

Average RPI Win:	293	WON-LOST	WINNING	LAST 10	STRENGTH OF	OPP. STRENGTH	TEAM	ADJ.	CONF.	ADJ CONF.
Average RPI Loss:	201	RECORD	PCT. RANK	GAMES	SCHEDULE	OF SCHEDULE	RPI	RPI	RPI	RPI
DIV. I ONLY	2- 4	234	0- 1	258	331	292	292	24	24	
DIV. I NON-CONF.	2- 4	234	0- 1	258	331	292	292	24	24	

TOTALS	RPI 1-25	RPI 26-50	W-L RECORDS	RPI 51-100	RPI 101-150	RPI 150+				
2- 4	0- 0	0- 0	OVERALL	0- 0	0- 0	2- 4				
0- 2	0- 0	0- 0	HOME	0- 0	0- 0	0- 2				
1- 1	0- 0	0- 0	AWAY	0- 0	0- 0	1- 1				
1- 1	0- 0	0- 0	NEUTRAL	0- 0	0- 0	1- 1				
2- 4	0- 0	0- 0	NON-CONFERENCE	0- 0	0- 0	2- 4				
0- 2	0- 0	0- 0	HOME	0- 0	0- 0	0- 2				
1- 1	0- 0	0- 0	AWAY	0- 0	0- 0	1- 1				
1- 1	0- 0	0- 0	NEUTRAL	0- 0	0- 0	1- 1				
0- 0	0- 0	0- 0	CONFERENCE	0- 0	0- 0	0- 0				
0- 0	0- 0	0- 0	HOME	0- 0	0- 0	0- 0				
0- 0	0- 0	0- 0	AWAY	0- 0	0- 0	0- 0				
0- 0	0- 0	0- 0	NEUTRAL	0- 0	0- 0	0- 0				

RPI 1-25				RPI 26-50				RPI 51-100				RPI 101+ Team's RPI: 292			
RPI	S	Opponent	Score	RPI	S	Opponent	Score	RPI	S	Opponent	Score	RPI	S	Opponent	Score
												161	N	Prairie View	59 67
												175	H	Texas St.	53 60
												194	A	Texas Tech	61 78
												273	A	UTRGV	59 49
												273	H	UTRGV	57 70
												312	N	Louisiana	64 63
LAST 12 Division I GAMES:															
				273	H	UTRGV	57 70								
				161	N	Prairie View	59 67								
				312	N	Louisiana	64 63								
				175	H	Texas St.	53 60								
				194	A	Texas Tech	61 78								
				273	A	UTRGV	59 49								

Non-Div I Games: UNKNOWN 78 40

Average RPI Win:	241	WON-LOST	WINNING	LAST 10	STRENGTH OF	OPP. STRENGTH	TEAM	ADJ.	CONF.	ADJ CONF.
Average RPI Loss:	87	RECORD	PCT. RANK	GAMES	SCHEDULE	OF SCHEDULE	RPI	RPI	RPI	RPI
DIV. I ONLY	3- 1	64	0- 0	279	157	111	111	24	24	
DIV. I NON-CONF.	3- 1	64	0- 0	279	157	111	111	24	24	

TOTALS	RPI 1-25	RPI 26-50	W-L RECORDS	RPI 51-100	RPI 101-150	RPI 150+				
3- 1	0- 0	0- 0	OVERALL	0- 1	1- 0	2- 0				
0- 0	0- 0	0- 0	HOME	0- 0	0- 0	0- 0				
2- 1	0- 0	0- 0	AWAY	0- 1	1- 0	1- 0				
1- 0	0- 0	0- 0	NEUTRAL	0- 0	0- 0	1- 0				
3- 1	0- 0	0- 0	NON-CONFERENCE	0- 1	1- 0	2- 0				
0- 0	0- 0	0- 0	HOME	0- 0	0- 0	0- 0				
2- 1	0- 0	0- 0	AWAY	0- 1	1- 0	1- 0				
1- 0	0- 0	0- 0	NEUTRAL	0- 0	0- 0	1- 0				
0- 0	0- 0	0- 0	CONFERENCE	0- 0	0- 0	0- 0				
0- 0	0- 0	0- 0	HOME	0- 0	0- 0	0- 0				
0- 0	0- 0	0- 0	AWAY	0- 0	0- 0	0- 0				
0- 0	0- 0	0- 0	NEUTRAL	0- 0	0- 0	0- 0				

RPI 1-25				RPI 26-50				RPI 51-100				RPI 101+				Team's RPI: 111
RPI	S	Opponent	Score	RPI	S	Opponent	Score	RPI	S	Opponent	Score	RPI	S	Opponent	Score	
								87	A	Tulsa	63 75	150	A	New Mexico St.	58 46	
												242	N	Texas Southern	81 39	
												331	A	UTEP	70 69	
LAST 12 Division I GAMES:																
								87	A	Tulsa	63 75					
								331	A	UTEP	70 69					
								242	N	Texas Southern	81 39					
								150	A	New Mexico St.	58 46					

Non-Div I Games: Eastern N.M. 78 46 Howard Payne 98 43 Southwest (NM) 90 47 Schreiner 90 43 Abilene Christian

Average RPI Win:	224	WON-LOST	WINNING	LAST 10	STRENGTH OF	OPP. STRENGTH	TEAM	ADJ.	CONF.	ADJ CONF.
Average RPI Loss:	74	RECORD	PCT. RANK	GAMES	SCHEDULE	OF SCHEDULE	RPI	RPI	RPI	RPI
DIV. I ONLY	3- 4	188	0- 1	39	263	125	125	8	8	
DIV. I NON-CONF.	3- 4	188	0- 1	39	263	125	125	8	8	

TOTALS	RPI 1-25	RPI 26-50	W-L RECORDS	RPI 51-100	RPI 101-150	RPI 150+				
3- 4	0- 1	1- 1	OVERALL	0- 1	0- 0	2- 1				
2- 1	0- 0	1- 0	HOME	0- 0	0- 0	1- 1				
1- 3	0- 1	0- 1	AWAY	0- 1	0- 0	1- 0				
0- 0	0- 0	0- 0	NEUTRAL	0- 0	0- 0	0- 0				
3- 4	0- 1	1- 1	NON-CONFERENCE	0- 1	0- 0	2- 1				
2- 1	0- 0	1- 0	HOME	0- 0	0- 0	1- 1				
1- 3	0- 1	0- 1	AWAY	0- 1	0- 0	1- 0				
0- 0	0- 0	0- 0	NEUTRAL	0- 0	0- 0	0- 0				
0- 0	0- 0	0- 0	CONFERENCE	0- 0	0- 0	0- 0				
0- 0	0- 0	0- 0	HOME	0- 0	0- 0	0- 0				
0- 0	0- 0	0- 0	AWAY	0- 0	0- 0	0- 0				
0- 0	0- 0	0- 0	NEUTRAL	0- 0	0- 0	0- 0				

RPI 1-25				RPI 26-50				RPI 51-100				RPI 101+ Team's RPI: 125			
RPI	S	Opponent	Score	RPI	S	Opponent	Score	RPI	S	Opponent	Score	RPI	S	Opponent	Score
25	A	Minnesota	50 67	27	H	Northern Colo.	69 57	73	A	Denver	66 92	159	H	George Mason	71 78
				37	A	Northeastern	41 54					302	A	Army West Point	71 60
												342	H	Fairleigh Dickinson	85 37
LAST 12 Division I GAMES:															
				37	A	Northeastern	41 54	25	A	Minnesota	50 67				
				302	A	Army West Point	71 60	27	H	Northern Colo.	69 57				
				342	H	Fairleigh Dickinson	85 37								
				73	A	Denver	66 92								
				159	H	George Mason	71 78								

Non-Div I Games: Western St. 72 54

Air Force

Loss,
Non-Conf, S Site,
H Home
A Away
N Neutral

Average RPI		WON-LOST RECORD	WINNING PCT. RANK	LAST 10 GAMES	STRENGTH OF SCHEDULE	OPP. STRENGTH OF SCHEDULE	TEAM RPI	ADJ. RPI	CONF. RPI	ADJ. CONF. RPI
271	120	5- 1	51	1- 0	349	49	211	211	11	11
DIV. I ONLY		5- 1	51	1- 0	349	49	211	211	11	11
DIV. I NON-CONF.		5- 1	51	1- 0	349	49	211	211	11	11
TOTALS		RPI 1-25	RPI 26-50	W-L RECORDS		RPI 51-100	RPI 101-150	RPI 150+		
5- 1	0- 0		0- 0	OVERALL		0- 0	0- 1	5- 0		
2- 0	0- 0		0- 0	HOME		0- 0	0- 0	2- 0		
1- 1	0- 0		0- 0	AWAY		0- 0	0- 1	1- 0		
2- 0	0- 0		0- 0	NEUTRAL		0- 0	0- 0	2- 0		
5- 1	0- 0		0- 0	NON-CONFERENCE		0- 0	0- 1	5- 0		
2- 0	0- 0		0- 0	HOME		0- 0	0- 0	2- 0		
1- 1	0- 0		0- 0	AWAY		0- 0	0- 1	1- 0		
2- 0	0- 0		0- 0	NEUTRAL		0- 0	0- 0	2- 0		
0- 0	0- 0		0- 0	CONFERENCE		0- 0	0- 0	0- 0		
0- 0	0- 0		0- 0	HOME		0- 0	0- 0	0- 0		
0- 0	0- 0		0- 0	AWAY		0- 0	0- 0	0- 0		
0- 0	0- 0		0- 0	NEUTRAL		0- 0	0- 0	0- 0		

RPI 1-25				RPI 26-50				RPI 51-100				RPI 101+ Team's RPI: 211			
RPI	S	Opponent	Score	RPI	S	Opponent	Score	RPI	S	Opponent	Score	RPI	S	Opponent	Score
												120	A	Youngstown St.	61 72
												229	N	Oakland	85 65
												232	H	St. Bonaventure	67 58
												271	H	Eastern Ky.	63 54
												288	A	N. C. A&T	49 36
												335	N	Northern Ky.	77 60
LAST 12 Division I GAMES:															
				232	H	St. Bonaventure	67 58	271	H	Eastern Ky.	63 54	120	A	Youngstown St.	61 72
								335	N	Northern Ky.	77 60	229	N	Oakland	85 65
								288	A	N. C. A&T	49 36				

Non-Div I Games:

Akron

Average RPI Win: 189

Average RPI Loss: 127

WON-LOST
RECORDWINNING
PCT. RANKLAST 10
GAMESSTRENGTH OF
SCHEDULEOPP. STRENGTH
OF SCHEDULETEAM
RPIADJ.
RPICONF.
RPIADJ CONF.
RPIDIV. I ONLY
DIV. I NON-CONF.5- 4
5- 4144
1440- 1
0- 142
42268
268112
112112
1127
77
7

TOTALS

RPI 1-25

RPI 26-50

W-L RECORDS

RPI 51-100

RPI 101-150

RPI 150+

5- 4

0- 0

0- 0

OVERALL

1- 1

0- 2

4- 1

4- 1

0- 0

0- 0

HOME

1- 0

0- 1

3- 0

1- 1

0- 0

0- 0

AWAY

0- 0

0- 0

1- 1

0- 2

0- 0

0- 0

NEUTRAL

0- 1

0- 1

0- 0

5- 4

0- 0

0- 0

NON-CONFERENCE

1- 1

0- 2

4- 1

4- 1

0- 0

0- 0

HOME

1- 0

0- 1

3- 0

1- 1

0- 0

0- 0

AWAY

0- 0

0- 0

1- 1

0- 2

0- 0

0- 0

NEUTRAL

0- 1

0- 1

0- 0

0- 0

0- 0

0- 0

CONFERENCE

0- 0

0- 0

0- 0

0- 0

0- 0

0- 0

HOME

0- 0

0- 0

0- 0

0- 0

0- 0

0- 0

AWAY

0- 0

0- 0

0- 0

0- 0

0- 0

0- 0

NEUTRAL

0- 0

0- 0

0- 0

RPI 1-25

RPI 26-50

RPI 51-100

RPI 101+

Team's RPI: 112

RPI S Opponent Score

RPI S Opponent Score

RPI S Opponent Score

RPI S Opponent Score

67 H Clemson 76 56
87 N Tulsa 73 80129 H South Alabama 67 72
140 N Louisiana Tech 62 79
151 A Utah 62 72
163 H Southeastern La. 88 40
164 A SMU 62 61
258 H Stetson 59 47
291 H Grambling 73 55

LAST 12 Division I GAMES:

129 H South Alabama 67 72
87 N Tulsa 73 80
258 H Stetson 59 47
291 H Grambling 73 55
67 H Clemson 76 56
164 A SMU 62 61
140 N Louisiana Tech 62 79
151 A Utah 62 72
163 H Southeastern La. 88 40

Alabama

Alabama

Non-Div I Games:

Alabama

Loss, Non-Conf, S Site, H Home A Away N Neutral

Average RPI Win:	305	WON-LOST	WINNING	LAST 10	STRENGTH OF	OPP. STRENGTH	TEAM	ADJ.	CONF.	ADJ CONF.
Average RPI Loss:	169	RECORD	PCT. RANK	GAMES	SCHEDULE	OF SCHEDULE	RPI	RPI	RPI	RPI
DIV. I ONLY	2- 4	234	1- 0	158	307	231	231	26	26	
DIV. I NON-CONF.	2- 4	234	1- 0	158	307	231	231	26	26	

TOTALS	RPI 1-25	RPI 26-50	W-L RECORDS	RPI 51-100	RPI 101-150	RPI 150+				
2- 4	0- 0	0- 0	OVERALL	0- 1	0- 2	2- 1				
1- 1	0- 0	0- 0	HOME	0- 0	0- 0	1- 1				
1- 3	0- 0	0- 0	AWAY	0- 1	0- 2	1- 0				
0- 0	0- 0	0- 0	NEUTRAL	0- 0	0- 0	0- 0				
2- 4	0- 0	0- 0	NON-CONFERENCE	0- 1	0- 2	2- 1				
1- 1	0- 0	0- 0	HOME	0- 0	0- 0	1- 1				
1- 3	0- 0	0- 0	AWAY	0- 1	0- 2	1- 0				
0- 0	0- 0	0- 0	NEUTRAL	0- 0	0- 0	0- 0				
0- 0	0- 0	0- 0	CONFERENCE	0- 0	0- 0	0- 0				
0- 0	0- 0	0- 0	HOME	0- 0	0- 0	0- 0				
0- 0	0- 0	0- 0	AWAY	0- 0	0- 0	0- 0				
0- 0	0- 0	0- 0	NEUTRAL	0- 0	0- 0	0- 0				

RPI 1-25				RPI 26-50				RPI 51-100				RPI 101+				Team's RPI : 231	
RPI	S	Opponent	Score	RPI	S	Opponent	Score	RPI	S	Opponent	Score	RPI	S	Opponent	Score		
								79	A	Kansas	54	65	132	A	Illinois	60	88
												146	A	UAB	47	82	
												290	H	Tennessee St.	67	57	
												317	H	Lipscomb	58	62	
												320	A	Murray St.	59	53	
LAST 12 Division I GAMES:																	
290	H	Tennessee St.	67	57	320	A	Murray St.	59	53	146	A	UAB	47	82			
132	A	Illinois	60	88	79	A	Kansas	54	65	317	H	Lipscomb	58	62			

Non-Div I Games:

Alabama A&M

Average RPI	Win:	0	WON-LOST	WINNING	LAST 10	STRENGTH OF	OPP. STRENGTH	TEAM	ADJ.	CONF.	ADJ CONF.
Average RPI	Loss:	129	RECORD	PCT. RANK	GAMES	SCHEDULE	OF SCHEDULE	RPI	RPI	RPI	RPI
DIV. I ONLY		0- 6		326	0- 1	33	278	260	260	26	26
DIV. I NON-CONF.		0- 6		326	0- 1	33	278	260	260	26	26

TOTALS	RPI 1-25		RPI 26-50		W-L RECORDS	RPI 51-100		RPI 101-150		RPI 150+	
0- 6	0- 1		0- 0		OVERALL	0- 2		0- 1		0- 2	
0- 2	0- 0		0- 0		HOME	0- 1		0- 0		0- 1	
0- 4	0- 1		0- 0		AWAY	0- 1		0- 1		0- 1	
0- 0	0- 0		0- 0		NEUTRAL	0- 0		0- 0		0- 0	
0- 6	0- 1		0- 0		NON-CONFERENCE	0- 2		0- 1		0- 2	
0- 2	0- 0		0- 0		HOME	0- 1		0- 0		0- 1	
0- 4	0- 1		0- 0		AWAY	0- 1		0- 1		0- 1	
0- 0	0- 0		0- 0		NEUTRAL	0- 0		0- 0		0- 0	
0- 0	0- 0		0- 0		CONFERENCE	0- 0		0- 0		0- 0	
0- 0	0- 0		0- 0		HOME	0- 0		0- 0		0- 0	
0- 0	0- 0		0- 0		AWAY	0- 0		0- 0		0- 0	
0- 0	0- 0		0- 0		NEUTRAL	0- 0		0- 0		0- 0	

RPI 1-25				RPI 26-50				RPI 51-100				RPI 101+ Team's RPI: 260			
RPI	S	Opponent	Score	RPI	S	Opponent	Score	RPI	S	Opponent	Score	RPI	S	Opponent	Score
19	A	Kentucky	35 87					85	A	Georgia Tech	42 69	136	A	North Ala.	42 68
								97	H	South Carolina	38 94	200	A	Troy	46 116
												239	H	Samford	51 60
LAST 12 Division I GAMES:															
85	A	Georgia Tech	42 69	97	H	South Carolina	38 94								
200	A	Troy	46 116	19	A	Kentucky	35 87								
136	A	North Ala.	42 68												
239	H	Samford	51 60												

Non-Div I Games: Mobile 69 63

Alabama St.

■ Loss,
 ■ Non-Conf, S Site,
 ■ Home
 ■ Away
 N Neutral

Average RPI Win:	341	WON-LOST	WINNING	LAST 10	STRENGTH OF	OPP. STRENGTH	TEAM	ADJ.	CONF.	ADJ CONF.
Average RPI Loss:	202	RECORD	PCT. RANK	GAMES	SCHEDULE	OF SCHEDULE	RPI	RPI	RPI	RPI
DIV. I ONLY	1- 8	322	0- 1	302	261	337	337	23	23	
DIV. I NON-CONF.	1- 8	322	0- 1	302	261	337	337	23	23	

TOTALS	RPI 1-25	RPI 26-50	W-L RECORDS	RPI 51-100	RPI 101-150	RPI 150+				
1- 8	0- 0	0- 0	OVERALL	0- 1	0- 3	1- 4				
1- 3	0- 0	0- 0	HOME	0- 0	0- 1	1- 2				
0- 5	0- 0	0- 0	AWAY	0- 1	0- 2	0- 2				
0- 0	0- 0	0- 0	NEUTRAL	0- 0	0- 0	0- 0				
1- 8	0- 0	0- 0	NON-CONFERENCE	0- 1	0- 3	1- 4				
1- 3	0- 0	0- 0	HOME	0- 0	0- 1	1- 2				
0- 5	0- 0	0- 0	AWAY	0- 1	0- 2	0- 2				
0- 0	0- 0	0- 0	NEUTRAL	0- 0	0- 0	0- 0				
0- 0	0- 0	0- 0	CONFERENCE	0- 0	0- 0	0- 0				
0- 0	0- 0	0- 0	HOME	0- 0	0- 0	0- 0				
0- 0	0- 0	0- 0	AWAY	0- 0	0- 0	0- 0				
0- 0	0- 0	0- 0	NEUTRAL	0- 0	0- 0	0- 0				

RPI 1-25				RPI 26-50				RPI 51-100				RPI 101+ Team's RPI: 337					
RPI	S	Opponent	Score	RPI	S	Opponent	Score	RPI	S	Opponent	Score	RPI	S	Opponent	Score		
								96	A	South Fla.	37	74	116	A	Rutgers	39	65
													134	H	Holy Cross	50	56
													141	A	Monmouth	56	64
													237	A	Cornell	34	48
													259	H	Central Conn. St.	53	60
													315	A	Lafayette	66	67
													316	H	Canisius	42	48
													341	H	Manhattan	60	54
LAST 12 Division I GAMES:																	
141	A	Monmouth	56	64	259	H	Central Conn. St.	53	60								
116	A	Rutgers	39	65	315	A	Lafayette	66	67								
341	H	Manhattan	60	54	316	H	Canisius	42	48								
237	A	Cornell	34	48	134	H	Holy Cross	50	56								
96	A	South Fla.	37	74													

Non-Div I Games:

Albany (NY)

Average RPI	Win:	0	WON-LOST	WINNING	LAST 10	STRENGTH OF	OPP. STRENGTH	TEAM	ADJ.	CONF.	ADJ CONF.
Average RPI	Loss:	259	RECORD	PCT. RANK	GAMES	SCHEDULE	OF SCHEDULE	RPI	RPI	RPI	RPI
DIV. I ONLY		0- 5		326	0- 1	326	351	349	349	26	26
DIV. I NON-CONF.		0- 5		326	0- 1	326	351	349	349	26	26

TOTALS	RPI 1-25		RPI 26-50		W-L RECORDS	RPI 51-100		RPI 101-150		RPI 150+	
0- 5	0- 0		0- 0		OVERALL	0- 0		0- 1		0- 4	
0- 2	0- 0		0- 0		HOME	0- 0		0- 0		0- 2	
0- 3	0- 0		0- 0		AWAY	0- 0		0- 1		0- 2	
0- 0	0- 0		0- 0		NEUTRAL	0- 0		0- 0		0- 0	
0- 5	0- 0		0- 0		NON-CONFERENCE	0- 0		0- 1		0- 4	
0- 2	0- 0		0- 0		HOME	0- 0		0- 0		0- 2	
0- 3	0- 0		0- 0		AWAY	0- 0		0- 1		0- 2	
0- 0	0- 0		0- 0		NEUTRAL	0- 0		0- 0		0- 0	
0- 0	0- 0		0- 0		CONFERENCE	0- 0		0- 0		0- 0	
0- 0	0- 0		0- 0		HOME	0- 0		0- 0		0- 0	
0- 0	0- 0		0- 0		AWAY	0- 0		0- 0		0- 0	
0- 0	0- 0		0- 0		NEUTRAL	0- 0		0- 0		0- 0	

RPI 1-25				RPI 26-50				RPI 51-100				RPI 101+ Team's RPI: 349			
RPI	S	Opponent	Score	RPI	S	Opponent	Score	RPI	S	Opponent	Score	RPI	S	Opponent	Score
												146	A	UAB	53 80
												163	H	Southeastern La.	59 77
												324	H	Central Ark.	46 57
												331	A	UTEP	51 77
												332	A	Northwestern St.	65 78

LAST 12 Division I GAMES:															
				146	A	UAB	53 80	324	H	Central Ark.	46 57				
								332	A	Northwestern St.	65 78				
								163	H	Southeastern La.	59 77				
								331	A	UTEP	51 77				

Non-Div I Games: Lane 58 70

Al corn

Average RPI Loss: 80

DIV. I ONLY	4- 4	155	0- 1	76	138	121	121	21	21
DIV. I NON-CONF.	4- 4	155	0- 1	76	138	121	121	21	21
TOTALS	RPI 1-25	RPI 26-50	W-L RECORDS	RPI 51-100	RPI 101-150	RPI 150+			
4- 4	0- 1	0- 0	OVERALL	1- 2	0- 1	3- 0			
3- 0	0- 0	0- 0	HOME	1- 0	0- 0	2- 0			
1- 2	0- 0	0- 0	AWAY	0- 1	0- 1	1- 0			
0- 2	0- 1	0- 0	NEUTRAL	0- 1	0- 0	0- 0			
4- 4	0- 1	0- 0	NON-CONFERENCE	1- 2	0- 1	3- 0			
3- 0	0- 0	0- 0	HOME	1- 0	0- 0	2- 0			
1- 2	0- 0	0- 0	AWAY	0- 1	0- 1	1- 0			
0- 2	0- 1	0- 0	NEUTRAL	0- 1	0- 0	0- 0			
0- 0	0- 0	0- 0	CONFERENCE	0- 0	0- 0	0- 0			
0- 0	0- 0	0- 0	HOME	0- 0	0- 0	0- 0			
0- 0	0- 0	0- 0	AWAY	0- 0	0- 0	0- 0			
0- 0	0- 0	0- 0	NEUTRAL	0- 0	0- 0	0- 0			

RPI 1-25				RPI 26-50				RPI 51-100				RPI 101+ Team' s RPI : 121			
RPI	S	Opponent	Score	RPI	S	Opponent	Score	RPI	S	Opponent	Score	RPI	S	Opponent	Score
21	N	Stanford	49 71					73	A	Denver	54 83	133	A	Vi rgi ni a	54 57
								87	H	Tul sa	68 52	159	H	George Mason	86 71
								92	N	FGCU	71 90	209	H	UMBC	64 42
												267	A	Hawai i	69 57
LAST 12 Di vi si on I GAMES:															
92	N	FGCU	71 90	133	A	Vi rgi ni a	54 57								
21	N	Stanford	49 71	209	H	UMBC	64 42								
267	A	Hawai i	69 57												
73	A	Denver	54 83												
159	H	George Mason	86 71												
87	H	Tul sa	68 52												

Ameri can

Average RPI Win:	295	WON-LOST	WINNING	LAST 10	STRENGTH OF	OPP. STRENGTH	TEAM	ADJ.	CONF.	ADJ CONF.
Average RPI Loss:	157	RECORD	PCT. RANK	GAMES	SCHEDULE	OF SCHEDULE	RPI	RPI	RPI	RPI
DIV. I ONLY	5- 4	144	0- 1	291	250	219	219	20	20	
DIV. I NON-CONF.	5- 4	144	0- 1	291	250	219	219	20	20	

TOTALS	RPI 1-25	RPI 26-50	W-L RECORDS	RPI 51-100	RPI 101-150	RPI 150+				
5- 4	0- 0	0- 0	OVERALL	0- 2	0- 1	5- 1				
4- 0	0- 0	0- 0	HOME	0- 0	0- 0	4- 0				
1- 4	0- 0	0- 0	AWAY	0- 2	0- 1	1- 1				
0- 0	0- 0	0- 0	NEUTRAL	0- 0	0- 0	0- 0				
5- 4	0- 0	0- 0	NON-CONFERENCE	0- 2	0- 1	5- 1				
4- 0	0- 0	0- 0	HOME	0- 0	0- 0	4- 0				
1- 4	0- 0	0- 0	AWAY	0- 2	0- 1	1- 1				
0- 0	0- 0	0- 0	NEUTRAL	0- 0	0- 0	0- 0				
0- 0	0- 0	0- 0	CONFERENCE	0- 0	0- 0	0- 0				
0- 0	0- 0	0- 0	HOME	0- 0	0- 0	0- 0				
0- 0	0- 0	0- 0	AWAY	0- 0	0- 0	0- 0				
0- 0	0- 0	0- 0	NEUTRAL	0- 0	0- 0	0- 0				

RPI 1-25				RPI 26-50				RPI 51-100				RPI 101+				Team's RPI: 219
RPI	S	Opponent	Score	RPI	S	Opponent	Score	RPI	S	Opponent	Score	RPI	S	Opponent	Score	
								85	A	Georgi a Tech	53 71	146	A	UAB	61 80	
								97	A	South Carol i na	50 80	198	H	El on	65 62	
												299	A	ETSU	64 95	
												306	A	Davi dson	81 78	
												318	H	Col . of Charleston	80 66	
												322	H	Marshall	74 52	
												329	H	UNC Greensboro	68 65	
LAST 12 Division I GAMES:																
329	H	UNC Greensboro	68 65	97	A	South Carolina	50 80	318	H	Col . of Charleston	80 66	299	A	ETSU	64 95	
85	A	Georgi a Tech	53 71	322	H	Marshall	74 52	198	H	El on	65 62	306	A	Davi dson	81 78	
146	A	UAB	61 80													

Non-Div I Games:

Appalachian St.

Average RPI	Win:	187	WON-LOST	WINNING	LAST 10	STRENGTH OF	OPP. STRENGTH	TEAM	ADJ.	CONF.	ADJ CONF.
Average RPI	Loss:	94	RECORD	PCT. RANK	GAMES	SCHEDULE	OF SCHEDULE	RPI	RPI	RPI	RPI
DIV. I ONLY		7- 1		24	1- 0	267	51	103	103	2	2
DIV. I NON-CONF.		7- 1		24	1- 0	267	51	103	103	2	2

TOTALS	RPI 1-25		RPI 26-50		W-L RECORDS	RPI 51-100		RPI 101-150		RPI 150+	
7- 1	0- 0		0- 0		OVERALL	2- 1		1- 0		4- 0	
4- 1	0- 0		0- 0		HOME	1- 1		1- 0		2- 0	
1- 0	0- 0		0- 0		AWAY	0- 0		0- 0		1- 0	
2- 0	0- 0		0- 0		NEUTRAL	1- 0		0- 0		1- 0	
7- 1	0- 0		0- 0		NON-CONFERENCE	2- 1		1- 0		4- 0	
4- 1	0- 0		0- 0		HOME	1- 1		1- 0		2- 0	
1- 0	0- 0		0- 0		AWAY	0- 0		0- 0		1- 0	
2- 0	0- 0		0- 0		NEUTRAL	1- 0		0- 0		1- 0	
0- 0	0- 0		0- 0		CONFERENCE	0- 0		0- 0		0- 0	
0- 0	0- 0		0- 0		HOME	0- 0		0- 0		0- 0	
0- 0	0- 0		0- 0		AWAY	0- 0		0- 0		0- 0	
0- 0	0- 0		0- 0		NEUTRAL	0- 0		0- 0		0- 0	

RPI 1-25				RPI 26-50				RPI 51-100				RPI 101+ Team's RPI: 103			
RPI	S	Opponent	Score	RPI	S	Opponent	Score	RPI	S	Opponent	Score	RPI	S	Opponent	Score
								66	N	Portland	92 70	110	H	Idaho St.	71 46
								74	H	Montana	100 51	207	A	San Diego St.	69 60
								94	H	Loyola Marymount	64 66	247	N	Seattle U	84 54
												297	H	Incarnate Word	84 42
												308	H	South Carolina St.	73 32

LAST 12 Division I GAMES:															
74	H	Montana	100 51	308	H	South Carolina St.	73 32	66	N	Portland	92 70	247	N	Seattle U	84 54
207	A	San Diego St.	69 60	94	H	Loyola Marymount	64 66	110	H	Idaho St.	71 46				
297	H	Incarnate Word	84 42												

Non-Div I Games:

Ari zona

Average RPI	Win:	166	WON-LOST	WINNING	LAST 10	STRENGTH OF	OPP. STRENGTH	TEAM	ADJ.	CONF.	ADJ CONF.
Average RPI	Loss:	12	RECORD	PCT. RANK	GAMES	SCHEDULE	OF SCHEDULE	RPI	RPI	RPI	RPI
DIV. I ONLY		5- 2		80	1- 0	30		129	35	35	2 2
DIV. I NON-CONF.		5- 2		80	1- 0	30		129	35	35	2 2

TOTALS	RPI 1-25		RPI 26-50		W-L RECORDS	RPI 51-100		RPI 101-150		RPI 150+	
5- 2	0- 2		0- 0		OVERALL	2- 0		1- 0		2- 0	
3- 1	0- 1		0- 0		HOME	1- 0		1- 0		1- 0	
1- 0	0- 0		0- 0		AWAY	1- 0		0- 0		0- 0	
1- 1	0- 1		0- 0		NEUTRAL	0- 0		0- 0		1- 0	
5- 2	0- 2		0- 0		NON-CONFERENCE	2- 0		1- 0		2- 0	
3- 1	0- 1		0- 0		HOME	1- 0		1- 0		1- 0	
1- 0	0- 0		0- 0		AWAY	1- 0		0- 0		0- 0	
1- 1	0- 1		0- 0		NEUTRAL	0- 0		0- 0		1- 0	
0- 0	0- 0		0- 0		CONFERENCE	0- 0		0- 0		0- 0	
0- 0	0- 0		0- 0		HOME	0- 0		0- 0		0- 0	
0- 0	0- 0		0- 0		AWAY	0- 0		0- 0		0- 0	
0- 0	0- 0		0- 0		NEUTRAL	0- 0		0- 0		0- 0	

RPI 1-25				RPI 26-50				Team's RPI: 35				RPI 51-100				RPI 101+			
RPI	S	Opponent	Score	RPI	S	Opponent	Score					RPI	S	Opponent	Score	RPI	S	Opponent	Score
10	N	Louisville	56 58									78	A	Arkansas	88 85	140	H	Louisiana Tech	80 44
13	H	Baylor	59 65									87	H	Tulsa	70 52	230	N	Southern Ill.	82 38
																297	H	Incarnate Word	81 43
LAST 12 Division I GAMES:																			
140	H	Louisiana Tech	80 44	87	H	Tulsa	70 52												
230	N	Southern Ill.	82 38																
10	N	Louisville	56 58																
78	A	Arkansas	88 85																
13	H	Baylor	59 65																
297	H	Incarnate Word	81 43																

Non-Div I Games:

Ari zona St.

Average RPI Win:	0	WON-LOST	WINNING	LAST 10	STRENGTH OF	OPP. STRENGTH	TEAM	ADJ.	CONF.	ADJ CONF.
Average RPI Loss:	109	RECORD	PCT. RANK	GAMES	SCHEDULE	OF SCHEDULE	RPI	RPI	RPI	RPI
DIV. I ONLY	0- 3	326	0- 0	4	306	165	165	26	26	
DIV. I NON-CONF.	0- 3	326	0- 0	4	306	165	165	26	26	

TOTALS	RPI 1-25	RPI 26-50	W-L RECORDS	RPI 51-100	RPI 101-150	RPI 150+				
0- 3	0- 1	0- 0	OVERALL	0- 1	0- 0	0- 1				
0- 0	0- 0	0- 0	HOME	0- 0	0- 0	0- 0				
0- 3	0- 1	0- 0	AWAY	0- 1	0- 0	0- 1				
0- 0	0- 0	0- 0	NEUTRAL	0- 0	0- 0	0- 0				
0- 3	0- 1	0- 0	NON-CONFERENCE	0- 1	0- 0	0- 1				
0- 0	0- 0	0- 0	HOME	0- 0	0- 0	0- 0				
0- 3	0- 1	0- 0	AWAY	0- 1	0- 0	0- 1				
0- 0	0- 0	0- 0	NEUTRAL	0- 0	0- 0	0- 0				
0- 0	0- 0	0- 0	CONFERENCE	0- 0	0- 0	0- 0				
0- 0	0- 0	0- 0	HOME	0- 0	0- 0	0- 0				
0- 0	0- 0	0- 0	AWAY	0- 0	0- 0	0- 0				
0- 0	0- 0	0- 0	NEUTRAL	0- 0	0- 0	0- 0				

RPI 1-25				RPI 26-50				RPI 51-100				RPI 101+ Team's RPI: 165			
RPI	S	Opponent	Score	RPI	S	Opponent	Score	RPI	S	Opponent	Score	RPI	S	Opponent	Score
25	A	Minnesota	42 84					81	A	Oregon St.	33 89	220	A	Wichita St.	39 76

Average RPI	Win:	202	WON-LOST	WINNING	LAST 10	STRENGTH OF	OPP. STRENGTH	TEAM	ADJ.	CONF.	ADJ CONF.
Average RPI	Loss:	48	RECORD	PCT. RANK	GAMES	SCHEDULE	OF SCHEDULE	RPI	RPI	RPI	RPI
DIV. I ONLY		6- 3		101	1- 0	101	83	78	78	7	7
DIV. I NON-CONF.		6- 3		101	1- 0	101	83	78	78	7	7

TOTALS	RPI 1-25		RPI 26-50		W-L RECORDS	RPI 51-100		RPI 101-150		RPI 150+	
6- 3	0- 1		0- 1		OVERALL	1- 0		1- 1		4- 0	
3- 1	0- 0		0- 1		HOME	1- 0		0- 0		2- 0	
1- 1	0- 1		0- 0		AWAY	0- 0		0- 0		1- 0	
2- 1	0- 0		0- 0		NEUTRAL	0- 0		1- 1		1- 0	
6- 3	0- 1		0- 1		NON-CONFERENCE	1- 0		1- 1		4- 0	
3- 1	0- 0		0- 1		HOME	1- 0		0- 0		2- 0	
1- 1	0- 1		0- 0		AWAY	0- 0		0- 0		1- 0	
2- 1	0- 0		0- 0		NEUTRAL	0- 0		1- 1		1- 0	
0- 0	0- 0		0- 0		CONFERENCE	0- 0		0- 0		0- 0	
0- 0	0- 0		0- 0		HOME	0- 0		0- 0		0- 0	
0- 0	0- 0		0- 0		AWAY	0- 0		0- 0		0- 0	
0- 0	0- 0		0- 0		NEUTRAL	0- 0		0- 0		0- 0	

RPI 1-25				RPI 26-50				RPI 51-100				RPI 101+			
RPI	S	Opponent	Score	RPI	S	Opponent	Score	RPI	S	Opponent	Score	RPI	S	Opponent	Score
6	A	Iowa St.	82 91	35	H	Arizona St.	85 88	93	H	Tennessee Tech	65 42	104	N	Pittsburgh	54 61
												128	N	Wisconsin	69 68
												153	H	Oral Roberts	74 61
												215	A	UT Arlington	66 65
												290	N	Tennessee St.	79 55
												332	H	Northwestern St.	98 53

LAST 12 Division I GAMES:															
128	N	Wisconsin	69 68	93	H	Tennessee Tech	65 42	6	A	Iowa St.	82 91				
104	N	Pittsburgh	54 61					153	H	Oral Roberts	74 61				
290	N	Tennessee St.	79 55												
35	H	Arizona St.	85 88												
215	A	UT Arlington	66 65												
332	H	Northwestern St.	98 53												

Non-Div I Games:

Arkansas

Average RPI	Win:	315	WON-LOST	WINNING	LAST 10	STRENGTH OF	OPP. STRENGTH	TEAM	ADJ.	CONF.	ADJ CONF.
Average RPI	Loss:	97	RECORD	PCT. RANK	GAMES	SCHEDULE	OF SCHEDULE	RPI	RPI	RPI	RPI
DIV. I ONLY		3- 4		188	1- 0	168	215	196	196	20	20
DIV. I NON-CONF.		3- 4		188	1- 0	168	215	196	196	20	20

TOTALS	RPI 1-25		RPI 26-50		W-L RECORDS	RPI 51-100		RPI 101-150		RPI 150+	
3- 4	0- 0		0- 1		OVERALL	0- 1		0- 2		3- 0	
2- 1	0- 0		0- 0		HOME	0- 0		0- 1		2- 0	
1- 3	0- 0		0- 1		AWAY	0- 1		0- 1		1- 0	
0- 0	0- 0		0- 0		NEUTRAL	0- 0		0- 0		0- 0	
3- 4	0- 0		0- 1		NON-CONFERENCE	0- 1		0- 2		3- 0	
2- 1	0- 0		0- 0		HOME	0- 0		0- 1		2- 0	
1- 3	0- 0		0- 1		AWAY	0- 1		0- 1		1- 0	
0- 0	0- 0		0- 0		NEUTRAL	0- 0		0- 0		0- 0	
0- 0	0- 0		0- 0		CONFERENCE	0- 0		0- 0		0- 0	
0- 0	0- 0		0- 0		HOME	0- 0		0- 0		0- 0	
0- 0	0- 0		0- 0		AWAY	0- 0		0- 0		0- 0	
0- 0	0- 0		0- 0		NEUTRAL	0- 0		0- 0		0- 0	

RPI 1-25				RPI 26-50				RPI 51-100				RPI 101+ Team's RPI: 196			
RPI	S	Opponent	Score	RPI	S	Opponent	Score	RPI	S	Opponent	Score	RPI	S	Opponent	Score
				49	A	Oklahoma St.	60 62	72	A	UT Martin	91 97	127	A	Texas A&M	56 97
												140	H	Louisiana Tech	70 80
												295	H	Memphis	77 66
												320	H	Murray St.	74 63
												331	A	UTEP	67 66
LAST 12 Division I GAMES:															
				49	A	Oklahoma St.	60 62	331	A	UTEP	67 66				
								320	H	Murray St.	74 63				
								127	A	Texas A&M	56 97				
								140	H	Louisiana Tech	70 80				
								72	A	UT Martin	91 97				
								295	H	Memphis	77 66				

Non-Div I Games:

Arkansas St.

Average RPI Win:	306	WON-LOST	WINNING	LAST 10	STRENGTH OF	OPP. STRENGTH	TEAM	ADJ.	CONF.	ADJ CONF.
Average RPI Loss:	168	RECORD	PCT. RANK	GAMES	SCHEDULE	OF SCHEDULE	RPI	RPI	RPI	RPI
DIV. I ONLY	3- 5	217	1- 0	298	255	302	302	21	21	
DIV. I NON-CONF.	3- 5	217	1- 0	298	255	302	302	21	21	

TOTALS	RPI 1-25	RPI 26-50	W-L RECORDS	RPI 51-100	RPI 101-150	RPI 150+				
3- 5	0- 0	0- 0	OVERALL	0- 2	0- 1	3- 2				
2- 2	0- 0	0- 0	HOME	0- 1	0- 1	2- 0				
1- 3	0- 0	0- 0	AWAY	0- 1	0- 0	1- 2				
0- 0	0- 0	0- 0	NEUTRAL	0- 0	0- 0	0- 0				
3- 5	0- 0	0- 0	NON-CONFERENCE	0- 2	0- 1	3- 2				
2- 2	0- 0	0- 0	HOME	0- 1	0- 1	2- 0				
1- 3	0- 0	0- 0	AWAY	0- 1	0- 0	1- 2				
0- 0	0- 0	0- 0	NEUTRAL	0- 0	0- 0	0- 0				
0- 0	0- 0	0- 0	CONFERENCE	0- 0	0- 0	0- 0				
0- 0	0- 0	0- 0	HOME	0- 0	0- 0	0- 0				
0- 0	0- 0	0- 0	AWAY	0- 0	0- 0	0- 0				
0- 0	0- 0	0- 0	NEUTRAL	0- 0	0- 0	0- 0				

RPI 1-25				RPI 26-50				RPI 51-100				RPI 101+ Team's RPI: 302			
RPI	S	Opponent	Score	RPI	S	Opponent	Score	RPI	S	Opponent	Score	RPI	S	Opponent	Score
								58	A	TCU	38 63	125	H	Air Force	60 71
								89	H	St. John's (NY)	49 60	228	H	St. Francis Brooklyn	69 57
												280	A	Binghamton	47 60
												289	A	Col umbi a	49 70
												342	H	Fai r lei gh Di cki nson	62 40
												348	A	LIU Brookl yn	57 42

LAST 12 Division I GAMES:															
342	H	Fai r lei gh Di cki nson	62 40	89	H	St. John's (NY)	49 60	289	A	Col umbi a	49 70				
58	A	TCU	38 63					348	A	LIU Brookl yn	57 42				
228	H	St. Francis Brooklyn	69 57												
280	A	Binghamton	47 60												
125	H	Air Force	60 71												

Non-Div I Games:

Army West Point

Average RPI	Win:	206	WON-LOST	WINNING	LAST 10	STRENGTH OF	OPP. STRENGTH	TEAM	ADJ.	CONF.	ADJ CONF.
Average RPI	Loss:	6	RECORD	PCT. RANK	GAMES	SCHEDULE	OF SCHEDULE	RPI	RPI	RPI	RPI
DIV. I ONLY		5- 1	51	1- 0	120	104	33	33	7	7	
DIV. I NON-CONF.		5- 1	51	1- 0	120	104	33	33	7	7	

TOTALS	RPI 1-25		RPI 26-50		W-L RECORDS	RPI 51-100		RPI 101-150		RPI 150+	
5- 1	0- 1		0- 0		OVERALL	1- 0		0- 0		4- 0	
4- 0	0- 0		0- 0		HOME	0- 0		0- 0		4- 0	
1- 1	0- 1		0- 0		AWAY	1- 0		0- 0		0- 0	
0- 0	0- 0		0- 0		NEUTRAL	0- 0		0- 0		0- 0	
5- 1	0- 1		0- 0		NON-CONFERENCE	1- 0		0- 0		4- 0	
4- 0	0- 0		0- 0		HOME	0- 0		0- 0		4- 0	
1- 1	0- 1		0- 0		AWAY	1- 0		0- 0		0- 0	
0- 0	0- 0		0- 0		NEUTRAL	0- 0		0- 0		0- 0	
0- 0	0- 0		0- 0		CONFERENCE	0- 0		0- 0		0- 0	
0- 0	0- 0		0- 0		HOME	0- 0		0- 0		0- 0	
0- 0	0- 0		0- 0		AWAY	0- 0		0- 0		0- 0	
0- 0	0- 0		0- 0		NEUTRAL	0- 0		0- 0		0- 0	

RPI 1-25				RPI 26-50				Team's RPI: 33				RPI 51-100				RPI 101+			
RPI	S	Opponent	Score	RPI	S	Opponent	Score					RPI	S	Opponent	Score	RPI	S	Opponent	Score
6	A	Iowa St.	64 67									69	A	New Mexico	79 76	174	H	Oklahoma	95 79
																183	H	Nicholls St.	80 59
																291	H	Grambling	97 48
																312	H	Louisiana	71 59
LAST 12 Division I GAMES:																			
312	H	Louisiana	71 59	69	A	New Mexico	79 76												
183	H	Nicholls St.	80 59	6	A	Iowa St.	64 67												
291	H	Grambling	97 48	174	H	Oklahoma	95 79												

Non-Div I Games: Xavier (LA) 77 58

Auburn

Average RPI Win:	326	WON-LOST	WINNING	LAST 10	STRENGTH OF	OPP. STRENGTH	TEAM	ADJ.	CONF.	ADJ CONF.
Average RPI Loss:	230	RECORD	PCT. RANK	GAMES	SCHEDULE	OF SCHEDULE	RPI	RPI	RPI	RPI
DIV. I ONLY	2- 5	249	0- 0	350	186	346	346	22	22	
DIV. I NON-CONF.	2- 5	249	0- 0	350	186	346	346	22	22	

TOTALS	RPI 1-25	RPI 26-50	W-L RECORDS	RPI 51-100	RPI 101-150	RPI 150+				
2- 5	0- 0	0- 0	OVERALL	0- 0	0- 0	2- 5				
2- 1	0- 0	0- 0	HOME	0- 0	0- 0	2- 1				
0- 4	0- 0	0- 0	AWAY	0- 0	0- 0	0- 4				
0- 0	0- 0	0- 0	NEUTRAL	0- 0	0- 0	0- 0				
2- 5	0- 0	0- 0	NON-CONFERENCE	0- 0	0- 0	2- 5				
2- 1	0- 0	0- 0	HOME	0- 0	0- 0	2- 1				
0- 4	0- 0	0- 0	AWAY	0- 0	0- 0	0- 4				
0- 0	0- 0	0- 0	NEUTRAL	0- 0	0- 0	0- 0				
0- 0	0- 0	0- 0	CONFERENCE	0- 0	0- 0	0- 0				
0- 0	0- 0	0- 0	HOME	0- 0	0- 0	0- 0				
0- 0	0- 0	0- 0	AWAY	0- 0	0- 0	0- 0				
0- 0	0- 0	0- 0	NEUTRAL	0- 0	0- 0	0- 0				

RPI 1-25				RPI 26-50				RPI 51-100				RPI 101+				Team's RPI : 346			
RPI	S	Opponent	Score	RPI	S	Opponent	Score	RPI	S	Opponent	Score	RPI	S	Opponent	Score				
186	A	Vanderbil t	70	99	222	A	Ci nci nnati	48	69	226	A	Western Ill.	72	77	238	H	Mi ssi ssi ppi Val.	89	95
276	A	Illi noi s St.	49	61	317	H	Li pscomb	70	58	335	H	Northern Ky.	52	48					
LAST 12 Divisi on I GAMES:																			
276	A	Illi noi s St.	49	61	335	H	Northern Ky.	52	48	238	H	Mi ssi ssi ppi Val.	89	95					
226	A	Western Ill.	72	77	186	A	Vanderbil t	70	99	222	A	Ci nci nnati	48	69					
317	H	Li pscomb	70	58															

Non-Div I Games: Christian Bros. 100 62 Trevecca Nazarene 90 78

Austin Peay

Average RPI Win:	177	WON-LOST	WINNING	LAST 10	STRENGTH OF	OPP. STRENGTH	TEAM	ADJ.	CONF.	ADJ CONF.
Average RPI Loss:	91	RECORD	PCT. RANK	GAMES	SCHEDULE	OF SCHEDULE	RPI	RPI	RPI	RPI
DIV. I ONLY	6- 2	64	1- 0	265	14	105	105	6	6	
DIV. I NON-CONF.	6- 2	64	1- 0	265	14	105	105	6	6	

TOTALS	RPI 1-25	RPI 26-50	W-L RECORDS	RPI 51-100	RPI 101-150	RPI 150+				
6- 2	0- 1	0- 0	OVERALL	3- 0	0- 0	3- 1				
2- 1	0- 1	0- 0	HOME	1- 0	0- 0	1- 0				
2- 1	0- 0	0- 0	AWAY	1- 0	0- 0	1- 1				
2- 0	0- 0	0- 0	NEUTRAL	1- 0	0- 0	1- 0				
6- 2	0- 1	0- 0	NON-CONFERENCE	3- 0	0- 0	3- 1				
2- 1	0- 1	0- 0	HOME	1- 0	0- 0	1- 0				
2- 1	0- 0	0- 0	AWAY	1- 0	0- 0	1- 1				
2- 0	0- 0	0- 0	NEUTRAL	1- 0	0- 0	1- 0				
0- 0	0- 0	0- 0	CONFERENCE	0- 0	0- 0	0- 0				
0- 0	0- 0	0- 0	HOME	0- 0	0- 0	0- 0				
0- 0	0- 0	0- 0	AWAY	0- 0	0- 0	0- 0				
0- 0	0- 0	0- 0	NEUTRAL	0- 0	0- 0	0- 0				

RPI 1-25				RPI 26-50				RPI 51-100				RPI 101+				Team's RPI : 105	
RPI	S	Opponent	Score	RPI	S	Opponent	Score	RPI	S	Opponent	Score	RPI	S	Opponent	Score		
2	H	Cal i forni a	52 70					58	N	TCU	61 58	180	A	Southern Utah	64 67		
								76	A	Utah St.	62 57	254	A	Utah Valley	77 51		
								95	H	UC Ri versi de	72 70	270	H	Eastern Wash.	80 65		
												307	N	Cal i forni a Bapti st	76 69		
LAST 12 Division I GAMES:																	
307	N	Cal i forni a Bapti st	76 69	254	A	Utah Valley	77 51										
58	N	TCU	61 58	180	A	Southern Utah	64 67										
76	A	Utah St.	62 57														
270	H	Eastern Wash.	80 65														
2	H	Cal i forni a	52 70														
95	H	UC Ri versi de	72 70														

Non-Div I Games:

BYU

Average RPI Win:	229	WON-LOST	WINNING	LAST 10	STRENGTH OF	OPP. STRENGTH	TEAM	ADJ.	CONF.	ADJ CONF.
Average RPI Loss:	106	RECORD	PCT. RANK	GAMES	SCHEDULE	OF SCHEDULE	RPI	RPI	RPI	RPI
DIV. I ONLY	2- 6	265	0- 1	228	39	284	284	11	11	
DIV. I NON-CONF.	2- 6	265	0- 1	228	39	284	284	11	11	

TOTALS	RPI 1-25	RPI 26-50	W-L RECORDS	RPI 51-100	RPI 101-150	RPI 150+				
2- 6	0- 1	0- 1	OVERALL	0- 2	0- 1	2- 1				
2- 1	0- 0	0- 0	HOME	0- 1	0- 0	2- 0				
0- 2	0- 0	0- 0	AWAY	0- 1	0- 0	0- 1				
0- 3	0- 1	0- 1	NEUTRAL	0- 0	0- 1	0- 0				
2- 6	0- 1	0- 1	NON-CONFERENCE	0- 2	0- 1	2- 1				
2- 1	0- 0	0- 0	HOME	0- 1	0- 0	2- 0				
0- 2	0- 0	0- 0	AWAY	0- 1	0- 0	0- 1				
0- 3	0- 1	0- 1	NEUTRAL	0- 0	0- 1	0- 0				
0- 0	0- 0	0- 0	CONFERENCE	0- 0	0- 0	0- 0				
0- 0	0- 0	0- 0	HOME	0- 0	0- 0	0- 0				
0- 0	0- 0	0- 0	AWAY	0- 0	0- 0	0- 0				
0- 0	0- 0	0- 0	NEUTRAL	0- 0	0- 0	0- 0				

RPI 1-25				RPI 26-50				RPI 51-100				RPI 101+ Team's RPI: 284			
RPI	S	Opponent	Score	RPI	S	Opponent	Score	RPI	S	Opponent	Score	RPI	S	Opponent	Score
24	N	Duke	62 79	30	N	Qui nni pi ac	66 69	80	H	Purdue	38 80	139	N	Fordham	70 78
								99	A	Butler	47 64	222	H	Ci nci nnati	75 63
												235	H	Ci level and St.	67 62
												263	A	Mi ssouri St.	54 74
LAST 12 Division I GAMES:															
235	H	Ci level and St.	67 62	30	N	Qui nni pi ac	66 69	24	N	Duke	62 79	99	A	Butler	47 64
80	H	Purdue	38 80					222	H	Ci nci nnati	75 63	139	N	Fordham	70 78
								263	A	Mi ssouri St.	54 74				

Non-Div I Games:

Ball St.

Average RPI Win: 112 WON-LOST WINNING LAST 10
Average RPI Loss: 0 RECORD PCT. RANK GAMES STRENGTH OF OPP. STRENGTH TEAM ADJ. CONF. ADJ CONF.
SCHEDULE OF SCHEDULE RPI RPI RPI RPI

DIV. I ONLY	7- 0	1	1- 0	181	2	13	13	5	5
DIV. I NON-CONF.	7- 0	1	1- 0	181	2	13	13	5	5

TOTALS	RPI 1-25		RPI 26-50	W-L RECORDS	RPI 51-100	RPI 101-150		RPI 150+	
7- 0	1- 0		2- 0	OVERALL	1- 0	0- 0		3- 0	
3- 0	0- 0		1- 0	HOME	0- 0	0- 0		2- 0	
2- 0	0- 0		1- 0	AWAY	1- 0	0- 0		0- 0	
2- 0	1- 0		0- 0	NEUTRAL	0- 0	0- 0		1- 0	
7- 0	1- 0		2- 0	NON-CONFERENCE	1- 0	0- 0		3- 0	
3- 0	0- 0		1- 0	HOME	0- 0	0- 0		2- 0	
2- 0	0- 0		1- 0	AWAY	1- 0	0- 0		0- 0	
2- 0	1- 0		0- 0	NEUTRAL	0- 0	0- 0		1- 0	
0- 0	0- 0		0- 0	CONFERENCE	0- 0	0- 0		0- 0	
0- 0	0- 0		0- 0	HOME	0- 0	0- 0		0- 0	
0- 0	0- 0		0- 0	AWAY	0- 0	0- 0		0- 0	
0- 0	0- 0		0- 0	NEUTRAL	0- 0	0- 0		0- 0	

RPI 1-25				Team's RPI: 13				RPI 26-50				RPI 51-100				RPI 101+			
RPI	S	Opponent	Score	RPI	S	Opponent	Score	RPI	S	Opponent	Score	RPI	S	Opponent	Score				
11	N	South Dakota St.	72 66	35	A	Arizona St.	65 59	97	A	South Carolina	94 69	162	N	Georgetown	67 46				
				43	H	Southern U.	94 49					183	H	Nicholls St.	100 39				
												252	H	Saint Francis (PA)	116 58				
LAST 12 Division I GAMES:																			
				97	A	South Carolina	94 69	35	A	Arizona St.	65 59								
				162	N	Georgetown	67 46	252	H	Saint Francis (PA)	116 58								
				11	N	South Dakota St.	72 66	183	H	Nicholls St.	100 39								
				43	H	Southern U.	94 49												

Average RPI	Win:	195	WON-LOST	WINNING	LAST 10	STRENGTH OF	OPP. STRENGTH	TEAM	ADJ.	CONF.	ADJ CONF.
Average RPI	Loss:	54	RECORD	PCT. RANK	GAMES	SCHEDULE	OF SCHEDULE	RPI	RPI	RPI	RPI
DIV. I ONLY		5- 3		114	1- 0	56	198	55	55	22	22
DIV. I NON-CONF.		5- 3		114	1- 0	56	198	55	55	22	22

TOTALS	RPI 1-25		RPI 26-50		W-L RECORDS	RPI 51-100		RPI 101-150		RPI 150+	
5- 3	0- 1		0- 0		OVERALL	2- 2		0- 0		3- 0	
2- 1	0- 0		0- 0		HOME	1- 1		0- 0		1- 0	
3- 2	0- 1		0- 0		AWAY	1- 1		0- 0		2- 0	
0- 0	0- 0		0- 0		NEUTRAL	0- 0		0- 0		0- 0	
5- 3	0- 1		0- 0		NON-CONFERENCE	2- 2		0- 0		3- 0	
2- 1	0- 0		0- 0		HOME	1- 1		0- 0		1- 0	
3- 2	0- 1		0- 0		AWAY	1- 1		0- 0		2- 0	
0- 0	0- 0		0- 0		NEUTRAL	0- 0		0- 0		0- 0	
0- 0	0- 0		0- 0		CONFERENCE	0- 0		0- 0		0- 0	
0- 0	0- 0		0- 0		HOME	0- 0		0- 0		0- 0	
0- 0	0- 0		0- 0		AWAY	0- 0		0- 0		0- 0	
0- 0	0- 0		0- 0		NEUTRAL	0- 0		0- 0		0- 0	

RPI S Opponent Score	RPI S Opponent Score	RPI S Opponent Score	RPI S Opponent Score
4 A NC State 62 77		67 A Clemson 62 65	152 A Wright St. 79 63
		86 A Middle Tenn. 45 38	317 H Lipscomb 83 43
		87 H Tulsa 78 53	335 A Northern Ky. 71 53
		90 H Toledo 69 78	
LAST 12 Division I GAMES:			
335 A Northern Ky. 71 53	317 H Lipscomb 83 43		
86 A Middle Tenn. 45 38	67 A Clemson 62 65		
152 A Wright St. 79 63	90 H Toledo 69 78		
87 H Tulsa 78 53			
4 A NC State 62 77			

Non-Div I Games:

Belmont

Average RPI Win: 287		WON-LOST RECORD	WINNING PCT. RANK	LAST 10 GAMES	STRENGTH OF SCHEDULE	OPP. STRENGTH OF SCHEDULE	TEAM RPI	ADJ. RPI	CONF. RPI	ADJ CONF. RPI
Average RPI Loss: 180										
DIV. I ONLY		3- 3	155	0- 1	329	170	257	257	32	32
DIV. I NON-CONF.		3- 3	155	0- 1	329	170	257	257	32	32
TOTALS		RPI 1-25	RPI 26-50	W-L RECORDS		RPI 51-100	RPI 101-150	RPI 150+		
3- 3	0- 0		0- 0	OVERALL		0- 1	0- 0	3- 2		
2- 0	0- 0		0- 0	HOME		0- 0	0- 0	2- 0		
1- 3	0- 0		0- 0	AWAY		0- 1	0- 0	1- 2		
0- 0	0- 0		0- 0	NEUTRAL		0- 0	0- 0	0- 0		
3- 3	0- 0		0- 0	NON-CONFERENCE		0- 1	0- 0	3- 2		
2- 0	0- 0		0- 0	HOME		0- 0	0- 0	2- 0		
1- 3	0- 0		0- 0	AWAY		0- 1	0- 0	1- 2		
0- 0	0- 0		0- 0	NEUTRAL		0- 0	0- 0	0- 0		
0- 0	0- 0		0- 0	CONFERENCE		0- 0	0- 0	0- 0		
0- 0	0- 0		0- 0	HOME		0- 0	0- 0	0- 0		
0- 0	0- 0		0- 0	AWAY		0- 0	0- 0	0- 0		
0- 0	0- 0		0- 0	NEUTRAL		0- 0	0- 0	0- 0		

RPI 1-25				RPI 26-50				RPI 51-100				RPI 101+ Team's RPI: 257					
RPI	S	Opponent	Score	RPI	S	Opponent	Score	RPI	S	Opponent	Score	RPI	S	Opponent	Score		
								96	A	South Fla.	39	88	167	A	Florida	53	64
												268	A	Jacksonville	58	56	
												278	A	Ga. Southern	76	77	
												283	H	Liberty	81	76	
												311	H	FIU	68	57	
LAST 12 Division I GAMES:																	
				167	A	Florida	53	64	268	A	Jacksonville	58	56				
									278	A	Ga. Southern	76	77				
									311	H	FIU	68	57				
									96	A	South Fla.	39	88				
									283	H	Liberty	81	76				

Non-Div I Games:	Edward Waters	73	46
------------------	---------------	----	----

Bethune-Cookman

■ Loss, ■ Non-Conf, S Site, H Home A Away N Neutral

Average RPI Win:	294	WON-LOST	WINNING	LAST 10	STRENGTH OF	OPP. STRENGTH	TEAM	ADJ.	CONF.	ADJ CONF.
Average RPI Loss:	205	RECORD	PCT. RANK	GAMES	SCHEDULE	OF SCHEDULE	RPI	RPI	RPI	RPI
DIV. I ONLY	3- 4	188	0- 1	230	332	280	280	23	23	
DIV. I NON-CONF.	3- 4	188	0- 1	230	332	280	280	23	23	

TOTALS	RPI 1-25	RPI 26-50	W-L RECORDS	RPI 51-100	RPI 101-150	RPI 150+				
3- 4	0- 0	0- 0	OVERALL	0- 1	0- 1	3- 2				
3- 1	0- 0	0- 0	HOME	0- 0	0- 1	3- 0				
0- 3	0- 0	0- 0	AWAY	0- 1	0- 0	0- 2				
0- 0	0- 0	0- 0	NEUTRAL	0- 0	0- 0	0- 0				
3- 4	0- 0	0- 0	NON-CONFERENCE	0- 1	0- 1	3- 2				
3- 1	0- 0	0- 0	HOME	0- 0	0- 1	3- 0				
0- 3	0- 0	0- 0	AWAY	0- 1	0- 0	0- 2				
0- 0	0- 0	0- 0	NEUTRAL	0- 0	0- 0	0- 0				
0- 0	0- 0	0- 0	CONFERENCE	0- 0	0- 0	0- 0				
0- 0	0- 0	0- 0	HOME	0- 0	0- 0	0- 0				
0- 0	0- 0	0- 0	AWAY	0- 0	0- 0	0- 0				
0- 0	0- 0	0- 0	NEUTRAL	0- 0	0- 0	0- 0				

RPI 1-25				RPI 26-50				RPI 51-100				RPI 101+				Team's RPI: 280
RPI	S	Opponent	Score	RPI	S	Opponent	Score	RPI	S	Opponent	Score	RPI	S	Opponent	Score	
								61	A	Ohio	49 86	144	H	Lehigh	55 65	
												237	H	Cornell	72 61	
												301	A	Niagara	72 79	
												302	H	Army West Point	60 47	
												315	A	Lafayette	50 59	
												342	H	Fairleigh Dickinson	73 54	

LAST 12 Division I GAMES:																
				342	H	Fairleigh Dickinson	73 54	301	A	Niagara	72 79					
				302	H	Army West Point	60 47									
				144	H	Lehigh	55 65									
				61	A	Ohio	49 86									
				315	A	Lafayette	50 59									
				237	H	Cornell	72 61									

Non-Div I Games: Charleston (WV) 69 62 Caldwell 73 54

Binghamton

Average RPI Win: 132

Average RPI Loss: 116

WON-LOST
RECORDWINNING
PCT. RANKLAST 10
GAMESSTRENGTH OF
SCHEDULEOPP. STRENGTH
OF SCHEDULETEAM
RPIADJ.
RPICONF.
RPIADJ CONF.
RPIDIV. I ONLY
DIV. I NON-CONF.3- 2
3- 2123
1230- 1
0- 141
41136
13665
6565
658
88
8

TOTALS

RPI 1-25

RPI 26-50

W-L RECORDS

RPI 51-100

RPI 101-150

RPI 150+

3- 2 0- 1
1- 1 0- 1
0- 1 0- 0
2- 0 0- 00- 0
0- 0
0- 0
0- 0OVERALL
HOME
AWAY
NEUTRAL1- 0
0- 0
0- 0
1- 01- 0
1- 0
0- 0
0- 01- 1
0- 0
0- 1
1- 03- 2 0- 1
1- 1 0- 1
0- 1 0- 0
2- 0 0- 00- 0
0- 0
0- 0
0- 0NON-CONFERENCE
HOME
AWAY
NEUTRAL1- 0
0- 0
0- 0
1- 01- 0
1- 0
0- 0
0- 01- 1
0- 0
0- 1
1- 00- 0 0- 0
0- 0 0- 0
0- 0 0- 0
0- 0 0- 00- 0
0- 0
0- 0
0- 0CONFERENCE
HOME
AWAY
NEUTRAL0- 0
0- 0
0- 0
0- 00- 0
0- 0
0- 0
0- 00- 0
0- 0
0- 0
0- 0

RPI 1-25

RPI 26-50

RPI 51-100

Team's RPI: 65

RPI 101+

RPI S Opponent Score
10 H Louisville 55 74

RPI S Opponent Score

RPI S Opponent Score
82 N UNI 61 60RPI S Opponent Score
123 H CSUN 74 63
191 N Idaho 91 85
221 A Washington St. 71 95

LAST 12 Division I GAMES:

221 A Washington St. 71 95
82 N UNI 61 60
191 N Idaho 91 85
10 H Louisville 55 74
123 H CSUN 74 63

Non-Div I Games: Southern Ore. 91 46 Northwest Chrst. 93 26

Boi se St.

Average RPI	Win:	213	WON-LOST	WINNING	LAST 10	STRENGTH OF	OPP. STRENGTH	TEAM	ADJ.	CONF.	ADJ CONF.
Average RPI	Loss:	91	RECORD	PCT. RANK	GAMES	SCHEDULE	OF SCHEDULE	RPI	RPI	RPI	RPI
DIV. I ONLY		7- 1		24	1- 0	178	193	75	75	1	1
DIV. I NON-CONF.		7- 1		24	1- 0	178	193	75	75	1	1

TOTALS	RPI 1-25		RPI 26-50		W-L RECORDS	RPI 51-100		RPI 101-150		RPI 150+	
7- 1	0- 0		0- 0		OVERALL	1- 1		2- 0		4- 0	
3- 1	0- 0		0- 0		HOME	0- 1		1- 0		2- 0	
2- 0	0- 0		0- 0		AWAY	1- 0		1- 0		0- 0	
2- 0	0- 0		0- 0		NEUTRAL	0- 0		0- 0		2- 0	
7- 1	0- 0		0- 0		NON-CONFERENCE	1- 1		2- 0		4- 0	
3- 1	0- 0		0- 0		HOME	0- 1		1- 0		2- 0	
2- 0	0- 0		0- 0		AWAY	1- 0		1- 0		0- 0	
2- 0	0- 0		0- 0		NEUTRAL	0- 0		0- 0		2- 0	
0- 0	0- 0		0- 0		CONFERENCE	0- 0		0- 0		0- 0	
0- 0	0- 0		0- 0		HOME	0- 0		0- 0		0- 0	
0- 0	0- 0		0- 0		AWAY	0- 0		0- 0		0- 0	
0- 0	0- 0		0- 0		NEUTRAL	0- 0		0- 0		0- 0	

RPI 1-25				RPI 26-50				RPI 51-100				RPI 101+			
RPI	S	Opponent	Score	RPI	S	Opponent	Score	RPI	S	Opponent	Score	RPI	S	Opponent	Score
								83	A	Rhode Island	88 64	122	A	Houston	64 57
								91	H	Providence	57 61	134	H	Holy Cross	89 63
												250	H	Saint Peter's	89 57
												286	N	Rider	112 61
												289	H	Columbia	74 60
												327	N	Loyola Maryland	73 47

LAST 12 Division I GAMES:															
289	H	Columbia	74 60	286	N	Rider	112 61	83	A	Rhode Island	88 64				
91	H	Providence	57 61												
327	N	Loyola Maryland	73 47												
122	A	Houston	64 57												
134	H	Holy Cross	89 63												
250	H	Saint Peter's	89 57												

Non-Div I Games:

Boston College

Average RPI Win: 247			WON-LOST	WINNING	LAST 10	STRENGTH OF		OPP. STRENGTH	TEAM	ADJ.	CONF.	ADJ CONF.
Average RPI Loss: 132			RECORD	PCT. RANK	GAMES	SCHEDULE		OF SCHEDULE	RPI	RPI	RPI	RPI
DIV. I ONLY			4- 3	131	0- 1	164		246	160	160	21	21
DIV. I NON-CONF.			4- 3	131	0- 1	164		246	160	160	21	21

TOTALS		RPI 1-25	RPI 26-50		W-L RECORDS		RPI 51-100		RPI 101-150		RPI 150+	
4- 3		0- 0	0- 1		OVERALL		0- 0		0- 1		4- 1	
4- 0		0- 0	0- 0		HOME		0- 0		0- 0		4- 0	
0- 3		0- 0	0- 1		AWAY		0- 0		0- 1		0- 1	
0- 0		0- 0	0- 0		NEUTRAL		0- 0		0- 0		0- 0	
4- 3		0- 0	0- 1		NON-CONFERENCE		0- 0		0- 1		4- 1	
4- 0		0- 0	0- 0		HOME		0- 0		0- 0		4- 0	
0- 3		0- 0	0- 1		AWAY		0- 0		0- 1		0- 1	
0- 0		0- 0	0- 0		NEUTRAL		0- 0		0- 0		0- 0	
0- 0		0- 0	0- 0		CONFERENCE		0- 0		0- 0		0- 0	
0- 0		0- 0	0- 0		HOME		0- 0		0- 0		0- 0	
0- 0		0- 0	0- 0		AWAY		0- 0		0- 0		0- 0	
0- 0		0- 0	0- 0		NEUTRAL		0- 0		0- 0		0- 0	

RPI	S	Opponent	Score	RPI	S	Opponent	Score	RPI	S	Opponent	Score	RPI	S	Opponent	Score
				37	A	Northeastern	51 81					119	A	Marist	57 68
												182	H	Delaware	72 61
												227	H	Brown	72 51
												240	A	Dartmouth	44 64
												285	H	Bryant	67 65
												294	H	New Hampshire	60 39

Team's RPI: 160															
LAST 12 Division I GAMES:															
				227	H	Brown	72 51	240	A	Dartmouth	44 64				
				37	A	Northeastern	51 81	182	H	Delaware	72 61				
								294	H	New Hampshire	60 39				
								285	H	Bryant	67 65				
								119	A	Marist	57 68				

Non-Div I Games:

Boston U.

Average RPI Win:	272	WON-LOST	WINNING	LAST 10	STRENGTH OF	OPP. STRENGTH	TEAM	ADJ.	CONF.	ADJ CONF.
Average RPI Loss:	132	RECORD	PCT. RANK	GAMES	SCHEDULE	OF SCHEDULE	RPI	RPI	RPI	RPI
DIV. I ONLY	3- 4	188	0- 1	59	320	171	171	11	11	
DIV. I NON-CONF.	3- 4	188	0- 1	59	320	171	171	11	11	

TOTALS	RPI 1-25	RPI 26-50	W-L RECORDS	RPI 51-100	RPI 101-150	RPI 150+				
3- 4	0- 0	0- 1	OVERALL	0- 1	0- 0	3- 2				
3- 0	0- 0	0- 0	HOME	0- 0	0- 0	3- 0				
0- 3	0- 0	0- 1	AWAY	0- 1	0- 0	0- 1				
0- 1	0- 0	0- 0	NEUTRAL	0- 0	0- 0	0- 1				
3- 4	0- 0	0- 1	NON-CONFERENCE	0- 1	0- 0	3- 2				
3- 0	0- 0	0- 0	HOME	0- 0	0- 0	3- 0				
0- 3	0- 0	0- 1	AWAY	0- 1	0- 0	0- 1				
0- 1	0- 0	0- 0	NEUTRAL	0- 0	0- 0	0- 1				
0- 0	0- 0	0- 0	CONFERENCE	0- 0	0- 0	0- 0				
0- 0	0- 0	0- 0	HOME	0- 0	0- 0	0- 0				
0- 0	0- 0	0- 0	AWAY	0- 0	0- 0	0- 0				
0- 0	0- 0	0- 0	NEUTRAL	0- 0	0- 0	0- 0				

RPI	S	Opponent	Score	RPI	S	Opponent	Score	RPI	S	Opponent	Score	RPI	S	Opponent	Score
36	A	Xavier	49 65	84	A	Michigan St.	69 99	192	N	Mercer	63 76	212	H	Loyola Chi cago	88 74
								216	A	Coastal Caro.	80 81	282	H	Robert Morris	61 60
								322	H	Marshall	99 76				
LAST 12 Division I GAMES:															
36	A	Xavier	49 65	282	H	Robert Morris	61 60								
192	N	Mercer	63 76	322	H	Marshall	99 76								
216	A	Coastal Caro.	80 81	84	A	Michigan St.	69 99								
212	H	Loyola Chi cago	88 74												

Non-Div I Games:

Bowling Green

Average RPI Win: 225

Average RPI Loss: 0

WON-LOST
RECORDWINNING
PCT. RANKLAST 10
GAMESSTRENGTH OF
SCHEDULEOPP. STRENGTH
OF SCHEDULETEAM
RPIADJ.
RPICONF.
RPIADJ CONF.
RPIDIV. I ONLY
DIV. I NON-CONF.6- 0
6- 01
11- 0
1- 0334
33434
34108
108108
10816
1616
16

TOTALS

RPI 1-25

RPI 26-50

W-L RECORDS

RPI 51-100

RPI 101-150

RPI 150+

6- 0

0- 0

0- 0

OVERALL

0- 0

0- 0

6- 0

4- 0

0- 0

0- 0

HOME

0- 0

0- 0

4- 0

1- 0

0- 0

0- 0

AWAY

0- 0

0- 0

1- 0

1- 0

0- 0

0- 0

NEUTRAL

0- 0

0- 0

1- 0

6- 0

0- 0

0- 0

NON-CONFERENCE

0- 0

0- 0

6- 0

4- 0

0- 0

0- 0

HOME

0- 0

0- 0

4- 0

1- 0

0- 0

0- 0

AWAY

0- 0

0- 0

1- 0

1- 0

0- 0

0- 0

NEUTRAL

0- 0

0- 0

1- 0

0- 0

0- 0

0- 0

CONFERENCE

0- 0

0- 0

0- 0

0- 0

0- 0

0- 0

HOME

0- 0

0- 0

0- 0

0- 0

0- 0

0- 0

AWAY

0- 0

0- 0

0- 0

0- 0

0- 0

0- 0

NEUTRAL

0- 0

0- 0

0- 0

RPI 1-25

RPI 26-50

RPI 51-100

RPI 101+

Team's RPI: 108

RPI S Opponent Score

RPI S Opponent Score

RPI S Opponent Score

RPI S Opponent Score

182	N	Delaware	59	47
217	H	Southeast Mo. St.	85	79
226	H	Western Ill.	82	68
229	H	Oakland	73	64
244	A	Fla. Atlantic	80	59
249	H	Eastern Ill.	67	64

LAST 12 Division I GAMES:

249	H	Eastern Ill.	67	64	244	A	Fla. Atlantic	80	59
182	N	Delaware	59	47	226	H	Western Ill.	82	68
217	H	Southeast Mo. St.	85	79	229	H	Oakland	73	64

Non-Div I Games:

Rockhurst

83 40

Bradley

■ Loss, ■ Non-Conf, S Site, ■ Home ■ Away N Neutral

Average RPI	Win:	244	WON-LOST	WINNING	LAST 10	STRENGTH OF	OPP. STRENGTH	TEAM	ADJ.	CONF.	ADJ CONF.
Average RPI	Loss:	147	RECORD	PCT. RANK	GAMES	SCHEDULE	OF SCHEDULE	RPI	RPI	RPI	RPI
DIV. I ONLY		5- 5	155	0- 1	251	178	227	227	18	18	
DIV. I NON-CONF.		5- 5	155	0- 1	251	178	227	227	18	18	

TOTALS	RPI 1-25		RPI 26-50		W-L RECORDS	RPI 51-100		RPI 101-150		RPI 150+	
5- 5	0- 0		0- 1		OVERALL	0- 1		1- 0		4- 3	
3- 2	0- 0		0- 1		HOME	0- 0		0- 0		3- 1	
1- 3	0- 0		0- 0		AWAY	0- 1		1- 0		0- 2	
1- 0	0- 0		0- 0		NEUTRAL	0- 0		0- 0		1- 0	
5- 5	0- 0		0- 1		NON-CONFERENCE	0- 1		1- 0		4- 3	
3- 2	0- 0		0- 1		HOME	0- 0		0- 0		3- 1	
1- 3	0- 0		0- 0		AWAY	0- 1		1- 0		0- 2	
1- 0	0- 0		0- 0		NEUTRAL	0- 0		0- 0		1- 0	
0- 0	0- 0		0- 0		CONFERENCE	0- 0		0- 0		0- 0	
0- 0	0- 0		0- 0		HOME	0- 0		0- 0		0- 0	
0- 0	0- 0		0- 0		AWAY	0- 0		0- 0		0- 0	
0- 0	0- 0		0- 0		NEUTRAL	0- 0		0- 0		0- 0	

RPI 1-25				RPI 26-50				RPI 51-100				RPI 101+ Team's RPI: 227			
RPI	S	Opponent	Score	RPI	S	Opponent	Score	RPI	S	Opponent	Score	RPI	S	Opponent	Score
				39	H	Bucknell I	78 91	83	A	Rhode Island	67 72	134	A	Holy Cross	89 85
												160	A	Boston U.	51 72
												166	H	Massachusetts	61 90
												248	H	Fairfield	68 49
												259	H	Central Conn. St.	68 63
												285	A	Bryant	57 75
												285	N	Bryant	84 68
												294	H	New Hampshire	76 70
LAST 12 Division I GAMES:															
				83	A	Rhode Island	67 72	166	H	Massachusetts	61 90				
				285	N	Bryant	84 68	248	H	Fairfield	68 49				
				39	H	Bucknell I	78 91	134	A	Holy Cross	89 85				
				259	H	Central Conn. St.	68 63	294	H	New Hampshire	76 70				
								160	A	Boston U.	51 72				
								285	A	Bryant	57 75				

Non-Div I Games: Johnson & Wales (RI) 78 46

Brown

Bryant												
Average RPI		Win: 263	WON-LOST	WINNING	LAST 10	STRENGTH OF		OPP. STRENGTH	TEAM	ADJ.	CONF.	ADJ CONF.
Loss: 185			RECORD	PCT. RANK	GAMES	SCHEDULE		OF SCHEDULE	RPI	RPI	RPI	RPI
DIV. I ONLY		2- 6		265	0- 1	232		216	285	285	31	31
DIV. I NON-CONF.		2- 6		265	0- 1	232		216	285	285	31	31

TOTALS		RPI 1-25		RPI 26-50		W-L RECORDS		RPI 51-100	RPI 101-150		RPI 150+	
2- 6		0- 0		0- 0		OVERALL		0- 2	0- 0		2- 4	
1- 1		0- 0		0- 0		HOME		0- 1	0- 0		1- 0	
1- 3		0- 0		0- 0		AWAY		0- 0	0- 0		1- 3	
0- 2		0- 0		0- 0		NEUTRAL		0- 1	0- 0		0- 1	
2- 6		0- 0		0- 0		NON-CONFERENCE		0- 2	0- 0		2- 4	
1- 1		0- 0		0- 0		HOME		0- 1	0- 0		1- 0	
1- 3		0- 0		0- 0		AWAY		0- 0	0- 0		1- 3	
0- 2		0- 0		0- 0		NEUTRAL		0- 1	0- 0		0- 1	
0- 0		0- 0		0- 0		CONFERENCE		0- 0	0- 0		0- 0	
0- 0		0- 0		0- 0		HOME		0- 0	0- 0		0- 0	
0- 0		0- 0		0- 0		AWAY		0- 0	0- 0		0- 0	
0- 0		0- 0		0- 0		NEUTRAL		0- 0	0- 0		0- 0	

RPI 1-25	RPI 26-50	RPI 51-100	RPI 101+	Team's RPI: 285
RPI S Opponent Score	RPI S Opponent Score	RPI S Opponent Score	RPI S Opponent Score	
		56 H Mai ne 57 74	160 A Boston U. 65 67	
		91 N Provi dence 64 72	227 H Brown 75 57	
			227 N Brown 68 84	
			279 A West Vi rgi ni a 48 94	
			294 A New Hampshi re 74 79	
			298 A UMass Lowel l 58 57	
LAST 12 Di vi si on I GAMES:				
91 N Provi dence 64 72	56 H Mai ne 57 74	227 H Brown 75 57		
227 N Brown 68 84	298 A UMass Lowel l 58 57			
294 A New Hampshi re 74 79				
160 A Boston U. 65 67				
279 A West Vi rgi ni a 48 94				

Non-Di v I Games:

Bryant

Average RPI	Win:	182	WON-LOST	WINNING	LAST 10	STRENGTH OF	OPP. STRENGTH	TEAM	ADJ.	CONF.	ADJ CONF.
Average RPI	Loss:	64	RECORD	PCT. RANK	GAMES	SCHEDULE	OF SCHEDULE	RPI	RPI	RPI	RPI
DIV. I ONLY		7- 2		59	1- 0	159	53	39	39	21	21
DIV. I NON-CONF.		7- 2		59	1- 0	159	53	39	39	21	21

TOTALS	RPI 1-25		RPI 26-50		W-L RECORDS	RPI 51-100		RPI 101-150		RPI 150+	
7- 2	0- 1		1- 0		OVERALL	0- 0		1- 1		5- 0	
2- 0	0- 0		1- 0		HOME	0- 0		0- 0		1- 0	
3- 2	0- 1		0- 0		AWAY	0- 0		1- 1		2- 0	
2- 0	0- 0		0- 0		NEUTRAL	0- 0		0- 0		2- 0	
7- 2	0- 1		1- 0		NON-CONFERENCE	0- 0		1- 1		5- 0	
2- 0	0- 0		1- 0		HOME	0- 0		0- 0		1- 0	
3- 2	0- 1		0- 0		AWAY	0- 0		1- 1		2- 0	
2- 0	0- 0		0- 0		NEUTRAL	0- 0		0- 0		2- 0	
0- 0	0- 0		0- 0		CONFERENCE	0- 0		0- 0		0- 0	
0- 0	0- 0		0- 0		HOME	0- 0		0- 0		0- 0	
0- 0	0- 0		0- 0		AWAY	0- 0		0- 0		0- 0	
0- 0	0- 0		0- 0		NEUTRAL	0- 0		0- 0		0- 0	

RPI 1-25	RPI 26-50	Team's RPI: 39	RPI 51-100	RPI 101+
RPI S Opponent Score	RPI S Opponent Score		RPI S Opponent Score	RPI S Opponent Score
14 A Syracuse 56 70	30 H Quinnipiac 75 58			113 A Drexel 42 64
				141 A Monmouth 70 32
				166 N Massachusetts 77 58
				227 A Brown 91 78
				232 A St. Bonaventure 77 46
				233 H Iona 81 43
				248 N Fairfield 77 54
LAST 12 Division I GAMES:				
248 N Fairfield 77 54	233 H Iona 81 43			
166 N Massachusetts 77 58	232 A St. Bonaventure 77 46			
14 A Syracuse 56 70	227 A Brown 91 78			
113 A Drexel 42 64				
30 H Quinnipiac 75 58				
141 A Monmouth 70 32				

Non-Div I Games:

Bucknell I

Average RPI Win:	230	WON-LOST	WINNING	LAST 10	STRENGTH OF	OPP. STRENGTH	TEAM	ADJ.	CONF.	ADJ CONF.
Average RPI Loss:	5	RECORD	PCT. RANK	GAMES	SCHEDULE	OF SCHEDULE	RPI	RPI	RPI	RPI
DIV. I ONLY	6- 1	35	1- 0	240	112	68	68	11	11	
DIV. I NON-CONF.	6- 1	35	1- 0	240	112	68	68	11	11	

TOTALS	RPI 1-25	RPI 26-50	W-L RECORDS	RPI 51-100	RPI 101-150	RPI 150+				
6- 1	1- 1	0- 0	OVERALL	0- 0	0- 0	5- 0				
1- 0	0- 0	0- 0	HOME	0- 0	0- 0	1- 0				
3- 1	0- 1	0- 0	AWAY	0- 0	0- 0	3- 0				
2- 0	1- 0	0- 0	NEUTRAL	0- 0	0- 0	1- 0				
6- 1	1- 1	0- 0	NON-CONFERENCE	0- 0	0- 0	5- 0				
1- 0	0- 0	0- 0	HOME	0- 0	0- 0	1- 0				
3- 1	0- 1	0- 0	AWAY	0- 0	0- 0	3- 0				
2- 0	1- 0	0- 0	NEUTRAL	0- 0	0- 0	1- 0				
0- 0	0- 0	0- 0	CONFERENCE	0- 0	0- 0	0- 0				
0- 0	0- 0	0- 0	HOME	0- 0	0- 0	0- 0				
0- 0	0- 0	0- 0	AWAY	0- 0	0- 0	0- 0				
0- 0	0- 0	0- 0	NEUTRAL	0- 0	0- 0	0- 0				

RPI	S	Opponent	Score	RPI	S	Opponent	Score	RPI	S	Opponent	Score	RPI	S	Opponent	Score
5	A	Oregon	82 102									162	N	Georgetown	73 64
11	N	South Dakota St.	61 55									259	A	Central Conn. St.	82 69
												301	H	Niagara	88 61
												316	A	Canisius	84 66
												330	A	UMES	69 63

LAST 12 Division I GAMES:															
330	A	UMES	69 63	316	A	Canisius	84 66	259	A	Central Conn. St.	82 69	11	N	South Dakota St.	61 55
				162	N	Georgetown	73 64	5	A	Oregon	82 102				
				301	H	Niagara	88 61								

Non-Div I Games:

Buffalo

Average RPI Win:	276	WON-LOST	WINNING	LAST 10	STRENGTH OF	OPP. STRENGTH	TEAM	ADJ.	CONF.	ADJ CONF.
Average RPI Loss:	15	RECORD	PCT. RANK	GAMES	SCHEDULE	OF SCHEDULE	RPI	RPI	RPI	RPI
DIV. I ONLY	6- 1	35	0- 1	248	203	99	99	4	4	
DIV. I NON-CONF.	6- 1	35	0- 1	248	203	99	99	4	4	

TOTALS	RPI 1-25	RPI 26-50	W-L RECORDS	RPI 51-100	RPI 101-150	RPI 150+				
6- 1	0- 1	0- 0	OVERALL	0- 0	0- 0	6- 0				
6- 0	0- 0	0- 0	HOME	0- 0	0- 0	6- 0				
0- 1	0- 1	0- 0	AWAY	0- 0	0- 0	0- 0				
0- 0	0- 0	0- 0	NEUTRAL	0- 0	0- 0	0- 0				
6- 1	0- 1	0- 0	NON-CONFERENCE	0- 0	0- 0	6- 0				
6- 0	0- 0	0- 0	HOME	0- 0	0- 0	6- 0				
0- 1	0- 1	0- 0	AWAY	0- 0	0- 0	0- 0				
0- 0	0- 0	0- 0	NEUTRAL	0- 0	0- 0	0- 0				
0- 0	0- 0	0- 0	CONFERENCE	0- 0	0- 0	0- 0				
0- 0	0- 0	0- 0	HOME	0- 0	0- 0	0- 0				
0- 0	0- 0	0- 0	AWAY	0- 0	0- 0	0- 0				
0- 0	0- 0	0- 0	NEUTRAL	0- 0	0- 0	0- 0				

RPI 1-25				RPI 26-50				RPI 51-100				Team's RPI: 99				RPI 101+			
RPI	S	Opponent	Score	RPI	S	Opponent	Score	RPI	S	Opponent	Score	RPI	S	Opponent	Score	RPI	S	Opponent	Score
15	A	Indiana	46 66													226	H	Western Ill.	92 51
																249	H	Eastern Ill.	72 37
																276	H	Illinois St.	58 56
																284	H	Ball St.	64 47
																298	H	UMass Lowell	89 36
																320	H	Murray St.	86 65
LAST 12 Division I GAMES:																			
15	A	Indiana	46 66	320	H	Murray St.	86 65												
284	H	Ball St.	64 47	249	H	Eastern Ill.	72 37												
276	H	Illinois St.	58 56																
298	H	UMass Lowell	89 36																
226	H	Western Ill.	92 51																

Non-Div I Games:

Butler

Average RPI		Win: 228	WON-LOST RECORD	WINNING PCT. RANK	LAST 10 GAMES	STRENGTH OF SCHEDULE	OPP. STRENGTH OF SCHEDULE	TEAM RPI	ADJ. RPI	CONF. RPI	ADJ. CONF. RPI
Loss: 209											
DIV. I ONLY		2- 4	234	0- 1		245	281	246	246	29	29
DIV. I NON-CONF.		2- 4	234	0- 1		245	281	246	246	29	29
TOTALS		RPI 1-25		RPI 26-50		W-L RECORDS		RPI 51-100		RPI 101-150	
2- 4	0- 0			0- 0		OVERALL		0- 0		0- 1	2- 3
1- 0	0- 0			0- 0		HOME		0- 0		0- 0	1- 0
1- 4	0- 0			0- 0		AWAY		0- 0		0- 1	1- 3
0- 0	0- 0			0- 0		NEUTRAL		0- 0		0- 0	0- 0
2- 4	0- 0			0- 0		NON-CONFERENCE		0- 0		0- 1	2- 3
1- 0	0- 0			0- 0		HOME		0- 0		0- 0	1- 0
1- 4	0- 0			0- 0		AWAY		0- 0		0- 1	1- 3
0- 0	0- 0			0- 0		NEUTRAL		0- 0		0- 0	0- 0
0- 0	0- 0			0- 0		CONFERENCE		0- 0		0- 0	0- 0
0- 0	0- 0			0- 0		HOME		0- 0		0- 0	0- 0
0- 0	0- 0			0- 0		AWAY		0- 0		0- 0	0- 0
0- 0	0- 0			0- 0		NEUTRAL		0- 0		0- 0	0- 0

RPI 1-25				RPI 26-50				RPI 51-100				RPI 101+ Team's RPI: 246			
RPI	S	Opponent	Score	RPI	S	Opponent	Score	RPI	S	Opponent	Score	RPI	S	Opponent	Score
												101	A	UC Irvine	78 85
												152	H	Wright St.	76 74
												193	A	San Jose St.	72 82
												210	A	Cal St. Fullerton	56 64
												303	A	UC Santa Barbara	56 48
												331	A	UTEP	47 53
LAST 12 Division I GAMES:															
				303	A	UC Santa Barbara	56 48	210	A	Cal St. Fullerton	56 64				
				152	H	Wright St.	76 74	101	A	UC Irvine	78 85				
								193	A	San Jose St.	72 82				
								331	A	UTEP	47 53				

Non-Div I Games:	Whittier	74	46	Westcliff	91	37
------------------	----------	----	----	-----------	----	----

CSU Bakersfield

■ Loss, ■ Non-Conf, S Site, H Home A Away N Neutral

Average RPI	Win:	241	WON-LOST	WINNING	LAST 10	STRENGTH OF	OPP. STRENGTH	TEAM	ADJ.	CONF.	ADJ CONF.
Average RPI	Loss:	85	RECORD	PCT. RANK	GAMES	SCHEDULE	OF SCHEDULE	RPI	RPI	RPI	RPI
DIV. I ONLY		4- 5	182	0- 1	90	127	123	123	17	17	
DIV. I NON-CONF.		4- 5	182	0- 1	90	127	123	123	17	17	

TOTALS	RPI 1-25		RPI 26-50		W-L RECORDS	RPI 51-100		RPI 101-150		RPI 150+	
4- 5	0- 2		0- 0		OVERALL	0- 1		1- 0		3- 2	
2- 1	0- 0		0- 0		HOME	0- 0		0- 0		2- 1	
2- 4	0- 2		0- 0		AWAY	0- 1		1- 0		1- 1	
0- 0	0- 0		0- 0		NEUTRAL	0- 0		0- 0		0- 0	
4- 5	0- 2		0- 0		NON-CONFERENCE	0- 1		1- 0		3- 2	
2- 1	0- 0		0- 0		HOME	0- 0		0- 0		2- 1	
2- 4	0- 2		0- 0		AWAY	0- 1		1- 0		1- 1	
0- 0	0- 0		0- 0		NEUTRAL	0- 0		0- 0		0- 0	
0- 0	0- 0		0- 0		CONFERENCE	0- 0		0- 0		0- 0	
0- 0	0- 0		0- 0		HOME	0- 0		0- 0		0- 0	
0- 0	0- 0		0- 0		AWAY	0- 0		0- 0		0- 0	
0- 0	0- 0		0- 0		NEUTRAL	0- 0		0- 0		0- 0	

RPI	S	Opponent	Score	RPI	S	Opponent	Score	RPI	S	Opponent	Score	RPI	S	Opponent	Score
2	A	Cal i forni a	42 67					65	A	Boi se St.	63 74	147	A	Santa Clara	53 38
8	A	Drake	63 73									157	H	Harvard	55 75
												191	A	I daho	73 88
												221	H	Washi ngton St.	65 52
												287	A	Omaha	64 52
												307	H	Cal i forni a Bapti st	73 67
LAST 12 Divi sion I GAMES:															
157	H	Harvard	55 75	221	H	Washi ngton St.	65 52								
2	A	Cal i forni a	42 67	8	A	Drake	63 73								
147	A	Santa Clara	53 38	287	A	Omaha	64 52								
307	H	Cal i forni a Bapti st	73 67	65	A	Boi se St.	63 74								
				191	A	I daho	73 88								

Non-Div I Games:

CSUN

Average RPI Win:	270	WON-LOST	WINNING	LAST 10	STRENGTH OF	OPP. STRENGTH	TEAM	ADJ.	CONF.	ADJ CONF.
Average RPI Loss:	129	RECORD	PCT. RANK	GAMES	SCHEDULE	OF SCHEDULE	RPI	RPI	RPI	RPI
DIV. I ONLY	1- 7	315	0- 1	134	195	293	293	17	17	
DIV. I NON-CONF.	1- 7	315	0- 1	134	195	293	293	17	17	

TOTALS	RPI 1-25	RPI 26-50	W-L RECORDS	RPI 51-100	RPI 101-150	RPI 150+				
1- 7	0- 0	0- 1	OVERALL	0- 1	0- 3	1- 2				
1- 3	0- 0	0- 1	HOME	0- 0	0- 2	1- 0				
0- 3	0- 0	0- 0	AWAY	0- 1	0- 1	0- 1				
0- 1	0- 0	0- 0	NEUTRAL	0- 0	0- 0	0- 1				
1- 7	0- 0	0- 1	NON-CONFERENCE	0- 1	0- 3	1- 2				
1- 3	0- 0	0- 1	HOME	0- 0	0- 2	1- 0				
0- 3	0- 0	0- 0	AWAY	0- 1	0- 1	0- 1				
0- 1	0- 0	0- 0	NEUTRAL	0- 0	0- 0	0- 1				
0- 0	0- 0	0- 0	CONFERENCE	0- 0	0- 0	0- 0				
0- 0	0- 0	0- 0	HOME	0- 0	0- 0	0- 0				
0- 0	0- 0	0- 0	AWAY	0- 0	0- 0	0- 0				
0- 0	0- 0	0- 0	NEUTRAL	0- 0	0- 0	0- 0				

RPI 1-25				RPI 26-50				RPI 51-100				RPI 101+				Team's RPI: 293
RPI	S	Opponent	Score	RPI	S	Opponent	Score	RPI	S	Opponent	Score	RPI	S	Opponent	Score	
				46	H	Saint Mary's (CA)	51 69	81	A	Oregon St.	54 79	102	H	Pepperdine	63 70	
												117	A	Fresno St.	58 76	
												132	H	Illinois	51 74	
												201	A	Sacramento St.	85 88	
												224	N	San Francisco	62 65	
												270	H	Eastern Wash.	59 55	
LAST 12 Division I GAMES:																
270	H	Eastern Wash.	59 55	46	H	Saint Mary's (CA)	51 69	81	A	Oregon St.	54 79					
102	H	Pepperdine	63 70													
132	H	Illinois	51 74													
224	N	San Francisco	62 65													
117	A	Fresno St.	58 76													
201	A	Sacramento St.	85 88													

Non-Div I Games: Academy of Art 87 65

Cal Poly

Average RPI Win:	266	WON-LOST	WINNING	LAST 10	STRENGTH OF	OPP. STRENGTH	TEAM	ADJ.	CONF.	ADJ CONF.
Average RPI Loss:	121	RECORD	PCT. RANK	GAMES	SCHEDULE	OF SCHEDULE	RPI	RPI	RPI	RPI
DIV. I ONLY	5- 4	144	1- 0	284	169	210	210	17	17	
DIV. I NON-CONF.	5- 4	144	1- 0	284	169	210	210	17	17	

TOTALS	RPI 1-25	RPI 26-50	W-L RECORDS	RPI 51-100	RPI 101-150	RPI 150+				
5- 4	0- 0	0- 0	OVERALL	0- 2	0- 1	5- 1				
2- 2	0- 0	0- 0	HOME	0- 0	0- 1	2- 1				
3- 2	0- 0	0- 0	AWAY	0- 2	0- 0	3- 0				
0- 0	0- 0	0- 0	NEUTRAL	0- 0	0- 0	0- 0				
5- 4	0- 0	0- 0	NON-CONFERENCE	0- 2	0- 1	5- 1				
2- 2	0- 0	0- 0	HOME	0- 0	0- 1	2- 1				
3- 2	0- 0	0- 0	AWAY	0- 2	0- 0	3- 0				
0- 0	0- 0	0- 0	NEUTRAL	0- 0	0- 0	0- 0				
0- 0	0- 0	0- 0	CONFERENCE	0- 0	0- 0	0- 0				
0- 0	0- 0	0- 0	HOME	0- 0	0- 0	0- 0				
0- 0	0- 0	0- 0	AWAY	0- 0	0- 0	0- 0				
0- 0	0- 0	0- 0	NEUTRAL	0- 0	0- 0	0- 0				

RPI 1-25				RPI 26-50				RPI 51-100				RPI 101+				Team's RPI: 210
RPI	S	Opponent	Score	RPI	S	Opponent	Score	RPI	S	Opponent	Score	RPI	S	Opponent	Score	
								63	A	Washington	74 83	147	H	Santa Clara	60 64	
								66	A	Portland	74 83	207	H	San Diego St.	72 83	
												240	H	Dartmouth	67 62	
												246	H	CSU Bakersfield	64 56	
												247	A	Seattle U	57 54	
												289	A	Columbia	61 58	
												307	A	California Baptist	79 65	
LAST 12 Division I GAMES:																
207	H	San Diego St.	72 83	289	A	Columbia	61 58	246	H	CSU Bakersfield	64 56					
307	A	California Baptist	79 65	240	H	Dartmouth	67 62	66	A	Portland	74 83					
63	A	Washington	74 83	147	H	Santa Clara	60 64									
247	A	Seattle U	57 54													

Non-Div I Games:

Cal St. Fullerton

Average RPI	Win:	95	WON-LOST	WINNING	LAST 10	STRENGTH OF	OPP. STRENGTH	TEAM	ADJ.	CONF.	ADJ CONF.
Average RPI	Loss:	0	RECORD	PCT. RANK	GAMES	SCHEDULE	OF SCHEDULE	RPI	RPI	RPI	RPI
DIV. I ONLY		7- 0		1	1- 0	10	82	2	2	2	2
DIV. I NON-CONF.		7- 0		1	1- 0	10	82	2	2	2	2

TOTALS	RPI 1-25		RPI 26-50		W-L RECORDS	RPI 51-100		RPI 101-150		RPI 150+	
7- 0	1- 0		1- 0		OVERALL	0- 0		5- 0		0- 0	
2- 0	0- 0		0- 0		HOME	0- 0		2- 0		0- 0	
3- 0	0- 0		0- 0		AWAY	0- 0		3- 0		0- 0	
2- 0	1- 0		1- 0		NEUTRAL	0- 0		0- 0		0- 0	
7- 0	1- 0		1- 0		NON-CONFERENCE	0- 0		5- 0		0- 0	
2- 0	0- 0		0- 0		HOME	0- 0		2- 0		0- 0	
3- 0	0- 0		0- 0		AWAY	0- 0		3- 0		0- 0	
2- 0	1- 0		1- 0		NEUTRAL	0- 0		0- 0		0- 0	
0- 0	0- 0		0- 0		CONFERENCE	0- 0		0- 0		0- 0	
0- 0	0- 0		0- 0		HOME	0- 0		0- 0		0- 0	
0- 0	0- 0		0- 0		AWAY	0- 0		0- 0		0- 0	
0- 0	0- 0		0- 0		NEUTRAL	0- 0		0- 0		0- 0	

RPI	S	Opponent	Score	RPI	S	Opponent	Score	RPI	S	Opponent	Score	RPI	S	Opponent	Score
22	N	Tulane	65 57	34	N	Pacific	81 69					105	A	BYU	70 52
												114	A	Penn St.	75 58
												122	H	Houston	80 79
												123	H	CSUN	67 42
												145	A	San Diego	70 53
LAST 12 Division I GAMES:															
123	H	CSUN	67 42	22	N	Tulane	65 57	105	A	BYU	70 52	114	A	Penn St.	75 58
145	A	San Diego	70 53	34	N	Pacific	81 69	122	H	Houston	80 79				

Non-Div I Games:

Cal i forni a

Average RPI Win: 277		WON-LOST RECORD	WINNING PCT. RANK	LAST 10 GAMES	STRENGTH OF SCHEDULE	OPP. STRENGTH OF SCHEDULE	TEAM RPI	ADJ. RPI	CONF. RPI	ADJ CONF. RPI
Average RPI Loss: 149										
DIV. I ONLY		1- 6	302	0- 0	280	135	307	307	29	29
DIV. I NON-CONF.		1- 6	302	0- 0	280	135	307	307	29	29
TOTALS		RPI 1-25	RPI 26-50	W-L RECORDS	RPI 51-100	RPI 101-150	RPI 150+			
1- 6	0- 0		0- 0	OVERALL	0- 0	0- 4	1- 2			
0- 2	0- 0		0- 0	HOME	0- 0	0- 1	0- 1			
1- 3	0- 0		0- 0	AWAY	0- 0	0- 2	1- 1			
0- 1	0- 0		0- 0	NEUTRAL	0- 0	0- 1	0- 0			
1- 6	0- 0		0- 0	NON-CONFERENCE	0- 0	0- 4	1- 2			
0- 2	0- 0		0- 0	HOME	0- 0	0- 1	0- 1			
1- 3	0- 0		0- 0	AWAY	0- 0	0- 2	1- 1			
0- 1	0- 0		0- 0	NEUTRAL	0- 0	0- 1	0- 0			
0- 0	0- 0		0- 0	CONFERENCE	0- 0	0- 0	0- 0			
0- 0	0- 0		0- 0	HOME	0- 0	0- 0	0- 0			
0- 0	0- 0		0- 0	AWAY	0- 0	0- 0	0- 0			
0- 0	0- 0		0- 0	NEUTRAL	0- 0	0- 0	0- 0			

RPI 1-25				RPI 26-50				RPI 51-100				RPI 101+				Team's RPI: 307	
RPI	S	Opponent	Score	RPI	S	Opponent	Score	RPI	S	Opponent	Score	RPI	S	Opponent	Score		
												105	N	BYU	69	76	
												110	H	Idaho St.	57	72	
												123	A	CSUN	67	73	
												138	A	Northern Ariz.	88	91	
												207	A	San Diego St.	67	83	
												210	H	Cal St. Fullerton	65	79	
												277	A	Long Beach St.	85	83	
LAST 12 Division I GAMES:																	
				105	N	BYU	69	76	123	A	CSUN	67	73				
				207	A	San Diego St.	67	83									
				138	A	Northern Ariz.	88	91									
				210	H	Cal St. Fullerton	65	79									
				277	A	Long Beach St.	85	83									
				110	H	Idaho St.	57	72									

Non-Div I Games:	La Sierra	91	44
------------------	-----------	----	----

Cal i forni a Bapti st

■ Loss, ■ Non-Conf, S Site, H Home A Away N Neutral

Average RPI	Win:	296	WON-LOST	WINNING	LAST 10	STRENGTH OF	OPP. STRENGTH	TEAM	ADJ.	CONF.	ADJ CONF.
Average RPI	Loss:	29	RECORD	PCT. RANK	GAMES	SCHEDULE	OF SCHEDULE	RPI	RPI	RPI	RPI
DIV. I ONLY		6- 1		35	1- 0	333	207	190	190	30	30
DIV. I NON-CONF.		6- 1		35	1- 0	333	207	190	190	30	30

TOTALS	RPI 1-25		RPI 26-50		W-L RECORDS	RPI 51-100		RPI 101-150		RPI 150+	
6- 1	0- 0		0- 1		OVERALL	0- 0		0- 0		6- 0	
2- 1	0- 0		0- 1		HOME	0- 0		0- 0		2- 0	
3- 0	0- 0		0- 0		AWAY	0- 0		0- 0		3- 0	
1- 0	0- 0		0- 0		NEUTRAL	0- 0		0- 0		1- 0	
6- 1	0- 0		0- 1		NON-CONFERENCE	0- 0		0- 0		6- 0	
2- 1	0- 0		0- 1		HOME	0- 0		0- 0		2- 0	
3- 0	0- 0		0- 0		AWAY	0- 0		0- 0		3- 0	
1- 0	0- 0		0- 0		NEUTRAL	0- 0		0- 0		1- 0	
0- 0	0- 0		0- 0		CONFERENCE	0- 0		0- 0		0- 0	
0- 0	0- 0		0- 0		HOME	0- 0		0- 0		0- 0	
0- 0	0- 0		0- 0		AWAY	0- 0		0- 0		0- 0	
0- 0	0- 0		0- 0		NEUTRAL	0- 0		0- 0		0- 0	

RPI 1-25				RPI 26-50				RPI 51-100				RPI 101+ Team's RPI: 190			
RPI	S	Opponent	Score	RPI	S	Opponent	Score	RPI	S	Opponent	Score	RPI	S	Opponent	Score
				29	H	Old Domini on	59 83					208	A	Norfolk St.	57 49
												287	N	Omaha	65 52
												311	A	FIU	59 54
												318	H	Col. of Charleston	66 65
												325	A	Western Caro.	63 37
												329	H	UNC Greensboro	53 49

LAST 12 Division I GAMES:															
				29	H	Old Domini on	59 83	311	A	FIU	59 54				
								329	H	UNC Greensboro	53 49				
								287	N	Omaha	65 52				
								208	A	Norfolk St.	57 49				
								318	H	Col. of Charleston	66 65				
								325	A	Western Caro.	63 37				

Non-Div I Games: William Peace 65 36

Campbell

Average RPI Win:	337	WON-LOST	WINNING	LAST 10	STRENGTH OF	OPP. STRENGTH	TEAM	ADJ.	CONF.	ADJ CONF.
Average RPI Loss:	190	RECORD	PCT. RANK	GAMES	SCHEDULE	OF SCHEDULE	RPI	RPI	RPI	RPI
DIV. I ONLY	1- 7	315	0- 1	244	285	316	316	25	25	
DIV. I NON-CONF.	1- 7	315	0- 1	244	285	316	316	25	25	

TOTALS	RPI 1-25	RPI 26-50	W-L RECORDS	RPI 51-100	RPI 101-150	RPI 150+				
1- 7	0- 0	0- 0	OVERALL	0- 1	0- 2	1- 4				
0- 4	0- 0	0- 0	HOME	0- 1	0- 2	0- 1				
1- 3	0- 0	0- 0	AWAY	0- 0	0- 0	1- 3				
0- 0	0- 0	0- 0	NEUTRAL	0- 0	0- 0	0- 0				
1- 7	0- 0	0- 0	NON-CONFERENCE	0- 1	0- 2	1- 4				
0- 4	0- 0	0- 0	HOME	0- 1	0- 2	0- 1				
1- 3	0- 0	0- 0	AWAY	0- 0	0- 0	1- 3				
0- 0	0- 0	0- 0	NEUTRAL	0- 0	0- 0	0- 0				
0- 0	0- 0	0- 0	CONFERENCE	0- 0	0- 0	0- 0				
0- 0	0- 0	0- 0	HOME	0- 0	0- 0	0- 0				
0- 0	0- 0	0- 0	AWAY	0- 0	0- 0	0- 0				
0- 0	0- 0	0- 0	NEUTRAL	0- 0	0- 0	0- 0				

RPI 1-25				RPI 26-50				RPI 51-100				RPI 101+ Team's RPI: 316			
RPI	S	Opponent	Score	RPI	S	Opponent	Score	RPI	S	Opponent	Score	RPI	S	Opponent	Score
								68	H	Buffalo	66 84	115	H	Miami (OH)	59 62
												120	H	Youngstown St.	36 62
												229	A	Oakland	60 71
												232	A	St. Bonaventure	94 100
												273	H	UTRGV	53 57
												296	A	Colgate	53 67
												337	A	Albany (NY)	48 42
Team's RPI: 316															

LAST 12 Division I GAMES:															
				68	H	Buffalo	66 84	273	H	UTRGV	53 57				
				120	H	Youngstown St.	36 62	232	A	St. Bonaventure	94 100				
				337	A	Albany (NY)	48 42	115	H	Miami (OH)	59 62				
				229	A	Oakland	60 71								
				296	A	Colgate	53 67								

Non-Div I Games:

Canisius

Average RPI Win: 349 WON-LOST RECORD WINNING PCT. RANK LAST 10 GAMES STRENGTH OF SCHEDULE OPP. STRENGTH OF SCHEDULE TEAM RPI ADJ. RPI CONF. RPI ADJ CONF. RPI

DIV. I ONLY	1- 3	265	0- 1	330	303	324	324	24	24
DIV. I NON-CONF.	1- 3	265	0- 1	330	303	324	324	24	24
TOTALS	RPI 1-25	RPI 26-50	W-L RECORDS	RPI 51-100	RPI 101-150	RPI 150+			
1- 3	0- 0	0- 0	OVERALL	0- 0	0- 1	1- 2			
0- 1	0- 0	0- 0	HOME	0- 0	0- 1	0- 0			
1- 2	0- 0	0- 0	AWAY	0- 0	0- 0	1- 2			
0- 0	0- 0	0- 0	NEUTRAL	0- 0	0- 0	0- 0			
1- 3	0- 0	0- 0	NON-CONFERENCE	0- 0	0- 1	1- 2			
0- 1	0- 0	0- 0	HOME	0- 0	0- 1	0- 0			
1- 2	0- 0	0- 0	AWAY	0- 0	0- 0	1- 2			
0- 0	0- 0	0- 0	NEUTRAL	0- 0	0- 0	0- 0			
0- 0	0- 0	0- 0	CONFERENCE	0- 0	0- 0	0- 0			
0- 0	0- 0	0- 0	HOME	0- 0	0- 0	0- 0			
0- 0	0- 0	0- 0	AWAY	0- 0	0- 0	0- 0			
0- 0	0- 0	0- 0	NEUTRAL	0- 0	0- 0	0- 0			

RPI 1-25	RPI 26-50	RPI 51-100	RPI 101+	Team's RPI: 324
RPI S Opponent Score	RPI S Opponent Score	RPI S Opponent Score	RPI S Opponent Score	
			129 H South Al abama	50 58
			174 A Okl ahoma	52 65
			314 A Jackson St.	56 65
			349 A Al corn	57 46
LAST 12 Division I GAMES:				
	314 A Jackson St.	56 65	174 A Okl ahoma	52 65
			349 A Al corn	57 46
			129 H South Al abama	50 58

Non-Div I Games: Central Baptist 55 34 Crowley's Ridge 91 33 Hendrix 72 40

Central Ark.

Average RPI Win: 338		WON-LOST RECORD		WINNING PCT. RANK		LAST 10 GAMES		STRENGTH OF SCHEDULE		OPP. STRENGTH OF SCHEDULE		TEAM RPI		ADJ. RPI		CONF. RPI		ADJ. CONF. RPI	
Average RPI Loss: 144																			
DIV. I ONLY		2- 5		249		1- 0		233		248		259		259		31		31	
DIV. I NON-CONF.		2- 5		249		1- 0		233		248		259		259		31		31	
TOTALS		RPI 1-25		RPI 26-50		W-L RECORDS		RPI 51-100		RPI 101-150		RPI 150+							
2- 5		0- 0		0- 0		OVERALL		0- 1		0- 2		2- 2							
0- 2		0- 0		0- 0		HOME		0- 1		0- 1		0- 0							
2- 3		0- 0		0- 0		AWAY		0- 0		0- 1		2- 2							
0- 0		0- 0		0- 0		NEUTRAL		0- 0		0- 0		0- 0							
2- 5		0- 0		0- 0		NON-CONFERENCE		0- 1		0- 2		2- 2							
0- 2		0- 0		0- 0		HOME		0- 1		0- 1		0- 0							
2- 3		0- 0		0- 0		AWAY		0- 0		0- 1		2- 2							
0- 0		0- 0		0- 0		NEUTRAL		0- 0		0- 0		0- 0							
0- 0		0- 0		0- 0		CONFERENCE		0- 0		0- 0		0- 0							
0- 0		0- 0		0- 0		HOME		0- 0		0- 0		0- 0							
0- 0		0- 0		0- 0		AWAY		0- 0		0- 0		0- 0							
0- 0		0- 0		0- 0		NEUTRAL		0- 0		0- 0		0- 0							

RPI 1-25				RPI 26-50				RPI 51-100				RPI 101+				Team's RPI : 259	
RPI	S	Opponent	Score	RPI	S	Opponent	Score	RPI	S	Opponent	Score	RPI	S	Opponent	Score		
								68	H	Buffal o	69	82	116	A	Rutgers	44	73
													144	H	Lehi gh	62	88
													166	A	Massachusetts	59	74
													227	A	Brown	63	68
													337	A	Al bany (NY)	60	53
													339	A	Morgan St.	60	36
LAST 12 Division I GAMES:																	
				337	A	Al bany (NY)	60	53	144	H	Lehi gh	62	88				
				68	H	Buffal o	69	82	227	A	Brown	63	68				
				339	A	Morgan St.	60	36									
				166	A	Massachusetts	59	74									
				116	A	Rutgers	44	73									

Non-Div l Games:

Central Conn. St.

Average RPI Win: 136		WON-LOST RECORD		WINNING PCT. RANK		LAST 10 GAMES		STRENGTH OF SCHEDULE		OPP. STRENGTH OF SCHEDULE		TEAM RPI		ADJ. RPI		CONF. RPI		ADJ CONF. RPI	
Average RPI Loss: 11																			
DIV. I ONLY		7- 1		24		1- 0		207		5		44		44		11		11	
DIV. I NON-CONF.		7- 1		24		1- 0		207		5		44		44		11		11	
TOTALS		RPI 1-25		RPI 26-50		W-L RECORDS		RPI 51-100		RPI 101-150		RPI 150+							
7- 1		0- 1		2- 0		OVERALL		0- 0		2- 0		3- 0							
3- 1		0- 1		1- 0		HOME		0- 0		0- 0		2- 0							
3- 0		0- 0		1- 0		AWAY		0- 0		1- 0		1- 0							
1- 0		0- 0		0- 0		NEUTRAL		0- 0		1- 0		0- 0							
7- 1		0- 1		2- 0		NON-CONFERENCE		0- 0		2- 0		3- 0							
3- 1		0- 1		1- 0		HOME		0- 0		0- 0		2- 0							
3- 0		0- 0		1- 0		AWAY		0- 0		1- 0		1- 0							
1- 0		0- 0		0- 0		NEUTRAL		0- 0		1- 0		0- 0							
0- 0		0- 0		0- 0		CONFERENCE		0- 0		0- 0		0- 0							
0- 0		0- 0		0- 0		HOME		0- 0		0- 0		0- 0							
0- 0		0- 0		0- 0		AWAY		0- 0		0- 0		0- 0							
0- 0		0- 0		0- 0		NEUTRAL		0- 0		0- 0		0- 0							

RPI 1-25				RPI 26-50				Team's RPI: 44				RPI 51-100				RPI 101+			
RPI	S	Opponent	Score	RPI	S	Opponent	Score					RPI	S	Opponent	Score	RPI	S	Opponent	Score
11	H	South Dakota St.	71 80	30	A	Qui nni pi ac	67 52									106	N	Chattanooga	73 50
				42	H	UCF	75 68									133	A	Vi rgi ni a	74 61
																181	H	Western Ky.	108 90
																229	H	Oakl and	104 61
																233	A	I ona	82 39
LAST 12 Di vi si on I GAMES:																			
42	H	UCF	75 68	30	A	Qui nni pi ac	67 52					233	A	I ona	82 39				
181	H	Western Ky.	108 90	233	A	Vi rgi ni a	74 61					106	N	Chattanooga	73 50				
11	H	South Dakota St.	71 80																
229	H	Oakl and	104 61																

Non-Di v I Games:

Central Mich.

Average RPI Win: 0		WON-LOST RECORD		WINNING PCT. RANK		LAST 10 GAMES		STRENGTH OF SCHEDULE		OPP. STRENGTH OF SCHEDULE		TEAM RPI		ADJ. RPI		CONF. RPI		ADJ CONF. RPI	
Average RPI Loss: 232																			
DIV. I ONLY		0- 6		326		0- 1		314		310		345		345		30		30	
DIV. I NON-CONF.		0- 6		326		0- 1		314		310		345		345		30		30	
TOTALS		RPI 1-25		RPI 26-50		W-L RECORDS		RPI 51-100		RPI 101-150		RPI 150+							
0- 6		0- 0		0- 0		OVERALL		0- 1		0- 0		0- 5							
0- 3		0- 0		0- 0		HOME		0- 1		0- 0		0- 2							
0- 3		0- 0		0- 0		AWAY		0- 0		0- 0		0- 3							
0- 0		0- 0		0- 0		NEUTRAL		0- 0		0- 0		0- 0							
0- 6		0- 0		0- 0		NON-CONFERENCE		0- 1		0- 0		0- 5							
0- 3		0- 0		0- 0		HOME		0- 1		0- 0		0- 2							
0- 3		0- 0		0- 0		AWAY		0- 0		0- 0		0- 3							
0- 0		0- 0		0- 0		NEUTRAL		0- 0		0- 0		0- 0							
0- 0		0- 0		0- 0		CONFERENCE		0- 0		0- 0		0- 0							
0- 0		0- 0		0- 0		HOME		0- 0		0- 0		0- 0							
0- 0		0- 0		0- 0		AWAY		0- 0		0- 0		0- 0							
0- 0		0- 0		0- 0		NEUTRAL		0- 0		0- 0		0- 0							

RPI 1-25				RPI 26-50				RPI 51-100				RPI 101+ Team's RPI : 345					
RPI	S	Opponent	Score	RPI	S	Opponent	Score	RPI	S	Opponent	Score	RPI	S	Opponent	Score		
								93	H	Tennessee Tech	55	77	177	A	Georgia	75	83
													241	A	North Florida	76	82
													268	H	Jacksonville	58	68
													306	H	Dav idson	34	72
													308	A	South Carolina St.	58	67

LAST 12 Division I GAMES:																	
177	A	Georgia	75	83	268	H	Jacksonville	58	68	93	H	Tennessee Tech	55	77			
241	A	North Florida	76	82	308	A	South Carolina St.	58	67	306	H	Davi dson	34	72			

Non-Div I Games: Converse 101 50

Charleston So.

Average RPI Win:	192	WON-LOST	WINNING	LAST 10	STRENGTH OF	OPP. STRENGTH	TEAM	ADJ.	CONF.	ADJ CONF.
Average RPI Loss:	102	RECORD	PCT. RANK	GAMES	SCHEDULE	OF SCHEDULE	RPI	RPI	RPI	RPI
DIV. I ONLY	5- 2	80	1- 0	75	143	62	62	19	19	
DIV. I NON-CONF.	5- 2	80	1- 0	75	143	62	62	19	19	

TOTALS	RPI 1-25	RPI 26-50	W-L RECORDS	RPI 51-100	RPI 101-150	RPI 150+				
5- 2	0- 0	0- 0	OVERALL	0- 1	2- 1	3- 0				
3- 1	0- 0	0- 0	HOME	0- 1	1- 0	2- 0				
1- 1	0- 0	0- 0	AWAY	0- 0	1- 1	0- 0				
1- 0	0- 0	0- 0	NEUTRAL	0- 0	0- 0	1- 0				
5- 2	0- 0	0- 0	NON-CONFERENCE	0- 1	2- 1	3- 0				
3- 1	0- 0	0- 0	HOME	0- 1	1- 0	2- 0				
1- 1	0- 0	0- 0	AWAY	0- 0	1- 1	0- 0				
1- 0	0- 0	0- 0	NEUTRAL	0- 0	0- 0	1- 0				
0- 0	0- 0	0- 0	CONFERENCE	0- 0	0- 0	0- 0				
0- 0	0- 0	0- 0	HOME	0- 0	0- 0	0- 0				
0- 0	0- 0	0- 0	AWAY	0- 0	0- 0	0- 0				
0- 0	0- 0	0- 0	NEUTRAL	0- 0	0- 0	0- 0				

RPI 1-25				RPI 26-50				RPI 51-100				Team's RPI: 62				RPI 101+			
RPI	S	Opponent	Score	RPI	S	Opponent	Score	RPI	S	Opponent	Score	RPI	S	Opponent	Score	RPI	S	Opponent	Score
												</							

Non-Div I Games:

Charlotte

Average RPI	Win: 210	WON-LOST	WINNING	LAST 10	STRENGTH OF	OPP. STRENGTH	TEAM	ADJ.	CONF.	ADJ CONF.
Average RPI	Loss: 38	RECORD	PCT. RANK	GAMES	SCHEDULE	OF SCHEDULE	RPI	RPI	RPI	RPI
DIV. I ONLY	3- 6	234	0- 1	18	101	106	106	27	27	
DIV. I NON-CONF.	3- 6	234	0- 1	18	101	106	106	27	27	

TOTALS	RPI 1-25	RPI 26-50	W-L RECORDS	RPI 51-100	RPI 101-150	RPI 150+				
3- 6	0- 2	0- 2	OVERALL	0- 2	0- 0	3- 0				
1- 3	0- 2	0- 0	HOME	0- 1	0- 0	1- 0				
1- 2	0- 0	0- 1	AWAY	0- 1	0- 0	1- 0				
1- 1	0- 0	0- 1	NEUTRAL	0- 0	0- 0	1- 0				
3- 6	0- 2	0- 2	NON-CONFERENCE	0- 2	0- 0	3- 0				
1- 3	0- 2	0- 0	HOME	0- 1	0- 0	1- 0				
1- 2	0- 0	0- 1	AWAY	0- 1	0- 0	1- 0				
1- 1	0- 0	0- 1	NEUTRAL	0- 0	0- 0	1- 0				
0- 0	0- 0	0- 0	CONFERENCE	0- 0	0- 0	0- 0				
0- 0	0- 0	0- 0	HOME	0- 0	0- 0	0- 0				
0- 0	0- 0	0- 0	AWAY	0- 0	0- 0	0- 0				
0- 0	0- 0	0- 0	NEUTRAL	0- 0	0- 0	0- 0				

RPI 1-25				RPI 26-50				RPI 51-100				RPI 101+ Team's RPI: 106			
RPI	S	Opponent	Score	RPI	S	Opponent	Score	RPI	S	Opponent	Score	RPI	S	Opponent	Score
10	H	Louisville	49 75	42	A	UCF	37 75	51	A	Virginia Tech	59 74	158	A	Hampton	58 50
11	H	South Dakota St.	54 71	44	N	Central Mich.	50 73	72	H	UT Martin	79 81	188	N	Saint Louis	71 61
												283	H	Liberty	75 60
LAST 12 Division I GAMES:															
				11	H	South Dakota St.	54 71	42	A	UCF	37 75				
				158	A	Hampton	58 50	72	H	UT Martin	79 81				
				10	H	Louisville	49 75	44	N	Central Mich.	50 73				
								188	N	Saint Louis	71 61				
								283	H	Liberty	75 60				
								51	A	Virginia Tech	59 74				

Non-Div I Games: Lee

61 55

Chattanooga

Average RPI	Win:	0	WON-LOST	WINNING	LAST 10	STRENGTH OF	OPP. STRENGTH	TEAM	ADJ.	CONF.	ADJ CONF.
Average RPI	Loss:	205	RECORD	PCT. RANK	GAMES	SCHEDULE	OF SCHEDULE	RPI	RPI	RPI	RPI
DIV. I ONLY		0- 7		326	0- 1	133	344	321	321	29	29
DIV. I NON-CONF.		0- 7		326	0- 1	133	344	321	321	29	29
<hr/>											
TOTALS	RPI 1-25		RPI 26-50		W-L RECORDS	RPI 51-100		RPI 101-150		RPI 150+	
0- 7	0- 0		0- 1		OVERALL	0- 0		0- 1		0- 5	
0- 3	0- 0		0- 0		HOME	0- 0		0- 1		0- 2	
0- 3	0- 0		0- 1		AWAY	0- 0		0- 0		0- 2	
0- 1	0- 0		0- 0		NEUTRAL	0- 0		0- 0		0- 1	
0- 7	0- 0		0- 1		NON-CONFERENCE	0- 0		0- 1		0- 5	
0- 3	0- 0		0- 0		HOME	0- 0		0- 1		0- 2	
0- 3	0- 0		0- 1		AWAY	0- 0		0- 0		0- 2	
0- 1	0- 0		0- 0		NEUTRAL	0- 0		0- 0		0- 1	
0- 0	0- 0		0- 0		CONFERENCE	0- 0		0- 0		0- 0	
0- 0	0- 0		0- 0		HOME	0- 0		0- 0		0- 0	
0- 0	0- 0		0- 0		AWAY	0- 0		0- 0		0- 0	
0- 0	0- 0		0- 0		NEUTRAL	0- 0		0- 0		0- 0	

RPI 1-25				RPI 26-50				RPI 51-100				RPI 101+ Team's RPI: 321			
RPI	S	Opponent	Score	RPI	S	Opponent	Score	RPI	S	Opponent	Score	RPI	S	Opponent	Score
				36	A	Xavier	57 91					146	H	UAB	45 90
												203	A	Morehead St.	68 104
												212	A	Loyol a Chi cago	40 76
												228 N		St. Francis Brooklyn	73 110
												261	H	Val parai so	70 76
												347	H	Evansvi lle	58 67
												347	H	Evansvi lle	58 67
												36	A	Xavi er	57 91
<hr/>															
LAST 12 Division I GAMES:															
				261	H	Val parai so	70 76	228 N		St. Francis Brooklyn	73 110				
				212	A	Loyol a Chi cago	40 76	347	H	Evansvi lle	58 67				
				146	H	UAB	45 90	36	A	Xavi er	57 91				
				203	A	Morehead St.	68 104								

Non-Div I Games:

Chicago St.

Average RPI Win:	261	WON-LOST	WINNING	LAST 10	STRENGTH OF	OPP. STRENGTH	TEAM	ADJ.	CONF.	ADJ CONF.
Average RPI Loss:	128	RECORD	PCT. RANK	GAMES	SCHEDULE	OF SCHEDULE	RPI	RPI	RPI	RPI
DIV. I ONLY	5- 5	155	0- 1	238	222	222	222	9	9	
DIV. I NON-CONF.	5- 5	155	0- 1	238	222	222	222	9	9	

TOTALS	RPI 1-25	RPI 26-50	W-L RECORDS	RPI 51-100	RPI 101-150	RPI 150+				
5- 5	0- 0	0- 1	OVERALL	0- 0	0- 3	5- 1				
4- 1	0- 0	0- 1	HOME	0- 0	0- 0	4- 0				
1- 4	0- 0	0- 0	AWAY	0- 0	0- 3	1- 1				
0- 0	0- 0	0- 0	NEUTRAL	0- 0	0- 0	0- 0				
5- 5	0- 0	0- 1	NON-CONFERENCE	0- 0	0- 3	5- 1				
4- 1	0- 0	0- 1	HOME	0- 0	0- 0	4- 0				
1- 4	0- 0	0- 0	AWAY	0- 0	0- 3	1- 1				
0- 0	0- 0	0- 0	NEUTRAL	0- 0	0- 0	0- 0				
0- 0	0- 0	0- 0	CONFERENCE	0- 0	0- 0	0- 0				
0- 0	0- 0	0- 0	HOME	0- 0	0- 0	0- 0				
0- 0	0- 0	0- 0	AWAY	0- 0	0- 0	0- 0				
0- 0	0- 0	0- 0	NEUTRAL	0- 0	0- 0	0- 0				

RPI	S	Opponent	Score	RPI	S	Opponent	Score	RPI	S	Opponent	Score	RPI	S	Opponent	Score	Team's RPI: 222
29	H	Old Dominion	72 76									104	A	Pittsburgh	48 65	
												107	A	Ohio St.	56 69	
												115	A	Miami (OH)	65 78	
												154	H	Yale	66 52	
												188	A	Saint Louis	51 50	
												284	A	Ball St.	63 75	
												299	H	ETSU	77 64	
												317	H	Lipscomb	71 55	
												346	H	Austin Peay	69 48	
LAST 12 Division I GAMES:																
317	H	Lipscomb	71 55	115	A	Miami (OH)	65 78									
154	H	Yale	66 52	107	A	Ohio St.	56 69									
188	A	Saint Louis	51 50	284	A	Ball St.	63 75									
104	A	Pittsburgh	48 65	346	H	Austin Peay	69 48									
29	H	Old Dominion	72 76													
299	H	ETSU	77 64													

Non-Div I Games:

Cincinnati

C
l
e
m
s
o
n

Clemson				Through Games Of Dec. 5, 2018												
Average RPI	Win:	194		WON-LOST	WINNING	LAST 10	STRENGTH OF	OPP. STRENGTH	TEAM	ADJ.	CONF.	ADJ CONF.				
Average RPI	Loss:	77		RECORD	PCT. RANK	GAMES	SCHEDULE	OF SCHEDULE	RPI	RPI	RPI	RPI				
DIV. I ONLY				6- 3	101	1- 0	73	130	67	67	1	1				
DIV. I NON-CONF.				6- 3	101	1- 0	73	130	67	67	1	1				

TOTALS		RPI 1-25		RPI 26-50		W-L RECORDS		RPI 51-100		RPI 101-150		RPI 150+				
6- 3	0- 1		0- 0		OVERALL		1- 1		1- 1		4- 0					
5- 0	0- 0		0- 0		HOME		1- 0		1- 0		3- 0					
0- 2	0- 0		0- 0		AWAY		0- 1		0- 1		0- 0					
1- 1	0- 1		0- 0		NEUTRAL		0- 0		0- 0		1- 0					
6- 3	0- 1		0- 0		NON-CONFERENCE		1- 1		1- 1		4- 0					
5- 0	0- 0		0- 0		HOME		1- 0		1- 0		3- 0					
0- 2	0- 0		0- 0		AWAY		0- 1		0- 1		0- 0					
1- 1	0- 1		0- 0		NEUTRAL		0- 0		0- 0		1- 0					
0- 0	0- 0		0- 0		CONFERENCE		0- 0		0- 0		0- 0					
0- 0	0- 0		0- 0		HOME		0- 0		0- 0		0- 0					
0- 0	0- 0		0- 0		AWAY		0- 0		0- 0		0- 0					
0- 0	0- 0		0- 0		NEUTRAL		0- 0		0- 0		0- 0					
RPI 1-25				RPI 26-50				RPI 51-100				Team's RPI: 67	RPI 101+			
RPI	S	Opponent	Score	RPI	S	Opponent	Score	RPI	S	Opponent	Score	RPI	S	Opponent	Score	
23	N	Tennessee	66 78					55	H	Belmont	65 62	112	A	Alabama	56 76	
								97	A	South Carolina	57 69	132	H	Illinois	69 67	
												174	N	Oklahoma	74 62	
												213	H	Wofford	85 77	
												274	H	High Point	83 64	
												317	H	Lipscomb	68 26	

LAST 12 Division I GAMES:																

Average RPI Win:	276	WON-LOST	WINNING	LAST 10	STRENGTH OF	OPP. STRENGTH	TEAM	ADJ.	CONF.	ADJ CONF.
Average RPI Loss:	128	RECORD	PCT. RANK	GAMES	SCHEDULE	OF SCHEDULE	RPI	RPI	RPI	RPI
DIV. I ONLY	1- 6	302	0- 1	51	264	235	235	13	13	
DIV. I NON-CONF.	1- 6	302	0- 1	51	264	235	235	13	13	

TOTALS	RPI 1-25	RPI 26-50	W-L RECORDS	RPI 51-100	RPI 101-150	RPI 150+				
1- 6	0- 1	0- 0	OVERALL	0- 2	0- 1	1- 2				
1- 1	0- 0	0- 0	HOME	0- 1	0- 0	1- 0				
0- 4	0- 0	0- 0	AWAY	0- 1	0- 1	0- 2				
0- 1	0- 1	0- 0	NEUTRAL	0- 0	0- 0	0- 0				
1- 6	0- 1	0- 0	NON-CONFERENCE	0- 2	0- 1	1- 2				
1- 1	0- 0	0- 0	HOME	0- 1	0- 0	1- 0				
0- 4	0- 0	0- 0	AWAY	0- 1	0- 1	0- 2				
0- 1	0- 1	0- 0	NEUTRAL	0- 0	0- 0	0- 0				
0- 0	0- 0	0- 0	CONFERENCE	0- 0	0- 0	0- 0				
0- 0	0- 0	0- 0	HOME	0- 0	0- 0	0- 0				
0- 0	0- 0	0- 0	AWAY	0- 0	0- 0	0- 0				
0- 0	0- 0	0- 0	NEUTRAL	0- 0	0- 0	0- 0				

RPI 1-25				RPI 26-50				RPI 51-100				RPI 101+				Team's RPI: 235
RPI	S	Opponent	Score	RPI	S	Opponent	Score	RPI	S	Opponent	Score	RPI	S	Opponent	Score	
22	N	Tulane	72 81					61	A	Ohio	54 72	145	A	San Diego	82 83	
								90	H	Toledo	60 65	168	A	Eastern Mich.	63 69	
												276	H	Illinois St.	67 63	
												284	A	Ball St.	62 67	

LAST 12 Division I GAMES:																
90	H	Toledo	60 65	22	N	Tulane	72 81	145	A	San Diego	82 83	276	H	Illinois St.	67 63	
61	A	Ohio	54 72					284	A	Ball St.	62 67	168	A	Eastern Mich.	63 69	

Non-Div I Games: Lake Erie 79 49 Salem (WV) 113 81

Cleveland St.

Average RPI	Win: 288	WON-LOST	WINNING	LAST 10	STRENGTH OF	OPP. STRENGTH	TEAM	ADJ.	CONF.	ADJ CONF.
Average RPI	Loss: 95	RECORD	PCT. RANK	GAMES	SCHEDULE	OF SCHEDULE	RPI	RPI	RPI	RPI
DIV. I ONLY	5- 1	51	0- 0	345	139	216	216	20	20	
DIV. I NON-CONF.	5- 1	51	0- 0	345	139	216	216	20	20	

TOTALS	RPI 1-25	RPI 26-50	W-L RECORDS	RPI 51-100	RPI 101-150	RPI 150+				
5- 1	0- 0	0- 0	OVERALL	0- 1	0- 0	5- 0				
4- 0	0- 0	0- 0	HOME	0- 0	0- 0	4- 0				
1- 1	0- 0	0- 0	AWAY	0- 1	0- 0	1- 0				
0- 0	0- 0	0- 0	NEUTRAL	0- 0	0- 0	0- 0				
5- 1	0- 0	0- 0	NON-CONFERENCE	0- 1	0- 0	5- 0				
4- 0	0- 0	0- 0	HOME	0- 0	0- 0	4- 0				
1- 1	0- 0	0- 0	AWAY	0- 1	0- 0	1- 0				
0- 0	0- 0	0- 0	NEUTRAL	0- 0	0- 0	0- 0				
0- 0	0- 0	0- 0	CONFERENCE	0- 0	0- 0	0- 0				
0- 0	0- 0	0- 0	HOME	0- 0	0- 0	0- 0				
0- 0	0- 0	0- 0	AWAY	0- 0	0- 0	0- 0				
0- 0	0- 0	0- 0	NEUTRAL	0- 0	0- 0	0- 0				

RPI 1-25				RPI 26-50				RPI 51-100				RPI 101+ Team's RPI: 216			
RPI	S	Opponent	Score	RPI	S	Opponent	Score	RPI	S	Opponent	Score	RPI	S	Opponent	Score
								95	A	UC Riverside	43 62	171	H	Bowling Green	81 80
												295	H	Memphis	90 71
												308	H	South Carolina St.	57 44
												325	H	Western Caro.	77 59
												343	A	N.C. Central	89 66

LAST 12 Division I GAMES:															
				295	H	Memphis	90 71					343	A	N.C. Central	89 66
				171	H	Bowling Green	81 80								
				95	A	UC Riverside	43 62								
				308	H	South Carolina St.	57 44								
				325	H	Western Caro.	77 59								

Non-Div I Games: Meredith 128 39

Coastal Caro.

Average RPI Win:	308	WON-LOST	WINNING	LAST 10	STRENGTH OF	OPP. STRENGTH	TEAM	ADJ.	CONF.	ADJ CONF.
Average RPI Loss:	204	RECORD	PCT. RANK	GAMES	SCHEDULE	OF SCHEDULE	RPI	RPI	RPI	RPI
DIV. I ONLY	1- 5	293	0- 1	201	337	318	318	14	14	
DIV. I NON-CONF.	1- 5	293	0- 1	201	337	318	318	14	14	

TOTALS	RPI 1-25	RPI 26-50	W-L RECORDS	RPI 51-100	RPI 101-150	RPI 150+				
1- 5	0- 0	0- 0	OVERALL	0- 0	0- 0	1- 5				
1- 2	0- 0	0- 0	HOME	0- 0	0- 0	1- 2				
0- 3	0- 0	0- 0	AWAY	0- 0	0- 0	0- 3				
0- 0	0- 0	0- 0	NEUTRAL	0- 0	0- 0	0- 0				
1- 5	0- 0	0- 0	NON-CONFERENCE	0- 0	0- 0	1- 5				
1- 2	0- 0	0- 0	HOME	0- 0	0- 0	1- 2				
0- 3	0- 0	0- 0	AWAY	0- 0	0- 0	0- 3				
0- 0	0- 0	0- 0	NEUTRAL	0- 0	0- 0	0- 0				
0- 0	0- 0	0- 0	CONFERENCE	0- 0	0- 0	0- 0				
0- 0	0- 0	0- 0	HOME	0- 0	0- 0	0- 0				
0- 0	0- 0	0- 0	AWAY	0- 0	0- 0	0- 0				
0- 0	0- 0	0- 0	NEUTRAL	0- 0	0- 0	0- 0				

RPI 1-25				RPI 26-50				RPI 51-100				RPI 101+ Team's RPI: 318			
RPI	S	Opponent	Score	RPI	S	Opponent	Score	RPI	S	Opponent	Score	RPI	S	Opponent	Score
												190	A	Campbell	65 66
												195	H	Winthrop	64 71
												205	H	Furman	67 70
												213	A	Wofford	58 78
												219	A	Appalachian St.	66 80
												308	H	South Carolina St.	75 51

LAST 12 Division I GAMES:															
												219	A	Appalachian St.	66 80
												195	H	Winthrop	64 71
												205	H	Furman	67 70
												213	A	Wofford	58 78
												190	A	Campbell	65 66
												308	H	South Carolina St.	75 51

Non-Div I Games: North Greenville 95 62

Col. of Charleston

C
o
l
g
a
t
e

Colgate				Through Games Of Dec. 5, 2018							
Average RPI Win:		311	WON-LOST RECORD	WINNING PCT. RANK	LAST 10 GAMES	STRENGTH OF SCHEDULE	OPP. STRENGTH OF SCHEDULE	TEAM RPI	ADJ. RPI	CONF. RPI	ADJ CONF. RPI
Average RPI Loss:		174									
DIV. I ONLY			4- 4	155	1- 0	343	192	296	296	21	21
DIV. I NON-CONF.			4- 4	155	1- 0	343	192	296	296	21	21

TOTALS		RPI 1-25	RPI 26-50		W-L RECORDS		RPI 51-100	RPI 101-150	RPI 150+		
4- 4	0- 0	0- 0	0- 0		OVERALL		0- 0	0- 1	4- 3		
3- 0	0- 0	0- 0	0- 0		HOME		0- 0	0- 0	3- 0		
1- 4	0- 0	0- 0	0- 0		AWAY		0- 0	0- 1	1- 3		
0- 0	0- 0	0- 0	0- 0		NEUTRAL		0- 0	0- 0	0- 0		
4- 4	0- 0	0- 0	0- 0		NON-CONFERENCE		0- 0	0- 1	4- 3		
3- 0	0- 0	0- 0	0- 0		HOME		0- 0	0- 0	3- 0		
1- 4	0- 0	0- 0	0- 0		AWAY		0- 0	0- 1	1- 3		
0- 0	0- 0	0- 0	0- 0		NEUTRAL		0- 0	0- 0	0- 0		
0- 0	0- 0	0- 0	0- 0		CONFERENCE		0- 0	0- 0	0- 0		
0- 0	0- 0	0- 0	0- 0		HOME		0- 0	0- 0	0- 0		
0- 0	0- 0	0- 0	0- 0		AWAY		0- 0	0- 0	0- 0		
0- 0	0- 0	0- 0	0- 0		NEUTRAL		0- 0	0- 0	0- 0		

RPI 1-25			RPI 26-50			RPI 51-100			RPI 101+		
RPI S	Opponent	Score	RPI S	Opponent	Score	RPI S	Opponent	Score	RPI S	Opponent	Score
									Team's RPI: 296		
									130 A Dayton 58 67		
									154 A Yale 61 80		
									159 A George Mason 61 64		
									253 A Siena 53 55		
									289 H Col umbi a 84 71		
									298 A UMass Lowell 61 52		
									316 H Cani si us 67 53		
									342 H Fai rlei gh Di cki nson 71 52		

LAST 12 Division I GAMES:											
			342 H Fai rlei gh Di cki nson 71 52			298 A UMass Lowell 61 52					
			253 A Siena 53 55			154 A Yale 61 80					
			289 H Col umbi a 84 71								
			316 H Cani si us 67 53								
			159 A George Mason 61 64								
			130 A Dayton 58 67								

Average RPI Win: 92		WON-LOST	WINNING	LAST 10	STRENGTH OF	OPP. STRENGTH	TEAM	ADJ.	CONF.	ADJ CONF.
Average RPI Loss: 12		RECORD	PCT. RANK	GAMES	SCHEDULE	OF SCHEDULE	RPI	RPI	RPI	RPI
DIV. I ONLY		6- 1	35	0- 1	63	15	9	9	2	2
DIV. I NON-CONF.		6- 1	35	0- 1	63	15	9	9	2	2

TOTALS		RPI 1-25		RPI 26-50	W-L RECORDS		RPI 51-100	RPI 101-150	RPI 150+	
6- 1		0- 1		2- 0	OVERALL		1- 0	2- 0	1- 0	
4- 0		0- 0		2- 0	HOME		0- 0	2- 0	0- 0	
1- 1		0- 1		0- 0	AWAY		0- 0	0- 0	1- 0	
1- 0		0- 0		0- 0	NEUTRAL		1- 0	0- 0	0- 0	
6- 1		0- 1		2- 0	NON-CONFERENCE		1- 0	2- 0	1- 0	
4- 0		0- 0		2- 0	HOME		0- 0	2- 0	0- 0	
1- 1		0- 1		0- 0	AWAY		0- 0	0- 0	1- 0	
1- 0		0- 0		0- 0	NEUTRAL		1- 0	0- 0	0- 0	
0- 0		0- 0		0- 0	CONFERENCE		0- 0	0- 0	0- 0	
0- 0		0- 0		0- 0	HOME		0- 0	0- 0	0- 0	
0- 0		0- 0		0- 0	AWAY		0- 0	0- 0	0- 0	
0- 0		0- 0		0- 0	NEUTRAL		0- 0	0- 0	0- 0	

RPI 1-25				Team's RPI: 9			
RPI	S	Opponent	Score				
12	A	Mi ami (FL)	58 73				

RPI 26-50			
RPI	S	Opponent	Score
26	H	North Carolina	86 74
27	H	Northern Colo.	77 69

RPI 51-100			
RPI	S	Opponent	Score
76	N	Utah St.	78 68

RPI 101+			
RPI	S	Opponent	Score
102	H	Pepperdi ne	80 65
118	H	Col orado St.	59 40
202	A	Nevada	65 52

LAST 12 Di vi si on I GAMES:			
118	H	Col orado St.	59 40
27	H	Northern Colo.	77 69
12	A	Mi ami (FL)	58 73
102	H	Pepperdi ne	80 65
76	N	Utah St.	78 68
202	A	Nevada	65 52
26	H	North Carolina	86 74

Non-Div I Games:

Col orado

Average RPI		Win: 205	WON-LOST RECORD	WINNING PCT. RANK	LAST 10 GAMES	STRENGTH OF SCHEDULE	OPP. STRENGTH OF SCHEDULE	TEAM RPI	ADJ. RPI	CONF. RPI	ADJ CONF. RPI
Loss: 17											
DIV. I ONLY			3- 3	155	1- 0	50	96	118	118	8	8
DIV. I NON-CONF.			3- 3	155	1- 0	50	96	118	118	8	8
TOTALS		RPI 1-25		RPI 26-50		W-L RECORDS		RPI 51-100	RPI 101-150	RPI 150+	
3- 3	0- 2			0- 1		OVERALL		0- 0	1- 0	2- 0	
3- 1	0- 0			0- 1		HOME		0- 0	1- 0	2- 0	
0- 2	0- 2			0- 0		AWAY		0- 0	0- 0	0- 0	
0- 0	0- 0			0- 0		NEUTRAL		0- 0	0- 0	0- 0	
3- 3	0- 2			0- 1		NON-CONFERENCE		0- 0	1- 0	2- 0	
3- 1	0- 0			0- 1		HOME		0- 0	1- 0	2- 0	
0- 2	0- 2			0- 0		AWAY		0- 0	0- 0	0- 0	
0- 0	0- 0			0- 0		NEUTRAL		0- 0	0- 0	0- 0	
0- 0	0- 0			0- 0		CONFERENCE		0- 0	0- 0	0- 0	
0- 0	0- 0			0- 0		HOME		0- 0	0- 0	0- 0	
0- 0	0- 0			0- 0		AWAY		0- 0	0- 0	0- 0	
0- 0	0- 0			0- 0		NEUTRAL		0- 0	0- 0	0- 0	

RPI 1-25					
RPI	S	Opponent	Score		
9	A	Col orado	40	59	
16	A	Gonzaga	39	50	
RPI 26-50					
RPI	S	Opponent	Score		
27	H	Northern Colo.	47	53	
RPI 51-100					
RPI	S	Opponent	Score		
RPI 101+					
RPI	S	Opponent	Score		
138	H	Northern Ari z.	65	54	
237	H	Cornell I	56	53	
241	H	North Flori da	61	59	
Team' s RPI : 118					
LAST 12 Division I GAMES:					
138	H	Northern Ari z.	65	54	
241	H	North Florida	61	59	
16	A	Gonzaga	39	50	
237	H	Cornell I	56	53	
27	H	Northern Colo.	47	53	
9	A	Col orado	40	59	

Non-Div I Games:	Eastern N.M.	72	46
------------------	--------------	----	----

Col orado St.

Average RPI	Win:	292	WON-LOST	WINNING	LAST 10	STRENGTH OF	OPP. STRENGTH	TEAM	ADJ.	CONF.	ADJ CONF.
Average RPI	Loss:	189	RECORD	PCT. RANK	GAMES	SCHEDULE	OF SCHEDULE	RPI	RPI	RPI	RPI
DIV. I ONLY		2- 7		286	0- 1	206		290	289	18	18
DIV. I NON-CONF.		2- 7		286	0- 1	206		290	289	18	18

TOTALS	RPI 1-25		RPI 26-50		W-L RECORDS	RPI 51-100		RPI 101-150		RPI 150+	
2- 7	0- 0		0- 0		OVERALL	0- 1		0- 2		2- 4	
1- 2	0- 0		0- 0		HOME	0- 0		0- 1		1- 1	
1- 5	0- 0		0- 0		AWAY	0- 1		0- 1		1- 3	
0- 0	0- 0		0- 0		NEUTRAL	0- 0		0- 0		0- 0	
2- 7	0- 0		0- 0		NON-CONFERENCE	0- 1		0- 2		2- 4	
1- 2	0- 0		0- 0		HOME	0- 0		0- 1		1- 1	
1- 5	0- 0		0- 0		AWAY	0- 1		0- 1		1- 3	
0- 0	0- 0		0- 0		NEUTRAL	0- 0		0- 0		0- 0	
0- 0	0- 0		0- 0		CONFERENCE	0- 0		0- 0		0- 0	
0- 0	0- 0		0- 0		HOME	0- 0		0- 0		0- 0	
0- 0	0- 0		0- 0		AWAY	0- 0		0- 0		0- 0	
0- 0	0- 0		0- 0		NEUTRAL	0- 0		0- 0		0- 0	

RPI 1-25				RPI 26-50				RPI 51-100				RPI 101+ Team's RPI : 289				
RPI	S	Opponent	Score	RPI	S	Opponent	Score	RPI	S	Opponent	Score	RPI	S	Opponent	Score	
								75	A	Boston College	60	74				
												122	H	Houston	72	83
												132	A	Illinois	69	76
												176	A	Milwaukee	65	78
												210	H	Cal St. Fullerton	58	61
												281	A	Hofstra	65	63
												296	A	Colgate	71	84
												302	H	Army West Point	70	49
												310	A	Saint Joseph's	61	68

LAST 12 Division I GAMES:																
				122	H	Houston	72	83	210	H	Cal St. Fullerton	58	61			
				132	A	Illinois	69	76	75	A	Boston College	60	74			
				176	A	Milwaukee	65	78	310	A	Saint Joseph's	61	68			
				302	H	Army West Point	70	49	296	A	Colgate	71	84			
				281	A	Hofstra	65	63								

Non-Div I Games:

Columbi a

Average RPI Win:	0	WON-LOST	WINNING	LAST 10	STRENGTH OF	OPP. STRENGTH	TEAM	ADJ.	CONF.	ADJ CONF.
Average RPI Loss:	174	RECORD	PCT. RANK	GAMES	SCHEDULE	OF SCHEDULE	RPI	RPI	RPI	RPI
DIV. I ONLY	0- 6	326	0- 1	70	308	300	300	32	32	
DIV. I NON-CONF.	0- 6	326	0- 1	70	308	300	300	32	32	

TOTALS	RPI 1-25	RPI 26-50	W-L RECORDS	RPI 51-100	RPI 101-150	RPI 150+				
0- 6	0- 0	0- 2	OVERALL	0- 0	0- 1	0- 3				
0- 1	0- 0	0- 0	HOME	0- 0	0- 0	0- 1				
0- 5	0- 0	0- 2	AWAY	0- 0	0- 1	0- 2				
0- 0	0- 0	0- 0	NEUTRAL	0- 0	0- 0	0- 0				
0- 6	0- 0	0- 2	NON-CONFERENCE	0- 0	0- 1	0- 3				
0- 1	0- 0	0- 0	HOME	0- 0	0- 0	0- 1				
0- 5	0- 0	0- 2	AWAY	0- 0	0- 1	0- 2				
0- 0	0- 0	0- 0	NEUTRAL	0- 0	0- 0	0- 0				
0- 0	0- 0	0- 0	CONFERENCE	0- 0	0- 0	0- 0				
0- 0	0- 0	0- 0	HOME	0- 0	0- 0	0- 0				
0- 0	0- 0	0- 0	AWAY	0- 0	0- 0	0- 0				
0- 0	0- 0	0- 0	NEUTRAL	0- 0	0- 0	0- 0				

RPI 1-25				RPI 26-50				RPI 51-100				RPI 101+ Team's RPI: 300			
RPI	S	Opponent	Score	RPI	S	Opponent	Score	RPI	S	Opponent	Score	RPI	S	Opponent	Score
				48	A	Mississippi St.	38 110					133	A	Virginia	41 55
				50	A	Maryland	36 93					209	H	UMBC	52 57
												279	A	West Virginia	37 78
												322	A	Marshall	67 88

LAST 12 Division I GAMES:															
				133	A	Virginia	41 55	322	A	Marshall	67 88				
								48	A	Mississippi St.	38 110				
								209	H	UMBC	52 57				
								50	A	Maryland	36 93				
								279	A	West Virginia	37 78				

Non-Div I Games:

Coppin St.

Average RPI Win: 318

Average RPI Loss: 131

WON-LOST
RECORDWINNING
PCT. RANKLAST 10
GAMESSTRENGTH OF
SCHEDULEOPP. STRENGTH
OF SCHEDULETEAM
RPIADJ.
RPICONF.
RPIADJ CONF.
RPIDIV. I ONLY
DIV. I NON-CONF.2- 5
2- 5249
2490- 1
0- 1145
145230
230237
237237
23718
1818
18

TOTALS

RPI 1-25

RPI 26-50

W-L RECORDS

RPI 51-100

RPI 101-150

RPI 150+

2- 5 0- 1
2- 0 0- 0
0- 5 0- 1
0- 0 0- 00- 0
0- 0
0- 0
0- 0OVERALL
HOME
AWAY
NEUTRAL0- 1
0- 0
0- 1
0- 00- 2
0- 0
0- 2
0- 02- 1
2- 0
0- 1
0- 02- 5 0- 1
2- 0 0- 0
0- 5 0- 1
0- 0 0- 00- 0
0- 0
0- 0
0- 0NON-CONFERENCE
HOME
AWAY
NEUTRAL0- 1
0- 0
0- 1
0- 00- 2
0- 0
0- 2
0- 02- 1
2- 0
0- 1
0- 00- 0 0- 0
0- 0 0- 0
0- 0 0- 0
0- 0 0- 00- 0
0- 0
0- 0
0- 0CONFERENCE
HOME
AWAY
NEUTRAL0- 0
0- 0
0- 0
0- 00- 0
0- 0
0- 0
0- 00- 0
0- 0
0- 0
0- 0

RPI 1-25

RPI 26-50

RPI 51-100

RPI 101+

Team's RPI: 237

RPI S Opponent Score
25 A Minnesota 45 65

RPI S Opponent Score

RPI S Opponent Score
88 A Stony Brook 61 63RPI S Opponent Score
118 A Colorado St. 53 56
144 A Lehigh 54 67
280 A Binghamton 61 72
298 H UMass Lowell 63 54
337 H Albany (NY) 48 34

LAST 12 Division I GAMES:

144 A Lehigh 54 67
118 A Colorado St. 53 56
25 A Minnesota 45 65
298 H UMass Lowell 63 54
337 H Albany (NY) 48 34
280 A Binghamton 61 72

88 A Stony Brook 61 63

C
o
r
n
e
l
lC
o
r
n
e
l
l

Non-Div I Games:

Cornell

Average RPI Loss: 30

DIV. I ONLY	3- 4	188	1- 0	93	79	155	155	4	4
DIV. I NON-CONF.	3- 4	188	1- 0	93	79	155	155	4	4
TOTALS	RPI 1-25	RPI 26-50	W-L RECORDS	RPI 51-100	RPI 101-150	RPI 150+			
3- 4	0- 3	0- 0	OVERALL	0- 1	1- 0	2- 0			
2- 2	0- 2	0- 0	HOME	0- 0	1- 0	1- 0			
1- 2	0- 1	0- 0	AWAY	0- 1	0- 0	1- 0			
0- 0	0- 0	0- 0	NEUTRAL	0- 0	0- 0	0- 0			
3- 4	0- 3	0- 0	NON-CONFERENCE	0- 1	1- 0	2- 0			
2- 2	0- 2	0- 0	HOME	0- 0	1- 0	1- 0			
1- 2	0- 1	0- 0	AWAY	0- 1	0- 0	1- 0			
0- 0	0- 0	0- 0	NEUTRAL	0- 0	0- 0	0- 0			
0- 0	0- 0	0- 0	CONFERENCE	0- 0	0- 0	0- 0			
0- 0	0- 0	0- 0	HOME	0- 0	0- 0	0- 0			
0- 0	0- 0	0- 0	AWAY	0- 0	0- 0	0- 0			
0- 0	0- 0	0- 0	NEUTRAL	0- 0	0- 0	0- 0			

RPI 1-25					RPI 26-50					RPI 51-100					RPI 101+					Team's RPI: 155	
RPI	S	Opponent	Score		RPI	S	Opponent	Score		RPI	S	Opponent	Score		RPI	S	Opponent	Score			
8	H	Drake	69	85						82	A	UNI	55	65	126	H	Nebraska	74	65		
11	A	South Dakota St.	48	74											287	H	Omaha	66	51		
17	H	South Dakota	65	77											326	A	North Dakota St.	86	51		
LAST 12 Division I GAMES:																					
17	H	South Dakota	65	77	287	H	Omaha	66	51	126	H	Nebraska	74	65	8	H	Drake	69	85		
					82	A	UNI	55	65	11	A	South Dakota St.	48	74	326	A	North Dakota St.	86	51		

Creighton

Average RPI	Win:	254	WON-LOST	WINNING	LAST 10	STRENGTH OF	OPP. STRENGTH	TEAM	ADJ.	CONF.	ADJ CONF.
Average RPI	Loss:	186	RECORD	PCT. RANK	GAMES	SCHEDULE	OF SCHEDULE	RPI	RPI	RPI	RPI
DIV. I ONLY		3- 4		188	0- 1	250	220	240	240	18	18
DIV. I NON-CONF.		3- 4		188	0- 1	250	220	240	240	18	18

TOTALS	RPI 1-25		RPI 26-50		W-L RECORDS	RPI 51-100		RPI 101-150		RPI 150+	
3- 4	0- 0		0- 0		OVERALL	0- 1		0- 1		3- 2	
2- 0	0- 0		0- 0		HOME	0- 0		0- 0		2- 0	
1- 2	0- 0		0- 0		AWAY	0- 0		0- 1		1- 1	
0- 2	0- 0		0- 0		NEUTRAL	0- 1		0- 0		0- 1	
3- 4	0- 0		0- 0		NON-CONFERENCE	0- 1		0- 1		3- 2	
2- 0	0- 0		0- 0		HOME	0- 0		0- 0		2- 0	
1- 2	0- 0		0- 0		AWAY	0- 0		0- 1		1- 1	
0- 2	0- 0		0- 0		NEUTRAL	0- 1		0- 0		0- 1	
0- 0	0- 0		0- 0		CONFERENCE	0- 0		0- 0		0- 0	
0- 0	0- 0		0- 0		HOME	0- 0		0- 0		0- 0	
0- 0	0- 0		0- 0		AWAY	0- 0		0- 0		0- 0	
0- 0	0- 0		0- 0		NEUTRAL	0- 0		0- 0		0- 0	

RPI 1-25				RPI 26-50				RPI 51-100				RPI 101+ Team's RPI: 240					
RPI	S	Opponent	Score	RPI	S	Opponent	Score	RPI	S	Opponent	Score	RPI	S	Opponent	Score		
								86	N	Middle Tenn.	58	70	145	A	San Diego	76	78
													160	H	Boston U.	64	44
													210	A	Cal St. Fullerton	62	67
													275	A	Vermont	66	42
													303	N	UC Santa Barbara	56	62
													327	H	Loyol a Maryl and	54	41
LAST 12 Division I GAMES:																	
				303	N	UC Santa Barbara	56	62	275	A	Vermont	66	42				
				160	H	Boston U.	64	44	327	H	Loyol a Maryl and	54	41				
				145	A	San Diego	76	78									
				210	A	Cal St. Fullerton	62	67									
				86	N	Middle Tenn.	58	70									

Non-Div I Games:

Dartmouth

D
a
v
i
d
s
o
n

D
a
v
i
d
s
o
n

Non-Div I Games:	Queens (NC)	80	47
------------------	-------------	----	----

Average RPI Win: 193

Average RPI Loss: 73

WON-LOST
RECORDWINNING
PCT. RANKLAST 10
GAMESSTRENGTH OF
SCHEDULEOPP. STRENGTH
OF SCHEDULETEAM
RPIADJ.
RPICONF.
RPIADJ CONF.
RPIDIV. I ONLY
DIV. I NON-CONF.2- 5
2- 5249
2490- 1
0- 112
12259
259130
130130
13015
1515
15

TOTALS

RPI 1-25

RPI 26-50

W-L RECORDS

RPI 51-100

RPI 101-150

RPI 150+

2- 5

0- 0

0- 3

OVERALL

1- 1

0- 1

1- 0

2- 1

0- 0

0- 1

HOME

1- 0

0- 0

1- 0

0- 4

0- 0

0- 2

AWAY

0- 1

0- 1

0- 0

0- 0

0- 0

0- 0

NEUTRAL

0- 0

0- 0

0- 0

2- 5

0- 0

0- 3

NON-CONFERENCE

1- 1

0- 1

1- 0

2- 1

0- 0

0- 1

HOME

1- 0

0- 0

1- 0

0- 4

0- 0

0- 2

AWAY

0- 1

0- 1

0- 0

0- 0

0- 0

0- 0

NEUTRAL

0- 0

0- 0

0- 0

0- 0

0- 0

0- 0

CONFERENCE

0- 0

0- 0

0- 0

0- 0

0- 0

0- 0

HOME

0- 0

0- 0

0- 0

0- 0

0- 0

0- 0

AWAY

0- 0

0- 0

0- 0

0- 0

0- 0

0- 0

NEUTRAL

0- 0

0- 0

0- 0

RPI 1-25

RPI 26-50

RPI 51-100

RPI 101+




Team's RPI: 130




RPI S Opponent Score




RPI S Opponent Score



RPI S Opponent Score




RPI S Opponent Score




37   Northeastern 79  84



47   Green Bay 35  51

50   Maryland 71  82




90   Toledo 70 49




97   South Carolina 55  65




135   James Madison 55  68



296   Colgate 67 58




LAST 12 Division I GAMES:




135   James Madison 55  68



97   South Carolina 55  65

47   Green Bay 35  51

90   Toledo 70 49

37   Northeastern 79  84

50   Maryland 71  82

296   Colgate 67 58

Non-Div I Games:

Dayton

DePaul

DePaul				Through Games Of Dec. 5, 2018						
Average RPI Win: 170		WON-LOST RECORD	WINNING PCT. RANK	LAST 10 GAMES	STRENGTH OF SCHEDULE	OPP. STRENGTH OF SCHEDULE	TEAM RPI	ADJ. RPI	CONF. RPI	ADJ CONF. RPI
Average RPI Loss: 6										
DIV. I ONLY		6- 3	101	1- 0	57	47	59	59	4	4
DIV. I NON-CONF.		6- 3	101	1- 0	57	47	59	59	4	4

TOTALS		RPI 1-25	RPI 26-50	W-L RECORDS	RPI 51-100	RPI 101-150	RPI 150+			
6- 3	0- 3		1- 0	OVERALL	1- 0	1- 0	3- 0			
4- 1	0- 1		1- 0	HOME	1- 0	0- 0	2- 0			
0- 1	0- 1		0- 0	AWAY	0- 0	0- 0	0- 0			
2- 1	0- 1		0- 0	NEUTRAL	0- 0	1- 0	1- 0			
6- 3	0- 3		1- 0	NON-CONFERENCE	1- 0	1- 0	3- 0			
4- 1	0- 1		1- 0	HOME	1- 0	0- 0	2- 0			
0- 1	0- 1		0- 0	AWAY	0- 0	0- 0	0- 0			
2- 1	0- 1		0- 0	NEUTRAL	0- 0	1- 0	1- 0			
0- 0	0- 0		0- 0	CONFERENCE	0- 0	0- 0	0- 0			
0- 0	0- 0		0- 0	HOME	0- 0	0- 0	0- 0			
0- 0	0- 0		0- 0	AWAY	0- 0	0- 0	0- 0			
0- 0	0- 0		0- 0	NEUTRAL	0- 0	0- 0	0- 0			

RPI 1-25				RPI 26-50				RPI 51-100				Team's RPI: 59				RPI 101+			
RPI	S	Opponent	Score	RPI	S	Opponent	Score	RPI	S	Opponent	Score	RPI	S	Opponent	Score	RPI	S	Opponent	Score
1	H	Notre Dame	77 101	47	H	Green Bay	73 64	52	H	Northwestern	76 60	131	N	Kansas St.	79 59				
3	A	UConn	63 99									206	N	Princeton	82 67				
14	N	Syracuse	81 83									234	H	Temple	102 88				
												351	H	Savannah St.	124 61				
LAST 12 Division I GAMES:																			
234	H	Temple	102 88	52	H	Northwestern	76 60												
3	A	UConn	63 99	1	H	Notre Dame	77 101												
351	H	Savannah St.	124 61	47	H	Green Bay	73 64												
14	N	Syracuse	81 83																
131	N	Kansas St.	79 59																
206	N	Princeton	82 67																

Non-Div I Games:

DePaul

DePaul

Delaware

Delaware				Through Games Of Dec. 5, 2018							
Average RPI	Win:	274	WON-LOST	WINNING	LAST 10	STRENGTH OF	OPP. STRENGTH	TEAM	ADJ.	CONF.	ADJ CONF.
Average RPI	Loss:	107	RECORD	PCT. RANK	GAMES	SCHEDULE	OF SCHEDULE	RPI	RPI	RPI	RPI
DIV. I ONLY			3- 4	188	1- 0	155	284	182	182	14	14
DIV. I NON-CONF.			3- 4	188	1- 0	155	284	182	182	14	14

TOTALS		RPI 1-25	RPI 26-50		W-L RECORDS		RPI 51-100	RPI 101-150		RPI 150+	
3- 4	0- 0		0- 0		OVERALL		0- 2	0- 1		3- 1	
0- 0	0- 0		0- 0		HOME		0- 0	0- 0		0- 0	
1- 2	0- 0		0- 0		AWAY		0- 1	0- 0		1- 1	
2- 2	0- 0		0- 0		NEUTRAL		0- 1	0- 1		2- 0	
3- 4	0- 0		0- 0		NON-CONFERENCE		0- 2	0- 1		3- 1	
0- 0	0- 0		0- 0		HOME		0- 0	0- 0		0- 0	
1- 2	0- 0		0- 0		AWAY		0- 1	0- 0		1- 1	
2- 2	0- 0		0- 0		NEUTRAL		0- 1	0- 1		2- 0	
0- 0	0- 0		0- 0		CONFERENCE		0- 0	0- 0		0- 0	
0- 0	0- 0		0- 0		HOME		0- 0	0- 0		0- 0	
0- 0	0- 0		0- 0		AWAY		0- 0	0- 0		0- 0	
0- 0	0- 0		0- 0		NEUTRAL		0- 0	0- 0		0- 0	

Delaware

RPI 1-25				RPI 26-50				RPI 51-100				RPI 101+ Team's RPI: 182			
RPI	S	Opponent	Score	RPI	S	Opponent	Score	RPI	S	Opponent	Score	RPI	S	Opponent	Score
								77	N	Montana St.	60 69	108	N	Bradley	47 59
								82	A	UNI	67 79	160	A	Boston U.	61 72
												183	N	Nicholls St.	71 56
												315	N	Lafayette	65 47
												323	A	Delaware St.	85 77

LAST 12 Division I GAMES:															
323	A	Delaware St.	85 77	315	N	Lafayette	65 47								
77	N	Montana St.	60 69	183	N	Nicholls St.	71 56								
82	A	UNI	67 79	160	A	Boston U.	61 72								
				108	N	Bradley	47 59								

Non-Div I Games:

Delaware

Average RPI	Win:	0	WON-LOST	WINNING	LAST 10	STRENGTH OF	OPP. STRENGTH	TEAM	ADJ.	CONF.	ADJ CONF.
Average RPI	Loss:	160	RECORD	PCT. RANK	GAMES	SCHEDULE	OF SCHEDULE	RPI	RPI	RPI	RPI
DIV. I ONLY		0- 4		326	0- 0	170	286	323	323	32	32
DIV. I NON-CONF.		0- 4		326	0- 0	170	286	323	323	32	32

TOTALS	RPI 1-25		RPI 26-50		W-L RECORDS	RPI 51-100		RPI 101-150		RPI 150+	
0- 4	0- 0		0- 0		OVERALL	0- 1		0- 1		0- 2	
0- 2	0- 0		0- 0		HOME	0- 0		0- 1		0- 1	
0- 2	0- 0		0- 0		AWAY	0- 1		0- 0		0- 1	
0- 0	0- 0		0- 0		NEUTRAL	0- 0		0- 0		0- 0	
0- 4	0- 0		0- 0		NON-CONFERENCE	0- 1		0- 1		0- 2	
0- 2	0- 0		0- 0		HOME	0- 0		0- 1		0- 1	
0- 2	0- 0		0- 0		AWAY	0- 1		0- 0		0- 1	
0- 0	0- 0		0- 0		NEUTRAL	0- 0		0- 0		0- 0	
0- 0	0- 0		0- 0		CONFERENCE	0- 0		0- 0		0- 0	
0- 0	0- 0		0- 0		HOME	0- 0		0- 0		0- 0	
0- 0	0- 0		0- 0		AWAY	0- 0		0- 0		0- 0	
0- 0	0- 0		0- 0		NEUTRAL	0- 0		0- 0		0- 0	

RPI 1-25				RPI 26-50				RPI 51-100				RPI 101+				Team's RPI: 323	
RPI	S	Opponent	Score	RPI	S	Opponent	Score	RPI	S	Opponent	Score	RPI	S	Opponent	Score		
								89	A	St. John's (NY)	44	82					
												135	H	James Madison	57	103	
												182	H	Del aware	77	85	
												234	A	Temple	61	75	

LAST 12 Division I GAMES:																	
								89	A	St. John's (NY)	44	82					
								182	H	Del aware	77	85					
								135	H	James Madison	57	103					
								234	A	Temple	61	75					

Non-Div I Games: Post 65 53 Cheyney 79 59

Del aware St.

D
e
n
v
e
rD
e
n
v
e
r

Denver

Average RPI Win:	341	WON-LOST	WINNING	LAST 10	STRENGTH OF	OPP. STRENGTH	TEAM	ADJ.	CONF.	ADJ CONF.
Average RPI Loss:	151	RECORD	PCT. RANK	GAMES	SCHEDULE	OF SCHEDULE	RPI	RPI	RPI	RPI

DIV. I ONLY	1- 6	302	0- 1	125	287	265	265	13	13
DIV. I NON-CONF.	1- 6	302	0- 1	125	287	265	265	13	13

TOTALS	RPI 1-25	RPI 26-50	W-L RECORDS	RPI 51-100	RPI 101-150	RPI 150+			
1- 6	0- 1	0- 0	OVERALL	0- 0	0- 2	1- 3			
0- 2	0- 0	0- 0	HOME	0- 0	0- 1	0- 1			
1- 4	0- 1	0- 0	AWAY	0- 0	0- 1	1- 2			
0- 0	0- 0	0- 0	NEUTRAL	0- 0	0- 0	0- 0			
1- 6	0- 1	0- 0	NON-CONFERENCE	0- 0	0- 2	1- 3			
0- 2	0- 0	0- 0	HOME	0- 0	0- 1	0- 1			
1- 4	0- 1	0- 0	AWAY	0- 0	0- 1	1- 2			
0- 0	0- 0	0- 0	NEUTRAL	0- 0	0- 0	0- 0			
0- 0	0- 0	0- 0	CONFERENCE	0- 0	0- 0	0- 0			
0- 0	0- 0	0- 0	HOME	0- 0	0- 0	0- 0			
0- 0	0- 0	0- 0	AWAY	0- 0	0- 0	0- 0			
0- 0	0- 0	0- 0	NEUTRAL	0- 0	0- 0	0- 0			

RPI 1-25				RPI 26-50				RPI 51-100				RPI 101+ Team's RPI: 265			
RPI	S	Opponent	Score	RPI	S	Opponent	Score	RPI	S	Opponent	Score	RPI	S	Opponent	Score
18	A	Michigan	62 95									107	A	Ohio St.	41 55
												115	H	Miami (OH)	59 78
												168	A	Eastern Mich.	53 60
												212	A	Loyola Chicago	43 52
												287	H	Omaha	42 51
												341	A	Manhattan	58 56

LAST 12 Division I GAMES:															
168	A	Eastern Mich.	53 60	18	A	Michigan	62 95	115	H	Miami (OH)	59 78	107	A	Ohio St.	41 55
287	H	Omaha	42 51												
341	A	Manhattan	58 56												

Non-Div I Games: Mich. -Dearborn 68 60

Detroit Mercy

Average RPI Win: 123

Average RPI Loss: 1

WON-LOST
RECORDWINNING
PCT. RANKLAST 10
GAMESSTRENGTH OF
SCHEDULEOPP. STRENGTH
OF SCHEDULETEAM
RPIADJ.
RPICONF.
RPIADJ CONF.
RPIDIV. I ONLY
DIV. I NON-CONF.7- 1
7- 124
241- 0
1- 062
629
98
88
816
1616
16

TOTALS

RPI 1-25

RPI 26-50

W-L RECORDS

RPI 51-100

RPI 101-150

RPI 150+

7- 1 1- 1
2- 0 1- 0
3- 0 0- 0
2- 1 0- 10- 0
0- 0
0- 0
0- 0OVERALL
HOME
AWAY
NEUTRAL1- 0
0- 0
0- 0
1- 03- 0
1- 0
1- 0
1- 02- 0
0- 0
2- 0
0- 07- 1 1- 1
2- 0 1- 0
3- 0 0- 0
2- 1 0- 10- 0
0- 0
0- 0
0- 0NON-CONFERENCE
HOME
AWAY
NEUTRAL1- 0
0- 0
0- 0
1- 03- 0
1- 0
1- 0
1- 02- 0
0- 0
2- 0
0- 00- 0 0- 0
0- 0 0- 0
0- 0 0- 0
0- 0 0- 00- 0
0- 0
0- 0
0- 0CONFERENCE
HOME
AWAY
NEUTRAL0- 0
0- 0
0- 0
0- 00- 0
0- 0
0- 0
0- 00- 0
0- 0
0- 0
0- 0

RPI 1-25 Team's RPI: 8

RPI	S	Opponent	Score
1	N	Notre Dame	64 82
17	H	South Dakota	76 64

RPI	S	Opponent	Score
-----	---	----------	-------

RPI	S	Opponent	Score
97	N	South Carolina	90 85

RPI	S	Opponent	Score
116	N	Rutgers	69 59
123	H	CSUN	73 63
126	A	Nebraska	83 77
155	A	Creighton	85 69
226	A	Western Ill.	98 71

LAST 12 Division I GAMES:

155	A	Creighton	85 69
116	N	Rutgers	69 59
123	H	CSUN	73 63
17	H	South Dakota	76 64
226	A	Western Ill.	98 71
126	A	Nebraska	83 77

97	N	South Carolina	90 85
1	N	Notre Dame	64 82

Non-Div I Games:

Clarke

91 43

Drake

Loss,
 Non-Conf, S Site,
 H Home
A Away
 N Neutral

Average RPI Win: 236

Average RPI Loss: 30

WON-LOST
RECORDWINNING
PCT. RANKLAST 10
GAMESSTRENGTH OF
SCHEDULEOPP. STRENGTH
OF SCHEDULETEAM
RPIADJ.
RPICONF.
RPIADJ CONF.
RPIDIV. I ONLY
DIV. I NON-CONF.5- 1
5- 151
511- 0
1- 0239
239118
118113
113113
11314
1414
14

TOTALS

RPI 1-25

RPI 26-50

W-L RECORDS

RPI 51-100

RPI 101-150

RPI 150+

5- 1

0- 0

1- 1

OVERALL

0- 0

0- 0

4- 0

2- 1

0- 0

1- 1

HOME

0- 0

0- 0

1- 0

2- 0

0- 0

0- 0

AWAY

0- 0

0- 0

2- 0

1- 0

0- 0

0- 0

NEUTRAL

0- 0

0- 0

1- 0

5- 1

0- 0

1- 1

NON-CONFERENCE

0- 0

0- 0

4- 0

2- 1

0- 0

1- 1

HOME

0- 0

0- 0

1- 0

2- 0

0- 0

0- 0

AWAY

0- 0

0- 0

2- 0

1- 0

0- 0

0- 0

NEUTRAL

0- 0

0- 0

1- 0

0- 0

0- 0

0- 0

CONFERENCE

0- 0

0- 0

0- 0

0- 0

0- 0

0- 0

HOME

0- 0

0- 0

0- 0

0- 0

0- 0

0- 0

AWAY

0- 0

0- 0

0- 0

0- 0

0- 0

0- 0

NEUTRAL

0- 0

0- 0

0- 0

RPI 1-25

RPI 26-50

RPI 51-100

RPI 101+

Team's RPI: 113

RPI S Opponent Score

RPI S Opponent Score

30 H Qui nni pi ac 52 56

39 H Bucknel l 64 42

RPI S Opponent Score

RPI S Opponent Score

253 N Si ena 51 39

275 A Vermont 60 44

305 A La Sal l e 58 43

310 H Sai nt Joseph' s 51 34

LAST 12 Di vi si on I GAMES:

275 A Vermont 60 44

305 A La Sal l e 58 43

253 N Si ena 51 39

39 H Bucknel l 64 42

310 H Sai nt Joseph' s 51 34

30 H Qui nni pi ac 52 56

D
r
e
x
e
lD
r
e
x
e
l

Non-Di v I Games:

Drexel

Loss, Non-Conf, S Site, H Home A Away N Neutral

Average RPI	Win: 157	WON-LOST	WINNING	LAST 10	STRENGTH OF	OPP. STRENGTH	TEAM	ADJ.	CONF.	ADJ CONF.
Average RPI	Loss: 62	RECORD	PCT. RANK	GAMES	SCHEDULE	OF SCHEDULE	RPI	RPI	RPI	RPI
DIV. I ONLY	5- 3	114	0- 1	23	183	24	24	1	1	
DIV. I NON-CONF.	5- 3	114	0- 1	23	183	24	24	1	1	

TOTALS	RPI 1-25	RPI 26-50	W-L RECORDS	RPI 51-100	RPI 101-150	RPI 150+				
5- 3	0- 0	0- 0	OVERALL	1- 3	2- 0	2- 0				
2- 0	0- 0	0- 0	HOME	0- 0	1- 0	1- 0				
2- 1	0- 0	0- 0	AWAY	1- 1	1- 0	0- 0				
1- 2	0- 0	0- 0	NEUTRAL	0- 2	0- 0	1- 0				
5- 3	0- 0	0- 0	NON-CONFERENCE	1- 3	2- 0	2- 0				
2- 0	0- 0	0- 0	HOME	0- 0	1- 0	1- 0				
2- 1	0- 0	0- 0	AWAY	1- 1	1- 0	0- 0				
1- 2	0- 0	0- 0	NEUTRAL	0- 2	0- 0	1- 0				
0- 0	0- 0	0- 0	CONFERENCE	0- 0	0- 0	0- 0				
0- 0	0- 0	0- 0	HOME	0- 0	0- 0	0- 0				
0- 0	0- 0	0- 0	AWAY	0- 0	0- 0	0- 0				
0- 0	0- 0	0- 0	NEUTRAL	0- 0	0- 0	0- 0				

RPI 1-25				Team's RPI: 24			
RPI	S	Opponent	Score				

Non-Div I Games:

Duke

Average RPI	Win:	184	WON-LOST	WINNING	LAST 10	STRENGTH OF	OPP. STRENGTH	TEAM	ADJ.	CONF.	ADJ CONF.
Average RPI	Loss:	62	RECORD	PCT. RANK	GAMES	SCHEDULE	OF SCHEDULE	RPI	RPI	RPI	RPI
DIV. I ONLY		4- 3		131	1- 0	49		165	32	32	15
DIV. I NON-CONF.		4- 3		131	1- 0	49		165	32	32	15

TOTALS	RPI 1-25		RPI 26-50		W-L RECORDS	RPI 51-100		RPI 101-150		RPI 150+	
4- 3	0- 0		0- 1		OVERALL	0- 2		1- 0		3- 0	
1- 0	0- 0		0- 0		HOME	0- 0		0- 0		1- 0	
3- 3	0- 0		0- 1		AWAY	0- 2		1- 0		2- 0	
0- 0	0- 0		0- 0		NEUTRAL	0- 0		0- 0		0- 0	
4- 3	0- 0		0- 1		NON-CONFERENCE	0- 2		1- 0		3- 0	
1- 0	0- 0		0- 0		HOME	0- 0		0- 0		1- 0	
3- 3	0- 0		0- 1		AWAY	0- 2		1- 0		2- 0	
0- 0	0- 0		0- 0		NEUTRAL	0- 0		0- 0		0- 0	
0- 0	0- 0		0- 0		CONFERENCE	0- 0		0- 0		0- 0	
0- 0	0- 0		0- 0		HOME	0- 0		0- 0		0- 0	
0- 0	0- 0		0- 0		AWAY	0- 0		0- 0		0- 0	
0- 0	0- 0		0- 0		NEUTRAL	0- 0		0- 0		0- 0	

RPI	S	Opponent	Score	RPI	S	Opponent	Score	RPI	S	Opponent	Score	RPI	S	Opponent	Score
38	A	Texas	41 78	58	A	TCU	48 61	90	A	Toledo	52 65	114	A	Penn St.	64 58
												184	H	Mt. St. Mary's	73 64
												185	A	Kent St.	77 72
												252	A	Saint Francis (PA)	93 73

LAST 12 Division I GAMES:															
184	H	Mt. St. Mary's	73 64	114	A	Penn St.	64 58	185	A	Kent St.	77 72	252	A	Saint Francis (PA)	93 73
38	A	Texas	41 78	90	A	Toledo	52 65								
58	A	TCU	48 61												

Non-Div I Games:

Duquesne

Average RPI Win:	219	WON-LOST	WINNING	LAST 10	STRENGTH OF	OPP. STRENGTH	TEAM	ADJ.	CONF.	ADJ CONF.
Average RPI Loss:	159	RECORD	PCT. RANK	GAMES	SCHEDULE	OF SCHEDULE	RPI	RPI	RPI	RPI
DIV. I ONLY	1- 10	325	0- 2	117	233	299	299	27	27	
DIV. I NON-CONF.	1- 10	325	0- 2	117	233	299	299	27	27	

TOTALS	RPI 1-25	RPI 26-50	W-L RECORDS	RPI 51-100	RPI 101-150	RPI 150+				
1- 10	0- 0	0- 0	OVERALL	0- 2	0- 3	1- 5				
1- 3	0- 0	0- 0	HOME	0- 0	0- 1	1- 2				
0- 4	0- 0	0- 0	AWAY	0- 1	0- 1	0- 2				
0- 3	0- 0	0- 0	NEUTRAL	0- 1	0- 1	0- 1				
1- 10	0- 0	0- 0	NON-CONFERENCE	0- 2	0- 3	1- 5				
1- 3	0- 0	0- 0	HOME	0- 0	0- 1	1- 2				
0- 4	0- 0	0- 0	AWAY	0- 1	0- 1	0- 2				
0- 3	0- 0	0- 0	NEUTRAL	0- 1	0- 1	0- 1				
0- 0	0- 0	0- 0	CONFERENCE	0- 0	0- 0	0- 0				
0- 0	0- 0	0- 0	HOME	0- 0	0- 0	0- 0				
0- 0	0- 0	0- 0	AWAY	0- 0	0- 0	0- 0				
0- 0	0- 0	0- 0	NEUTRAL	0- 0	0- 0	0- 0				

RPI 1-25				RPI 26-50				RPI 51-100				RPI 101+ Team's RPI: 299					
RPI	S	Opponent	Score	RPI	S	Opponent	Score	RPI	S	Opponent	Score	RPI	S	Opponent	Score		
								84	A	Michigan St.	53	75	116	N	Rutgers	44	68
								97	N	South Carolina	55	101	122	H	Houston	77	84
													129	A	South Alabama	74	81
													156	A	Radford	64	79
													181	N	Western Ky.	68	82
													200	H	Troy	66	84
													219	H	Appalachian St.	95	64
													222	A	Cincinnati	64	77
													283	H	Liberty	86	89

LAST 12 Division I GAMES:																	
				116	N	Rutgers	44	68		122	H	Houston	77	84			
				181	N	Western Ky.	68	82		219	H	Appalachian St.	95	64			
				283	H	Liberty	86	89		129	A	South Alabama	74	81			
				84	A	Michigan St.	53	75		97	N	South Carolina	55	101			
				222	A	Cincinnati	64	77		200	H	Troy	66	84			
										156	A	Radford	64	79			

Non-Div I Games:

ETSU

Average RPI Win:	228	WON-LOST	WINNING	LAST 10	STRENGTH OF	OPP. STRENGTH	TEAM	ADJ.	CONF.	ADJ CONF.
Average RPI Loss:	126	RECORD	PCT. RANK	GAMES	SCHEDULE	OF SCHEDULE	RPI	RPI	RPI	RPI
DIV. I ONLY	5- 2	80	0- 1	254	160	149	149	9	9	
DIV. I NON-CONF.	5- 2	80	0- 1	254	160	149	149	9	9	

TOTALS	RPI 1-25	RPI 26-50	W-L RECORDS	RPI 51-100	RPI 101-150	RPI 150+				
5- 2	0- 0	0- 0	OVERALL	1- 1	1- 0	3- 1				
5- 0	0- 0	0- 0	HOME	1- 0	1- 0	3- 0				
0- 2	0- 0	0- 0	AWAY	0- 1	0- 0	0- 1				
0- 0	0- 0	0- 0	NEUTRAL	0- 0	0- 0	0- 0				
5- 2	0- 0	0- 0	NON-CONFERENCE	1- 1	1- 0	3- 1				
5- 0	0- 0	0- 0	HOME	1- 0	1- 0	3- 0				
0- 2	0- 0	0- 0	AWAY	0- 1	0- 0	0- 1				
0- 0	0- 0	0- 0	NEUTRAL	0- 0	0- 0	0- 0				
0- 0	0- 0	0- 0	CONFERENCE	0- 0	0- 0	0- 0				
0- 0	0- 0	0- 0	HOME	0- 0	0- 0	0- 0				
0- 0	0- 0	0- 0	AWAY	0- 0	0- 0	0- 0				
0- 0	0- 0	0- 0	NEUTRAL	0- 0	0- 0	0- 0				

RPI 1-25				RPI 26-50				RPI 51-100				RPI 101+				Team's RPI: 149
RPI	S	Opponent	Score	RPI	S	Opponent	Score	RPI	S	Opponent	Score	RPI	S	Opponent	Score	
								62	A	Charlotte	46 52	141	H	Monmouth	73 67	
								64	H	Wake Forest	70 61	189	A	William & Mary	43 63	
												269	H	Kennesaw St.	68 56	
												330	H	UMES	84 69	
												336	H	Grand Canyon	59 47	

LAST 12 Division I GAMES:																
				62	A	Charlotte	46 52	336	H	Grand Canyon	59 47					
				189	A	William & Mary	43 63	141	H	Monmouth	73 67					
				64	H	Wake Forest	70 61	330	H	UMES	84 69					
				269	H	Kennesaw St.	68 56									

Non-Div I Games:

East Carolina

Average RPI Win:	334	WON-LOST	WINNING	LAST 10	STRENGTH OF	OPP. STRENGTH	TEAM	ADJ.	CONF.	ADJ CONF.
Average RPI Loss:	156	RECORD	PCT. RANK	GAMES	SCHEDULE	OF SCHEDULE	RPI	RPI	RPI	RPI
DIV. I ONLY	1- 3	265	0- 1	84	347	249	249	22	22	
DIV. I NON-CONF.	1- 3	265	0- 1	84	347	249	249	22	22	

TOTALS	RPI 1-25	RPI 26-50	W-L RECORDS	RPI 51-100	RPI 101-150	RPI 150+				
1- 3	0- 0	0- 0	OVERALL	0- 1	0- 1	1- 1				
1- 0	0- 0	0- 0	HOME	0- 0	0- 0	1- 0				
0- 3	0- 0	0- 0	AWAY	0- 1	0- 1	0- 1				
0- 0	0- 0	0- 0	NEUTRAL	0- 0	0- 0	0- 0				
1- 3	0- 0	0- 0	NON-CONFERENCE	0- 1	0- 1	1- 1				
1- 0	0- 0	0- 0	HOME	0- 0	0- 0	1- 0				
0- 3	0- 0	0- 0	AWAY	0- 1	0- 1	0- 1				
0- 0	0- 0	0- 0	NEUTRAL	0- 0	0- 0	0- 0				
0- 0	0- 0	0- 0	CONFERENCE	0- 0	0- 0	0- 0				
0- 0	0- 0	0- 0	HOME	0- 0	0- 0	0- 0				
0- 0	0- 0	0- 0	AWAY	0- 0	0- 0	0- 0				
0- 0	0- 0	0- 0	NEUTRAL	0- 0	0- 0	0- 0				

RPI 1-25				RPI 26-50				RPI 51-100				RPI 101+ Team's RPI : 249						
RPI	S	Opponent	Score	RPI	S	Opponent	Score	RPI	S	Opponent	Score	RPI	S	Opponent	Score			
								99	A	Butler	37	72	108	A	Bradley	64	67	
													261	A	Valparaiso	60	62	
													334	H	Purdue Fort Wayne	72	63	

LAST 12 Division I GAMES:																		
				99	A	Butler	37	72	261	A	Valparaiso	60	62	108	A	Bradley	64	67
									334	H	Purdue Fort Wayne	72	63					

Non-Div I Games: Lincoln Christian 97 34 Oakland City 102 43

Eastern III.

Average RPI Win:	0	WON-LOST	WINNING	LAST 10	STRENGTH OF	OPP. STRENGTH	TEAM	ADJ.	CONF.	ADJ CONF.
Average RPI Loss:	177	RECORD	PCT. RANK	GAMES	SCHEDULE	OF SCHEDULE	RPI	RPI	RPI	RPI
DIV. I ONLY	0- 7	326	0- 1	25	349	271	271	22	22	
DIV. I NON-CONF.	0- 7	326	0- 1	25	349	271	271	22	22	

TOTALS	RPI 1-25	RPI 26-50	W-L RECORDS	RPI 51-100	RPI 101-150	RPI 150+				
0- 7	0- 0	0- 0	OVERALL	0- 2	0- 1	0- 4				
0- 1	0- 0	0- 0	HOME	0- 0	0- 0	0- 1				
0- 4	0- 0	0- 0	AWAY	0- 1	0- 1	0- 2				
0- 2	0- 0	0- 0	NEUTRAL	0- 1	0- 0	0- 1				
0- 7	0- 0	0- 0	NON-CONFERENCE	0- 2	0- 1	0- 4				
0- 1	0- 0	0- 0	HOME	0- 0	0- 0	0- 1				
0- 4	0- 0	0- 0	AWAY	0- 1	0- 1	0- 2				
0- 2	0- 0	0- 0	NEUTRAL	0- 1	0- 0	0- 1				
0- 0	0- 0	0- 0	CONFERENCE	0- 0	0- 0	0- 0				
0- 0	0- 0	0- 0	HOME	0- 0	0- 0	0- 0				
0- 0	0- 0	0- 0	AWAY	0- 0	0- 0	0- 0				
0- 0	0- 0	0- 0	NEUTRAL	0- 0	0- 0	0- 0				

RPI 1-25				RPI 26-50				RPI 51-100				RPI 101+ Team's RPI: 271					
RPI	S	Opponent	Score	RPI	S	Opponent	Score	RPI	S	Opponent	Score	RPI	S	Opponent	Score		
								54	N	Florida St.	45	62	115	A	Mi ami (OH)	44	60
								61	A	Ohio	60	100	188	H	Sai nt Loui s	43	70
													211	A	Akron	54	63
													279	N	West Vi rgi ni a	39	81
													328	A	Western Mi ch.	53	64

LAST 12 Division I GAMES:																	
				279	N	West Vi rgi ni a	39	81	115	A	Mi ami (OH)	44	60				
				211	A	Akron	54	63	188	H	Sai nt Loui s	43	70				
				328	A	Western Mi ch.	53	64									
				54	N	Florida St.	45	62									
				61	A	Ohio	60	100									

Non-Div I Games: Ky. Christian 90 35

Eastern Ky.

Average RPI	Win: 243	WON-LOST	WINNING	LAST 10	STRENGTH OF	OPP. STRENGTH	TEAM	ADJ.	CONF.	ADJ CONF.
Average RPI	Loss: 69	RECORD	PCT. RANK	GAMES	SCHEDULE	OF SCHEDULE	RPI	RPI	RPI	RPI
DIV. I ONLY	4- 2	101	1- 0	259	58	168	168	11	11	
DIV. I NON-CONF.	4- 2	101	1- 0	259	58	168	168	11	11	

TOTALS	RPI 1-25	RPI 26-50	W-L RECORDS	RPI 51-100	RPI 101-150	RPI 150+				
4- 2	0- 1	0- 0	OVERALL	0- 0	0- 1	4- 0				
4- 0	0- 0	0- 0	HOME	0- 0	0- 0	4- 0				
0- 1	0- 0	0- 0	AWAY	0- 0	0- 1	0- 0				
0- 1	0- 1	0- 0	NEUTRAL	0- 0	0- 0	0- 0				
4- 2	0- 1	0- 0	NON-CONFERENCE	0- 0	0- 1	4- 0				
4- 0	0- 0	0- 0	HOME	0- 0	0- 0	4- 0				
0- 1	0- 0	0- 0	AWAY	0- 0	0- 1	0- 0				
0- 1	0- 1	0- 0	NEUTRAL	0- 0	0- 0	0- 0				
0- 0	0- 0	0- 0	CONFERENCE	0- 0	0- 0	0- 0				
0- 0	0- 0	0- 0	HOME	0- 0	0- 0	0- 0				
0- 0	0- 0	0- 0	AWAY	0- 0	0- 0	0- 0				
0- 0	0- 0	0- 0	NEUTRAL	0- 0	0- 0	0- 0				

RPI 1-25				RPI 26-50				RPI 51-100				RPI 101+ Team's RPI: 168			
RPI	S	Opponent	Score	RPI	S	Opponent	Score	RPI	S	Opponent	Score	RPI	S	Opponent	Score
6	N	Iowa St.	59 85									132	A	Illinois	66 72
												197	H	UIC	52 38
												235	H	Cleveland St.	69 63
												265	H	Detroit Mercy	60 53
												276	H	Illinois St.	50 41

LAST 12 Division I GAMES:															
276	H	Illinois St.	50 41	265	H	Detroit Mercy	60 53	132	A	Illinois	66 72	197	H	UIC	52 38
235	H	Cleveland St.	69 63	6	N	Iowa St.	59 85								

Non-Div I Games:

Eastern Mich.

E
a
s
t
e
r
n
M
i
c
h
.

E
a
s
t
e
r
n
M
i
c
h
.

Average RPI Win: 0 WON-LOST RECORD WINNING PCT. RANK LAST 10 GAMES STRENGTH OF SCHEDULE OPP. STRENGTH OF SCHEDULE TEAM RPI ADJ. RPI CONF. RPI ADJ CONF. RPI

Average RPI Loss: 136

DIV. I ONLY	0- 5	326	0- 1	36	296	270	270	10	10
DIV. I NON-CONF.	0- 5	326	0- 1	36	296	270	270	10	10
TOTALS	RPI 1-25	RPI 26-50	W-L RECORDS	RPI 51-100	RPI 101-150	RPI 150+			
0- 5	0- 1	0- 0	OVERALL	0- 0	0- 2	0- 2			
0- 3	0- 1	0- 0	HOME	0- 0	0- 1	0- 1			
0- 2	0- 0	0- 0	AWAY	0- 0	0- 1	0- 1			
0- 0	0- 0	0- 0	NEUTRAL	0- 0	0- 0	0- 0			
0- 5	0- 1	0- 0	NON-CONFERENCE	0- 0	0- 2	0- 2			
0- 3	0- 1	0- 0	HOME	0- 0	0- 1	0- 1			
0- 2	0- 0	0- 0	AWAY	0- 0	0- 1	0- 1			
0- 0	0- 0	0- 0	NEUTRAL	0- 0	0- 0	0- 0			
0- 0	0- 0	0- 0	CONFERENCE	0- 0	0- 0	0- 0			
0- 0	0- 0	0- 0	HOME	0- 0	0- 0	0- 0			
0- 0	0- 0	0- 0	AWAY	0- 0	0- 0	0- 0			
0- 0	0- 0	0- 0	NEUTRAL	0- 0	0- 0	0- 0			

RPI 1-25				RPI 26-50				RPI 51-100				RPI 101+ Team's RPI: 270			
RPI	S	Opponent	Score	RPI	S	Opponent	Score	RPI	S	Opponent	Score	RPI	S	Opponent	Score
16	H	Gonzaga	51 63									105	A	BYU	65 80
												117	H	Fresno St.	58 68
												151	H	Utah	51 95
												293	A	Cal Poly	55 59
LAST 12 Division I GAMES:															
				117	H	Fresno St.	58 68	16	H	Gonzaga	51 63				
				293	A	Cal Poly	55 59								
				151	H	Utah	51 95								
				105	A	BYU	65 80								

Non-Div I Games: Eastern Ore. 66 45

Eastern Wash.

El on										Through Games Of Dec. 5, 2018											
Average RPI Win:		269		WON-LOST		WINNING		LAST 10		STRENGTH OF		OPP. STRENGTH		TEAM		ADJ.		CONF.		ADJ CONF.	
Average RPI Loss:		97		RECORD		PCT. RANK		GAMES		SCHEDULE		OF SCHEDULE		RPI		RPI		RPI		RPI	
DIV. I ONLY		3- 4		188		1- 0		192		184		198		198		14		14			
DIV. I NON-CONF.		3- 4		188		1- 0		192		184		198		198		14		14			

TOTALS		RPI 1-25		RPI 26-50		W-L RECORDS		RPI 51-100		RPI 101-150		RPI 150+									
3- 4		0- 1		0- 1		OVERALL		0- 0		0- 1		3- 1									
1- 2		0- 0		0- 1		HOME		0- 0		0- 1		1- 0									
2- 2		0- 1		0- 0		AWAY		0- 0		0- 0		2- 1									
0- 0		0- 0		0- 0		NEUTRAL		0- 0		0- 0		0- 0									
3- 4		0- 1		0- 1		NON-CONFERENCE		0- 0		0- 1		3- 1									
1- 2		0- 0		0- 1		HOME		0- 0		0- 1		1- 0									
2- 2		0- 1		0- 0		AWAY		0- 0		0- 0		2- 1									
0- 0		0- 0		0- 0		NEUTRAL		0- 0		0- 0		0- 0									
0- 0		0- 0		0- 0		CONFERENCE		0- 0		0- 0		0- 0									
0- 0		0- 0		0- 0		HOME		0- 0		0- 0		0- 0									
0- 0		0- 0		0- 0		AWAY		0- 0		0- 0		0- 0									
0- 0		0- 0		0- 0		NEUTRAL		0- 0		0- 0		0- 0									

RPI 1-25		RPI 26-50		RPI 51-100		RPI 101+		Team's RPI: 198													
RPI S	Opponent	Score	RPI S	Opponent	Score	RPI S	Opponent	Score	RPI S	Opponent	Score										
24 A	Duke	64 81	26 H	North Carolina	69 100				119 H	Marist	57 61										
									158 A	Hampton	77 62										
									219 A	Appalachian St.	62 65										
									306 H	Davidson	73 72										
									343 A	N. C. Central	83 54										

Average RPI Win:	321	WON-LOST	WINNING	LAST 10	STRENGTH OF	OPP. STRENGTH	TEAM	ADJ.	CONF.	ADJ CONF.
Average RPI Loss:	263	RECORD	PCT. RANK	GAMES	SCHEDULE	OF SCHEDULE	RPI	RPI	RPI	RPI

DIV. I ONLY	1- 6	302	0- 1	346	308	347	347	16	16
DIV. I NON-CONF.	1- 6	302	0- 1	346	308	347	347	16	16
TOTALS	RPI 1-25	RPI 26-50	W-L RECORDS	RPI 51-100	RPI 101-150	RPI 150+			
1- 6	0- 0	0- 0	OVERALL	0- 0	0- 0	1- 6			
0- 3	0- 0	0- 0	HOME	0- 0	0- 0	0- 3			
1- 3	0- 0	0- 0	AWAY	0- 0	0- 0	1- 3			
0- 0	0- 0	0- 0	NEUTRAL	0- 0	0- 0	0- 0			
1- 6	0- 0	0- 0	NON-CONFERENCE	0- 0	0- 0	1- 6			
0- 3	0- 0	0- 0	HOME	0- 0	0- 0	0- 3			
1- 3	0- 0	0- 0	AWAY	0- 0	0- 0	1- 3			
0- 0	0- 0	0- 0	NEUTRAL	0- 0	0- 0	0- 0			
0- 0	0- 0	0- 0	CONFERENCE	0- 0	0- 0	0- 0			
0- 0	0- 0	0- 0	HOME	0- 0	0- 0	0- 0			
0- 0	0- 0	0- 0	AWAY	0- 0	0- 0	0- 0			
0- 0	0- 0	0- 0	NEUTRAL	0- 0	0- 0	0- 0			

RPI 1-25				RPI 26-50				RPI 51-100				RPI 101+ Team's RPI: 347			
RPI	S	Opponent	Score	RPI	S	Opponent	Score	RPI	S	Opponent	Score	RPI	S	Opponent	Score
												197	H	UIC	54 62
												199	H	SIUE	45 54
												203	A	Morehead St.	63 85
												320	A	Murray St.	53 81
												321	A	Chicago St.	67 58
												322	A	Marshall I	65 72
												334	H	Purdue Fort Wayne	66 72
LAST 12 Division I GAMES:															
				197	H	UIC	54 62	199	H	SIUE	45 54				
				203	A	Morehead St.	63 85	321	A	Chicago St.	67 58				
				322	A	Marshall I	65 72	320	A	Murray St.	53 81				
				334	H	Purdue Fort Wayne	66 72								

Non-Div I Games:

Evansville

Average RPI	Win:	215	WON-LOST	WINNING	LAST 10	STRENGTH OF	OPP. STRENGTH	TEAM	ADJ.	CONF.	ADJ CONF.
Average RPI	Loss:	16	RECORD	PCT. RANK	GAMES	SCHEDULE	OF SCHEDULE	RPI	RPI	RPI	RPI
DIV. I ONLY		5- 2		80	1- 0	212	50	92	92	28	28
DIV. I NON-CONF.		5- 2		80	1- 0	212	50	92	92	28	28

TOTALS	RPI 1-25		RPI 26-50		W-L RECORDS	RPI 51-100		RPI 101-150		RPI 150+	
5- 2	0- 2		0- 0		OVERALL	0- 0		2- 0		3- 0	
2- 0	0- 0		0- 0		HOME	0- 0		1- 0		1- 0	
2- 1	0- 1		0- 0		AWAY	0- 0		0- 0		2- 0	
1- 1	0- 1		0- 0		NEUTRAL	0- 0		1- 0		0- 0	
5- 2	0- 2		0- 0		NON-CONFERENCE	0- 0		2- 0		3- 0	
2- 0	0- 0		0- 0		HOME	0- 0		1- 0		1- 0	
2- 1	0- 1		0- 0		AWAY	0- 0		0- 0		2- 0	
1- 1	0- 1		0- 0		NEUTRAL	0- 0		1- 0		0- 0	
0- 0	0- 0		0- 0		CONFERENCE	0- 0		0- 0		0- 0	
0- 0	0- 0		0- 0		HOME	0- 0		0- 0		0- 0	
0- 0	0- 0		0- 0		AWAY	0- 0		0- 0		0- 0	
0- 0	0- 0		0- 0		NEUTRAL	0- 0		0- 0		0- 0	

RPI 1-25				RPI 26-50				RPI 51-100 Team's RPI: 92				RPI 101+			
RPI	S	Opponent	Score	RPI	S	Opponent	Score	RPI	S	Opponent	Score	RPI	S	Opponent	Score
11	A	South Dakota St.	62 80									121	N	American	90 71
21	N	Stanford	65 88									122	H	Houston	76 71
												252	A	Saint Francis (PA)	83 69
												267	A	Hawaii	73 67
												311	H	FIU	100 58

LAST 12 Division I GAMES:															
267	A	Hawaii	73 67	252	A	Saint Francis (PA)	83 69								
21	N	Stanford	65 88	122	H	Houston	76 71								
311	H	FIU	100 58	121	N	American	90 71								
11	A	South Dakota St.	62 80												

Non-Div I Games: Fla. Memorial 99 68

FGCU

Average RPI Win:	340	WON-LOST	WINNING	LAST 10	STRENGTH OF	OPP. STRENGTH	TEAM	ADJ.	CONF.	ADJ CONF.
Average RPI Loss:	146	RECORD	PCT. RANK	GAMES	SCHEDULE	OF SCHEDULE	RPI	RPI	RPI	RPI
DIV. I ONLY	2- 5	249	0- 1	253	297	311	311	19	19	
DIV. I NON-CONF.	2- 5	249	0- 1	253	297	311	311	19	19	

TOTALS	RPI 1-25	RPI 26-50	W-L RECORDS	RPI 51-100	RPI 101-150	RPI 150+				
2- 5	0- 1	0- 0	OVERALL	0- 1	0- 0	2- 3				
2- 3	0- 1	0- 0	HOME	0- 0	0- 0	2- 2				
0- 2	0- 0	0- 0	AWAY	0- 1	0- 0	0- 1				
0- 0	0- 0	0- 0	NEUTRAL	0- 0	0- 0	0- 0				
2- 5	0- 1	0- 0	NON-CONFERENCE	0- 1	0- 0	2- 3				
2- 3	0- 1	0- 0	HOME	0- 0	0- 0	2- 2				
0- 2	0- 0	0- 0	AWAY	0- 1	0- 0	0- 1				
0- 0	0- 0	0- 0	NEUTRAL	0- 0	0- 0	0- 0				
0- 0	0- 0	0- 0	CONFERENCE	0- 0	0- 0	0- 0				
0- 0	0- 0	0- 0	HOME	0- 0	0- 0	0- 0				
0- 0	0- 0	0- 0	AWAY	0- 0	0- 0	0- 0				
0- 0	0- 0	0- 0	NEUTRAL	0- 0	0- 0	0- 0				

RPI	S	Opponent	Score	RPI	S	Opponent	Score	RPI	S	Opponent	Score	RPI	S	Opponent	Score	Team's RPI: 311
12	H	Miami (FL)	43 94					92	A	FGCU	58 100	178	H	Georgia St.	61 67	
												190	H	Campbell	54 59	
												257	A	Bethune-Cookman	57 68	
												339	H	Morgan St.	59 50	
												340	H	Florida A&M	77 54	

LAST 12 Division I GAMES:																
190	H	Campbell	54 59	340	H	Florida A&M	77 54	257	A	Bethune-Cookman	57 68	92	A	FGCU	58 100	
339	H	Morgan St.	59 50	178	H	Georgia St.	61 67	12	H	Miami (FL)	43 94					

Non-Div I Games: Palm Beach Atl. 63 66

Average RPI Win: 326		WON-LOST	WINNING	LAST 10	STRENGTH OF		OPP. STRENGTH	TEAM	ADJ.	CONF.	ADJ CONF.
Average RPI Loss: 116		RECORD	PCT. RANK	GAMES	SCHEDULE		OF SCHEDULE	RPI	RPI	RPI	RPI
DIV. I ONLY		2- 6	265	0- 1	132		242	248	248	25	25
DIV. I NON-CONF.		2- 6	265	0- 1	132		242	248	248	25	25

TOTALS		RPI 1-25		RPI 26-50	W-L RECORDS		RPI 51-100	RPI 101-150		RPI 150+	
2- 6		0- 0		0- 3	OVERALL		0- 0	0- 0		2- 3	
1- 2		0- 0		0- 1	HOME		0- 0	0- 0		1- 1	
1- 2		0- 0		0- 1	AWAY		0- 0	0- 0		1- 1	
0- 2		0- 0		0- 1	NEUTRAL		0- 0	0- 0		0- 1	
2- 6		0- 0		0- 3	NON-CONFERENCE		0- 0	0- 0		2- 3	
1- 2		0- 0		0- 1	HOME		0- 0	0- 0		1- 1	
1- 2		0- 0		0- 1	AWAY		0- 0	0- 0		1- 1	
0- 2		0- 0		0- 1	NEUTRAL		0- 0	0- 0		0- 1	
0- 0		0- 0		0- 0	CONFERENCE		0- 0	0- 0		0- 0	
0- 0		0- 0		0- 0	HOME		0- 0	0- 0		0- 0	
0- 0		0- 0		0- 0	AWAY		0- 0	0- 0		0- 0	
0- 0		0- 0		0- 0	NEUTRAL		0- 0	0- 0		0- 0	

RPI 1-25				RPI 26-50				RPI 51-100				RPI 101+ Team's RPI: 248			
RPI	S	Opponent	Score	RPI	S	Opponent	Score	RPI	S	Opponent	Score	RPI	S	Opponent	Score
				36	A	Xavier	35 48					166	N	Massachusetts	49 59
				37	H	Northeastern	50 59					189	H	William & Mary	54 60
				39	N	Bucknell	54 77					227	A	Brown	49 68
												304	A	Richmond	58 40
												348	H	LIU Brooklyn	71 43
LAST 12 Division I GAMES:															
				189	H	William & Mary	54 60	37	H	Northeastern	50 59				
				166	N	Massachusetts	49 59	304	A	Richmond	58 40				
				39	N	Bucknell	54 77								
				227	A	Brown	49 68								
				36	A	Xavier	35 48								
				348	H	LIU Brooklyn	71 43								

Non-Div I Games:

Fairfield

Average RPI Win:	344	WON-LOST	WINNING	LAST 10	STRENGTH OF	OPP. STRENGTH	TEAM	ADJ.	CONF.	ADJ CONF.
Average RPI Loss:	262	RECORD	PCT. RANK	GAMES	SCHEDULE	OF SCHEDULE	RPI	RPI	RPI	RPI
DIV. I ONLY	1- 6	302	0- 1	306	348	342	342	31	31	
DIV. I NON-CONF.	1- 6	302	0- 1	306	348	342	342	31	31	

TOTALS	RPI 1-25	RPI 26-50	W-L RECORDS	RPI 51-100	RPI 101-150	RPI 150+				
1- 6	0- 0	0- 0	OVERALL	0- 0	0- 1	1- 5				
1- 2	0- 0	0- 0	HOME	0- 0	0- 0	1- 2				
0- 4	0- 0	0- 0	AWAY	0- 0	0- 1	0- 3				
0- 0	0- 0	0- 0	NEUTRAL	0- 0	0- 0	0- 0				
1- 6	0- 0	0- 0	NON-CONFERENCE	0- 0	0- 1	1- 5				
1- 2	0- 0	0- 0	HOME	0- 0	0- 0	1- 2				
0- 4	0- 0	0- 0	AWAY	0- 0	0- 1	0- 3				
0- 0	0- 0	0- 0	NEUTRAL	0- 0	0- 0	0- 0				
0- 0	0- 0	0- 0	CONFERENCE	0- 0	0- 0	0- 0				
0- 0	0- 0	0- 0	HOME	0- 0	0- 0	0- 0				
0- 0	0- 0	0- 0	AWAY	0- 0	0- 0	0- 0				
0- 0	0- 0	0- 0	NEUTRAL	0- 0	0- 0	0- 0				

RPI 1-25	RPI 26-50	RPI 51-100	RPI 101+	Team's RPI: 342
RPI S Opponent Score	RPI S Opponent Score	RPI S Opponent Score	RPI S Opponent Score	
			125 A Air Force 37 85	
			255 H Howard 58 79	
			280 A Binghamton 54 73	
			296 A Colgate 52 71	
			302 A Army West Point 40 62	
			315 H Lafayette 57 63	
			344 H NJIT 64 43	
LAST 12 Division I GAMES:				
125 A Air Force 37 85	302 A Army West Point 40 62			
315 H Lafayette 57 63	296 A Colgate 52 71			
	280 A Binghamton 54 73			
	255 H Howard 58 79			
	344 H NJIT 64 43			

Non-Div I Games: Rutgers-Newark 97 51

Fairleigh Dickinson

Average RPI Win:	291	WON-LOST	WINNING	LAST 10	STRENGTH OF	OPP. STRENGTH	TEAM	ADJ.	CONF.	ADJ CONF.
Average RPI Loss:	131	RECORD	PCT. RANK	GAMES	SCHEDULE	OF SCHEDULE	RPI	RPI	RPI	RPI
DIV. I ONLY	3- 5	217	0- 1	174	218	244	244	19	19	
DIV. I NON-CONF.	3- 5	217	0- 1	174	218	244	244	19	19	

TOTALS	RPI 1-25	RPI 26-50	W-L RECORDS	RPI 51-100	RPI 101-150	RPI 150+				
3- 5	0- 1	0- 0	OVERALL	0- 0	0- 1	3- 3				
2- 3	0- 0	0- 0	HOME	0- 0	0- 1	2- 2				
1- 2	0- 1	0- 0	AWAY	0- 0	0- 0	1- 1				
0- 0	0- 0	0- 0	NEUTRAL	0- 0	0- 0	0- 0				
3- 5	0- 1	0- 0	NON-CONFERENCE	0- 0	0- 1	3- 3				
2- 3	0- 0	0- 0	HOME	0- 0	0- 1	2- 2				
1- 2	0- 1	0- 0	AWAY	0- 0	0- 0	1- 1				
0- 0	0- 0	0- 0	NEUTRAL	0- 0	0- 0	0- 0				
0- 0	0- 0	0- 0	CONFERENCE	0- 0	0- 0	0- 0				
0- 0	0- 0	0- 0	HOME	0- 0	0- 0	0- 0				
0- 0	0- 0	0- 0	AWAY	0- 0	0- 0	0- 0				
0- 0	0- 0	0- 0	NEUTRAL	0- 0	0- 0	0- 0				

RPI 1-25				RPI 26-50				RPI 51-100				RPI 101+ Team's RPI: 244			
RPI	S	Opponent	Score	RPI	S	Opponent	Score	RPI	S	Opponent	Score	RPI	S	Opponent	Score
22	A	Tulane	45 88									108	H	Bradley	59 80
												158	H	Hampton	68 72
												178	H	Georgia St.	59 75
												187	A	Little Rock	38 61
												253	A	Siena	70 66
												304	H	Richmond	69 55
												315	H	Lafayette	53 49
LAST 12 Division I GAMES:															
108	H	Bradley	59 80	304	H	Richmond	69 55								
253	A	Siena	70 66	187	A	Little Rock	38 61								
22	A	Tulane	45 88	178	H	Georgia St.	59 75								
315	H	Lafayette	53 49	158	H	Hampton	68 72								

Non-Div I Games:

Fla. Atlantic

Florida				Through Games Of Dec. 5, 2018						
Average RPI	Win: 226	WON-LOST RECORD	WINNING PCT. RANK	LAST 10 GAMES	STRENGTH OF SCHEDULE	OPP. STRENGTH OF SCHEDULE	TEAM RPI	ADJ. RPI	CONF. RPI	ADJ CONF. RPI
Average RPI	Loss: 104									
DIV. I ONLY		2- 6	265	1- 0	16	258	167	167	7	7
DIV. I NON-CONF.		2- 6	265	1- 0	16	258	167	167	7	7

TOTALS		RPI 1-25	RPI 26-50		W-L RECORDS		RPI 51-100	RPI 101-150	RPI 150+	
2- 6	0- 1	0- 1		OVERALL		0- 2	0- 0		2- 2	
2- 3	0- 0	0- 1		HOME		0- 1	0- 0		2- 1	
0- 3	0- 1	0- 0		AWAY		0- 1	0- 0		0- 1	
0- 0	0- 0	0- 0		NEUTRAL		0- 0	0- 0		0- 0	
2- 6	0- 1	0- 1		NON-CONFERENCE		0- 2	0- 0		2- 2	
2- 3	0- 0	0- 1		HOME		0- 1	0- 0		2- 1	
0- 3	0- 1	0- 0		AWAY		0- 1	0- 0		0- 1	
0- 0	0- 0	0- 0		NEUTRAL		0- 0	0- 0		0- 0	
0- 0	0- 0	0- 0		CONFERENCE		0- 0	0- 0		0- 0	
0- 0	0- 0	0- 0		HOME		0- 0	0- 0		0- 0	
0- 0	0- 0	0- 0		AWAY		0- 0	0- 0		0- 0	
0- 0	0- 0	0- 0		NEUTRAL		0- 0	0- 0		0- 0	

RPI 1-25				RPI 26-50				RPI 51-100				RPI 101+ Team's RPI: 167			
RPI	S	Opponent	Score	RPI	S	Opponent	Score	RPI	S	Opponent	Score	RPI	S	Opponent	Score
15	A	Indiana	64 83	37	H	Northeastern	66 79	52	H	Northwestern	74 83	192	A	Mercer	82 92
								54	A	Florida St.	56 63	194	H	Texas Tech	72 67
												257	H	Bethune-Cookman	64 53
												272	H	Gardner-Webb	58 60

LAST 12 Division I GAMES:															
				37	H	Northeastern	66 79	257	H	Bethune-Cookman	64 53				
				15	A	Indiana	64 83	194	H	Texas Tech	72 67				
				52	H	Northwestern	74 83								
				192	A	Mercer	82 92								
				54	A	Florida St.	56 63								
				272	H	Gardner-Webb	58 60								

Non-Div I Games:

Average RPI	Win: 0	WON-LOST RECORD	WINNING PCT. RANK	LAST 10 GAMES	STRENGTH OF SCHEDULE	OPP. STRENGTH OF SCHEDULE	TEAM RPI	ADJ. RPI	CONF. RPI	ADJ CONF. RPI
Average RPI	Loss: 221									
DIV. I ONLY		0- 5	326	0- 1	262	311	340	340	32	32
DIV. I NON-CONF.		0- 5	326	0- 1	262	311	340	340	32	32

TOTALS	RPI 1-25		RPI 26-50		W-L RECORDS	RPI 51-100	RPI 101-150		RPI 150+	
0- 5	0- 1		0- 0		OVERALL	0- 0	0- 0		0- 4	
0- 1	0- 0		0- 0		HOME	0- 0	0- 0		0- 1	
0- 3	0- 1		0- 0		AWAY	0- 0	0- 0		0- 2	
0- 1	0- 0		0- 0		NEUTRAL	0- 0	0- 0		0- 1	
0- 5	0- 1		0- 0		NON-CONFERENCE	0- 0	0- 0		0- 4	
0- 1	0- 0		0- 0		HOME	0- 0	0- 0		0- 1	
0- 3	0- 1		0- 0		AWAY	0- 0	0- 0		0- 2	
0- 1	0- 0		0- 0		NEUTRAL	0- 0	0- 0		0- 1	
0- 0	0- 0		0- 0		CONFERENCE	0- 0	0- 0		0- 0	
0- 0	0- 0		0- 0		HOME	0- 0	0- 0		0- 0	
0- 0	0- 0		0- 0		AWAY	0- 0	0- 0		0- 0	
0- 0	0- 0		0- 0		NEUTRAL	0- 0	0- 0		0- 0	

RPI 1-25				RPI 26-50				RPI 51-100				RPI 101+ Team's RPI: 340			
RPI	S	Opponent	Score	RPI	S	Opponent	Score	RPI	S	Opponent	Score	RPI	S	Opponent	Score
23	A	Tennessee	31 96									241	A	North Florida	53 64
												245	H	Jacksonville St.	31 62
												287	N	Omaha	50 57
												311	A	FIU	54 77

LAST 12 Division I GAMES:															
								287	N	Omaha	50 57				
								311	A	FIU	54 77				
								23	A	Tennessee	31 96				
								241	A	North Florida	53 64				
								245	H	Jacksonville St.	31 62				

Non-Div I Games: Edward Waters 70 64

Florida A&M

Average RPI Win: 187

Average RPI Loss: 40

WON-LOST
RECORDWINNING
PCT. RANKLAST 10
GAMESSTRENGTH OF
SCHEDULEOPP. STRENGTH
OF SCHEDULETEAM
RPIADJ.
RPICONF.
RPIADJ CONF.
RPIDIV. I ONLY
DIV. I NON-CONF.8- 1
8- 122
221- 0
1- 0163
16375
7554
5454
541
11
1

TOTALS

RPI 1-25

RPI 26-50

W-L RECORDS

RPI 51-100

RPI 101-150

RPI 150+

8- 1

0- 0

1- 1

OVERALL

0- 0

1- 0

6- 0

5- 1

0- 0

0- 1

HOME

0- 0

1- 0

4- 0

1- 0

0- 0

0- 0

AWAY

0- 0

0- 0

1- 0

2- 0

0- 0

1- 0

NEUTRAL

0- 0

0- 0

1- 0

8- 1

0- 0

1- 1

NON-CONFERENCE

0- 0

1- 0

6- 0

5- 1

0- 0

0- 1

HOME

0- 0

1- 0

4- 0

1- 0

0- 0

0- 0

AWAY

0- 0

0- 0

1- 0

2- 0

0- 0

1- 0

NEUTRAL

0- 0

0- 0

1- 0

0- 0

0- 0

0- 0

CONFERENCE

0- 0

0- 0

0- 0

0- 0

0- 0

0- 0

HOME

0- 0

0- 0

0- 0

0- 0

0- 0

0- 0

AWAY

0- 0

0- 0

0- 0

0- 0

0- 0

0- 0

NEUTRAL

0- 0

0- 0

0- 0

RPI 1-25

RPI 26-50

RPI 51-100

Team's RPI: 54

RPI 101+

RPI S Opponent Score

RPI S Opponent Score

40 H LSU 45 58

41 N Iowa 71 67

RPI S Opponent Score

RPI S Opponent Score

114 H Penn St. 87 58

167 H Florida 63 56

192 A Mercer 57 56

200 H Troy 103 67

241 H North Florida 74 53

268 H Jacksonville 79 46

271 N Eastern Ky. 62 45

LAST 12 Division I GAMES:

192 A Mercer 57 56

114 H Penn St. 87 58

271 N Eastern Ky. 62 45

40 H LSU 45 58

268 H Jacksonville 79 46

167 H Florida 63 56

41 N Iowa 71 67

241 H North Florida 74 53

200 H Troy 103 67

Florida St.

Average RPI	Win:	213	WON-LOST	WINNING	LAST 10	STRENGTH OF	OPP. STRENGTH	TEAM	ADJ.	CONF.	ADJ CONF.
Average RPI	Loss:	91	RECORD	PCT. RANK	GAMES	SCHEDULE	OF SCHEDULE	RPI	RPI	RPI	RPI
DIV. I ONLY		5- 5	155	0- 1	80	162	139	139	15	15	
DIV. I NON-CONF.		5- 5	155	0- 1	80	162	139	139	15	15	

TOTALS	RPI 1-25		RPI 26-50		W-L RECORDS	RPI 51-100		RPI 101-150		RPI 150+	
5- 5	0- 0		0- 2		OVERALL	2- 0		0- 2		3- 1	
3- 1	0- 0		0- 0		HOME	1- 0		0- 1		2- 0	
0- 3	0- 0		0- 1		AWAY	0- 0		0- 1		0- 1	
2- 1	0- 0		0- 1		NEUTRAL	1- 0		0- 0		1- 0	
5- 5	0- 0		0- 2		NON-CONFERENCE	2- 0		0- 2		3- 1	
3- 1	0- 0		0- 0		HOME	1- 0		0- 1		2- 0	
0- 3	0- 0		0- 1		AWAY	0- 0		0- 1		0- 1	
2- 1	0- 0		0- 1		NEUTRAL	1- 0		0- 0		1- 0	
0- 0	0- 0		0- 0		CONFERENCE	0- 0		0- 0		0- 0	
0- 0	0- 0		0- 0		HOME	0- 0		0- 0		0- 0	
0- 0	0- 0		0- 0		AWAY	0- 0		0- 0		0- 0	
0- 0	0- 0		0- 0		NEUTRAL	0- 0		0- 0		0- 0	

RPI 1-25				RPI 26-50				RPI 51-100				RPI 101+				Team's RPI : 139	
RPI	S	Opponent	Score	RPI	S	Opponent	Score	RPI	S	Opponent	Score	RPI	S	Opponent	Score		
				37	A	Northeastern	54 58	62	H	Charlotte	71 64	104	A	Pittsburgh	62 65		
				38	N	Texas	54 72	63	N	Washington	65 57	114	H	Penn St.	55 72		
												162	A	Georgetown	38 58		
												284	N	Ball St.	78 70		
												313	H	Wagner	80 59		
												341	H	Manhattan	65 61		
LAST 12 Division I GAMES:																	
				162	A	Georgetown	38 58	38	N	Texas	54 72						
				284	N	Ball St.	78 70	63	N	Washington	65 57						
				62	H	Charlotte	71 64	104	A	Pittsburgh	62 65						
				114	H	Penn St.	55 72	341	H	Manhattan	65 61						
				37	A	Northeastern	54 58										
				313	H	Wagner	80 59										

Non-Div I Games:

Fordham

Average RPI	Win: 239	WON-LOST	WINNING	LAST 10	STRENGTH OF	OPP. STRENGTH	TEAM	ADJ.	CONF.	ADJ CONF.
Average RPI	Loss: 98	RECORD	PCT. RANK	GAMES	SCHEDULE	OF SCHEDULE	RPI	RPI	RPI	RPI
DIV. I ONLY	4- 2	101	1- 0	198	194	117	117	8	8	
DIV. I NON-CONF.	4- 2	101	1- 0	198	194	117	117	8	8	

TOTALS	RPI 1-25	RPI 26-50	W-L RECORDS	RPI 51-100	RPI 101-150	RPI 150+				
4- 2	0- 0	0- 0	OVERALL	0- 1	0- 1	4- 0				
3- 0	0- 0	0- 0	HOME	0- 0	0- 0	3- 0				
1- 2	0- 0	0- 0	AWAY	0- 1	0- 1	1- 0				
0- 0	0- 0	0- 0	NEUTRAL	0- 0	0- 0	0- 0				
4- 2	0- 0	0- 0	NON-CONFERENCE	0- 1	0- 1	4- 0				
3- 0	0- 0	0- 0	HOME	0- 0	0- 0	3- 0				
1- 2	0- 0	0- 0	AWAY	0- 1	0- 1	1- 0				
0- 0	0- 0	0- 0	NEUTRAL	0- 0	0- 0	0- 0				
0- 0	0- 0	0- 0	CONFERENCE	0- 0	0- 0	0- 0				
0- 0	0- 0	0- 0	HOME	0- 0	0- 0	0- 0				
0- 0	0- 0	0- 0	AWAY	0- 0	0- 0	0- 0				
0- 0	0- 0	0- 0	NEUTRAL	0- 0	0- 0	0- 0				

RPI 1-25				RPI 26-50				RPI 51-100				RPI 101+				Team's RPI: 117
RPI	S	Opponent	Score	RPI	S	Opponent	Score	RPI	S	Opponent	Score	RPI	S	Opponent	Score	
								57	A	Southern Cal i forni a	61 62	138	A	Northern Ari z.	73 86	
												176	H	Milwaukee	65 48	
												215	H	UT Ar lington	70 61	
												270	A	Eastern Wash.	68 58	
												293	H	Cal Poly	76 58	

								LAST 12 Division I GAMES:								
								270	A	Eastern Wash.	68 58					
								57	A	Southern Cal i forni a	61 62					
								215	H	UT Ar lington	70 61					
								176	H	Milwaukee	65 48					
								293	H	Cal Poly	76 58					
								138	A	Northern Ari z.	73 86					

Non-Div I Games:

Fresno St.

Average RPI Win: 274
Average RPI Loss: 145

WON-LOST
RECORD

WINNING
PCT. RANK

LAST 10
GAMES

STRENGTH OF
SCHEDULE

OPP. STRENGTH
OF SCHEDULE

TEAM
RPI

ADJ.
RPI

CONF.
RPI

ADJ CONF.
RPI

DIV. I ONLY
DIV. I NON-CONF.

3- 4
3- 4

188
188

0- 1
0- 1

171
171

271
271

205
205

205
205

27
27

27
27

TOTALS

RPI 1-25

RPI 26-50

W-L RECORDS

RPI 51-100

RPI 101-150

RPI 150+

3- 4 0- 0
2- 1 0- 0
1- 3 0- 0
0- 0 0- 0

0- 1
0- 0
0- 1
0- 0

OVERALL
HOME
AWAY
NEUTRAL

0- 1
0- 1
0- 0
0- 0

0- 0
0- 0
0- 0
0- 0

3- 2
2- 0
1- 2
0- 0

3- 4 0- 0
2- 1 0- 0
1- 3 0- 0
0- 0 0- 0

0- 1
0- 0
0- 1
0- 0

NON-CONFERENCE
HOME
AWAY
NEUTRAL

0- 1
0- 1
0- 0
0- 0

0- 0
0- 0
0- 0
0- 0

3- 2
2- 0
1- 2
0- 0

0- 0 0- 0
0- 0 0- 0
0- 0 0- 0
0- 0 0- 0

0- 0
0- 0
0- 0
0- 0

CONFERENCE
HOME
AWAY
NEUTRAL

0- 0
0- 0
0- 0
0- 0

0- 0
0- 0
0- 0
0- 0

0- 0
0- 0
0- 0
0- 0

RPI 1-25

RPI S Opponent Score

RPI 26-50

RPI S Opponent Score
48 A Mississippi St. 41 106

RPI 51-100

RPI S Opponent Score
86 H Middle Tenn. 71 78

RPI 101+

Team's RPI: 205

RPI S Opponent Score
172 H UNC Asheville 58 47
177 A Georgia 38 61
269 A Kennesaw St. 63 74
318 A Col. of Charleston 70 67
333 H USC Upstate 78 67

LAST 12 Division I GAMES:

177 A Georgia 38 61
172 H UNC Asheville 58 47
318 A Col. of Charleston 70 67
48 A Mississippi St. 41 106
333 H USC Upstate 78 67
269 A Kennesaw St. 63 74

86 H Middle Tenn. 71 78

Non-Div I Games:

Coker

71 42

Furman

Loss, Non-Conf, S Site, H Home A Away N Neutral

Average RPI Win: 304
Average RPI Loss: 163

WON-LOST
RECORD

WINNING
PCT. RANK

LAST 10
GAMES

STRENGTH OF
SCHEDULE

OPP. STRENGTH
OF SCHEDULE

TEAM
RPI

ADJ.
RPI

CONF.
RPI

ADJ CONF.
RPI

DIV. I ONLY	2- 5	249	0- 1	190	333	278	278	20	20
DIV. I NON-CONF.	2- 5	249	0- 1	190	333	278	278	20	20
<hr/>									
TOTALS	RPI 1-25	RPI 26-50	W-L RECORDS	RPI 51-100	RPI 101-150	RPI 150+			
2- 5	0- 0	0- 0	OVERALL	0- 2	0- 0	2- 3			
1- 2	0- 0	0- 0	HOME	0- 0	0- 0	1- 2			
1- 3	0- 0	0- 0	AWAY	0- 2	0- 0	1- 1			
0- 0	0- 0	0- 0	NEUTRAL	0- 0	0- 0	0- 0			
2- 5	0- 0	0- 0	NON-CONFERENCE	0- 2	0- 0	2- 3			
1- 2	0- 0	0- 0	HOME	0- 0	0- 0	1- 2			
1- 3	0- 0	0- 0	AWAY	0- 2	0- 0	1- 1			
0- 0	0- 0	0- 0	NEUTRAL	0- 0	0- 0	0- 0			
0- 0	0- 0	0- 0	CONFERENCE	0- 0	0- 0	0- 0			
0- 0	0- 0	0- 0	HOME	0- 0	0- 0	0- 0			
0- 0	0- 0	0- 0	AWAY	0- 0	0- 0	0- 0			
0- 0	0- 0	0- 0	NEUTRAL	0- 0	0- 0	0- 0			

RPI 1-25				RPI 26-50				RPI 51-100				RPI 101+				Team's RPI: 278
RPI	S	Opponent	Score	RPI	S	Opponent	Score	RPI	S	Opponent	Score	RPI	S	Opponent	Score	
								51	A	Virginia Tech	49 78	192	H	Mercer	72 79	
								88	A	Stony Brook	43 72	213	H	Wofford	65 81	
												257	H	Bethune-Cookman	77 76	
												269	A	Kennesaw St.	59 78	
												351	A	Savannah St.	82 71	
<hr/>																
LAST 12 Division I GAMES:																
				51	A	Virginia Tech	49 78	269	A	Kennesaw St.	59 78					
				213	H	Wofford	65 81	257	H	Bethune-Cookman	77 76					
								88	A	Stony Brook	43 72					
								351	A	Savannah St.	82 71					
								192	H	Mercer	72 79					

Non-Div I Games:

Ga. Southern

Average RPI	Win: 237	WON-LOST	WINNING	LAST 10	STRENGTH OF	OPP. STRENGTH	TEAM	ADJ.	CONF.	ADJ CONF.
Average RPI	Loss: 200	RECORD	PCT. RANK	GAMES	SCHEDULE	OF SCHEDULE	RPI	RPI	RPI	RPI
DIV. I ONLY	2- 3	211	0- 1	241	282	272	272	30	30	
DIV. I NON-CONF.	2- 3	211	0- 1	241	282	272	272	30	30	

TOTALS	RPI 1-25	RPI 26-50	W-L RECORDS	RPI 51-100	RPI 101-150	RPI 150+				
2- 3	0- 0	0- 0	OVERALL	0- 0	0- 0	2- 3				
1- 2	0- 0	0- 0	HOME	0- 0	0- 0	1- 2				
1- 1	0- 0	0- 0	AWAY	0- 0	0- 0	1- 1				
0- 0	0- 0	0- 0	NEUTRAL	0- 0	0- 0	0- 0				
2- 3	0- 0	0- 0	NON-CONFERENCE	0- 0	0- 0	2- 3				
1- 2	0- 0	0- 0	HOME	0- 0	0- 0	1- 2				
1- 1	0- 0	0- 0	AWAY	0- 0	0- 0	1- 1				
0- 0	0- 0	0- 0	NEUTRAL	0- 0	0- 0	0- 0				
0- 0	0- 0	0- 0	CONFERENCE	0- 0	0- 0	0- 0				
0- 0	0- 0	0- 0	HOME	0- 0	0- 0	0- 0				
0- 0	0- 0	0- 0	AWAY	0- 0	0- 0	0- 0				
0- 0	0- 0	0- 0	NEUTRAL	0- 0	0- 0	0- 0				

RPI 1-25				RPI 26-50				RPI 51-100				RPI 101+ Team's RPI : 272			
RPI	S	Opponent	Score	RPI	S	Opponent	Score	RPI	S	Opponent	Score	RPI	S	Opponent	Score
												167	A	Florida	60 58
												184	H	Mt. St. Mary' s	62 69
												203	H	Morehead St.	69 84
												213	A	Wofford	53 59
												306	H	Davi dson	54 49

LAST 12 Di vi si on I GAMES:															
				184	H	Mt. St. Mary' s	62 69	167	A	Florida	60 58				
				213	A	Wofford	53 59								
				306	H	Davi dson	54 49								
				203	H	Morehead St.	69 84								

Non-Div I Games: Pfeiffer 82 46 Warren Wilson 100 37

Gardner-Webb

Average RPI Win:	246	WON-LOST	WINNING	LAST 10	STRENGTH OF	OPP. STRENGTH	TEAM	ADJ.	CONF.	ADJ CONF.
Average RPI Loss:	130	RECORD	PCT. RANK	GAMES	SCHEDULE	OF SCHEDULE	RPI	RPI	RPI	RPI
DIV. I ONLY	4- 4	155	0- 1	200	224	159	159	15	15	
DIV. I NON-CONF.	4- 4	155	0- 1	200	224	159	159	15	15	

TOTALS	RPI 1-25	RPI 26-50	W-L RECORDS	RPI 51-100	RPI 101-150	RPI 150+				
4- 4	0- 0	0- 0	OVERALL	0- 2	1- 1	3- 1				
2- 0	0- 0	0- 0	HOME	0- 0	0- 0	2- 0				
2- 4	0- 0	0- 0	AWAY	0- 2	1- 1	1- 1				
0- 0	0- 0	0- 0	NEUTRAL	0- 0	0- 0	0- 0				
4- 4	0- 0	0- 0	NON-CONFERENCE	0- 2	1- 1	3- 1				
2- 0	0- 0	0- 0	HOME	0- 0	0- 0	2- 0				
2- 4	0- 0	0- 0	AWAY	0- 2	1- 1	1- 1				
0- 0	0- 0	0- 0	NEUTRAL	0- 0	0- 0	0- 0				
0- 0	0- 0	0- 0	CONFERENCE	0- 0	0- 0	0- 0				
0- 0	0- 0	0- 0	HOME	0- 0	0- 0	0- 0				
0- 0	0- 0	0- 0	AWAY	0- 0	0- 0	0- 0				
0- 0	0- 0	0- 0	NEUTRAL	0- 0	0- 0	0- 0				

RPI 1-25				RPI 26-50				RPI 51-100				RPI 101+				Team's RPI: 159
RPI	S	Opponent	Score	RPI	S	Opponent	Score	RPI	S	Opponent	Score	RPI	S	Opponent	Score	
								63	A	Washington	52 81	121	A	American	71 86	
								79	A	Kansas	56 77	125	A	Air Force	78 71	
												236	A	UMKC	91 84	
												255	A	Howard	59 73	
												296	H	Colgate	64 61	
												327	H	Loyola Maryland	70 38	
LAST 12 Division I GAMES:																
121	A	American	71 86	63	A	Washington	52 81									
125	A	Air Force	78 71	255	A	Howard	59 73									
327	H	Loyola Maryland	70 38	236	A	UMKC	91 84									
				79	A	Kansas	56 77									
				296	H	Colgate	64 61									

Non-Div I Games:

George Mason

Average RPI Win: 212		George Washington		Through Games of Dec. 9, 2018							
Average RPI Loss: 108		WON-LOST RECORD	WINNING PCT. RANK	LAST 10 GAMES		STRENGTH OF SCHEDULE	OPP. STRENGTH OF SCHEDULE	TEAM RPI	ADJ. RPI	CONF. RPI	ADJ CONF. RPI
DIV. I ONLY		2- 6	265	0- 1		68	164	225	225	15	15
DIV. I NON-CONF.		2- 6	265	0- 1		68	164	225	225	15	15

TOTALS		RPI 1-25		RPI 26-50		W-L RECORDS	RPI 51-100	RPI 101-150		RPI 150+	
2- 6		0- 1		0- 1		OVERALL	0- 1	0- 2		2- 1	
2- 2		0- 0		0- 1		HOME	0- 0	0- 1		2- 0	
0- 2		0- 0		0- 0		AWAY	0- 0	0- 1		0- 1	
0- 2		0- 1		0- 0		NEUTRAL	0- 1	0- 0		0- 0	
2- 6		0- 1		0- 1		NON-CONFERENCE	0- 1	0- 2		2- 1	
2- 2		0- 0		0- 1		HOME	0- 0	0- 1		2- 0	
0- 2		0- 0		0- 0		AWAY	0- 0	0- 1		0- 1	
0- 2		0- 1		0- 0		NEUTRAL	0- 1	0- 0		0- 0	
0- 0		0- 0		0- 0		CONFERENCE	0- 0	0- 0		0- 0	
0- 0		0- 0		0- 0		HOME	0- 0	0- 0		0- 0	
0- 0		0- 0		0- 0		AWAY	0- 0	0- 0		0- 0	
0- 0		0- 0		0- 0		NEUTRAL	0- 0	0- 0		0- 0	

RPI 1-25				RPI 26-50				RPI 51-100				RPI 101+ Team's RPI: 225			
RPI	S	Opponent	Score	RPI	S	Opponent	Score	RPI	S	Opponent	Score	RPI	S	Opponent	Score
4	N	NC State	61 69	50	H	Maryl and	30 69	85	N	Georgi a Tech	55 70	135	A	James Madi son	37 50
												141	H	Monmouth	51 55
												206	H	Pri nceton	64 49
												218	H	Towson	76 63
												233	A	Iona	43 52

LAST 12 Division I GAMES:															
141	H	Monmouth	51 55	85	N	Georgi a Tech	55 70	233	A	Iona	43 52	50	H	Maryl and	30 69
218	H	Towson	76 63	206	H	Pri nceton	64 49	135	A	James Madi son	37 50	4	N	NC State	61 69

Non-Div I Games:

George Washington

Average RPI	Win:	241	WON-LOST	WINNING	LAST 10	STRENGTH OF	OPP. STRENGTH	TEAM	ADJ.	CONF.	ADJ CONF.
Average RPI	Loss:	65	RECORD	PCT. RANK	GAMES	SCHEDULE	OF SCHEDULE	RPI	RPI	RPI	RPI
DIV. I ONLY		5- 4		144	0- 1	136	196	162	162	4	4
DIV. I NON-CONF.		5- 4		144	0- 1	136	196	162	162	4	4

TOTALS	RPI 1-25		RPI 26-50		W-L RECORDS	RPI 51-100		RPI 101-150		RPI 150+	
5- 4	0- 1		0- 1		OVERALL	0- 1		2- 1		3- 0	
4- 1	0- 0		0- 1		HOME	0- 0		2- 0		2- 0	
1- 1	0- 0		0- 0		AWAY	0- 0		0- 1		1- 0	
0- 2	0- 1		0- 0		NEUTRAL	0- 1		0- 0		0- 0	
5- 4	0- 1		0- 1		NON-CONFERENCE	0- 1		2- 1		3- 0	
4- 1	0- 0		0- 1		HOME	0- 0		2- 0		2- 0	
1- 1	0- 0		0- 0		AWAY	0- 0		0- 1		1- 0	
0- 2	0- 1		0- 0		NEUTRAL	0- 1		0- 0		0- 0	
0- 0	0- 0		0- 0		CONFERENCE	0- 0		0- 0		0- 0	
0- 0	0- 0		0- 0		HOME	0- 0		0- 0		0- 0	
0- 0	0- 0		0- 0		AWAY	0- 0		0- 0		0- 0	
0- 0	0- 0		0- 0		NEUTRAL	0- 0		0- 0		0- 0	

RPI 1-25				RPI 26-50				RPI 51-100				RPI 101+ Team's RPI: 162			
RPI	S	Opponent	Score	RPI	S	Opponent	Score	RPI	S	Opponent	Score	RPI	S	Opponent	Score
13	N	Baylor	46 67	45	H	VCU	45 47	68	N	Buffalo	64 73	104	H	Pittsburgh	70 41
												135	A	James Madison	57 69
												139	H	Fordham	58 38
												304	A	Richmond	73 53
												327	H	Loyola Maryland	45 30
												330	H	UMES	74 55

LAST 12 Division I GAMES:															
139	H	Fordham	58 38	45	H	VCU	45 47	330	H	UMES	74 55				
13	N	Baylor	46 67	304	A	Richmond	73 53								
68	N	Buffalo	64 73												
104	H	Pittsburgh	70 41												
135	A	James Madison	57 69												
327	H	Loyola Maryland	45 30												

Non-Div I Games:

Georgetown

Average RPI Win: 251		WON-LOST	WINNING	LAST 10	STRENGTH OF		OPP. STRENGTH	TEAM	ADJ.	CONF.	ADJ CONF.
Average RPI Loss: 65		RECORD	PCT. RANK	GAMES	SCHEDULE		OF SCHEDULE	RPI	RPI	RPI	RPI
DIV. I ONLY		6- 3	101	1- 0	268		173	177	177	7	7
DIV. I NON-CONF.		6- 3	101	1- 0	268		173	177	177	7	7

TOTALS		RPI 1-25		RPI 26-50	W-L RECORDS		RPI 51-100	RPI 101-150		RPI 150+	
6- 3		0- 0		0- 1	OVERALL		0- 2	0- 0		6- 0	
5- 0		0- 0		0- 0	HOME		0- 0	0- 0		5- 0	
0- 2		0- 0		0- 0	AWAY		0- 2	0- 0		0- 0	
1- 1		0- 0		0- 1	NEUTRAL		0- 0	0- 0		1- 0	
6- 3		0- 0		0- 1	NON-CONFERENCE		0- 2	0- 0		6- 0	
5- 0		0- 0		0- 0	HOME		0- 0	0- 0		5- 0	
0- 2		0- 0		0- 0	AWAY		0- 2	0- 0		0- 0	
1- 1		0- 0		0- 1	NEUTRAL		0- 0	0- 0		1- 0	
0- 0		0- 0		0- 0	CONFERENCE		0- 0	0- 0		0- 0	
0- 0		0- 0		0- 0	HOME		0- 0	0- 0		0- 0	
0- 0		0- 0		0- 0	AWAY		0- 0	0- 0		0- 0	
0- 0		0- 0		0- 0	NEUTRAL		0- 0	0- 0		0- 0	

RPI	S	Opponent	Score	RPI	S	Opponent	Score	RPI	S	Opponent	Score	RPI	S	Opponent	Score
				50	N	Maryland	51 58	60	A	UCLA	69 80	192	H	Mercer	67 60
								85	A	Georgia Tech	53 63	195	H	Winthrop	85 39
												205	H	Furman	61 38
												232	H	St. Bonaventure	67 40
												339	N	Morgan St.	60 33
												345	H	Charleston So.	83 75

Team's RPI: 177															
LAST 12 Division I GAMES:															
339	N	Morgan St.	60 33	205	H	Furman	61 38	345	H	Charleston So.	83 75	192	H	Mercer	67 60
85	A	Georgia Tech	53 63	345	H	Charleston So.	83 75	192	H	Mercer	67 60	50	N	Maryland	51 58
60	A	UCLA	69 80	192	H	Mercer	67 60								
195	H	Winthrop	85 39												
232	H	St. Bonaventure	67 40												

Non-Div I Games:

Georgia

Average RPI	Win: 295	WON-LOST	WINNING	LAST 10	STRENGTH OF	OPP. STRENGTH	TEAM	ADJ.	CONF.	ADJ CONF.
Average RPI	Loss: 117	RECORD	PCT. RANK	GAMES	SCHEDULE	OF SCHEDULE	RPI	RPI	RPI	RPI
DIV. I ONLY	3- 3	155	0- 1	183	277	178	178	20	20	
DIV. I NON-CONF.	3- 3	155	0- 1	183	277	178	178	20	20	

TOTALS	RPI 1-25	RPI 26-50	W-L RECORDS	RPI 51-100	RPI 101-150	RPI 150+				
3- 3	0- 0	0- 0	OVERALL	0- 2	0- 0	3- 1				
1- 1	0- 0	0- 0	HOME	0- 1	0- 0	1- 0				
2- 2	0- 0	0- 0	AWAY	0- 1	0- 0	2- 1				
0- 0	0- 0	0- 0	NEUTRAL	0- 0	0- 0	0- 0				
3- 3	0- 0	0- 0	NON-CONFERENCE	0- 2	0- 0	3- 1				
1- 1	0- 0	0- 0	HOME	0- 1	0- 0	1- 0				
2- 2	0- 0	0- 0	AWAY	0- 1	0- 0	2- 1				
0- 0	0- 0	0- 0	NEUTRAL	0- 0	0- 0	0- 0				
0- 0	0- 0	0- 0	CONFERENCE	0- 0	0- 0	0- 0				
0- 0	0- 0	0- 0	HOME	0- 0	0- 0	0- 0				
0- 0	0- 0	0- 0	AWAY	0- 0	0- 0	0- 0				
0- 0	0- 0	0- 0	NEUTRAL	0- 0	0- 0	0- 0				

RPI 1-25				RPI 26-50				RPI 51-100				RPI 101+				Team's RPI: 178
RPI	S	Opponent	Score	RPI	S	Opponent	Score	RPI	S	Opponent	Score	RPI	S	Opponent	Score	
								85	H	Georgi a Tech	71 78	179	A	Ri ce	49 66	
								86	A	Mi ddl e Tenn.	54 69	244	A	Fla. Atlantic	75 59	
												311	A	FIU	67 61	
												329	H	UNC Greensboro	70 63	
LAST 12 Division I GAMES:																
				85	H	Georgi a Tech	71 78	86	A	Mi ddl e Tenn.	54 69	179	A	Ri ce	49 66	
								311	A	FIU	67 61	244	A	Fla. Atlantic	75 59	
								329	H	UNC Greensboro	70 63					

Non-Div I Games:

Georgia St.

Average RPI Win: 213

Average RPI Loss: 86

WON-LOST
RECORDWINNING
PCT. RANKLAST 10
GAMESSTRENGTH OF
SCHEDULEOPP. STRENGTH
OF SCHEDULETEAM
RPIADJ.
RPICONF.
RPIADJ CONF.
RPIDIV. I ONLY
DIV. I NON-CONF.7- 2
7- 259
591- 0
1- 0216
216121
12185
8585
851
11
1

TOTALS

RPI 1-25

RPI 26-50

W-L RECORDS

RPI 51-100

RPI 101-150

RPI 150+

7- 2 0- 0

0- 1

OVERALL

0- 0

1- 1

6- 0

4- 0 0- 0

0- 0

HOME

0- 0

0- 0

4- 0

1- 2 0- 0

0- 1

AWAY

0- 0

0- 1

1- 0

2- 0 0- 0

0- 0

NEUTRAL

0- 0

1- 0

1- 0

7- 2 0- 0

0- 1

NON-CONFERENCE

0- 0

1- 1

6- 0

4- 0 0- 0

0- 0

HOME

0- 0

0- 0

4- 0

1- 2 0- 0

0- 1

AWAY

0- 0

0- 1

1- 0

2- 0 0- 0

0- 0

NEUTRAL

0- 0

1- 0

1- 0

0- 0 0- 0

0- 0

CONFERENCE

0- 0

0- 0

0- 0

0- 0 0- 0

0- 0

HOME

0- 0

0- 0

0- 0

0- 0 0- 0

0- 0

AWAY

0- 0

0- 0

0- 0

0- 0 0- 0

0- 0

NEUTRAL

0- 0

0- 0

0- 0

RPI 1-25

RPI 26-50

RPI 51-100 Team's RPI: 85

RPI 101+

RPI S Opponent Score

RPI S Opponent Score

50 A Maryland 54 67

RPI S Opponent Score

RPI S Opponent Score

110 N Idaho St. 74 51

122 A Houston 89 95

177 H Georgia 63 53

178 A Georgia St. 78 71

219 H Appalachian St. 71 53

225 N George Washington 70 55

260 H Alabama St. 69 42

325 H Western Caro. 84 49

LAST 12 Division I GAMES:

178 A Georgia St. 78 71

50 A Maryland 54 67

110 N Idaho St. 74 51

225 N George Washington 70 55

177 H Georgia 63 53

325 H Western Caro. 84 49

260 H Alabama St. 69 42

219 H Appalachian St. 71 53

122 A Houston 89 95

Non-Div I Games:

Georgia Tech

Average RPI Win: 133

Average RPI Loss: 1

WON-LOST
RECORDWINNING
PCT. RANKLAST 10
GAMESSTRENGTH OF
SCHEDULEOPP. STRENGTH
OF SCHEDULETEAM
RPIADJ.
RPICONF.
RPIADJ CONF.
RPIDIV. I ONLY
DIV. I NON-CONF.8- 1
8- 122
221- 0
1- 0139
1391
116
1616
166
66
6

TOTALS

RPI 1-25

RPI 26-50

W-L RECORDS

RPI 51-100

RPI 101-150

RPI 150+

8- 1
4- 0
2- 0
2- 11- 1
1- 0
0- 0
0- 10- 0
0- 0
0- 0
0- 0OVERALL
HOME
AWAY
NEUTRAL1- 0
1- 0
0- 0
0- 03- 0
2- 0
0- 0
1- 03- 0
0- 0
2- 0
1- 08- 1
4- 0
2- 0
2- 11- 1
1- 0
0- 0
0- 10- 0
0- 0
0- 0
0- 0NON-CONFERENCE
HOME
AWAY
NEUTRAL1- 0
1- 0
0- 0
0- 03- 0
2- 0
0- 0
1- 03- 0
0- 0
2- 0
1- 00- 0
0- 0
0- 0
0- 00- 0
0- 0
0- 0
0- 00- 0
0- 0
0- 0
0- 0CONFERENCE
HOME
AWAY
NEUTRAL0- 0
0- 0
0- 0
0- 00- 0
0- 0
0- 0
0- 00- 0
0- 0
0- 0
0- 0

RPI 1-25

Team's RPI: 16

RPI 26-50

RPI 51-100

RPI 101+

RPI	S	Opponent	Score
1	N	Notre Dame	65 81
21	H	Stanford	79 73

RPI	S	Opponent	Score
74	H	Montana	76 52

RPI	S	Opponent	Score
110	H	Idaho St.	70 51
116	N	Rutgers	57 40
118	H	Colorado St.	50 39
170	A	UNLV	70 59
181	N	Western Ky.	76 55
270	A	Eastern Wash.	63 51

RPI	S	Opponent	Score
110	H	Idaho St.	70 51
116	N	Rutgers	57 40
118	H	Colorado St.	50 39
170	A	UNLV	70 59
181	N	Western Ky.	76 55
270	A	Eastern Wash.	63 51

LAST 12 Division I GAMES:

1	N	Notre Dame	65	81	181	N	Western Ky.	76	55
170	A	UNLV	70	59	116	N	Rutgers	57	40
110	H	Idaho St.	70	51	21	H	Stanford	79	73
270	A	Eastern Wash.	63	51	118	H	Colorado St.	50	39
74	H	Montana	76	52					

G
o
n
z
a
g
aG
o
n
z
a
g
a

Non-Div I Games:

Gonzaga

Average RPI	Win: 338	WON-LOST	WINNING	LAST 10	STRENGTH OF	OPP. STRENGTH	TEAM	ADJ.	CONF.	ADJ CONF.
Average RPI	Loss: 153	RECORD	PCT. RANK	GAMES	SCHEDULE	OF SCHEDULE	RPI	RPI	RPI	RPI
DIV. I ONLY	1- 4	289	0- 1	195	217	291	291	26	26	
DIV. I NON-CONF.	1- 4	289	0- 1	195	217	291	291	26	26	
<hr/>										
TOTALS	RPI 1-25	RPI 26-50	W-L RECORDS	RPI 51-100	RPI 101-150	RPI 150+				
1- 4	0- 0	0- 1	OVERALL	0- 0	0- 1	1- 2				
1- 0	0- 0	0- 0	HOME	0- 0	0- 0	1- 0				
0- 4	0- 0	0- 1	AWAY	0- 0	0- 1	0- 2				
0- 0	0- 0	0- 0	NEUTRAL	0- 0	0- 0	0- 0				
1- 4	0- 0	0- 1	NON-CONFERENCE	0- 0	0- 1	1- 2				
1- 0	0- 0	0- 0	HOME	0- 0	0- 0	1- 0				
0- 4	0- 0	0- 1	AWAY	0- 0	0- 1	0- 2				
0- 0	0- 0	0- 0	NEUTRAL	0- 0	0- 0	0- 0				
0- 0	0- 0	0- 0	CONFERENCE	0- 0	0- 0	0- 0				
0- 0	0- 0	0- 0	HOME	0- 0	0- 0	0- 0				
0- 0	0- 0	0- 0	AWAY	0- 0	0- 0	0- 0				
0- 0	0- 0	0- 0	NEUTRAL	0- 0	0- 0	0- 0				

RPI 1-25				RPI 26-50				RPI 51-100				RPI 101+ Team's RPI: 291			
RPI	S	Opponent	Score	RPI	S	Opponent	Score	RPI	S	Opponent	Score	RPI	S	Opponent	Score
				33	A	Auburn	48 97					112	A	Alabama	55 73
												215	A	UT Arlington	54 78
												251	A	Southern Miss.	47 68
												338	H	McNeese	75 51
<hr/>															
LAST 12 Division I GAMES:															
				112	A	Alabama	55 73	215	A	UT Arlington	54 78				
								251	A	Southern Miss.	47 68				
								338	H	McNeese	75 51				
								33	A	Auburn	48 97				

Non-Div I Games:

Grambling

Grand Canyon

Through Games Of Dec. 5, 2018

Average RPI Win:	323	WON-LOST	WINNING	LAST 10	STRENGTH OF	OPP. STRENGTH	TEAM	ADJ.	CONF.	ADJ CONF.
Average RPI Loss:	181	RECORD	PCT. RANK	GAMES	SCHEDULE	OF SCHEDULE	RPI	RPI	RPI	RPI
DIV. I ONLY	2- 4	234	0- 1	342	223	336	336	29	29	
DIV. I NON-CONF.	2- 4	234	0- 1	342	223	336	336	29	29	

TOTALS	RPI 1-25	RPI 26-50	W-L RECORDS	RPI 51-100	RPI 101-150	RPI 150+				
2- 4	0- 0	0- 0	OVERALL	0- 1	0- 1	2- 2				
2- 1	0- 0	0- 0	HOME	0- 1	0- 0	2- 0				
0- 3	0- 0	0- 0	AWAY	0- 0	0- 1	0- 2				
0- 0	0- 0	0- 0	NEUTRAL	0- 0	0- 0	0- 0				
2- 4	0- 0	0- 0	NON-CONFERENCE	0- 1	0- 1	2- 2				
2- 1	0- 0	0- 0	HOME	0- 1	0- 0	2- 0				
0- 3	0- 0	0- 0	AWAY	0- 0	0- 1	0- 2				
0- 0	0- 0	0- 0	NEUTRAL	0- 0	0- 0	0- 0				
0- 0	0- 0	0- 0	CONFERENCE	0- 0	0- 0	0- 0				
0- 0	0- 0	0- 0	HOME	0- 0	0- 0	0- 0				
0- 0	0- 0	0- 0	AWAY	0- 0	0- 0	0- 0				
0- 0	0- 0	0- 0	NEUTRAL	0- 0	0- 0	0- 0				

RPI 1-25				RPI 26-50				RPI 51-100				RPI 101+				Team's RPI: 336
RPI	S	Opponent	Score	RPI	S	Opponent	Score	RPI	S	Opponent	Score	RPI	S	Opponent	Score	
								100	H	Indiana St.	81 88	149	A	East Carolina	47 59	
												173	A	UNCW	55 77	
												297	H	Incarnate Word	74 63	
												303	A	UC Santa Barbara	55 66	
												348	H	LIU Brooklyn	65 62	

LAST 12 Division I GAMES:																
				100	H	Indiana St.	81 88	303	A	UC Santa Barbara	55 66					
				173	A	UNCW	55 77	348	H	LIU Brooklyn	65 62					
				149	A	East Carolina	47 59									
				297	H	Incarnate Word	74 63									

Non-Div I Games:

Grand Canyon

■ Loss,
 ■ Non-Conf, S Site,
 ■ Home
 ■ Away
 N Neutral

Average RPI	Win:	86	WON-LOST	WINNING	LAST 10	STRENGTH OF	OPP. STRENGTH	TEAM	ADJ.	CONF.	ADJ CONF.
Average RPI	Loss:	35	RECORD	PCT. RANK	GAMES	SCHEDULE	OF SCHEDULE	RPI	RPI	RPI	RPI
DIV. I ONLY		3- 4		188	0- 1	20	21	47	47	13	13
DIV. I NON-CONF.		3- 4		188	0- 1	20	21	47	47	13	13

TOTALS	RPI 1-25		RPI 26-50		W-L RECORDS	RPI 51-100		RPI 101-150		RPI 150+	
3- 4	0- 2		0- 0		OVERALL	2- 2		1- 0		0- 0	
2- 1	0- 0		0- 0		HOME	1- 1		1- 0		0- 0	
1- 3	0- 2		0- 0		AWAY	1- 1		0- 0		0- 0	
0- 0	0- 0		0- 0		NEUTRAL	0- 0		0- 0		0- 0	
3- 4	0- 2		0- 0		NON-CONFERENCE	2- 2		1- 0		0- 0	
2- 1	0- 0		0- 0		HOME	1- 1		1- 0		0- 0	
1- 3	0- 2		0- 0		AWAY	1- 1		0- 0		0- 0	
0- 0	0- 0		0- 0		NEUTRAL	0- 0		0- 0		0- 0	
0- 0	0- 0		0- 0		CONFERENCE	0- 0		0- 0		0- 0	
0- 0	0- 0		0- 0		HOME	0- 0		0- 0		0- 0	
0- 0	0- 0		0- 0		AWAY	0- 0		0- 0		0- 0	
0- 0	0- 0		0- 0		NEUTRAL	0- 0		0- 0		0- 0	

RPI 1-25				RPI 26-50				RPI 51-100				RPI 101+			
RPI	S	Opponent	Score	RPI	S	Opponent	Score	RPI	S	Opponent	Score	RPI	S	Opponent	Score
11	A	South Dakota St.	47 77					52	H	Northwestern	55 57	130	H	Dayton	51 35
17	A	South Dakota	49 55					56	H	Maine	70 39				
								59	A	DePaul	64 73				
								71	A	Missouri	56 49				

LAST 12 Division I GAMES:															
17	A	South Dakota	49 55	130	H	Dayton	51 35	56	H	Maine	70 39				
11	A	South Dakota St.	47 77	52	H	Northwestern	55 57	71	A	Missouri	56 49				
				59	A	DePaul	64 73								
				52	H	Northwestern	55 57								

Non-Div I Games:

Green Bay

Average RPI Win: 206
Average RPI Loss: 103

WON-LOST
RECORD

WINNING
PCT. RANK

LAST 10
GAMES

STRENGTH OF
SCHEDULE

OPP. STRENGTH
OF SCHEDULE

TEAM
RPI

ADJ.
RPI

CONF.
RPI

ADJ CONF.
RPI

DIV. I ONLY	3- 3	155	0- 1	110	111	158	158	30	30
DIV. I NON-CONF.	3- 3	155	0- 1	110	111	158	158	30	30
TOTALS	RPI 1-25	RPI 26-50	W-L RECORDS	RPI 51-100	RPI 101-150	RPI 150+			
3- 3	0- 1	0- 0	OVERALL	0- 0	1- 1	2- 1			
2- 2	0- 0	0- 0	HOME	0- 0	1- 1	1- 1			
1- 1	0- 1	0- 0	AWAY	0- 0	0- 0	1- 0			
0- 0	0- 0	0- 0	NEUTRAL	0- 0	0- 0	0- 0			
3- 3	0- 1	0- 0	NON-CONFERENCE	0- 0	1- 1	2- 1			
2- 2	0- 0	0- 0	HOME	0- 0	1- 1	1- 1			
1- 1	0- 1	0- 0	AWAY	0- 0	0- 0	1- 0			
0- 0	0- 0	0- 0	NEUTRAL	0- 0	0- 0	0- 0			
0- 0	0- 0	0- 0	CONFERENCE	0- 0	0- 0	0- 0			
0- 0	0- 0	0- 0	HOME	0- 0	0- 0	0- 0			
0- 0	0- 0	0- 0	AWAY	0- 0	0- 0	0- 0			
0- 0	0- 0	0- 0	NEUTRAL	0- 0	0- 0	0- 0			

RPI 1-25				RPI 26-50				RPI 51-100				RPI 101+ Team's RPI: 158			
RPI	S	Opponent	Score	RPI	S	Opponent	Score	RPI	S	Opponent	Score	RPI	S	Opponent	Score
4	A	NC State	51 83									106	H	Chattanooga	50 58
												135	H	James Madison	72 65
												198	H	Elon	62 77
												239	H	Samford	64 57
												244	A	Fla. Atlantic	72 68
LAST 12 Division I GAMES:															
198	H	Elon	62 77	4	A	NC State	51 83								
239	H	Samford	64 57												
135	H	James Madison	72 65												
106	H	Chattanooga	50 58												
244	A	Fla. Atlantic	72 68												

Non-Div I Games:

Hampton

Average RPI	Win:	228	WON-LOST	WINNING	LAST 10	STRENGTH OF	OPP. STRENGTH	TEAM	ADJ.	CONF.	ADJ CONF.
Average RPI	Loss:	78	RECORD	PCT. RANK	GAMES	SCHEDULE	OF SCHEDULE	RPI	RPI	RPI	RPI
DIV. I ONLY		3- 5		217	0- 1	60	182	169	169	23	23
DIV. I NON-CONF.		3- 5		217	0- 1	60	182	169	169	23	23

TOTALS	RPI 1-25		RPI 26-50		W-L RECORDS	RPI 51-100		RPI 101-150		RPI 150+	
3- 5	0- 2		0- 0		OVERALL	0- 2		0- 0		3- 1	
3- 0	0- 0		0- 0		HOME	0- 0		0- 0		3- 0	
0- 3	0- 1		0- 0		AWAY	0- 2		0- 0		0- 0	
0- 2	0- 1		0- 0		NEUTRAL	0- 0		0- 0		0- 1	
3- 5	0- 2		0- 0		NON-CONFERENCE	0- 2		0- 0		3- 1	
3- 0	0- 0		0- 0		HOME	0- 0		0- 0		3- 0	
0- 3	0- 1		0- 0		AWAY	0- 2		0- 0		0- 0	
0- 2	0- 1		0- 0		NEUTRAL	0- 0		0- 0		0- 1	
0- 0	0- 0		0- 0		CONFERENCE	0- 0		0- 0		0- 0	
0- 0	0- 0		0- 0		HOME	0- 0		0- 0		0- 0	
0- 0	0- 0		0- 0		AWAY	0- 0		0- 0		0- 0	
0- 0	0- 0		0- 0		NEUTRAL	0- 0		0- 0		0- 0	

RPI 1-25				RPI 26-50				RPI 51-100				RPI 101+ Team's RPI: 169			
RPI	S	Opponent	Score	RPI	S	Opponent	Score	RPI	S	Opponent	Score	RPI	S	Opponent	Score
10	N	Louisville	69 86					69	A	New Mexico	65 72	157	H	Harvard	73 60
12	A	Miami (FL)	62 75					70	A	Villanova	41 59	189	H	William & Mary	50 45
												230	N	Southern Ill.	50 72
												339	H	Morgan St.	80 59
LAST 12 Division I GAMES:															
69	A	New Mexico	65 72	12	A	Miami (FL)	62 75	189	H	William & Mary	50 45				
70	A	Villanova	41 59					10	N	Louisville	69 86				
								230	N	Southern Ill.	50 72				
								157	H	Harvard	73 60				
								339	H	Morgan St.	80 59				

Non-Div I Games:

Hartford

Average RPI	Win:	232	WON-LOST	WINNING	LAST 10	STRENGTH OF	OPP. STRENGTH	TEAM	ADJ.	CONF.	ADJ CONF.
Average RPI	Loss:	67	RECORD	PCT. RANK	GAMES	SCHEDULE	OF SCHEDULE	RPI	RPI	RPI	RPI

DIV. I ONLY	4- 5	182	1- 0	177	27	157	157	18	18
DIV. I NON-CONF.	4- 5	182	1- 0	177	27	157	157	18	18
<hr/>									
TOTALS	RPI 1-25	RPI 26-50	W-L RECORDS	RPI 51-100	RPI 101-150	RPI 150+			
4- 5	0- 1	0- 1	OVERALL	0- 2	1- 0	3- 1			
1- 2	0- 0	0- 1	HOME	0- 1	0- 0	1- 0			
2- 3	0- 1	0- 0	AWAY	0- 1	1- 0	1- 1			
1- 0	0- 0	0- 0	NEUTRAL	0- 0	0- 0	1- 0			
4- 5	0- 1	0- 1	NON-CONFERENCE	0- 2	1- 0	3- 1			
1- 2	0- 0	0- 1	HOME	0- 1	0- 0	1- 0			
2- 3	0- 1	0- 0	AWAY	0- 1	1- 0	1- 1			
1- 0	0- 0	0- 0	NEUTRAL	0- 0	0- 0	1- 0			
0- 0	0- 0	0- 0	CONFERENCE	0- 0	0- 0	0- 0			
0- 0	0- 0	0- 0	HOME	0- 0	0- 0	0- 0			
0- 0	0- 0	0- 0	AWAY	0- 0	0- 0	0- 0			
0- 0	0- 0	0- 0	NEUTRAL	0- 0	0- 0	0- 0			

RPI	S	Opponent	Score	RPI	S	Opponent	Score	RPI	S	Opponent	Score	RPI	S	Opponent	Score	Team's RPI: 157
1	A	Notre Dame	58 103	30	H	Qui nni pi ac	67 72	56	H	Mai ne	60 67	123	A	CSUN	75 55	
								80	A	Purdue	65 66	169	A	Hartford	60 73	
												245	N	Jacksonville St.	69 62	
												253	A	Si ena	73 54	
												305	H	La Salle	88 43	
LAST 12 Division I GAMES:																
123	A	CSUN	75 55	253	A	Si ena	73 54	56	H	Mai ne	60 67	305	H	La Salle	88 43	
30	H	Qui nni pi ac	67 72	80	A	Purdue	65 66	1	A	Notre Dame	58 103					
245	N	Jacksonville St.	69 62													
169	A	Hartford	60 73													

Non-Div I Games:

Harvard

Average RPI Win: 219
Average RPI Loss: 108

WON-LOST
RECORD

WINNING
PCT. RANK

LAST 10
GAMES

STRENGTH OF
SCHEDULE

OPP. STRENGTH
OF SCHEDULE

TEAM
RPI

ADJ.
RPI

CONF.
RPI

ADJ CONF.
RPI

DIV. I ONLY	2- 7	286	1- 0	122	117	267	267	17	17
DIV. I NON-CONF.	2- 7	286	1- 0	122	117	267	267	17	17
TOTALS	RPI 1-25	RPI 26-50	W-L RECORDS	RPI 51-100	RPI 101-150	RPI 150+			
2- 7	0- 1	0- 0	OVERALL	0- 2	0- 3	2- 1			
2- 5	0- 1	0- 0	HOME	0- 2	0- 2	2- 0			
0- 2	0- 0	0- 0	AWAY	0- 0	0- 1	0- 1			
0- 0	0- 0	0- 0	NEUTRAL	0- 0	0- 0	0- 0			
2- 7	0- 1	0- 0	NON-CONFERENCE	0- 2	0- 3	2- 1			
2- 5	0- 1	0- 0	HOME	0- 2	0- 2	2- 0			
0- 2	0- 0	0- 0	AWAY	0- 0	0- 1	0- 1			
0- 0	0- 0	0- 0	NEUTRAL	0- 0	0- 0	0- 0			
0- 0	0- 0	0- 0	CONFERENCE	0- 0	0- 0	0- 0			
0- 0	0- 0	0- 0	HOME	0- 0	0- 0	0- 0			
0- 0	0- 0	0- 0	AWAY	0- 0	0- 0	0- 0			
0- 0	0- 0	0- 0	NEUTRAL	0- 0	0- 0	0- 0			

RPI 1-25				RPI 26-50				RPI 51-100				RPI 101+ Team's RPI: 267			
RPI	S	Opponent	Score	RPI	S	Opponent	Score	RPI	S	Opponent	Score	RPI	S	Opponent	Score
21	H	Stanford	59 81					66	H	Portland	65 72	102	H	Pepperdi ne	64 65
								92	H	FGCU	67 73	121	H	Ameri can	57 69
												145	A	San Di ego	50 58
												191	H	Idaho	69 61
												207	A	San Di ego St.	57 58
												247	H	Seattle U	67 51
LAST 12 Division I GAMES:															
				92	H	FGCU	67 73	191	H	Idaho	69 61				
				121	H	Ameri can	57 69	21	H	Stanford	59 81				
				247	H	Seattle U	67 51	102	H	Pepperdi ne	64 65				
				66	H	Portland	65 72								
				145	A	San Di ego	50 58								
				207	A	San Di ego St.	57 58								

Non-Div I Games:

Hawai i

Loss, Non-Conf, S Site, H Home A Away N Neutral

Average RPI Win: 336		WON-LOST	WINNING	LAST 10	STRENGTH OF		OPP. STRENGTH	TEAM	ADJ.	CONF.	ADJ CONF.
Average RPI Loss: 127		RECORD	PCT. RANK	GAMES	SCHEDULE		OF SCHEDULE	RPI	RPI	RPI	RPI
DIV. I ONLY		2- 4	234	0- 1	223		291	274	274	30	30
DIV. I NON-CONF.		2- 4	234	0- 1	223		291	274	274	30	30

TOTALS		RPI 1-25		RPI 26-50	W-L RECORDS		RPI 51-100	RPI 101-150		RPI 150+	
2- 4		0- 1		0- 0	OVERALL		0- 1	0- 1		2- 1	
2- 0		0- 0		0- 0	HOME		0- 0	0- 0		2- 0	
0- 4		0- 1		0- 0	AWAY		0- 1	0- 1		0- 1	
0- 0		0- 0		0- 0	NEUTRAL		0- 0	0- 0		0- 0	
2- 4		0- 1		0- 0	NON-CONFERENCE		0- 1	0- 1		2- 1	
2- 0		0- 0		0- 0	HOME		0- 0	0- 0		2- 0	
0- 4		0- 1		0- 0	AWAY		0- 1	0- 1		0- 1	
0- 0		0- 0		0- 0	NEUTRAL		0- 0	0- 0		0- 0	
0- 0		0- 0		0- 0	CONFERENCE		0- 0	0- 0		0- 0	
0- 0		0- 0		0- 0	HOME		0- 0	0- 0		0- 0	
0- 0		0- 0		0- 0	AWAY		0- 0	0- 0		0- 0	
0- 0		0- 0		0- 0	NEUTRAL		0- 0	0- 0		0- 0	

RPI 1-25				RPI 26-50				RPI 51-100				RPI 101+ Team's RPI: 274			
RPI	S	Opponent	Score	RPI	S	Opponent	Score	RPI	S	Opponent	Score	RPI	S	Opponent	Score
19	A	Kentucky	49 71					67	A	Clemson	64 83	115	A	Miami (OH)	55 68
												306	A	Davison	62 71
												329	H	UNC Greensboro	82 75
												343	H	N.C. Central	80 69
LAST 12 Division I GAMES:															
				343	H	N.C. Central	80 69	67	A	Clemson	64 83				
								329	H	UNC Greensboro	82 75				
								306	A	Davison	62 71				
								115	A	Miami (OH)	55 68				
								19	A	Kentucky	49 71				

Non-Div I Games: Greensboro 102 50 Mars Hill 86 36

High Point

Average RPI Win:	241	WON-LOST	WINNING	LAST 10	STRENGTH OF	OPP. STRENGTH	TEAM	ADJ.	CONF.	ADJ CONF.
Average RPI Loss:	168	RECORD	PCT. RANK	GAMES	SCHEDULE	OF SCHEDULE	RPI	RPI	RPI	RPI

DIV. I ONLY	3- 6	234	0- 1	276	155	281	281	14	14
DIV. I NON-CONF.	3- 6	234	0- 1	276	155	281	281	14	14
TOTALS	RPI 1-25	RPI 26-50	W-L RECORDS	RPI 51-100	RPI 101-150	RPI 150+			
3- 6	0- 0	0- 0	OVERALL	0- 1	0- 2	3- 3			
1- 2	0- 0	0- 0	HOME	0- 0	0- 0	1- 2			
1- 2	0- 0	0- 0	AWAY	0- 1	0- 1	1- 0			
1- 2	0- 0	0- 0	NEUTRAL	0- 0	0- 1	1- 1			
3- 6	0- 0	0- 0	NON-CONFERENCE	0- 1	0- 2	3- 3			
1- 2	0- 0	0- 0	HOME	0- 0	0- 0	1- 2			
1- 2	0- 0	0- 0	AWAY	0- 1	0- 1	1- 0			
1- 2	0- 0	0- 0	NEUTRAL	0- 0	0- 1	1- 1			
0- 0	0- 0	0- 0	CONFERENCE	0- 0	0- 0	0- 0			
0- 0	0- 0	0- 0	HOME	0- 0	0- 0	0- 0			
0- 0	0- 0	0- 0	AWAY	0- 0	0- 0	0- 0			
0- 0	0- 0	0- 0	NEUTRAL	0- 0	0- 0	0- 0			

RPI S Opponent	RPI S Opponent	RPI S Opponent	RPI S Opponent	Team's RPI: 281
RPI 1-25	RPI 26-50	RPI 51-100	RPI 101+	
Score	Score	Score	Score	
88 A Stony Brook	49 77	119 N Marist	57 71	
		134 A Holy Cross	66 72	
		152 N Wright St.	64 93	
		223 H Sacred Heart	64 70	
		232 A St. Bonaventure	67 59	
		233 H Iona	74 49	
		258 N Stetson	53 50	
		289 H Col umbi a	63 65	
LAST 12 Division I GAMES:				
134 A Holy Cross	66 72	232 A St. Bonaventure	67 59	
223 H Sacred Heart	64 70	88 A Stony Brook	49 77	
258 N Stetson	53 50	289 H Col umbi a	63 65	
119 N Marist	57 71	233 H Iona	74 49	
152 N Wright St.	64 93			

Non-Div I Games:

Hofstra

Average RPI Win: 260		WON-LOST		WINNING		LAST 10		STRENGTH OF		OPP. STRENGTH		TEAM		ADJ.		CONF.		ADJ CONF.	
Average RPI Loss: 151		RECORD		PCT. RANK		GAMES		SCHEDULE		OF SCHEDULE		RPI		RPI		RPI		RPI	
DIV. I ONLY		6- 2		64		1- 0		193		266		134		134		21		21	
DIV. I NON-CONF.		6- 2		64		1- 0		193		266		134		134		21		21	
TOTALS		RPI 1-25		RPI 26-50		W-L RECORDS		RPI 51-100		RPI 101-150		RPI 150+							
6- 2		0- 0		0- 0		OVERALL		1- 1		0- 0		5- 1							
4- 1		0- 0		0- 0		HOME		1- 0		0- 0		3- 1							
2- 1		0- 0		0- 0		AWAY		0- 1		0- 0		2- 0							
0- 0		0- 0		0- 0		NEUTRAL		0- 0		0- 0		0- 0							
6- 2		0- 0		0- 0		NON-CONFERENCE		1- 1		0- 0		5- 1							
4- 1		0- 0		0- 0		HOME		1- 0		0- 0		3- 1							
2- 1		0- 0		0- 0		AWAY		0- 1		0- 0		2- 0							
0- 0		0- 0		0- 0		NEUTRAL		0- 0		0- 0		0- 0							
0- 0		0- 0		0- 0		CONFERENCE		0- 0		0- 0		0- 0							
0- 0		0- 0		0- 0		HOME		0- 0		0- 0		0- 0							
0- 0		0- 0		0- 0		AWAY		0- 0		0- 0		0- 0							
0- 0		0- 0		0- 0		NEUTRAL		0- 0		0- 0		0- 0							

RPI 1-25				RPI 26-50				RPI 51-100				RPI 101+ Team's RPI: 134					
RPI	S	Opponent	Score	RPI	S	Opponent	Score	RPI	S	Opponent	Score	RPI	S	Opponent	Score		
								75	A	Boston College	63	89	227	H	Brown	85	89
								83	H	Rhode Island	73	65	275	A	Vermont	65	40
													281	H	Hofstra	72	66
													286	H	Rider	71	61
													298	H	UMass Lowell	63	54
													337	A	Albany (NY)	56	50

LAST 12 Division I GAMES:																	
				275	A	Vermont	65	40	281	H	Hofstra	72	66				
				337	A	Albany (NY)	56	50	298	H	UMass Lowell	63	54				
				83	H	Rhode Island	73	65									
				227	H	Brown	85	89									
				75	A	Boston College	63	89									
				286	H	Rider	71	61									

Non-Div I Games:

Holy Cross

H
o
u
s
t
o
n

Houston				Through Games Of Dec. 5, 2018																				
Average RPI Win:		243		WON-LOST RECORD	WINNING PCT. RANK	LAST 10 GAMES	STRENGTH OF SCHEDULE	OPP. STRENGTH OF SCHEDULE	TEAM RPI	ADJ. RPI	CONF. RPI	ADJ CONF. RPI												
Average RPI Loss:		76																						
DIV. I ONLY		4- 5				182		1- 0		92		105		122		122		9		9				
DIV. I NON-CONF.		4- 5				182		1- 0		92		105		122		122		9		9				
TOTALS				RPI 1-25		RPI 26-50		W-L RECORDS		RPI 51-100		RPI 101-150		RPI 150+										
4- 5		0- 1		0- 0		OVERALL		1- 3		0- 1		3- 0												
1- 2		0- 0		0- 0		HOME		1- 2		0- 0		0- 0												
3- 3		0- 1		0- 0		AWAY		0- 1		0- 1		3- 0												
0- 0		0- 0		0- 0		NEUTRAL		0- 0		0- 0		0- 0												
4- 5		0- 1		0- 0		NON-CONFERENCE		1- 3		0- 1		3- 0												
1- 2		0- 0		0- 0		HOME		1- 2		0- 0		0- 0												
3- 3		0- 1		0- 0		AWAY		0- 1		0- 1		3- 0												
0- 0		0- 0		0- 0		NEUTRAL		0- 0		0- 0		0- 0												
0- 0		0- 0		0- 0		CONFERENCE		0- 0		0- 0		0- 0												
0- 0		0- 0		0- 0		HOME		0- 0		0- 0		0- 0												
0- 0		0- 0		0- 0		AWAY		0- 0		0- 0		0- 0												
0- 0		0- 0		0- 0		NEUTRAL		0- 0		0- 0		0- 0												
RPI 1-25				RPI 26-50				RPI 51-100				RPI 101+				Team's RPI: 122								
RPI	S	Opponent	Score	RPI	S	Opponent	Score	RPI	S	Opponent	Score	RPI	S	Opponent	Score									
2	A	Cal i forni a	79 80					69	H	New Mexi co	84 89	140	A	Loui si ana Tech	88 100									
								75	H	Boston Col lege	57 64	289	A	Col umbi a	83 72									
								85	H	Georgi a Tech	95 89	297	A	Incarname Word	79 60									
								92	A	FGCU	71 76	299	A	ETSU	84 77									
LAST 12 Division I GAMES:																								
140	A	Loui si ana Tech	88 100	299	A	ETSU	84 77	92	A	FGCU	71 76	69	H	New Mexi co	84 89									
85	H	Georgi a Tech	95 89					289	A	Col umbi a	83 72	75	H	Boston Col lege	57 64									
2	A	Cal i forni a	79 80					297	A	Incarname Word	79 60													

H
o
u
s
t
o
n

Non-Div I Games:

Houston

Average RPI	Win:	0	WON-LOST	WINNING	LAST 10	STRENGTH OF	OPP. STRENGTH	TEAM	ADJ.	CONF.	ADJ CONF.
Average RPI	Loss:	223	RECORD	PCT. RANK	GAMES	SCHEDULE	OF SCHEDULE	RPI	RPI	RPI	RPI
DIV. I ONLY		0- 3		326	0- 0	140	317	319	319	24	24
DIV. I NON-CONF.		0- 3		326	0- 0	140	317	319	319	24	24

TOTALS	RPI 1-25		RPI 26-50		W-L RECORDS	RPI 51-100		RPI 101-150		RPI 150+	
0- 3	0- 0		0- 0		OVERALL	0- 0		0- 0		0- 3	
0- 0	0- 0		0- 0		HOME	0- 0		0- 0		0- 0	
0- 3	0- 0		0- 0		AWAY	0- 0		0- 0		0- 3	
0- 0	0- 0		0- 0		NEUTRAL	0- 0		0- 0		0- 0	
0- 3	0- 0		0- 0		NON-CONFERENCE	0- 0		0- 0		0- 3	
0- 0	0- 0		0- 0		HOME	0- 0		0- 0		0- 0	
0- 3	0- 0		0- 0		AWAY	0- 0		0- 0		0- 3	
0- 0	0- 0		0- 0		NEUTRAL	0- 0		0- 0		0- 0	
0- 0	0- 0		0- 0		CONFERENCE	0- 0		0- 0		0- 0	
0- 0	0- 0		0- 0		HOME	0- 0		0- 0		0- 0	
0- 0	0- 0		0- 0		AWAY	0- 0		0- 0		0- 0	
0- 0	0- 0		0- 0		NEUTRAL	0- 0		0- 0		0- 0	

RPI 1-25				RPI 26-50				RPI 51-100				RPI 101+ Team's RPI: 319			
RPI	S	Opponent	Score	RPI	S	Opponent	Score	RPI	S	Opponent	Score	RPI	S	Opponent	Score
												194	A	Texas Tech	76 82
												220	A	Wi chi ta St.	50 68
												256	A	North Texas	75 100
LAST 12 Division I GAMES:															
				256	A	North Texas	75 100								
				194	A	Texas Tech	76 82								
				220	A	Wi chi ta St.	50 68								

Non-Div I Games: Howard Payne 93 60 Tex. A&M Int'l 81 48 McMurry 92 41 Southwest (NM) 100 57
Houston Baptist

Average RPI Win: 290

Average RPI Loss: 221

WON-LOST
RECORDWINNING
PCT. RANKLAST 10
GAMESSTRENGTH OF
SCHEDULEOPP. STRENGTH
OF SCHEDULETEAM
RPIADJ.
RPICONF.
RPIADJ CONF.
RPIDIV. I ONLY
DIV. I NON-CONF.5- 2
5- 280
801- 0
1- 0341
341275
275255
255255
25532
3232
32

TOTALS

RPI 1-25

RPI 26-50

W-L RECORDS

RPI 51-100

RPI 101-150

RPI 150+

5- 2
2- 1
3- 1
0- 00- 0
0- 0
0- 0
0- 00- 0
0- 0
0- 0
0- 0OVERALL
HOME
AWAY
NEUTRAL0- 0
0- 0
0- 0
0- 00- 0
0- 0
0- 0
0- 05- 2
2- 1
3- 1
0- 05- 2
2- 1
3- 1
0- 00- 0
0- 0
0- 0
0- 00- 0
0- 0
0- 0
0- 0NON-CONFERENCE
HOME
AWAY
NEUTRAL0- 0
0- 0
0- 0
0- 00- 0
0- 0
0- 0
0- 05- 2
2- 1
3- 1
0- 00- 0
0- 0
0- 0
0- 00- 0
0- 0
0- 0
0- 00- 0
0- 0
0- 0
0- 0CONFERENCE
HOME
AWAY
NEUTRAL0- 0
0- 0
0- 0
0- 00- 0
0- 0
0- 0
0- 00- 0
0- 0
0- 0
0- 0

RPI 1-25

RPI 26-50

RPI 51-100

RPI 101+

Team's RPI: 255

RPI S Opponent Score

RPI S Opponent Score

RPI S Opponent Score

RPI S Opponent Score

159	H	George Mason	73	59
189	A	William & Mary	75	88
253	H	Siena	81	86
301	A	Niagara	68	61
305	A	La Salle	57	54
342	A	Fairleigh Dickinson	79	58
344	H	NJIT	77	57

LAST 12 Division I GAMES:

305 A La Salle 57 54

301	A	Niagara	68	61
159	H	George Mason	73	59
342	A	Fairleigh Dickinson	79	58
253	H	Siena	81	86
189	A	William & Mary	75	88
344	H	NJIT	77	57

Howard

Howard

Non-Div I Games:

Howard

Average RPI Win:	139	WON-LOST	WINNING	LAST 10	STRENGTH OF	OPP. STRENGTH	TEAM	ADJ.	CONF.	ADJ CONF.
Average RPI Loss:	105	RECORD	PCT. RANK	GAMES	SCHEDULE	OF SCHEDULE	RPI	RPI	RPI	RPI
DIV. I ONLY	5- 2	80	1- 0	64	73	28	28	13	13	
DIV. I NON-CONF.	5- 2	80	1- 0	64	73	28	28	13	13	

TOTALS	RPI 1-25	RPI 26-50	W-L RECORDS	RPI 51-100	RPI 101-150	RPI 150+				
5- 2	0- 0	1- 0	OVERALL	2- 1	0- 1	2- 0				
1- 1	0- 0	0- 0	HOME	1- 1	0- 0	0- 0				
3- 1	0- 0	0- 0	AWAY	1- 0	0- 1	2- 0				
1- 0	0- 0	1- 0	NEUTRAL	0- 0	0- 0	0- 0				
5- 2	0- 0	1- 0	NON-CONFERENCE	2- 1	0- 1	2- 0				
1- 1	0- 0	0- 0	HOME	1- 1	0- 0	0- 0				
3- 1	0- 0	0- 0	AWAY	1- 0	0- 1	2- 0				
1- 0	0- 0	1- 0	NEUTRAL	0- 0	0- 0	0- 0				
0- 0	0- 0	0- 0	CONFERENCE	0- 0	0- 0	0- 0				
0- 0	0- 0	0- 0	HOME	0- 0	0- 0	0- 0				
0- 0	0- 0	0- 0	AWAY	0- 0	0- 0	0- 0				
0- 0	0- 0	0- 0	NEUTRAL	0- 0	0- 0	0- 0				

RPI 1-25				RPI 26-50				RPI 51-100				RPI 101+			
RPI	S	Opponent	Score	RPI	S	Opponent	Score	RPI	S	Opponent	Score	RPI	S	Opponent	Score
45	N	VCU	63 61	72	H	UT Martin	73 72	128	A	Wisconsin	64 65				
				82	H	UNI	40 53	214	A	Ole Miss	66 58				
				100	A	Indiana St.	64 59	262	A	UTSA	58 50				
LAST 12 Division I GAMES:															
100	A	Indiana St.	64 59	72	H	UT Martin	73 72								
82	H	UNI	40 53	214	A	Ole Miss	66 58								
45	N	VCU	63 61												
262	A	UTSA	58 50												
128	A	Wisconsin	64 65												

Non-Div I Games: Purdue Northwest 101 40

IUPUI

Average RPI Win:	180	WON-LOST	WINNING	LAST 10	STRENGTH OF	OPP. STRENGTH	TEAM	ADJ.	CONF.	ADJ CONF.
Average RPI Loss:	158	RECORD	PCT. RANK	GAMES	SCHEDULE	OF SCHEDULE	RPI	RPI	RPI	RPI
DIV. I ONLY	3- 4	188	0- 1	220	87	191	191	10	10	
DIV. I NON-CONF.	3- 4	188	0- 1	220	87	191	191	10	10	
<hr/>										
TOTALS	RPI 1-25	RPI 26-50	W-L RECORDS	RPI 51-100	RPI 101-150	RPI 150+				
3- 4	0- 1	0- 0	OVERALL	0- 1	1- 0	2- 2				
2- 0	0- 0	0- 0	HOME	0- 0	1- 0	1- 0				
1- 3	0- 1	0- 0	AWAY	0- 0	0- 0	1- 2				
0- 1	0- 0	0- 0	NEUTRAL	0- 1	0- 0	0- 0				
3- 4	0- 1	0- 0	NON-CONFERENCE	0- 1	1- 0	2- 2				
2- 0	0- 0	0- 0	HOME	0- 0	1- 0	1- 0				
1- 3	0- 1	0- 0	AWAY	0- 0	0- 0	1- 2				
0- 1	0- 0	0- 0	NEUTRAL	0- 1	0- 0	0- 0				
0- 0	0- 0	0- 0	CONFERENCE	0- 0	0- 0	0- 0				
0- 0	0- 0	0- 0	HOME	0- 0	0- 0	0- 0				
0- 0	0- 0	0- 0	AWAY	0- 0	0- 0	0- 0				
0- 0	0- 0	0- 0	NEUTRAL	0- 0	0- 0	0- 0				

RPI	S	Opponent	Score	RPI	S	Opponent	Score	RPI	S	Opponent	Score	RPI	S	Opponent	Score	Team's RPI: 191
21	A	Stanford	71 115					65	N	Boise St.	85 91	123	H	CSUN	88 73	
												194	A	Texas Tech	88 77	
												224	H	San Francisco	70 63	
												267	A	Hawaii	61 69	
												277	A	Long Beach St.	63 70	
<hr/>																
LAST 12 Division I GAMES:																
194	A	Texas Tech	88 77	267	A	Hawaii	61 69	224	H	San Francisco	70 63	277	A	Long Beach St.	63 70	
21	A	Stanford	71 115	65	N	Boise St.	85 91									
123	H	CSUN	88 73													

Non-Div I Games:

Idaho

Average RPI Win: 288		WON-LOST	WINNING	LAST 10	STRENGTH OF		OPP. STRENGTH	TEAM	ADJ.	CONF.	ADJ CONF.
Average RPI Loss: 89		RECORD	PCT. RANK	GAMES	SCHEDULE		OF SCHEDULE	RPI	RPI	RPI	RPI
DIV. I ONLY		2- 4	234	0- 0	28		305	110	110	10	10
DIV. I NON-CONF.		2- 4	234	0- 0	28		305	110	110	10	10

TOTALS		RPI 1-25	RPI 26-50		W-L RECORDS		RPI 51-100	RPI 101-150	RPI 150+		
2- 4		0- 1	0- 0		OVERALL		0- 1	0- 1	2- 1		
0- 0		0- 0	0- 0		HOME		0- 0	0- 0	0- 0		
1- 3		0- 1	0- 0		AWAY		0- 0	0- 1	1- 1		
1- 1		0- 0	0- 0		NEUTRAL		0- 1	0- 0	1- 0		
2- 4		0- 1	0- 0		NON-CONFERENCE		0- 1	0- 1	2- 1		
0- 0		0- 0	0- 0		HOME		0- 0	0- 0	0- 0		
1- 3		0- 1	0- 0		AWAY		0- 0	0- 1	1- 1		
1- 1		0- 0	0- 0		NEUTRAL		0- 1	0- 0	1- 0		
0- 0		0- 0	0- 0		CONFERENCE		0- 0	0- 0	0- 0		
0- 0		0- 0	0- 0		HOME		0- 0	0- 0	0- 0		
0- 0		0- 0	0- 0		AWAY		0- 0	0- 0	0- 0		
0- 0		0- 0	0- 0		NEUTRAL		0- 0	0- 0	0- 0		

RPI 1-25				RPI 26-50				RPI 51-100				RPI 101+ Team's RPI: 110			
RPI	S	Opponent	Score	RPI	S	Opponent	Score	RPI	S	Opponent	Score	RPI	S	Opponent	Score
16	A	Gonzaga	51 70					85	N	Georgi a Tech	51 74	103	A	Ari zona	46 71
												151	A	Utah	60 74
												269	N	Kennesaw St.	60 49
												307	A	Cal i forni a Baptist	72 57
LAST 12 Division I GAMES:															
				85	N	Georgi a Tech	51 74	16	A	Gonzaga	51 70				
				269	N	Kennesaw St.	60 49	103	A	Ari zona	46 71				
				151	A	Utah	60 74	307	A	Cal i forni a Baptist	72 57				

Non-Div I Games: Benedictine Mesa 88 51

Idaho St.

Average RPI Win:	224	WON-LOST	WINNING	LAST 10	STRENGTH OF	OPP. STRENGTH	TEAM	ADJ.	CONF.	ADJ CONF.
Average RPI Loss:	134	RECORD	PCT. RANK	GAMES	SCHEDULE	OF SCHEDULE	RPI	RPI	RPI	RPI
DIV. I ONLY	6- 2	64	1- 0	225	158	132	132	3	3	
DIV. I NON-CONF.	6- 2	64	1- 0	225	158	132	132	3	3	
TOTALS	RPI 1-25	RPI 26-50	W-L RECORDS	RPI 51-100	RPI 101-150	RPI 150+				
6- 2	0- 0	0- 0	OVERALL	1- 1	0- 0	5- 1				
5- 0	0- 0	0- 0	HOME	1- 0	0- 0	4- 0				
1- 1	0- 0	0- 0	AWAY	0- 1	0- 0	1- 0				
0- 1	0- 0	0- 0	NEUTRAL	0- 0	0- 0	0- 1				
6- 2	0- 0	0- 0	NON-CONFERENCE	1- 1	0- 0	5- 1				
5- 0	0- 0	0- 0	HOME	1- 0	0- 0	4- 0				
1- 1	0- 0	0- 0	AWAY	0- 1	0- 0	1- 0				
0- 1	0- 0	0- 0	NEUTRAL	0- 0	0- 0	0- 1				
0- 0	0- 0	0- 0	CONFERENCE	0- 0	0- 0	0- 0				
0- 0	0- 0	0- 0	HOME	0- 0	0- 0	0- 0				
0- 0	0- 0	0- 0	AWAY	0- 0	0- 0	0- 0				
0- 0	0- 0	0- 0	NEUTRAL	0- 0	0- 0	0- 0				

RPI 1-25	RPI 26-50	RPI 51-100	RPI 101+	Team's RPI: 132
RPI S Opponent Score	RPI S Opponent Score	RPI S Opponent Score	RPI S Opponent Score	
		67 A Clemson 67 69	168 H Eastern Mi ch. 72 66	
		100 H Indiana St. 75 57	201 N Sacramento St. 107 109	
			231 H Alabama A&M 88 60	
			261 H Valparaiso 73 54	
			289 H Columbia 76 69	
			293 A Cal Poly 74 51	
LAST 12 Division I GAMES:				
201 N Sacramento St. 107 109	100 H Indiana St. 75 57	168 H Eastern Mi ch. 72 66		
293 A Cal Poly 74 51	67 A Clemson 67 69			
289 H Columbia 76 69				
261 H Valparaiso 73 54				
231 H Alabama A&M 88 60				

Non-Div I Games:

Average RPI Win: 239		WON-LOST RECORD	WINNING PCT. RANK	LAST 10 GAMES	STRENGTH OF SCHEDULE	OPP. STRENGTH OF SCHEDULE	TEAM RPI	ADJ. RPI	CONF. RPI	ADJ CONF. RPI
Average RPI Loss: 175										
DIV. I ONLY		3- 4	188	1- 0	292	225	276	276	16	16
DIV. I NON-CONF.		3- 4	188	1- 0	292	225	276	276	16	16
TOTALS		RPI 1-25	RPI 26-50	W-L RECORDS		RPI 51-100	RPI 101-150	RPI 150+		
3- 4	0- 0		0- 0	OVERALL		0- 1	1- 0	2- 3		
3- 0	0- 0		0- 0	HOME		0- 0	1- 0	2- 0		
0- 4	0- 0		0- 0	AWAY		0- 1	0- 0	0- 3		
0- 0	0- 0		0- 0	NEUTRAL		0- 0	0- 0	0- 0		
3- 4	0- 0		0- 0	NON-CONFERENCE		0- 1	1- 0	2- 3		
3- 0	0- 0		0- 0	HOME		0- 0	1- 0	2- 0		
0- 4	0- 0		0- 0	AWAY		0- 1	0- 0	0- 3		
0- 0	0- 0		0- 0	NEUTRAL		0- 0	0- 0	0- 0		
0- 0	0- 0		0- 0	CONFERENCE		0- 0	0- 0	0- 0		
0- 0	0- 0		0- 0	HOME		0- 0	0- 0	0- 0		
0- 0	0- 0		0- 0	AWAY		0- 0	0- 0	0- 0		
0- 0	0- 0		0- 0	NEUTRAL		0- 0	0- 0	0- 0		

RPI 1-25				RPI 26-50				RPI 51-100				RPI 101+				Team's RPI: 276	
RPI	S	Opponent	Score	RPI	S	Opponent	Score	RPI	S	Opponent	Score	RPI	S	Opponent	Score		
								99	A	Butler	56	58	143	H	North Dakota	67	55
													168	A	Eastern Mich.	41	50
													199	A	SIUE	61	68
													229	H	Oakland	62	56
													235	A	Cleveland St.	63	67
													346	H	Austin Peay	61	49
LAST 12 Division I GAMES:																	
				346	H	Austin Peay	61	49	229	H	Oakland	62	56				
									99	A	Butler	56	58				
									235	A	Cleveland St.	63	67				
									168	A	Eastern Mich.	41	50				
									143	H	North Dakota	67	55				
									199	A	SIUE	61	68				

Non-Div I Games:

Illinois St.

Average RPI Win: 0		Medianate won: 0		WON-LOST		WINNING		LAST 10		STRENGTH OF		OPP. STRENGTH		TEAM		ADJ.		CONF.		ADJ CONF.	
Average RPI Loss: 147				RECORD		PCT. RANK		GAMES		SCHEDULE		OF SCHEDULE		RPI		RPI		RPI		RPI	
DIV. I ONLY		0- 9		326		0- 1		79		249		297		297		24		24			
DIV. I NON-CONF.		0- 9		326		0- 1		79		249		297		297		24		24			

TOTALS		RPI 1-25		RPI 26-50		W-L RECORDS		RPI 51-100		RPI 101-150		RPI 150+									
0- 9		0- 2		0- 1		OVERALL		0- 0		0- 2		0- 4									
0- 3		0- 0		0- 0		HOME		0- 0		0- 1		0- 2									
0- 6		0- 2		0- 1		AWAY		0- 0		0- 1		0- 2									
0- 0		0- 0		0- 0		NEUTRAL		0- 0		0- 0		0- 0									
0- 9		0- 2		0- 1		NON-CONFERENCE		0- 0		0- 2		0- 4									
0- 3		0- 0		0- 0		HOME		0- 0		0- 1		0- 2									
0- 6		0- 2		0- 1		AWAY		0- 0		0- 1		0- 2									
0- 0		0- 0		0- 0		NEUTRAL		0- 0		0- 0		0- 0									
0- 0		0- 0		0- 0		CONFERENCE		0- 0		0- 0		0- 0									
0- 0		0- 0		0- 0		HOME		0- 0		0- 0		0- 0									
0- 0		0- 0		0- 0		AWAY		0- 0		0- 0		0- 0									
0- 0		0- 0		0- 0		NEUTRAL		0- 0		0- 0		0- 0									

RPI 1-25				RPI 26-50				RPI 51-100				RPI 101+ Team's RPI: 297			
RPI	S	Opponent	Score	RPI	S	Opponent	Score	RPI	S	Opponent	Score	RPI	S	Opponent	Score
17	A	South Dakota	43 96	35	A	Arizona St.	43 81					103	A	Arizona	42 84
25	A	Minnesota	39 75									122	H	Houston	60 79
												207	A	San Diego St.	38 81
												215	H	UT Arlington	49 97
												264	H	Weber St.	64 72
												336	A	Grand Canyon	63 74

LAST 12 Division I GAMES:															
25	A	Minnesota	39 75	17	A	South Dakota	43 96								
215	H	UT Arlington	49 97	336	A	Grand Canyon	63 74								
103	A	Arizona	42 84	35	A	Arizona St.	43 81								
264	H	Weber St.	64 72												
207	A	San Diego St.	38 81												
122	H	Houston	60 79												

Non-Div I Games:

Incarnate Word

Average RPI Win:	142	WON-LOST	WINNING	LAST 10	STRENGTH OF	OPP. STRENGTH	TEAM	ADJ.	CONF.	ADJ CONF.
Average RPI Loss:	0	RECORD	PCT. RANK	GAMES	SCHEDULE	OF SCHEDULE	RPI	RPI	RPI	RPI
DIV. I ONLY	8- 0	1	1- 0	156	16	15	15	3	3	
DIV. I NON-CONF.	8- 0	1	1- 0	156	16	15	15	3	3	

TOTALS	RPI 1-25	RPI 26-50	W-L RECORDS	RPI 51-100	RPI 101-150	RPI 150+				
8- 0	0- 0	0- 0	OVERALL	4- 0	0- 0	4- 0				
5- 0	0- 0	0- 0	HOME	2- 0	0- 0	3- 0				
3- 0	0- 0	0- 0	AWAY	2- 0	0- 0	1- 0				
0- 0	0- 0	0- 0	NEUTRAL	0- 0	0- 0	0- 0				
8- 0	0- 0	0- 0	NON-CONFERENCE	4- 0	0- 0	4- 0				
5- 0	0- 0	0- 0	HOME	2- 0	0- 0	3- 0				
3- 0	0- 0	0- 0	AWAY	2- 0	0- 0	1- 0				
0- 0	0- 0	0- 0	NEUTRAL	0- 0	0- 0	0- 0				
0- 0	0- 0	0- 0	CONFERENCE	0- 0	0- 0	0- 0				
0- 0	0- 0	0- 0	HOME	0- 0	0- 0	0- 0				
0- 0	0- 0	0- 0	AWAY	0- 0	0- 0	0- 0				
0- 0	0- 0	0- 0	NEUTRAL	0- 0	0- 0	0- 0				

RPI 1-25				Team's RPI: 15				RPI 26-50				RPI 51-100				RPI 101+			
RPI	S	Opponent	Score	RPI	S	Opponent	Score	RPI	S	Opponent	Score	RPI	S	Opponent	Score	RPI	S	Opponent	Score

Non-Div I Games:

Indiana

Average RPI Win:	266	WON-LOST	WINNING	LAST 10	STRENGTH OF	OPP. STRENGTH	TEAM	ADJ.	CONF.	ADJ CONF.
Average RPI Loss:	87	RECORD	PCT. RANK	GAMES	SCHEDULE	OF SCHEDULE	RPI	RPI	RPI	RPI
DIV. I ONLY	4- 3	131	0- 1	94	289	100	100	16	16	
DIV. I NON-CONF.	4- 3	131	0- 1	94	289	100	100	16	16	

TOTALS	RPI 1-25	RPI 26-50	W-L RECORDS	RPI 51-100	RPI 101-150	RPI 150+				
4- 3	0- 0	0- 1	OVERALL	0- 0	0- 2	4- 0				
0- 1	0- 0	0- 1	HOME	0- 0	0- 0	0- 0				
4- 1	0- 0	0- 0	AWAY	0- 0	0- 1	4- 0				
0- 1	0- 0	0- 0	NEUTRAL	0- 0	0- 1	0- 0				
4- 3	0- 0	0- 1	NON-CONFERENCE	0- 0	0- 2	4- 0				
0- 1	0- 0	0- 1	HOME	0- 0	0- 0	0- 0				
4- 1	0- 0	0- 0	AWAY	0- 0	0- 1	4- 0				
0- 1	0- 0	0- 0	NEUTRAL	0- 0	0- 1	0- 0				
0- 0	0- 0	0- 0	CONFERENCE	0- 0	0- 0	0- 0				
0- 0	0- 0	0- 0	HOME	0- 0	0- 0	0- 0				
0- 0	0- 0	0- 0	AWAY	0- 0	0- 0	0- 0				
0- 0	0- 0	0- 0	NEUTRAL	0- 0	0- 0	0- 0				

RPI	S	Opponent	Score	RPI	S	Opponent	Score	RPI	S	Opponent	Score	RPI	S	Opponent	Score
				28	H	IUPUI	59 64					101	N	UC Irvine	61 77
												132	A	Illinois	57 75
												188	A	Saint Louis	60 56
												217	A	Southeast Mo. St.	62 51
												322	A	Marshall	62 53
												336	A	Grand Canyon	88 81

LAST 12 Division I GAMES:															
				132	A	Illinois	57 75	28	H	IUPUI	59 64				
								217	A	Southeast Mo. St.	62 51				
								101	N	UC Irvine	61 77				
								336	A	Grand Canyon	88 81				
								188	A	Saint Louis	60 56				
								322	A	Marshall	62 53				

Non-Div I Games:

Indiana St.

Average RPI	Win: 225	WON-LOST	WINNING	LAST 10	STRENGTH OF	OPP. STRENGTH	TEAM	ADJ.	CONF.	ADJ CONF.
Average RPI	Loss: 104	RECORD	PCT. RANK	GAMES	SCHEDULE	OF SCHEDULE	RPI	RPI	RPI	RPI
DIV. I ONLY	1- 6	302	0- 1	46	232	233	233	25	25	
DIV. I NON-CONF.	1- 6	302	0- 1	46	232	233	233	25	25	

TOTALS	RPI 1-25	RPI 26-50	W-L RECORDS	RPI 51-100	RPI 101-150	RPI 150+				
1- 6	0- 0	0- 2	OVERALL	0- 3	0- 0	1- 1				
1- 2	0- 0	0- 1	HOME	0- 1	0- 0	1- 0				
0- 4	0- 0	0- 1	AWAY	0- 2	0- 0	0- 1				
0- 0	0- 0	0- 0	NEUTRAL	0- 0	0- 0	0- 0				
1- 6	0- 0	0- 2	NON-CONFERENCE	0- 3	0- 0	1- 1				
1- 2	0- 0	0- 1	HOME	0- 1	0- 0	1- 0				
0- 4	0- 0	0- 1	AWAY	0- 2	0- 0	0- 1				
0- 0	0- 0	0- 0	NEUTRAL	0- 0	0- 0	0- 0				
0- 0	0- 0	0- 0	CONFERENCE	0- 0	0- 0	0- 0				
0- 0	0- 0	0- 0	HOME	0- 0	0- 0	0- 0				
0- 0	0- 0	0- 0	AWAY	0- 0	0- 0	0- 0				
0- 0	0- 0	0- 0	NEUTRAL	0- 0	0- 0	0- 0				

RPI 1-25				RPI 26-50				RPI 51-100				RPI 101+ Team's RPI: 233			
RPI	S	Opponent	Score	RPI	S	Opponent	Score	RPI	S	Opponent	Score	RPI	S	Opponent	Score
				39	A	Bucknell I	43 81	79	A	Kansas	44 75	225	H	George Washington	52 43
				44	H	Central Mich.	39 82	89	H	St. John's (NY)	35 61	281	A	Hofstra	49 74
								90	A	Tol edo	38 84				
LAST 12 Division I GAMES:															
				39	A	Bucknell I	43 81	281	A	Hofstra	49 74				
				44	H	Central Mich.	39 82								
				79	A	Kansas	44 75								
				225	H	George Washi ngton	52 43								
				90	A	Tol edo	38 84								
				89	H	St. John' s (NY)	35 61								

Non-Div I Games:

Iona

Average RPI Win: 207
Average RPI Loss: 28

WON-LOST
RECORD

WINNING
PCT. RANK

LAST 10
GAMES

STRENGTH OF
SCHEDULE

OPP. STRENGTH
OF SCHEDULE

TEAM
RPI

ADJ.
RPI

CONF.
RPI

ADJ CONF.
RPI

DIV. I ONLY	6- 2	64	0- 1	95	62	41	41	3	3
DIV. I NON-CONF.	6- 2	64	0- 1	95	62	41	41	3	3
TOTALS	RPI 1-25	RPI 26-50	W-L RECORDS	RPI 51-100	RPI 101-150	RPI 150+			
6- 2	1- 1	0- 0	OVERALL	0- 1	0- 0	5- 0			
4- 0	1- 0	0- 0	HOME	0- 0	0- 0	3- 0			
1- 1	0- 1	0- 0	AWAY	0- 0	0- 0	1- 0			
1- 1	0- 0	0- 0	NEUTRAL	0- 1	0- 0	1- 0			
6- 2	1- 1	0- 0	NON-CONFERENCE	0- 1	0- 0	5- 0			
4- 0	1- 0	0- 0	HOME	0- 0	0- 0	3- 0			
1- 1	0- 1	0- 0	AWAY	0- 0	0- 0	1- 0			
1- 1	0- 0	0- 0	NEUTRAL	0- 1	0- 0	1- 0			
0- 0	0- 0	0- 0	CONFERENCE	0- 0	0- 0	0- 0			
0- 0	0- 0	0- 0	HOME	0- 0	0- 0	0- 0			
0- 0	0- 0	0- 0	AWAY	0- 0	0- 0	0- 0			
0- 0	0- 0	0- 0	NEUTRAL	0- 0	0- 0	0- 0			

RPI	S	Opponent	Score	RPI	S	Opponent	Score	RPI	S	Opponent	Score	RPI	S	Opponent	Score
1	A	Notre Dame	71 105					54	N	Florida St.	67 71	153	H	Oral Roberts	90 77
6	H	Iowa St.	73 70									181	A	Western Ky.	104 67
												279	N	West Virginia	84 81
												282	H	Robert Morris	92 63
												343	H	N. C. Central	106 39
LAST 12 Division I GAMES:															
343	H	N. C. Central	106 39	54	N	Florida St.	67 71								
181	A	Western Ky.	104 67	6	H	Iowa St.	73 70								
153	H	Oral Roberts	90 77	282	H	Robert Morris	92 63								
				1	A	Notre Dame	71 105								
				279	N	West Virginia	84 81								

Non-Div I Games:

Iowa

Average RPI Win:	115	WON-LOST	WINNING	LAST 10	STRENGTH OF	OPP. STRENGTH	TEAM	ADJ.	CONF.	ADJ CONF.
Average RPI Loss:	29	RECORD	PCT. RANK	GAMES	SCHEDULE	OF SCHEDULE	RPI	RPI	RPI	RPI
DIV. I ONLY	6- 2	64	3- 0	8	106	6	6	5	5	
DIV. I NON-CONF.	6- 2	64	3- 0	8	106	6	6	5	5	

TOTALS	RPI 1-25	RPI 26-50	W-L RECORDS	RPI 51-100	RPI 101-150	RPI 150+				
6- 2	1- 1	1- 1	OVERALL	2- 0	0- 0	2- 0				
5- 0	1- 0	1- 0	HOME	2- 0	0- 0	1- 0				
0- 2	0- 1	0- 1	AWAY	0- 0	0- 0	0- 0				
1- 0	0- 0	0- 0	NEUTRAL	0- 0	0- 0	1- 0				
6- 2	1- 1	1- 1	NON-CONFERENCE	2- 0	0- 0	2- 0				
5- 0	1- 0	1- 0	HOME	2- 0	0- 0	1- 0				
0- 2	0- 1	0- 1	AWAY	0- 0	0- 0	0- 0				
1- 0	0- 0	0- 0	NEUTRAL	0- 0	0- 0	1- 0				
0- 0	0- 0	0- 0	CONFERENCE	0- 0	0- 0	0- 0				
0- 0	0- 0	0- 0	HOME	0- 0	0- 0	0- 0				
0- 0	0- 0	0- 0	AWAY	0- 0	0- 0	0- 0				
0- 0	0- 0	0- 0	NEUTRAL	0- 0	0- 0	0- 0				

RPI	S	Opponent	Score	RPI	S	Opponent	Score	RPI	S	Opponent	Score	RPI	S	Opponent	Score
12	H	Miami (FL)	75 52	33	H	Auburn	67 64	78	H	Arkansas	91 82	168	N	Eastern Mi ch.	85 59
17	A	South Dakota	59 64	41	A	Iowa	70 73	98	H	Northern Ill.	70 60	301	H	Niagara	95 35

LAST 12 Division I GAMES:															
98	H	Northern Ill.	70 60	41	A	Iowa	70 73	78	H	Arkansas	91 82	17	A	South Dakota	59 64
33	H	Auburn	67 64	78	H	Arkansas	91 82	168	N	Eastern Mi ch.	85 59	301	H	Niagara	95 35
12	H	Miami (FL)	75 52												

Non-Div I Games:

Iowa St.

Average RPI	Win: 324	WON-LOST	WINNING	LAST 10	STRENGTH OF	OPP. STRENGTH	TEAM	ADJ.	CONF.	ADJ CONF.
Average RPI	Loss: 207	RECORD	PCT. RANK	GAMES	SCHEDULE	OF SCHEDULE	RPI	RPI	RPI	RPI
DIV. I ONLY	1- 5	293	0- 1	179	350	314	314	26	26	
DIV. I NON-CONF.	1- 5	293	0- 1	179	350	314	314	26	26	

TOTALS	RPI 1-25	RPI 26-50	W-L RECORDS	RPI 51-100	RPI 101-150	RPI 150+				
1- 5	0- 0	0- 1	OVERALL	0- 0	0- 0	1- 4				
1- 1	0- 0	0- 0	HOME	0- 0	0- 0	1- 1				
0- 4	0- 0	0- 1	AWAY	0- 0	0- 0	0- 3				
0- 0	0- 0	0- 0	NEUTRAL	0- 0	0- 0	0- 0				
1- 5	0- 0	0- 1	NON-CONFERENCE	0- 0	0- 0	1- 4				
1- 1	0- 0	0- 0	HOME	0- 0	0- 0	1- 1				
0- 4	0- 0	0- 1	AWAY	0- 0	0- 0	0- 3				
0- 0	0- 0	0- 0	NEUTRAL	0- 0	0- 0	0- 0				
0- 0	0- 0	0- 0	CONFERENCE	0- 0	0- 0	0- 0				
0- 0	0- 0	0- 0	HOME	0- 0	0- 0	0- 0				
0- 0	0- 0	0- 0	AWAY	0- 0	0- 0	0- 0				
0- 0	0- 0	0- 0	NEUTRAL	0- 0	0- 0	0- 0				

RPI 1-25				RPI 26-50				RPI 51-100				RPI 101+ Team's RPI: 314			
RPI	S	Opponent	Score	RPI	S	Opponent	Score	RPI	S	Opponent	Score	RPI	S	Opponent	Score
				48	A	Mississippi St.	38 105					163	H	Southeastern La.	45 50
												215	A	UT Arlington	63 99
												295	A	Memphis	67 68
												312	A	Louisiana	61 68
												324	H	Central Ark.	65 56
LAST 12 Division I GAMES:															
				48	A	Mississippi St.	38 105	163	H	Southeastern La.	45 50				
				312	A	Louisiana	61 68								
				324	H	Central Ark.	65 56								
				215	A	UT Arlington	63 99								
				295	A	Memphis	67 68								

Non-Div I Games:

Jackson St.

Average RPI Win:	348	WON-LOST	WINNING	LAST 10	STRENGTH OF	OPP. STRENGTH	TEAM	ADJ.	CONF.	ADJ CONF.
Average RPI Loss:	116	RECORD	PCT. RANK	GAMES	SCHEDULE	OF SCHEDULE	RPI	RPI	RPI	RPI
DIV. I ONLY	2- 5	249	0- 1	256	280	268	268	28	28	
DIV. I NON-CONF.	2- 5	249	0- 1	256	280	268	268	28	28	

TOTALS	RPI 1-25	RPI 26-50	W-L RECORDS	RPI 51-100	RPI 101-150	RPI 150+				
2- 5	0- 0	0- 1	OVERALL	0- 1	0- 2	2- 1				
0- 1	0- 0	0- 0	HOME	0- 0	0- 0	0- 1				
2- 3	0- 0	0- 0	AWAY	0- 1	0- 2	2- 0				
0- 1	0- 0	0- 1	NEUTRAL	0- 0	0- 0	0- 0				
2- 5	0- 0	0- 1	NON-CONFERENCE	0- 1	0- 2	2- 1				
0- 1	0- 0	0- 0	HOME	0- 0	0- 0	0- 1				
2- 3	0- 0	0- 0	AWAY	0- 1	0- 2	2- 0				
0- 1	0- 0	0- 1	NEUTRAL	0- 0	0- 0	0- 0				
0- 0	0- 0	0- 0	CONFERENCE	0- 0	0- 0	0- 0				
0- 0	0- 0	0- 0	HOME	0- 0	0- 0	0- 0				
0- 0	0- 0	0- 0	AWAY	0- 0	0- 0	0- 0				
0- 0	0- 0	0- 0	NEUTRAL	0- 0	0- 0	0- 0				

RPI 1-25				RPI 26-50				RPI 51-100				RPI 101+				Team's RPI: 268
RPI	S	Opponent	Score	RPI	S	Opponent	Score	RPI	S	Opponent	Score	RPI	S	Opponent	Score	
				29	N	Old Dominion	76 78	54	A	Florida St.	46 79	114	A	Penn St.	61 80	
												127	A	Texas A&M	53 73	
												257	H	Bethune-Cookman	56 58	
												345	A	Charleston So.	68 58	
												351	A	Savannah St.	68 58	
LAST 12 Division I GAMES:																
				114	A	Penn St.	61 80	257	H	Bethune-Cookman	56 58					
								345	A	Charleston So.	68 58					
								29	N	Old Dominion	76 78					
								351	A	Savannah St.	68 58					
								54	A	Florida St.	46 79					
								127	A	Texas A&M	53 73					

Non-Div I Games: Webber Int'l 73 39

Jacksonville

Average RPI Win:	290	WON-LOST	WINNING	LAST 10	STRENGTH OF	OPP. STRENGTH	TEAM	ADJ.	CONF.	ADJ CONF.
Average RPI Loss:	191	RECORD	PCT. RANK	GAMES	SCHEDULE	OF SCHEDULE	RPI	RPI	RPI	RPI
DIV. I ONLY	3- 3	155	0- 1	313	252	245	245	22	22	
DIV. I NON-CONF.	3- 3	155	0- 1	313	252	245	245	22	22	

TOTALS	RPI 1-25	RPI 26-50	W-L RECORDS	RPI 51-100	RPI 101-150	RPI 150+				
3- 3	0- 0	0- 0	OVERALL	0- 0	0- 0	3- 3				
0- 0	0- 0	0- 0	HOME	0- 0	0- 0	0- 0				
3- 1	0- 0	0- 0	AWAY	0- 0	0- 0	3- 1				
0- 2	0- 0	0- 0	NEUTRAL	0- 0	0- 0	0- 2				
3- 3	0- 0	0- 0	NON-CONFERENCE	0- 0	0- 0	3- 3				
0- 0	0- 0	0- 0	HOME	0- 0	0- 0	0- 0				
3- 1	0- 0	0- 0	AWAY	0- 0	0- 0	3- 1				
0- 2	0- 0	0- 0	NEUTRAL	0- 0	0- 0	0- 2				
0- 0	0- 0	0- 0	CONFERENCE	0- 0	0- 0	0- 0				
0- 0	0- 0	0- 0	HOME	0- 0	0- 0	0- 0				
0- 0	0- 0	0- 0	AWAY	0- 0	0- 0	0- 0				
0- 0	0- 0	0- 0	NEUTRAL	0- 0	0- 0	0- 0				

RPI 1-25				RPI 26-50				RPI 51-100				RPI 101+ Team's RPI: 245			
RPI	S	Opponent	Score	RPI	S	Opponent	Score	RPI	S	Opponent	Score	RPI	S	Opponent	Score
												157	N	Harvard	62 69
												194	A	Texas Tech	58 71
												214	A	Ole Miss	60 49
												221	N	Washington St.	51 64
												317	A	Lipscomb	58 46
												194	A	Texas Tech	58 71
												340	A	Florida A&M	62 31
LAST 12 Division I GAMES:															
				221	N	Washington St.	51 64								
				214	A	Ole Miss	60 49								
				157	N	Harvard	62 69								
				317	A	Lipscomb	58 46								
				194	A	Texas Tech	58 71								
				340	A	Florida A&M	62 31								

Non-Div I Games: Montevallo 84 52

Jacksonville St.

Average RPI		Winnings	Losses	WON-LOST RECORD	WINNING PCT. RANK	LAST 10 GAMES	STRENGTH OF SCHEDULE	OPP. STRENGTH OF SCHEDULE	TEAM RPI	ADJ. RPI	CONF. RPI	ADJ. CONF. RPI
DIV. I ONLY	220	158		6- 1	35	1- 0	318	71	135	135	14	14
DIV. I NON-CONF.				6- 1	35	1- 0	318	71	135	135	14	14
TOTALS		RPI 1-25			RPI 26-50		W-L RECORDS	RPI 51-100	RPI 101-150		RPI 150+	
6- 1		0- 0			0- 0		OVERALL	0- 0	1- 0		5- 1	
4- 0		0- 0			0- 0		HOME	0- 0	1- 0		3- 0	
2- 1		0- 0			0- 0		AWAY	0- 0	0- 0		2- 1	
0- 0		0- 0			0- 0		NEUTRAL	0- 0	0- 0		0- 0	
6- 1		0- 0			0- 0		NON-CONFERENCE	0- 0	1- 0		5- 1	
4- 0		0- 0			0- 0		HOME	0- 0	1- 0		3- 0	
2- 1		0- 0			0- 0		AWAY	0- 0	0- 0		2- 1	
0- 0		0- 0			0- 0		NEUTRAL	0- 0	0- 0		0- 0	
0- 0		0- 0			0- 0		CONFERENCE	0- 0	0- 0		0- 0	
0- 0		0- 0			0- 0		HOME	0- 0	0- 0		0- 0	
0- 0		0- 0			0- 0		AWAY	0- 0	0- 0		0- 0	
0- 0		0- 0			0- 0		NEUTRAL	0- 0	0- 0		0- 0	

RPI 1-25				RPI 26-50				RPI 51-100				RPI 101+				Team's RPI: 135		
RPI	S	Opponent	Score	RPI	S	Opponent	Score	RPI	S	Opponent	Score	RPI	S	Opponent	Score			
												130	H	Dayton	68	55		
												158	A	Hampton	65	72		
												162	H	Georgetown	69	57		
												195	H	Winthrop	56	39		
												225	H	George Washington	50	37		
												283	A	Liberty	74	53		
												323	A	Delaware St.	103	57		
LAST 12 Division I GAMES:																		
				225	H	George Washington	50	37	130	H	Dayton	68	55	283	A	Liberty	74	53
									195	H	Winthrop	56	39	158	A	Hampton	65	72
									162	H	Georgetown	69	57					
									323	A	Delaware St.	103	57					

Non-Div I Games:

James Madison

Average RPI Win:	175	WON-LOST	WINNING	LAST 10	STRENGTH OF	OPP. STRENGTH	TEAM	ADJ.	CONF.	ADJ CONF.
Average RPI Loss:	126	RECORD	PCT. RANK	GAMES	SCHEDULE	OF SCHEDULE	RPI	RPI	RPI	RPI
DIV. I ONLY	6- 1	35	0- 1	275	37	79	79	5	5	
DIV. I NON-CONF.	6- 1	35	0- 1	275	37	79	79	5	5	

TOTALS	RPI 1-25	RPI 26-50	W-L RECORDS	RPI 51-100	RPI 101-150	RPI 150+				
6- 1	0- 0	1- 0	OVERALL	0- 0	0- 1	5- 0				
5- 0	0- 0	0- 0	HOME	0- 0	0- 0	5- 0				
1- 1	0- 0	1- 0	AWAY	0- 0	0- 1	0- 0				
0- 0	0- 0	0- 0	NEUTRAL	0- 0	0- 0	0- 0				
6- 1	0- 0	1- 0	NON-CONFERENCE	0- 0	0- 1	5- 0				
5- 0	0- 0	0- 0	HOME	0- 0	0- 0	5- 0				
1- 1	0- 0	1- 0	AWAY	0- 0	0- 1	0- 0				
0- 0	0- 0	0- 0	NEUTRAL	0- 0	0- 0	0- 0				
0- 0	0- 0	0- 0	CONFERENCE	0- 0	0- 0	0- 0				
0- 0	0- 0	0- 0	HOME	0- 0	0- 0	0- 0				
0- 0	0- 0	0- 0	AWAY	0- 0	0- 0	0- 0				
0- 0	0- 0	0- 0	NEUTRAL	0- 0	0- 0	0- 0				

RPI 1-25				RPI 26-50				RPI 51-100				Team's RPI: 79				RPI 101+			
RPI	S	Opponent	Score	RPI	S	Opponent	Score	RPI	S	Opponent	Score	RPI	S	Opponent	Score	RPI	S	Opponent	Score
				40	A	LSU	68 61					126	A	Nebraska	52 58				
												153	H	Oral Roberts	70 58				
												159	H	George Mason	77 56				
												231	H	Alabama A&M	65 54				
												233	H	Iona	75 44				
												236	H	UMKC	67 55				
LAST 12 Division I GAMES:																			
				126	A	Nebraska	52 58					153	H	Oral Roberts	70 58				
				40	A	LSU	68 61					236	H	UMKC	67 55				
				233	H	Iona	75 44												
				159	H	George Mason	77 56												
				231	H	Alabama A&M	65 54												

Non-Div I Games:

Kansas

Average RPI	Win:	200	WON-LOST	WINNING	LAST 10	STRENGTH OF	OPP. STRENGTH	TEAM	ADJ.	CONF.	ADJ CONF.
Average RPI	Loss:	37	RECORD	PCT. RANK	GAMES	SCHEDULE	OF SCHEDULE	RPI	RPI	RPI	RPI
DIV. I ONLY		6- 2		64	1- 0	218	52	131	131	5	5
DIV. I NON-CONF.		6- 2		64	1- 0	218	52	131	131	5	5

TOTALS	RPI 1-25		RPI 26-50		W-L RECORDS	RPI 51-100		RPI 101-150		RPI 150+	
6- 2	0- 1		1- 0		OVERALL	0- 1		0- 0		5- 0	
5- 0	0- 0		1- 0		HOME	0- 0		0- 0		4- 0	
0- 0	0- 0		0- 0		AWAY	0- 0		0- 0		0- 0	
1- 2	0- 1		0- 0		NEUTRAL	0- 1		0- 0		1- 0	
6- 2	0- 1		1- 0		NON-CONFERENCE	0- 1		0- 0		5- 0	
5- 0	0- 0		1- 0		HOME	0- 0		0- 0		4- 0	
0- 0	0- 0		0- 0		AWAY	0- 0		0- 0		0- 0	
1- 2	0- 1		0- 0		NEUTRAL	0- 1		0- 0		1- 0	
0- 0	0- 0		0- 0		CONFERENCE	0- 0		0- 0		0- 0	
0- 0	0- 0		0- 0		HOME	0- 0		0- 0		0- 0	
0- 0	0- 0		0- 0		AWAY	0- 0		0- 0		0- 0	
0- 0	0- 0		0- 0		NEUTRAL	0- 0		0- 0		0- 0	

RPI 1-25				RPI 26-50				RPI 51-100				RPI 101+ Team's RPI: 131			
RPI	S	Opponent	Score	RPI	S	Opponent	Score	RPI	S	Opponent	Score	RPI	S	Opponent	Score
14	N	Syracuse	61 70	31	H	Lamar University	73 55	59	N	DePaul	59 79	186	H	Vanderbilt	72 61
												206	N	Princeton	80 61
												236	H	UMKC	61 50
												256	H	North Texas	60 42
												287	H	Omaha	61 46
LAST 12 Division I GAMES:															
14	N	Syracuse	61 70	31	H	Lamar University	73 55	186	H	Vanderbilt	72 61				
236	H	UMKC	61 50	206	N	Princeton	80 61	59	N	DePaul	59 79				
256	H	North Texas	60 42												
287	H	Omaha	61 46												

Non-Div I Games:

Kansas St.

Average RPI Win:	242	WON-LOST	WINNING	LAST 10	STRENGTH OF	OPP. STRENGTH	TEAM	ADJ.	CONF.	ADJ CONF.
Average RPI Loss:	149	RECORD	PCT. RANK	GAMES	SCHEDULE	OF SCHEDULE	RPI	RPI	RPI	RPI

DIV. I ONLY	2- 6	265	0- 1	141	236	269	269	28	28
DIV. I NON-CONF.	2- 6	265	0- 1	141	236	269	269	28	28
TOTALS	RPI 1-25	RPI 26-50	W-L RECORDS	RPI 51-100	RPI 101-150	RPI 150+			
2- 6	0- 0	0- 0	OVERALL	0- 1	0- 3	2- 2			
2- 0	0- 0	0- 0	HOME	0- 0	0- 0	2- 0			
0- 3	0- 0	0- 0	AWAY	0- 0	0- 2	0- 1			
0- 3	0- 0	0- 0	NEUTRAL	0- 1	0- 1	0- 1			
2- 6	0- 0	0- 0	NON-CONFERENCE	0- 1	0- 3	2- 2			
2- 0	0- 0	0- 0	HOME	0- 0	0- 0	2- 0			
0- 3	0- 0	0- 0	AWAY	0- 0	0- 2	0- 1			
0- 3	0- 0	0- 0	NEUTRAL	0- 1	0- 1	0- 1			
0- 0	0- 0	0- 0	CONFERENCE	0- 0	0- 0	0- 0			
0- 0	0- 0	0- 0	HOME	0- 0	0- 0	0- 0			
0- 0	0- 0	0- 0	AWAY	0- 0	0- 0	0- 0			
0- 0	0- 0	0- 0	NEUTRAL	0- 0	0- 0	0- 0			

RPI 1-25	RPI 26-50	RPI 51-100	RPI 101+	Team's RPI: 269
RPI S Opponent Score	RPI S Opponent Score	RPI S Opponent Score	RPI S Opponent Score	
		84 N Michigan St. 51 75	110 N Idaho St. 49 60	
			148 A Seton Hall 80 102	
			149 A East Carolina 56 68	
			192 A Mercer 48 64	
			205 H Furman 74 63	
			209 N UMBC 53 57	
			278 H Ga. Southern 78 59	
LAST 12 Division I GAMES:				
192 A Mercer 48 64	84 N Michigan St. 51 75	110 N Idaho St. 49 60		
278 H Ga. Southern 78 59	149 A East Carolina 56 68	205 H Furman 74 63		
	209 N UMBC 53 57	148 A Seton Hall 80 102		

Non-Div I Games: Middle Ga. St. 80 70

Kennesaw St.

Average RPI	Win:	228	WON-LOST	WINNING	LAST 10	STRENGTH OF	OPP. STRENGTH	TEAM	ADJ.	CONF.	ADJ CONF.
Average RPI	Loss:	54	RECORD	PCT. RANK	GAMES	SCHEDULE	OF SCHEDULE	RPI	RPI	RPI	RPI
DIV. I ONLY		3- 4	188	0- 1	153	35	185	185	11	11	
DIV. I NON-CONF.		3- 4	188	0- 1	153	35	185	185	11	11	

TOTALS	RPI 1-25		RPI 26-50		W-L RECORDS	RPI 51-100	RPI 101-150		RPI 150+		
3- 4	0- 1		0- 2		OVERALL	0- 0	1- 0		2- 1		
3- 1	0- 0		0- 1		HOME	0- 0	1- 0		2- 0		
0- 3	0- 1		0- 1		AWAY	0- 0	0- 0		0- 1		
0- 0	0- 0		0- 0		NEUTRAL	0- 0	0- 0		0- 0		
3- 4	0- 1		0- 2		NON-CONFERENCE	0- 0	1- 0		2- 1		
3- 1	0- 0		0- 1		HOME	0- 0	1- 0		2- 0		
0- 3	0- 1		0- 1		AWAY	0- 0	0- 0		0- 1		
0- 0	0- 0		0- 0		NEUTRAL	0- 0	0- 0		0- 0		
0- 0	0- 0		0- 0		CONFERENCE	0- 0	0- 0		0- 0		
0- 0	0- 0		0- 0		HOME	0- 0	0- 0		0- 0		
0- 0	0- 0		0- 0		AWAY	0- 0	0- 0		0- 0		
0- 0	0- 0		0- 0		NEUTRAL	0- 0	0- 0		0- 0		

RPI 1-25				RPI 26-50				RPI 51-100				RPI 101+ Team's RPI: 185			
RPI	S	Opponent	Score	RPI	S	Opponent	Score	RPI	S	Opponent	Score	RPI	S	Opponent	Score
4	A	NC State	61 78	26	A	North Carolina	60 73					120	H	Youngstown St.	62 34
				32	H	Duquesne	72 77					152	A	Wright St.	55 61
												229	H	Oakland	75 65
												335	H	Northern Ky.	62 61

LAST 12 Division I GAMES:															
152	A	Wright St.	55 61	26	A	North Carolina	60 73								
32	H	Duquesne	72 77												
120	H	Youngstown St.	62 34												
229	H	Oakland	75 65												
335	H	Northern Ky.	62 61												
4	A	NC State	61 78												

Non-Div I Games:

Kent St.

Average RPI Win: 137

Average RPI Loss: 0

WON-LOST
RECORDWINNING
PCT. RANKLAST 10
GAMESSTRENGTH OF
SCHEDULEOPP. STRENGTH
OF SCHEDULETEAM
RPIADJ.
RPICONF.
RPIADJ CONF.
RPIDIV. I ONLY
DIV. I NON-CONF.8- 0
8- 01
11- 0
1- 0217
2174
419
1919
197
77
7

TOTALS

RPI 1-25

RPI 26-50

W-L RECORDS

RPI 51-100

RPI 101-150

RPI 150+

8- 0

0- 0

2- 0

OVERALL

2- 0

1- 0

3- 0

5- 0

0- 0

1- 0

HOME

0- 0

1- 0

3- 0

0- 0

0- 0

0- 0

AWAY

0- 0

0- 0

0- 0

3- 0

0- 0

1- 0

NEUTRAL

2- 0

0- 0

0- 0

8- 0

0- 0

2- 0

NON-CONFERENCE

2- 0

1- 0

3- 0

5- 0

0- 0

1- 0

HOME

0- 0

1- 0

3- 0

0- 0

0- 0

0- 0

AWAY

0- 0

0- 0

0- 0

3- 0

0- 0

1- 0

NEUTRAL

2- 0

0- 0

0- 0

0- 0

0- 0

0- 0

CONFERENCE

0- 0

0- 0

0- 0

0- 0

0- 0

0- 0

HOME

0- 0

0- 0

0- 0

0- 0

0- 0

0- 0

AWAY

0- 0

0- 0

0- 0

0- 0

0- 0

0- 0

NEUTRAL

0- 0

0- 0

0- 0

RPI 1-25

Team's RPI: 19

RPI 26-50

RPI 51-100

RPI 101+

RPI S Opponent

Score

RPI S Opponent

Score

RPI S Opponent

Score

RPI S Opponent

Score

26 N North Carolina 85 75

60 N UCLA 75 74

133 H Virginia 63 51

43 H Southern U. 91 41

96 N South Fla. 85 63

203 H Morehead St. 87 57

260 H Alabama St. 87 35

274 H High Point 71 49

LAST 12 Division I GAMES:

133 H Virginia 63 51

203 H Morehead St. 87 57

43 H Southern U. 91 41

26 N North Carolina 85 75

260 H Alabama St. 87 35

60 N UCLA 75 74

96 N South Fla. 85 63

274 H High Point 71 49

Non-Div I Games:

Kentucky

Average RPI	Win:	0	WON-LOST	WINNING	LAST 10	STRENGTH OF	OPP. STRENGTH	TEAM	ADJ.	CONF.	ADJ CONF.
Average RPI	Loss:	268	RECORD	PCT. RANK	GAMES	SCHEDULE	OF SCHEDULE	RPI	RPI	RPI	RPI
DIV. I ONLY		0- 7		326	0- 1	323	345	348	348	31	31
DIV. I NON-CONF.		0- 7		326	0- 1	323	345	348	348	31	31
<hr/>											
TOTALS	RPI 1-25		RPI 26-50		W-L RECORDS	RPI 51-100		RPI 101-150		RPI 150+	
0- 7	0- 0		0- 0		OVERALL	0- 0		0- 1		0- 6	
0- 2	0- 0		0- 0		HOME	0- 0		0- 0		0- 2	
0- 4	0- 0		0- 0		AWAY	0- 0		0- 0		0- 4	
0- 1	0- 0		0- 0		NEUTRAL	0- 0		0- 1		0- 0	
0- 7	0- 0		0- 0		NON-CONFERENCE	0- 0		0- 1		0- 6	
0- 2	0- 0		0- 0		HOME	0- 0		0- 0		0- 2	
0- 4	0- 0		0- 0		AWAY	0- 0		0- 0		0- 4	
0- 1	0- 0		0- 0		NEUTRAL	0- 0		0- 1		0- 0	
0- 0	0- 0		0- 0		CONFERENCE	0- 0		0- 0		0- 0	
0- 0	0- 0		0- 0		HOME	0- 0		0- 0		0- 0	
0- 0	0- 0		0- 0		AWAY	0- 0		0- 0		0- 0	
0- 0	0- 0		0- 0		NEUTRAL	0- 0		0- 0		0- 0	

RPI 1-25				RPI 26-50				RPI 51-100				RPI 101+				Team's RPI: 348
RPI	S	Opponent	Score	RPI	S	Opponent	Score	RPI	S	Opponent	Score	RPI	S	Opponent	Score	
												101	N	UC Irvine	71	84
												248	A	Fairfield	43	71
												250	A	Saint Peter's	59	86
												298	H	UMass Lowell	64	69
												302	H	Army West Point	42	57
												336	A	Grand Canyon	62	65
												341	A	Manhattan	46	61
<hr/>																
LAST 12 Division I GAMES:																
298	H	UMass Lowell	64	69	250	A	Saint Peter's	59	86							
336	A	Grand Canyon	62	65	248	A	Fairfield	43	71							
101	N	UC Irvine	71	84	302	H	Army West Point	42	57							
					341	A	Manhattan	46	61							

Non-Div I Games:

LIU Brooklyn

LSULSU

LSU

Average RPI	Win:	0	WON-LOST	WINNING	LAST 10	STRENGTH OF	OPP. STRENGTH	TEAM	ADJ.	CONF.	ADJ CONF.
Average RPI	Loss:	164	RECORD	PCT. RANK	GAMES	SCHEDULE	OF SCHEDULE	RPI	RPI	RPI	RPI
DIV. I ONLY		0- 8	326	0- 1	106	294	305	305	15	15	
DIV. I NON-CONF.		0- 8	326	0- 1	106	294	305	305	15	15	

TOTALS	RPI 1-25		RPI 26-50		W-L RECORDS	RPI 51-100	RPI 101-150		RPI 150+		
0- 8	0- 0		0- 0		OVERALL	0- 2	0- 2		0- 4		
0- 2	0- 0		0- 0		HOME	0- 0	0- 1		0- 1		
0- 6	0- 0		0- 0		AWAY	0- 2	0- 1		0- 3		
0- 0	0- 0		0- 0		NEUTRAL	0- 0	0- 0		0- 0		
0- 8	0- 0		0- 0		NON-CONFERENCE	0- 2	0- 2		0- 4		
0- 2	0- 0		0- 0		HOME	0- 0	0- 1		0- 1		
0- 6	0- 0		0- 0		AWAY	0- 2	0- 1		0- 3		
0- 0	0- 0		0- 0		NEUTRAL	0- 0	0- 0		0- 0		
0- 0	0- 0		0- 0		CONFERENCE	0- 0	0- 0		0- 0		
0- 0	0- 0		0- 0		HOME	0- 0	0- 0		0- 0		
0- 0	0- 0		0- 0		AWAY	0- 0	0- 0		0- 0		
0- 0	0- 0		0- 0		NEUTRAL	0- 0	0- 0		0- 0		

RPI 1-25				RPI 26-50				RPI 51-100				RPI 101+ Team's RPI : 305							
RPI	S	Opponent	Score	RPI	S	Opponent	Score	RPI	S	Opponent	Score	RPI	S	Opponent	Score				
								70	A	Villanova	68	81	113	H	Drexel	43	58		
								81	A	Oregon St.	46	100	137	A	Penn	34	65		
													157	A	Harvard	43	88		
													218	A	Towson	68	92		
													255	H	Howard	54	57		
													282	A	Robert Morris	39	67		

LAST 12 Division I GAMES:																			
137	A	Penn	34	65	113	H	Drexel	43	58	70	A	Villanova	68	81	218	A	Towson	68	92
81	A	Oregon St.	46	100	157	A	Harvard	43	88	282	A	Robert Morris	39	67	255	H	Howard	54	57

Non-Div I Games:

La Salle

Average RPI	Win:	304	WON-LOST	WINNING	LAST 10	STRENGTH OF	OPP. STRENGTH	TEAM	ADJ.	CONF.	ADJ CONF.
Average RPI	Loss:	179	RECORD	PCT. RANK	GAMES	SCHEDULE	OF SCHEDULE	RPI	RPI	RPI	RPI
DIV. I ONLY		3- 2		123	1- 0	316	256	204	204	20	20
DIV. I NON-CONF.		3- 2		123	1- 0	316	256	204	204	20	20

TOTALS	RPI 1-25		RPI 26-50		W-L RECORDS	RPI 51-100		RPI 101-150		RPI 150+	
3- 2	0- 0		0- 0		OVERALL	0- 0		0- 0		3- 2	
1- 0	0- 0		0- 0		HOME	0- 0		0- 0		1- 0	
2- 2	0- 0		0- 0		AWAY	0- 0		0- 0		2- 2	
0- 0	0- 0		0- 0		NEUTRAL	0- 0		0- 0		0- 0	
3- 2	0- 0		0- 0		NON-CONFERENCE	0- 0		0- 0		3- 2	
1- 0	0- 0		0- 0		HOME	0- 0		0- 0		1- 0	
2- 2	0- 0		0- 0		AWAY	0- 0		0- 0		2- 2	
0- 0	0- 0		0- 0		NEUTRAL	0- 0		0- 0		0- 0	
0- 0	0- 0		0- 0		CONFERENCE	0- 0		0- 0		0- 0	
0- 0	0- 0		0- 0		HOME	0- 0		0- 0		0- 0	
0- 0	0- 0		0- 0		AWAY	0- 0		0- 0		0- 0	
0- 0	0- 0		0- 0		NEUTRAL	0- 0		0- 0		0- 0	

RPI 1-25				RPI 26-50				RPI 51-100				RPI 101+ Team's RPI: 204			
RPI	S	Opponent	Score	RPI	S	Opponent	Score	RPI	S	Opponent	Score	RPI	S	Opponent	Score
												164	A	SMU	38 49
												194	A	Texas Tech	42 86
												243	A	New Orleans	57 44
												332	A	Northwestern St.	63 55
												338	H	McNeese	69 60

LAST 12 Division I GAMES:															
				332	A	Northwestern St.	63 55								
				243	A	New Orleans	57 44								
				338	H	McNeese	69 60								
				194	A	Texas Tech	42 86								
				164	A	SMU	38 49								

Non-Div I Games: LSU-Alexandria 93 62

La. -Monroe

Average RPI Win:	318	WON-LOST	WINNING	LAST 10	STRENGTH OF	OPP. STRENGTH	TEAM	ADJ.	CONF.	ADJ CONF.
Average RPI Loss:	254	RECORD	PCT. RANK	GAMES	SCHEDULE	OF SCHEDULE	RPI	RPI	RPI	RPI
DIV. I ONLY	4- 4	155	0- 1	344	317	315	315	21	21	
DIV. I NON-CONF.	4- 4	155	0- 1	344	317	315	315	21	21	

TOTALS	RPI 1-25	RPI 26-50	W-L RECORDS	RPI 51-100	RPI 101-150	RPI 150+				
4- 4	0- 0	0- 0	OVERALL	0- 0	0- 0	4- 4				
2- 1	0- 0	0- 0	HOME	0- 0	0- 0	2- 1				
2- 2	0- 0	0- 0	AWAY	0- 0	0- 0	2- 2				
0- 1	0- 0	0- 0	NEUTRAL	0- 0	0- 0	0- 1				
4- 4	0- 0	0- 0	NON-CONFERENCE	0- 0	0- 0	4- 4				
2- 1	0- 0	0- 0	HOME	0- 0	0- 0	2- 1				
2- 2	0- 0	0- 0	AWAY	0- 0	0- 0	2- 2				
0- 1	0- 0	0- 0	NEUTRAL	0- 0	0- 0	0- 1				
0- 0	0- 0	0- 0	CONFERENCE	0- 0	0- 0	0- 0				
0- 0	0- 0	0- 0	HOME	0- 0	0- 0	0- 0				
0- 0	0- 0	0- 0	AWAY	0- 0	0- 0	0- 0				
0- 0	0- 0	0- 0	NEUTRAL	0- 0	0- 0	0- 0				

RPI 1-25				RPI 26-50				RPI 51-100				RPI 101+ Team's RPI: 315			
RPI	S	Opponent	Score	RPI	S	Opponent	Score	RPI	S	Opponent	Score	RPI	S	Opponent	Score
												182	N	Delaware	47 65
												244	A	Fla. Atlantic	49 53
												250	H	Saint Peter's	60 62
												280	H	Binghamton	59 50
												313	A	Wagner	66 43
												337	H	Albany (NY)	67 66
												341	A	Manhattan	49 60
												342	A	Fairleigh Dickinson	63 57
LAST 12 Division I GAMES:															
												182	N	Delaware	47 65
												341	A	Manhattan	49 60
												337	H	Albany (NY)	67 66
												244	A	Fla. Atlantic	49 53
												250	H	Saint Peter's	60 62
												313	A	Wagner	66 43
												280	H	Binghamton	59 50

Non-Div I Games:

Lafayette

Average RPI Loss: 78

DIV. I ONLY	2- 4	234	0- 0	5	315	31	31	24	24
DIV. I NON-CONF.	2- 4	234	0- 0	5	315	31	31	24	24
TOTALS	RPI 1-25	RPI 26-50	W-L RECORDS	RPI 51-100	RPI 101-150	RPI 150+			
2- 4	0- 0	0- 1	OVERALL	0- 2	1- 1	1- 0			
0- 0	0- 0	0- 0	HOME	0- 0	0- 0	0- 0			
2- 3	0- 0	0- 1	AWAY	0- 1	1- 1	1- 0			
0- 1	0- 0	0- 0	NEUTRAL	0- 1	0- 0	0- 0			
2- 4	0- 0	0- 1	NON-CONFERENCE	0- 2	1- 1	1- 0			
0- 0	0- 0	0- 0	HOME	0- 0	0- 0	0- 0			
2- 3	0- 0	0- 1	AWAY	0- 1	1- 1	1- 0			
0- 1	0- 0	0- 0	NEUTRAL	0- 1	0- 0	0- 0			
0- 0	0- 0	0- 0	CONFERENCE	0- 0	0- 0	0- 0			
0- 0	0- 0	0- 0	HOME	0- 0	0- 0	0- 0			
0- 0	0- 0	0- 0	AWAY	0- 0	0- 0	0- 0			
0- 0	0- 0	0- 0	NEUTRAL	0- 0	0- 0	0- 0			

RPI 1-25				Team's RPI: 31				RPI 51-100				RPI 101+			
RPI	S	Opponent	Score	RPI	S	Opponent	Score	RPI	S	Opponent	Score	RPI	S	Opponent	Score
				48	A	Mississippi St.	53 104	61	N	Ohio	62 87	127	A	Texas A&M	74 68
								73	A	Denver	110 117	131	A	Kansas St.	55 73
												312	A	Louisiana	79 77
LAST 12 Division I GAMES:															
				131	A	Kansas St.	55 73	312	A	Louisiana	79 77				
				127	A	Texas A&M	74 68								
				61	N	Ohio	62 87								
				73	A	Denver	110 117								
				48	A	Mississippi St.	53 104								

Lamar University

Average RPI	Win: 225	WON-LOST RECORD	WINNING PCT. RANK	LAST 10 GAMES	STRENGTH OF SCHEDULE	OPP. STRENGTH OF SCHEDULE	TEAM RPI	ADJ. RPI	CONF. RPI	ADJ CONF. RPI
Average RPI	Loss: 66									
DIV. I ONLY	5- 2	80	0- 1	186	116	144	144	21	21	
DIV. I NON-CONF.	5- 2	80	0- 1	186	116	144	144	21	21	

TOTALS	RPI 1-25	RPI 26-50	W-L RECORDS	RPI 51-100	RPI 101-150	RPI 150+				
5- 2	0- 0	0- 0	OVERALL	0- 2	1- 0	4- 0				
3- 2	0- 0	0- 0	HOME	0- 2	1- 0	2- 0				
2- 0	0- 0	0- 0	AWAY	0- 0	0- 0	2- 0				
0- 0	0- 0	0- 0	NEUTRAL	0- 0	0- 0	0- 0				
5- 2	0- 0	0- 0	NON-CONFERENCE	0- 2	1- 0	4- 0				
3- 2	0- 0	0- 0	HOME	0- 2	1- 0	2- 0				
2- 0	0- 0	0- 0	AWAY	0- 0	0- 0	2- 0				
0- 0	0- 0	0- 0	NEUTRAL	0- 0	0- 0	0- 0				
0- 0	0- 0	0- 0	CONFERENCE	0- 0	0- 0	0- 0				
0- 0	0- 0	0- 0	HOME	0- 0	0- 0	0- 0				
0- 0	0- 0	0- 0	AWAY	0- 0	0- 0	0- 0				
0- 0	0- 0	0- 0	NEUTRAL	0- 0	0- 0	0- 0				

RPI 1-25				RPI 26-50				RPI 51-100				RPI 101+				Team's RPI: 144
RPI	S	Opponent	Score	RPI	S	Opponent	Score	RPI	S	Opponent	Score	RPI	S	Opponent	Score	
								62	H	Charlotte	60 62	141	H	Monmouth	63 48	
								70	H	Villanova	48 70	208	H	Norfolk St.	62 41	
												237	H	Cornell	67 54	
												259	A	Central Conn. St.	88 62	
												280	A	Binghamton	65 55	

LAST 12 Division I GAMES:																
141	H	Monmouth	63 48	62	H	Charlotte	60 62	237	H	Cornell	67 54					
259	A	Central Conn. St.	88 62	208	H	Norfolk St.	62 41	280	A	Binghamton	65 55					
				70	H	Villanova	48 70									

Non-Div I Games: Kutztown 73 39

Lehigh

Average RPI Win:	276	WON-LOST	WINNING	LAST 10	STRENGTH OF	OPP. STRENGTH	TEAM	ADJ.	CONF.	ADJ CONF.
Average RPI Loss:	137	RECORD	PCT. RANK	GAMES	SCHEDULE	OF SCHEDULE	RPI	RPI	RPI	RPI
DIV. I ONLY	2- 6	265	0- 1	224	171	283	283	28	28	
DIV. I NON-CONF.	2- 6	265	0- 1	224	171	283	283	28	28	

TOTALS	RPI 1-25	RPI 26-50	W-L RECORDS	RPI 51-100	RPI 101-150	RPI 150+				
2- 6	0- 0	0- 0	OVERALL	0- 2	0- 2	2- 2				
1- 2	0- 0	0- 0	HOME	0- 1	0- 1	1- 0				
1- 2	0- 0	0- 0	AWAY	0- 0	0- 1	1- 1				
0- 2	0- 0	0- 0	NEUTRAL	0- 1	0- 0	0- 1				
2- 6	0- 0	0- 0	NON-CONFERENCE	0- 2	0- 2	2- 2				
1- 2	0- 0	0- 0	HOME	0- 1	0- 1	1- 0				
1- 2	0- 0	0- 0	AWAY	0- 0	0- 1	1- 1				
0- 2	0- 0	0- 0	NEUTRAL	0- 1	0- 0	0- 1				
0- 0	0- 0	0- 0	CONFERENCE	0- 0	0- 0	0- 0				
0- 0	0- 0	0- 0	HOME	0- 0	0- 0	0- 0				
0- 0	0- 0	0- 0	AWAY	0- 0	0- 0	0- 0				
0- 0	0- 0	0- 0	NEUTRAL	0- 0	0- 0	0- 0				

RPI 1-25				RPI 26-50				RPI 51-100				RPI 101+				Team's RPI: 283
RPI	S	Opponent	Score	RPI	S	Opponent	Score	RPI	S	Opponent	Score	RPI	S	Opponent	Score	
								51	H	Virginia Tech	61 72	106	A	Chattanooga	60 75	
								62	N	Charlotte	61 63	135	H	James Madison	53 74	
												208	N	Norfolk St.	53 66	
												252	H	Saint Francis (PA)	82 53	
												257	A	Bethune-Cookman	76 81	
												299	A	ETSU	89 86	
LAST 12 Division I GAMES:																
208	N	Norfolk St.	53 66	106	A	Chattanooga	60 75	252	H	Saint Francis (PA)	82 53	51	H	Virginia Tech	61 72	
299	A	ETSU	89 86	257	A	Bethune-Cookman	76 81									
135	H	James Madison	53 74													
62	N	Charlotte	61 63													

Non-Div I Games:

Liberty

Average RPI Win:	261	WON-LOST	WINNING	LAST 10	STRENGTH OF	OPP. STRENGTH	TEAM	ADJ.	CONF.	ADJ CONF.
Average RPI Loss:	209	RECORD	PCT. RANK	GAMES	SCHEDULE	OF SCHEDULE	RPI	RPI	RPI	RPI
DIV. I ONLY	2- 6	265	0- 1	312	262	317	317	28	28	
DIV. I NON-CONF.	2- 6	265	0- 1	312	262	317	317	28	28	

TOTALS	RPI 1-25	RPI 26-50	W-L RECORDS	RPI 51-100	RPI 101-150	RPI 150+				
2- 6	0- 0	0- 0	OVERALL	0- 2	0- 0	2- 4				
1- 1	0- 0	0- 0	HOME	0- 0	0- 0	1- 1				
1- 5	0- 0	0- 0	AWAY	0- 2	0- 0	1- 3				
0- 0	0- 0	0- 0	NEUTRAL	0- 0	0- 0	0- 0				
2- 6	0- 0	0- 0	NON-CONFERENCE	0- 2	0- 0	2- 4				
1- 1	0- 0	0- 0	HOME	0- 0	0- 0	1- 1				
1- 5	0- 0	0- 0	AWAY	0- 2	0- 0	1- 3				
0- 0	0- 0	0- 0	NEUTRAL	0- 0	0- 0	0- 0				
0- 0	0- 0	0- 0	CONFERENCE	0- 0	0- 0	0- 0				
0- 0	0- 0	0- 0	HOME	0- 0	0- 0	0- 0				
0- 0	0- 0	0- 0	AWAY	0- 0	0- 0	0- 0				
0- 0	0- 0	0- 0	NEUTRAL	0- 0	0- 0	0- 0				

RPI 1-25				RPI 26-50				RPI 51-100				RPI 101+ Team's RPI: 317					
RPI	S	Opponent	Score	RPI	S	Opponent	Score	RPI	S	Opponent	Score	RPI	S	Opponent	Score		
								55	A	Belmont	43	83	222	A	Cincinnati	55	71
								67	A	Clemson	26	68	231	A	Alabama A&M	62	58
													245	H	Jacksonville St.	46	58
													290	H	Tennessee St.	64	62
													320	A	Murray St.	61	97
													346	A	Austin Peay	58	70
LAST 12 Division I GAMES:																	
				222	A	Cincinnati	55	71	55	A	Belmont	43	83				
				320	A	Murray St.	61	97	346	A	Austin Peay	58	70				
				245	H	Jacksonville St.	46	58									
				231	A	Alabama A&M	62	58									
				67	A	Clemson	26	68									
				290	H	Tennessee St.	64	62									

Non-Div I Games:

Lipscomb

Average RPI Win:	192	WON-LOST	WINNING	LAST 10	STRENGTH OF	OPP. STRENGTH	TEAM	ADJ.	CONF.	ADJ CONF.
Average RPI Loss:	115	RECORD	PCT. RANK	GAMES	SCHEDULE	OF SCHEDULE	RPI	RPI	RPI	RPI
DIV. I ONLY	2- 5	249	0- 1	52	197	187	187	20	20	
DIV. I NON-CONF.	2- 5	249	0- 1	52	197	187	187	20	20	

TOTALS	RPI 1-25	RPI 26-50	W-L RECORDS	RPI 51-100	RPI 101-150	RPI 150+				
2- 5	0- 0	0- 2	OVERALL	0- 0	1- 1	1- 2				
1- 4	0- 0	0- 1	HOME	0- 0	0- 1	1- 2				
1- 1	0- 0	0- 1	AWAY	0- 0	1- 0	0- 0				
0- 0	0- 0	0- 0	NEUTRAL	0- 0	0- 0	0- 0				
2- 5	0- 0	0- 2	NON-CONFERENCE	0- 0	1- 1	1- 2				
1- 4	0- 0	0- 1	HOME	0- 0	0- 1	1- 2				
1- 1	0- 0	0- 1	AWAY	0- 0	1- 0	0- 0				
0- 0	0- 0	0- 0	NEUTRAL	0- 0	0- 0	0- 0				
0- 0	0- 0	0- 0	CONFERENCE	0- 0	0- 0	0- 0				
0- 0	0- 0	0- 0	HOME	0- 0	0- 0	0- 0				
0- 0	0- 0	0- 0	AWAY	0- 0	0- 0	0- 0				
0- 0	0- 0	0- 0	NEUTRAL	0- 0	0- 0	0- 0				

RPI 1-25				RPI 26-50				RPI 51-100				RPI 101+ Team's RPI : 187																						
RPI	S	Opponent	Score	RPI	S	Opponent	Score	RPI	S	Opponent	Score	RPI	S	Opponent	Score																			
40	A	LSU	60	45	60	127	H	Texas A&M	40	61	140	A	Louisiana Tech	69	58																			
48	H	Mississippi St.	98	63	98	179	H	Rice	65	79	181	H	Western Ky.	56	68																			
								244	H	Fla. Atlantic	61	38																						
LAST 12 Division I GAMES:																																		
140	A	Louisiana Tech	69	58	181	H	Western Ky.	56	68	48	H	Mississippi St.	63	98	40	A	LSU	45	60	127	H	Texas A&M	40	61	179	H	Rice	65	79	244	H	Fla. Atlantic	61	38

Non-Div I Games:

Little Rock

Average RPI Win: 191		WON-LOST RECORD		WINNING PCT. RANK		LAST 10 GAMES		STRENGTH OF SCHEDULE		OPP. STRENGTH OF SCHEDULE		TEAM RPI		ADJ. RPI		CONF. RPI		ADJ CONF. RPI	
DIV. I ONLY		1- 7		315		0- 1		84		245		277		277		17		17	
DIV. I NON-CONF.		1- 7		315		0- 1		84		245		277		277		17		17	
TOTALS		RPI 1-25		RPI 26-50		W-L RECORDS		RPI 51-100		RPI 101-150		RPI 150+							
1- 7		0- 1		0- 0		OVERALL		0- 3		0- 0		1- 3							
1- 4		0- 0		0- 0		HOME		0- 2		0- 0		1- 2							
0- 3		0- 1		0- 0		AWAY		0- 1		0- 0		0- 1							
0- 0		0- 0		0- 0		NEUTRAL		0- 0		0- 0		0- 0							
1- 7		0- 1		0- 0		NON-CONFERENCE		0- 3		0- 0		1- 3							
1- 4		0- 0		0- 0		HOME		0- 2		0- 0		1- 2							
0- 3		0- 1		0- 0		AWAY		0- 1		0- 0		0- 1							
0- 0		0- 0		0- 0		NEUTRAL		0- 0		0- 0		0- 0							
0- 0		0- 0		0- 0		CONFERENCE		0- 0		0- 0		0- 0							
0- 0		0- 0		0- 0		HOME		0- 0		0- 0		0- 0							
0- 0		0- 0		0- 0		AWAY		0- 0		0- 0		0- 0							
0- 0		0- 0		0- 0		NEUTRAL		0- 0		0- 0		0- 0							

RPI 1-25				RPI 26-50				RPI 51-100				RPI 101+ Team's RPI: 277			
RPI	S	Opponent	Score	RPI	S	Opponent	Score	RPI	S	Opponent	Score	RPI	S	Opponent	Score
5	A	Oregon	48 110					57	H	Southern Cal i fornia	50 86	151	A	Utah	59 82
								77	A	Montana St.	62 85	191	H	Idaho	70 63
								82	H	UNI	64 71	202	H	Nevada	67 76
												307	H	Cal i fornia Baptist	83 85

LAST 12 Division I GAMES:															
5	A	Oregon	48 110	151	A	Utah	59 82	57	H	Southern Cal i fornia	50 86	307	H	Cal i fornia Baptist	83 85
77	A	Montana St.	62 85												
191	H	Idaho	70 63												
82	H	UNI	64 71												
202	H	Nevada	67 76												

Non-Div I Games:

Long Beach St.

Average RPI	Win: 330	WON-LOST RECORD	WINNING PCT. RANK	LAST 10 GAMES	STRENGTH OF SCHEDULE	OPP. STRENGTH OF SCHEDULE	TEAM RPI	ADJ. RPI	CONF. RPI	ADJ CONF. RPI
Average RPI	Loss: 203									
DIV. I ONLY		1- 3	265	0- 1	351	159	350	350	30	30
DIV. I NON-CONF.		1- 3	265	0- 1	351	159	350	350	30	30

TOTALS	RPI 1-25		RPI 26-50		W-L RECORDS		RPI 51-100		RPI 101-150	RPI 150+
1- 3	0- 0		0- 1		OVERALL		0- 0		0- 0	1- 2
1- 2	0- 0		0- 0		HOME		0- 0		0- 0	1- 2
0- 1	0- 0		0- 1		AWAY		0- 0		0- 0	0- 0
0- 0	0- 0		0- 0		NEUTRAL		0- 0		0- 0	0- 0
1- 3	0- 0		0- 1		NON-CONFERENCE		0- 0		0- 0	1- 2
1- 2	0- 0		0- 0		HOME		0- 0		0- 0	1- 2
0- 1	0- 0		0- 1		AWAY		0- 0		0- 0	0- 0
0- 0	0- 0		0- 0		NEUTRAL		0- 0		0- 0	0- 0
0- 0	0- 0		0- 0		CONFERENCE		0- 0		0- 0	0- 0
0- 0	0- 0		0- 0		HOME		0- 0		0- 0	0- 0
0- 0	0- 0		0- 0		AWAY		0- 0		0- 0	0- 0
0- 0	0- 0		0- 0		NEUTRAL		0- 0		0- 0	0- 0

RPI 1-25				RPI 26-50				RPI 51-100				RPI 101+ Team's RPI: 350			
RPI	S	Opponent	Score	RPI	S	Opponent	Score	RPI	S	Opponent	Score	RPI	S	Opponent	Score
				45	A	VCU	55 84					252	H	Saint Francis (PA)	88 91
												313	H	Wagner	60 86
												330	H	UMES	83 71

LAST 12 Division I GAMES:															
				45	A	VCU	55 84	252	H	Saint Francis (PA)	88 91				
								330	H	UMES	83 71				
								313	H	Wagner	60 86				

Non-Div I Games:

Longwood

Average RPI Win:	326	WON-LOST	WINNING	LAST 10	STRENGTH OF	OPP. STRENGTH	TEAM	ADJ.	CONF.	ADJ CONF.
Average RPI Loss:	157	RECORD	PCT. RANK	GAMES	SCHEDULE	OF SCHEDULE	RPI	RPI	RPI	RPI
DIV. I ONLY	2- 4	234	0- 1	335	174	312	312	20	20	
DIV. I NON-CONF.	2- 4	234	0- 1	335	174	312	312	20	20	

TOTALS	RPI 1-25	RPI 26-50	W-L RECORDS	RPI 51-100	RPI 101-150	RPI 150+				
2- 4	0- 0	0- 2	OVERALL	0- 0	0- 0	2- 2				
1- 1	0- 0	0- 1	HOME	0- 0	0- 0	1- 0				
1- 2	0- 0	0- 1	AWAY	0- 0	0- 0	1- 1				
0- 1	0- 0	0- 0	NEUTRAL	0- 0	0- 0	0- 1				
2- 4	0- 0	0- 2	NON-CONFERENCE	0- 0	0- 0	2- 2				
1- 1	0- 0	0- 1	HOME	0- 0	0- 0	1- 0				
1- 2	0- 0	0- 1	AWAY	0- 0	0- 0	1- 1				
0- 1	0- 0	0- 0	NEUTRAL	0- 0	0- 0	0- 1				
0- 0	0- 0	0- 0	CONFERENCE	0- 0	0- 0	0- 0				
0- 0	0- 0	0- 0	HOME	0- 0	0- 0	0- 0				
0- 0	0- 0	0- 0	AWAY	0- 0	0- 0	0- 0				
0- 0	0- 0	0- 0	NEUTRAL	0- 0	0- 0	0- 0				

RPI S Opponent	RPI S Opponent	RPI S Opponent	RPI S Opponent	Team's RPI: 312
RPI 1-25	RPI 26-50	RPI 51-100	RPI 101+	
Score	Score	Score	Score	
31 H Lamar University 77 79	33 A Auburn 59 71		273 A UTRGV 60 75	
			292 N A&M-Corpus Christi 63 64	
			314 H Jackson St. 68 61	
			338 A McNeese 70 59	
LAST 12 Division I GAMES:				
273 A UTRGV 60 75	292 N A&M-Corpus Christi 63 64	31 H Lamar University 77 79		
33 A Auburn 59 71				
314 H Jackson St. 68 61				
338 A McNeese 70 59				

Non-Div I Games: Dillard 69 72

Louisiana

Average RPI Win:	181	WON-LOST	WINNING	LAST 10	STRENGTH OF	OPP. STRENGTH	TEAM	ADJ.	CONF.	ADJ CONF.
Average RPI Loss:	147	RECORD	PCT. RANK	GAMES	SCHEDULE	OF SCHEDULE	RPI	RPI	RPI	RPI

DIV. I ONLY	4- 3	131	1- 0	205	65	140	140	19	19
DIV. I NON-CONF.	4- 3	131	1- 0	205	65	140	140	19	19

TOTALS	RPI 1-25	RPI 26-50	W-L RECORDS	RPI 51-100	RPI 101-150	RPI 150+			
4- 3	0- 0	0- 1	OVERALL	0- 0	2- 0	2- 2			
1- 1	0- 0	0- 0	HOME	0- 0	1- 0	0- 1			
2- 2	0- 0	0- 1	AWAY	0- 0	0- 0	2- 1			
1- 0	0- 0	0- 0	NEUTRAL	0- 0	1- 0	0- 0			
4- 3	0- 0	0- 1	NON-CONFERENCE	0- 0	2- 0	2- 2			
1- 1	0- 0	0- 0	HOME	0- 0	1- 0	0- 1			
2- 2	0- 0	0- 1	AWAY	0- 0	0- 0	2- 1			
1- 0	0- 0	0- 0	NEUTRAL	0- 0	1- 0	0- 0			
0- 0	0- 0	0- 0	CONFERENCE	0- 0	0- 0	0- 0			
0- 0	0- 0	0- 0	HOME	0- 0	0- 0	0- 0			
0- 0	0- 0	0- 0	AWAY	0- 0	0- 0	0- 0			
0- 0	0- 0	0- 0	NEUTRAL	0- 0	0- 0	0- 0			

RPI 1-25	RPI 26-50	RPI 51-100	RPI 101+	Team's RPI: 140
RPI S Opponent Score	RPI S Opponent Score	RPI S Opponent Score	RPI S Opponent Score	
	35 A Arizona St. 44 80		112 N Al abama 79 62	
			122 H Houston 100 88	
			187 H Little Rock 58 69	
			196 A Arkansas St. 80 70	
			220 A Wi chi ta St. 56 70	
			295 A Memphi s 66 50	
LAST 12 Division I GAMES:				
122 H Houston 100 88	112 N Al abama 79 62	35 A Ari zona St. 44 80		
187 H Little Rock 58 69	220 A Wi chi ta St. 56 70	196 A Arkansas St. 80 70		
	295 A Memphi s 66 50			

Non-Div I Games: LSU-Alexandria 112 70

Louisiana Tech

Average RPI Win:	129	WON-LOST	WINNING	LAST 10	STRENGTH OF	OPP. STRENGTH	TEAM	ADJ.	CONF.	ADJ CONF.
Average RPI Loss:	0	RECORD	PCT. RANK	GAMES	SCHEDULE	OF SCHEDULE	RPI	RPI	RPI	RPI
DIV. I ONLY	9- 0	1	1- 0	113	24	10	10	1	1	
DIV. I NON-CONF.	9- 0	1	1- 0	113	24	10	10	1	1	

TOTALS	RPI 1-25	RPI 26-50	W-L RECORDS	RPI 51-100	RPI 101-150	RPI 150+				
9- 0	0- 0	1- 0	OVERALL	2- 0	3- 0	3- 0				
4- 0	0- 0	0- 0	HOME	1- 0	2- 0	1- 0				
3- 0	0- 0	0- 0	AWAY	1- 0	1- 0	1- 0				
2- 0	0- 0	1- 0	NEUTRAL	0- 0	0- 0	1- 0				
9- 0	0- 0	1- 0	NON-CONFERENCE	2- 0	3- 0	3- 0				
4- 0	0- 0	0- 0	HOME	1- 0	2- 0	1- 0				
3- 0	0- 0	0- 0	AWAY	1- 0	1- 0	1- 0				
2- 0	0- 0	1- 0	NEUTRAL	0- 0	0- 0	1- 0				
0- 0	0- 0	0- 0	CONFERENCE	0- 0	0- 0	0- 0				
0- 0	0- 0	0- 0	HOME	0- 0	0- 0	0- 0				
0- 0	0- 0	0- 0	AWAY	0- 0	0- 0	0- 0				
0- 0	0- 0	0- 0	NEUTRAL	0- 0	0- 0	0- 0				

RPI 1-25	Team's RPI: 10	RPI 26-50	RPI 51-100	RPI 101+
RPI S Opponent Score	RPI S Opponent Score	RPI S Opponent Score	RPI S Opponent Score	RPI S Opponent Score
	35 N Arizona St. 58 56	65 A Boise St. 74 55	106 A Chattanooga 75 49	
		72 H UT Martin 102 62	115 H Miami (OH) 95 73	
			126 H Nebraska 85 68	
			169 N Hartford 86 69	
			181 A Western Ky. 102 80	
			290 H Tennessee St. 107 52	
LAST 12 Division I GAMES:				
	72 H UT Martin 102 62	169 N Hartford 86 69		
	290 H Tennessee St. 107 52	35 N Arizona St. 58 56		
	126 H Nebraska 85 68	65 A Boise St. 74 55		
	115 H Miami (OH) 95 73	106 A Chattanooga 75 49		
		181 A Western Ky. 102 80		

Non-Div I Games:

Louisville

Average RPI Win: 289		WON-LOST RECORD	WINNING PCT. RANK	LAST 10 GAMES	STRENGTH OF SCHEDULE	OPP. STRENGTH OF SCHEDULE	TEAM RPI	ADJ. RPI	CONF. RPI	ADJ CONF. RPI
Average RPI Loss: 146										
DIV. I ONLY		5- 2	80	1- 0	339	185	212	212	16	16
DIV. I NON-CONF.		5- 2	80	1- 0	339	185	212	212	16	16
TOTALS		RPI 1-25	RPI 26-50	W-L RECORDS		RPI 51-100	RPI 101-150	RPI 150+		
5- 2	0- 0		0- 0	OVERALL		0- 0	0- 1	5- 1		
3- 0	0- 0		0- 0	HOME		0- 0	0- 0	3- 0		
2- 2	0- 0		0- 0	AWAY		0- 0	0- 1	2- 1		
0- 0	0- 0		0- 0	NEUTRAL		0- 0	0- 0	0- 0		
5- 2	0- 0		0- 0	NON-CONFERENCE		0- 0	0- 1	5- 1		
3- 0	0- 0		0- 0	HOME		0- 0	0- 0	3- 0		
2- 2	0- 0		0- 0	AWAY		0- 0	0- 1	2- 1		
0- 0	0- 0		0- 0	NEUTRAL		0- 0	0- 0	0- 0		
0- 0	0- 0		0- 0	CONFERENCE		0- 0	0- 0	0- 0		
0- 0	0- 0		0- 0	HOME		0- 0	0- 0	0- 0		
0- 0	0- 0		0- 0	AWAY		0- 0	0- 0	0- 0		
0- 0	0- 0		0- 0	NEUTRAL		0- 0	0- 0	0- 0		

RPI 1-25				RPI 26-50				RPI 51-100				RPI 101+			
RPI	S	Opponent	Score	RPI	S	Opponent	Score	RPI	S	Opponent	Score	RPI	S	Opponent	Score
								<div>Team's RPI : 212</div>							
								<div>LAST 12 Division I GAMES:</div>							
								<div>328 A Western Mich. 64 53</div>							
								<div>334 H Purdue Fort Wayne 81 67</div>							
								<div>321 H Chicago St. 76 40</div>							
								<div>171 A Bowling Green 74 88</div>							
								<div>197 A UIC 75 60</div>							
								<div>265 H Detroit Mercy 52 43</div>							
								<div>120 A Youngstown St. 63 74</div>							

Non-Div l Games:

Loyol a Chi cago

Average RPI Win: 0		WON-LOST	WINNING	LAST 10	STRENGTH OF		OPP. STRENGTH	TEAM	ADJ.	CONF.	ADJ CONF.
Average RPI Loss: 192		RECORD	PCT. RANK	GAMES	SCHEDULE		OF SCHEDULE	RPI	RPI	RPI	RPI
DIV. I ONLY		0- 8	326	0- 1	202		288	327	327	21	21
DIV. I NON-CONF.		0- 8	326	0- 1	202		288	327	327	21	21

TOTALS		RPI 1-25		RPI 26-50	W-L RECORDS		RPI 51-100	RPI 101-150		RPI 150+	
0- 8		0- 0		0- 0	OVERALL		0- 1	0- 0		0- 7	
0- 2		0- 0		0- 0	HOME		0- 0	0- 0		0- 2	
0- 5		0- 0		0- 0	AWAY		0- 0	0- 0		0- 5	
0- 1		0- 0		0- 0	NEUTRAL		0- 1	0- 0		0- 0	
0- 8		0- 0		0- 0	NON-CONFERENCE		0- 1	0- 0		0- 7	
0- 2		0- 0		0- 0	HOME		0- 0	0- 0		0- 2	
0- 5		0- 0		0- 0	AWAY		0- 0	0- 0		0- 5	
0- 1		0- 0		0- 0	NEUTRAL		0- 1	0- 0		0- 0	
0- 0		0- 0		0- 0	CONFERENCE		0- 0	0- 0		0- 0	
0- 0		0- 0		0- 0	HOME		0- 0	0- 0		0- 0	
0- 0		0- 0		0- 0	AWAY		0- 0	0- 0		0- 0	
0- 0		0- 0		0- 0	NEUTRAL		0- 0	0- 0		0- 0	

RPI 1-25				RPI 26-50				RPI 51-100				RPI 101+ Team's RPI: 327					
RPI	S	Opponent	Score	RPI	S	Opponent	Score	RPI	S	Opponent	Score	RPI	S	Opponent	Score		
								75	N	Boston College	47	73	159	A	George Mason	38	70
													162	A	Georgetown	30	45
													184	H	Mt. St. Mary's	67	77
													189	H	William & Mary	49	65
													218	A	Towson	57	62
													240	A	Dartmouth	41	54
													310	A	Saint Joseph's	46	49
LAST 12 Division I GAMES:																	
240	A	Dartmouth	41	54	310	A	Saint Joseph's	46	49	218	A	Towson	57	62			
159	A	George Mason	38	70	184	H	Mt. St. Mary's	67	77	75	N	Boston College	47	73			
					189	H	William & Mary	49	65	162	A	Georgetown	30	45			

Non-Div I Games:

Loyola Maryl and

Average RPI Win: 174

Average RPI Loss: 106

WON-LOST
RECORDWINNING
PCT. RANKLAST 10
GAMESSTRENGTH OF
SCHEDULEOPP. STRENGTH
OF SCHEDULETEAM
RPIADJ.
RPICONF.
RPIADJ CONF.
RPIDIV. I ONLY
DIV. I NON-CONF.5- 2
5- 280
801- 0
1- 0165
16594
9494
9494
946
66
6

TOTALS

RPI 1-25

RPI 26-50

W-L RECORDS

RPI 51-100

RPI 101-150

RPI 150+

5- 2
3- 1
2- 1
0- 00- 0
0- 0
0- 0
0- 00- 0
0- 0
0- 0
0- 0OVERALL
HOME
AWAY
NEUTRAL1- 1
1- 0
0- 1
0- 02- 1
1- 1
1- 0
0- 02- 0
1- 0
1- 0
0- 05- 2
3- 1
2- 1
0- 00- 0
0- 0
0- 0
0- 00- 0
0- 0
0- 0
0- 0NON-CONFERENCE
HOME
AWAY
NEUTRAL1- 1
1- 0
0- 1
0- 02- 1
1- 1
1- 0
0- 02- 0
1- 0
1- 0
0- 00- 0
0- 0
0- 0
0- 00- 0
0- 0
0- 0
0- 00- 0
0- 0
0- 0
0- 0CONFERENCE
HOME
AWAY
NEUTRAL0- 0
0- 0
0- 0
0- 00- 0
0- 0
0- 0
0- 00- 0
0- 0
0- 0
0- 0

RPI 1-25

RPI 26-50

RPI 51-100 Team's RPI: 94

RPI 101+

RPI S Opponent Score

RPI S Opponent Score

RPI S Opponent Score

RPI S Opponent Score

60 H UCLA 69 63
73 A Denver 75 104103 A Arizona 66 64
124 H UC Davis 60 53
138 H Northern Ari z. 62 63
282 H Robert Morris 61 53
303 A UC Santa Barbara 70 57

LAST 12 Division I GAMES:

282 H Robert Morris 61 53
73 A Denver 75 104
124 H UC Davis 60 53
138 H Northern Ari z. 62 63
303 A UC Santa Barbara 70 57
103 A Ari zona 66 64
60 H UCLA 69 63L
o
y
o
l
a
M
a
r
y
m
o
u
n
tL
o
y
o
l
a
M
a
r
y
m
o
u
n
t

Non-Div I Games:

Loyol a Marymount

Average RPI Win:	164	WON-LOST	WINNING	LAST 10	STRENGTH OF	OPP. STRENGTH	TEAM	ADJ.	CONF.	ADJ CONF.
Average RPI Loss:	36	RECORD	PCT. RANK	GAMES	SCHEDULE	OF SCHEDULE	RPI	RPI	RPI	RPI
DIV. I ONLY	6- 2	64	1- 0	130	84	56	56	23	23	
DIV. I NON-CONF.	6- 2	64	1- 0	130	84	56	56	23	23	

TOTALS	RPI 1-25	RPI 26-50	W-L RECORDS	RPI 51-100	RPI 101-150	RPI 150+				
6- 2	0- 1	1- 1	OVERALL	1- 0	1- 0	3- 0				
1- 1	0- 1	0- 0	HOME	1- 0	0- 0	0- 0				
3- 1	0- 0	1- 1	AWAY	0- 0	0- 0	2- 0				
2- 0	0- 0	0- 0	NEUTRAL	0- 0	1- 0	1- 0				
6- 2	0- 1	1- 1	NON-CONFERENCE	1- 0	1- 0	3- 0				
1- 1	0- 1	0- 0	HOME	1- 0	0- 0	0- 0				
3- 1	0- 0	1- 1	AWAY	0- 0	0- 0	2- 0				
2- 0	0- 0	0- 0	NEUTRAL	0- 0	1- 0	1- 0				
0- 0	0- 0	0- 0	CONFERENCE	0- 0	0- 0	0- 0				
0- 0	0- 0	0- 0	HOME	0- 0	0- 0	0- 0				
0- 0	0- 0	0- 0	AWAY	0- 0	0- 0	0- 0				
0- 0	0- 0	0- 0	NEUTRAL	0- 0	0- 0	0- 0				

RPI 1-25				RPI 26-50				RPI 51-100				RPI 101+											
RPI	S	Opponent	Score	RPI	S	Opponent	Score	RPI	S	Opponent	Score	RPI	S	Opponent	Score								
24	H	Duke	63 66	26	A	North Carolina	85 73	90	H	Toledo	73 59	137	N	Penn	47 46								
				47	A	Green Bay	39 70					157	A	Harvard	67 60								
												285	A	Bryant	74 57								
												288	N	N. C. A&T	58 52								

LAST 12 Division I GAMES:																							
288	N	N. C. A&T	58 52	157	A	Harvard	67 60																
47	A	Green Bay	39 70	26	A	North Carolina	85 73																
24	H	Duke	63 66	137	N	Penn	47 46																
285	A	Bryant	74 57																				
90	H	Toledo	73 59																				

Non-Div I Games:

Maine

Average RPI Win:	332	WON-LOST	WINNING	LAST 10	STRENGTH OF	OPP. STRENGTH	TEAM	ADJ.	CONF.	ADJ CONF.
Average RPI Loss:	211	RECORD	PCT. RANK	GAMES	SCHEDULE	OF SCHEDULE	RPI	RPI	RPI	RPI
DIV. I ONLY	2- 5	249	1- 0	331	313	341	341	25	25	
DIV. I NON-CONF.	2- 5	249	1- 0	331	313	341	341	25	25	

TOTALS	RPI 1-25	RPI 26-50	W-L RECORDS	RPI 51-100	RPI 101-150	RPI 150+				
2- 5	0- 0	0- 0	OVERALL	0- 1	0- 1	2- 3				
2- 2	0- 0	0- 0	HOME	0- 1	0- 0	2- 1				
0- 3	0- 0	0- 0	AWAY	0- 0	0- 1	0- 2				
0- 0	0- 0	0- 0	NEUTRAL	0- 0	0- 0	0- 0				
2- 5	0- 0	0- 0	NON-CONFERENCE	0- 1	0- 1	2- 3				
2- 2	0- 0	0- 0	HOME	0- 1	0- 0	2- 1				
0- 3	0- 0	0- 0	AWAY	0- 0	0- 1	0- 2				
0- 0	0- 0	0- 0	NEUTRAL	0- 0	0- 0	0- 0				
0- 0	0- 0	0- 0	CONFERENCE	0- 0	0- 0	0- 0				
0- 0	0- 0	0- 0	HOME	0- 0	0- 0	0- 0				
0- 0	0- 0	0- 0	AWAY	0- 0	0- 0	0- 0				
0- 0	0- 0	0- 0	NEUTRAL	0- 0	0- 0	0- 0				

RPI 1-25				RPI 26-50				RPI 51-100				RPI 101+ Team's RPI : 341						
RPI	S	Opponent	Score	RPI	S	Opponent	Score	RPI	S	Opponent	Score	RPI	S	Opponent	Score			
								88	H	Stony Brook	48	79	139	A	Fordham	61	65	
													228	A	St. Francis Brooklyn	65	73	
													265	H	Detroit Mercy	56	58	
													315	H	Lafayette	60	49	
													337	A	Albany (NY)	54	60	
													348	H	LIU Brooklyn	61	46	
LAST 12 Division I GAMES:																		
				315	H	Lafayette	60	49	139	A	Fordham	61	65	265	H	Detroit Mercy	56	58
									88	H	Stony Brook	48	79	337	A	Albany (NY)	54	60
									228	A	St. Francis Brooklyn	65	73	348	H	LIU Brooklyn	61	46

Non-Div I Games:

Manhattan

■ Loss,
 ■ Non-Conf,
 ■ S Site,
 ■ H Home
 ■ A Away
 N Neutral

Average RPI Win:	233	WON-LOST	WINNING	LAST 10	STRENGTH OF	OPP. STRENGTH	TEAM	ADJ.	CONF.	ADJ CONF.
Average RPI Loss:	88	RECORD	PCT. RANK	GAMES	SCHEDULE	OF SCHEDULE	RPI	RPI	RPI	RPI

DIV. I ONLY	6- 2	64	0- 1	246	150	119	119	25	25
DIV. I NON-CONF.	6- 2	64	0- 1	246	150	119	119	25	25
TOTALS	RPI 1-25	RPI 26-50	W-L RECORDS	RPI 51-100	RPI 101-150	RPI 150+			
6- 2	0- 1	0- 0	OVERALL	0- 0	0- 0	6- 1			
2- 0	0- 0	0- 0	HOME	0- 0	0- 0	2- 0			
2- 1	0- 1	0- 0	AWAY	0- 0	0- 0	2- 0			
2- 1	0- 0	0- 0	NEUTRAL	0- 0	0- 0	2- 1			
6- 2	0- 1	0- 0	NON-CONFERENCE	0- 0	0- 0	6- 1			
2- 0	0- 0	0- 0	HOME	0- 0	0- 0	2- 0			
2- 1	0- 1	0- 0	AWAY	0- 0	0- 0	2- 0			
2- 1	0- 0	0- 0	NEUTRAL	0- 0	0- 0	2- 1			
0- 0	0- 0	0- 0	CONFERENCE	0- 0	0- 0	0- 0			
0- 0	0- 0	0- 0	HOME	0- 0	0- 0	0- 0			
0- 0	0- 0	0- 0	AWAY	0- 0	0- 0	0- 0			
0- 0	0- 0	0- 0	NEUTRAL	0- 0	0- 0	0- 0			

RPI 1-25				RPI 26-50				RPI 51-100				RPI 101+				Team's RPI: 119	
RPI	S	Opponent	Score	RPI	S	Opponent	Score	RPI	S	Opponent	Score	RPI	S	Opponent	Score		
24	A	Duke	56 64									152	N	Wright St.	60 76		
												160	H	Boston U.	68 57		
												198	A	Elon	61 57		
												234	H	Temple	74 68		
												258	N	Stetson	76 69		
												266	A	Navy	72 48		
												281	N	Hofstra	71 57		
LAST 12 Division I GAMES:																	
24	A	Duke	56 64	160	H	Boston U.	68 57										
198	A	Elon	61 57	266	A	Navy	72 48										
152	N	Wright St.	60 76														
281	N	Hofstra	71 57														
258	N	Stetson	76 69														
234	H	Temple	74 68														

Non-Div I Games:

Marist

Average RPI Win:	94	WON-LOST	WINNING	LAST 10	STRENGTH OF	OPP. STRENGTH	TEAM	ADJ.	CONF.	ADJ CONF.
Average RPI Loss:	12	RECORD	PCT. RANK	GAMES	SCHEDULE	OF SCHEDULE	RPI	RPI	RPI	RPI
DIV. I ONLY	6- 1	35	1- 0	40	18	7	7	4	4	
DIV. I NON-CONF.	6- 1	35	1- 0	40	18	7	7	4	4	

TOTALS	RPI 1-25	RPI 26-50	W-L RECORDS	RPI 51-100	RPI 101-150	RPI 150+				
6- 1	2- 1	0- 0	OVERALL	2- 0	0- 0	2- 0				
5- 0	2- 0	0- 0	HOME	2- 0	0- 0	1- 0				
1- 1	0- 1	0- 0	AWAY	0- 0	0- 0	1- 0				
0- 0	0- 0	0- 0	NEUTRAL	0- 0	0- 0	0- 0				
6- 1	2- 1	0- 0	NON-CONFERENCE	2- 0	0- 0	2- 0				
5- 0	2- 0	0- 0	HOME	2- 0	0- 0	1- 0				
1- 1	0- 1	0- 0	AWAY	0- 0	0- 0	1- 0				
0- 0	0- 0	0- 0	NEUTRAL	0- 0	0- 0	0- 0				
0- 0	0- 0	0- 0	CONFERENCE	0- 0	0- 0	0- 0				
0- 0	0- 0	0- 0	HOME	0- 0	0- 0	0- 0				
0- 0	0- 0	0- 0	AWAY	0- 0	0- 0	0- 0				
0- 0	0- 0	0- 0	NEUTRAL	0- 0	0- 0	0- 0				

RPI 1-25				Team's RPI: 7				RPI 26-50				RPI 51-100				RPI 101+			
RPI	S	Opponent	Score					RPI	S	Opponent	Score	RPI	S	Opponent	Score	RPI	S	Opponent	Score
11	H	South Dakota St.	91 52									77	H	Montana St.	100 52	176	A	Milwaukee	83 74
12	A	Miami (FL)	55 63									82	H	UNI	102 61	197	H	UIC	96 32
18	H	Michigan	85 74																
LAST 12 Division I GAMES:																			
197	H	UIC	96 32					82	H	UNI	102 61								
77	H	Montana St.	100 52					12	A	Miami (FL)	55 63								
11	H	South Dakota St.	91 52					18	H	Michigan	85 74								
								176	A	Milwaukee	83 74								

Non-Div I Games:

Marquette

Average RPI Win: 324 WON-LOST WINNING LAST 10 STRENGTH OF OPP. STRENGTH TEAM ADJ. CONF. ADJ CONF.
Average RPI Loss: 170 RECORD PCT. RANK GAMES SCHEDULE OF SCHEDULE RPI RPI RPI RPI

DIV. I ONLY	2- 5	249	0- 1	309	229	322	322	19	19
DIV. I NON-CONF.	2- 5	249	0- 1	309	229	322	322	19	19
TOTALS	RPI 1-25	RPI 26-50	W-L RECORDS	RPI 51-100	RPI 101-150	RPI 150+			
2- 5	0- 0	0- 0	OVERALL	0- 1	0- 1	2- 3			
2- 1	0- 0	0- 0	HOME	0- 1	0- 0	2- 0			
0- 4	0- 0	0- 0	AWAY	0- 0	0- 1	0- 3			
0- 0	0- 0	0- 0	NEUTRAL	0- 0	0- 0	0- 0			
2- 5	0- 0	0- 0	NON-CONFERENCE	0- 1	0- 1	2- 3			
2- 1	0- 0	0- 0	HOME	0- 1	0- 0	2- 0			
0- 4	0- 0	0- 0	AWAY	0- 0	0- 1	0- 3			
0- 0	0- 0	0- 0	NEUTRAL	0- 0	0- 0	0- 0			
0- 0	0- 0	0- 0	CONFERENCE	0- 0	0- 0	0- 0			
0- 0	0- 0	0- 0	HOME	0- 0	0- 0	0- 0			
0- 0	0- 0	0- 0	AWAY	0- 0	0- 0	0- 0			
0- 0	0- 0	0- 0	NEUTRAL	0- 0	0- 0	0- 0			

RPI 1-25	RPI 26-50	RPI 51-100	RPI 101+	Team's RPI: 322
RPI S Opponent Score	RPI S Opponent Score	RPI S Opponent Score	RPI S Opponent Score	
		100 H Indiana St. 53 62	128 A Wisconsin 49 67	
			171 A Bowling Green 76 99	
			219 A Appalachian St. 52 74	
			230 A Southern Ill. 49 58	
			300 H Coppin St. 88 67	
			347 H Evansville 72 65	
LAST 12 Division I GAMES:				
128 A Wisconsin 49 67	219 A Appalachian St. 52 74			
300 H Coppin St. 88 67	230 A Southern Ill. 49 58			
347 H Evansville 72 65	171 A Bowling Green 76 99			
	100 H Indiana St. 53 62			

Non-Div I Games: Bluefield St. 82 29

Marshall

Average RPI	Win:	195	WON-LOST	WINNING	LAST 10	STRENGTH OF	OPP. STRENGTH	TEAM	ADJ.	CONF.	ADJ CONF.
Average RPI	Loss:	0	RECORD	PCT. RANK	GAMES	SCHEDULE	OF SCHEDULE	RPI	RPI	RPI	RPI
DIV. I ONLY		8- 0		1	1- 0	257	103	50	50	3	3
DIV. I NON-CONF.		8- 0		1	1- 0	257	103	50	50	3	3

TOTALS	RPI 1-25		RPI 26-50		W-L RECORDS	RPI 51-100		RPI 101-150		RPI 150+	
8- 0	0- 0		0- 0		OVERALL	2- 0		1- 0		5- 0	
4- 0	0- 0		0- 0		HOME	1- 0		1- 0		2- 0	
2- 0	0- 0		0- 0		AWAY	1- 0		0- 0		1- 0	
2- 0	0- 0		0- 0		NEUTRAL	0- 0		0- 0		2- 0	
8- 0	0- 0		0- 0		NON-CONFERENCE	2- 0		1- 0		5- 0	
4- 0	0- 0		0- 0		HOME	1- 0		1- 0		2- 0	
2- 0	0- 0		0- 0		AWAY	1- 0		0- 0		1- 0	
2- 0	0- 0		0- 0		NEUTRAL	0- 0		0- 0		2- 0	
0- 0	0- 0		0- 0		CONFERENCE	0- 0		0- 0		0- 0	
0- 0	0- 0		0- 0		HOME	0- 0		0- 0		0- 0	
0- 0	0- 0		0- 0		AWAY	0- 0		0- 0		0- 0	
0- 0	0- 0		0- 0		NEUTRAL	0- 0		0- 0		0- 0	

RPI 1-25				RPI 26-50				Team's RPI: 50				RPI 51-100				RPI 101+			
RPI	S	Opponent	Score	RPI	S	Opponent	Score					RPI	S	Opponent	Score	RPI	S	Opponent	Score
												85	H	Georgi a Tech	67 54	130	H	Dayton	82 71
												97	A	South Carol i na	85 61	177	N	Georgi a	58 51
																209	H	UMBC	92 61
																225	A	George Washi ngton	69 30
																300	H	Coppi n St.	93 36
																339	N	Morgan St.	68 44
LAST 12 Division I GAMES:																			
177	N	Georgi a	58 51	209	H	UMBC	92 61					85	H	Georgi a Tech	67 54				
339	N	Morgan St.	68 44																
97	A	South Carolina	85 61																
225	A	George Washington	69 30																
130	H	Dayton	82 71																
300	H	Coppin St.	93 36																

Non-Div I Games:

Maryland

Average RPI	Win:	246	WON-LOST	WINNING	LAST 10	STRENGTH OF	OPP. STRENGTH	TEAM	ADJ.	CONF.	ADJ CONF.
Average RPI	Loss:	109	RECORD	PCT. RANK	GAMES	SCHEDULE	OF SCHEDULE	RPI	RPI	RPI	RPI
DIV. I ONLY		5- 4		144	0- 1	144	276	166	166	15	15
DIV. I NON-CONF.		5- 4		144	0- 1	144	276	166	166	15	15

TOTALS	RPI 1-25		RPI 26-50		W-L RECORDS	RPI 51-100		RPI 101-150		RPI 150+	
5- 4	0- 0		0- 2		OVERALL	0- 0		0- 1		5- 1	
3- 1	0- 0		0- 0		HOME	0- 0		0- 1		3- 0	
1- 2	0- 0		0- 1		AWAY	0- 0		0- 0		1- 1	
1- 1	0- 0		0- 1		NEUTRAL	0- 0		0- 0		1- 0	
5- 4	0- 0		0- 2		NON-CONFERENCE	0- 0		0- 1		5- 1	
3- 1	0- 0		0- 0		HOME	0- 0		0- 1		3- 0	
1- 2	0- 0		0- 1		AWAY	0- 0		0- 0		1- 1	
1- 1	0- 0		0- 1		NEUTRAL	0- 0		0- 0		1- 0	
0- 0	0- 0		0- 0		CONFERENCE	0- 0		0- 0		0- 0	
0- 0	0- 0		0- 0		HOME	0- 0		0- 0		0- 0	
0- 0	0- 0		0- 0		AWAY	0- 0		0- 0		0- 0	
0- 0	0- 0		0- 0		NEUTRAL	0- 0		0- 0		0- 0	

RPI	S	Opponent	Score	RPI	S	Opponent	Score	RPI	S	Opponent	Score	RPI	S	Opponent	Score
37	A	Northeastern	52 53	39	N	Bucknell	58 77	143	H	North Dakota	52 59	218	A	Towson	53 78
								223	H	Sacred Heart	78 61	227	A	Brown	90 61
								248	N	Fairfield	59 49	259	H	Central Conn. St.	74 59
								273	H	UTRGV	74 70				
LAST 12 Division I GAMES:															
259	H	Central Conn. St.	74 59	37	A	Northeastern	52 53	143	H	North Dakota	52 59	248	N	Fairfield	59 49
218	A	Towson	53 78	227	A	Brown	90 61	39	N	Bucknell	58 77	273	H	UTRGV	74 70
223	H	Sacred Heart	78 61												

Non-Div I Games:

Massachusetts

Average RPI Win:	0	WON-LOST	WINNING	LAST 10	STRENGTH OF	OPP. STRENGTH	TEAM	ADJ.	CONF.	ADJ CONF.
Average RPI Loss:	205	RECORD	PCT. RANK	GAMES	SCHEDULE	OF SCHEDULE	RPI	RPI	RPI	RPI
DIV. I ONLY	0- 5	326	0- 1	236	338	338	338	24	24	
DIV. I NON-CONF.	0- 5	326	0- 1	236	338	338	338	24	24	

TOTALS	RPI 1-25	RPI 26-50	W-L RECORDS	RPI 51-100	RPI 101-150	RPI 150+				
0- 5	0- 0	0- 1	OVERALL	0- 0	0- 0	0- 4				
0- 1	0- 0	0- 0	HOME	0- 0	0- 0	0- 1				
0- 4	0- 0	0- 1	AWAY	0- 0	0- 0	0- 3				
0- 0	0- 0	0- 0	NEUTRAL	0- 0	0- 0	0- 0				
0- 5	0- 0	0- 1	NON-CONFERENCE	0- 0	0- 0	0- 4				
0- 1	0- 0	0- 0	HOME	0- 0	0- 0	0- 1				
0- 4	0- 0	0- 1	AWAY	0- 0	0- 0	0- 3				
0- 0	0- 0	0- 0	NEUTRAL	0- 0	0- 0	0- 0				
0- 0	0- 0	0- 0	CONFERENCE	0- 0	0- 0	0- 0				
0- 0	0- 0	0- 0	HOME	0- 0	0- 0	0- 0				
0- 0	0- 0	0- 0	AWAY	0- 0	0- 0	0- 0				
0- 0	0- 0	0- 0	NEUTRAL	0- 0	0- 0	0- 0				

RPI 1-25				RPI 26-50				RPI 51-100				RPI 101+ Team's RPI: 338			
RPI	S	Opponent	Score	RPI	S	Opponent	Score	RPI	S	Opponent	Score	RPI	S	Opponent	Score
				38	A	Texas	40 96					179	A	Ri ce	65 93
												204	A	La. -Monroe	60 69
												291	A	Grambl i ng	51 75
												312	H	Loui si ana	59 70
LAST 12 Di vi si on I GAMES:															
				179	A	Ri ce	65 93	312	H	Loui si ana	59 70				
				204	A	La. -Monroe	60 69	291	A	Grambl i ng	51 75				
				38	A	Texas	40 96								

Non-Di v I Games: LSU-Alexandria 60 68

McNeese

Average RPI Loss: 172

DIV. I ONLY	2- 6	265	0- 1	184	295	295	295	9	9
DIV. I NON-CONF.	2- 6	265	0- 1	184	295	295	295	9	9
TOTALS	RPI 1-25	RPI 26-50	W-L RECORDS	RPI 51-100	RPI 101-150	RPI 150+			
2- 6	0- 0	0- 0	OVERALL	0- 1	0- 2	2- 3			
1- 3	0- 0	0- 0	HOME	0- 1	0- 1	1- 1			
0- 3	0- 0	0- 0	AWAY	0- 0	0- 1	0- 2			
1- 0	0- 0	0- 0	NEUTRAL	0- 0	0- 0	1- 0			
2- 6	0- 0	0- 0	NON-CONFERENCE	0- 1	0- 2	2- 3			
1- 3	0- 0	0- 0	HOME	0- 1	0- 1	1- 1			
0- 3	0- 0	0- 0	AWAY	0- 0	0- 1	0- 2			
1- 0	0- 0	0- 0	NEUTRAL	0- 0	0- 0	1- 0			
0- 0	0- 0	0- 0	CONFERENCE	0- 0	0- 0	0- 0			
0- 0	0- 0	0- 0	HOME	0- 0	0- 0	0- 0			
0- 0	0- 0	0- 0	AWAY	0- 0	0- 0	0- 0			
0- 0	0- 0	0- 0	NEUTRAL	0- 0	0- 0	0- 0			

RPI 1-25				RPI 26-50				RPI 51-100				RPI 101+				Team's RPI: 295	
RPI	S	Opponent	Score	RPI	S	Opponent	Score	RPI	S	Opponent	Score	RPI	S	Opponent	Score		
								90	H	Toledo	48 58	140	H	Louisiana Tech	50 66		
												146	A	UAB	54 85		
												192	N	Mercer	59 53		
												196	A	Arkansas St.	66 77		
												216	A	Coastal Caro.	71 90		
												243	H	New Orleans	59 66		
												314	H	Jackson St.	68 67		
LAST 12 Division I GAMES:																	
				140	H	Louisiana Tech	50 66	243	H	New Orleans	59 66						
				146	A	UAB	54 85	90	H	Toledo	48 58						
				196	A	Arkansas St.	66 77	216	A	Coastal Caro.	71 90						
				314	H	Jackson St.	68 67	192	N	Mercer	59 53						

Non-Div I Games:

Memphis

Average RPI Win: 221
Average RPI Loss: 126

WON-LOST
RECORD

WINNING
PCT. RANK

LAST 10
GAMES

STRENGTH OF
SCHEDULE

OPP. STRENGTH
OF SCHEDULE

TEAM
RPI

ADJ.
RPI

CONF.
RPI

ADJ CONF.
RPI

DIV. I ONLY	4- 5	182	0- 1	185	76	192	192	27	27
DIV. I NON-CONF.	4- 5	182	0- 1	185	76	192	192	27	27

TOTALS	RPI 1-25	RPI 26-50	W-L RECORDS	RPI 51-100	RPI 101-150	RPI 150+			
4- 5	0- 0	0- 1	OVERALL	0- 2	0- 0	4- 2			
2- 2	0- 0	0- 1	HOME	0- 1	0- 0	2- 0			
1- 2	0- 0	0- 0	AWAY	0- 1	0- 0	1- 1			
1- 1	0- 0	0- 0	NEUTRAL	0- 0	0- 0	1- 1			
4- 5	0- 0	0- 1	NON-CONFERENCE	0- 2	0- 0	4- 2			
2- 2	0- 0	0- 1	HOME	0- 1	0- 0	2- 0			
1- 2	0- 0	0- 0	AWAY	0- 1	0- 0	1- 1			
1- 1	0- 0	0- 0	NEUTRAL	0- 0	0- 0	1- 1			
0- 0	0- 0	0- 0	CONFERENCE	0- 0	0- 0	0- 0			
0- 0	0- 0	0- 0	HOME	0- 0	0- 0	0- 0			
0- 0	0- 0	0- 0	AWAY	0- 0	0- 0	0- 0			
0- 0	0- 0	0- 0	NEUTRAL	0- 0	0- 0	0- 0			

RPI	S	Opponent	Score	RPI	S	Opponent	Score	RPI	S	Opponent	Score	RPI	S	Opponent	Score
42	H	UCF	76	42	H	UCF	76	54	H	Florida St.	57	167	H	Florida	82
								64	A	Wake Forest	69	171	N	Bowling Green	63
												177	A	Georgia	67
												269	H	Kennesaw St.	48
												278	A	Ga. Southern	72
												295	N	Memphis	59

Team's RPI: 192															
LAST 12 Division I GAMES:															
54	H	Florida St.	57	177	A	Georgia	67	42	H	UCF	76	167	H	Florida	82
269	H	Kennesaw St.	48	171	N	Bowling Green	63	295	N	Memphis	59	278	A	Ga. Southern	72
64	A	Wake Forest	69												

Non-Div I Games:

Mercer

Average RPI	Win:	138	WON-LOST	WINNING	LAST 10	STRENGTH OF	OPP. STRENGTH	TEAM	ADJ.	CONF.	ADJ CONF.
Average RPI	Loss:	43	RECORD	PCT. RANK	GAMES	SCHEDULE	OF SCHEDULE	RPI	RPI	RPI	RPI
DIV. I ONLY			7- 2	59	2- 1	44	31	12	12	1	1
DIV. I NON-CONF.			7- 2	59	2- 1	44	31	12	12	1	1

TOTALS	RPI 1-25		RPI 26-50		W-L RECORDS	RPI 51-100		RPI 101-150		RPI 150+	
7- 2	2- 1		0- 0		OVERALL	0- 1		2- 0		3- 0	
6- 0	2- 0		0- 0		HOME	0- 0		2- 0		2- 0	
1- 2	0- 1		0- 0		AWAY	0- 1		0- 0		1- 0	
0- 0	0- 0		0- 0		NEUTRAL	0- 0		0- 0		0- 0	
7- 2	2- 1		0- 0		NON-CONFERENCE	0- 1		2- 0		3- 0	
6- 0	2- 0		0- 0		HOME	0- 0		2- 0		2- 0	
1- 2	0- 1		0- 0		AWAY	0- 1		0- 0		1- 0	
0- 0	0- 0		0- 0		NEUTRAL	0- 0		0- 0		0- 0	
0- 0	0- 0		0- 0		CONFERENCE	0- 0		0- 0		0- 0	
0- 0	0- 0		0- 0		HOME	0- 0		0- 0		0- 0	
0- 0	0- 0		0- 0		AWAY	0- 0		0- 0		0- 0	
0- 0	0- 0		0- 0		NEUTRAL	0- 0		0- 0		0- 0	

RPI	S	Opponent	Score	RPI	S	Opponent	Score	RPI	S	Opponent	Score
6	A	Iowa St.	52 75					80	A	Purdue	63 74
7	H	Marquette	63 55								
9	H	Colorado	73 58								

LAST 12 Division I GAMES:											
169	H	Hartford	75 62	234	H	Temple	73 61				
7	H	Marquette	63 55	126	H	Nebraska	82 68				
6	A	Iowa St.	52 75	109	H	SFA	81 60				
9	H	Colorado	73 58	311	A	FIU	94 43				
80	A	Purdue	63 74								

Non-Div I Games:

Mi ami (FL)

Average RPI Win:	258	WON-LOST	WINNING	LAST 10	STRENGTH OF	OPP. STRENGTH	TEAM	ADJ.	CONF.	ADJ CONF.
Average RPI Loss:	10	RECORD	PCT. RANK	GAMES	SCHEDULE	OF SCHEDULE	RPI	RPI	RPI	RPI
DIV. I ONLY	6- 1	35	1- 0	307	100	115	115	11	11	
DIV. I NON-CONF.	6- 1	35	1- 0	307	100	115	115	11	11	

TOTALS	RPI 1-25	RPI 26-50	W-L RECORDS	RPI 51-100	RPI 101-150	RPI 150+				
6- 1	0- 1	0- 0	OVERALL	0- 0	0- 0	6- 0				
3- 0	0- 0	0- 0	HOME	0- 0	0- 0	3- 0				
3- 1	0- 1	0- 0	AWAY	0- 0	0- 0	3- 0				
0- 0	0- 0	0- 0	NEUTRAL	0- 0	0- 0	0- 0				
6- 1	0- 1	0- 0	NON-CONFERENCE	0- 0	0- 0	6- 0				
3- 0	0- 0	0- 0	HOME	0- 0	0- 0	3- 0				
3- 1	0- 1	0- 0	AWAY	0- 0	0- 0	3- 0				
0- 0	0- 0	0- 0	NEUTRAL	0- 0	0- 0	0- 0				
0- 0	0- 0	0- 0	CONFERENCE	0- 0	0- 0	0- 0				
0- 0	0- 0	0- 0	HOME	0- 0	0- 0	0- 0				
0- 0	0- 0	0- 0	AWAY	0- 0	0- 0	0- 0				
0- 0	0- 0	0- 0	NEUTRAL	0- 0	0- 0	0- 0				

RPI 1-25				RPI 26-50				RPI 51-100				RPI 101+ Team's RPI : 115			
RPI	S	Opponent	Score	RPI	S	Opponent	Score	RPI	S	Opponent	Score	RPI	S	Opponent	Score
10	A	Louisville	73 95									197	A	UIC	65 56
												222	H	Cincinnati	78 65
												265	A	Detroit Mercy	78 59
												271	H	Eastern Ky.	60 44
												274	H	High Point	68 55
												316	A	Canisius	62 59
LAST 12 Division I GAMES:															
10	A	Louisville	73 95	222	H	Cincinnati	78 65	197	A	UIC	65 56				
274	H	High Point	68 55												
265	A	Detroit Mercy	78 59												
271	H	Eastern Ky.	60 44												
316	A	Canisius	62 59												

Non-Div I Games:

Miami (OH)

Average RPI	Win:	182	WON-LOST	WINNING	LAST 10	STRENGTH OF	OPP. STRENGTH	TEAM	ADJ.	CONF.	ADJ CONF.
Average RPI	Loss:	16	RECORD	PCT. RANK	GAMES	SCHEDULE	OF SCHEDULE	RPI	RPI	RPI	RPI
DIV. I ONLY		5- 3		114	1- 1	19	125	18	18	3	3
DIV. I NON-CONF.		5- 3		114	1- 1	19	125	18	18	3	3

TOTALS	RPI 1-25		RPI 26-50		W-L RECORDS	RPI 51-100		RPI 101-150		RPI 150+	
5- 3	0- 2		0- 1		OVERALL	2- 0		0- 0		3- 0	
2- 0	0- 0		0- 0		HOME	0- 0		0- 0		2- 0	
1- 2	0- 2		0- 0		AWAY	0- 0		0- 0		1- 0	
2- 1	0- 0		0- 1		NEUTRAL	2- 0		0- 0		0- 0	
5- 3	0- 2		0- 1		NON-CONFERENCE	2- 0		0- 0		3- 0	
2- 0	0- 0		0- 0		HOME	0- 0		0- 0		2- 0	
1- 2	0- 2		0- 0		AWAY	0- 0		0- 0		1- 0	
2- 1	0- 0		0- 1		NEUTRAL	2- 0		0- 0		0- 0	
0- 0	0- 0		0- 0		CONFERENCE	0- 0		0- 0		0- 0	
0- 0	0- 0		0- 0		HOME	0- 0		0- 0		0- 0	
0- 0	0- 0		0- 0		AWAY	0- 0		0- 0		0- 0	
0- 0	0- 0		0- 0		NEUTRAL	0- 0		0- 0		0- 0	

RPI 1-25	Team's RPI: 18	RPI 26-50	RPI 51-100	RPI 101+
RPI S Opponent Score		RPI S Opponent Score	RPI S Opponent Score	RPI S Opponent Score
4 A NC State 55 66		38 N Texas 52 69	63 N Washington 80 73	184 H Mt. St. Mary's 88 40
7 A Marquette 74 85			71 N Missouri 70 54	265 H Detroit Mercy 95 62
				328 A Western Mi ch. 79 42
LAST 12 Division I GAMES:				
63 N Washington 80 73		38 N Texas 52 69		
184 H Mt. St. Mary's 88 40		7 A Marquette 74 85		
		4 A NC State 55 66		
		71 N Missouri 70 54		
		265 H Detroit Mercy 95 62		
		328 A Western Mi ch. 79 42		

Non-Div I Games:

Mi chi gan

Average RPI	Win:	214	WON-LOST	WINNING	LAST 10	STRENGTH OF	OPP. STRENGTH	TEAM	ADJ.	CONF.	ADJ CONF.
Average RPI	Loss:	4	RECORD	PCT. RANK	GAMES	SCHEDULE	OF SCHEDULE	RPI	RPI	RPI	RPI
DIV. I ONLY		7- 1		24	1- 0	261	33	84	84	3	3
DIV. I NON-CONF.		7- 1		24	1- 0	261	33	84	84	3	3

TOTALS	RPI 1-25		RPI 26-50		W-L RECORDS	RPI 51-100		RPI 101-150		RPI 150+	
7- 1	0- 1		0- 0		OVERALL	0- 0		1- 0		6- 0	
5- 0	0- 0		0- 0		HOME	0- 0		1- 0		4- 0	
1- 0	0- 0		0- 0		AWAY	0- 0		0- 0		1- 0	
1- 1	0- 1		0- 0		NEUTRAL	0- 0		0- 0		1- 0	
7- 1	0- 1		0- 0		NON-CONFERENCE	0- 0		1- 0		6- 0	
5- 0	0- 0		0- 0		HOME	0- 0		1- 0		4- 0	
1- 0	0- 0		0- 0		AWAY	0- 0		0- 0		1- 0	
1- 1	0- 1		0- 0		NEUTRAL	0- 0		0- 0		1- 0	
0- 0	0- 0		0- 0		CONFERENCE	0- 0		0- 0		0- 0	
0- 0	0- 0		0- 0		HOME	0- 0		0- 0		0- 0	
0- 0	0- 0		0- 0		AWAY	0- 0		0- 0		0- 0	
0- 0	0- 0		0- 0		NEUTRAL	0- 0		0- 0		0- 0	

RPI	S	Opponent	Score
4	N	NC State	74 78

RPI	S	Opponent	Score
-----	---	----------	-------

RPI	S	Opponent	Score
-----	---	----------	-------

RPI	S	Opponent	Score
133	H	Virginia	91 66
152	H	Wright St.	84 68
171	H	Bowling Green	99 69
229	A	Oakland	102 58
242	H	Texas Southern	91 45
269	N	Kennesaw St.	75 51
299	H	ETSU	75 53

LAST 12 Division I GAMES:

229	A	Oakland	102 58	152	H	Wright St.	84 68
242	H	Texas Southern	91 45	299	H	ETSU	75 53
133	H	Virginia	91 66	171	H	Bowling Green	99 69
269	N	Kennesaw St.	75 51				
4	N	NC State	74 78				

Non-Div I Games:

Michigan St.

Average RPI		Win: 202	WON-LOST RECORD	WINNING PCT. RANK	LAST 10 GAMES	STRENGTH OF SCHEDULE	OPP. STRENGTH OF SCHEDULE	TEAM RPI	ADJ. RPI	CONF. RPI	ADJ. CONF. RPI
Loss: 74											
DIV. I ONLY			7- 2	59	1- 0	194	93	86	86	19	19
DIV. I NON-CONF.			7- 2	59	1- 0	194	93	86	86	19	19
TOTALS		RPI 1-25		RPI 26-50		W-L RECORDS	RPI 51-100	RPI 101-150		RPI 150+	
7- 2	0- 0			0- 0		OVERALL	0- 2	0- 0		7- 0	
3- 1	0- 0			0- 0		HOME	0- 1	0- 0		3- 0	
3- 1	0- 0			0- 0		AWAY	0- 1	0- 0		3- 0	
1- 0	0- 0			0- 0		NEUTRAL	0- 0	0- 0		1- 0	
7- 2	0- 0			0- 0		NON-CONFERENCE	0- 2	0- 0		7- 0	
3- 1	0- 0			0- 0		HOME	0- 1	0- 0		3- 0	
3- 1	0- 0			0- 0		AWAY	0- 1	0- 0		3- 0	
1- 0	0- 0			0- 0		NEUTRAL	0- 0	0- 0		1- 0	
0- 0	0- 0			0- 0		CONFERENCE	0- 0	0- 0		0- 0	
0- 0	0- 0			0- 0		HOME	0- 0	0- 0		0- 0	
0- 0	0- 0			0- 0		AWAY	0- 0	0- 0		0- 0	
0- 0	0- 0			0- 0		NEUTRAL	0- 0	0- 0		0- 0	

[illegible]

Non-Div I Games:

Mid dle Tenn.

Average RPI	Win: 239	WON-LOST RECORD	WINNING PCT. RANK	LAST 10 GAMES	STRENGTH OF SCHEDULE	OPP. STRENGTH OF SCHEDULE	TEAM RPI	ADJ. RPI	CONF. RPI	ADJ CONF. RPI
Average RPI	Loss: 63									
DIV. I ONLY	3- 5	217	1- 0	81	99	176	176	13	13	
DIV. I NON-CONF.	3- 5	217	1- 0	81	99	176	176	13	13	

TOTALS	RPI 1-25	RPI 26-50	W-L RECORDS	RPI 51-100	RPI 101-150	RPI 150+				
3- 5	0- 2	0- 1	OVERALL	1- 0	0- 2	2- 0				
2- 2	0- 1	0- 0	HOME	0- 0	0- 1	2- 0				
0- 3	0- 1	0- 1	AWAY	0- 0	0- 1	0- 0				
1- 0	0- 0	0- 0	NEUTRAL	1- 0	0- 0	0- 0				
3- 5	0- 2	0- 1	NON-CONFERENCE	1- 0	0- 2	2- 0				
2- 2	0- 1	0- 0	HOME	0- 0	0- 1	2- 0				
0- 3	0- 1	0- 1	AWAY	0- 0	0- 1	0- 0				
1- 0	0- 0	0- 0	NEUTRAL	1- 0	0- 0	0- 0				
0- 0	0- 0	0- 0	CONFERENCE	0- 0	0- 0	0- 0				
0- 0	0- 0	0- 0	HOME	0- 0	0- 0	0- 0				
0- 0	0- 0	0- 0	AWAY	0- 0	0- 0	0- 0				
0- 0	0- 0	0- 0	NEUTRAL	0- 0	0- 0	0- 0				

RPI 1-25				RPI 26-50				RPI 51-100				RPI 101+ Team's RPI: 176			
RPI	S	Opponent	Score	RPI	S	Opponent	Score	RPI	S	Opponent	Score	RPI	S	Opponent	Score
7	H	Marquette	74 83	46	A	Saint Mary's (CA)	71 73	95	N	UC Riverside	56 54	117	A	Fresno St.	48 65
15	A	Indiana	66 68									128	H	Wisconsin	57 68
												289	H	Columbia	78 65
												334	H	Purdue Fort Wayne	70 48

LAST 12 Division I GAMES:															
128	H	Wisconsin	57 68	334	H	Purdue Fort Wayne	70 48	7	H	Marquette	74 83				
15	A	Indiana	66 68	95	N	UC Riverside	56 54	46	A	Saint Mary's (CA)	71 73				
				117	A	Fresno St.	48 65								
				289	H	Columbia	78 65								

Non-Div I Games:

Milwaukee

Average RPI Win:	164	WON-LOST	WINNING	LAST 10	STRENGTH OF	OPP. STRENGTH	TEAM	ADJ.	CONF.	ADJ CONF.
Average RPI Loss:	0	RECORD	PCT. RANK	GAMES	SCHEDULE	OF SCHEDULE	RPI	RPI	RPI	RPI
DIV. I ONLY	8- 0	1	1- 0	243	17	25	25	3	3	
DIV. I NON-CONF.	8- 0	1	1- 0	243	17	25	25	3	3	

TOTALS	RPI 1-25	RPI 26-50	W-L RECORDS	RPI 51-100	RPI 101-150	RPI 150+				
8- 0	1- 0	1- 0	OVERALL	0- 0	2- 0	4- 0				
7- 0	1- 0	0- 0	HOME	0- 0	2- 0	4- 0				
1- 0	0- 0	1- 0	AWAY	0- 0	0- 0	0- 0				
0- 0	0- 0	0- 0	NEUTRAL	0- 0	0- 0	0- 0				
8- 0	1- 0	1- 0	NON-CONFERENCE	0- 0	2- 0	4- 0				
7- 0	1- 0	0- 0	HOME	0- 0	2- 0	4- 0				
1- 0	0- 0	1- 0	AWAY	0- 0	0- 0	0- 0				
0- 0	0- 0	0- 0	NEUTRAL	0- 0	0- 0	0- 0				
0- 0	0- 0	0- 0	CONFERENCE	0- 0	0- 0	0- 0				
0- 0	0- 0	0- 0	HOME	0- 0	0- 0	0- 0				
0- 0	0- 0	0- 0	AWAY	0- 0	0- 0	0- 0				
0- 0	0- 0	0- 0	NEUTRAL	0- 0	0- 0	0- 0				

RPI 1-25	Team's RPI: 25	RPI 26-50	RPI 51-100	RPI 101+
RPI S Opponent Score	RPI S Opponent Score	RPI S Opponent Score	RPI S Opponent Score	RPI S Opponent Score
14 H Syracuse 72 68	36 A Xavier 78 53			125 H Air Force 67 50
				145 H San Diego 53 48
				165 H Ark. -Pi ne Bl uff 84 42
				237 H Cornell 65 45
				294 H New Hampshi re 70 47
				297 H Incarnate Word 75 39
LAST 12 Division I GAMES:				
297 H Incarnate Word 75 39	165 H Ark. -Pi ne Bl uff 84 42			
125 H Air Force 67 50	145 H San Diego 53 48			
14 H Syracuse 72 68	36 A Xavier 78 53			
237 H Cornell 65 45	294 H New Hampshi re 70 47			

Non-Div I Games:

Minnesota

Average RPI Win:	178	WON-LOST	WINNING	LAST 10	STRENGTH OF	OPP. STRENGTH	TEAM	ADJ.	CONF.	ADJ CONF.
Average RPI Loss:	0	RECORD	PCT. RANK	GAMES	SCHEDULE	OF SCHEDULE	RPI	RPI	RPI	RPI
DIV. I ONLY	8- 0	1	1- 0	281	26	48	48	7	7	
DIV. I NON-CONF.	8- 0	1	1- 0	281	26	48	48	7	7	

TOTALS	RPI 1-25	RPI 26-50	W-L RECORDS	RPI 51-100	RPI 101-150	RPI 150+				
8- 0	0- 0	2- 0	OVERALL	0- 0	1- 0	5- 0				
5- 0	0- 0	1- 0	HOME	0- 0	0- 0	4- 0				
3- 0	0- 0	1- 0	AWAY	0- 0	1- 0	1- 0				
0- 0	0- 0	0- 0	NEUTRAL	0- 0	0- 0	0- 0				
8- 0	0- 0	2- 0	NON-CONFERENCE	0- 0	1- 0	5- 0				
5- 0	0- 0	1- 0	HOME	0- 0	0- 0	4- 0				
3- 0	0- 0	1- 0	AWAY	0- 0	1- 0	1- 0				
0- 0	0- 0	0- 0	NEUTRAL	0- 0	0- 0	0- 0				
0- 0	0- 0	0- 0	CONFERENCE	0- 0	0- 0	0- 0				
0- 0	0- 0	0- 0	HOME	0- 0	0- 0	0- 0				
0- 0	0- 0	0- 0	AWAY	0- 0	0- 0	0- 0				
0- 0	0- 0	0- 0	NEUTRAL	0- 0	0- 0	0- 0				

RPI	S	Opponent	Score	RPI	S	Opponent	Score	RPI	S	Opponent	Score
31	H	Lamar University	104 53	38	A	Texas	67 49	133	A	Virginia	72 44
205	H	Furman	106 41	300	H	Coppin St.	110 38	187	A	Little Rock	98 63
31	H	Lamar University	104 53	133	A	Virginia	72 44	217	H	Southeast Mo. St.	88 53
133	A	Virginia	72 44	217	H	Southeast Mo. St.	88 53	314	H	Jackson St.	105 38
217	H	Southeast Mo. St.	88 53								
LAST 12 Division I GAMES:											
314	H	Jackson St.	105 38	38	A	Texas	67 49	187	A	Little Rock	98 63
205	H	Furman	106 41								
300	H	Coppin St.	110 38								
31	H	Lamar University	104 53								
133	A	Virginia	72 44								
217	H	Southeast Mo. St.	88 53								

Non-Div I Games:

Mississippi St.

Average RPI Win:	346	WON-LOST	WINNING	LAST 10	STRENGTH OF	OPP. STRENGTH	TEAM	ADJ.	CONF.	ADJ CONF.
Average RPI Loss:	157	RECORD	PCT. RANK	GAMES	SCHEDULE	OF SCHEDULE	RPI	RPI	RPI	RPI
DIV. I ONLY	1- 6	302	0- 1	100	321	238	238	26	26	
DIV. I NON-CONF.	1- 6	302	0- 1	100	321	238	238	26	26	

TOTALS	RPI 1-25	RPI 26-50	W-L RECORDS	RPI 51-100	RPI 101-150	RPI 150+				
1- 6	0- 0	0- 0	OVERALL	0- 2	0- 0	1- 4				
0- 0	0- 0	0- 0	HOME	0- 0	0- 0	0- 0				
1- 5	0- 0	0- 0	AWAY	0- 2	0- 0	1- 3				
0- 1	0- 0	0- 0	NEUTRAL	0- 0	0- 0	0- 1				
1- 6	0- 0	0- 0	NON-CONFERENCE	0- 2	0- 0	1- 4				
0- 0	0- 0	0- 0	HOME	0- 0	0- 0	0- 0				
1- 5	0- 0	0- 0	AWAY	0- 2	0- 0	1- 3				
0- 1	0- 0	0- 0	NEUTRAL	0- 0	0- 0	0- 1				
0- 0	0- 0	0- 0	CONFERENCE	0- 0	0- 0	0- 0				
0- 0	0- 0	0- 0	HOME	0- 0	0- 0	0- 0				
0- 0	0- 0	0- 0	AWAY	0- 0	0- 0	0- 0				
0- 0	0- 0	0- 0	NEUTRAL	0- 0	0- 0	0- 0				

RPI 1-25				RPI 26-50				RPI 51-100				RPI 101+ Team's RPI : 238							
RPI	S	Opponent	Score	RPI	S	Opponent	Score	RPI	S	Opponent	Score	RPI	S	Opponent	Score				
								58	A	TCU	47	96	164	A	SMU	47	62		
								86	A	Middle Tenn.	51	101	183	A	Nicholls St.	47	72		
													200	N	Troy	54	75		
													251	A	Southern Miss.	60	67		
													346	A	Austin Peay	95	89		

LAST 12 Division I GAMES:																			
				58	A	TCU	47	96	183	A	Nicholls St.	47	72						
									200	N	Troy	54	75						
									251	A	Southern Miss.	60	67						
									86	A	Middle Tenn.	51	101						
									346	A	Austin Peay	95	89						
									164	A	SMU	47	62						

Non-Div I Games:

Mississippi Val.

M
i
s
s
o
u
r
i

Missouri										Through Games Of Dec. 5, 2018													
Average RPI Win: 170				WON-LOST RECORD		WINNING PCT. RANK		LAST 10 GAMES		STRENGTH OF SCHEDULE		OPP. STRENGTH OF SCHEDULE		TEAM RPI		ADJ. RPI		CONF. RPI		ADJ CONF. RPI			
DIV. I ONLY				6- 2		64		1- 0		154		28		71		71		7		7			
DIV. I NON-CONF.				6- 2		64		1- 0		154		28		71		71		7		7			
TOTALS				RPI 1-25		RPI 26-50		W-L RECORDS		RPI 51-100		RPI 101-150		RPI 150+									
6- 2				1- 1		1- 1		OVERALL		0- 0		0- 0		4- 0									
2- 1				0- 0		0- 1		HOME		0- 0		0- 0		2- 0									
2- 0				0- 0		0- 0		AWAY		0- 0		0- 0		2- 0									
2- 1				1- 1		1- 0		NEUTRAL		0- 0		0- 0		0- 0									
6- 2				1- 1		1- 1		NON-CONFERENCE		0- 0		0- 0		4- 0									
2- 1				0- 0		0- 1		HOME		0- 0		0- 0		2- 0									
2- 0				0- 0		0- 0		AWAY		0- 0		0- 0		2- 0									
2- 1				1- 1		1- 0		NEUTRAL		0- 0		0- 0		0- 0									
0- 0				0- 0		0- 0		CONFERENCE		0- 0		0- 0		0- 0									
0- 0				0- 0		0- 0		HOME		0- 0		0- 0		0- 0									
0- 0				0- 0		0- 0		AWAY		0- 0		0- 0		0- 0									
0- 0				0- 0		0- 0		NEUTRAL		0- 0		0- 0		0- 0									
RPI 1-25				RPI 26-50				RPI 51-100				Team's RPI: 71				RPI 101+							
RPI	S	Opponent		Score		RPI	S	Opponent		Score		RPI	S	Opponent		Score		RPI	S	Opponent		Score	
18	N	Mi chi gan		54	70	30	N	Qui nni pi ac		65	51			199		H	SIUE	59	36				
24	N	Duke		62	54	47	H	Green Bay		49	56			226		A	Western Ill.	89	64				

Average RPI Win:	284	WON-LOST	WINNING	LAST 10	STRENGTH OF	OPP. STRENGTH	TEAM	ADJ.	CONF.	ADJ CONF.
Average RPI Loss:	142	RECORD	PCT. RANK	GAMES	SCHEDULE	OF SCHEDULE	RPI	RPI	RPI	RPI
DIV. I ONLY	1- 5	293	0- 1	98	227	263	263	16	16	
DIV. I NON-CONF.	1- 5	293	0- 1	98	227	263	263	16	16	

TOTALS	RPI 1-25	RPI 26-50	W-L RECORDS	RPI 51-100	RPI 101-150	RPI 150+				
1- 5	0- 1	0- 0	OVERALL	0- 1	0- 1	1- 2				
1- 1	0- 1	0- 0	HOME	0- 0	0- 0	1- 0				
0- 4	0- 0	0- 0	AWAY	0- 1	0- 1	0- 2				
0- 0	0- 0	0- 0	NEUTRAL	0- 0	0- 0	0- 0				
1- 5	0- 1	0- 0	NON-CONFERENCE	0- 1	0- 1	1- 2				
1- 1	0- 1	0- 0	HOME	0- 0	0- 0	1- 0				
0- 4	0- 0	0- 0	AWAY	0- 1	0- 1	0- 2				
0- 0	0- 0	0- 0	NEUTRAL	0- 0	0- 0	0- 0				
0- 0	0- 0	0- 0	CONFERENCE	0- 0	0- 0	0- 0				
0- 0	0- 0	0- 0	HOME	0- 0	0- 0	0- 0				
0- 0	0- 0	0- 0	AWAY	0- 0	0- 0	0- 0				
0- 0	0- 0	0- 0	NEUTRAL	0- 0	0- 0	0- 0				

RPI 1-25				RPI 26-50				RPI 51-100				RPI 101+ Team's RPI: 263			
RPI	S	Opponent	Score	RPI	S	Opponent	Score	RPI	S	Opponent	Score	RPI	S	Opponent	Score
17	H	South Dakota	74 85					71	A	Missouri	61 65	147	A	Santa Clara	73 77
												220	A	Wichita St.	60 63
												256	A	North Texas	76 83
												284	H	Ball St.	74 54
LAST 12 Division I GAMES:															
284	H	Ball St.	74 54	17	H	South Dakota	74 85	256	A	North Texas	76 83				
71	A	Missouri	61 65					147	A	Santa Clara	73 77				
220	A	Wichita St.	60 63												

Non-Div I Games:

Missouri St.

Average RPI Win: 262		WON-LOST	WINNING	LAST 10	STRENGTH OF		OPP. STRENGTH	TEAM	ADJ.	CONF.	ADJ CONF.
Average RPI Loss: 96		RECORD	PCT. RANK	GAMES	SCHEDULE		OF SCHEDULE	RPI	RPI	RPI	RPI
DIV. I ONLY		3- 4	188	1- 0	88		226	141	141	25	25
DIV. I NON-CONF.		3- 4	188	1- 0	88		226	141	141	25	25

TOTALS		RPI 1-25		RPI 26-50	W-L RECORDS		RPI 51-100	RPI 101-150		RPI 150+	
3- 4		0- 0		0- 1	OVERALL		0- 1	0- 2		3- 0	
1- 1		0- 0		0- 1	HOME		0- 0	0- 0		1- 0	
2- 3		0- 0		0- 0	AWAY		0- 1	0- 2		2- 0	
0- 0		0- 0		0- 0	NEUTRAL		0- 0	0- 0		0- 0	
3- 4		0- 0		0- 1	NON-CONFERENCE		0- 1	0- 2		3- 0	
1- 1		0- 0		0- 1	HOME		0- 0	0- 0		1- 0	
2- 3		0- 0		0- 0	AWAY		0- 1	0- 2		2- 0	
0- 0		0- 0		0- 0	NEUTRAL		0- 0	0- 0		0- 0	
0- 0		0- 0		0- 0	CONFERENCE		0- 0	0- 0		0- 0	
0- 0		0- 0		0- 0	HOME		0- 0	0- 0		0- 0	
0- 0		0- 0		0- 0	AWAY		0- 0	0- 0		0- 0	
0- 0		0- 0		0- 0	NEUTRAL		0- 0	0- 0		0- 0	

RPI 1-25				RPI 26-50				RPI 51-100				RPI 101+ Team's RPI: 141			
RPI	S	Opponent	Score	RPI	S	Opponent	Score	RPI	S	Opponent	Score	RPI	S	Opponent	Score
				39	H	Bucknell I	32 70	51	A	Virginia Tech	49 82	144	A	Lehigh	48 63
												149	A	East Carolina	67 73
												223	A	Sacred Heart	55 50
												225	A	George Washington	55 51
												337	H	Albany (NY)	64 56
LAST 12 Division I GAMES:															
				225	A	George Washington	55 51	51	A	Virginia Tech	49 82				
				223	A	Sacred Heart	55 50	144	A	Lehigh	48 63				
				337	H	Albany (NY)	64 56	149	A	East Carolina	67 73				
								39	H	Bucknell I	32 70				

Non-Div I Games:

Monmouth

Average RPI	Win:	111	WON-LOST	WINNING	LAST 10	STRENGTH OF	OPP. STRENGTH	TEAM	ADJ.	CONF.	ADJ CONF.
Average RPI	Loss:	45	RECORD	PCT. RANK	GAMES	SCHEDULE	OF SCHEDULE	RPI	RPI	RPI	RPI
DIV. I ONLY		2- 3	211	1- 0	9	128	74	74	10	10	
DIV. I NON-CONF.		2- 3	211	1- 0	9	128	74	74	10	10	

TOTALS	RPI 1-25		RPI 26-50		W-L RECORDS	RPI 51-100	RPI 101-150		RPI 150+		
2- 3	0- 2		0- 0		OVERALL	1- 0	1- 1		0- 0		
2- 1	0- 1		0- 0		HOME	1- 0	1- 0		0- 0		
0- 2	0- 1		0- 0		AWAY	0- 0	0- 1		0- 0		
0- 0	0- 0		0- 0		NEUTRAL	0- 0	0- 0		0- 0		
2- 3	0- 2		0- 0		NON-CONFERENCE	1- 0	1- 1		0- 0		
2- 1	0- 1		0- 0		HOME	1- 0	1- 0		0- 0		
0- 2	0- 1		0- 0		AWAY	0- 0	0- 1		0- 0		
0- 0	0- 0		0- 0		NEUTRAL	0- 0	0- 0		0- 0		
0- 0	0- 0		0- 0		CONFERENCE	0- 0	0- 0		0- 0		
0- 0	0- 0		0- 0		HOME	0- 0	0- 0		0- 0		
0- 0	0- 0		0- 0		AWAY	0- 0	0- 0		0- 0		
0- 0	0- 0		0- 0		NEUTRAL	0- 0	0- 0		0- 0		

RPI 1-25				RPI 26-50				RPI 51-100				Team's RPI: 74				RPI 101+			
RPI	S	Opponent	Score	RPI	S	Opponent	Score	RPI	S	Opponent	Score	RPI	S	Opponent	Score	RPI	S	Opponent	Score
16	A	Gonzaga	52 76					98	H	Northern Ill.	86 70					103	A	Arizona	51 100
17	H	South Dakota	41 64													124	H	UC Davis	62 56
LAST 12 Division I GAMES:																			
	</																		

Non-Div I Games: Providence (MT) 90 45

Montana

Average RPI Win: 211 WON-LOST WINNING LAST 10
Average RPI Loss: 14 RECORD PCT. RANK GAMES STRENGTH OF OPP. STRENGTH TEAM ADJ. CONF. ADJ CONF.
SCHEDULE OF SCHEDULE RPI RPI RPI RPI

DIV. I ONLY	3- 2	123	1- 0	175	25	77	77	10	10
DIV. I NON-CONF.	3- 2	123	1- 0	175	25	77	77	10	10
TOTALS	RPI 1-25	RPI 26-50	W-L RECORDS	RPI 51-100	RPI 101-150	RPI 150+			
3- 2	0- 2	0- 0	OVERALL	0- 0	0- 0	3- 0			
1- 0	0- 0	0- 0	HOME	0- 0	0- 0	1- 0			
1- 2	0- 2	0- 0	AWAY	0- 0	0- 0	1- 0			
1- 0	0- 0	0- 0	NEUTRAL	0- 0	0- 0	1- 0			
3- 2	0- 2	0- 0	NON-CONFERENCE	0- 0	0- 0	3- 0			
1- 0	0- 0	0- 0	HOME	0- 0	0- 0	1- 0			
1- 2	0- 2	0- 0	AWAY	0- 0	0- 0	1- 0			
1- 0	0- 0	0- 0	NEUTRAL	0- 0	0- 0	1- 0			
0- 0	0- 0	0- 0	CONFERENCE	0- 0	0- 0	0- 0			
0- 0	0- 0	0- 0	HOME	0- 0	0- 0	0- 0			
0- 0	0- 0	0- 0	AWAY	0- 0	0- 0	0- 0			
0- 0	0- 0	0- 0	NEUTRAL	0- 0	0- 0	0- 0			

RPI S Opponent Score	RPI S Opponent Score	RPI S Opponent Score	RPI S Opponent Score
7 A Marquette 52 100			175 A Texas St. 67 59
20 A Wyomi ng 58 66			182 N Delaware 69 60
			277 H Long Beach St. 85 62
LAST 12 Division I GAMES:			
175 A Texas St. 67 59	182 N Delaware 69 60	7 A Marquette 52 100	
277 H Long Beach St. 85 62			
20 A Wyomi ng 58 66			

Non-Div I Games: Carroll (MT) 64 48

Montana St.

Average RPI Win:	298	WON-LOST	WINNING	LAST 10	STRENGTH OF	OPP. STRENGTH	TEAM	ADJ.	CONF.	ADJ CONF.
Average RPI Loss:	124	RECORD	PCT. RANK	GAMES	SCHEDULE	OF SCHEDULE	RPI	RPI	RPI	RPI
DIV. I ONLY	5- 2	80	1- 0	295	300	203	203	22	22	
DIV. I NON-CONF.	5- 2	80	1- 0	295	300	203	203	22	22	
TOTALS	RPI 1-25	RPI 26-50	W-L RECORDS	RPI 51-100	RPI 101-150	RPI 150+				
5- 2	0- 1	0- 0	OVERALL	0- 0	0- 0	5- 1				
3- 1	0- 0	0- 0	HOME	0- 0	0- 0	3- 1				
2- 1	0- 1	0- 0	AWAY	0- 0	0- 0	2- 0				
0- 0	0- 0	0- 0	NEUTRAL	0- 0	0- 0	0- 0				
5- 2	0- 1	0- 0	NON-CONFERENCE	0- 0	0- 0	5- 1				
3- 1	0- 0	0- 0	HOME	0- 0	0- 0	3- 1				
2- 1	0- 1	0- 0	AWAY	0- 0	0- 0	2- 0				
0- 0	0- 0	0- 0	NEUTRAL	0- 0	0- 0	0- 0				
0- 0	0- 0	0- 0	CONFERENCE	0- 0	0- 0	0- 0				
0- 0	0- 0	0- 0	HOME	0- 0	0- 0	0- 0				
0- 0	0- 0	0- 0	AWAY	0- 0	0- 0	0- 0				
0- 0	0- 0	0- 0	NEUTRAL	0- 0	0- 0	0- 0				

RPI	S	Opponent	Score	RPI	S	Opponent	Score	RPI	S	Opponent	Score	RPI	S	Opponent	Score	Team's RPI: 203
19	A	Kentucky	57 87									228	H	St. Francis Brooklyn	94 101	
												261	H	Valparaiso	68 62	
												272	A	Gardner-Webb	84 69	
												288	A	N. C. A&T	72 67	
												321	H	Chicago St.	104 68	
												347	H	Evansville	85 63	
LAST 12 Division I GAMES:																
261	H	Valparaiso	68 62	347	H	Evansville	85 63	19	A	Kentucky	57 87	228	H	St. Francis Brooklyn	94 101	
272	A	Gardner-Webb	84 69									321	H	Chicago St.	104 68	
288	A	N. C. A&T	72 67													

Non-Div I Games: Alice Lloyd 121 56 Ky. Christian 119 28

Morehead St.

Average RPI Win:	0	WON-LOST	WINNING	LAST 10	STRENGTH OF	OPP. STRENGTH	TEAM	ADJ.	CONF.	ADJ CONF.
Average RPI Loss:	195	RECORD	PCT. RANK	GAMES	SCHEDULE	OF SCHEDULE	RPI	RPI	RPI	RPI
DIV. I ONLY	0- 8	326	0- 1	286	205	339	339	32	32	
DIV. I NON-CONF.	0- 8	326	0- 1	286	205	339	339	32	32	

TOTALS	RPI 1-25	RPI 26-50	W-L RECORDS	RPI 51-100	RPI 101-150	RPI 150+				
0- 8	0- 0	0- 1	OVERALL	0- 0	0- 1	0- 6				
0- 1	0- 0	0- 0	HOME	0- 0	0- 0	0- 1				
0- 4	0- 0	0- 0	AWAY	0- 0	0- 1	0- 3				
0- 3	0- 0	0- 1	NEUTRAL	0- 0	0- 0	0- 2				
0- 8	0- 0	0- 1	NON-CONFERENCE	0- 0	0- 1	0- 6				
0- 1	0- 0	0- 0	HOME	0- 0	0- 0	0- 1				
0- 4	0- 0	0- 0	AWAY	0- 0	0- 1	0- 3				
0- 3	0- 0	0- 1	NEUTRAL	0- 0	0- 0	0- 2				
0- 0	0- 0	0- 0	CONFERENCE	0- 0	0- 0	0- 0				
0- 0	0- 0	0- 0	HOME	0- 0	0- 0	0- 0				
0- 0	0- 0	0- 0	AWAY	0- 0	0- 0	0- 0				
0- 0	0- 0	0- 0	NEUTRAL	0- 0	0- 0	0- 0				

RPI 1-25				RPI 26-50				RPI 51-100				RPI 101+				Team's RPI: 339
RPI	S	Opponent	Score	RPI	S	Opponent	Score	RPI	S	Opponent	Score	RPI	S	Opponent	Score	
				50	N	Maryland	44 68					109	A	SFA	42 69	
												169	A	Hartford	59 80	
												177	N	Georgi a	33 60	
												181	A	Western Ky.	43 90	
												259	H	Central Conn. St.	36 60	
												301	N	Niagara	57 67	
												311	A	FIU	50 59	
LAST 12 Division I GAMES:																
301	N	Niagara	57 67	259	H	Central Conn. St.	36 60	50	N	Maryland	44 68	177	N	Georgi a	33 60	
311	A	FIU	50 59	177	N	Georgi a	42 69	109	A	SFA	42 69	169	A	Hartford	59 80	
181	A	Western Ky.	43 90													

Non-Div I Games: Washington Adventist 60 43 Lincoln (PA) 46 51

Morgan St.

Average RPI Win:	272	WON-LOST	WINNING	LAST 10	STRENGTH OF	OPP. STRENGTH	TEAM	ADJ.	CONF.	ADJ CONF.
Average RPI Loss:	112	RECORD	PCT. RANK	GAMES	SCHEDULE	OF SCHEDULE	RPI	RPI	RPI	RPI
DIV. I ONLY	3- 3	155	1- 0	283	149	184	184	31	31	
DIV. I NON-CONF.	3- 3	155	1- 0	283	149	184	184	31	31	

TOTALS	RPI 1-25	RPI 26-50	W-L RECORDS	RPI 51-100	RPI 101-150	RPI 150+				
3- 3	0- 1	0- 1	OVERALL	0- 0	0- 0	3- 1				
1- 0	0- 0	0- 0	HOME	0- 0	0- 0	1- 0				
2- 3	0- 1	0- 1	AWAY	0- 0	0- 0	2- 1				
0- 0	0- 0	0- 0	NEUTRAL	0- 0	0- 0	0- 0				
3- 3	0- 1	0- 1	NON-CONFERENCE	0- 0	0- 0	3- 1				
1- 0	0- 0	0- 0	HOME	0- 0	0- 0	1- 0				
2- 3	0- 1	0- 1	AWAY	0- 0	0- 0	2- 1				
0- 0	0- 0	0- 0	NEUTRAL	0- 0	0- 0	0- 0				
0- 0	0- 0	0- 0	CONFERENCE	0- 0	0- 0	0- 0				
0- 0	0- 0	0- 0	HOME	0- 0	0- 0	0- 0				
0- 0	0- 0	0- 0	AWAY	0- 0	0- 0	0- 0				
0- 0	0- 0	0- 0	NEUTRAL	0- 0	0- 0	0- 0				

RPI 1-25				RPI 26-50				RPI 51-100				RPI 101+				Team's RPI: 184
RPI	S	Opponent	Score	RPI	S	Opponent	Score	RPI	S	Opponent	Score	RPI	S	Opponent	Score	
18	A	Michigan	40 88	32	A	Duquesne	64 73					218	H	Towson	87 78	
												272	A	Gardner-Webb	69 62	
												286	A	Rider	67 85	
												327	A	Loyola Maryland	77 67	
LAST 12 Division I GAMES:																
				327	A	Loyola Maryland	77 67	272	A	Gardner-Webb	69 62					
				218	H	Towson	87 78									
				286	A	Rider	67 85									
				32	A	Duquesne	64 73									
				18	A	Michigan	40 88									

Non-Div I Games: Washington Col. 74 50

Mt. St. Mary's

Average RPI Win: 332

Average RPI Loss: 175

WON-LOST
RECORDWINNING
PCT. RANKLAST 10
GAMESSTRENGTH OF
SCHEDULEOPP. STRENGTH
OF SCHEDULETEAM
RPIADJ.
RPICONF.
RPIADJ CONF.
RPIDIV. I ONLY
DIV. I NON-CONF.2- 3
2- 3211
2110- 1
0- 1310
310329
329320
320320
32022
2222
22

TOTALS

RPI 1-25

RPI 26-50

W-L RECORDS

RPI 51-100

RPI 101-150

RPI 150+

2- 3
2- 1
0- 2
0- 00- 0
0- 0
0- 0
0- 00- 0
0- 0
0- 0
0- 0OVERALL
HOME
AWAY
NEUTRAL0- 1
0- 0
0- 1
0- 00- 0
0- 0
0- 0
0- 02- 2
2- 1
0- 1
0- 02- 3
2- 1
0- 2
0- 00- 0
0- 0
0- 0
0- 00- 0
0- 0
0- 0
0- 0NON-CONFERENCE
HOME
AWAY
NEUTRAL0- 1
0- 0
0- 1
0- 00- 0
0- 0
0- 0
0- 02- 2
2- 1
0- 1
0- 00- 0
0- 0
0- 0
0- 00- 0
0- 0
0- 0
0- 00- 0
0- 0
0- 0
0- 0CONFERENCE
HOME
AWAY
NEUTRAL0- 0
0- 0
0- 0
0- 00- 0
0- 0
0- 0
0- 00- 0
0- 0
0- 0
0- 0

RPI 1-25

RPI 26-50

RPI 51-100

RPI 101+

Team's RPI: 320

RPI S Opponent Score

RPI S Opponent Score

RPI S Opponent Score

RPI S Opponent Score

99 A Butler 65 86

196 A Arkansas St. 63 74

231 H Alabama A&M 53 59

317 H Lipscomb 97 61

347 H Evansville 81 53

LAST 12 Division I GAMES:

231 H Alabama A&M 53 59

196 A Arkansas St. 63 74

317 H Lipscomb 97 61

99 A Butler 65 86

347 H Evansville 81 53

Non-Div I Games:

Oakland City

113 55

Murray St.

N
•
C
•
A
&
T

N
•
C
•
A
&
T

N. C. A&T

Average RPI Win:	0	WON-LOST	WINNING	LAST 10	STRENGTH OF	OPP. STRENGTH	TEAM	ADJ.	CONF.	ADJ CONF.
Average RPI Loss:	204	RECORD	PCT. RANK	GAMES	SCHEDULE	OF SCHEDULE	RPI	RPI	RPI	RPI
DIV. I ONLY	0- 7	326	0- 1	290	302	343	343	32	32	
DIV. I NON-CONF.	0- 7	326	0- 1	290	302	343	343	32	32	

TOTALS	RPI 1-25	RPI 26-50	W-L RECORDS	RPI 51-100	RPI 101-150	RPI 150+				
0- 7	0- 0	0- 1	OVERALL	0- 0	0- 0	0- 6				
0- 4	0- 0	0- 0	HOME	0- 0	0- 0	0- 4				
0- 3	0- 0	0- 1	AWAY	0- 0	0- 0	0- 2				
0- 0	0- 0	0- 0	NEUTRAL	0- 0	0- 0	0- 0				
0- 7	0- 0	0- 1	NON-CONFERENCE	0- 0	0- 0	0- 6				
0- 4	0- 0	0- 0	HOME	0- 0	0- 0	0- 4				
0- 3	0- 0	0- 1	AWAY	0- 0	0- 0	0- 2				
0- 0	0- 0	0- 0	NEUTRAL	0- 0	0- 0	0- 0				
0- 0	0- 0	0- 0	CONFERENCE	0- 0	0- 0	0- 0				
0- 0	0- 0	0- 0	HOME	0- 0	0- 0	0- 0				
0- 0	0- 0	0- 0	AWAY	0- 0	0- 0	0- 0				
0- 0	0- 0	0- 0	NEUTRAL	0- 0	0- 0	0- 0				

RPI 1-25				RPI 26-50				RPI 51-100				RPI 101+ Team's RPI: 343			
RPI	S	Opponent	Score	RPI	S	Opponent	Score	RPI	S	Opponent	Score	RPI	S	Opponent	Score
				41	A	Iowa	39 106					173	H	UNCW	82 89
												195	A	Winthrop	41 66
												198	H	Elon	54 83
												216	H	Coastal Caro.	66 89
												274	A	High Point	69 80
												333	H	USC Upstate	63 82

LAST 12 Division I GAMES:															
				216	H	Coastal Caro.	66 89					173	H	UNCW	82 89
				333	H	USC Upstate	63 82					41	A	Iowa	39 106
												195	A	Winthrop	41 66
												198	H	Elon	54 83
												274	A	High Point	69 80

Non-Div I Games: Johnson & Wales (NC) 5 43

N. C. Central

Average RPI Win: 122 WON-LOST WINNING LAST 10
Average RPI Loss: 0 RECORD PCT. RANK GAMES STRENGTH OF OPP. STRENGTH TEAM ADJ. CONF. ADJ CONF.
SCHEDULE OF SCHEDULE RPI RPI RPI RPI

DIV. I ONLY	9- 0	1	1- 0	38	44	4	4	1	1
DIV. I NON-CONF.	9- 0	1	1- 0	38	44	4	4	1	1

TOTALS	RPI 1-25	RPI 26-50	W-L RECORDS	RPI 51-100	RPI 101-150	RPI 150+			
9- 0	1- 0	1- 0	OVERALL	2- 0	0- 0	5- 0			
7- 0	1- 0	1- 0	HOME	1- 0	0- 0	4- 0			
0- 0	0- 0	0- 0	AWAY	0- 0	0- 0	0- 0			
2- 0	0- 0	0- 0	NEUTRAL	1- 0	0- 0	1- 0			
9- 0	1- 0	1- 0	NON-CONFERENCE	2- 0	0- 0	5- 0			
7- 0	1- 0	1- 0	HOME	1- 0	0- 0	4- 0			
0- 0	0- 0	0- 0	AWAY	0- 0	0- 0	0- 0			
2- 0	0- 0	0- 0	NEUTRAL	1- 0	0- 0	1- 0			
0- 0	0- 0	0- 0	CONFERENCE	0- 0	0- 0	0- 0			
0- 0	0- 0	0- 0	HOME	0- 0	0- 0	0- 0			
0- 0	0- 0	0- 0	AWAY	0- 0	0- 0	0- 0			
0- 0	0- 0	0- 0	NEUTRAL	0- 0	0- 0	0- 0			

RPI 1-25				Team's RPI: 4			
RPI	S	Opponent	Score	RPI	S	Opponent	Score
18	H	Michigan	66 55	29	H	Old Dominion	85 56
				</			

Non-Div I Games:

NC State

Average RPI Win:	325	WON-LOST	WINNING	LAST 10	STRENGTH OF	OPP. STRENGTH	TEAM	ADJ.	CONF.	ADJ CONF.
Average RPI Loss:	255	RECORD	PCT. RANK	GAMES	SCHEDULE	OF SCHEDULE	RPI	RPI	RPI	RPI
DIV. I ONLY	1- 8	322	0- 1	311	326	344	344	28	28	
DIV. I NON-CONF.	1- 8	322	0- 1	311	326	344	344	28	28	

TOTALS	RPI 1-25	RPI 26-50	W-L RECORDS	RPI 51-100	RPI 101-150	RPI 150+				
1- 8	0- 0	0- 0	OVERALL	0- 0	0- 1	1- 7				
1- 2	0- 0	0- 0	HOME	0- 0	0- 0	1- 2				
0- 6	0- 0	0- 0	AWAY	0- 0	0- 1	0- 5				
0- 0	0- 0	0- 0	NEUTRAL	0- 0	0- 0	0- 0				
1- 8	0- 0	0- 0	NON-CONFERENCE	0- 0	0- 1	1- 7				
1- 2	0- 0	0- 0	HOME	0- 0	0- 0	1- 2				
0- 6	0- 0	0- 0	AWAY	0- 0	0- 1	0- 5				
0- 0	0- 0	0- 0	NEUTRAL	0- 0	0- 0	0- 0				
0- 0	0- 0	0- 0	CONFERENCE	0- 0	0- 0	0- 0				
0- 0	0- 0	0- 0	HOME	0- 0	0- 0	0- 0				
0- 0	0- 0	0- 0	AWAY	0- 0	0- 0	0- 0				
0- 0	0- 0	0- 0	NEUTRAL	0- 0	0- 0	0- 0				

RPI 1-25				RPI 26-50				RPI 51-100				RPI 101+				Team's RPI: 344
RPI	S	Opponent	Score	RPI	S	Opponent	Score	RPI	S	Opponent	Score	RPI	S	Opponent	Score	
												137	A	Penn	42	85
												217	H	Southeast Mo. St.	58	68
												250	A	Saint Peter's	57	70
												255	A	Howard	57	77
												275	H	Vermont	63	71
												279	A	West Virginia	50	95
												286	A	Rider	46	67
												325	H	Western Caro.	79	71
												342	A	Fairleigh Dickinson	43	64
LAST 12 Division I GAMES:																
				342	A	Fairleigh Dickinson	43	64	275	H	Vermont	63	71			
				137	A	Penn	42	85	286	A	Rider	46	67			
				279	A	West Virginia	50	95	217	H	Southeast Mo. St.	58	68			
				255	A	Howard	57	77	325	H	Western Caro.	79	71			
				250	A	Saint Peter's	57	70								

Non-Div I Games:

NJIT

Navy

N
a
v
y

Navy

Average RPI Win: 189

Average RPI Loss: 81

WON-LOST
RECORDWINNING
PCT. RANKLAST 10
GAMESSTRENGTH OF
SCHEDULEOPP. STRENGTH
OF SCHEDULETEAM
RPIADJ.
RPICONF.
RPIADJ CONF.
RPIDIV. I ONLY
DIV. I NON-CONF.3- 5
3- 5217
2171- 0
1- 034
34145
145126
126126
1263
33
3

TOTALS

RPI 1-25

RPI 26-50

W-L RECORDS

RPI 51-100

RPI 101-150

RPI 150+

3- 5

0- 3

0- 0

OVERALL

1- 0

0- 0

2- 2

2- 1

0- 1

0- 0

HOME

1- 0

0- 0

1- 0

0- 4

0- 2

0- 0

AWAY

0- 0

0- 0

0- 2

1- 0

0- 0

0- 0

NEUTRAL

0- 0

0- 0

1- 0

3- 5

0- 3

0- 0

NON-CONFERENCE

1- 0

0- 0

2- 2

2- 1

0- 1

0- 0

HOME

1- 0

0- 0

1- 0

0- 4

0- 2

0- 0

AWAY

0- 0

0- 0

0- 2

1- 0

0- 0

0- 0

NEUTRAL

0- 0

0- 0

1- 0

0- 0

0- 0

0- 0

CONFERENCE

0- 0

0- 0

0- 0

0- 0

0- 0

0- 0

HOME

0- 0

0- 0

0- 0

0- 0

0- 0

0- 0

AWAY

0- 0

0- 0

0- 0

0- 0

0- 0

0- 0

NEUTRAL

0- 0

0- 0

0- 0

RPI 1-25

RPI 26-50

RPI 51-100

RPI 101+

Team's RPI: 126

RPI	S	Opponent	Score
8	H	Drake	77 83
10	A	Louisville	68 85
12	A	Miami (FL)	68 82

RPI	S	Opponent	Score
-----	---	----------	-------

RPI	S	Opponent	Score
79	H	Kansas	58 52

RPI	S	Opponent	Score
155	A	Creighton	65 74
156	N	Radford	77 39
221	A	Washington St.	84 87
333	H	USC Upstate	87 64

LAST 12 Division I GAMES:

10	A	Louisville	68	85	79	H	Kansas	58	52
156	N	Radford	77	39	155	A	Creighton	65	74
12	A	Miami (FL)	68	82					
221	A	Washington St.	84	87					
333	H	USC Upstate	87	64					
8	H	Drake	77	83					

Nebraska

Nebraska

Non-Div I Games:

Nebraska

Loss, Non-Conf, S Site, H Home A Away N Neutral

Average RPI Win: 277

Average RPI Loss: 98

WON-LOST
RECORDWINNING
PCT. RANKLAST 10
GAMESSTRENGTH OF
SCHEDULEOPP. STRENGTH
OF SCHEDULETEAM
RPIADJ.
RPICONF.
RPIADJ CONF.
RPIDIV. I ONLY
DIV. I NON-CONF.1- 6
1- 6302
3020- 1
0- 145
45210
210202
202202
2028
88
8

TOTALS

RPI 1-25

RPI 26-50

W-L RECORDS

RPI 51-100

RPI 101-150

RPI 150+

1- 6 0- 1
0- 3 0- 1
1- 1 0- 0
0- 2 0- 00- 0
0- 0
0- 0
0- 0OVERALL
HOME
AWAY
NEUTRAL0- 2
0- 1
0- 0
0- 10- 2
0- 0
0- 1
0- 11- 1
0- 1
1- 0
0- 01- 6 0- 1
0- 3 0- 1
1- 1 0- 0
0- 2 0- 00- 0
0- 0
0- 0
0- 0NON-CONFERENCE
HOME
AWAY
NEUTRAL0- 2
0- 1
0- 0
0- 10- 2
0- 0
0- 1
0- 11- 1
0- 1
1- 0
0- 00- 0 0- 0
0- 0 0- 0
0- 0 0- 0
0- 0 0- 00- 0
0- 0
0- 0
0- 0CONFERENCE
HOME
AWAY
NEUTRAL0- 0
0- 0
0- 0
0- 00- 0
0- 0
0- 0
0- 00- 0
0- 0
0- 0
0- 0

RPI 1-25

RPI 26-50

RPI 51-100

RPI 101+

Team's RPI: 202

RPI S Opponent Score
9 H Colorado 52 65

RPI S Opponent Score

RPI S Opponent Score
57 H Southern California 51 72
98 N Northern Ill. 69 98RPI S Opponent Score
124 N UC Davis 68 84
147 A Santa Clara 48 56
151 H Utah 52 74
277 A Long Beach St. 76 67

LAST 12 Division I GAMES:

151 H Utah 52 74

98 N Northern Ill. 69 98
124 N UC Davis 68 84
57 H Southern California 51 72
9 H Colorado 52 65
277 A Long Beach St. 76 67
147 A Santa Clara 48 56N
e
v
a
d
aN
e
v
a
d
a

Non-Div I Games:

Nevada

Average RPI Win: 285		WON-LOST	WINNING	LAST 10	STRENGTH OF	OPP. STRENGTH	TEAM	ADJ.	CONF.	ADJ CONF.
Average RPI Loss: 156		RECORD	PCT. RANK	GAMES	SCHEDULE	OF SCHEDULE	RPI	RPI	RPI	RPI
DIV. I ONLY		1- 7	315	0- 1	124	279	294	294	23	23
DIV. I NON-CONF.		1- 7	315	0- 1	124	279	294	294	23	23

TOTALS		RPI 1-25		RPI 26-50	W-L RECORDS		RPI 51-100	RPI 101-150	RPI 150+	
1- 7		0- 1		0- 1	OVERALL		0- 1	0- 0	1- 4	
1- 1		0- 0		0- 0	HOME		0- 0	0- 0	1- 1	
0- 6		0- 1		0- 1	AWAY		0- 1	0- 0	0- 3	
0- 0		0- 0		0- 0	NEUTRAL		0- 0	0- 0	0- 0	
1- 7		0- 1		0- 1	NON-CONFERENCE		0- 1	0- 0	1- 4	
1- 1		0- 0		0- 0	HOME		0- 0	0- 0	1- 1	
0- 6		0- 1		0- 1	AWAY		0- 1	0- 0	0- 3	
0- 0		0- 0		0- 0	NEUTRAL		0- 0	0- 0	0- 0	
0- 0		0- 0		0- 0	CONFERENCE		0- 0	0- 0	0- 0	
0- 0		0- 0		0- 0	HOME		0- 0	0- 0	0- 0	
0- 0		0- 0		0- 0	AWAY		0- 0	0- 0	0- 0	
0- 0		0- 0		0- 0	NEUTRAL		0- 0	0- 0	0- 0	

RPI 1-25				RPI 26-50				RPI 51-100				RPI 101+ Team's RPI: 294			
RPI	S	Opponent	Score	RPI	S	Opponent	Score	RPI	S	Opponent	Score	RPI	S	Opponent	Score
25	A	Minnesota	47 70	37	A	Northeastern	54 69	96	A	South Fla.	36 79	160	A	Boston U.	39 60
												223	H	Sacred Heart	60 71
												227	A	Brown	70 76
												285	H	Bryant	79 74
												326	A	North Dakota St.	51 56

LAST 12 Division I GAMES:															
				96	A	South Fla.	36 79	227	A	Brown	70 76				
				160	A	Boston U.	39 60	326	A	North Dakota St.	51 56				
				285	H	Bryant	79 74	25	A	Minnesota	47 70				
				37	A	Northeastern	54 69								
				223	H	Sacred Heart	60 71								

Non-Div I Games:

New Hampshire

Average RPI	Win:	187	WON-LOST	WINNING	LAST 10	STRENGTH OF	OPP. STRENGTH	TEAM	ADJ.	CONF.	ADJ CONF.
Average RPI	Loss:	33	RECORD	PCT. RANK	GAMES	SCHEDULE	OF SCHEDULE	RPI	RPI	RPI	RPI
DIV. I ONLY		6- 1		35	1- 0	152	88	69	69	8	8
DIV. I NON-CONF.		6- 1		35	1- 0	152	88	69	69	8	8

TOTALS	RPI 1-25		RPI 26-50		W-L RECORDS	RPI 51-100		RPI 101-150		RPI 150+	
6- 1	0- 0		0- 1		OVERALL	0- 0		2- 0		4- 0	
5- 1	0- 0		0- 1		HOME	0- 0		1- 0		4- 0	
1- 0	0- 0		0- 0		AWAY	0- 0		1- 0		0- 0	
0- 0	0- 0		0- 0		NEUTRAL	0- 0		0- 0		0- 0	
6- 1	0- 0		0- 1		NON-CONFERENCE	0- 0		2- 0		4- 0	
5- 1	0- 0		0- 1		HOME	0- 0		1- 0		4- 0	
1- 0	0- 0		0- 0		AWAY	0- 0		1- 0		0- 0	
0- 0	0- 0		0- 0		NEUTRAL	0- 0		0- 0		0- 0	
0- 0	0- 0		0- 0		CONFERENCE	0- 0		0- 0		0- 0	
0- 0	0- 0		0- 0		HOME	0- 0		0- 0		0- 0	
0- 0	0- 0		0- 0		AWAY	0- 0		0- 0		0- 0	
0- 0	0- 0		0- 0		NEUTRAL	0- 0		0- 0		0- 0	

RPI 1-25	RPI 26-50	RPI 51-100	Team's RPI: 69	RPI 101+
RPI S Opponent Score	RPI S Opponent Score	RPI S Opponent Score		RPI S Opponent Score
	33 H Auburn 76 79			122 A Houston 89 84
				150 H New Mexico St. 83 58
				169 H Hartford 72 65
				174 H Oklahoma 84 80
				175 H Texas St. 82 51
				331 H UTEP 69 51
LAST 12 Division I GAMES:				
150 H New Mexico St. 83 58	169 H Hartford 72 65			
174 H Oklahoma 84 80	33 H Auburn 76 79			
122 A Houston 89 84	331 H UTEP 69 51			
175 H Texas St. 82 51				

Non-Div I Games:

New Mexico

Average RPI Win: 330		WON-LOST		WINNING		LAST 10		STRENGTH OF		OPP. STRENGTH		TEAM		ADJ.		CONF.		ADJ CONF.	
Average RPI Loss: 90		RECORD		PCT. RANK		GAMES		SCHEDULE		OF SCHEDULE		RPI		RPI		RPI		RPI	
DIV. I ONLY		2- 2		155		0- 1		114		330		150		150		29		29	
DIV. I NON-CONF.		2- 2		155		0- 1		114		330		150		150		29		29	
TOTALS		RPI 1-25		RPI 26-50		W-L RECORDS		RPI 51-100		RPI 101-150		RPI 150+							
2- 2		0- 0		0- 0		OVERALL		0- 1		0- 1		2- 0							
0- 1		0- 0		0- 0		HOME		0- 0		0- 1		0- 0							
2- 1		0- 0		0- 0		AWAY		0- 1		0- 0		2- 0							
0- 0		0- 0		0- 0		NEUTRAL		0- 0		0- 0		0- 0							
2- 2		0- 0		0- 0		NON-CONFERENCE		0- 1		0- 1		2- 0							
0- 1		0- 0		0- 0		HOME		0- 0		0- 1		0- 0							
2- 1		0- 0		0- 0		AWAY		0- 1		0- 0		2- 0							
0- 0		0- 0		0- 0		NEUTRAL		0- 0		0- 0		0- 0							
0- 0		0- 0		0- 0		CONFERENCE		0- 0		0- 0		0- 0							
0- 0		0- 0		0- 0		HOME		0- 0		0- 0		0- 0							
0- 0		0- 0		0- 0		AWAY		0- 0		0- 0		0- 0							
0- 0		0- 0		0- 0		NEUTRAL		0- 0		0- 0		0- 0							

RPI 1-25				RPI 26-50				RPI 51-100				RPI 101+ Team's RPI: 150					
RPI	S	Opponent	Score	RPI	S	Opponent	Score	RPI	S	Opponent	Score	RPI	S	Opponent	Score		
								69	A	New Mexico	58	83	111	H	Abilene Christian	46	58
													328	A	Western Mich.	66	54
													331	A	UTEP	69	65

LAST 12 Division I GAMES:																	
								69	A	New Mexico	58	83	331	A	UTEP	69	65
								111	H	Abilene Christian	46	58	328	A	Western Mich.	66	54

Non-Div I Games: Tex. Permian Basin 70 38 Northern N.M. 101 51

New Mexico St.

Average RPI Win: 295		WON-LOST	WINNING	LAST 10	STRENGTH OF		OPP. STRENGTH	TEAM	ADJ.	CONF.	ADJ CONF.
Average RPI Loss: 162		RECORD	PCT. RANK	GAMES	SCHEDULE		OF SCHEDULE	RPI	RPI	RPI	RPI
DIV. I ONLY		1- 3	265	1- 0	166		293	243	243	24	24
DIV. I NON-CONF.		1- 3	265	1- 0	166		293	243	243	24	24

TOTALS		RPI 1-25		RPI 26-50	W-L RECORDS		RPI 51-100	RPI 101-150		RPI 150+	
1- 3		0- 0		0- 0	OVERALL		0- 0	0- 1		1- 2	
0- 1		0- 0		0- 0	HOME		0- 0	0- 0		0- 1	
1- 2		0- 0		0- 0	AWAY		0- 0	0- 1		1- 1	
0- 0		0- 0		0- 0	NEUTRAL		0- 0	0- 0		0- 0	
1- 3		0- 0		0- 0	NON-CONFERENCE		0- 0	0- 1		1- 2	
0- 1		0- 0		0- 0	HOME		0- 0	0- 0		0- 1	
1- 2		0- 0		0- 0	AWAY		0- 0	0- 1		1- 1	
0- 0		0- 0		0- 0	NEUTRAL		0- 0	0- 0		0- 0	
0- 0		0- 0		0- 0	CONFERENCE		0- 0	0- 0		0- 0	
0- 0		0- 0		0- 0	HOME		0- 0	0- 0		0- 0	
0- 0		0- 0		0- 0	AWAY		0- 0	0- 0		0- 0	
0- 0		0- 0		0- 0	NEUTRAL		0- 0	0- 0		0- 0	

RPI 1-25				RPI 26-50				RPI 51-100				RPI 101+ Team's RPI: 243			
RPI	S	Opponent	Score	RPI	S	Opponent	Score	RPI	S	Opponent	Score	RPI	S	Opponent	Score
												104	A	Pi ttsburgh	38 90
												179	A	Ri ce	56 67
												204	H	La. -Monroe	44 57
												295	A	Memphi s	66 59

LAST 12 Division I GAMES:															
								295	A	Memphi s	66 59				
								179	A	Ri ce	56 67				
								204	H	La. -Monroe	44 57				
								104	A	Pi ttsburgh	38 90				

Non-Div I Games: Centenary (LA) 104 42 Trinity Baptist 93 38

New Orleans

Average RPI Win:	310	WON-LOST	WINNING	LAST 10	STRENGTH OF	OPP. STRENGTH	TEAM	ADJ.	CONF.	ADJ CONF.
Average RPI Loss:	171	RECORD	PCT. RANK	GAMES	SCHEDULE	OF SCHEDULE	RPI	RPI	RPI	RPI
DIV. I ONLY	2- 6	265	1- 0	226	219	301	301	25	25	
DIV. I NON-CONF.	2- 6	265	1- 0	226	219	301	301	25	25	

TOTALS	RPI 1-25	RPI 26-50	W-L RECORDS	RPI 51-100	RPI 101-150	RPI 150+				
2- 6	0- 1	0- 0	OVERALL	0- 1	0- 0	2- 4				
1- 2	0- 0	0- 0	HOME	0- 0	0- 0	1- 2				
0- 3	0- 1	0- 0	AWAY	0- 1	0- 0	0- 1				
1- 1	0- 0	0- 0	NEUTRAL	0- 0	0- 0	1- 1				
2- 6	0- 1	0- 0	NON-CONFERENCE	0- 1	0- 0	2- 4				
1- 2	0- 0	0- 0	HOME	0- 0	0- 0	1- 2				
0- 3	0- 1	0- 0	AWAY	0- 1	0- 0	0- 1				
1- 1	0- 0	0- 0	NEUTRAL	0- 0	0- 0	1- 1				
0- 0	0- 0	0- 0	CONFERENCE	0- 0	0- 0	0- 0				
0- 0	0- 0	0- 0	HOME	0- 0	0- 0	0- 0				
0- 0	0- 0	0- 0	AWAY	0- 0	0- 0	0- 0				
0- 0	0- 0	0- 0	NEUTRAL	0- 0	0- 0	0- 0				

RPI 1-25				RPI 26-50				RPI 51-100				RPI 101+ Team's RPI: 301			
RPI	S	Opponent	Score	RPI	S	Opponent	Score	RPI	S	Opponent	Score	RPI	S	Opponent	Score
6	A	Iowa St.	35 95					68	A	Buffalo	61 88	154	N	Yale	64 67
												232	H	St. Bonaventure	48 76
												255	H	Howard	61 68
												280	H	Binghamton	79 72
												310	A	Saint Joseph's	54 68
												339	N	Morgan St.	67 57

LAST 12 Division I GAMES:															
339	N	Morgan St.	67 57	6	A	Iowa St.	35 95	232	H	St. Bonaventure	48 76				
154	N	Yale	64 67												
280	H	Binghamton	79 72												
255	H	Howard	61 68												
310	A	Saint Joseph's	54 68												
68	A	Buffalo	61 88												

Non-Div I Games:

Niagara

Average RPI Win:	270	WON-LOST	WINNING	LAST 10	STRENGTH OF	OPP. STRENGTH	TEAM	ADJ.	CONF.	ADJ CONF.
Average RPI Loss:	85	RECORD	PCT. RANK	GAMES	SCHEDULE	OF SCHEDULE	RPI	RPI	RPI	RPI
DIV. I ONLY	3- 5	217	0- 1	172	131	183	183	24	24	
DIV. I NON-CONF.	3- 5	217	0- 1	172	131	183	183	24	24	

TOTALS	RPI 1-25	RPI 26-50	W-L RECORDS	RPI 51-100	RPI 101-150	RPI 150+				
3- 5	0- 2	0- 1	OVERALL	0- 0	0- 0	3- 2				
1- 0	0- 0	0- 0	HOME	0- 0	0- 0	1- 0				
1- 4	0- 2	0- 1	AWAY	0- 0	0- 0	1- 1				
1- 1	0- 0	0- 0	NEUTRAL	0- 0	0- 0	1- 1				
3- 5	0- 2	0- 1	NON-CONFERENCE	0- 0	0- 0	3- 2				
1- 0	0- 0	0- 0	HOME	0- 0	0- 0	1- 0				
1- 4	0- 2	0- 1	AWAY	0- 0	0- 0	1- 1				
1- 1	0- 0	0- 0	NEUTRAL	0- 0	0- 0	1- 1				
0- 0	0- 0	0- 0	CONFERENCE	0- 0	0- 0	0- 0				
0- 0	0- 0	0- 0	HOME	0- 0	0- 0	0- 0				
0- 0	0- 0	0- 0	AWAY	0- 0	0- 0	0- 0				
0- 0	0- 0	0- 0	NEUTRAL	0- 0	0- 0	0- 0				

RPI 1-25				RPI 26-50				RPI 51-100				RPI 101+ Team's RPI: 183			
RPI	S	Opponent	Score	RPI	S	Opponent	Score	RPI	S	Opponent	Score	RPI	S	Opponent	Score
13	A	Baylor	39 100	33	A	Auburn	59 80					175	A	Texas St.	67 72
22	A	Tulane	46 71									182	N	Delaware	56 71
												238	H	Mississippi Val.	72 47
												242	N	Texas Southern	58 57
												331	A	UTEP	58 56
LAST 12 Division I GAMES:															
242	N	Texas Southern	58 57	182	N	Delaware	56 71								
331	A	UTEP	58 56	175	A	Texas St.	67 72								
33	A	Auburn	59 80	22	A	Tulane	46 71								
13	A	Baylor	39 100	238	H	Mississippi Val.	72 47								

Non-Div I Games: Southern-N.O. 86 49

Nicholls St.

Average RPI Win: 275		WON-LOST	WINNING	LAST 10	STRENGTH OF	OPP. STRENGTH	TEAM	ADJ.	CONF.	ADJ CONF.
Average RPI Loss: 144		RECORD	PCT. RANK	GAMES	SCHEDULE	OF SCHEDULE	RPI	RPI	RPI	RPI
DIV. I ONLY		2- 4	234	1- 0	126	204	208	208	32	32
DIV. I NON-CONF.		2- 4	234	1- 0	126	204	208	208	32	32
<hr/>										
TOTALS		RPI 1-25	RPI 26-50	W-L RECORDS		RPI 51-100	RPI 101-150	RPI 150+		
2- 4	0- 0		0- 1	OVERALL		0- 0	0- 1	2- 2		
1- 1	0- 0		0- 0	HOME		0- 0	0- 0	1- 1		
0- 3	0- 0		0- 1	AWAY		0- 0	0- 1	0- 1		
1- 0	0- 0		0- 0	NEUTRAL		0- 0	0- 0	1- 0		
<hr/>										
2- 4	0- 0		0- 1	NON-CONFERENCE		0- 0	0- 1	2- 2		
1- 1	0- 0		0- 0	HOME		0- 0	0- 0	1- 1		
0- 3	0- 0		0- 1	AWAY		0- 0	0- 1	0- 1		
1- 0	0- 0		0- 0	NEUTRAL		0- 0	0- 0	1- 0		
<hr/>										
0- 0	0- 0		0- 0	CONFERENCE		0- 0	0- 0	0- 0		
0- 0	0- 0		0- 0	HOME		0- 0	0- 0	0- 0		
0- 0	0- 0		0- 0	AWAY		0- 0	0- 0	0- 0		
0- 0	0- 0		0- 0	NEUTRAL		0- 0	0- 0	0- 0		

RPI 1-25				RPI 26-50				RPI 51-100				RPI 101+ Team's RPI : 208			
RPI	S	Opponent	Score	RPI	S	Opponent	Score	RPI	S	Opponent	Score	RPI	S	Opponent	Score
				29	A	Old Domini on	53 69					144	A	Lehi gh	41 62
												190	H	Campbel l	49 57
												214	A	Ole Mi ss	42 60
												266	H	Navy	65 58
												283	N	Li berty	66 53
LAST 12 Di vi si on I GAMES:															
				283	N	Li berty	66 53					190	H	Campbel l	49 57
				144	A	Lehi gh	41 62					266	H	Navy	65 58
												29	A	Old Domi ni on	53 69
												214	A	Ole Mi ss	42 60

Non-Di v I Games: Cheyney 93 40

Norfol k St.

Average RPI	Win:	247	WON-LOST	WINNING	LAST 10	STRENGTH OF	OPP. STRENGTH	TEAM	ADJ.	CONF.	ADJ CONF.
Average RPI	Loss:	36	RECORD	PCT. RANK	GAMES	SCHEDULE	OF SCHEDULE	RPI	RPI	RPI	RPI
DIV. I ONLY		4- 1		56	0- 1	320	45	136	136	28	28
DIV. I NON-CONF.		4- 1		56	0- 1	320	45	136	136	28	28

TOTALS	RPI 1-25		RPI 26-50		W-L RECORDS	RPI 51-100		RPI 101-150		RPI 150+	
4- 1	0- 0		0- 1		OVERALL	0- 0		0- 0		4- 0	
1- 0	0- 0		0- 0		HOME	0- 0		0- 0		1- 0	
2- 1	0- 0		0- 1		AWAY	0- 0		0- 0		2- 0	
1- 0	0- 0		0- 0		NEUTRAL	0- 0		0- 0		1- 0	
4- 1	0- 0		0- 1		NON-CONFERENCE	0- 0		0- 0		4- 0	
1- 0	0- 0		0- 0		HOME	0- 0		0- 0		1- 0	
2- 1	0- 0		0- 1		AWAY	0- 0		0- 0		2- 0	
1- 0	0- 0		0- 0		NEUTRAL	0- 0		0- 0		1- 0	
0- 0	0- 0		0- 0		CONFERENCE	0- 0		0- 0		0- 0	
0- 0	0- 0		0- 0		HOME	0- 0		0- 0		0- 0	
0- 0	0- 0		0- 0		AWAY	0- 0		0- 0		0- 0	
0- 0	0- 0		0- 0		NEUTRAL	0- 0		0- 0		0- 0	

RPI 1-25				RPI 26-50				RPI 51-100				RPI 101+ Team's RPI: 136			
RPI	S	Opponent	Score	RPI	S	Opponent	Score	RPI	S	Opponent	Score	RPI	S	Opponent	Score
				36	A	Xavier	81 94					186	A	Vanderbil t	74 71
												217	N	Southeast Mo. St.	80 67
												260	H	Al abama St.	68 42
												325	A	Western Caro.	89 66

LAST 12 Division I GAMES:															
				217	N	Southeast Mo. St.	80 67	36	A	Xavi er	81 94				
				260	H	Al abama St.	68 42	325	A	Western Caro.	89 66				
				186	A	Vanderbil t	74 71								

Non-Div I Games: Stillman 99 43 Lane 98 57 Blue Mountain (MS) 70 42

North Ala.

Average RPI Win:	126	WON-LOST	WINNING	LAST 10	STRENGTH OF	OPP. STRENGTH	TEAM	ADJ.	CONF.	ADJ CONF.
Average RPI Loss:	48	RECORD	PCT. RANK	GAMES	SCHEDULE	OF SCHEDULE	RPI	RPI	RPI	RPI
DIV. I ONLY	6- 4	123	1- 0	25	60	26	26	1	1	
DIV. I NON-CONF.	6- 4	123	1- 0	25	60	26	26	1	1	

TOTALS	RPI 1-25	RPI 26-50	W-L RECORDS	RPI 51-100	RPI 101-150	RPI 150+				
6- 4	0- 2	1- 0	OVERALL	2- 1	0- 1	3- 0				
3- 1	0- 0	1- 0	HOME	0- 1	0- 0	2- 0				
1- 2	0- 1	0- 0	AWAY	0- 0	0- 1	1- 0				
2- 1	0- 1	0- 0	NEUTRAL	2- 0	0- 0	0- 0				
6- 4	0- 2	1- 0	NON-CONFERENCE	2- 1	0- 1	3- 0				
3- 1	0- 0	1- 0	HOME	0- 1	0- 0	2- 0				
1- 2	0- 1	0- 0	AWAY	0- 0	0- 1	1- 0				
2- 1	0- 1	0- 0	NEUTRAL	2- 0	0- 0	0- 0				
0- 0	0- 0	0- 0	CONFERENCE	0- 0	0- 0	0- 0				
0- 0	0- 0	0- 0	HOME	0- 0	0- 0	0- 0				
0- 0	0- 0	0- 0	AWAY	0- 0	0- 0	0- 0				
0- 0	0- 0	0- 0	NEUTRAL	0- 0	0- 0	0- 0				

RPI 1-25				RPI 26-50				RPI 51-100				RPI 101+			
RPI	S	Opponent	Score	RPI	S	Opponent	Score	RPI	S	Opponent	Score	RPI	S	Opponent	Score
9	A	Col orado	74 86	45	H	VCU	59 47	56	H	Maine	73 85	107	A	Ohio St.	69 76
19	N	Kentucky	75 85					60	N	UCLA	83 49	173	H	UNCW	82 55
								96	N	South Fla.	71 69	185	H	Kent St.	73 60
												198	A	El on	100 69

LAST 12 Division I GAMES:															
173	H	UNCW	82 55	19	N	Kentucky	75 85	96	N	South Fla.	71 69				
56	H	Maine	73 85					60	N	UCLA	83 49				
107	A	Ohio St.	69 76					9	A	Col orado	74 86				
198	A	El on	100 69					45	H	VCU	59 47				
								185	H	Kent St.	73 60				

Non-Div I Games:

North Carolina

Average RPI Win:	214	WON-LOST	WINNING	LAST 10	STRENGTH OF	OPP. STRENGTH	TEAM	ADJ.	CONF.	ADJ CONF.
Average RPI Loss:	114	RECORD	PCT. RANK	GAMES	SCHEDULE	OF SCHEDULE	RPI	RPI	RPI	RPI
DIV. I ONLY	2- 5	249	0- 1	102	119	143	143	12	12	
DIV. I NON-CONF.	2- 5	249	0- 1	102	119	143	143	12	12	

TOTALS	RPI 1-25	RPI 26-50	W-L RECORDS	RPI 51-100	RPI 101-150	RPI 150+				
2- 5	0- 1	0- 0	OVERALL	0- 2	0- 1	2- 1				
0- 0	0- 0	0- 0	HOME	0- 0	0- 0	0- 0				
2- 5	0- 1	0- 0	AWAY	0- 2	0- 1	2- 1				
0- 0	0- 0	0- 0	NEUTRAL	0- 0	0- 0	0- 0				
2- 5	0- 1	0- 0	NON-CONFERENCE	0- 2	0- 1	2- 1				
0- 0	0- 0	0- 0	HOME	0- 0	0- 0	0- 0				
2- 5	0- 1	0- 0	AWAY	0- 2	0- 1	2- 1				
0- 0	0- 0	0- 0	NEUTRAL	0- 0	0- 0	0- 0				
0- 0	0- 0	0- 0	CONFERENCE	0- 0	0- 0	0- 0				
0- 0	0- 0	0- 0	HOME	0- 0	0- 0	0- 0				
0- 0	0- 0	0- 0	AWAY	0- 0	0- 0	0- 0				
0- 0	0- 0	0- 0	NEUTRAL	0- 0	0- 0	0- 0				

RPI 1-25				RPI 26-50				RPI 51-100				RPI 101+				Team's RPI: 143
RPI	S	Opponent	Score	RPI	S	Opponent	Score	RPI	S	Opponent	Score	RPI	S	Opponent	Score	
14	A	Syracuse	49 85					82	A	UNI	60 64	114	A	Penn St.	68 75	
								83	A	Rhode Island	63 77	166	A	Massachusetts	59 52	
												261	A	Val parai so	62 56	
												276	A	Illinois St.	55 67	

LAST 12 Division I GAMES:																
				82	A	UNI	60 64	261	A	Val parai so	62 56					
				166	A	Massachusetts	59 52	14	A	Syracuse	49 85					
				83	A	Rhode Island	63 77									
				114	A	Penn St.	68 75									
				276	A	Illinois St.	55 67									

Non-Div I Games:

North Dakota

Average RPI Win: 294		WON-LOST	WINNING	LAST 10	STRENGTH OF	OPP. STRENGTH	TEAM	ADJ.	CONF.	ADJ CONF.
Average RPI Loss: 151		RECORD	PCT. RANK	GAMES	SCHEDULE	OF SCHEDULE	RPI	RPI	RPI	RPI
DIV. I ONLY		1- 6	302	0- 1	287	146	326	326	12	12
DIV. I NON-CONF.		1- 6	302	0- 1	287	146	326	326	12	12

TOTALS		RPI 1-25	RPI 26-50	W-L RECORDS		RPI 51-100	RPI 101-150	RPI 150+		
1- 6	0- 0		0- 1	OVERALL		0- 1	0- 1	1- 3		
1- 2	0- 0		0- 0	HOME		0- 0	0- 0	1- 2		
0- 3	0- 0		0- 1	AWAY		0- 1	0- 1	0- 0		
0- 1	0- 0		0- 0	NEUTRAL		0- 0	0- 0	0- 1		
1- 6	0- 0		0- 1	NON-CONFERENCE		0- 1	0- 1	1- 3		
1- 2	0- 0		0- 0	HOME		0- 0	0- 0	1- 2		
0- 3	0- 0		0- 1	AWAY		0- 1	0- 1	0- 0		
0- 1	0- 0		0- 0	NEUTRAL		0- 0	0- 0	0- 1		
0- 0	0- 0		0- 0	CONFERENCE		0- 0	0- 0	0- 0		
0- 0	0- 0		0- 0	HOME		0- 0	0- 0	0- 0		
0- 0	0- 0		0- 0	AWAY		0- 0	0- 0	0- 0		
0- 0	0- 0		0- 0	NEUTRAL		0- 0	0- 0	0- 0		

RPI 1-25				RPI 26-50				RPI 51-100				RPI 101+				Team's RPI: 326
RPI	S	Opponent	Score	RPI	S	Opponent	Score	RPI	S	Opponent	Score	RPI	S	Opponent	Score	
				34	A	Pacific	68 75	98	A	Northern Ill.	63 81	128	A	Wisconsin	53 64	
												155	H	Creighton	51 86	
												236	H	UMKC	59 69	
												256	N	North Texas	78 92	
												294	H	New Hampshire	56 51	

LAST 12 Division I GAMES:																
				128	A	Wisconsin	53 64	236	H	UMKC	59 69					
				294	H	New Hampshire	56 51	98	A	Northern Ill.	63 81					
				155	H	Creighton	51 86	256	N	North Texas	78 92					
								34	A	Pacific	68 75					

Non-Div I Games: Mayville St. 49 43

North Dakota St.

Average RPI Win: 343		WON-LOST	WINNING	LAST 10	STRENGTH OF		OPP. STRENGTH	TEAM	ADJ.	CONF.	ADJ CONF.
Average RPI Loss: 62		RECORD	PCT. RANK	GAMES	SCHEDULE		OF SCHEDULE	RPI	RPI	RPI	RPI
DIV. I ONLY		2- 3	211	0- 1	227		208	241	241	28	28
DIV. I NON-CONF.		2- 3	211	0- 1	227		208	241	241	28	28

TOTALS		RPI 1-25	RPI 26-50		W-L RECORDS		RPI 51-100	RPI 101-150	RPI 150+		
2- 3		0- 1	0- 0		OVERALL		0- 1	0- 1	2- 0		
2- 0		0- 0	0- 0		HOME		0- 0	0- 0	2- 0		
0- 3		0- 1	0- 0		AWAY		0- 1	0- 1	0- 0		
0- 0		0- 0	0- 0		NEUTRAL		0- 0	0- 0	0- 0		
2- 3		0- 1	0- 0		NON-CONFERENCE		0- 1	0- 1	2- 0		
2- 0		0- 0	0- 0		HOME		0- 0	0- 0	2- 0		
0- 3		0- 1	0- 0		AWAY		0- 1	0- 1	0- 0		
0- 0		0- 0	0- 0		NEUTRAL		0- 0	0- 0	0- 0		
0- 0		0- 0	0- 0		CONFERENCE		0- 0	0- 0	0- 0		
0- 0		0- 0	0- 0		HOME		0- 0	0- 0	0- 0		
0- 0		0- 0	0- 0		AWAY		0- 0	0- 0	0- 0		
0- 0		0- 0	0- 0		NEUTRAL		0- 0	0- 0	0- 0		

RPI 1-25				RPI 26-50				RPI 51-100				RPI 101+ Team's RPI: 241			
RPI	S	Opponent	Score	RPI	S	Opponent	Score	RPI	S	Opponent	Score	RPI	S	Opponent	Score
15	A	Indiana	52 75					54	A	Florida St.	53 74	118	A	Colorado St.	59 61
												340	H	Florida A&M	64 53
												345	H	Charleston So.	82 76
LAST 12 Division I GAMES:															
118	A	Colorado St.	59 61	340	H	Florida A&M	64 53	54	A	Florida St.	53 74				
345	H	Charleston So.	82 76												
15	A	Indiana	52 75												

Non-Div I Games: Trinity Baptist 99 40

North Florida

Average RPI Win:	303	WON-LOST	WINNING	LAST 10	STRENGTH OF	OPP. STRENGTH	TEAM	ADJ.	CONF.	ADJ CONF.
Average RPI Loss:	88	RECORD	PCT. RANK	GAMES	SCHEDULE	OF SCHEDULE	RPI	RPI	RPI	RPI
DIV. I ONLY	3- 4	188	1- 0	274	95	256	256	19	19	
DIV. I NON-CONF.	3- 4	188	1- 0	274	95	256	256	19	19	

TOTALS	RPI 1-25	RPI 26-50	W-L RECORDS	RPI 51-100	RPI 101-150	RPI 150+				
3- 4	0- 1	0- 1	OVERALL	0- 0	0- 1	3- 1				
2- 1	0- 0	0- 1	HOME	0- 0	0- 0	2- 0				
0- 2	0- 0	0- 0	AWAY	0- 0	0- 1	0- 1				
1- 1	0- 1	0- 0	NEUTRAL	0- 0	0- 0	1- 0				
3- 4	0- 1	0- 1	NON-CONFERENCE	0- 0	0- 1	3- 1				
2- 1	0- 0	0- 1	HOME	0- 0	0- 0	2- 0				
0- 2	0- 0	0- 0	AWAY	0- 0	0- 1	0- 1				
1- 1	0- 1	0- 0	NEUTRAL	0- 0	0- 0	1- 0				
0- 0	0- 0	0- 0	CONFERENCE	0- 0	0- 0	0- 0				
0- 0	0- 0	0- 0	HOME	0- 0	0- 0	0- 0				
0- 0	0- 0	0- 0	AWAY	0- 0	0- 0	0- 0				
0- 0	0- 0	0- 0	NEUTRAL	0- 0	0- 0	0- 0				

RPI 1-25				RPI 26-50				RPI 51-100				RPI 101+ Team's RPI: 256			
RPI	S	Opponent	Score	RPI	S	Opponent	Score	RPI	S	Opponent	Score	RPI	S	Opponent	Score
20	N	Wyoming	49 53	38	H	Texas	54 64					131	A	Kansas St.	42 60
												164	A	SMU	66 73
												263	H	Missouri St.	83 76
												319	H	Houston Baptist	100 75
												326	N	North Dakota St.	92 78
LAST 12 Division I GAMES:															
20	N	Wyoming	49 53	319	H	Houston Baptist	100 75								
131	A	Kansas St.	42 60	263	H	Missouri St.	83 76								
38	H	Texas	54 64	164	A	SMU	66 73								
				326	N	North Dakota St.	92 78								

Non-Div I Games: Mid-Amer. Christian 82 35

North Texas

Average RPI		Win: 179	WON-LOST RECORD	WINNING PCT. RANK	LAST 10 GAMES	STRENGTH OF SCHEDULE	OPP. STRENGTH OF SCHEDULE	TEAM RPI	ADJ. RPI	CONF. RPI	ADJ CONF. RPI
Loss: 0											
DIV. I ONLY			8- 0	1	1- 0	269	22	37	37	14	14
DIV. I NON-CONF.			8- 0	1	1- 0	269	22	37	37	14	14
TOTALS		RPI 1-25		RPI 26-50		W-L RECORDS	RPI 51-100	RPI 101-150		RPI 150+	
8- 0	0- 0			0- 0		OVERALL	0- 0	3- 0		5- 0	
5- 0	0- 0			0- 0		HOME	0- 0	2- 0		3- 0	
3- 0	0- 0			0- 0		AWAY	0- 0	1- 0		2- 0	
0- 0	0- 0			0- 0		NEUTRAL	0- 0	0- 0		0- 0	
8- 0	0- 0			0- 0		NON-CONFERENCE	0- 0	3- 0		5- 0	
5- 0	0- 0			0- 0		HOME	0- 0	2- 0		3- 0	
3- 0	0- 0			0- 0		AWAY	0- 0	1- 0		2- 0	
0- 0	0- 0			0- 0		NEUTRAL	0- 0	0- 0		0- 0	
0- 0	0- 0			0- 0		CONFERENCE	0- 0	0- 0		0- 0	
0- 0	0- 0			0- 0		HOME	0- 0	0- 0		0- 0	
0- 0	0- 0			0- 0		AWAY	0- 0	0- 0		0- 0	
0- 0	0- 0			0- 0		NEUTRAL	0- 0	0- 0		0- 0	

[illegible]

Non-Div I Games:

Northeastern

Average RPI Win:	191	WON-LOST	WINNING	LAST 10	STRENGTH OF	OPP. STRENGTH	TEAM	ADJ.	CONF.	ADJ CONF.
Average RPI Loss:	115	RECORD	PCT. RANK	GAMES	SCHEDULE	OF SCHEDULE	RPI	RPI	RPI	RPI
DIV. I ONLY	4- 3	131	0- 1	203	81	138	138	10	10	
DIV. I NON-CONF.	4- 3	131	0- 1	203	81	138	138	10	10	

TOTALS	RPI 1-25	RPI 26-50	W-L RECORDS	RPI 51-100	RPI 101-150	RPI 150+				
4- 3	0- 0	0- 0	OVERALL	1- 1	1- 1	2- 1				
2- 0	0- 0	0- 0	HOME	0- 0	1- 0	1- 0				
2- 2	0- 0	0- 0	AWAY	1- 1	0- 1	1- 0				
0- 1	0- 0	0- 0	NEUTRAL	0- 0	0- 0	0- 1				
4- 3	0- 0	0- 0	NON-CONFERENCE	1- 1	1- 1	2- 1				
2- 0	0- 0	0- 0	HOME	0- 0	1- 0	1- 0				
2- 2	0- 0	0- 0	AWAY	1- 1	0- 1	1- 0				
0- 1	0- 0	0- 0	NEUTRAL	0- 0	0- 0	0- 1				
0- 0	0- 0	0- 0	CONFERENCE	0- 0	0- 0	0- 0				
0- 0	0- 0	0- 0	HOME	0- 0	0- 0	0- 0				
0- 0	0- 0	0- 0	AWAY	0- 0	0- 0	0- 0				
0- 0	0- 0	0- 0	NEUTRAL	0- 0	0- 0	0- 0				

RPI 1-25				RPI 26-50				RPI 51-100				RPI 101+ Team's RPI: 138							
RPI	S	Opponent	Score	RPI	S	Opponent	Score	RPI	S	Opponent	Score	RPI	S	Opponent	Score				
								63	A	Washington	59	81	117	H	Fresno St.	86	73		
								94	A	Loyola Marymount	63	62	118	A	Colorado St.	54	65		
													164	N	SMU	48	55		
													247	A	Seattle U	65	58		
													307	H	California Baptist	91	88		

LAST 12 Division I GAMES:																			
				118	A	Colorado St.	54	65	164	N	SMU	48	55						
				94	A	Loyola Marymount	63	62											
				307	H	California Baptist	91	88											
				63	A	Washington	59	81											
				247	A	Seattle U	65	58											
				117	H	Fresno St.	86	73											

Non-Div I Games:

Northern Ariz.

Average RPI	Win:	145	WON-LOST	WINNING	LAST 10	STRENGTH OF	OPP. STRENGTH	TEAM	ADJ.	CONF.	ADJ CONF.
Average RPI	Loss:	58	RECORD	PCT. RANK	GAMES	SCHEDULE	OF SCHEDULE	RPI	RPI	RPI	RPI
DIV. I ONLY		4- 3		131	1- 0	53	42	27	27	10	10
DIV. I NON-CONF.		4- 3		131	1- 0	53	42	27	27	10	10

TOTALS	RPI 1-25		RPI 26-50		W-L RECORDS	RPI 51-100		RPI 101-150		RPI 150+	
4- 3	0- 1		0- 1		OVERALL	1- 0		1- 1		2- 0	
2- 0	0- 0		0- 0		HOME	1- 0		0- 0		1- 0	
2- 3	0- 1		0- 1		AWAY	0- 0		1- 1		1- 0	
0- 0	0- 0		0- 0		NEUTRAL	0- 0		0- 0		0- 0	
4- 3	0- 1		0- 1		NON-CONFERENCE	1- 0		1- 1		2- 0	
2- 0	0- 0		0- 0		HOME	1- 0		0- 0		1- 0	
2- 3	0- 1		0- 1		AWAY	0- 0		1- 1		1- 0	
0- 0	0- 0		0- 0		NEUTRAL	0- 0		0- 0		0- 0	
0- 0	0- 0		0- 0		CONFERENCE	0- 0		0- 0		0- 0	
0- 0	0- 0		0- 0		HOME	0- 0		0- 0		0- 0	
0- 0	0- 0		0- 0		AWAY	0- 0		0- 0		0- 0	
0- 0	0- 0		0- 0		NEUTRAL	0- 0		0- 0		0- 0	

RPI 1-25				RPI 26-50				Team's RPI: 27				RPI 51-100				RPI 101+			
RPI	S	Opponent	Score	RPI	S	Opponent	Score	RPI	S	Opponent	Score	RPI	S	Opponent	Score	RPI	S	Opponent	Score
9	A	Col orado	69 77	40	A	LSU	57 62	73	H	Denver	74 66	118	A	Col orado St.	53 47	125	A	Air Force	57 69
												164	H	SMU	58 57	224	A	San Franci sco	68 63

LAST 12 Division I GAMES:																			
9	A	Col orado	69 77	164	H	SMU	58 57	125	A	Air Force	57 69	224	A	San Franci sco	68 63	118	A	Col orado St.	53 47
				73	H	Denver	74 66	40	A	LSU	57 62								

Non-Div I Games:

Northern Colo.

Average RPI Win:	191	WON-LOST	WINNING	LAST 10	STRENGTH OF	OPP. STRENGTH	TEAM	ADJ.	CONF.	ADJ CONF.
Average RPI Loss:	32	RECORD	PCT. RANK	GAMES	SCHEDULE	OF SCHEDULE	RPI	RPI	RPI	RPI
DIV. I ONLY	4- 3	131	1- 0	147	36	98	98	11	11	
DIV. I NON-CONF.	4- 3	131	1- 0	147	36	98	98	11	11	

TOTALS	RPI 1-25	RPI 26-50	W-L RECORDS	RPI 51-100	RPI 101-150	RPI 150+				
4- 3	0- 2	0- 0	OVERALL	1- 1	0- 0	3- 0				
3- 0	0- 0	0- 0	HOME	1- 0	0- 0	2- 0				
0- 3	0- 2	0- 0	AWAY	0- 1	0- 0	0- 0				
1- 0	0- 0	0- 0	NEUTRAL	0- 0	0- 0	1- 0				
4- 3	0- 2	0- 0	NON-CONFERENCE	1- 1	0- 0	3- 0				
3- 0	0- 0	0- 0	HOME	1- 0	0- 0	2- 0				
0- 3	0- 2	0- 0	AWAY	0- 1	0- 0	0- 0				
1- 0	0- 0	0- 0	NEUTRAL	0- 0	0- 0	1- 0				
0- 0	0- 0	0- 0	CONFERENCE	0- 0	0- 0	0- 0				
0- 0	0- 0	0- 0	HOME	0- 0	0- 0	0- 0				
0- 0	0- 0	0- 0	AWAY	0- 0	0- 0	0- 0				
0- 0	0- 0	0- 0	NEUTRAL	0- 0	0- 0	0- 0				

RPI	S	Opponent	Score	RPI	S	Opponent	Score	RPI	S	Opponent	Score	RPI	S	Opponent	Score
6	A	Iowa St.	60 70					74	A	Montana	70 86	154	H	Yale	89 80
15	A	Indiana	73 91					82	H	UNI	70 59	202	N	Nevada	98 69
												326	H	North Dakota St.	81 63

LAST 12 Division I GAMES:															
202	N	Nevada	98 69	15	A	Indiana	73 91	154	H	Yale	89 80				
82	H	UNI	70 59												
6	A	Iowa St.	60 70												
74	A	Montana	70 86												
326	H	North Dakota St.	81 63												

Non-Div I Games:

Northern Ill.

Average RPI Win:	0	WON-LOST	WINNING	LAST 10	STRENGTH OF	OPP. STRENGTH	TEAM	ADJ.	CONF.	ADJ CONF.
Average RPI Loss:	199	RECORD	PCT. RANK	GAMES	SCHEDULE	OF SCHEDULE	RPI	RPI	RPI	RPI
DIV. I ONLY	0- 4	326	0- 1	209	346	335	335	13	13	
DIV. I NON-CONF.	0- 4	326	0- 1	209	346	335	335	13	13	

TOTALS	RPI 1-25	RPI 26-50	W-L RECORDS	RPI 51-100	RPI 101-150	RPI 150+				
0- 4	0- 0	0- 0	OVERALL	0- 1	0- 0	0- 3				
0- 1	0- 0	0- 0	HOME	0- 1	0- 0	0- 0				
0- 2	0- 0	0- 0	AWAY	0- 0	0- 0	0- 2				
0- 1	0- 0	0- 0	NEUTRAL	0- 0	0- 0	0- 1				
0- 4	0- 0	0- 0	NON-CONFERENCE	0- 1	0- 0	0- 3				
0- 1	0- 0	0- 0	HOME	0- 1	0- 0	0- 0				
0- 2	0- 0	0- 0	AWAY	0- 0	0- 0	0- 2				
0- 1	0- 0	0- 0	NEUTRAL	0- 0	0- 0	0- 1				
0- 0	0- 0	0- 0	CONFERENCE	0- 0	0- 0	0- 0				
0- 0	0- 0	0- 0	HOME	0- 0	0- 0	0- 0				
0- 0	0- 0	0- 0	AWAY	0- 0	0- 0	0- 0				
0- 0	0- 0	0- 0	NEUTRAL	0- 0	0- 0	0- 0				

RPI 1-25				RPI 26-50				RPI 51-100				RPI 101+ Team's RPI : 335					
RPI	S	Opponent	Score	RPI	S	Opponent	Score	RPI	S	Opponent	Score	RPI	S	Opponent	Score		
								55	H	Belmont	53	71	185	A	Kent St.	61	62
													211	N	Akron	60	77
													346	A	Austin Peay	48	52
LAST 12 Division I GAMES:																	
								346	A	Austin Peay	48	52					
								55	H	Belmont	53	71					
								211	N	Akron	60	77					
								185	A	Kent St.	61	62					

Non-Div I Games: Alderson Broaddus 73 32

Northern Ky.

Average RPI	Win:	101	WON-LOST	WINNING	LAST 10	STRENGTH OF	OPP. STRENGTH	TEAM	ADJ.	CONF.	ADJ CONF.
Average RPI	Loss:	82	RECORD	PCT. RANK	GAMES	SCHEDULE	OF SCHEDULE	RPI	RPI	RPI	RPI
DIV. I ONLY		5- 2		80	0- 1	137	6	52	52	3	3
DIV. I NON-CONF.		5- 2		80	0- 1	137	6	52	52	3	3

TOTALS	RPI 1-25		RPI 26-50		W-L RECORDS	RPI 51-100		RPI 101-150		RPI 150+	
5- 2	1- 0		1- 0		OVERALL	1- 1		0- 1		2- 0	
3- 1	1- 0		0- 0		HOME	1- 0		0- 1		1- 0	
2- 1	0- 0		1- 0		AWAY	0- 1		0- 0		1- 0	
0- 0	0- 0		0- 0		NEUTRAL	0- 0		0- 0		0- 0	
5- 2	1- 0		1- 0		NON-CONFERENCE	1- 1		0- 1		2- 0	
3- 1	1- 0		0- 0		HOME	1- 0		0- 1		1- 0	
2- 1	0- 0		1- 0		AWAY	0- 1		0- 0		1- 0	
0- 0	0- 0		0- 0		NEUTRAL	0- 0		0- 0		0- 0	
0- 0	0- 0		0- 0		CONFERENCE	0- 0		0- 0		0- 0	
0- 0	0- 0		0- 0		HOME	0- 0		0- 0		0- 0	
0- 0	0- 0		0- 0		AWAY	0- 0		0- 0		0- 0	
0- 0	0- 0		0- 0		NEUTRAL	0- 0		0- 0		0- 0	

RPI 1-25				RPI 26-50				RPI 51-100 Team's RPI: 52				RPI 101+			
RPI	S	Opponent	Score	RPI	S	Opponent	Score	RPI	S	Opponent	Score	RPI	S	Opponent	Score
24	H	Duke	84 58	47	A	Green Bay	57 55	59	A	DePaul	60 76	104	H	Pittsburgh	49 52
								72	H	UT Martin	90 64	167	A	Florida	83 74
												197	H	UIC	87 44

LAST 12 Division I GAMES:															
				59	A	DePaul	60 76	47	A	Green Bay	57 55				
				104	H	Pittsburgh	49 52								
				72	H	UT Martin	90 64								
				167	A	Florida	83 74								
				197	H	UIC	87 44								
				24	H	Duke	84 58								

Non-Div I Games:

Northwestern

Average RPI Win:	349	WON-LOST	WINNING	LAST 10	STRENGTH OF	OPP. STRENGTH	TEAM	ADJ.	CONF.	ADJ CONF.
Average RPI Loss:	177	RECORD	PCT. RANK	GAMES	SCHEDULE	OF SCHEDULE	RPI	RPI	RPI	RPI
DIV. I ONLY	1- 4	289	0- 0	300	273	332	332	24	24	
DIV. I NON-CONF.	1- 4	289	0- 0	300	273	332	332	24	24	

TOTALS	RPI 1-25	RPI 26-50	W-L RECORDS	RPI 51-100	RPI 101-150	RPI 150+				
1- 4	0- 0	0- 0	OVERALL	0- 1	0- 0	1- 3				
1- 1	0- 0	0- 0	HOME	0- 0	0- 0	1- 1				
0- 3	0- 0	0- 0	AWAY	0- 1	0- 0	0- 2				
0- 0	0- 0	0- 0	NEUTRAL	0- 0	0- 0	0- 0				
1- 4	0- 0	0- 0	NON-CONFERENCE	0- 1	0- 0	1- 3				
1- 1	0- 0	0- 0	HOME	0- 0	0- 0	1- 1				
0- 3	0- 0	0- 0	AWAY	0- 1	0- 0	0- 2				
0- 0	0- 0	0- 0	NEUTRAL	0- 0	0- 0	0- 0				
0- 0	0- 0	0- 0	CONFERENCE	0- 0	0- 0	0- 0				
0- 0	0- 0	0- 0	HOME	0- 0	0- 0	0- 0				
0- 0	0- 0	0- 0	AWAY	0- 0	0- 0	0- 0				
0- 0	0- 0	0- 0	NEUTRAL	0- 0	0- 0	0- 0				

RPI 1-25				RPI 26-50				RPI 51-100				RPI 101+ Team's RPI : 332					
RPI	S	Opponent	Score	RPI	S	Opponent	Score	RPI	S	Opponent	Score	RPI	S	Opponent	Score		
								78	A	Arkansas	53	98	174	A	Okla.homa	56	93
													204	H	La. -Monroe	55	63
													251	A	Southern Mi.ss.	54	69
													349	H	Al.corn	78	65

								LAST 12 Division I GAMES:									
								204	H	La. -Monroe	55	63					
								251	A	Southern Mi.ss.	54	69					
								349	H	Al.corn	78	65					
								174	A	Okla.homa	56	93					
								78	A	Arkansas	53	98					

Non-Div I Games: Loyola (LA) 71 66 LeTourneau 100 40

Northwestern St.

Average RPI	Win:	71	WON-LOST	WINNING	LAST 10	STRENGTH OF	OPP. STRENGTH	TEAM	ADJ.	CONF.	ADJ CONF.
Average RPI	Loss:	3	RECORD	PCT. RANK	GAMES	SCHEDULE	OF SCHEDULE	RPI	RPI	RPI	RPI
DIV. I ONLY		7- 1	24	1- 0	2	90	1	1	1	1	
DIV. I NON-CONF.		7- 1	24	1- 0	2	90	1	1	1	1	

TOTALS	RPI 1-25		RPI 26-50		W-L RECORDS	RPI 51-100		RPI 101-150		RPI 150+	
7- 1	2- 1		1- 0		OVERALL	2- 0		1- 0		1- 0	
3- 1	0- 1		1- 0		HOME	0- 0		1- 0		1- 0	
1- 0	0- 0		0- 0		AWAY	1- 0		0- 0		0- 0	
3- 0	2- 0		0- 0		NEUTRAL	1- 0		0- 0		0- 0	
7- 1	2- 1		1- 0		NON-CONFERENCE	2- 0		1- 0		1- 0	
3- 1	0- 1		1- 0		HOME	0- 0		1- 0		1- 0	
1- 0	0- 0		0- 0		AWAY	1- 0		0- 0		0- 0	
3- 0	2- 0		0- 0		NEUTRAL	1- 0		0- 0		0- 0	
0- 0	0- 0		0- 0		CONFERENCE	0- 0		0- 0		0- 0	
0- 0	0- 0		0- 0		HOME	0- 0		0- 0		0- 0	
0- 0	0- 0		0- 0		AWAY	0- 0		0- 0		0- 0	
0- 0	0- 0		0- 0		NEUTRAL	0- 0		0- 0		0- 0	

RPI	S	Opponent	Score	RPI	S	Opponent	Score	RPI	S	Opponent	Score	RPI	S	Opponent	Score
3	H	UConn	71 89	41	H	Iowa	105 71	59	A	DePaul	101 77	137	H	Penn	75 55
8	N	Drake	82 64					81	N	Oregon St.	91 81	157	H	Harvard	103 58
16	N	Gonzaga	81 65												
LAST 12 Division I GAMES:															
81	N	Oregon St.	91 81	137	H	Penn	75 55								
8	N	Drake	82 64	157	H	Harvard	103 58								
3	H	UConn	71 89												
41	H	Iowa	105 71												
16	N	Gonzaga	81 65												
59	A	DePaul	101 77												

Non-Div I Games:

Notre Dame

Average RPI Win:	316	WON-LOST	WINNING	LAST 10	STRENGTH OF	OPP. STRENGTH	TEAM	ADJ.	CONF.	ADJ CONF.
Average RPI Loss:	132	RECORD	PCT. RANK	GAMES	SCHEDULE	OF SCHEDULE	RPI	RPI	RPI	RPI
DIV. I ONLY	1- 7	315	0- 1	27	328	229	229	13	13	
DIV. I NON-CONF.	1- 7	315	0- 1	27	328	229	229	13	13	

TOTALS	RPI 1-25	RPI 26-50	W-L RECORDS	RPI 51-100	RPI 101-150	RPI 150+				
1- 7	0- 1	0- 1	OVERALL	0- 1	0- 1	1- 3				
1- 2	0- 1	0- 0	HOME	0- 1	0- 0	1- 0				
0- 4	0- 0	0- 1	AWAY	0- 0	0- 1	0- 2				
0- 1	0- 0	0- 0	NEUTRAL	0- 0	0- 0	0- 1				
1- 7	0- 1	0- 1	NON-CONFERENCE	0- 1	0- 1	1- 3				
1- 2	0- 1	0- 0	HOME	0- 1	0- 0	1- 0				
0- 4	0- 0	0- 1	AWAY	0- 0	0- 1	0- 2				
0- 1	0- 0	0- 0	NEUTRAL	0- 0	0- 0	0- 1				
0- 0	0- 0	0- 0	CONFERENCE	0- 0	0- 0	0- 0				
0- 0	0- 0	0- 0	HOME	0- 0	0- 0	0- 0				
0- 0	0- 0	0- 0	AWAY	0- 0	0- 0	0- 0				
0- 0	0- 0	0- 0	NEUTRAL	0- 0	0- 0	0- 0				

RPI 1-25				RPI 26-50				RPI 51-100				RPI 101+ Team's RPI: 229			
RPI	S	Opponent	Score	RPI	S	Opponent	Score	RPI	S	Opponent	Score	RPI	S	Opponent	Score
15	H	Indiana	32 59	44	A	Central Mich.	61 104	84	H	Michigan St.	58 102	108	A	Bradley	64 73
												185	A	Kent St.	65 75
												211	N	Akron	65 85
												276	A	Illinois St.	56 62
												316	H	Canisius	71 60
LAST 12 Division I GAMES:															
185	A	Kent St.	65 75	84	H	Michigan St.	58 102	108	A	Bradley	64 73				
211	N	Akron	65 85	276	A	Illinois St.	56 62	316	H	Canisius	71 60				
15	H	Indiana	32 59												
44	A	Central Mich.	61 104												

Non-Div I Games: Grace Bible (MI) 94 48

Oakland

Average RPI Win:	186	WON-LOST	WINNING	LAST 10	STRENGTH OF	OPP. STRENGTH	TEAM	ADJ.	CONF.	ADJ CONF.
Average RPI Loss:	0	RECORD	PCT. RANK	GAMES	SCHEDULE	OF SCHEDULE	RPI	RPI	RPI	RPI
DIV. I ONLY	7- 0	1	1- 0	294	23	61	61	11	11	
DIV. I NON-CONF.	7- 0	1	1- 0	294	23	61	61	11	11	

TOTALS	RPI 1-25	RPI 26-50	W-L RECORDS	RPI 51-100	RPI 101-150	RPI 150+				
7- 0	0- 0	1- 0	OVERALL	1- 0	0- 0	5- 0				
5- 0	0- 0	0- 0	HOME	1- 0	0- 0	4- 0				
0- 0	0- 0	0- 0	AWAY	0- 0	0- 0	0- 0				
2- 0	0- 0	1- 0	NEUTRAL	0- 0	0- 0	1- 0				
7- 0	0- 0	1- 0	NON-CONFERENCE	1- 0	0- 0	5- 0				
5- 0	0- 0	0- 0	HOME	1- 0	0- 0	4- 0				
0- 0	0- 0	0- 0	AWAY	0- 0	0- 0	0- 0				
2- 0	0- 0	1- 0	NEUTRAL	0- 0	0- 0	1- 0				
0- 0	0- 0	0- 0	CONFERENCE	0- 0	0- 0	0- 0				
0- 0	0- 0	0- 0	HOME	0- 0	0- 0	0- 0				
0- 0	0- 0	0- 0	AWAY	0- 0	0- 0	0- 0				
0- 0	0- 0	0- 0	NEUTRAL	0- 0	0- 0	0- 0				

RPI	S	Opponent	Score	RPI	S	Opponent	Score	RPI	S	Opponent	Score	RPI	S	Opponent	Score
				31	N	Lamar University	87 62	80	H	Purdue	80 73	173	H	UNCW	95 72
												232	N	St. Bonaventure	70 53
												235	H	Cleveland St.	72 54
												271	H	Eastern Ky.	100 60
												280	H	Binghamton	86 49

LAST 12 Division I GAMES:															
				80	H	Purdue	80 73	31	N	Lamar University	87 62	232	N	St. Bonaventure	70 53
				235	H	Cleveland St.	72 54	271	H	Eastern Ky.	100 60	280	H	Binghamton	86 49
								173	H	UNCW	95 72				

Non-Div I Games:

Ohio

Average RPI Win: 171		WON-LOST RECORD	WINNING PCT. RANK	LAST 10 GAMES	STRENGTH OF SCHEDULE	OPP. STRENGTH OF SCHEDULE	TEAM RPI	ADJ. RPI	CONF. RPI	ADJ CONF. RPI
Average RPI Loss: 54										
DIV. I ONLY		3- 3	155	0- 1	47	55	107	107	3	3
DIV. I NON-CONF.		3- 3	155	0- 1	47	55	107	107	3	3
TOTALS		RPI 1-25	RPI 26-50	W-L RECORDS		RPI 51-100	RPI 101-150	RPI 150+		
3- 3	0- 1		1- 0	OVERALL		0- 2	0- 0	2- 0		
3- 1	0- 0		1- 0	HOME		0- 1	0- 0	2- 0		
0- 2	0- 1		0- 0	AWAY		0- 1	0- 0	0- 0		
0- 0	0- 0		0- 0	NEUTRAL		0- 0	0- 0	0- 0		
3- 3	0- 1		1- 0	NON-CONFERENCE		0- 2	0- 0	2- 0		
3- 1	0- 0		1- 0	HOME		0- 1	0- 0	2- 0		
0- 2	0- 1		0- 0	AWAY		0- 1	0- 0	0- 0		
0- 0	0- 0		0- 0	NEUTRAL		0- 0	0- 0	0- 0		
0- 0	0- 0		0- 0	CONFERENCE		0- 0	0- 0	0- 0		
0- 0	0- 0		0- 0	HOME		0- 0	0- 0	0- 0		
0- 0	0- 0		0- 0	AWAY		0- 0	0- 0	0- 0		
0- 0	0- 0		0- 0	NEUTRAL		0- 0	0- 0	0- 0		

RPI 1-25				RPI 26-50				RPI 51-100				RPI 101+ Team's RPI: 107			
RPI	S	Opponent	Score	RPI	S	Opponent	Score	RPI	S	Opponent	Score	RPI	S	Opponent	Score
3	A	UConn	53 85	26	H	North Carolina	76 69	63	A	Washington	59 69	222	H	Cincinnati	69 56
								96	H	South Fla.	47 71	265	H	Detroit Mercy	55 41
LAST 12 Division I GAMES:															
222	H	Cincinnati	69 56	63	A	Washington	59 69								
26	H	North Carolina	76 69												
3	A	UConn	53 85												
265	H	Detroit Mercy	55 41												
96	H	South Fla.	47 71												

Ohio St.

Average RPI Win:	279	WON-LOST	WINNING	LAST 10	STRENGTH OF	OPP. STRENGTH	TEAM	ADJ.	CONF.	ADJ CONF.
Average RPI Loss:	82	RECORD	PCT. RANK	GAMES	SCHEDULE	OF SCHEDULE	RPI	RPI	RPI	RPI
DIV. I ONLY	3- 5	217	0- 1	55	228	174	174	5	5	
DIV. I NON-CONF.	3- 5	217	0- 1	55	228	174	174	5	5	
<hr/>										
TOTALS	RPI 1-25	RPI 26-50	W-L RECORDS	RPI 51-100	RPI 101-150	RPI 150+				
3- 5	0- 0	0- 1	OVERALL	0- 3	0- 1	3- 0				
3- 0	0- 0	0- 0	HOME	0- 0	0- 0	3- 0				
0- 3	0- 0	0- 1	AWAY	0- 2	0- 0	0- 0				
0- 2	0- 0	0- 0	NEUTRAL	0- 1	0- 1	0- 0				
3- 5	0- 0	0- 1	NON-CONFERENCE	0- 3	0- 1	3- 0				
3- 0	0- 0	0- 0	HOME	0- 0	0- 0	3- 0				
0- 3	0- 0	0- 1	AWAY	0- 2	0- 0	0- 0				
0- 2	0- 0	0- 0	NEUTRAL	0- 1	0- 1	0- 0				
0- 0	0- 0	0- 0	CONFERENCE	0- 0	0- 0	0- 0				
0- 0	0- 0	0- 0	HOME	0- 0	0- 0	0- 0				
0- 0	0- 0	0- 0	AWAY	0- 0	0- 0	0- 0				
0- 0	0- 0	0- 0	NEUTRAL	0- 0	0- 0	0- 0				

RPI 1-25				RPI 26-50				RPI 51-100				RPI 101+				Team's RPI: 174	
RPI	S	Opponent	Score	RPI	S	Opponent	Score	RPI	S	Opponent	Score	RPI	S	Opponent	Score		
				33	A	Auburn	79 95										
								67	N	Clemson	62 74	146	N	UAB	84 89		
								69	A	New Mexico	80 84	181	H	Western Ky.	90 83		
								96	A	South Fla.	70 87	324	H	Central Ark.	65 52		
												332	H	Northwestern St.	93 56		
LAST 12 Division I GAMES:																	
				67	N	Clemson	62 74	324	H	Central Ark.	65 52						
				181	H	Western Ky.	90 83	33	A	Auburn	79 95						
								69	A	New Mexico	80 84						
								146	N	UAB	84 89						
								96	A	South Fla.	70 87						
								332	H	Northwestern St.	93 56						

Non-Div I Games:

Oklahoma

Average RPI Win: 181		WON-LOST	WINNING	LAST 10	STRENGTH OF	OPP. STRENGTH	TEAM	ADJ.	CONF.	ADJ CONF.
Loss: 23		RECORD	PCT. RANK	GAMES	SCHEDULE	OF SCHEDULE	RPI	RPI	RPI	RPI
DIV. I ONLY		6- 1	35	0- 1	112	77	49	49	5	5
DIV. I NON-CONF.		6- 1	35	0- 1	112	77	49	49	5	5
TOTALS		RPI 1-25	RPI 26-50	W-L RECORDS		RPI 51-100	RPI 101-150	RPI 150+		
6- 1	0- 1		0- 0	OVERALL		1- 0	0- 0	5- 0		
5- 1	0- 1		0- 0	HOME		1- 0	0- 0	4- 0		
1- 0	0- 0		0- 0	AWAY		0- 0	0- 0	1- 0		
0- 0	0- 0		0- 0	NEUTRAL		0- 0	0- 0	0- 0		
6- 1	0- 1		0- 0	NON-CONFERENCE		1- 0	0- 0	5- 0		
5- 1	0- 1		0- 0	HOME		1- 0	0- 0	4- 0		
1- 0	0- 0		0- 0	AWAY		0- 0	0- 0	1- 0		
0- 0	0- 0		0- 0	NEUTRAL		0- 0	0- 0	0- 0		
0- 0	0- 0		0- 0	CONFERENCE		0- 0	0- 0	0- 0		
0- 0	0- 0		0- 0	HOME		0- 0	0- 0	0- 0		
0- 0	0- 0		0- 0	AWAY		0- 0	0- 0	0- 0		
0- 0	0- 0		0- 0	NEUTRAL		0- 0	0- 0	0- 0		

RPI 1-25				RPI 26-50				RPI 51-100				RPI 101+			
RPI	S	Opponent	Score	RPI	S	Opponent	Score	RPI	S	Opponent	Score	RPI	S	Opponent	Score
23	H	Tennessee	63 76					95	H	UC Ri versi de	76 51	161	H	Prai ri e View	70 50
												175	H	Texas St.	66 55
												196	H	Arkansas St.	62 60
												220	A	Wi chi ta St.	60 47
												239	H	Samford	82 62
LAST 12 Division I GAMES:															
23	H	Tennessee	63 76	95	H	UC Ri versi de	76 51								
175	H	Texas St.	66 55	196	H	Arkansas St.	62 60								
220	A	Wi chi ta St.	60 47												
239	H	Samford	82 62												
161	H	Prai ri e View	70 50												

Non-Div I Games:

Okla ahoma St.

O
l
d
D
o
m
i
n
i
o
n

Old Dominion				Through Games Of Dec. 5, 2018							
Average RPI	Win:	196	WON-LOST	WINNING	LAST 10	STRENGTH OF	OPP. STRENGTH	TEAM	ADJ.	CONF.	ADJ CONF.
Average RPI	Loss:	69	RECORD	PCT. RANK	GAMES	SCHEDULE	OF SCHEDULE	RPI	RPI	RPI	RPI
DIV. I ONLY			5- 2	80	0- 1	48	148	29	29	19	19
DIV. I NON-CONF.			5- 2	80	0- 1	48	148	29	29	19	19

TOTALS	RPI 1-25			RPI 26-50		W-L RECORDS	RPI 51-100	RPI 101-150		RPI 150+	
5- 2	0- 1			0- 0		OVERALL	1- 0	0- 1		4- 0	
1- 1	0- 0			0- 0		HOME	0- 0	0- 1		1- 0	
2- 1	0- 1			0- 0		AWAY	0- 0	0- 0		2- 0	
2- 0	0- 0			0- 0		NEUTRAL	1- 0	0- 0		1- 0	
5- 2	0- 1			0- 0		NON-CONFERENCE	1- 0	0- 1		4- 0	
1- 1	0- 0			0- 0		HOME	0- 0	0- 1		1- 0	
2- 1	0- 1			0- 0		AWAY	0- 0	0- 0		2- 0	
2- 0	0- 0			0- 0		NEUTRAL	1- 0	0- 0		1- 0	
0- 0	0- 0			0- 0		CONFERENCE	0- 0	0- 0		0- 0	
0- 0	0- 0			0- 0		HOME	0- 0	0- 0		0- 0	
0- 0	0- 0			0- 0		AWAY	0- 0	0- 0		0- 0	
0- 0	0- 0			0- 0		NEUTRAL	0- 0	0- 0		0- 0	

RPI 1-25				RPI 26-50				Team's RPI: 29				RPI 51-100				RPI 101+			
RPI	S	Opponent	Score	RPI	S	Opponent	Score					RPI	S	Opponent	Score	RPI	S	Opponent	Score
4	A	NC State	56 85									93	N	Tennessee Tech	80 73	133	H	Virginia	67 73
																190	A	Campbell	83 59
																208	H	Norfolk St.	69 53
																222	A	Cincinnati	76 72
																268	N	Jacksonville	78 76

LAST 12 Division I GAMES:																			
222	A	Cincinnati	76 72	4	A	NC State	56 85												
208	H	Norfolk St.	69 53	93	N	Tennessee Tech	80 73												
190	A	Campbell	83 59	268	N	Jacksonville	78 76												
				133	H	Virginia	67 73												

O
l
d
D
o
m
i
n
i
o
n

Non-Div I Games:

Old Dominion

Ole Miss

O
l
e
M
i
s
s

Ol e Mi ss

Average RPI Win: 313
Average RPI Loss: 150

WON-LOST
RECORD

WINNING
PCT. RANK

LAST 10
GAMES

STRENGTH OF
SCHEDULE

OPP. STRENGTH
OF SCHEDULE

TEAM
RPI

ADJ.
RPI

CONF.
RPI

ADJ CONF.
RPI

DIV. I ONLY	3- 4	188	1- 0	308	257	287	287	12	12
DIV. I NON-CONF.	3- 4	188	1- 0	308	257	287	287	12	12
<hr/>									
TOTALS	RPI 1-25	RPI 26-50	W-L RECORDS	RPI 51-100	RPI 101-150	RPI 150+			
3- 4	0- 0	0- 0	OVERALL	0- 0	0- 2	3- 2			
1- 1	0- 0	0- 0	HOME	0- 0	0- 1	1- 0			
1- 2	0- 0	0- 0	AWAY	0- 0	0- 1	1- 1			
1- 1	0- 0	0- 0	NEUTRAL	0- 0	0- 0	1- 1			
3- 4	0- 0	0- 0	NON-CONFERENCE	0- 0	0- 2	3- 2			
1- 1	0- 0	0- 0	HOME	0- 0	0- 1	1- 0			
1- 2	0- 0	0- 0	AWAY	0- 0	0- 1	1- 1			
1- 1	0- 0	0- 0	NEUTRAL	0- 0	0- 0	1- 1			
0- 0	0- 0	0- 0	CONFERENCE	0- 0	0- 0	0- 0			
0- 0	0- 0	0- 0	HOME	0- 0	0- 0	0- 0			
0- 0	0- 0	0- 0	AWAY	0- 0	0- 0	0- 0			
0- 0	0- 0	0- 0	NEUTRAL	0- 0	0- 0	0- 0			

RPI 1-25				RPI 26-50				RPI 51-100				RPI 101+				Team's RPI: 287
RPI	S	Opponent	Score	RPI	S	Opponent	Score	RPI	S	Opponent	Score	RPI	S	Opponent	Score	
												123	H	CSUN	52	64
												131	A	Kansas St.	46	61
												155	A	Creighton	51	66
												190	N	Campbell	52	65
												265	A	Detroit Mercy	51	42
												333	H	USC Upstate	96	69
												340	N	Florida A&M	57	50
<hr/>																
LAST 12 Division I GAMES:																
				340	N	Florida A&M	57	50				333	H	USC Upstate	96	69
				155	A	Creighton	51	66								
				265	A	Detroit Mercy	51	42								
				190	N	Campbell	52	65								
				123	H	CSUN	52	64								
				131	A	Kansas St.	46	61								

Non-Div I Games: Graceland (IA) 81 39

Omaha

Loss, Non-Conf, S Site, H Home A Away N Neutral

Average RPI	Win:	197	WON-LOST	WINNING	LAST 10	STRENGTH OF	OPP. STRENGTH	TEAM	ADJ.	CONF.	ADJ CONF.
Average RPI	Loss:	71	RECORD	PCT. RANK	GAMES	SCHEDULE	OF SCHEDULE	RPI	RPI	RPI	RPI
DIV. I ONLY		3- 4		188	0- 0	108	122	153	153	12	12
DIV. I NON-CONF.		3- 4		188	0- 0	108	122	153	153	12	12

TOTALS	RPI 1-25		RPI 26-50		W-L RECORDS	RPI 51-100		RPI 101-150		RPI 150+	
3- 4	0- 0		0- 1		OVERALL	0- 3		0- 0		3- 0	
2- 1	0- 0		0- 0		HOME	0- 1		0- 0		2- 0	
1- 3	0- 0		0- 1		AWAY	0- 2		0- 0		1- 0	
0- 0	0- 0		0- 0		NEUTRAL	0- 0		0- 0		0- 0	
3- 4	0- 0		0- 1		NON-CONFERENCE	0- 3		0- 0		3- 0	
2- 1	0- 0		0- 0		HOME	0- 1		0- 0		2- 0	
1- 3	0- 0		0- 1		AWAY	0- 2		0- 0		1- 0	
0- 0	0- 0		0- 0		NEUTRAL	0- 0		0- 0		0- 0	
0- 0	0- 0		0- 0		CONFERENCE	0- 0		0- 0		0- 0	
0- 0	0- 0		0- 0		HOME	0- 0		0- 0		0- 0	
0- 0	0- 0		0- 0		AWAY	0- 0		0- 0		0- 0	
0- 0	0- 0		0- 0		NEUTRAL	0- 0		0- 0		0- 0	

RPI	S	Opponent	Score	RPI	S	Opponent	Score	RPI	S	Opponent	Score	RPI	S	Opponent	Score	Team's RPI: 153
41	A	Iowa	77 90	78	A	Arkansas	61 74	175	A	Texas St.	81 64	180	H	Southern Utah	64 59	
				79	A	Kansas	58 70	236	H	UMKC	75 64					
				87	H	Tulsa	68 76									
LAST 12 Division I GAMES:																
79	A	Kansas	58 70	180	H	Southern Utah	64 59	78	A	Arkansas	61 74	175	A	Texas St.	81 64	
41	A	Iowa	77 90	78	A	Arkansas	61 74	236	H	UMKC	75 64	87	H	Tulsa	68 76	

Non-Div I Games: Harris-Stowe 74 46 Cent. Christian (KS) 47 47

Oral Roberts

Average RPI Win:	96	WON-LOST	WINNING	LAST 10	STRENGTH OF	OPP. STRENGTH	TEAM	ADJ.	CONF.	ADJ CONF.
Average RPI Loss:	0	RECORD	PCT. RANK	GAMES	SCHEDULE	OF SCHEDULE	RPI	RPI	RPI	RPI
DIV. I ONLY	6- 0	1	1- 0	71	11	5	5	2	2	
DIV. I NON-CONF.	6- 0	1	1- 0	71	11	5	5	2	2	

TOTALS	RPI 1-25	RPI 26-50	W-L RECORDS	RPI 51-100	RPI 101-150	RPI 150+				
6- 0	1- 0	1- 0	OVERALL	3- 0	0- 0	1- 0				
3- 0	1- 0	0- 0	HOME	1- 0	0- 0	1- 0				
2- 0	0- 0	1- 0	AWAY	1- 0	0- 0	0- 0				
1- 0	0- 0	0- 0	NEUTRAL	1- 0	0- 0	0- 0				
6- 0	1- 0	1- 0	NON-CONFERENCE	3- 0	0- 0	1- 0				
3- 0	1- 0	0- 0	HOME	1- 0	0- 0	1- 0				
2- 0	0- 0	1- 0	AWAY	1- 0	0- 0	0- 0				
1- 0	0- 0	0- 0	NEUTRAL	1- 0	0- 0	0- 0				
0- 0	0- 0	0- 0	CONFERENCE	0- 0	0- 0	0- 0				
0- 0	0- 0	0- 0	HOME	0- 0	0- 0	0- 0				
0- 0	0- 0	0- 0	AWAY	0- 0	0- 0	0- 0				
0- 0	0- 0	0- 0	NEUTRAL	0- 0	0- 0	0- 0				

RPI	S	Opponent	Score	RPI	S	Opponent	Score	RPI	S	Opponent	Score	RPI	S	Opponent	Score
14	H	Syracuse	75 73	46	A	Saint Mary's (CA)	79 55	68	H	Buffalo	102 82	277	H	Long Beach St.	110 48
								76	A	Utah St.	88 58				
								95	N	UC Ri versi de	94 44				
LAST 12 Division I GAMES:															
277	H	Long Beach St.	110 48	76	A	Utah St.	88 58								
46	A	Saint Mary's (CA)	79 55	14	H	Syracuse	75 73								
95	N	UC Ri versi de	94 44												
68	H	Buffalo	102 82												

Non-Div I Games: Alas. Fairbanks 115 36

Oregon

Average RPI	Win:	181	WON-LOST	WINNING	LAST 10	STRENGTH OF	OPP. STRENGTH	TEAM	ADJ.	CONF.	ADJ CONF.
Average RPI	Loss:	1	RECORD	PCT. RANK	GAMES	SCHEDULE	OF SCHEDULE	RPI	RPI	RPI	RPI
DIV. I ONLY		6- 1	35	0- 1	277	3	81	81	2	2	
DIV. I NON-CONF.		6- 1	35	0- 1	277	3	81	81	2	2	

TOTALS	RPI 1-25		RPI 26-50		W-L RECORDS	RPI 51-100	RPI 101-150		RPI 150+		
6- 1	0- 1		1- 0		OVERALL	1- 0	0- 0		4- 0		
4- 0	0- 0		1- 0		HOME	0- 0	0- 0		3- 0		
0- 0	0- 0		0- 0		AWAY	0- 0	0- 0		0- 0		
2- 1	0- 1		0- 0		NEUTRAL	1- 0	0- 0		1- 0		
6- 1	0- 1		1- 0		NON-CONFERENCE	1- 0	0- 0		4- 0		
4- 0	0- 0		1- 0		HOME	0- 0	0- 0		3- 0		
0- 0	0- 0		0- 0		AWAY	0- 0	0- 0		0- 0		
2- 1	0- 1		0- 0		NEUTRAL	1- 0	0- 0		1- 0		
0- 0	0- 0		0- 0		CONFERENCE	0- 0	0- 0		0- 0		
0- 0	0- 0		0- 0		HOME	0- 0	0- 0		0- 0		
0- 0	0- 0		0- 0		AWAY	0- 0	0- 0		0- 0		
0- 0	0- 0		0- 0		NEUTRAL	0- 0	0- 0		0- 0		

RPI 1-25				RPI 26-50				RPI 51-100 Team's RPI: 81				RPI 101+			
RPI	S	Opponent	Score	RPI	S	Opponent	Score	RPI	S	Opponent	Score	RPI	S	Opponent	Score
1	N	Notre Dame	81 91	46	H	Saint Mary's (CA)	89 56	97	N	South Carolina	70 68	165	H	Ark. -Pine Bluff	89 33
												181	N	Western Ky.	74 60
												293	H	Cal Poly	79 54
												305	H	La Salle	100 46

LAST 12 Division I GAMES:															
46	H	Saint Mary's (CA)	89 56	1	N	Notre Dame	81 91	97	N	South Carolina	70 68	305	H	La Salle	100 46
165	H	Ark. -Pine Bluff	89 33					181	N	Western Ky.	74 60				
293	H	Cal Poly	79 54												

Non-Div I Games:

Oregon St.

Average RPI Win: 166		WON-LOST RECORD	WINNING PCT. RANK	LAST 10 GAMES	STRENGTH OF SCHEDULE	OPP. STRENGTH OF SCHEDULE	TEAM RPI	ADJ. RPI	CONF. RPI	ADJ CONF. RPI
Average RPI Loss: 2										
DIV. I ONLY		4- 1	56	1- 0	148	8	34	34	6	6
DIV. I NON-CONF.		4- 1	56	1- 0	148	8	34	34	6	6
TOTALS		RPI 1-25	RPI 26-50	W-L RECORDS	RPI 51-100	RPI 101-150	RPI 150+			
4- 1	1- 1		0- 0	OVERALL	0- 0	1- 0	2- 0			
2- 0	1- 0		0- 0	HOME	0- 0	0- 0	1- 0			
2- 0	0- 0		0- 0	AWAY	0- 0	1- 0	1- 0			
0- 1	0- 1		0- 0	NEUTRAL	0- 0	0- 0	0- 0			
4- 1	1- 1		0- 0	NON-CONFERENCE	0- 0	1- 0	2- 0			
2- 0	1- 0		0- 0	HOME	0- 0	0- 0	1- 0			
2- 0	0- 0		0- 0	AWAY	0- 0	1- 0	1- 0			
0- 1	0- 1		0- 0	NEUTRAL	0- 0	0- 0	0- 0			
0- 0	0- 0		0- 0	CONFERENCE	0- 0	0- 0	0- 0			
0- 0	0- 0		0- 0	HOME	0- 0	0- 0	0- 0			
0- 0	0- 0		0- 0	AWAY	0- 0	0- 0	0- 0			
0- 0	0- 0		0- 0	NEUTRAL	0- 0	0- 0	0- 0			

RPI 1-25				Team's RPI: 34				RPI 51-100				RPI 101+			
RPI	S	Opponent	Score	RPI	S	Opponent	Score	RPI	S	Opponent	Score	RPI	S	Opponent	Score
2	N	Cal i forni a	69 81									124	A	UC Davi s	83 80
20	H	Wyomi ng	70 64									193	A	San Jose St.	91 67
												326	H	North Dakota St.	75 68
LAST 12 Division I GAMES:															
193	A	San Jose St.	91 67	2	N	Cal i forni a	69 81								
20	H	Wyomi ng	70 64	124	A	UC Davi s	83 80								
326	H	North Dakota St.	75 68												

Non-Div l Games:

Paci fi c

Average RPI Win:	296	WON-LOST	WINNING	LAST 10	STRENGTH OF	OPP. STRENGTH	TEAM	ADJ.	CONF.	ADJ CONF.
Average RPI Loss:	29	RECORD	PCT. RANK	GAMES	SCHEDULE	OF SCHEDULE	RPI	RPI	RPI	RPI
DIV. I ONLY	5- 2	80	1- 0	252	115	137	137	18	18	
DIV. I NON-CONF.	5- 2	80	1- 0	252	115	137	137	18	18	

TOTALS	RPI 1-25	RPI 26-50	W-L RECORDS	RPI 51-100	RPI 101-150	RPI 150+				
5- 2	0- 1	0- 0	OVERALL	0- 1	0- 0	5- 0				
3- 0	0- 0	0- 0	HOME	0- 0	0- 0	3- 0				
2- 1	0- 1	0- 0	AWAY	0- 0	0- 0	2- 0				
0- 1	0- 0	0- 0	NEUTRAL	0- 1	0- 0	0- 0				
5- 2	0- 1	0- 0	NON-CONFERENCE	0- 1	0- 0	5- 0				
3- 0	0- 0	0- 0	HOME	0- 0	0- 0	3- 0				
2- 1	0- 1	0- 0	AWAY	0- 0	0- 0	2- 0				
0- 1	0- 0	0- 0	NEUTRAL	0- 1	0- 0	0- 0				
0- 0	0- 0	0- 0	CONFERENCE	0- 0	0- 0	0- 0				
0- 0	0- 0	0- 0	HOME	0- 0	0- 0	0- 0				
0- 0	0- 0	0- 0	AWAY	0- 0	0- 0	0- 0				
0- 0	0- 0	0- 0	NEUTRAL	0- 0	0- 0	0- 0				

RPI	S	Opponent	Score	RPI	S	Opponent	Score	RPI	S	Opponent	Score	RPI	S	Opponent	Score	Team's RPI: 137
1	A	Notre Dame	55 75					56	N	Maine	46 47	253	A	Siena	58 51	
												266	A	Navy	65 61	
												305	H	La Salle	65 34	
												310	H	Saint Joseph's	65 45	
												344	H	NJIT	85 42	

LAST 12 Division I GAMES:																
310	H	Saint Joseph's	65 45	305	H	La Salle	65 34									
1	A	Notre Dame	55 75	56	N	Maine	46 47									
253	A	Siena	58 51	266	A	Navy	65 61									
				344	H	NJIT	85 42									

Non-Div I Games:

Penn

Average RPI Win: 169

Average RPI Loss: 44

WON-LOST
RECORDWINNING
PCT. RANKLAST 10
GAMESSTRENGTH OF
SCHEDULEOPP. STRENGTH
OF SCHEDULETEAM
RPIADJ.
RPICONF.
RPIADJ CONF.
RPIDIV. I ONLY
DIV. I NON-CONF.5- 4
5- 4144
1440- 1
0- 165
6559
59114
114114
1143
33
3

TOTALS

RPI 1-25

RPI 26-50

W-L RECORDS

RPI 51-100

RPI 101-150

RPI 150+

5- 4 0- 1

0- 1

OVERALL

1- 2

2- 0

2- 0

4- 3 0- 1

0- 1

HOME

1- 1

1- 0

2- 0

1- 1 0- 0

0- 0

AWAY

0- 1

1- 0

0- 0

0- 0 0- 0

0- 0

NEUTRAL

0- 0

0- 0

0- 0

5- 4 0- 1

0- 1

NON-CONFERENCE

1- 2

2- 0

2- 0

4- 3 0- 1

0- 1

HOME

1- 1

1- 0

2- 0

1- 1 0- 0

0- 0

AWAY

0- 1

1- 0

0- 0

0- 0 0- 0

0- 0

NEUTRAL

0- 0

0- 0

0- 0

0- 0 0- 0

0- 0

CONFERENCE

0- 0

0- 0

0- 0

0- 0 0- 0

0- 0

HOME

0- 0

0- 0

0- 0

0- 0 0- 0

0- 0

AWAY

0- 0

0- 0

0- 0

0- 0 0- 0

0- 0

NEUTRAL

0- 0

0- 0

0- 0

RPI 1-25

RPI 26-50

RPI 51-100

RPI 101+

Team's RPI: 114

RPI	S	Opponent	Score
2	H	Cal i forni a	58 75

RPI	S	Opponent	Score
32	H	Duquesne	58 64

RPI	S	Opponent	Score
54	A	Florida St.	58 87
88	H	Stony Brook	70 81
91	H	Provi dence	74 72

RPI	S	Opponent	Score
139	A	Fordham	72 55
143	H	North Dakota	75 68
206	H	Princeton	79 71
268	H	Jacksonville	80 61

LAST 12 Division I GAMES:

32	H	Duquesne	58 64	88	H	Stony Brook	70 81
268	H	Jacksonville	80 61	143	H	North Dakota	75 68
54	A	Florida St.	58 87	206	H	Princeton	79 71
				139	A	Fordham	72 55
				2	H	Cal i forni a	58 75
				91	H	Provi dence	74 72

Non-Div I Games:

Penn St.

Average RPI	Win:	254	WON-LOST	WINNING	LAST 10	STRENGTH OF	OPP. STRENGTH	TEAM	ADJ.	CONF.	ADJ CONF.
Average RPI	Loss:	9	RECORD	PCT. RANK	GAMES	SCHEDULE	OF SCHEDULE	RPI	RPI	RPI	RPI
DIV. I ONLY		5- 1		51	1- 0	299	69	102	102	6	6
DIV. I NON-CONF.		5- 1		51	1- 0	299	69	102	102	6	6

TOTALS	RPI 1-25		RPI 26-50		W-L RECORDS	RPI 51-100		RPI 101-150		RPI 150+	
5- 1	0- 1		0- 0		OVERALL	0- 0		0- 0		5- 0	
1- 0	0- 0		0- 0		HOME	0- 0		0- 0		1- 0	
3- 1	0- 1		0- 0		AWAY	0- 0		0- 0		3- 0	
1- 0	0- 0		0- 0		NEUTRAL	0- 0		0- 0		1- 0	
5- 1	0- 1		0- 0		NON-CONFERENCE	0- 0		0- 0		5- 0	
1- 0	0- 0		0- 0		HOME	0- 0		0- 0		1- 0	
3- 1	0- 1		0- 0		AWAY	0- 0		0- 0		3- 0	
1- 0	0- 0		0- 0		NEUTRAL	0- 0		0- 0		1- 0	
0- 0	0- 0		0- 0		CONFERENCE	0- 0		0- 0		0- 0	
0- 0	0- 0		0- 0		HOME	0- 0		0- 0		0- 0	
0- 0	0- 0		0- 0		AWAY	0- 0		0- 0		0- 0	
0- 0	0- 0		0- 0		NEUTRAL	0- 0		0- 0		0- 0	

RPI 1-25				RPI 26-50				RPI 51-100				RPI 101+				Team's RPI: 102
RPI	S	Opponent	Score	RPI	S	Opponent	Score	RPI	S	Opponent	Score	RPI	S	Opponent	Score	
9	A	Colorado	65 80									201	N	Sacramento St.	113 97	
												247	A	Seattle U	78 64	
												264	H	Weber St.	68 47	
												267	A	Hawaii	65 64	
												293	A	Cal Poly	70 63	

LAST 12 Division I GAMES:																
				264	H	Weber St.	68 47									
				247	A	Seattle U	78 64									
				9	A	Colorado	65 80									
				293	A	Cal Poly	70 63									
				201	N	Sacramento St.	113 97									
				267	A	Hawaii	65 64									

Non-Div I Games:

Pepperdine

Average RPI Win:	171	WON-LOST	WINNING	LAST 10	STRENGTH OF	OPP. STRENGTH	TEAM	ADJ.	CONF.	ADJ CONF.
Average RPI Loss:	113	RECORD	PCT. RANK	GAMES	SCHEDULE	OF SCHEDULE	RPI	RPI	RPI	RPI
DIV. I ONLY	6- 4	123	1- 0	77	124	104	104	1	1	
DIV. I NON-CONF.	6- 4	123	1- 0	77	124	104	104	1	1	

TOTALS	RPI 1-25	RPI 26-50	W-L RECORDS	RPI 51-100	RPI 101-150	RPI 150+				
6- 4	0- 0	0- 1	OVERALL	2- 0	1- 2	3- 1				
3- 2	0- 0	0- 1	HOME	0- 0	1- 1	2- 0				
1- 1	0- 0	0- 0	AWAY	1- 0	0- 0	0- 1				
2- 1	0- 0	0- 0	NEUTRAL	1- 0	0- 1	1- 0				
6- 4	0- 0	0- 1	NON-CONFERENCE	2- 0	1- 2	3- 1				
3- 2	0- 0	0- 1	HOME	0- 0	1- 1	2- 0				
1- 1	0- 0	0- 0	AWAY	1- 0	0- 0	0- 1				
2- 1	0- 0	0- 0	NEUTRAL	1- 0	0- 1	1- 0				
0- 0	0- 0	0- 0	CONFERENCE	0- 0	0- 0	0- 0				
0- 0	0- 0	0- 0	HOME	0- 0	0- 0	0- 0				
0- 0	0- 0	0- 0	AWAY	0- 0	0- 0	0- 0				
0- 0	0- 0	0- 0	NEUTRAL	0- 0	0- 0	0- 0				

RPI	S	Opponent	Score	RPI	S	Opponent	Score	RPI	S	Opponent	Score	RPI	S	Opponent	Score	Team's RPI: 104
42	H	UCF	58 61	52	A	Northwestern	52 49	120	H	Youngstown St.	55 64	128	N	Wisconsin	42 57	
				78	N	Arkansas	61 54	139	H	Fordham	65 62					
								162	A	Georgetown	41 70					
								222	H	Cincinnati	65 48					
								243	H	New Orleans	90 38					
								290	N	Tennessee St.	78 56					
LAST 12 Division I GAMES:																
222	H	Cincinnati	65 48	139	H	Fordham	65 62									
120	H	Youngstown St.	55 64	52	A	Northwestern	52 49									
243	H	New Orleans	90 38	290	N	Tennessee St.	78 56									
42	H	UCF	58 61	78	N	Arkansas	61 54									
				128	N	Wisconsin	42 57									
				162	A	Georgetown	41 70									

Non-Div I Games:

Pittsburgh

Average RPI	Win: 214	WON-LOST RECORD	WINNING PCT. RANK	LAST 10 GAMES	STRENGTH OF SCHEDULE	OPP. STRENGTH OF SCHEDULE	TEAM RPI	ADJ. RPI	CONF. RPI	ADJ CONF. RPI
Average RPI	Loss: 78									
DIV. I ONLY		5- 2	80	0- 1	131	167	66	66	6	6
DIV. I NON-CONF.		5- 2	80	0- 1	131	167	66	66	6	6

TOTALS	RPI 1-25		RPI 26-50		W-L RECORDS		RPI 51-100		RPI 101-150	RPI 150+
5- 2	0- 0		0- 0		OVERALL		1- 1		0- 1	4- 0
2- 0	0- 0		0- 0		HOME		1- 0		0- 0	1- 0
3- 1	0- 0		0- 0		AWAY		0- 1		0- 0	3- 0
0- 1	0- 0		0- 0		NEUTRAL		0- 0		0- 1	0- 0
5- 2	0- 0		0- 0		NON-CONFERENCE		1- 1		0- 1	4- 0
2- 0	0- 0		0- 0		HOME		1- 0		0- 0	1- 0
3- 1	0- 0		0- 0		AWAY		0- 1		0- 0	3- 0
0- 1	0- 0		0- 0		NEUTRAL		0- 0		0- 1	0- 0
0- 0	0- 0		0- 0		CONFERENCE		0- 0		0- 0	0- 0
0- 0	0- 0		0- 0		HOME		0- 0		0- 0	0- 0
0- 0	0- 0		0- 0		AWAY		0- 0		0- 0	0- 0
0- 0	0- 0		0- 0		NEUTRAL		0- 0		0- 0	0- 0

RPI 1-25				RPI 26-50				RPI 51-100 Team's RPI: 66				RPI 101+			
RPI	S	Opponent	Score	RPI	S	Opponent	Score	RPI	S	Opponent	Score	RPI	S	Opponent	Score
								52	A	Portland St.	79 92	103	N	Arizona	70 92
								76	H	Utah St.	61 54	210	H	Cal St. Fullerton	83 74
												254	A	Utah Valley	65 60
												264	A	Weber St.	89 73
												267	A	Hawaii	72 65

LAST 12 Division I GAMES:															
								52	A	Portland St.	79 92	210	H	Cal St. Fullerton	83 74
								76	H	Utah St.	61 54	103	N	Arizona	70 92
												267	A	Hawaii	72 65
												264	A	Weber St.	89 73
												254	A	Utah Valley	65 60

Non-Div I Games:

Portland

Average RPI Win:	158	WON-LOST	WINNING	LAST 10	STRENGTH OF	OPP. STRENGTH	TEAM	ADJ.	CONF.	ADJ CONF.
Average RPI Loss:	0	RECORD	PCT. RANK	GAMES	SCHEDULE	OF SCHEDULE	RPI	RPI	RPI	RPI
DIV. I ONLY	4- 0	1	1- 0	305	10	52	52	10	10	
DIV. I NON-CONF.	4- 0	1	1- 0	305	10	52	52	10	10	

TOTALS	RPI 1-25	RPI 26-50	W-L RECORDS	RPI 51-100	RPI 101-150	RPI 150+				
4- 0	0- 0	0- 0	OVERALL	1- 0	1- 0	2- 0				
4- 0	0- 0	0- 0	HOME	1- 0	1- 0	2- 0				
0- 0	0- 0	0- 0	AWAY	0- 0	0- 0	0- 0				
0- 0	0- 0	0- 0	NEUTRAL	0- 0	0- 0	0- 0				
4- 0	0- 0	0- 0	NON-CONFERENCE	1- 0	1- 0	2- 0				
4- 0	0- 0	0- 0	HOME	1- 0	1- 0	2- 0				
0- 0	0- 0	0- 0	AWAY	0- 0	0- 0	0- 0				
0- 0	0- 0	0- 0	NEUTRAL	0- 0	0- 0	0- 0				
0- 0	0- 0	0- 0	CONFERENCE	0- 0	0- 0	0- 0				
0- 0	0- 0	0- 0	HOME	0- 0	0- 0	0- 0				
0- 0	0- 0	0- 0	AWAY	0- 0	0- 0	0- 0				
0- 0	0- 0	0- 0	NEUTRAL	0- 0	0- 0	0- 0				

RPI 1-25				RPI 26-50				RPI 51-100 Team's RPI: 52				RPI 101+			
RPI	S	Opponent	Score	RPI	S	Opponent	Score	RPI	S	Opponent	Score	RPI	S	Opponent	Score
								66	H	Portland	92 79	124	H	UC Davis	65 50
												193	H	San Jose St.	80 51
												247	H	Seattle U	68 43

								LAST 12 Division I GAMES:							
				247	H	Seattle U	68 43					66	H	Portland	92 79
				124	H	UC Davis	65 50								
				193	H	San Jose St.	80 51								

Non-Div I Games: Warner Pacific 102 49

Portland St.

Average RPI	Win: 292	WON-LOST	WINNING	LAST 10	STRENGTH OF	OPP. STRENGTH	TEAM	ADJ.	CONF.	ADJ CONF.
Average RPI	Loss: 161	RECORD	PCT. RANK	GAMES	SCHEDULE	OF SCHEDULE	RPI	RPI	RPI	RPI
DIV. I ONLY	1- 2	234	1- 0	78	301	161	161	26	26	
DIV. I NON-CONF.	1- 2	234	1- 0	78	301	161	161	26	26	

TOTALS	RPI 1-25	RPI 26-50	W-L RECORDS	RPI 51-100	RPI 101-150	RPI 150+				
1- 2	0- 0	0- 1	OVERALL	0- 0	0- 0	1- 1				
0- 0	0- 0	0- 0	HOME	0- 0	0- 0	0- 0				
0- 2	0- 0	0- 1	AWAY	0- 0	0- 0	0- 1				
1- 0	0- 0	0- 0	NEUTRAL	0- 0	0- 0	1- 0				
1- 2	0- 0	0- 1	NON-CONFERENCE	0- 0	0- 0	1- 1				
0- 0	0- 0	0- 0	HOME	0- 0	0- 0	0- 0				
0- 2	0- 0	0- 1	AWAY	0- 0	0- 0	0- 1				
1- 0	0- 0	0- 0	NEUTRAL	0- 0	0- 0	1- 0				
0- 0	0- 0	0- 0	CONFERENCE	0- 0	0- 0	0- 0				
0- 0	0- 0	0- 0	HOME	0- 0	0- 0	0- 0				
0- 0	0- 0	0- 0	AWAY	0- 0	0- 0	0- 0				
0- 0	0- 0	0- 0	NEUTRAL	0- 0	0- 0	0- 0				

RPI 1-25				RPI 26-50				RPI 51-100				RPI 101+ Team's RPI: 161			
RPI	S	Opponent	Score	RPI	S	Opponent	Score	RPI	S	Opponent	Score	RPI	S	Opponent	Score
				49	A	Oklahoma St.	50 70					273	A	UTRGV	50 57
												292	N	A&M-Corpus Christi	67 59
LAST 12 Division I GAMES:															
				292	N	A&M-Corpus Christi	67 59								
				273	A	UTRGV	50 57								
				49	A	Oklahoma St.	50 70								

Non-Div I Games: Jarvis Christian 117 32 Arlington Baptist 105 31

Prairie View

Average RPI Win:	213	WON-LOST	WINNING	LAST 10	STRENGTH OF	OPP. STRENGTH	TEAM	ADJ.	CONF.	ADJ CONF.
Average RPI Loss:	186	RECORD	PCT. RANK	GAMES	SCHEDULE	OF SCHEDULE	RPI	RPI	RPI	RPI

DIV. I ONLY	1- 5	293	0- 1	234	220	309	309	30	30
DIV. I NON-CONF.	1- 5	293	0- 1	234	220	309	309	30	30

TOTALS	RPI 1-25	RPI 26-50	W-L RECORDS	RPI 51-100	RPI 101-150	RPI 150+			
1- 5	0- 1	0- 0	OVERALL	0- 0	0- 0	1- 4			
1- 1	0- 0	0- 0	HOME	0- 0	0- 0	1- 1			
0- 4	0- 1	0- 0	AWAY	0- 0	0- 0	0- 3			
0- 0	0- 0	0- 0	NEUTRAL	0- 0	0- 0	0- 0			
1- 5	0- 1	0- 0	NON-CONFERENCE	0- 0	0- 0	1- 4			
1- 1	0- 0	0- 0	HOME	0- 0	0- 0	1- 1			
0- 4	0- 1	0- 0	AWAY	0- 0	0- 0	0- 3			
0- 0	0- 0	0- 0	NEUTRAL	0- 0	0- 0	0- 0			
0- 0	0- 0	0- 0	CONFERENCE	0- 0	0- 0	0- 0			
0- 0	0- 0	0- 0	HOME	0- 0	0- 0	0- 0			
0- 0	0- 0	0- 0	AWAY	0- 0	0- 0	0- 0			
0- 0	0- 0	0- 0	NEUTRAL	0- 0	0- 0	0- 0			

RPI 1-25				RPI 26-50				RPI 51-100				RPI 101+ Team's RPI: 309			
RPI	S	Opponent	Score	RPI	S	Opponent	Score	RPI	S	Opponent	Score	RPI	S	Opponent	Score
23	A	Tennessee	49 97									173	A	UNCW	48 63
												186	A	Vanderbilt	43 78
												213	H	Wofford	61 50
												239	A	Samford	54 75
												308	H	South Carolina St.	48 57

LAST 12 Division I GAMES:															
								239	A	Samford	54 75				
								186	A	Vanderbilt	43 78				
								308	H	South Carolina St.	48 57				
								213	H	Wofford	61 50				
								173	A	UNCW	48 63				
								23	A	Tennessee	49 97				

Non-Div I Games:

Presbyterian

Average RPI Win: 296		WON-LOST	WINNING	LAST 10	STRENGTH OF	OPP. STRENGTH	TEAM	ADJ.	CONF.	ADJ CONF.
Average RPI Loss: 109		RECORD	PCT. RANK	GAMES	SCHEDULE	OF SCHEDULE	RPI	RPI	RPI	RPI
DIV. I ONLY		2- 7	286	1- 0	86	156	206	206	18	18
DIV. I NON-CONF.		2- 7	286	1- 0	86	156	206	206	18	18

TOTALS		RPI 1-25		RPI 26-50	W-L RECORDS		RPI 51-100	RPI 101-150	RPI 150+	
2- 7		0- 1		0- 0	OVERALL		0- 2	0- 3	2- 1	
1- 1		0- 0		0- 0	HOME		0- 0	0- 1	1- 0	
1- 3		0- 0		0- 0	AWAY		0- 1	0- 1	1- 1	
0- 3		0- 1		0- 0	NEUTRAL		0- 1	0- 1	0- 0	
2- 7		0- 1		0- 0	NON-CONFERENCE		0- 2	0- 3	2- 1	
1- 1		0- 0		0- 0	HOME		0- 0	0- 1	1- 0	
1- 3		0- 0		0- 0	AWAY		0- 1	0- 1	1- 1	
0- 3		0- 1		0- 0	NEUTRAL		0- 1	0- 1	0- 0	
0- 0		0- 0		0- 0	CONFERENCE		0- 0	0- 0	0- 0	
0- 0		0- 0		0- 0	HOME		0- 0	0- 0	0- 0	
0- 0		0- 0		0- 0	AWAY		0- 0	0- 0	0- 0	
0- 0		0- 0		0- 0	NEUTRAL		0- 0	0- 0	0- 0	

RPI 1-25				RPI 26-50				RPI 51-100				RPI 101+ Team's RPI: 206			
RPI	S	Opponent	Score	RPI	S	Opponent	Score	RPI	S	Opponent	Score	RPI	S	Opponent	Score
14	N	Syracuse	61 92					59	N	DePaul	67 82	114	A	Penn St.	71 79
								70	A	Villanova	46 67	131	N	Kansas St.	61 80
												148	H	Seton Hall	66 70
												225	A	George Washington	49 64
												286	A	Rider	89 65
												306	H	Davidson	65 57

LAST 12 Division I GAMES:															
306	H	Davidson	65 57	148	H	Seton Hall	66 70								
70	A	Villanova	46 67	225	A	George Washington	49 64								
131	N	Kansas St.	61 80	286	A	Rider	89 65								
14	N	Syracuse	61 92												
59	N	DePaul	67 82												
114	A	Penn St.	71 79												

Non-Div I Games:

Princeton

Average RPI	Win:	184	WON-LOST	WINNING	LAST 10	STRENGTH OF	OPP. STRENGTH	TEAM	ADJ.	CONF.	ADJ CONF.
Average RPI	Loss:	76	RECORD	PCT. RANK	GAMES	SCHEDULE	OF SCHEDULE	RPI	RPI	RPI	RPI
DIV. I ONLY		4- 3		131	1- 0	83	97	91	91	4	4
DIV. I NON-CONF.		4- 3		131	1- 0	83	97	91	91	4	4

TOTALS	RPI 1-25		RPI 26-50		W-L RECORDS	RPI 51-100		RPI 101-150		RPI 150+	
4- 3	0- 0		0- 1		OVERALL	1- 1		0- 1		3- 0	
2- 1	0- 0		0- 1		HOME	0- 0		0- 0		2- 0	
1- 2	0- 0		0- 0		AWAY	1- 1		0- 1		0- 0	
1- 0	0- 0		0- 0		NEUTRAL	0- 0		0- 0		1- 0	
4- 3	0- 0		0- 1		NON-CONFERENCE	1- 1		0- 1		3- 0	
2- 1	0- 0		0- 1		HOME	0- 0		0- 0		2- 0	
1- 2	0- 0		0- 0		AWAY	1- 1		0- 1		0- 0	
1- 0	0- 0		0- 0		NEUTRAL	0- 0		0- 0		1- 0	
0- 0	0- 0		0- 0		CONFERENCE	0- 0		0- 0		0- 0	
0- 0	0- 0		0- 0		HOME	0- 0		0- 0		0- 0	
0- 0	0- 0		0- 0		AWAY	0- 0		0- 0		0- 0	
0- 0	0- 0		0- 0		NEUTRAL	0- 0		0- 0		0- 0	

RPI	S	Opponent	Score	RPI	S	Opponent	Score	RPI	S	Opponent	Score	RPI	S	Opponent	Score
				30	H	Quinnipiac	44 48	75	A	Boston College	61 57	114	A	Penn St.	72 74
								83	A	Rhode Island	65 72	154	H	Yale	59 42
												223	H	Sacred Heart	62 52
												285	N	Bryant	72 64

Team's RPI: 91															
LAST 12 Division I GAMES:															
				75	A	Boston College	61 57	285	N	Bryant	72 64				
				223	H	Sacred Heart	62 52	83	A	Rhode Island	65 72				
				30	H	Quinnipiac	44 48	154	H	Yale	59 42				
				114	A	Penn St.	72 74								

Non-Div I Games:

Providence

Average RPI Win: 205

Average RPI Loss: 51

WON-LOST
RECORDWINNING
PCT. RANKLAST 10
GAMESSTRENGTH OF
SCHEDULEOPP. STRENGTH
OF SCHEDULETEAM
RPIADJ.
RPICONF.
RPIADJ CONF.
RPIDIV. I ONLY
DIV. I NON-CONF.6- 3
6- 3101
1010- 1
0- 199
99126
12680
8080
803
33
3

TOTALS

RPI 1-25

RPI 26-50

W-L RECORDS

RPI 51-100

RPI 101-150

RPI 150+

6- 3 1- 1
4- 0 1- 0
1- 1 0- 0
1- 2 0- 10- 0
0- 0
0- 0
0- 0OVERALL
HOME
AWAY
NEUTRAL0- 2
0- 0
0- 1
0- 10- 0
0- 0
0- 0
0- 05- 0
3- 0
1- 0
1- 06- 3 1- 1
4- 0 1- 0
1- 1 0- 0
1- 2 0- 10- 0
0- 0
0- 0
0- 0NON-CONFERENCE
HOME
AWAY
NEUTRAL0- 2
0- 0
0- 1
0- 10- 0
0- 0
0- 0
0- 05- 0
3- 0
1- 0
1- 00- 0 0- 0
0- 0 0- 0
0- 0 0- 0
0- 0 0- 00- 0
0- 0
0- 0
0- 0CONFERENCE
HOME
AWAY
NEUTRAL0- 0
0- 0
0- 0
0- 00- 0
0- 0
0- 0
0- 00- 0
0- 0
0- 0
0- 0

RPI 1-25

RPI 26-50

RPI 51-100 Team's RPI: 80

RPI 101+

RPI	S	Opponent	Score
3	N	UConn	40 86
12	H	Miami (FL)	74 63

RPI	S	Opponent	Score
61	A	Ohio	73 80
89	N	St. John's (NY)	62 68

RPI	S	Opponent	Score
157	H	Harvard	66 65
214	N	Ole Miss	70 59
226	H	Western Ill.	81 60
284	A	Ball St.	80 38
334	H	Purdue Fort Wayne	78 44

RPI	S	Opponent	Score
157	H	Harvard	66 65
214	N	Ole Miss	70 59
226	H	Western Ill.	81 60
284	A	Ball St.	80 38
334	H	Purdue Fort Wayne	78 44

LAST 12 Division I GAMES:

61	A	Ohio	73	80	3	N	UConn	40	86
12	H	Miami (FL)	74	63	214	N	Ole Miss	70	59
284	A	Ball St.	80	38	89	N	St. John's (NY)	62	68
					334	H	Purdue Fort Wayne	78	44
					226	H	Western Ill.	81	60
					157	H	Harvard	66	65

Purdue

Purdue

Non-Div I Games:

Purdue

Average RPI Win: 347		WON-LOST RECORD	WINNING PCT. RANK	LAST 10 GAMES	STRENGTH OF SCHEDULE	OPP. STRENGTH OF SCHEDULE	TEAM RPI	ADJ. RPI	CONF. RPI	ADJ CONF. RPI
Average RPI Loss: 207										
DIV. I ONLY		1- 6	302	0- 1	317	314	334	334	12	12
DIV. I NON-CONF.		1- 6	302	0- 1	317	314	334	334	12	12
TOTALS		RPI 1-25	RPI 26-50	W-L RECORDS		RPI 51-100	RPI 101-150	RPI 150+		
1- 6	0- 0		0- 0	OVERALL		0- 1	0- 0	1- 5		
0- 1	0- 0		0- 0	HOME		0- 0	0- 0	0- 1		
1- 5	0- 0		0- 0	AWAY		0- 1	0- 0	1- 4		
0- 0	0- 0		0- 0	NEUTRAL		0- 0	0- 0	0- 0		
1- 6	0- 0		0- 0	NON-CONFERENCE		0- 1	0- 0	1- 5		
0- 1	0- 0		0- 0	HOME		0- 0	0- 0	0- 1		
1- 5	0- 0		0- 0	AWAY		0- 1	0- 0	1- 4		
0- 0	0- 0		0- 0	NEUTRAL		0- 0	0- 0	0- 0		
0- 0	0- 0		0- 0	CONFERENCE		0- 0	0- 0	0- 0		
0- 0	0- 0		0- 0	HOME		0- 0	0- 0	0- 0		
0- 0	0- 0		0- 0	AWAY		0- 0	0- 0	0- 0		
0- 0	0- 0		0- 0	NEUTRAL		0- 0	0- 0	0- 0		

RPI 1-25				RPI 26-50				RPI 51-100				RPI 101+				Team's RPI : 334	
RPI	S	Opponent	Score	RPI	S	Opponent	Score	RPI	S	Opponent	Score	RPI	S	Opponent	Score		
								80	A	Purdue	44	78	176	A	Milwaukee	48	70
												199	H	SIUE	49	57	
												212	A	Loyola Chicago	67	81	
												249	A	Eastern Ill.	63	72	
												328	A	Western Mich.	61	69	
												347	A	Evansville	72	66	
LAST 12 Division I GAMES:																	
								176	A	Milwaukee	48	70	249	A	Eastern Ill.	63	72
								212	A	Loyola Chicago	67	81	328	A	Western Mich.	61	69
								199	H	SIUE	49	57					
								347	A	Evansville	72	66					
								80	A	Purdue	44	78					

Purdue Fort Wayne

Average RPI	Win:	161	WON-LOST	WINNING	LAST 10	STRENGTH OF	OPP. STRENGTH	TEAM	ADJ.	CONF.	ADJ CONF.
Average RPI	Loss:	48	RECORD	PCT. RANK	GAMES	SCHEDULE	OF SCHEDULE	RPI	RPI	RPI	RPI
DIV. I ONLY		4- 4		155	1- 0	15	171	30	30	25	25
DIV. I NON-CONF.		4- 4		155	1- 0	15	171	30	30	25	25

TOTALS	RPI 1-25		RPI 26-50		W-L RECORDS	RPI 51-100		RPI 101-150		RPI 150+	
4- 4	0- 0		0- 3		OVERALL	1- 1		1- 0		2- 0	
0- 1	0- 0		0- 1		HOME	0- 0		0- 0		0- 0	
3- 1	0- 0		0- 1		AWAY	1- 0		1- 0		1- 0	
1- 2	0- 0		0- 1		NEUTRAL	0- 1		0- 0		1- 0	
4- 4	0- 0		0- 3		NON-CONFERENCE	1- 1		1- 0		2- 0	
0- 1	0- 0		0- 1		HOME	0- 0		0- 0		0- 0	
3- 1	0- 0		0- 1		AWAY	1- 0		1- 0		1- 0	
1- 2	0- 0		0- 1		NEUTRAL	0- 1		0- 0		1- 0	
0- 0	0- 0		0- 0		CONFERENCE	0- 0		0- 0		0- 0	
0- 0	0- 0		0- 0		HOME	0- 0		0- 0		0- 0	
0- 0	0- 0		0- 0		AWAY	0- 0		0- 0		0- 0	
0- 0	0- 0		0- 0		NEUTRAL	0- 0		0- 0		0- 0	

RPI 1-25				RPI 26-50				RPI 51-100				RPI 101+			
RPI	S	Opponent	Score	RPI	S	Opponent	Score	RPI	S	Opponent	Score	RPI	S	Opponent	Score
38	N	Texas	55 56	39	A	Bucknel I	58 75	71	N	Missouri	51 65	113	A	Drexel	56 52
44	H	Central Mich.	52 67					91	A	Providence	48 44	157	A	Harvard	72 67
												284	N	Ball St.	69 66
LAST 12 Division I GAMES:															
38	N	Texas	55 56	284	N	Ball St.	69 66								
91	A	Providence	48 44	71	N	Missouri	51 65								
39	A	Bucknel I	58 75	44	H	Central Mich.	52 67								
113	A	Drexel	56 52	157	A	Harvard	72 67								

Non-Div I Games:

Qui nni pi ac

Average RPI	Win:	280	WON-LOST	WINNING	LAST 10	STRENGTH OF	OPP. STRENGTH	TEAM	ADJ.	CONF.	ADJ CONF.
Average RPI	Loss:	60	RECORD	PCT. RANK	GAMES	SCHEDULE	OF SCHEDULE	RPI	RPI	RPI	RPI
DIV. I ONLY		3- 3		155	0- 1	138	142	156	156	30	30
DIV. I NON-CONF.		3- 3		155	0- 1	138	142	156	156	30	30

TOTALS	RPI 1-25		RPI 26-50		W-L RECORDS	RPI 51-100		RPI 101-150		RPI 150+	
3- 3	0- 1		0- 0		OVERALL	0- 1		0- 1		3- 0	
2- 0	0- 0		0- 0		HOME	0- 0		0- 0		2- 0	
0- 2	0- 1		0- 0		AWAY	0- 1		0- 0		0- 0	
1- 1	0- 0		0- 0		NEUTRAL	0- 0		0- 1		1- 0	
3- 3	0- 1		0- 0		NON-CONFERENCE	0- 1		0- 1		3- 0	
2- 0	0- 0		0- 0		HOME	0- 0		0- 0		2- 0	
0- 2	0- 1		0- 0		AWAY	0- 1		0- 0		0- 0	
1- 1	0- 0		0- 0		NEUTRAL	0- 0		0- 1		1- 0	
0- 0	0- 0		0- 0		CONFERENCE	0- 0		0- 0		0- 0	
0- 0	0- 0		0- 0		HOME	0- 0		0- 0		0- 0	
0- 0	0- 0		0- 0		AWAY	0- 0		0- 0		0- 0	
0- 0	0- 0		0- 0		NEUTRAL	0- 0		0- 0		0- 0	

RPI 1-25				RPI 26-50				RPI 51-100				RPI 101+				Team's RPI: 156
RPI	S	Opponent	Score	RPI	S	Opponent	Score	RPI	S	Opponent	Score	RPI	S	Opponent	Score	
4	A	NC State	58 75					51	A	Virginia Tech	44 55	126	N	Nebraska	39 77	
												234	N	Temple	56 50	
												299	H	ETSU	79 64	
												308	H	South Carolina St.	61 31	
LAST 12 Division I GAMES:																
				51	A	Virginia Tech	44 55	234	N	Temple	56 50					
				126	N	Nebraska	39 77	4	A	NC State	58 75					
								299	H	ETSU	79 64					
								308	H	South Carolina St.	61 31					

Non-Div I Games:

Radford

Average RPI	Win: 204	WON-LOST	WINNING	LAST 10	STRENGTH OF	OPP. STRENGTH	TEAM	ADJ.	CONF.	ADJ CONF.
Average RPI	Loss: 105	RECORD	PCT. RANK	GAMES	SCHEDULE	OF SCHEDULE	RPI	RPI	RPI	RPI
DIV. I ONLY	5- 2	80	1- 0	118	166	83	83	15	15	
DIV. I NON-CONF.	5- 2	80	1- 0	118	166	83	83	15	15	

TOTALS	RPI 1-25	RPI 26-50	W-L RECORDS	RPI 51-100	RPI 101-150	RPI 150+				
5- 2	0- 0	0- 0	OVERALL	1- 1	1- 1	3- 0				
3- 1	0- 0	0- 0	HOME	1- 1	1- 0	1- 0				
2- 1	0- 0	0- 0	AWAY	0- 0	0- 1	2- 0				
0- 0	0- 0	0- 0	NEUTRAL	0- 0	0- 0	0- 0				
5- 2	0- 0	0- 0	NON-CONFERENCE	1- 1	1- 1	3- 0				
3- 1	0- 0	0- 0	HOME	1- 1	1- 0	1- 0				
2- 1	0- 0	0- 0	AWAY	0- 0	0- 1	2- 0				
0- 0	0- 0	0- 0	NEUTRAL	0- 0	0- 0	0- 0				
0- 0	0- 0	0- 0	CONFERENCE	0- 0	0- 0	0- 0				
0- 0	0- 0	0- 0	HOME	0- 0	0- 0	0- 0				
0- 0	0- 0	0- 0	AWAY	0- 0	0- 0	0- 0				
0- 0	0- 0	0- 0	NEUTRAL	0- 0	0- 0	0- 0				

RPI 1-25				RPI 26-50				RPI 51-100				RPI 101+			
RPI	S	Opponent	Score	RPI	S	Opponent	Score	RPI	S	Opponent	Score	RPI	S	Opponent	Score
								75	H	Boston College	64 88	134	A	Holy Cross	65 73
								91	H	Provi dence	72 65	143	H	North Dakota	77 63
												227	H	Brown	72 67
												275	A	Vermont	61 58
												282	A	Robert Morris	46 41

LAST 12 Division I GAMES:															
				143	H	North Dakota	77 63					227	H	Brown	72 67
				134	A	Holy Cross	65 73					91	H	Provi dence	72 65
				275	A	Vermont	61 58								
				282	A	Robert Morris	46 41								
				75	H	Boston College	64 88								

Non-Div I Games:

Average RPI	Win: 238	WON-LOST RECORD	WINNING PCT. RANK	LAST 10 GAMES	STRENGTH OF SCHEDULE	OPP. STRENGTH OF SCHEDULE	TEAM RPI	ADJ. RPI	CONF. RPI	ADJ CONF. RPI
Average RPI	Loss: 94									
DIV. I ONLY	5- 2	80	1- 0	325	54	179	179	19	19	
DIV. I NON-CONF.	5- 2	80	1- 0	325	54	179	179	19	19	

TOTALS	RPI 1-25	RPI 26-50	W-L RECORDS	RPI 51-100	RPI 101-150	RPI 150+				
5- 2	0- 0	0- 0	OVERALL	0- 1	0- 1	5- 0				
4- 0	0- 0	0- 0	HOME	0- 0	0- 0	4- 0				
1- 2	0- 0	0- 0	AWAY	0- 1	0- 1	1- 0				
0- 0	0- 0	0- 0	NEUTRAL	0- 0	0- 0	0- 0				
5- 2	0- 0	0- 0	NON-CONFERENCE	0- 1	0- 1	5- 0				
4- 0	0- 0	0- 0	HOME	0- 0	0- 0	4- 0				
1- 2	0- 0	0- 0	AWAY	0- 1	0- 1	1- 0				
0- 0	0- 0	0- 0	NEUTRAL	0- 0	0- 0	0- 0				
0- 0	0- 0	0- 0	CONFERENCE	0- 0	0- 0	0- 0				
0- 0	0- 0	0- 0	HOME	0- 0	0- 0	0- 0				
0- 0	0- 0	0- 0	AWAY	0- 0	0- 0	0- 0				
0- 0	0- 0	0- 0	NEUTRAL	0- 0	0- 0	0- 0				

RPI 1-25				RPI 26-50				RPI 51-100				RPI 101+ Team's RPI: 179			
RPI	S	Opponent	Score	RPI	S	Opponent	Score	RPI	S	Opponent	Score	RPI	S	Opponent	Score
								60	A	UCLA	50 59	127	A	Texas A&M	54 65
												178	H	Georgia St.	66 49
												187	A	Little Rock	79 65
												242	H	Texas Southern	76 71
												243	H	New Orleans	67 56
												338	H	McNeese	93 65

LAST 12 Division I GAMES:															
				243	H	New Orleans	67 56	338	H	McNeese	93 65				
								178	H	Georgia St.	66 49				
								242	H	Texas Southern	76 71				
								187	A	Little Rock	79 65				
								60	A	UCLA	50 59				
								127	A	Texas A&M	54 65				

Non-Div I Games:

Rice

Average RPI Win: 330		WON-LOST	WINNING	LAST 10	STRENGTH OF		OPP. STRENGTH	TEAM	ADJ.	CONF.	ADJ CONF.
Average RPI Loss: 143		RECORD	PCT. RANK	GAMES	SCHEDULE		OF SCHEDULE	RPI	RPI	RPI	RPI
DIV. I ONLY		1- 7	315	0- 1	196		152	304	304	15	15
DIV. I NON-CONF.		1- 7	315	0- 1	196		152	304	304	15	15

TOTALS		RPI 1-25		RPI 26-50	W-L RECORDS		RPI 51-100	RPI 101-150		RPI 150+	
1- 7		0- 0		0- 1	OVERALL		0- 2	0- 0		1- 4	
1- 2		0- 0		0- 0	HOME		0- 0	0- 0		1- 2	
0- 4		0- 0		0- 1	AWAY		0- 1	0- 0		0- 2	
0- 1		0- 0		0- 0	NEUTRAL		0- 1	0- 0		0- 0	
1- 7		0- 0		0- 1	NON-CONFERENCE		0- 2	0- 0		1- 4	
1- 2		0- 0		0- 0	HOME		0- 0	0- 0		1- 2	
0- 4		0- 0		0- 1	AWAY		0- 1	0- 0		0- 2	
0- 1		0- 0		0- 0	NEUTRAL		0- 1	0- 0		0- 0	
0- 0		0- 0		0- 0	CONFERENCE		0- 0	0- 0		0- 0	
0- 0		0- 0		0- 0	HOME		0- 0	0- 0		0- 0	
0- 0		0- 0		0- 0	AWAY		0- 0	0- 0		0- 0	
0- 0		0- 0		0- 0	NEUTRAL		0- 0	0- 0		0- 0	

RPI 1-25				RPI 26-50				RPI 51-100				RPI 101+ Team's RPI: 304			
RPI	S	Opponent	Score	RPI	S	Opponent	Score	RPI	S	Opponent	Score	RPI	S	Opponent	Score
				42	A	UCF	48 70	51	N	Virginia Tech	57 85	162	H	Georgetown	53 73
								64	A	Wake Forest	48 62	189	A	William & Mary	55 65
												244	A	Fla. Atlantic	55 69
												248	H	Fairfield	40 58
												330	H	UMES	57 55

LAST 12 Division I GAMES:															
				189	A	William & Mary	55 65	248	H	Fairfield	40 58				
				51	N	Virginia Tech	57 85	162	H	Georgetown	53 73				
				42	A	UCF	48 70								
				244	A	Fla. Atlantic	55 69								
				330	H	UMES	57 55								
				64	A	Wake Forest	48 62								

Non-Div I Games:

Ri chmond

Average RPI Win:	279	WON-LOST	WINNING	LAST 10	STRENGTH OF	OPP. STRENGTH	TEAM	ADJ.	CONF.	ADJ CONF.
Average RPI Loss:	191	RECORD	PCT. RANK	GAMES	SCHEDULE	OF SCHEDULE	RPI	RPI	RPI	RPI
DIV. I ONLY	3- 5	217	0- 1	264	272	286	286	25	25	
DIV. I NON-CONF.	3- 5	217	0- 1	264	272	286	286	25	25	

TOTALS	RPI 1-25	RPI 26-50	W-L RECORDS	RPI 51-100	RPI 101-150	RPI 150+				
3- 5	0- 0	0- 0	OVERALL	0- 1	0- 1	3- 3				
2- 2	0- 0	0- 0	HOME	0- 0	0- 0	2- 2				
1- 2	0- 0	0- 0	AWAY	0- 0	0- 1	1- 1				
0- 1	0- 0	0- 0	NEUTRAL	0- 1	0- 0	0- 0				
3- 5	0- 0	0- 0	NON-CONFERENCE	0- 1	0- 1	3- 3				
2- 2	0- 0	0- 0	HOME	0- 0	0- 0	2- 2				
1- 2	0- 0	0- 0	AWAY	0- 0	0- 1	1- 1				
0- 1	0- 0	0- 0	NEUTRAL	0- 1	0- 0	0- 0				
0- 0	0- 0	0- 0	CONFERENCE	0- 0	0- 0	0- 0				
0- 0	0- 0	0- 0	HOME	0- 0	0- 0	0- 0				
0- 0	0- 0	0- 0	AWAY	0- 0	0- 0	0- 0				
0- 0	0- 0	0- 0	NEUTRAL	0- 0	0- 0	0- 0				

RPI 1-25				RPI 26-50				RPI 51-100				RPI 101+				Team's RPI : 286	
RPI	S	Opponent	Score	RPI	S	Opponent	Score	RPI	S	Opponent	Score	RPI	S	Opponent	Score		
								75	N	Boston College	61	112	134	A	Holy Cross	61	71
													184	H	Mt. St. Mary's	85	67
													206	H	Princeton	65	89
													266	H	Navy	60	66
													275	A	Vermont	49	54
													310	A	Saint Joseph's	56	54
													344	H	NJIT	67	46
LAST 12 Division I GAMES:																	
				184	H	Mt. St. Mary's	85	67	75	N	Boston College	61	112				
				134	A	Holy Cross	61	71	266	H	Navy	60	66				
				275	A	Vermont	49	54	344	H	NJIT	67	46				
				206	H	Princeton	65	89	310	A	Saint Joseph's	56	54				

Non-Div I Games:

Ri der

Average RPI	Win:	305	WON-LOST	WINNING	LAST 10	STRENGTH OF	OPP. STRENGTH	TEAM	ADJ.	CONF.	ADJ CONF.
Average RPI	Loss:	112	RECORD	PCT. RANK	GAMES	SCHEDULE	OF SCHEDULE	RPI	RPI	RPI	RPI
DIV. I ONLY		1- 6		302	0- 1	161	74	282	282	31	31
DIV. I NON-CONF.		1- 6		302	0- 1	161	74	282	282	31	31

TOTALS	RPI 1-25		RPI 26-50		W-L RECORDS	RPI 51-100		RPI 101-150		RPI 150+	
1- 6	0- 0		0- 1		OVERALL	0- 2		0- 1		1- 2	
1- 1	0- 0		0- 0		HOME	0- 1		0- 0		1- 0	
0- 4	0- 0		0- 1		AWAY	0- 1		0- 1		0- 1	
0- 1	0- 0		0- 0		NEUTRAL	0- 0		0- 0		0- 1	
1- 6	0- 0		0- 1		NON-CONFERENCE	0- 2		0- 1		1- 2	
1- 1	0- 0		0- 0		HOME	0- 1		0- 0		1- 0	
0- 4	0- 0		0- 1		AWAY	0- 1		0- 1		0- 1	
0- 1	0- 0		0- 0		NEUTRAL	0- 0		0- 0		0- 1	
0- 0	0- 0		0- 0		CONFERENCE	0- 0		0- 0		0- 0	
0- 0	0- 0		0- 0		HOME	0- 0		0- 0		0- 0	
0- 0	0- 0		0- 0		AWAY	0- 0		0- 0		0- 0	
0- 0	0- 0		0- 0		NEUTRAL	0- 0		0- 0		0- 0	

RPI 1-25				RPI 26-50				RPI 51-100				RPI 101+ Team's RPI: 282			
RPI	S	Opponent	Score	RPI	S	Opponent	Score	RPI	S	Opponent	Score	RPI	S	Opponent	Score
				41	A	Iowa	63 92	83	H	Rhode Island	41 46	120	A	Youngstown St.	59 69
								94	A	Loyola Marymount	53 61	164	N	SMU	55 60
												171	A	Bowling Green	60 61
												305	H	La Salle	67 39

LAST 12 Division I GAMES:															
				94	A	Loyola Marymount	53 61	164	N	SMU	55 60				
				41	A	Iowa	63 92	171	A	Bowling Green	60 61				
								83	H	Rhode Island	41 46				
								305	H	La Salle	67 39				
								120	A	Youngstown St.	59 69				

Non-Div I Games:

Robert Morris

Average RPI	Win: 247	WON-LOST	WINNING	LAST 10	STRENGTH OF	OPP. STRENGTH	TEAM	ADJ.	CONF.	ADJ CONF.
Average RPI	Loss: 25	RECORD	PCT. RANK	GAMES	SCHEDULE	OF SCHEDULE	RPI	RPI	RPI	RPI
DIV. I ONLY	5- 3	114	1- 0	96	199	116	116	3	3	
DIV. I NON-CONF.	5- 3	114	1- 1	96	199	116	116	3	3	

TOTALS	RPI 1-25	RPI 26-50	W-L RECORDS	RPI 51-100	RPI 101-150	RPI 150+				
5- 3	0- 2	0- 0	OVERALL	1- 1	0- 0	4- 0				
4- 0	0- 0	0- 0	HOME	1- 0	0- 0	3- 0				
0- 1	0- 0	0- 0	AWAY	0- 1	0- 0	0- 0				
1- 2	0- 2	0- 0	NEUTRAL	0- 0	0- 0	1- 0				
5- 3	0- 2	0- 0	NON-CONFERENCE	1- 1	0- 0	4- 0				
4- 0	0- 0	0- 0	HOME	1- 0	0- 0	3- 0				
0- 1	0- 0	0- 0	AWAY	0- 1	0- 0	0- 0				
1- 2	0- 2	0- 0	NEUTRAL	0- 0	0- 0	1- 0				
0- 0	0- 0	0- 0	CONFERENCE	0- 0	0- 0	0- 0				
0- 0	0- 0	0- 0	HOME	0- 0	0- 0	0- 0				
0- 0	0- 0	0- 0	AWAY	0- 0	0- 0	0- 0				
0- 0	0- 0	0- 0	NEUTRAL	0- 0	0- 0	0- 0				

RPI 1-25				RPI 26-50				RPI 51-100				RPI 101+ Team's RPI: 116			
RPI	S	Opponent	Score	RPI	S	Opponent	Score	RPI	S	Opponent	Score	RPI	S	Opponent	Score
8	N	Drake	59 69					51	A	Virginia Tech	51 67	252	H	Saint Francis (PA)	96 52
16	N	Gonzaga	40 57					88	H	Stony Brook	61 47	259	H	Central Conn. St.	73 44
												299	N	ETSU	68 44
												337	H	Albany (NY)	65 39

LAST 12 Division I GAMES:															
16	N	Gonzaga	40 57	299	N	ETSU	68 44								
51	A	Virginia Tech	51 67	252	H	Saint Francis (PA)	96 52								
8	N	Drake	59 69												
337	H	Albany (NY)	65 39												
259	H	Central Conn. St.	73 44												
88	H	Stony Brook	61 47												

Non-Div I Games:

Rutgers

Average RPI Win:	193	WON-LOST	WINNING	LAST 10	STRENGTH OF	OPP. STRENGTH	TEAM	ADJ.	CONF.	ADJ CONF.
Average RPI Loss:	103	RECORD	PCT. RANK	GAMES	SCHEDULE	OF SCHEDULE	RPI	RPI	RPI	RPI
DIV. I ONLY	3- 2	123	1- 0	127	189	109	109	24	24	
DIV. I NON-CONF.	3- 2	123	1- 0	127	189	109	109	24	24	

TOTALS	RPI 1-25	RPI 26-50	W-L RECORDS	RPI 51-100	RPI 101-150	RPI 150+				
3- 2	0- 1	0- 0	OVERALL	1- 0	0- 0	2- 1				
2- 0	0- 0	0- 0	HOME	1- 0	0- 0	1- 0				
0- 2	0- 1	0- 0	AWAY	0- 0	0- 0	0- 1				
1- 0	0- 0	0- 0	NEUTRAL	0- 0	0- 0	1- 0				
3- 2	0- 1	0- 0	NON-CONFERENCE	1- 0	0- 0	2- 1				
2- 0	0- 0	0- 0	HOME	1- 0	0- 0	1- 0				
0- 2	0- 1	0- 0	AWAY	0- 0	0- 0	0- 1				
1- 0	0- 0	0- 0	NEUTRAL	0- 0	0- 0	1- 0				
0- 0	0- 0	0- 0	CONFERENCE	0- 0	0- 0	0- 0				
0- 0	0- 0	0- 0	HOME	0- 0	0- 0	0- 0				
0- 0	0- 0	0- 0	AWAY	0- 0	0- 0	0- 0				
0- 0	0- 0	0- 0	NEUTRAL	0- 0	0- 0	0- 0				

S
F
AS
F
A

RPI 1-25				RPI 26-50				RPI 51-100				RPI 101+				Team's RPI: 109
RPI	S	Opponent	Score	RPI	S	Opponent	Score	RPI	S	Opponent	Score	RPI	S	Opponent	Score	
12	A	Mi ami (FL)	60 81					87	H	Tul sa	76 34	154	N	Yale	67 57	
												194	A	Texas Tech	69 77	
												339	H	Morgan St.	69 42	
LAST 12 Division I GAMES:																
								154	N	Yale	67 57					
								194	A	Texas Tech	69 77					
								87	H	Tul sa	76 34					
								339	H	Morgan St.	69 42					
								12	A	Mi ami (FL)	60 81					

Non-Div I Games: Wiley 97 38 Our Lady of the Lake 93 77

SFA

S
I
U
E

Through Games Of Dec. 5, 2018												
Average RPI Win: 319		WON-LOST RECORD	WINNING PCT. RANK	LAST 10 GAMES	STRENGTH OF SCHEDULE	OPP. STRENGTH OF SCHEDULE	TEAM RPI	ADJ. RPI	CONF. RPI	ADJ CONF. RPI	SIUE	
Average RPI Loss: 130												
DIV. I ONLY		3- 2	123	0- 1	296	342	199	199	22	22		
DIV. I NON-CONF.		3- 2	123	0- 1	296	342	199	199	22	22		

TOTALS		RPI 1-25	RPI 26-50	W-L RECORDS	RPI 51-100	RPI 101-150	RPI 150+					
3- 2	0- 0	0- 0	OVERALL	0- 1	0- 0	3- 1						
1- 0	0- 0	0- 0	HOME	0- 0	0- 0	1- 0						
2- 2	0- 0	0- 0	AWAY	0- 1	0- 0	2- 1						
0- 0	0- 0	0- 0	NEUTRAL	0- 0	0- 0	0- 0						
3- 2	0- 0	0- 0	NON-CONFERENCE	0- 1	0- 0	3- 1						
1- 0	0- 0	0- 0	HOME	0- 0	0- 0	1- 0						
2- 2	0- 0	0- 0	AWAY	0- 1	0- 0	2- 1						
0- 0	0- 0	0- 0	NEUTRAL	0- 0	0- 0	0- 0						
0- 0	0- 0	0- 0	CONFERENCE	0- 0	0- 0	0- 0						
0- 0	0- 0	0- 0	HOME	0- 0	0- 0	0- 0						
0- 0	0- 0	0- 0	AWAY	0- 0	0- 0	0- 0						
0- 0	0- 0	0- 0	NEUTRAL	0- 0	0- 0	0- 0						

RPI 1-25		RPI 26-50		RPI 51-100		RPI 101+		Team's RPI: 199				
RPI S	Opponent	Score	RPI S	Opponent	Score	RPI S	Opponent	Score				
						71 A	Missouri	36 59	188 A	Saint Louis	56 63	
									276 H	Illinois St.	68 61	
									334 A	Purdue Fort Wayne	57 49	
									347 A	Evansville	54 45	

LAST 12 Division I GAMES:												
			188 A	Saint Louis	56 63							
			334 A	Purdue Fort Wayne	57 49							
			71 A	Missouri	36 59							
			347 A	Evansville	54 45							
			276 H	Illinois St.	68 61							

S
I
U
E

Non-Div I Games:

SIUE

Average RPI	Win:	213	WON-LOST	WINNING	LAST 10	STRENGTH OF	OPP. STRENGTH	TEAM	ADJ.	CONF.	ADJ CONF.
Average RPI	Loss:	163	RECORD	PCT. RANK	GAMES	SCHEDULE	OF SCHEDULE	RPI	RPI	RPI	RPI
DIV. I ONLY		2- 2		155	0- 1	142	253	201	201	10	10
DIV. I NON-CONF.		2- 2		155	0- 1	142	253	201	201	10	10

TOTALS	RPI 1-25		RPI 26-50		W-L RECORDS	RPI 51-100		RPI 101-150		RPI 150+	
2- 2	0- 0		0- 0		OVERALL	0- 0		1- 1		1- 1	
1- 1	0- 0		0- 0		HOME	0- 0		0- 0		1- 1	
0- 0	0- 0		0- 0		AWAY	0- 0		0- 0		0- 0	
1- 1	0- 0		0- 0		NEUTRAL	0- 0		1- 1		0- 0	
2- 2	0- 0		0- 0		NON-CONFERENCE	0- 0		1- 1		1- 1	
1- 1	0- 0		0- 0		HOME	0- 0		0- 0		1- 1	
0- 0	0- 0		0- 0		AWAY	0- 0		0- 0		0- 0	
1- 1	0- 0		0- 0		NEUTRAL	0- 0		1- 1		0- 0	
0- 0	0- 0		0- 0		CONFERENCE	0- 0		0- 0		0- 0	
0- 0	0- 0		0- 0		HOME	0- 0		0- 0		0- 0	
0- 0	0- 0		0- 0		AWAY	0- 0		0- 0		0- 0	
0- 0	0- 0		0- 0		NEUTRAL	0- 0		0- 0		0- 0	

RPI 1-25				RPI 26-50				RPI 51-100				RPI 101+ Team's RPI: 201			
RPI	S	Opponent	Score	RPI	S	Opponent	Score	RPI	S	Opponent	Score	RPI	S	Opponent	Score
												102	N	Pepperdine	97 113
												132	N	Illinois	109 107
												224	H	San Francisco	75 86
												293	H	Cal Poly	88 85
LAST 12 Division I GAMES:															
				224	H	San Francisco	75 86								
				132	N	Illinois	109 107								
				102	N	Pepperdine	97 113								
				293	H	Cal Poly	88 85								

Non-Div I Games: Antelope Valley 86 80

Sacramento St.

Average RPI Win: 276		WON-LOST RECORD	WINNING PCT. RANK	LAST 10 GAMES	STRENGTH OF SCHEDULE	OPP. STRENGTH OF SCHEDULE	TEAM RPI	ADJ. RPI	CONF. RPI	ADJ. CONF. RPI
Average RPI Loss: 122										
DIV. I ONLY		3- 4	188	0- 1	237	144	223	223	31	31
DIV. I NON-CONF.		3- 4	188	0- 1	237	144	223	223	31	31
TOTALS		RPI 1-25	RPI 26-50	W-L RECORDS		RPI 51-100	RPI 101-150	RPI 150+		
3- 4		0- 0	0- 0	OVERALL		0- 2	0- 1	3- 1		
1- 2		0- 0	0- 0	HOME		0- 1	0- 1	1- 0		
2- 2		0- 0	0- 0	AWAY		0- 1	0- 0	2- 1		
0- 0		0- 0	0- 0	NEUTRAL		0- 0	0- 0	0- 0		
3- 4		0- 0	0- 0	NON-CONFERENCE		0- 2	0- 1	3- 1		
1- 2		0- 0	0- 0	HOME		0- 1	0- 1	1- 0		
2- 2		0- 0	0- 0	AWAY		0- 1	0- 0	2- 1		
0- 0		0- 0	0- 0	NEUTRAL		0- 0	0- 0	0- 0		
0- 0		0- 0	0- 0	CONFERENCE		0- 0	0- 0	0- 0		
0- 0		0- 0	0- 0	HOME		0- 0	0- 0	0- 0		
0- 0		0- 0	0- 0	AWAY		0- 0	0- 0	0- 0		
0- 0		0- 0	0- 0	NEUTRAL		0- 0	0- 0	0- 0		

RPI 1-25				RPI 26-50				RPI 51-100				RPI 101+				Team's RPI: 223	
RPI	S	Opponent	Score	RPI	S	Opponent	Score	RPI	S	Opponent	Score	RPI	S	Opponent	Score		
								88	H	Stony Brook	58	73	141	H	Monmouth	50	55
								91	A	Providence	52	62	166	A	Massachusetts	61	78
													253	H	Siena	72	50
													281	A	Hofstra	70	64
													294	A	New Hampshire	71	60
LAST 12 Division I GAMES:																	
				166	A	Massachusetts	61	78	88	H	Stony Brook	58	73				
									281	A	Hofstra	70	64				
									141	H	Monmouth	50	55				
									91	A	Providence	52	62				
									294	A	New Hampshire	71	60				
									253	H	Siena	72	50				

Non-Div I Games:

Sacred Heart

Average RPI Win: 350
Average RPI Loss: 107

WON-LOST
RECORD

WINNING
PCT. RANK

LAST 10
GAMES

STRENGTH OF
SCHEDULE

OPP. STRENGTH
OF SCHEDULE

TEAM
RPI

ADJ.
RPI

CONF.
RPI

ADJ CONF.
RPI

DIV. I ONLY
DIV. I NON-CONF.

1- 5
1- 5

293
293

0- 1
0- 1

123
123

247
247

252
252

252
252

31
31

31
31

TOTALS

RPI 1-25

RPI 26-50

W-L RECORDS

RPI 51-100

RPI 101-150

RPI 150+

1- 5 0- 1
0- 2 0- 0
1- 3 0- 1
0- 0 0- 0

0- 1
0- 1
0- 0
0- 0

OVERALL
HOME
AWAY
NEUTRAL

0- 1
0- 1
0- 0
0- 0

0- 1
0- 0
0- 1
0- 0

1- 1
0- 0
1- 1
0- 0

1- 5 0- 1
0- 2 0- 0
1- 3 0- 1
0- 0 0- 0

0- 1
0- 1
0- 0
0- 0

NON-CONFERENCE
HOME
AWAY
NEUTRAL

0- 1
0- 1
0- 0
0- 0

0- 1
0- 0
0- 1
0- 0

1- 1
0- 0
1- 1
0- 0

0- 0 0- 0
0- 0 0- 0
0- 0 0- 0
0- 0 0- 0

0- 0
0- 0
0- 0
0- 0

CONFERENCE
HOME
AWAY
NEUTRAL

0- 0
0- 0
0- 0
0- 0

0- 0
0- 0
0- 0
0- 0

0- 0
0- 0
0- 0
0- 0

RPI 1-25

RPI S Opponent Score
13 A Baylor 58 116

RPI 26-50

RPI S Opponent Score
32 H Duquesne 73 93

RPI 51-100

RPI S Opponent Score
92 H FGCU 69 83

RPI 101+

Team's RPI: 252

RPI S Opponent Score
116 A Rutgers 52 96
283 A Liberty 53 82
350 A Longwood 91 88

LAST 12 Division I GAMES:

92 H FGCU 69 83
350 A Longwood 91 88
32 H Duquesne 73 93
283 A Liberty 53 82
13 A Baylor 58 116

116 A Rutgers 52 96

Non-Div I Games:

Seton Hill

86 74

Saint Francis (PA)

Loss, Non-Conf, S Site, H Home A Away N Neutral

Average RPI Win: 306		WON-LOST	WINNING	LAST 10	STRENGTH OF	OPP. STRENGTH	TEAM	ADJ.	CONF.	ADJ CONF.
Average RPI Loss: 168		RECORD	PCT. RANK	GAMES	SCHEDULE	OF SCHEDULE	RPI	RPI	RPI	RPI
DIV. I ONLY		3- 5	217	1- 0	293	244	310	310	15	15
DIV. I NON-CONF.		3- 5	217	1- 0	293	244	310	310	15	15

TOTALS	RPI 1-25		RPI 26-50		W-L RECORDS	RPI 51-100	RPI 101-150		RPI 150+	
3- 5	0- 0		0- 0		OVERALL	0- 1	0- 2		3- 2	
3- 3	0- 0		0- 0		HOME	0- 1	0- 0		3- 2	
0- 2	0- 0		0- 0		AWAY	0- 0	0- 2		0- 0	
0- 0	0- 0		0- 0		NEUTRAL	0- 0	0- 0		0- 0	
3- 5	0- 0		0- 0		NON-CONFERENCE	0- 1	0- 2		3- 2	
3- 3	0- 0		0- 0		HOME	0- 1	0- 0		3- 2	
0- 2	0- 0		0- 0		AWAY	0- 0	0- 2		0- 0	
0- 0	0- 0		0- 0		NEUTRAL	0- 0	0- 0		0- 0	
0- 0	0- 0		0- 0		CONFERENCE	0- 0	0- 0		0- 0	
0- 0	0- 0		0- 0		HOME	0- 0	0- 0		0- 0	
0- 0	0- 0		0- 0		AWAY	0- 0	0- 0		0- 0	
0- 0	0- 0		0- 0		NEUTRAL	0- 0	0- 0		0- 0	

RPI 1-25				RPI 26-50				RPI 51-100				RPI 101+				Team's RPI: 310
RPI	S	Opponent	Score	RPI	S	Opponent	Score	RPI	S	Opponent	Score	RPI	S	Opponent	Score	
								70	H	Villanova	35 47	113	A	Drexel	34 51	
												137	A	Penn	45 65	
												234	H	Temple	52 58	
												286	H	Rider	54 56	
												289	H	Columbia	68 61	
												301	H	Niagara	68 54	
												327	H	Loyola Maryland	49 46	

LAST 12 Division I GAMES:																
137	A	Penn	45 65	327	H	Loyola Maryland	49 46									
113	A	Drexel	34 51	70	H	Villanova	35 47									
234	H	Temple	52 58	289	H	Columbia	68 61									
				286	H	Rider	54 56									
				301	H	Niagara	68 54									

Non-Div I Games:

Saint Joseph's

Average RPI Win:	208	WON-LOST	WINNING	LAST 10	STRENGTH OF	OPP. STRENGTH	TEAM	ADJ.	CONF.	ADJ CONF.
Average RPI Loss:	104	RECORD	PCT. RANK	GAMES	SCHEDULE	OF SCHEDULE	RPI	RPI	RPI	RPI
DIV. I ONLY	4- 5	182	0- 1	176	61	188	188	15	15	
DIV. I NON-CONF.	4- 5	182	0- 1	176	61	188	188	15	15	

TOTALS	RPI 1-25	RPI 26-50	W-L RECORDS	RPI 51-100	RPI 101-150	RPI 150+				
4- 5	0- 1	0- 0	OVERALL	0- 2	1- 1	3- 1				
2- 3	0- 1	0- 0	HOME	0- 1	0- 0	2- 1				
2- 1	0- 0	0- 0	AWAY	0- 1	1- 0	1- 0				
0- 1	0- 0	0- 0	NEUTRAL	0- 0	0- 1	0- 0				
4- 5	0- 1	0- 0	NON-CONFERENCE	0- 2	1- 1	3- 1				
2- 3	0- 1	0- 0	HOME	0- 1	0- 0	2- 1				
2- 1	0- 0	0- 0	AWAY	0- 1	1- 0	1- 0				
0- 1	0- 0	0- 0	NEUTRAL	0- 0	0- 1	0- 0				
0- 0	0- 0	0- 0	CONFERENCE	0- 0	0- 0	0- 0				
0- 0	0- 0	0- 0	HOME	0- 0	0- 0	0- 0				
0- 0	0- 0	0- 0	AWAY	0- 0	0- 0	0- 0				
0- 0	0- 0	0- 0	NEUTRAL	0- 0	0- 0	0- 0				

RPI 1-25				RPI 26-50				RPI 51-100				RPI 101+ Team's RPI: 188			
RPI	S	Opponent	Score	RPI	S	Opponent	Score	RPI	S	Opponent	Score	RPI	S	Opponent	Score
3	H	UConn	42 98					87	A	Tul sa	75 86	106	N	Chattanooga	61 71
								100	H	Indiana St.	56 60	133	A	Virginia	67 65
												199	H	SIUE	63 56
												222	H	Cincinnati	50 51
												230	H	Southern Ill.	62 58
												271	A	Eastern Ky.	70 43
LAST 12 Division I GAMES:															
3	H	UConn	42 98	133	A	Virginia	67 65	106	N	Chattanooga	61 71				
199	H	SIUE	63 56	87	A	Tul sa	75 86								
230	H	Southern Ill.	62 58	222	H	Cincinnati	50 51	100	H	Indiana St.	56 60				
				271	A	Eastern Ky.	70 43								

Non-Div I Games:

Saint Louis

Average RPI Win: 203				WON-LOST RECORD		WINNING PCT. RANK		LAST 10 GAMES		STRENGTH OF SCHEDULE		OPP. STRENGTH OF SCHEDULE		TEAM RPI		ADJ. RPI		CONF. RPI		ADJ CONF. RPI	
Average RPI Loss: 43																					
DIV. I ONLY				5- 2		80		1- 0		82		98		46		46		6		6	
DIV. I NON-CONF.				5- 2		80		1- 0		82		98		46		46		6		6	
TOTALS				RPI 1-25		RPI 26-50		W-L RECORDS		RPI 51-100		RPI 101-150		RPI 150+							
5- 2				1- 1		0- 0		OVERALL		0- 1		0- 0		4- 0							
2- 1				1- 1		0- 0		HOME		0- 0		0- 0		1- 0							
3- 1				0- 0		0- 0		AWAY		0- 1		0- 0		3- 0							
0- 0				0- 0		0- 0		NEUTRAL		0- 0		0- 0		0- 0							
5- 2				1- 1		0- 0		NON-CONFERENCE		0- 1		0- 0		4- 0							
2- 1				1- 1		0- 0		HOME		0- 0		0- 0		1- 0							
3- 1				0- 0		0- 0		AWAY		0- 1		0- 0		3- 0							
0- 0				0- 0		0- 0		NEUTRAL		0- 0		0- 0		0- 0							
0- 0				0- 0		0- 0		CONFERENCE		0- 0		0- 0		0- 0							
0- 0				0- 0		0- 0		HOME		0- 0		0- 0		0- 0							
0- 0				0- 0		0- 0		AWAY		0- 0		0- 0		0- 0							
0- 0				0- 0		0- 0		NEUTRAL		0- 0		0- 0		0- 0							

RPI 1-25				RPI 26-50				Team's RPI: 46				RPI 51-100				RPI 101+			
RPI	S	Opponent	Score	RPI	S	Opponent	Score					RPI	S	Opponent	Score	RPI	S	Opponent	Score
5	H	Oregon	55 79									81	A	Oregon St.	56 89	176	H	Milwaukee	73 71
20	H	Wyoming	90 84													221	A	Washington St.	70 64
																293	A	Cal Poly	69 51
																303	A	UC Santa Barbara	80 55
LAST 12 Division I GAMES:																			
293	A	Cal Poly	69 51	20	H	Wyoming	90 84												
303	A	UC Santa Barbara	80 55																
5	H	Oregon	55 79																
176	H	Milwaukee	73 71																
81	A	Oregon St.	56 89																
221	A	Washington St.	70 64																

Non-Div I Games:

Saint Mary's (CA)

Average RPI Win:	330	WON-LOST	WINNING	LAST 10	STRENGTH OF	OPP. STRENGTH	TEAM	ADJ.	CONF.	ADJ CONF.
Average RPI Loss:	169	RECORD	PCT. RANK	GAMES	SCHEDULE	OF SCHEDULE	RPI	RPI	RPI	RPI
DIV. I ONLY	4- 4	155	0- 1	289	341	250	250	25	25	
DIV. I NON-CONF.	4- 4	155	0- 1	289	341	250	250	25	25	

TOTALS	RPI 1-25	RPI 26-50	W-L RECORDS	RPI 51-100	RPI 101-150	RPI 150+				
4- 4	0- 0	0- 0	OVERALL	0- 1	0- 1	4- 2				
3- 0	0- 0	0- 0	HOME	0- 0	0- 0	3- 0				
1- 4	0- 0	0- 0	AWAY	0- 1	0- 1	1- 2				
0- 0	0- 0	0- 0	NEUTRAL	0- 0	0- 0	0- 0				
4- 4	0- 0	0- 0	NON-CONFERENCE	0- 1	0- 1	4- 2				
3- 0	0- 0	0- 0	HOME	0- 0	0- 0	3- 0				
1- 4	0- 0	0- 0	AWAY	0- 1	0- 1	1- 2				
0- 0	0- 0	0- 0	NEUTRAL	0- 0	0- 0	0- 0				
0- 0	0- 0	0- 0	CONFERENCE	0- 0	0- 0	0- 0				
0- 0	0- 0	0- 0	HOME	0- 0	0- 0	0- 0				
0- 0	0- 0	0- 0	AWAY	0- 0	0- 0	0- 0				
0- 0	0- 0	0- 0	NEUTRAL	0- 0	0- 0	0- 0				

RPI 1-25				RPI 26-50				RPI 51-100				RPI 101+				Team's RPI: 250
RPI	S	Opponent	Score	RPI	S	Opponent	Score	RPI	S	Opponent	Score	RPI	S	Opponent	Score	
								75	A	Boston College	57 89	148	A	Seton Hall	47 90	
												154	A	Yale	56 72	
												298	A	UMass Lowell	57 59	
												313	H	Wagner	69 57	
												315	A	Lafayette	62 60	
												344	H	NJIT	70 57	
												348	H	LIU Brooklyn	86 59	

LAST 12 Division I GAMES:																
								75	A	Boston College	57 89	154	A	Yale	56 72	
								298	A	UMass Lowell	57 59	148	A	Seton Hall	47 90	
								344	H	NJIT	70 57	313	H	Wagner	69 57	
												315	A	Lafayette	62 60	
												348	H	LIU Brooklyn	86 59	

Non-Div I Games:

Saint Peter's

Average RPI	Win: 251	WON-LOST	WINNING	LAST 10	STRENGTH OF	OPP. STRENGTH	TEAM	ADJ.	CONF.	ADJ CONF.
Average RPI	Loss: 153	RECORD	PCT. RANK	GAMES	SCHEDULE	OF SCHEDULE	RPI	RPI	RPI	RPI
DIV. I ONLY	1- 3	265	0- 0	35	267	142	142	24	24	
DIV. I NON-CONF.	1- 3	265	0- 0	35	267	142	142	24	24	

TOTALS	RPI 1-25	RPI 26-50	W-L RECORDS	RPI 51-100	RPI 101-150	RPI 150+				
1- 3	0- 0	0- 1	OVERALL	0- 0	0- 0	1- 2				
0- 0	0- 0	0- 0	HOME	0- 0	0- 0	0- 0				
1- 2	0- 0	0- 1	AWAY	0- 0	0- 0	1- 1				
0- 1	0- 0	0- 0	NEUTRAL	0- 0	0- 0	0- 1				
1- 3	0- 0	0- 1	NON-CONFERENCE	0- 0	0- 0	1- 2				
0- 0	0- 0	0- 0	HOME	0- 0	0- 0	0- 0				
1- 2	0- 0	0- 1	AWAY	0- 0	0- 0	1- 1				
0- 1	0- 0	0- 0	NEUTRAL	0- 0	0- 0	0- 1				
0- 0	0- 0	0- 0	CONFERENCE	0- 0	0- 0	0- 0				
0- 0	0- 0	0- 0	HOME	0- 0	0- 0	0- 0				
0- 0	0- 0	0- 0	AWAY	0- 0	0- 0	0- 0				
0- 0	0- 0	0- 0	NEUTRAL	0- 0	0- 0	0- 0				

RPI 1-25				RPI 26-50				RPI 51-100				RPI 101+ Team's RPI: 142			
RPI	S	Opponent	Score	RPI	S	Opponent	Score	RPI	S	Opponent	Score	RPI	S	Opponent	Score
				40	A	LSU	52 66					200	N	Troy	79 84
												220	A	Wi chi ta St.	55 63
												251	A	Southern Mi ss.	65 61
LAST 12 Di vi si on I GAMES:															
				251	A	Southern Mi ss.	65 61	40	A	LSU	52 66				
				200	N	Troy	79 84								
				220	A	Wi chi ta St.	55 63								

Non-Div I Games: UNKNOWN 94 46 Wiley 101 63 Jarvis Christian 100 55

Sam Houston St.

Average RPI Win:	285	WON-LOST	WINNING	LAST 10	STRENGTH OF	OPP. STRENGTH	TEAM	ADJ.	CONF.	ADJ CONF.
Average RPI Loss:	146	RECORD	PCT. RANK	GAMES	SCHEDULE	OF SCHEDULE	RPI	RPI	RPI	RPI
DIV. I ONLY	2- 6	265	0- 1	169	211	239	239	27	27	
DIV. I NON-CONF.	2- 6	265	0- 1	169	211	239	239	27	27	
<hr/>										
TOTALS	RPI 1-25	RPI 26-50	W-L RECORDS	RPI 51-100	RPI 101-150	RPI 150+				
2- 6	0- 0	0- 1	OVERALL	0- 1	0- 1	2- 3				
1- 1	0- 0	0- 0	HOME	0- 0	0- 1	1- 0				
1- 5	0- 0	0- 1	AWAY	0- 1	0- 0	1- 3				
0- 0	0- 0	0- 0	NEUTRAL	0- 0	0- 0	0- 0				
2- 6	0- 0	0- 1	NON-CONFERENCE	0- 1	0- 1	2- 3				
1- 1	0- 0	0- 0	HOME	0- 0	0- 1	1- 0				
1- 5	0- 0	0- 1	AWAY	0- 1	0- 0	1- 3				
0- 0	0- 0	0- 0	NEUTRAL	0- 0	0- 0	0- 0				
0- 0	0- 0	0- 0	CONFERENCE	0- 0	0- 0	0- 0				
0- 0	0- 0	0- 0	HOME	0- 0	0- 0	0- 0				
0- 0	0- 0	0- 0	AWAY	0- 0	0- 0	0- 0				
0- 0	0- 0	0- 0	NEUTRAL	0- 0	0- 0	0- 0				

RPI 1-25				RPI 26-50				RPI 51-100				RPI 101+ Team's RPI: 239			
RPI	S	Opponent	Score	RPI	S	Opponent	Score	RPI	S	Opponent	Score	RPI	S	Opponent	Score
				49	A	Oklahoma St.	62 82	72	A	UT Martin	68 89	146	H	UAB	41 66
												158	A	Hampton	57 64
												200	A	Troy	52 72
												251	A	Southern Miss.	40 76
												260	A	Alabama St.	60 51
												309	H	Presbyteri an	75 54
LAST 12 Division I GAMES:															
				260	A	Al abama St.	60 51	146	H	UAB	41 66				
				200	A	Troy	52 72	309	H	Presbyteri an	75 54				
				72	A	UT Martin	68 89	158	A	Hampton	57 64				
								49	A	Oklahoma St.	62 82				
								251	A	Southern Miss.	40 76				

Non-Div I Games: Rhodes 71 54

Samford

Average RPI Win: 237

Average RPI Loss: 69

WON-LOST
RECORDWINNING
PCT. RANKLAST 10
GAMESSTRENGTH OF
SCHEDULEOPP. STRENGTH
OF SCHEDULETEAM
RPIADJ.
RPICONF.
RPIADJ CONF.
RPIDIV. I ONLY
DIV. I NON-CONF.4- 3
4- 3131
1311- 0
1- 0115
11586
86145
145145
1456
66
6

TOTALS

RPI 1-25

RPI 26-50

W-L RECORDS

RPI 51-100

RPI 101-150

RPI 150+

4- 3
4- 1
0- 2
0- 00- 2
0- 1
0- 1
0- 00- 0
0- 0
0- 0
0- 0OVERALL
HOME
AWAY
NEUTRAL0- 0
0- 0
0- 0
0- 00- 0
0- 0
0- 0
0- 04- 1
4- 0
0- 1
0- 04- 3
4- 1
0- 2
0- 00- 2
0- 1
0- 1
0- 00- 0
0- 0
0- 0
0- 0NON-CONFERENCE
HOME
AWAY
NEUTRAL0- 0
0- 0
0- 0
0- 00- 0
0- 0
0- 0
0- 04- 1
4- 0
0- 1
0- 00- 0
0- 0
0- 0
0- 00- 0
0- 0
0- 0
0- 00- 0
0- 0
0- 0
0- 0CONFERENCE
HOME
AWAY
NEUTRAL0- 0
0- 0
0- 0
0- 00- 0
0- 0
0- 0
0- 00- 0
0- 0
0- 0
0- 0

RPI 1-25

RPI 26-50

RPI 51-100

RPI 101+

Team's RPI: 145

RPI	S	Opponent	Score
2	H	Cal i forni a	53 70
25	A	Mi nnesota	48 53

RPI	S	Opponent	Score
-----	---	----------	-------

RPI	S	Opponent	Score
-----	---	----------	-------

RPI	S	Opponent	Score
180	A	Southern Utah	59 69
207	H	San Diego St.	72 71
235	H	Cleveland St.	83 82
240	H	Dartmouth	78 76
267	H	Hawai i	58 50

LAST 12 Division I GAMES:

240	H	Dartmouth	78 76
207	H	San Diego St.	72 71
2	H	Cal i forni a	53 70

235	H	Cleveland St.	83 82
25	A	Minnesota	48 53
267	H	Hawai i	58 50
180	A	Southern Utah	59 69

Non-Div I Games:

San Diego

Average RPI Win: 270

Average RPI Loss: 113

WON-LOST
RECORDWINNING
PCT. RANKLAST 10
GAMESSTRENGTH OF
SCHEDULEOPP. STRENGTH
OF SCHEDULETEAM
RPIADJ.
RPICONF.
RPIADJ CONF.
RPIDIV. I ONLY
DIV. I NON-CONF.4- 4
4- 4155
1550- 1
0- 1197
197201
201207
207207
2078
88
8

TOTALS

RPI 1-25

RPI 26-50

W-L RECORDS

RPI 51-100

RPI 101-150

RPI 150+

4- 4 0- 0
3- 2 0- 0
1- 2 0- 0
0- 0 0- 00- 0
0- 0
0- 0
0- 0OVERALL
HOME
AWAY
NEUTRAL0- 1
0- 1
0- 0
0- 00- 3
0- 1
0- 2
0- 04- 0
3- 0
1- 0
0- 04- 4 0- 0
3- 2 0- 0
1- 2 0- 0
0- 0 0- 00- 0
0- 0
0- 0
0- 0NON-CONFERENCE
HOME
AWAY
NEUTRAL0- 1
0- 1
0- 0
0- 00- 3
0- 1
0- 2
0- 04- 0
3- 0
1- 0
0- 00- 0 0- 0
0- 0 0- 0
0- 0 0- 0
0- 0 0- 00- 0
0- 0
0- 0
0- 0CONFERENCE
HOME
AWAY
NEUTRAL0- 0
0- 0
0- 0
0- 00- 0
0- 0
0- 0
0- 00- 0
0- 0
0- 0
0- 0

RPI 1-25

RPI S Opponent Score

RPI 26-50

RPI S Opponent Score

RPI 51-100

RPI S Opponent Score
58 H TCU 64 81

RPI 101+

Team's RPI: 207

RPI	S	Opponent	Score
103	H	Ari zona	60 69
145	A	San Diego	71 72
147	A	Santa Clara	43 60
210	A	Cal St. Fullerton	83 72
267	H	Hawai i	58 57
297	H	Incarnate Word	81 38
307	H	Cal i forn i a Baptist	83 67

LAST 12 Division I GAMES:

58	H	TCU	64	81	103	H	Ari zona	60	69
307	H	Cal i forn i a Baptist	83	67	145	A	San Diego	71	72
297	H	Incarnate Word	81	38					
210	A	Cal St. Fullerton	83	72					
147	A	Santa Clara	43	60					
267	H	Hawai i	58	57					

San Diego St.

San Diego St.

Non-Div I Games:

San Diego St.

Average RPI		Win: 229	WON-LOST	WINNING	LAST 10	STRENGTH OF		OPP. STRENGTH	TEAM	ADJ.	CONF.	ADJ CONF.
Loss: 135			RECORD	PCT. RANK	GAMES	SCHEDULE		OF SCHEDULE	RPI	RPI	RPI	RPI
DIV. I	ONLY	3- 5	217	1- 0	208	114	224	224	6	6		
DIV. I	NON-CONF.	3- 5	217	1- 0	208	114	224	224	6	6		

TOTALS		RPI 1-25		RPI 26-50	W-L RECORDS		RPI 51-100	RPI 101-150	RPI 150+			
3- 5	0- 1		0- 1	OVERALL	0- 0	0- 0	3- 3					
1- 2	0- 0		0- 1	HOME	0- 0	0- 0	1- 1					
1- 3	0- 1		0- 0	AWAY	0- 0	0- 0	1- 2					
1- 0	0- 0		0- 0	NEUTRAL	0- 0	0- 0	1- 0					
3- 5	0- 1		0- 1	NON-CONFERENCE	0- 0	0- 0	3- 3					
1- 2	0- 0		0- 1	HOME	0- 0	0- 0	1- 1					
1- 3	0- 1		0- 0	AWAY	0- 0	0- 0	1- 2					
1- 0	0- 0		0- 0	NEUTRAL	0- 0	0- 0	1- 0					
0- 0	0- 0		0- 0	CONFERENCE	0- 0	0- 0	0- 0					
0- 0	0- 0		0- 0	HOME	0- 0	0- 0	0- 0					
0- 0	0- 0		0- 0	AWAY	0- 0	0- 0	0- 0					
0- 0	0- 0		0- 0	NEUTRAL	0- 0	0- 0	0- 0					

RPI 1-25				RPI 26-50				RPI 51-100				RPI 101+ Team's RPI: 224			
RPI	S	Opponent	Score	RPI	S	Opponent	Score	RPI	S	Opponent	Score	RPI	S	Opponent	Score
21	A	Stanford	62 96	27	H	Northern Colo.	63 68					191	A	Idaho	63 70
												193	H	San Jose St.	85 63
												201	A	Sacramento St.	86 75
												215	H	UT Arlington	73 80
												221	A	Washington St.	61 91
												293	N	Cal Poly	65 62
LAST 12 Division I GAMES:															
21	A	Stanford	62 96	201	A	Sacramento St.	86 75	191	A	Idaho	63 70	221	A	Washington St.	61 91
193	H	San Jose St.	85 63					215	H	UT Arlington	73 80	27	H	Northern Colo.	63 68
								293	N	Cal Poly	65 62				

Non-Div I Games:

San Francisco

Average RPI	Win: 246	WON-LOST RECORD	WINNING PCT. RANK	LAST 10 GAMES	STRENGTH OF SCHEDULE	OPP. STRENGTH OF SCHEDULE	TEAM RPI	ADJ. RPI	CONF. RPI	ADJ CONF. RPI
Average RPI	Loss: 103									
DIV. I ONLY	1- 4	289	0- 1	17	304	193	193	8	8	
DIV. I NON-CONF.	1- 4	289	0- 1	17	304	193	193	8	8	

TOTALS	RPI 1-25	RPI 26-50	W-L RECORDS	RPI 51-100	RPI 101-150	RPI 150+				
1- 4	0- 0	0- 1	OVERALL	0- 1	0- 1	1- 1				
1- 2	0- 0	0- 1	HOME	0- 0	0- 1	1- 0				
0- 2	0- 0	0- 0	AWAY	0- 1	0- 0	0- 1				
0- 0	0- 0	0- 0	NEUTRAL	0- 0	0- 0	0- 0				
1- 4	0- 0	0- 1	NON-CONFERENCE	0- 1	0- 1	1- 1				
1- 2	0- 0	0- 1	HOME	0- 0	0- 1	1- 0				
0- 2	0- 0	0- 0	AWAY	0- 1	0- 0	0- 1				
0- 0	0- 0	0- 0	NEUTRAL	0- 0	0- 0	0- 0				
0- 0	0- 0	0- 0	CONFERENCE	0- 0	0- 0	0- 0				
0- 0	0- 0	0- 0	HOME	0- 0	0- 0	0- 0				
0- 0	0- 0	0- 0	AWAY	0- 0	0- 0	0- 0				
0- 0	0- 0	0- 0	NEUTRAL	0- 0	0- 0	0- 0				

RPI 1-25				RPI 26-50				RPI 51-100				RPI 101+ Team's RPI: 193			
RPI	S	Opponent	Score	RPI	S	Opponent	Score	RPI	S	Opponent	Score	RPI	S	Opponent	Score
				34	H	Paci fi c	67 91	52	A	Portland St.	51 80	101	H	UC Irvi ne	66 74
												224	A	San Franci sco	63 85
												246	H	CSU Bakersfi eld	82 72
LAST 12 Division I GAMES:															
				101	H	UC Irvi ne	66 74	224	A	San Franci sco	63 85				
				34	H	Paci fi c	67 91								
				246	H	CSU Bakersfi eld	82 72								
				52	A	Portland St.	51 80								

Non-Div I Games: San Fran. St. 66 73

San Jose St.

Average RPI	Win: 221	WON-LOST RECORD	WINNING PCT. RANK	LAST 10 GAMES	STRENGTH OF SCHEDULE	OPP. STRENGTH OF SCHEDULE	TEAM RPI	ADJ. RPI	CONF. RPI	ADJ CONF. RPI
Average RPI	Loss: 90									
DIV. I ONLY		4- 2	101	0- 1	180	163	147	147	6	6
DIV. I NON-CONF.		4- 2	101	0- 1	180	163	147	147	6	6

TOTALS	RPI 1-25		RPI 26-50	W-L RECORDS	RPI 51-100		RPI 101-150		RPI 150+	
4- 2	0- 0		0- 0	OVERALL	0- 1		0- 1		4- 0	
3- 1	0- 0		0- 0	HOME	0- 0		0- 1		3- 0	
1- 1	0- 0		0- 0	AWAY	0- 1		0- 0		1- 0	
0- 0	0- 0		0- 0	NEUTRAL	0- 0		0- 0		0- 0	
4- 2	0- 0		0- 0	NON-CONFERENCE	0- 1		0- 1		4- 0	
3- 1	0- 0		0- 0	HOME	0- 0		0- 1		3- 0	
1- 1	0- 0		0- 0	AWAY	0- 1		0- 0		1- 0	
0- 0	0- 0		0- 0	NEUTRAL	0- 0		0- 0		0- 0	
0- 0	0- 0		0- 0	CONFERENCE	0- 0		0- 0		0- 0	
0- 0	0- 0		0- 0	HOME	0- 0		0- 0		0- 0	
0- 0	0- 0		0- 0	AWAY	0- 0		0- 0		0- 0	
0- 0	0- 0		0- 0	NEUTRAL	0- 0		0- 0		0- 0	

RPI 1-25				RPI 26-50				RPI 51-100				RPI 101+ Team's RPI: 147			
RPI	S	Opponent	Score	RPI	S	Opponent	Score	RPI	S	Opponent	Score	RPI	S	Opponent	Score
								57	A	Southern Cal i forn i a	46	77			
												123	H	CSUN	38
												202	H	Nevada	56 48
												207	H	San Diego St.	60 43
												210	A	Cal St. Fullerton	64 60
												263	H	Missouri St.	77 73

LAST 12 Division I GAMES:															
				202	H	Nevada	56 48	123	H	CSUN	38	53			
								263	H	Missouri St.	77	73			
								210	A	Cal St. Fullerton	64	60			
								57	A	Southern Cal i forn i a	46	77			
								207	H	San Diego St.	60	43			

Non-Div I Games: Sonoma St. 98 38

Santa Clara

Average RPI	Win:	0	WON-LOST	WINNING	LAST 10	STRENGTH OF	OPP. STRENGTH	TEAM	ADJ.	CONF.	ADJ CONF.
Average RPI	Loss:	212	RECORD	PCT. RANK	GAMES	SCHEDULE	OF SCHEDULE	RPI	RPI	RPI	RPI
DIV. I ONLY		0- 4		326	0- 1	347	120	351	351	32	32
DIV. I NON-CONF.		0- 4		326	0- 1	347	120	351	351	32	32
<hr/>											
TOTALS	RPI 1-25		RPI 26-50		W-L RECORDS	RPI 51-100		RPI 101-150		RPI 150+	
0- 4	0- 0		0- 0		OVERALL	0- 1		0- 0		0- 3	
0- 3	0- 0		0- 0		HOME	0- 0		0- 0		0- 3	
0- 1	0- 0		0- 0		AWAY	0- 1		0- 0		0- 0	
0- 0	0- 0		0- 0		NEUTRAL	0- 0		0- 0		0- 0	
0- 4	0- 0		0- 0		NON-CONFERENCE	0- 1		0- 0		0- 3	
0- 3	0- 0		0- 0		HOME	0- 0		0- 0		0- 3	
0- 1	0- 0		0- 0		AWAY	0- 1		0- 0		0- 0	
0- 0	0- 0		0- 0		NEUTRAL	0- 0		0- 0		0- 0	
0- 0	0- 0		0- 0		CONFERENCE	0- 0		0- 0		0- 0	
0- 0	0- 0		0- 0		HOME	0- 0		0- 0		0- 0	
0- 0	0- 0		0- 0		AWAY	0- 0		0- 0		0- 0	
0- 0	0- 0		0- 0		NEUTRAL	0- 0		0- 0		0- 0	

RPI 1-25				RPI 26-50				RPI 51-100				RPI 101+ Team's RPI : 351					
RPI	S	Opponent	Score	RPI	S	Opponent	Score	RPI	S	Opponent	Score	RPI	S	Opponent	Score		
								59	A	DePaul	61	124	242	H	Texas Southern	41	65
													268	H	Jacksonville	58	68
													278	H	Ga. Southern	71	82
LAST 12 Division I GAMES:																	
				242	H	Texas Southern	41	65									
				59	A	DePaul	61	124									
				268	H	Jacksonville	58	68									
				278	H	Ga. Southern	71	82									

Non-Div I Games: Carver 101 49 Wesleyan (GA) 155 26

Savannah St.

Average RPI Win:	0	WON-LOST	WINNING	LAST 10	STRENGTH OF	OPP. STRENGTH	TEAM	ADJ.	CONF.	ADJ CONF.
Average RPI Loss:	136	RECORD	PCT. RANK	GAMES	SCHEDULE	OF SCHEDULE	RPI	RPI	RPI	RPI
DIV. I ONLY	0- 8	326	0- 1	22	316	247	247	29	29	
DIV. I NON-CONF.	0- 8	326	0- 1	22	316	247	247	29	29	

TOTALS	RPI 1-25	RPI 26-50	W-L RECORDS	RPI 51-100	RPI 101-150	RPI 150+				
0- 8	0- 0	0- 0	OVERALL	0- 2	0- 3	0- 3				
0- 4	0- 0	0- 0	HOME	0- 1	0- 2	0- 1				
0- 3	0- 0	0- 0	AWAY	0- 1	0- 0	0- 2				
0- 1	0- 0	0- 0	NEUTRAL	0- 0	0- 1	0- 0				
0- 8	0- 0	0- 0	NON-CONFERENCE	0- 2	0- 3	0- 3				
0- 4	0- 0	0- 0	HOME	0- 1	0- 2	0- 1				
0- 3	0- 0	0- 0	AWAY	0- 1	0- 0	0- 2				
0- 1	0- 0	0- 0	NEUTRAL	0- 0	0- 1	0- 0				
0- 0	0- 0	0- 0	CONFERENCE	0- 0	0- 0	0- 0				
0- 0	0- 0	0- 0	HOME	0- 0	0- 0	0- 0				
0- 0	0- 0	0- 0	AWAY	0- 0	0- 0	0- 0				
0- 0	0- 0	0- 0	NEUTRAL	0- 0	0- 0	0- 0				

RPI 1-25				RPI 26-50				RPI 51-100				RPI 101+ Team' s RPI : 247					
RPI	S	Opponent	Score	RPI	S	Opponent	Score	RPI	S	Opponent	Score	RPI	S	Opponent	Score		
								52	A	Portland St.	43	68	102	H	Pepperdi ne	64	78
								63	H	Washi ngton	58	69	103	N	Ari zona	54	84
													138	H	Northern Ari z.	58	65
													151	A	Utah	62	89
													210	H	Cal St. Fullerton	54	57
													267	A	Hawai i	51	67
LAST 12 Division I GAMES:																	
102	H	Pepperdi ne	64	78	63	H	Washi ngton	58	69	151	A	Utah	62	89			
210	H	Cal St. Fullerton	54	57	52	A	Portland St.	43	68	267	A	Hawai i	51	67			
										103	N	Ari zona	54	84			
										138	H	Northern Ari z.	58	65			

Non-Div I Games:

Seattle U

Average RPI	Win:	261	WON-LOST	WINNING	LAST 10	STRENGTH OF	OPP. STRENGTH	TEAM	ADJ.	CONF.	ADJ CONF.
Average RPI	Loss:	60	RECORD	PCT. RANK	GAMES	SCHEDULE	OF SCHEDULE	RPI	RPI	RPI	RPI
DIV. I ONLY		7- 1		24	1- 0	322	107	148	148	4	4
DIV. I NON-CONF.		7- 1		24	1- 0	322	107	148	148	4	4

TOTALS	RPI 1-25		RPI 26-50		W-L RECORDS	RPI 51-100		RPI 101-150		RPI 150+	
7- 1	0- 0		0- 0		OVERALL	0- 1		0- 0		7- 0	
6- 0	0- 0		0- 0		HOME	0- 0		0- 0		6- 0	
1- 1	0- 0		0- 0		AWAY	0- 1		0- 0		1- 0	
0- 0	0- 0		0- 0		NEUTRAL	0- 0		0- 0		0- 0	
7- 1	0- 0		0- 0		NON-CONFERENCE	0- 1		0- 0		7- 0	
6- 0	0- 0		0- 0		HOME	0- 0		0- 0		6- 0	
1- 1	0- 0		0- 0		AWAY	0- 1		0- 0		1- 0	
0- 0	0- 0		0- 0		NEUTRAL	0- 0		0- 0		0- 0	
0- 0	0- 0		0- 0		CONFERENCE	0- 0		0- 0		0- 0	
0- 0	0- 0		0- 0		HOME	0- 0		0- 0		0- 0	
0- 0	0- 0		0- 0		AWAY	0- 0		0- 0		0- 0	
0- 0	0- 0		0- 0		NEUTRAL	0- 0		0- 0		0- 0	

RPI 1-25				RPI 26-50				RPI 51-100				RPI 101+ Team's RPI: 148			
RPI	S	Opponent	Score	RPI	S	Opponent	Score	RPI	S	Opponent	Score	RPI	S	Opponent	Score
								60	A	UCLA	62 78	206	A	Princeton	70 66
												228	H	St. Francis Brooklyn	100 77
												250	H	Saint Peter's	90 47
												262	H	UTSA	84 53
												269	H	Kennesaw St.	102 80
												298	H	UMass Lowell	90 57
												313	H	Wagner	95 40
LAST 12 Division I GAMES:															
250	H	Saint Peter's	90 47	262	H	UTSA	84 53								
298	H	UMass Lowell	90 57	269	H	Kennesaw St.	102 80								
228	H	St. Francis Brooklyn	100 77	313	H	Wagner	95 40								
60	A	UCLA	62 78												
206	A	Princeton	70 66												

Non-Div I Games:

Seton Hall I

Siena

S
i
e
n
a

Si ena

Average RPI	Win:	220	WON-LOST	WINNING	LAST 10	STRENGTH OF	OPP. STRENGTH	TEAM	ADJ.	CONF.	ADJ CONF.
Average RPI	Loss:	0	RECORD	PCT. RANK	GAMES	SCHEDULE	OF SCHEDULE	RPI	RPI	RPI	RPI
DIV. I ONLY		6- 0		1	1- 0	340	29	129	129	20	20
DIV. I NON-CONF.		6- 0		1	1- 0	340	29	129	129	20	20

TOTALS	RPI 1-25		RPI 26-50		W-L RECORDS	RPI 51-100		RPI 101-150		RPI 150+	
6- 0	0- 0		1- 0		OVERALL	0- 0		1- 0		4- 0	
2- 0	0- 0		0- 0		HOME	0- 0		0- 0		2- 0	
4- 0	0- 0		1- 0		AWAY	0- 0		1- 0		2- 0	
0- 0	0- 0		0- 0		NEUTRAL	0- 0		0- 0		0- 0	
6- 0	0- 0		1- 0		NON-CONFERENCE	0- 0		1- 0		4- 0	
2- 0	0- 0		0- 0		HOME	0- 0		0- 0		2- 0	
4- 0	0- 0		1- 0		AWAY	0- 0		1- 0		2- 0	
0- 0	0- 0		0- 0		NEUTRAL	0- 0		0- 0		0- 0	
0- 0	0- 0		0- 0		CONFERENCE	0- 0		0- 0		0- 0	
0- 0	0- 0		0- 0		HOME	0- 0		0- 0		0- 0	
0- 0	0- 0		0- 0		AWAY	0- 0		0- 0		0- 0	
0- 0	0- 0		0- 0		NEUTRAL	0- 0		0- 0		0- 0	

RPI 1-25				RPI 26-50				RPI 51-100				RPI 101+ Team's RPI: 129			
RPI	S	Opponent	Score	RPI	S	Opponent	Score	RPI	S	Opponent	Score	RPI	S	Opponent	Score
				43	A	Southern U.	53 49					112	A	Alabama	72 67
												251	H	Southern Miss.	77 68
												290	A	Tennessee St.	78 56
												299	H	ETSU	81 74
												324	A	Central Ark.	58 50

LAST 12 Division I GAMES:															
				112	A	Alabama	72 67	290	A	Tennessee St.	78 56				
								299	H	ETSU	81 74				
								43	A	Southern U.	53 49				
								324	A	Central Ark.	58 50				
								251	H	Southern Miss.	77 68				

Non-Div I Games: Spring Hill 75 57

South Alabama

Average RPI Win: 195		WON-LOST	WINNING	LAST 10	STRENGTH OF		OPP. STRENGTH	TEAM	ADJ.	CONF.	ADJ CONF.
Loss: 38		RECORD	PCT. RANK	GAMES	SCHEDULE		OF SCHEDULE	RPI	RPI	RPI	RPI
DIV. I ONLY		5- 4	144	0- 1	54		85	97	97	7	7
DIV. I NON-CONF.		5- 4	144	0- 1	54		85	97	97	7	7
TOTALS		RPI 1-25	RPI 26-50	W-L RECORDS		RPI 51-100	RPI 101-150	RPI 150+			
5- 4	0- 2	0- 1		OVERALL		1- 1	1- 0	3- 0			
3- 2	0- 1	0- 1		HOME		1- 0	1- 0	1- 0			
1- 0	0- 0	0- 0		AWAY		0- 0	0- 0	1- 0			
1- 2	0- 1	0- 0		NEUTRAL		0- 1	0- 0	1- 0			
5- 4	0- 2	0- 1		NON-CONFERENCE		1- 1	1- 0	3- 0			
3- 2	0- 1	0- 1		HOME		1- 0	1- 0	1- 0			
1- 0	0- 0	0- 0		AWAY		0- 0	0- 0	1- 0			
1- 2	0- 1	0- 0		NEUTRAL		0- 1	0- 0	1- 0			
0- 0	0- 0	0- 0		CONFERENCE		0- 0	0- 0	0- 0			
0- 0	0- 0	0- 0		HOME		0- 0	0- 0	0- 0			
0- 0	0- 0	0- 0		AWAY		0- 0	0- 0	0- 0			
0- 0	0- 0	0- 0		NEUTRAL		0- 0	0- 0	0- 0			

RPI 1-25				RPI 26-50				RPI 51-100				RPI 101+			
RPI	S	Opponent	Score	RPI	S	Opponent	Score	RPI	S	Opponent	Score	RPI	S	Opponent	Score
8	N	Drake	85 90	50	H	Maryl and	61 85	67	H	Cl emson	69 57	130	H	Dayton	65 55
13	H	Bayl or	69 94					81	N	Oregon St.	68 70	219	H	Appal achi an St.	80 50
												260	A	Al abama St.	94 38
												299	N	ETSU	101 55
LAST 12 Di vi si on I GAMES:															
				81	N	Oregon St.	68 70	8	N	Drake	85 90				
				219	H	Appal achi an St.	80 50	67	H	Cl emson	69 57				
				13	H	Bayl or	69 94	260	A	Al abama St.	94 38				
				130	H	Dayton	65 55								
				299	N	ETSU	101 55								
				50	H	Maryl and	61 85								

Non-Div l Games:

South Carolina

Average RPI	Win:	329	WON-LOST	WINNING	LAST 10	STRENGTH OF	OPP. STRENGTH	TEAM	ADJ.	CONF.	ADJ CONF.
Average RPI	Loss:	198	RECORD	PCT. RANK	GAMES	SCHEDULE	OF SCHEDULE	RPI	RPI	RPI	RPI
DIV. I ONLY		3- 5		217	0- 0	319	334	308	308	32	32
DIV. I NON-CONF.		3- 5		217	0- 0	319	334	308	308	32	32

TOTALS	RPI 1-25		RPI 26-50		W-L RECORDS	RPI 51-100		RPI 101-150		RPI 150+	
3- 5	0- 0		0- 0		OVERALL	0- 0		0- 1		3- 4	
2- 1	0- 0		0- 0		HOME	0- 0		0- 0		2- 1	
1- 4	0- 0		0- 0		AWAY	0- 0		0- 1		1- 3	
0- 0	0- 0		0- 0		NEUTRAL	0- 0		0- 0		0- 0	
3- 5	0- 0		0- 0		NON-CONFERENCE	0- 0		0- 1		3- 4	
2- 1	0- 0		0- 0		HOME	0- 0		0- 0		2- 1	
1- 4	0- 0		0- 0		AWAY	0- 0		0- 1		1- 3	
0- 0	0- 0		0- 0		NEUTRAL	0- 0		0- 0		0- 0	
0- 0	0- 0		0- 0		CONFERENCE	0- 0		0- 0		0- 0	
0- 0	0- 0		0- 0		HOME	0- 0		0- 0		0- 0	
0- 0	0- 0		0- 0		AWAY	0- 0		0- 0		0- 0	
0- 0	0- 0		0- 0		NEUTRAL	0- 0		0- 0		0- 0	

RPI 1-25				RPI 26-50				RPI 51-100				RPI 101+				Team's RPI: 308
RPI	S	Opponent	Score	RPI	S	Opponent	Score	RPI	S	Opponent	Score	RPI	S	Opponent	Score	
												103	A	Arizona	32	73
												156	A	Radford	31	61
												195	H	Winthrop	50	58
												216	A	Coastal Caro.	44	57
												309	A	Presbyteri an	57	48
												318	A	Col. of Charleston	51	75
												333	H	USC Upstate	71	66
												345	H	Charleston So.	67	58
LAST 12 Division I GAMES:																
345	H	Charleston So.	67	58	195	H	Winthrop	50	58	333	H	USC Upstate	71	66		
216	A	Coastal Caro.	44	57	103	A	Arizona	32	73	309	A	Presbyteri an	57	48		
318	A	Col. of Charleston	51	75												
156	A	Radford	31	61												

Non-Div I Games: UNKNOWN 67 51

South Carolina St.

Average RPI	Win:	152	WON-LOST	WINNING	LAST 10	STRENGTH OF	OPP. STRENGTH	TEAM	ADJ.	CONF.	ADJ CONF.
Average RPI	Loss:	8	RECORD	PCT. RANK	GAMES	SCHEDULE	OF SCHEDULE	RPI	RPI	RPI	RPI
DIV. I ONLY		7- 1		24	1- 0	151	13	17	17	12	12
DIV. I NON-CONF.		7- 1		24	1- 0	151	13	17	17	12	12

TOTALS	RPI 1-25		RPI 26-50		W-L RECORDS	RPI 51-100		RPI 101-150		RPI 150+	
7- 1	1- 1		1- 0		OVERALL	1- 0		0- 0		4- 0	
3- 0	1- 0		1- 0		HOME	0- 0		0- 0		1- 0	
3- 1	0- 1		0- 0		AWAY	1- 0		0- 0		2- 0	
1- 0	0- 0		0- 0		NEUTRAL	0- 0		0- 0		1- 0	
7- 1	1- 1		1- 0		NON-CONFERENCE	1- 0		0- 0		4- 0	
3- 0	1- 0		1- 0		HOME	0- 0		0- 0		1- 0	
3- 1	0- 1		0- 0		AWAY	1- 0		0- 0		2- 0	
1- 0	0- 0		0- 0		NEUTRAL	0- 0		0- 0		1- 0	
0- 0	0- 0		0- 0		CONFERENCE	0- 0		0- 0		0- 0	
0- 0	0- 0		0- 0		HOME	0- 0		0- 0		0- 0	
0- 0	0- 0		0- 0		AWAY	0- 0		0- 0		0- 0	
0- 0	0- 0		0- 0		NEUTRAL	0- 0		0- 0		0- 0	

RPI	S	Opponent	Score	RPI	S	Opponent	Score	RPI	S	Opponent	Score	RPI	S	Opponent	Score
6	H	Iowa St.	64 59	47	H	Green Bay	55 49	74	A	Montana	64 41	155	A	Creighton	77 65
8	A	Drake	64 76									220	N	Wichita St.	73 64
												263	A	Missouri St.	85 74
												297	H	Incarnate Word	96 43

LAST 12 Division I GAMES:															
263	A	Missouri St.	85 74	6	H	Iowa St.	64 59	74	A	Montana	64 41	220	N	Wichita St.	73 64
47	H	Green Bay	55 49					8	A	Drake	64 76	297	H	Incarnate Word	96 43
								155	A	Creighton	77 65				

Non-Div I Games: St. Mary (NE) 112 52

South Dakota

Average RPI	Win:	89	WON-LOST	WINNING	LAST 10	STRENGTH OF	OPP. STRENGTH	TEAM	ADJ.	CONF.	ADJ CONF.
Average RPI	Loss:	29	RECORD	PCT. RANK	GAMES	SCHEDULE	OF SCHEDULE	RPI	RPI	RPI	RPI
DIV. I ONLY		5- 3		114	1- 0	11	63	11	11	12	12
DIV. I NON-CONF.		5- 3		114	1- 0	11	63	11	11	12	12

TOTALS	RPI 1-25		RPI 26-50		W-L RECORDS	RPI 51-100		RPI 101-150		RPI 150+	
5- 3	0- 2		2- 0		OVERALL	1- 1		1- 0		1- 0	
3- 0	0- 0		1- 0		HOME	1- 0		0- 0		1- 0	
2- 1	0- 1		1- 0		AWAY	0- 0		1- 0		0- 0	
0- 2	0- 1		0- 0		NEUTRAL	0- 1		0- 0		0- 0	
5- 3	0- 2		2- 0		NON-CONFERENCE	1- 1		1- 0		1- 0	
3- 0	0- 0		1- 0		HOME	1- 0		0- 0		1- 0	
2- 1	0- 1		1- 0		AWAY	0- 0		1- 0		0- 0	
0- 2	0- 1		0- 0		NEUTRAL	0- 1		0- 0		0- 0	
0- 0	0- 0		0- 0		CONFERENCE	0- 0		0- 0		0- 0	
0- 0	0- 0		0- 0		HOME	0- 0		0- 0		0- 0	
0- 0	0- 0		0- 0		AWAY	0- 0		0- 0		0- 0	
0- 0	0- 0		0- 0		NEUTRAL	0- 0		0- 0		0- 0	

RPI 1-25	Team's RPI: 11	RPI 26-50	RPI 51-100	RPI 101+
RPI S Opponent Score		RPI S Opponent Score	RPI S Opponent Score	RPI S Opponent Score
7 A Marquette 52 91		44 A Central Mich. 80 71	68 N Buffalo 55 61	106 A Chattanooga 71 54
13 N Baylor 66 72		47 H Green Bay 77 47	92 H FGCU 80 62	155 H Creighton 74 48
LAST 12 Division I GAMES:				
106 A Chattanooga 71 54		47 H Green Bay 77 47	92 H FGCU 80 62	7 A Marquette 52 91
68 N Buffalo 55 61		13 N Baylor 66 72		
155 H Creighton 74 48		44 A Central Mich. 80 71		

Non-Div I Games:

South Dakota St.

Average RPI Win:	205	WON-LOST	WINNING	LAST 10	STRENGTH OF	OPP. STRENGTH	TEAM	ADJ.	CONF.	ADJ CONF.
Average RPI Loss:	23	RECORD	PCT. RANK	GAMES	SCHEDULE	OF SCHEDULE	RPI	RPI	RPI	RPI
DIV. I ONLY	6- 2	64	1- 0	187	64	96	96	9	9	
DIV. I NON-CONF.	6- 2	64	1- 0	187	64	96	96	9	9	
TOTALS	RPI 1-25	RPI 26-50	W-L RECORDS	RPI 51-100	RPI 101-150	RPI 150+				
6- 2	0- 1	0- 1	OVERALL	1- 0	1- 0	4- 0				
4- 0	0- 0	0- 0	HOME	0- 0	0- 0	4- 0				
1- 0	0- 0	0- 0	AWAY	0- 0	1- 0	0- 0				
1- 2	0- 1	0- 1	NEUTRAL	1- 0	0- 0	0- 0				
6- 2	0- 1	0- 1	NON-CONFERENCE	1- 0	1- 0	4- 0				
4- 0	0- 0	0- 0	HOME	0- 0	0- 0	4- 0				
1- 0	0- 0	0- 0	AWAY	0- 0	1- 0	0- 0				
1- 2	0- 1	0- 1	NEUTRAL	1- 0	0- 0	0- 0				
0- 0	0- 0	0- 0	CONFERENCE	0- 0	0- 0	0- 0				
0- 0	0- 0	0- 0	HOME	0- 0	0- 0	0- 0				
0- 0	0- 0	0- 0	AWAY	0- 0	0- 0	0- 0				
0- 0	0- 0	0- 0	NEUTRAL	0- 0	0- 0	0- 0				

RPI S Opponent Score	RPI S Opponent Score	RPI S Opponent Score	RPI S Opponent Score
19 N Kentucky 63 85	26 N North Carolina 69 71	60 N UCLA 60 56	107 A Ohio St. 71 47
			174 H Oklahoma 87 70
			257 H Bethune-Cookman 88 39
			294 H New Hampshire 79 36
			337 H Albany (NY) 74 37
LAST 12 Division I GAMES:			
174 H Oklahoma 87 70	294 H New Hampshire 79 36	60 N UCLA 60 56	
257 H Bethune-Cookman 88 39	60 N North Carolina 69 71	19 N Kentucky 63 85	
337 H Albany (NY) 74 37			
107 A Ohio St. 71 47			

Non-Div I Games:

South Fla.

Average RPI	Win: 285	WON-LOST	WINNING	LAST 10	STRENGTH OF	OPP. STRENGTH	TEAM	ADJ.	CONF.	ADJ CONF.
Average RPI	Loss: 124	RECORD	PCT. RANK	GAMES	SCHEDULE	OF SCHEDULE	RPI	RPI	RPI	RPI
DIV. I ONLY	2- 5	249	0- 0	107	292	217	217	22	22	
DIV. I NON-CONF.	2- 5	249	0- 0	107	292	217	217	22	22	

TOTALS	RPI 1-25	RPI 26-50	W-L RECORDS	RPI 51-100	RPI 101-150	RPI 150+				
2- 5	0- 0	0- 1	OVERALL	0- 1	0- 2	2- 1				
1- 1	0- 0	0- 0	HOME	0- 1	0- 0	1- 0				
1- 3	0- 0	0- 1	AWAY	0- 0	0- 1	1- 1				
0- 1	0- 0	0- 0	NEUTRAL	0- 0	0- 1	0- 0				
2- 5	0- 0	0- 1	NON-CONFERENCE	0- 1	0- 2	2- 1				
1- 1	0- 0	0- 0	HOME	0- 1	0- 0	1- 0				
1- 3	0- 0	0- 1	AWAY	0- 0	0- 1	1- 1				
0- 1	0- 0	0- 0	NEUTRAL	0- 0	0- 1	0- 0				
0- 0	0- 0	0- 0	CONFERENCE	0- 0	0- 0	0- 0				
0- 0	0- 0	0- 0	HOME	0- 0	0- 0	0- 0				
0- 0	0- 0	0- 0	AWAY	0- 0	0- 0	0- 0				
0- 0	0- 0	0- 0	NEUTRAL	0- 0	0- 0	0- 0				

RPI 1-25				RPI 26-50				RPI 51-100				RPI 101+ Team's RPI: 217			
RPI	S	Opponent	Score	RPI	S	Opponent	Score	RPI	S	Opponent	Score	RPI	S	Opponent	Score
				48	A	Mississippi St.	53 88	100	H	Indiana St.	51 62	108	A	Bradley	79 85
												136	N	North Ala.	67 80
												226	H	Western Ill.	81 71
												230	A	Southern Ill.	40 60
												344	A	NJIT	68 58
LAST 12 Division I GAMES:															
				100	H	Indiana St.	51 62	136	N	North Ala.	67 80				
				344	A	NJIT	68 58	226	H	Western Ill.	81 71				
								230	A	Southern Ill.	40 60				
								108	A	Bradley	79 85				
								48	A	Mississippi St.	53 88				

Non-Div I Games: Ill.-Springfield 82 46

Southeast Mo. St.

Average RPI	Win:	276	WON-LOST	WINNING	LAST 10	STRENGTH OF	OPP. STRENGTH	TEAM	ADJ.	CONF.	ADJ CONF.
Average RPI	Loss:	112	RECORD	PCT. RANK	GAMES	SCHEDULE	OF SCHEDULE	RPI	RPI	RPI	RPI
DIV. I ONLY		3- 1		64	0- 0	328	188	163	163	24	24
DIV. I NON-CONF.		3- 1		64	0- 0	328	188	163	163	24	24

TOTALS	RPI 1-25		RPI 26-50		W-L RECORDS	RPI 51-100		RPI 101-150		RPI 150+	
3- 1	0- 0		0- 0		OVERALL	0- 0		0- 1		3- 0	
0- 0	0- 0		0- 0		HOME	0- 0		0- 0		0- 0	
3- 1	0- 0		0- 0		AWAY	0- 0		0- 1		3- 0	
0- 0	0- 0		0- 0		NEUTRAL	0- 0		0- 0		0- 0	
3- 1	0- 0		0- 0		NON-CONFERENCE	0- 0		0- 1		3- 0	
0- 0	0- 0		0- 0		HOME	0- 0		0- 0		0- 0	
3- 1	0- 0		0- 0		AWAY	0- 0		0- 1		3- 0	
0- 0	0- 0		0- 0		NEUTRAL	0- 0		0- 0		0- 0	
0- 0	0- 0		0- 0		CONFERENCE	0- 0		0- 0		0- 0	
0- 0	0- 0		0- 0		HOME	0- 0		0- 0		0- 0	
0- 0	0- 0		0- 0		AWAY	0- 0		0- 0		0- 0	
0- 0	0- 0		0- 0		NEUTRAL	0- 0		0- 0		0- 0	

RPI 1-25				RPI 26-50				RPI 51-100				RPI 101+ Team's RPI: 163			
RPI	S	Opponent	Score	RPI	S	Opponent	Score	RPI	S	Opponent	Score	RPI	S	Opponent	Score
												112	A	Alabama	40 88
												164	A	SMU	63 62
												314	A	Jackson St.	50 45
												349	A	Alcorn	77 59

LAST 12 Division I GAMES:															
				164	A	SMU	63 62					314	A	Jackson St.	50 45
				349	A	Alcorn	77 59								
				112	A	Alabama	40 88								

Non-Div I Games: Mobile 70 57 Xavier (LA) 47 59

Average RPI Win: 173		WON-LOST	WINNING	LAST 10	STRENGTH OF		OPP. STRENGTH	TEAM	ADJ.	CONF.	ADJ CONF.
Loss: 0		RECORD	PCT. RANK	GAMES	SCHEDULE		OF SCHEDULE	RPI	RPI	RPI	RPI
DIV. I ONLY		8- 0	1	1- 0	297		19	57	57	2	2
DIV. I NON-CONF.		8- 0	1	1- 0	297		19	57	57	2	2
TOTALS		RPI 1-25	RPI 26-50	W-L RECORDS		RPI 51-100	RPI 101-150	RPI 150+			
8- 0	0- 0	0- 0		OVERALL		2- 0	2- 0	4- 0			
4- 0	0- 0	0- 0		HOME		1- 0	2- 0	1- 0			
3- 0	0- 0	0- 0		AWAY		0- 0	0- 0	3- 0			
1- 0	0- 0	0- 0		NEUTRAL		1- 0	0- 0	0- 0			
8- 0	0- 0	0- 0		NON-CONFERENCE		2- 0	2- 0	4- 0			
4- 0	0- 0	0- 0		HOME		1- 0	2- 0	1- 0			
3- 0	0- 0	0- 0		AWAY		0- 0	0- 0	3- 0			
1- 0	0- 0	0- 0		NEUTRAL		1- 0	0- 0	0- 0			
0- 0	0- 0	0- 0		CONFERENCE		0- 0	0- 0	0- 0			
0- 0	0- 0	0- 0		HOME		0- 0	0- 0	0- 0			
0- 0	0- 0	0- 0		AWAY		0- 0	0- 0	0- 0			
0- 0	0- 0	0- 0		NEUTRAL		0- 0	0- 0	0- 0			

[illegible]

Non-Div I Games:

Southern California

Average RPI Win:	236	WON-LOST	WINNING	LAST 10	STRENGTH OF	OPP. STRENGTH	TEAM	ADJ.	CONF.	ADJ CONF.
Average RPI Loss:	119	RECORD	PCT. RANK	GAMES	SCHEDULE	OF SCHEDULE	RPI	RPI	RPI	RPI
DIV. I ONLY	3- 4	188	0- 1	270	78	230	230	16	16	
DIV. I NON-CONF.	3- 4	188	0- 1	270	78	230	230	16	16	

TOTALS	RPI 1-25	RPI 26-50	W-L RECORDS	RPI 51-100	RPI 101-150	RPI 150+				
3- 4	0- 0	0- 1	OVERALL	0- 1	0- 0	3- 2				
2- 0	0- 0	0- 0	HOME	0- 0	0- 0	2- 0				
0- 3	0- 0	0- 0	AWAY	0- 1	0- 0	0- 2				
1- 1	0- 0	0- 1	NEUTRAL	0- 0	0- 0	1- 0				
3- 4	0- 0	0- 1	NON-CONFERENCE	0- 1	0- 0	3- 2				
2- 0	0- 0	0- 0	HOME	0- 0	0- 0	2- 0				
0- 3	0- 0	0- 0	AWAY	0- 1	0- 0	0- 2				
1- 1	0- 0	0- 1	NEUTRAL	0- 0	0- 0	1- 0				
0- 0	0- 0	0- 0	CONFERENCE	0- 0	0- 0	0- 0				
0- 0	0- 0	0- 0	HOME	0- 0	0- 0	0- 0				
0- 0	0- 0	0- 0	AWAY	0- 0	0- 0	0- 0				
0- 0	0- 0	0- 0	NEUTRAL	0- 0	0- 0	0- 0				

RPI 1-25				RPI 26-50				RPI 51-100				RPI 101+ Team's RPI: 230			
RPI	S	Opponent	Score	RPI	S	Opponent	Score	RPI	S	Opponent	Score	RPI	S	Opponent	Score
				35	N	Arizona St.	38 82	72	A	UT Martin	94 95	169	N	Hartford	72 50
												181	A	Western Ky.	76 83
												188	A	Saint Louis	58 62
												217	H	Southeast Mo. St.	60 40
												322	H	Marshall	58 49
LAST 12 Division I GAMES:															
				35	N	Arizona St.	38 82	188	A	Saint Louis	58 62				
				169	N	Hartford	72 50								
				181	A	Western Ky.	76 83								
				322	H	Marshall	58 49								
				217	H	Southeast Mo. St.	60 40								
				72	A	UT Martin	94 95								

Non-Div I Games:

Southern III.

Average RPI Win: 275			WON-LOST		WINNING		LAST 10		STRENGTH OF		OPP. STRENGTH		TEAM		ADJ.		CONF.		ADJ CONF.	
Average RPI Loss: 98			RECORD		PCT. RANK		GAMES		SCHEDULE		OF SCHEDULE		RPI		RPI		RPI		RPI	
DIV. I ONLY			4- 3		131		0- 1		287		202		251		251		19		19	
DIV. I NON-CONF.			4- 3		131		0- 1		287		202		251		251		19		19	
TOTALS			RPI 1-25		RPI 26-50		W-L RECORDS		RPI 51-100		RPI 101-150		RPI 150+							
4- 3			0- 1		0- 0		OVERALL		0- 0		0- 2		4- 0							
4- 1			0- 0		0- 0		HOME		0- 0		0- 1		4- 0							
0- 2			0- 1		0- 0		AWAY		0- 0		0- 1		0- 0							
0- 0			0- 0		0- 0		NEUTRAL		0- 0		0- 0		0- 0							
4- 3			0- 1		0- 0		NON-CONFERENCE		0- 0		0- 2		4- 0							
4- 1			0- 0		0- 0		HOME		0- 0		0- 1		4- 0							
0- 2			0- 1		0- 0		AWAY		0- 0		0- 1		0- 0							
0- 0			0- 0		0- 0		NEUTRAL		0- 0		0- 0		0- 0							
0- 0			0- 0		0- 0		CONFERENCE		0- 0		0- 0		0- 0							
0- 0			0- 0		0- 0		HOME		0- 0		0- 0		0- 0							
0- 0			0- 0		0- 0		AWAY		0- 0		0- 0		0- 0							
0- 0			0- 0		0- 0		NEUTRAL		0- 0		0- 0		0- 0							

RPI 1-25				RPI 26-50				RPI 51-100				RPI 101+ Team's RPI: 251			
RPI	S	Opponent	Score	RPI	S	Opponent	Score	RPI	S	Opponent	Score	RPI	S	Opponent	Score
22	A	Tulane	54 71									129	A	South Alabama	68 77
												142	H	Sam Houston St.	61 65
												238	H	Mississippi Val.	67 60
												239	H	Samford	76 40
												291	H	Grambling	68 47
												332	H	Northwestern St.	69 54

LAST 12 Division I GAMES:															
				291	H	Grambling	68 47	22	A	Tulane	54 71				
								332	H	Northwestern St.	69 54				
								142	H	Sam Houston St.	61 65				
								238	H	Mississippi Val.	67 60				
								239	H	Samford	76 40				
								129	A	South Alabama	68 77				

Non-Div I Games: William Carey 74 48

Southern Miss.

Average RPI Win: 0			WON-LOST RECORD			WINNING PCT. RANK			LAST 10 GAMES			STRENGTH OF SCHEDULE			OPP. STRENGTH OF SCHEDULE			TEAM RPI			ADJ. RPI			CONF. RPI			ADJ CONF. RPI		
Average RPI Loss: 54																													
DIV. I ONLY			0- 3			326			0- 0			1			325			43			43			26			26		
DIV. I NON-CONF.			0- 3			326			0- 0			1			325			43			43			26			26		
TOTALS			RPI 1-25			RPI 26-50			W-L RECORDS			RPI 51-100			RPI 101-150			RPI 150+											
0- 3			0- 2			0- 0			OVERALL			0- 0			0- 1			0- 0											
0- 1			0- 0			0- 0			HOME			0- 0			0- 1			0- 0											
0- 2			0- 2			0- 0			AWAY			0- 0			0- 0			0- 0											
0- 0			0- 0			0- 0			NEUTRAL			0- 0			0- 0			0- 0											
0- 3			0- 2			0- 0			NON-CONFERENCE			0- 0			0- 1			0- 0											
0- 1			0- 0			0- 0			HOME			0- 0			0- 1			0- 0											
0- 2			0- 2			0- 0			AWAY			0- 0			0- 0			0- 0											
0- 0			0- 0			0- 0			NEUTRAL			0- 0			0- 0			0- 0											
0- 0			0- 0			0- 0			CONFERENCE			0- 0			0- 0			0- 0											
0- 0			0- 0			0- 0			HOME			0- 0			0- 0			0- 0											
0- 0			0- 0			0- 0			AWAY			0- 0			0- 0			0- 0											
0- 0			0- 0			0- 0			NEUTRAL			0- 0			0- 0			0- 0											

RPI 1-25				RPI 26-50				Team's RPI: 43				RPI 51-100				RPI 101+			
RPI	S	Opponent	Score	RPI	S	Opponent	Score	RPI	S	Opponent	Score	RPI	S	Opponent	Score	RPI	S	Opponent	Score
13	A	Bayl or	49 94													129	H	South Al abama	49 53
19	A	Kentucky	41 91																

Average RPI Win:	168	WON-LOST	WINNING	LAST 10	STRENGTH OF	OPP. STRENGTH	TEAM	ADJ.	CONF.	ADJ CONF.
Average RPI Loss:	118	RECORD	PCT. RANK	GAMES	SCHEDULE	OF SCHEDULE	RPI	RPI	RPI	RPI
DIV. I ONLY	3- 4	188	0- 1	157	72	180	180	10	10	
DIV. I NON-CONF.	3- 4	188	0- 1	157	72	180	180	10	10	

TOTALS	RPI 1-25	RPI 26-50	W-L RECORDS	RPI 51-100	RPI 101-150	RPI 150+				
3- 4	0- 0	0- 0	OVERALL	0- 1	2- 2	1- 1				
3- 0	0- 0	0- 0	HOME	0- 0	2- 0	1- 0				
0- 4	0- 0	0- 0	AWAY	0- 1	0- 2	0- 1				
0- 0	0- 0	0- 0	NEUTRAL	0- 0	0- 0	0- 0				
3- 4	0- 0	0- 0	NON-CONFERENCE	0- 1	2- 2	1- 1				
3- 0	0- 0	0- 0	HOME	0- 0	2- 0	1- 0				
0- 4	0- 0	0- 0	AWAY	0- 1	0- 2	0- 1				
0- 0	0- 0	0- 0	NEUTRAL	0- 0	0- 0	0- 0				
0- 0	0- 0	0- 0	CONFERENCE	0- 0	0- 0	0- 0				
0- 0	0- 0	0- 0	HOME	0- 0	0- 0	0- 0				
0- 0	0- 0	0- 0	AWAY	0- 0	0- 0	0- 0				
0- 0	0- 0	0- 0	NEUTRAL	0- 0	0- 0	0- 0				

RPI 1-25				RPI 26-50				RPI 51-100				RPI 101+				Team's RPI: 180	
RPI	S	Opponent	Score	RPI	S	Opponent	Score	RPI	S	Opponent	Score	RPI	S	Opponent	Score		
								95	A	UC Ri versi de	50	56	101	A	UC I r vine	58	75
												105	H	BYU	67	64	
												124	A	UC Davi s	45	68	
												145	H	San Di ego	69	59	
												153	A	Oral Roberts	59	64	
												254	H	Utah Val ley	60	59	
LAST 12 Di vi si on I GAMES:																	
								95	A	UC Ri versi de	50	56	153	A	Oral Roberts	59	64
								254	H	Utah Val ley	60	59	105	H	BYU	67	64
													124	A	UC Davi s	45	68
													101	A	UC I r vine	58	75
													145	H	San Di ego	69	59

Non-Div I Games:

Southern Utah

Average RPI Win: 309		WON-LOST	WINNING	LAST 10	STRENGTH OF		OPP. STRENGTH	TEAM	ADJ.	CONF.	ADJ CONF.
Average RPI Loss: 140		RECORD	PCT. RANK	GAMES	SCHEDULE		OF SCHEDULE	RPI	RPI	RPI	RPI
DIV. I ONLY		2- 6	265	0- 1	87		323	232	232	15	15
DIV. I NON-CONF.		2- 6	265	0- 1	87		323	232	232	15	15

TOTALS		RPI 1-25	RPI 26-50		W-L RECORDS		RPI 51-100	RPI 101-150	RPI 150+		
2- 6		0- 0	0- 1		OVERALL		0- 2	0- 0	2- 3		
1- 2		0- 0	0- 1		HOME		0- 0	0- 0	1- 1		
1- 3		0- 0	0- 0		AWAY		0- 1	0- 0	1- 2		
0- 1		0- 0	0- 0		NEUTRAL		0- 1	0- 0	0- 0		
2- 6		0- 0	0- 1		NON-CONFERENCE		0- 2	0- 0	2- 3		
1- 2		0- 0	0- 1		HOME		0- 0	0- 0	1- 1		
1- 3		0- 0	0- 0		AWAY		0- 1	0- 0	1- 2		
0- 1		0- 0	0- 0		NEUTRAL		0- 1	0- 0	0- 0		
0- 0		0- 0	0- 0		CONFERENCE		0- 0	0- 0	0- 0		
0- 0		0- 0	0- 0		HOME		0- 0	0- 0	0- 0		
0- 0		0- 0	0- 0		AWAY		0- 0	0- 0	0- 0		
0- 0		0- 0	0- 0		NEUTRAL		0- 0	0- 0	0- 0		

RPI 1-25				RPI 26-50				RPI 51-100				RPI 101+ Team's RPI: 232			
RPI	S	Opponent	Score	RPI	S	Opponent	Score	RPI	S	Opponent	Score	RPI	S	Opponent	Score
				39	H	Bucknell I	46 77	61	N	Ohio	53 70	177	A	Georgia	40 67
								73	A	Denver	62 76	211	A	Akron	58 67
												281	H	Hofstra	59 67
												301	A	Niagara	76 48
												316	H	Canisius	100 94

LAST 12 Division I GAMES:															
				39	H	Bucknell I	46 77	211	A	Akron	58 67				
				73	A	Denver	62 76	301	A	Niagara	76 48				
				61	N	Ohio	53 70								
				281	H	Hofstra	59 67								
				316	H	Canisius	100 94								
				177	A	Georgia	40 67								

Non-Div I Games:

St. Bonaventure

Average RPI Win:	288	WON-LOST	WINNING	LAST 10	STRENGTH OF	OPP. STRENGTH	TEAM	ADJ.	CONF.	ADJ CONF.
Average RPI Loss:	237	RECORD	PCT. RANK	GAMES	SCHEDULE	OF SCHEDULE	RPI	RPI	RPI	RPI
DIV. I ONLY	3- 3	155	0- 1	260	343	228	228	31	31	
DIV. I NON-CONF.	3- 3	155	0- 1	260	343	228	228	31	31	

TOTALS	RPI 1-25	RPI 26-50	W-L RECORDS	RPI 51-100	RPI 101-150	RPI 150+				
3- 3	0- 0	0- 0	OVERALL	0- 0	0- 1	3- 2				
1- 0	0- 0	0- 0	HOME	0- 0	0- 0	1- 0				
1- 2	0- 0	0- 0	AWAY	0- 0	0- 1	1- 1				
1- 1	0- 0	0- 0	NEUTRAL	0- 0	0- 0	1- 1				
3- 3	0- 0	0- 0	NON-CONFERENCE	0- 0	0- 1	3- 2				
1- 0	0- 0	0- 0	HOME	0- 0	0- 0	1- 0				
1- 2	0- 0	0- 0	AWAY	0- 0	0- 1	1- 1				
1- 1	0- 0	0- 0	NEUTRAL	0- 0	0- 0	1- 1				
0- 0	0- 0	0- 0	CONFERENCE	0- 0	0- 0	0- 0				
0- 0	0- 0	0- 0	HOME	0- 0	0- 0	0- 0				
0- 0	0- 0	0- 0	AWAY	0- 0	0- 0	0- 0				
0- 0	0- 0	0- 0	NEUTRAL	0- 0	0- 0	0- 0				

RPI 1-25				RPI 26-50				RPI 51-100				RPI 101+				Team's RPI: 228
RPI	S	Opponent	Score	RPI	S	Opponent	Score	RPI	S	Opponent	Score	RPI	S	Opponent	Score	
												148	A	Seton Hall I	77	100
												203	A	Morehead St.	101	94
												261	N	Valparaiso	76	78
												302	A	Army West Point	57	69
												321	N	Chicago St.	110	73
												341	H	Manhattan	73	65

LAST 12 Division I GAMES:																
				341	H	Manhattan	73	65	302	A	Army West Point	57	69			
									148	A	Seton Hall I	77	100			
									203	A	Morehead St.	101	94			
									261	N	Valparaiso	76	78			
									321	N	Chicago St.	110	73			

Non-Div I Games: Mercy 102 51

St. Francis Brooklyn

Average RPI	Win:	230	WON-LOST	WINNING	LAST 10	STRENGTH OF	OPP. STRENGTH	TEAM	ADJ.	CONF.	ADJ CONF.
Average RPI	Loss:	34	RECORD	PCT. RANK	GAMES	SCHEDULE	OF SCHEDULE	RPI	RPI	RPI	RPI
DIV. I ONLY		5- 2		80	0- 1	219	41	89	89	4	4
DIV. I NON-CONF.		5- 2		80	0- 1	219	41	89	89	4	4
<hr/>											
TOTALS	RPI 1-25		RPI 26-50		W-L RECORDS	RPI 51-100		RPI 101-150		RPI 150+	
5- 2	0- 1		0- 0		OVERALL	1- 1		0- 0		4- 0	
1- 0	0- 0		0- 0		HOME	0- 0		0- 0		1- 0	
2- 1	0- 0		0- 0		AWAY	0- 1		0- 0		2- 0	
2- 1	0- 1		0- 0		NEUTRAL	1- 0		0- 0		1- 0	
5- 2	0- 1		0- 0		NON-CONFERENCE	1- 1		0- 0		4- 0	
1- 0	0- 0		0- 0		HOME	0- 0		0- 0		1- 0	
2- 1	0- 0		0- 0		AWAY	0- 1		0- 0		2- 0	
2- 1	0- 1		0- 0		NEUTRAL	1- 0		0- 0		1- 0	
0- 0	0- 0		0- 0		CONFERENCE	0- 0		0- 0		0- 0	
0- 0	0- 0		0- 0		HOME	0- 0		0- 0		0- 0	
0- 0	0- 0		0- 0		AWAY	0- 0		0- 0		0- 0	
0- 0	0- 0		0- 0		NEUTRAL	0- 0		0- 0		0- 0	

RPI 1-25				RPI 26-50				RPI 51-100				RPI 101+			
RPI	S	Opponent	Score	RPI	S	Opponent	Score	RPI	S	Opponent	Score	RPI	S	Opponent	Score
3	N	UConn	55 65					64	A	Wake Forest	59 64	214	N	Ole Miss	64 59
								80	N	Purdue	68 62	233	A	Iona	61 35
												302	A	Army West Point	60 49
												323	H	Delaware St.	82 44
<hr/>															
LAST 12 Division I GAMES:															
				64	A	Wake Forest	59 64	302	A	Army West Point	60 49				
				323	H	Delaware St.	82 44	233	A	Iona	61 35				
				214	N	Ole Miss	64 59								
				3	N	UConn	55 65								
				80	N	Purdue	68 62								

Non-Div I Games:

St. John's (NY)

Average RPI Win: 170		WON-LOST RECORD	WINNING PCT. RANK	LAST 10 GAMES	STRENGTH OF SCHEDULE	OPP. STRENGTH OF SCHEDULE	TEAM RPI	ADJ. RPI	CONF. RPI	ADJ CONF. RPI
Average RPI Loss: 16										
DIV. I ONLY		6- 1	35	0- 1	104	123	21	21	2	2
DIV. I NON-CONF.		6- 1	35	0- 1	104	123	21	21	2	2
TOTALS		RPI 1-25	RPI 26-50	W-L RECORDS	RPI 51-100	RPI 101-150	RPI 150+			
6- 1	0- 1		0- 0	OVERALL	1- 0	2- 0	3- 0			
3- 0	0- 0		0- 0	HOME	0- 0	1- 0	2- 0			
1- 1	0- 1		0- 0	AWAY	0- 0	0- 0	1- 0			
2- 0	0- 0		0- 0	NEUTRAL	1- 0	1- 0	0- 0			
6- 1	0- 1		0- 0	NON-CONFERENCE	1- 0	2- 0	3- 0			
3- 0	0- 0		0- 0	HOME	0- 0	1- 0	2- 0			
1- 1	0- 1		0- 0	AWAY	0- 0	0- 0	1- 0			
2- 0	0- 0		0- 0	NEUTRAL	1- 0	1- 0	0- 0			
0- 0	0- 0		0- 0	CONFERENCE	0- 0	0- 0	0- 0			
0- 0	0- 0		0- 0	HOME	0- 0	0- 0	0- 0			
0- 0	0- 0		0- 0	AWAY	0- 0	0- 0	0- 0			
0- 0	0- 0		0- 0	NEUTRAL	0- 0	0- 0	0- 0			

RPI	S	Opponent	Score
16	A	Gonzaga	73 79

RPI	S	Opponent	Score
92	N	FGCU	88 65

RPI	S	Opponent	Score
121	N	Ameri can	71 49
124	H	UC Davi s	71 43
191	H	I daho	115 71
224	H	San Franci sco	96 62
267	A	Hawai i	81 59

RPI	S	Opponent	Score
224	H	San Franci sco	96 62
191	H	I daho	115 71
124	H	UC Davi s	71 43

RPI	S	Opponent	Score
16	A	Gonzaga	73 79
267	A	Hawai i	81 59
121	N	Ameri can	71 49
92	N	FGCU	88 65

S
t
a
n
f
o
r
d

Stanford

Non-Div I Games:

Stanford

Average RPI Win: 0		WON-LOST	WINNING	LAST 10	STRENGTH OF	OPP. STRENGTH	TEAM	ADJ.	CONF.	ADJ CONF.
Average RPI Loss: 117		RECORD	PCT. RANK	GAMES	SCHEDULE	OF SCHEDULE	RPI	RPI	RPI	RPI
DIV. I ONLY		0- 7	326	0- 1	43	191	258	258	28	28
DIV. I NON-CONF.		0- 7	326	0- 1	43	191	258	258	28	28

TOTALS		RPI 1-25		RPI 26-50	W-L RECORDS		RPI 51-100	RPI 101-150	RPI 150+	
0- 7		0- 1		0- 1	OVERALL		0- 1	0- 2	0- 2	
0- 1		0- 0		0- 1	HOME		0- 0	0- 0	0- 0	
0- 3		0- 1		0- 0	AWAY		0- 1	0- 1	0- 0	
0- 3		0- 0		0- 0	NEUTRAL		0- 0	0- 1	0- 2	
0- 7		0- 1		0- 1	NON-CONFERENCE		0- 1	0- 2	0- 2	
0- 1		0- 0		0- 1	HOME		0- 0	0- 0	0- 0	
0- 3		0- 1		0- 0	AWAY		0- 1	0- 1	0- 0	
0- 3		0- 0		0- 0	NEUTRAL		0- 0	0- 1	0- 2	
0- 0		0- 0		0- 0	CONFERENCE		0- 0	0- 0	0- 0	
0- 0		0- 0		0- 0	HOME		0- 0	0- 0	0- 0	
0- 0		0- 0		0- 0	AWAY		0- 0	0- 0	0- 0	
0- 0		0- 0		0- 0	NEUTRAL		0- 0	0- 0	0- 0	

RPI 1-25				RPI 26-50				RPI 51-100				RPI 101+ Team's RPI: 258			
RPI	S	Opponent	Score	RPI	S	Opponent	Score	RPI	S	Opponent	Score	RPI	S	Opponent	Score
23	A	Tennessee	55 65	42	H	UCF	55 78	87	A	Tulsa	54 55	112	A	Alabama	47 59
												119	N	Marist	69 76
												152	N	Wright St.	44 57
												281	N	Hofstra	50 53
LAST 12 Division I GAMES:															
23	A	Tennessee	55 65	152	N	Wright St.	44 57	42	H	UCF	55 78	87	A	Tulsa	54 55
112	A	Alabama	47 59	119	N	Marist	69 76								
281	N	Hofstra	50 53												

Non-Div I Games: Webber Int'l 80 52

Stetson

Stony Brook				Through Games Of Dec. 31, 2018							
Average RPI	Win:	246	WON-LOST	WINNING	LAST 10	STRENGTH OF	OPP. STRENGTH	TEAM	ADJ.	CONF.	ADJ CONF.
Loss:	116		RECORD	PCT. RANK	GAMES	SCHEDULE	OF SCHEDULE	RPI	RPI	RPI	RPI
DIV. I ONLY			6- 1	35	1- 0	249	213	88	88	23	23
DIV. I NON-CONF.			6- 1	35	1- 0	249	213	88	88	23	23

TOTALS	RPI 1-25			RPI 26-50		W-L RECORDS		RPI 51-100		RPI 101-150	RPI 150+
6- 1	0- 0			0- 0		OVERALL		0- 0		1- 1	5- 0
3- 0	0- 0			0- 0		HOME		0- 0		0- 0	3- 0
3- 1	0- 0			0- 0		AWAY		0- 0		1- 1	2- 0
0- 0	0- 0			0- 0		NEUTRAL		0- 0		0- 0	0- 0
6- 1	0- 0			0- 0		NON-CONFERENCE		0- 0		1- 1	5- 0
3- 0	0- 0			0- 0		HOME		0- 0		0- 0	3- 0
3- 1	0- 0			0- 0		AWAY		0- 0		1- 1	2- 0
0- 0	0- 0			0- 0		NEUTRAL		0- 0		0- 0	0- 0
0- 0	0- 0			0- 0		CONFERENCE		0- 0		0- 0	0- 0
0- 0	0- 0			0- 0		HOME		0- 0		0- 0	0- 0
0- 0	0- 0			0- 0		AWAY		0- 0		0- 0	0- 0
0- 0	0- 0			0- 0		NEUTRAL		0- 0		0- 0	0- 0

RPI 1-25				RPI 26-50				RPI 51-100				Team's RPI : 88				RPI 101+			
RPI	S	Opponent	Score	RPI	S	Opponent	Score	RPI	S	Opponent	Score	RPI	S	Opponent	Score	RPI	S	Opponent	Score
																114	A	Penn St.	81 70
																116	A	Rutgers	47 61
																223	A	Sacred Heart	73 58
																237	H	Cornell	63 61
																278	H	Ga. Southern	72 43
																281	H	Hofstra	77 49
																341	A	Manhattan	79 48
LAST 12 Division I GAMES:																			
				114 A Penn St.				81 70					223 A Sacred Heart				73 58		
				278 H Ga. Southern				72 43					237 H Cornell				63 61		
				341 A Manhattan				79 48											
				281 H Hofstra				77 49											
				116 A Rutgers				47 61											

Non-Div I Games:	SUNY New Paltz	87	50
------------------	----------------	----	----

Stony Brook

■ Loss, ■ Non-Conf, S Site, H Home A Away N Neutral

Average RPI	Win:	157	WON-LOST	WINNING	LAST 10	STRENGTH OF	OPP. STRENGTH	TEAM	ADJ.	CONF.	ADJ CONF.
Average RPI	Loss:	15	RECORD	PCT. RANK	GAMES	SCHEDULE	OF SCHEDULE	RPI	RPI	RPI	RPI
DIV. I ONLY		8- 2	56	1- 0	32	147	14	14	1	1	
DIV. I NON-CONF.		8- 2	56	1- 0	32	147	14	14	1	1	

TOTALS	RPI 1-25		RPI 26-50		W-L RECORDS		RPI 51-100		RPI 101-150		RPI 150+
8- 2	0- 2		1- 0		OVERALL		1- 0		3- 0		3- 0
5- 0	0- 0		1- 0		HOME		0- 0		2- 0		2- 0
0- 2	0- 2		0- 0		AWAY		0- 0		0- 0		0- 0
3- 0	0- 0		0- 0		NEUTRAL		1- 0		1- 0		1- 0
8- 2	0- 2		1- 0		NON-CONFERENCE		1- 0		3- 0		3- 0
5- 0	0- 0		1- 0		HOME		0- 0		2- 0		2- 0
0- 2	0- 2		0- 0		AWAY		0- 0		0- 0		0- 0
3- 0	0- 0		0- 0		NEUTRAL		1- 0		1- 0		1- 0
0- 0	0- 0		0- 0		CONFERENCE		0- 0		0- 0		0- 0
0- 0	0- 0		0- 0		HOME		0- 0		0- 0		0- 0
0- 0	0- 0		0- 0		AWAY		0- 0		0- 0		0- 0
0- 0	0- 0		0- 0		NEUTRAL		0- 0		0- 0		0- 0

RPI	S	Opponent	Score	RPI	S	Opponent	Score	RPI	S	Opponent	Score	RPI	S	Opponent	Score
5	A	Oregon	73 75	39	H	Bucknell	70 56	59	N	DePaul	83 81	127	H	Texas A&M	75 65
25	A	Minnesota	68 72									131	N	Kansas St.	70 61
												143	H	North Dakota	85 49
												206	N	Princeton	92 61
												218	H	Towson	98 55
												330	H	UMES	96 51

LAST 12 Division I GAMES:															
330	H	UMES	96 51	218	H	Towson	98 55	25	A	Minnesota	68 72	5	A	Oregon	73 75
127	H	Texas A&M	75 65	59	N	DePaul	83 81	206	N	Princeton	92 61	131	N	Kansas St.	70 61
5	A	Oregon	73 75	39	H	Bucknell	70 56	143	H	North Dakota	85 49				

Non-Div I Games:

Syracuse

TCUTCU

TCU

Average RPI Win:	317	WON-LOST	WINNING	LAST 10	STRENGTH OF	OPP. STRENGTH	TEAM	ADJ.	CONF.	ADJ CONF.
Average RPI Loss:	112	RECORD	PCT. RANK	GAMES	SCHEDULE	OF SCHEDULE	RPI	RPI	RPI	RPI
DIV. I ONLY	2- 5	249	0- 1	229	110	234	234	9	9	
DIV. I NON-CONF.	2- 5	249	0- 1	229	110	234	234	9	9	

TOTALS	RPI 1-25	RPI 26-50	W-L RECORDS	RPI 51-100	RPI 101-150	RPI 150+				
2- 5	0- 1	0- 0	OVERALL	0- 1	0- 1	2- 2				
1- 0	0- 0	0- 0	HOME	0- 0	0- 0	1- 0				
1- 4	0- 1	0- 0	AWAY	0- 1	0- 1	1- 1				
0- 1	0- 0	0- 0	NEUTRAL	0- 0	0- 0	0- 1				
2- 5	0- 1	0- 0	NON-CONFERENCE	0- 1	0- 1	2- 2				
1- 0	0- 0	0- 0	HOME	0- 0	0- 0	1- 0				
1- 4	0- 1	0- 0	AWAY	0- 1	0- 1	1- 1				
0- 1	0- 0	0- 0	NEUTRAL	0- 0	0- 0	0- 1				
0- 0	0- 0	0- 0	CONFERENCE	0- 0	0- 0	0- 0				
0- 0	0- 0	0- 0	HOME	0- 0	0- 0	0- 0				
0- 0	0- 0	0- 0	AWAY	0- 0	0- 0	0- 0				
0- 0	0- 0	0- 0	NEUTRAL	0- 0	0- 0	0- 0				

RPI 1-25				RPI 26-50				RPI 51-100				RPI 101+ Team's RPI: 234			
RPI	S	Opponent	Score	RPI	S	Opponent	Score	RPI	S	Opponent	Score	RPI	S	Opponent	Score
12	A	Miami (FL)	61 73					59	A	DePaul	88 102	119	A	Marist	68 74
												156	N	Radford	50 56
												214	A	Ole Miss	55 62
												310	A	Saint Joseph's	58 52
												323	H	Delaware St.	75 61

LAST 12 Division I GAMES:															
156	N	Radford	50 56	59	A	DePaul	88 102	12	A	Miami (FL)	61 73				
119	A	Marist	68 74												
214	A	Ole Miss	55 62												
310	A	Saint Joseph's	58 52												
323	H	Delaware St.	75 61												

Non-Div I Games:

Temple

Average RPI	Win:	192	WON-LOST	WINNING	LAST 10	STRENGTH OF	OPP. STRENGTH	TEAM	ADJ.	CONF.	ADJ CONF.
Average RPI	Loss:	0	RECORD	PCT. RANK	GAMES	SCHEDULE	OF SCHEDULE	RPI	RPI	RPI	RPI
DIV. I ONLY		7- 0		1	1- 0	160	153	23	23	7	7
DIV. I NON-CONF.		7- 0		1	1- 0	160	153	23	23	7	7

TOTALS	RPI 1-25		RPI 26-50		W-L RECORDS	RPI 51-100		RPI 101-150		RPI 150+	
7- 0	0- 0		1- 0		OVERALL	1- 0		1- 0		4- 0	
4- 0	0- 0		0- 0		HOME	0- 0		0- 0		4- 0	
1- 0	0- 0		1- 0		AWAY	0- 0		0- 0		0- 0	
2- 0	0- 0		0- 0		NEUTRAL	1- 0		1- 0		0- 0	
7- 0	0- 0		1- 0		NON-CONFERENCE	1- 0		1- 0		4- 0	
4- 0	0- 0		0- 0		HOME	0- 0		0- 0		4- 0	
1- 0	0- 0		1- 0		AWAY	0- 0		0- 0		0- 0	
2- 0	0- 0		0- 0		NEUTRAL	1- 0		1- 0		0- 0	
0- 0	0- 0		0- 0		CONFERENCE	0- 0		0- 0		0- 0	
0- 0	0- 0		0- 0		HOME	0- 0		0- 0		0- 0	
0- 0	0- 0		0- 0		AWAY	0- 0		0- 0		0- 0	
0- 0	0- 0		0- 0		NEUTRAL	0- 0		0- 0		0- 0	

RPI 1-25	Team's RPI: 23	RPI 26-50	RPI 51-100	RPI 101+
RPI S Opponent Score		RPI S Opponent Score	RPI S Opponent Score	RPI S Opponent Score
		49 A Oklahoma St. 76 63	67 N Clemson 78 66	146 N UAB 73 69
				172 H UNC Asheville 73 46
				258 H Stetson 65 55
				309 H Presbyterian 97 49
				340 H Florida A&M 96 31
LAST 12 Division I GAMES:				
146 N UAB 73 69		258 H Stetson 65 55		
		49 A Oklahoma St. 76 63		
		67 N Clemson 78 66		
		340 H Florida A&M 96 31		
		172 H UNC Asheville 73 46		
		309 H Presbyterian 97 49		

Non-Div I Games:

Tennessee

Average RPI Win:	0	WON-LOST	WINNING	LAST 10	STRENGTH OF	OPP. STRENGTH	TEAM	ADJ.	CONF.	ADJ CONF.
Average RPI Loss:	154	RECORD	PCT. RANK	GAMES	SCHEDULE	OF SCHEDULE	RPI	RPI	RPI	RPI
DIV. I ONLY	0- 9	326	0- 1	72	234	290	290	22	22	
DIV. I NON-CONF.	0- 9	326	0- 1	72	234	290	290	22	22	

TOTALS	RPI 1-25	RPI 26-50	W-L RECORDS	RPI 51-100	RPI 101-150	RPI 150+				
0- 9	0- 1	0- 0	OVERALL	0- 1	0- 3	0- 4				
0- 1	0- 0	0- 0	HOME	0- 0	0- 1	0- 0				
0- 5	0- 1	0- 0	AWAY	0- 0	0- 0	0- 4				
0- 3	0- 0	0- 0	NEUTRAL	0- 1	0- 2	0- 0				
0- 9	0- 1	0- 0	NON-CONFERENCE	0- 1	0- 3	0- 4				
0- 1	0- 0	0- 0	HOME	0- 0	0- 1	0- 0				
0- 5	0- 1	0- 0	AWAY	0- 0	0- 0	0- 4				
0- 3	0- 0	0- 0	NEUTRAL	0- 1	0- 2	0- 0				
0- 0	0- 0	0- 0	CONFERENCE	0- 0	0- 0	0- 0				
0- 0	0- 0	0- 0	HOME	0- 0	0- 0	0- 0				
0- 0	0- 0	0- 0	AWAY	0- 0	0- 0	0- 0				
0- 0	0- 0	0- 0	NEUTRAL	0- 0	0- 0	0- 0				

RPI 1-25				RPI 26-50				RPI 51-100				RPI 101+ Team's RPI: 290			
RPI	S	Opponent	Score	RPI	S	Opponent	Score	RPI	S	Opponent	Score	RPI	S	Opponent	Score
10	A	Louisville	52 107					78	N	Arkansas	55 79	104	N	Pittsburgh	56 78
												128	N	Wisconsin	53 58
												129	H	South Alabama	56 78
												186	A	Vanderbilt	63 89
												200	A	Troy	67 92
												231	A	Alabama A&M	57 67
												317	A	Lipscomb	62 64
LAST 12 Division I GAMES:															
10	A	Louisville	52 107	200	A	Troy	67 92	231	A	Alabama A&M	57 67				
129	H	South Alabama	56 78	317	A	Lipscomb	62 64								
104	N	Pittsburgh	56 78												
128	N	Wisconsin	53 58												
78	N	Arkansas	55 79												
186	A	Vanderbilt	63 89												

Non-Div I Games:

Tennessee St.

Average RPI	Win:	244	WON-LOST	WINNING	LAST 10	STRENGTH OF	OPP. STRENGTH	TEAM	ADJ.	CONF.	ADJ CONF.
Average RPI	Loss:	48	RECORD	PCT. RANK	GAMES	SCHEDULE	OF SCHEDULE	RPI	RPI	RPI	RPI
DIV. I ONLY		4- 3		131	0- 1	111	177	93	93	22	22
DIV. I NON-CONF.		4- 3		131	0- 1	111	177	93	93	22	22

TOTALS	RPI 1-25		RPI 26-50		W-L RECORDS	RPI 51-100		RPI 101-150		RPI 150+	
4- 3	0- 0		0- 2		OVERALL	1- 1		0- 0		3- 0	
2- 0	0- 0		0- 0		HOME	1- 0		0- 0		1- 0	
2- 2	0- 0		0- 1		AWAY	0- 1		0- 0		2- 0	
0- 1	0- 0		0- 1		NEUTRAL	0- 0		0- 0		0- 0	
4- 3	0- 0		0- 2		NON-CONFERENCE	1- 1		0- 0		3- 0	
2- 0	0- 0		0- 0		HOME	1- 0		0- 0		1- 0	
2- 2	0- 0		0- 1		AWAY	0- 1		0- 0		2- 0	
0- 1	0- 0		0- 1		NEUTRAL	0- 0		0- 0		0- 0	
0- 0	0- 0		0- 0		CONFERENCE	0- 0		0- 0		0- 0	
0- 0	0- 0		0- 0		HOME	0- 0		0- 0		0- 0	
0- 0	0- 0		0- 0		AWAY	0- 0		0- 0		0- 0	
0- 0	0- 0		0- 0		NEUTRAL	0- 0		0- 0		0- 0	

RPI 1-25				RPI 26-50				RPI 51-100				RPI 101+			
RPI	S	Opponent	Score	RPI	S	Opponent	Score	RPI	S	Opponent	Score	RPI	S	Opponent	Score
				29	N	Old Domini on	73 80	78	A	Arkansas	42 65	220	A	Wi chi ta St.	55 45
				36	A	Xavier	60 70	86	H	Mi ddl e Tenn.	68 64	325	H	Western Caro.	77 58
												345	A	Charleston So.	77 55

LAST 12 Division I GAMES:															
				345	A	Charleston So.	77 55	78	A	Arkansas	42 65				
				325	H	Western Caro.	77 58	220	A	Wi chi ta St.	55 45				
				86	H	Mi ddl e Tenn.	68 64	29	N	Old Domini on	73 80				
				36	A	Xavier	60 70								

Non-Div I Games: Cumberland (TN) 88 55

Tennessee Tech

Average RPI	Win:	154	WON-LOST	WINNING	LAST 10	STRENGTH OF	OPP. STRENGTH	TEAM	ADJ.	CONF.	ADJ CONF.
Average RPI	Loss:	48	RECORD	PCT. RANK	GAMES	SCHEDULE	OF SCHEDULE	RPI	RPI	RPI	RPI
DIV. I ONLY		7- 1		24	2- 0	121	68	38	38	5	5
DIV. I NON-CONF.		7- 1		24	2- 0	121	68	38	38	5	5

TOTALS	RPI 1-25		RPI 26-50		W-L RECORDS	RPI 51-100		RPI 101-150		RPI 150+	
7- 1	1- 0		2- 1		OVERALL	0- 0		1- 0		3- 0	
3- 1	0- 0		1- 1		HOME	0- 0		0- 0		2- 0	
1- 0	0- 0		0- 0		AWAY	0- 0		0- 0		1- 0	
3- 0	1- 0		1- 0		NEUTRAL	0- 0		1- 0		0- 0	
7- 1	1- 0		2- 1		NON-CONFERENCE	0- 0		1- 0		3- 0	
3- 1	0- 0		1- 1		HOME	0- 0		0- 0		2- 0	
1- 0	0- 0		0- 0		AWAY	0- 0		0- 0		1- 0	
3- 0	1- 0		1- 0		NEUTRAL	0- 0		1- 0		0- 0	
0- 0	0- 0		0- 0		CONFERENCE	0- 0		0- 0		0- 0	
0- 0	0- 0		0- 0		HOME	0- 0		0- 0		0- 0	
0- 0	0- 0		0- 0		AWAY	0- 0		0- 0		0- 0	
0- 0	0- 0		0- 0		NEUTRAL	0- 0		0- 0		0- 0	

RPI 1-25				RPI 26-50				Team's RPI: 38				RPI 51-100				RPI 101+			
RPI	S	Opponent	Score	RPI	S	Opponent	Score	RPI	S	Opponent	Score	RPI	S	Opponent	Score	RPI	S	Opponent	Score
18	N	Michigan	69 52	30	N	Quinnipiac	56 55									139	N	Fordham	72 54
				32	H	Duquesne	78 41									256	A	North Texas	64 54
				48	H	Mississippi St.	49 67									262	H	UTSA	98 54
																338	H	McNeese	96 40

LAST 12 Division I GAMES:																			
139	N	Fordham	72 54	48	H	Mississippi St.	49 67					262	H	UTSA	98 54				
18	N	Michigan	69 52	30	N	Quinnipiac	56 55					338	H	McNeese	96 40				
				338	H	McNeese	96 40					256	A	North Texas	64 54				
				256	A	North Texas	64 54					32	H	Duquesne	78 41				
				32	H	Duquesne	78 41												

Non-Div I Games:

Texas

Average RPI	Win:	208	WON-LOST	WINNING	LAST 10	STRENGTH OF	OPP. STRENGTH	TEAM	ADJ.	CONF.	ADJ CONF.
Average RPI	Loss:	23	RECORD	PCT. RANK	GAMES	SCHEDULE	OF SCHEDULE	RPI	RPI	RPI	RPI
DIV. I ONLY		4- 2		101	0- 1	173	67	127	127	7	7
DIV. I NON-CONF.		4- 2		101	0- 1	173	67	127	127	7	7

TOTALS	RPI 1-25		RPI 26-50		W-L RECORDS	RPI 51-100		RPI 101-150		RPI 150+	
4- 2	0- 1		0- 1		OVERALL	0- 0		0- 0		4- 0	
3- 1	0- 0		0- 1		HOME	0- 0		0- 0		3- 0	
1- 1	0- 1		0- 0		AWAY	0- 0		0- 0		1- 0	
0- 0	0- 0		0- 0		NEUTRAL	0- 0		0- 0		0- 0	
4- 2	0- 1		0- 1		NON-CONFERENCE	0- 0		0- 0		4- 0	
3- 1	0- 0		0- 1		HOME	0- 0		0- 0		3- 0	
1- 1	0- 1		0- 0		AWAY	0- 0		0- 0		1- 0	
0- 0	0- 0		0- 0		NEUTRAL	0- 0		0- 0		0- 0	
0- 0	0- 0		0- 0		CONFERENCE	0- 0		0- 0		0- 0	
0- 0	0- 0		0- 0		HOME	0- 0		0- 0		0- 0	
0- 0	0- 0		0- 0		AWAY	0- 0		0- 0		0- 0	
0- 0	0- 0		0- 0		NEUTRAL	0- 0		0- 0		0- 0	

RPI 1-25				RPI 26-50				RPI 51-100				RPI 101+ Team's RPI: 127			
RPI	S	Opponent	Score	RPI	S	Opponent	Score	RPI	S	Opponent	Score	RPI	S	Opponent	Score
14	A	Syracuse	65 75	31	H	Lamar University	68 74					179	H	Rice	65 54
												187	A	Little Rock	61 40
												196	H	Arkansas St.	97 56
												268	H	Jacksonville	73 53
LAST 12 Division I GAMES:															
				31	H	Lamar University	68 74								
				196	H	Arkansas St.	97 56								
				187	A	Little Rock	61 40								
				14	A	Syracuse	65 75								
				268	H	Jacksonville	73 53								
				179	H	Rice	65 54								

Non-Div I Games:

Texas A&M

Average RPI Win: 351
Average RPI Loss: 116

WON-LOST
RECORD

WINNING
PCT. RANK

LAST 10
GAMES

STRENGTH OF
SCHEDULE

OPP. STRENGTH
OF SCHEDULE

TEAM
RPI

ADJ.
RPI

CONF.
RPI

ADJ CONF.
RPI

DIV. I ONLY	1- 5	293	0- 1	103	327	242	242	26	26
DIV. I NON-CONF.	1- 5	293	0- 1	103	327	242	242	26	26
<hr/>									
TOTALS	RPI 1-25	RPI 26-50	W-L RECORDS	RPI 51-100	RPI 101-150	RPI 150+			
1- 5	0- 1	0- 0	OVERALL	0- 1	0- 1	1- 2			
0- 0	0- 0	0- 0	HOME	0- 0	0- 0	0- 0			
1- 3	0- 1	0- 0	AWAY	0- 1	0- 0	1- 1			
0- 2	0- 0	0- 0	NEUTRAL	0- 0	0- 1	0- 1			
1- 5	0- 1	0- 0	NON-CONFERENCE	0- 1	0- 1	1- 2			
0- 0	0- 0	0- 0	HOME	0- 0	0- 0	0- 0			
1- 3	0- 1	0- 0	AWAY	0- 1	0- 0	1- 1			
0- 2	0- 0	0- 0	NEUTRAL	0- 0	0- 1	0- 1			
0- 0	0- 0	0- 0	CONFERENCE	0- 0	0- 0	0- 0			
0- 0	0- 0	0- 0	HOME	0- 0	0- 0	0- 0			
0- 0	0- 0	0- 0	AWAY	0- 0	0- 0	0- 0			
0- 0	0- 0	0- 0	NEUTRAL	0- 0	0- 0	0- 0			

RPI 1-25				RPI 26-50				RPI 51-100				RPI 101+ Team's RPI: 242			
RPI	S	Opponent	Score	RPI	S	Opponent	Score	RPI	S	Opponent	Score	RPI	S	Opponent	Score
22	A	Tulane	56 62					84	A	Michigan St.	45 91	111	N	Abilene Christian	39 81
												179	A	Rice	71 76
												183	N	Nicholls St.	57 58
												351	A	Savannah St.	65 41
<hr/>															
LAST 12 Division I GAMES:															
								84	A	Michigan St.	45 91				
								351	A	Savannah St.	65 41				
								183	N	Nicholls St.	57 58				
								111	N	Abilene Christian	39 81				
								179	A	Rice	71 76				
								22	A	Tulane	56 62				

Non-Div I Games: Paul Quinn 83 54

Texas Southern

Loss, Non-Conf, S Site, H Home A Away N Neutral

Average RPI Win: 246

Average RPI Loss: 87

WON-LOST
RECORDWINNING
PCT. RANKLAST 10
GAMESSTRENGTH OF
SCHEDULEOPP. STRENGTH
OF SCHEDULETEAM
RPIADJ.
RPICONF.
RPIADJ CONF.
RPIDIV. I ONLY
DIV. I NON-CONF.3- 4
3- 4188
1880- 1
0- 1150
150134
134175
175175
17520
2020
20

TOTALS

RPI 1-25

RPI 26-50

W-L RECORDS

RPI 51-100

RPI 101-150

RPI 150+

3- 4

0- 0

0- 1

OVERALL

0- 2

0- 0

3- 1

1- 2

0- 0

0- 0

HOME

0- 1

0- 0

1- 1

2- 2

0- 0

0- 1

AWAY

0- 1

0- 0

2- 0

0- 0

0- 0

0- 0

NEUTRAL

0- 0

0- 0

0- 0

3- 4

0- 0

0- 1

NON-CONFERENCE

0- 2

0- 0

3- 1

1- 2

0- 0

0- 0

HOME

0- 1

0- 0

1- 1

2- 2

0- 0

0- 1

AWAY

0- 1

0- 0

2- 0

0- 0

0- 0

0- 0

NEUTRAL

0- 0

0- 0

0- 0

0- 0

0- 0

0- 0

CONFERENCE

0- 0

0- 0

0- 0

0- 0

0- 0

0- 0

HOME

0- 0

0- 0

0- 0

0- 0

0- 0

0- 0

AWAY

0- 0

0- 0

0- 0

0- 0

0- 0

0- 0

NEUTRAL

0- 0

0- 0

0- 0

RPI 1-25

RPI 26-50

RPI 51-100

RPI 101+

Team's RPI: 175

RPI S Opponent Score

RPI S Opponent Score

RPI S Opponent Score

RPI S Opponent Score

49 A Oklahoma St. 55 66

69 A New Mexico 51 82

153 H Oral Roberts 64 81

183 H Nicholls St. 72 67

262 A UTSA 68 60

292 A A&M-Corpus Christi 60 53

LAST 12 Division I GAMES:

77 H Montana St. 59 67

69 A New Mexico 51 82

183 H Nicholls St. 72 67

49 A Oklahoma St. 55 66

292 A A&M-Corpus Christi 60 53

153 H Oral Roberts 64 81

262 A UTSA 68 60

Non-Div I Games:

UNKNOWN

92 39

Texas St.

Loss, Non-Conf, S Site, H Home A Away N Neutral

Average RPI Win: 234

Average RPI Loss: 179

WON-LOST
RECORDWINNING
PCT. RANKLAST 10
GAMESSTRENGTH OF
SCHEDULEOPP. STRENGTH
OF SCHEDULETEAM
RPIADJ.
RPICONF.
RPIADJ CONF.
RPIDIV. I ONLY
DIV. I NON-CONF.5- 2
5- 280
800- 1
0- 1266
266212
212194
194194
1945
55
5

TOTALS

RPI 1-25

RPI 26-50

W-L RECORDS

RPI 51-100

RPI 101-150

RPI 150+

5- 2

0- 0

0- 0

OVERALL

0- 0

1- 0

4- 2

5- 1

0- 0

0- 0

HOME

0- 0

1- 0

4- 1

0- 1

0- 0

0- 0

AWAY

0- 0

0- 0

0- 1

0- 0

0- 0

0- 0

NEUTRAL

0- 0

0- 0

0- 0

5- 2

0- 0

0- 0

NON-CONFERENCE

0- 0

1- 0

4- 2

5- 1

0- 0

0- 0

HOME

0- 0

1- 0

4- 1

0- 1

0- 0

0- 0

AWAY

0- 0

0- 0

0- 1

0- 0

0- 0

0- 0

NEUTRAL

0- 0

0- 0

0- 0

0- 0

0- 0

0- 0

CONFERENCE

0- 0

0- 0

0- 0

0- 0

0- 0

0- 0

HOME

0- 0

0- 0

0- 0

0- 0

0- 0

0- 0

AWAY

0- 0

0- 0

0- 0

0- 0

0- 0

0- 0

NEUTRAL

0- 0

0- 0

0- 0

RPI 1-25

RPI 26-50

RPI 51-100

RPI 101+

Team's RPI: 194

RPI S Opponent Score

RPI S Opponent Score

RPI S Opponent Score

RPI S Opponent Score

109	H	SFA	77	69
167	A	Florida	67	72
191	H	Idaho	77	88
204	H	La. -Monroe	86	42
245	H	Jacksonville St.	71	58
292	H	A&M-Corpus Christi	78	61
319	H	Houston Baptist	82	76

LAST 12 Division I GAMES:

204	H	La. -Monroe	86	42
245	H	Jacksonville St.	71	58

167	A	Florida	67	72
109	H	SFA	77	69
319	H	Houston Baptist	82	76
292	H	A&M-Corpus Christi	78	61
191	H	Idaho	77	88

Non-Div I Games:

Texas Tech

■ Loss,
 ■ Non-Conf, S Site,
 ■ Home
 ■ Away
 N Neutral

Average RPI Win:	185	WON-LOST	WINNING	LAST 10	STRENGTH OF	OPP. STRENGTH	TEAM	ADJ.	CONF.	ADJ CONF.
Average RPI Loss:	93	RECORD	PCT. RANK	GAMES	SCHEDULE	OF SCHEDULE	RPI	RPI	RPI	RPI
DIV. I ONLY	6- 2	64	1- 0	278	30	90	90	11	11	
DIV. I NON-CONF.	6- 2	64	1- 0	278	30	90	90	11	11	

TOTALS	RPI 1-25	RPI 26-50	W-L RECORDS	RPI 51-100	RPI 101-150	RPI 150+				
6- 2	0- 0	1- 0	OVERALL	1- 1	0- 1	4- 0				
2- 0	0- 0	1- 0	HOME	0- 0	0- 0	1- 0				
4- 2	0- 0	0- 0	AWAY	1- 1	0- 1	3- 0				
0- 0	0- 0	0- 0	NEUTRAL	0- 0	0- 0	0- 0				
6- 2	0- 0	1- 0	NON-CONFERENCE	1- 1	0- 1	4- 0				
2- 0	0- 0	1- 0	HOME	0- 0	0- 0	1- 0				
4- 2	0- 0	0- 0	AWAY	1- 1	0- 1	3- 0				
0- 0	0- 0	0- 0	NEUTRAL	0- 0	0- 0	0- 0				
0- 0	0- 0	0- 0	CONFERENCE	0- 0	0- 0	0- 0				
0- 0	0- 0	0- 0	HOME	0- 0	0- 0	0- 0				
0- 0	0- 0	0- 0	AWAY	0- 0	0- 0	0- 0				
0- 0	0- 0	0- 0	NEUTRAL	0- 0	0- 0	0- 0				

RPI 1-25				RPI 26-50				RPI 51-100				Team's RPI: 90				RPI 101+			
RPI	S	Opponent	Score	RPI	S	Opponent	Score	RPI	S	Opponent	Score	RPI	S	Opponent	Score	RPI	S	Opponent	Score
				32	H	Duquesne	65 52					55	A	Belmont	78 69	130	A	Dayton	49 70
												56	A	Maine	59 73	233	H	Iona	84 38
																235	A	Cleveland St.	65 60
																261	A	Valparaiso	65 59
																295	A	Memphis	58 48
LAST 12 Division I GAMES:																			
				235	A	Cleveland St.	65 60					130	A	Dayton	49 70				
				295	A	Memphis	58 48					32	H	Duquesne	65 52				
				55	A	Belmont	78 69					233	H	Iona	84 38				
				261	A	Valparaiso	65 59					56	A	Maine	59 73				

Non-Div I Games:

Toledo

**T
O
W
S
O
n**

T
O
W
S
O
N

Towson

Average RPI Win: 245		WON-LOST	WINNING	LAST 10	STRENGTH OF		OPP. STRENGTH	TEAM	ADJ.	CONF.	ADJ CONF.
Average RPI Loss: 70		RECORD	PCT. RANK	GAMES	SCHEDULE		OF SCHEDULE	RPI	RPI	RPI	RPI
DIV. I ONLY		6- 2	64	0- 1	336		56	200	200	20	20
DIV. I NON-CONF.		6- 2	64	0- 1	336		56	200	200	20	20

TOTALS		RPI 1-25	RPI 26-50		W-L RECORDS		RPI 51-100	RPI 101-150	RPI 150+		
6- 2		0- 0	0- 0		OVERALL		0- 2	1- 0	5- 0		
3- 1		0- 0	0- 0		HOME		0- 1	0- 0	3- 0		
1- 1		0- 0	0- 0		AWAY		0- 1	0- 0	1- 0		
2- 0		0- 0	0- 0		NEUTRAL		0- 0	1- 0	1- 0		
6- 2		0- 0	0- 0		NON-CONFERENCE		0- 2	1- 0	5- 0		
3- 1		0- 0	0- 0		HOME		0- 1	0- 0	3- 0		
1- 1		0- 0	0- 0		AWAY		0- 1	0- 0	1- 0		
2- 0		0- 0	0- 0		NEUTRAL		0- 0	1- 0	1- 0		
0- 0		0- 0	0- 0		CONFERENCE		0- 0	0- 0	0- 0		
0- 0		0- 0	0- 0		HOME		0- 0	0- 0	0- 0		
0- 0		0- 0	0- 0		AWAY		0- 0	0- 0	0- 0		
0- 0		0- 0	0- 0		NEUTRAL		0- 0	0- 0	0- 0		

RPI 1-25				RPI 26-50				RPI 51-100				RPI 101+ Team's RPI: 200					
RPI	S	Opponent	Score	RPI	S	Opponent	Score	RPI	S	Opponent	Score	RPI	S	Opponent	Score		
								54	A	Florida St.	67	103	142	N	Sam Houston St.	84	79
								86	H	Middle Tenn.	64	67	238	N	Mississippi Val.	75	54
													239	H	Samford	72	52
													260	H	Alabama St.	116	46
													290	H	Tennessee St.	92	67
													299	A	ETSU	84	66

LAST 12 Division I GAMES:																	
239	H	Samford	72	52	86	H	Middle Tenn.	64	67	260	H	Alabama St.	116	46			
54	A	Florida St.	67	103	238	N	Mississippi Val.	75	54	142	N	Sam Houston St.	84	79			
					299	A	ETSU	84	66	290	H	Tennessee St.	92	67			

Non-Div I Games:

Troy

T
u
l
a
n
e

Tulane					Through Games Of Dec. 5, 2018																		
Average RPI	Win:	180	WON-LOST	WINNING	LAST 10	STRENGTH OF	OPP. STRENGTH	TEAM	ADJ.	CONF.	ADJ CONF.												
Average RPI	Loss:	2	RECORD	PCT. RANK	GAMES	SCHEDULE	OF SCHEDULE	RPI	RPI	RPI	RPI												
DIV. I ONLY			7- 1	24	1- 0	105	46	22	22	9	9												
DIV. I NON-CONF.			7- 1	24	1- 0	105	46	22	22	9	9												

TOTALS		RPI 1-25	RPI 26-50		W-L RECORDS		RPI 51-100	RPI 101-150		RPI 150+													
7- 1	0- 1	1- 0		OVERALL		1- 0	0- 0		5- 0														
5- 0	0- 0	0- 0		HOME		1- 0	0- 0		4- 0														
1- 0	0- 0	1- 0		AWAY		0- 0	0- 0		0- 0														
1- 1	0- 1	0- 0		NEUTRAL		0- 0	0- 0		1- 0														
7- 1	0- 1	1- 0		NON-CONFERENCE		1- 0	0- 0		5- 0														
5- 0	0- 0	0- 0		HOME		1- 0	0- 0		4- 0														
1- 0	0- 0	1- 0		AWAY		0- 0	0- 0		0- 0														
1- 1	0- 1	0- 0		NEUTRAL		0- 0	0- 0		1- 0														
0- 0	0- 0	0- 0		CONFERENCE		0- 0	0- 0		0- 0														
0- 0	0- 0	0- 0		HOME		0- 0	0- 0		0- 0														
0- 0	0- 0	0- 0		AWAY		0- 0	0- 0		0- 0														
0- 0	0- 0	0- 0		NEUTRAL		0- 0	0- 0		0- 0														

RPI 1-25			Team's RPI: 22			RPI 26-50			RPI 51-100														
RPI	S	Opponent	Score	RPI	S	Opponent	Score	RPI	S	Opponent	Score												
2	N	Cal i forni a	57 65	40	A	LSU	56 54	63	H	Washi ngton	63 51												
												RPI 101+											
												183	H	Ni choll s St.	71 46								
												235	N	Clevel and St.	81 72								
												242	H	Texas Southern	62 56								
244	H	Fla. Atlantic	88 45																				
251	H	Southern Mi ss.	71 54																				

LAST 12 Division I GAMES:																							
183	H	Ni choll s St.	71 46	2	N	Cal i forni a	57 65																
251	H	Southern Mi ss.	71 54	63	H	Washi ngton	63 51																
244	H	Fla. Atlantic	88 45	40	A	LSU	56 54																
235	N	Clevel and St.	81 72	242	H	Texas Southern	62 56																

T
u
l
a
n
e

Non-Div I Games:

Tulane

T
u
l
s
a

Tul sa				Through Games Of Dec. 5, 2018																						
Average RPI Win:		164	WON-LOST RECORD		WINNING PCT. RANK		LAST 10 GAMES		STRENGTH OF SCHEDULE		OPP. STRENGTH OF SCHEDULE		TEAM RPI		ADJ. RPI		CONF. RPI		ADJ CONF. RPI							
Average RPI Loss:		80																								
DIV. I ONLY			5- 4		144		0- 1		128		48		87		87		9		9							
DIV. I NON-CONF.			5- 4		144		0- 1		128		48		87		87		9		9							
TOTALS		RPI 1-25		RPI 26-50		W-L RECORDS		RPI 51-100		RPI 101-150		RPI 150+														
5- 4		0- 0		0- 1		OVERALL		0- 1		2- 2		3- 0														
3- 0		0- 0		0- 0		HOME		0- 0		1- 0		2- 0														
1- 4		0- 0		0- 1		AWAY		0- 1		0- 2		1- 0														
1- 0		0- 0		0- 0		NEUTRAL		0- 0		1- 0		0- 0														
5- 4		0- 0		0- 1		NON-CONFERENCE		0- 1		2- 2		3- 0														
3- 0		0- 0		0- 0		HOME		0- 0		1- 0		2- 0														
1- 4		0- 0		0- 1		AWAY		0- 1		0- 2		1- 0														
1- 0		0- 0		0- 0		NEUTRAL		0- 0		1- 0		0- 0														
0- 0		0- 0		0- 0		CONFERENCE		0- 0		0- 0		0- 0														
0- 0		0- 0		0- 0		HOME		0- 0		0- 0		0- 0														
0- 0		0- 0		0- 0		AWAY		0- 0		0- 0		0- 0														
0- 0		0- 0		0- 0		NEUTRAL		0- 0		0- 0		0- 0														
RPI 1-25				RPI 26-50				RPI 51-100				Team's RPI: 87				RPI 101+										
RPI	S	Opponent	Score	RPI	S	Opponent	Score	RPI	S	Opponent	Score	RPI	S	Opponent	Score											
35	A	Ari zona St.	52 70	55	A	Bel mont	53 78	109	A	SFA	34 76	111	H	Abil ene Christian	75 63											
																112	N	Al abama	80 73							
																121	A	American	52 68							
																153	A	Oral Roberts	76 68							
																188	H	Saint Louis	86 75							
																258	H	Stetson	55 54							
																LAST 12 Division I GAMES:										
																111	H	Abil ene Christian	75 63	35	A	Ari zona St.	52 70			
																109	A	SFA	34 76	112	N	Al abama	80 73			
																188	H	Saint Louis	86 75	258	H	Stetson	55 54			
																153	A	Oral Roberts	76 68							
																55	A	Bel mont	53 78							
																121	A	American	52 68							

Average RPI	Win:	261	WON-LOST	WINNING	LAST 10	STRENGTH OF	OPP. STRENGTH	TEAM	ADJ.	CONF.	ADJ CONF.
Average RPI	Loss:	23	RECORD	PCT. RANK	GAMES	SCHEDULE	OF SCHEDULE	RPI	RPI	RPI	RPI
DIV. I ONLY		7- 1	24	0- 1	304	206	146	146	19	19	
DIV. I NON-CONF.		7- 1	24	0- 1	304	206	146	146	19	19	

TOTALS	RPI 1-25		RPI 26-50		W-L RECORDS	RPI 51-100		RPI 101-150		RPI 150+	
7- 1	0- 1		0- 0		OVERALL	0- 0		0- 0		7- 0	
4- 0	0- 0		0- 0		HOME	0- 0		0- 0		4- 0	
2- 0	0- 0		0- 0		AWAY	0- 0		0- 0		2- 0	
1- 1	0- 1		0- 0		NEUTRAL	0- 0		0- 0		1- 0	
7- 1	0- 1		0- 0		NON-CONFERENCE	0- 0		0- 0		7- 0	
4- 0	0- 0		0- 0		HOME	0- 0		0- 0		4- 0	
2- 0	0- 0		0- 0		AWAY	0- 0		0- 0		2- 0	
1- 1	0- 1		0- 0		NEUTRAL	0- 0		0- 0		1- 0	
0- 0	0- 0		0- 0		CONFERENCE	0- 0		0- 0		0- 0	
0- 0	0- 0		0- 0		HOME	0- 0		0- 0		0- 0	
0- 0	0- 0		0- 0		AWAY	0- 0		0- 0		0- 0	
0- 0	0- 0		0- 0		NEUTRAL	0- 0		0- 0		0- 0	

RPI 1-25				RPI 26-50				RPI 51-100				RPI 101+ Team's RPI: 146			
RPI	S	Opponent	Score	RPI	S	Opponent	Score	RPI	S	Opponent	Score	RPI	S	Opponent	Score
23	N	Tennessee	69 73									174	N	Oklahoma	89 84
												219	H	Appalachian St.	80 61
												231	H	Alabama A&M	82 47
												239	A	Samford	66 41
												295	H	Memphis	85 54
												321	A	Chicago St.	90 45
												349	H	Alcorn	80 53

LAST 12 Division I GAMES:															
321	A	Chicago St.	90 45	23	N	Tennessee	69 73	239	A	Samford	66 41				
295	H	Memphis	85 54	349	H	Alcorn	80 53	231	H	Alabama A&M	82 47				
219	H	Appalachian St.	80 61	174	N	Oklahoma	89 84								

Non-Div I Games:

UAB

UC Irvine				Through Games Of Dec. 5, 2018								
Average RPI	Win:	206	WON-LOST	WINNING	LAST 10		STRENGTH OF	OPP. STRENGTH	TEAM	ADJ.	CONF.	ADJ. CONF.
Average RPI	Loss:	0	RECORD	PCT. RANK	GAMES		SCHEDULE	OF SCHEDULE	RPI	RPI	RPI	RPI
DIV. I ONLY			6- 0	1	1- 0		324	70	101	101	17	17
DIV. I NON-CONF.			6- 0	1	1- 0		324	70	101	101	17	17

TOTALS		RPI 1-25		RPI 26-50		W-L RECORDS		RPI 51-100		RPI 101-150		RPI 150+
6- 0		0- 0		0- 0		OVERALL		1- 0		0- 0		5- 0
3- 0		0- 0		0- 0		HOME		0- 0		0- 0		3- 0
1- 0		0- 0		0- 0		AWAY		0- 0		0- 0		1- 0
2- 0		0- 0		0- 0		NEUTRAL		1- 0		0- 0		1- 0
6- 0		0- 0		0- 0		NON-CONFERENCE		1- 0		0- 0		5- 0
3- 0		0- 0		0- 0		HOME		0- 0		0- 0		3- 0
1- 0		0- 0		0- 0		AWAY		0- 0		0- 0		1- 0
2- 0		0- 0		0- 0		NEUTRAL		1- 0		0- 0		1- 0
0- 0		0- 0		0- 0		CONFERENCE		0- 0		0- 0		0- 0
0- 0		0- 0		0- 0		HOME		0- 0		0- 0		0- 0
0- 0		0- 0		0- 0		AWAY		0- 0		0- 0		0- 0
0- 0		0- 0		0- 0		NEUTRAL		0- 0		0- 0		0- 0

RPI 1-25				RPI 26-50				RPI 51-100				RPI 101+ Team's RPI: 101			
RPI	S	Opponent	Score	RPI	S	Opponent	Score	RPI	S	Opponent	Score	RPI	S	Opponent	Score
								100	N	Indiana St.	77 61	170	H	UNLV	57 55
												180	H	Southern Utah	75 58
												193	A	San Jose St.	74 66
												246	H	CSU Bakersfield	85 78
												348	N	LIU Brooklyn	84 71
LAST 12 Division I GAMES:															
				246	H	CSU Bakersfield	85 78	193	A	San Jose St.	74 66				
				100	N	Indiana St.	77 61								
				348	N	LIU Brooklyn	84 71								
				180	H	Southern Utah	75 58								
				170	H	UNLV	57 55								

Average RPI Win:	198	WON-LOST	WINNING	LAST 10	STRENGTH OF	OPP. STRENGTH	TEAM	ADJ.	CONF.	ADJ CONF.
Average RPI Loss:	78	RECORD	PCT. RANK	GAMES	SCHEDULE	OF SCHEDULE	RPI	RPI	RPI	RPI
DIV. I ONLY	2- 5	249	1- 0	6	231	95	95	17	17	
DIV. I NON-CONF.	2- 5	249	1- 0	6	231	95	95	17	17	

TOTALS	RPI 1-25	RPI 26-50	W-L RECORDS	RPI 51-100	RPI 101-150	RPI 150+				
2- 5	0- 1	0- 1	OVERALL	0- 1	0- 1	2- 1				
2- 0	0- 0	0- 0	HOME	0- 0	0- 0	2- 0				
0- 3	0- 0	0- 1	AWAY	0- 1	0- 1	0- 0				
0- 2	0- 1	0- 0	NEUTRAL	0- 0	0- 0	0- 1				
2- 5	0- 1	0- 1	NON-CONFERENCE	0- 1	0- 1	2- 1				
2- 0	0- 0	0- 0	HOME	0- 0	0- 0	2- 0				
0- 3	0- 0	0- 1	AWAY	0- 1	0- 1	0- 0				
0- 2	0- 1	0- 0	NEUTRAL	0- 0	0- 0	0- 1				
0- 0	0- 0	0- 0	CONFERENCE	0- 0	0- 0	0- 0				
0- 0	0- 0	0- 0	HOME	0- 0	0- 0	0- 0				
0- 0	0- 0	0- 0	AWAY	0- 0	0- 0	0- 0				
0- 0	0- 0	0- 0	NEUTRAL	0- 0	0- 0	0- 0				

RPI 1-25				RPI 26-50				RPI 51-100 Team's RPI: 95				RPI 101+			
RPI	S	Opponent	Score	RPI	S	Opponent	Score	RPI	S	Opponent	Score	RPI	S	Opponent	Score
5	N	Oregon	44 94	49	A	Oklahoma St.	51 76	57	A	Southern California	55 73	105	A	BYU	70 72
												176	N	Milwaukee	54 56
												180	H	Southern Utah	56 50
												216	H	Coastal Caro.	62 43

LAST 12 Division I GAMES:															
				180	H	Southern Utah	56 50	176	N	Milwaukee	54 56				
								5	N	Oregon	44 94				
								216	H	Coastal Caro.	62 43				
								49	A	Oklahoma St.	51 76				
								105	A	BYU	70 72				
								57	A	Southern California	55 73				

Non-Div I Games:

UC Riverside

Average RPI Win: 288
Average RPI Loss: 145

WON-LOST
RECORD

WINNING
PCT. RANK

LAST 10
GAMES

STRENGTH OF
SCHEDULE

OPP. STRENGTH
OF SCHEDULE

TEAM
RPI

ADJ.
RPI

CONF.
RPI

ADJ CONF.
RPI

DIV. I ONLY	2- 6	265	1- 0	263	181	303	303	17	17
DIV. I NON-CONF.	2- 6	265	1- 0	263	181	303	303	17	17

TOTALS	RPI 1-25	RPI 26-50	W-L RECORDS	RPI 51-100	RPI 101-150	RPI 150+			
2- 6	0- 0	0- 1	OVERALL	0- 2	0- 0	2- 3			
1- 3	0- 0	0- 1	HOME	0- 1	0- 0	1- 1			
0- 3	0- 0	0- 0	AWAY	0- 1	0- 0	0- 2			
1- 0	0- 0	0- 0	NEUTRAL	0- 0	0- 0	1- 0			
2- 6	0- 0	0- 1	NON-CONFERENCE	0- 2	0- 0	2- 3			
1- 3	0- 0	0- 1	HOME	0- 1	0- 0	1- 1			
0- 3	0- 0	0- 0	AWAY	0- 1	0- 0	0- 2			
1- 0	0- 0	0- 0	NEUTRAL	0- 0	0- 0	1- 0			
0- 0	0- 0	0- 0	CONFERENCE	0- 0	0- 0	0- 0			
0- 0	0- 0	0- 0	HOME	0- 0	0- 0	0- 0			
0- 0	0- 0	0- 0	AWAY	0- 0	0- 0	0- 0			
0- 0	0- 0	0- 0	NEUTRAL	0- 0	0- 0	0- 0			

RPI 1-25				RPI 26-50				RPI 51-100				RPI 101+ Team's RPI: 303			
RPI	S	Opponent	Score	RPI	S	Opponent	Score	RPI	S	Opponent	Score	RPI	S	Opponent	Score
				46	H	Saint Mary's (CA)	55 80	57	A	Southern California	39 82	170	A	UNLV	51 69
								94	H	Loyola Marymount	57 70	240	N	Dartmouth	62 56
												246	H	CSU Bakersfield	48 56
												254	A	Utah Valley	54 63
												336	H	Grand Canyon	66 55
LAST 12 Division I GAMES:															
				240	N	Dartmouth	62 56	246	H	CSU Bakersfield	48 56				
				336	H	Grand Canyon	66 55	254	A	Utah Valley	54 63				
				46	H	Saint Mary's (CA)	55 80								
				170	A	UNLV	51 69								
				94	H	Loyola Marymount	57 70								
				57	A	Southern California	39 82								

Non-Div I Games:

UC Santa Barbara

Loss, Non-Conf, S Site, H Home A Away N Neutral

Average RPI	Win:	172	WON-LOST	WINNING	LAST 10	STRENGTH OF	OPP. STRENGTH	TEAM	ADJ.	CONF.	ADJ CONF.
Average RPI	Loss:	44	RECORD	PCT. RANK	GAMES	SCHEDULE	OF SCHEDULE	RPI	RPI	RPI	RPI
DIV. I ONLY		6- 1		35	1- 0	191	66	42	42	9	9
DIV. I NON-CONF.		6- 1		35	1- 0	191	66	42	42	9	9

TOTALS	RPI 1-25		RPI 26-50		W-L RECORDS	RPI 51-100		RPI 101-150		RPI 150+	
6- 1	0- 0		0- 1		OVERALL	1- 0		2- 0		3- 0	
3- 0	0- 0		0- 0		HOME	1- 0		1- 0		1- 0	
3- 1	0- 0		0- 1		AWAY	0- 0		1- 0		2- 0	
0- 0	0- 0		0- 0		NEUTRAL	0- 0		0- 0		0- 0	
6- 1	0- 0		0- 1		NON-CONFERENCE	1- 0		2- 0		3- 0	
3- 0	0- 0		0- 0		HOME	1- 0		1- 0		1- 0	
3- 1	0- 0		0- 1		AWAY	0- 0		1- 0		2- 0	
0- 0	0- 0		0- 0		NEUTRAL	0- 0		0- 0		0- 0	
0- 0	0- 0		0- 0		CONFERENCE	0- 0		0- 0		0- 0	
0- 0	0- 0		0- 0		HOME	0- 0		0- 0		0- 0	
0- 0	0- 0		0- 0		AWAY	0- 0		0- 0		0- 0	
0- 0	0- 0		0- 0		NEUTRAL	0- 0		0- 0		0- 0	

RPI	S	Opponent	Score	RPI	S	Opponent	Score	RPI	S	Opponent	Score	RPI	S	Opponent	Score
44	A	Central Mich.	68 75	70	H	Villanova	71 56	104	A	Pittsburgh	61 58	106	H	Chattanooga	75 37
								192	A	Mercer	76 42	258	A	Stetson	78 55
								304	H	Richmond	70 48				
LAST 12 Division I GAMES:															
192	A	Mercer	76 42	106	H	Chattanooga	75 37								
258	A	Stetson	78 55	70	H	Villanova	71 56								
104	A	Pittsburgh	61 58	304	H	Richmond	70 48								
				44	A	Central Mich.	68 75								

Non-Div I Games:

UCF

Average RPI Win:	168	WON-LOST	WINNING	LAST 10	STRENGTH OF	OPP. STRENGTH	TEAM	ADJ.	CONF.	ADJ CONF.
Average RPI Loss:	50	RECORD	PCT. RANK	GAMES	SCHEDULE	OF SCHEDULE	RPI	RPI	RPI	RPI
DIV. I ONLY	3- 5	217	0- 1	3	238	60	60	2	2	
DIV. I NON-CONF.	3- 5	217	0- 1	3	238	60	60	2	2	

TOTALS	RPI 1-25	RPI 26-50	W-L RECORDS	RPI 51-100	RPI 101-150	RPI 150+				
3- 5	0- 2	0- 1	OVERALL	0- 2	1- 0	2- 0				
3- 1	0- 1	0- 0	HOME	0- 0	1- 0	2- 0				
0- 1	0- 0	0- 0	AWAY	0- 1	0- 0	0- 0				
0- 3	0- 1	0- 1	NEUTRAL	0- 1	0- 0	0- 0				
3- 5	0- 2	0- 1	NON-CONFERENCE	0- 2	1- 0	2- 0				
3- 1	0- 1	0- 0	HOME	0- 0	1- 0	2- 0				
0- 1	0- 0	0- 0	AWAY	0- 1	0- 0	0- 0				
0- 3	0- 1	0- 1	NEUTRAL	0- 1	0- 0	0- 0				
0- 0	0- 0	0- 0	CONFERENCE	0- 0	0- 0	0- 0				
0- 0	0- 0	0- 0	HOME	0- 0	0- 0	0- 0				
0- 0	0- 0	0- 0	AWAY	0- 0	0- 0	0- 0				
0- 0	0- 0	0- 0	NEUTRAL	0- 0	0- 0	0- 0				

RPI 1-25				RPI 26-50				RPI 51-100 Team's RPI: 60				RPI 101+			
RPI	S	Opponent	Score	RPI	S	Opponent	Score	RPI	S	Opponent	Score	RPI	S	Opponent	Score
15	H	Indiana	65 67	26	N	North Carolina	49 83	94	A	Loyola Marymount	63 69	148	H	Seton Hall	78 62
19	N	Kentucky	74 75					96	N	South Fla.	56 60	177	H	Georgia	80 69
												179	H	Rice	59 50
LAST 12 Division I GAMES:															
15	H	Indiana	65 67	26	N	North Carolina	49 83	148	H	Seton Hall	78 62				
96	N	South Fla.	56 60					177	H	Georgia	80 69				
19	N	Kentucky	74 75					179	H	Rice	59 50				
								94	A	Loyola Marymount	63 69				

Non-Div I Games:

UCLA

Average RPI Win:	116	WON-LOST	WINNING	LAST 10	STRENGTH OF	OPP. STRENGTH	TEAM	ADJ.	CONF.	ADJ CONF.
Average RPI Loss:	0	RECORD	PCT. RANK	GAMES	SCHEDULE	OF SCHEDULE	RPI	RPI	RPI	RPI
DIV. I ONLY	8- 0	1	1- 0	29	20	3	3	9	9	
DIV. I NON-CONF.	8- 0	1	1- 0	29	20	3	3	9	9	

TOTALS	RPI 1-25	RPI 26-50	W-L RECORDS	RPI 51-100	RPI 101-150	RPI 150+				
8- 0	1- 0	0- 0	OVERALL	3- 0	1- 0	3- 0				
2- 0	0- 0	0- 0	HOME	1- 0	1- 0	0- 0				
2- 0	1- 0	0- 0	AWAY	0- 0	0- 0	1- 0				
4- 0	0- 0	0- 0	NEUTRAL	2- 0	0- 0	2- 0				
8- 0	1- 0	0- 0	NON-CONFERENCE	3- 0	1- 0	3- 0				
2- 0	0- 0	0- 0	HOME	1- 0	1- 0	0- 0				
2- 0	1- 0	0- 0	AWAY	0- 0	0- 0	1- 0				
4- 0	0- 0	0- 0	NEUTRAL	2- 0	0- 0	2- 0				
0- 0	0- 0	0- 0	CONFERENCE	0- 0	0- 0	0- 0				
0- 0	0- 0	0- 0	HOME	0- 0	0- 0	0- 0				
0- 0	0- 0	0- 0	AWAY	0- 0	0- 0	0- 0				
0- 0	0- 0	0- 0	NEUTRAL	0- 0	0- 0	0- 0				

RPI	S	Opponent	Score	RPI	S	Opponent	Score	RPI	S	Opponent	Score
1	A	Notre Dame	89 71					59	H	DePaul	99 63
								80	N	Purdue	86 40
								89	N	St. John's (NY)	65 55
								107	H	Ohio St.	85 53
								186	N	Vanderbilt	80 42
								188	A	Saint Louis	98 42
								214	N	Ole Miss	90 50

LAST 12 Division I GAMES:											
1	A	Notre Dame	89 71	188	A	Saint Louis	98 42				
59	H	DePaul	99 63	107	H	Ohio St.	85 53				
80	N	Purdue	86 40								
89	N	St. John's (NY)	65 55								
214	N	Ole Miss	90 50								
186	N	Vanderbilt	80 42								

Non-Div I Games:

UConn

Average RPI Win:	304	WON-LOST	WINNING	LAST 10	STRENGTH OF	OPP. STRENGTH	TEAM	ADJ.	CONF.	ADJ CONF.
Average RPI Loss:	111	RECORD	PCT. RANK	GAMES	SCHEDULE	OF SCHEDULE	RPI	RPI	RPI	RPI
DIV. I ONLY	2- 5	249	1- 0	61	319	197	197	13	13	
DIV. I NON-CONF.	2- 5	249	1- 0	61	319	197	197	13	13	

TOTALS	RPI 1-25	RPI 26-50	W-L RECORDS	RPI 51-100	RPI 101-150	RPI 150+				
2- 5	0- 1	0- 0	OVERALL	0- 1	0- 1	2- 2				
1- 2	0- 0	0- 0	HOME	0- 0	0- 1	1- 1				
1- 3	0- 1	0- 0	AWAY	0- 1	0- 0	1- 1				
0- 0	0- 0	0- 0	NEUTRAL	0- 0	0- 0	0- 0				
2- 5	0- 1	0- 0	NON-CONFERENCE	0- 1	0- 1	2- 2				
1- 2	0- 0	0- 0	HOME	0- 0	0- 1	1- 1				
1- 3	0- 1	0- 0	AWAY	0- 1	0- 0	1- 1				
0- 0	0- 0	0- 0	NEUTRAL	0- 0	0- 0	0- 0				
0- 0	0- 0	0- 0	CONFERENCE	0- 0	0- 0	0- 0				
0- 0	0- 0	0- 0	HOME	0- 0	0- 0	0- 0				
0- 0	0- 0	0- 0	AWAY	0- 0	0- 0	0- 0				
0- 0	0- 0	0- 0	NEUTRAL	0- 0	0- 0	0- 0				

RPI 1-25				RPI 26-50				RPI 51-100				RPI 101+ Team's RPI: 197			
RPI	S	Opponent	Score	RPI	S	Opponent	Score	RPI	S	Opponent	Score	RPI	S	Opponent	Score
7	A	Marquette	32 96					52	A	Northwestern	44 87	115	H	Mi ami (OH)	56 65
												168	A	Eastern Mi ch.	38 52
												212	H	Loyol a Chi cago	60 75
												261	H	Val parai so	75 65
												347	A	Evansvi lle	62 54

LAST 12 Division I GAMES:															
52	A	Northwestern	44 87	347	A	Evansvi lle	62 54	115	H	Mi ami (OH)	56 65				
261	H	Val parai so	75 65	168	A	Eastern Mi ch.	38 52	7	A	Marquette	32 96				
				212	H	Loyol a Chi cago	60 75								

Non-Div I Games:

UIC

UMBC										Through Games Of Dec. 5, 2018											
Average RPI Win:		277		WON-LOST RECORD		WINNING PCT. RANK		LAST 10 GAMES		STRENGTH OF SCHEDULE		OPP. STRENGTH OF SCHEDULE		TEAM RPI		ADJ. RPI		CONF. RPI		ADJ CONF. RPI	
Average RPI Loss:		130																			
DIV. I ONLY		3- 3		155		0- 1		282		141		209		209		23		23			
DIV. I NON-CONF.		3- 3		155		0- 1		282		141		209		209		23		23			

TOTALS		RPI 1-25		RPI 26-50		W-L RECORDS		RPI 51-100		RPI 101-150		RPI 150+									
3- 3		0- 0		0- 1		OVERALL		0- 0		0- 1		3- 1									
0- 1		0- 0		0- 0		HOME		0- 0		0- 0		0- 1									
1- 2		0- 0		0- 1		AWAY		0- 0		0- 1		1- 0									
2- 0		0- 0		0- 0		NEUTRAL		0- 0		0- 0		2- 0									
3- 3		0- 0		0- 1		NON-CONFERENCE		0- 0		0- 1		3- 1									
0- 1		0- 0		0- 0		HOME		0- 0		0- 0		0- 1									
1- 2		0- 0		0- 1		AWAY		0- 0		0- 1		1- 0									
2- 0		0- 0		0- 0		NEUTRAL		0- 0		0- 0		2- 0									
0- 0		0- 0		0- 0		CONFERENCE		0- 0		0- 0		0- 0									
0- 0		0- 0		0- 0		HOME		0- 0		0- 0		0- 0									
0- 0		0- 0		0- 0		AWAY		0- 0		0- 0		0- 0									
0- 0		0- 0		0- 0		NEUTRAL		0- 0		0- 0		0- 0									

RPI 1-25		RPI 26-50		RPI 51-100		RPI 101+		Team's RPI: 209													
RPI	S	Opponent	Score	RPI	S	Opponent	Score	RPI	S	Opponent	Score	RPI	S	Opponent	Score						
				50	A	Maryland	61 92					121	A	American	42 64						
												218	H	Towson	62 71						
												262	N	UTSA	72 58						
												269	N	Kennesaw St.	57 53						
												300	A	Coppin St.	57 52						

**U
M
E
S**

U
M
E
S

Non-Div l Games:

Regent

72 16

Cheyney

88 39

■ Loss, ■ Non-Conf, S Site, H Home A Away N Neutral

U
M
K
C

U
M
K
C

UMKC

Page 309

Average RPI	Win: 299	WON-LOST	WINNING	LAST 10	STRENGTH OF	OPP. STRENGTH	TEAM	ADJ.	CONF.	ADJ CONF.
Average RPI	Loss: 200	RECORD	PCT. RANK	GAMES	SCHEDULE	OF SCHEDULE	RPI	RPI	RPI	RPI
DIV. I ONLY	2- 6	265	0- 1	213	336	298	298	23	23	
DIV. I NON-CONF.	2- 6	265	0- 1	213	336	298	298	23	23	

TOTALS	RPI 1-25	RPI 26-50	W-L RECORDS	RPI 51-100	RPI 101-150	RPI 150+				
2- 6	0- 0	0- 0	OVERALL	0- 1	0- 2	2- 3				
1- 2	0- 0	0- 0	HOME	0- 0	0- 0	1- 2				
1- 4	0- 0	0- 0	AWAY	0- 1	0- 2	1- 1				
0- 0	0- 0	0- 0	NEUTRAL	0- 0	0- 0	0- 0				
2- 6	0- 0	0- 0	NON-CONFERENCE	0- 1	0- 2	2- 3				
1- 2	0- 0	0- 0	HOME	0- 0	0- 0	1- 2				
1- 4	0- 0	0- 0	AWAY	0- 1	0- 2	1- 1				
0- 0	0- 0	0- 0	NEUTRAL	0- 0	0- 0	0- 0				
0- 0	0- 0	0- 0	CONFERENCE	0- 0	0- 0	0- 0				
0- 0	0- 0	0- 0	HOME	0- 0	0- 0	0- 0				
0- 0	0- 0	0- 0	AWAY	0- 0	0- 0	0- 0				
0- 0	0- 0	0- 0	NEUTRAL	0- 0	0- 0	0- 0				

RPI 1-25				RPI 26-50				RPI 51-100				RPI 101+				Team's RPI: 298
RPI	S	Opponent	Score	RPI	S	Opponent	Score	RPI	S	Opponent	Score	RPI	S	Opponent	Score	
								99	A	Butler	36 89	134	A	Holy Cross	54 63	
												148	A	Seton Hall	57 90	
												237	A	Cornell	54 63	
												250	H	Saint Peter's	59 57	
												285	H	Bryant	57 58	
												296	H	Colgate	52 61	
												348	A	LIU Brooklyn	69 64	
LAST 12 Division I GAMES:																
				99	A	Butler	36 89	296	H	Colgate	52 61					
				237	A	Cornell	54 63	134	A	Holy Cross	54 63					
				250	H	Saint Peter's	59 57	348	A	LIU Brooklyn	69 64					
				285	H	Bryant	57 58	148	A	Seton Hall	57 90					

Non-Div I Games: Fisher 79 45

UMass Lowell

Average RPI Win:	281	WON-LOST	WINNING	LAST 10	STRENGTH OF	OPP. STRENGTH	TEAM	ADJ.	CONF.	ADJ CONF.
Average RPI Loss:	97	RECORD	PCT. RANK	GAMES	SCHEDULE	OF SCHEDULE	RPI	RPI	RPI	RPI
DIV. I ONLY	3- 3	155	0- 0	143	237	172	172	30	30	
DIV. I NON-CONF.	3- 3	155	0- 0	143	237	172	172	30	30	

TOTALS	RPI 1-25	RPI 26-50	W-L RECORDS	RPI 51-100	RPI 101-150	RPI 150+				
3- 3	0- 1	0- 0	OVERALL	0- 1	0- 0	3- 1				
3- 0	0- 0	0- 0	HOME	0- 0	0- 0	3- 0				
0- 3	0- 1	0- 0	AWAY	0- 1	0- 0	0- 1				
0- 0	0- 0	0- 0	NEUTRAL	0- 0	0- 0	0- 0				
3- 3	0- 1	0- 0	NON-CONFERENCE	0- 1	0- 0	3- 1				
3- 0	0- 0	0- 0	HOME	0- 0	0- 0	3- 0				
0- 3	0- 1	0- 0	AWAY	0- 1	0- 0	0- 1				
0- 0	0- 0	0- 0	NEUTRAL	0- 0	0- 0	0- 0				
0- 0	0- 0	0- 0	CONFERENCE	0- 0	0- 0	0- 0				
0- 0	0- 0	0- 0	HOME	0- 0	0- 0	0- 0				
0- 0	0- 0	0- 0	AWAY	0- 0	0- 0	0- 0				
0- 0	0- 0	0- 0	NEUTRAL	0- 0	0- 0	0- 0				

RPI 1-25				RPI 26-50				RPI 51-100				RPI 101+ Team's RPI: 172			
RPI	S	Opponent	Score	RPI	S	Opponent	Score	RPI	S	Opponent	Score	RPI	S	Opponent	Score
23	A	Tennessee	46 73					62	A	Charlotte	53 70	205	A	Furman	47 58
												213	H	Wofford	60 46
												306	H	Davi dson	69 56
												325	H	Western Caro.	74 49

LAST 12 Division I GAMES:															
205	A	Furman	47 58	306	H	Davi dson	69 56	23	A	Tennessee	46 73				
213	H	Wofford	60 46	325	H	Western Caro.	74 49	62	A	Charlotte	53 70				

Non-Div I Games: Warren Wilson 92 31

UNC Asheville

Average RPI Win: 0

Average RPI Loss: 215

WON-LOST
RECORD

WINNING
PCT. RANK

LAST 10
GAMES

STRENGTH OF
SCHEDULE

OPP. STRENGTH
OF SCHEDULE

TEAM
RPI

ADJ.
RPI

CONF.
RPI

ADJ CONF.
RPI

DIV. I ONLY	0- 4	326	0- 1	188	324	329	329	27	27
DIV. I NON-CONF.	0- 4	326	0- 1	188	324	329	329	27	27
TOTALS	RPI 1-25	RPI 26-50	W-L RECORDS	RPI 51-100	RPI 101-150	RPI 150+			
0- 4	0- 0	0- 0	OVERALL	0- 0	0- 0	0- 4			
0- 0	0- 0	0- 0	HOME	0- 0	0- 0	0- 0			
0- 4	0- 0	0- 0	AWAY	0- 0	0- 0	0- 4			
0- 0	0- 0	0- 0	NEUTRAL	0- 0	0- 0	0- 0			
0- 4	0- 0	0- 0	NON-CONFERENCE	0- 0	0- 0	0- 4			
0- 0	0- 0	0- 0	HOME	0- 0	0- 0	0- 0			
0- 4	0- 0	0- 0	AWAY	0- 0	0- 0	0- 4			
0- 0	0- 0	0- 0	NEUTRAL	0- 0	0- 0	0- 0			
0- 0	0- 0	0- 0	CONFERENCE	0- 0	0- 0	0- 0			
0- 0	0- 0	0- 0	HOME	0- 0	0- 0	0- 0			
0- 0	0- 0	0- 0	AWAY	0- 0	0- 0	0- 0			
0- 0	0- 0	0- 0	NEUTRAL	0- 0	0- 0	0- 0			

RPI 1-25				RPI 26-50				RPI 51-100				RPI 101+ Team's RPI: 329			
RPI	S	Opponent	Score	RPI	S	Opponent	Score	RPI	S	Opponent	Score	RPI	S	Opponent	Score
												178	A	Georgi a St.	63 70
												190	A	Campbel l	49 53
												219	A	Appal achi an St.	65 68
												274	A	Hi gh Poi nt	75 82
LAST 12 Di vi si on I GAMES:															
				219	A	Appal achi an St.	65 68	274	A	Hi gh Poi nt	75 82				
				178	A	Georgi a St.	63 70	190	A	Campbel l	49 53				

Non-Di v I Games:

Pfei ffer

92 23

UNC Pembroke

72 32

Young Harri s

62 29

Average RPI	Win:	329	WON-LOST	WINNING	LAST 10	STRENGTH OF	OPP. STRENGTH	TEAM	ADJ.	CONF.	ADJ CONF.
Average RPI	Loss:	44	RECORD	PCT. RANK	GAMES	SCHEDULE	OF SCHEDULE	RPI	RPI	RPI	RPI
DIV. I ONLY		3- 3		155	0- 1	199	254	173	173	14	14
DIV. I NON-CONF.		3- 3		155	0- 1	199	254	173	173	14	14
<hr/>											
TOTALS	RPI 1-25		RPI 26-50		W-L RECORDS	RPI 51-100		RPI 101-150		RPI 150+	
3- 3	0- 0		0- 2		OVERALL	0- 1		0- 0		3- 0	
2- 0	0- 0		0- 0		HOME	0- 0		0- 0		2- 0	
1- 3	0- 0		0- 2		AWAY	0- 1		0- 0		1- 0	
0- 0	0- 0		0- 0		NEUTRAL	0- 0		0- 0		0- 0	
3- 3	0- 0		0- 2		NON-CONFERENCE	0- 1		0- 0		3- 0	
2- 0	0- 0		0- 0		HOME	0- 0		0- 0		2- 0	
1- 3	0- 0		0- 2		AWAY	0- 1		0- 0		1- 0	
0- 0	0- 0		0- 0		NEUTRAL	0- 0		0- 0		0- 0	
0- 0	0- 0		0- 0		CONFERENCE	0- 0		0- 0		0- 0	
0- 0	0- 0		0- 0		HOME	0- 0		0- 0		0- 0	
0- 0	0- 0		0- 0		AWAY	0- 0		0- 0		0- 0	
0- 0	0- 0		0- 0		NEUTRAL	0- 0		0- 0		0- 0	

RPI	S	Opponent	Score	RPI	S	Opponent	Score	RPI	S	Opponent	Score	RPI	S	Opponent	Score	Team's RPI: 173
26	A	North Carolina	55 82	61	A	Ohio	72 95	309	H	Presbyteria n	63 48					
45	A	VCU	47 58					336	H	Grand Canyon	77 55					
								343	A	N.C. Central	89 82					
<hr/>																
LAST 12 Division I GAMES:																
26	A	North Carolina	55 82	309	H	Presbyteria n	63 48									
45	A	VCU	47 58	61	A	Ohio	72 95									
343	A	N.C. Central	89 82													
336	H	Grand Canyon	77 55													

Non-Div I Games: Fayetteville St. 72 54 Belmont Abbey 74 58

UNCW

Average RPI Win:	157	WON-LOST	WINNING	LAST 10	STRENGTH OF	OPP. STRENGTH	TEAM	ADJ.	CONF.	ADJ CONF.
Average RPI Loss:	57	RECORD	PCT. RANK	GAMES	SCHEDULE	OF SCHEDULE	RPI	RPI	RPI	RPI
DIV. I ONLY	5- 3	114	0- 1	149	38	82	82	16	16	
DIV. I NON-CONF.	5- 3	114	0- 1	149	38	82	82	16	16	

TOTALS	RPI 1-25	RPI 26-50	W-L RECORDS	RPI 51-100	RPI 101-150	RPI 150+				
5- 3	0- 1	1- 0	OVERALL	0- 2	1- 0	3- 0				
3- 0	0- 0	0- 0	HOME	0- 0	1- 0	2- 0				
2- 2	0- 1	1- 0	AWAY	0- 1	0- 0	1- 0				
0- 1	0- 0	0- 0	NEUTRAL	0- 1	0- 0	0- 0				
5- 3	0- 1	1- 0	NON-CONFERENCE	0- 2	1- 0	3- 0				
3- 0	0- 0	0- 0	HOME	0- 0	1- 0	2- 0				
2- 2	0- 1	1- 0	AWAY	0- 1	0- 0	1- 0				
0- 1	0- 0	0- 0	NEUTRAL	0- 1	0- 0	0- 0				
0- 0	0- 0	0- 0	CONFERENCE	0- 0	0- 0	0- 0				
0- 0	0- 0	0- 0	HOME	0- 0	0- 0	0- 0				
0- 0	0- 0	0- 0	AWAY	0- 0	0- 0	0- 0				
0- 0	0- 0	0- 0	NEUTRAL	0- 0	0- 0	0- 0				

RPI 1-25				RPI 26-50				RPI 51-100 Team's RPI: 82				RPI 101+			
RPI	S	Opponent	Score	RPI	S	Opponent	Score	RPI	S	Opponent	Score	RPI	S	Opponent	Score
7	A	Marquette	61 102	28	A	IUPUI	53 40	65	N	Boise St.	60 61	143	H	North Dakota	64 60
								98	A	Northern Ill.	59 70	155	H	Creighton	65 55
												182	H	Delaware	79 67
												277	A	Long Beach St.	71 64

LAST 12 Division I GAMES:															
65	N	Boise St.	60 61	98	A	Northern Ill.	59 70	7	A	Marquette	61 102	143	H	North Dakota	64 60
277	A	Long Beach St.	71 64												
155	H	Creighton	65 55												
182	H	Delaware	79 67	28	A	IUPUI	53 40								

Non-Div I Games:

UNI

Average RPI	Win:	303	WON-LOST	WINNING	LAST 10	STRENGTH OF	OPP. STRENGTH	TEAM	ADJ.	CONF.	ADJ CONF.
Average RPI	Loss:	82	RECORD	PCT. RANK	GAMES	SCHEDULE	OF SCHEDULE	RPI	RPI	RPI	RPI
DIV. I ONLY		1- 5	293	0- 1	7	299	170	170	8	8	
DIV. I NON-CONF.		1- 5	293	0- 1	7	299	170	170	8	8	

TOTALS	RPI 1-25		RPI 26-50		W-L RECORDS	RPI 51-100		RPI 101-150		RPI 150+	
1- 5	0- 1		0- 0		OVERALL	0- 2		0- 1		1- 1	
1- 4	0- 1		0- 0		HOME	0- 2		0- 0		1- 1	
0- 1	0- 0		0- 0		AWAY	0- 0		0- 1		0- 0	
0- 0	0- 0		0- 0		NEUTRAL	0- 0		0- 0		0- 0	
1- 5	0- 1		0- 0		NON-CONFERENCE	0- 2		0- 1		1- 1	
1- 4	0- 1		0- 0		HOME	0- 2		0- 0		1- 1	
0- 1	0- 0		0- 0		AWAY	0- 0		0- 1		0- 0	
0- 0	0- 0		0- 0		NEUTRAL	0- 0		0- 0		0- 0	
0- 0	0- 0		0- 0		CONFERENCE	0- 0		0- 0		0- 0	
0- 0	0- 0		0- 0		HOME	0- 0		0- 0		0- 0	
0- 0	0- 0		0- 0		AWAY	0- 0		0- 0		0- 0	
0- 0	0- 0		0- 0		NEUTRAL	0- 0		0- 0		0- 0	

RPI 1-25				RPI 26-50				RPI 51-100				RPI 101+ Team's RPI: 170			
RPI	S	Opponent	Score	RPI	S	Opponent	Score	RPI	S	Opponent	Score	RPI	S	Opponent	Score
16	H	Gonzaga	59 70					57	H	Southern Cal i forn i a	72 86	101	A	UC I rvi ne	55 57
								86	H	Mi ddl e Tenn.	62 66	152	H	Wright St.	52 68
												303	H	UC Santa Barbara	69 51
LAST 12 Division I GAMES:															
86	H	Mi ddl e Tenn.	62 66	303	H	UC Santa Barbara	69 51	16	H	Gonzaga	59 70	101	A	UC I rvi ne	55 57
57	H	Southern Cal i forn i a	72 86					152	H	Wright St.	52 68				

Non-Div I Games:

UNLV

Average RPI	Win:	343	WON-LOST	WINNING	LAST 10	STRENGTH OF	OPP. STRENGTH	TEAM	ADJ.	CONF.	ADJ CONF.
Average RPI	Loss:	217	RECORD	PCT. RANK	GAMES	SCHEDULE	OF SCHEDULE	RPI	RPI	RPI	RPI
DIV. I ONLY		1- 6		302	0- 1	332	270	333	333	30	30
DIV. I NON-CONF.		1- 6		302	0- 1	332	270	333	333	30	30

TOTALS	RPI 1-25		RPI 26-50		W-L RECORDS	RPI 51-100		RPI 101-150		RPI 150+	
1- 6	0- 0		0- 0		OVERALL	0- 1		0- 1		1- 4	
0- 0	0- 0		0- 0		HOME	0- 0		0- 0		0- 0	
1- 6	0- 0		0- 0		AWAY	0- 1		0- 1		1- 4	
0- 0	0- 0		0- 0		NEUTRAL	0- 0		0- 0		0- 0	
1- 6	0- 0		0- 0		NON-CONFERENCE	0- 1		0- 1		1- 4	
0- 0	0- 0		0- 0		HOME	0- 0		0- 0		0- 0	
1- 6	0- 0		0- 0		AWAY	0- 1		0- 1		1- 4	
0- 0	0- 0		0- 0		NEUTRAL	0- 0		0- 0		0- 0	
0- 0	0- 0		0- 0		CONFERENCE	0- 0		0- 0		0- 0	
0- 0	0- 0		0- 0		HOME	0- 0		0- 0		0- 0	
0- 0	0- 0		0- 0		AWAY	0- 0		0- 0		0- 0	
0- 0	0- 0		0- 0		NEUTRAL	0- 0		0- 0		0- 0	

RPI 1-25				RPI 26-50				RPI 51-100				RPI 101+				Team's RPI : 333	
RPI	S	Opponent	Score	RPI	S	Opponent	Score	RPI	S	Opponent	Score	RPI	S	Opponent	Score		
						</											

Non-Div I Games: Converse 69 51

USC Upstate

Average RPI	Win:	282	WON-LOST	WINNING	LAST 10	STRENGTH OF	OPP. STRENGTH	TEAM	ADJ.	CONF.	ADJ CONF.
Average RPI	Loss:	98	RECORD	PCT. RANK	GAMES	SCHEDULE	OF SCHEDULE	RPI	RPI	RPI	RPI
DIV. I ONLY		4- 2		101	1- 0	315	140	215	215	20	20
DIV. I NON-CONF.		4- 2		101	1- 0	315	140	215	215	20	20

TOTALS	RPI 1-25		RPI 26-50		W-L RECORDS	RPI 51-100		RPI 101-150		RPI 150+	
4- 2	0- 0		0- 0		OVERALL	0- 1		0- 1		4- 0	
2- 1	0- 0		0- 0		HOME	0- 1		0- 0		2- 0	
2- 1	0- 0		0- 0		AWAY	0- 0		0- 1		2- 0	
0- 0	0- 0		0- 0		NEUTRAL	0- 0		0- 0		0- 0	
4- 2	0- 0		0- 0		NON-CONFERENCE	0- 1		0- 1		4- 0	
2- 1	0- 0		0- 0		HOME	0- 1		0- 0		2- 0	
2- 1	0- 0		0- 0		AWAY	0- 0		0- 1		2- 0	
0- 0	0- 0		0- 0		NEUTRAL	0- 0		0- 0		0- 0	
0- 0	0- 0		0- 0		CONFERENCE	0- 0		0- 0		0- 0	
0- 0	0- 0		0- 0		HOME	0- 0		0- 0		0- 0	
0- 0	0- 0		0- 0		AWAY	0- 0		0- 0		0- 0	
0- 0	0- 0		0- 0		NEUTRAL	0- 0		0- 0		0- 0	

RPI 1-25				RPI 26-50				RPI 51-100				RPI 101+ Team's RPI: 215			
RPI	S	Opponent	Score	RPI	S	Opponent	Score	RPI	S	Opponent	Score	RPI	S	Opponent	Score
								78	H	Arkansas	65 66	117	A	Fresno St.	61 70
												224	A	San Francisco	80 73
												291	H	Grambling	78 54
												297	A	Incarnate Word	97 49
												314	H	Jackson St.	99 63
LAST 12 Division I GAMES:															
				297	A	Incarnate Word	97 49	224	A	San Francisco	80 73				
								117	A	Fresno St.	61 70				
								291	H	Grambling	78 54				
								78	H	Arkansas	65 66				
								314	H	Jackson St.	99 63				

Non-Div I Games:

UT Arlington

Average RPI Win:	193	WON-LOST	WINNING	LAST 10	STRENGTH OF	OPP. STRENGTH	TEAM	ADJ.	CONF.	ADJ CONF.
Average RPI Loss:	30	RECORD	PCT. RANK	GAMES	SCHEDULE	OF SCHEDULE	RPI	RPI	RPI	RPI
DIV. I ONLY	4- 3	131	0- 1	88	80	72	72	22	22	
DIV. I NON-CONF.	4- 3	131	0- 1	88	80	72	72	22	22	

TOTALS	RPI 1-25	RPI 26-50	W-L RECORDS	RPI 51-100	RPI 101-150	RPI 150+				
4- 3	0- 1	0- 1	OVERALL	0- 1	1- 0	3- 0				
3- 0	0- 0	0- 0	HOME	0- 0	0- 0	3- 0				
1- 3	0- 1	0- 1	AWAY	0- 1	1- 0	0- 0				
0- 0	0- 0	0- 0	NEUTRAL	0- 0	0- 0	0- 0				
4- 3	0- 1	0- 1	NON-CONFERENCE	0- 1	1- 0	3- 0				
3- 0	0- 0	0- 0	HOME	0- 0	0- 0	3- 0				
1- 3	0- 1	0- 1	AWAY	0- 1	1- 0	0- 0				
0- 0	0- 0	0- 0	NEUTRAL	0- 0	0- 0	0- 0				
0- 0	0- 0	0- 0	CONFERENCE	0- 0	0- 0	0- 0				
0- 0	0- 0	0- 0	HOME	0- 0	0- 0	0- 0				
0- 0	0- 0	0- 0	AWAY	0- 0	0- 0	0- 0				
0- 0	0- 0	0- 0	NEUTRAL	0- 0	0- 0	0- 0				

RPI 1-25				RPI 26-50				RPI 51-100 Team's RPI: 72				RPI 101+			
RPI	S	Opponent	Score	RPI	S	Opponent	Score	RPI	S	Opponent	Score	RPI	S	Opponent	Score
10	A	Louisville	62 102	28	A	IUPUI	72 73	52	A	Northwestern	64 90	106	A	Chattanooga	81 79
												196	H	Arkansas St.	97 91
												230	H	Southern Ill.	95 94
												239	H	Samford	89 68
LAST 12 Division I GAMES:															
106	A	Chattanooga	81 79	52	A	Northwestern	64 90	10	A	Louisville	62 102				
196	H	Arkansas St.	97 91												
28	A	IUPUI	72 73												
230	H	Southern Ill.	95 94												
239	H	Samford	89 68												

Non-Div I Games: Christian Bros. 108 82

UT Martin

U
T
E
P

UTEP				Through Games Of Dec. 5, 2018												
Average RPI Win:		298	WON-LOST RECORD		WINNING PCT. RANK		LAST 10 GAMES		STRENGTH OF SCHEDULE		OPP. STRENGTH OF SCHEDULE		TEAM RPI	ADJ. RPI	CONF. RPI	ADJ CONF. RPI
DIV. I ONLY			2- 6		265		0- 1		301		251		331	331	19	19
DIV. I NON-CONF.			2- 6		265		0- 1		301		251		331	331	19	19

TOTALS		RPI 1-25		RPI 26-50		W-L RECORDS		RPI 51-100		RPI 101-150		RPI 150+				
2- 6		0- 0		0- 0		OVERALL		0- 1		0- 2		2- 3				
2- 4		0- 0		0- 0		HOME		0- 0		0- 2		2- 2				
0- 2		0- 0		0- 0		AWAY		0- 1		0- 0		0- 1				
0- 0		0- 0		0- 0		NEUTRAL		0- 0		0- 0		0- 0				
2- 6		0- 0		0- 0		NON-CONFERENCE		0- 1		0- 2		2- 3				
2- 4		0- 0		0- 0		HOME		0- 0		0- 2		2- 2				
0- 2		0- 0		0- 0		AWAY		0- 1		0- 0		0- 1				
0- 0		0- 0		0- 0		NEUTRAL		0- 0		0- 0		0- 0				
0- 0		0- 0		0- 0		CONFERENCE		0- 0		0- 0		0- 0				
0- 0		0- 0		0- 0		HOME		0- 0		0- 0		0- 0				
0- 0		0- 0		0- 0		AWAY		0- 0		0- 0		0- 0				
0- 0		0- 0		0- 0		NEUTRAL		0- 0		0- 0		0- 0				

RPI 1-25				RPI 26-50				RPI 51-100				RPI 101+ Team's RPI: 331				
RPI	S	Opponent	Score	RPI	S	Opponent	Score	RPI	S	Opponent	Score	RPI	S	Opponent	Score	
								69	A	New Mexico	51 69	111	H	Abilene Christian	69 70	
												150	H	New Mexico St.	65 69	
												183	H	Nicholls St.	56 58	
												196	H	Arkansas St.	66 67	
												246	H	CSU Bakersfield	53 47	
												264	A	Weber St.	63 68	
												349	H	Alcorn	77 51	

Team's RPI: 331																

LAST 12 Division I GAMES:																
246 H CSU Bakersfield				53	47	69 A New Mexico				51	69	196 H Arkansas St.				
349 H Alcorn				77	51	264 A Weber St.				63	68	111 H Abilene Christian				
												183 H Nicholls St.				
												150 H New Mexico St.				

U
T
E
P

Non-Div I Games:

UTEP

Average RPI Win: 270
Average RPI Loss: 240

WON-LOST
RECORD

WINNING
PCT. RANK

LAST 10
GAMES

STRENGTH OF
SCHEDULE

OPP. STRENGTH
OF SCHEDULE

TEAM
RPI

ADJ.
RPI

CONF.
RPI

ADJ CONF.
RPI

DIV. I ONLY	4- 3	131	1- 0	337	235	273	273	29	29
DIV. I NON-CONF.	4- 3	131	1- 0	337	235	273	273	29	29
TOTALS	RPI 1-25	RPI 26-50	W-L RECORDS	RPI 51-100	RPI 101-150	RPI 150+			
4- 3	0- 0	0- 0	OVERALL	0- 0	0- 0	4- 3			
2- 1	0- 0	0- 0	HOME	0- 0	0- 0	2- 1			
2- 2	0- 0	0- 0	AWAY	0- 0	0- 0	2- 2			
0- 0	0- 0	0- 0	NEUTRAL	0- 0	0- 0	0- 0			
4- 3	0- 0	0- 0	NON-CONFERENCE	0- 0	0- 0	4- 3			
2- 1	0- 0	0- 0	HOME	0- 0	0- 0	2- 1			
2- 2	0- 0	0- 0	AWAY	0- 0	0- 0	2- 2			
0- 0	0- 0	0- 0	NEUTRAL	0- 0	0- 0	0- 0			
0- 0	0- 0	0- 0	CONFERENCE	0- 0	0- 0	0- 0			
0- 0	0- 0	0- 0	HOME	0- 0	0- 0	0- 0			
0- 0	0- 0	0- 0	AWAY	0- 0	0- 0	0- 0			
0- 0	0- 0	0- 0	NEUTRAL	0- 0	0- 0	0- 0			

RPI	S	Opponent	Score	RPI	S	Opponent	Score	RPI	S	Opponent	Score	RPI	S	Opponent	Score	Team's RPI: 273
161	H	Prairie View	57 50									161	A	Massachusetts	70 74	
262	A	UTSA	58 61									262	A	UTSA	58 61	
292	A	A&M-Corpus Christi	70 57									292	A	A&M-Corpus Christi	70 57	
292	H	A&M-Corpus Christi	49 59									292	H	A&M-Corpus Christi	49 59	
312	H	Louisiana	75 60									312	H	Louisiana	75 60	
316	A	Canisius	57 53									316	A	Canisius	57 53	
LAST 12 Division I GAMES:																
292	A	A&M-Corpus Christi	70 57	316	A	Canisius	57 53					262	A	UTSA	58 61	
312	H	Louisiana	75 60									292	H	A&M-Corpus Christi	49 59	
161	H	Prairie View	57 50													
166	A	Massachusetts	70 74													

Non-Div I Games: Texas Lutheran 82 38 UNKNOWN 74 43

UTRGV

Loss, Non-Conf, S Site, H Home A Away N Neutral

Average RPI Win:	269	WON-LOST	WINNING	LAST 10	STRENGTH OF	OPP. STRENGTH	TEAM	ADJ.	CONF.	ADJ CONF.
Average RPI Loss:	112	RECORD	PCT. RANK	GAMES	SCHEDULE	OF SCHEDULE	RPI	RPI	RPI	RPI
DIV. I ONLY	2- 6	265	0- 1	116	209	262	262	19	19	
DIV. I NON-CONF.	2- 6	265	0- 1	116	209	262	262	19	19	

TOTALS	RPI 1-25	RPI 26-50	W-L RECORDS	RPI 51-100	RPI 101-150	RPI 150+				
2- 6	0- 0	0- 2	OVERALL	0- 1	0- 1	2- 2				
2- 3	0- 0	0- 1	HOME	0- 1	0- 0	2- 1				
0- 2	0- 0	0- 1	AWAY	0- 0	0- 1	0- 0				
0- 1	0- 0	0- 0	NEUTRAL	0- 0	0- 0	0- 1				
2- 6	0- 0	0- 2	NON-CONFERENCE	0- 1	0- 1	2- 2				
2- 3	0- 0	0- 1	HOME	0- 1	0- 0	2- 1				
0- 2	0- 0	0- 1	AWAY	0- 0	0- 1	0- 0				
0- 1	0- 0	0- 0	NEUTRAL	0- 0	0- 0	0- 1				
0- 0	0- 0	0- 0	CONFERENCE	0- 0	0- 0	0- 0				
0- 0	0- 0	0- 0	HOME	0- 0	0- 0	0- 0				
0- 0	0- 0	0- 0	AWAY	0- 0	0- 0	0- 0				
0- 0	0- 0	0- 0	NEUTRAL	0- 0	0- 0	0- 0				

RPI 1-25				RPI 26-50				RPI 51-100				RPI 101+				Team's RPI: 262	
RPI	S	Opponent	Score	RPI	S	Opponent	Score	RPI	S	Opponent	Score	RPI	S	Opponent	Score		
				28	H	IUPUI	50 58	76	H	Utah St.	56 62	148	A	Seton Hall	53 84		
				38	A	Texas	54 98					175	H	Texas St.	60 68		
												209	N	UMBC	58 72		
												264	H	Weber St.	66 59		
												273	H	UTRGV	61 58		
LAST 12 Division I GAMES:																	
				28	H	IUPUI	50 58	76	H	Utah St.	56 62						
				175	H	Texas St.	60 68	38	A	Texas	54 98						
				273	H	UTRGV	61 58	264	H	Weber St.	66 59						
				148	A	Seton Hall	53 84										
				209	N	UMBC	58 72										

Non-Div I Games: Concordia (TX) 78 51

UTSA

Average RPI Win: 210
Average RPI Loss: 0

DIV. I ONLY	7- 0	1	1- 0	348	7	151	151	2	2
DIV. I NON-CONF.	7- 0	1	1- 0	348	7	151	151	2	2
TOTALS	RPI 1-25	RPI 26-50	W-L RECORDS	RPI 51-100	RPI 101-150	RPI 150+			
7- 0	0- 0	0- 0	OVERALL	0- 0	2- 0	5- 0			
5- 0	0- 0	0- 0	HOME	0- 0	2- 0	3- 0			
2- 0	0- 0	0- 0	AWAY	0- 0	0- 0	2- 0			
0- 0	0- 0	0- 0	NEUTRAL	0- 0	0- 0	0- 0			
7- 0	0- 0	0- 0	NON-CONFERENCE	0- 0	2- 0	5- 0			
5- 0	0- 0	0- 0	HOME	0- 0	2- 0	3- 0			
2- 0	0- 0	0- 0	AWAY	0- 0	0- 0	2- 0			
0- 0	0- 0	0- 0	NEUTRAL	0- 0	0- 0	0- 0			
0- 0	0- 0	0- 0	CONFERENCE	0- 0	0- 0	0- 0			
0- 0	0- 0	0- 0	HOME	0- 0	0- 0	0- 0			
0- 0	0- 0	0- 0	AWAY	0- 0	0- 0	0- 0			
0- 0	0- 0	0- 0	NEUTRAL	0- 0	0- 0	0- 0			

RPI 1-25				RPI 26-50				RPI 51-100				RPI 101+ Team's RPI: 151-200			
RPI	S	Opponent	Score	RPI	S	Opponent	Score	RPI	S	Opponent	Score	RPI	S	Opponent	Score
												110	H	Idaho St.	74 60
												112	H	Al abama	72 62
												202	A	Nevada	74 52
												247	H	Seattle U	89 62
												254	H	Utah Valley	85 47
												270	A	Eastern Wash.	95 51
												277	H	Long Beach St.	82 59
LAST 12 Division I GAMES:															
				254	H	Utah Valley	85 47	247	H	Seattle U	89 62				
								270	A	Eastern Wash.	95 51				
								110	H	Idaho St.	74 60				
								277	H	Long Beach St.	82 59				
								112	H	Al abama	72 62				
								202	A	Nevada	74 52				

Utah

Average RPI Win: 242		WON-LOST	WINNING	LAST 10	STRENGTH OF	OPP. STRENGTH	TEAM	ADJ.	CONF.	ADJ CONF.
Average RPI Loss: 48		RECORD	PCT. RANK	GAMES	SCHEDULE	OF SCHEDULE	RPI	RPI	RPI	RPI
DIV. I ONLY		2- 5	249	1- 0	13	151	76	76	8	8
DIV. I NON-CONF.		2- 5	249	1- 0	13	151	76	76	8	8

TOTALS		RPI 1-25		RPI 26-50	W-L RECORDS		RPI 51-100	RPI 101-150	RPI 150+	
2- 5		0- 2		0- 0	OVERALL		0- 2	0- 1	2- 0	
0- 2		0- 1		0- 0	HOME		0- 0	0- 1	0- 0	
2- 1		0- 0		0- 0	AWAY		0- 1	0- 0	2- 0	
0- 2		0- 1		0- 0	NEUTRAL		0- 1	0- 0	0- 0	
2- 5		0- 2		0- 0	NON-CONFERENCE		0- 2	0- 1	2- 0	
0- 2		0- 1		0- 0	HOME		0- 0	0- 1	0- 0	
2- 1		0- 0		0- 0	AWAY		0- 1	0- 0	2- 0	
0- 2		0- 1		0- 0	NEUTRAL		0- 1	0- 0	0- 0	
0- 0		0- 0		0- 0	CONFERENCE		0- 0	0- 0	0- 0	
0- 0		0- 0		0- 0	HOME		0- 0	0- 0	0- 0	
0- 0		0- 0		0- 0	AWAY		0- 0	0- 0	0- 0	
0- 0		0- 0		0- 0	NEUTRAL		0- 0	0- 0	0- 0	

RPI 1-25				RPI 26-50				RPI 51-100				RPI 101+			
RPI	S	Opponent	Score	RPI	S	Opponent	Score	RPI	S	Opponent	Score	RPI	S	Opponent	Score
5	H	Oregon	58 88					57	N	Southern Cal i forn i a	46 55	105	H	BYU	57 62
9	N	Col orado	68 78					66	A	Portl and	54 61	221	A	Washi ngton St.	72 61
												262	A	UTSA	62 56

Team's RPI : 76															
LAST 12 Division I GAMES:															
262	A	UTSA	62 56	66	A	Portl and	54 61	57	N	Southern Cal i forn i a	46 55	221	A	Washi ngton St.	72 61
9	N	Col orado	68 78	5	H	Oregon	58 88								
105	H	BYU	57 62												

Non-Div I Games: Northern N.M. 106 35

Utah St.

Average RPI Win: 303

Average RPI Loss: 126

WON-LOST
RECORDWINNING
PCT. RANKLAST 10
GAMESSTRENGTH OF
SCHEDULEOPP. STRENGTH
OF SCHEDULETEAM
RPIADJ.
RPICONF.
RPIADJ CONF.
RPIDIV. I ONLY
DIV. I NON-CONF.1- 4
1- 4289
2890- 1
0- 158
58312
312254
254254
25429
2929
29

TOTALS

RPI 1-25

RPI 26-50

W-L RECORDS

RPI 51-100

RPI 101-150

RPI 150+

1- 4

0- 0

0- 0

OVERALL

0- 1

0- 1

1- 2

1- 2

0- 0

0- 0

HOME

0- 1

0- 1

1- 0

0- 2

0- 0

0- 0

AWAY

0- 0

0- 0

0- 2

0- 0

0- 0

0- 0

NEUTRAL

0- 0

0- 0

0- 0

1- 4

0- 0

0- 0

NON-CONFERENCE

0- 1

0- 1

1- 2

1- 2

0- 0

0- 0

HOME

0- 1

0- 1

1- 0

0- 2

0- 0

0- 0

AWAY

0- 0

0- 0

0- 2

0- 0

0- 0

0- 0

NEUTRAL

0- 0

0- 0

0- 0

0- 0

0- 0

0- 0

CONFERENCE

0- 0

0- 0

0- 0

0- 0

0- 0

0- 0

HOME

0- 0

0- 0

0- 0

0- 0

0- 0

0- 0

AWAY

0- 0

0- 0

0- 0

0- 0

0- 0

0- 0

NEUTRAL

0- 0

0- 0

0- 0

RPI 1-25

RPI 26-50

RPI 51-100

RPI 101+

Team's RPI: 254

RPI S Opponent Score

RPI S Opponent Score

RPI S Opponent Score

RPI S Opponent Score

66 H Portland 60 65

105 H BYU 51 77

151 A Utah 47 85

180 A Southern Utah 59 60

303 H UC Santa Barbara 63 54

LAST 12 Division I GAMES:

180 A Southern Utah 59 60

151 A Utah 47 85

105 H BYU 51 77

66 H Portland 60 65

303 H UC Santa Barbara 63 54

Non-Div I Games:

Ottawa (AZ)

90 61

La Verne

86 79

Arizona Christian 76 68

Utah Valley

Loss, Non-Conf, S Site, H Home A Away N Neutral

Average RPI Win:	200	WON-LOST	WINNING	LAST 10	STRENGTH OF	OPP. STRENGTH	TEAM	ADJ.	CONF.	ADJ CONF.
Average RPI Loss:	27	RECORD	PCT. RANK	GAMES	SCHEDULE	OF SCHEDULE	RPI	RPI	RPI	RPI
DIV. I ONLY	6- 2	64	1- 0	91	175	45	45	15	15	
DIV. I NON-CONF.	6- 2	64	1- 0	91	175	45	45	15	15	
<hr/>										
TOTALS	RPI 1-25	RPI 26-50	W-L RECORDS	RPI 51-100	RPI 101-150	RPI 150+				
6- 2	0- 0	0- 2	OVERALL	1- 0	0- 0	5- 0				
3- 0	0- 0	0- 0	HOME	1- 0	0- 0	2- 0				
2- 1	0- 0	0- 1	AWAY	0- 0	0- 0	2- 0				
1- 1	0- 0	0- 1	NEUTRAL	0- 0	0- 0	1- 0				
6- 2	0- 0	0- 2	NON-CONFERENCE	1- 0	0- 0	5- 0				
3- 0	0- 0	0- 0	HOME	1- 0	0- 0	2- 0				
2- 1	0- 0	0- 1	AWAY	0- 0	0- 0	2- 0				
1- 1	0- 0	0- 1	NEUTRAL	0- 0	0- 0	1- 0				
0- 0	0- 0	0- 0	CONFERENCE	0- 0	0- 0	0- 0				
0- 0	0- 0	0- 0	HOME	0- 0	0- 0	0- 0				
0- 0	0- 0	0- 0	AWAY	0- 0	0- 0	0- 0				
0- 0	0- 0	0- 0	NEUTRAL	0- 0	0- 0	0- 0				

RPI	S	Opponent	Score	RPI	S	Opponent	Score	RPI	S	Opponent	Score	RPI	S	Opponent	Score
26	A	North Carolina	47 59	28	N	IUPUI	61 63	64	H	Wake Forest	53 40	162	A	Georgetown	47 45
												173	H	UNCW	58 47
												189	A	William & Mary	72 55
												264	N	Weber St.	64 36
												350	H	Longwood	84 55
<hr/>															
LAST 12 Division I GAMES:															
162	A	Georgetown	47 45	350	H	Longwood	84 55	173	H	UNCW	58 47	189	A	William & Mary	72 55
28	N	IUPUI	61 63												
264	N	Weber St.	64 36												
64	H	Wake Forest	53 40												
26	A	North Carolina	47 59												

Non-Div I Games:

VCU

Average RPI Win:	266	WON-LOST	WINNING	LAST 10	STRENGTH OF	OPP. STRENGTH	TEAM	ADJ.	CONF.	ADJ CONF.
Average RPI Loss:	153	RECORD	PCT. RANK	GAMES	SCHEDULE	OF SCHEDULE	RPI	RPI	RPI	RPI
DIV. I ONLY	3- 5	217	1- 0	273	190	261	261	16	16	
DIV. I NON-CONF.	3- 5	217	1- 0	273	190	261	261	16	16	

TOTALS	RPI 1-25	RPI 26-50	W-L RECORDS	RPI 51-100	RPI 101-150	RPI 150+				
3- 5	0- 0	0- 0	OVERALL	0- 1	0- 2	3- 2				
1- 2	0- 0	0- 0	HOME	0- 1	0- 1	1- 0				
1- 3	0- 0	0- 0	AWAY	0- 0	0- 1	1- 2				
1- 0	0- 0	0- 0	NEUTRAL	0- 0	0- 0	1- 0				
3- 5	0- 0	0- 0	NON-CONFERENCE	0- 1	0- 2	3- 2				
1- 2	0- 0	0- 0	HOME	0- 1	0- 1	1- 0				
1- 3	0- 0	0- 0	AWAY	0- 0	0- 1	1- 2				
1- 0	0- 0	0- 0	NEUTRAL	0- 0	0- 0	1- 0				
0- 0	0- 0	0- 0	CONFERENCE	0- 0	0- 0	0- 0				
0- 0	0- 0	0- 0	HOME	0- 0	0- 0	0- 0				
0- 0	0- 0	0- 0	AWAY	0- 0	0- 0	0- 0				
0- 0	0- 0	0- 0	NEUTRAL	0- 0	0- 0	0- 0				

RPI 1-25				RPI 26-50				RPI 51-100				RPI 101+ Team's RPI: 261					
RPI	S	Opponent	Score	RPI	S	Opponent	Score	RPI	S	Opponent	Score	RPI	S	Opponent	Score		
								90	H	Tol edo	59	65	132	A	Illinois	54	73
													143	H	North Dakota	56	62
													197	A	UIC	65	75
													203	A	Morehead St.	62	68
													228	N	St. Francis Brooklyn	78	76
													249	H	Eastern Ill.	62	60
													321	A	Chi cago St.	76	70
LAST 12 Division I GAMES:																	
203	A	Morehead St.	62	68	249	H	Eastern Ill.	62	60	321	A	Chi cago St.	76	70			
132	A	Illinois	54	73	90	H	Tol edo	59	65	228	N	St. Francis Brooklyn	78	76			
143	H	North Dakota	56	62													
197	A	UIC	65	75													

Non-Div I Games:

Valparaiso

Average RPI	Win: 315	WON-LOST	WINNING	LAST 10	STRENGTH OF	OPP. STRENGTH	TEAM	ADJ.	CONF.	ADJ CONF.
Average RPI	Loss: 72	RECORD	PCT. RANK	GAMES	SCHEDULE	OF SCHEDULE	RPI	RPI	RPI	RPI
DIV. I ONLY	3- 5	217	0- 1	66	214	186	186	7	7	
DIV. I NON-CONF.	3- 5	217	0- 1	66	214	186	186	7	7	

TOTALS	RPI 1-25	RPI 26-50	W-L RECORDS	RPI 51-100	RPI 101-150	RPI 150+				
3- 5	0- 2	0- 0	OVERALL	0- 1	0- 2	3- 0				
3- 1	0- 0	0- 0	HOME	0- 0	0- 1	3- 0				
0- 3	0- 1	0- 0	AWAY	0- 1	0- 1	0- 0				
0- 1	0- 1	0- 0	NEUTRAL	0- 0	0- 0	0- 0				
3- 5	0- 2	0- 0	NON-CONFERENCE	0- 1	0- 2	3- 0				
3- 1	0- 0	0- 0	HOME	0- 0	0- 1	3- 0				
0- 3	0- 1	0- 0	AWAY	0- 1	0- 1	0- 0				
0- 1	0- 1	0- 0	NEUTRAL	0- 0	0- 0	0- 0				
0- 0	0- 0	0- 0	CONFERENCE	0- 0	0- 0	0- 0				
0- 0	0- 0	0- 0	HOME	0- 0	0- 0	0- 0				
0- 0	0- 0	0- 0	AWAY	0- 0	0- 0	0- 0				
0- 0	0- 0	0- 0	NEUTRAL	0- 0	0- 0	0- 0				

RPI 1-25				RPI 26-50				RPI 51-100				RPI 101+				Team's RPI: 186
RPI	S	Opponent	Score	RPI	S	Opponent	Score	RPI	S	Opponent	Score	RPI	S	Opponent	Score	
3	N	UConn	42 80					86	A	Mi ddle Tenn.	58 65	131	A	Kansas St.	61 72	
4	A	NC State	54 74									136	H	North Ala.	71 74	
												290	H	Tennessee St.	89 63	
												309	H	Presbyter ian	78 43	
												346	H	Austin Peay	99 70	

LAST 12 Divisi on I GAMES:																
131	A	Kansas St.	61 72	290	H	Tennessee St.	89 63	3	N	UConn	42 80					
309	H	Presbyter ian	78 43	4	A	NC State	54 74	4	A	NC State	54 74					
				346	H	Austin Peay	99 70	346	H	Austin Peay	99 70					
				86	A	Mi ddle Tenn.	58 65	86	A	Mi ddle Tenn.	58 65					
				136	H	North Ala.	71 74	136	H	North Ala.	71 74					

Non-Di v I Games:

Vanderbi l t

Average RPI Win:	314	WON-LOST RECORD	WINNING PCT. RANK	LAST 10 GAMES	STRENGTH OF SCHEDULE	OPP. STRENGTH OF SCHEDULE	TEAM RPI	ADJ. RPI	CONF. RPI	ADJ CONF. RPI
Average RPI Loss:	143									
DIV. I ONLY	3- 4	188	0- 1	221	274	275	275	23	23	
DIV. I NON-CONF.	3- 4	188	0- 1	221	274	275	275	23	23	

TOTALS	RPI 1-25	RPI 26-50	W-L RECORDS	RPI 51-100	RPI 101-150	RPI 150+				
3- 4	0- 0	0- 0	OVERALL	0- 1	0- 2	3- 1				
2- 4	0- 0	0- 0	HOME	0- 1	0- 2	2- 1				
1- 0	0- 0	0- 0	AWAY	0- 0	0- 0	1- 0				
0- 0	0- 0	0- 0	NEUTRAL	0- 0	0- 0	0- 0				
3- 4	0- 0	0- 0	NON-CONFERENCE	0- 1	0- 2	3- 1				
2- 4	0- 0	0- 0	HOME	0- 1	0- 2	2- 1				
1- 0	0- 0	0- 0	AWAY	0- 0	0- 0	1- 0				
0- 0	0- 0	0- 0	NEUTRAL	0- 0	0- 0	0- 0				
0- 0	0- 0	0- 0	CONFERENCE	0- 0	0- 0	0- 0				
0- 0	0- 0	0- 0	HOME	0- 0	0- 0	0- 0				
0- 0	0- 0	0- 0	AWAY	0- 0	0- 0	0- 0				
0- 0	0- 0	0- 0	NEUTRAL	0- 0	0- 0	0- 0				

RPI 1-25				RPI 26-50				RPI 51-100				RPI 101+				Team's RPI : 275	
RPI	S	Opponent	Score	RPI	S	Opponent	Score	RPI	S	Opponent	Score	RPI	S	Opponent	Score		
								83	H	Rhode Island	58 61	113	H	Drexel	44 60		
												134	H	Holy Cross	40 65		
												240	H	Dartmouth	42 66		
												286	H	Rider	54 49		
												313	H	Wagner	56 54		
												344	A	NJIT	71 63		
LAST 12 Division I GAMES:																	
				113	H	Drexel	44 60	286	H	Rider	54 49						
				344	A	NJIT	71 63										
				134	H	Holy Cross	40 65										
				313	H	Wagner	56 54										
				83	H	Rhode Island	58 61										
				240	H	Dartmouth	42 66										

Non-Div I Games: Norwich 78 28

Vermont

Average RPI	Win: 227	WON-LOST	WINNING	LAST 10	STRENGTH OF	OPP. STRENGTH	TEAM	ADJ.	CONF.	ADJ CONF.
Average RPI	Loss: 47	RECORD	PCT. RANK	GAMES	SCHEDULE	OF SCHEDULE	RPI	RPI	RPI	RPI
DIV. I ONLY	5- 2	80	1- 0	119	161	70	70	4	4	
DIV. I NON-CONF.	5- 2	80	1- 0	119	161	70	70	4	4	

TOTALS	RPI 1-25	RPI 26-50	W-L RECORDS	RPI 51-100	RPI 101-150	RPI 150+				
5- 2	0- 0	0- 1	OVERALL	0- 1	1- 0	4- 0				
3- 0	0- 0	0- 0	HOME	0- 0	0- 0	3- 0				
2- 1	0- 0	0- 1	AWAY	0- 0	1- 0	1- 0				
0- 1	0- 0	0- 0	NEUTRAL	0- 1	0- 0	0- 0				
5- 2	0- 0	0- 1	NON-CONFERENCE	0- 1	1- 0	4- 0				
3- 0	0- 0	0- 0	HOME	0- 0	0- 0	3- 0				
2- 1	0- 0	0- 1	AWAY	0- 0	1- 0	1- 0				
0- 1	0- 0	0- 0	NEUTRAL	0- 1	0- 0	0- 0				
0- 0	0- 0	0- 0	CONFERENCE	0- 0	0- 0	0- 0				
0- 0	0- 0	0- 0	HOME	0- 0	0- 0	0- 0				
0- 0	0- 0	0- 0	AWAY	0- 0	0- 0	0- 0				
0- 0	0- 0	0- 0	NEUTRAL	0- 0	0- 0	0- 0				

RPI 1-25				RPI 26-50				RPI 51-100				Team's RPI: 70				RPI 101+			
RPI	S	Opponent	Score	RPI	S	Opponent	Score	RPI	S	Opponent	Score	RPI	S	Opponent	Score	RPI	S	Opponent	Score
				42	A	UCF	56 71					51	N	Virginia Tech	59 61	144	A	Lehigh	70 48
																169	H	Hartford	59 41
																206	H	Princeton	67 46
																305	H	La Salle	81 68
																310	A	Saint Joseph's	47 35
LAST 12 Division I GAMES:																			
				144	A	Lehigh	70 48					310	A	Saint Joseph's	47 35				
				169	H	Hartford	59 41					206	H	Princeton	67 46				
												42	A	UCF	56 71				
												51	N	Virginia Tech	59 61				
												305	H	La Salle	81 68				

Non-Div I Games:

Villanova

Average RPI Win:	185	WON-LOST	WINNING	LAST 10	STRENGTH OF	OPP. STRENGTH	TEAM	ADJ.	CONF.	ADJ CONF.
Average RPI Loss:	77	RECORD	PCT. RANK	GAMES	SCHEDULE	OF SCHEDULE	RPI	RPI	RPI	RPI
DIV. I ONLY	4- 5	182	1- 0	37	154	133	133	1	1	
DIV. I NON-CONF.	4- 5	182	1- 0	37	154	133	133	1	1	

TOTALS	RPI 1-25	RPI 26-50	W-L RECORDS	RPI 51-100	RPI 101-150	RPI 150+				
4- 5	0- 1	1- 2	OVERALL	0- 1	1- 0	2- 1				
3- 3	0- 0	0- 2	HOME	0- 0	1- 0	2- 1				
1- 2	0- 1	1- 0	AWAY	0- 1	0- 0	0- 0				
0- 0	0- 0	0- 0	NEUTRAL	0- 0	0- 0	0- 0				
4- 5	0- 1	1- 2	NON-CONFERENCE	0- 1	1- 0	2- 1				
3- 3	0- 0	0- 2	HOME	0- 0	1- 0	2- 1				
1- 2	0- 1	1- 0	AWAY	0- 1	0- 0	0- 0				
0- 0	0- 0	0- 0	NEUTRAL	0- 0	0- 0	0- 0				
0- 0	0- 0	0- 0	CONFERENCE	0- 0	0- 0	0- 0				
0- 0	0- 0	0- 0	HOME	0- 0	0- 0	0- 0				
0- 0	0- 0	0- 0	AWAY	0- 0	0- 0	0- 0				
0- 0	0- 0	0- 0	NEUTRAL	0- 0	0- 0	0- 0				

RPI	S	Opponent	Score	RPI	S	Opponent	Score	RPI	S	Opponent	Score	RPI	S	Opponent	Score	Team's RPI: 133
19	A	Kentucky	51 63	29	A	Old Dominion	73 67	84	A	Michigan St.	66 91	121	H	American	57 54	
				44	H	Central Mich.	61 74					188	H	Saint Louis	65 67	
				48	H	Mississippi St.	44 72					288	H	N.C. A&T	67 57	
												300	H	Coppin St.	55 41	
LAST 12 Division I GAMES:																
121	H	American	57 54	44	H	Central Mich.	61 74	288	H	N.C. A&T	67 57					
300	H	Coppin St.	55 41	29	A	Old Dominion	73 67	19	A	Kentucky	51 63					
84	A	Michigan St.	66 91	48	H	Mississippi St.	44 72									
188	H	Saint Louis	65 67													

Non-Div I Games:

Virginia

Average RPI Win: 199

Average RPI Loss: 0

WON-LOST
RECORDWINNING
PCT. RANKLAST 10
GAMESSTRENGTH OF
SCHEDULEOPP. STRENGTH
OF SCHEDULETEAM
RPIADJ.
RPICONF.
RPIADJ CONF.
RPIDIV. I ONLY
DIV. I NON-CONF.9- 0
9- 01
11- 0
1- 0247
247132
13251
5151
511
11
1

TOTALS

RPI 1-25

RPI 26-50

W-L RECORDS

RPI 51-100

RPI 101-150

RPI 150+

9- 0

0- 0

0- 0

OVERALL

1- 0

3- 0

5- 0

6- 0

0- 0

0- 0

HOME

0- 0

3- 0

3- 0

1- 0

0- 0

0- 0

AWAY

0- 0

0- 0

1- 0

2- 0

0- 0

0- 0

NEUTRAL

1- 0

0- 0

1- 0

9- 0

0- 0

0- 0

NON-CONFERENCE

1- 0

3- 0

5- 0

6- 0

0- 0

0- 0

HOME

0- 0

3- 0

3- 0

1- 0

0- 0

0- 0

AWAY

0- 0

0- 0

1- 0

2- 0

0- 0

0- 0

NEUTRAL

1- 0

0- 0

1- 0

0- 0

0- 0

0- 0

CONFERENCE

0- 0

0- 0

0- 0

0- 0

0- 0

0- 0

HOME

0- 0

0- 0

0- 0

0- 0

0- 0

0- 0

AWAY

0- 0

0- 0

0- 0

0- 0

0- 0

0- 0

NEUTRAL

0- 0

0- 0

0- 0

RPI 1-25

RPI 26-50

RPI 51-100

Team's RPI: 51

RPI 101+

RPI S Opponent Score

RPI S Opponent Score

RPI S Opponent Score

RPI S Opponent Score

70 N Villanova 61 59

106 H Chattanooga 74 59

116 H Rutgers 67 51

141 H Monmouth 82 49

156 H Radford 55 44

278 H Ga. Southern 78 49

283 A Liberty 72 61

304 N Richmond 85 57

333 H USC Upstate 96 45

LAST 12 Division I GAMES:

116 H Rutgers 67 51
 304 N Richmond 85 57
 70 N Villanova 61 59
 106 H Chattanooga 74 59
 141 H Monmouth 82 49
 283 A Liberty 72 61

156 H Radford 55 44
 278 H Ga. Southern 78 49
 333 H USC Upstate 96 45

Non-Div I Games:

Virginia Tech

Average RPI Win: 350
Average RPI Loss: 219

WON-LOST
RECORD

WINNING
PCT. RANK

LAST 10
GAMES

STRENGTH OF
SCHEDULE

OPP. STRENGTH
OF SCHEDULE

TEAM
RPI

ADJ.
RPI

CONF.
RPI

ADJ CONF.
RPI

DIV. I ONLY	1- 7	315	0- 1	231	340	313	313	31	31
DIV. I NON-CONF.	1- 7	315	0- 1	231	340	313	313	31	31
<hr/>									
TOTALS	RPI 1-25	RPI 26-50	W-L RECORDS	RPI 51-100	RPI 101-150	RPI 150+			
1- 7	0- 0	0- 0	OVERALL	0- 0	0- 2	1- 5			
0- 2	0- 0	0- 0	HOME	0- 0	0- 0	0- 2			
1- 4	0- 0	0- 0	AWAY	0- 0	0- 2	1- 2			
0- 1	0- 0	0- 0	NEUTRAL	0- 0	0- 0	0- 1			
1- 7	0- 0	0- 0	NON-CONFERENCE	0- 0	0- 2	1- 5			
0- 2	0- 0	0- 0	HOME	0- 0	0- 0	0- 2			
1- 4	0- 0	0- 0	AWAY	0- 0	0- 2	1- 2			
0- 1	0- 0	0- 0	NEUTRAL	0- 0	0- 0	0- 1			
0- 0	0- 0	0- 0	CONFERENCE	0- 0	0- 0	0- 0			
0- 0	0- 0	0- 0	HOME	0- 0	0- 0	0- 0			
0- 0	0- 0	0- 0	AWAY	0- 0	0- 0	0- 0			
0- 0	0- 0	0- 0	NEUTRAL	0- 0	0- 0	0- 0			

RPI 1-25				RPI 26-50				RPI 51-100				RPI 101+				Team's RPI: 313	
RPI	S	Opponent	Score	RPI	S	Opponent	Score	RPI	S	Opponent	Score	RPI	S	Opponent	Score		
												139	A	Fordham	59	80	
												148	A	Seton Hall	40	95	
												154	H	Yale	41	74	
												250	A	Saint Peter's	57	69	
												253	N	Siena	71	74	
												275	A	Vermont	54	56	
												315	H	Lafayette	43	66	
												350	A	Longwood	86	60	
<hr/>																	
LAST 12 Division I GAMES:																	
315	H	Lafayette	43	66	253	N	Siena	71	74	250	A	Saint Peter's	57	69			
350	A	Longwood	86	60	154	H	Yale	41	74	275	A	Vermont	54	56			
139	A	Fordham	59	80													
148	A	Seton Hall	40	95													

Non-Div I Games:

Wagner

Average RPI	Win: 173	WON-LOST	WINNING	LAST 10	STRENGTH OF	OPP. STRENGTH	TEAM	ADJ.	CONF.	ADJ CONF.
Average RPI	Loss: 61	RECORD	PCT. RANK	GAMES	SCHEDULE	OF SCHEDULE	RPI	RPI	RPI	RPI
DIV. I ONLY	5- 4	144	1- 0	21	176	64	64	1	1	
DIV. I NON-CONF.	5- 4	144	1- 0	21	176	64	64	1	1	

TOTALS	RPI 1-25	RPI 26-50	W-L RECORDS	RPI 51-100	RPI 101-150	RPI 150+				
5- 4	0- 1	0- 2	OVERALL	2- 0	0- 1	3- 0				
4- 2	0- 1	0- 1	HOME	1- 0	0- 0	3- 0				
1- 2	0- 0	0- 1	AWAY	1- 0	0- 1	0- 0				
0- 0	0- 0	0- 0	NEUTRAL	0- 0	0- 0	0- 0				
5- 4	0- 1	0- 2	NON-CONFERENCE	2- 0	0- 1	3- 0				
4- 2	0- 1	0- 1	HOME	1- 0	0- 0	3- 0				
1- 2	0- 0	0- 1	AWAY	1- 0	0- 1	0- 0				
0- 0	0- 0	0- 0	NEUTRAL	0- 0	0- 0	0- 0				
0- 0	0- 0	0- 0	CONFERENCE	0- 0	0- 0	0- 0				
0- 0	0- 0	0- 0	HOME	0- 0	0- 0	0- 0				
0- 0	0- 0	0- 0	AWAY	0- 0	0- 0	0- 0				
0- 0	0- 0	0- 0	NEUTRAL	0- 0	0- 0	0- 0				

RPI	S	Opponent	Score	RPI	S	Opponent	Score	RPI	S	Opponent	Score	RPI	S	Opponent	Score
15	H	Indiana	73 87	36	H	Xavier	50 62	62	A	Charlotte	69 43	149	A	East Carolina	61 70
				45	A	VCU	40 53	89	H	St. John's (NY)	64 59	192	H	Mercer	69 54
												218	H	Towson	60 53
												304	H	Richmond	62 48

LAST 12 Division I GAMES:															
62	A	Charlotte	69 43	15	H	Indiana	73 87	149	A	East Carolina	61 70	36	H	Xavier	50 62
89	H	St. John's (NY)	64 59	45	A	VCU	40 53	89	H	St. John's (NY)	64 59	192	H	Mercer	69 54
218	H	Towson	60 53	304	H	Richmond	62 48								

Non-Div I Games:

Wake Forest

Average RPI	Win: 148	WON-LOST	WINNING	LAST 10	STRENGTH OF	OPP. STRENGTH	TEAM	ADJ.	CONF.	ADJ CONF.
Average RPI	Loss: 60	RECORD	PCT. RANK	GAMES	SCHEDULE	OF SCHEDULE	RPI	RPI	RPI	RPI
DIV. I ONLY	6- 3	101	0- 1	97	40	63	63	2	2	
DIV. I NON-CONF.	6- 3	101	0- 1	97	40	63	63	2	2	

TOTALS	RPI 1-25	RPI 26-50	W-L RECORDS	RPI 51-100	RPI 101-150	RPI 150+				
6- 3	1- 2	0- 0	OVERALL	0- 0	2- 1	3- 0				
4- 0	0- 0	0- 0	HOME	0- 0	2- 0	2- 0				
1- 1	0- 1	0- 0	AWAY	0- 0	0- 0	1- 0				
1- 2	1- 1	0- 0	NEUTRAL	0- 0	0- 1	0- 0				
6- 3	1- 2	0- 0	NON-CONFERENCE	0- 0	2- 1	3- 0				
4- 0	0- 0	0- 0	HOME	0- 0	2- 0	2- 0				
1- 1	0- 1	0- 0	AWAY	0- 0	0- 0	1- 0				
1- 2	1- 1	0- 0	NEUTRAL	0- 0	0- 1	0- 0				
0- 0	0- 0	0- 0	CONFERENCE	0- 0	0- 0	0- 0				
0- 0	0- 0	0- 0	HOME	0- 0	0- 0	0- 0				
0- 0	0- 0	0- 0	AWAY	0- 0	0- 0	0- 0				
0- 0	0- 0	0- 0	NEUTRAL	0- 0	0- 0	0- 0				

RPI 1-25				RPI 26-50				RPI 51-100 Team's RPI: 63				RPI 101+			
RPI	S	Opponent	Score	RPI	S	Opponent	Score	RPI	S	Opponent	Score	RPI	S	Opponent	Score
18	N	Michigan	73 80									107	H	Ohio St.	69 59
22	A	Tulane	51 63									138	H	Northern Ariz.	81 59
24	N	Duke	71 64									139	N	Fordham	57 65
												159	H	George Mason	81 52
												210	H	Cal St. Fullerton	83 74
												247	A	Seattle U	69 58

LAST 12 Division I GAMES:															
18	N	Michigan	73 80	24	N	Duke	71 64								
139	N	Fordham	57 65	22	A	Tulane	51 63								
107	H	Ohio St.	69 59	138	H	Northern Ariz.	81 59								
159	H	George Mason	81 52	210	H	Cal St. Fullerton	83 74								
247	A	Seattle U	69 58												

Non-Div I Games:

Washington

Average RPI	Win:	165	WON-LOST	WINNING	LAST 10	STRENGTH OF	OPP. STRENGTH	TEAM	ADJ.	CONF.	ADJ CONF.
Average RPI	Loss:	92	RECORD	PCT. RANK	GAMES	SCHEDULE	OF SCHEDULE	RPI	RPI	RPI	RPI
DIV. I ONLY		4- 4		155	1- 0	215	43	221	221	2	2
DIV. I NON-CONF.		4- 4		155	1- 0	215	43	221	221	2	2
<hr/>											
TOTALS	RPI 1-25		RPI 26-50		W-L RECORDS	RPI 51-100		RPI 101-150		RPI 150+	
4- 4	0- 0		0- 1		OVERALL	1- 1		1- 2		2- 0	
3- 3	0- 0		0- 1		HOME	1- 1		1- 1		1- 0	
0- 1	0- 0		0- 0		AWAY	0- 0		0- 1		0- 0	
1- 0	0- 0		0- 0		NEUTRAL	0- 0		0- 0		1- 0	
4- 4	0- 0		0- 1		NON-CONFERENCE	1- 1		1- 2		2- 0	
3- 3	0- 0		0- 1		HOME	1- 1		1- 1		1- 0	
0- 1	0- 0		0- 0		AWAY	0- 0		0- 1		0- 0	
1- 0	0- 0		0- 0		NEUTRAL	0- 0		0- 0		1- 0	
0- 0	0- 0		0- 0		CONFERENCE	0- 0		0- 0		0- 0	
0- 0	0- 0		0- 0		HOME	0- 0		0- 0		0- 0	
0- 0	0- 0		0- 0		AWAY	0- 0		0- 0		0- 0	
0- 0	0- 0		0- 0		NEUTRAL	0- 0		0- 0		0- 0	

RPI 1-25				RPI 26-50				RPI 51-100				RPI 101+				Team's RPI: 221
RPI	S	Opponent	Score	RPI	S	Opponent	Score	RPI	S	Opponent	Score	RPI	S	Opponent	Score	
				46	H	Saint Mary's (CA)	64 70	65	H	Boise St.	95 71	123	A	CSUN	52 65	
								76	H	Utah St.	61 72	124	H	UC Davis	62 75	
												126	H	Nebraska	87 84	
												224	H	San Francisco	91 61	
												245	N	Jacksonville St.	64 51	
<hr/>																
LAST 12 Division I GAMES:																
				224	H	San Francisco	91 61	245	N	Jacksonville St.	64 51					
				123	A	CSUN	52 65	65	H	Boise St.	95 71					
				124	H	UC Davis	62 75									
				126	H	Nebraska	87 84									
				46	H	Saint Mary's (CA)	64 70									
				76	H	Utah St.	61 72									

Non-Div I Games:

Washington St.

Average RPI Win: 314

Average RPI Loss: 119

WON-LOST
RECORDWINNING
PCT. RANKLAST 10
GAMESSTRENGTH OF
SCHEDULEOPP. STRENGTH
OF SCHEDULETEAM
RPIADJ.
RPICONF.
RPIADJ CONF.
RPIDIV. I ONLY
DIV. I NON-CONF.2- 4
2- 4234
2340- 0
0- 0255
255179
179264
264264
26410
1010
10

TOTALS

RPI 1-25

RPI 26-50

W-L RECORDS

RPI 51-100

RPI 101-150

RPI 150+

2- 4

0- 0

0- 1

OVERALL

0- 1

0- 1

2- 1

1- 1

0- 0

0- 0

HOME

0- 1

0- 0

1- 0

1- 2

0- 0

0- 0

AWAY

0- 0

0- 1

1- 1

0- 1

0- 0

0- 1

NEUTRAL

0- 0

0- 0

0- 0

2- 4

0- 0

0- 1

NON-CONFERENCE

0- 1

0- 1

2- 1

1- 1

0- 0

0- 0

HOME

0- 1

0- 0

1- 0

1- 2

0- 0

0- 0

AWAY

0- 0

0- 1

1- 1

0- 1

0- 0

0- 1

NEUTRAL

0- 0

0- 0

0- 0

0- 0

0- 0

0- 0

CONFERENCE

0- 0

0- 0

0- 0

0- 0

0- 0

0- 0

HOME

0- 0

0- 0

0- 0

0- 0

0- 0

0- 0

AWAY

0- 0

0- 0

0- 0

0- 0

0- 0

0- 0

NEUTRAL

0- 0

0- 0

0- 0

RPI 1-25

RPI 26-50

RPI 51-100

RPI 101+

Team's RPI: 264

RPI S Opponent Score

RPI S Opponent Score

RPI S Opponent Score

RPI S Opponent Score

45 N VCU 36 64

66 H Portland 73 89

102 A Pepperdi ne 47 68

262 A UTSA 59 66

297 A Incarnate Word 72 64

331 H UTEP 68 63

LAST 12 Division I GAMES:

102 A Pepperdi ne 47 68

331 H UTEP 68 63

262 A UTSA 59 66

45 N VCU 36 64

297 A Incarnate Word 72 64

66 H Portland 73 89

Weber St.

Weber St.

Non-Div I Games:

La Verne

105 43

Weber St.

Average RPI Win: 300

Average RPI Loss: 56

WON-LOST
RECORDWINNING
PCT. RANKLAST 10
GAMESSTRENGTH OF
SCHEDULEOPP. STRENGTH
OF SCHEDULETEAM
RPIADJ.
RPICONF.
RPIADJ CONF.
RPIDIV. I ONLY
DIV. I NON-CONF.4- 2
4- 2101
1011- 0
1- 0338
338108
108279
279279
2795
55
5

TOTALS

RPI 1-25

RPI 26-50

W-L RECORDS

RPI 51-100

RPI 101-150

RPI 150+

4- 2
3- 1
0- 0
1- 10- 0
0- 0
0- 0
0- 00- 1
0- 0
0- 0
0- 1OVERALL
HOME
AWAY
NEUTRAL0- 1
0- 1
0- 0
0- 00- 0
0- 0
0- 0
0- 04- 0
3- 0
0- 0
1- 04- 2
3- 1
0- 0
1- 10- 0
0- 0
0- 0
0- 00- 1
0- 0
0- 0
0- 1NON-CONFERENCE
HOME
AWAY
NEUTRAL0- 1
0- 1
0- 0
0- 00- 0
0- 0
0- 0
0- 04- 0
3- 0
0- 0
1- 00- 0
0- 0
0- 0
0- 00- 0
0- 0
0- 0
0- 00- 0
0- 0
0- 0
0- 0CONFERENCE
HOME
AWAY
NEUTRAL0- 0
0- 0
0- 0
0- 00- 0
0- 0
0- 0
0- 00- 0
0- 0
0- 0
0- 0

RPI 1-25

RPI S Opponent Score

RPI 26-50

RPI S Opponent Score
41 N Iowa 81 84

RPI 51-100

RPI S Opponent Score
71 H Missouri 51 68

RPI 101+

Team's RPI: 279

RPI S Opponent Score
271 N Eastern Ky. 81 39
285 H Bryant 94 48
300 H Coppin St. 78 37
344 H NJIT 95 50

LAST 12 Division I GAMES:

271 N Eastern Ky. 81 39
71 H Missouri 51 68
41 N Iowa 81 84
285 H Bryant 94 48
344 H NJIT 95 50
300 H Coppin St. 78 37

West Virginia

Average RPI Win: 333

Average RPI Loss: 191

WON-LOST
RECORDWINNING
PCT. RANKLAST 10
GAMESSTRENGTH OF
SCHEDULEOPP. STRENGTH
OF SCHEDULETEAM
RPIADJ.
RPICONF.
RPIADJ CONF.
RPIDIV. I ONLY
DIV. I NON-CONF.1- 8
1- 8322
3221- 0
1- 0210
210339
339325
325325
32527
2727
27

TOTALS

RPI 1-25

RPI 26-50

W-L RECORDS

RPI 51-100

RPI 101-150

RPI 150+

1- 8
1- 3
0- 5
0- 00- 0
0- 0
0- 0
0- 00- 0
0- 0
0- 0
0- 0OVERALL
HOME
AWAY
NEUTRAL0- 2
0- 0
0- 2
0- 00- 1
0- 1
0- 0
0- 01- 5
1- 2
0- 3
0- 01- 8
1- 3
0- 5
0- 00- 0
0- 0
0- 0
0- 00- 0
0- 0
0- 0
0- 0NON-CONFERENCE
HOME
AWAY
NEUTRAL0- 2
0- 0
0- 2
0- 00- 1
0- 1
0- 0
0- 01- 5
1- 2
0- 3
0- 00- 0
0- 0
0- 0
0- 00- 0
0- 0
0- 0
0- 00- 0
0- 0
0- 0
0- 0CONFERENCE
HOME
AWAY
NEUTRAL0- 0
0- 0
0- 0
0- 00- 0
0- 0
0- 0
0- 00- 0
0- 0
0- 0
0- 0

RPI 1-25

RPI 26-50

RPI 51-100

RPI 101+

Team's RPI: 325

RPI S Opponent Score

RPI S Opponent Score

RPI S Opponent Score

RPI S Opponent Score

85 A Georgi a Tech 49 84
93 A Tennessee Tech 58 77136 H North Ala. 66 89
172 A UNC Asheville 49 74
190 H Campbell 37 63
216 A Coastal Caro. 59 77
288 H N. C. A&T 51 69
333 H USC Upstate 68 64
344 A NJIT 71 79

LAST 12 Division I GAMES:

85 A Georgi a Tech	49	84	333 H USC Upstate	68	64
190 H Campbell	37	63	288 H N. C. A&T	51	69
216 A Coastal Caro.	59	77	136 H North Ala.	66	89
			344 A NJIT	71	79
			93 A Tennessee Tech	58	77
			172 A UNC Asheville	49	74

Non-Div I Games: Young Harris 63 54

Western Caro.

Average RPI Win: 346		WON-LOST	WINNING	LAST 10	STRENGTH OF		OPP. STRENGTH	TEAM	ADJ.	CONF.	ADJ CONF.
Average RPI Loss: 97		RECORD	PCT. RANK	GAMES	SCHEDULE		OF SCHEDULE	RPI	RPI	RPI	RPI
DIV. I ONLY		1- 6	302	0- 1	31		265	226	226	12	12
DIV. I NON-CONF.		1- 6	302	0- 1	31		265	226	226	12	12

TOTALS		RPI 1-25		RPI 26-50	W-L RECORDS		RPI 51-100	RPI 101-150		RPI 150+	
1- 6		0- 1		0- 0	OVERALL		0- 3	0- 1		1- 1	
1- 2		0- 1		0- 0	HOME		0- 1	0- 0		1- 0	
0- 4		0- 0		0- 0	AWAY		0- 2	0- 1		0- 1	
0- 0		0- 0		0- 0	NEUTRAL		0- 0	0- 0		0- 0	
1- 6		0- 1		0- 0	NON-CONFERENCE		0- 3	0- 1		1- 1	
1- 2		0- 1		0- 0	HOME		0- 1	0- 0		1- 0	
0- 4		0- 0		0- 0	AWAY		0- 2	0- 1		0- 1	
0- 0		0- 0		0- 0	NEUTRAL		0- 0	0- 0		0- 0	
0- 0		0- 0		0- 0	CONFERENCE		0- 0	0- 0		0- 0	
0- 0		0- 0		0- 0	HOME		0- 0	0- 0		0- 0	
0- 0		0- 0		0- 0	AWAY		0- 0	0- 0		0- 0	
0- 0		0- 0		0- 0	NEUTRAL		0- 0	0- 0		0- 0	

RPI 1-25				RPI 26-50				RPI 51-100				RPI 101+ Team's RPI: 226			
RPI	S	Opponent	Score	RPI	S	Opponent	Score	RPI	S	Opponent	Score	RPI	S	Opponent	Score
8	H	Drake	71 98					71	H	Missouri	64 89	108	A	Bradley	68 82
								80	A	Purdue	60 81	217	A	Southeast Mo. St.	71 81
								99	A	Butler	51 92	346	H	Austin Peay	77 72

LAST 12 Division I GAMES:															
108	A	Bradley	68 82	99	A	Butler	51 92	80	A	Purdue	60 81				
346	H	Austin Peay	77 72	8	H	Drake	71 98	71	H	Missouri	64 89				
217	A	Southeast Mo. St.	71 81												

Non-Div I Games: MacMurray 136 39 William Woods 81 73

Western III.

Average RPI Win:	264	WON-LOST	WINNING	LAST 10	STRENGTH OF	OPP. STRENGTH	TEAM	ADJ.	CONF.	ADJ CONF.
Average RPI Loss:	61	RECORD	PCT. RANK	GAMES	SCHEDULE	OF SCHEDULE	RPI	RPI	RPI	RPI
DIV. I ONLY	4- 6	211	0- 1	109	137	181	181	19	19	
DIV. I NON-CONF.	4- 6	211	0- 1	109	137	181	181	19	19	

TOTALS	RPI 1-25	RPI 26-50	W-L RECORDS	RPI 51-100	RPI 101-150	RPI 150+				
4- 6	0- 2	0- 2	OVERALL	0- 1	0- 0	4- 1				
2- 2	0- 1	0- 1	HOME	0- 0	0- 0	2- 0				
1- 2	0- 0	0- 1	AWAY	0- 0	0- 0	1- 1				
1- 2	0- 1	0- 0	NEUTRAL	0- 1	0- 0	1- 0				
4- 6	0- 2	0- 2	NON-CONFERENCE	0- 1	0- 0	4- 1				
2- 2	0- 1	0- 1	HOME	0- 0	0- 0	2- 0				
1- 2	0- 0	0- 1	AWAY	0- 0	0- 0	1- 1				
1- 2	0- 1	0- 0	NEUTRAL	0- 1	0- 0	1- 0				
0- 0	0- 0	0- 0	CONFERENCE	0- 0	0- 0	0- 0				
0- 0	0- 0	0- 0	HOME	0- 0	0- 0	0- 0				
0- 0	0- 0	0- 0	AWAY	0- 0	0- 0	0- 0				
0- 0	0- 0	0- 0	NEUTRAL	0- 0	0- 0	0- 0				

RPI 1-25				RPI 26-50				RPI 51-100				RPI 101+				Team's RPI: 181
RPI	S	Opponent	Score	RPI	S	Opponent	Score	RPI	S	Opponent	Score	RPI	S	Opponent	Score	
10	H	Louisville	80 102	41	H	Iowa	67 104	81	N	Oregon St.	60 74	174	A	Oklahoma	83 90	
16	N	Gonzaga	55 76	44	A	Central Mich.	90 108					187	A	Little Rock	68 56	
												230	H	Southern Ill.	83 76	
												299	N	ETSU	82 68	
												339	H	Morgan St.	90 43	

LAST 12 Division I GAMES:																
187	A	Little Rock	68 56	16	N	Gonzaga	55 76	299	N	ETSU	82 68					
339	H	Morgan St.	90 43	81	N	Oregon St.	60 74	174	A	Oklahoma	83 90					
230	H	Southern Ill.	83 76	44	A	Central Mich.	90 108	10	H	Louisville	80 102					
44	A	Central Mich.	90 108	41	H	Iowa	67 104									

Non-Div I Games:

Western Ky.

Average RPI Win: 303		WON-LOST	WINNING	LAST 10	STRENGTH OF	OPP. STRENGTH	TEAM	ADJ.	CONF.	ADJ CONF.
Average RPI Loss: 149		RECORD	PCT. RANK	GAMES	SCHEDULE	OF SCHEDULE	RPI	RPI	RPI	RPI
DIV. I ONLY		2- 4	234	0- 1	327	113	328	328	11	11
DIV. I NON-CONF.		2- 4	234	0- 1	327	113	328	328	11	11

TOTALS		RPI 1-25	RPI 26-50	W-L RECORDS		RPI 51-100	RPI 101-150	RPI 150+		
2- 4	0- 1		0- 0	OVERALL		0- 0	0- 1	2- 2		
2- 3	0- 1		0- 0	HOME		0- 0	0- 1	2- 1		
0- 1	0- 0		0- 0	AWAY		0- 0	0- 0	0- 1		
0- 0	0- 0		0- 0	NEUTRAL		0- 0	0- 0	0- 0		
2- 4	0- 1		0- 0	NON-CONFERENCE		0- 0	0- 1	2- 2		
2- 3	0- 1		0- 0	HOME		0- 0	0- 1	2- 1		
0- 1	0- 0		0- 0	AWAY		0- 0	0- 0	0- 1		
0- 0	0- 0		0- 0	NEUTRAL		0- 0	0- 0	0- 0		
0- 0	0- 0		0- 0	CONFERENCE		0- 0	0- 0	0- 0		
0- 0	0- 0		0- 0	HOME		0- 0	0- 0	0- 0		
0- 0	0- 0		0- 0	AWAY		0- 0	0- 0	0- 0		
0- 0	0- 0		0- 0	NEUTRAL		0- 0	0- 0	0- 0		

RPI 1-25				RPI 26-50				RPI 51-100				RPI 101+ Team's RPI: 328			
RPI	S	Opponent	Score	RPI	S	Opponent	Score	RPI	S	Opponent	Score	RPI	S	Opponent	Score
18	H	Michigan	42 79									150	H	New Mexico St.	54 66
												212	H	Loyola Chicago	53 64
												214	A	Ole Miss	66 69
												271	H	Eastern Ky.	64 53
												334	H	Purdue Fort Wayne	69 61

LAST 12 Division I GAMES:															
150	H	New Mexico St.	54 66	212	H	Loyola Chicago	53 64	271	H	Eastern Ky.	64 53	214	A	Ole Miss	66 69
334	H	Purdue Fort Wayne	69 61	18	H	Michigan	42 79								

Non-Div I Games:

Western Mich.

Average RPI	Win:	206	WON-LOST	WINNING	LAST 10	STRENGTH OF	OPP. STRENGTH	TEAM	ADJ.	CONF.	ADJ CONF.
Average RPI	Loss:	53	RECORD	PCT. RANK	GAMES	SCHEDULE	OF SCHEDULE	RPI	RPI	RPI	RPI
DIV. I ONLY		5- 3		114	0- 1	271		32	220	220	9 9
DIV. I NON-CONF.		5- 3		114	0- 1	271		32	220	220	9 9

TOTALS	RPI 1-25		RPI 26-50		W-L RECORDS	RPI 51-100		RPI 101-150		RPI 150+	
5- 3	0- 1		0- 1		OVERALL	0- 1		2- 0		3- 0	
5- 2	0- 0		0- 1		HOME	0- 1		2- 0		3- 0	
0- 0	0- 0		0- 0		AWAY	0- 0		0- 0		0- 0	
0- 1	0- 1		0- 0		NEUTRAL	0- 0		0- 0		0- 0	
5- 3	0- 1		0- 1		NON-CONFERENCE	0- 1		2- 0		3- 0	
5- 2	0- 0		0- 1		HOME	0- 1		2- 0		3- 0	
0- 0	0- 0		0- 0		AWAY	0- 0		0- 0		0- 0	
0- 1	0- 1		0- 0		NEUTRAL	0- 0		0- 0		0- 0	
0- 0	0- 0		0- 0		CONFERENCE	0- 0		0- 0		0- 0	
0- 0	0- 0		0- 0		HOME	0- 0		0- 0		0- 0	
0- 0	0- 0		0- 0		AWAY	0- 0		0- 0		0- 0	
0- 0	0- 0		0- 0		NEUTRAL	0- 0		0- 0		0- 0	

RPI 1-25				RPI 26-50				RPI 51-100				RPI 101+ Team's RPI: 220			
RPI	S	Opponent	Score	RPI	S	Opponent	Score	RPI	S	Opponent	Score	RPI	S	Opponent	Score
17	N	South Dakota	64 73	49	H	Oklahoma St.	47 60	93	H	Tennessee Tech	45 55	140	H	Louisiana Tech	70 56
												142	H	Sam Houston St.	63 55
												165	H	Ark. -Pine Bluff	76 39
												263	H	Missouri St.	63 60
												319	H	Houston Baptist	68 50
LAST 12 Division I GAMES:															
				93	H	Tennessee Tech	45 55	319	H	Houston Baptist	68 50				
				49	H	Oklahoma St.	47 60	142	H	Sam Houston St.	63 55				
				140	H	Louisiana Tech	70 56	263	H	Missouri St.	63 60				
				17	N	South Dakota	64 73	165	H	Ark. -Pine Bluff	76 39				

Non-Div I Games:

Wichita St.

Average RPI Win:	257	WON-LOST	WINNING	LAST 10	STRENGTH OF	OPP. STRENGTH	TEAM	ADJ.	CONF.	ADJ CONF.
Average RPI Loss:	173	RECORD	PCT. RANK	GAMES	SCHEDULE	OF SCHEDULE	RPI	RPI	RPI	RPI
DIV. I ONLY	5- 3	114	1- 0	272	241	189	189	14	14	
DIV. I NON-CONF.	5- 3	114	1- 0	272	241	189	189	14	14	

TOTALS	RPI 1-25	RPI 26-50	W-L RECORDS	RPI 51-100	RPI 101-150	RPI 150+				
5- 3	0- 0	0- 1	OVERALL	0- 0	1- 0	4- 2				
3- 1	0- 0	0- 1	HOME	0- 0	1- 0	2- 0				
2- 2	0- 0	0- 0	AWAY	0- 0	0- 0	2- 2				
0- 0	0- 0	0- 0	NEUTRAL	0- 0	0- 0	0- 0				
5- 3	0- 0	0- 1	NON-CONFERENCE	0- 0	1- 0	4- 2				
3- 1	0- 0	0- 1	HOME	0- 0	1- 0	2- 0				
2- 2	0- 0	0- 0	AWAY	0- 0	0- 0	2- 2				
0- 0	0- 0	0- 0	NEUTRAL	0- 0	0- 0	0- 0				
0- 0	0- 0	0- 0	CONFERENCE	0- 0	0- 0	0- 0				
0- 0	0- 0	0- 0	HOME	0- 0	0- 0	0- 0				
0- 0	0- 0	0- 0	AWAY	0- 0	0- 0	0- 0				
0- 0	0- 0	0- 0	NEUTRAL	0- 0	0- 0	0- 0				

RPI	S	Opponent	Score	RPI	S	Opponent	Score	RPI	S	Opponent	Score	RPI	S	Opponent	Score	Team's RPI: 189
45	H	VCU	55 72									149	H	East Carolina	63 43	
												169	A	Hartford	45 50	
												248	A	Fairfield	60 54	
												255	H	Howard	88 75	
												304	H	Richmond	65 55	
												306	A	Davidson	65 76	
												327	A	Loyola Maryland	65 49	

LAST 12 Division I GAMES:																
169	A	Hartford	45 50	304	H	Richmond	65 55									
149	H	East Carolina	63 43	248	A	Fairfield	60 54									
306	A	Davidson	65 76													
327	A	Loyola Maryland	65 49													
255	H	Howard	88 75													
45	H	VCU	55 72													

Non-Div I Games:

William & Mary

Average RPI	Win: 323	WON-LOST RECORD	WINNING PCT. RANK	LAST 10 GAMES	STRENGTH OF SCHEDULE	OPP. STRENGTH OF SCHEDULE	TEAM RPI	ADJ. RPI	CONF. RPI	ADJ CONF. RPI
Average RPI	Loss: 163									
DIV. I ONLY	3- 4	188	1- 0	211	335	195	195	30	30	
DIV. I NON-CONF.	3- 4	188	1- 0	211	335	195	195	30	30	

TOTALS	RPI 1-25	RPI 26-50	W-L RECORDS	RPI 51-100	RPI 101-150	RPI 150+				
3- 4	0- 0	0- 0	OVERALL	0- 0	0- 2	3- 2				
1- 0	0- 0	0- 0	HOME	0- 0	0- 0	1- 0				
2- 4	0- 0	0- 0	AWAY	0- 0	0- 2	2- 2				
0- 0	0- 0	0- 0	NEUTRAL	0- 0	0- 0	0- 0				
3- 4	0- 0	0- 0	NON-CONFERENCE	0- 0	0- 2	3- 2				
1- 0	0- 0	0- 0	HOME	0- 0	0- 0	1- 0				
2- 4	0- 0	0- 0	AWAY	0- 0	0- 2	2- 2				
0- 0	0- 0	0- 0	NEUTRAL	0- 0	0- 0	0- 0				
0- 0	0- 0	0- 0	CONFERENCE	0- 0	0- 0	0- 0				
0- 0	0- 0	0- 0	HOME	0- 0	0- 0	0- 0				
0- 0	0- 0	0- 0	AWAY	0- 0	0- 0	0- 0				
0- 0	0- 0	0- 0	NEUTRAL	0- 0	0- 0	0- 0				

RPI 1-25				RPI 26-50				RPI 51-100				RPI 101+ Team's RPI: 195			
RPI	S	Opponent	Score	RPI	S	Opponent	Score	RPI	S	Opponent	Score	RPI	S	Opponent	Score
												128	A	Wisconsin	41 76
												135	A	James Madison	39 56
												177	A	Georgia	39 85
												213	A	Wofford	53 70
												308	A	South Carolina St.	58 50
												318	A	Col. of Charleston	71 64
												343	H	N.C. Central	66 41

Average RPI Win:	206	WON-LOST	WINNING	LAST 10	STRENGTH OF	OPP. STRENGTH	TEAM	ADJ.	CONF.	ADJ CONF.
Average RPI Loss:	51	RECORD	PCT. RANK	GAMES	SCHEDULE	OF SCHEDULE	RPI	RPI	RPI	RPI
DIV. I ONLY	7- 2	59	1- 0	222	92	128	128	3	3	
DIV. I NON-CONF.	7- 2	59	1- 0	222	92	128	128	3	3	

TOTALS	RPI 1-25	RPI 26-50	W-L RECORDS	RPI 51-100	RPI 101-150	RPI 150+				
7- 2	0- 1	1- 0	OVERALL	0- 1	1- 0	5- 0				
4- 1	0- 1	1- 0	HOME	0- 0	0- 0	3- 0				
1- 0	0- 0	0- 0	AWAY	0- 0	0- 0	1- 0				
2- 1	0- 0	0- 0	NEUTRAL	0- 1	1- 0	1- 0				
7- 2	0- 1	1- 0	NON-CONFERENCE	0- 1	1- 0	5- 0				
4- 1	0- 1	1- 0	HOME	0- 0	0- 0	3- 0				
1- 0	0- 0	0- 0	AWAY	0- 0	0- 0	1- 0				
2- 1	0- 0	0- 0	NEUTRAL	0- 1	1- 0	1- 0				
0- 0	0- 0	0- 0	CONFERENCE	0- 0	0- 0	0- 0				
0- 0	0- 0	0- 0	HOME	0- 0	0- 0	0- 0				
0- 0	0- 0	0- 0	AWAY	0- 0	0- 0	0- 0				
0- 0	0- 0	0- 0	NEUTRAL	0- 0	0- 0	0- 0				

RPI 1-25				RPI 26-50				RPI 51-100				RPI 101+ Team's RPI: 128			
RPI	S	Opponent	Score	RPI	S	Opponent	Score	RPI	S	Opponent	Score	RPI	S	Opponent	Score
24	H	Duke	53 60	28	H	IUPUI	65 64	78	N	Arkansas	68 69	104	N	Pittsburgh	57 42
												176	A	Milwaukee	68 57
												195	H	Winthrop	76 41
												290	N	Tennessee St.	58 53
												322	H	Marshall	67 49
												326	H	North Dakota St.	64 53

LAST 12 Division I GAMES:															
322	H	Marshall	67 49	28	H	IUPUI	65 64	326	H	North Dakota St.	64 53	176	A	Milwaukee	68 57
24	H	Duke	53 60									195	H	Winthrop	76 41
78	N	Arkansas	68 69												
290	N	Tennessee St.	58 53												
104	N	Pittsburgh	57 42												

Non-Div I Games:

Wisconsin

Average RPI Win:	266	WON-LOST	WINNING	LAST 10	STRENGTH OF	OPP. STRENGTH	TEAM	ADJ.	CONF.	ADJ CONF.
Average RPI Loss:	153	RECORD	PCT. RANK	GAMES	SCHEDULE	OF SCHEDULE	RPI	RPI	RPI	RPI
DIV. I ONLY	4- 4	155	0- 0	285	168	213	213	27	27	
DIV. I NON-CONF.	4- 4	155	0- 0	285	168	213	213	27	27	

TOTALS	RPI 1-25	RPI 26-50	W-L RECORDS	RPI 51-100	RPI 101-150	RPI 150+				
4- 4	0- 0	0- 0	OVERALL	0- 2	0- 0	4- 2				
3- 0	0- 0	0- 0	HOME	0- 0	0- 0	3- 0				
1- 4	0- 0	0- 0	AWAY	0- 2	0- 0	1- 2				
0- 0	0- 0	0- 0	NEUTRAL	0- 0	0- 0	0- 0				
4- 4	0- 0	0- 0	NON-CONFERENCE	0- 2	0- 0	4- 2				
3- 0	0- 0	0- 0	HOME	0- 0	0- 0	3- 0				
1- 4	0- 0	0- 0	AWAY	0- 2	0- 0	1- 2				
0- 0	0- 0	0- 0	NEUTRAL	0- 0	0- 0	0- 0				
0- 0	0- 0	0- 0	CONFERENCE	0- 0	0- 0	0- 0				
0- 0	0- 0	0- 0	HOME	0- 0	0- 0	0- 0				
0- 0	0- 0	0- 0	AWAY	0- 0	0- 0	0- 0				
0- 0	0- 0	0- 0	NEUTRAL	0- 0	0- 0	0- 0				

RPI 1-25				RPI 26-50				RPI 51-100				RPI 101+ Team's RPI: 213			
RPI	S	Opponent	Score	RPI	S	Opponent	Score	RPI	S	Opponent	Score	RPI	S	Opponent	Score
								62	A	Charlotte	63 85	172	A	UNC Asheville	46 60
								67	A	Clemson	77 85	195	H	Winthrop	70 53
												272	H	Gardner-Webb	59 53
												278	A	Ga. Southern	81 65
												309	A	Presbyterian	50 61
												318	H	Col. of Charleston	78 58

LAST 12 Division I GAMES:															
				195	H	Winthrop	70 53					272	H	Gardner-Webb	59 53
				318	H	Col. of Charleston	78 58					172	A	UNC Asheville	46 60
				309	A	Presbyterian	50 61								
				62	A	Charlotte	63 85								
				67	A	Clemson	77 85								
				278	A	Ga. Southern	81 65								

Non-Div I Games: Warren Wilson 107 30

Wofford

Average RPI Win:	203	WON-LOST	WINNING	LAST 10	STRENGTH OF	OPP. STRENGTH	TEAM	ADJ.	CONF.	ADJ CONF.
Average RPI Loss:	128	RECORD	PCT. RANK	GAMES	SCHEDULE	OF SCHEDULE	RPI	RPI	RPI	RPI
DIV. I ONLY	5- 3	114	1- 0	235	102	152	152	13	13	
DIV. I NON-CONF.	5- 3	114	1- 0	235	102	152	152	13	13	

TOTALS	RPI 1-25	RPI 26-50	W-L RECORDS	RPI 51-100	RPI 101-150	RPI 150+				
5- 3	0- 0	0- 0	OVERALL	0- 2	1- 0	4- 1				
1- 1	0- 0	0- 0	HOME	0- 1	0- 0	1- 0				
1- 2	0- 0	0- 0	AWAY	0- 1	0- 0	1- 1				
3- 0	0- 0	0- 0	NEUTRAL	0- 0	1- 0	2- 0				
5- 3	0- 0	0- 0	NON-CONFERENCE	0- 2	1- 0	4- 1				
1- 1	0- 0	0- 0	HOME	0- 1	0- 0	1- 0				
1- 2	0- 0	0- 0	AWAY	0- 1	0- 0	1- 1				
3- 0	0- 0	0- 0	NEUTRAL	0- 0	1- 0	2- 0				
0- 0	0- 0	0- 0	CONFERENCE	0- 0	0- 0	0- 0				
0- 0	0- 0	0- 0	HOME	0- 0	0- 0	0- 0				
0- 0	0- 0	0- 0	AWAY	0- 0	0- 0	0- 0				
0- 0	0- 0	0- 0	NEUTRAL	0- 0	0- 0	0- 0				

RPI 1-25				RPI 26-50				RPI 51-100				RPI 101+ Team's RPI : 152							
RPI	S	Opponent	Score	RPI	S	Opponent	Score	RPI	S	Opponent	Score	RPI	S	Opponent	Score				
								55	H	Belmont	63	79	119	N	Mari st	76 60			
								84	A	Michigan St.	68	84	170	A	UNLV	68 52			
													185	H	Kent St.	61 55			
													246	A	CSU Bakersfi el d	74 76			
													258	N	Stetson	57 44			
													281	N	Hofstra	93 64			
LAST 12 Division I GAMES:																			
170	A	UNLV	68 52	185	H	Kent St.	61 55	119	N	Mari st	76 60	258	N	Stetson	57 44	281	N	Hofstra	93 64
246	A	CSU Bakersfi el d	74 76	84	A	Michigan St.	68 84	55	H	Belmont	63 79								

Non-Div I Games:

Wright St.

Average RPI	Win:	135	WON-LOST	WINNING	LAST 10	STRENGTH OF	OPP. STRENGTH	TEAM	ADJ.	CONF.	ADJ CONF.
Average RPI	Loss:	40	RECORD	PCT. RANK	GAMES	SCHEDULE	OF SCHEDULE	RPI	RPI	RPI	RPI
DIV. I ONLY		3- 2		123	1- 0	14	180	20	20	8	8
DIV. I NON-CONF.		3- 2		123	1- 0	14	180	20	20	8	8

TOTALS	RPI 1-25		RPI 26-50		W-L RECORDS	RPI 51-100		RPI 101-150		RPI 150+	
3- 2	0- 0		0- 2		OVERALL	2- 0		0- 0		1- 0	
2- 0	0- 0		0- 0		HOME	2- 0		0- 0		0- 0	
0- 2	0- 0		0- 2		AWAY	0- 0		0- 0		0- 0	
1- 0	0- 0		0- 0		NEUTRAL	0- 0		0- 0		1- 0	
3- 2	0- 0		0- 2		NON-CONFERENCE	2- 0		0- 0		1- 0	
2- 0	0- 0		0- 0		HOME	2- 0		0- 0		0- 0	
0- 2	0- 0		0- 2		AWAY	0- 0		0- 0		0- 0	
1- 0	0- 0		0- 0		NEUTRAL	0- 0		0- 0		1- 0	
0- 0	0- 0		0- 0		CONFERENCE	0- 0		0- 0		0- 0	
0- 0	0- 0		0- 0		HOME	0- 0		0- 0		0- 0	
0- 0	0- 0		0- 0		AWAY	0- 0		0- 0		0- 0	
0- 0	0- 0		0- 0		NEUTRAL	0- 0		0- 0		0- 0	

RPI	S	Opponent	RPI	S	Opponent	Score	RPI	S	Opponent	Score	RPI	S	Opponent	Score
34	A	Pacific	64	70	73	H	Denver	78	74	256	N	North Texas	53	49
46	A	Saint Mary's (CA)	84	90	77	H	Montana St.	66	58					
LAST 12 Division I GAMES:														
73	H	Denver	78	74	46	A	Saint Mary's (CA)	84	90					
77	H	Montana St.	66	58										
34	A	Pacific	64	70										
256	N	North Texas	53	49										

Non-Div I Games: Chadron St. 80 33 UC-Colo. Springs 98 37

Wyoming

Average RPI Win:	172	WON-LOST	WINNING	LAST 10	STRENGTH OF	OPP. STRENGTH	TEAM	ADJ.	CONF.	ADJ CONF.
Average RPI Loss:	25	RECORD	PCT. RANK	GAMES	SCHEDULE	OF SCHEDULE	RPI	RPI	RPI	RPI
DIV. I ONLY	6- 1	35	1- 0	74	109	36	36	4	4	
DIV. I NON-CONF.	6- 1	35	1- 0	74	109	36	36	4	4	

TOTALS	RPI 1-25	RPI 26-50	W-L RECORDS	RPI 51-100	RPI 101-150	RPI 150+				
6- 1	0- 1	0- 0	OVERALL	2- 0	1- 0	3- 0				
5- 1	0- 1	0- 0	HOME	1- 0	1- 0	3- 0				
1- 0	0- 0	0- 0	AWAY	1- 0	0- 0	0- 0				
0- 0	0- 0	0- 0	NEUTRAL	0- 0	0- 0	0- 0				
6- 1	0- 1	0- 0	NON-CONFERENCE	2- 0	1- 0	3- 0				
5- 1	0- 1	0- 0	HOME	1- 0	1- 0	3- 0				
1- 0	0- 0	0- 0	AWAY	1- 0	0- 0	0- 0				
0- 0	0- 0	0- 0	NEUTRAL	0- 0	0- 0	0- 0				
0- 0	0- 0	0- 0	CONFERENCE	0- 0	0- 0	0- 0				
0- 0	0- 0	0- 0	HOME	0- 0	0- 0	0- 0				
0- 0	0- 0	0- 0	AWAY	0- 0	0- 0	0- 0				
0- 0	0- 0	0- 0	NEUTRAL	0- 0	0- 0	0- 0				

RPI 1-25				RPI 26-50				Team's RPI: 36				RPI 51-100				RPI 101+			
RPI	S	Opponent	Score	RPI	S	Opponent	Score					RPI	S	Opponent	Score	RPI	S	Opponent	Score
25	H	Minnesota	53 78									64	A	Wake Forest	62 50	136	H	North Ala.	94 81
												93	H	Tennessee Tech	70 60	171	H	Bowling Green	65 49
																248	H	Fairfield	48 35
																321	H	Chicago St.	91 57
LAST 12 Division I GAMES:																			
93	H	Tennessee Tech	70 60	136	H	North Ala.	94 81					171	H	Bowling Green	65 49				
321	H	Chicago St.	91 57	64	A	Wake Forest	62 50					248	H	Fairfield	48 35				
				25	H	Minnesota	53 78												

Non-Div I Games:

Xavier

Average RPI Win:	256
Average RPI Loss:	130

DIV. I ONLY	5- 4	144	0- 1	189	243	154	154	18	18
DIV. I NON-CONF.	5- 4	144	0- 1	189	243	154	154	18	18
TOTALS	RPI 1-25	RPI 26-50	W-L RECORDS	RPI 51-100	RPI 101-150	RPI 150+			
5- 4	0- 0	0- 0	OVERALL	0- 2	1- 1	4- 1			
2- 0	0- 0	0- 0	HOME	0- 0	0- 0	2- 0			
2- 3	0- 0	0- 0	AWAY	0- 2	1- 0	1- 1			
1- 1	0- 0	0- 0	NEUTRAL	0- 0	0- 1	1- 0			
5- 4	0- 0	0- 0	NON-CONFERENCE	0- 2	1- 1	4- 1			
2- 0	0- 0	0- 0	HOME	0- 0	0- 0	2- 0			
2- 3	0- 0	0- 0	AWAY	0- 2	1- 0	1- 1			
1- 1	0- 0	0- 0	NEUTRAL	0- 0	0- 1	1- 0			
0- 0	0- 0	0- 0	CONFERENCE	0- 0	0- 0	0- 0			
0- 0	0- 0	0- 0	HOME	0- 0	0- 0	0- 0			
0- 0	0- 0	0- 0	AWAY	0- 0	0- 0	0- 0			
0- 0	0- 0	0- 0	NEUTRAL	0- 0	0- 0	0- 0			

RPI 1-25				RPI 26-50				RPI 51-100				RPI 101+ Team's RPI: 154			
RPI	S	Opponent	Score	RPI	S	Opponent	Score	RPI	S	Opponent	Score	RPI	S	Opponent	Score
								91	A	Provi dence	42 59	109	N	SFA	57 67
								98	A	Northern Ill.	80 89	120	A	Youngstown St.	58 56
												222	A	Cincinnati	52 66
												250	H	Saint Peter's	72 56
												296	H	Col gate	80 61
												301	N	Niagara	67 64
												313	A	Wagner	74 41
LAST 12 Division I GAMES:															
				109	N	SFA	57 67	313	A	Wagner	74 41				
				301	N	Niagara	67 64	120	A	Youngstown St.	58 56				
				250	H	Saint Peter's	72 56	222	A	Cincinnati	52 66				
				91	A	Provi dence	42 59	98	A	Northern Ill.	80 89				
								296	H	Col gate	80 61				

Yal e

Average RPI Win:	225	WON-LOST	WINNING	LAST 10	STRENGTH OF	OPP. STRENGTH	TEAM	ADJ.	CONF.	ADJ CONF.
Average RPI Loss:	170	RECORD	PCT. RANK	GAMES	SCHEDULE	OF SCHEDULE	RPI	RPI	RPI	RPI

DIV. I ONLY	5- 2	80	1- 0	146	298	120	120	13	13
DIV. I NON-CONF.	5- 2	80	1- 0	146	298	120	120	13	13
TOTALS	RPI 1-25	RPI 26-50	W-L RECORDS	RPI 51-100	RPI 101-150	RPI 150+			
5- 2	0- 0	0- 0	OVERALL	0- 0	1- 0	4- 2			
3- 1	0- 0	0- 0	HOME	0- 0	0- 0	3- 1			
2- 1	0- 0	0- 0	AWAY	0- 0	1- 0	1- 1			
0- 0	0- 0	0- 0	NEUTRAL	0- 0	0- 0	0- 0			
5- 2	0- 0	0- 0	NON-CONFERENCE	0- 0	1- 0	4- 2			
3- 1	0- 0	0- 0	HOME	0- 0	0- 0	3- 1			
2- 1	0- 0	0- 0	AWAY	0- 0	1- 0	1- 1			
0- 0	0- 0	0- 0	NEUTRAL	0- 0	0- 0	0- 0			
0- 0	0- 0	0- 0	CONFERENCE	0- 0	0- 0	0- 0			
0- 0	0- 0	0- 0	HOME	0- 0	0- 0	0- 0			
0- 0	0- 0	0- 0	AWAY	0- 0	0- 0	0- 0			
0- 0	0- 0	0- 0	NEUTRAL	0- 0	0- 0	0- 0			

RPI 1-25				RPI 26-50				RPI 51-100				RPI 101+ Team's RPI: 120			
RPI	S	Opponent	Score	RPI	S	Opponent	Score	RPI	S	Opponent	Score	RPI	S	Opponent	Score
												104	A	Pittsburgh	64 55
												154	H	Yale	56 58
												185	A	Kent St.	34 62
												211	H	Akron	72 61
												212	H	Loyola Chicago	74 63
												282	H	Robert Morris	69 59
												316	A	Canisius	62 36
LAST 12 Division I GAMES:															
				211	H	Akron	72 61	316	A	Canisius	62 36				
				154	H	Yale	56 58								
				185	A	Kent St.	34 62								
				104	A	Pittsburgh	64 55								
				212	H	Loyola Chicago	74 63								
				282	H	Robert Morris	69 59								

Non-Di v I Games: Carlow 90 31

Youngstown St.