

| | | | | | | | | | | |
|-------------------|----------|-----------|----------------|------------|-------------|---------------|------|------|-------|-----------|
| Average RPI Win: | 287 | WON-LOST | WINNING | LAST 10 | STRENGTH OF | OPP. STRENGTH | TEAM | ADJ. | CONF. | ADJ CONF. |
| Average RPI Loss: | 197 | RECORD | PCT. RANK | GAMES | SCHEDULE | OF SCHEDULE | RPI | RPI | RPI | RPI |
| DIV. I ONLY | 2- 4 | 230 | 0- 1 | 250 | 327 | 291 | 291 | 24 | 24 | |
| DIV. I NON-CONF. | 2- 4 | 230 | 0- 1 | 250 | 327 | 291 | 291 | 24 | 24 | |
| ----- | | | | | | | | | | |
| TOTALS | RPI 1-25 | RPI 26-50 | W-L RECORDS | RPI 51-100 | RPI 101-150 | RPI 150+ | | | | |
| 2- 4 | 0- 0 | 0- 0 | OVERALL | 0- 0 | 0- 0 | 2- 4 | | | | |
| 0- 2 | 0- 0 | 0- 0 | HOME | 0- 0 | 0- 0 | 0- 2 | | | | |
| 1- 1 | 0- 0 | 0- 0 | AWAY | 0- 0 | 0- 0 | 1- 1 | | | | |
| 1- 1 | 0- 0 | 0- 0 | NEUTRAL | 0- 0 | 0- 0 | 1- 1 | | | | |
| 2- 4 | 0- 0 | 0- 0 | NON-CONFERENCE | 0- 0 | 0- 0 | 2- 4 | | | | |
| 0- 2 | 0- 0 | 0- 0 | HOME | 0- 0 | 0- 0 | 0- 2 | | | | |
| 1- 1 | 0- 0 | 0- 0 | AWAY | 0- 0 | 0- 0 | 1- 1 | | | | |
| 1- 1 | 0- 0 | 0- 0 | NEUTRAL | 0- 0 | 0- 0 | 1- 1 | | | | |
| 0- 0 | 0- 0 | 0- 0 | CONFERENCE | 0- 0 | 0- 0 | 0- 0 | | | | |
| 0- 0 | 0- 0 | 0- 0 | HOME | 0- 0 | 0- 0 | 0- 0 | | | | |
| 0- 0 | 0- 0 | 0- 0 | AWAY | 0- 0 | 0- 0 | 0- 0 | | | | |
| 0- 0 | 0- 0 | 0- 0 | NEUTRAL | 0- 0 | 0- 0 | 0- 0 | | | | |

| RPI 1-25 | | | | RPI 26-50 | | | | RPI 51-100 | | | | RPI 101+ Team's RPI: 291 | | | |
|---------------------------|---|----------|-------|-----------|---|--------------|-------|------------|---|----------|-------|--------------------------|---|--------------|-------|
| RPI | S | Opponent | Score | RPI | S | Opponent | Score | RPI | S | Opponent | Score | RPI | S | Opponent | Score |
| | | | | | | | | | | | | 163 | N | Prairie View | 59 67 |
| | | | | | | | | | | | | 167 | H | Texas St. | 53 60 |
| | | | | | | | | | | | | 192 | A | Texas Tech | 61 78 |
| | | | | | | | | | | | | 264 | A | UTRGV | 59 49 |
| | | | | | | | | | | | | 264 | H | UTRGV | 57 70 |
| | | | | | | | | | | | | 310 | N | Louisiana | 64 63 |
| LAST 12 Division I GAMES: | | | | | | | | | | | | | | | |
| | | | | 264 | H | UTRGV | 57 70 | | | | | | | | |
| | | | | 163 | N | Prairie View | 59 67 | | | | | | | | |
| | | | | 310 | N | Louisiana | 64 63 | | | | | | | | |
| | | | | 167 | H | Texas St. | 53 60 | | | | | | | | |
| | | | | 192 | A | Texas Tech | 61 78 | | | | | | | | |
| | | | | 264 | A | UTRGV | 59 49 | | | | | | | | |

Non-Div I Games: UNKNOWN 78 40

| | | | | | | | | | | |
|-------------------|-----|----------|-----------|---------|-------------|---------------|------|------|-------|-----------|
| Average RPI Win: | 243 | WON-LOST | WINNING | LAST 10 | STRENGTH OF | OPP. STRENGTH | TEAM | ADJ. | CONF. | ADJ CONF. |
| Average RPI Loss: | 78 | RECORD | PCT. RANK | GAMES | SCHEDULE | OF SCHEDULE | RPI | RPI | RPI | RPI |

| | | | | | | | | | |
|------------------|----------|-----------|----------------|------------|-------------|----------|-----|----|----|
| DIV. I ONLY | 3- 1 | 66 | 0- 0 | 258 | 185 | 112 | 112 | 24 | 24 |
| DIV. I NON-CONF. | 3- 1 | 66 | 0- 0 | 258 | 185 | 112 | 112 | 24 | 24 |
| ----- | | | | | | | | | |
| TOTALS | RPI 1-25 | RPI 26-50 | W-L RECORDS | RPI 51-100 | RPI 101-150 | RPI 150+ | | | |
| 3- 1 | 0- 0 | 0- 0 | OVERALL | 0- 1 | 1- 0 | 2- 0 | | | |
| 0- 0 | 0- 0 | 0- 0 | HOME | 0- 0 | 0- 0 | 0- 0 | | | |
| 2- 1 | 0- 0 | 0- 0 | AWAY | 0- 1 | 1- 0 | 1- 0 | | | |
| 1- 0 | 0- 0 | 0- 0 | NEUTRAL | 0- 0 | 0- 0 | 1- 0 | | | |
| 3- 1 | 0- 0 | 0- 0 | NON-CONFERENCE | 0- 1 | 1- 0 | 2- 0 | | | |
| 0- 0 | 0- 0 | 0- 0 | HOME | 0- 0 | 0- 0 | 0- 0 | | | |
| 2- 1 | 0- 0 | 0- 0 | AWAY | 0- 1 | 1- 0 | 1- 0 | | | |
| 1- 0 | 0- 0 | 0- 0 | NEUTRAL | 0- 0 | 0- 0 | 1- 0 | | | |
| 0- 0 | 0- 0 | 0- 0 | CONFERENCE | 0- 0 | 0- 0 | 0- 0 | | | |
| 0- 0 | 0- 0 | 0- 0 | HOME | 0- 0 | 0- 0 | 0- 0 | | | |
| 0- 0 | 0- 0 | 0- 0 | AWAY | 0- 0 | 0- 0 | 0- 0 | | | |
| 0- 0 | 0- 0 | 0- 0 | NEUTRAL | 0- 0 | 0- 0 | 0- 0 | | | |

| RPI 1-25 | | | | RPI 26-50 | | | | RPI 51-100 | | | | RPI 101+ Team's RPI: 112 | | | |
|----------|---|----------|-------|-----------|---|----------|-------|------------|---|----------|-------|--------------------------|---|-----------------|-------|
| RPI | S | Opponent | Score | RPI | S | Opponent | Score | RPI | S | Opponent | Score | RPI | S | Opponent | Score |
| | | | | | | | | 78 | A | Tul sa | 63 75 | 149 | A | New Mexi co St. | 58 46 |
| | | | | | | | | | | | | 240 | N | Texas Southern | 81 39 |
| | | | | | | | | | | | | 340 | A | UTEP | 70 69 |
| | | | | | | | | | | | | | | | |
| | | | | | | | | | | | | | | | |
| | | | | | | | | | | | | | | | |
| | | | | | | | | | | | | | | | |
| | | | | | | | | | | | | | | | |
| | | | | | | | | | | | | | | | |
| | | | | | | | | | | | | | | | |
| | | | | | | | | | | | | | | | |
| | | | | | | | | | | | | | | | |
| | | | | | | | | | | | | | | | |
| | | | | | | | | | | | | | | | |
| | | | | | | | | | | | | | | | |
| | | | | | | | | | | | | | | | |
| | | | | | | | | | | | | | | | |
| | | | | | | | | | | | | | | | |
| | | | | | | | | | | | | | | | |
| | | | | | | | | | | | | | | | |
| | | | | | | | | | | | | | | | |
| | | | | | | | | | | | | | | | |
| | | | | | | | | | | | | | | | |
| | | | | | | | | | | | | | | | |
| | | | | | | | | | | | | | | | |
| | | | | | | | | | | | | | | | |
| | | | | | | | | | | | | | | | |
| | | | | | | | | | | | | | | | |
| | | | | | | | | | | | | | | | |
| | | | | | | | | | | | | | | | |
| | | | | | | | | | | | | | | | |
| | | | | | | | | | | | | | | | |
| | | | | | | | | | | | | | | | |
| | | | | | | | | | | | | | | | |
| | | | | | | | | | | | | | | | |
| | | | | | | | | | | | | | | | |
| | | | | | | | | | | | | | | | |
| | | | | | | | | | | | | | | | |
| | | | | | | | | | | | | | | | |
| | | | | | | | | | | | | | | | |
| | | | | | | | | | | | | | | | |
| | | | | | | | | | | | | | | | |
| | | | | | | | | | | | | | | | |
| | | | | | | | | | | | | | | | |
| | | | | | | | | | | | | | | | |
| | | | | | | | | | | | | | | | |
| | | | | | | | | | | | | | | | |
| | | | | | | | | | | | | | | | |
| | | | | | | | | | | | | | | | |
| | | | | | | | | | | | | | | | |
| | | | | | | | | | | | | | | | |
| | | | | | | | | | | | | | | | |
| | | | | | | | | | | | | | | | |
| | | | | | | | | | | | | | | | |
| | | | | | | | | | | | | | | | |
| | | | | | | | | | | | | | | | |
| | | | | | | | | | | | | | | | |
| | | | | | | | | | | | | | | | |
| | | | | | | | | | | | | | | | |
| | | | | | | | | | | | | | | | |
| | | | | | | | | | | | | | | | |
| | | | | | | | | | | | | | | | |
| | | | | | | | | | | | | | | | |
| | | | | | | | | | | | | | | | |
| | | | | | | | | | | | | | | | |
| | | | | | | | | | | | | | | | |
| | | | | | | | | | | | | | | | |
| | | | | | | | | | | | | | | | |
| | | | | | | | | | | | | | | | |
| | | | | | | | | | | | | | | | |
| | | | | | | | | | | | | | | | |
| | | | | | | | | | | | | | | | |
| | | | | | | | | | | | | | | | |
| | | | | | | | | | | | | | | | |
| | | | | | | | | | | | | | | | |
| | | | | | | | | | | | | | | | |
| | | | | | | | | | | | | | | | |
| | | | | | | | | | | | | | | | |
| | | | | | | | | | | | | | | | |
| | | | | | | | | | | | | | | | |
| | | | | | | | | | | | | | | | |
| | | | | | | | | | | | | | | | |
| | | | | | | | | | | | | | | | |
| | | | | | | | | | | | | | | | |
| | | | | | | | | | | | | | | | |
| | | | | | | | | | | | | | | | |
| | | | | | | | | | | | | | | | |
| | | | | | | | | | | | | | | | |
| | | | | | | | | | | | | | | | |
| | | | | | | | | | | | | | | | |
| | | | | | | | | | | | | | | | |
| | | | | | | | | | | | | | | | |
| | | | | | | | | | | | | | | | |
| | | | | | | | | | | | | | | | |
| | | | | | | | | | | | | | | | |
| | | | | | | | | | | | | | | | |
| | | | | | | | | | | | | | | | |
| | | | | | | | | | | | | | | | |
| | | | | | | | | | | | | | | | |
| | | | | | | | | | | | | | | | |
| | | | | | | | | | | | | | | | |
| | | | | | | | | | | | | | | | |
| | | | | | | | | | | | | | | | |
| | | | | | | | | | | | | | | | |
| | | | | | | | | | | | | | | | |
| | | | | | | | | | | | | | | | |
| | | | | | | | | | | | | | | | |
| | | | | | | | | | | | | | | | |
| | | | | | | | | | | | | | | | |
| | | | | | | | | | | | | | | | |
| | | | | | | | | | | | | | | | |
| | | | | | | | | | | | | | | | |
| | | | | | | | | | | | | | | | |
| | | | | | | | | | | | | | | | |
| | | | | | | | | | | | | | | | |
| | | | | | | | | | | | | | | | |
| | | | | | | | | | | | | | | | |
| | | | | | | | | | | | | | | | |
| | | | | | | | | | | | | | | | |
| | | | | | | | | | | | | | | | |
| | | | | | | | | | | | | | | | |
| | | | | | | | | | | | | | | | |
| | | | | | | | | | | | | | | | |
| | | | | | | | | | | | | | | | |
| | | | | | | | | | | | | | | | |
| | | | | | | | | | | | | | | | |
| | | | | | | | | | | | | | | | |
| | | | | | | | | | | | | | | | |
| | | | | | | | | | | | | | | | |
| | | | | | | | | | | | | | | | |
| | | | | | | | | | | | | | | | |
| | | | | | | | | | | | | | | | |
| | | | | | | | | | | | | | | | |
| | | | | | | | | | | | | | | | |
| | | | | | | | | | | | | | | | |
| | | | | | | | | | | | | | | | |
| | | | | | | | | | | | | | | | |
| | | | | | | | | | | | | | | | |
| | | | | | | | | | | | | | | | |
| | | | | | | | | | | | | | | | |
| | | | | | | | | | | | | | | | |
| | | | | | | | | | | | | | | | |
| | | | | | | | | | | | | | | | |
| | | | | | | | | | | | | | | | |
| | | | | | | | | | | | | | | | |
| | | | | | | | | | | | | | | | |
| | | | | | | | | | | | | | | | |
| | | | | | | | | | | | | | | | |
| | | | | | | | | | | | | | | | |
| | | | | | | | | | | | | | | | |
| | | | | | | | | | | | | | | | |
| | | | | | | | | | | | | | | | |
| | | | | | | | | | | | | | | | |
| | | | | | | | | | | | | | | | |
| | | | | | | | | | | | | | | | |
| | | | | | | | | | | | | | | | |
| | | | | | | | | | | | | | | | |
| | | | | | | | | | | | | | | | |
| | | | | | | | | | | | | | | | |
| | | | | | | | | | | | | | | | |
| | | | | | | | | | | | | | | | |
| | | | | | | | | | | | | | | | |
| | | | | | | | | | | | | | | | |
| | | | | | | | | | | | | | | | |
| | | | | | | | | | | | | | | | |
| | | | | | | | | | | | | | | | |
| | | | | | | | | | | | | | | | |
| | | | | | | | | | | | | | | | |
| | | | | | | | | | | | | | | | |
| | | | | | | | | | | | | | | | |
| | | | | | | | | | | | | | | | |
| | | | | | | | | | | | | | | | |
| | | | | | | | | | | | | | | | |
| | | | | | | | | | | | | | | | |
| | | | | | | | | | | | | | | | |
| | | | | | | | | | | | | | | | |
| | | | | | | | | | | | | | | | |
| | | | | | | | | | | | | | | | |
| | | | | | | | | | | | | | | | |
| | | | | | | | | | | | | | | | |
| | | | | | | | | | | | | | | | |
| | | | | | | | | | | | | | | | |
| | | | | | | | | | | | | | | | |
| | | | | | | | | | | | | | | | |
| | | | | | | | | | | | | | | | |
| | | | | | | | | | | | | | | | |
| | | | | | | | | | | | | | | | |
| | | | | | | | | | | | | | | | |
| | | | | | | | | | | | | | | | |
| | | | | | | | | | | | | | | | |
| | | | | | | | | | | | | | | | |
| | | | | | | | | | | | | | | | |
| | | | | | | | | | | | | | | | |
| | | | | | | | | | | | | | | | |
| | | | | | | | | | | | | | | | |
| | | | | | | | | | | | | | | | |
| | | | | | | | | | | | | | | | |
| | | | | | | | | | | | | | | | |
| | | | | | | | | | | | | | | | |
| | | | | | | | | | | | | | | | |
| | | | | | | | | | | | | | | | |
| | | | | | | | | | | | | | | | |
| | | | | | | | | | | | | | | | |
| | | | | | | | | | | | | | | | |
| | | | | | | | | | | | | | | | |
| | | | | | | | | | | | | | | | |
| | | | | | | | | | | | | | | | |
| | | | | | | | | | | | | | | | |
| | | | | | | | | | | | | | | | |
| | | | | | | | | | | | | | | | |
| | | | | | | | | | | | | | | | |
| | | | | | | | | | | | | | | | |
| | | | | | | | | | | | | | | | |
| | | | | | | | | | | | | | | | |
| | | | | | | | | | | | | | | | |
| | | | | | | | | | | | | | | | |
| | | | | | | | | | | | | | | | |
| | | | | | | | | | | | | | | | |
| | | | | | | | | | | | | | | | |
| | | | | | | | | | | | | | | | |
| | | | | | | | | | | | | | | | |
| | | | | | | | | | | | | | | | |
| | | | | | | | | | | | | | | | |
| | | | | | | | | | | | | | | | |
| | | | | | | | | | | | | | | | |
| | | | | | | | | | | | | | | | |
| | | | | | | | | | | | | | | | |
| | | | | | | | | | | | | | | | |
| | | | | | | | | | | | | | | | |
| | | | | | | | | | | | | | | | |
| | | | | | | | | | | | | | | | |
| | | | | | | | | | | | | | | | |
| | | | | | | | | | | | | | | | |
| | | | | | | | | | | | | | | | |
| | | | | | | | | | | | | | | | |
| | | | | | | | | | | | | | | | |
| | | | | | | | | | | | | | | | |
| | | | | | | | | | | | | | | | |
| | | | | | | | | | | | | | | | |
| | | | | | | | | | | | | | | | |
| | | | | | | | | | | | | | | | |
| | | | | | | | | | | | | | | | |
| | | | | | | | | | | | | | | | |
| | | | | | | | | | | | | | | | |
| | | | | | | | | | | | | | | | |
| | | | | | | | | | | | | | | | |
| | | | | | | | | | | | | | | | |
| | | | | | | | | | | | | | | | |
| | | | | | | | | | | | | | | | |
| | | | | | | | | | | | | | | | |
| | | | | | | | | | | | | | | | |
| | | | | | | | | | | | | | | | |
| | | | | | | | | | | | | | | | |
| | | | | | | | | | | | | | | | |
| | | | | | | | | | | | | | | | |
| | | | | | | | | | | | | | | | |
| | | | | | | | | | | | | | | | |
| | | | | | | | | | | | | | | | |
| | | | | | | | | | | | | | | | |
| | | | | | | | | | | | | | | | |
| | | | | | | | | | | | | | | | |
| | | | | | | | | | | | | | | | |
| | | | | | | | | | | | | | | | |
| | | | | | | | | | | | | | | | |
| | | | | | | | | | | | | | | | |
| | | | | | | | | | | | | | | | |
| | | | | | | | | | | | | | | | |
| | | | | | | | | | | | | | | | |
| | | | | | | | | | | | | | | | |
| | | | | | | | | | | | | | | | |
| | | | | | | | | | | | | | | | |
| | | | | | | | | | | | | | | | |
| | | | | | | | | | | | | | | | |
| | | | | | | | | | | | | | | | |
| | | | | | | | | | | | | | | | |
| | | | | | | | | | | | | | | | |
| | | | | | | | | | | | | | | | |
| | | | | | | | | | | | | | | | |
| | | | | | | | | | | | | | | | |
| | | | | | | | | | | | | | | | |
| | | | | | | | | | | | | | | | |
| | | | | | | | | | | | | | | | |
| | | | | | | | | | | | | | | | |
| | | | | | | | | | | | | | | | |
| | | | | | | | | | | | | | | | |
| | | | | | | | | | | | | | | | |
| | | | | | | | | | | | | | | | |
| | | | | | | | | | | | | | | | |
| | | | | | | | | | | | | | | | |
| | | | | | | | | | | | | | | | |
| | | | | | | | | | | | | | | | |
| | | | | | | | | | | | | | | | |
| | | | | | | | | | | | | | | | |
| | | | | | | | | | | | | | | | |
| | | | | | | | | | | | | | | | |
| | | | | | | | | | | | | | | | |
| | | | | | | | | | | | | | | | |
| | | | | | | | | | | | | | | | |
| | | | | | | | | | | | | | | | |
| | | | | | | | | | | | | | | | |
| | | | | | | | | | | | | | | | |
| | | | | | | | | | | | | | | | |
| | | | | | | | | | | | | | | | |
| | | | | | | | | | | | | | | | |
| | | | | | | | | | | | | | | | |
| | | | | | | | | | | | | | | | |
| | | | | | | | | | | | | | | | |
| | | | | | | | | | | | | | | | |
| | | | | | | | | | | | | | | | |
| | | | | | | | | | | | | | | | |
| | | | | | | | | | | | | | | | |
| | | | | | | | | | | | | | | | |
| | | | | | | | | | | | | | | | |
| | | | | | | | | | | | | | | | |
| | | | | | | | | | | | | | | | |
| | | | | | | | | | | | | | | | |
| | | | | | | | | | | | | | | | |
| | | | | | | | | | | | | | | | |
| | | | | | | | | | | | | | | | |
| | | | | | | | | | | | | | | | |
| | | | | | | | | | | | | | | | |
| | | | | | | | | | | | | | | | |
| | | | | | | | | | | | | | | | |
| | | | | | | | | | | | | | | | |
| | | | | | | | | | | | | | | | |
| | | | | | | | | | | | | | | | |
| | | | | | | | | | | | | | | | |
| | | | | | | | | | | | | | | | |
| | | | | | | | | | | | | | | | |
| | | | | | | | | | | | | | | | |
| | | | | | | | | | | | | | | | |
| | | | | | | | | | | | | | | | |
| | | | | | | | | | | | | | | | |
| | | | | | | | | | | | | | | | |
| | | | | | | | | | | | | | | | |
| | | | | | | | | | | | | | | | |
| | | | | | | | | | | | | | | | |
| | | | | | | | | | | | | | | | |
| | | | | | | | | | | | | | | | |
| | | | | | | | | | | | | | | | |
| | | | | | | | | | | | | | | | |
| | | | | | | | | | | | | | | | |
| | | | | | | | | | | | | | | | |
| | | | | | | | | | | | | | | | |
| | | | | | | | | | | | | | | | |
| | | | | | | | | | | | | | | | |
| | | | | | | | | | | | | | | | |
| | | | | | | | | | | | | | | | |
| | | | | | | | | | | | | | | | |
| | | | | | | | | | | | | | | | |
| | | | | | | | | | | | | | | | |
| | | | | | | | | | | | | | | | |
| | | | | | | | | | | | | | | | |
| | | | | | | | | | | | | | | | |
| | | | | | | | | | | | | | | | |
| | | | | | | | | | | | | | | | |
| | | | | | | | | | | | | | | | |
| | | | | | | | | | | | | | | | |
| | | | | | | | | | | | | | | | |
| | | | | | | | | | | | | | | | |
| | | | | | | | | | | | | | | | |
| | | | | | | | | | | | | | | | |
| | | | | | | | | | | | | | | | |
| | | | | | | | | | | | | | | | |
| | | | | | | | | | | | | | | | |
| | | | | | | | | | | | | | | | |
| | | | | | | | | | | | | | | | |
| | | | | | | | | | | | | | | | |
| | | | | | | | | | | | | | | | |
| | | | | | | | | | | | | | | | |
| | | | | | | | | | | | | | | | |

| | | | | | | | | | | | |
|------------------|----------|------|-----------|-----------|----------------|-------------|---------------|-------------|------|----------|-----------|
| Average RPI | Win: | 226 | WON-LOST | WINNING | LAST 10 | STRENGTH OF | OPP. STRENGTH | TEAM | ADJ. | CONF. | ADJ CONF. |
| Average RPI | Loss: | 63 | RECORD | PCT. RANK | GAMES | SCHEDULE | OF SCHEDULE | RPI | RPI | RPI | RPI |
| DIV. I ONLY | | 3- 4 | | 189 | 0- 1 | 45 | 217 | 125 | 125 | 9 | 9 |
| DIV. I NON-CONF. | | 3- 4 | | 189 | 0- 1 | 45 | 217 | 125 | 125 | 9 | 9 |
| ----- | | | | | | | | | | | |
| TOTALS | RPI 1-25 | | RPI 26-50 | | W-L RECORDS | RPI 51-100 | | RPI 101-150 | | RPI 150+ | |
| 3- 4 | 0- 1 | | 1- 1 | | OVERALL | 0- 1 | | 0- 0 | | 2- 1 | |
| 2- 1 | 0- 0 | | 1- 0 | | HOME | 0- 0 | | 0- 0 | | 1- 1 | |
| 1- 3 | 0- 1 | | 0- 1 | | AWAY | 0- 1 | | 0- 0 | | 1- 0 | |
| 0- 0 | 0- 0 | | 0- 0 | | NEUTRAL | 0- 0 | | 0- 0 | | 0- 0 | |
| 3- 4 | 0- 1 | | 1- 1 | | NON-CONFERENCE | 0- 1 | | 0- 0 | | 2- 1 | |
| 2- 1 | 0- 0 | | 1- 0 | | HOME | 0- 0 | | 0- 0 | | 1- 1 | |
| 1- 3 | 0- 1 | | 0- 1 | | AWAY | 0- 1 | | 0- 0 | | 1- 0 | |
| 0- 0 | 0- 0 | | 0- 0 | | NEUTRAL | 0- 0 | | 0- 0 | | 0- 0 | |
| 0- 0 | 0- 0 | | 0- 0 | | CONFERENCE | 0- 0 | | 0- 0 | | 0- 0 | |
| 0- 0 | 0- 0 | | 0- 0 | | HOME | 0- 0 | | 0- 0 | | 0- 0 | |
| 0- 0 | 0- 0 | | 0- 0 | | AWAY | 0- 0 | | 0- 0 | | 0- 0 | |
| 0- 0 | 0- 0 | | 0- 0 | | NEUTRAL | 0- 0 | | 0- 0 | | 0- 0 | |

| RPI 1-25 | | | | RPI 26-50 | | | | RPI 51-100 | | | | RPI 101+ Team's RPI: 125 | | | |
|---------------------------|---|-----------|-------|-----------|---|---------------------|-------|------------|---|----------------|-------|--------------------------|---|---------------------|-------|
| RPI | S | Opponent | Score | RPI | S | Opponent | Score | RPI | S | Opponent | Score | RPI | S | Opponent | Score |
| 16 | A | Minnesota | 50 67 | 27 | A | Northeastern | 41 54 | 56 | A | Denver | 66 92 | 151 | H | George Mason | 71 78 |
| | | | | 43 | H | Northern Colo. | 69 57 | | | | | 297 | A | Army West Point | 71 60 |
| | | | | | | | | | | | | 339 | H | Fairleigh Dickinson | 85 37 |
| LAST 12 Division I GAMES: | | | | | | | | | | | | | | | |
| | | | | 27 | A | Northeastern | 41 54 | 16 | A | Minnesota | 50 67 | | | | |
| | | | | 297 | A | Army West Point | 71 60 | 43 | H | Northern Colo. | 69 57 | | | | |
| | | | | 339 | H | Fairleigh Dickinson | 85 37 | | | | | | | | |
| | | | | 56 | A | Denver | 66 92 | | | | | | | | |
| | | | | 151 | H | George Mason | 71 78 | | | | | | | | |

Non-Div I Games: Western St. 72 54

Air Force

Average RPI Win: 291

Average RPI Loss: 131

WON-LOST
RECORDWINNING
PCT. RANKLAST 10
GAMESSTRENGTH OF
SCHEDULEOPP. STRENGTH
OF SCHEDULETEAM
RPIADJ.
RPICONF.
RPIADJ CONF.
RPIDIV. I ONLY
DIV. I NON-CONF.4- 1
4- 157
571- 0
1- 0349
34978
78231
231231
23111
1111
11

TOTALS

RPI 1-25

RPI 26-50

W-L RECORDS

RPI 51-100

RPI 101-150

RPI 150+

4- 1
1- 0
1- 1
2- 00- 0
0- 0
0- 0
0- 00- 0
0- 0
0- 0
0- 0OVERALL
HOME
AWAY
NEUTRAL0- 0
0- 0
0- 0
0- 00- 1
0- 0
0- 1
0- 04- 0
1- 0
1- 0
2- 04- 1
1- 0
1- 1
2- 00- 0
0- 0
0- 0
0- 00- 0
0- 0
0- 0
0- 0NON-CONFERENCE
HOME
AWAY
NEUTRAL0- 0
0- 0
0- 0
0- 00- 1
0- 0
0- 1
0- 04- 0
1- 0
1- 0
2- 00- 0
0- 0
0- 0
0- 00- 0
0- 0
0- 0
0- 00- 0
0- 0
0- 0
0- 0CONFERENCE
HOME
AWAY
NEUTRAL0- 0
0- 0
0- 0
0- 00- 0
0- 0
0- 0
0- 00- 0
0- 0
0- 0
0- 0

RPI 1-25

RPI 26-50

RPI 51-100

RPI 101+

Team's RPI: 231

RPI S Opponent Score

RPI S Opponent Score

RPI S Opponent Score

RPI S Opponent Score

| | | | | |
|-----|---|----------------|----|----|
| 131 | A | Youngstown St. | 61 | 72 |
| 250 | N | Oakland | 85 | 65 |
| 275 | H | Eastern Ky. | 63 | 54 |
| 300 | A | N. C. A&T | 49 | 36 |
| 338 | N | Northern Ky. | 77 | 60 |

LAST 12 Division I GAMES:

| | | | | | | | | | |
|-----|---|-------------|----|----|-----|---|----------------|----|----|
| 275 | H | Eastern Ky. | 63 | 54 | 131 | A | Youngstown St. | 61 | 72 |
| | | | | | 338 | N | Northern Ky. | 77 | 60 |
| | | | | | 250 | N | Oakland | 85 | 65 |
| | | | | | 300 | A | N. C. A&T | 49 | 36 |

Akron

Akron

Non-Div I Games:

Akron

Loss,
 Non-Conf, S Site,
 H Home
A Away
 N Neutral

Average RPI Win: **193**
 Average RPI Loss: **119**

WON-LOST
RECORD

WINNING
PCT. RANK

LAST 10
GAMES

STRENGTH OF
SCHEDULE

OPP. STRENGTH
OF SCHEDULE

TEAM
RPI

ADJ.
RPI

CONF.
RPI

ADJ CONF.
RPI

| | | | | | | | | | |
|------------------|----------|-----------|----------------|------------|-------------|----------|-----|---|---|
| DIV. I ONLY | 5- 3 | 114 | 0- 1 | 85 | 216 | 110 | 110 | 6 | 6 |
| DIV. I NON-CONF. | 5- 3 | 114 | 0- 1 | 85 | 216 | 110 | 110 | 6 | 6 |
| TOTALS | RPI 1-25 | RPI 26-50 | W-L RECORDS | RPI 51-100 | RPI 101-150 | RPI 150+ | | | |
| 5- 3 | 0- 0 | 0- 0 | OVERALL | 1- 1 | 0- 2 | 4- 0 | | | |
| 4- 0 | 0- 0 | 0- 0 | HOME | 1- 0 | 0- 0 | 3- 0 | | | |
| 1- 1 | 0- 0 | 0- 0 | AWAY | 0- 0 | 0- 1 | 1- 0 | | | |
| 0- 2 | 0- 0 | 0- 0 | NEUTRAL | 0- 1 | 0- 1 | 0- 0 | | | |
| 5- 3 | 0- 0 | 0- 0 | NON-CONFERENCE | 1- 1 | 0- 2 | 4- 0 | | | |
| 4- 0 | 0- 0 | 0- 0 | HOME | 1- 0 | 0- 0 | 3- 0 | | | |
| 1- 1 | 0- 0 | 0- 0 | AWAY | 0- 0 | 0- 1 | 1- 0 | | | |
| 0- 2 | 0- 0 | 0- 0 | NEUTRAL | 0- 1 | 0- 1 | 0- 0 | | | |
| 0- 0 | 0- 0 | 0- 0 | CONFERENCE | 0- 0 | 0- 0 | 0- 0 | | | |
| 0- 0 | 0- 0 | 0- 0 | HOME | 0- 0 | 0- 0 | 0- 0 | | | |
| 0- 0 | 0- 0 | 0- 0 | AWAY | 0- 0 | 0- 0 | 0- 0 | | | |
| 0- 0 | 0- 0 | 0- 0 | NEUTRAL | 0- 0 | 0- 0 | 0- 0 | | | |

| RPI 1-25 | | | | RPI 26-50 | | | | RPI 51-100 | | | | RPI 101+ | | | | Team's RPI: 110 |
|---------------------------|---|------------------|-------|-----------|---|----------------|-------|------------|---|----------|-------|----------|---|------------------|-------|-----------------|
| RPI | S | Opponent | Score | RPI | S | Opponent | Score | RPI | S | Opponent | Score | RPI | S | Opponent | Score | |
| | | | | | | | | 71 | H | Clemson | 76 56 | 133 | N | Louisiana Tech | 62 | 79 |
| | | | | | | | | 78 | N | Tulsa | 73 80 | 147 | A | Utah | 62 | 72 |
| | | | | | | | | | | | | 157 | H | Southeastern La. | 88 | 40 |
| | | | | | | | | | | | | 161 | A | SMU | 62 | 61 |
| | | | | | | | | | | | | 286 | H | Grambling | 73 | 55 |
| | | | | | | | | | | | | 288 | H | Stetson | 59 | 47 |
| LAST 12 Division I GAMES: | | | | | | | | | | | | | | | | |
| 288 | H | Stetson | 59 47 | 133 | N | Louisiana Tech | 62 | 79 | | | | | | | | |
| 286 | H | Grambling | 73 55 | 78 | N | Tulsa | 73 | 80 | | | | | | | | |
| 71 | H | Clemson | 76 56 | | | | | | | | | | | | | |
| 161 | A | SMU | 62 61 | | | | | | | | | | | | | |
| 147 | A | Utah | 62 72 | | | | | | | | | | | | | |
| 157 | H | Southeastern La. | 88 40 | | | | | | | | | | | | | |

Non-Div I Games:

Alabama

Loss, Non-Conf, S Site, H Home A Away N Neutral

| Average RPI Win: 301 | | WON-LOST | WINNING | LAST 10 | STRENGTH OF | OPP. STRENGTH | TEAM | ADJ. | CONF. | ADJ CONF. |
|-----------------------|------|----------|-----------|----------------|-------------|---------------|-------------|----------|-------|-----------|
| Average RPI Loss: 162 | | RECORD | PCT. RANK | GAMES | SCHEDULE | OF SCHEDULE | RPI | RPI | RPI | RPI |
| DIV. I ONLY | | 2- 4 | 230 | 1- 0 | 140 | 297 | 218 | 218 | 26 | 26 |
| DIV. I NON-CONF. | | 2- 4 | 230 | 1- 0 | 140 | 297 | 218 | 218 | 26 | 26 |
| <hr/> | | | | | | | | | | |
| TOTALS | | RPI 1-25 | RPI 26-50 | W-L RECORDS | | RPI 51-100 | RPI 101-150 | RPI 150+ | | |
| 2- 4 | 0- 0 | | 0- 1 | OVERALL | | 0- 0 | 0- 2 | 2- 1 | | |
| 1- 1 | 0- 0 | | 0- 0 | HOME | | 0- 0 | 0- 0 | 1- 1 | | |
| 1- 3 | 0- 0 | | 0- 1 | AWAY | | 0- 0 | 0- 2 | 1- 0 | | |
| 0- 0 | 0- 0 | | 0- 0 | NEUTRAL | | 0- 0 | 0- 0 | 0- 0 | | |
| 2- 4 | 0- 0 | | 0- 1 | NON-CONFERENCE | | 0- 0 | 0- 2 | 2- 1 | | |
| 1- 1 | 0- 0 | | 0- 0 | HOME | | 0- 0 | 0- 0 | 1- 1 | | |
| 1- 3 | 0- 0 | | 0- 1 | AWAY | | 0- 0 | 0- 2 | 1- 0 | | |
| 0- 0 | 0- 0 | | 0- 0 | NEUTRAL | | 0- 0 | 0- 0 | 0- 0 | | |
| 0- 0 | 0- 0 | | 0- 0 | CONFERENCE | | 0- 0 | 0- 0 | 0- 0 | | |
| 0- 0 | 0- 0 | | 0- 0 | HOME | | 0- 0 | 0- 0 | 0- 0 | | |
| 0- 0 | 0- 0 | | 0- 0 | AWAY | | 0- 0 | 0- 0 | 0- 0 | | |
| 0- 0 | 0- 0 | | 0- 0 | NEUTRAL | | 0- 0 | 0- 0 | 0- 0 | | |

| RPI 1-25 | | | | RPI 26-50 | | | | RPI 51-100 | | | | RPI 101+ Team's RPI: 218 | | | |
|---------------------------|---|----------|-------|-----------|---|----------|-------|------------|---|---------------|-------|--------------------------|---|---------------|-------|
| RPI | S | Opponent | Score | RPI | S | Opponent | Score | RPI | S | Opponent | Score | RPI | S | Opponent | Score |
| | | | | 35 | A | Kansas | 54 65 | | | | | 143 | A | UAB | 47 82 |
| | | | | | | | | | | | | 150 | A | Illinois | 60 88 |
| | | | | | | | | | | | | 293 | H | Tennessee St. | 67 57 |
| | | | | | | | | | | | | 308 | A | Murray St. | 59 53 |
| | | | | | | | | | | | | 319 | H | Lipscomb | 58 62 |
| <hr/> | | | | | | | | | | | | | | | |
| LAST 12 Division I GAMES: | | | | | | | | | | | | | | | |
| | | | | | | | | 308 | A | Murray St. | 59 53 | | | | |
| | | | | | | | | 143 | A | UAB | 47 82 | | | | |
| | | | | | | | | 35 | A | Kansas | 54 65 | | | | |
| | | | | | | | | 319 | H | Lipscomb | 58 62 | | | | |
| | | | | | | | | 293 | H | Tennessee St. | 67 57 | | | | |
| | | | | | | | | 150 | A | Illinois | 60 88 | | | | |

Non-Div I Games:

Alabama A&M

| | | | | | | | | | | |
|-------------------|----------|-----------|----------------|------------|-------------|---------------|------|------|-------|-----------|
| Average RPI Win: | 0 | WON-LOST | WINNING | LAST 10 | STRENGTH OF | OPP. STRENGTH | TEAM | ADJ. | CONF. | ADJ CONF. |
| Average RPI Loss: | 143 | RECORD | PCT. RANK | GAMES | SCHEDULE | OF SCHEDULE | RPI | RPI | RPI | RPI |
| DIV. I ONLY | 0- 5 | 326 | 0- 0 | 52 | 292 | 280 | 280 | 26 | 26 | |
| DIV. I NON-CONF. | 0- 5 | 326 | 0- 0 | 52 | 292 | 280 | 280 | 26 | 26 | |
| ----- | | | | | | | | | | |
| TOTALS | RPI 1-25 | RPI 26-50 | W-L RECORDS | RPI 51-100 | RPI 101-150 | RPI 150+ | | | | |
| 0- 5 | 0- 1 | 0- 0 | OVERALL | 0- 0 | 0- 2 | 0- 2 | | | | |
| 0- 2 | 0- 0 | 0- 0 | HOME | 0- 0 | 0- 1 | 0- 1 | | | | |
| 0- 3 | 0- 1 | 0- 0 | AWAY | 0- 0 | 0- 1 | 0- 1 | | | | |
| 0- 0 | 0- 0 | 0- 0 | NEUTRAL | 0- 0 | 0- 0 | 0- 0 | | | | |
| 0- 5 | 0- 1 | 0- 0 | NON-CONFERENCE | 0- 0 | 0- 2 | 0- 2 | | | | |
| 0- 2 | 0- 0 | 0- 0 | HOME | 0- 0 | 0- 1 | 0- 1 | | | | |
| 0- 3 | 0- 1 | 0- 0 | AWAY | 0- 0 | 0- 1 | 0- 1 | | | | |
| 0- 0 | 0- 0 | 0- 0 | NEUTRAL | 0- 0 | 0- 0 | 0- 0 | | | | |
| 0- 0 | 0- 0 | 0- 0 | CONFERENCE | 0- 0 | 0- 0 | 0- 0 | | | | |
| 0- 0 | 0- 0 | 0- 0 | HOME | 0- 0 | 0- 0 | 0- 0 | | | | |
| 0- 0 | 0- 0 | 0- 0 | AWAY | 0- 0 | 0- 0 | 0- 0 | | | | |
| 0- 0 | 0- 0 | 0- 0 | NEUTRAL | 0- 0 | 0- 0 | 0- 0 | | | | |

| RPI 1-25 | | | | RPI 26-50 | | | | RPI 51-100 | | | | RPI 101+ Team's RPI: 280 | | | |
|---------------------------|---|----------------|--------|-----------|---|----------|-------|------------|---|----------|-------|--------------------------|---|----------------|--------|
| RPI | S | Opponent | Score | RPI | S | Opponent | Score | RPI | S | Opponent | Score | RPI | S | Opponent | Score |
| 22 | A | Kentucky | 35 87 | | | | | | | | | 121 | H | South Carolina | 38 94 |
| | | | | | | | | | | | | 137 | A | North Ala. | 42 68 |
| | | | | | | | | | | | | 199 | A | Troy | 46 116 |
| | | | | | | | | | | | | 234 | H | Samford | 51 60 |
| LAST 12 Division I GAMES: | | | | | | | | | | | | | | | |
| 199 | A | Troy | 46 116 | | | | | | | | | | | | |
| 137 | A | North Ala. | 42 68 | | | | | | | | | | | | |
| 234 | H | Samford | 51 60 | | | | | | | | | | | | |
| 121 | H | South Carolina | 38 94 | | | | | | | | | | | | |
| 22 | A | Kentucky | 35 87 | | | | | | | | | | | | |

Non-Div I Games: Mobile 69 63

Alabama St.

Loss,
Non-Conf, S Site,
H Home
A Away
N Neutral

| | | | | | | | | | | |
|------------------|-----------|-----------------|-------------------|---------------|----------------------|---------------------------|----------|----------|-----------|---------------|
| Average RPI | Win: 336 | WON-LOST RECORD | WINNING PCT. RANK | LAST 10 GAMES | STRENGTH OF SCHEDULE | OPP. STRENGTH OF SCHEDULE | TEAM RPI | ADJ. RPI | CONF. RPI | ADJ CONF. RPI |
| Average RPI | Loss: 189 | | | | | | | | | |
| DIV. I ONLY | 1- 7 | 316 | 0- 1 | 285 | 243 | 330 | 330 | 22 | 22 | |
| DIV. I NON-CONF. | 1- 7 | 316 | 0- 1 | 285 | 243 | 330 | 330 | 22 | 22 | |
| <hr/> | | | | | | | | | | |
| TOTALS | RPI 1-25 | RPI 26-50 | W-L RECORDS | RPI 51-100 | RPI 101-150 | RPI 150+ | | | | |
| 1- 7 | 0- 0 | 0- 0 | OVERALL | 0- 1 | 0- 3 | 1- 3 | | | | |
| 1- 2 | 0- 0 | 0- 0 | HOME | 0- 0 | 0- 1 | 1- 1 | | | | |
| 0- 5 | 0- 0 | 0- 0 | AWAY | 0- 1 | 0- 2 | 0- 2 | | | | |
| 0- 0 | 0- 0 | 0- 0 | NEUTRAL | 0- 0 | 0- 0 | 0- 0 | | | | |
| 1- 7 | 0- 0 | 0- 0 | NON-CONFERENCE | 0- 1 | 0- 3 | 1- 3 | | | | |
| 1- 2 | 0- 0 | 0- 0 | HOME | 0- 0 | 0- 1 | 1- 1 | | | | |
| 0- 5 | 0- 0 | 0- 0 | AWAY | 0- 1 | 0- 2 | 0- 2 | | | | |
| 0- 0 | 0- 0 | 0- 0 | NEUTRAL | 0- 0 | 0- 0 | 0- 0 | | | | |
| 0- 0 | 0- 0 | 0- 0 | CONFERENCE | 0- 0 | 0- 0 | 0- 0 | | | | |
| 0- 0 | 0- 0 | 0- 0 | HOME | 0- 0 | 0- 0 | 0- 0 | | | | |
| 0- 0 | 0- 0 | 0- 0 | AWAY | 0- 0 | 0- 0 | 0- 0 | | | | |
| 0- 0 | 0- 0 | 0- 0 | NEUTRAL | 0- 0 | 0- 0 | 0- 0 | | | | |

| RPI 1-25 | | | | RPI 26-50 | | | | RPI 51-100 | | | | RPI 101+ | | | | Team's RPI : 330 | |
|------------------------------|---|------------|-------|-----------|-----|----------|-------------|------------|----|------------|-------|-------------|-----|-------------|------------|------------------|----|
| RPI | S | Opponent | Score | RPI | S | Opponent | Score | RPI | S | Opponent | Score | RPI | S | Opponent | Score | | |
| | | | | | | | | 81 | A | South Fla. | 37 | 74 | 126 | H | Holy Cross | 50 | 56 |
| | | | | | | | | | | | | 127 | A | Rutgers | 39 | 65 | |
| | | | | | | | | | | | | 134 | A | Monmouth | 56 | 64 | |
| | | | | | | | | | | | | 232 | A | Cornel I | 34 | 48 | |
| | | | | | | | | | | | | 304 | A | Lafayette | 66 | 67 | |
| | | | | | | | | | | | | 321 | H | Can i si us | 42 | 48 | |
| | | | | | | | | | | | | 336 | H | Manhattan | 60 | 54 | |
| | | | | | | | | | | | | | | | | | |
| LAST 12 Di vi si on I GAMES: | | | | | | | | | | | | | | | | | |
| 304 | A | Lafayette | 66 | 67 | 321 | H | Can i si us | 42 | 48 | 126 | H | Hol y Cross | 50 | 56 | | | |
| 81 | A | South Fla. | 37 | 74 | 134 | A | Monmouth | 56 | 64 | 127 | A | Rutgers | 39 | 65 | | | |
| | | | | | 336 | H | Manhattan | 60 | 54 | 232 | A | Cornel I | 34 | 48 | | | |

Non-Div I Games:

Albany (NY)

American

A
m
e
r
i
c
a
n

Ameri can

| | | | | | | | | | | |
|-------------------|----------|-----------|----------------|------------|-------------|---------------|------|------|-------|-----------|
| Average RPI Win: | 288 | WON-LOST | WINNING | LAST 10 | STRENGTH OF | OPP. STRENGTH | TEAM | ADJ. | CONF. | ADJ CONF. |
| Average RPI Loss: | 165 | RECORD | PCT. RANK | GAMES | SCHEDULE | OF SCHEDULE | RPI | RPI | RPI | RPI |
| DIV. I ONLY | 5- 3 | 114 | 1- 0 | 301 | 231 | 209 | 209 | 21 | 21 | |
| DIV. I NON-CONF. | 5- 3 | 114 | 1- 0 | 301 | 231 | 209 | 209 | 21 | 21 | |
| ----- | | | | | | | | | | |
| TOTALS | RPI 1-25 | RPI 26-50 | W-L RECORDS | RPI 51-100 | RPI 101-150 | RPI 150+ | | | | |
| 5- 3 | 0- 0 | 0- 0 | OVERALL | 0- 1 | 0- 1 | 5- 1 | | | | |
| 4- 0 | 0- 0 | 0- 0 | HOME | 0- 0 | 0- 0 | 4- 0 | | | | |
| 1- 3 | 0- 0 | 0- 0 | AWAY | 0- 1 | 0- 1 | 1- 1 | | | | |
| 0- 0 | 0- 0 | 0- 0 | NEUTRAL | 0- 0 | 0- 0 | 0- 0 | | | | |
| 5- 3 | 0- 0 | 0- 0 | NON-CONFERENCE | 0- 1 | 0- 1 | 5- 1 | | | | |
| 4- 0 | 0- 0 | 0- 0 | HOME | 0- 0 | 0- 0 | 4- 0 | | | | |
| 1- 3 | 0- 0 | 0- 0 | AWAY | 0- 1 | 0- 1 | 1- 1 | | | | |
| 0- 0 | 0- 0 | 0- 0 | NEUTRAL | 0- 0 | 0- 0 | 0- 0 | | | | |
| 0- 0 | 0- 0 | 0- 0 | CONFERENCE | 0- 0 | 0- 0 | 0- 0 | | | | |
| 0- 0 | 0- 0 | 0- 0 | HOME | 0- 0 | 0- 0 | 0- 0 | | | | |
| 0- 0 | 0- 0 | 0- 0 | AWAY | 0- 0 | 0- 0 | 0- 0 | | | | |
| 0- 0 | 0- 0 | 0- 0 | NEUTRAL | 0- 0 | 0- 0 | 0- 0 | | | | |

| RPI 1-25 | | | | RPI 26-50 | | | | RPI 51-100 | | | | RPI 101+ | | | | Team's RPI: 209 |
|---------------------------|---|--------------------|-------|-----------|---|----------------|-------|------------|---|--------------|-------|----------|---|--------------------|-------|-----------------|
| RPI | S | Opponent | Score | RPI | S | Opponent | Score | RPI | S | Opponent | Score | RPI | S | Opponent | Score | |
| | | | | | | | | 55 | A | Georgia Tech | 53 71 | 143 | A | UAB | 61 80 | |
| | | | | | | | | | | | | 188 | H | Elon | 65 62 | |
| | | | | | | | | | | | | 296 | A | Davidson | 81 78 | |
| | | | | | | | | | | | | 298 | A | ETSU | 64 95 | |
| | | | | | | | | | | | | 315 | H | Marshall | 74 52 | |
| | | | | | | | | | | | | 317 | H | Col. of Charleston | 80 66 | |
| | | | | | | | | | | | | 325 | H | UNC Greensboro | 68 65 | |
| LAST 12 Division I GAMES: | | | | | | | | | | | | | | | | |
| 317 | H | Col. of Charleston | 80 66 | 325 | H | UNC Greensboro | 68 65 | | | | | | | | | |
| 298 | A | ETSU | 64 95 | 55 | A | Georgia Tech | 53 71 | | | | | | | | | |
| 315 | H | Marshall | 74 52 | 143 | A | UAB | 61 80 | | | | | | | | | |
| 188 | H | Elon | 65 62 | | | | | | | | | | | | | |
| 296 | A | Davidson | 81 78 | | | | | | | | | | | | | |

Non-Div I Games:

Appalachian St.

| | | | | | | | | | | | |
|------------------|----------|------|-----------|-----------|----------------|-------------|---------------|-------------|------|----------|-----------|
| Average RPI | Win: | 220 | WON-LOST | WINNING | LAST 10 | STRENGTH OF | OPP. STRENGTH | TEAM | ADJ. | CONF. | ADJ CONF. |
| Average RPI | Loss: | 91 | RECORD | PCT. RANK | GAMES | SCHEDULE | OF SCHEDULE | RPI | RPI | RPI | RPI |
| DIV. I ONLY | | 6- 1 | | 34 | 1- 0 | 270 | 116 | 135 | 135 | 2 | 2 |
| DIV. I NON-CONF. | | 6- 1 | | 34 | 1- 0 | 270 | 116 | 135 | 135 | 2 | 2 |
| ----- | | | | | | | | | | | |
| TOTALS | RPI 1-25 | | RPI 26-50 | | W-L RECORDS | RPI 51-100 | | RPI 101-150 | | RPI 150+ | |
| 6- 1 | 0- 0 | | 0- 0 | | OVERALL | 1- 1 | | 1- 0 | | 4- 0 | |
| 3- 1 | 0- 0 | | 0- 0 | | HOME | 0- 1 | | 1- 0 | | 2- 0 | |
| 1- 0 | 0- 0 | | 0- 0 | | AWAY | 0- 0 | | 0- 0 | | 1- 0 | |
| 2- 0 | 0- 0 | | 0- 0 | | NEUTRAL | 1- 0 | | 0- 0 | | 1- 0 | |
| 6- 1 | 0- 0 | | 0- 0 | | NON-CONFERENCE | 1- 1 | | 1- 0 | | 4- 0 | |
| 3- 1 | 0- 0 | | 0- 0 | | HOME | 0- 1 | | 1- 0 | | 2- 0 | |
| 1- 0 | 0- 0 | | 0- 0 | | AWAY | 0- 0 | | 0- 0 | | 1- 0 | |
| 2- 0 | 0- 0 | | 0- 0 | | NEUTRAL | 1- 0 | | 0- 0 | | 1- 0 | |
| 0- 0 | 0- 0 | | 0- 0 | | CONFERENCE | 0- 0 | | 0- 0 | | 0- 0 | |
| 0- 0 | 0- 0 | | 0- 0 | | HOME | 0- 0 | | 0- 0 | | 0- 0 | |
| 0- 0 | 0- 0 | | 0- 0 | | AWAY | 0- 0 | | 0- 0 | | 0- 0 | |
| 0- 0 | 0- 0 | | 0- 0 | | NEUTRAL | 0- 0 | | 0- 0 | | 0- 0 | |

| | | | | | | | | | | | | | | | |
|---------------------------|---|----------|-------|-----------|---|----------|-------|------------|---|------------------|-------|--------------------------|---|--------------------|-------|
| RPI 1-25 | | | | RPI 26-50 | | | | RPI 51-100 | | | | RPI 101+ Team's RPI: 135 | | | |
| RPI | S | Opponent | Score | RPI | S | Opponent | Score | RPI | S | Opponent | Score | RPI | S | Opponent | Score |
| | | | | | | | | 85 | N | Portland | 92 70 | 117 | H | Idaho St. | 71 46 |
| | | | | | | | | 91 | H | Loyola Marymount | 64 66 | 230 | A | San Diego St. | 69 60 |
| | | | | | | | | | | | | 260 | N | Seattle U | 84 54 |
| | | | | | | | | | | | | 313 | H | Incarnate Word | 84 42 |
| | | | | | | | | | | | | 316 | H | South Carolina St. | 73 32 |
| ----- | | | | | | | | | | | | | | | |
| LAST 12 Division I GAMES: | | | | | | | | | | | | | | | |
| | | | | | | | | 85 | N | Portland | 92 70 | 230 | A | San Diego St. | 69 60 |
| | | | | | | | | 260 | N | Seattle U | 84 54 | 313 | H | Incarnate Word | 84 42 |
| | | | | | | | | 91 | H | Loyola Marymount | 64 66 | 316 | H | South Carolina St. | 73 32 |
| | | | | | | | | 117 | H | Idaho St. | 71 46 | | | | |

Non-Div I Games:

Ari zona

| | | | | | | | | | | |
|------------------|----------|-----------|----------------|------------|-------------|---------------|------|------|-------|-----------|
| Average RPI | Win: 166 | WON-LOST | WINNING | LAST 10 | STRENGTH OF | OPP. STRENGTH | TEAM | ADJ. | CONF. | ADJ CONF. |
| Average RPI | Loss: 13 | RECORD | PCT. RANK | GAMES | SCHEDULE | OF SCHEDULE | RPI | RPI | RPI | RPI |
| DIV. I ONLY | 5- 2 | 78 | 1- 0 | 30 | 136 | 39 | 39 | 2 | 2 | |
| DIV. I NON-CONF. | 5- 2 | 78 | 1- 0 | 30 | 136 | 39 | 39 | 2 | 2 | |
| TOTALS | RPI 1-25 | RPI 26-50 | W-L RECORDS | RPI 51-100 | RPI 101-150 | RPI 150+ | | | | |
| 5- 2 | 0- 2 | 0- 0 | OVERALL | 2- 0 | 1- 0 | 2- 0 | | | | |
| 3- 1 | 0- 1 | 0- 0 | HOME | 1- 0 | 1- 0 | 1- 0 | | | | |
| 1- 0 | 0- 0 | 0- 0 | AWAY | 1- 0 | 0- 0 | 0- 0 | | | | |
| 1- 1 | 0- 1 | 0- 0 | NEUTRAL | 0- 0 | 0- 0 | 1- 0 | | | | |
| 5- 2 | 0- 2 | 0- 0 | NON-CONFERENCE | 2- 0 | 1- 0 | 2- 0 | | | | |
| 3- 1 | 0- 1 | 0- 0 | HOME | 1- 0 | 1- 0 | 1- 0 | | | | |
| 1- 0 | 0- 0 | 0- 0 | AWAY | 1- 0 | 0- 0 | 0- 0 | | | | |
| 1- 1 | 0- 1 | 0- 0 | NEUTRAL | 0- 0 | 0- 0 | 1- 0 | | | | |
| 0- 0 | 0- 0 | 0- 0 | CONFERENCE | 0- 0 | 0- 0 | 0- 0 | | | | |
| 0- 0 | 0- 0 | 0- 0 | HOME | 0- 0 | 0- 0 | 0- 0 | | | | |
| 0- 0 | 0- 0 | 0- 0 | AWAY | 0- 0 | 0- 0 | 0- 0 | | | | |
| 0- 0 | 0- 0 | 0- 0 | NEUTRAL | 0- 0 | 0- 0 | 0- 0 | | | | |

| | | | | |
|----------------------------|----------------------------|----------------|-----------------------|----------------------------|
| RPI 1-25 | RPI 26-50 | Team's RPI: 39 | RPI 51-100 | RPI 101+ |
| RPI S Opponent Score | RPI S Opponent Score | | RPI S Opponent Score | RPI S Opponent Score |
| 10 N Louisville 56 58 | | | 76 A Arkansas 88 85 | 133 H Louisiana Tech 80 44 |
| 15 H Baylor 59 65 | | | 78 H Tulsa 70 52 | 228 N Southern Ill. 82 38 |
| | | | | 313 H Incarnate Word 81 43 |
| LAST 12 Division I GAMES: | | | | |
| 78 H Tulsa 70 52 | 228 N Southern Ill. 82 38 | | 10 N Louisville 56 58 | |
| 133 H Louisiana Tech 80 44 | 76 A Arkansas 88 85 | | 15 H Baylor 59 65 | |
| | 313 H Incarnate Word 81 43 | | | |

Non-Div I Games:

Ari zona St.

| Average RPI Win: 0 | | WON-LOST RECORD | WINNING PCT. RANK | LAST 10 GAMES | STRENGTH OF SCHEDULE | OPP. STRENGTH OF SCHEDULE | TEAM RPI | ADJ. RPI | CONF. RPI | ADJ. CONF. RPI |
|-----------------------|------|-----------------|-------------------|----------------|----------------------|---------------------------|-------------|----------|-----------|----------------|
| Average RPI Loss: 108 | | | | | | | | | | |
| DIV. I ONLY | | 0- 3 | 326 | 0- 0 | 4 | 280 | 162 | 162 | 26 | 26 |
| DIV. I NON-CONF. | | 0- 3 | 326 | 0- 0 | 4 | 280 | 162 | 162 | 26 | 26 |
| TOTALS | | RPI 1-25 | RPI 26-50 | W-L RECORDS | | RPI 51-100 | RPI 101-150 | RPI 150+ | | |
| 0- 3 | 0- 1 | | 0- 0 | OVERALL | | 0- 1 | 0- 0 | 0- 1 | | |
| 0- 0 | 0- 0 | | 0- 0 | HOME | | 0- 0 | 0- 0 | 0- 0 | | |
| 0- 3 | 0- 1 | | 0- 0 | AWAY | | 0- 1 | 0- 0 | 0- 1 | | |
| 0- 0 | 0- 0 | | 0- 0 | NEUTRAL | | 0- 0 | 0- 0 | 0- 0 | | |
| 0- 3 | 0- 1 | | 0- 0 | NON-CONFERENCE | | 0- 1 | 0- 0 | 0- 1 | | |
| 0- 0 | 0- 0 | | 0- 0 | HOME | | 0- 0 | 0- 0 | 0- 0 | | |
| 0- 3 | 0- 1 | | 0- 0 | AWAY | | 0- 1 | 0- 0 | 0- 1 | | |
| 0- 0 | 0- 0 | | 0- 0 | NEUTRAL | | 0- 0 | 0- 0 | 0- 0 | | |
| 0- 0 | 0- 0 | | 0- 0 | CONFERENCE | | 0- 0 | 0- 0 | 0- 0 | | |
| 0- 0 | 0- 0 | | 0- 0 | HOME | | 0- 0 | 0- 0 | 0- 0 | | |
| 0- 0 | 0- 0 | | 0- 0 | AWAY | | 0- 0 | 0- 0 | 0- 0 | | |
| 0- 0 | 0- 0 | | 0- 0 | NEUTRAL | | 0- 0 | 0- 0 | 0- 0 | | |

| RPI 1-25 | | | | RPI 26-50 | | | | RPI 51-100 | | | | RPI 101+ | | | | Team's RPI: 162 | |
|---------------------------|---|-------------|-------|-----------|---|-----------|-------|------------|---|------------|-------|----------|---|-------------|-------|-----------------|--|
| RPI | S | Opponent | Score | RPI | S | Opponent | Score | RPI | S | Opponent | Score | RPI | S | Opponent | Score | | |
| 16 | A | Minnesota | 42 84 | | | | | 93 | A | Oregon St. | 33 89 | 214 | A | Wichita St. | 39 76 | | |
| LAST 12 Division I GAMES: | | | | | | | | | | | | | | | | | |
| 93 | A | Oregon St. | 33 89 | 16 | A | Minnesota | 42 84 | | | | | | | | | | |
| 214 | A | Wichita St. | 39 76 | | | | | | | | | | | | | | |

| | | | |
|------------------|------------|----|----|
| Non-Div I Games: | Paul Quinn | 68 | 52 |
|------------------|------------|----|----|

Ark. -Pi ne Bl uff

■ Loss, ■ Non-Conf, S Site, H Home A Away N Neutral

| | | | | | | | | | | |
|-------------------|----------|-----------|----------------|------------|-------------|---------------|------|------|-------|-----------|
| Average RPI Win: | 204 | WON-LOST | WINNING | LAST 10 | STRENGTH OF | OPP. STRENGTH | TEAM | ADJ. | CONF. | ADJ CONF. |
| Average RPI Loss: | 50 | RECORD | PCT. RANK | GAMES | SCHEDULE | OF SCHEDULE | RPI | RPI | RPI | RPI |
| DIV. I ONLY | 6- 3 | 100 | 1- 0 | 94 | 89 | 76 | 76 | 6 | 6 | |
| DIV. I NON-CONF. | 6- 3 | 100 | 1- 0 | 94 | 89 | 76 | 76 | 6 | 6 | |
| ----- | | | | | | | | | | |
| TOTALS | RPI 1-25 | RPI 26-50 | W-L RECORDS | RPI 51-100 | RPI 101-150 | RPI 150+ | | | | |
| 6- 3 | 0- 1 | 0- 1 | OVERALL | 1- 0 | 2- 1 | 3- 0 | | | | |
| 3- 1 | 0- 0 | 0- 1 | HOME | 1- 0 | 1- 0 | 1- 0 | | | | |
| 1- 1 | 0- 1 | 0- 0 | AWAY | 0- 0 | 0- 0 | 1- 0 | | | | |
| 2- 1 | 0- 0 | 0- 0 | NEUTRAL | 0- 0 | 1- 1 | 1- 0 | | | | |
| 6- 3 | 0- 1 | 0- 1 | NON-CONFERENCE | 1- 0 | 2- 1 | 3- 0 | | | | |
| 3- 1 | 0- 0 | 0- 1 | HOME | 1- 0 | 1- 0 | 1- 0 | | | | |
| 1- 1 | 0- 1 | 0- 0 | AWAY | 0- 0 | 0- 0 | 1- 0 | | | | |
| 2- 1 | 0- 0 | 0- 0 | NEUTRAL | 0- 0 | 1- 1 | 1- 0 | | | | |
| 0- 0 | 0- 0 | 0- 0 | CONFERENCE | 0- 0 | 0- 0 | 0- 0 | | | | |
| 0- 0 | 0- 0 | 0- 0 | HOME | 0- 0 | 0- 0 | 0- 0 | | | | |
| 0- 0 | 0- 0 | 0- 0 | AWAY | 0- 0 | 0- 0 | 0- 0 | | | | |
| 0- 0 | 0- 0 | 0- 0 | NEUTRAL | 0- 0 | 0- 0 | 0- 0 | | | | |

| RPI 1-25 | | | | RPI 26-50 | | | | RPI 51-100 Team's RPI: 76 | | | | RPI 101+ | | | |
|---------------------------|---|----------------|-------|-----------|---|------------------|-------|---------------------------|---|----------------|-------|----------|---|------------------|-------|
| RPI | S | Opponent | Score | RPI | S | Opponent | Score | RPI | S | Opponent | Score | RPI | S | Opponent | Score |
| 4 | A | Iowa St. | 82 91 | 39 | H | Arizona St. | 85 88 | 99 | H | Tennessee Tech | 65 42 | 108 | N | Pittsburgh | 54 61 |
| | | | | | | | | | | | | 130 | N | Wisconsin | 69 68 |
| | | | | | | | | | | | | 142 | H | Oral Roberts | 74 61 |
| | | | | | | | | | | | | 225 | A | UT Arlington | 66 65 |
| | | | | | | | | | | | | 293 | N | Tennessee St. | 79 55 |
| | | | | | | | | | | | | 334 | H | Northwestern St. | 98 53 |
| LAST 12 Division I GAMES: | | | | | | | | | | | | | | | |
| 99 | H | Tennessee Tech | 65 42 | 108 | N | Pittsburgh | 54 61 | 293 | N | Tennessee St. | 79 55 | | | | |
| 4 | A | Iowa St. | 82 91 | 39 | H | Arizona St. | 85 88 | 225 | A | UT Arlington | 66 65 | | | | |
| 142 | H | Oral Roberts | 74 61 | 334 | H | Northwestern St. | 98 53 | | | | | | | | |
| 130 | N | Wisconsin | 69 68 | | | | | | | | | | | | |

Non-Div I Games:

Arkansas

| | | | | | | | | | | | |
|------------------|----------|------|-----------|-----------|----------------|-------------|---------------|-------------|------|----------|-----------|
| Average RPI | Win: | 314 | WON-LOST | WINNING | LAST 10 | STRENGTH OF | OPP. STRENGTH | TEAM | ADJ. | CONF. | ADJ CONF. |
| Average RPI | Loss: | 89 | RECORD | PCT. RANK | GAMES | SCHEDULE | OF SCHEDULE | RPI | RPI | RPI | RPI |
| DIV. I ONLY | | 3- 4 | | 189 | 1- 0 | 161 | 215 | 191 | 191 | 21 | 21 |
| DIV. I NON-CONF. | | 3- 4 | | 189 | 1- 0 | 161 | 215 | 191 | 191 | 21 | 21 |
| ----- | | | | | | | | | | | |
| TOTALS | RPI 1-25 | | RPI 26-50 | | W-L RECORDS | RPI 51-100 | | RPI 101-150 | | RPI 150+ | |
| 3- 4 | 0- 0 | | 0- 1 | | OVERALL | 0- 1 | | 0- 2 | | 3- 0 | |
| 2- 1 | 0- 0 | | 0- 0 | | HOME | 0- 0 | | 0- 1 | | 2- 0 | |
| 1- 3 | 0- 0 | | 0- 1 | | AWAY | 0- 1 | | 0- 1 | | 1- 0 | |
| 0- 0 | 0- 0 | | 0- 0 | | NEUTRAL | 0- 0 | | 0- 0 | | 0- 0 | |
| 3- 4 | 0- 0 | | 0- 1 | | NON-CONFERENCE | 0- 1 | | 0- 2 | | 3- 0 | |
| 2- 1 | 0- 0 | | 0- 0 | | HOME | 0- 0 | | 0- 1 | | 2- 0 | |
| 1- 3 | 0- 0 | | 0- 1 | | AWAY | 0- 1 | | 0- 1 | | 1- 0 | |
| 0- 0 | 0- 0 | | 0- 0 | | NEUTRAL | 0- 0 | | 0- 0 | | 0- 0 | |
| 0- 0 | 0- 0 | | 0- 0 | | CONFERENCE | 0- 0 | | 0- 0 | | 0- 0 | |
| 0- 0 | 0- 0 | | 0- 0 | | HOME | 0- 0 | | 0- 0 | | 0- 0 | |
| 0- 0 | 0- 0 | | 0- 0 | | AWAY | 0- 0 | | 0- 0 | | 0- 0 | |
| 0- 0 | 0- 0 | | 0- 0 | | NEUTRAL | 0- 0 | | 0- 0 | | 0- 0 | |

| RPI 1-25 | | | | RPI 26-50 | | | | RPI 51-100 | | | | RPI 101+ Team's RPI: 191 | | | |
|---------------------------|---|----------|-------|-----------|---|----------------|-------|------------|---|-----------|-------|--------------------------|---|----------------|-------|
| RPI | S | Opponent | Score | RPI | S | Opponent | Score | RPI | S | Opponent | Score | RPI | S | Opponent | Score |
| | | | | 44 | A | Oklahoma St. | 60 62 | 57 | A | UT Martin | 91 97 | 120 | A | Texas A&M | 56 97 |
| | | | | | | | | | | | | 133 | H | Louisiana Tech | 70 80 |
| | | | | | | | | | | | | 295 | H | Memphis | 77 66 |
| | | | | | | | | | | | | 308 | H | Murray St. | 74 63 |
| | | | | | | | | | | | | 340 | A | UTEP | 67 66 |
| ----- | | | | | | | | | | | | | | | |
| LAST 12 Division I GAMES: | | | | | | | | | | | | | | | |
| | | | | 308 | H | Murray St. | 74 63 | 340 | A | UTEP | 67 66 | | | | |
| | | | | 120 | A | Texas A&M | 56 97 | | | | | | | | |
| | | | | 133 | H | Louisiana Tech | 70 80 | | | | | | | | |
| | | | | 57 | A | UT Martin | 91 97 | | | | | | | | |
| | | | | 295 | H | Memphis | 77 66 | | | | | | | | |
| | | | | 44 | A | Oklahoma St. | 60 62 | | | | | | | | |

Non-Div I Games:

Arkansas St.

| | | | | | | | | | | |
|-------------------|----------|-----------|----------------|------------|-------------|---------------|------|------|-------|-----------|
| Average RPI Win: | 292 | WON-LOST | WINNING | LAST 10 | STRENGTH OF | OPP. STRENGTH | TEAM | ADJ. | CONF. | ADJ CONF. |
| Average RPI Loss: | 162 | RECORD | PCT. RANK | GAMES | SCHEDULE | OF SCHEDULE | RPI | RPI | RPI | RPI |
| DIV. I ONLY | 2- 5 | 246 | 0- 1 | 257 | 245 | 297 | 297 | 20 | 20 | |
| DIV. I NON-CONF. | 2- 5 | 246 | 0- 1 | 257 | 245 | 297 | 297 | 20 | 20 | |
| ----- | | | | | | | | | | |
| TOTALS | RPI 1-25 | RPI 26-50 | W-L RECORDS | RPI 51-100 | RPI 101-150 | RPI 150+ | | | | |
| 2- 5 | 0- 0 | 0- 0 | OVERALL | 0- 2 | 0- 1 | 2- 2 | | | | |
| 1- 2 | 0- 0 | 0- 0 | HOME | 0- 1 | 0- 1 | 1- 0 | | | | |
| 1- 3 | 0- 0 | 0- 0 | AWAY | 0- 1 | 0- 0 | 1- 2 | | | | |
| 0- 0 | 0- 0 | 0- 0 | NEUTRAL | 0- 0 | 0- 0 | 0- 0 | | | | |
| 2- 5 | 0- 0 | 0- 0 | NON-CONFERENCE | 0- 2 | 0- 1 | 2- 2 | | | | |
| 1- 2 | 0- 0 | 0- 0 | HOME | 0- 1 | 0- 1 | 1- 0 | | | | |
| 1- 3 | 0- 0 | 0- 0 | AWAY | 0- 1 | 0- 0 | 1- 2 | | | | |
| 0- 0 | 0- 0 | 0- 0 | NEUTRAL | 0- 0 | 0- 0 | 0- 0 | | | | |
| 0- 0 | 0- 0 | 0- 0 | CONFERENCE | 0- 0 | 0- 0 | 0- 0 | | | | |
| 0- 0 | 0- 0 | 0- 0 | HOME | 0- 0 | 0- 0 | 0- 0 | | | | |
| 0- 0 | 0- 0 | 0- 0 | AWAY | 0- 0 | 0- 0 | 0- 0 | | | | |
| 0- 0 | 0- 0 | 0- 0 | NEUTRAL | 0- 0 | 0- 0 | 0- 0 | | | | |

| RPI 1-25 | | | | RPI 26-50 | | | | RPI 51-100 | | | | RPI 101+ Team's RPI: 297 | | | |
|---------------------------|---|----------|-------|-----------|---|--------------|-------|------------|---|----------------------|-------|--------------------------|---|----------------------|-------|
| RPI | S | Opponent | Score | RPI | S | Opponent | Score | RPI | S | Opponent | Score | RPI | S | Opponent | Score |
| | | | | | | | | 69 | A | TCU | 38 63 | 125 | H | Air Force | 60 71 |
| | | | | | | | | 95 | H | St. John's (NY) | 49 60 | 233 | A | Binghamton | 47 60 |
| | | | | | | | | | | | | 235 | H | St. Francis Brooklyn | 69 57 |
| | | | | | | | | | | | | 287 | A | Columbia | 49 70 |
| | | | | | | | | | | | | 348 | A | LIU Brooklyn | 57 42 |
| ----- | | | | | | | | | | | | | | | |
| LAST 12 Division I GAMES: | | | | | | | | | | | | | | | |
| | | | | 348 | A | LIU Brooklyn | 57 42 | 69 | A | TCU | 38 63 | | | | |
| | | | | | | | | 235 | H | St. Francis Brooklyn | 69 57 | | | | |
| | | | | | | | | 233 | A | Binghamton | 47 60 | | | | |
| | | | | | | | | 125 | H | Air Force | 60 71 | | | | |
| | | | | | | | | 95 | H | St. John's (NY) | 49 60 | | | | |
| | | | | | | | | 287 | A | Columbia | 49 70 | | | | |

Non-Div I Games:

Army West Point

Average RPI Win: 203 WON-LOST WINNING LAST 10
Average RPI Loss: 4 RECORD PCT. RANK GAMES STRENGTH OF OPP. STRENGTH TEAM ADJ. CONF. ADJ CONF.
SCHEDULE OF SCHEDULE RPI RPI RPI RPI

| | | | | | | | | | |
|------------------|----------|-----------|----------------|------------|-------------|----------|----|---|---|
| DIV. I ONLY | 5- 1 | 50 | 1- 0 | 117 | 90 | 30 | 30 | 6 | 6 |
| DIV. I NON-CONF. | 5- 1 | 50 | 1- 0 | 117 | 90 | 30 | 30 | 6 | 6 |
| TOTALS | RPI 1-25 | RPI 26-50 | W-L RECORDS | RPI 51-100 | RPI 101-150 | RPI 150+ | | | |
| 5- 1 | 0- 1 | 0- 0 | OVERALL | 1- 0 | 0- 0 | 4- 0 | | | |
| 4- 0 | 0- 0 | 0- 0 | HOME | 0- 0 | 0- 0 | 4- 0 | | | |
| 1- 1 | 0- 1 | 0- 0 | AWAY | 1- 0 | 0- 0 | 0- 0 | | | |
| 0- 0 | 0- 0 | 0- 0 | NEUTRAL | 0- 0 | 0- 0 | 0- 0 | | | |
| 5- 1 | 0- 1 | 0- 0 | NON-CONFERENCE | 1- 0 | 0- 0 | 4- 0 | | | |
| 4- 0 | 0- 0 | 0- 0 | HOME | 0- 0 | 0- 0 | 4- 0 | | | |
| 1- 1 | 0- 1 | 0- 0 | AWAY | 1- 0 | 0- 0 | 0- 0 | | | |
| 0- 0 | 0- 0 | 0- 0 | NEUTRAL | 0- 0 | 0- 0 | 0- 0 | | | |
| 0- 0 | 0- 0 | 0- 0 | CONFERENCE | 0- 0 | 0- 0 | 0- 0 | | | |
| 0- 0 | 0- 0 | 0- 0 | HOME | 0- 0 | 0- 0 | 0- 0 | | | |
| 0- 0 | 0- 0 | 0- 0 | AWAY | 0- 0 | 0- 0 | 0- 0 | | | |
| 0- 0 | 0- 0 | 0- 0 | NEUTRAL | 0- 0 | 0- 0 | 0- 0 | | | |

| | | | | |
|---------------------------|----------------------|----------------------|-----------------------|--------------------------|
| RPI 1-25 | RPI 26-50 | Team's RPI: 30 | RPI 51-100 | RPI 101+ |
| RPI S Opponent Score | RPI S Opponent Score | | RPI S Opponent Score | RPI S Opponent Score |
| 4 A Iowa St. 64 67 | | | 54 A New Mexico 79 76 | 180 H Oklahoma 95 79 |
| | | | | 183 H Nicholls St. 80 59 |
| | | | | 286 H Grambling 97 48 |
| | | | | 310 H Louisiana 71 59 |
| LAST 12 Division I GAMES: | | | | |
| 54 A New Mexico 79 76 | 4 A Iowa St. 64 67 | 180 H Oklahoma 95 79 | 310 H Louisiana 71 59 | 183 H Nicholls St. 80 59 |

Non-Div I Games: Xavier (LA) 77 58

Auburn

| | | | | | | | | | | |
|-------------------|----------|-----------|----------------|------------|-------------|---------------|------|------|-------|-----------|
| Average RPI Win: | 329 | WON-LOST | WINNING | LAST 10 | STRENGTH OF | OPP. STRENGTH | TEAM | ADJ. | CONF. | ADJ CONF. |
| Average RPI Loss: | 224 | RECORD | PCT. RANK | GAMES | SCHEDULE | OF SCHEDULE | RPI | RPI | RPI | RPI |
| DIV. I ONLY | 2- 5 | 246 | 0- 0 | 350 | 186 | 347 | 347 | 23 | 23 | |
| DIV. I NON-CONF. | 2- 5 | 246 | 0- 0 | 350 | 186 | 347 | 347 | 23 | 23 | |
| ----- | | | | | | | | | | |
| TOTALS | RPI 1-25 | RPI 26-50 | W-L RECORDS | RPI 51-100 | RPI 101-150 | RPI 150+ | | | | |
| 2- 5 | 0- 0 | 0- 0 | OVERALL | 0- 0 | 0- 0 | 2- 5 | | | | |
| 2- 1 | 0- 0 | 0- 0 | HOME | 0- 0 | 0- 0 | 2- 1 | | | | |
| 0- 4 | 0- 0 | 0- 0 | AWAY | 0- 0 | 0- 0 | 0- 4 | | | | |
| 0- 0 | 0- 0 | 0- 0 | NEUTRAL | 0- 0 | 0- 0 | 0- 0 | | | | |
| 2- 5 | 0- 0 | 0- 0 | NON-CONFERENCE | 0- 0 | 0- 0 | 2- 5 | | | | |
| 2- 1 | 0- 0 | 0- 0 | HOME | 0- 0 | 0- 0 | 2- 1 | | | | |
| 0- 4 | 0- 0 | 0- 0 | AWAY | 0- 0 | 0- 0 | 0- 4 | | | | |
| 0- 0 | 0- 0 | 0- 0 | NEUTRAL | 0- 0 | 0- 0 | 0- 0 | | | | |
| 0- 0 | 0- 0 | 0- 0 | CONFERENCE | 0- 0 | 0- 0 | 0- 0 | | | | |
| 0- 0 | 0- 0 | 0- 0 | HOME | 0- 0 | 0- 0 | 0- 0 | | | | |
| 0- 0 | 0- 0 | 0- 0 | AWAY | 0- 0 | 0- 0 | 0- 0 | | | | |
| 0- 0 | 0- 0 | 0- 0 | NEUTRAL | 0- 0 | 0- 0 | 0- 0 | | | | |

| RPI 1-25 | | | | RPI 26-50 | | | | RPI 51-100 | | | | RPI 101+ Team's RPI: 347 | | | |
|---------------------------|---|----------|-------|-----------|---|--------------|-------|------------|---|----------------------|-------|--------------------------|---|----------------------|-------|
| RPI | S | Opponent | Score | RPI | S | Opponent | Score | RPI | S | Opponent | Score | RPI | S | Opponent | Score |
| | | | | | | | | | | | | 187 | A | Vanderbi l t | 70 99 |
| | | | | | | | | | | | | 200 | A | Western Ill. | 72 77 |
| | | | | | | | | | | | | 224 | A | Ci nci nnati | 48 69 |
| | | | | | | | | | | | | 237 | H | Mi ssi ssi ppi Val . | 89 95 |
| | | | | | | | | | | | | 270 | A | Ill i noi s St. | 49 61 |
| | | | | | | | | | | | | 319 | H | Li pscomb | 70 58 |
| | | | | | | | | | | | | 338 | H | Northern Ky. | 52 48 |
| | | | | | | | | | | | | 338 | H | Northern Ky. | 52 48 |
| LAST 12 Division I GAMES: | | | | | | | | | | | | | | | |
| | | | | 187 | A | Vanderbi l t | 70 99 | 270 | A | Ill i noi s St. | 49 61 | | | | |
| | | | | 224 | A | Ci nci nnati | 48 69 | 200 | A | Western Ill. | 72 77 | | | | |
| | | | | | | | | 319 | H | Li pscomb | 70 58 | | | | |
| | | | | | | | | 338 | H | Northern Ky. | 52 48 | | | | |
| | | | | | | | | 237 | H | Mi ssi ssi ppi Val . | 89 95 | | | | |

Non-Div I Games: Christian Bros. 100 62 Trevecca Nazarene 90 78

Austin Peay

| | | | | | | | | | | |
|-------------------|----------|-----------|----------------|------------|-------------|---------------|------|------|-------|-----------|
| Average RPI Win: | 181 | WON-LOST | WINNING | LAST 10 | STRENGTH OF | OPP. STRENGTH | TEAM | ADJ. | CONF. | ADJ CONF. |
| Average RPI Loss: | 92 | RECORD | PCT. RANK | GAMES | SCHEDULE | OF SCHEDULE | RPI | RPI | RPI | RPI |
| DIV. I ONLY | 6- 2 | 66 | 1- 0 | 276 | 11 | 119 | 119 | 7 | 7 | |
| DIV. I NON-CONF. | 6- 2 | 66 | 1- 0 | 276 | 11 | 119 | 119 | 7 | 7 | |
| ----- | | | | | | | | | | |
| TOTALS | RPI 1-25 | RPI 26-50 | W-L RECORDS | RPI 51-100 | RPI 101-150 | RPI 150+ | | | | |
| 6- 2 | 0- 1 | 0- 0 | OVERALL | 2- 0 | 1- 0 | 3- 1 | | | | |
| 2- 1 | 0- 1 | 0- 0 | HOME | 0- 0 | 1- 0 | 1- 0 | | | | |
| 2- 1 | 0- 0 | 0- 0 | AWAY | 1- 0 | 0- 0 | 1- 1 | | | | |
| 2- 0 | 0- 0 | 0- 0 | NEUTRAL | 1- 0 | 0- 0 | 1- 0 | | | | |
| 6- 2 | 0- 1 | 0- 0 | NON-CONFERENCE | 2- 0 | 1- 0 | 3- 1 | | | | |
| 2- 1 | 0- 1 | 0- 0 | HOME | 0- 0 | 1- 0 | 1- 0 | | | | |
| 2- 1 | 0- 0 | 0- 0 | AWAY | 1- 0 | 0- 0 | 1- 1 | | | | |
| 2- 0 | 0- 0 | 0- 0 | NEUTRAL | 1- 0 | 0- 0 | 1- 0 | | | | |
| 0- 0 | 0- 0 | 0- 0 | CONFERENCE | 0- 0 | 0- 0 | 0- 0 | | | | |
| 0- 0 | 0- 0 | 0- 0 | HOME | 0- 0 | 0- 0 | 0- 0 | | | | |
| 0- 0 | 0- 0 | 0- 0 | AWAY | 0- 0 | 0- 0 | 0- 0 | | | | |
| 0- 0 | 0- 0 | 0- 0 | NEUTRAL | 0- 0 | 0- 0 | 0- 0 | | | | |

| RPI 1-25 | | | | RPI 26-50 | | | | RPI 51-100 | | | | RPI 101+ | | | | Team's RPI: 119 |
|----------------------------|---|-----------------------|-------|-----------|---|---------------|-------|------------|---|----------------|-------|----------|---|-----------------------|-------|-----------------|
| RPI | S | Opponent | Score | RPI | S | Opponent | Score | RPI | S | Opponent | Score | RPI | S | Opponent | Score | |
| 2 | H | Cal i forni a | 52 70 | | | | | 69 | N | TCU | 61 58 | 107 | H | UC Ri versi de | 72 70 | |
| | | | | | | | | 86 | A | Utah St. | 62 57 | 181 | A | Southern Utah | 64 67 | |
| | | | | | | | | | | | | 254 | A | Utah Valley | 77 51 | |
| | | | | | | | | | | | | 262 | H | Eastern Wash. | 80 65 | |
| | | | | | | | | | | | | 307 | N | Cal i forni a Baptist | 76 69 | |
| LAST 12 Divisi on I GAMES: | | | | | | | | | | | | | | | | |
| 254 | A | Utah Valley | 77 51 | 86 | A | Utah St. | 62 57 | 262 | H | Eastern Wash. | 80 65 | 2 | H | Cal i forni a | 52 70 | |
| 181 | A | Southern Utah | 64 67 | 262 | H | Eastern Wash. | 80 65 | 107 | H | UC Ri versi de | 72 70 | | | | | |
| 307 | N | Cal i forni a Baptist | 76 69 | | | | | | | | | | | | | |
| 69 | N | TCU | 61 58 | | | | | | | | | | | | | |

Non-Div I Games:

BYU

| | | | | | | | | | | |
|-------------------|----------|-----------|----------------|------------|-------------|---------------|------|------|-------|-----------|
| Average RPI Win: | 232 | WON-LOST | WINNING | LAST 10 | STRENGTH OF | OPP. STRENGTH | TEAM | ADJ. | CONF. | ADJ CONF. |
| Average RPI Loss: | 105 | RECORD | PCT. RANK | GAMES | SCHEDULE | OF SCHEDULE | RPI | RPI | RPI | RPI |
| DIV. I ONLY | 2- 6 | 269 | 0- 1 | 165 | 73 | 259 | 259 | 11 | 11 | |
| DIV. I NON-CONF. | 2- 6 | 269 | 0- 1 | 165 | 73 | 259 | 259 | 11 | 11 | |
| ----- | | | | | | | | | | |
| TOTALS | RPI 1-25 | RPI 26-50 | W-L RECORDS | RPI 51-100 | RPI 101-150 | RPI 150+ | | | | |
| 2- 6 | 0- 0 | 0- 2 | OVERALL | 0- 1 | 0- 2 | 2- 1 | | | | |
| 2- 1 | 0- 0 | 0- 0 | HOME | 0- 1 | 0- 0 | 2- 0 | | | | |
| 0- 2 | 0- 0 | 0- 0 | AWAY | 0- 0 | 0- 1 | 0- 1 | | | | |
| 0- 3 | 0- 0 | 0- 2 | NEUTRAL | 0- 0 | 0- 1 | 0- 0 | | | | |
| 2- 6 | 0- 0 | 0- 2 | NON-CONFERENCE | 0- 1 | 0- 2 | 2- 1 | | | | |
| 2- 1 | 0- 0 | 0- 0 | HOME | 0- 1 | 0- 0 | 2- 0 | | | | |
| 0- 2 | 0- 0 | 0- 0 | AWAY | 0- 0 | 0- 1 | 0- 1 | | | | |
| 0- 3 | 0- 0 | 0- 2 | NEUTRAL | 0- 0 | 0- 1 | 0- 0 | | | | |
| 0- 0 | 0- 0 | 0- 0 | CONFERENCE | 0- 0 | 0- 0 | 0- 0 | | | | |
| 0- 0 | 0- 0 | 0- 0 | HOME | 0- 0 | 0- 0 | 0- 0 | | | | |
| 0- 0 | 0- 0 | 0- 0 | AWAY | 0- 0 | 0- 0 | 0- 0 | | | | |
| 0- 0 | 0- 0 | 0- 0 | NEUTRAL | 0- 0 | 0- 0 | 0- 0 | | | | |

| RPI 1-25 | | | | RPI 26-50 | | | | RPI 51-100 | | | | RPI 101+ Team's RPI: 259 | | | |
|---------------------------|---|----------|-------|-----------|---|---------------|--------------|------------|---|---------------|--------------|--------------------------|---|---------------|--------------|
| RPI | S | Opponent | Score | RPI | S | Opponent | Score | RPI | S | Opponent | Score | RPI | S | Opponent | Score |
| | | | | 28 | N | Duke | 62 79 | 90 | H | Purdue | 38 80 | 106 | N | Fordham | 70 78 |
| | | | | 31 | N | Qui nni pi ac | 66 69 | | | | | 109 | A | Butler | 47 64 |
| | | | | | | | | | | | | 224 | H | Cincinnati | 75 63 |
| | | | | | | | | | | | | 239 | H | Cleveland St. | 67 62 |
| | | | | | | | | | | | | 268 | A | Missouri St. | 54 74 |
| LAST 12 Division I GAMES: | | | | | | | | | | | | | | | |
| | | | | 109 | A | Butler | 47 64 | 31 | N | Qui nni pi ac | 66 69 | | | | |
| | | | | 224 | H | Cincinnati | 75 63 | 28 | N | Duke | 62 79 | | | | |
| | | | | 106 | N | Fordham | 70 78 | | | | | | | | |
| | | | | 268 | A | Missouri St. | 54 74 | | | | | | | | |
| | | | | 239 | H | Cleveland St. | 67 62 | | | | | | | | |
| | | | | 90 | H | Purdue | 38 80 | | | | | | | | |

Non-Div I Games:

Ball St.

| | | | | | | | | | | |
|-------------------|----------|-----------|----------------|------------|-------------|---------------|------|------|-------|-----------|
| Average RPI Win: | 117 | WON-LOST | WINNING | LAST 10 | STRENGTH OF | OPP. STRENGTH | TEAM | ADJ. | CONF. | ADJ CONF. |
| Average RPI Loss: | 0 | RECORD | PCT. RANK | GAMES | SCHEDULE | OF SCHEDULE | RPI | RPI | RPI | RPI |
| DIV. I ONLY | 7- 0 | 1 | 1- 0 | 192 | 3 | 15 | 15 | 4 | 4 | |
| DIV. I NON-CONF. | 7- 0 | 1 | 1- 0 | 192 | 3 | 15 | 15 | 4 | 4 | |
| ----- | | | | | | | | | | |
| TOTALS | RPI 1-25 | RPI 26-50 | W-L RECORDS | RPI 51-100 | RPI 101-150 | RPI 150+ | | | | |
| 7- 0 | 1- 0 | 2- 0 | OVERALL | 0- 0 | 1- 0 | 3- 0 | | | | |
| 3- 0 | 0- 0 | 1- 0 | HOME | 0- 0 | 0- 0 | 2- 0 | | | | |
| 2- 0 | 0- 0 | 1- 0 | AWAY | 0- 0 | 1- 0 | 0- 0 | | | | |
| 2- 0 | 1- 0 | 0- 0 | NEUTRAL | 0- 0 | 0- 0 | 1- 0 | | | | |
| 7- 0 | 1- 0 | 2- 0 | NON-CONFERENCE | 0- 0 | 1- 0 | 3- 0 | | | | |
| 3- 0 | 0- 0 | 1- 0 | HOME | 0- 0 | 0- 0 | 2- 0 | | | | |
| 2- 0 | 0- 0 | 1- 0 | AWAY | 0- 0 | 1- 0 | 0- 0 | | | | |
| 2- 0 | 1- 0 | 0- 0 | NEUTRAL | 0- 0 | 0- 0 | 1- 0 | | | | |
| 0- 0 | 0- 0 | 0- 0 | CONFERENCE | 0- 0 | 0- 0 | 0- 0 | | | | |
| 0- 0 | 0- 0 | 0- 0 | HOME | 0- 0 | 0- 0 | 0- 0 | | | | |
| 0- 0 | 0- 0 | 0- 0 | AWAY | 0- 0 | 0- 0 | 0- 0 | | | | |
| 0- 0 | 0- 0 | 0- 0 | NEUTRAL | 0- 0 | 0- 0 | 0- 0 | | | | |

| RPI 1-25 | | | | Team's RPI: 15 | |
|----------|---|------------------|-------|----------------|--|
| RPI | S | Opponent | Score | | |
| 13 | N | South Dakota St. | 72 66 | | |

| RPI 26-50 | | | | |
|-----------|---|-------------|-------|--|
| RPI | S | Opponent | Score | |
| 39 | A | Arizona St. | 65 59 | |
| 47 | H | Southern U. | 94 49 | |

| RPI 51-100 | | | | |
|------------|---|----------|-------|--|
| RPI | S | Opponent | Score | |
| | | | | |
| | | | | |
| | | | | |
| | | | | |
| | | | | |
| | | | | |
| | | | | |
| | | | | |
| | | | | |
| | | | | |
| | | | | |
| | | | | |
| | | | | |
| | | | | |
| | | | | |
| | | | | |
| | | | | |
| | | | | |
| | | | | |
| | | | | |
| | | | | |
| | | | | |
| | | | | |
| | | | | |
| | | | | |
| | | | | |
| | | | | |
| | | | | |
| | | | | |
| | | | | |
| | | | | |
| | | | | |
| | | | | |
| | | | | |
| | | | | |
| | | | | |
| | | | | |
| | | | | |
| | | | | |
| | | | | |
| | | | | |
| | | | | |
| | | | | |
| | | | | |
| | | | | |
| | | | | |
| | | | | |
| | | | | |
| | | | | |
| | | | | |
| | | | | |
| | | | | |
| | | | | |
| | | | | |
| | | | | |
| | | | | |
| | | | | |
| | | | | |
| | | | | |
| | | | | |
| | | | | |
| | | | | |
| | | | | |
| | | | | |
| | | | | |
| | | | | |
| | | | | |
| | | | | |
| | | | | |
| | | | | |
| | | | | |
| | | | | |
| | | | | |
| | | | | |
| | | | | |
| | | | | |
| | | | | |
| | | | | |
| | | | | |
| | | | | |
| | | | | |
| | | | | |
| | | | | |
| | | | | |
| | | | | |
| | | | | |
| | | | | |
| | | | | |
| | | | | |
| | | | | |
| | | | | |
| | | | | |
| | | | | |
| | | | | |
| | | | | |
| | | | | |
| | | | | |
| | | | | |
| | | | | |
| | | | | |
| | | | | |
| | | | | |
| | | | | |
| | | | | |
| | | | | |
| | | | | |
| | | | | |
| | | | | |
| | | | | |
| | | | | |
| | | | | |
| | | | | |
| | | | | |
| | | | | |
| | | | | |
| | | | | |
| | | | | |
| | | | | |
| | | | | |
| | | | | |
| | | | | |
| | | | | |
| | | | | |
| | | | | |
| | | | | |
| | | | | |
| | | | | |
| | | | | |
| | | | | |
| | | | | |
| | | | | |
| | | | | |
| | | | | |
| | | | | |
| | | | | |
| | | | | |
| | | | | |
| | | | | |
| | | | | |
| | | | | |
| | | | | |
| | | | | |
| | | | | |
| | | | | |
| | | | | |
| | | | | |
| | | | | |
| | | | | |
| | | | | |
| | | | | |
| | | | | |
| | | | | |
| | | | | |
| | | | | |
| | | | | |
| | | | | |
| | | | | |
| | | | | |
| | | | | |
| | | | | |
| | | | | |
| | | | | |
| | | | | |
| | | | | |
| | | | | |
| | | | | |
| | | | | |
| | | | | |
| | | | | |
| | | | | |
| | | | | |
| | | | | |
| | | | | |
| | | | | |
| | | | | |
| | | | | |
| | | | | |
| | | | | |
| | | | | |
| | | | | |
| | | | | |
| | | | | |
| | | | | |
| | | | | |
| | | | | |
| | | | | |
| | | | | |
| | | | | |
| | | | | |
| | | | | |
| | | | | |
| | | | | |
| | | | | |
| | | | | |
| | | | | |
| | | | | |
| | | | | |
| | | | | |
| | | | | |
| | | | | |
| | | | | |
| | | | | |
| | | | | |
| | | | | |
| | | | | |
| | | | | |
| | | | | |
| | | | | |

Non-Div I Games:

Bayl or

| | | | | | | | | | | | |
|------------------|----------|------|-----------|-----------|----------------|-------------|---------------|-------------|------|----------|-----------|
| Average RPI | Win: | 197 | WON-LOST | WINNING | LAST 10 | STRENGTH OF | OPP. STRENGTH | TEAM | ADJ. | CONF. | ADJ CONF. |
| Average RPI | Loss: | 56 | RECORD | PCT. RANK | GAMES | SCHEDULE | OF SCHEDULE | RPI | RPI | RPI | RPI |
| DIV. I ONLY | | 5- 3 | | 114 | 1- 0 | 65 | 187 | 61 | 61 | 23 | 23 |
| DIV. I NON-CONF. | | 5- 3 | | 114 | 1- 0 | 65 | 187 | 61 | 61 | 23 | 23 |
| <hr/> | | | | | | | | | | | |
| TOTALS | RPI 1-25 | | RPI 26-50 | | W-L RECORDS | RPI 51-100 | | RPI 101-150 | | RPI 150+ | |
| 5- 3 | 0- 1 | | 0- 0 | | OVERALL | 2- 2 | | 0- 0 | | 3- 0 | |
| 2- 1 | 0- 0 | | 0- 0 | | HOME | 1- 1 | | 0- 0 | | 1- 0 | |
| 3- 2 | 0- 1 | | 0- 0 | | AWAY | 1- 1 | | 0- 0 | | 2- 0 | |
| 0- 0 | 0- 0 | | 0- 0 | | NEUTRAL | 0- 0 | | 0- 0 | | 0- 0 | |
| 5- 3 | 0- 1 | | 0- 0 | | NON-CONFERENCE | 2- 2 | | 0- 0 | | 3- 0 | |
| 2- 1 | 0- 0 | | 0- 0 | | HOME | 1- 1 | | 0- 0 | | 1- 0 | |
| 3- 2 | 0- 1 | | 0- 0 | | AWAY | 1- 1 | | 0- 0 | | 2- 0 | |
| 0- 0 | 0- 0 | | 0- 0 | | NEUTRAL | 0- 0 | | 0- 0 | | 0- 0 | |
| 0- 0 | 0- 0 | | 0- 0 | | CONFERENCE | 0- 0 | | 0- 0 | | 0- 0 | |
| 0- 0 | 0- 0 | | 0- 0 | | HOME | 0- 0 | | 0- 0 | | 0- 0 | |
| 0- 0 | 0- 0 | | 0- 0 | | AWAY | 0- 0 | | 0- 0 | | 0- 0 | |
| 0- 0 | 0- 0 | | 0- 0 | | NEUTRAL | 0- 0 | | 0- 0 | | 0- 0 | |

| RPI | S | Opponent | Score | RPI | S | Opponent | Score | RPI | S | Opponent | Score | RPI | S | Opponent | Score |
|---------------------------|---|--------------|-------|-----|---|------------|-------|-----|---|--------------|-------|-----|---|--------------|-------|
| 5 | A | NC State | 62 77 | | | | | 71 | A | Clemson | 62 65 | 154 | A | Wright St. | 79 63 |
| | | | | | | | | 78 | H | Tulsa | 78 53 | 319 | H | Lipscomb | 83 43 |
| | | | | | | | | 92 | H | Toledo | 69 78 | 338 | A | Northern Ky. | 71 53 |
| | | | | | | | | 98 | A | Middle Tenn. | 45 38 | | | | |
| <hr/> | | | | | | | | | | | | | | | |
| LAST 12 Division I GAMES: | | | | | | | | | | | | | | | |
| 319 | H | Lipscomb | 83 43 | 154 | A | Wright St. | 79 63 | 71 | A | Clemson | 62 65 | 78 | H | Tulsa | 78 53 |
| 71 | A | Clemson | 62 65 | 5 | A | NC State | 62 77 | 92 | H | Toledo | 69 78 | | | | |
| 338 | A | Northern Ky. | 71 53 | | | | | 98 | A | Middle Tenn. | 45 38 | | | | |

Non-Div I Games:

Belmont

| | | | | | | | | | | |
|-------------------|----------|-----------|----------------|------------|-------------|---------------|------|------|-------|-----------|
| Average RPI Win: | 272 | WON-LOST | WINNING | LAST 10 | STRENGTH OF | OPP. STRENGTH | TEAM | ADJ. | CONF. | ADJ CONF. |
| Average RPI Loss: | 170 | RECORD | PCT. RANK | GAMES | SCHEDULE | OF SCHEDULE | RPI | RPI | RPI | RPI |
| DIV. I ONLY | 3- 2 | 128 | 1- 0 | 305 | 209 | 204 | 204 | 32 | 32 | |
| DIV. I NON-CONF. | 3- 2 | 128 | 1- 0 | 305 | 209 | 204 | 204 | 32 | 32 | |
| ----- | | | | | | | | | | |
| TOTALS | RPI 1-25 | RPI 26-50 | W-L RECORDS | RPI 51-100 | RPI 101-150 | RPI 150+ | | | | |
| 3- 2 | 0- 0 | 0- 0 | OVERALL | 0- 1 | 0- 0 | 3- 1 | | | | |
| 2- 0 | 0- 0 | 0- 0 | HOME | 0- 0 | 0- 0 | 2- 0 | | | | |
| 1- 2 | 0- 0 | 0- 0 | AWAY | 0- 1 | 0- 0 | 1- 1 | | | | |
| 0- 0 | 0- 0 | 0- 0 | NEUTRAL | 0- 0 | 0- 0 | 0- 0 | | | | |
| 3- 2 | 0- 0 | 0- 0 | NON-CONFERENCE | 0- 1 | 0- 0 | 3- 1 | | | | |
| 2- 0 | 0- 0 | 0- 0 | HOME | 0- 0 | 0- 0 | 2- 0 | | | | |
| 1- 2 | 0- 0 | 0- 0 | AWAY | 0- 1 | 0- 0 | 1- 1 | | | | |
| 0- 0 | 0- 0 | 0- 0 | NEUTRAL | 0- 0 | 0- 0 | 0- 0 | | | | |
| 0- 0 | 0- 0 | 0- 0 | CONFERENCE | 0- 0 | 0- 0 | 0- 0 | | | | |
| 0- 0 | 0- 0 | 0- 0 | HOME | 0- 0 | 0- 0 | 0- 0 | | | | |
| 0- 0 | 0- 0 | 0- 0 | AWAY | 0- 0 | 0- 0 | 0- 0 | | | | |
| 0- 0 | 0- 0 | 0- 0 | NEUTRAL | 0- 0 | 0- 0 | 0- 0 | | | | |

| RPI 1-25 | | | | RPI 26-50 | | | | RPI 51-100 | | | | RPI 101+ Team's RPI: 204 | | | |
|---------------------------|---|----------|-------|-----------|---|------------|-------|------------|---|--------------|-------|--------------------------|---|--------------|-------|
| RPI | S | Opponent | Score | RPI | S | Opponent | Score | RPI | S | Opponent | Score | RPI | S | Opponent | Score |
| | | | | | | | | 81 | A | South Fla. | 39 88 | 249 | A | Jacksonville | 58 56 |
| | | | | | | | | | | | | 255 | H | Liberty | 81 76 |
| | | | | | | | | | | | | 258 | A | Ga. Southern | 76 77 |
| | | | | | | | | | | | | 311 | H | FIU | 68 57 |
| LAST 12 Division I GAMES: | | | | | | | | | | | | | | | |
| | | | | 81 | A | South Fla. | 39 88 | 249 | A | Jacksonville | 58 56 | | | | |
| | | | | 255 | H | Liberty | 81 76 | 258 | A | Ga. Southern | 76 77 | | | | |
| | | | | | | | | 311 | H | FIU | 68 57 | | | | |

Non-Div I Games: Edward Waters 73 46

Bethune-Cookman

Average RPI Win: **289** WON-LOST RECORD WINNING PCT. RANK LAST 10 GAMES STRENGTH OF SCHEDULE OPP. STRENGTH OF SCHEDULE TEAM RPI ADJ. RPI CONF. RPI ADJ. CONF. RPI

Average RPI Loss: **161**

| | | | | | | | | | |
|------------------|----------|-----------|----------------|------------|-------------|----------|-----|----|----|
| DIV. I ONLY | 3- 3 | 159 | 1- 0 | 187 | 317 | 233 | 233 | 22 | 22 |
| DIV. I NON-CONF. | 3- 3 | 159 | 1- 0 | 187 | 317 | 233 | 233 | 22 | 22 |
| ----- | | | | | | | | | |
| TOTALS | RPI 1-25 | RPI 26-50 | W-L RECORDS | RPI 51-100 | RPI 101-150 | RPI 150+ | | | |
| 3- 3 | 0- 0 | 0- 0 | OVERALL | 0- 1 | 0- 1 | 3- 1 | | | |
| 3- 1 | 0- 0 | 0- 0 | HOME | 0- 0 | 0- 1 | 3- 0 | | | |
| 0- 2 | 0- 0 | 0- 0 | AWAY | 0- 1 | 0- 0 | 0- 1 | | | |
| 0- 0 | 0- 0 | 0- 0 | NEUTRAL | 0- 0 | 0- 0 | 0- 0 | | | |
| 3- 3 | 0- 0 | 0- 0 | NON-CONFERENCE | 0- 1 | 0- 1 | 3- 1 | | | |
| 3- 1 | 0- 0 | 0- 0 | HOME | 0- 0 | 0- 1 | 3- 0 | | | |
| 0- 2 | 0- 0 | 0- 0 | AWAY | 0- 1 | 0- 0 | 0- 1 | | | |
| 0- 0 | 0- 0 | 0- 0 | NEUTRAL | 0- 0 | 0- 0 | 0- 0 | | | |
| 0- 0 | 0- 0 | 0- 0 | CONFERENCE | 0- 0 | 0- 0 | 0- 0 | | | |
| 0- 0 | 0- 0 | 0- 0 | HOME | 0- 0 | 0- 0 | 0- 0 | | | |
| 0- 0 | 0- 0 | 0- 0 | AWAY | 0- 0 | 0- 0 | 0- 0 | | | |
| 0- 0 | 0- 0 | 0- 0 | NEUTRAL | 0- 0 | 0- 0 | 0- 0 | | | |

| RPI 1-25 | | | | RPI 26-50 | | | | RPI 51-100 | | | | RPI 101+ Team's RPI: 233 | | | | | |
|---------------------------|---|----------|-------|-----------|---|---------------------|-------|------------|-----|----------|-----------|--------------------------|-----|---------------------|--------|----|----|
| RPI | S | Opponent | Score | RPI | S | Opponent | Score | RPI | S | Opponent | Score | RPI | S | Opponent | Score | | |
| | | | | | | | | 51 | A | Ohio | 49 | 86 | 128 | H | Lehigh | 55 | 65 |
| | | | | | | | | | | | | 232 | H | Cornell | 72 | 61 | |
| | | | | | | | | | | | | 297 | H | Army West Point | 60 | 47 | |
| | | | | | | | | | | | | 304 | A | Lafayette | 50 | 59 | |
| | | | | | | | | | | | | 339 | H | Fairleigh Dickinson | 73 | 54 | |
| LAST 12 Division I GAMES: | | | | | | | | | | | | | | | | | |
| | | | | 339 | H | Fairleigh Dickinson | 73 | 54 | 304 | A | Lafayette | 50 | 59 | | | | |
| | | | | 297 | H | Army West Point | 60 | 47 | 232 | H | Cornell | 72 | 61 | | | | |
| | | | | 128 | H | Lehigh | 55 | 65 | | | | | | | | | |
| | | | | 51 | A | Ohio | 49 | 86 | | | | | | | | | |

Non-Div I Games: Charleston (WV) 69 62 Caldwell 73 54

Binghamton

Average RPI Win: 118

Average RPI Loss: 128

WON-LOST
RECORDWINNING
PCT. RANKLAST 10
GAMESSTRENGTH OF
SCHEDULEOPP. STRENGTH
OF SCHEDULETEAM
RPIADJ.
RPICONF.
RPIADJ CONF.
RPIDIV. I ONLY
DIV. I NON-CONF.3- 2
3- 2128
1280- 1
0- 131
31141
14153
5353
539
99
9

TOTALS

RPI 1-25

RPI 26-50

W-L RECORDS

RPI 51-100

RPI 101-150

RPI 150+

3- 2 0- 1
1- 1 0- 1
0- 1 0- 0
2- 0 0- 00- 0
0- 0
0- 0
0- 0OVERALL
HOME
AWAY
NEUTRAL1- 0
0- 0
0- 0
1- 01- 0
1- 0
0- 0
0- 01- 1
0- 0
0- 1
1- 03- 2 0- 1
1- 1 0- 1
0- 1 0- 0
2- 0 0- 00- 0
0- 0
0- 0
0- 0NON-CONFERENCE
HOME
AWAY
NEUTRAL1- 0
0- 0
0- 0
1- 01- 0
1- 0
0- 0
0- 01- 1
0- 0
0- 1
1- 00- 0 0- 0
0- 0 0- 0
0- 0 0- 0
0- 0 0- 00- 0
0- 0
0- 0
0- 0CONFERENCE
HOME
AWAY
NEUTRAL0- 0
0- 0
0- 0
0- 00- 0
0- 0
0- 0
0- 00- 0
0- 0
0- 0
0- 0

RPI 1-25

RPI 26-50

RPI 51-100

Team's RPI: 53

RPI 101+

RPI S Opponent Score
10 H Louisville 55 74

RPI S Opponent Score

RPI S Opponent Score
87 N UNI 61 60RPI S Opponent Score
115 H CSUN 74 63
152 N Idaho 91 85
246 A Washington St. 71 95

LAST 12 Division I GAMES:

115 H CSUN 74 63

246 A Washington St. 71 95
87 N UNI 61 60
152 N Idaho 91 85
10 H Louisville 55 74

Non-Div I Games:

Southern Ore.

91 46

Northwest Chrst.

93 26

Boi se St.

| Average RPI Win: 214 | | WON-LOST RECORD | WINNING PCT. RANK | LAST 10 GAMES | STRENGTH OF SCHEDULE | OPP. STRENGTH OF SCHEDULE | TEAM RPI | ADJ. RPI | CONF. RPI | ADJ. CONF. RPI |
|----------------------|------|-----------------|-------------------|----------------|----------------------|---------------------------|-------------|----------|-----------|----------------|
| Loss: 83 | | | | | | | | | | |
| DIV. I ONLY | | 7- 1 | 25 | 1- 0 | 186 | 198 | 77 | 77 | 1 | 1 |
| DIV. I NON-CONF. | | 7- 1 | 25 | 1- 0 | 186 | 198 | 77 | 77 | 1 | 1 |
| TOTALS | | RPI 1-25 | RPI 26-50 | W-L RECORDS | | RPI 51-100 | RPI 101-150 | RPI 150+ | | |
| 7- 1 | 0- 0 | | 0- 0 | OVERALL | | 1- 1 | 2- 0 | 4- 0 | | |
| 3- 1 | 0- 0 | | 0- 0 | HOME | | 0- 1 | 1- 0 | 2- 0 | | |
| 2- 0 | 0- 0 | | 0- 0 | AWAY | | 1- 0 | 1- 0 | 0- 0 | | |
| 2- 0 | 0- 0 | | 0- 0 | NEUTRAL | | 0- 0 | 0- 0 | 2- 0 | | |
| 7- 1 | 0- 0 | | 0- 0 | NON-CONFERENCE | | 1- 1 | 2- 0 | 4- 0 | | |
| 3- 1 | 0- 0 | | 0- 0 | HOME | | 0- 1 | 1- 0 | 2- 0 | | |
| 2- 0 | 0- 0 | | 0- 0 | AWAY | | 1- 0 | 1- 0 | 0- 0 | | |
| 2- 0 | 0- 0 | | 0- 0 | NEUTRAL | | 0- 0 | 0- 0 | 2- 0 | | |
| 0- 0 | 0- 0 | | 0- 0 | CONFERENCE | | 0- 0 | 0- 0 | 0- 0 | | |
| 0- 0 | 0- 0 | | 0- 0 | HOME | | 0- 0 | 0- 0 | 0- 0 | | |
| 0- 0 | 0- 0 | | 0- 0 | AWAY | | 0- 0 | 0- 0 | 0- 0 | | |
| 0- 0 | 0- 0 | | 0- 0 | NEUTRAL | | 0- 0 | 0- 0 | 0- 0 | | |

[illegible]

Non-Div I Games:

Boston College

| | | | | | | | | | | |
|------------------|----------|-----------|----------------|------------|-------------|---------------|------|------|-------|-----------|
| Average RPI | Win: 236 | WON-LOST | WINNING | LAST 10 | STRENGTH OF | OPP. STRENGTH | TEAM | ADJ. | CONF. | ADJ CONF. |
| Average RPI | Loss: 73 | RECORD | PCT. RANK | GAMES | SCHEDULE | OF SCHEDULE | RPI | RPI | RPI | RPI |
| DIV. I ONLY | 4- 2 | 100 | 1- 0 | 130 | 212 | 111 | 111 | 20 | 20 | |
| DIV. I NON-CONF. | 4- 2 | 100 | 1- 0 | 130 | 212 | 111 | 111 | 20 | 20 | |
| ----- | | | | | | | | | | |
| TOTALS | RPI 1-25 | RPI 26-50 | W-L RECORDS | RPI 51-100 | RPI 101-150 | RPI 150+ | | | | |
| 4- 2 | 0- 0 | 0- 1 | OVERALL | 0- 0 | 0- 1 | 4- 0 | | | | |
| 4- 0 | 0- 0 | 0- 0 | HOME | 0- 0 | 0- 0 | 4- 0 | | | | |
| 0- 2 | 0- 0 | 0- 1 | AWAY | 0- 0 | 0- 1 | 0- 0 | | | | |
| 0- 0 | 0- 0 | 0- 0 | NEUTRAL | 0- 0 | 0- 0 | 0- 0 | | | | |
| 4- 2 | 0- 0 | 0- 1 | NON-CONFERENCE | 0- 0 | 0- 1 | 4- 0 | | | | |
| 4- 0 | 0- 0 | 0- 0 | HOME | 0- 0 | 0- 0 | 4- 0 | | | | |
| 0- 2 | 0- 0 | 0- 1 | AWAY | 0- 0 | 0- 1 | 0- 0 | | | | |
| 0- 0 | 0- 0 | 0- 0 | NEUTRAL | 0- 0 | 0- 0 | 0- 0 | | | | |
| 0- 0 | 0- 0 | 0- 0 | CONFERENCE | 0- 0 | 0- 0 | 0- 0 | | | | |
| 0- 0 | 0- 0 | 0- 0 | HOME | 0- 0 | 0- 0 | 0- 0 | | | | |
| 0- 0 | 0- 0 | 0- 0 | AWAY | 0- 0 | 0- 0 | 0- 0 | | | | |
| 0- 0 | 0- 0 | 0- 0 | NEUTRAL | 0- 0 | 0- 0 | 0- 0 | | | | |

| RPI | S | Opponent | Score | RPI | S | Opponent | Score | RPI | S | Opponent | Score | RPI | S | Opponent | Score |
|---------------------------|---|--------------|-------|-----|---|----------------|-------|-----|---|----------|-------|-----|---|----------------|-------|
| 27 | A | Northeastern | 51 81 | | | | | | | | | 118 | A | Marist | 57 68 |
| | | | | | | | | | | | | 169 | H | Del aware | 72 61 |
| | | | | | | | | | | | | 223 | H | Brown | 72 51 |
| | | | | | | | | | | | | 271 | H | Bryant | 67 65 |
| | | | | | | | | | | | | 279 | H | New Hampshi re | 60 39 |
| ----- | | | | | | | | | | | | | | | |
| LAST 12 Division I GAMES: | | | | | | | | | | | | | | | |
| 118 | A | Marist | 57 68 | 169 | H | Del aware | 72 61 | | | | | | | | |
| 223 | H | Brown | 72 51 | 279 | H | New Hampshi re | 60 39 | | | | | | | | |
| 27 | A | Northeastern | 51 81 | 271 | H | Bryant | 67 65 | | | | | | | | |

Non-Div I Games:

Boston U.

| | | | | | | | | | | | | | | | | | | | |
|-----------------------|--|-----------------|--|-------------------|--|----------------|--|----------------------|--|---------------------------|--|----------|--|----------|--|-----------|--|---------------|--|
| Average RPI Win: 273 | | WON-LOST RECORD | | WINNING PCT. RANK | | LAST 10 GAMES | | STRENGTH OF SCHEDULE | | OPP. STRENGTH OF SCHEDULE | | TEAM RPI | | ADJ. RPI | | CONF. RPI | | ADJ CONF. RPI | |
| Average RPI Loss: 137 | | | | | | | | | | | | | | | | | | | |
| DIV. I ONLY | | 3- 4 | | 189 | | 0- 1 | | 58 | | 325 | | 171 | | 171 | | 11 | | 11 | |
| DIV. I NON-CONF. | | 3- 4 | | 189 | | 0- 1 | | 58 | | 325 | | 171 | | 171 | | 11 | | 11 | |
| TOTALS | | RPI 1-25 | | RPI 26-50 | | W-L RECORDS | | RPI 51-100 | | RPI 101-150 | | RPI 150+ | | | | | | | |
| 3- 4 | | 0- 0 | | 0- 1 | | OVERALL | | 0- 1 | | 0- 0 | | 3- 2 | | | | | | | |
| 3- 0 | | 0- 0 | | 0- 0 | | HOME | | 0- 0 | | 0- 0 | | 3- 0 | | | | | | | |
| 0- 3 | | 0- 0 | | 0- 1 | | AWAY | | 0- 1 | | 0- 0 | | 0- 1 | | | | | | | |
| 0- 1 | | 0- 0 | | 0- 0 | | NEUTRAL | | 0- 0 | | 0- 0 | | 0- 1 | | | | | | | |
| 3- 4 | | 0- 0 | | 0- 1 | | NON-CONFERENCE | | 0- 1 | | 0- 0 | | 3- 2 | | | | | | | |
| 3- 0 | | 0- 0 | | 0- 0 | | HOME | | 0- 0 | | 0- 0 | | 3- 0 | | | | | | | |
| 0- 3 | | 0- 0 | | 0- 1 | | AWAY | | 0- 1 | | 0- 0 | | 0- 1 | | | | | | | |
| 0- 1 | | 0- 0 | | 0- 0 | | NEUTRAL | | 0- 0 | | 0- 0 | | 0- 1 | | | | | | | |
| 0- 0 | | 0- 0 | | 0- 0 | | CONFERENCE | | 0- 0 | | 0- 0 | | 0- 0 | | | | | | | |
| 0- 0 | | 0- 0 | | 0- 0 | | HOME | | 0- 0 | | 0- 0 | | 0- 0 | | | | | | | |
| 0- 0 | | 0- 0 | | 0- 0 | | AWAY | | 0- 0 | | 0- 0 | | 0- 0 | | | | | | | |
| 0- 0 | | 0- 0 | | 0- 0 | | NEUTRAL | | 0- 0 | | 0- 0 | | 0- 0 | | | | | | | |

| RPI 1-25 | | | | RPI 26-50 | | | | RPI 51-100 | | | | RPI 101+ Team's RPI: 171 | | | |
|---------------------------|---|----------|-------|-----------|---|---------------|-------|------------|---|------------------|-------|--------------------------|---|------------------|-------|
| RPI | S | Opponent | Score | RPI | S | Opponent | Score | RPI | S | Opponent | Score | RPI | S | Opponent | Score |
| | | | | 40 | A | Xavier | 49 65 | 80 | A | Michigan St. | 69 99 | 211 | N | Mercer | 63 76 |
| | | | | | | | | | | | | 216 | A | Coastal Caro. | 80 81 |
| | | | | | | | | | | | | 220 | H | Loyol a Chi cago | 88 74 |
| | | | | | | | | | | | | 285 | H | Robert Morris | 61 60 |
| | | | | | | | | | | | | 315 | H | Marshall I | 99 76 |
| LAST 12 Division I GAMES: | | | | | | | | | | | | | | | |
| | | | | 40 | A | Xavier | 49 65 | 220 | H | Loyol a Chi cago | 88 74 | | | | |
| | | | | 211 | N | Mercer | 63 76 | 285 | H | Robert Morris | 61 60 | | | | |
| | | | | 216 | A | Coastal Caro. | 80 81 | 315 | H | Marshall I | 99 76 | | | | |
| | | | | | | | | 80 | A | Michigan St. | 69 99 | | | | |

Non-Div I Games:

Bowling Green

Average RPI Win: 215

Average RPI Loss: 0

WON-LOST
RECORDWINNING
PCT. RANKLAST 10
GAMESSTRENGTH OF
SCHEDULEOPP. STRENGTH
OF SCHEDULETEAM
RPIADJ.
RPICONF.
RPIADJ CONF.
RPIDIV. I ONLY
DIV. I NON-CONF.6- 0
6- 01
11- 0
1- 0334
33423
23103
103103
10316
1616
16

TOTALS

RPI 1-25

RPI 26-50

W-L RECORDS

RPI 51-100

RPI 101-150

RPI 150+

6- 0
4- 0
1- 0
1- 00- 0
0- 0
0- 0
0- 00- 0
0- 0
0- 0
0- 0OVERALL
HOME
AWAY
NEUTRAL0- 0
0- 0
0- 0
0- 00- 0
0- 0
0- 0
0- 06- 0
4- 0
1- 0
1- 06- 0
4- 0
1- 0
1- 00- 0
0- 0
0- 0
0- 00- 0
0- 0
0- 0
0- 0NON-CONFERENCE
HOME
AWAY
NEUTRAL0- 0
0- 0
0- 0
0- 00- 0
0- 0
0- 0
0- 06- 0
4- 0
1- 0
1- 00- 0
0- 0
0- 0
0- 00- 0
0- 0
0- 0
0- 00- 0
0- 0
0- 0
0- 0CONFERENCE
HOME
AWAY
NEUTRAL0- 0
0- 0
0- 0
0- 00- 0
0- 0
0- 0
0- 00- 0
0- 0
0- 0
0- 0

RPI 1-25

RPI 26-50

RPI 51-100

RPI 101+

Team's RPI: 103

RPI S Opponent Score

RPI S Opponent Score

RPI S Opponent Score

RPI S Opponent Score

| | | | | |
|-----|---|-------------------|----|----|
| 169 | N | Delaware | 59 | 47 |
| 200 | H | Western Ill. | 82 | 68 |
| 205 | H | Southeast Mo. St. | 85 | 79 |
| 229 | H | Eastern Ill. | 67 | 64 |
| 236 | A | Fla. Atlantic | 80 | 59 |
| 250 | H | Oakland | 73 | 64 |

LAST 12 Division I GAMES:

| | | | | | | | | | |
|-----|---|-------------------|----|----|-----|---|---------------|----|----|
| 250 | H | Oakland | 73 | 64 | 236 | A | Fla. Atlantic | 80 | 59 |
| 229 | H | Eastern Ill. | 67 | 64 | 200 | H | Western Ill. | 82 | 68 |
| 169 | N | Delaware | 59 | 47 | | | | | |
| 205 | H | Southeast Mo. St. | 85 | 79 | | | | | |

Bradley

Bradley

Non-Div I Games: Rockhurst 83 40

Bradley

■ Loss,
 ■ Non-Conf, S Site,
 ■ Home
 ■ Away
 N Neutral

| | | | | | | | | | | | |
|-----------------------|--|----------|-----------|-----------|----------------|--|---------------|-------------|------|----------|-----------|
| Average RPI Win: 244 | | WON-LOST | WINNING | LAST 10 | STRENGTH OF | | OPP. STRENGTH | TEAM | ADJ. | CONF. | ADJ CONF. |
| Average RPI Loss: 136 | | RECORD | PCT. RANK | GAMES | SCHEDULE | | OF SCHEDULE | RPI | RPI | RPI | RPI |
| DIV. I ONLY | | 5- 5 | 159 | 0- 1 | 248 | | 156 | 223 | 223 | 19 | 19 |
| DIV. I NON-CONF. | | 5- 5 | 159 | 0- 1 | 248 | | 156 | 223 | 223 | 19 | 19 |
| ----- | | | | | | | | | | | |
| TOTALS | | RPI 1-25 | | RPI 26-50 | W-L RECORDS | | RPI 51-100 | RPI 101-150 | | RPI 150+ | |
| 5- 5 | | 0- 0 | | 0- 1 | OVERALL | | 0- 1 | 1- 1 | | 4- 2 | |
| 3- 2 | | 0- 0 | | 0- 1 | HOME | | 0- 0 | 0- 0 | | 3- 1 | |
| 1- 3 | | 0- 0 | | 0- 0 | AWAY | | 0- 1 | 1- 1 | | 0- 1 | |
| 1- 0 | | 0- 0 | | 0- 0 | NEUTRAL | | 0- 0 | 0- 0 | | 1- 0 | |
| 5- 5 | | 0- 0 | | 0- 1 | NON-CONFERENCE | | 0- 1 | 1- 1 | | 4- 2 | |
| 3- 2 | | 0- 0 | | 0- 1 | HOME | | 0- 0 | 0- 0 | | 3- 1 | |
| 1- 3 | | 0- 0 | | 0- 0 | AWAY | | 0- 1 | 1- 1 | | 0- 1 | |
| 1- 0 | | 0- 0 | | 0- 0 | NEUTRAL | | 0- 0 | 0- 0 | | 1- 0 | |
| 0- 0 | | 0- 0 | | 0- 0 | CONFERENCE | | 0- 0 | 0- 0 | | 0- 0 | |
| 0- 0 | | 0- 0 | | 0- 0 | HOME | | 0- 0 | 0- 0 | | 0- 0 | |
| 0- 0 | | 0- 0 | | 0- 0 | AWAY | | 0- 0 | 0- 0 | | 0- 0 | |
| 0- 0 | | 0- 0 | | 0- 0 | NEUTRAL | | 0- 0 | 0- 0 | | 0- 0 | |

| RPI | S | Opponent | Score | RPI | S | Opponent | Score | RPI | S | Opponent | Score | RPI | S | Opponent | Score | Team's RPI: 223 |
|---------------------------|---|----------|-------|-----|---|-------------------|-------|-----|---|---------------|-------|-----|---|-------------------|-------|-----------------|
| | | | | 37 | H | Bucknell I | 78 91 | 89 | A | Rhode Island | 67 72 | 111 | A | Boston U. | 51 72 | |
| | | | | | | | | | | | | 126 | A | Holy Cross | 89 85 | |
| | | | | | | | | | | | | 170 | H | Massachusetts | 61 90 | |
| | | | | | | | | | | | | 269 | H | Central Conn. St. | 68 63 | |
| | | | | | | | | | | | | 271 | A | Bryant | 57 75 | |
| | | | | | | | | | | | | 271 | N | Bryant | 84 68 | |
| | | | | | | | | | | | | 274 | H | Fairfield | 68 49 | |
| | | | | | | | | | | | | 279 | H | New Hampshire | 76 70 | |
| LAST 12 Division I GAMES: | | | | | | | | | | | | | | | | |
| | | | | 89 | A | Rhode Island | 67 72 | 37 | H | Bucknell I | 78 91 | 170 | H | Massachusetts | 61 90 | |
| | | | | 271 | N | Bryant | 84 68 | 274 | H | Fairfield | 68 49 | 126 | A | Holy Cross | 89 85 | |
| | | | | 271 | A | Bryant | 57 75 | 279 | H | New Hampshire | 76 70 | 111 | A | Boston U. | 51 72 | |
| | | | | 269 | H | Central Conn. St. | 68 63 | | | | | | | | | |

Non-Div I Games: Johnson & Wales (RI) 78 46

Brown

Average RPI Win: 240
Average RPI Loss: 173

WON-LOST
RECORD

WINNING
PCT. RANK

LAST 10
GAMES

STRENGTH OF
SCHEDULE

OPP. STRENGTH
OF SCHEDULE

TEAM
RPI

ADJ.
RPI

CONF.
RPI

ADJ CONF.
RPI

| | | | | | | | | | |
|------------------|----------|-----------|----------------|------------|-------------|----------|-----|----|----|
| DIV. I ONLY | 2- 6 | 269 | 0- 1 | 208 | 213 | 271 | 271 | 31 | 31 |
| DIV. I NON-CONF. | 2- 6 | 269 | 0- 1 | 208 | 213 | 271 | 271 | 31 | 31 |
| ----- | | | | | | | | | |
| TOTALS | RPI 1-25 | RPI 26-50 | W-L RECORDS | RPI 51-100 | RPI 101-150 | RPI 150+ | | | |
| 2- 6 | 0- 0 | 0- 0 | OVERALL | 0- 2 | 0- 1 | 2- 3 | | | |
| 1- 1 | 0- 0 | 0- 0 | HOME | 0- 1 | 0- 0 | 1- 0 | | | |
| 1- 3 | 0- 0 | 0- 0 | AWAY | 0- 0 | 0- 1 | 1- 2 | | | |
| 0- 2 | 0- 0 | 0- 0 | NEUTRAL | 0- 1 | 0- 0 | 0- 1 | | | |
| 2- 6 | 0- 0 | 0- 0 | NON-CONFERENCE | 0- 2 | 0- 1 | 2- 3 | | | |
| 1- 1 | 0- 0 | 0- 0 | HOME | 0- 1 | 0- 0 | 1- 0 | | | |
| 1- 3 | 0- 0 | 0- 0 | AWAY | 0- 0 | 0- 1 | 1- 2 | | | |
| 0- 2 | 0- 0 | 0- 0 | NEUTRAL | 0- 1 | 0- 0 | 0- 1 | | | |
| 0- 0 | 0- 0 | 0- 0 | CONFERENCE | 0- 0 | 0- 0 | 0- 0 | | | |
| 0- 0 | 0- 0 | 0- 0 | HOME | 0- 0 | 0- 0 | 0- 0 | | | |
| 0- 0 | 0- 0 | 0- 0 | AWAY | 0- 0 | 0- 0 | 0- 0 | | | |
| 0- 0 | 0- 0 | 0- 0 | NEUTRAL | 0- 0 | 0- 0 | 0- 0 | | | |

| RPI | S | Opponent | Score | RPI | S | Opponent | Score | RPI | S | Opponent | Score | RPI | S | Opponent | Score | Team's RPI: 271 |
|---------------------------|---|------------|-------|-----|---|---------------|-------|-----|---|---------------|-------|-----|---|---------------|-------|-----------------|
| 58 | H | Maine | 57 74 | 83 | N | Providence | 64 72 | 111 | A | Boston U. | 65 67 | 223 | H | Brown | 75 57 | |
| | | | | | | | | 223 | N | Brown | 68 84 | 257 | A | UMass Lowell | 58 57 | |
| | | | | | | | | 279 | A | New Hampshire | 74 79 | 284 | A | West Virginia | 48 94 | |
| ----- | | | | | | | | | | | | | | | | |
| LAST 12 Division I GAMES: | | | | | | | | | | | | | | | | |
| 83 | N | Providence | 64 72 | 284 | A | West Virginia | 48 94 | 58 | H | Maine | 57 74 | 223 | N | Brown | 75 57 | |
| 223 | N | Brown | 68 84 | 279 | A | New Hampshire | 74 79 | 257 | A | UMass Lowell | 58 57 | | | | | |
| 111 | A | Boston U. | 65 67 | | | | | | | | | | | | | |

Non-Div I Games:

Bryant

| | | | | | | | | | | | |
|------------------|----------|------|-----------|-----------|----------------|-------------|---------------|-------------|------|----------|-----------|
| Average RPI | Win: | 185 | WON-LOST | WINNING | LAST 10 | STRENGTH OF | OPP. STRENGTH | TEAM | ADJ. | CONF. | ADJ CONF. |
| Average RPI | Loss: | 65 | RECORD | PCT. RANK | GAMES | SCHEDULE | OF SCHEDULE | RPI | RPI | RPI | RPI |
| DIV. I ONLY | | 7- 2 | | 61 | 1- 0 | 151 | 58 | 37 | 37 | 20 | 20 |
| DIV. I NON-CONF. | | 7- 2 | | 61 | 1- 0 | 151 | 58 | 37 | 37 | 20 | 20 |
| ----- | | | | | | | | | | | |
| TOTALS | RPI 1-25 | | RPI 26-50 | | W-L RECORDS | RPI 51-100 | | RPI 101-150 | | RPI 150+ | |
| 7- 2 | 0- 1 | | 1- 0 | | OVERALL | 0- 0 | | 1- 1 | | 5- 0 | |
| 2- 0 | 0- 0 | | 1- 0 | | HOME | 0- 0 | | 0- 0 | | 1- 0 | |
| 3- 2 | 0- 1 | | 0- 0 | | AWAY | 0- 0 | | 1- 1 | | 2- 0 | |
| 2- 0 | 0- 0 | | 0- 0 | | NEUTRAL | 0- 0 | | 0- 0 | | 2- 0 | |
| 7- 2 | 0- 1 | | 1- 0 | | NON-CONFERENCE | 0- 0 | | 1- 1 | | 5- 0 | |
| 2- 0 | 0- 0 | | 1- 0 | | HOME | 0- 0 | | 0- 0 | | 1- 0 | |
| 3- 2 | 0- 1 | | 0- 0 | | AWAY | 0- 0 | | 1- 1 | | 2- 0 | |
| 2- 0 | 0- 0 | | 0- 0 | | NEUTRAL | 0- 0 | | 0- 0 | | 2- 0 | |
| 0- 0 | 0- 0 | | 0- 0 | | CONFERENCE | 0- 0 | | 0- 0 | | 0- 0 | |
| 0- 0 | 0- 0 | | 0- 0 | | HOME | 0- 0 | | 0- 0 | | 0- 0 | |
| 0- 0 | 0- 0 | | 0- 0 | | AWAY | 0- 0 | | 0- 0 | | 0- 0 | |
| 0- 0 | 0- 0 | | 0- 0 | | NEUTRAL | 0- 0 | | 0- 0 | | 0- 0 | |

| RPI 1-25 | | | | RPI 26-50 | | | | Team's RPI: 37 | | | | RPI 51-100 | | | | RPI 101+ | | | |
|---------------------------|---|---------------|-------|-----------|---|-----------------|-------|----------------|---|----------|-------|------------|---|----------|-------|----------|---|-----------------|-------|
| RPI | S | Opponent | Score | RPI | S | Opponent | Score | RPI | S | Opponent | Score | RPI | S | Opponent | Score | RPI | S | Opponent | Score |
| 7 | A | Syracuse | 56 70 | 31 | H | Quinnipiac | 75 58 | | | | | | | | | 123 | A | Drexel | 42 64 |
| | | | | | | | | | | | | | | | | 134 | A | Monmouth | 70 32 |
| | | | | | | | | | | | | | | | | 170 | N | Massachusetts | 77 58 |
| | | | | | | | | | | | | | | | | 221 | H | Iona | 81 43 |
| | | | | | | | | | | | | | | | | 223 | A | Brown | 91 78 |
| | | | | | | | | | | | | | | | | 242 | A | St. Bonaventure | 77 46 |
| | | | | | | | | | | | | | | | | 274 | N | Fairfield | 77 54 |
| ----- | | | | | | | | | | | | | | | | | | | |
| LAST 12 Division I GAMES: | | | | | | | | | | | | | | | | | | | |
| 223 | A | Brown | 91 78 | 221 | H | Iona | 81 43 | | | | | | | | | | | | |
| 274 | N | Fairfield | 77 54 | 242 | A | St. Bonaventure | 77 46 | | | | | | | | | | | | |
| 170 | N | Massachusetts | 77 58 | 134 | A | Monmouth | 70 32 | | | | | | | | | | | | |
| 7 | A | Syracuse | 56 70 | | | | | | | | | | | | | | | | |
| 123 | A | Drexel | 42 64 | | | | | | | | | | | | | | | | |
| 31 | H | Quinnipiac | 75 58 | | | | | | | | | | | | | | | | |

Non-Div I Games:

Bucknell I

| | | | | | | | | | | |
|-------------------|----------|-----------|----------------|------------|-------------|---------------|------|------|-------|-----------|
| Average RPI Win: | 236 | WON-LOST | WINNING | LAST 10 | STRENGTH OF | OPP. STRENGTH | TEAM | ADJ. | CONF. | ADJ CONF. |
| Average RPI Loss: | 6 | RECORD | PCT. RANK | GAMES | SCHEDULE | OF SCHEDULE | RPI | RPI | RPI | RPI |
| DIV. I ONLY | 6- 1 | 34 | 1- 0 | 279 | 121 | 97 | 97 | 11 | 11 | |
| DIV. I NON-CONF. | 6- 1 | 34 | 1- 0 | 279 | 121 | 97 | 97 | 11 | 11 | |
| ----- | | | | | | | | | | |
| TOTALS | RPI 1-25 | RPI 26-50 | W-L RECORDS | RPI 51-100 | RPI 101-150 | RPI 150+ | | | | |
| 6- 1 | 1- 1 | 0- 0 | OVERALL | 0- 0 | 0- 0 | 5- 0 | | | | |
| 1- 0 | 0- 0 | 0- 0 | HOME | 0- 0 | 0- 0 | 1- 0 | | | | |
| 3- 1 | 0- 1 | 0- 0 | AWAY | 0- 0 | 0- 0 | 3- 0 | | | | |
| 2- 0 | 1- 0 | 0- 0 | NEUTRAL | 0- 0 | 0- 0 | 1- 0 | | | | |
| 6- 1 | 1- 1 | 0- 0 | NON-CONFERENCE | 0- 0 | 0- 0 | 5- 0 | | | | |
| 1- 0 | 0- 0 | 0- 0 | HOME | 0- 0 | 0- 0 | 1- 0 | | | | |
| 3- 1 | 0- 1 | 0- 0 | AWAY | 0- 0 | 0- 0 | 3- 0 | | | | |
| 2- 0 | 1- 0 | 0- 0 | NEUTRAL | 0- 0 | 0- 0 | 1- 0 | | | | |
| 0- 0 | 0- 0 | 0- 0 | CONFERENCE | 0- 0 | 0- 0 | 0- 0 | | | | |
| 0- 0 | 0- 0 | 0- 0 | HOME | 0- 0 | 0- 0 | 0- 0 | | | | |
| 0- 0 | 0- 0 | 0- 0 | AWAY | 0- 0 | 0- 0 | 0- 0 | | | | |
| 0- 0 | 0- 0 | 0- 0 | NEUTRAL | 0- 0 | 0- 0 | 0- 0 | | | | |

| RPI 1-25 | | | | RPI 26-50 | | | | RPI 51-100 Team's RPI: 97 | | | | RPI 101+ | | | |
|---------------------------|---|------------------|--------|-----------|---|-------------------|--------|---------------------------|---|----------|-------|----------|---|-------------------|-------|
| RPI | S | Opponent | Score | RPI | S | Opponent | Score | RPI | S | Opponent | Score | RPI | S | Opponent | Score |
| 6 | A | Oregon | 82 102 | | | | | | | | | 166 | N | Georgetown | 73 64 |
| 13 | N | South Dakota St. | 61 55 | | | | | | | | | 269 | A | Central Conn. St. | 82 69 |
| | | | | | | | | | | | | 305 | H | Niagara | 88 61 |
| | | | | | | | | | | | | 321 | A | Canisius | 84 66 |
| | | | | | | | | | | | | 344 | A | UMES | 69 63 |
| ----- | | | | | | | | | | | | | | | |
| LAST 12 Division I GAMES: | | | | | | | | | | | | | | | |
| 305 | H | Niagara | 88 61 | 321 | A | Canisius | 84 66 | | | | | | | | |
| 344 | A | UMES | 69 63 | 269 | A | Central Conn. St. | 82 69 | | | | | | | | |
| | | | | 13 | N | South Dakota St. | 61 55 | | | | | | | | |
| | | | | 166 | N | Georgetown | 73 64 | | | | | | | | |
| | | | | 6 | A | Oregon | 82 102 | | | | | | | | |

Non-Div I Games:

Buffalo

| | | | | | | | | | |
|------------------|----------|---|-----------|----------------|------------|-----|-------------|---|----------|
| DIV. I ONLY | 6- 0 | 1 | 1- 0 | 317 | 122 | 109 | 109 | 5 | 5 |
| DIV. I NON-CONF. | 6- 0 | 1 | 1- 0 | 317 | 122 | 109 | 109 | 5 | 5 |
| TOTALS | RPI 1-25 | | RPI 26-50 | W-L RECORDS | RPI 51-100 | | RPI 101-150 | | RPI 150+ |
| 6- 0 | 0- 0 | | 0- 0 | OVERALL | 0- 0 | | 0- 0 | | 6- 0 |
| 6- 0 | 0- 0 | | 0- 0 | HOME | 0- 0 | | 0- 0 | | 6- 0 |
| 0- 0 | 0- 0 | | 0- 0 | AWAY | 0- 0 | | 0- 0 | | 0- 0 |
| 0- 0 | 0- 0 | | 0- 0 | NEUTRAL | 0- 0 | | 0- 0 | | 0- 0 |
| 6- 0 | 0- 0 | | 0- 0 | NON-CONFERENCE | 0- 0 | | 0- 0 | | 6- 0 |
| 6- 0 | 0- 0 | | 0- 0 | HOME | 0- 0 | | 0- 0 | | 6- 0 |
| 0- 0 | 0- 0 | | 0- 0 | AWAY | 0- 0 | | 0- 0 | | 0- 0 |
| 0- 0 | 0- 0 | | 0- 0 | NEUTRAL | 0- 0 | | 0- 0 | | 0- 0 |
| 0- 0 | 0- 0 | | 0- 0 | CONFERENCE | 0- 0 | | 0- 0 | | 0- 0 |
| 0- 0 | 0- 0 | | 0- 0 | HOME | 0- 0 | | 0- 0 | | 0- 0 |
| 0- 0 | 0- 0 | | 0- 0 | AWAY | 0- 0 | | 0- 0 | | 0- 0 |
| 0- 0 | 0- 0 | | 0- 0 | NEUTRAL | 0- 0 | | 0- 0 | | 0- 0 |

| RPI 1-25 | | | | RPI 26-50 | | | | RPI 51-100 | | | | RPI 101+ Team's RPI: 109 | | | |
|---------------------------|---|----------|-------|-----------|---|--------------|-------|------------|---|--------------|-------|--------------------------|---|--------------|-------|
| RPI | S | Opponent | Score | RPI | S | Opponent | Score | RPI | S | Opponent | Score | RPI | S | Opponent | Score |
| | | | | | | | | | | | | 200 | H | Western Ill. | 92 51 |
| | | | | | | | | | | | | 229 | H | Eastern Ill. | 72 37 |
| | | | | | | | | | | | | 257 | H | UMass Lowell | 89 36 |
| | | | | | | | | | | | | 259 | H | Ball St. | 64 47 |
| | | | | | | | | | | | | 270 | H | Illinois St. | 58 56 |
| | | | | | | | | | | | | 308 | H | Murray St. | 86 65 |
| LAST 12 Division I GAMES: | | | | | | | | | | | | | | | |
| | | | | 259 | H | Ball St. | 64 47 | 308 | H | Murray St. | 86 65 | | | | |
| | | | | 270 | H | Illinois St. | 58 56 | 229 | H | Eastern Ill. | 72 37 | | | | |
| | | | | 257 | H | UMass Lowell | 89 36 | | | | | | | | |
| | | | | 200 | H | Western Ill. | 92 51 | | | | | | | | |

Non-Div I Games:

Butler

| | | | | | | | | | | |
|-------------------|----------|-----------|----------------|------------|-------------|---------------|------|------|-------|-----------|
| Average RPI Win: | 230 | WON-LOST | WINNING | LAST 10 | STRENGTH OF | OPP. STRENGTH | TEAM | ADJ. | CONF. | ADJ CONF. |
| Average RPI Loss: | 221 | RECORD | PCT. RANK | GAMES | SCHEDULE | OF SCHEDULE | RPI | RPI | RPI | RPI |
| DIV. I ONLY | 2- 4 | 230 | 0- 1 | 252 | 295 | 252 | 252 | 29 | 29 | |
| DIV. I NON-CONF. | 2- 4 | 230 | 0- 1 | 252 | 295 | 252 | 252 | 29 | 29 | |
| ----- | | | | | | | | | | |
| TOTALS | RPI 1-25 | RPI 26-50 | W-L RECORDS | RPI 51-100 | RPI 101-150 | RPI 150+ | | | | |
| 2- 4 | 0- 0 | 0- 0 | OVERALL | 0- 1 | 0- 0 | 2- 3 | | | | |
| 1- 0 | 0- 0 | 0- 0 | HOME | 0- 0 | 0- 0 | 1- 0 | | | | |
| 1- 4 | 0- 0 | 0- 0 | AWAY | 0- 1 | 0- 0 | 1- 3 | | | | |
| 0- 0 | 0- 0 | 0- 0 | NEUTRAL | 0- 0 | 0- 0 | 0- 0 | | | | |
| 2- 4 | 0- 0 | 0- 0 | NON-CONFERENCE | 0- 1 | 0- 0 | 2- 3 | | | | |
| 1- 0 | 0- 0 | 0- 0 | HOME | 0- 0 | 0- 0 | 1- 0 | | | | |
| 1- 4 | 0- 0 | 0- 0 | AWAY | 0- 1 | 0- 0 | 1- 3 | | | | |
| 0- 0 | 0- 0 | 0- 0 | NEUTRAL | 0- 0 | 0- 0 | 0- 0 | | | | |
| 0- 0 | 0- 0 | 0- 0 | CONFERENCE | 0- 0 | 0- 0 | 0- 0 | | | | |
| 0- 0 | 0- 0 | 0- 0 | HOME | 0- 0 | 0- 0 | 0- 0 | | | | |
| 0- 0 | 0- 0 | 0- 0 | AWAY | 0- 0 | 0- 0 | 0- 0 | | | | |
| 0- 0 | 0- 0 | 0- 0 | NEUTRAL | 0- 0 | 0- 0 | 0- 0 | | | | |

| RPI 1-25 | | | | RPI 26-50 | | | | RPI 51-100 | | | | RPI 101+ | | | | Team's RPI: 252 |
|---------------------------|---|------------------|-------|-----------|---|-------------------|-------|------------|---|-----------|-------|----------|---|-------------------|-------|-----------------|
| RPI | S | Opponent | Score | RPI | S | Opponent | Score | RPI | S | Opponent | Score | RPI | S | Opponent | Score | |
| | | | | | | | | 94 | A | UC Irvine | 78 85 | 154 | H | Wright St. | 76 74 | |
| | | | | | | | | | | | | 212 | A | San Jose St. | 72 82 | |
| | | | | | | | | | | | | 238 | A | Cal St. Fullerton | 56 64 | |
| | | | | | | | | | | | | 306 | A | UC Santa Barbara | 56 48 | |
| | | | | | | | | | | | | 340 | A | UTEP | 47 53 | |
| ----- | | | | | | | | | | | | | | | | |
| LAST 12 Division I GAMES: | | | | | | | | | | | | | | | | |
| 306 | A | UC Santa Barbara | 56 48 | 238 | A | Cal St. Fullerton | 56 64 | 94 | A | UC Irvine | 78 85 | 154 | H | Wright St. | 76 74 | |
| 154 | H | Wright St. | 76 74 | 212 | A | San Jose St. | 72 82 | 340 | A | UTEP | 47 53 | | | | | |

Non-Div I Games: Whittier 74 46 Westcliff 91 37

| | | | | | | | | | | |
|------------------|----------|-----------|----------------|------------|-------------|---------------|------|------|-------|-----------|
| Average RPI | Win: 245 | WON-LOST | WINNING | LAST 10 | STRENGTH OF | OPP. STRENGTH | TEAM | ADJ. | CONF. | ADJ CONF. |
| Average RPI | Loss: 75 | RECORD | PCT. RANK | GAMES | SCHEDULE | OF SCHEDULE | RPI | RPI | RPI | RPI |
| DIV. I ONLY | 4- 5 | 185 | 0- 1 | 71 | 120 | 115 | 115 | 18 | 18 | |
| DIV. I NON-CONF. | 4- 5 | 185 | 0- 1 | 71 | 120 | 115 | 115 | 18 | 18 | |
| ----- | | | | | | | | | | |
| TOTALS | RPI 1-25 | RPI 26-50 | W-L RECORDS | RPI 51-100 | RPI 101-150 | RPI 150+ | | | | |
| 4- 5 | 0- 2 | 0- 0 | OVERALL | 0- 1 | 0- 0 | 4- 2 | | | | |
| 2- 1 | 0- 0 | 0- 0 | HOME | 0- 0 | 0- 0 | 2- 1 | | | | |
| 2- 4 | 0- 2 | 0- 0 | AWAY | 0- 1 | 0- 0 | 2- 1 | | | | |
| 0- 0 | 0- 0 | 0- 0 | NEUTRAL | 0- 0 | 0- 0 | 0- 0 | | | | |
| 4- 5 | 0- 2 | 0- 0 | NON-CONFERENCE | 0- 1 | 0- 0 | 4- 2 | | | | |
| 2- 1 | 0- 0 | 0- 0 | HOME | 0- 0 | 0- 0 | 2- 1 | | | | |
| 2- 4 | 0- 2 | 0- 0 | AWAY | 0- 1 | 0- 0 | 2- 1 | | | | |
| 0- 0 | 0- 0 | 0- 0 | NEUTRAL | 0- 0 | 0- 0 | 0- 0 | | | | |
| 0- 0 | 0- 0 | 0- 0 | CONFERENCE | 0- 0 | 0- 0 | 0- 0 | | | | |
| 0- 0 | 0- 0 | 0- 0 | HOME | 0- 0 | 0- 0 | 0- 0 | | | | |
| 0- 0 | 0- 0 | 0- 0 | AWAY | 0- 0 | 0- 0 | 0- 0 | | | | |
| 0- 0 | 0- 0 | 0- 0 | NEUTRAL | 0- 0 | 0- 0 | 0- 0 | | | | |

| RPI | S | Opponent | Score | RPI | S | Opponent | Score | RPI | S | Opponent | Score | RPI | S | Opponent | Score | Team's RPI: 115 |
|------------------------------|---|-------------------------|-------|-----|---|-----------------|-------|-----|---|-------------|-------|-----|---|-------------------------|-------|-----------------|
| 2 | A | Cal i forn i a | 42 67 | | | | | 53 | A | Bo i se St. | 63 74 | 152 | A | I daho | 73 88 | |
| 11 | A | Drake | 63 73 | | | | | | | | | 155 | A | Santa Clara | 53 38 | |
| | | | | | | | | | | | | 156 | H | Harvard | 55 75 | |
| | | | | | | | | | | | | 246 | H | Washing ton St. | 65 52 | |
| | | | | | | | | | | | | 272 | A | Omaha | 64 52 | |
| | | | | | | | | | | | | 307 | H | Cal i forn i a Bapti st | 73 67 | |
| ----- | | | | | | | | | | | | | | | | |
| LAST 12 Divi s i on I GAMES: | | | | | | | | | | | | | | | | |
| 156 | H | Harvard | 55 75 | 246 | H | Washing ton St. | 65 52 | 11 | A | Drake | 63 73 | | | | | |
| 2 | A | Cal i forn i a | 42 67 | 272 | A | Omaha | 64 52 | 53 | A | Bo i se St. | 63 74 | | | | | |
| 155 | A | Santa Clara | 53 38 | 152 | A | I daho | 73 88 | | | | | | | | | |
| 307 | H | Cal i forn i a Bapti st | 73 67 | | | | | | | | | | | | | |

Non-Di v I Games:

CSUN

| | | | | | | | | | | | |
|----------------------|------|----------|-----------|----------------|-------------|------------|---------------|----------|------|-------|-----------|
| Average RPI Win: 262 | | WON-LOST | WINNING | LAST 10 | STRENGTH OF | | OPP. STRENGTH | TEAM | ADJ. | CONF. | ADJ CONF. |
| Loss: 123 | | RECORD | PCT. RANK | GAMES | SCHEDULE | | OF SCHEDULE | RPI | RPI | RPI | RPI |
| DIV. I ONLY | | 1- 7 | 316 | 0- 1 | 141 | | 169 | 294 | 294 | 18 | 18 |
| DIV. I NON-CONF. | | 1- 7 | 316 | 0- 1 | 141 | | 169 | 294 | 294 | 18 | 18 |
| TOTALS | | RPI 1-25 | RPI 26-50 | W-L RECORDS | | RPI 51-100 | RPI 101-150 | RPI 150+ | | | |
| 1- 7 | 0- 0 | 0- 1 | | OVERALL | | 0- 2 | 0- 3 | 1- 1 | | | |
| 1- 3 | 0- 0 | 0- 1 | | HOME | | 0- 1 | 0- 1 | 1- 0 | | | |
| 0- 3 | 0- 0 | 0- 0 | | AWAY | | 0- 1 | 0- 2 | 0- 0 | | | |
| 0- 1 | 0- 0 | 0- 0 | | NEUTRAL | | 0- 0 | 0- 0 | 0- 1 | | | |
| 1- 7 | 0- 0 | 0- 1 | | NON-CONFERENCE | | 0- 2 | 0- 3 | 1- 1 | | | |
| 1- 3 | 0- 0 | 0- 1 | | HOME | | 0- 1 | 0- 1 | 1- 0 | | | |
| 0- 3 | 0- 0 | 0- 0 | | AWAY | | 0- 1 | 0- 2 | 0- 0 | | | |
| 0- 1 | 0- 0 | 0- 0 | | NEUTRAL | | 0- 0 | 0- 0 | 0- 1 | | | |
| 0- 0 | 0- 0 | 0- 0 | | CONFERENCE | | 0- 0 | 0- 0 | 0- 0 | | | |
| 0- 0 | 0- 0 | 0- 0 | | HOME | | 0- 0 | 0- 0 | 0- 0 | | | |
| 0- 0 | 0- 0 | 0- 0 | | AWAY | | 0- 0 | 0- 0 | 0- 0 | | | |
| 0- 0 | 0- 0 | 0- 0 | | NEUTRAL | | 0- 0 | 0- 0 | 0- 0 | | | |

| RPI | S | Opponent | Score |
|---------------------------|---|-------------------|-------|
| RPI 1-25 | | | |
| 50 | H | Saint Mary's (CA) | 69 |
| RPI 26-50 | | | |
| 73 | H | Pepperdine | 70 |
| 93 | A | Oregon St. | 79 |
| RPI 51-100 | | | |
| 105 | A | Sacramento St. | 88 |
| 113 | A | Fresno St. | 76 |
| 150 | H | Illinois | 74 |
| 262 | H | Eastern Wash. | 59 55 |
| 277 | N | San Francisco | 62 65 |
| Team's RPI : 294 | | | |
| LAST 12 Division I GAMES: | | | |
| 262 | H | Eastern Wash. | 59 55 |
| 73 | H | Pepperdine | 63 70 |
| 150 | H | Illinois | 51 74 |
| 277 | N | San Francisco | 62 65 |
| 113 | A | Fresno St. | 58 76 |
| 105 | A | Sacramento St. | 85 88 |
| 50 | H | Saint Mary's (CA) | 51 69 |
| 93 | A | Oregon St. | 54 79 |

Cal Poly

| | | | | | | | | | | |
|-------------------|----------|-----------|----------------|------------|-------------|---------------|------|------|-------|-----------|
| Average RPI Win: | 280 | WON-LOST | WINNING | LAST 10 | STRENGTH OF | OPP. STRENGTH | TEAM | ADJ. | CONF. | ADJ CONF. |
| Average RPI Loss: | 134 | RECORD | PCT. RANK | GAMES | SCHEDULE | OF SCHEDULE | RPI | RPI | RPI | RPI |
| DIV. I ONLY | 4- 4 | 159 | 1- 0 | 282 | 203 | 238 | 238 | 18 | 18 | |
| DIV. I NON-CONF. | 4- 4 | 159 | 1- 0 | 282 | 203 | 238 | 238 | 18 | 18 | |
| ----- | | | | | | | | | | |
| TOTALS | RPI 1-25 | RPI 26-50 | W-L RECORDS | RPI 51-100 | RPI 101-150 | RPI 150+ | | | | |
| 4- 4 | 0- 0 | 0- 0 | OVERALL | 0- 2 | 0- 0 | 4- 2 | | | | |
| 2- 2 | 0- 0 | 0- 0 | HOME | 0- 0 | 0- 0 | 2- 2 | | | | |
| 2- 2 | 0- 0 | 0- 0 | AWAY | 0- 2 | 0- 0 | 2- 0 | | | | |
| 0- 0 | 0- 0 | 0- 0 | NEUTRAL | 0- 0 | 0- 0 | 0- 0 | | | | |
| 4- 4 | 0- 0 | 0- 0 | NON-CONFERENCE | 0- 2 | 0- 0 | 4- 2 | | | | |
| 2- 2 | 0- 0 | 0- 0 | HOME | 0- 0 | 0- 0 | 2- 2 | | | | |
| 2- 2 | 0- 0 | 0- 0 | AWAY | 0- 2 | 0- 0 | 2- 0 | | | | |
| 0- 0 | 0- 0 | 0- 0 | NEUTRAL | 0- 0 | 0- 0 | 0- 0 | | | | |
| 0- 0 | 0- 0 | 0- 0 | CONFERENCE | 0- 0 | 0- 0 | 0- 0 | | | | |
| 0- 0 | 0- 0 | 0- 0 | HOME | 0- 0 | 0- 0 | 0- 0 | | | | |
| 0- 0 | 0- 0 | 0- 0 | AWAY | 0- 0 | 0- 0 | 0- 0 | | | | |
| 0- 0 | 0- 0 | 0- 0 | NEUTRAL | 0- 0 | 0- 0 | 0- 0 | | | | |

| RPI 1-25 | | | | RPI 26-50 | | | | RPI 51-100 | | | | RPI 101+ Team's RPI: 238 | | | |
|---------------------------|---|--------------------|-------|-----------|---|-----------------|-------|------------|---|-------------|-------|--------------------------|---|--------------------|-------|
| RPI | S | Opponent | Score | RPI | S | Opponent | Score | RPI | S | Opponent | Score | RPI | S | Opponent | Score |
| | | | | | | | | 67 | A | Washington | 74 83 | 155 | H | Santa Clara | 60 64 |
| | | | | | | | | 85 | A | Portland | 74 83 | 230 | H | San Diego St. | 72 83 |
| | | | | | | | | | | | | 252 | H | CSU Bakersfield | 64 56 |
| | | | | | | | | | | | | 260 | A | Seattle U | 57 54 |
| | | | | | | | | | | | | 299 | H | Dartmouth | 67 62 |
| | | | | | | | | | | | | 307 | A | California Baptist | 79 65 |
| LAST 12 Division I GAMES: | | | | | | | | | | | | | | | |
| 307 | A | California Baptist | 79 65 | 252 | H | CSU Bakersfield | 64 56 | 67 | A | Washington | 74 83 | 299 | H | Dartmouth | 67 62 |
| 260 | A | Seattle U | 57 54 | 85 | A | Portland | 74 83 | 155 | H | Santa Clara | 60 64 | 230 | H | San Diego St. | 72 83 |

Non-Div I Games:

Cal St. Fullerton

| | | | | | | | | | | | |
|------------------|----------|------|-----------|-----------|----------------|-------------|---------------|-------------|------|----------|-----------|
| Average RPI | Win: | 94 | WON-LOST | WINNING | LAST 10 | STRENGTH OF | OPP. STRENGTH | TEAM | ADJ. | CONF. | ADJ CONF. |
| Average RPI | Loss: | 0 | RECORD | PCT. RANK | GAMES | SCHEDULE | OF SCHEDULE | RPI | RPI | RPI | RPI |
| DIV. I ONLY | | 7- 0 | | 1 | 1- 0 | 8 | 86 | 2 | 2 | 2 | 2 |
| DIV. I NON-CONF. | | 7- 0 | | 1 | 1- 0 | 8 | 86 | 2 | 2 | 2 | 2 |
| ----- | | | | | | | | | | | |
| TOTALS | RPI 1-25 | | RPI 26-50 | | W-L RECORDS | RPI 51-100 | | RPI 101-150 | | RPI 150+ | |
| 7- 0 | 0- 0 | | 2- 0 | | OVERALL | 1- 0 | | 3- 0 | | 1- 0 | |
| 2- 0 | 0- 0 | | 0- 0 | | HOME | 0- 0 | | 2- 0 | | 0- 0 | |
| 3- 0 | 0- 0 | | 0- 0 | | AWAY | 1- 0 | | 1- 0 | | 1- 0 | |
| 2- 0 | 0- 0 | | 2- 0 | | NEUTRAL | 0- 0 | | 0- 0 | | 0- 0 | |
| 7- 0 | 0- 0 | | 2- 0 | | NON-CONFERENCE | 1- 0 | | 3- 0 | | 1- 0 | |
| 2- 0 | 0- 0 | | 0- 0 | | HOME | 0- 0 | | 2- 0 | | 0- 0 | |
| 3- 0 | 0- 0 | | 0- 0 | | AWAY | 1- 0 | | 1- 0 | | 1- 0 | |
| 2- 0 | 0- 0 | | 2- 0 | | NEUTRAL | 0- 0 | | 0- 0 | | 0- 0 | |
| 0- 0 | 0- 0 | | 0- 0 | | CONFERENCE | 0- 0 | | 0- 0 | | 0- 0 | |
| 0- 0 | 0- 0 | | 0- 0 | | HOME | 0- 0 | | 0- 0 | | 0- 0 | |
| 0- 0 | 0- 0 | | 0- 0 | | AWAY | 0- 0 | | 0- 0 | | 0- 0 | |
| 0- 0 | 0- 0 | | 0- 0 | | NEUTRAL | 0- 0 | | 0- 0 | | 0- 0 | |

| RPI 1-25 | | | | Team's RPI: 2 | | | | RPI 26-50 | | | | RPI 51-100 | | | | RPI 101+ | | | |
|---------------------------|---|----------|-------|---------------|---|-----------|-------|-----------|---|----------|-------|------------|---|----------|-------|----------|---|-----------|-------|
| RPI | S | Opponent | Score | RPI | S | Opponent | Score | RPI | S | Opponent | Score | RPI | S | Opponent | Score | RPI | S | Opponent | Score |
| | | | | 26 | N | Tulane | 65 57 | | | | | 72 | A | Penn St. | 75 58 | 115 | H | CSUN | 67 42 |
| | | | | 36 | N | Pacific | 81 69 | | | | | | | | | 119 | A | BYU | 70 52 |
| | | | | | | | | | | | | | | | | 129 | H | Houston | 80 79 |
| | | | | | | | | | | | | | | | | 160 | A | San Diego | 70 53 |
| LAST 12 Division I GAMES: | | | | | | | | | | | | | | | | | | | |
| | | | | 115 | H | CSUN | 67 42 | | | | | 36 | N | Pacific | 81 69 | | | | |
| | | | | 160 | A | San Diego | 70 53 | | | | | 119 | A | BYU | 70 52 | | | | |
| | | | | 26 | N | Tulane | 65 57 | | | | | 72 | A | Penn St. | 75 58 | | | | |
| | | | | | | | | | | | | 129 | H | Houston | 80 79 | | | | |

Non-Div I Games:

Cal i forni a

| | | | | | | | | | | |
|-------------------|-----|----------|-----------|---------|-------------|---------------|------|------|-------|-----------|
| Average RPI Win: | 266 | WON-LOST | WINNING | LAST 10 | STRENGTH OF | OPP. STRENGTH | TEAM | ADJ. | CONF. | ADJ CONF. |
| Average RPI Loss: | 156 | RECORD | PCT. RANK | GAMES | SCHEDULE | OF SCHEDULE | RPI | RPI | RPI | RPI |

| | | | | | | | | | |
|------------------|----------|-----------|----------------|------------|-------------|----------|-----|----|----|
| DIV. I ONLY | 1- 6 | 303 | 0- 0 | 273 | 140 | 307 | 307 | 29 | 29 |
| DIV. I NON-CONF. | 1- 6 | 303 | 0- 0 | 273 | 140 | 307 | 307 | 29 | 29 |
| ----- | | | | | | | | | |
| TOTALS | RPI 1-25 | RPI 26-50 | W-L RECORDS | RPI 51-100 | RPI 101-150 | RPI 150+ | | | |
| 1- 6 | 0- 0 | 0- 0 | OVERALL | 0- 0 | 0- 4 | 1- 2 | | | |
| 0- 2 | 0- 0 | 0- 0 | HOME | 0- 0 | 0- 1 | 0- 1 | | | |
| 1- 3 | 0- 0 | 0- 0 | AWAY | 0- 0 | 0- 2 | 1- 1 | | | |
| 0- 1 | 0- 0 | 0- 0 | NEUTRAL | 0- 0 | 0- 1 | 0- 0 | | | |
| 1- 6 | 0- 0 | 0- 0 | NON-CONFERENCE | 0- 0 | 0- 4 | 1- 2 | | | |
| 0- 2 | 0- 0 | 0- 0 | HOME | 0- 0 | 0- 1 | 0- 1 | | | |
| 1- 3 | 0- 0 | 0- 0 | AWAY | 0- 0 | 0- 2 | 1- 1 | | | |
| 0- 1 | 0- 0 | 0- 0 | NEUTRAL | 0- 0 | 0- 1 | 0- 0 | | | |
| 0- 0 | 0- 0 | 0- 0 | CONFERENCE | 0- 0 | 0- 0 | 0- 0 | | | |
| 0- 0 | 0- 0 | 0- 0 | HOME | 0- 0 | 0- 0 | 0- 0 | | | |
| 0- 0 | 0- 0 | 0- 0 | AWAY | 0- 0 | 0- 0 | 0- 0 | | | |
| 0- 0 | 0- 0 | 0- 0 | NEUTRAL | 0- 0 | 0- 0 | 0- 0 | | | |

| RPI 1-25 | | | | RPI 26-50 | | | | RPI 51-100 | | | | RPI 101+ Team's RPI: 307 | | | |
|---------------------------|---|----------|-------|-----------|---|-------------------|-------|------------|---|----------|-------|--------------------------|---|-------------------|-------|
| RPI | S | Opponent | Score | RPI | S | Opponent | Score | RPI | S | Opponent | Score | RPI | S | Opponent | Score |
| | | | | | | | | | | | | 114 | A | Northern Ari z. | 88 91 |
| | | | | | | | | | | | | 115 | A | CSUN | 67 73 |
| | | | | | | | | | | | | 117 | H | Idaho St. | 57 72 |
| | | | | | | | | | | | | 119 | N | BYU | 69 76 |
| | | | | | | | | | | | | 230 | A | San Diego St. | 67 83 |
| | | | | | | | | | | | | 238 | H | Cal St. Fullerton | 65 79 |
| | | | | | | | | | | | | 266 | A | Long Beach St. | 85 83 |
| LAST 12 Division I GAMES: | | | | | | | | | | | | | | | |
| | | | | 230 | A | San Diego St. | 67 83 | 115 | A | CSUN | 67 73 | | | | |
| | | | | 114 | A | Northern Ariz. | 88 91 | 119 | N | BYU | 69 76 | | | | |
| | | | | 238 | H | Cal St. Fullerton | 65 79 | | | | | | | | |
| | | | | 266 | A | Long Beach St. | 85 83 | | | | | | | | |
| | | | | 117 | H | Idaho St. | 57 72 | | | | | | | | |

Non-Div I Games: La Sierra 91 44

Cal i f o r n i a B a p t i s t

| | | | | | | | | | | | |
|------------------|----------|------|-----------|-----------|----------------|-------------|---------------|-------------|------|----------|-----------|
| Average RPI | Win: | 293 | WON-LOST | WINNING | LAST 10 | STRENGTH OF | OPP. STRENGTH | TEAM | ADJ. | CONF. | ADJ CONF. |
| Average RPI | Loss: | 33 | RECORD | PCT. RANK | GAMES | SCHEDULE | OF SCHEDULE | RPI | RPI | RPI | RPI |
| DIV. I ONLY | | 6- 1 | | 34 | 1- 0 | 328 | 196 | 184 | 184 | 30 | 30 |
| DIV. I NON-CONF. | | 6- 1 | | 34 | 1- 0 | 328 | 196 | 184 | 184 | 30 | 30 |
| ----- | | | | | | | | | | | |
| TOTALS | RPI 1-25 | | RPI 26-50 | | W-L RECORDS | RPI 51-100 | | RPI 101-150 | | RPI 150+ | |
| 6- 1 | 0- 0 | | 0- 1 | | OVERALL | 0- 0 | | 0- 0 | | 6- 0 | |
| 2- 1 | 0- 0 | | 0- 1 | | HOME | 0- 0 | | 0- 0 | | 2- 0 | |
| 3- 0 | 0- 0 | | 0- 0 | | AWAY | 0- 0 | | 0- 0 | | 3- 0 | |
| 1- 0 | 0- 0 | | 0- 0 | | NEUTRAL | 0- 0 | | 0- 0 | | 1- 0 | |
| 6- 1 | 0- 0 | | 0- 1 | | NON-CONFERENCE | 0- 0 | | 0- 0 | | 6- 0 | |
| 2- 1 | 0- 0 | | 0- 1 | | HOME | 0- 0 | | 0- 0 | | 2- 0 | |
| 3- 0 | 0- 0 | | 0- 0 | | AWAY | 0- 0 | | 0- 0 | | 3- 0 | |
| 1- 0 | 0- 0 | | 0- 0 | | NEUTRAL | 0- 0 | | 0- 0 | | 1- 0 | |
| 0- 0 | 0- 0 | | 0- 0 | | CONFERENCE | 0- 0 | | 0- 0 | | 0- 0 | |
| 0- 0 | 0- 0 | | 0- 0 | | HOME | 0- 0 | | 0- 0 | | 0- 0 | |
| 0- 0 | 0- 0 | | 0- 0 | | AWAY | 0- 0 | | 0- 0 | | 0- 0 | |
| 0- 0 | 0- 0 | | 0- 0 | | NEUTRAL | 0- 0 | | 0- 0 | | 0- 0 | |

| RPI 1-25 | | | | RPI 26-50 | | | | RPI 51-100 | | | | RPI 101+ Team's RPI: 184 | | | |
|---------------------------|---|----------|-------|-----------|---|---------------|-------|------------|---|--------------------|-------|--------------------------|---|--------------------|-------|
| RPI | S | Opponent | Score | RPI | S | Opponent | Score | RPI | S | Opponent | Score | RPI | S | Opponent | Score |
| | | | | 33 | H | Old Domini on | 59 83 | | | | | 207 | A | Norfolk St. | 57 49 |
| | | | | | | | | | | | | 272 | N | Omaha | 65 52 |
| | | | | | | | | | | | | 311 | A | FIU | 59 54 |
| | | | | | | | | | | | | 317 | H | Col. of Charleston | 66 65 |
| | | | | | | | | | | | | 325 | H | UNC Greensboro | 53 49 |
| | | | | | | | | | | | | 326 | A | Western Caro. | 63 37 |
| ----- | | | | | | | | | | | | | | | |
| LAST 12 Division I GAMES: | | | | | | | | | | | | | | | |
| | | | | 311 | A | FIU | 59 54 | 325 | H | UNC Greensboro | 53 49 | | | | |
| | | | | | | | | 272 | N | Omaha | 65 52 | | | | |
| | | | | | | | | 207 | A | Norfolk St. | 57 49 | | | | |
| | | | | | | | | 317 | H | Col. of Charleston | 66 65 | | | | |
| | | | | | | | | 326 | A | Western Caro. | 63 37 | | | | |
| | | | | | | | | 33 | H | Old Domini on | 59 83 | | | | |

Non-Div I Games:

Campbel I

| | | | | | | | | | | |
|------------------|-----------|-----------------|-------------------|---------------|----------------------|---------------------------|----------|----------|-----------|---------------|
| Average RPI | Win: 330 | WON-LOST RECORD | WINNING PCT. RANK | LAST 10 GAMES | STRENGTH OF SCHEDULE | OPP. STRENGTH OF SCHEDULE | TEAM RPI | ADJ. RPI | CONF. RPI | ADJ CONF. RPI |
| Average RPI | Loss: 206 | | | | | | | | | |
| DIV. I ONLY | 1- 7 | 316 | 0- 1 | 254 | 307 | 321 | 321 | 25 | 25 | |
| DIV. I NON-CONF. | 1- 7 | 316 | 0- 1 | 254 | 307 | 321 | 321 | 25 | 25 | |
| ----- | | | | | | | | | | |
| TOTALS | RPI 1-25 | RPI 26-50 | W-L RECORDS | RPI 51-100 | RPI 101-150 | RPI 150+ | | | | |
| 1- 7 | 0- 0 | 0- 0 | OVERALL | 0- 1 | 0- 2 | 1- 4 | | | | |
| 0- 4 | 0- 0 | 0- 0 | HOME | 0- 1 | 0- 2 | 0- 1 | | | | |
| 1- 3 | 0- 0 | 0- 0 | AWAY | 0- 0 | 0- 0 | 1- 3 | | | | |
| 0- 0 | 0- 0 | 0- 0 | NEUTRAL | 0- 0 | 0- 0 | 0- 0 | | | | |
| 1- 7 | 0- 0 | 0- 0 | NON-CONFERENCE | 0- 1 | 0- 2 | 1- 4 | | | | |
| 0- 4 | 0- 0 | 0- 0 | HOME | 0- 1 | 0- 2 | 0- 1 | | | | |
| 1- 3 | 0- 0 | 0- 0 | AWAY | 0- 0 | 0- 0 | 1- 3 | | | | |
| 0- 0 | 0- 0 | 0- 0 | NEUTRAL | 0- 0 | 0- 0 | 0- 0 | | | | |
| 0- 0 | 0- 0 | 0- 0 | CONFERENCE | 0- 0 | 0- 0 | 0- 0 | | | | |
| 0- 0 | 0- 0 | 0- 0 | HOME | 0- 0 | 0- 0 | 0- 0 | | | | |
| 0- 0 | 0- 0 | 0- 0 | AWAY | 0- 0 | 0- 0 | 0- 0 | | | | |
| 0- 0 | 0- 0 | 0- 0 | NEUTRAL | 0- 0 | 0- 0 | 0- 0 | | | | |

| RPI 1-25 | | | | RPI 26-50 | | | | RPI 51-100 | | | | RPI 101+ Team's RPI: 321 | | | |
|---------------------------|---|----------|-------|-----------|---|----------------|-------|------------|---|-----------------|--------|--------------------------|---|-----------------|--------|
| RPI | S | Opponent | Score | RPI | S | Opponent | Score | RPI | S | Opponent | Score | RPI | S | Opponent | Score |
| | | | | | | | | 97 | H | Buffalo | 66 84 | 131 | H | Youngstown St. | 36 62 |
| | | | | | | | | | | | | 140 | H | Miami (OH) | 59 62 |
| | | | | | | | | | | | | 242 | A | St. Bonaventure | 94 100 |
| | | | | | | | | | | | | 250 | A | Oakland | 60 71 |
| | | | | | | | | | | | | 264 | H | UTRGV | 53 57 |
| | | | | | | | | | | | | 318 | A | Colgate | 53 67 |
| | | | | | | | | | | | | 330 | A | Albany (NY) | 48 42 |
| ----- | | | | | | | | | | | | | | | |
| LAST 12 Division I GAMES: | | | | | | | | | | | | | | | |
| | | | | 97 | H | Buffalo | 66 84 | 242 | A | St. Bonaventure | 94 100 | | | | |
| | | | | 131 | H | Youngstown St. | 36 62 | 140 | H | Miami (OH) | 59 62 | | | | |
| | | | | 330 | A | Albany (NY) | 48 42 | | | | | | | | |
| | | | | 250 | A | Oakland | 60 71 | | | | | | | | |
| | | | | 318 | A | Colgate | 53 67 | | | | | | | | |
| | | | | 264 | H | UTRGV | 53 57 | | | | | | | | |

Non-Div I Games:

Canisius

| | | | | | | | | | | | |
|-----------------------|--|----------|-----------|----------------|-------------|------------|---------------|----------|------|-------|-----------|
| Average RPI Win: 349 | | WON-LOST | WINNING | LAST 10 | STRENGTH OF | | OPP. STRENGTH | TEAM | ADJ. | CONF. | ADJ CONF. |
| Average RPI Loss: 228 | | RECORD | PCT. RANK | GAMES | SCHEDULE | | OF SCHEDULE | RPI | RPI | RPI | RPI |
| DIV. I ONLY | | 1- 2 | 230 | 0- 0 | 327 | | 348 | 322 | 322 | 24 | 24 |
| DIV. I NON-CONF. | | 1- 2 | 230 | 0- 0 | 327 | | 348 | 322 | 322 | 24 | 24 |
| TOTALS | | RPI 1-25 | RPI 26-50 | W-L RECORDS | | RPI 51-100 | RPI 101-150 | RPI 150+ | | | |
| 1- 2 | | 0- 0 | 0- 0 | OVERALL | | 0- 0 | 0- 0 | 1- 2 | | | |
| 0- 1 | | 0- 0 | 0- 0 | HOME | | 0- 0 | 0- 0 | 0- 1 | | | |
| 1- 1 | | 0- 0 | 0- 0 | AWAY | | 0- 0 | 0- 0 | 1- 1 | | | |
| 0- 0 | | 0- 0 | 0- 0 | NEUTRAL | | 0- 0 | 0- 0 | 0- 0 | | | |
| 1- 2 | | 0- 0 | 0- 0 | NON-CONFERENCE | | 0- 0 | 0- 0 | 1- 2 | | | |
| 0- 1 | | 0- 0 | 0- 0 | HOME | | 0- 0 | 0- 0 | 0- 1 | | | |
| 1- 1 | | 0- 0 | 0- 0 | AWAY | | 0- 0 | 0- 0 | 1- 1 | | | |
| 0- 0 | | 0- 0 | 0- 0 | NEUTRAL | | 0- 0 | 0- 0 | 0- 0 | | | |
| 0- 0 | | 0- 0 | 0- 0 | CONFERENCE | | 0- 0 | 0- 0 | 0- 0 | | | |
| 0- 0 | | 0- 0 | 0- 0 | HOME | | 0- 0 | 0- 0 | 0- 0 | | | |
| 0- 0 | | 0- 0 | 0- 0 | AWAY | | 0- 0 | 0- 0 | 0- 0 | | | |
| 0- 0 | | 0- 0 | 0- 0 | NEUTRAL | | 0- 0 | 0- 0 | 0- 0 | | | |

| RPI 1-25 | | | | RPI 26-50 | | | | RPI 51-100 | | | | RPI 101+ Team's RPI: 322 | | | |
|---------------------------|---|----------|-------|-----------|---|----------|-------|------------|---|----------|-------|--------------------------|---|---------------|-------|
| RPI | S | Opponent | Score | RPI | S | Opponent | Score | RPI | S | Opponent | Score | RPI | S | Opponent | Score |
| | | | | | | | | | | | | 153 | H | South Alabama | 50 58 |
| | | | | | | | | | | | | 303 | A | Jackson St. | 56 65 |
| | | | | | | | | | | | | 349 | A | Alcorn | 57 46 |
| LAST 12 Division I GAMES: | | | | | | | | | | | | | | | |
| | | | | | | | | | | | | 349 | A | Alcorn | 57 46 |
| | | | | | | | | | | | | 153 | H | South Alabama | 50 58 |
| | | | | | | | | | | | | 303 | A | Jackson St. | 56 65 |

Central Ark.

| | | | | | | | | | | |
|-------------------|----------|-----------|----------------|------------|-------------|---------------|------|------|-------|-----------|
| Average RPI Win: | 341 | WON-LOST | WINNING | LAST 10 | STRENGTH OF | OPP. STRENGTH | TEAM | ADJ. | CONF. | ADJ CONF. |
| Average RPI Loss: | 149 | RECORD | PCT. RANK | GAMES | SCHEDULE | OF SCHEDULE | RPI | RPI | RPI | RPI |
| DIV. I ONLY | 1- 5 | 288 | 0- 1 | 172 | 249 | 269 | 269 | 31 | 31 | |
| DIV. I NON-CONF. | 1- 5 | 288 | 0- 1 | 172 | 249 | 269 | 269 | 31 | 31 | |
| <hr/> | | | | | | | | | | |
| TOTALS | RPI 1-25 | RPI 26-50 | W-L RECORDS | RPI 51-100 | RPI 101-150 | RPI 150+ | | | | |
| 1- 5 | 0- 0 | 0- 0 | OVERALL | 0- 1 | 0- 2 | 1- 2 | | | | |
| 0- 2 | 0- 0 | 0- 0 | HOME | 0- 1 | 0- 1 | 0- 0 | | | | |
| 1- 3 | 0- 0 | 0- 0 | AWAY | 0- 0 | 0- 1 | 1- 2 | | | | |
| 0- 0 | 0- 0 | 0- 0 | NEUTRAL | 0- 0 | 0- 0 | 0- 0 | | | | |
| 1- 5 | 0- 0 | 0- 0 | NON-CONFERENCE | 0- 1 | 0- 2 | 1- 2 | | | | |
| 0- 2 | 0- 0 | 0- 0 | HOME | 0- 1 | 0- 1 | 0- 0 | | | | |
| 1- 3 | 0- 0 | 0- 0 | AWAY | 0- 0 | 0- 1 | 1- 2 | | | | |
| 0- 0 | 0- 0 | 0- 0 | NEUTRAL | 0- 0 | 0- 0 | 0- 0 | | | | |
| 0- 0 | 0- 0 | 0- 0 | CONFERENCE | 0- 0 | 0- 0 | 0- 0 | | | | |
| 0- 0 | 0- 0 | 0- 0 | HOME | 0- 0 | 0- 0 | 0- 0 | | | | |
| 0- 0 | 0- 0 | 0- 0 | AWAY | 0- 0 | 0- 0 | 0- 0 | | | | |
| 0- 0 | 0- 0 | 0- 0 | NEUTRAL | 0- 0 | 0- 0 | 0- 0 | | | | |

| RPI 1-25 | | | | RPI 26-50 | | | | RPI 51-100 | | | | RPI 101+ Team's RPI: 269 | | | |
|---------------------------|---|---------------|-------|-----------|---|----------|-------|------------|---|----------|-------|--------------------------|---|---------------|-------|
| RPI | S | Opponent | Score | RPI | S | Opponent | Score | RPI | S | Opponent | Score | RPI | S | Opponent | Score |
| | | | | | | | | 97 | H | Buffal o | 69 82 | 127 | A | Rutgers | 44 73 |
| | | | | | | | | | | | | 128 | H | Lehi gh | 62 88 |
| | | | | | | | | | | | | 170 | A | Massachusetts | 59 74 |
| | | | | | | | | | | | | 223 | A | Brown | 63 68 |
| | | | | | | | | | | | | 341 | A | Morgan St. | 60 36 |
| LAST 12 Division I GAMES: | | | | | | | | | | | | | | | |
| 341 | A | Morgan St. | 60 36 | 97 | H | Buffal o | 69 82 | | | | | | | | |
| 170 | A | Massachusetts | 59 74 | | | | | | | | | | | | |
| 127 | A | Rutgers | 44 73 | | | | | | | | | | | | |
| 128 | H | Lehi gh | 62 88 | | | | | | | | | | | | |
| 223 | A | Brown | 63 68 | | | | | | | | | | | | |

Non-Div I Games:

Central Conn. St.

| | | | | | | | | | | | |
|------------------|----------|------|-----------|-----------|----------------|-------------|---------------|-------------|------|----------|-----------|
| Average RPI | Win: | 140 | WON-LOST | WINNING | LAST 10 | STRENGTH OF | OPP. STRENGTH | TEAM | ADJ. | CONF. | ADJ CONF. |
| Average RPI | Loss: | 13 | RECORD | PCT. RANK | GAMES | SCHEDULE | OF SCHEDULE | RPI | RPI | RPI | RPI |
| DIV. I ONLY | | 7- 1 | | 25 | 1- 0 | 212 | 6 | 49 | 49 | 11 | 11 |
| DIV. I NON-CONF. | | 7- 1 | | 25 | 1- 0 | 212 | 6 | 49 | 49 | 11 | 11 |
| ----- | | | | | | | | | | | |
| TOTALS | RPI 1-25 | | RPI 26-50 | | W-L RECORDS | RPI 51-100 | | RPI 101-150 | | RPI 150+ | |
| 7- 1 | 0- 1 | | 2- 0 | | OVERALL | 1- 0 | | 1- 0 | | 3- 0 | |
| 3- 1 | 0- 1 | | 1- 0 | | HOME | 0- 0 | | 0- 0 | | 2- 0 | |
| 3- 0 | 0- 0 | | 1- 0 | | AWAY | 0- 0 | | 1- 0 | | 1- 0 | |
| 1- 0 | 0- 0 | | 0- 0 | | NEUTRAL | 1- 0 | | 0- 0 | | 0- 0 | |
| 7- 1 | 0- 1 | | 2- 0 | | NON-CONFERENCE | 1- 0 | | 1- 0 | | 3- 0 | |
| 3- 1 | 0- 1 | | 1- 0 | | HOME | 0- 0 | | 0- 0 | | 2- 0 | |
| 3- 0 | 0- 0 | | 1- 0 | | AWAY | 0- 0 | | 1- 0 | | 1- 0 | |
| 1- 0 | 0- 0 | | 0- 0 | | NEUTRAL | 1- 0 | | 0- 0 | | 0- 0 | |
| 0- 0 | 0- 0 | | 0- 0 | | CONFERENCE | 0- 0 | | 0- 0 | | 0- 0 | |
| 0- 0 | 0- 0 | | 0- 0 | | HOME | 0- 0 | | 0- 0 | | 0- 0 | |
| 0- 0 | 0- 0 | | 0- 0 | | AWAY | 0- 0 | | 0- 0 | | 0- 0 | |
| 0- 0 | 0- 0 | | 0- 0 | | NEUTRAL | 0- 0 | | 0- 0 | | 0- 0 | |

| RPI 1-25 | | | | RPI 26-50 | | | | Team's RPI: 49 | | | | RPI 51-100 | | | | RPI 101+ | | | |
|---------------------------|---|------------------|-------|-----------|---|------------|--------|----------------|---|------------------|-------|------------|---|-------------|--------|----------|---|-------------|--------|
| RPI | S | Opponent | Score | RPI | S | Opponent | Score | RPI | S | Opponent | Score | RPI | S | Opponent | Score | RPI | S | Opponent | Score |
| 13 | H | South Dakota St. | 71 80 | 31 | A | Quinnipiac | 67 52 | 99 | N | Chattanooga | 73 50 | 146 | A | Virginia | 74 61 | | | | |
| | | | | 42 | H | UCF | 75 68 | | | | | 189 | H | Western Ky. | 108 90 | | | | |
| | | | | | | | | | | | | 221 | A | Iona | 82 39 | | | | |
| | | | | | | | | | | | | 250 | H | Oakland | 104 61 | | | | |
| ----- | | | | | | | | | | | | | | | | | | | |
| LAST 12 Division I GAMES: | | | | | | | | | | | | | | | | | | | |
| | | | | 31 | A | Quinnipiac | 67 52 | 221 | A | Iona | 82 39 | | | | | | | | |
| | | | | 250 | H | Oakland | 104 61 | 99 | N | Chattanooga | 73 50 | 146 | A | Virginia | 74 61 | | | | |
| | | | | | | | | 42 | H | UCF | 75 68 | | | | | 189 | H | Western Ky. | 108 90 |
| | | | | | | | | 13 | H | South Dakota St. | 71 80 | | | | | | | | |

Non-Div I Games:

Central Mich.

| | | | | | | | | | | |
|-------------------|----------|-----------|----------------|------------|-------------|---------------|------|------|-------|-----------|
| Average RPI Win: | 0 | WON-LOST | WINNING | LAST 10 | STRENGTH OF | OPP. STRENGTH | TEAM | ADJ. | CONF. | ADJ CONF. |
| Average RPI Loss: | 234 | RECORD | PCT. RANK | GAMES | SCHEDULE | OF SCHEDULE | RPI | RPI | RPI | RPI |
| DIV. I ONLY | 0- 6 | 326 | 0- 1 | 310 | 311 | 346 | 346 | 30 | 30 | |
| DIV. I NON-CONF. | 0- 6 | 326 | 0- 1 | 310 | 311 | 346 | 346 | 30 | 30 | |
| ----- | | | | | | | | | | |
| TOTALS | RPI 1-25 | RPI 26-50 | W-L RECORDS | RPI 51-100 | RPI 101-150 | RPI 150+ | | | | |
| 0- 6 | 0- 0 | 0- 0 | OVERALL | 0- 1 | 0- 0 | 0- 5 | | | | |
| 0- 3 | 0- 0 | 0- 0 | HOME | 0- 1 | 0- 0 | 0- 2 | | | | |
| 0- 3 | 0- 0 | 0- 0 | AWAY | 0- 0 | 0- 0 | 0- 3 | | | | |
| 0- 0 | 0- 0 | 0- 0 | NEUTRAL | 0- 0 | 0- 0 | 0- 0 | | | | |
| 0- 6 | 0- 0 | 0- 0 | NON-CONFERENCE | 0- 1 | 0- 0 | 0- 5 | | | | |
| 0- 3 | 0- 0 | 0- 0 | HOME | 0- 1 | 0- 0 | 0- 2 | | | | |
| 0- 3 | 0- 0 | 0- 0 | AWAY | 0- 0 | 0- 0 | 0- 3 | | | | |
| 0- 0 | 0- 0 | 0- 0 | NEUTRAL | 0- 0 | 0- 0 | 0- 0 | | | | |
| 0- 0 | 0- 0 | 0- 0 | CONFERENCE | 0- 0 | 0- 0 | 0- 0 | | | | |
| 0- 0 | 0- 0 | 0- 0 | HOME | 0- 0 | 0- 0 | 0- 0 | | | | |
| 0- 0 | 0- 0 | 0- 0 | AWAY | 0- 0 | 0- 0 | 0- 0 | | | | |
| 0- 0 | 0- 0 | 0- 0 | NEUTRAL | 0- 0 | 0- 0 | 0- 0 | | | | |

| RPI 1-25 | | | | RPI 26-50 | | | | RPI 51-100 | | | | RPI 101+ Team's RPI : 346 | | | | | |
|---------------------------|---|--------------------|-------|-----------|-----|----------|----------|------------|----|----------------|-------|---------------------------|-----|--------------------|---------|----|----|
| RPI | S | Opponent | Score | RPI | S | Opponent | Score | RPI | S | Opponent | Score | RPI | S | Opponent | Score | | |
| | | | | | | | | 99 | H | Tennessee Tech | 55 | 77 | 176 | A | Georgia | 75 | 83 |
| | | | | | | | | | | | | 249 | H | Jacksonville | 58 | 68 | |
| | | | | | | | | | | | | 265 | A | North Florida | 76 | 82 | |
| | | | | | | | | | | | | 296 | H | Davidson | 34 | 72 | |
| | | | | | | | | | | | | 316 | A | South Carolina St. | 58 | 67 | |
| LAST 12 Division I GAMES: | | | | | | | | | | | | | | | | | |
| 176 | A | Georgia | 75 | 83 | 296 | H | Davidson | 34 | 72 | | | | | | | | |
| 265 | A | North Florida | 76 | 82 | | | | | | | | | | | | | |
| 249 | H | Jacksonville | 58 | 68 | | | | | | | | | | | | | |
| 99 | H | Tennessee Tech | 55 | 77 | | | | | | | | | | | | | |
| 316 | A | South Carolina St. | 58 | 67 | | | | | | | | | | | | | |

Non-Div I Games: Converse 101 50

Charleston So.

Average RPI Win: 174

Average RPI Loss: 106

WON-LOST
RECORDWINNING
PCT. RANKLAST 10
GAMESSTRENGTH OF
SCHEDULEOPP. STRENGTH
OF SCHEDULETEAM
RPIADJ.
RPICONF.
RPIADJ CONF.
RPIDIV. I ONLY
DIV. I NON-CONF.5- 1
5- 150
501- 0
1- 059
59171
17119
1919
1917
1717
17

TOTALS

RPI 1-25

RPI 26-50

W-L RECORDS

RPI 51-100

RPI 101-150

RPI 150+

5- 1

0- 0

0- 0

OVERALL

0- 0

3- 1

2- 0

3- 0

0- 0

0- 0

HOME

0- 0

2- 0

1- 0

1- 1

0- 0

0- 0

AWAY

0- 0

1- 1

0- 0

1- 0

0- 0

0- 0

NEUTRAL

0- 0

0- 0

1- 0

5- 1

0- 0

0- 0

NON-CONFERENCE

0- 0

3- 1

2- 0

3- 0

0- 0

0- 0

HOME

0- 0

2- 0

1- 0

1- 1

0- 0

0- 0

AWAY

0- 0

1- 1

0- 0

1- 0

0- 0

0- 0

NEUTRAL

0- 0

0- 0

1- 0

0- 0

0- 0

0- 0

CONFERENCE

0- 0

0- 0

0- 0

0- 0

0- 0

0- 0

HOME

0- 0

0- 0

0- 0

0- 0

0- 0

0- 0

AWAY

0- 0

0- 0

0- 0

0- 0

0- 0

0- 0

NEUTRAL

0- 0

0- 0

0- 0

RPI 1-25

Team's RPI: 19

RPI 26-50

RPI 51-100

RPI 101+

RPI S Opponent Score

RPI S Opponent Score

RPI S Opponent Score

RPI S Opponent Score

| | | | | |
|-----|---|---------------|----|----|
| 106 | A | Fordham | 64 | 71 |
| 128 | A | Lehigh | 62 | 60 |
| 144 | H | East Carolina | 52 | 46 |
| 145 | H | UNC Asheville | 70 | 53 |
| 198 | H | Wofford | 85 | 63 |
| 255 | N | Liberty | 63 | 61 |

LAST 12 Division I GAMES:

| | | | | |
|-----|---|---------------|----|----|
| 145 | H | UNC Asheville | 70 | 53 |
| 128 | A | Lehigh | 62 | 60 |
| 144 | H | East Carolina | 52 | 46 |
| 255 | N | Liberty | 63 | 61 |
| 106 | A | Fordham | 64 | 71 |
| 198 | H | Wofford | 85 | 63 |

Charlotte

Non-Div I Games:

Charlotte

Loss,
 Non-Conf, S Site,
 H Home
A Away
 N Neutral

| | | | | | | | | | | |
|------------------|----------|-----------|----------------|------------|-------------|---------------|------|------|-------|-----------|
| Average RPI | Win: 218 | WON-LOST | WINNING | LAST 10 | STRENGTH OF | OPP. STRENGTH | TEAM | ADJ. | CONF. | ADJ CONF. |
| Average RPI | Loss: 37 | RECORD | PCT. RANK | GAMES | SCHEDULE | OF SCHEDULE | RPI | RPI | RPI | RPI |
| DIV. I ONLY | 3- 6 | 230 | 0- 1 | 17 | 115 | 99 | 99 | 27 | 27 | |
| DIV. I NON-CONF. | 3- 6 | 230 | 0- 1 | 17 | 115 | 99 | 99 | 27 | 27 | |
| ----- | | | | | | | | | | |
| TOTALS | RPI 1-25 | RPI 26-50 | W-L RECORDS | RPI 51-100 | RPI 101-150 | RPI 150+ | | | | |
| 3- 6 | 0- 2 | 0- 3 | OVERALL | 0- 1 | 0- 0 | 3- 0 | | | | |
| 1- 3 | 0- 2 | 0- 0 | HOME | 0- 1 | 0- 0 | 1- 0 | | | | |
| 1- 2 | 0- 0 | 0- 2 | AWAY | 0- 0 | 0- 0 | 1- 0 | | | | |
| 1- 1 | 0- 0 | 0- 1 | NEUTRAL | 0- 0 | 0- 0 | 1- 0 | | | | |
| 3- 6 | 0- 2 | 0- 3 | NON-CONFERENCE | 0- 1 | 0- 0 | 3- 0 | | | | |
| 1- 3 | 0- 2 | 0- 0 | HOME | 0- 1 | 0- 0 | 1- 0 | | | | |
| 1- 2 | 0- 0 | 0- 2 | AWAY | 0- 0 | 0- 0 | 1- 0 | | | | |
| 1- 1 | 0- 0 | 0- 1 | NEUTRAL | 0- 0 | 0- 0 | 1- 0 | | | | |
| 0- 0 | 0- 0 | 0- 0 | CONFERENCE | 0- 0 | 0- 0 | 0- 0 | | | | |
| 0- 0 | 0- 0 | 0- 0 | HOME | 0- 0 | 0- 0 | 0- 0 | | | | |
| 0- 0 | 0- 0 | 0- 0 | AWAY | 0- 0 | 0- 0 | 0- 0 | | | | |
| 0- 0 | 0- 0 | 0- 0 | NEUTRAL | 0- 0 | 0- 0 | 0- 0 | | | | |

| RPI 1-25 | | | | RPI 26-50 | | | | RPI 51-100 | | | | RPI 101+ | | | |
|----------|---|------------------|-------|-----------|---|---------------|-------|------------|---|-----------|-------|----------|---|-------------|-------|
| RPI | S | Opponent | Score | RPI | S | Opponent | Score | RPI | S | Opponent | Score | RPI | S | Opponent | Score |
| 10 | H | Louisville | 49 75 | 42 | A | UCF | 37 75 | 57 | H | UT Martin | 79 81 | 185 | N | Saint Louis | 71 61 |
| 13 | H | South Dakota St. | 54 71 | 48 | A | Virginia Tech | 59 74 | | | | | 215 | A | Hampton | 58 50 |
| | | | | 49 | N | Central Mich. | 50 73 | | | | | 255 | H | Liberty | 75 60 |
| | | | | | | | | | | | | | | | |
| | | | | | | | | | | | | | | | |
| | | | | | | | | | | | | | | | |
| | | | | | | | | | | | | | | | |
| | | | | | | | | | | | | | | | |
| | | | | | | | | | | | | | | | |
| | | | | | | | | | | | | | | | |
| | | | | | | | | | | | | | | | |
| | | | | | | | | | | | | | | | |
| | | | | | | | | | | | | | | | |
| | | | | | | | | | | | | | | | |
| | | | | | | | | | | | | | | | |
| | | | | | | | | | | | | | | | |
| | | | | | | | | | | | | | | | |
| | | | | | | | | | | | | | | | |
| | | | | | | | | | | | | | | | |
| | | | | | | | | | | | | | | | |
| | | | | | | | | | | | | | | | |
| | | | | | | | | | | | | | | | |
| | | | | | | | | | | | | | | | |
| | | | | | | | | | | | | | | | |
| | | | | | | | | | | | | | | | |
| | | | | | | | | | | | | | | | |
| | | | | | | | | | | | | | | | |
| | | | | | | | | | | | | | | | |
| | | | | | | | | | | | | | | | |
| | | | | | | | | | | | | | | | |
| | | | | | | | | | | | | | | | |
| | | | | | | | | | | | | | | | |
| | | | | | | | | | | | | | | | |
| | | | | | | | | | | | | | | | |
| | | | | | | | | | | | | | | | |
| | | | | | | | | | | | | | | | |
| | | | | | | | | | | | | | | | |
| | | | | | | | | | | | | | | | |
| | | | | | | | | | | | | | | | |
| | | | | | | | | | | | | | | | |
| | | | | | | | | | | | | | | | |
| | | | | | | | | | | | | | | | |
| | | | | | | | | | | | | | | | |
| | | | | | | | | | | | | | | | |
| | | | | | | | | | | | | | | | |
| | | | | | | | | | | | | | | | |
| | | | | | | | | | | | | | | | |
| | | | | | | | | | | | | | | | |
| | | | | | | | | | | | | | | | |
| | | | | | | | | | | | | | | | |
| | | | | | | | | | | | | | | | |
| | | | | | | | | | | | | | | | |
| | | | | | | | | | | | | | | | |
| | | | | | | | | | | | | | | | |
| | | | | | | | | | | | | | | | |
| | | | | | | | | | | | | | | | |
| | | | | | | | | | | | | | | | |
| | | | | | | | | | | | | | | | |
| | | | | | | | | | | | | | | | |
| | | | | | | | | | | | | | | | |
| | | | | | | | | | | | | | | | |
| | | | | | | | | | | | | | | | |
| | | | | | | | | | | | | | | | |
| | | | | | | | | | | | | | | | |
| | | | | | | | | | | | | | | | |
| | | | | | | | | | | | | | | | |
| | | | | | | | | | | | | | | | |
| | | | | | | | | | | | | | | | |
| | | | | | | | | | | | | | | | |
| | | | | | | | | | | | | | | | |
| | | | | | | | | | | | | | | | |
| | | | | | | | | | | | | | | | |
| | | | | | | | | | | | | | | | |
| | | | | | | | | | | | | | | | |
| | | | | | | | | | | | | | | | |
| | | | | | | | | | | | | | | | |
| | | | | | | | | | | | | | | | |
| | | | | | | | | | | | | | | | |
| | | | | | | | | | | | | | | | |
| | | | | | | | | | | | | | | | |
| | | | | | | | | | | | | | | | |
| | | | | | | | | | | | | | | | |
| | | | | | | | | | | | | | | | |
| | | | | | | | | | | | | | | | |
| | | | | | | | | | | | | | | | |
| | | | | | | | | | | | | | | | |
| | | | | | | | | | | | | | | | |
| | | | | | | | | | | | | | | | |
| | | | | | | | | | | | | | | | |
| | | | | | | | | | | | | | | | |
| | | | | | | | | | | | | | | | |
| | | | | | | | | | | | | | | | |
| | | | | | | | | | | | | | | | |
| | | | | | | | | | | | | | | | |
| | | | | | | | | | | | | | | | |
| | | | | | | | | | | | | | | | |
| | | | | | | | | | | | | | | | |
| | | | | | | | | | | | | | | | |
| | | | | | | | | | | | | | | | |
| | | | | | | | | | | | | | | | |
| | | | | | | | | | | | | | | | |
| | | | | | | | | | | | | | | | |
| | | | | | | | | | | | | | | | |
| | | | | | | | | | | | | | | | |
| | | | | | | | | | | | | | | | |
| | | | | | | | | | | | | | | | |
| | | | | | | | | | | | | | | | |
| | | | | | | | | | | | | | | | |
| | | | | | | | | | | | | | | | |
| | | | | | | | | | | | | | | | |
| | | | | | | | | | | | | | | | |
| | | | | | | | | | | | | | | | |
| | | | | | | | | | | | | | | | |
| | | | | | | | | | | | | | | | |
| | | | | | | | | | | | | | | | |
| | | | | | | | | | | | | | | | |
| | | | | | | | | | | | | | | | |
| | | | | | | | | | | | | | | | |
| | | | | | | | | | | | | | | | |
| | | | | | | | | | | | | | | | |
| | | | | | | | | | | | | | | | |
| | | | | | | | | | | | | | | | |
| | | | | | | | | | | | | | | | |
| | | | | | | | | | | | | | | | |
| | | | | | | | | | | | | | | | |
| | | | | | | | | | | | | | | | |
| | | | | | | | | | | | | | | | |
| | | | | | | | | | | | | | | | |
| | | | | | | | | | | | | | | | |
| | | | | | | | | | | | | | | | |
| | | | | | | | | | | | | | | | |
| | | | | | | | | | | | | | | | |
| | | | | | | | | | | | | | | | |
| | | | | | | | | | | | | | | | |
| | | | | | | | | | | | | | | | |
| | | | | | | | | | | | | | | | |
| | | | | | | | | | | | | | | | |
| | | | | | | | | | | | | | | | |
| | | | | | | | | | | | | | | | |
| | | | | | | | | | | | | | | | |
| | | | | | | | | | | | | | | | |
| | | | | | | | | | | | | | | | |
| | | | | | | | | | | | | | | | |
| | | | | | | | | | | | | | | | |
| | | | | | | | | | | | | | | | |
| | | | | | | | | | | | | | | | |
| | | | | | | | | | | | | | | | |
| | | | | | | | | | | | | | | | |
| | | | | | | | | | | | | | | | |
| | | | | | | | | | | | | | | | |
| | | | | | | | | | | | | | | | |
| | | | | | | | | | | | | | | | |
| | | | | | | | | | | | | | | | |
| | | | | | | | | | | | | | | | |
| | | | | | | | | | | | | | | | |
| | | | | | | | | | | | | | | | |
| | | | | | | | | | | | | | | | |
| | | | | | | | | | | | | | | | |
| | | | | | | | | | | | | | | | |
| | | | | | | | | | | | | | | | |
| | | | | | | | | | | | | | | | |
| | | | | | | | | | | | | | | | |
| | | | | | | | | | | | | | | | |
| | | | | | | | | | | | | | | | |
| | | | | | | | | | | | | | | | |
| | | | | | | | | | | | | | | | |
| | | | | | | | | | | | | | | | |
| | | | | | | | | | | | | | | | |
| | | | | | | | | | | | | | | | |
| | | | | | | | | | | | | | | | |
| | | | | | | | | | | | | | | | |
| | | | | | | | | | | | | | | | |
| | | | | | | | | | | | | | | | |
| | | | | | | | | | | | | | | | |
| | | | | | | | | | | | | | | | |
| | | | | | | | | | | | | | | | |
| | | | | | | | | | | | | | | | |
| | | | | | | | | | | | | | | | |
| | | | | | | | | | | | | | | | |
| | | | | | | | | | | | | | | | |
| | | | | | | | | | | | | | | | |
| | | | | | | | | | | | | | | | |
| | | | | | | | | | | | | | | | |
| | | | | | | | | | | | | | | | |
| | | | | | | | | | | | | | | | |
| | | | | | | | | | | | | | | | |
| | | | | | | | | | | | | | | | |
| | | | | | | | | | | | | | | | |
| | | | | | | | | | | | | | | | |
| | | | | | | | | | | | | | | | |
| | | | | | | | | | | | | | | | |
| | | | | | | | | | | | | | | | |
| | | | | | | | | | | | | | | | |
| | | | | | | | | | | | | | | | |
| | | | | | | | | | | | | | | | |
| | | | | | | | | | | | | | | | |
| | | | | | | | | | | | | | | | |
| | | | | | | | | | | | | | | | |
| | | | | | | | | | | | | | | | |
| | | | | | | | | | | | | | | | |
| | | | | | | | | | | | | | | | |
| | | | | | | | | | | | | | | | |
| | | | | | | | | | | | | | | | |
| | | | | | | | | | | | | | | | |
| | | | | | | | | | | | | | | | |
| | | | | | | | | | | | | | | | |
| | | | | | | | | | | | | | | | |
| | | | | | | | | | | | | | | | |
| | | | | | | | | | | | | | | | |
| | | | | | | | | | | | | | | | |
| | | | | | | | | | | | | | | | |
| | | | | | | | | | | | | | | | |
| | | | | | | | | | | | | | | | |
| | | | | | | | | | | | | | | | |
| | | | | | | | | | | | | | | | |
| | | | | | | | | | | | | | | | |
| | | | | | | | | | | | | | | | |
| | | | | | | | | | | | | | | | |
| | | | | | | | | | | | | | | | |
| | | | | | | | | | | | | | | | |
| | | | | | | | | | | | | | | | |
| | | | | | | | | | | | | | | | |
| | | | | | | | | | | | | | | | |
| | | | | | | | | | | | | | | | |
| | | | | | | | | | | | | | | | |
| | | | | | | | | | | | | | | | |
| | | | | | | | | | | | | | | | |
| | | | | | | | | | | | | | | | |
| | | | | | | | | | | | | | | | |
| | | | | | | | | | | | | | | | |
| | | | | | | | | | | | | | | | |
| | | | | | | | | | | | | | | | |
| | | | | | | | | | | | | | | | |
| | | | | | | | | | | | | | | | |
| | | | | | | | | | | | | | | | |
| | | | | | | | | | | | | | | | |
| | | | | | | | | | | | | | | | |
| | | | | | | | | | | | | | | | |
| | | | | | | | | | | | | | | | |
| | | | | | | | | | | | | | | | |
| | | | | | | | | | | | | | | | |
| | | | | | | | | | | | | | | | |
| | | | | | | | | | | | | | | | |
| | | | | | | | | | | | | | | | |
| | | | | | | | | | | | | | | | |
| | | | | | | | | | | | | | | | |
| | | | | | | | | | | | | | | | |
| | | | | | | | | | | | | | | | |
| | | | | | | | | | | | | | | | |
| | | | | | | | | | | | | | | | |
| | | | | | | | | | | | | | | | |
| | | | | | | | | | | | | | | | |
| | | | | | | | | | | | | | | | |
| | | | | | | | | | | | | | | | |
| | | | | | | | | | | | | | | | |
| | | | | | | | | | | | | | | | |
| | | | | | | | | | | | | | | | |
| | | | | | | | | | | | | | | | |
| | | | | | | | | | | | | | | | |
| | | | | | | | | | | | | | | | |
| | | | | | | | | | | | | | | | |
| | | | | | | | | | | | | | | | |
| | | | | | | | | | | | | | | | |
| | | | | | | | | | | | | | | | |
| | | | | | | | | | | | | | | | |
| | | | | | | | | | | | | | | | |
| | | | | | | | | | | | | | | | |
| | | | | | | | | | | | | | | | |
| | | | | | | | | | | | | | | | |
| | | | | | | | | | | | | | | | |
| | | | | | | | | | | | | | | | |
| | | | | | | | | | | | | | | | |
| | | | | | | | | | | | | | | | |
| | | | | | | | | | | | | | | | |
| | | | | | | | | | | | | | | | |
| | | | | | | | | | | | | | | | |
| | | | | | | | | | | | | | | | |
| | | | | | | | | | | | | | | | |
| | | | | | | | | | | | | | | | |
| | | | | | | | | | | | | | | | |
| | | | | | | | | | | | | | | | |
| | | | | | | | | | | | | | | | |
| | | | | | | | | | | | | | | | |
| | | | | | | | | | | | | | | | |
| | | | | | | | | | | | | | | | |
| | | | | | | | | | | | | | | | |
| | | | | | | | | | | | | | | | |
| | | | | | | | | | | | | | | | |
| | | | | | | | | | | | | | | | |
| | | | | | | | | | | | | | | | |
| | | | | | | | | | | | | | | | |
| | | | | | | | | | | | | | | | |
| | | | | | | | | | | | | | | | |
| | | | | | | | | | | | | | | | |
| | | | | | | | | | | | | | | | |
| | | | | | | | | | | | | | | | |
| | | | | | | | | | | | | | | | |
| | | | | | | | | | | | | | | | |
| | | | | | | | | | | | | | | | |
| | | | | | | | | | | | | | | | |
| | | | | | | | | | | | | | | | |
| | | | | | | | | | | | | | | | |
| | | | | | | | | | | | | | | | |
| | | | | | | | | | | | | | | | |
| | | | | | | | | | | | | | | | |
| | | | | | | | | | | | | | | | |
| | | | | | | | | | | | | | | | |
| | | | | | | | | | | | | | | | |
| | | | | | | | | | | | | | | | |
| | | | | | | | | | | | | | | | |
| | | | | | | | | | | | | | | | |
| | | | | | | | | | | | | | | | |
| | | | | | | | | | | | | | | | |
| | | | | | | | | | | | | | | | |
| | | | | | | | | | | | | | | | |
| | | | | | | | | | | | | | | | |
| | | | | | | | | | | | | | | | |
| | | | | | | | | | | | | | | | |
| | | | | | | | | | | | | | | | |
| | | | | | | | | | | | | | | | |
| | | | | | | | | | | | | | | | |
| | | | | | | | | | | | | | | | |
| | | | | | | | | | | | | | | | |
| | | | | | | | | | | | | | | | |
| | | | | | | | | | | | | | | | |
| | | | | | | | | | | | | | | | |
| | | | | | | | | | | | | | | | |
| | | | | | | | | | | | | | | | |
| | | | | | | | | | | | | | | | |
| | | | | | | | | | | | | | | | |
| | | | | | | | | | | | | | | | |
| | | | | | | | | | | | | | | | |
| | | | | | | | | | | | | | | | |
| | | | | | | | | | | | | | | | |
| | | | | | | | | | | | | | | | |
| | | | | | | | | | | | | | | | |
| | | | | | | | | | | | | | | | |
| | | | | | | | | | | | | | | | |
| | | | | | | | | | | | | | | | |
| | | | | | | | | | | | | | | | |
| | | | | | | | | | | | | | | | |
| | | | | | | | | | | | | | | | |
| | | | | | | | | | | | | | | | |
| | | | | | | | | | | | | | | | |
| | | | | | | | | | | | | | | | |
| | | | | | | | | | | | | | | | |
| | | | | | | | | | | | | | | | |
| | | | | | | | | | | | | | | | |
| | | | | | | | | | | | | | | | |
| | | | | | | | | | | | | | | | |
| | | | | | | | | | | | | | | | |
| | | | | | | | | | | | | | | | |
| | | | | | | | | | | | | | | | |
| | | | | | | | | | | | | | | | |
| | | | | | | | | | | | | | | | |
| | | | | | | | | | | | | | | | |
| | | | | | | | | | | | | | | | |
| | | | | | | | | | | | | | | | |
| | | | | | | | | | | | | | | | |
| | | | | | | | | | | | | | | | |
| | | | | | | | | | | | | | | | |

| | | | | | | | | | | |
|-------------------|----------|-----------|----------------|------------|-------------|---------------|------|------|-------|-----------|
| Average RPI Win: | 0 | WON-LOST | WINNING | LAST 10 | STRENGTH OF | OPP. STRENGTH | TEAM | ADJ. | CONF. | ADJ CONF. |
| Average RPI Loss: | 209 | RECORD | PCT. RANK | GAMES | SCHEDULE | OF SCHEDULE | RPI | RPI | RPI | RPI |
| DIV. I ONLY | 0- 7 | 326 | 0- 1 | 136 | 344 | 324 | 324 | 29 | 29 | |
| DIV. I NON-CONF. | 0- 7 | 326 | 0- 1 | 136 | 344 | 324 | 324 | 29 | 29 | |
| ----- | | | | | | | | | | |
| TOTALS | RPI 1-25 | RPI 26-50 | W-L RECORDS | RPI 51-100 | RPI 101-150 | RPI 150+ | | | | |
| 0- 7 | 0- 0 | 0- 1 | OVERALL | 0- 0 | 0- 1 | 0- 5 | | | | |
| 0- 3 | 0- 0 | 0- 0 | HOME | 0- 0 | 0- 1 | 0- 2 | | | | |
| 0- 3 | 0- 0 | 0- 1 | AWAY | 0- 0 | 0- 0 | 0- 2 | | | | |
| 0- 1 | 0- 0 | 0- 0 | NEUTRAL | 0- 0 | 0- 0 | 0- 1 | | | | |
| 0- 7 | 0- 0 | 0- 1 | NON-CONFERENCE | 0- 0 | 0- 1 | 0- 5 | | | | |
| 0- 3 | 0- 0 | 0- 0 | HOME | 0- 0 | 0- 1 | 0- 2 | | | | |
| 0- 3 | 0- 0 | 0- 1 | AWAY | 0- 0 | 0- 0 | 0- 2 | | | | |
| 0- 1 | 0- 0 | 0- 0 | NEUTRAL | 0- 0 | 0- 0 | 0- 1 | | | | |
| 0- 0 | 0- 0 | 0- 0 | CONFERENCE | 0- 0 | 0- 0 | 0- 0 | | | | |
| 0- 0 | 0- 0 | 0- 0 | HOME | 0- 0 | 0- 0 | 0- 0 | | | | |
| 0- 0 | 0- 0 | 0- 0 | AWAY | 0- 0 | 0- 0 | 0- 0 | | | | |
| 0- 0 | 0- 0 | 0- 0 | NEUTRAL | 0- 0 | 0- 0 | 0- 0 | | | | |

| RPI 1-25 | | | | RPI 26-50 | | | | RPI 51-100 | | | | RPI 101+ Team's RPI: 324 | | | |
|---------------------------|---|----------|-------|-----------|---|----------------------|--------|------------|---|------------------|-------|--------------------------|---|----------------------|--------|
| RPI | S | Opponent | Score | RPI | S | Opponent | Score | RPI | S | Opponent | Score | RPI | S | Opponent | Score |
| | | | | 40 | A | Xavier | 57 91 | | | | | 143 | H | UAB | 45 90 |
| | | | | | | | | | | | | 206 | A | Morehead St. | 68 104 |
| | | | | | | | | | | | | 220 | A | Loyol a Chi cago | 40 76 |
| | | | | | | | | | | | | 235 N | | St. Francis Brooklyn | 73 110 |
| | | | | | | | | | | | | 276 | H | Valparaiso | 70 76 |
| | | | | | | | | | | | | 345 | H | Evansville | 58 67 |
| LAST 12 Division I GAMES: | | | | | | | | | | | | | | | |
| | | | | 143 | H | UAB | 45 90 | 276 | H | Valparaiso | 70 76 | | | | |
| | | | | 206 | A | Morehead St. | 68 104 | 220 | A | Loyol a Chi cago | 40 76 | | | | |
| | | | | 235 N | | St. Francis Brooklyn | 73 110 | | | | | | | | |
| | | | | 345 | H | Evansville | 58 67 | | | | | | | | |
| | | | | 40 | A | Xavier | 57 91 | | | | | | | | |

Non-Div I Games:

Chicago St.

| | | | | | | | | | |
|------------------------------|--------------------|----------------------|------------------|-------------------------|------------------------------|-------------|-------------|--------------|------------------|
| Average RPI Win: 263 | WON-LOST RECORD | WINNING PCT. RANK | LAST 10 GAMES | STRENGTH OF SCHEDULE | OPP. STRENGTH OF SCHEDULE | TEAM RPI | ADJ. RPI | CONF. RPI | ADJ CONF. RPI |
| Average RPI Loss: 119 | | | | | | | | | |
| DIV. I ONLY | 5- 4 | 150 | 0- 1 | 280 | 189 | 224 | 224 | 8 | 8 |
| DIV. I NON-CONF. | 5- 4 | 150 | 0- 1 | 280 | 189 | 224 | 224 | 8 | 8 |
| ----- | | | | | | | | | |
| TOTALS | RPI 1-25 | RPI 26-50 | W-L RECORDS | RPI 51-100 | RPI 101-150 | RPI 150+ | | | |
| 5- 4 | 0- 0 | 0- 1 | OVERALL | 0- 1 | 0- 1 | 5- 1 | | | |
| 4- 1 | 0- 0 | 0- 1 | HOME | 0- 0 | 0- 0 | 4- 0 | | | |
| 1- 3 | 0- 0 | 0- 0 | AWAY | 0- 1 | 0- 1 | 1- 1 | | | |
| 0- 0 | 0- 0 | 0- 0 | NEUTRAL | 0- 0 | 0- 0 | 0- 0 | | | |
| 5- 4 | 0- 0 | 0- 1 | NON-CONFERENCE | 0- 1 | 0- 1 | 5- 1 | | | |
| 4- 1 | 0- 0 | 0- 1 | HOME | 0- 0 | 0- 0 | 4- 0 | | | |
| 1- 3 | 0- 0 | 0- 0 | AWAY | 0- 1 | 0- 1 | 1- 1 | | | |
| 0- 0 | 0- 0 | 0- 0 | NEUTRAL | 0- 0 | 0- 0 | 0- 0 | | | |
| 0- 0 | 0- 0 | 0- 0 | CONFERENCE | 0- 0 | 0- 0 | 0- 0 | | | |
| 0- 0 | 0- 0 | 0- 0 | HOME | 0- 0 | 0- 0 | 0- 0 | | | |
| 0- 0 | 0- 0 | 0- 0 | AWAY | 0- 0 | 0- 0 | 0- 0 | | | |
| 0- 0 | 0- 0 | 0- 0 | NEUTRAL | 0- 0 | 0- 0 | 0- 0 | | | |

| RPI | S | Opponent | Score | RPI | S | Opponent | Score | RPI | S | Opponent | Score | RPI | S | Opponent | Score | Team's RPI: 224 |
|---------------------------|---|---------------|--------------|-----|---|-------------|--------------|-----|---|---------------|--------------|-----|---|------------|--------------|-----------------|
| 33 | H | Old Domini on | 72 76 | 75 | A | Ohio St. | 56 69 | 108 | A | Pittsburgh | 48 65 | 164 | H | Yale | 66 52 | |
| | | | | | | | | 185 | A | Saint Louis | 51 50 | 259 | A | Ball St. | 63 75 | |
| | | | | | | | | 298 | H | ETSU | 77 64 | 319 | H | Lipscomb | 71 55 | |
| | | | | | | | | 347 | H | Austin Peay | 69 48 | | | | | |
| LAST 12 Division I GAMES: | | | | | | | | | | | | | | | | |
| 75 | A | Ohio St. | 56 69 | 259 | A | Ball St. | 63 75 | 319 | H | Lipscomb | 71 55 | 164 | H | Yale | 66 52 | |
| 298 | H | ETSU | 77 64 | 347 | H | Austin Peay | 69 48 | 185 | A | Saint Louis | 51 50 | 108 | A | Pittsburgh | 48 65 | |
| | | | | | | | | 33 | H | Old Domini on | 72 76 | | | | | |

Non-Div I Games:

Cincinnati

C
l
e
m
s
o
n

| | | | | | | | | | | | | | | | | | | | | | |
|---------------------------|-----------|----------|-------|-----------------|----------|-------------------|-------|---------------|-----------|-------------------------------|-------|---------------------------|----------------|----------------|-------|----------|----------|-----------|-------|---------------|--|
| Clemson | | | | | | | | | | Through Games Of Dec. 4, 2018 | | | | | | | | | | | |
| Average RPI Win: | | 182 | | WON-LOST RECORD | | WINNING PCT. RANK | | LAST 10 GAMES | | STRENGTH OF SCHEDULE | | OPP. STRENGTH OF SCHEDULE | | TEAM RPI | | ADJ. RPI | | CONF. RPI | | ADJ CONF. RPI | |
| Average RPI Loss: | | 80 | | | | | | | | | | | | | | | | | | | |
| DIV. I ONLY | | | | 5- 3 | | 114 | | 1- 0 | | 66 | | 104 | | 71 | | 71 | | 1 | | 1 | |
| DIV. I NON-CONF. | | | | 5- 3 | | 114 | | 1- 0 | | 66 | | 104 | | 71 | | 71 | | 1 | | 1 | |
| TOTALS | | RPI 1-25 | | RPI 26-50 | | W-L RECORDS | | RPI 51-100 | | RPI 101-150 | | RPI 150+ | | | | | | | | | |
| 5- 3 | | 0- 1 | | 0- 0 | | OVERALL | | 1- 0 | | 1- 2 | | 3- 0 | | | | | | | | | |
| 4- 0 | | 0- 0 | | 0- 0 | | HOME | | 1- 0 | | 1- 0 | | 2- 0 | | | | | | | | | |
| 0- 2 | | 0- 0 | | 0- 0 | | AWAY | | 0- 0 | | 0- 2 | | 0- 0 | | | | | | | | | |
| 1- 1 | | 0- 1 | | 0- 0 | | NEUTRAL | | 0- 0 | | 0- 0 | | 1- 0 | | | | | | | | | |
| 5- 3 | | 0- 1 | | 0- 0 | | NON-CONFERENCE | | 1- 0 | | 1- 2 | | 3- 0 | | | | | | | | | |
| 4- 0 | | 0- 0 | | 0- 0 | | HOME | | 1- 0 | | 1- 0 | | 2- 0 | | | | | | | | | |
| 0- 2 | | 0- 0 | | 0- 0 | | AWAY | | 0- 0 | | 0- 2 | | 0- 0 | | | | | | | | | |
| 1- 1 | | 0- 1 | | 0- 0 | | NEUTRAL | | 0- 0 | | 0- 0 | | 1- 0 | | | | | | | | | |
| 0- 0 | | 0- 0 | | 0- 0 | | CONFERENCE | | 0- 0 | | 0- 0 | | 0- 0 | | | | | | | | | |
| 0- 0 | | 0- 0 | | 0- 0 | | HOME | | 0- 0 | | 0- 0 | | 0- 0 | | | | | | | | | |
| 0- 0 | | 0- 0 | | 0- 0 | | AWAY | | 0- 0 | | 0- 0 | | 0- 0 | | | | | | | | | |
| 0- 0 | | 0- 0 | | 0- 0 | | NEUTRAL | | 0- 0 | | 0- 0 | | 0- 0 | | | | | | | | | |
| RPI 1-25 | | | | RPI 26-50 | | | | RPI 51-100 | | | | Team's RPI: 71 | | | | RPI 101+ | | | | | |
| RPI S | Opponent | | Score | RPI S | Opponent | | Score | RPI S | Opponent | | Score | RPI S | Opponent | | Score | | | | | | |
| 9 N | Tennessee | | 66 78 | | | | | 61 H | Belmont | | 65 62 | | 110 A | Alabama | | 56 76 | | | | | |
| | | | | | | | | | | | | | 121 A | South Carolina | | 57 69 | | | | | |
| | | | | | | | | | | | | | 150 H | Illinois | | 69 67 | | | | | |
| | | | | | | | | | | | | | 180 N | Oklahoma | | 74 62 | | | | | |
| | | | | | | | | | | | | | 198 H | Wofford | | 85 77 | | | | | |
| | | | | | | | | | | | | | 319 H | Lipscomb | | 68 26 | | | | | |
| LAST 12 Division I GAMES: | | | | | | | | | | | | | | | | | | | | | |
| 180 N | Oklahoma | | 74 62 | 110 A | Alabama | | 56 76 | 61 H | Belmont | | 65 62 | 121 A | South Carolina | | 57 69 | 150 H | Illinois | | 69 67 | | |
| 61 H | Belmont | | 65 62 | 319 H | Lipscomb | | 68 26 | 9 N | Tennessee | | 66 78 | 198 H | Wofford | | 85 77 | | | | | | |

C
l
e
m
s
o
n

Non-Div I Games:

Clemson

| | | | | | | | | | | |
|-------------------|----------|-----------|----------------|------------|-------------|---------------|------|------|-------|-----------|
| Average RPI Win: | 270 | WON-LOST | WINNING | LAST 10 | STRENGTH OF | OPP. STRENGTH | TEAM | ADJ. | CONF. | ADJ CONF. |
| Average RPI Loss: | 131 | RECORD | PCT. RANK | GAMES | SCHEDULE | OF SCHEDULE | RPI | RPI | RPI | RPI |
| DIV. I ONLY | 1- 5 | 288 | 0- 1 | 74 | 218 | 239 | 239 | 14 | 14 | |
| DIV. I NON-CONF. | 1- 5 | 288 | 0- 1 | 74 | 218 | 239 | 239 | 14 | 14 | |
| ----- | | | | | | | | | | |
| TOTALS | RPI 1-25 | RPI 26-50 | W-L RECORDS | RPI 51-100 | RPI 101-150 | RPI 150+ | | | | |
| 1- 5 | 0- 0 | 0- 1 | OVERALL | 0- 1 | 0- 0 | 1- 3 | | | | |
| 1- 0 | 0- 0 | 0- 0 | HOME | 0- 0 | 0- 0 | 1- 0 | | | | |
| 0- 4 | 0- 0 | 0- 0 | AWAY | 0- 1 | 0- 0 | 0- 3 | | | | |
| 0- 1 | 0- 0 | 0- 1 | NEUTRAL | 0- 0 | 0- 0 | 0- 0 | | | | |
| 1- 5 | 0- 0 | 0- 1 | NON-CONFERENCE | 0- 1 | 0- 0 | 1- 3 | | | | |
| 1- 0 | 0- 0 | 0- 0 | HOME | 0- 0 | 0- 0 | 1- 0 | | | | |
| 0- 4 | 0- 0 | 0- 0 | AWAY | 0- 1 | 0- 0 | 0- 3 | | | | |
| 0- 1 | 0- 0 | 0- 1 | NEUTRAL | 0- 0 | 0- 0 | 0- 0 | | | | |
| 0- 0 | 0- 0 | 0- 0 | CONFERENCE | 0- 0 | 0- 0 | 0- 0 | | | | |
| 0- 0 | 0- 0 | 0- 0 | HOME | 0- 0 | 0- 0 | 0- 0 | | | | |
| 0- 0 | 0- 0 | 0- 0 | AWAY | 0- 0 | 0- 0 | 0- 0 | | | | |
| 0- 0 | 0- 0 | 0- 0 | NEUTRAL | 0- 0 | 0- 0 | 0- 0 | | | | |

| RPI | S | Opponent | Score | RPI | S | Opponent | Score | RPI | S | Opponent | Score | Team's RPI: 239 |
|---------------------------|---|---------------|-------|-----|---|----------|-------|-----|---|---------------|-------|-----------------|
| 26 | N | Tulane | 72 81 | 51 | A | Ohio | 54 72 | 159 | A | Eastern Mich. | 63 69 | |
| | | | | | | | | 160 | A | San Diego | 82 83 | |
| | | | | | | | | 259 | A | Ball St. | 62 67 | |
| | | | | | | | | 270 | H | Illinois St. | 67 63 | |
| ----- | | | | | | | | | | | | |
| LAST 12 Division I GAMES: | | | | | | | | | | | | |
| 160 | A | San Diego | 82 83 | 51 | A | Ohio | 54 72 | | | | | |
| 270 | H | Illinois St. | 67 63 | 26 | N | Tulane | 72 81 | | | | | |
| 259 | A | Ball St. | 62 67 | | | | | | | | | |
| 159 | A | Eastern Mich. | 63 69 | | | | | | | | | |

Non-Div I Games: Lake Erie 79 49 Salem (WV) 113 81 Cleveland and St.

| | | | | | | | | | | | |
|------------------|----------|------|-----------|-----------|----------------|-------------|---------------|-------------|------|----------|-----------|
| Average RPI | Win: | 290 | WON-LOST | WINNING | LAST 10 | STRENGTH OF | OPP. STRENGTH | TEAM | ADJ. | CONF. | ADJ CONF. |
| Average RPI | Loss: | 107 | RECORD | PCT. RANK | GAMES | SCHEDULE | OF SCHEDULE | RPI | RPI | RPI | RPI |
| DIV. I ONLY | | 5- 1 | | 50 | 1- 0 | 346 | 143 | 216 | 216 | 21 | 21 |
| DIV. I NON-CONF. | | 5- 1 | | 50 | 1- 0 | 346 | 143 | 216 | 216 | 21 | 21 |
| ----- | | | | | | | | | | | |
| TOTALS | RPI 1-25 | | RPI 26-50 | | W-L RECORDS | RPI 51-100 | | RPI 101-150 | | RPI 150+ | |
| 5- 1 | 0- 0 | | 0- 0 | | OVERALL | 0- 0 | | 0- 1 | | 5- 0 | |
| 4- 0 | 0- 0 | | 0- 0 | | HOME | 0- 0 | | 0- 0 | | 4- 0 | |
| 1- 1 | 0- 0 | | 0- 0 | | AWAY | 0- 0 | | 0- 1 | | 1- 0 | |
| 0- 0 | 0- 0 | | 0- 0 | | NEUTRAL | 0- 0 | | 0- 0 | | 0- 0 | |
| 5- 1 | 0- 0 | | 0- 0 | | NON-CONFERENCE | 0- 0 | | 0- 1 | | 5- 0 | |
| 4- 0 | 0- 0 | | 0- 0 | | HOME | 0- 0 | | 0- 0 | | 4- 0 | |
| 1- 1 | 0- 0 | | 0- 0 | | AWAY | 0- 0 | | 0- 1 | | 1- 0 | |
| 0- 0 | 0- 0 | | 0- 0 | | NEUTRAL | 0- 0 | | 0- 0 | | 0- 0 | |
| 0- 0 | 0- 0 | | 0- 0 | | CONFERENCE | 0- 0 | | 0- 0 | | 0- 0 | |
| 0- 0 | 0- 0 | | 0- 0 | | HOME | 0- 0 | | 0- 0 | | 0- 0 | |
| 0- 0 | 0- 0 | | 0- 0 | | AWAY | 0- 0 | | 0- 0 | | 0- 0 | |
| 0- 0 | 0- 0 | | 0- 0 | | NEUTRAL | 0- 0 | | 0- 0 | | 0- 0 | |

| RPI 1-25 | | | | RPI 26-50 | | | | RPI 51-100 | | | | RPI 101+ Team's RPI: 216 | | | |
|---------------------------|---|----------|-------|-----------|---|--------------|-------|------------|---|--------------------|-------|--------------------------|---|--------------------|-------|
| RPI | S | Opponent | Score | RPI | S | Opponent | Score | RPI | S | Opponent | Score | RPI | S | Opponent | Score |
| | | | | | | | | | | | | 107 | A | UC Riverside | 43 62 |
| | | | | | | | | | | | | 171 | H | Bowling Green | 81 80 |
| | | | | | | | | | | | | 295 | H | Memphis | 90 71 |
| | | | | | | | | | | | | 316 | H | South Carolina St. | 57 44 |
| | | | | | | | | | | | | 326 | H | Western Caro. | 77 59 |
| | | | | | | | | | | | | 343 | A | N.C. Central | 89 66 |
| ----- | | | | | | | | | | | | | | | |
| LAST 12 Division I GAMES: | | | | | | | | | | | | | | | |
| | | | | 343 | A | N.C. Central | 89 66 | 171 | H | Bowling Green | 81 80 | | | | |
| | | | | 295 | H | Memphis | 90 71 | 107 | A | UC Riverside | 43 62 | | | | |
| | | | | | | | | 316 | H | South Carolina St. | 57 44 | | | | |
| | | | | | | | | 326 | H | Western Caro. | 77 59 | | | | |

Non-Div I Games:

Coastal Caro.

| | | | | | | | | | | |
|-------------------|----------|-----------|----------------|------------|-------------|---------------|------|------|-------|-----------|
| Average RPI Win: | 316 | WON-LOST | WINNING | LAST 10 | STRENGTH OF | OPP. STRENGTH | TEAM | ADJ. | CONF. | ADJ CONF. |
| Average RPI Loss: | 197 | RECORD | PCT. RANK | GAMES | SCHEDULE | OF SCHEDULE | RPI | RPI | RPI | RPI |
| DIV. I ONLY | 1- 5 | 288 | 0- 1 | 195 | 334 | 317 | 317 | 13 | 13 | |
| DIV. I NON-CONF. | 1- 5 | 288 | 0- 1 | 195 | 334 | 317 | 317 | 13 | 13 | |
| ----- | | | | | | | | | | |
| TOTALS | RPI 1-25 | RPI 26-50 | W-L RECORDS | RPI 51-100 | RPI 101-150 | RPI 150+ | | | | |
| 1- 5 | 0- 0 | 0- 0 | OVERALL | 0- 0 | 0- 0 | 1- 5 | | | | |
| 1- 2 | 0- 0 | 0- 0 | HOME | 0- 0 | 0- 0 | 1- 2 | | | | |
| 0- 3 | 0- 0 | 0- 0 | AWAY | 0- 0 | 0- 0 | 0- 3 | | | | |
| 0- 0 | 0- 0 | 0- 0 | NEUTRAL | 0- 0 | 0- 0 | 0- 0 | | | | |
| 1- 5 | 0- 0 | 0- 0 | NON-CONFERENCE | 0- 0 | 0- 0 | 1- 5 | | | | |
| 1- 2 | 0- 0 | 0- 0 | HOME | 0- 0 | 0- 0 | 1- 2 | | | | |
| 0- 3 | 0- 0 | 0- 0 | AWAY | 0- 0 | 0- 0 | 0- 3 | | | | |
| 0- 0 | 0- 0 | 0- 0 | NEUTRAL | 0- 0 | 0- 0 | 0- 0 | | | | |
| 0- 0 | 0- 0 | 0- 0 | CONFERENCE | 0- 0 | 0- 0 | 0- 0 | | | | |
| 0- 0 | 0- 0 | 0- 0 | HOME | 0- 0 | 0- 0 | 0- 0 | | | | |
| 0- 0 | 0- 0 | 0- 0 | AWAY | 0- 0 | 0- 0 | 0- 0 | | | | |
| 0- 0 | 0- 0 | 0- 0 | NEUTRAL | 0- 0 | 0- 0 | 0- 0 | | | | |

| RPI 1-25 | | | | RPI 26-50 | | | | RPI 51-100 | | | | RPI 101+ | | | | Team's RPI: 317 |
|---------------------------|---|----------|-------|-----------|---|--------------------|-------|------------|-----|----------|-----------------|----------|----|--------------------|-------|-----------------|
| RPI | S | Opponent | Score | RPI | S | Opponent | Score | RPI | S | Opponent | Score | RPI | S | Opponent | Score | |
| | | | | | | | | | | | | 184 | A | Campbell | 65 | 66 |
| | | | | | | | | | | | | 194 | H | Winthrop | 64 | 71 |
| | | | | | | | | | | | | 198 | A | Wofford | 58 | 78 |
| | | | | | | | | | | | | 202 | H | Furman | 67 | 70 |
| | | | | | | | | | | | | 209 | A | Appalachian St. | 66 | 80 |
| | | | | | | | | | | | | 316 | H | South Carolina St. | 75 | 51 |
| LAST 12 Division I GAMES: | | | | | | | | | | | | | | | | |
| | | | | 202 | H | Furman | 67 | 70 | 209 | A | Appalachian St. | 66 | 80 | | | |
| | | | | 198 | A | Wofford | 58 | 78 | 194 | H | Winthrop | 64 | 71 | | | |
| | | | | 184 | A | Campbell | 65 | 66 | | | | | | | | |
| | | | | 316 | H | South Carolina St. | 75 | 51 | | | | | | | | |

Non-Div I Games: North Greenville 95 62

Col. of Charleston

Average RPI Win:

316

Average RPI Loss:

178

WON-LOST
RECORD

3- 4

WINNING
PCT. RANK

189

LAST 10
GAMES

1- 0

STRENGTH OF
SCHEDULE

341

OPP. STRENGTH
OF SCHEDULE

202

TEAM
RPI

318

ADJ.
RPI

318

CONF.
RPI

20

ADJ CONF.
RPI

20

DIV. I ONLY
DIV. I NON-CONF.

3- 4

189

1- 0

341

202

318

318

20

20

TOTALS

RPI 1-25

RPI 26-50

W-L RECORDS

RPI 51-100

RPI 101-150

RPI 150+

3- 4

0- 0

0- 0

OVERALL

0- 0

0- 1

3- 3

3- 0

0- 0

0- 0

HOME

0- 0

0- 0

3- 0

0- 4

0- 0

0- 0

AWAY

0- 0

0- 1

0- 3

0- 0

0- 0

0- 0

NEUTRAL

0- 0

0- 0

0- 0

3- 4

0- 0

0- 0

NON-CONFERENCE

0- 0

0- 1

3- 3

3- 0

0- 0

0- 0

HOME

0- 0

0- 0

3- 0

0- 4

0- 0

0- 0

AWAY

0- 0

0- 1

0- 3

0- 0

0- 0

0- 0

NEUTRAL

0- 0

0- 0

0- 0

0- 0

0- 0

0- 0

CONFERENCE

0- 0

0- 0

0- 0

0- 0

0- 0

0- 0

HOME

0- 0

0- 0

0- 0

0- 0

0- 0

0- 0

AWAY

0- 0

0- 0

0- 0

0- 0

0- 0

0- 0

NEUTRAL

0- 0

0- 0

0- 0

RPI 1-25

RPI 26-50

RPI 51-100

RPI 101+

Team's RPI: 318

RPI S Opponent Score

RPI S Opponent Score

RPI S Opponent Score

RPI S Opponent Score

| | | | | |
|-----|---|-------------------------|----|----|
| 141 | A | Dayton | 58 | 67 |
| 151 | A | George Mason | 61 | 64 |
| 164 | A | Yale | 61 | 80 |
| 256 | A | Siena | 53 | 55 |
| 287 | H | Columbia | 84 | 71 |
| 321 | H | Cani si us | 67 | 53 |
| 339 | H | Fai rlei gh Di cki nson | 71 | 52 |

LAST 12 Division I GAMES:

| | | | | | | | | | |
|-----|---|-------------------------|----|----|-----|---|--------------|----|----|
| 339 | H | Fai rlei gh Di cki nson | 71 | 52 | 287 | H | Col umbi a | 84 | 71 |
| 256 | A | Siena | 53 | 55 | 321 | H | Cani si us | 67 | 53 |
| | | | | | 151 | A | George Mason | 61 | 64 |
| | | | | | 141 | A | Dayton | 58 | 67 |
| | | | | | 164 | A | Yale | 61 | 80 |

C
o
l
g
a
t
eC
o
l
g
a
t
e

Non-Div I Games:

Colgate

Average RPI Loss: 12

| | | | | | | | | | |
|------------------|----------|-----------|----------------|------------|-------------|----------|----|---|---|
| DIV. I ONLY | 6- 1 | 34 | 0- 1 | 100 | 9 | 14 | 14 | 2 | 2 |
| DIV. I NON-CONF. | 6- 1 | 34 | 0- 1 | 100 | 9 | 14 | 14 | 2 | 2 |
| TOTALS | RPI 1-25 | RPI 26-50 | W-L RECORDS | RPI 51-100 | RPI 101-150 | RPI 150+ | | | |
| 6- 1 | 0- 1 | 2- 0 | OVERALL | 2- 0 | 0- 0 | 2- 0 | | | |
| 4- 0 | 0- 0 | 2- 0 | HOME | 1- 0 | 0- 0 | 1- 0 | | | |
| 1- 1 | 0- 1 | 0- 0 | AWAY | 0- 0 | 0- 0 | 1- 0 | | | |
| 1- 0 | 0- 0 | 0- 0 | NEUTRAL | 1- 0 | 0- 0 | 0- 0 | | | |
| 6- 1 | 0- 1 | 2- 0 | NON-CONFERENCE | 2- 0 | 0- 0 | 2- 0 | | | |
| 4- 0 | 0- 0 | 2- 0 | HOME | 1- 0 | 0- 0 | 1- 0 | | | |
| 1- 1 | 0- 1 | 0- 0 | AWAY | 0- 0 | 0- 0 | 1- 0 | | | |
| 1- 0 | 0- 0 | 0- 0 | NEUTRAL | 1- 0 | 0- 0 | 0- 0 | | | |
| 0- 0 | 0- 0 | 0- 0 | CONFERENCE | 0- 0 | 0- 0 | 0- 0 | | | |
| 0- 0 | 0- 0 | 0- 0 | HOME | 0- 0 | 0- 0 | 0- 0 | | | |
| 0- 0 | 0- 0 | 0- 0 | AWAY | 0- 0 | 0- 0 | 0- 0 | | | |
| 0- 0 | 0- 0 | 0- 0 | NEUTRAL | 0- 0 | 0- 0 | 0- 0 | | | |

| RPI 1-25 | | | | Team's RPI: 14 | | | |
|---------------------------|---|----------------|-------|----------------|---|------------|-------|
| RPI | S | Opponent | Score | | | | |
| 12 | A | Miami (FL) | 58 73 | | | | |
| RPI 26-50 | | | | | | | |
| RPI | S | Opponent | Score | | | | |
| 32 | H | North Carolina | 86 74 | | | | |
| 43 | H | Northern Colo. | 77 69 | | | | |
| RPI 51-100 | | | | | | | |
| RPI | S | Opponent | Score | | | | |
| 73 | H | Pepperdine | 80 65 | | | | |
| 86 | N | Utah St. | 78 68 | | | | |
| RPI 101+ | | | | | | | |
| RPI | S | Opponent | Score | | | | |
| 158 | H | Colorado St. | 59 40 | | | | |
| 203 | A | Nevada | 65 52 | | | | |
| LAST 12 Division I GAMES: | | | | | | | |
| 73 | H | Pepperdine | 80 65 | 12 | A | Miami (FL) | 58 73 |
| 86 | N | Utah St. | 78 68 | | | | |
| 203 | A | Nevada | 65 52 | | | | |
| 32 | H | North Carolina | 86 74 | | | | |
| 158 | H | Colorado St. | 59 40 | | | | |
| 43 | H | Northern Colo. | 77 69 | | | | |

Col orado

| Average RPI | | Win: 249 | WON-LOST RECORD | WINNING PCT. RANK | LAST 10 GAMES | STRENGTH OF SCHEDULE | OPP. STRENGTH OF SCHEDULE | TEAM RPI | ADJ. RPI | CONF. RPI | ADJ CONF. RPI |
|------------------|------|----------|-----------------|-------------------|---------------|----------------------|---------------------------|-------------|----------|-----------|---------------|
| Loss: 25 | | | | | | | | | | | |
| DIV. I ONLY | | | 2- 3 | 207 | 1- 0 | 55 | 110 | 158 | 158 | 9 | 9 |
| DIV. I NON-CONF. | | | 2- 3 | 207 | 1- 0 | 55 | 110 | 158 | 158 | 9 | 9 |
| TOTALS | | RPI 1-25 | | RPI 26-50 | | W-L RECORDS | RPI 51-100 | RPI 101-150 | | RPI 150+ | |
| 2- 3 | 0- 2 | | | 0- 1 | | OVERALL | 0- 0 | 0- 0 | | 2- 0 | |
| 2- 1 | 0- 0 | | | 0- 1 | | HOME | 0- 0 | 0- 0 | | 2- 0 | |
| 0- 2 | 0- 2 | | | 0- 0 | | AWAY | 0- 0 | 0- 0 | | 0- 0 | |
| 0- 0 | 0- 0 | | | 0- 0 | | NEUTRAL | 0- 0 | 0- 0 | | 0- 0 | |
| 2- 3 | 0- 2 | | | 0- 1 | | NON-CONFERENCE | 0- 0 | 0- 0 | | 2- 0 | |
| 2- 1 | 0- 0 | | | 0- 1 | | HOME | 0- 0 | 0- 0 | | 2- 0 | |
| 0- 2 | 0- 2 | | | 0- 0 | | AWAY | 0- 0 | 0- 0 | | 0- 0 | |
| 0- 0 | 0- 0 | | | 0- 0 | | NEUTRAL | 0- 0 | 0- 0 | | 0- 0 | |
| 0- 0 | 0- 0 | | | 0- 0 | | CONFERENCE | 0- 0 | 0- 0 | | 0- 0 | |
| 0- 0 | 0- 0 | | | 0- 0 | | HOME | 0- 0 | 0- 0 | | 0- 0 | |
| 0- 0 | 0- 0 | | | 0- 0 | | AWAY | 0- 0 | 0- 0 | | 0- 0 | |
| 0- 0 | 0- 0 | | | 0- 0 | | NEUTRAL | 0- 0 | 0- 0 | | 0- 0 | |

| RPI 1-25 | | | | | RPI 26-50 | | | | | RPI 51-100 | | | | | RPI 101+ | | | | | Team's RPI: 158 | |
|---------------------------|---|-----------|-------|----|-----------|---|----------------|-------|----|------------|---|-----------------|-------|----|----------|---|---------------|-------|----|-----------------|--|
| RPI | S | Opponent | Score | | RPI | S | Opponent | Score | | RPI | S | Opponent | Score | | RPI | S | Opponent | Score | | | |
| 14 | A | Col orado | 40 | 59 | 43 | H | Northern Colo. | 47 | 53 | | | | | | 232 | H | Cornell I | 56 | 53 | | |
| 18 | A | Gonzaga | 39 | 50 | | | | | | | | | | | 265 | H | North Florida | 61 | 59 | | |
| LAST 12 Division I GAMES: | | | | | | | | | | | | | | | | | | | | | |
| | | | | | | | | | | 265 | H | North Florida | 61 | 59 | | | | | | | |
| | | | | | | | | | | 18 | A | Gonzaga | 39 | 50 | | | | | | | |
| | | | | | | | | | | 232 | H | Cornell I | 56 | 53 | | | | | | | |
| | | | | | | | | | | 43 | H | Northern Col o. | 47 | 53 | | | | | | | |
| | | | | | | | | | | 14 | A | Col orado | 40 | 59 | | | | | | | |

| | | | |
|------------------|--------------|----|----|
| Non-Div I Games: | Eastern N.M. | 72 | 46 |
|------------------|--------------|----|----|

Col orado St.

■ Loss, ■ Non-Conf, S Site, H Home A Away N Neutral

| | | | | | | | | | | |
|-------------------|----------|-----------|----------------|------------|-------------|---------------|------|------|-------|-----------|
| Average RPI Win: | 294 | WON-LOST | WINNING | LAST 10 | STRENGTH OF | OPP. STRENGTH | TEAM | ADJ. | CONF. | ADJ CONF. |
| Average RPI Loss: | 195 | RECORD | PCT. RANK | GAMES | SCHEDULE | OF SCHEDULE | RPI | RPI | RPI | RPI |
| DIV. I ONLY | 2- 6 | 269 | 0- 1 | 236 | 284 | 287 | 287 | 19 | 19 | |
| DIV. I NON-CONF. | 2- 6 | 269 | 0- 1 | 236 | 284 | 287 | 287 | 19 | 19 | |
| ----- | | | | | | | | | | |
| TOTALS | RPI 1-25 | RPI 26-50 | W-L RECORDS | RPI 51-100 | RPI 101-150 | RPI 150+ | | | | |
| 2- 6 | 0- 0 | 0- 0 | OVERALL | 0- 1 | 0- 2 | 2- 3 | | | | |
| 1- 1 | 0- 0 | 0- 0 | HOME | 0- 0 | 0- 1 | 1- 0 | | | | |
| 1- 5 | 0- 0 | 0- 0 | AWAY | 0- 1 | 0- 1 | 1- 3 | | | | |
| 0- 0 | 0- 0 | 0- 0 | NEUTRAL | 0- 0 | 0- 0 | 0- 0 | | | | |
| 2- 6 | 0- 0 | 0- 0 | NON-CONFERENCE | 0- 1 | 0- 2 | 2- 3 | | | | |
| 1- 1 | 0- 0 | 0- 0 | HOME | 0- 0 | 0- 1 | 1- 0 | | | | |
| 1- 5 | 0- 0 | 0- 0 | AWAY | 0- 1 | 0- 1 | 1- 3 | | | | |
| 0- 0 | 0- 0 | 0- 0 | NEUTRAL | 0- 0 | 0- 0 | 0- 0 | | | | |
| 0- 0 | 0- 0 | 0- 0 | CONFERENCE | 0- 0 | 0- 0 | 0- 0 | | | | |
| 0- 0 | 0- 0 | 0- 0 | HOME | 0- 0 | 0- 0 | 0- 0 | | | | |
| 0- 0 | 0- 0 | 0- 0 | AWAY | 0- 0 | 0- 0 | 0- 0 | | | | |
| 0- 0 | 0- 0 | 0- 0 | NEUTRAL | 0- 0 | 0- 0 | 0- 0 | | | | |

| RPI 1-25 | | | | RPI 26-50 | | | | RPI 51-100 | | | | RPI 101+ Team's RPI: 287 | | | | | |
|---------------------------|---|-----------------|-------|-----------|----|----------|----------------|------------|----|----------------|-------|--------------------------|-----|-----------------|---------|----|----|
| RPI | S | Opponent | Score | RPI | S | Opponent | Score | RPI | S | Opponent | Score | RPI | S | Opponent | Score | | |
| | | | | | | | | 77 | A | Boston College | 60 | 74 | 129 | H | Houston | 72 | 83 |
| | | | | | | | | | | | | 150 | A | Illinois | 69 | 76 | |
| | | | | | | | | | | | | 177 | A | Milwaukee | 65 | 78 | |
| | | | | | | | | | | | | 290 | A | Hofstra | 65 | 63 | |
| | | | | | | | | | | | | 297 | H | Army West Point | 70 | 49 | |
| | | | | | | | | | | | | 318 | A | Colgate | 71 | 84 | |
| | | | | | | | | | | | | 320 | A | Saint Joseph's | 61 | 68 | |
| LAST 12 Division I GAMES: | | | | | | | | | | | | | | | | | |
| 320 | A | Saint Joseph's | 61 | 68 | 77 | A | Boston College | 60 | 74 | 290 | A | Hofstra | 65 | 63 | | | |
| 318 | A | Colgate | 71 | 84 | | | | | | | | | | | | | |
| 129 | H | Houston | 72 | 83 | | | | | | | | | | | | | |
| 150 | A | Illinois | 69 | 76 | | | | | | | | | | | | | |
| 177 | A | Milwaukee | 65 | 78 | | | | | | | | | | | | | |
| 297 | H | Army West Point | 70 | 49 | | | | | | | | | | | | | |

Non-Div I Games:

Columbi a

| | | | | | | | | | | | |
|-----------------------|--|----------|-----------|-----------|----------------|--|---------------|-------------|------|----------|-----------|
| Average RPI Win: 0 | | WON-LOST | WINNING | LAST 10 | STRENGTH OF | | OPP. STRENGTH | TEAM | ADJ. | CONF. | ADJ CONF. |
| Average RPI Loss: 173 | | RECORD | PCT. RANK | GAMES | SCHEDULE | | OF SCHEDULE | RPI | RPI | RPI | RPI |
| DIV. I ONLY | | 0- 6 | 326 | 0- 1 | 83 | | 301 | 301 | 301 | 32 | 32 |
| DIV. I NON-CONF. | | 0- 6 | 326 | 0- 1 | 83 | | 301 | 301 | 301 | 32 | 32 |
| ----- | | | | | | | | | | | |
| TOTALS | | RPI 1-25 | | RPI 26-50 | W-L RECORDS | | RPI 51-100 | RPI 101-150 | | RPI 150+ | |
| 0- 6 | | 0- 0 | | 0- 1 | OVERALL | | 0- 1 | 0- 1 | | 0- 3 | |
| 0- 1 | | 0- 0 | | 0- 0 | HOME | | 0- 0 | 0- 0 | | 0- 1 | |
| 0- 5 | | 0- 0 | | 0- 1 | AWAY | | 0- 1 | 0- 1 | | 0- 2 | |
| 0- 0 | | 0- 0 | | 0- 0 | NEUTRAL | | 0- 0 | 0- 0 | | 0- 0 | |
| 0- 6 | | 0- 0 | | 0- 1 | NON-CONFERENCE | | 0- 1 | 0- 1 | | 0- 3 | |
| 0- 1 | | 0- 0 | | 0- 0 | HOME | | 0- 0 | 0- 0 | | 0- 1 | |
| 0- 5 | | 0- 0 | | 0- 1 | AWAY | | 0- 1 | 0- 1 | | 0- 2 | |
| 0- 0 | | 0- 0 | | 0- 0 | NEUTRAL | | 0- 0 | 0- 0 | | 0- 0 | |
| 0- 0 | | 0- 0 | | 0- 0 | CONFERENCE | | 0- 0 | 0- 0 | | 0- 0 | |
| 0- 0 | | 0- 0 | | 0- 0 | HOME | | 0- 0 | 0- 0 | | 0- 0 | |
| 0- 0 | | 0- 0 | | 0- 0 | AWAY | | 0- 0 | 0- 0 | | 0- 0 | |
| 0- 0 | | 0- 0 | | 0- 0 | NEUTRAL | | 0- 0 | 0- 0 | | 0- 0 | |

| RPI 1-25 | | | | RPI 26-50 | | | | RPI 51-100 | | | | RPI 101+ | | | | Team's RPI: 301 |
|---------------------------|---|----------|-------|-----------|---|-----------------|--------|------------|---|-----------------|--------|----------|---|---------------|-------|-----------------|
| RPI | S | Opponent | Score | RPI | S | Opponent | Score | RPI | S | Opponent | Score | RPI | S | Opponent | Score | |
| | | | | 45 | A | Mississippi St. | 38 110 | 52 | A | Maryland | 36 93 | 146 | A | Virginia | 41 55 | |
| | | | | | | | | | | | | 195 | H | UMBC | 52 57 | |
| | | | | | | | | | | | | 284 | A | West Virginia | 37 78 | |
| | | | | | | | | | | | | 315 | A | Marshall | 67 88 | |
| ----- | | | | | | | | | | | | | | | | |
| LAST 12 Division I GAMES: | | | | | | | | | | | | | | | | |
| | | | | 284 | A | West Virginia | 37 78 | 146 | A | Virginia | 41 55 | | | | | |
| | | | | | | | | 315 | A | Marshall | 67 88 | | | | | |
| | | | | | | | | 45 | A | Mississippi St. | 38 110 | | | | | |
| | | | | | | | | 195 | H | UMBC | 52 57 | | | | | |
| | | | | | | | | 52 | A | Maryland | 36 93 | | | | | |

Non-Div I Games:

Coppin St.

| | | | | | | | | | | |
|-------------------|----------|-----------|----------------|------------|-------------|---------------|------|------|-------|-----------|
| Average RPI Win: | 294 | WON-LOST | WINNING | LAST 10 | STRENGTH OF | OPP. STRENGTH | TEAM | ADJ. | CONF. | ADJ CONF. |
| Average RPI Loss: | 122 | RECORD | PCT. RANK | GAMES | SCHEDULE | OF SCHEDULE | RPI | RPI | RPI | RPI |
| DIV. I ONLY | 2- 5 | 246 | 0- 1 | 147 | 188 | 232 | 232 | 19 | 19 | |
| DIV. I NON-CONF. | 2- 5 | 246 | 0- 1 | 147 | 188 | 232 | 232 | 19 | 19 | |
| ----- | | | | | | | | | | |
| TOTALS | RPI 1-25 | RPI 26-50 | W-L RECORDS | RPI 51-100 | RPI 101-150 | RPI 150+ | | | | |
| 2- 5 | 0- 1 | 0- 0 | OVERALL | 0- 1 | 0- 1 | 2- 2 | | | | |
| 2- 0 | 0- 0 | 0- 0 | HOME | 0- 0 | 0- 0 | 2- 0 | | | | |
| 0- 5 | 0- 1 | 0- 0 | AWAY | 0- 1 | 0- 1 | 0- 2 | | | | |
| 0- 0 | 0- 0 | 0- 0 | NEUTRAL | 0- 0 | 0- 0 | 0- 0 | | | | |
| 2- 5 | 0- 1 | 0- 0 | NON-CONFERENCE | 0- 1 | 0- 1 | 2- 2 | | | | |
| 2- 0 | 0- 0 | 0- 0 | HOME | 0- 0 | 0- 0 | 2- 0 | | | | |
| 0- 5 | 0- 1 | 0- 0 | AWAY | 0- 1 | 0- 1 | 0- 2 | | | | |
| 0- 0 | 0- 0 | 0- 0 | NEUTRAL | 0- 0 | 0- 0 | 0- 0 | | | | |
| 0- 0 | 0- 0 | 0- 0 | CONFERENCE | 0- 0 | 0- 0 | 0- 0 | | | | |
| 0- 0 | 0- 0 | 0- 0 | HOME | 0- 0 | 0- 0 | 0- 0 | | | | |
| 0- 0 | 0- 0 | 0- 0 | AWAY | 0- 0 | 0- 0 | 0- 0 | | | | |
| 0- 0 | 0- 0 | 0- 0 | NEUTRAL | 0- 0 | 0- 0 | 0- 0 | | | | |

| RPI 1-25 | | | | RPI 26-50 | | | | RPI 51-100 | | | | RPI 101+ Team's RPI : 232 | | | |
|---------------------------|---|--------------|-------|-----------|---|-------------|-------|------------|---|-------------|-------|---------------------------|---|--------------|-------|
| RPI | S | Opponent | Score | RPI | S | Opponent | Score | RPI | S | Opponent | Score | RPI | S | Opponent | Score |
| 16 | A | Minnesota | 45 65 | | | | | 74 | A | Stony Brook | 61 63 | 128 | A | Lehigh | 54 67 |
| | | | | | | | | | | | | 158 | A | Colorado St. | 53 56 |
| | | | | | | | | | | | | 233 | A | Binghamton | 61 72 |
| | | | | | | | | | | | | 257 | H | UMass Lowell | 63 54 |
| | | | | | | | | | | | | 330 | H | Albany (NY) | 48 34 |
| LAST 12 Division I GAMES: | | | | | | | | | | | | | | | |
| 74 | A | Stony Brook | 61 63 | 330 | H | Albany (NY) | 48 34 | 233 | A | Binghamton | 61 72 | | | | |
| 128 | A | Lehigh | 54 67 | | | | | | | | | | | | |
| 158 | A | Colorado St. | 53 56 | | | | | | | | | | | | |
| 16 | A | Minnesota | 45 65 | | | | | | | | | | | | |
| 257 | H | UMass Lowell | 63 54 | | | | | | | | | | | | |

Non-Div I Games:

Cornell

| | | | | | | | | | | |
|------------------|----------|-----------|----------------|------------|-------------|---------------|------|------|-------|-----------|
| Average RPI | Win: 261 | WON-LOST | WINNING | LAST 10 | STRENGTH OF | OPP. STRENGTH | TEAM | ADJ. | CONF. | ADJ CONF. |
| Average RPI | Loss: 32 | RECORD | PCT. RANK | GAMES | SCHEDULE | OF SCHEDULE | RPI | RPI | RPI | RPI |
| DIV. I ONLY | 2- 4 | 230 | 1- 0 | 99 | 74 | 179 | 179 | 5 | 5 | |
| DIV. I NON-CONF. | 2- 4 | 230 | 1- 0 | 99 | 74 | 179 | 179 | 5 | 5 | |
| ----- | | | | | | | | | | |
| TOTALS | RPI 1-25 | RPI 26-50 | W-L RECORDS | RPI 51-100 | RPI 101-150 | RPI 150+ | | | | |
| 2- 4 | 0- 3 | 0- 0 | OVERALL | 0- 1 | 0- 0 | 2- 0 | | | | |
| 1- 2 | 0- 2 | 0- 0 | HOME | 0- 0 | 0- 0 | 1- 0 | | | | |
| 1- 2 | 0- 1 | 0- 0 | AWAY | 0- 1 | 0- 0 | 1- 0 | | | | |
| 0- 0 | 0- 0 | 0- 0 | NEUTRAL | 0- 0 | 0- 0 | 0- 0 | | | | |
| 2- 4 | 0- 3 | 0- 0 | NON-CONFERENCE | 0- 1 | 0- 0 | 2- 0 | | | | |
| 1- 2 | 0- 2 | 0- 0 | HOME | 0- 0 | 0- 0 | 1- 0 | | | | |
| 1- 2 | 0- 1 | 0- 0 | AWAY | 0- 1 | 0- 0 | 1- 0 | | | | |
| 0- 0 | 0- 0 | 0- 0 | NEUTRAL | 0- 0 | 0- 0 | 0- 0 | | | | |
| 0- 0 | 0- 0 | 0- 0 | CONFERENCE | 0- 0 | 0- 0 | 0- 0 | | | | |
| 0- 0 | 0- 0 | 0- 0 | HOME | 0- 0 | 0- 0 | 0- 0 | | | | |
| 0- 0 | 0- 0 | 0- 0 | AWAY | 0- 0 | 0- 0 | 0- 0 | | | | |
| 0- 0 | 0- 0 | 0- 0 | NEUTRAL | 0- 0 | 0- 0 | 0- 0 | | | | |

| RPI 1-25 | | | | RPI 26-50 | | | | RPI 51-100 | | | | RPI 101+ Team's RPI: 179 | | | |
|---------------------------|---|------------------|-------|-----------|---|------------------|-------|------------|---|------------------|-------|--------------------------|---|------------------|-------|
| RPI | S | Opponent | Score | RPI | S | Opponent | Score | RPI | S | Opponent | Score | RPI | S | Opponent | Score |
| 11 | H | Drake | 69 85 | | | | | 87 | A | UNI | 55 65 | 190 | H | Nebraska | 74 65 |
| 13 | A | South Dakota St. | 48 74 | | | | | | | | | 331 | A | North Dakota St. | 86 51 |
| 17 | H | South Dakota | 65 77 | | | | | | | | | | | | |
| LAST 12 Division I GAMES: | | | | | | | | | | | | | | | |
| 331 | A | North Dakota St. | 86 51 | 190 | H | Nebraska | 74 65 | 11 | H | Drake | 69 85 | | | | |
| 17 | H | South Dakota | 65 77 | 87 | A | UNI | 55 65 | 87 | A | UNI | 55 65 | | | | |
| | | | | 13 | A | South Dakota St. | 48 74 | 13 | A | South Dakota St. | 48 74 | | | | |

Non-Div I Games:

Creighton

Average RPI Win: 313 WON-LOST RECORD WINNING PCT. RANK LAST 10 GAMES STRENGTH OF SCHEDULE OPP. STRENGTH OF SCHEDULE TEAM RPI ADJ. RPI CONF. RPI ADJ CONF. RPI

| | | | | | | | | | |
|------------------|----------|-----------|----------------|------------|-------------|----------|-----|----|----|
| DIV. I ONLY | 2- 4 | 230 | 0- 1 | 295 | 269 | 299 | 299 | 19 | 19 |
| DIV. I NON-CONF. | 2- 4 | 230 | 0- 1 | 295 | 269 | 299 | 299 | 19 | 19 |
| TOTALS | RPI 1-25 | RPI 26-50 | W-L RECORDS | RPI 51-100 | RPI 101-150 | RPI 150+ | | | |
| 2- 4 | 0- 0 | 0- 0 | OVERALL | 0- 1 | 0- 0 | 2- 3 | | | |
| 1- 0 | 0- 0 | 0- 0 | HOME | 0- 0 | 0- 0 | 1- 0 | | | |
| 1- 2 | 0- 0 | 0- 0 | AWAY | 0- 0 | 0- 0 | 1- 2 | | | |
| 0- 2 | 0- 0 | 0- 0 | NEUTRAL | 0- 1 | 0- 0 | 0- 1 | | | |
| 2- 4 | 0- 0 | 0- 0 | NON-CONFERENCE | 0- 1 | 0- 0 | 2- 3 | | | |
| 1- 0 | 0- 0 | 0- 0 | HOME | 0- 0 | 0- 0 | 1- 0 | | | |
| 1- 2 | 0- 0 | 0- 0 | AWAY | 0- 0 | 0- 0 | 1- 2 | | | |
| 0- 2 | 0- 0 | 0- 0 | NEUTRAL | 0- 1 | 0- 0 | 0- 1 | | | |
| 0- 0 | 0- 0 | 0- 0 | CONFERENCE | 0- 0 | 0- 0 | 0- 0 | | | |
| 0- 0 | 0- 0 | 0- 0 | HOME | 0- 0 | 0- 0 | 0- 0 | | | |
| 0- 0 | 0- 0 | 0- 0 | AWAY | 0- 0 | 0- 0 | 0- 0 | | | |
| 0- 0 | 0- 0 | 0- 0 | NEUTRAL | 0- 0 | 0- 0 | 0- 0 | | | |

| | | | | |
|-------------------------------|-------------------------------|-------------------------|-------------------------------|-----------------|
| RPI S Opponent | RPI S Opponent | RPI S Opponent | RPI S Opponent | Team's RPI: 299 |
| RPI 1-25 | RPI 26-50 | RPI 51-100 | RPI 101+ | |
| Score | Score | Score | Score | |
| | | 98 N Middle Tenn. 58 70 | 160 A San Diego 76 78 | |
| | | | 238 A Cal St. Fullerton 62 67 | |
| | | | 292 A Vermont 66 42 | |
| | | | 306 N UC Santa Barbara 56 62 | |
| | | | 333 H Loyol a Maryl and 54 41 | |
| LAST 12 Division I GAMES: | | | | |
| 306 N UC Santa Barbara 56 62 | 292 A Vermont 66 42 | | | |
| 160 A San Diego 76 78 | 333 H Loyol a Maryl and 54 41 | | | |
| 238 A Cal St. Fullerton 62 67 | | | | |
| 98 N Middle Tenn. 58 70 | | | | |

Non-Div I Games:

Dartmouth

| | | | | | | | | | | | |
|-----------------------|------|----------|-----------|----------------|-------------|------------|---------------|----------|------|-------|-----------|
| Average RPI Win: 266 | | WON-LOST | WINNING | LAST 10 | STRENGTH OF | | OPP. STRENGTH | TEAM | ADJ. | CONF. | ADJ CONF. |
| Average RPI Loss: 207 | | RECORD | PCT. RANK | GAMES | SCHEDULE | | OF SCHEDULE | RPI | RPI | RPI | RPI |
| DIV. I ONLY | | 3- 4 | 189 | 0- 1 | 311 | | 261 | 296 | 296 | 15 | 15 |
| DIV. I NON-CONF. | | 3- 4 | 189 | 0- 1 | 311 | | 261 | 296 | 296 | 15 | 15 |
| TOTALS | | RPI 1-25 | RPI 26-50 | W-L RECORDS | | RPI 51-100 | RPI 101-150 | RPI 150+ | | | |
| 3- 4 | 0- 0 | | 0- 0 | OVERALL | | 0- 0 | 0- 1 | 3- 3 | | | |
| 2- 1 | 0- 0 | | 0- 0 | HOME | | 0- 0 | 0- 0 | 2- 1 | | | |
| 1- 3 | 0- 0 | | 0- 0 | AWAY | | 0- 0 | 0- 1 | 1- 2 | | | |
| 0- 0 | 0- 0 | | 0- 0 | NEUTRAL | | 0- 0 | 0- 0 | 0- 0 | | | |
| 3- 4 | 0- 0 | | 0- 0 | NON-CONFERENCE | | 0- 0 | 0- 1 | 3- 3 | | | |
| 2- 1 | 0- 0 | | 0- 0 | HOME | | 0- 0 | 0- 0 | 2- 1 | | | |
| 1- 3 | 0- 0 | | 0- 0 | AWAY | | 0- 0 | 0- 1 | 1- 2 | | | |
| 0- 0 | 0- 0 | | 0- 0 | NEUTRAL | | 0- 0 | 0- 0 | 0- 0 | | | |
| 0- 0 | 0- 0 | | 0- 0 | CONFERENCE | | 0- 0 | 0- 0 | 0- 0 | | | |
| 0- 0 | 0- 0 | | 0- 0 | HOME | | 0- 0 | 0- 0 | 0- 0 | | | |
| 0- 0 | 0- 0 | | 0- 0 | AWAY | | 0- 0 | 0- 0 | 0- 0 | | | |
| 0- 0 | 0- 0 | | 0- 0 | NEUTRAL | | 0- 0 | 0- 0 | 0- 0 | | | |

| RPI 1-25 | | | | RPI 26-50 | | | | RPI 51-100 | | | | RPI 101+ | | | | Team's RPI: 296 | |
|---------------------------|---|----------|-------|-----------------------------|---|----------|-------|----------------------------|---|----------|-------|-----------------------------|---|----------|-------|-----------------|--|
| RPI | S | Opponent | Score | RPI | S | Opponent | Score | RPI | S | Opponent | Score | RPI | S | Opponent | Score | | |
| | | | | | | | | | | | | 145 A UNC Asheville 56 69 | | | | | |
| | | | | | | | | | | | | 174 H William & Mary 76 65 | | | | | |
| | | | | | | | | | | | | 201 A Princeton 57 65 | | | | | |
| | | | | | | | | | | | | 209 H Appalachian St. 78 81 | | | | | |
| | | | | | | | | | | | | 273 A Gardner-Webb 49 54 | | | | | |
| | | | | | | | | | | | | 278 H High Point 71 62 | | | | | |
| | | | | | | | | | | | | 346 A Charleston So. 72 34 | | | | | |
| LAST 12 Division I GAMES: | | | | | | | | | | | | | | | | | |
| | | | | 209 H Appalachian St. 78 81 | | | | 201 A Princeton 57 65 | | | | | | | | | |
| | | | | 273 A Gardner-Webb 49 54 | | | | 278 H High Point 71 62 | | | | | | | | | |
| | | | | 346 A Charleston So. 72 34 | | | | 174 H William & Mary 76 65 | | | | | | | | | |
| | | | | | | | | 145 A UNC Asheville 56 69 | | | | | | | | | |

| | | | |
|------------------|-------------|----|----|
| Non-Div I Games: | Queens (NC) | 80 | 47 |
|------------------|-------------|----|----|

Davi dson

■ Loss, ■ Non-Conf, S Site, H Home A Away N Neutral

Average RPI Win: 205
 Average RPI Loss: 76

WON-LOST
 RECORD

WINNING
 PCT. RANK

LAST 10
 GAMES

STRENGTH OF
 SCHEDULE

OPP. STRENGTH
 OF SCHEDULE

TEAM
 RPI

ADJ.
 RPI

CONF.
 RPI

ADJ CONF.
 RPI

DIV. I ONLY
 DIV. I NON-CONF.

2- 5
 2- 5

246
 246

0- 1
 0- 1

15
 15

236
 236

141
 141

141
 141

15
 15

15
 15

TOTALS

RPI 1-25

RPI 26-50

W-L RECORDS

RPI 51-100

RPI 101-150

RPI 150+

2- 5 0- 0
 2- 1 0- 0
 0- 4 0- 0
 0- 0 0- 0

0- 2
 0- 1
 0- 1
 0- 0

OVERALL
 HOME
 AWAY
 NEUTRAL

1- 1
 1- 0
 0- 1
 0- 0

0- 2
 0- 0
 0- 2
 0- 0

1- 0
 1- 0
 0- 0
 0- 0

2- 5 0- 0
 2- 1 0- 0
 0- 4 0- 0
 0- 0 0- 0

0- 2
 0- 1
 0- 1
 0- 0

NON-CONFERENCE
 HOME
 AWAY
 NEUTRAL

1- 1
 1- 0
 0- 1
 0- 0

0- 2
 0- 0
 0- 2
 0- 0

1- 0
 1- 0
 0- 0
 0- 0

0- 0 0- 0
 0- 0 0- 0
 0- 0 0- 0
 0- 0 0- 0

0- 0
 0- 0
 0- 0
 0- 0

CONFERENCE
 HOME
 AWAY
 NEUTRAL

0- 0
 0- 0
 0- 0
 0- 0

0- 0
 0- 0
 0- 0
 0- 0

0- 0
 0- 0
 0- 0
 0- 0

RPI 1-25

RPI S Opponent Score

RPI 26-50

RPI S Opponent Score

27 H Northeastern 79 84
 46 A Green Bay 35 51

RPI 51-100

RPI S Opponent Score

52 A Maryland 71 82
 92 H Toledo 70 49

RPI 101+

Team's RPI: 141

RPI S Opponent Score

121 A South Carolina 55 65
 132 A James Madison 55 68
 318 H Colgate 67 58

LAST 12 Division I GAMES:

132 A James Madison 55 68
 121 A South Carolina 55 65
 46 A Green Bay 35 51
 92 H Toledo 70 49
 27 H Northeastern 79 84
 52 A Maryland 71 82
 318 H Colgate 67 58

Dayton

Dayton

Non-Div I Games:

Dayton

Loss, Non-Conf, S Site, H Home A Away N Neutral

| DePaul | | | | Through Games Of Dec. 4, 2018 | | | | | | |
|------------------|----------|--------------------|----------------------|-------------------------------|-------------------------|------------------------------|-------------|-------------|--------------|------------------|
| Average RPI | Win: 198 | WON-LOST RECORD | WINNING PCT. RANK | LAST 10 GAMES | STRENGTH OF SCHEDULE | OPP. STRENGTH OF SCHEDULE | TEAM RPI | ADJ. RPI | CONF. RPI | ADJ CONF. RPI |
| Average RPI | Loss: 4 | | | | | | | | | |
| DIV. I ONLY | | 5- 3 | 114 | 1- 0 | 95 | 30 | 87 | 87 | 5 | 5 |
| DIV. I NON-CONF. | | 5- 3 | 114 | 1- 0 | 95 | 30 | 87 | 87 | 5 | 5 |
| ----- | | | | | | | | | | |
| TOTALS | | RPI 1-25 | RPI 26-50 | | W-L RECORDS | | RPI 51-100 | RPI 101-150 | RPI 150+ | |
| 5- 3 | 0- 3 | 1- 0 | | OVERALL | | 0- 0 | 1- 0 | | 3- 0 | |
| 3- 1 | 0- 1 | 1- 0 | | HOME | | 0- 0 | 0- 0 | | 2- 0 | |
| 0- 1 | 0- 1 | 0- 0 | | AWAY | | 0- 0 | 0- 0 | | 0- 0 | |
| 2- 1 | 0- 1 | 0- 0 | | NEUTRAL | | 0- 0 | 1- 0 | | 1- 0 | |
| 5- 3 | 0- 3 | 1- 0 | | NON-CONFERENCE | | 0- 0 | 1- 0 | | 3- 0 | |
| 3- 1 | 0- 1 | 1- 0 | | HOME | | 0- 0 | 0- 0 | | 2- 0 | |
| 0- 1 | 0- 1 | 0- 0 | | AWAY | | 0- 0 | 0- 0 | | 0- 0 | |
| 2- 1 | 0- 1 | 0- 0 | | NEUTRAL | | 0- 0 | 1- 0 | | 1- 0 | |
| 0- 0 | 0- 0 | 0- 0 | | CONFERENCE | | 0- 0 | 0- 0 | | 0- 0 | |
| 0- 0 | 0- 0 | 0- 0 | | HOME | | 0- 0 | 0- 0 | | 0- 0 | |
| 0- 0 | 0- 0 | 0- 0 | | AWAY | | 0- 0 | 0- 0 | | 0- 0 | |
| 0- 0 | 0- 0 | 0- 0 | | NEUTRAL | | 0- 0 | 0- 0 | | 0- 0 | |

| RPI 1-25 | | | | RPI 26-50 | | | | RPI 51-100 | | | | Team's RPI: 87 | | | | RPI 101+ | | | |
|---------------------------|---|--------------|--------|-----------|---|-----------|--------|------------|---|----------|-------|----------------|---|--------------|--------|----------|---|----------|-------|
| RPI | S | Opponent | Score | RPI | S | Opponent | Score | RPI | S | Opponent | Score | RPI | S | Opponent | Score | RPI | S | Opponent | Score |
| 1 | H | Notre Dame | 77 101 | 46 | H | Green Bay | 73 64 | | | | | 148 | N | Kansas St. | 79 59 | | | | |
| 3 | A | UConn | 63 99 | | | | | | | | | 201 | N | Princeton | 82 67 | | | | |
| 7 | N | Syracuse | 81 83 | | | | | | | | | 245 | H | Temple | 102 88 | | | | |
| | | | | | | | | | | | | 351 | H | Savannah St. | 124 61 | | | | |
| | | | | | | | | | | | | | | | | | | | |
| LAST 12 Division I GAMES: | | | | | | | | | | | | | | | | | | | |
| 351 | H | Savannah St. | 124 61 | 245 | H | Temple | 102 88 | | | | | | | | | | | | |
| 7 | N | Syracuse | 81 83 | 3 | A | UConn | 63 99 | | | | | | | | | | | | |
| 148 | N | Kansas St. | 79 59 | | | | | | | | | | | | | | | | |
| 201 | N | Princeton | 82 67 | | | | | | | | | | | | | | | | |
| 1 | H | Notre Dame | 77 101 | | | | | | | | | | | | | | | | |
| 46 | H | Green Bay | 73 64 | | | | | | | | | | | | | | | | |

Non-Div I Games:

DePaul

| | | | | | | | | | | | |
|------------------|----------|------|-----------|-----------|----------------|-------------|---------------|-------------|------|----------|-----------|
| Average RPI | Win: | 270 | WON-LOST | WINNING | LAST 10 | STRENGTH OF | OPP. STRENGTH | TEAM | ADJ. | CONF. | ADJ CONF. |
| Average RPI | Loss: | 95 | RECORD | PCT. RANK | GAMES | SCHEDULE | OF SCHEDULE | RPI | RPI | RPI | RPI |
| DIV. I ONLY | | 3- 4 | | 189 | 1- 0 | 139 | 268 | 169 | 169 | 13 | 13 |
| DIV. I NON-CONF. | | 3- 4 | | 189 | 1- 0 | 139 | 268 | 169 | 169 | 13 | 13 |
| ----- | | | | | | | | | | | |
| TOTALS | RPI 1-25 | | RPI 26-50 | | W-L RECORDS | RPI 51-100 | | RPI 101-150 | | RPI 150+ | |
| 3- 4 | 0- 0 | | 0- 0 | | OVERALL | 0- 2 | | 0- 2 | | 3- 0 | |
| 0- 0 | 0- 0 | | 0- 0 | | HOME | 0- 0 | | 0- 0 | | 0- 0 | |
| 1- 2 | 0- 0 | | 0- 0 | | AWAY | 0- 1 | | 0- 1 | | 1- 0 | |
| 2- 2 | 0- 0 | | 0- 0 | | NEUTRAL | 0- 1 | | 0- 1 | | 2- 0 | |
| 3- 4 | 0- 0 | | 0- 0 | | NON-CONFERENCE | 0- 2 | | 0- 2 | | 3- 0 | |
| 0- 0 | 0- 0 | | 0- 0 | | HOME | 0- 0 | | 0- 0 | | 0- 0 | |
| 1- 2 | 0- 0 | | 0- 0 | | AWAY | 0- 1 | | 0- 1 | | 1- 0 | |
| 2- 2 | 0- 0 | | 0- 0 | | NEUTRAL | 0- 1 | | 0- 1 | | 2- 0 | |
| 0- 0 | 0- 0 | | 0- 0 | | CONFERENCE | 0- 0 | | 0- 0 | | 0- 0 | |
| 0- 0 | 0- 0 | | 0- 0 | | HOME | 0- 0 | | 0- 0 | | 0- 0 | |
| 0- 0 | 0- 0 | | 0- 0 | | AWAY | 0- 0 | | 0- 0 | | 0- 0 | |
| 0- 0 | 0- 0 | | 0- 0 | | NEUTRAL | 0- 0 | | 0- 0 | | 0- 0 | |

| RPI 1-25 | | | | RPI 26-50 | | | | RPI 51-100 | | | | RPI 101+ Team's RPI: 169 | | | | | |
|---------------------------|---|----------|-------|-----------|---|----------|-------|------------|-----|-------------|--------------|--------------------------|-----|----------|--------------|----|----|
| RPI | S | Opponent | Score | RPI | S | Opponent | Score | RPI | S | Opponent | Score | RPI | S | Opponent | Score | | |
| | | | | | | | | 79 | N | Montana St. | 60 | 69 | 103 | N | Bradley | 47 | 59 |
| | | | | | | | | 87 | A | UNI | 67 | 79 | 111 | A | Boston U. | 61 | 72 |
| | | | | | | | | | | | | | 183 | N | Nicholls St. | 71 | 56 |
| | | | | | | | | | | | | | 304 | N | Lafayette | 65 | 47 |
| | | | | | | | | | | | | | 323 | A | Delaware St. | 85 | 77 |
| LAST 12 Division I GAMES: | | | | | | | | | | | | | | | | | |
| | | | | 87 | A | UNI | 67 | 79 | 304 | N | Lafayette | 65 | 47 | | | | |
| | | | | | | | | | 183 | N | Nicholls St. | 71 | 56 | | | | |
| | | | | | | | | | 111 | A | Boston U. | 61 | 72 | | | | |
| | | | | | | | | | 103 | N | Bradley | 47 | 59 | | | | |
| | | | | | | | | | 323 | A | Delaware St. | 85 | 77 | | | | |
| | | | | | | | | | 79 | N | Montana St. | 60 | 69 | | | | |

Non-Div I Games:

Del aware

| | | | | | | | | | | | |
|-------------|-------|-----|----------|-----------|---------|-------------|---------------|------|------|-------|-----------|
| Average RPI | Win: | 0 | WON-LOST | WINNING | LAST 10 | STRENGTH OF | OPP. STRENGTH | TEAM | ADJ. | CONF. | ADJ CONF. |
| Average RPI | Loss: | 160 | RECORD | PCT. RANK | GAMES | SCHEDULE | OF SCHEDULE | RPI | RPI | RPI | RPI |

| | | | | | | | | | |
|------------------|----------|-----------|----------------|------------|-------------|----------|-----|----|----|
| DIV. I ONLY | 0- 4 | 326 | 0- 1 | 176 | 278 | 323 | 323 | 32 | 32 |
| DIV. I NON-CONF. | 0- 4 | 326 | 0- 1 | 176 | 278 | 323 | 323 | 32 | 32 |
| ----- | | | | | | | | | |
| TOTALS | RPI 1-25 | RPI 26-50 | W-L RECORDS | RPI 51-100 | RPI 101-150 | RPI 150+ | | | |
| 0- 4 | 0- 0 | 0- 0 | OVERALL | 0- 1 | 0- 1 | 0- 2 | | | |
| 0- 2 | 0- 0 | 0- 0 | HOME | 0- 0 | 0- 1 | 0- 1 | | | |
| 0- 2 | 0- 0 | 0- 0 | AWAY | 0- 1 | 0- 0 | 0- 1 | | | |
| 0- 0 | 0- 0 | 0- 0 | NEUTRAL | 0- 0 | 0- 0 | 0- 0 | | | |
| 0- 4 | 0- 0 | 0- 0 | NON-CONFERENCE | 0- 1 | 0- 1 | 0- 2 | | | |
| 0- 2 | 0- 0 | 0- 0 | HOME | 0- 0 | 0- 1 | 0- 1 | | | |
| 0- 2 | 0- 0 | 0- 0 | AWAY | 0- 1 | 0- 0 | 0- 1 | | | |
| 0- 0 | 0- 0 | 0- 0 | NEUTRAL | 0- 0 | 0- 0 | 0- 0 | | | |
| 0- 0 | 0- 0 | 0- 0 | CONFERENCE | 0- 0 | 0- 0 | 0- 0 | | | |
| 0- 0 | 0- 0 | 0- 0 | HOME | 0- 0 | 0- 0 | 0- 0 | | | |
| 0- 0 | 0- 0 | 0- 0 | AWAY | 0- 0 | 0- 0 | 0- 0 | | | |
| 0- 0 | 0- 0 | 0- 0 | NEUTRAL | 0- 0 | 0- 0 | 0- 0 | | | |

| RPI 1-25 | | | | RPI 26-50 | | | | RPI 51-100 | | | | RPI 101+ Team's RPI: 323 | | | | |
|---------------------------|---|----------|-------|-----------|---|----------|-------|------------|---|-----------------|-------|--------------------------|---|---------------|-------|-----|
| RPI | S | Opponent | Score | RPI | S | Opponent | Score | RPI | S | Opponent | Score | RPI | S | Opponent | Score | |
| | | | | | | | | 95 | A | St. John's (NY) | 44 | 82 | | | | |
| | | | | | | | | | | | | 132 | H | James Madison | 57 | 103 |
| | | | | | | | | | | | | 169 | H | Delaware | 77 | 85 |
| | | | | | | | | | | | | 245 | A | Temple | 61 | 75 |
| LAST 12 Division I GAMES: | | | | | | | | | | | | | | | | |
| | | | | | | | | 95 | A | St. John's (NY) | 44 | 82 | | | | |
| | | | | | | | | 169 | H | Delaware | 77 | 85 | | | | |
| | | | | | | | | 132 | H | James Madison | 57 | 103 | | | | |
| | | | | | | | | 245 | A | Temple | 61 | 75 | | | | |

Non-Div I Games: Post 65 53

Del aware St.

| | | | | | | | | | | |
|-------------------|----------|-----------|----------------|------------|-------------|---------------|------|------|-------|-----------|
| Average RPI Win: | 135 | WON-LOST | WINNING | LAST 10 | STRENGTH OF | OPP. STRENGTH | TEAM | ADJ. | CONF. | ADJ CONF. |
| Average RPI Loss: | 34 | RECORD | PCT. RANK | GAMES | SCHEDULE | OF SCHEDULE | RPI | RPI | RPI | RPI |
| DIV. I ONLY | 6- 2 | 66 | 0- 1 | 168 | 18 | 56 | 56 | 12 | 12 | |
| DIV. I NON-CONF. | 6- 2 | 66 | 0- 1 | 168 | 18 | 56 | 56 | 12 | 12 | |
| ----- | | | | | | | | | | |
| TOTALS | RPI 1-25 | RPI 26-50 | W-L RECORDS | RPI 51-100 | RPI 101-150 | RPI 150+ | | | | |
| 6- 2 | 1- 1 | 0- 1 | OVERALL | 1- 0 | 2- 0 | 2- 0 | | | | |
| 6- 0 | 1- 0 | 0- 0 | HOME | 1- 0 | 2- 0 | 2- 0 | | | | |
| 0- 2 | 0- 1 | 0- 1 | AWAY | 0- 0 | 0- 0 | 0- 0 | | | | |
| 0- 0 | 0- 0 | 0- 0 | NEUTRAL | 0- 0 | 0- 0 | 0- 0 | | | | |
| 6- 2 | 1- 1 | 0- 1 | NON-CONFERENCE | 1- 0 | 2- 0 | 2- 0 | | | | |
| 6- 0 | 1- 0 | 0- 0 | HOME | 1- 0 | 2- 0 | 2- 0 | | | | |
| 0- 2 | 0- 1 | 0- 1 | AWAY | 0- 0 | 0- 0 | 0- 0 | | | | |
| 0- 0 | 0- 0 | 0- 0 | NEUTRAL | 0- 0 | 0- 0 | 0- 0 | | | | |
| 0- 0 | 0- 0 | 0- 0 | CONFERENCE | 0- 0 | 0- 0 | 0- 0 | | | | |
| 0- 0 | 0- 0 | 0- 0 | HOME | 0- 0 | 0- 0 | 0- 0 | | | | |
| 0- 0 | 0- 0 | 0- 0 | AWAY | 0- 0 | 0- 0 | 0- 0 | | | | |
| 0- 0 | 0- 0 | 0- 0 | NEUTRAL | 0- 0 | 0- 0 | 0- 0 | | | | |

| RPI 1-25 | | | | RPI 26-50 | | | | RPI 51-100 Team's RPI: 56 | | | | RPI 101+ | | | |
|---------------------------|---|------------------|---------|-----------|---|------------------|--------|---------------------------|---|------------------|--------|----------|---|------------------|---------|
| RPI | S | Opponent | Score | RPI | S | Opponent | Score | RPI | S | Opponent | Score | RPI | S | Opponent | Score |
| 21 | H | Lamar University | 117 110 | 43 | A | Northern Colo. | 66 74 | 91 | H | Loyola Marymount | 104 75 | 104 | H | American | 83 54 |
| 24 | A | Wyoming | 74 78 | | | | | | | | | 125 | H | Air Force | 92 66 |
| | | | | | | | | | | | | 226 | H | UMKC | 92 75 |
| | | | | | | | | | | | | 242 | H | St. Bonaventure | 76 62 |
| ----- | | | | | | | | | | | | | | | |
| LAST 12 Division I GAMES: | | | | | | | | | | | | | | | |
| 24 | A | Wyoming | 74 78 | 91 | H | Loyola Marymount | 104 75 | 242 | H | St. Bonaventure | 76 62 | 21 | H | Lamar University | 117 110 |
| 226 | H | UMKC | 92 75 | | | | | 104 | H | American | 83 54 | 43 | A | Northern Colo. | 66 74 |
| | | | | | | | | 125 | H | Air Force | 92 66 | | | | |

Non-Div I Games:

Denver

Average RPI Win: 336 WON-LOST RECORD WINNING PCT. RANK LAST 10 GAMES STRENGTH OF SCHEDULE OPP. STRENGTH OF SCHEDULE TEAM RPI ADJ. RPI CONF. RPI ADJ CONF. RPI

| | | | | | | | | | |
|------------------|----------|-----------|----------------|------------|-------------|----------|-----|----|----|
| DIV. I ONLY | 1- 5 | 288 | 0- 1 | 115 | 289 | 251 | 251 | 14 | 14 |
| DIV. I NON-CONF. | 1- 5 | 288 | 0- 1 | 115 | 289 | 251 | 251 | 14 | 14 |
| TOTALS | RPI 1-25 | RPI 26-50 | W-L RECORDS | RPI 51-100 | RPI 101-150 | RPI 150+ | | | |
| 1- 5 | 0- 1 | 0- 0 | OVERALL | 0- 1 | 0- 1 | 1- 2 | | | |
| 0- 2 | 0- 0 | 0- 0 | HOME | 0- 0 | 0- 1 | 0- 1 | | | |
| 1- 3 | 0- 1 | 0- 0 | AWAY | 0- 1 | 0- 0 | 1- 1 | | | |
| 0- 0 | 0- 0 | 0- 0 | NEUTRAL | 0- 0 | 0- 0 | 0- 0 | | | |
| 1- 5 | 0- 1 | 0- 0 | NON-CONFERENCE | 0- 1 | 0- 1 | 1- 2 | | | |
| 0- 2 | 0- 0 | 0- 0 | HOME | 0- 0 | 0- 1 | 0- 1 | | | |
| 1- 3 | 0- 1 | 0- 0 | AWAY | 0- 1 | 0- 0 | 1- 1 | | | |
| 0- 0 | 0- 0 | 0- 0 | NEUTRAL | 0- 0 | 0- 0 | 0- 0 | | | |
| 0- 0 | 0- 0 | 0- 0 | CONFERENCE | 0- 0 | 0- 0 | 0- 0 | | | |
| 0- 0 | 0- 0 | 0- 0 | HOME | 0- 0 | 0- 0 | 0- 0 | | | |
| 0- 0 | 0- 0 | 0- 0 | AWAY | 0- 0 | 0- 0 | 0- 0 | | | |
| 0- 0 | 0- 0 | 0- 0 | NEUTRAL | 0- 0 | 0- 0 | 0- 0 | | | |

| RPI | S | Opponent | Score | RPI | S | Opponent | Score | RPI | S | Opponent | Score | RPI | S | Opponent | Score | Team's RPI: 251 |
|---------------------------|---|------------------|-------|-----|---|----------|-------|-----|---|----------|-------|-----|---|------------------|-------|-----------------|
| 20 | A | Mi chi gan | 62 95 | | | | | 75 | A | Ohio St. | 41 55 | 140 | H | Mi ami (OH) | 59 78 | |
| | | | | | | | | | | | | 220 | A | Loyol a Chi cago | 43 52 | |
| | | | | | | | | | | | | 272 | H | Omaha | 42 51 | |
| | | | | | | | | | | | | 336 | A | Manhattan | 58 56 | |
| LAST 12 Division I GAMES: | | | | | | | | | | | | | | | | |
| 272 | H | Omaha | 42 51 | 75 | A | Ohio St. | 41 55 | | | | | | | | | |
| 336 | A | Manhattan | 58 56 | | | | | | | | | | | | | |
| 20 | A | Mi chi gan | 62 95 | | | | | | | | | | | | | |
| 140 | H | Mi ami (OH) | 59 78 | | | | | | | | | | | | | |
| 220 | A | Loyol a Chi cago | 43 52 | | | | | | | | | | | | | |

Non-Div I Games: Mich. -Dearborn 68 60

Detroit Mercy

Average RPI Win: 136

Average RPI Loss: 1

WON-LOST
RECORDWINNING
PCT. RANKLAST 10
GAMESSTRENGTH OF
SCHEDULEOPP. STRENGTH
OF SCHEDULETEAM
RPIADJ.
RPICONF.
RPIADJ CONF.
RPIDIV. I ONLY
DIV. I NON-CONF.7- 1
7- 125
251- 0
1- 093
9310
1011
1111
1116
1616
16

TOTALS

RPI 1-25

RPI 26-50

W-L RECORDS

RPI 51-100

RPI 101-150

RPI 150+

7- 1

1- 1

0- 0

OVERALL

0- 0

3- 0

3- 0

2- 0

1- 0

0- 0

HOME

0- 0

1- 0

0- 0

3- 0

0- 0

0- 0

AWAY

0- 0

0- 0

3- 0

2- 1

0- 1

0- 0

NEUTRAL

0- 0

2- 0

0- 0

7- 1

1- 1

0- 0

NON-CONFERENCE

0- 0

3- 0

3- 0

2- 0

1- 0

0- 0

HOME

0- 0

1- 0

0- 0

3- 0

0- 0

0- 0

AWAY

0- 0

0- 0

3- 0

2- 1

0- 1

0- 0

NEUTRAL

0- 0

2- 0

0- 0

0- 0

0- 0

0- 0

CONFERENCE

0- 0

0- 0

0- 0

0- 0

0- 0

0- 0

HOME

0- 0

0- 0

0- 0

0- 0

0- 0

0- 0

AWAY

0- 0

0- 0

0- 0

0- 0

0- 0

0- 0

NEUTRAL

0- 0

0- 0

0- 0

RPI 1-25

Team's RPI: 11

RPI 26-50

RPI 51-100

RPI 101+

| RPI | S | Opponent | Score |
|-----|---|--------------|-------|
| 1 | N | Notre Dame | 64 82 |
| 17 | H | South Dakota | 76 64 |

| RPI | S | Opponent | Score |
|-----|---|----------|-------|
|-----|---|----------|-------|

| RPI | S | Opponent | Score |
|-----|---|----------|-------|
|-----|---|----------|-------|

| RPI | S | Opponent | Score |
|-----|---|----------------|-------|
| 115 | H | CSUN | 73 63 |
| 121 | N | South Carolina | 90 85 |
| 127 | N | Rutgers | 69 59 |
| 179 | A | Creighton | 85 69 |
| 190 | A | Nebraska | 83 77 |
| 200 | A | Western Ill. | 98 71 |

LAST 12 Division I GAMES:

| | | | |
|-----|---|--------------|-------|
| 17 | H | South Dakota | 76 64 |
| 200 | A | Western Ill. | 98 71 |
| 190 | A | Nebraska | 83 77 |

| | | | |
|-----|---|----------------|-------|
| 121 | N | South Carolina | 90 85 |
| 1 | N | Notre Dame | 64 82 |
| 179 | A | Creighton | 85 69 |
| 127 | N | Rutgers | 69 59 |
| 115 | H | CSUN | 73 63 |

Non-Div I Games:

Clarke

91 43

Drake

Loss,
 Non-Conf,
 S Site,
 H Home
 A Away
 N Neutral

Average RPI Win: 243

Average RPI Loss: 31

WON-LOST
RECORDWINNING
PCT. RANKLAST 10
GAMESSTRENGTH OF
SCHEDULEOPP. STRENGTH
OF SCHEDULETEAM
RPIADJ.
RPICONF.
RPIADJ CONF.
RPIDIV. I ONLY
DIV. I NON-CONF.5- 1
5- 150
501- 0
1- 0239
239148
148123
123123
12313
1313
13

TOTALS

RPI 1-25

RPI 26-50

W-L RECORDS

RPI 51-100

RPI 101-150

RPI 150+

5- 1

0- 0

1- 1

OVERALL

0- 0

0- 0

4- 0

2- 1

0- 0

1- 1

HOME

0- 0

0- 0

1- 0

2- 0

0- 0

0- 0

AWAY

0- 0

0- 0

2- 0

1- 0

0- 0

0- 0

NEUTRAL

0- 0

0- 0

1- 0

5- 1

0- 0

1- 1

NON-CONFERENCE

0- 0

0- 0

4- 0

2- 1

0- 0

1- 1

HOME

0- 0

0- 0

1- 0

2- 0

0- 0

0- 0

AWAY

0- 0

0- 0

2- 0

1- 0

0- 0

0- 0

NEUTRAL

0- 0

0- 0

1- 0

0- 0

0- 0

0- 0

CONFERENCE

0- 0

0- 0

0- 0

0- 0

0- 0

0- 0

HOME

0- 0

0- 0

0- 0

0- 0

0- 0

0- 0

AWAY

0- 0

0- 0

0- 0

0- 0

0- 0

0- 0

NEUTRAL

0- 0

0- 0

0- 0

RPI 1-25

RPI 26-50

RPI 51-100

RPI 101+

Team's RPI: 123

RPI S Opponent Score

RPI S Opponent Score

31 H Qui nni pi ac 52 56

37 H Bucknel l 64 42

RPI S Opponent Score

RPI S Opponent Score

256 N Si ena 51 39

292 A Vermont 60 44

312 A La Sal l e 58 43

320 H Sai nt Joseph' s 51 34

LAST 12 Di vi si on I GAMES:

292 A Vermont 60 44

312 A La Sal l e 58 43

256 N Si ena 51 39

37 H Bucknel l 64 42

320 H Sai nt Joseph' s 51 34

31 H Qui nni pi ac 52 56

D
r
e
x
e
lD
r
e
x
e
l

Non-Di v I Games:

Drexel

| | | | | | | | | | | |
|------------------|----------|-----------------|-------------------|----------------|----------------------|---------------------------|-------------|----------|-----------|---------------|
| Average RPI | Win: 151 | WON-LOST RECORD | WINNING PCT. RANK | LAST 10 GAMES | STRENGTH OF SCHEDULE | OPP. STRENGTH OF SCHEDULE | TEAM RPI | ADJ. RPI | CONF. RPI | ADJ CONF. RPI |
| Average RPI | Loss: 66 | | | | | | | | | |
| DIV. I ONLY | | 5- 3 | 114 | 0- 1 | 26 | 173 | 28 | 28 | 1 | 1 |
| DIV. I NON-CONF. | | 5- 3 | 114 | 0- 1 | 26 | 173 | 28 | 28 | 1 | 1 |
| ----- | | | | | | | | | | |
| TOTALS | RPI 1-25 | | RPI 26-50 | W-L RECORDS | RPI 51-100 | | RPI 101-150 | | RPI 150+ | |
| 5- 3 | 0- 0 | | 0- 0 | OVERALL | 1- 3 | | 2- 0 | | 2- 0 | |
| 2- 0 | 0- 0 | | 0- 0 | HOME | 0- 0 | | 1- 0 | | 1- 0 | |
| 2- 1 | 0- 0 | | 0- 0 | AWAY | 1- 1 | | 1- 0 | | 0- 0 | |
| 1- 2 | 0- 0 | | 0- 0 | NEUTRAL | 0- 2 | | 0- 0 | | 1- 0 | |
| 5- 3 | 0- 0 | | 0- 0 | NON-CONFERENCE | 1- 3 | | 2- 0 | | 2- 0 | |
| 2- 0 | 0- 0 | | 0- 0 | HOME | 0- 0 | | 1- 0 | | 1- 0 | |
| 2- 1 | 0- 0 | | 0- 0 | AWAY | 1- 1 | | 1- 0 | | 0- 0 | |
| 1- 2 | 0- 0 | | 0- 0 | NEUTRAL | 0- 2 | | 0- 0 | | 1- 0 | |
| 0- 0 | 0- 0 | | 0- 0 | CONFERENCE | 0- 0 | | 0- 0 | | 0- 0 | |
| 0- 0 | 0- 0 | | 0- 0 | HOME | 0- 0 | | 0- 0 | | 0- 0 | |
| 0- 0 | 0- 0 | | 0- 0 | AWAY | 0- 0 | | 0- 0 | | 0- 0 | |
| 0- 0 | 0- 0 | | 0- 0 | NEUTRAL | 0- 0 | | 0- 0 | | 0- 0 | |

| | | | | | | | | | | | | | | | | | | | |
|----------|---|--------------|-------|-----------|---|----------|-------|----------------|--|---------------------------|---|------------|-------|--------------|-------|----------|---|-----------|-------|
| RPI 1-25 | | | | RPI 26-50 | | | | Team's RPI: 28 | | | | RPI 51-100 | | | | RPI 101+ | | | |
| RPI | S | Opponent | Score | RPI | S | Opponent | Score | | | | | RPI | S | Opponent | Score | RPI | S | Opponent | Score |
| | | | | | | | | | | | | 58 | A | Maine | 66 63 | 118 | H | Marist | 64 56 |
| | | | | | | | | | | | | 63 | A | Northwestern | 58 84 | 130 | A | Wisconsin | 60 53 |
| | | | | | | | | | | | | 67 | N | Washington | 64 71 | 188 | H | Elon | 81 64 |
| | | | | | | | | | | | | 68 | N | Missouri | 54 62 | 259 | N | Ball St. | 79 62 |
| ----- | | | | | | | | | | | | | | | | | | | |
| | | | | | | | | | | LAST 12 Division I GAMES: | | | | | | | | | |
| 130 | A | Wisconsin | 60 53 | 68 | N | Missouri | 54 62 | | | 259 | N | Ball St. | 79 62 | | | 118 | H | Marist | 64 56 |
| 67 | N | Washington | 64 71 | | | | | | | | | | | | | | | | |
| 188 | H | Elon | 81 64 | | | | | | | | | | | | | | | | |
| 58 | A | Maine | 66 63 | | | | | | | | | | | | | | | | |
| 63 | A | Northwestern | 58 84 | | | | | | | | | | | | | | | | |

Non-Div I Games:

Duke

| | | | | | | | | | | |
|------------------|----------|-----------------|-------------------|---------------|----------------------|---------------------------|------------|----------|-------------|---------------|
| Average RPI | Win: 215 | WON-LOST RECORD | WINNING PCT. RANK | LAST 10 GAMES | STRENGTH OF SCHEDULE | OPP. STRENGTH OF SCHEDULE | TEAM RPI | ADJ. RPI | CONF. RPI | ADJ CONF. RPI |
| Average RPI | Loss: 66 | | | | | | | | | |
| DIV. I ONLY | | 3- 3 | 159 | 1- 0 | 47 | 227 | 59 | 59 | 15 | 15 |
| DIV. I NON-CONF. | | 3- 3 | 159 | 1- 0 | 47 | 227 | 59 | 59 | 15 | 15 |
| ----- | | | | | | | | | | |
| TOTALS | RPI 1-25 | | RPI 26-50 | | W-L RECORDS | | RPI 51-100 | | RPI 101-150 | RPI 150+ |
| 3- 3 | 0- 0 | | 0- 1 | | OVERALL | | 0- 2 | | 0- 0 | 3- 0 |
| 1- 0 | 0- 0 | | 0- 0 | | HOME | | 0- 0 | | 0- 0 | 1- 0 |
| 2- 3 | 0- 0 | | 0- 1 | | AWAY | | 0- 2 | | 0- 0 | 2- 0 |
| 0- 0 | 0- 0 | | 0- 0 | | NEUTRAL | | 0- 0 | | 0- 0 | 0- 0 |
| 3- 3 | 0- 0 | | 0- 1 | | NON-CONFERENCE | | 0- 2 | | 0- 0 | 3- 0 |
| 1- 0 | 0- 0 | | 0- 0 | | HOME | | 0- 0 | | 0- 0 | 1- 0 |
| 2- 3 | 0- 0 | | 0- 1 | | AWAY | | 0- 2 | | 0- 0 | 2- 0 |
| 0- 0 | 0- 0 | | 0- 0 | | NEUTRAL | | 0- 0 | | 0- 0 | 0- 0 |
| 0- 0 | 0- 0 | | 0- 0 | | CONFERENCE | | 0- 0 | | 0- 0 | 0- 0 |
| 0- 0 | 0- 0 | | 0- 0 | | HOME | | 0- 0 | | 0- 0 | 0- 0 |
| 0- 0 | 0- 0 | | 0- 0 | | AWAY | | 0- 0 | | 0- 0 | 0- 0 |
| 0- 0 | 0- 0 | | 0- 0 | | NEUTRAL | | 0- 0 | | 0- 0 | 0- 0 |

| | | | | |
|---------------------------|----------------------|--------------------------------|----------------|--------------------------------|
| RPI 1-25 | RPI 26-50 | RPI 51-100 | Team's RPI: 59 | RPI 101+ |
| RPI S Opponent Score | RPI S Opponent Score | RPI S Opponent Score | | RPI S Opponent Score |
| | 38 A Texas 41 78 | 69 A TCU 48 61 | | 196 H Mt. St. Mary's 73 64 |
| | | 92 A Toledo 52 65 | | 197 A Kent St. 77 72 |
| | | | | 253 A Saint Francis (PA) 93 73 |
| ----- | | | | |
| LAST 12 Division I GAMES: | | | | |
| | 197 A Kent St. 77 72 | 253 A Saint Francis (PA) 93 73 | | |
| | | 92 A Toledo 52 65 | | |
| | | 196 H Mt. St. Mary's 73 64 | | |
| | | 38 A Texas 41 78 | | |
| | | 69 A TCU 48 61 | | |

Non-Div I Games:

Duquesne

| | | | | | | | | | | |
|-------------------|----------|-----------|----------------|------------|-------------|---------------|------|------|-------|-----------|
| Average RPI Win: | 209 | WON-LOST | WINNING | LAST 10 | STRENGTH OF | OPP. STRENGTH | TEAM | ADJ. | CONF. | ADJ CONF. |
| Average RPI Loss: | 165 | RECORD | PCT. RANK | GAMES | SCHEDULE | OF SCHEDULE | RPI | RPI | RPI | RPI |
| DIV. I ONLY | 1- 10 | 325 | 0- 2 | 114 | 253 | 298 | 298 | 27 | 27 | |
| DIV. I NON-CONF. | 1- 10 | 325 | 0- 2 | 114 | 253 | 298 | 298 | 27 | 27 | |
| ----- | | | | | | | | | | |
| TOTALS | RPI 1-25 | RPI 26-50 | W-L RECORDS | RPI 51-100 | RPI 101-150 | RPI 150+ | | | | |
| 1- 10 | 0- 0 | 0- 0 | OVERALL | 0- 1 | 0- 3 | 1- 6 | | | | |
| 1- 3 | 0- 0 | 0- 0 | HOME | 0- 0 | 0- 1 | 1- 2 | | | | |
| 0- 4 | 0- 0 | 0- 0 | AWAY | 0- 1 | 0- 0 | 0- 3 | | | | |
| 0- 3 | 0- 0 | 0- 0 | NEUTRAL | 0- 0 | 0- 2 | 0- 1 | | | | |
| 1- 10 | 0- 0 | 0- 0 | NON-CONFERENCE | 0- 1 | 0- 3 | 1- 6 | | | | |
| 1- 3 | 0- 0 | 0- 0 | HOME | 0- 0 | 0- 1 | 1- 2 | | | | |
| 0- 4 | 0- 0 | 0- 0 | AWAY | 0- 1 | 0- 0 | 0- 3 | | | | |
| 0- 3 | 0- 0 | 0- 0 | NEUTRAL | 0- 0 | 0- 2 | 0- 1 | | | | |
| 0- 0 | 0- 0 | 0- 0 | CONFERENCE | 0- 0 | 0- 0 | 0- 0 | | | | |
| 0- 0 | 0- 0 | 0- 0 | HOME | 0- 0 | 0- 0 | 0- 0 | | | | |
| 0- 0 | 0- 0 | 0- 0 | AWAY | 0- 0 | 0- 0 | 0- 0 | | | | |
| 0- 0 | 0- 0 | 0- 0 | NEUTRAL | 0- 0 | 0- 0 | 0- 0 | | | | |

| RPI 1-25 | | | | RPI 26-50 | | | | RPI 51-100 | | | | RPI 101+ Team's RPI : 298 | | | | | |
|---------------------------|---|-----------------|-------|-----------|-----|----------|--------------|------------|----|--------------|-------|---------------------------|-----|-----------------|----------------|----|-----|
| RPI | S | Opponent | Score | RPI | S | Opponent | Score | RPI | S | Opponent | Score | RPI | S | Opponent | Score | | |
| | | | | | | | | 80 | A | Michigan St. | 53 | 75 | 121 | N | South Carolina | 55 | 101 |
| | | | | | | | | | | | | 127 | N | Rutgers | 44 | 68 | |
| | | | | | | | | | | | | 129 | H | Houston | 77 | 84 | |
| | | | | | | | | | | | | 153 | A | South Alabama | 74 | 81 | |
| | | | | | | | | | | | | 173 | A | Radford | 64 | 79 | |
| | | | | | | | | | | | | 189 | N | Western Ky. | 68 | 82 | |
| | | | | | | | | | | | | 199 | H | Troy | 66 | 84 | |
| | | | | | | | | | | | | 209 | H | Appalachian St. | 95 | 64 | |
| | | | | | | | | | | | | 224 | A | Cincinnati | 64 | 77 | |
| | | | | | | | | | | | | 255 | H | Liberty | 86 | 89 | |
| LAST 12 Division I GAMES: | | | | | | | | | | | | | | | | | |
| 189 | N | Western Ky. | 68 | 82 | 127 | N | Rutgers | 44 | 68 | | | | | | | | |
| 255 | H | Liberty | 86 | 89 | 199 | H | Troy | 66 | 84 | | | | | | | | |
| 129 | H | Houston | 77 | 84 | 173 | A | Radford | 64 | 79 | | | | | | | | |
| 209 | H | Appalachian St. | 95 | 64 | 80 | A | Michigan St. | 53 | 75 | | | | | | | | |
| 153 | A | South Alabama | 74 | 81 | 224 | A | Cincinnati | 64 | 77 | | | | | | | | |
| 121 | N | South Carolina | 55 | 101 | | | | | | | | | | | | | |

Non-Div I Games:

ETSU

Average RPI Win: 238 WON-LOST WINNING LAST 10 STRENGTH OF OPP. STRENGTH TEAM ADJ. CONF. ADJ CONF.
Average RPI Loss: 97 RECORD PCT. RANK GAMES SCHEDULE OF SCHEDULE RPI RPI RPI RPI

| | | | | | | | | | |
|------------------|----------|-----------|----------------|------------|-------------|----------|-----|---|---|
| DIV. I ONLY | 5- 2 | 78 | 0- 1 | 247 | 139 | 144 | 144 | 8 | 8 |
| DIV. I NON-CONF. | 5- 2 | 78 | 0- 1 | 247 | 139 | 144 | 144 | 8 | 8 |
| TOTALS | RPI 1-25 | RPI 26-50 | W-L RECORDS | RPI 51-100 | RPI 101-150 | RPI 150+ | | | |
| 5- 2 | 0- 1 | 0- 0 | OVERALL | 0- 0 | 2- 0 | 3- 1 | | | |
| 5- 0 | 0- 0 | 0- 0 | HOME | 0- 0 | 2- 0 | 3- 0 | | | |
| 0- 2 | 0- 1 | 0- 0 | AWAY | 0- 0 | 0- 0 | 0- 1 | | | |
| 0- 0 | 0- 0 | 0- 0 | NEUTRAL | 0- 0 | 0- 0 | 0- 0 | | | |
| 5- 2 | 0- 1 | 0- 0 | NON-CONFERENCE | 0- 0 | 2- 0 | 3- 1 | | | |
| 5- 0 | 0- 0 | 0- 0 | HOME | 0- 0 | 2- 0 | 3- 0 | | | |
| 0- 2 | 0- 1 | 0- 0 | AWAY | 0- 0 | 0- 0 | 0- 1 | | | |
| 0- 0 | 0- 0 | 0- 0 | NEUTRAL | 0- 0 | 0- 0 | 0- 0 | | | |
| 0- 0 | 0- 0 | 0- 0 | CONFERENCE | 0- 0 | 0- 0 | 0- 0 | | | |
| 0- 0 | 0- 0 | 0- 0 | HOME | 0- 0 | 0- 0 | 0- 0 | | | |
| 0- 0 | 0- 0 | 0- 0 | AWAY | 0- 0 | 0- 0 | 0- 0 | | | |
| 0- 0 | 0- 0 | 0- 0 | NEUTRAL | 0- 0 | 0- 0 | 0- 0 | | | |

| | | | |
|---------------------------|----------------------------|----------------------|----------------------------|
| RPI S Opponent Score | RPI S Opponent Score | RPI S Opponent Score | RPI S Opponent Score |
| 19 A Charlotte 46 52 | | | 122 H Wake Forest 70 61 |
| | | | 134 H Monmouth 73 67 |
| | | | 174 A William & Mary 43 63 |
| | | | 261 H Kennesaw St. 68 56 |
| | | | 329 H Grand Canyon 59 47 |
| | | | 344 H UMES 84 69 |
| LAST 12 Division I GAMES: | | | |
| 122 H Wake Forest 70 61 | 19 A Charlotte 46 52 | | |
| 261 H Kennesaw St. 68 56 | 174 A William & Mary 43 63 | | |
| 329 H Grand Canyon 59 47 | | | |
| 134 H Monmouth 73 67 | | | |
| 344 H UMES 84 69 | | | |

Non-Div I Games:

East Carolina

| | | | | | | | | | | | |
|-----------------------|--|----------|-----------|-----------|----------------|--|---------------|-------------|------|----------|-----------|
| Average RPI Win: 327 | | WON-LOST | WINNING | LAST 10 | STRENGTH OF | | OPP. STRENGTH | TEAM | ADJ. | CONF. | ADJ CONF. |
| Average RPI Loss: 163 | | RECORD | PCT. RANK | GAMES | SCHEDULE | | OF SCHEDULE | RPI | RPI | RPI | RPI |
| DIV. I ONLY | | 1- 3 | 269 | 0- 1 | 50 | | 350 | 229 | 229 | 23 | 23 |
| DIV. I NON-CONF. | | 1- 3 | 269 | 0- 1 | 50 | | 350 | 229 | 229 | 23 | 23 |
| ----- | | | | | | | | | | | |
| TOTALS | | RPI 1-25 | | RPI 26-50 | W-L RECORDS | | RPI 51-100 | RPI 101-150 | | RPI 150+ | |
| 1- 3 | | 0- 0 | | 0- 0 | OVERALL | | 0- 0 | 0- 2 | | 1- 1 | |
| 1- 0 | | 0- 0 | | 0- 0 | HOME | | 0- 0 | 0- 0 | | 1- 0 | |
| 0- 3 | | 0- 0 | | 0- 0 | AWAY | | 0- 0 | 0- 2 | | 0- 1 | |
| 0- 0 | | 0- 0 | | 0- 0 | NEUTRAL | | 0- 0 | 0- 0 | | 0- 0 | |
| 1- 3 | | 0- 0 | | 0- 0 | NON-CONFERENCE | | 0- 0 | 0- 2 | | 1- 1 | |
| 1- 0 | | 0- 0 | | 0- 0 | HOME | | 0- 0 | 0- 0 | | 1- 0 | |
| 0- 3 | | 0- 0 | | 0- 0 | AWAY | | 0- 0 | 0- 2 | | 0- 1 | |
| 0- 0 | | 0- 0 | | 0- 0 | NEUTRAL | | 0- 0 | 0- 0 | | 0- 0 | |
| 0- 0 | | 0- 0 | | 0- 0 | CONFERENCE | | 0- 0 | 0- 0 | | 0- 0 | |
| 0- 0 | | 0- 0 | | 0- 0 | HOME | | 0- 0 | 0- 0 | | 0- 0 | |
| 0- 0 | | 0- 0 | | 0- 0 | AWAY | | 0- 0 | 0- 0 | | 0- 0 | |
| 0- 0 | | 0- 0 | | 0- 0 | NEUTRAL | | 0- 0 | 0- 0 | | 0- 0 | |

E
a
s
t
e
r
n
I
I
I
.

E
a
s
t
e
r
n
I
I
I
.

| | | | | | | | | | | | | | | | |
|---------------------------|---|----------|-------|-----------|---|----------|-------|------------|---|----------|-------|--------------------------|---|-------------------|-------|
| RPI 1-25 | | | | RPI 26-50 | | | | RPI 51-100 | | | | RPI 101+ Team's RPI: 229 | | | |
| RPI | S | Opponent | Score | RPI | S | Opponent | Score | RPI | S | Opponent | Score | RPI | S | Opponent | Score |
| | | | | | | | | | | | | 103 | A | Bradley | 64 67 |
| | | | | | | | | | | | | 109 | A | Butler | 37 72 |
| | | | | | | | | | | | | 276 | A | Valparaiso | 60 62 |
| | | | | | | | | | | | | 327 | H | Purdue Fort Wayne | 72 63 |
| ----- | | | | | | | | | | | | | | | |
| LAST 12 Division I GAMES: | | | | | | | | | | | | | | | |
| | | | | | | | | | | | | 103 | A | Bradley | 64 67 |
| | | | | | | | | | | | | 327 | H | Purdue Fort Wayne | 72 63 |
| | | | | | | | | | | | | 109 | A | Butler | 37 72 |

Non-Div I Games: Lincoln Christian 97 34 Oakland City 102 43

| | | | | | | | | | | |
|--------------------|------|----------|-----------|----------------|-------------|---------------|-------------|----------|-------|-----------|
| Average RPI Win: 0 | | WON-LOST | WINNING | LAST 10 | STRENGTH OF | OPP. STRENGTH | TEAM | ADJ. | CONF. | ADJ CONF. |
| Loss: 184 | | RECORD | PCT. RANK | GAMES | SCHEDULE | OF SCHEDULE | RPI | RPI | RPI | RPI |
| DIV. I ONLY | | 0- 7 | 326 | 0- 1 | 29 | 349 | 275 | 275 | 23 | 23 |
| DIV. I NON-CONF. | | 0- 7 | 326 | 0- 1 | 29 | 349 | 275 | 275 | 23 | 23 |
| TOTALS | | RPI 1-25 | RPI 26-50 | W-L RECORDS | | RPI 51-100 | RPI 101-150 | RPI 150+ | | |
| 0- 7 | 0- 0 | | 0- 0 | OVERALL | | 0- 2 | 0- 1 | 0- 4 | | |
| 0- 1 | 0- 0 | | 0- 0 | HOME | | 0- 0 | 0- 0 | 0- 1 | | |
| 0- 4 | 0- 0 | | 0- 0 | AWAY | | 0- 1 | 0- 1 | 0- 2 | | |
| 0- 2 | 0- 0 | | 0- 0 | NEUTRAL | | 0- 1 | 0- 0 | 0- 1 | | |
| 0- 7 | 0- 0 | | 0- 0 | NON-CONFERENCE | | 0- 2 | 0- 1 | 0- 4 | | |
| 0- 1 | 0- 0 | | 0- 0 | HOME | | 0- 0 | 0- 0 | 0- 1 | | |
| 0- 4 | 0- 0 | | 0- 0 | AWAY | | 0- 1 | 0- 1 | 0- 2 | | |
| 0- 2 | 0- 0 | | 0- 0 | NEUTRAL | | 0- 1 | 0- 0 | 0- 1 | | |
| 0- 0 | 0- 0 | | 0- 0 | CONFERENCE | | 0- 0 | 0- 0 | 0- 0 | | |
| 0- 0 | 0- 0 | | 0- 0 | HOME | | 0- 0 | 0- 0 | 0- 0 | | |
| 0- 0 | 0- 0 | | 0- 0 | AWAY | | 0- 0 | 0- 0 | 0- 0 | | |
| 0- 0 | 0- 0 | | 0- 0 | NEUTRAL | | 0- 0 | 0- 0 | 0- 0 | | |

| RPI 1-25 | | | | RPI 26-50 | | | | RPI 51-100 | | | | RPI 101+ | | | | Team's RPI : 275 | |
|---------------------------|---|----------|-------|-----------|---|-------------|-------|------------|-----|-------------|---------------|----------|-----|----------|---------------|------------------|----|
| RPI | S | Opponent | Score | RPI | S | Opponent | Score | RPI | S | Opponent | Score | RPI | S | Opponent | Score | | |
| | | | | | | | | 51 | A | Ohio | 60 | 100 | 140 | A | Miami (OH) | 44 | 60 |
| | | | | | | | | 66 | N | Florida St. | 45 | 62 | 185 | H | Saint Louis | 43 | 70 |
| | | | | | | | | | | | | | 231 | A | Akron | 54 | 63 |
| | | | | | | | | | | | | | 284 | N | West Virginia | 39 | 81 |
| | | | | | | | | | | | | | 328 | A | Western Mich. | 53 | 64 |
| LAST 12 Division I GAMES: | | | | | | | | | | | | | | | | | |
| | | | | 66 | N | Florida St. | 45 | 62 | 284 | N | West Virginia | 39 | 81 | | | | |
| | | | | 51 | A | Ohio | 60 | 100 | 231 | A | Akron | 54 | 63 | | | | |
| | | | | 140 | A | Miami (OH) | 44 | 60 | 328 | A | Western Mich. | 53 | 64 | | | | |
| | | | | 185 | H | Saint Louis | 43 | 70 | | | | | | | | | |

Non-Div I Games:

Eastern Ky.

| | | | | | | | | | | |
|------------------|----------|-----------------|-------------------|---------------|----------------------|---------------------------|------------|----------|-------------|---------------|
| Average RPI | Win: 241 | WON-LOST RECORD | WINNING PCT. RANK | LAST 10 GAMES | STRENGTH OF SCHEDULE | OPP. STRENGTH OF SCHEDULE | TEAM RPI | ADJ. RPI | CONF. RPI | ADJ CONF. RPI |
| Average RPI | Loss: 77 | | | | | | | | | |
| DIV. I ONLY | | 3- 2 | 128 | 0- 1 | 203 | 47 | 159 | 159 | 11 | 11 |
| DIV. I NON-CONF. | | 3- 2 | 128 | 0- 1 | 203 | 47 | 159 | 159 | 11 | 11 |
| ----- | | | | | | | | | | |
| TOTALS | RPI 1-25 | | RPI 26-50 | | W-L RECORDS | | RPI 51-100 | | RPI 101-150 | RPI 150+ |
| 3- 2 | 0- 1 | | 0- 0 | | OVERALL | | 0- 0 | | 0- 1 | 3- 0 |
| 3- 0 | 0- 0 | | 0- 0 | | HOME | | 0- 0 | | 0- 0 | 3- 0 |
| 0- 1 | 0- 0 | | 0- 0 | | AWAY | | 0- 0 | | 0- 1 | 0- 0 |
| 0- 1 | 0- 1 | | 0- 0 | | NEUTRAL | | 0- 0 | | 0- 0 | 0- 0 |
| 3- 2 | 0- 1 | | 0- 0 | | NON-CONFERENCE | | 0- 0 | | 0- 1 | 3- 0 |
| 3- 0 | 0- 0 | | 0- 0 | | HOME | | 0- 0 | | 0- 0 | 3- 0 |
| 0- 1 | 0- 0 | | 0- 0 | | AWAY | | 0- 0 | | 0- 1 | 0- 0 |
| 0- 1 | 0- 1 | | 0- 0 | | NEUTRAL | | 0- 0 | | 0- 0 | 0- 0 |
| 0- 0 | 0- 0 | | 0- 0 | | CONFERENCE | | 0- 0 | | 0- 0 | 0- 0 |
| 0- 0 | 0- 0 | | 0- 0 | | HOME | | 0- 0 | | 0- 0 | 0- 0 |
| 0- 0 | 0- 0 | | 0- 0 | | AWAY | | 0- 0 | | 0- 0 | 0- 0 |
| 0- 0 | 0- 0 | | 0- 0 | | NEUTRAL | | 0- 0 | | 0- 0 | 0- 0 |

| | | | | | | | | | | | | | | | |
|---------------------------|---|----------|-------|-----------|---|----------|-------|------------|---|---------------|-------|--------------------------|---|---------------|-------|
| RPI 1-25 | | | | RPI 26-50 | | | | RPI 51-100 | | | | RPI 101+ Team's RPI: 159 | | | |
| RPI | S | Opponent | Score | RPI | S | Opponent | Score | RPI | S | Opponent | Score | RPI | S | Opponent | Score |
| 4 | N | Iowa St. | 59 85 | | | | | | | | | 150 | A | Illinois | 66 72 |
| | | | | | | | | | | | | 213 | H | UIC | 52 38 |
| | | | | | | | | | | | | 239 | H | Cleveland St. | 69 63 |
| | | | | | | | | | | | | 270 | H | Illinois St. | 50 41 |
| ----- | | | | | | | | | | | | | | | |
| LAST 12 Division I GAMES: | | | | | | | | | | | | | | | |
| 150 | A | Illinois | 66 72 | 4 | N | Iowa St. | 59 85 | 270 | H | Illinois St. | 50 41 | | | | |
| 213 | H | UIC | 52 38 | | | | | 239 | H | Cleveland St. | 69 63 | | | | |

Non-Div I Games:

Eastern Mich.

| | | | | | | | | | | | | | | | | | | | |
|-----------------------|--|----------|--|-----------|--|----------------|--|-------------|--|---------------|--|----------|--|------|--|-------|--|-----------|--|
| Average RPI Win: 0 | | WON-LOST | | WINNING | | LAST 10 | | STRENGTH OF | | OPP. STRENGTH | | TEAM | | ADJ. | | CONF. | | ADJ CONF. | |
| Average RPI Loss: 138 | | RECORD | | PCT. RANK | | GAMES | | SCHEDULE | | OF SCHEDULE | | RPI | | RPI | | RPI | | RPI | |
| DIV. I ONLY | | 0- 5 | | 326 | | 0- 1 | | 36 | | 290 | | 262 | | 262 | | 10 | | 10 | |
| DIV. I NON-CONF. | | 0- 5 | | 326 | | 0- 1 | | 36 | | 290 | | 262 | | 262 | | 10 | | 10 | |
| TOTALS | | RPI 1-25 | | RPI 26-50 | | W-L RECORDS | | RPI 51-100 | | RPI 101-150 | | RPI 150+ | | | | | | | |
| 0- 5 | | 0- 1 | | 0- 0 | | OVERALL | | 0- 0 | | 0- 3 | | 0- 1 | | | | | | | |
| 0- 3 | | 0- 1 | | 0- 0 | | HOME | | 0- 0 | | 0- 2 | | 0- 0 | | | | | | | |
| 0- 2 | | 0- 0 | | 0- 0 | | AWAY | | 0- 0 | | 0- 1 | | 0- 1 | | | | | | | |
| 0- 0 | | 0- 0 | | 0- 0 | | NEUTRAL | | 0- 0 | | 0- 0 | | 0- 0 | | | | | | | |
| 0- 5 | | 0- 1 | | 0- 0 | | NON-CONFERENCE | | 0- 0 | | 0- 3 | | 0- 1 | | | | | | | |
| 0- 3 | | 0- 1 | | 0- 0 | | HOME | | 0- 0 | | 0- 2 | | 0- 0 | | | | | | | |
| 0- 2 | | 0- 0 | | 0- 0 | | AWAY | | 0- 0 | | 0- 1 | | 0- 1 | | | | | | | |
| 0- 0 | | 0- 0 | | 0- 0 | | NEUTRAL | | 0- 0 | | 0- 0 | | 0- 0 | | | | | | | |
| 0- 0 | | 0- 0 | | 0- 0 | | CONFERENCE | | 0- 0 | | 0- 0 | | 0- 0 | | | | | | | |
| 0- 0 | | 0- 0 | | 0- 0 | | HOME | | 0- 0 | | 0- 0 | | 0- 0 | | | | | | | |
| 0- 0 | | 0- 0 | | 0- 0 | | AWAY | | 0- 0 | | 0- 0 | | 0- 0 | | | | | | | |
| 0- 0 | | 0- 0 | | 0- 0 | | NEUTRAL | | 0- 0 | | 0- 0 | | 0- 0 | | | | | | | |

| | | | | | | | | | | | | | | | |
|---------------------------|---|----------|-------|-----------|---|------------|-------|------------|---|----------|-------|--------------------------|---|------------|-------|
| RPI 1-25 | | | | RPI 26-50 | | | | RPI 51-100 | | | | RPI 101+ Team's RPI: 262 | | | |
| RPI | S | Opponent | Score | RPI | S | Opponent | Score | RPI | S | Opponent | Score | RPI | S | Opponent | Score |
| 18 | H | Gonzaga | 51 63 | | | | | | | | | 113 | H | Fresno St. | 58 68 |
| | | | | | | | | | | | | 119 | A | BYU | 65 80 |
| | | | | | | | | | | | | 147 | H | Utah | 51 95 |
| | | | | | | | | | | | | 294 | A | Cal Poly | 55 59 |
| ----- | | | | | | | | | | | | | | | |
| LAST 12 Division I GAMES: | | | | | | | | | | | | | | | |
| 119 | A | BYU | 65 80 | 113 | H | Fresno St. | 58 68 | 294 | A | Cal Poly | 55 59 | 147 | H | Utah | 51 95 |
| 18 | H | Gonzaga | 51 63 | | | | | | | | | | | | |

Non-Div I Games: Eastern Ore. 66 45

Eastern Wash.

| | | | | | | | | | | |
|-------------------|-----|----------|-----------|---------|-------------|---------------|------|------|-------|-----------|
| Average RPI Win: | 324 | WON-LOST | WINNING | LAST 10 | STRENGTH OF | OPP. STRENGTH | TEAM | ADJ. | CONF. | ADJ CONF. |
| Average RPI Loss: | 270 | RECORD | PCT. RANK | GAMES | SCHEDULE | OF SCHEDULE | RPI | RPI | RPI | RPI |

| | | | | | | | | | |
|------------------|----------|-----------|----------------|------------|-------------|----------|-----|----|----|
| DIV. I ONLY | 1- 5 | 288 | 0- 1 | 344 | 324 | 345 | 345 | 16 | 16 |
| DIV. I NON-CONF. | 1- 5 | 288 | 0- 1 | 344 | 324 | 345 | 345 | 16 | 16 |
| TOTALS | RPI 1-25 | RPI 26-50 | W-L RECORDS | RPI 51-100 | RPI 101-150 | RPI 150+ | | | |
| 1- 5 | 0- 0 | 0- 0 | OVERALL | 0- 0 | 0- 0 | 1- 5 | | | |
| 0- 2 | 0- 0 | 0- 0 | HOME | 0- 0 | 0- 0 | 0- 2 | | | |
| 1- 3 | 0- 0 | 0- 0 | AWAY | 0- 0 | 0- 0 | 1- 3 | | | |
| 0- 0 | 0- 0 | 0- 0 | NEUTRAL | 0- 0 | 0- 0 | 0- 0 | | | |
| 1- 5 | 0- 0 | 0- 0 | NON-CONFERENCE | 0- 0 | 0- 0 | 1- 5 | | | |
| 0- 2 | 0- 0 | 0- 0 | HOME | 0- 0 | 0- 0 | 0- 2 | | | |
| 1- 3 | 0- 0 | 0- 0 | AWAY | 0- 0 | 0- 0 | 1- 3 | | | |
| 0- 0 | 0- 0 | 0- 0 | NEUTRAL | 0- 0 | 0- 0 | 0- 0 | | | |
| 0- 0 | 0- 0 | 0- 0 | CONFERENCE | 0- 0 | 0- 0 | 0- 0 | | | |
| 0- 0 | 0- 0 | 0- 0 | HOME | 0- 0 | 0- 0 | 0- 0 | | | |
| 0- 0 | 0- 0 | 0- 0 | AWAY | 0- 0 | 0- 0 | 0- 0 | | | |
| 0- 0 | 0- 0 | 0- 0 | NEUTRAL | 0- 0 | 0- 0 | 0- 0 | | | |

| | | | | |
|---------------------------|----------------------|-------------------------|-------------------------|-----------------|
| RPI 1-25 | RPI 26-50 | RPI 51-100 | RPI 101+ | Team's RPI: 345 |
| RPI S Opponent Score | RPI S Opponent Score | RPI S Opponent Score | RPI S Opponent Score | |
| | | | 193 H SIUE | 45 54 |
| | | | 206 A Morehead St. | 63 85 |
| | | | 308 A Murray St. | 53 81 |
| | | | 315 A Marshall | 65 72 |
| | | | 324 A Chicago St. | 67 58 |
| | | | 327 H Purdue Fort Wayne | 66 72 |
| | | | 193 H SIUE | 45 54 |
| LAST 12 Division I GAMES: | | | | |
| 324 A Chicago St. | 67 58 | 206 A Morehead St. | 63 85 | |
| 308 A Murray St. | 53 81 | 315 A Marshall | 65 72 | |
| | | 327 H Purdue Fort Wayne | 66 72 | |
| | | 193 H SIUE | 45 54 | |

Non-Div I Games:

Evansville

| | | | | | | | | | | |
|-------------------|----------|-----------|----------------|------------|-------------|---------------|------|------|-------|-----------|
| Average RPI Win: | 206 | WON-LOST | WINNING | LAST 10 | STRENGTH OF | OPP. STRENGTH | TEAM | ADJ. | CONF. | ADJ CONF. |
| Average RPI Loss: | 19 | RECORD | PCT. RANK | GAMES | SCHEDULE | OF SCHEDULE | RPI | RPI | RPI | RPI |
| DIV. I ONLY | 4- 2 | 100 | 1- 0 | 160 | 51 | 84 | 84 | 28 | 28 | |
| DIV. I NON-CONF. | 4- 2 | 100 | 1- 0 | 160 | 51 | 84 | 84 | 28 | 28 | |
| ----- | | | | | | | | | | |
| TOTALS | RPI 1-25 | RPI 26-50 | W-L RECORDS | RPI 51-100 | RPI 101-150 | RPI 150+ | | | | |
| 4- 2 | 0- 2 | 0- 0 | OVERALL | 0- 0 | 2- 0 | 2- 0 | | | | |
| 2- 0 | 0- 0 | 0- 0 | HOME | 0- 0 | 1- 0 | 1- 0 | | | | |
| 1- 1 | 0- 1 | 0- 0 | AWAY | 0- 0 | 0- 0 | 1- 0 | | | | |
| 1- 1 | 0- 1 | 0- 0 | NEUTRAL | 0- 0 | 1- 0 | 0- 0 | | | | |
| 4- 2 | 0- 2 | 0- 0 | NON-CONFERENCE | 0- 0 | 2- 0 | 2- 0 | | | | |
| 2- 0 | 0- 0 | 0- 0 | HOME | 0- 0 | 1- 0 | 1- 0 | | | | |
| 1- 1 | 0- 1 | 0- 0 | AWAY | 0- 0 | 0- 0 | 1- 0 | | | | |
| 1- 1 | 0- 1 | 0- 0 | NEUTRAL | 0- 0 | 1- 0 | 0- 0 | | | | |
| 0- 0 | 0- 0 | 0- 0 | CONFERENCE | 0- 0 | 0- 0 | 0- 0 | | | | |
| 0- 0 | 0- 0 | 0- 0 | HOME | 0- 0 | 0- 0 | 0- 0 | | | | |
| 0- 0 | 0- 0 | 0- 0 | AWAY | 0- 0 | 0- 0 | 0- 0 | | | | |
| 0- 0 | 0- 0 | 0- 0 | NEUTRAL | 0- 0 | 0- 0 | 0- 0 | | | | |

| RPI | S | Opponent | Score |
|-----|---|------------------|-------|
| 13 | A | South Dakota St. | 62 80 |
| 25 | N | Stanford | 65 88 |

| RPI | S | Opponent | Score |
|-----|---|----------|-------|
|-----|---|----------|-------|

| RPI | S | Opponent | Score |
|-----|---|----------|-------|
|-----|---|----------|-------|

| RPI | S | Opponent | Score |
|-----|---|----------|--------|
| 104 | N | American | 90 71 |
| 129 | H | Houston | 76 71 |
| 281 | A | Hawaii | 73 67 |
| 311 | H | FIU | 100 58 |

LAST 12 Division I GAMES:

| | | | | | | | | | |
|-----|---|----------|----|----|-----|---|------------------|-----|----|
| 129 | H | Houston | 76 | 71 | 311 | H | FIU | 100 | 58 |
| 104 | N | American | 90 | 71 | 13 | A | South Dakota St. | 62 | 80 |
| 281 | A | Hawaii | 73 | 67 | | | | | |
| 25 | N | Stanford | 65 | 88 | | | | | |

Non-Div I Games: Fla. Memorial 99 68

FGCU

| | | | | | | | | | | |
|-------------------|----------|-----------|----------------|------------|-------------|---------------|------|------|-------|-----------|
| Average RPI Win: | 338 | WON-LOST | WINNING | LAST 10 | STRENGTH OF | OPP. STRENGTH | TEAM | ADJ. | CONF. | ADJ CONF. |
| Average RPI Loss: | 132 | RECORD | PCT. RANK | GAMES | SCHEDULE | OF SCHEDULE | RPI | RPI | RPI | RPI |
| DIV. I ONLY | 2- 5 | 246 | 0- 1 | 243 | 274 | 311 | 311 | 17 | 17 | |
| DIV. I NON-CONF. | 2- 5 | 246 | 0- 1 | 243 | 274 | 311 | 311 | 17 | 17 | |
| ----- | | | | | | | | | | |
| TOTALS | RPI 1-25 | RPI 26-50 | W-L RECORDS | RPI 51-100 | RPI 101-150 | RPI 150+ | | | | |
| 2- 5 | 0- 1 | 0- 0 | OVERALL | 0- 1 | 0- 0 | 2- 3 | | | | |
| 2- 3 | 0- 1 | 0- 0 | HOME | 0- 0 | 0- 0 | 2- 2 | | | | |
| 0- 2 | 0- 0 | 0- 0 | AWAY | 0- 1 | 0- 0 | 0- 1 | | | | |
| 0- 0 | 0- 0 | 0- 0 | NEUTRAL | 0- 0 | 0- 0 | 0- 0 | | | | |
| 2- 5 | 0- 1 | 0- 0 | NON-CONFERENCE | 0- 1 | 0- 0 | 2- 3 | | | | |
| 2- 3 | 0- 1 | 0- 0 | HOME | 0- 0 | 0- 0 | 2- 2 | | | | |
| 0- 2 | 0- 0 | 0- 0 | AWAY | 0- 1 | 0- 0 | 0- 1 | | | | |
| 0- 0 | 0- 0 | 0- 0 | NEUTRAL | 0- 0 | 0- 0 | 0- 0 | | | | |
| 0- 0 | 0- 0 | 0- 0 | CONFERENCE | 0- 0 | 0- 0 | 0- 0 | | | | |
| 0- 0 | 0- 0 | 0- 0 | HOME | 0- 0 | 0- 0 | 0- 0 | | | | |
| 0- 0 | 0- 0 | 0- 0 | AWAY | 0- 0 | 0- 0 | 0- 0 | | | | |
| 0- 0 | 0- 0 | 0- 0 | NEUTRAL | 0- 0 | 0- 0 | 0- 0 | | | | |

| RPI 1-25 | | | | RPI 26-50 | | | | RPI 51-100 | | | | RPI 101+ Team's RPI: 311 | | | |
|------------------------------|---|-------------|-------|-----------|---|--------------|--------|------------|---|-----------------|--------|--------------------------|---|-----------------|-------|
| RPI | S | Opponent | Score | RPI | S | Opponent | Score | RPI | S | Opponent | Score | RPI | S | Opponent | Score |
| 12 | H | Mi ami (FL) | 43 94 | | | | | 84 | A | FGCU | 58 100 | 178 | H | Georgi a St. | 61 67 |
| | | | | | | | | | | | | 184 | H | Campbel I | 54 59 |
| | | | | | | | | | | | | 204 | A | Bethune-Cookman | 57 68 |
| | | | | | | | | | | | | 335 | H | Fl ori da A&M | 77 54 |
| | | | | | | | | | | | | 341 | H | Morgan St. | 59 50 |
| ----- | | | | | | | | | | | | | | | |
| LAST 12 Di vi si on I GAMES: | | | | | | | | | | | | | | | |
| | | | | 84 | A | FGCU | 58 100 | 184 | H | Campbel I | 54 59 | | | | |
| | | | | 178 | H | Georgi a St. | 61 67 | 341 | H | Morgan St. | 59 50 | | | | |
| | | | | 12 | H | Mi ami (FL) | 43 94 | 335 | H | Fl ori da A&M | 77 54 | | | | |
| | | | | | | | | 204 | A | Bethune-Cookman | 57 68 | | | | |

Non-Div I Games: Palm Beach Atl. 63 66

| | | | | | | | | | | | |
|------------------|----------|------|-----------|-----------|----------------|-------------|---------------|-------------|------|----------|-----------|
| Average RPI | Win: | 329 | WON-LOST | WINNING | LAST 10 | STRENGTH OF | OPP. STRENGTH | TEAM | ADJ. | CONF. | ADJ CONF. |
| Average RPI | Loss: | 129 | RECORD | PCT. RANK | GAMES | SCHEDULE | OF SCHEDULE | RPI | RPI | RPI | RPI |
| DIV. I ONLY | | 2- 5 | | 246 | 0- 1 | 225 | 224 | 274 | 274 | 25 | 25 |
| DIV. I NON-CONF. | | 2- 5 | | 246 | 0- 1 | 225 | 224 | 274 | 274 | 25 | 25 |
| <hr/> | | | | | | | | | | | |
| TOTALS | RPI 1-25 | | RPI 26-50 | | W-L RECORDS | RPI 51-100 | | RPI 101-150 | | RPI 150+ | |
| 2- 5 | 0- 0 | | 0- 2 | | OVERALL | 0- 0 | | 0- 0 | | 2- 3 | |
| 1- 1 | 0- 0 | | 0- 0 | | HOME | 0- 0 | | 0- 0 | | 1- 1 | |
| 1- 2 | 0- 0 | | 0- 1 | | AWAY | 0- 0 | | 0- 0 | | 1- 1 | |
| 0- 2 | 0- 0 | | 0- 1 | | NEUTRAL | 0- 0 | | 0- 0 | | 0- 1 | |
| 2- 5 | 0- 0 | | 0- 2 | | NON-CONFERENCE | 0- 0 | | 0- 0 | | 2- 3 | |
| 1- 1 | 0- 0 | | 0- 0 | | HOME | 0- 0 | | 0- 0 | | 1- 1 | |
| 1- 2 | 0- 0 | | 0- 1 | | AWAY | 0- 0 | | 0- 0 | | 1- 1 | |
| 0- 2 | 0- 0 | | 0- 1 | | NEUTRAL | 0- 0 | | 0- 0 | | 0- 1 | |
| 0- 0 | 0- 0 | | 0- 0 | | CONFERENCE | 0- 0 | | 0- 0 | | 0- 0 | |
| 0- 0 | 0- 0 | | 0- 0 | | HOME | 0- 0 | | 0- 0 | | 0- 0 | |
| 0- 0 | 0- 0 | | 0- 0 | | AWAY | 0- 0 | | 0- 0 | | 0- 0 | |
| 0- 0 | 0- 0 | | 0- 0 | | NEUTRAL | 0- 0 | | 0- 0 | | 0- 0 | |

| RPI 1-25 | | | | RPI 26-50 | | | | RPI 51-100 | | | | RPI 101+ Team's RPI: 274 | | | |
|---------------------------|---|----------|-------|-----------|---|----------------|-------|------------|---|--------------|-------|--------------------------|---|----------------|-------|
| RPI | S | Opponent | Score | RPI | S | Opponent | Score | RPI | S | Opponent | Score | RPI | S | Opponent | Score |
| | | | | 37 | N | Bucknell | 54 77 | | | | | 170 | N | Massachusetts | 49 59 |
| | | | | 40 | A | Xavier | 35 48 | | | | | 174 | H | William & Mary | 54 60 |
| | | | | | | | | | | | | 223 | A | Brown | 49 68 |
| | | | | | | | | | | | | 309 | A | Richmond | 58 40 |
| | | | | | | | | | | | | 348 | H | LIU Brooklyn | 71 43 |
| <hr/> | | | | | | | | | | | | | | | |
| LAST 12 Division I GAMES: | | | | | | | | | | | | | | | |
| | | | | 174 | H | William & Mary | 54 60 | 223 | A | Brown | 49 68 | | | | |
| | | | | 170 | N | Massachusetts | 49 59 | 40 | A | Xavier | 35 48 | | | | |
| | | | | 37 | N | Bucknell | 54 77 | 348 | H | LIU Brooklyn | 71 43 | | | | |
| | | | | | | | | 309 | A | Richmond | 58 40 | | | | |

Non-Div I Games:

Fairfield

| | | | | | | | | | | |
|-------------------|----------|-----------|----------------|------------|-------------|---------------|------|------|-------|-----------|
| Average RPI Win: | 342 | WON-LOST | WINNING | LAST 10 | STRENGTH OF | OPP. STRENGTH | TEAM | ADJ. | CONF. | ADJ CONF. |
| Average RPI Loss: | 249 | RECORD | PCT. RANK | GAMES | SCHEDULE | OF SCHEDULE | RPI | RPI | RPI | RPI |
| DIV. I ONLY | 1- 5 | 288 | 0- 1 | 297 | 345 | 339 | 339 | 31 | 31 | |
| DIV. I NON-CONF. | 1- 5 | 288 | 0- 1 | 297 | 345 | 339 | 339 | 31 | 31 | |
| ----- | | | | | | | | | | |
| TOTALS | RPI 1-25 | RPI 26-50 | W-L RECORDS | RPI 51-100 | RPI 101-150 | RPI 150+ | | | | |
| 1- 5 | 0- 0 | 0- 0 | OVERALL | 0- 0 | 0- 1 | 1- 4 | | | | |
| 1- 2 | 0- 0 | 0- 0 | HOME | 0- 0 | 0- 0 | 1- 2 | | | | |
| 0- 3 | 0- 0 | 0- 0 | AWAY | 0- 0 | 0- 1 | 0- 2 | | | | |
| 0- 0 | 0- 0 | 0- 0 | NEUTRAL | 0- 0 | 0- 0 | 0- 0 | | | | |
| 1- 5 | 0- 0 | 0- 0 | NON-CONFERENCE | 0- 0 | 0- 1 | 1- 4 | | | | |
| 1- 2 | 0- 0 | 0- 0 | HOME | 0- 0 | 0- 0 | 1- 2 | | | | |
| 0- 3 | 0- 0 | 0- 0 | AWAY | 0- 0 | 0- 1 | 0- 2 | | | | |
| 0- 0 | 0- 0 | 0- 0 | NEUTRAL | 0- 0 | 0- 0 | 0- 0 | | | | |
| 0- 0 | 0- 0 | 0- 0 | CONFERENCE | 0- 0 | 0- 0 | 0- 0 | | | | |
| 0- 0 | 0- 0 | 0- 0 | HOME | 0- 0 | 0- 0 | 0- 0 | | | | |
| 0- 0 | 0- 0 | 0- 0 | AWAY | 0- 0 | 0- 0 | 0- 0 | | | | |
| 0- 0 | 0- 0 | 0- 0 | NEUTRAL | 0- 0 | 0- 0 | 0- 0 | | | | |

| RPI | S | Opponent | Score | RPI | S | Opponent | Score | RPI | S | Opponent | Score | RPI | S | Opponent | Score | Team's RPI: 339 |
|---------------------------|---|----------|-------|-----|---|----------|-------|-----|---|----------|-------|-----|---|------------|-------|-----------------|
| | | | | | | | | | | | | 125 | A | Air Force | 37 | 85 |
| | | | | | | | | | | | | 233 | A | Binghamton | 54 | 73 |
| | | | | | | | | | | | | 263 | H | Howard | 58 | 79 |
| | | | | | | | | | | | | 304 | H | Lafayette | 57 | 63 |
| | | | | | | | | | | | | 318 | A | Colgate | 52 | 71 |
| | | | | | | | | | | | | 342 | H | NJIT | 64 | 43 |
| ----- | | | | | | | | | | | | | | | | |
| LAST 12 Division I GAMES: | | | | | | | | | | | | | | | | |
| | | | | | | | | | | | | 263 | H | Howard | 58 | 79 |
| | | | | | | | | | | | | 342 | H | NJIT | 64 | 43 |
| | | | | | | | | | | | | 125 | A | Air Force | 37 | 85 |
| | | | | | | | | | | | | 304 | H | Lafayette | 57 | 63 |
| | | | | | | | | | | | | 318 | A | Colgate | 52 | 71 |
| | | | | | | | | | | | | 233 | A | Binghamton | 54 | 73 |

Non-Div I Games: Rutgers-Newark 97 51

Fairleigh Dickinson

| | | | | | | | | | | |
|-------------------|----------|-----------|----------------|------------|-------------|---------------|------|------|-------|-----------|
| Average RPI Win: | 290 | WON-LOST | WINNING | LAST 10 | STRENGTH OF | OPP. STRENGTH | TEAM | ADJ. | CONF. | ADJ CONF. |
| Average RPI Loss: | 142 | RECORD | PCT. RANK | GAMES | SCHEDULE | OF SCHEDULE | RPI | RPI | RPI | RPI |
| DIV. I ONLY | 3- 5 | 216 | 0- 1 | 156 | 264 | 236 | 236 | 17 | 17 | |
| DIV. I NON-CONF. | 3- 5 | 216 | 0- 1 | 156 | 264 | 236 | 236 | 17 | 17 | |
| ----- | | | | | | | | | | |
| TOTALS | RPI 1-25 | RPI 26-50 | W-L RECORDS | RPI 51-100 | RPI 101-150 | RPI 150+ | | | | |
| 3- 5 | 0- 0 | 0- 1 | OVERALL | 0- 0 | 0- 1 | 3- 3 | | | | |
| 2- 3 | 0- 0 | 0- 0 | HOME | 0- 0 | 0- 1 | 2- 2 | | | | |
| 1- 2 | 0- 0 | 0- 1 | AWAY | 0- 0 | 0- 0 | 1- 1 | | | | |
| 0- 0 | 0- 0 | 0- 0 | NEUTRAL | 0- 0 | 0- 0 | 0- 0 | | | | |
| 3- 5 | 0- 0 | 0- 1 | NON-CONFERENCE | 0- 0 | 0- 1 | 3- 3 | | | | |
| 2- 3 | 0- 0 | 0- 0 | HOME | 0- 0 | 0- 1 | 2- 2 | | | | |
| 1- 2 | 0- 0 | 0- 1 | AWAY | 0- 0 | 0- 0 | 1- 1 | | | | |
| 0- 0 | 0- 0 | 0- 0 | NEUTRAL | 0- 0 | 0- 0 | 0- 0 | | | | |
| 0- 0 | 0- 0 | 0- 0 | CONFERENCE | 0- 0 | 0- 0 | 0- 0 | | | | |
| 0- 0 | 0- 0 | 0- 0 | HOME | 0- 0 | 0- 0 | 0- 0 | | | | |
| 0- 0 | 0- 0 | 0- 0 | AWAY | 0- 0 | 0- 0 | 0- 0 | | | | |
| 0- 0 | 0- 0 | 0- 0 | NEUTRAL | 0- 0 | 0- 0 | 0- 0 | | | | |

| RPI 1-25 | | | | RPI 26-50 | | | | RPI 51-100 | | | | RPI 101+ Team's RPI: 236 | | | |
|---------------------------|---|----------|-------|-----------|---|----------|-------|------------|---|-------------|-------|--------------------------|---|-------------|-------|
| RPI | S | Opponent | Score | RPI | S | Opponent | Score | RPI | S | Opponent | Score | RPI | S | Opponent | Score |
| | | | | 26 | A | Tulane | 45 88 | | | | | 103 | H | Bradley | 59 80 |
| | | | | | | | | | | | | 178 | H | Georgia St. | 59 75 |
| | | | | | | | | | | | | 186 | A | Little Rock | 38 61 |
| | | | | | | | | | | | | 215 | H | Hampton | 68 72 |
| | | | | | | | | | | | | 256 | A | Siena | 70 66 |
| | | | | | | | | | | | | 304 | H | Lafayette | 53 49 |
| | | | | | | | | | | | | 309 | H | Richmond | 69 55 |
| LAST 12 Division I GAMES: | | | | | | | | | | | | | | | |
| | | | | 103 | H | Bradley | 59 80 | 26 | A | Tulane | 45 88 | | | | |
| | | | | 256 | A | Siena | 70 66 | 304 | H | Lafayette | 53 49 | | | | |
| | | | | | | | | 309 | H | Richmond | 69 55 | | | | |
| | | | | | | | | 186 | A | Little Rock | 38 61 | | | | |
| | | | | | | | | 178 | H | Georgia St. | 59 75 | | | | |
| | | | | | | | | 215 | H | Hampton | 68 72 | | | | |

Non-Div I Games:

Fla. Atlantic

F
l
o
r
i
d
a

| | | | | | | | | | | | | | | | |
|---------------------------|-------|--------------|-------|-------------------------------|-----------|----------------|-------------|---------------|------|-------------|-------|-----------|-----------------|--------------|-------|
| Florida | | | | Through Games Of Dec. 4, 2018 | | | | | | | | | | | |
| Average RPI | Win: | 192 | | WON-LOST | WINNING | LAST 10 | STRENGTH OF | OPP. STRENGTH | TEAM | ADJ. | CONF. | ADJ CONF. | | | |
| Average RPI | Loss: | 112 | | RECORD | PCT. RANK | GAMES | SCHEDULE | OF SCHEDULE | RPI | RPI | RPI | RPI | | | |
| DIV. I ONLY | | | | 1- 6 | 303 | 1- 0 | 10 | 285 | 172 | 172 | 6 | 6 | | | |
| DIV. I NON-CONF. | | | | 1- 6 | 303 | 1- 0 | 10 | 285 | 172 | 172 | 6 | 6 | | | |
| ----- | | | | | | | | | | | | | | | |
| TOTALS | | RPI 1-25 | | RPI 26-50 | | W-L RECORDS | | RPI 51-100 | | RPI 101-150 | | RPI 150+ | | | |
| 1- 6 | | 0- 0 | | 0- 2 | | OVERALL | | 0- 2 | | 0- 0 | | 1- 2 | | | |
| 1- 3 | | 0- 0 | | 0- 1 | | HOME | | 0- 1 | | 0- 0 | | 1- 1 | | | |
| 0- 3 | | 0- 0 | | 0- 1 | | AWAY | | 0- 1 | | 0- 0 | | 0- 1 | | | |
| 0- 0 | | 0- 0 | | 0- 0 | | NEUTRAL | | 0- 0 | | 0- 0 | | 0- 0 | | | |
| 1- 6 | | 0- 0 | | 0- 2 | | NON-CONFERENCE | | 0- 2 | | 0- 0 | | 1- 2 | | | |
| 1- 3 | | 0- 0 | | 0- 1 | | HOME | | 0- 1 | | 0- 0 | | 1- 1 | | | |
| 0- 3 | | 0- 0 | | 0- 1 | | AWAY | | 0- 1 | | 0- 0 | | 0- 1 | | | |
| 0- 0 | | 0- 0 | | 0- 0 | | NEUTRAL | | 0- 0 | | 0- 0 | | 0- 0 | | | |
| 0- 0 | | 0- 0 | | 0- 0 | | CONFERENCE | | 0- 0 | | 0- 0 | | 0- 0 | | | |
| 0- 0 | | 0- 0 | | 0- 0 | | HOME | | 0- 0 | | 0- 0 | | 0- 0 | | | |
| 0- 0 | | 0- 0 | | 0- 0 | | AWAY | | 0- 0 | | 0- 0 | | 0- 0 | | | |
| 0- 0 | | 0- 0 | | 0- 0 | | NEUTRAL | | 0- 0 | | 0- 0 | | 0- 0 | | | |
| ----- | | | | | | | | | | | | | | | |
| RPI 1-25 | | | | RPI 26-50 | | | | RPI 51-100 | | | | RPI 101+ | Team's RPI: 172 | | |
| RPI | S | Opponent | Score | RPI | S | Opponent | Score | RPI | S | Opponent | Score | RPI | S | Opponent | Score |
| 27 | H | Northeastern | 66 79 | 63 | H | Northwestern | 74 83 | 192 | H | Texas Tech | 72 67 | | | | |
| 34 | A | Indiana | 64 83 | 66 | A | Florida St. | 56 63 | 211 | A | Mercer | 82 92 | | | | |
| | | | | | | | | | | | | 273 | H | Gardner-Webb | 58 60 |
| ----- | | | | | | | | | | | | | | | |
| LAST 12 Division I GAMES: | | | | | | | | | | | | | | | |
| 192 | H | Texas Tech | 72 67 | 273 | H | Gardner-Webb | 58 60 | | | | | | | | |
| 27 | H | Northeastern | 66 79 | | | | | | | | | | | | |
| 34 | A | Indiana | 64 83 | | | | | | | | | | | | |
| 63 | H | Northwestern | 74 83 | | | | | | | | | | | | |
| 211 | A | Mercer | 82 92 | | | | | | | | | | | | |
| 66 | A | Florida St. | 56 63 | | | | | | | | | | | | |

F
l
o
r
i
d
a

Non-Div I Games:

Florida

| | | | | | | | | | | |
|------------------|-----------|-----------|----------------|------------|-------------|---------------|------|------|-------|-----------|
| Average RPI | Win: 0 | WON-LOST | WINNING | LAST 10 | STRENGTH OF | OPP. STRENGTH | TEAM | ADJ. | CONF. | ADJ CONF. |
| Average RPI | Loss: 220 | RECORD | PCT. RANK | GAMES | SCHEDULE | OF SCHEDULE | RPI | RPI | RPI | RPI |
| DIV. I ONLY | 0- 5 | 326 | 0- 1 | 240 | 296 | 335 | 335 | 32 | 32 | |
| DIV. I NON-CONF. | 0- 5 | 326 | 0- 1 | 240 | 296 | 335 | 335 | 32 | 32 | |
| ----- | | | | | | | | | | |
| TOTALS | RPI 1-25 | RPI 26-50 | W-L RECORDS | RPI 51-100 | RPI 101-150 | RPI 150+ | | | | |
| 0- 5 | 0- 1 | 0- 0 | OVERALL | 0- 0 | 0- 0 | 0- 4 | | | | |
| 0- 1 | 0- 0 | 0- 0 | HOME | 0- 0 | 0- 0 | 0- 1 | | | | |
| 0- 3 | 0- 1 | 0- 0 | AWAY | 0- 0 | 0- 0 | 0- 2 | | | | |
| 0- 1 | 0- 0 | 0- 0 | NEUTRAL | 0- 0 | 0- 0 | 0- 1 | | | | |
| 0- 5 | 0- 1 | 0- 0 | NON-CONFERENCE | 0- 0 | 0- 0 | 0- 4 | | | | |
| 0- 1 | 0- 0 | 0- 0 | HOME | 0- 0 | 0- 0 | 0- 1 | | | | |
| 0- 3 | 0- 1 | 0- 0 | AWAY | 0- 0 | 0- 0 | 0- 2 | | | | |
| 0- 1 | 0- 0 | 0- 0 | NEUTRAL | 0- 0 | 0- 0 | 0- 1 | | | | |
| 0- 0 | 0- 0 | 0- 0 | CONFERENCE | 0- 0 | 0- 0 | 0- 0 | | | | |
| 0- 0 | 0- 0 | 0- 0 | HOME | 0- 0 | 0- 0 | 0- 0 | | | | |
| 0- 0 | 0- 0 | 0- 0 | AWAY | 0- 0 | 0- 0 | 0- 0 | | | | |
| 0- 0 | 0- 0 | 0- 0 | NEUTRAL | 0- 0 | 0- 0 | 0- 0 | | | | |

| RPI 1-25 | | | | RPI 26-50 | | | | RPI 51-100 | | | | RPI 101+ Team's RPI: 335 | | | |
|---------------------------|---|-----------|-------|-----------|---|----------|-------|------------|---|------------------|-------|--------------------------|---|------------------|-------|
| RPI | S | Opponent | Score | RPI | S | Opponent | Score | RPI | S | Opponent | Score | RPI | S | Opponent | Score |
| 9 | A | Tennessee | 31 96 | | | | | | | | | 243 | H | Jacksonville St. | 31 62 |
| | | | | | | | | | | | | 265 | A | North Florida | 53 64 |
| | | | | | | | | | | | | 272 | N | Omaha | 50 57 |
| | | | | | | | | | | | | 311 | A | FIU | 54 77 |
| ----- | | | | | | | | | | | | | | | |
| LAST 12 Division I GAMES: | | | | | | | | | | | | | | | |
| | | | | | | | | 272 | N | Omaha | 50 57 | | | | |
| | | | | | | | | 311 | A | FIU | 54 77 | | | | |
| | | | | | | | | 9 | A | Tennessee | 31 96 | | | | |
| | | | | | | | | 265 | A | North Florida | 53 64 | | | | |
| | | | | | | | | 243 | H | Jacksonville St. | 31 62 | | | | |

Non-Div I Games: Edward Waters 70 64

Florida A&M

| | | | | | | | | | | |
|-------------------|----------|-----------|----------------|------------|-------------|---------------|------|------|-------|-----------|
| Average RPI Win: | 188 | WON-LOST | WINNING | LAST 10 | STRENGTH OF | OPP. STRENGTH | TEAM | ADJ. | CONF. | ADJ CONF. |
| Average RPI Loss: | 29 | RECORD | PCT. RANK | GAMES | SCHEDULE | OF SCHEDULE | RPI | RPI | RPI | RPI |
| DIV. I ONLY | 7- 1 | 25 | 1- 0 | 174 | 67 | 66 | 66 | 1 | 1 | |
| DIV. I NON-CONF. | 7- 1 | 25 | 1- 0 | 174 | 67 | 66 | 66 | 1 | 1 | |
| ----- | | | | | | | | | | |
| TOTALS | RPI 1-25 | RPI 26-50 | W-L RECORDS | RPI 51-100 | RPI 101-150 | RPI 150+ | | | | |
| 7- 1 | 0- 0 | 0- 1 | OVERALL | 2- 0 | 0- 0 | 5- 0 | | | | |
| 5- 1 | 0- 0 | 0- 1 | HOME | 1- 0 | 0- 0 | 4- 0 | | | | |
| 0- 0 | 0- 0 | 0- 0 | AWAY | 0- 0 | 0- 0 | 0- 0 | | | | |
| 2- 0 | 0- 0 | 0- 0 | NEUTRAL | 1- 0 | 0- 0 | 1- 0 | | | | |
| 7- 1 | 0- 0 | 0- 1 | NON-CONFERENCE | 2- 0 | 0- 0 | 5- 0 | | | | |
| 5- 1 | 0- 0 | 0- 1 | HOME | 1- 0 | 0- 0 | 4- 0 | | | | |
| 0- 0 | 0- 0 | 0- 0 | AWAY | 0- 0 | 0- 0 | 0- 0 | | | | |
| 2- 0 | 0- 0 | 0- 0 | NEUTRAL | 1- 0 | 0- 0 | 1- 0 | | | | |
| 0- 0 | 0- 0 | 0- 0 | CONFERENCE | 0- 0 | 0- 0 | 0- 0 | | | | |
| 0- 0 | 0- 0 | 0- 0 | HOME | 0- 0 | 0- 0 | 0- 0 | | | | |
| 0- 0 | 0- 0 | 0- 0 | AWAY | 0- 0 | 0- 0 | 0- 0 | | | | |
| 0- 0 | 0- 0 | 0- 0 | NEUTRAL | 0- 0 | 0- 0 | 0- 0 | | | | |

| RPI 1-25 | | | | RPI 26-50 | | | | RPI 51-100 | | | | RPI 101+ | | | |
|---------------------------|---|----------|-------|-----------|---|--------------|-------|------------|---|---------------|--------|----------|---|---------------|--------|
| RPI | S | Opponent | Score | RPI | S | Opponent | Score | RPI | S | Opponent | Score | RPI | S | Opponent | Score |
| | | | | 29 | H | LSU | 45 58 | 72 | H | Penn St. | 87 58 | 172 | H | Florida | 63 56 |
| | | | | | | | | 82 | N | Iowa | 71 67 | 199 | H | Troy | 103 67 |
| | | | | | | | | | | | | 249 | H | Jacksonville | 79 46 |
| | | | | | | | | | | | | 265 | H | North Florida | 74 53 |
| | | | | | | | | | | | | 275 | N | Eastern Ky. | 62 45 |
| LAST 12 Division I GAMES: | | | | | | | | | | | | | | | |
| | | | | 82 | N | Iowa | 71 67 | 265 | H | North Florida | 74 53 | | | | |
| | | | | 72 | H | Penn St. | 87 58 | 199 | H | Troy | 103 67 | | | | |
| | | | | 275 | N | Eastern Ky. | 62 45 | | | | | | | | |
| | | | | 29 | H | LSU | 45 58 | | | | | | | | |
| | | | | 249 | H | Jacksonville | 79 46 | | | | | | | | |
| | | | | 172 | H | Florida | 63 56 | | | | | | | | |

Non-Div I Games:

Florida St.

| | | | | | | | | | | | |
|----------------------|------|----------|-----------|----------------|-------------|------------|---------------|----------|------|-------|-----------|
| Average RPI Win: 199 | | WON-LOST | WINNING | LAST 10 | STRENGTH OF | | OPP. STRENGTH | TEAM | ADJ. | CONF. | ADJ CONF. |
| Average RPI Loss: 76 | | RECORD | PCT. RANK | GAMES | SCHEDULE | | OF SCHEDULE | RPI | RPI | RPI | RPI |
| DIV. I ONLY | | 5- 4 | 150 | 0- 1 | 62 | | 135 | 106 | 106 | 15 | 15 |
| DIV. I NON-CONF. | | 5- 4 | 150 | 0- 1 | 62 | | 135 | 106 | 106 | 15 | 15 |
| TOTALS | | RPI 1-25 | RPI 26-50 | W-L RECORDS | | RPI 51-100 | RPI 101-150 | RPI 150+ | | | |
| 5- 4 | 1- 0 | 0- 2 | | OVERALL | | 1- 1 | 0- 0 | 3- 1 | | | |
| 3- 1 | 1- 0 | 0- 0 | | HOME | | 0- 1 | 0- 0 | 2- 0 | | | |
| 0- 2 | 0- 0 | 0- 1 | | AWAY | | 0- 0 | 0- 0 | 0- 1 | | | |
| 2- 1 | 0- 0 | 0- 1 | | NEUTRAL | | 1- 0 | 0- 0 | 1- 0 | | | |
| 5- 4 | 1- 0 | 0- 2 | | NON-CONFERENCE | | 1- 1 | 0- 0 | 3- 1 | | | |
| 3- 1 | 1- 0 | 0- 0 | | HOME | | 0- 1 | 0- 0 | 2- 0 | | | |
| 0- 2 | 0- 0 | 0- 1 | | AWAY | | 0- 0 | 0- 0 | 0- 1 | | | |
| 2- 1 | 0- 0 | 0- 1 | | NEUTRAL | | 1- 0 | 0- 0 | 1- 0 | | | |
| 0- 0 | 0- 0 | 0- 0 | | CONFERENCE | | 0- 0 | 0- 0 | 0- 0 | | | |
| 0- 0 | 0- 0 | 0- 0 | | HOME | | 0- 0 | 0- 0 | 0- 0 | | | |
| 0- 0 | 0- 0 | 0- 0 | | AWAY | | 0- 0 | 0- 0 | 0- 0 | | | |
| 0- 0 | 0- 0 | 0- 0 | | NEUTRAL | | 0- 0 | 0- 0 | 0- 0 | | | |

[illegible]

Non-Div l Games:

Fordham

| | | | | | | | | | | |
|------------------|----------|-----------|----------------|------------|-------------|---------------|------|------|-------|-----------|
| Average RPI | Win: 240 | WON-LOST | WINNING | LAST 10 | STRENGTH OF | OPP. STRENGTH | TEAM | ADJ. | CONF. | ADJ CONF. |
| Average RPI | Loss: 88 | RECORD | PCT. RANK | GAMES | SCHEDULE | OF SCHEDULE | RPI | RPI | RPI | RPI |
| DIV. I ONLY | 4- 2 | 100 | 1- 0 | 183 | 200 | 113 | 113 | 9 | 9 | |
| DIV. I NON-CONF. | 4- 2 | 100 | 1- 0 | 183 | 200 | 113 | 113 | 9 | 9 | |
| ----- | | | | | | | | | | |
| TOTALS | RPI 1-25 | RPI 26-50 | W-L RECORDS | RPI 51-100 | RPI 101-150 | RPI 150+ | | | | |
| 4- 2 | 0- 0 | 0- 0 | OVERALL | 0- 1 | 0- 1 | 4- 0 | | | | |
| 3- 0 | 0- 0 | 0- 0 | HOME | 0- 0 | 0- 0 | 3- 0 | | | | |
| 1- 2 | 0- 0 | 0- 0 | AWAY | 0- 1 | 0- 1 | 1- 0 | | | | |
| 0- 0 | 0- 0 | 0- 0 | NEUTRAL | 0- 0 | 0- 0 | 0- 0 | | | | |
| 4- 2 | 0- 0 | 0- 0 | NON-CONFERENCE | 0- 1 | 0- 1 | 4- 0 | | | | |
| 3- 0 | 0- 0 | 0- 0 | HOME | 0- 0 | 0- 0 | 3- 0 | | | | |
| 1- 2 | 0- 0 | 0- 0 | AWAY | 0- 1 | 0- 1 | 1- 0 | | | | |
| 0- 0 | 0- 0 | 0- 0 | NEUTRAL | 0- 0 | 0- 0 | 0- 0 | | | | |
| 0- 0 | 0- 0 | 0- 0 | CONFERENCE | 0- 0 | 0- 0 | 0- 0 | | | | |
| 0- 0 | 0- 0 | 0- 0 | HOME | 0- 0 | 0- 0 | 0- 0 | | | | |
| 0- 0 | 0- 0 | 0- 0 | AWAY | 0- 0 | 0- 0 | 0- 0 | | | | |
| 0- 0 | 0- 0 | 0- 0 | NEUTRAL | 0- 0 | 0- 0 | 0- 0 | | | | |

| | | | | | | | | | | | | | | | |
|---------------------------|---|----------|-------|-----------|---|---------------|-------|------------|-----|-----------------------|-----------------------|--------------------------|----|-----------------|-------|
| RPI 1-25 | | | | RPI 26-50 | | | | RPI 51-100 | | | | RPI 101+ Team's RPI: 113 | | | |
| RPI | S | Opponent | Score | RPI | S | Opponent | Score | RPI | S | Opponent | Score | RPI | S | Opponent | Score |
| | | | | | | | | 62 | A | Southern Cal i fornia | 61 | 62 | | | |
| | | | | | | | | | | | | 114 | A | Northern Ari z. | 73 |
| | | | | | | | | | | | | 177 | H | Milwaukee | 65 |
| | | | | | | | | | | | | 225 | H | UT Ar lington | 70 |
| | | | | | | | | | | | | 262 | A | Eastern Wash. | 68 |
| | | | | | | | | | | | | 294 | H | Cal Poly | 76 |
| ----- | | | | | | | | | | | | | | | |
| LAST 12 Division I GAMES: | | | | | | | | | | | | | | | |
| | | | | 262 | A | Eastern Wash. | 68 | 58 | 62 | A | Southern Cal i fornia | 61 | 62 | | |
| | | | | | | | | | 225 | H | UT Ar lington | 70 | 61 | | |
| | | | | | | | | | 177 | H | Milwaukee | 65 | 48 | | |
| | | | | | | | | | 294 | H | Cal Poly | 76 | 58 | | |
| | | | | | | | | | 114 | A | Northern Ari z. | 73 | 86 | | |

Non-Div I Games:

Fresno St.

Average RPI Win: **265**
 Average RPI Loss: **145**

WON-LOST
RECORD

WINNING
PCT. RANK

LAST 10
GAMES

STRENGTH OF
SCHEDULE

OPP. STRENGTH
OF SCHEDULE

TEAM
RPI

ADJ.
RPI

CONF.
RPI

ADJ CONF.
RPI

| | | | | | | | | | |
|------------------|----------|-----------|----------------|------------|-------------|----------|-----|----|----|
| DIV. I ONLY | 3- 4 | 189 | 0- 1 | 181 | 258 | 202 | 202 | 27 | 27 |
| DIV. I NON-CONF. | 3- 4 | 189 | 0- 1 | 181 | 258 | 202 | 202 | 27 | 27 |
| TOTALS | RPI 1-25 | RPI 26-50 | W-L RECORDS | RPI 51-100 | RPI 101-150 | RPI 150+ | | | |
| 3- 4 | 0- 0 | 0- 1 | OVERALL | 0- 1 | 1- 0 | 2- 2 | | | |
| 2- 1 | 0- 0 | 0- 0 | HOME | 0- 1 | 1- 0 | 1- 0 | | | |
| 1- 3 | 0- 0 | 0- 1 | AWAY | 0- 0 | 0- 0 | 1- 2 | | | |
| 0- 0 | 0- 0 | 0- 0 | NEUTRAL | 0- 0 | 0- 0 | 0- 0 | | | |
| 3- 4 | 0- 0 | 0- 1 | NON-CONFERENCE | 0- 1 | 1- 0 | 2- 2 | | | |
| 2- 1 | 0- 0 | 0- 0 | HOME | 0- 1 | 1- 0 | 1- 0 | | | |
| 1- 3 | 0- 0 | 0- 1 | AWAY | 0- 0 | 0- 0 | 1- 2 | | | |
| 0- 0 | 0- 0 | 0- 0 | NEUTRAL | 0- 0 | 0- 0 | 0- 0 | | | |
| 0- 0 | 0- 0 | 0- 0 | CONFERENCE | 0- 0 | 0- 0 | 0- 0 | | | |
| 0- 0 | 0- 0 | 0- 0 | HOME | 0- 0 | 0- 0 | 0- 0 | | | |
| 0- 0 | 0- 0 | 0- 0 | AWAY | 0- 0 | 0- 0 | 0- 0 | | | |
| 0- 0 | 0- 0 | 0- 0 | NEUTRAL | 0- 0 | 0- 0 | 0- 0 | | | |

| RPI | S | Opponent | Score | RPI | S | Opponent | Score | RPI | S | Opponent | Score | RPI | S | Opponent | Score |
|---------------------------|---|--------------------|--------|-----|---|--------------|-------|-----|---|---------------|-------|-----|---|--------------------|-------|
| 45 | A | Mississippi St. | 41 106 | 98 | H | Middle Tenn. | 71 78 | 145 | H | UNC Asheville | 58 47 | 176 | A | Georgia | 38 61 |
| | | | | | | | | 261 | A | Kennesaw St. | 63 74 | 317 | A | Col. of Charleston | 70 67 |
| | | | | | | | | 332 | H | USC Upstate | 78 67 | | | | |
| LAST 12 Division I GAMES: | | | | | | | | | | | | | | | |
| 145 | H | UNC Asheville | 58 47 | 176 | A | Georgia | 38 61 | | | | | | | | |
| 317 | A | Col. of Charleston | 70 67 | | | | | | | | | | | | |
| 45 | A | Mississippi St. | 41 106 | | | | | | | | | | | | |
| 332 | H | USC Upstate | 78 67 | | | | | | | | | | | | |
| 261 | A | Kennesaw St. | 63 74 | | | | | | | | | | | | |
| 98 | H | Middle Tenn. | 71 78 | | | | | | | | | | | | |

Furman

Furman

Non-Div I Games: Coker

71 42

Furman

Loss, Non-Conf, S Site, H Home A Away N Neutral

| | | | | | | | | | | |
|-------------------|----------|-----------|----------------|------------|-------------|---------------|------|------|-------|-----------|
| Average RPI Win: | 278 | WON-LOST | WINNING | LAST 10 | STRENGTH OF | OPP. STRENGTH | TEAM | ADJ. | CONF. | ADJ CONF. |
| Average RPI Loss: | 158 | RECORD | PCT. RANK | GAMES | SCHEDULE | OF SCHEDULE | RPI | RPI | RPI | RPI |
| DIV. I ONLY | 2- 5 | 246 | 0- 1 | 155 | 332 | 258 | 258 | 21 | 21 | |
| DIV. I NON-CONF. | 2- 5 | 246 | 0- 1 | 155 | 332 | 258 | 258 | 21 | 21 | |
| ----- | | | | | | | | | | |
| TOTALS | RPI 1-25 | RPI 26-50 | W-L RECORDS | RPI 51-100 | RPI 101-150 | RPI 150+ | | | | |
| 2- 5 | 0- 0 | 0- 1 | OVERALL | 0- 1 | 0- 0 | 2- 3 | | | | |
| 1- 2 | 0- 0 | 0- 0 | HOME | 0- 0 | 0- 0 | 1- 2 | | | | |
| 1- 3 | 0- 0 | 0- 1 | AWAY | 0- 1 | 0- 0 | 1- 1 | | | | |
| 0- 0 | 0- 0 | 0- 0 | NEUTRAL | 0- 0 | 0- 0 | 0- 0 | | | | |
| 2- 5 | 0- 0 | 0- 1 | NON-CONFERENCE | 0- 1 | 0- 0 | 2- 3 | | | | |
| 1- 2 | 0- 0 | 0- 0 | HOME | 0- 0 | 0- 0 | 1- 2 | | | | |
| 1- 3 | 0- 0 | 0- 1 | AWAY | 0- 1 | 0- 0 | 1- 1 | | | | |
| 0- 0 | 0- 0 | 0- 0 | NEUTRAL | 0- 0 | 0- 0 | 0- 0 | | | | |
| 0- 0 | 0- 0 | 0- 0 | CONFERENCE | 0- 0 | 0- 0 | 0- 0 | | | | |
| 0- 0 | 0- 0 | 0- 0 | HOME | 0- 0 | 0- 0 | 0- 0 | | | | |
| 0- 0 | 0- 0 | 0- 0 | AWAY | 0- 0 | 0- 0 | 0- 0 | | | | |
| 0- 0 | 0- 0 | 0- 0 | NEUTRAL | 0- 0 | 0- 0 | 0- 0 | | | | |

| RPI 1-25 | | | | RPI 26-50 | | | | RPI 51-100 | | | | RPI 101+ Team's RPI: 258 | | | |
|---------------------------|---|----------|-------|-----------|---|---------------|-------|------------|---|-----------------|-------|--------------------------|---|-----------------|-------|
| RPI | S | Opponent | Score | RPI | S | Opponent | Score | RPI | S | Opponent | Score | RPI | S | Opponent | Score |
| | | | | 48 | A | Virginia Tech | 49 78 | 74 | A | Stony Brook | 43 72 | 198 | H | Wofford | 65 81 |
| | | | | | | | | | | | | 204 | H | Bethune-Cookman | 77 76 |
| | | | | | | | | | | | | 211 | H | Mercer | 72 79 |
| | | | | | | | | | | | | 261 | A | Kennesaw St. | 59 78 |
| | | | | | | | | | | | | 351 | A | Savannah St. | 82 71 |
| LAST 12 Division I GAMES: | | | | | | | | | | | | | | | |
| | | | | 198 | H | Wofford | 65 81 | 261 | A | Kennesaw St. | 59 78 | | | | |
| | | | | | | | | 204 | H | Bethune-Cookman | 77 76 | | | | |
| | | | | | | | | 74 | A | Stony Brook | 43 72 | | | | |
| | | | | | | | | 351 | A | Savannah St. | 82 71 | | | | |
| | | | | | | | | 211 | H | Mercer | 72 79 | | | | |
| | | | | | | | | 48 | A | Virginia Tech | 49 78 | | | | |

Non-Div I Games:

Ga. Southern

| | | | | | | | | | | |
|-----------------------|------|-----------------|-------------------|----------------|----------------------|---------------------------|-------------|----------|-----------|---------------|
| Average RPI Win: 234 | | WON-LOST RECORD | WINNING PCT. RANK | LAST 10 GAMES | STRENGTH OF SCHEDULE | OPP. STRENGTH OF SCHEDULE | TEAM RPI | ADJ. RPI | CONF. RPI | ADJ CONF. RPI |
| Average RPI Loss: 200 | | | | | | | | | | |
| DIV. I ONLY | | 2- 3 | 207 | 0- 1 | 253 | 255 | 273 | 273 | 30 | 30 |
| DIV. I NON-CONF. | | 2- 3 | 207 | 0- 1 | 253 | 255 | 273 | 273 | 30 | 30 |
| TOTALS | | RPI 1-25 | RPI 26-50 | W-L RECORDS | | RPI 51-100 | RPI 101-150 | RPI 150+ | | |
| 2- 3 | 0- 0 | | 0- 0 | OVERALL | | 0- 0 | 0- 0 | 2- 3 | | |
| 1- 2 | 0- 0 | | 0- 0 | HOME | | 0- 0 | 0- 0 | 1- 2 | | |
| 1- 1 | 0- 0 | | 0- 0 | AWAY | | 0- 0 | 0- 0 | 1- 1 | | |
| 0- 0 | 0- 0 | | 0- 0 | NEUTRAL | | 0- 0 | 0- 0 | 0- 0 | | |
| 2- 3 | 0- 0 | | 0- 0 | NON-CONFERENCE | | 0- 0 | 0- 0 | 2- 3 | | |
| 1- 2 | 0- 0 | | 0- 0 | HOME | | 0- 0 | 0- 0 | 1- 2 | | |
| 1- 1 | 0- 0 | | 0- 0 | AWAY | | 0- 0 | 0- 0 | 1- 1 | | |
| 0- 0 | 0- 0 | | 0- 0 | NEUTRAL | | 0- 0 | 0- 0 | 0- 0 | | |
| 0- 0 | 0- 0 | | 0- 0 | CONFERENCE | | 0- 0 | 0- 0 | 0- 0 | | |
| 0- 0 | 0- 0 | | 0- 0 | HOME | | 0- 0 | 0- 0 | 0- 0 | | |
| 0- 0 | 0- 0 | | 0- 0 | AWAY | | 0- 0 | 0- 0 | 0- 0 | | |
| 0- 0 | 0- 0 | | 0- 0 | NEUTRAL | | 0- 0 | 0- 0 | 0- 0 | | |

| RPI 1-25 | | | | RPI 26-50 | | | | RPI 51-100 | | | | RPI 101+ Team's RPI: 273 | | | |
|---------------------------|---|----------|-------|-----------|---|----------------|-------|------------|---|----------|-------|--------------------------|---|----------------|-------|
| RPI | S | Opponent | Score | RPI | S | Opponent | Score | RPI | S | Opponent | Score | RPI | S | Opponent | Score |
| | | | | | | | | | | | | 172 | A | Florida | 60 58 |
| | | | | | | | | | | | | 196 | H | Mt. St. Mary's | 62 69 |
| | | | | | | | | | | | | 198 | A | Wofford | 53 59 |
| | | | | | | | | | | | | 206 | H | Morehead St. | 69 84 |
| | | | | | | | | | | | | 296 | H | Davi dson | 54 49 |
| LAST 12 Division I GAMES: | | | | | | | | | | | | | | | |
| | | | | 196 | H | Mt. St. Mary's | 62 69 | | | | | | | | |
| | | | | 198 | A | Wofford | 53 59 | | | | | | | | |
| | | | | 296 | H | Davi dson | 54 49 | | | | | | | | |
| | | | | 206 | H | Morehead St. | 69 84 | | | | | | | | |
| | | | | 172 | A | Florida | 60 58 | | | | | | | | |

| | | | | | | |
|------------------|----------|----|----|---------------|-----|----|
| Non-Div I Games: | Pfeiffer | 82 | 46 | Warren Wilson | 100 | 37 |
|------------------|----------|----|----|---------------|-----|----|

Gardner-Webb

| | | | | | | | | | | | |
|------------------|----------|------|-----------|-----------|----------------|-------------|---------------|-------------|------|----------|-----------|
| Average RPI | Win: | 251 | WON-LOST | WINNING | LAST 10 | STRENGTH OF | OPP. STRENGTH | TEAM | ADJ. | CONF. | ADJ CONF. |
| Average RPI | Loss: | 117 | RECORD | PCT. RANK | GAMES | SCHEDULE | OF SCHEDULE | RPI | RPI | RPI | RPI |
| DIV. I ONLY | | 4- 4 | | 159 | 0- 1 | 188 | 226 | 151 | 151 | 15 | 15 |
| DIV. I NON-CONF. | | 4- 4 | | 159 | 0- 1 | 188 | 226 | 151 | 151 | 15 | 15 |
| ----- | | | | | | | | | | | |
| TOTALS | RPI 1-25 | | RPI 26-50 | | W-L RECORDS | RPI 51-100 | | RPI 101-150 | | RPI 150+ | |
| 4- 4 | 0- 0 | | 0- 1 | | OVERALL | 0- 1 | | 1- 1 | | 3- 1 | |
| 2- 0 | 0- 0 | | 0- 0 | | HOME | 0- 0 | | 0- 0 | | 2- 0 | |
| 2- 4 | 0- 0 | | 0- 1 | | AWAY | 0- 1 | | 1- 1 | | 1- 1 | |
| 0- 0 | 0- 0 | | 0- 0 | | NEUTRAL | 0- 0 | | 0- 0 | | 0- 0 | |
| 4- 4 | 0- 0 | | 0- 1 | | NON-CONFERENCE | 0- 1 | | 1- 1 | | 3- 1 | |
| 2- 0 | 0- 0 | | 0- 0 | | HOME | 0- 0 | | 0- 0 | | 2- 0 | |
| 2- 4 | 0- 0 | | 0- 1 | | AWAY | 0- 1 | | 1- 1 | | 1- 1 | |
| 0- 0 | 0- 0 | | 0- 0 | | NEUTRAL | 0- 0 | | 0- 0 | | 0- 0 | |
| 0- 0 | 0- 0 | | 0- 0 | | CONFERENCE | 0- 0 | | 0- 0 | | 0- 0 | |
| 0- 0 | 0- 0 | | 0- 0 | | HOME | 0- 0 | | 0- 0 | | 0- 0 | |
| 0- 0 | 0- 0 | | 0- 0 | | AWAY | 0- 0 | | 0- 0 | | 0- 0 | |
| 0- 0 | 0- 0 | | 0- 0 | | NEUTRAL | 0- 0 | | 0- 0 | | 0- 0 | |

| RPI 1-25 | | | | RPI 26-50 | | | | RPI 51-100 | | | | RPI 101+ | | | | Team's RPI: 151 |
|---------------------------|---|----------|-------|-----------|---|-----------------|-------|------------|---|------------|-------|----------|---|-----------------|-------|-----------------|
| RPI | S | Opponent | Score | RPI | S | Opponent | Score | RPI | S | Opponent | Score | RPI | S | Opponent | Score | |
| | | | | 35 | A | Kansas | 56 77 | 67 | A | Washington | 52 81 | 104 | A | American | 71 86 | |
| | | | | | | | | | | | | 125 | A | Air Force | 78 71 | |
| | | | | | | | | | | | | 226 | A | UMKC | 91 84 | |
| | | | | | | | | | | | | 263 | A | Howard | 59 73 | |
| | | | | | | | | | | | | 318 | H | Colgate | 64 61 | |
| | | | | | | | | | | | | 333 | H | Loyola Maryland | 70 38 | |
| ----- | | | | | | | | | | | | | | | | |
| LAST 12 Division I GAMES: | | | | | | | | | | | | | | | | |
| | | | | 125 | A | Air Force | 78 71 | 67 | A | Washington | 52 81 | | | | | |
| | | | | 333 | H | Loyola Maryland | 70 38 | 263 | A | Howard | 59 73 | | | | | |
| | | | | | | | | 226 | A | UMKC | 91 84 | | | | | |
| | | | | | | | | 35 | A | Kansas | 56 77 | | | | | |
| | | | | | | | | 318 | H | Colgate | 64 61 | | | | | |
| | | | | | | | | 104 | A | American | 71 86 | | | | | |

Non-Div I Games:

George Mason

| | | | | | | | | | | | |
|-----------------------|--|----------|-----------|-----------|----------------|--|---------------|-------------|------|----------|-----------|
| Average RPI Win: 214 | | WON-LOST | WINNING | LAST 10 | STRENGTH OF | | OPP. STRENGTH | TEAM | ADJ. | CONF. | ADJ CONF. |
| Average RPI Loss: 100 | | RECORD | PCT. RANK | GAMES | SCHEDULE | | OF SCHEDULE | RPI | RPI | RPI | RPI |
| DIV. I ONLY | | 2- 6 | 269 | 0- 1 | 68 | | 131 | 222 | 222 | 15 | 15 |
| DIV. I NON-CONF. | | 2- 6 | 269 | 0- 1 | 68 | | 131 | 222 | 222 | 15 | 15 |
| ----- | | | | | | | | | | | |
| TOTALS | | RPI 1-25 | | RPI 26-50 | W-L RECORDS | | RPI 51-100 | RPI 101-150 | | RPI 150+ | |
| 2- 6 | | 0- 1 | | 0- 0 | OVERALL | | 0- 2 | 0- 2 | | 2- 1 | |
| 2- 2 | | 0- 0 | | 0- 0 | HOME | | 0- 1 | 0- 1 | | 2- 0 | |
| 0- 2 | | 0- 0 | | 0- 0 | AWAY | | 0- 0 | 0- 1 | | 0- 1 | |
| 0- 2 | | 0- 1 | | 0- 0 | NEUTRAL | | 0- 1 | 0- 0 | | 0- 0 | |
| 2- 6 | | 0- 1 | | 0- 0 | NON-CONFERENCE | | 0- 2 | 0- 2 | | 2- 1 | |
| 2- 2 | | 0- 0 | | 0- 0 | HOME | | 0- 1 | 0- 1 | | 2- 0 | |
| 0- 2 | | 0- 0 | | 0- 0 | AWAY | | 0- 0 | 0- 1 | | 0- 1 | |
| 0- 2 | | 0- 1 | | 0- 0 | NEUTRAL | | 0- 1 | 0- 0 | | 0- 0 | |
| 0- 0 | | 0- 0 | | 0- 0 | CONFERENCE | | 0- 0 | 0- 0 | | 0- 0 | |
| 0- 0 | | 0- 0 | | 0- 0 | HOME | | 0- 0 | 0- 0 | | 0- 0 | |
| 0- 0 | | 0- 0 | | 0- 0 | AWAY | | 0- 0 | 0- 0 | | 0- 0 | |
| 0- 0 | | 0- 0 | | 0- 0 | NEUTRAL | | 0- 0 | 0- 0 | | 0- 0 | |

| RPI 1-25 | | | | RPI 26-50 | | | | RPI 51-100 | | | | RPI 101+ Team's RPI: 222 | | | |
|---------------------------|---|--------------|-------|-----------|---|---------------|-------|------------|---|--------------|-------|--------------------------|---|---------------|-------|
| RPI | S | Opponent | Score | RPI | S | Opponent | Score | RPI | S | Opponent | Score | RPI | S | Opponent | Score |
| 5 | N | NC State | 61 69 | | | | | 52 | H | Maryland | 30 69 | 132 | A | James Madison | 37 50 |
| | | | | | | | | 55 | N | Georgia Tech | 55 70 | 134 | H | Monmouth | 51 55 |
| | | | | | | | | | | | | 201 | H | Princeton | 64 49 |
| | | | | | | | | | | | | 221 | A | Iona | 43 52 |
| | | | | | | | | | | | | 227 | H | Towson | 76 63 |
| ----- | | | | | | | | | | | | | | | |
| LAST 12 Division I GAMES: | | | | | | | | | | | | | | | |
| 134 | H | Monmouth | 51 55 | 221 | A | Iona | 43 52 | | | | | | | | |
| 227 | H | Towson | 76 63 | 52 | H | Maryland | 30 69 | | | | | | | | |
| 5 | N | NC State | 61 69 | 201 | H | Princeton | 64 49 | | | | | | | | |
| 55 | N | Georgia Tech | 55 70 | 132 | A | James Madison | 37 50 | | | | | | | | |

Non-Div I Games:

George Washington

| | | | | | | | | | | | |
|------------------|----------|------|-----------|-----------|----------------|-------------|---------------|-------------|------|----------|-----------|
| Average RPI | Win: | 240 | WON-LOST | WINNING | LAST 10 | STRENGTH OF | OPP. STRENGTH | TEAM | ADJ. | CONF. | ADJ CONF. |
| Average RPI | Loss: | 71 | RECORD | PCT. RANK | GAMES | SCHEDULE | OF SCHEDULE | RPI | RPI | RPI | RPI |
| DIV. I ONLY | | 5- 4 | | 150 | 0- 1 | 131 | | 206 | 166 | 166 | 5 5 |
| DIV. I NON-CONF. | | 5- 4 | | 150 | 0- 1 | 131 | | 206 | 166 | 166 | 5 5 |
| ----- | | | | | | | | | | | |
| TOTALS | RPI 1-25 | | RPI 26-50 | | W-L RECORDS | RPI 51-100 | | RPI 101-150 | | RPI 150+ | |
| 5- 4 | 0- 1 | | 0- 1 | | OVERALL | 0- 1 | | 2- 1 | | 3- 0 | |
| 4- 1 | 0- 0 | | 0- 1 | | HOME | 0- 0 | | 2- 0 | | 2- 0 | |
| 1- 1 | 0- 0 | | 0- 0 | | AWAY | 0- 0 | | 0- 1 | | 1- 0 | |
| 0- 2 | 0- 1 | | 0- 0 | | NEUTRAL | 0- 1 | | 0- 0 | | 0- 0 | |
| 5- 4 | 0- 1 | | 0- 1 | | NON-CONFERENCE | 0- 1 | | 2- 1 | | 3- 0 | |
| 4- 1 | 0- 0 | | 0- 1 | | HOME | 0- 0 | | 2- 0 | | 2- 0 | |
| 1- 1 | 0- 0 | | 0- 0 | | AWAY | 0- 0 | | 0- 1 | | 1- 0 | |
| 0- 2 | 0- 1 | | 0- 0 | | NEUTRAL | 0- 1 | | 0- 0 | | 0- 0 | |
| 0- 0 | 0- 0 | | 0- 0 | | CONFERENCE | 0- 0 | | 0- 0 | | 0- 0 | |
| 0- 0 | 0- 0 | | 0- 0 | | HOME | 0- 0 | | 0- 0 | | 0- 0 | |
| 0- 0 | 0- 0 | | 0- 0 | | AWAY | 0- 0 | | 0- 0 | | 0- 0 | |
| 0- 0 | 0- 0 | | 0- 0 | | NEUTRAL | 0- 0 | | 0- 0 | | 0- 0 | |

| RPI 1-25 | | | | RPI 26-50 | | | | RPI 51-100 | | | | RPI 101+ Team's RPI: 166 | | | |
|------------------------------|---|-------------------|-------|-----------|---|-----------|-------|------------|---|----------|-------|--------------------------|---|-------------------|-------|
| RPI | S | Opponent | Score | RPI | S | Opponent | Score | RPI | S | Opponent | Score | RPI | S | Opponent | Score |
| 15 | N | Bayl or | 46 67 | 41 | H | VCU | 45 47 | 97 | N | Buffal o | 64 73 | 106 | H | Fordham | 58 38 |
| | | | | | | | | | | | | 108 | H | Pi ttsburgh | 70 41 |
| | | | | | | | | | | | | 132 | A | James Madi son | 57 69 |
| | | | | | | | | | | | | 309 | A | Ri chmond | 73 53 |
| | | | | | | | | | | | | 333 | H | Loyol a Maryl and | 45 30 |
| | | | | | | | | | | | | 344 | H | UMES | 74 55 |
| LAST 12 Di vi si on I GAMES: | | | | | | | | | | | | | | | |
| 15 | N | Bayl or | 46 67 | 41 | H | VCU | 45 47 | 106 | H | Fordham | 58 38 | | | | |
| 97 | N | Buffal o | 64 73 | 309 | A | Ri chmond | 73 53 | | | | | | | | |
| 108 | H | Pi ttsburgh | 70 41 | | | | | | | | | | | | |
| 132 | A | James Madi son | 57 69 | | | | | | | | | | | | |
| 333 | H | Loyol a Maryl and | 45 30 | | | | | | | | | | | | |
| 344 | H | UMES | 74 55 | | | | | | | | | | | | |

Non-Di v I Games:

Georgetown

Average RPI Win: 256

Average RPI Loss: 57

WON-LOST
RECORDWINNING
PCT. RANKLAST 10
GAMESSTRENGTH OF
SCHEDULEOPP. STRENGTH
OF SCHEDULETEAM
RPIADJ.
RPICONF.
RPIADJ CONF.
RPIDIV. I ONLY
DIV. I NON-CONF.6- 3
6- 3100
1001- 0
1- 0249
249197
197176
176176
1766
66
6

TOTALS

RPI 1-25

RPI 26-50

W-L RECORDS

RPI 51-100

RPI 101-150

RPI 150+

6- 3
5- 0
0- 2
1- 10- 0
0- 0
0- 0
0- 00- 0
0- 0
0- 0
0- 0OVERALL
HOME
AWAY
NEUTRAL0- 3
0- 0
0- 2
0- 10- 0
0- 0
0- 0
0- 06- 0
5- 0
0- 0
1- 06- 3
5- 0
0- 2
1- 10- 0
0- 0
0- 0
0- 00- 0
0- 0
0- 0
0- 0NON-CONFERENCE
HOME
AWAY
NEUTRAL0- 3
0- 0
0- 2
0- 10- 0
0- 0
0- 0
0- 06- 0
5- 0
0- 0
1- 00- 0
0- 0
0- 0
0- 00- 0
0- 0
0- 0
0- 00- 0
0- 0
0- 0
0- 0CONFERENCE
HOME
AWAY
NEUTRAL0- 0
0- 0
0- 0
0- 00- 0
0- 0
0- 0
0- 00- 0
0- 0
0- 0
0- 0

RPI 1-25

RPI 26-50

RPI 51-100

RPI 101+

Team's RPI: 176

RPI S Opponent Score

RPI S Opponent Score

RPI S Opponent Score

RPI S Opponent Score

52 N Maryland 51 58
55 A Georgia Tech 53 63
65 A UCLA 69 80194 H Winthrop 85 39
202 H Furman 61 38
211 H Mercer 67 60
242 H St. Bonaventure 67 40
341 N Morgan St. 60 33
346 H Charleston So. 83 75

LAST 12 Division I GAMES:

55 A Georgia Tech 53 63
65 A UCLA 69 80
194 H Winthrop 85 39
242 H St. Bonaventure 67 40
202 H Furman 61 38
346 H Charleston So. 83 75
211 H Mercer 67 60
52 N Maryland 51 58
341 N Morgan St. 60 33

Non-Div I Games:

Georgia

Average RPI Win: 291

Average RPI Loss: 112

WON-LOST
RECORDWINNING
PCT. RANKLAST 10
GAMESSTRENGTH OF
SCHEDULEOPP. STRENGTH
OF SCHEDULETEAM
RPIADJ.
RPICONF.
RPIADJ CONF.
RPIDIV. I ONLY
DIV. I NON-CONF.3- 3
3- 3159
1590- 1
0- 1200
200233
233178
178178
17821
2121
21

TOTALS

RPI 1-25

RPI 26-50

W-L RECORDS

RPI 51-100

RPI 101-150

RPI 150+

3- 3
1- 1
2- 2
0- 00- 0
0- 0
0- 0
0- 00- 0
0- 0
0- 0
0- 0OVERALL
HOME
AWAY
NEUTRAL0- 2
0- 1
0- 1
0- 00- 0
0- 0
0- 0
0- 03- 1
1- 0
2- 1
0- 03- 3
1- 1
2- 2
0- 00- 0
0- 0
0- 0
0- 00- 0
0- 0
0- 0
0- 0NON-CONFERENCE
HOME
AWAY
NEUTRAL0- 2
0- 1
0- 1
0- 00- 0
0- 0
0- 0
0- 03- 1
1- 0
2- 1
0- 00- 0
0- 0
0- 0
0- 00- 0
0- 0
0- 0
0- 00- 0
0- 0
0- 0
0- 0CONFERENCE
HOME
AWAY
NEUTRAL0- 0
0- 0
0- 0
0- 00- 0
0- 0
0- 0
0- 00- 0
0- 0
0- 0
0- 0

RPI 1-25

RPI 26-50

RPI 51-100

RPI 101+










Team's RPI: 178

RPI S Opponent Score










RPI S Opponent Score

RPI S Opponent Score

RPI S Opponent Score

55  Georgi a Tech 71  78
98  Mi ddl e Tenn. 54  69182  Ri ce 49  66
236  Fla. Atlantic 75 59
311  FIU 67 61
325  UNC Greensboro 70 63

LAST 12 Division I GAMES:

55  Georgi a Tech 71  78
98  Mi ddl e Tenn. 54  69
182  Ri ce 49  66
311  FIU 67 61
236  Fla. Atlantic 75 59
325  UNC Greensboro 70 63

Non-Div I Games:

Georgia St.

| | | | | | | | | | | |
|----------------------|------|-----------------|-------------------|----------------|----------------------|---------------------------|-------------|----------|-----------|----------------|
| Average RPI Win: 205 | | WON-LOST RECORD | WINNING PCT. RANK | LAST 10 GAMES | STRENGTH OF SCHEDULE | OPP. STRENGTH OF SCHEDULE | TEAM RPI | ADJ. RPI | CONF. RPI | ADJ. CONF. RPI |
| Average RPI Loss: 91 | | | | | | | | | | |
| DIV. I ONLY | | 6- 2 | 66 | 1- 0 | 133 | 179 | 55 | 55 | 1 | 1 |
| DIV. I NON-CONF. | | 6- 2 | 66 | 1- 0 | 133 | 179 | 55 | 55 | 1 | 1 |
| TOTALS | | RPI 1-25 | RPI 26-50 | W-L RECORDS | | RPI 51-100 | RPI 101-150 | RPI 150+ | | |
| 6- 2 | 0- 0 | | 0- 0 | OVERALL | | 0- 1 | 1- 1 | 5- 0 | | |
| 3- 0 | 0- 0 | | 0- 0 | HOME | | 0- 0 | 0- 0 | 3- 0 | | |
| 1- 2 | 0- 0 | | 0- 0 | AWAY | | 0- 1 | 0- 1 | 1- 0 | | |
| 2- 0 | 0- 0 | | 0- 0 | NEUTRAL | | 0- 0 | 1- 0 | 1- 0 | | |
| 6- 2 | 0- 0 | | 0- 0 | NON-CONFERENCE | | 0- 1 | 1- 1 | 5- 0 | | |
| 3- 0 | 0- 0 | | 0- 0 | HOME | | 0- 0 | 0- 0 | 3- 0 | | |
| 1- 2 | 0- 0 | | 0- 0 | AWAY | | 0- 1 | 0- 1 | 1- 0 | | |
| 2- 0 | 0- 0 | | 0- 0 | NEUTRAL | | 0- 0 | 1- 0 | 1- 0 | | |
| 0- 0 | 0- 0 | | 0- 0 | CONFERENCE | | 0- 0 | 0- 0 | 0- 0 | | |
| 0- 0 | 0- 0 | | 0- 0 | HOME | | 0- 0 | 0- 0 | 0- 0 | | |
| 0- 0 | 0- 0 | | 0- 0 | AWAY | | 0- 0 | 0- 0 | 0- 0 | | |
| 0- 0 | 0- 0 | | 0- 0 | NEUTRAL | | 0- 0 | 0- 0 | 0- 0 | | |

[illegible]

Non-Div I Games:

Georgi a Tech

Average RPI Win: 139

Average RPI Loss: 1

WON-LOST
RECORDWINNING
PCT. RANKLAST 10
GAMESSTRENGTH OF
SCHEDULEOPP. STRENGTH
OF SCHEDULETEAM
RPIADJ.
RPICONF.
RPIADJ CONF.
RPIDIV. I ONLY
DIV. I NON-CONF.8- 1
8- 124
241- 0
1- 0132
1322
218
1818
187
77
7

TOTALS

RPI 1-25

RPI 26-50

W-L RECORDS

RPI 51-100

RPI 101-150

RPI 150+

8- 1 1- 1
4- 0 1- 0
2- 0 0- 0
2- 1 0- 10- 0
0- 0
0- 0
0- 0OVERALL
HOME
AWAY
NEUTRAL1- 0
1- 0
0- 0
0- 02- 0
1- 0
0- 0
1- 04- 0
1- 0
2- 0
1- 08- 1 1- 1
4- 0 1- 0
2- 0 0- 0
2- 1 0- 10- 0
0- 0
0- 0
0- 0NON-CONFERENCE
HOME
AWAY
NEUTRAL1- 0
1- 0
0- 0
0- 02- 0
1- 0
0- 0
1- 04- 0
1- 0
2- 0
1- 00- 0 0- 0
0- 0 0- 0
0- 0 0- 0
0- 0 0- 00- 0
0- 0
0- 0
0- 0CONFERENCE
HOME
AWAY
NEUTRAL0- 0
0- 0
0- 0
0- 00- 0
0- 0
0- 0
0- 00- 0
0- 0
0- 0
0- 0

RPI 1-25 Team's RPI: 18

| RPI | S | Opponent | Score |
|-----|---|------------|-------|
| 1 | N | Notre Dame | 65 81 |
| 25 | H | Stanford | 79 73 |

| RPI | S | Opponent | Score |
|-----|---|----------|-------|
| | | | |

Score

RPI 51-100

| RPI | S | Opponent | Score |
|-----|---|----------|-------|
| 64 | H | Montana | 76 52 |

RPI 101+

| RPI | S | Opponent | Score |
|-----|---|---------------|-------|
| 117 | H | Idaho St. | 70 51 |
| 127 | N | Rutgers | 57 40 |
| 158 | H | Colorado St. | 50 39 |
| 168 | A | UNLV | 70 59 |
| 189 | N | Western Ky. | 76 55 |
| 262 | A | Eastern Wash. | 63 51 |

LAST 12 Division I GAMES:

| | | | |
|-----|---|---------------|-------|
| 117 | H | Idaho St. | 70 51 |
| 262 | A | Eastern Wash. | 63 51 |
| 64 | H | Montana | 76 52 |

| | | | |
|-----|---|--------------|-------|
| 189 | N | Western Ky. | 76 55 |
| 127 | N | Rutgers | 57 40 |
| 25 | H | Stanford | 79 73 |
| 158 | H | Colorado St. | 50 39 |
| 1 | N | Notre Dame | 65 81 |
| 168 | A | UNLV | 70 59 |

Non-Div I Games:

Gonzaga

| | | | | | | | | | | | |
|------------------|----------|------|-----------|-----------|----------------|-------------|---------------|-------------|------|----------|-----------|
| Average RPI | Win: | 337 | WON-LOST | WINNING | LAST 10 | STRENGTH OF | OPP. STRENGTH | TEAM | ADJ. | CONF. | ADJ CONF. |
| Average RPI | Loss: | 153 | RECORD | PCT. RANK | GAMES | SCHEDULE | OF SCHEDULE | RPI | RPI | RPI | RPI |
| DIV. I ONLY | | 1- 4 | | 283 | 0- 1 | 185 | 252 | 286 | 286 | 26 | 26 |
| DIV. I NON-CONF. | | 1- 4 | | 283 | 0- 1 | 185 | 252 | 286 | 286 | 26 | 26 |
| <hr/> | | | | | | | | | | | |
| TOTALS | RPI 1-25 | | RPI 26-50 | | W-L RECORDS | RPI 51-100 | | RPI 101-150 | | RPI 150+ | |
| 1- 4 | 0- 0 | | 0- 1 | | OVERALL | 0- 0 | | 0- 1 | | 1- 2 | |
| 1- 0 | 0- 0 | | 0- 0 | | HOME | 0- 0 | | 0- 0 | | 1- 0 | |
| 0- 4 | 0- 0 | | 0- 1 | | AWAY | 0- 0 | | 0- 1 | | 0- 2 | |
| 0- 0 | 0- 0 | | 0- 0 | | NEUTRAL | 0- 0 | | 0- 0 | | 0- 0 | |
| 1- 4 | 0- 0 | | 0- 1 | | NON-CONFERENCE | 0- 0 | | 0- 1 | | 1- 2 | |
| 1- 0 | 0- 0 | | 0- 0 | | HOME | 0- 0 | | 0- 0 | | 1- 0 | |
| 0- 4 | 0- 0 | | 0- 1 | | AWAY | 0- 0 | | 0- 1 | | 0- 2 | |
| 0- 0 | 0- 0 | | 0- 0 | | NEUTRAL | 0- 0 | | 0- 0 | | 0- 0 | |
| 0- 0 | 0- 0 | | 0- 0 | | CONFERENCE | 0- 0 | | 0- 0 | | 0- 0 | |
| 0- 0 | 0- 0 | | 0- 0 | | HOME | 0- 0 | | 0- 0 | | 0- 0 | |
| 0- 0 | 0- 0 | | 0- 0 | | AWAY | 0- 0 | | 0- 0 | | 0- 0 | |
| 0- 0 | 0- 0 | | 0- 0 | | NEUTRAL | 0- 0 | | 0- 0 | | 0- 0 | |

| RPI 1-25 | | | | RPI 26-50 | | | | RPI 51-100 | | | | RPI 101+ Team's RPI: 286 | | | |
|---------------------------|---|----------|-------|-----------|---|-----------------|-------|------------|---|----------|-------|--------------------------|---|-----------------|-------|
| RPI | S | Opponent | Score | RPI | S | Opponent | Score | RPI | S | Opponent | Score | RPI | S | Opponent | Score |
| | | | | 30 | A | Auburn | 48 97 | | | | | 110 | A | Al abama | 55 73 |
| | | | | | | | | | | | | 225 | A | UT Arl ington | 54 78 |
| | | | | | | | | | | | | 248 | A | Southern Mi ss. | 47 68 |
| | | | | | | | | | | | | 337 | H | McNeese | 75 51 |
| <hr/> | | | | | | | | | | | | | | | |
| LAST 12 Division I GAMES: | | | | | | | | | | | | | | | |
| | | | | 110 | A | Al abama | 55 73 | 337 | H | McNeese | 75 51 | | | | |
| | | | | 225 | A | UT Arl ington | 54 78 | 30 | A | Auburn | 48 97 | | | | |
| | | | | 248 | A | Southern Mi ss. | 47 68 | | | | | | | | |

Non-Div I Games:

Grambling

Grand Canyon

Through Games Of Dec. 4, 2018

| | | | | | | | | | | | |
|------------------|----------|------|-----------|-----------|----------------|-------------|---------------|-------------|------|----------|-----------|
| Average RPI | Win: | 331 | WON-LOST | WINNING | LAST 10 | STRENGTH OF | OPP. STRENGTH | TEAM | ADJ. | CONF. | ADJ CONF. |
| Average RPI | Loss: | 179 | RECORD | PCT. RANK | GAMES | SCHEDULE | OF SCHEDULE | RPI | RPI | RPI | RPI |
| DIV. I ONLY | | 2- 4 | | 230 | 0- 1 | 335 | 267 | 329 | 329 | 29 | 29 |
| DIV. I NON-CONF. | | 2- 4 | | 230 | 0- 1 | 335 | 267 | 329 | 329 | 29 | 29 |
| ----- | | | | | | | | | | | |
| TOTALS | RPI 1-25 | | RPI 26-50 | | W-L RECORDS | RPI 51-100 | | RPI 101-150 | | RPI 150+ | |
| 2- 4 | 0- 0 | | 0- 0 | | OVERALL | 0- 0 | | 0- 2 | | 2- 2 | |
| 2- 1 | 0- 0 | | 0- 0 | | HOME | 0- 0 | | 0- 1 | | 2- 0 | |
| 0- 3 | 0- 0 | | 0- 0 | | AWAY | 0- 0 | | 0- 1 | | 0- 2 | |
| 0- 0 | 0- 0 | | 0- 0 | | NEUTRAL | 0- 0 | | 0- 0 | | 0- 0 | |
| 2- 4 | 0- 0 | | 0- 0 | | NON-CONFERENCE | 0- 0 | | 0- 2 | | 2- 2 | |
| 2- 1 | 0- 0 | | 0- 0 | | HOME | 0- 0 | | 0- 1 | | 2- 0 | |
| 0- 3 | 0- 0 | | 0- 0 | | AWAY | 0- 0 | | 0- 1 | | 0- 2 | |
| 0- 0 | 0- 0 | | 0- 0 | | NEUTRAL | 0- 0 | | 0- 0 | | 0- 0 | |
| 0- 0 | 0- 0 | | 0- 0 | | CONFERENCE | 0- 0 | | 0- 0 | | 0- 0 | |
| 0- 0 | 0- 0 | | 0- 0 | | HOME | 0- 0 | | 0- 0 | | 0- 0 | |
| 0- 0 | 0- 0 | | 0- 0 | | AWAY | 0- 0 | | 0- 0 | | 0- 0 | |
| 0- 0 | 0- 0 | | 0- 0 | | NEUTRAL | 0- 0 | | 0- 0 | | 0- 0 | |

| RPI 1-25 | | | | RPI 26-50 | | | | RPI 51-100 | | | | RPI 101+ Team's RPI: 329 | | | |
|---------------------------|---|----------|-------|-----------|---|----------------|-------|------------|---|------------------|-------|--------------------------|---|------------------|-------|
| RPI | S | Opponent | Score | RPI | S | Opponent | Score | RPI | S | Opponent | Score | RPI | S | Opponent | Score |
| | | | | | | | | | | | | 101 | H | Indiana St. | 81 88 |
| | | | | | | | | | | | | 144 | A | East Carolina | 47 59 |
| | | | | | | | | | | | | 165 | A | UNCW | 55 77 |
| | | | | | | | | | | | | 306 | A | UC Santa Barbara | 55 66 |
| | | | | | | | | | | | | 313 | H | Incarnate Word | 74 63 |
| | | | | | | | | | | | | 348 | H | LIU Brooklyn | 65 62 |
| ----- | | | | | | | | | | | | | | | |
| LAST 12 Division I GAMES: | | | | | | | | | | | | | | | |
| | | | | 144 | A | East Carolina | 47 59 | 306 | A | UC Santa Barbara | 55 66 | | | | |
| | | | | 313 | H | Incarnate Word | 74 63 | 348 | H | LIU Brooklyn | 65 62 | | | | |
| | | | | | | | | 101 | H | Indiana St. | 81 88 | | | | |
| | | | | | | | | 165 | A | UNCW | 55 77 | | | | |

Non-Div I Games:

Grand Canyon

■ Loss,
 ■ Non-Conf, S Site,
 ■ Home
 ■ Away
 N Neutral

| | | | | | | | | | | | |
|------------------|----------|------|-----------|-----------|----------------|-------------|---------------|-------------|------|----------|-----------|
| Average RPI | Win: | 89 | WON-LOST | WINNING | LAST 10 | STRENGTH OF | OPP. STRENGTH | TEAM | ADJ. | CONF. | ADJ CONF. |
| Average RPI | Loss: | 45 | RECORD | PCT. RANK | GAMES | SCHEDULE | OF SCHEDULE | RPI | RPI | RPI | RPI |
| DIV. I ONLY | | 3- 4 | | 189 | 0- 1 | 19 | 33 | 46 | 46 | 14 | 14 |
| DIV. I NON-CONF. | | 3- 4 | | 189 | 0- 1 | 19 | 33 | 46 | 46 | 14 | 14 |
| ----- | | | | | | | | | | | |
| TOTALS | RPI 1-25 | | RPI 26-50 | | W-L RECORDS | RPI 51-100 | | RPI 101-150 | | RPI 150+ | |
| 3- 4 | 0- 2 | | 0- 0 | | OVERALL | 2- 2 | | 1- 0 | | 0- 0 | |
| 2- 1 | 0- 0 | | 0- 0 | | HOME | 1- 1 | | 1- 0 | | 0- 0 | |
| 1- 3 | 0- 2 | | 0- 0 | | AWAY | 1- 1 | | 0- 0 | | 0- 0 | |
| 0- 0 | 0- 0 | | 0- 0 | | NEUTRAL | 0- 0 | | 0- 0 | | 0- 0 | |
| 3- 4 | 0- 2 | | 0- 0 | | NON-CONFERENCE | 2- 2 | | 1- 0 | | 0- 0 | |
| 2- 1 | 0- 0 | | 0- 0 | | HOME | 1- 1 | | 1- 0 | | 0- 0 | |
| 1- 3 | 0- 2 | | 0- 0 | | AWAY | 1- 1 | | 0- 0 | | 0- 0 | |
| 0- 0 | 0- 0 | | 0- 0 | | NEUTRAL | 0- 0 | | 0- 0 | | 0- 0 | |
| 0- 0 | 0- 0 | | 0- 0 | | CONFERENCE | 0- 0 | | 0- 0 | | 0- 0 | |
| 0- 0 | 0- 0 | | 0- 0 | | HOME | 0- 0 | | 0- 0 | | 0- 0 | |
| 0- 0 | 0- 0 | | 0- 0 | | AWAY | 0- 0 | | 0- 0 | | 0- 0 | |
| 0- 0 | 0- 0 | | 0- 0 | | NEUTRAL | 0- 0 | | 0- 0 | | 0- 0 | |

| RPI 1-25 | | | | RPI 26-50 | | | | RPI 51-100 | | | | RPI 101+ | | | |
|---------------------------|---|------------------|-------|-----------|---|--------------|-------|------------|---|--------------|-------|----------|---|----------|-------|
| RPI | S | Opponent | Score | RPI | S | Opponent | Score | RPI | S | Opponent | Score | RPI | S | Opponent | Score |
| 13 | A | South Dakota St. | 47 77 | | | | | 58 | H | Maine | 70 39 | 141 | H | Dayton | 51 35 |
| 17 | A | South Dakota | 49 55 | | | | | 63 | H | Northwestern | 55 57 | | | | |
| | | | | | | | | 68 | A | Missouri | 56 49 | | | | |
| | | | | | | | | 87 | A | DePaul | 64 73 | | | | |
| ----- | | | | | | | | | | | | | | | |
| LAST 12 Division I GAMES: | | | | | | | | | | | | | | | |
| 17 | A | South Dakota | 49 55 | 68 | A | Missouri | 56 49 | | | | | | | | |
| 13 | A | South Dakota St. | 47 77 | 87 | A | DePaul | 64 73 | | | | | | | | |
| 141 | H | Dayton | 51 35 | 63 | H | Northwestern | 55 57 | | | | | | | | |
| 58 | H | Maine | 70 39 | | | | | | | | | | | | |

Non-Div I Games:

Green Bay

Loss,
Non-Conf, S Site, H Home
A Away
N Neutral

Average RPI Win: 201
Average RPI Loss: 144

WON-LOST
RECORD

WINNING
PCT. RANK

LAST 10
GAMES

STRENGTH OF
SCHEDULE

OPP. STRENGTH
OF SCHEDULE

TEAM
RPI

ADJ.
RPI

CONF.
RPI

ADJ CONF.
RPI

DIV. I ONLY
DIV. I NON-CONF.

3- 2
3- 2

128
128

0- 1
0- 1

241
241

137
137

215
215

215
215

30
30

30
30

TOTALS

RPI 1-25

RPI 26-50

W-L RECORDS

RPI 51-100

RPI 101-150

RPI 150+

3- 2
2- 2
1- 0
0- 0

0- 0
0- 0
0- 0
0- 0

0- 0
0- 0
0- 0
0- 0

OVERALL
HOME
AWAY
NEUTRAL

0- 1
0- 1
0- 0
0- 0

1- 0
1- 0
0- 0
0- 0

2- 1
1- 1
1- 0
0- 0

3- 2
2- 2
1- 0
0- 0

0- 0
0- 0
0- 0
0- 0

0- 0
0- 0
0- 0
0- 0

NON-CONFERENCE
HOME
AWAY
NEUTRAL

0- 1
0- 1
0- 0
0- 0

1- 0
1- 0
0- 0
0- 0

2- 1
1- 1
1- 0
0- 0

0- 0
0- 0
0- 0
0- 0

0- 0
0- 0
0- 0
0- 0

0- 0
0- 0
0- 0
0- 0

CONFERENCE
HOME
AWAY
NEUTRAL

0- 0
0- 0
0- 0
0- 0

0- 0
0- 0
0- 0
0- 0

0- 0
0- 0
0- 0
0- 0

RPI 1-25

RPI 26-50

RPI 51-100

RPI 101+

Team's RPI: 215

RPI S Opponent Score

RPI S Opponent Score

RPI S Opponent Score

RPI S Opponent Score

99 H Chattanooga 50 58

132 H James Madison 72 65

188 H El on 62 77

234 H Samford 64 57

236 A Fla. Atlantic 72 68

LAST 12 Division I GAMES:

99 H Chattanooga 50 58 188 H El on 62 77
236 A Fla. Atlantic 72 68 234 H Samford 64 57
132 H James Madison 72 65

Hampton

Hampton

Non-Div I Games:

Hampton

| | | | | | | | | | | | |
|------------------|----------|------|-----------|-----------|----------------|-------------|---------------|-------------|------|----------|-----------|
| Average RPI | Win: | 224 | WON-LOST | WINNING | LAST 10 | STRENGTH OF | OPP. STRENGTH | TEAM | ADJ. | CONF. | ADJ CONF. |
| Average RPI | Loss: | 75 | RECORD | PCT. RANK | GAMES | SCHEDULE | OF SCHEDULE | RPI | RPI | RPI | RPI |
| DIV. I ONLY | | 3- 5 | | 216 | 0- 1 | 67 | 161 | 175 | 175 | 22 | 22 |
| DIV. I NON-CONF. | | 3- 5 | | 216 | 0- 1 | 67 | 161 | 175 | 175 | 22 | 22 |
| ----- | | | | | | | | | | | |
| TOTALS | RPI 1-25 | | RPI 26-50 | | W-L RECORDS | RPI 51-100 | | RPI 101-150 | | RPI 150+ | |
| 3- 5 | 0- 2 | | 0- 0 | | OVERALL | 0- 2 | | 0- 0 | | 3- 1 | |
| 3- 0 | 0- 0 | | 0- 0 | | HOME | 0- 0 | | 0- 0 | | 3- 0 | |
| 0- 3 | 0- 1 | | 0- 0 | | AWAY | 0- 2 | | 0- 0 | | 0- 0 | |
| 0- 2 | 0- 1 | | 0- 0 | | NEUTRAL | 0- 0 | | 0- 0 | | 0- 1 | |
| 3- 5 | 0- 2 | | 0- 0 | | NON-CONFERENCE | 0- 2 | | 0- 0 | | 3- 1 | |
| 3- 0 | 0- 0 | | 0- 0 | | HOME | 0- 0 | | 0- 0 | | 3- 0 | |
| 0- 3 | 0- 1 | | 0- 0 | | AWAY | 0- 2 | | 0- 0 | | 0- 0 | |
| 0- 2 | 0- 1 | | 0- 0 | | NEUTRAL | 0- 0 | | 0- 0 | | 0- 1 | |
| 0- 0 | 0- 0 | | 0- 0 | | CONFERENCE | 0- 0 | | 0- 0 | | 0- 0 | |
| 0- 0 | 0- 0 | | 0- 0 | | HOME | 0- 0 | | 0- 0 | | 0- 0 | |
| 0- 0 | 0- 0 | | 0- 0 | | AWAY | 0- 0 | | 0- 0 | | 0- 0 | |
| 0- 0 | 0- 0 | | 0- 0 | | NEUTRAL | 0- 0 | | 0- 0 | | 0- 0 | |

| RPI 1-25 | | | | RPI 26-50 | | | | RPI 51-100 | | | | RPI 101+ Team's RPI: 175 | | | |
|---------------------------|---|----------------|-------|-----------|---|---------------|-------|------------|---|------------|-------|--------------------------|---|----------------|-------|
| RPI | S | Opponent | Score | RPI | S | Opponent | Score | RPI | S | Opponent | Score | RPI | S | Opponent | Score |
| 10 | N | Louisville | 69 86 | | | | | 54 | A | New Mexico | 65 72 | 156 | H | Harvard | 73 60 |
| 12 | A | Miami (FL) | 62 75 | | | | | 70 | A | Villanova | 41 59 | 174 | H | William & Mary | 50 45 |
| | | | | | | | | | | | | 228 | N | Southern Ill. | 50 72 |
| | | | | | | | | | | | | 341 | H | Morgan St. | 80 59 |
| ----- | | | | | | | | | | | | | | | |
| LAST 12 Division I GAMES: | | | | | | | | | | | | | | | |
| 54 | A | New Mexico | 65 72 | 228 | N | Southern Ill. | 50 72 | 156 | H | Harvard | 73 60 | 341 | H | Morgan St. | 80 59 |
| 12 | A | Miami (FL) | 62 75 | 54 | A | New Mexico | 65 72 | 70 | A | Villanova | 41 59 | | | | |
| 174 | H | William & Mary | 50 45 | | | | | | | | | | | | |
| 10 | N | Louisville | 69 86 | | | | | | | | | | | | |

Non-Div I Games:

Hartford

| | | | | | | | | | | | |
|------------------|----------|------|-----------|-----------|----------------|-------------|---------------|------|----------|-------|-----------|
| Average RPI | Win: | 232 | WON-LOST | WINNING | LAST 10 | STRENGTH OF | OPP. STRENGTH | TEAM | ADJ. | CONF. | ADJ CONF. |
| Average RPI | Loss: | 71 | RECORD | PCT. RANK | GAMES | SCHEDULE | OF SCHEDULE | RPI | RPI | RPI | RPI |
| DIV. I ONLY | | 4- 5 | 185 | 1- 0 | 169 | 37 | 156 | 156 | 19 | 19 | |
| DIV. I NON-CONF. | | 4- 5 | 185 | 1- 0 | 169 | 37 | 156 | 156 | 19 | 19 | |
| ----- | | | | | | | | | | | |
| TOTALS | RPI 1-25 | | RPI 26-50 | | W-L RECORDS | RPI 51-100 | RPI 101-150 | | RPI 150+ | | |
| 4- 5 | 0- 1 | | 0- 1 | | OVERALL | 0- 2 | 1- 0 | | 3- 1 | | |
| 1- 2 | 0- 0 | | 0- 1 | | HOME | 0- 1 | 0- 0 | | 1- 0 | | |
| 2- 3 | 0- 1 | | 0- 0 | | AWAY | 0- 1 | 1- 0 | | 1- 1 | | |
| 1- 0 | 0- 0 | | 0- 0 | | NEUTRAL | 0- 0 | 0- 0 | | 1- 0 | | |
| 4- 5 | 0- 1 | | 0- 1 | | NON-CONFERENCE | 0- 2 | 1- 0 | | 3- 1 | | |
| 1- 2 | 0- 0 | | 0- 1 | | HOME | 0- 1 | 0- 0 | | 1- 0 | | |
| 2- 3 | 0- 1 | | 0- 0 | | AWAY | 0- 1 | 1- 0 | | 1- 1 | | |
| 1- 0 | 0- 0 | | 0- 0 | | NEUTRAL | 0- 0 | 0- 0 | | 1- 0 | | |
| 0- 0 | 0- 0 | | 0- 0 | | CONFERENCE | 0- 0 | 0- 0 | | 0- 0 | | |
| 0- 0 | 0- 0 | | 0- 0 | | HOME | 0- 0 | 0- 0 | | 0- 0 | | |
| 0- 0 | 0- 0 | | 0- 0 | | AWAY | 0- 0 | 0- 0 | | 0- 0 | | |
| 0- 0 | 0- 0 | | 0- 0 | | NEUTRAL | 0- 0 | 0- 0 | | 0- 0 | | |

| RPI | S | Opponent | Score | RPI | S | Opponent | Score | RPI | S | Opponent | Score | RPI | S | Opponent | Score | Team's RPI: 156 |
|---------------------------|---|------------------|--------|-----|---|---------------|-------|-----|---|----------|-------|-----|---|------------------|--------|-----------------|
| 1 | A | Notre Dame | 58 103 | 31 | H | Qui nni pi ac | 67 72 | 58 | H | Mai ne | 60 67 | 115 | A | CSUN | 75 55 | |
| | | | | | | | | 90 | A | Purdue | 65 66 | 175 | A | Hartford | 60 73 | |
| | | | | | | | | | | | | 243 | N | Jacksonville St. | 69 62 | |
| | | | | | | | | | | | | 256 | A | Si ena | 73 54 | |
| | | | | | | | | | | | | 312 | H | La Salle | 88 43 | |
| ----- | | | | | | | | | | | | | | | | |
| LAST 12 Division I GAMES: | | | | | | | | | | | | | | | | |
| 31 | H | Qui nni pi ac | 67 72 | 115 | A | CSUN | 75 55 | 58 | H | Mai ne | 60 67 | 1 | A | Notre Dame | 58 103 | |
| 243 | N | Jacksonville St. | 69 62 | | | | | | | | | | | | | |
| 175 | A | Hartford | 60 73 | | | | | | | | | | | | | |
| 256 | A | Si ena | 73 54 | | | | | | | | | | | | | |
| 312 | H | La Salle | 88 43 | | | | | | | | | | | | | |
| 90 | A | Purdue | 65 66 | | | | | | | | | | | | | |

Non-Div I Games:

Harvard

| | | | | | | | | | | |
|-----------------------|------|----------|-----------|----------------|-------------|---------------|-------------|----------|-------|-----------|
| Average RPI Win: 260 | | WON-LOST | WINNING | LAST 10 | STRENGTH OF | OPP. STRENGTH | TEAM | ADJ. | CONF. | ADJ CONF. |
| Average RPI Loss: 109 | | RECORD | PCT. RANK | GAMES | SCHEDULE | OF SCHEDULE | RPI | RPI | RPI | RPI |
| DIV. I ONLY | | 1- 7 | 316 | 0- 1 | 126 | 106 | 281 | 281 | 18 | 18 |
| DIV. I NON-CONF. | | 1- 7 | 316 | 0- 1 | 126 | 106 | 281 | 281 | 18 | 18 |
| ----- | | | | | | | | | | |
| TOTALS | | RPI 1-25 | RPI 26-50 | W-L RECORDS | | RPI 51-100 | RPI 101-150 | RPI 150+ | | |
| 1- 7 | 0- 1 | | 0- 0 | OVERALL | | 0- 3 | 0- 1 | 1- 2 | | |
| 1- 5 | 0- 1 | | 0- 0 | HOME | | 0- 3 | 0- 1 | 1- 0 | | |
| 0- 2 | 0- 0 | | 0- 0 | AWAY | | 0- 0 | 0- 0 | 0- 2 | | |
| 0- 0 | 0- 0 | | 0- 0 | NEUTRAL | | 0- 0 | 0- 0 | 0- 0 | | |
| 1- 7 | 0- 1 | | 0- 0 | NON-CONFERENCE | | 0- 3 | 0- 1 | 1- 2 | | |
| 1- 5 | 0- 1 | | 0- 0 | HOME | | 0- 3 | 0- 1 | 1- 0 | | |
| 0- 2 | 0- 0 | | 0- 0 | AWAY | | 0- 0 | 0- 0 | 0- 2 | | |
| 0- 0 | 0- 0 | | 0- 0 | NEUTRAL | | 0- 0 | 0- 0 | 0- 0 | | |
| 0- 0 | 0- 0 | | 0- 0 | CONFERENCE | | 0- 0 | 0- 0 | 0- 0 | | |
| 0- 0 | 0- 0 | | 0- 0 | HOME | | 0- 0 | 0- 0 | 0- 0 | | |
| 0- 0 | 0- 0 | | 0- 0 | AWAY | | 0- 0 | 0- 0 | 0- 0 | | |
| 0- 0 | 0- 0 | | 0- 0 | NEUTRAL | | 0- 0 | 0- 0 | 0- 0 | | |

| RPI 1-25 | | | | RPI 26-50 | | | | RPI 51-100 | | | | RPI 101+ | | | | Team's RPI: 281 |
|---------------------------|---|---------------|-------|-----------|---|----------|-------|------------|---|------------|-------|----------|---|---------------|-------|-----------------|
| RPI | S | Opponent | Score | RPI | S | Opponent | Score | RPI | S | Opponent | Score | RPI | S | Opponent | Score | |
| 25 | H | Stanford | 59 81 | | | | | 73 | H | Pepperdine | 64 65 | 104 | H | American | 57 69 | |
| | | | | | | | | 84 | H | FGCU | 67 73 | 160 | A | San Diego | 50 58 | |
| | | | | | | | | 85 | H | Portland | 65 72 | 230 | A | San Diego St. | 57 58 | |
| | | | | | | | | | | | | 260 | H | Seattle U | 67 51 | |
| ----- | | | | | | | | | | | | | | | | |
| LAST 12 Division I GAMES: | | | | | | | | | | | | | | | | |
| 160 | A | San Diego | 50 58 | 25 | H | Stanford | 59 81 | 84 | H | FGCU | 67 73 | 104 | H | American | 57 69 | |
| 230 | A | San Diego St. | 57 58 | | | | | 260 | H | Seattle U | 67 51 | | | | | |
| 73 | H | Pepperdine | 64 65 | | | | | 85 | H | Portland | 65 72 | | | | | |

Non-Div I Games:

Hawai i

| | | | | | | | | | | |
|-------------------|----------|-----------|----------------|------------|-------------|---------------|------|------|-------|-----------|
| Average RPI Win: | 334 | WON-LOST | WINNING | LAST 10 | STRENGTH OF | OPP. STRENGTH | TEAM | ADJ. | CONF. | ADJ CONF. |
| Average RPI Loss: | 153 | RECORD | PCT. RANK | GAMES | SCHEDULE | OF SCHEDULE | RPI | RPI | RPI | RPI |
| DIV. I ONLY | 2- 3 | 207 | 1- 0 | 256 | 323 | 278 | 278 | 30 | 30 | |
| DIV. I NON-CONF. | 2- 3 | 207 | 1- 0 | 256 | 323 | 278 | 278 | 30 | 30 | |
| ----- | | | | | | | | | | |
| TOTALS | RPI 1-25 | RPI 26-50 | W-L RECORDS | RPI 51-100 | RPI 101-150 | RPI 150+ | | | | |
| 2- 3 | 0- 1 | 0- 0 | OVERALL | 0- 0 | 0- 1 | 2- 1 | | | | |
| 2- 0 | 0- 0 | 0- 0 | HOME | 0- 0 | 0- 0 | 2- 0 | | | | |
| 0- 3 | 0- 1 | 0- 0 | AWAY | 0- 0 | 0- 1 | 0- 1 | | | | |
| 0- 0 | 0- 0 | 0- 0 | NEUTRAL | 0- 0 | 0- 0 | 0- 0 | | | | |
| 2- 3 | 0- 1 | 0- 0 | NON-CONFERENCE | 0- 0 | 0- 1 | 2- 1 | | | | |
| 2- 0 | 0- 0 | 0- 0 | HOME | 0- 0 | 0- 0 | 2- 0 | | | | |
| 0- 3 | 0- 1 | 0- 0 | AWAY | 0- 0 | 0- 1 | 0- 1 | | | | |
| 0- 0 | 0- 0 | 0- 0 | NEUTRAL | 0- 0 | 0- 0 | 0- 0 | | | | |
| 0- 0 | 0- 0 | 0- 0 | CONFERENCE | 0- 0 | 0- 0 | 0- 0 | | | | |
| 0- 0 | 0- 0 | 0- 0 | HOME | 0- 0 | 0- 0 | 0- 0 | | | | |
| 0- 0 | 0- 0 | 0- 0 | AWAY | 0- 0 | 0- 0 | 0- 0 | | | | |
| 0- 0 | 0- 0 | 0- 0 | NEUTRAL | 0- 0 | 0- 0 | 0- 0 | | | | |

| RPI 1-25 | | | | RPI 26-50 | | | | RPI 51-100 | | | | RPI 101+ | | | | Team's RPI: 278 |
|---------------------------|---|----------------|-------|-----------|---|--------------|-------|------------|---|----------|-------|----------|---|----------------|-------|-----------------|
| RPI | S | Opponent | Score | RPI | S | Opponent | Score | RPI | S | Opponent | Score | RPI | S | Opponent | Score | |
| 22 | A | Kentucky | 49 71 | | | | | | | | | 140 | A | Miami (OH) | 55 68 | |
| | | | | | | | | | | | | 296 | A | Davidson | 62 71 | |
| | | | | | | | | | | | | 325 | H | UNC Greensboro | 82 75 | |
| | | | | | | | | | | | | 343 | H | N.C. Central | 80 69 | |
| LAST 12 Division I GAMES: | | | | | | | | | | | | | | | | |
| 325 | H | UNC Greensboro | 82 75 | 22 | A | Kentucky | 49 71 | | | | | | | | | |
| 296 | A | Davidson | 62 71 | 343 | H | N.C. Central | 80 69 | | | | | | | | | |
| 140 | A | Miami (OH) | 55 68 | | | | | | | | | | | | | |

Non-Div I Games: Greensboro 102 50 Mars Hill 86 36

High Point

| Hofstra | | | | Through Games Of Dec. 4, 2018 | | | | | | | |
|------------------|----------|------|-----------|-------------------------------|----------------|-------------|---------------|-------------|------|----------|-----------|
| Average RPI | Win: | 250 | WON-LOST | WINNING | LAST 10 | STRENGTH OF | OPP. STRENGTH | TEAM | ADJ. | CONF. | ADJ CONF. |
| Average RPI | Loss: | 170 | RECORD | PCT. RANK | GAMES | SCHEDULE | OF SCHEDULE | RPI | RPI | RPI | RPI |
| DIV. I ONLY | | 3- 5 | 216 | 0- 1 | 296 | 165 | 290 | 290 | 13 | 13 | |
| DIV. I NON-CONF. | | 3- 5 | 216 | 0- 1 | 296 | 165 | 290 | 290 | 13 | 13 | |
| ----- | | | | | | | | | | | |
| TOTALS | RPI 1-25 | | RPI 26-50 | | W-L RECORDS | RPI 51-100 | | RPI 101-150 | | RPI 150+ | |
| 3- 5 | 0- 0 | | 0- 0 | | OVERALL | 0- 1 | | 0- 1 | | 3- 3 | |
| 1- 2 | 0- 0 | | 0- 0 | | HOME | 0- 0 | | 0- 0 | | 1- 2 | |
| 1- 1 | 0- 0 | | 0- 0 | | AWAY | 0- 1 | | 0- 0 | | 1- 0 | |
| 1- 2 | 0- 0 | | 0- 0 | | NEUTRAL | 0- 0 | | 0- 1 | | 1- 1 | |
| 3- 5 | 0- 0 | | 0- 0 | | NON-CONFERENCE | 0- 1 | | 0- 1 | | 3- 3 | |
| 1- 2 | 0- 0 | | 0- 0 | | HOME | 0- 0 | | 0- 0 | | 1- 2 | |
| 1- 1 | 0- 0 | | 0- 0 | | AWAY | 0- 1 | | 0- 0 | | 1- 0 | |
| 1- 2 | 0- 0 | | 0- 0 | | NEUTRAL | 0- 0 | | 0- 1 | | 1- 1 | |
| 0- 0 | 0- 0 | | 0- 0 | | CONFERENCE | 0- 0 | | 0- 0 | | 0- 0 | |
| 0- 0 | 0- 0 | | 0- 0 | | HOME | 0- 0 | | 0- 0 | | 0- 0 | |
| 0- 0 | 0- 0 | | 0- 0 | | AWAY | 0- 0 | | 0- 0 | | 0- 0 | |
| 0- 0 | 0- 0 | | 0- 0 | | NEUTRAL | 0- 0 | | 0- 0 | | 0- 0 | |

| RPI 1-25 | | | | RPI 26-50 | | | | RPI 51-100 | | | | RPI 101+ Team's RPI: 290 | | | | | |
|---------------------------|---|----------|-------|-----------|---|-----------------|-------|------------|-----|-------------|--------------|--------------------------|-----|----------|-----------------|----|----|
| RPI | S | Opponent | Score | RPI | S | Opponent | Score | RPI | S | Opponent | Score | RPI | S | Opponent | Score | | |
| | | | | | | | | 74 | A | Stony Brook | 49 | 77 | 118 | N | Marist | 57 | 71 |
| | | | | | | | | | | | | | 154 | N | Wright St. | 64 | 93 |
| | | | | | | | | | | | | | 217 | H | Sacred Heart | 64 | 70 |
| | | | | | | | | | | | | | 221 | H | Iona | 74 | 49 |
| | | | | | | | | | | | | | 242 | A | St. Bonaventure | 67 | 59 |
| | | | | | | | | | | | | | 287 | H | Col umbi a | 63 | 65 |
| | | | | | | | | | | | | | 288 | N | Stetson | 53 | 50 |
| LAST 12 Division I GAMES: | | | | | | | | | | | | | | | | | |
| | | | | 242 | A | St. Bonaventure | 67 | 59 | 217 | H | Sacred Heart | 64 | 70 | | | | |
| | | | | 74 | A | Stony Brook | 49 | 77 | 288 | N | Stetson | 53 | 50 | | | | |
| | | | | 287 | H | Col umbi a | 63 | 65 | 118 | N | Marist | 57 | 71 | | | | |
| | | | | 221 | H | Iona | 74 | 49 | 154 | N | Wright St. | 64 | 93 | | | | |

Non-Div I Games:

Hofstra

| | | | | | | | | | | |
|------------------|-----------|-----------|----------------|------------|-------------|---------------|------|------|-------|-----------|
| Average RPI | Win: 251 | WON-LOST | WINNING | LAST 10 | STRENGTH OF | OPP. STRENGTH | TEAM | ADJ. | CONF. | ADJ CONF. |
| Average RPI | Loss: 150 | RECORD | PCT. RANK | GAMES | SCHEDULE | OF SCHEDULE | RPI | RPI | RPI | RPI |
| DIV. I ONLY | 5- 2 | 78 | 1- 0 | 163 | 254 | 126 | 126 | 20 | 20 | |
| DIV. I NON-CONF. | 5- 2 | 78 | 1- 0 | 163 | 254 | 126 | 126 | 20 | 20 | |
| ----- | | | | | | | | | | |
| TOTALS | RPI 1-25 | RPI 26-50 | W-L RECORDS | RPI 51-100 | RPI 101-150 | RPI 150+ | | | | |
| 5- 2 | 0- 0 | 0- 0 | OVERALL | 1- 1 | 0- 0 | 4- 1 | | | | |
| 3- 1 | 0- 0 | 0- 0 | HOME | 1- 0 | 0- 0 | 2- 1 | | | | |
| 2- 1 | 0- 0 | 0- 0 | AWAY | 0- 1 | 0- 0 | 2- 0 | | | | |
| 0- 0 | 0- 0 | 0- 0 | NEUTRAL | 0- 0 | 0- 0 | 0- 0 | | | | |
| 5- 2 | 0- 0 | 0- 0 | NON-CONFERENCE | 1- 1 | 0- 0 | 4- 1 | | | | |
| 3- 1 | 0- 0 | 0- 0 | HOME | 1- 0 | 0- 0 | 2- 1 | | | | |
| 2- 1 | 0- 0 | 0- 0 | AWAY | 0- 1 | 0- 0 | 2- 0 | | | | |
| 0- 0 | 0- 0 | 0- 0 | NEUTRAL | 0- 0 | 0- 0 | 0- 0 | | | | |
| 0- 0 | 0- 0 | 0- 0 | CONFERENCE | 0- 0 | 0- 0 | 0- 0 | | | | |
| 0- 0 | 0- 0 | 0- 0 | HOME | 0- 0 | 0- 0 | 0- 0 | | | | |
| 0- 0 | 0- 0 | 0- 0 | AWAY | 0- 0 | 0- 0 | 0- 0 | | | | |
| 0- 0 | 0- 0 | 0- 0 | NEUTRAL | 0- 0 | 0- 0 | 0- 0 | | | | |

| RPI 1-25 | | | | RPI 26-50 | | | | RPI 51-100 | | | | RPI 101+ | | | | Team's RPI: 126 |
|---------------------------|---|--------------|-------|-----------|---|----------------|-------|------------|---|----------------|-------|----------|---|--------------|-------|-----------------|
| RPI | S | Opponent | Score | RPI | S | Opponent | Score | RPI | S | Opponent | Score | RPI | S | Opponent | Score | |
| | | | | | | | | 77 | A | Boston College | 63 89 | 223 | H | Brown | 85 89 | |
| | | | | | | | | 89 | H | Rhode Island | 73 65 | 257 | H | UMass Lowell | 63 54 | |
| | | | | | | | | | | | | 289 | H | Rider | 71 61 | |
| | | | | | | | | | | | | 292 | A | Vermont | 65 40 | |
| | | | | | | | | | | | | 330 | A | Albany (NY) | 56 50 | |
| ----- | | | | | | | | | | | | | | | | |
| LAST 12 Division I GAMES: | | | | | | | | | | | | | | | | |
| 257 | H | UMass Lowell | 63 54 | 330 | A | Albany (NY) | 56 50 | 89 | H | Rhode Island | 73 65 | 223 | H | Brown | 85 89 | |
| 292 | A | Vermont | 65 40 | 77 | A | Boston College | 63 89 | 289 | H | Rider | 71 61 | | | | | |

Non-Div I Games:

Holy Cross

H
o
u
s
t
o
n

| | | | | | | | | | | | | | | | |
|---------------------------|---|------------------|--------------------|-------------------------------|------------------|-------------------------|------------------------------|-------------|-------------|-----------------|------------------|--------------------------|---|------------------|--------|
| Houston | | | | Through Games Of Dec. 4, 2018 | | | | | | | | | | | |
| Average RPI Win: | | 238 | WON-LOST RECORD | WINNING PCT. RANK | LAST 10 GAMES | STRENGTH OF SCHEDULE | OPP. STRENGTH OF SCHEDULE | TEAM RPI | ADJ. RPI | CONF. RPI | ADJ CONF. RPI | | | | |
| Average RPI Loss: | | 70 | | | | | | | | | | | | | |
| DIV. I ONLY | | 4- 5 | 185 | 1- 0 | 101 | 88 | 129 | 129 | 8 | 8 | | | | | |
| DIV. I NON-CONF. | | 4- 5 | 185 | 1- 0 | 101 | 88 | 129 | 129 | 8 | 8 | | | | | |
| ----- | | | | | | | | | | | | | | | |
| TOTALS | | RPI 1-25 | RPI 26-50 | | W-L RECORDS | | RPI 51-100 | RPI 101-150 | RPI 150+ | | | | | | |
| 4- 5 | | 0- 1 | 0- 0 | | OVERALL | | 1- 3 | 0- 1 | 3- 0 | | | | | | |
| 1- 2 | | 0- 0 | 0- 0 | | HOME | | 1- 2 | 0- 0 | 0- 0 | | | | | | |
| 3- 3 | | 0- 1 | 0- 0 | | AWAY | | 0- 1 | 0- 1 | 3- 0 | | | | | | |
| 0- 0 | | 0- 0 | 0- 0 | | NEUTRAL | | 0- 0 | 0- 0 | 0- 0 | | | | | | |
| 4- 5 | | 0- 1 | 0- 0 | | NON-CONFERENCE | | 1- 3 | 0- 1 | 3- 0 | | | | | | |
| 1- 2 | | 0- 0 | 0- 0 | | HOME | | 1- 2 | 0- 0 | 0- 0 | | | | | | |
| 3- 3 | | 0- 1 | 0- 0 | | AWAY | | 0- 1 | 0- 1 | 3- 0 | | | | | | |
| 0- 0 | | 0- 0 | 0- 0 | | NEUTRAL | | 0- 0 | 0- 0 | 0- 0 | | | | | | |
| 0- 0 | | 0- 0 | 0- 0 | | CONFERENCE | | 0- 0 | 0- 0 | 0- 0 | | | | | | |
| 0- 0 | | 0- 0 | 0- 0 | | HOME | | 0- 0 | 0- 0 | 0- 0 | | | | | | |
| 0- 0 | | 0- 0 | 0- 0 | | AWAY | | 0- 0 | 0- 0 | 0- 0 | | | | | | |
| 0- 0 | | 0- 0 | 0- 0 | | NEUTRAL | | 0- 0 | 0- 0 | 0- 0 | | | | | | |
| ----- | | | | | | | | | | | | | | | |
| RPI 1-25 | | | | RPI 26-50 | | | | RPI 51-100 | | | | RPI 101+ Team's RPI: 129 | | | |
| RPI | S | Opponent | Score | RPI | S | Opponent | Score | RPI | S | Opponent | Score | RPI | S | Opponent | Score |
| 2 | A | Cal i forni a | 79 80 | | | | | 54 | H | New Mexi co | 84 89 | 133 | A | Loui si ana Tech | 88 100 |
| | | | | | | | | 55 | H | Georgi a Tech | 95 89 | 287 | A | Col umbi a | 83 72 |
| | | | | | | | | 77 | H | Boston Col lege | 57 64 | 298 | A | ETSU | 84 77 |
| | | | | | | | | 84 | A | FGCU | 71 76 | 313 | A | Incarnate Word | 79 60 |
| ----- | | | | | | | | | | | | | | | |
| LAST 12 Division I GAMES: | | | | | | | | | | | | | | | |
| 84 | A | FGCU | 71 76 | 298 | A | ETSU | 84 77 | | | | | | | | |
| 54 | H | New Mexi co | 84 89 | 55 | H | Georgi a Tech | 95 89 | | | | | | | | |
| 287 | A | Col umbi a | 83 72 | 2 | A | Cal i forni a | 79 80 | | | | | | | | |
| 77 | H | Boston Col lege | 57 64 | | | | | | | | | | | | |
| 313 | A | Incarnate Word | 79 60 | | | | | | | | | | | | |
| 133 | A | Loui si ana Tech | 88 100 | | | | | | | | | | | | |

H
o
u
s
t
o
n

Non-Div I Games:

Houston

| | | | | | | | | | | | |
|------------------|----------|------|-----------|-----------|----------------|-------------|---------------|-------------|------|----------|-----------|
| Average RPI | Win: | 0 | WON-LOST | WINNING | LAST 10 | STRENGTH OF | OPP. STRENGTH | TEAM | ADJ. | CONF. | ADJ CONF. |
| Average RPI | Loss: | 203 | RECORD | PCT. RANK | GAMES | SCHEDULE | OF SCHEDULE | RPI | RPI | RPI | RPI |
| DIV. I ONLY | | 0- 2 | | 326 | 0- 0 | 46 | 316 | 283 | 283 | 24 | 24 |
| DIV. I NON-CONF. | | 0- 2 | | 326 | 0- 0 | 46 | 316 | 283 | 283 | 24 | 24 |
| ----- | | | | | | | | | | | |
| TOTALS | RPI 1-25 | | RPI 26-50 | | W-L RECORDS | RPI 51-100 | | RPI 101-150 | | RPI 150+ | |
| 0- 2 | 0- 0 | | 0- 0 | | OVERALL | 0- 0 | | 0- 0 | | 0- 2 | |
| 0- 0 | 0- 0 | | 0- 0 | | HOME | 0- 0 | | 0- 0 | | 0- 0 | |
| 0- 2 | 0- 0 | | 0- 0 | | AWAY | 0- 0 | | 0- 0 | | 0- 2 | |
| 0- 0 | 0- 0 | | 0- 0 | | NEUTRAL | 0- 0 | | 0- 0 | | 0- 0 | |
| 0- 2 | 0- 0 | | 0- 0 | | NON-CONFERENCE | 0- 0 | | 0- 0 | | 0- 2 | |
| 0- 0 | 0- 0 | | 0- 0 | | HOME | 0- 0 | | 0- 0 | | 0- 0 | |
| 0- 2 | 0- 0 | | 0- 0 | | AWAY | 0- 0 | | 0- 0 | | 0- 2 | |
| 0- 0 | 0- 0 | | 0- 0 | | NEUTRAL | 0- 0 | | 0- 0 | | 0- 0 | |
| 0- 0 | 0- 0 | | 0- 0 | | CONFERENCE | 0- 0 | | 0- 0 | | 0- 0 | |
| 0- 0 | 0- 0 | | 0- 0 | | HOME | 0- 0 | | 0- 0 | | 0- 0 | |
| 0- 0 | 0- 0 | | 0- 0 | | AWAY | 0- 0 | | 0- 0 | | 0- 0 | |
| 0- 0 | 0- 0 | | 0- 0 | | NEUTRAL | 0- 0 | | 0- 0 | | 0- 0 | |

| RPI 1-25 | | | | RPI 26-50 | | | | RPI 51-100 | | | | RPI 101+ Team's RPI: 283 | | | |
|----------|---|----------|-------|-----------|---|----------|-------|------------|---|----------|-------|--------------------------|---|---------------|-------|
| RPI | S | Opponent | Score | RPI | S | Opponent | Score | RPI | S | Opponent | Score | RPI | S | Opponent | Score |
| | | | | | | | | | | | | 192 | A | Texas Tech | 76 82 |
| | | | | | | | | | | | | 214 | A | Wi chi ta St. | 50 68 |
| | | | | | | | | | | | | | | | |
| | | | | | | | | | | | | | | | |
| | | | | | | | | | | | | | | | |
| | | | | | | | | | | | | | | | |
| | | | | | | | | | | | | | | | |
| | | | | | | | | | | | | | | | |
| | | | | | | | | | | | | | | | |
| | | | | | | | | | | | | | | | |
| | | | | | | | | | | | | | | | |
| | | | | | | | | | | | | | | | |
| | | | | | | | | | | | | | | | |
| | | | | | | | | | | | | | | | |
| | | | | | | | | | | | | | | | |
| | | | | | | | | | | | | | | | |
| | | | | | | | | | | | | | | | |
| | | | | | | | | | | | | | | | |
| | | | | | | | | | | | | | | | |
| | | | | | | | | | | | | | | | |
| | | | | | | | | | | | | | | | |
| | | | | | | | | | | | | | | | |
| | | | | | | | | | | | | | | | |
| | | | | | | | | | | | | | | | |
| | | | | | | | | | | | | | | | |
| | | | | | | | | | | | | | | | |
| | | | | | | | | | | | | | | | |
| | | | | | | | | | | | | | | | |
| | | | | | | | | | | | | | | | |
| | | | | | | | | | | | | | | | |
| | | | | | | | | | | | | | | | |
| | | | | | | | | | | | | | | | |
| | | | | | | | | | | | | | | | |
| | | | | | | | | | | | | | | | |
| | | | | | | | | | | | | | | | |
| | | | | | | | | | | | | | | | |
| | | | | | | | | | | | | | | | |
| | | | | | | | | | | | | | | | |
| | | | | | | | | | | | | | | | |
| | | | | | | | | | | | | | | | |
| | | | | | | | | | | | | | | | |
| | | | | | | | | | | | | | | | |
| | | | | | | | | | | | | | | | |
| | | | | | | | | | | | | | | | |
| | | | | | | | | | | | | | | | |
| | | | | | | | | | | | | | | | |
| | | | | | | | | | | | | | | | |
| | | | | | | | | | | | | | | | |
| | | | | | | | | | | | | | | | |
| | | | | | | | | | | | | | | | |
| | | | | | | | | | | | | | | | |
| | | | | | | | | | | | | | | | |
| | | | | | | | | | | | | | | | |
| | | | | | | | | | | | | | | | |
| | | | | | | | | | | | | | | | |
| | | | | | | | | | | | | | | | |
| | | | | | | | | | | | | | | | |
| | | | | | | | | | | | | | | | |
| | | | | | | | | | | | | | | | |
| | | | | | | | | | | | | | | | |
| | | | | | | | | | | | | | | | |
| | | | | | | | | | | | | | | | |
| | | | | | | | | | | | | | | | |
| | | | | | | | | | | | | | | | |
| | | | | | | | | | | | | | | | |
| | | | | | | | | | | | | | | | |
| | | | | | | | | | | | | | | | |
| | | | | | | | | | | | | | | | |
| | | | | | | | | | | | | | | | |
| | | | | | | | | | | | | | | | |
| | | | | | | | | | | | | | | | |
| | | | | | | | | | | | | | | | |
| | | | | | | | | | | | | | | | |
| | | | | | | | | | | | | | | | |
| | | | | | | | | | | | | | | | |
| | | | | | | | | | | | | | | | |
| | | | | | | | | | | | | | | | |
| | | | | | | | | | | | | | | | |
| | | | | | | | | | | | | | | | |
| | | | | | | | | | | | | | | | |
| | | | | | | | | | | | | | | | |
| | | | | | | | | | | | | | | | |
| | | | | | | | | | | | | | | | |
| | | | | | | | | | | | | | | | |
| | | | | | | | | | | | | | | | |
| | | | | | | | | | | | | | | | |
| | | | | | | | | | | | | | | | |
| | | | | | | | | | | | | | | | |
| | | | | | | | | | | | | | | | |
| | | | | | | | | | | | | | | | |
| | | | | | | | | | | | | | | | |
| | | | | | | | | | | | | | | | |
| | | | | | | | | | | | | | | | |
| | | | | | | | | | | | | | | | |
| | | | | | | | | | | | | | | | |
| | | | | | | | | | | | | | | | |
| | | | | | | | | | | | | | | | |
| | | | | | | | | | | | | | | | |
| | | | | | | | | | | | | | | | |
| | | | | | | | | | | | | | | | |
| | | | | | | | | | | | | | | | |
| | | | | | | | | | | | | | | | |
| | | | | | | | | | | | | | | | |
| | | | | | | | | | | | | | | | |
| | | | | | | | | | | | | | | | |
| | | | | | | | | | | | | | | | |
| | | | | | | | | | | | | | | | |
| | | | | | | | | | | | | | | | |
| | | | | | | | | | | | | | | | |
| | | | | | | | | | | | | | | | |
| | | | | | | | | | | | | | | | |
| | | | | | | | | | | | | | | | |
| | | | | | | | | | | | | | | | |
| | | | | | | | | | | | | | | | |
| | | | | | | | | | | | | | | | |
| | | | | | | | | | | | | | | | |
| | | | | | | | | | | | | | | | |
| | | | | | | | | | | | | | | | |
| | | | | | | | | | | | | | | | |
| | | | | | | | | | | | | | | | |
| | | | | | | | | | | | | | | | |
| | | | | | | | | | | | | | | | |
| | | | | | | | | | | | | | | | |
| | | | | | | | | | | | | | | | |
| | | | | | | | | | | | | | | | |
| | | | | | | | | | | | | | | | |
| | | | | | | | | | | | | | | | |
| | | | | | | | | | | | | | | | |
| | | | | | | | | | | | | | | | |
| | | | | | | | | | | | | | | | |
| | | | | | | | | | | | | | | | |
| | | | | | | | | | | | | | | | |
| | | | | | | | | | | | | | | | |
| | | | | | | | | | | | | | | | |
| | | | | | | | | | | | | | | | |
| | | | | | | | | | | | | | | | |
| | | | | | | | | | | | | | | | |
| | | | | | | | | | | | | | | | |
| | | | | | | | | | | | | | | | |
| | | | | | | | | | | | | | | | |
| | | | | | | | | | | | | | | | |
| | | | | | | | | | | | | | | | |
| | | | | | | | | | | | | | | | |
| | | | | | | | | | | | | | | | |
| | | | | | | | | | | | | | | | |
| | | | | | | | | | | | | | | | |
| | | | | | | | | | | | | | | | |
| | | | | | | | | | | | | | | | |
| | | | | | | | | | | | | | | | |
| | | | | | | | | | | | | | | | |
| | | | | | | | | | | | | | | | |
| | | | | | | | | | | | | | | | |
| | | | | | | | | | | | | | | | |
| | | | | | | | | | | | | | | | |
| | | | | | | | | | | | | | | | |
| | | | | | | | | | | | | | | | |
| | | | | | | | | | | | | | | | |
| | | | | | | | | | | | | | | | |
| | | | | | | | | | | | | | | | |
| | | | | | | | | | | | | | | | |
| | | | | | | | | | | | | | | | |
| | | | | | | | | | | | | | | | |
| | | | | | | | | | | | | | | | |
| | | | | | | | | | | | | | | | |
| | | | | | | | | | | | | | | | |
| | | | | | | | | | | | | | | | |
| | | | | | | | | | | | | | | | |
| | | | | | | | | | | | | | | | |
| | | | | | | | | | | | | | | | |
| | | | | | | | | | | | | | | | |
| | | | | | | | | | | | | | | | |
| | | | | | | | | | | | | | | | |
| | | | | | | | | | | | | | | | |
| | | | | | | | | | | | | | | | |
| | | | | | | | | | | | | | | | |
| | | | | | | | | | | | | | | | |
| | | | | | | | | | | | | | | | |
| | | | | | | | | | | | | | | | |
| | | | | | | | | | | | | | | | |
| | | | | | | | | | | | | | | | |
| | | | | | | | | | | | | | | | |
| | | | | | | | | | | | | | | | |
| | | | | | | | | | | | | | | | |
| | | | | | | | | | | | | | | | |
| | | | | | | | | | | | | | | | |
| | | | | | | | | | | | | | | | |
| | | | | | | | | | | | | | | | |
| | | | | | | | | | | | | | | | |
| | | | | | | | | | | | | | | | |
| | | | | | | | | | | | | | | | |
| | | | | | | | | | | | | | | | |
| | | | | | | | | | | | | | | | |
| | | | | | | | | | | | | | | | |
| | | | | | | | | | | | | | | | |
| | | | | | | | | | | | | | | | |
| | | | | | | | | | | | | | | | |
| | | | | | | | | | | | | | | | |
| | | | | | | | | | | | | | | | |
| | | | | | | | | | | | | | | | |
| | | | | | | | | | | | | | | | |
| | | | | | | | | | | | | | | | |
| | | | | | | | | | | | | | | | |
| | | | | | | | | | | | | | | | |
| | | | | | | | | | | | | | | | |
| | | | | | | | | | | | | | | | |
| | | | | | | | | | | | | | | | |
| | | | | | | | | | | | | | | | |
| | | | | | | | | | | | | | | | |
| | | | | | | | | | | | | | | | |
| | | | | | | | | | | | | | | | |
| | | | | | | | | | | | | | | | |
| | | | | | | | | | | | | | | | |
| | | | | | | | | | | | | | | | |
| | | | | | | | | | | | | | | | |
| | | | | | | | | | | | | | | | |
| | | | | | | | | | | | | | | | |
| | | | | | | | | | | | | | | | |
| | | | | | | | | | | | | | | | |
| | | | | | | | | | | | | | | | |
| | | | | | | | | | | | | | | | |
| | | | | | | | | | | | | | | | |
| | | | | | | | | | | | | | | | |
| | | | | | | | | | | | | | | | |
| | | | | | | | | | | | | | | | |
| | | | | | | | | | | | | | | | |
| | | | | | | | | | | | | | | | |
| | | | | | | | | | | | | | | | |
| | | | | | | | | | | | | | | | |
| | | | | | | | | | | | | | | | |
| | | | | | | | | | | | | | | | |
| | | | | | | | | | | | | | | | |
| | | | | | | | | | | | | | | | |
| | | | | | | | | | | | | | | | |
| | | | | | | | | | | | | | | | |
| | | | | | | | | | | | | | | | |
| | | | | | | | | | | | | | | | |
| | | | | | | | | | | | | | | | |
| | | | | | | | | | | | | | | | |
| | | | | | | | | | | | | | | | |
| | | | | | | | | | | | | | | | |
| | | | | | | | | | | | | | | | |
| | | | | | | | | | | | | | | | |
| | | | | | | | | | | | | | | | |
| | | | | | | | | | | | | | | | |
| | | | | | | | | | | | | | | | |
| | | | | | | | | | | | | | | | |
| | | | | | | | | | | | | | | | |
| | | | | | | | | | | | | | | | |
| | | | | | | | | | | | | | | | |
| | | | | | | | | | | | | | | | |
| | | | | | | | | | | | | | | | |
| | | | | | | | | | | | | | | | |
| | | | | | | | | | | | | | | | |
| | | | | | | | | | | | | | | | |
| | | | | | | | | | | | | | | | |
| | | | | | | | | | | | | | | | |
| | | | | | | | | | | | | | | | |
| | | | | | | | | | | | | | | | |
| | | | | | | | | | | | | | | | |
| | | | | | | | | | | | | | | | |
| | | | | | | | | | | | | | | | |
| | | | | | | | | | | | | | | | |
| | | | | | | | | | | | | | | | |
| | | | | | | | | | | | | | | | |
| | | | | | | | | | | | | | | | |
| | | | | | | | | | | | | | | | |
| | | | | | | | | | | | | | | | |
| | | | | | | | | | | | | | | | |
| | | | | | | | | | | | | | | | |
| | | | | | | | | | | | | | | | |
| | | | | | | | | | | | | | | | |
| | | | | | | | | | | | | | | | |
| | | | | | | | | | | | | | | | |
| | | | | | | | | | | | | | | | |
| | | | | | | | | | | | | | | | |
| | | | | | | | | | | | | | | | |
| | | | | | | | | | | | | | | | |
| | | | | | | | | | | | | | | | |
| | | | | | | | | | | | | | | | |
| | | | | | | | | | | | | | | | |
| | | | | | | | | | | | | | | | |
| | | | | | | | | | | | | | | | |
| | | | | | | | | | | | | | | | |
| | | | | | | | | | | | | | | | |
| | | | | | | | | | | | | | | | |
| | | | | | | | | | | | | | | | |
| | | | | | | | | | | | | | | | |
| | | | | | | | | | | | | | | | |
| | | | | | | | | | | | | | | | |
| | | | | | | | | | | | | | | | |
| | | | | | | | | | | | | | | | |
| | | | | | | | | | | | | | | | |
| | | | | | | | | | | | | | | | |
| | | | | | | | | | | | | | | | |
| | | | | | | | | | | | | | | | |
| | | | | | | | | | | | | | | | |
| | | | | | | | | | | | | | | | |
| | | | | | | | | | | | | | | | |
| | | | | | | | | | | | | | | | |
| | | | | | | | | | | | | | | | |
| | | | | | | | | | | | | | | | |
| | | | | | | | | | | | | | | | |
| | | | | | | | | | | | | | | | |
| | | | | | | | | | | | | | | | |
| | | | | | | | | | | | | | | | |
| | | | | | | | | | | | | | | | |
| | | | | | | | | | | | | | | | |
| | | | | | | | | | | | | | | | |
| | | | | | | | | | | | | | | | |
| | | | | | | | | | | | | | | | |
| | | | | | | | | | | | | | | | |
| | | | | | | | | | | | | | | | |
| | | | | | | | | | | | | | | | |
| | | | | | | | | | | | | | | | |
| | | | | | | | | | | | | | | | |
| | | | | | | | | | | | | | | | |
| | | | | | | | | | | | | | | | |
| | | | | | | | | | | | | | | | |
| | | | | | | | | | | | | | | | |
| | | | | | | | | | | | | | | | |
| | | | | | | | | | | | | | | | |
| | | | | | | | | | | | | | | | |
| | | | | | | | | | | | | | | | |
| | | | | | | | | | | | | | | | |
| | | | | | | | | | | | | | | | |
| | | | | | | | | | | | | | | | |
| | | | | | | | | | | | | | | | |
| | | | | | | | | | | | | | | | |
| | | | | | | | | | | | | | | | |
| | | | | | | | | | | | | | | | |
| | | | | | | | | | | | | | | | |
| | | | | | | | | | | | | | | | |
| | | | | | | | | | | | | | | | |
| | | | | | | | | | | | | | | | |
| | | | | | | | | | | | | | | | |
| | | | | | | | | | | | | | | | |
| | | | | | | | | | | | | | | | |
| | | | | | | | | | | | | | | | |
| | | | | | | | | | | | | | | | |
| | | | | | | | | | | | | | | | |
| | | | | | | | | | | | | | | | |
| | | | | | | | | | | | | | | | |
| | | | | | | | | | | | | | | | |
| | | | | | | | | | | | | | | | |
| | | | | | | | | | | | | | | | |
| | | | | | | | | | | | | | | | |
| | | | | | | | | | | | | | | | |
| | | | | | | | | | | | | | | | |
| | | | | | | | | | | | | | | | |
| | | | | | | | | | | | | | | | |
| | | | | | | | | | | | | | | | |
| | | | | | | | | | | | | | | | |
| | | | | | | | | | | | | | | | |
| | | | | | | | | | | | | | | | |
| | | | | | | | | | | | | | | | |
| | | | | | | | | | | | | | | | |
| | | | | | | | | | | | | | | | |
| | | | | | | | | | | | | | | | |
| | | | | | | | | | | | | | | | |
| | | | | | | | | | | | | | | | |
| | | | | | | | | | | | | | | | |
| | | | | | | | | | | | | | | | |
| | | | | | | | | | | | | | | | |
| | | | | | | | | | | | | | | | |

Average RPI Win: 290
Average RPI Loss: 215

WON-LOST
RECORD

WINNING
PCT. RANK

LAST 10
GAMES

STRENGTH OF
SCHEDULE

OPP. STRENGTH
OF SCHEDULE

TEAM
RPI

ADJ.
RPI

CONF.
RPI

ADJ CONF.
RPI

| | | | | | | | | | |
|------------------|----------|-----------|----------------|------------|-------------|----------|-----|----|----|
| DIV. I ONLY | 5- 2 | 78 | 1- 0 | 343 | 259 | 263 | 263 | 32 | 32 |
| DIV. I NON-CONF. | 5- 2 | 78 | 1- 0 | 343 | 259 | 263 | 263 | 32 | 32 |
| TOTALS | RPI 1-25 | RPI 26-50 | W-L RECORDS | RPI 51-100 | RPI 101-150 | RPI 150+ | | | |
| 5- 2 | 0- 0 | 0- 0 | OVERALL | 0- 0 | 0- 0 | 5- 2 | | | |
| 2- 1 | 0- 0 | 0- 0 | HOME | 0- 0 | 0- 0 | 2- 1 | | | |
| 3- 1 | 0- 0 | 0- 0 | AWAY | 0- 0 | 0- 0 | 3- 1 | | | |
| 0- 0 | 0- 0 | 0- 0 | NEUTRAL | 0- 0 | 0- 0 | 0- 0 | | | |
| 5- 2 | 0- 0 | 0- 0 | NON-CONFERENCE | 0- 0 | 0- 0 | 5- 2 | | | |
| 2- 1 | 0- 0 | 0- 0 | HOME | 0- 0 | 0- 0 | 2- 1 | | | |
| 3- 1 | 0- 0 | 0- 0 | AWAY | 0- 0 | 0- 0 | 3- 1 | | | |
| 0- 0 | 0- 0 | 0- 0 | NEUTRAL | 0- 0 | 0- 0 | 0- 0 | | | |
| 0- 0 | 0- 0 | 0- 0 | CONFERENCE | 0- 0 | 0- 0 | 0- 0 | | | |
| 0- 0 | 0- 0 | 0- 0 | HOME | 0- 0 | 0- 0 | 0- 0 | | | |
| 0- 0 | 0- 0 | 0- 0 | AWAY | 0- 0 | 0- 0 | 0- 0 | | | |
| 0- 0 | 0- 0 | 0- 0 | NEUTRAL | 0- 0 | 0- 0 | 0- 0 | | | |

| RPI | S | Opponent | Score | RPI | S | Opponent | Score | RPI | S | Opponent | Score | RPI | S | Opponent | Score | Team's RPI: 263 |
|---------------------------|---|----------|-------|-----|---|----------|-------|-----|---|----------|-------|-----|---|---------------------|-------|-----------------|
| | | | | | | | | | | | | 151 | H | George Mason | 73 59 | |
| | | | | | | | | | | | | 174 | A | William & Mary | 75 88 | |
| | | | | | | | | | | | | 256 | H | Siena | 81 86 | |
| | | | | | | | | | | | | 305 | A | Niagara | 68 61 | |
| | | | | | | | | | | | | 312 | A | La Salle | 57 54 | |
| | | | | | | | | | | | | 339 | A | Fairleigh Dickinson | 79 58 | |
| | | | | | | | | | | | | 342 | H | NJIT | 77 57 | |
| LAST 12 Division I GAMES: | | | | | | | | | | | | | | | | |
| | | | | | | | | | | | | 339 | A | Fairleigh Dickinson | 79 58 | |
| | | | | | | | | | | | | 256 | H | Siena | 81 86 | |
| | | | | | | | | | | | | 174 | A | William & Mary | 75 88 | |
| | | | | | | | | | | | | 342 | H | NJIT | 77 57 | |
| | | | | | | | | | | | | 312 | A | La Salle | 57 54 | |
| | | | | | | | | | | | | 305 | A | Niagara | 68 61 | |
| | | | | | | | | | | | | 151 | H | George Mason | 73 59 | |

Howard

Howard

Non-Div I Games:

Howard

Loss, Non-Conf, S Site, H Home A Away N Neutral

| | | | | | | | | | | |
|-------------------|----------|-----------|----------------|------------|-------------|---------------|------|------|-------|-----------|
| Average RPI Win: | 125 | WON-LOST | WINNING | LAST 10 | STRENGTH OF | OPP. STRENGTH | TEAM | ADJ. | CONF. | ADJ CONF. |
| Average RPI Loss: | 109 | RECORD | PCT. RANK | GAMES | SCHEDULE | OF SCHEDULE | RPI | RPI | RPI | RPI |
| DIV. I ONLY | 5- 2 | 78 | 1- 0 | 44 | 61 | 23 | 23 | 14 | 14 | |
| DIV. I NON-CONF. | 5- 2 | 78 | 1- 0 | 44 | 61 | 23 | 23 | 14 | 14 | |
| ----- | | | | | | | | | | |
| TOTALS | RPI 1-25 | RPI 26-50 | W-L RECORDS | RPI 51-100 | RPI 101-150 | RPI 150+ | | | | |
| 5- 2 | 0- 0 | 1- 0 | OVERALL | 1- 1 | 1- 1 | 2- 0 | | | | |
| 1- 1 | 0- 0 | 0- 0 | HOME | 1- 1 | 0- 0 | 0- 0 | | | | |
| 3- 1 | 0- 0 | 0- 0 | AWAY | 0- 0 | 1- 1 | 2- 0 | | | | |
| 1- 0 | 0- 0 | 1- 0 | NEUTRAL | 0- 0 | 0- 0 | 0- 0 | | | | |
| 5- 2 | 0- 0 | 1- 0 | NON-CONFERENCE | 1- 1 | 1- 1 | 2- 0 | | | | |
| 1- 1 | 0- 0 | 0- 0 | HOME | 1- 1 | 0- 0 | 0- 0 | | | | |
| 3- 1 | 0- 0 | 0- 0 | AWAY | 0- 0 | 1- 1 | 2- 0 | | | | |
| 1- 0 | 0- 0 | 1- 0 | NEUTRAL | 0- 0 | 0- 0 | 0- 0 | | | | |
| 0- 0 | 0- 0 | 0- 0 | CONFERENCE | 0- 0 | 0- 0 | 0- 0 | | | | |
| 0- 0 | 0- 0 | 0- 0 | HOME | 0- 0 | 0- 0 | 0- 0 | | | | |
| 0- 0 | 0- 0 | 0- 0 | AWAY | 0- 0 | 0- 0 | 0- 0 | | | | |
| 0- 0 | 0- 0 | 0- 0 | NEUTRAL | 0- 0 | 0- 0 | 0- 0 | | | | |

| RPI 1-25 | | | | Team's RPI : 23 | | | |
|----------|---|----------|-------|-----------------|--|--|--|
| RPI | S | Opponent | Score | | | | |
| 41 | N | VCU | 63 61 | | | | |

| RPI 26-50 | | | |
|-----------|---|----------|-------|
| RPI | S | Opponent | Score |
| 41 | N | VCU | 63 61 |

| RPI 51-100 | | | |
|------------|---|-----------|-------|
| RPI | S | Opponent | Score |
| 57 | H | UT Martin | 73 72 |
| 87 | H | UNI | 40 53 |

| RPI 101+ | | | |
|----------|---|-------------|-------|
| RPI | S | Opponent | Score |
| 101 | A | Indiana St. | 64 59 |
| 130 | A | Wisconsin | 64 65 |
| 208 | A | Ole Miss | 66 58 |
| 219 | A | UTSA | 58 50 |

| LAST 12 Division I GAMES: | | | |
|---------------------------|---|-------------|-------|
| 101 | A | Indiana St. | 64 59 |
| 87 | H | UNI | 40 53 |
| 41 | N | VCU | 63 61 |
| 219 | A | UTSA | 58 50 |
| 130 | A | Wisconsin | 64 65 |
| 57 | H | UT Martin | 73 72 |
| 208 | A | Ole Miss | 66 58 |

Non-Div I Games: Purdue Northwest 101 40

IUPUI

| | | | | | | | | | | |
|-------------------|----------|-----------|----------------|------------|-------------|---------------|------|------|-------|-----------|
| Average RPI Win: | 195 | WON-LOST | WINNING | LAST 10 | STRENGTH OF | OPP. STRENGTH | TEAM | ADJ. | CONF. | ADJ CONF. |
| Average RPI Loss: | 115 | RECORD | PCT. RANK | GAMES | SCHEDULE | OF SCHEDULE | RPI | RPI | RPI | RPI |
| DIV. I ONLY | 3- 3 | 159 | 1- 0 | 178 | 82 | 152 | 152 | 10 | 10 | |
| DIV. I NON-CONF. | 3- 3 | 159 | 1- 0 | 178 | 82 | 152 | 152 | 10 | 10 | |
| ----- | | | | | | | | | | |
| TOTALS | RPI 1-25 | RPI 26-50 | W-L RECORDS | RPI 51-100 | RPI 101-150 | RPI 150+ | | | | |
| 3- 3 | 0- 1 | 0- 0 | OVERALL | 0- 1 | 1- 0 | 2- 1 | | | | |
| 2- 0 | 0- 0 | 0- 0 | HOME | 0- 0 | 1- 0 | 1- 0 | | | | |
| 1- 2 | 0- 1 | 0- 0 | AWAY | 0- 0 | 0- 0 | 1- 1 | | | | |
| 0- 1 | 0- 0 | 0- 0 | NEUTRAL | 0- 1 | 0- 0 | 0- 0 | | | | |
| 3- 3 | 0- 1 | 0- 0 | NON-CONFERENCE | 0- 1 | 1- 0 | 2- 1 | | | | |
| 2- 0 | 0- 0 | 0- 0 | HOME | 0- 0 | 1- 0 | 1- 0 | | | | |
| 1- 2 | 0- 1 | 0- 0 | AWAY | 0- 0 | 0- 0 | 1- 1 | | | | |
| 0- 1 | 0- 0 | 0- 0 | NEUTRAL | 0- 1 | 0- 0 | 0- 0 | | | | |
| 0- 0 | 0- 0 | 0- 0 | CONFERENCE | 0- 0 | 0- 0 | 0- 0 | | | | |
| 0- 0 | 0- 0 | 0- 0 | HOME | 0- 0 | 0- 0 | 0- 0 | | | | |
| 0- 0 | 0- 0 | 0- 0 | AWAY | 0- 0 | 0- 0 | 0- 0 | | | | |
| 0- 0 | 0- 0 | 0- 0 | NEUTRAL | 0- 0 | 0- 0 | 0- 0 | | | | |

| RPI 1-25 | | | | RPI 26-50 | | | | RPI 51-100 | | | | RPI 101+ | | | | Team's RPI: 152 |
|---------------------------|---|----------|--------|-----------|---|----------------|--------|------------|---|-----------|-------|----------|---|----------------|-------|-----------------|
| RPI | S | Opponent | Score | RPI | S | Opponent | Score | RPI | S | Opponent | Score | RPI | S | Opponent | Score | |
| 25 | A | Stanford | 71 115 | | | | | 53 | N | Boise St. | 85 91 | 115 | H | CSUN | 88 73 | |
| | | | | | | | | | | | | 192 | A | Texas Tech | 88 77 | |
| | | | | | | | | | | | | 266 | A | Long Beach St. | 63 70 | |
| | | | | | | | | | | | | 277 | H | San Francisco | 70 63 | |
| LAST 12 Division I GAMES: | | | | | | | | | | | | | | | | |
| | | | | 277 | H | San Francisco | 70 63 | | | | | | | | | |
| | | | | 266 | A | Long Beach St. | 63 70 | | | | | | | | | |
| | | | | 53 | N | Boise St. | 85 91 | | | | | | | | | |
| | | | | 192 | A | Texas Tech | 88 77 | | | | | | | | | |
| | | | | 25 | A | Stanford | 71 115 | | | | | | | | | |
| | | | | 115 | H | CSUN | 88 73 | | | | | | | | | |

Non-Div I Games:

Idaho

| | | | | | | | | | | |
|-------------------|----------|-----------|----------------|------------|-------------|---------------|------|------|-------|-----------|
| Average RPI Win: | 284 | WON-LOST | WINNING | LAST 10 | STRENGTH OF | OPP. STRENGTH | TEAM | ADJ. | CONF. | ADJ CONF. |
| Average RPI Loss: | 89 | RECORD | PCT. RANK | GAMES | SCHEDULE | OF SCHEDULE | RPI | RPI | RPI | RPI |
| DIV. I ONLY | 2- 4 | 230 | 0- 0 | 33 | 283 | 117 | 117 | 10 | 10 | |
| DIV. I NON-CONF. | 2- 4 | 230 | 0- 0 | 33 | 283 | 117 | 117 | 10 | 10 | |
| <hr/> | | | | | | | | | | |
| TOTALS | RPI 1-25 | RPI 26-50 | W-L RECORDS | RPI 51-100 | RPI 101-150 | RPI 150+ | | | | |
| 2- 4 | 0- 1 | 0- 0 | OVERALL | 0- 1 | 0- 2 | 2- 0 | | | | |
| 0- 0 | 0- 0 | 0- 0 | HOME | 0- 0 | 0- 0 | 0- 0 | | | | |
| 1- 3 | 0- 1 | 0- 0 | AWAY | 0- 0 | 0- 2 | 1- 0 | | | | |
| 1- 1 | 0- 0 | 0- 0 | NEUTRAL | 0- 1 | 0- 0 | 1- 0 | | | | |
| 2- 4 | 0- 1 | 0- 0 | NON-CONFERENCE | 0- 1 | 0- 2 | 2- 0 | | | | |
| 0- 0 | 0- 0 | 0- 0 | HOME | 0- 0 | 0- 0 | 0- 0 | | | | |
| 1- 3 | 0- 1 | 0- 0 | AWAY | 0- 0 | 0- 2 | 1- 0 | | | | |
| 1- 1 | 0- 0 | 0- 0 | NEUTRAL | 0- 1 | 0- 0 | 1- 0 | | | | |
| 0- 0 | 0- 0 | 0- 0 | CONFERENCE | 0- 0 | 0- 0 | 0- 0 | | | | |
| 0- 0 | 0- 0 | 0- 0 | HOME | 0- 0 | 0- 0 | 0- 0 | | | | |
| 0- 0 | 0- 0 | 0- 0 | AWAY | 0- 0 | 0- 0 | 0- 0 | | | | |
| 0- 0 | 0- 0 | 0- 0 | NEUTRAL | 0- 0 | 0- 0 | 0- 0 | | | | |

| RPI 1-25 | | | | RPI 26-50 | | | | RPI 51-100 | | | | RPI 101+ | | | | Team's RPI: 117 |
|---------------------------|---|----------|-------|-----------|---|----------|-------|------------|---|-----------------------|-------|----------|---|-----------------------|-------|-----------------|
| RPI | S | Opponent | Score | RPI | S | Opponent | Score | RPI | S | Opponent | Score | RPI | S | Opponent | Score | |
| 18 | A | Gonzaga | 51 70 | | | | | 55 | N | Georgi a Tech | 51 74 | 135 | A | Ari zona | 46 71 | |
| | | | | | | | | | | | | 147 | A | Utah | 60 74 | |
| | | | | | | | | | | | | 261 | N | Kennesaw St. | 60 49 | |
| | | | | | | | | | | | | 307 | A | Cal i forni a Baptist | 72 57 | |
| <hr/> | | | | | | | | | | | | | | | | |
| LAST 12 Division I GAMES: | | | | | | | | | | | | | | | | |
| | | | | | | | | 55 | N | Georgi a Tech | 51 74 | | | | | |
| | | | | | | | | 261 | N | Kennesaw St. | 60 49 | | | | | |
| | | | | | | | | 147 | A | Utah | 60 74 | | | | | |
| | | | | | | | | 18 | A | Gonzaga | 51 70 | | | | | |
| | | | | | | | | 135 | A | Ari zona | 46 71 | | | | | |
| | | | | | | | | 307 | A | Cal i forni a Baptist | 72 57 | | | | | |

Non-Div I Games: Benedictine Mesa 88 51

Idaho St.

| | | | | | | | | | | |
|------------------|----------|-----------------|-------------------|---------------|----------------------|---------------------------|----------|----------|-----------|----------------|
| Average RPI | Win: 247 | WON-LOST RECORD | WINNING PCT. RANK | LAST 10 GAMES | STRENGTH OF SCHEDULE | OPP. STRENGTH OF SCHEDULE | TEAM RPI | ADJ. RPI | CONF. RPI | ADJ. CONF. RPI |
| Average RPI | Loss: 88 | | | | | | | | | |
| DIV. I ONLY | 5- 2 | 78 | 1- 0 | 244 | 158 | 150 | 150 | 3 | 3 | |
| DIV. I NON-CONF. | 5- 2 | 78 | 1- 0 | 244 | 158 | 150 | 150 | 3 | 3 | |
| ----- | | | | | | | | | | |
| TOTALS | RPI 1-25 | RPI 26-50 | W-L RECORDS | RPI 51-100 | RPI 101-150 | RPI 150+ | | | | |
| 5- 2 | 0- 0 | 0- 0 | OVERALL | 0- 1 | 0- 1 | 5- 0 | | | | |
| 4- 0 | 0- 0 | 0- 0 | HOME | 0- 0 | 0- 0 | 4- 0 | | | | |
| 1- 1 | 0- 0 | 0- 0 | AWAY | 0- 1 | 0- 0 | 1- 0 | | | | |
| 0- 1 | 0- 0 | 0- 0 | NEUTRAL | 0- 0 | 0- 1 | 0- 0 | | | | |
| 5- 2 | 0- 0 | 0- 0 | NON-CONFERENCE | 0- 1 | 0- 1 | 5- 0 | | | | |
| 4- 0 | 0- 0 | 0- 0 | HOME | 0- 0 | 0- 0 | 4- 0 | | | | |
| 1- 1 | 0- 0 | 0- 0 | AWAY | 0- 1 | 0- 0 | 1- 0 | | | | |
| 0- 1 | 0- 0 | 0- 0 | NEUTRAL | 0- 0 | 0- 1 | 0- 0 | | | | |
| 0- 0 | 0- 0 | 0- 0 | CONFERENCE | 0- 0 | 0- 0 | 0- 0 | | | | |
| 0- 0 | 0- 0 | 0- 0 | HOME | 0- 0 | 0- 0 | 0- 0 | | | | |
| 0- 0 | 0- 0 | 0- 0 | AWAY | 0- 0 | 0- 0 | 0- 0 | | | | |
| 0- 0 | 0- 0 | 0- 0 | NEUTRAL | 0- 0 | 0- 0 | 0- 0 | | | | |

| RPI 1-25 | | | | RPI 26-50 | | | | RPI 51-100 | | | | RPI 101+ Team's RPI: 150 | | | |
|---------------------------|---|----------------|---------|-----------|---|----------|-------|------------|---|--------------|-------|--------------------------|---|----------------|---------|
| RPI | S | Opponent | Score | RPI | S | Opponent | Score | RPI | S | Opponent | Score | RPI | S | Opponent | Score |
| | | | | | | | | 71 | A | Clemson | 67 69 | 105 | N | Sacramento St. | 107 109 |
| | | | | | | | | | | | | 159 | H | Eastern Mi ch. | 72 66 |
| | | | | | | | | | | | | 218 | H | Al abama A&M | 88 60 |
| | | | | | | | | | | | | 276 | H | Val parai so | 73 54 |
| | | | | | | | | | | | | 287 | H | Col umbi a | 76 69 |
| | | | | | | | | | | | | 294 | A | Cal Poly | 74 51 |
| ----- | | | | | | | | | | | | | | | |
| LAST 12 Division I GAMES: | | | | | | | | | | | | | | | |
| 159 | H | Eastern Mi ch. | 72 66 | 71 | A | Clemson | 67 69 | 218 | H | Al abama A&M | 88 60 | | | | |
| 105 | N | Sacramento St. | 107 109 | | | | | | | | | | | | |
| 294 | A | Cal Poly | 74 51 | | | | | | | | | | | | |
| 287 | H | Col umbi a | 76 69 | | | | | | | | | | | | |
| 276 | H | Val parai so | 73 54 | | | | | | | | | | | | |

Non-Div I Games:

| | | | | | | | | | | |
|-------------------|----------|-----------|----------------|------------|-------------|---------------|------|------|-------|-----------|
| Average RPI Win: | 244 | WON-LOST | WINNING | LAST 10 | STRENGTH OF | OPP. STRENGTH | TEAM | ADJ. | CONF. | ADJ CONF. |
| Average RPI Loss: | 175 | RECORD | PCT. RANK | GAMES | SCHEDULE | OF SCHEDULE | RPI | RPI | RPI | RPI |
| DIV. I ONLY | 3- 4 | 189 | 1- 0 | 281 | 256 | 270 | 270 | 16 | 16 | |
| DIV. I NON-CONF. | 3- 4 | 189 | 1- 0 | 281 | 256 | 270 | 270 | 16 | 16 | |
| TOTALS | RPI 1-25 | RPI 26-50 | W-L RECORDS | RPI 51-100 | RPI 101-150 | RPI 150+ | | | | |
| 3- 4 | 0- 0 | 0- 0 | OVERALL | 0- 0 | 1- 1 | 2- 3 | | | | |
| 3- 0 | 0- 0 | 0- 0 | HOME | 0- 0 | 1- 0 | 2- 0 | | | | |
| 0- 4 | 0- 0 | 0- 0 | AWAY | 0- 0 | 0- 1 | 0- 3 | | | | |
| 0- 0 | 0- 0 | 0- 0 | NEUTRAL | 0- 0 | 0- 0 | 0- 0 | | | | |
| 3- 4 | 0- 0 | 0- 0 | NON-CONFERENCE | 0- 0 | 1- 1 | 2- 3 | | | | |
| 3- 0 | 0- 0 | 0- 0 | HOME | 0- 0 | 1- 0 | 2- 0 | | | | |
| 0- 4 | 0- 0 | 0- 0 | AWAY | 0- 0 | 0- 1 | 0- 3 | | | | |
| 0- 0 | 0- 0 | 0- 0 | NEUTRAL | 0- 0 | 0- 0 | 0- 0 | | | | |
| 0- 0 | 0- 0 | 0- 0 | CONFERENCE | 0- 0 | 0- 0 | 0- 0 | | | | |
| 0- 0 | 0- 0 | 0- 0 | HOME | 0- 0 | 0- 0 | 0- 0 | | | | |
| 0- 0 | 0- 0 | 0- 0 | AWAY | 0- 0 | 0- 0 | 0- 0 | | | | |
| 0- 0 | 0- 0 | 0- 0 | NEUTRAL | 0- 0 | 0- 0 | 0- 0 | | | | |

| RPI | S | Opponent | Score | RPI | S | Opponent | Score | RPI | S | Opponent | Score | RPI | S | Opponent | Score | Team's RPI: 270 |
|---------------------------|---|----------|-------|-----|---|----------|-------|-----|---|----------|-------|-----|---|----------------|-------|-----------------|
| | | | | | | | | | | | | 109 | A | Butler | 56 | 58 |
| | | | | | | | | | | | | 136 | H | North Dakota | 67 | 55 |
| | | | | | | | | | | | | 159 | A | Eastern Mi ch. | 41 | 50 |
| | | | | | | | | | | | | 193 | A | SIUE | 61 | 68 |
| | | | | | | | | | | | | 239 | A | Cleveland St. | 63 | 67 |
| | | | | | | | | | | | | 250 | H | Oakland | 62 | 56 |
| | | | | | | | | | | | | 347 | H | Austin Peay | 61 | 49 |
| LAST 12 Division I GAMES: | | | | | | | | | | | | | | | | |
| | | | | | | | | | | | | 136 | H | North Dakota | 67 | 55 |
| | | | | | | | | | | | | 193 | A | SIUE | 61 | 68 |
| | | | | | | | | | | | | 347 | H | Austin Peay | 61 | 49 |
| | | | | | | | | | | | | 250 | H | Oakland | 62 | 56 |
| | | | | | | | | | | | | 109 | A | Butler | 56 | 58 |
| | | | | | | | | | | | | 239 | A | Cleveland St. | 63 | 67 |
| | | | | | | | | | | | | 159 | A | Eastern Mi ch. | 41 | 50 |

Non-Div I Games:

Illinois St.

| | | | | | | | | | | | |
|------------------|----------|------|-----------|-----------|----------------|-------------|---------------|-------------|------|----------|-----------|
| Average RPI | Win: | 0 | WON-LOST | WINNING | LAST 10 | STRENGTH OF | OPP. STRENGTH | TEAM | ADJ. | CONF. | ADJ CONF. |
| Average RPI | Loss: | 173 | RECORD | PCT. RANK | GAMES | SCHEDULE | OF SCHEDULE | RPI | RPI | RPI | RPI |
| DIV. I ONLY | | 0- 8 | | 326 | 0- 1 | 138 | 263 | 313 | 313 | 24 | 24 |
| DIV. I NON-CONF. | | 0- 8 | | 326 | 0- 1 | 138 | 263 | 313 | 313 | 24 | 24 |
| ----- | | | | | | | | | | | |
| TOTALS | RPI 1-25 | | RPI 26-50 | | W-L RECORDS | RPI 51-100 | | RPI 101-150 | | RPI 150+ | |
| 0- 8 | 0- 1 | | 0- 1 | | OVERALL | 0- 0 | | 0- 2 | | 0- 4 | |
| 0- 3 | 0- 0 | | 0- 0 | | HOME | 0- 0 | | 0- 1 | | 0- 2 | |
| 0- 5 | 0- 1 | | 0- 1 | | AWAY | 0- 0 | | 0- 1 | | 0- 2 | |
| 0- 0 | 0- 0 | | 0- 0 | | NEUTRAL | 0- 0 | | 0- 0 | | 0- 0 | |
| 0- 8 | 0- 1 | | 0- 1 | | NON-CONFERENCE | 0- 0 | | 0- 2 | | 0- 4 | |
| 0- 3 | 0- 0 | | 0- 0 | | HOME | 0- 0 | | 0- 1 | | 0- 2 | |
| 0- 5 | 0- 1 | | 0- 1 | | AWAY | 0- 0 | | 0- 1 | | 0- 2 | |
| 0- 0 | 0- 0 | | 0- 0 | | NEUTRAL | 0- 0 | | 0- 0 | | 0- 0 | |
| 0- 0 | 0- 0 | | 0- 0 | | CONFERENCE | 0- 0 | | 0- 0 | | 0- 0 | |
| 0- 0 | 0- 0 | | 0- 0 | | HOME | 0- 0 | | 0- 0 | | 0- 0 | |
| 0- 0 | 0- 0 | | 0- 0 | | AWAY | 0- 0 | | 0- 0 | | 0- 0 | |
| 0- 0 | 0- 0 | | 0- 0 | | NEUTRAL | 0- 0 | | 0- 0 | | 0- 0 | |

| RPI 1-25 | | | | RPI 26-50 | | | | RPI 51-100 | | | | RPI 101+ Team's RPI: 313 | | | |
|---------------------------|---|---------------|-------|-----------|---|-------------|-------|------------|---|--------------|-------|--------------------------|---|---------------|-------|
| RPI | S | Opponent | Score | RPI | S | Opponent | Score | RPI | S | Opponent | Score | RPI | S | Opponent | Score |
| 17 | A | South Dakota | 43 96 | 39 | A | Arizona St. | 43 81 | | | | | 129 | H | Houston | 60 79 |
| | | | | | | | | | | | | 135 | A | Arizona | 42 84 |
| | | | | | | | | | | | | 225 | H | UT Arlington | 49 97 |
| | | | | | | | | | | | | 230 | A | San Diego St. | 38 81 |
| | | | | | | | | | | | | 282 | H | Weber St. | 64 72 |
| | | | | | | | | | | | | 329 | A | Grand Canyon | 63 74 |
| ----- | | | | | | | | | | | | | | | |
| LAST 12 Division I GAMES: | | | | | | | | | | | | | | | |
| 225 | H | UT Arlington | 49 97 | 129 | H | Houston | 60 79 | 17 | A | South Dakota | 43 96 | 329 | A | Grand Canyon | 63 74 |
| 135 | A | Arizona | 42 84 | 39 | A | Arizona St. | 43 81 | | | | | | | | |
| 282 | H | Weber St. | 64 72 | | | | | | | | | | | | |
| 230 | A | San Diego St. | 38 81 | | | | | | | | | | | | |

Non-Div I Games:

Incarnate Word

| Average RPI Win: 164 | | WON-LOST | WINNING | LAST 10 | STRENGTH OF | OPP. STRENGTH | TEAM | ADJ. | CONF. | ADJ CONF. |
|----------------------|----------|----------|-----------|---------|----------------|---------------|-------------|------|----------|-----------|
| Loss: 0 | | RECORD | PCT. RANK | GAMES | SCHEDULE | OF SCHEDULE | RPI | RPI | RPI | RPI |
| DIV. I ONLY | | 7- 0 | 1 | 1- 0 | 266 | 8 | 34 | 34 | 3 | 3 |
| DIV. I NON-CONF. | | 7- 0 | 1 | 1- 0 | 266 | 8 | 34 | 34 | 3 | 3 |
| TOTALS | RPI 1-25 | | RPI 26-50 | | W-L RECORDS | RPI 51-100 | RPI 101-150 | | RPI 150+ | |
| 7- 0 | 0- 0 | | 0- 0 | | OVERALL | 2- 0 | 1- 0 | | 4- 0 | |
| 4- 0 | 0- 0 | | 0- 0 | | HOME | 1- 0 | 0- 0 | | 3- 0 | |
| 3- 0 | 0- 0 | | 0- 0 | | AWAY | 1- 0 | 1- 0 | | 1- 0 | |
| 0- 0 | 0- 0 | | 0- 0 | | NEUTRAL | 0- 0 | 0- 0 | | 0- 0 | |
| 7- 0 | 0- 0 | | 0- 0 | | NON-CONFERENCE | 2- 0 | 1- 0 | | 4- 0 | |
| 4- 0 | 0- 0 | | 0- 0 | | HOME | 1- 0 | 0- 0 | | 3- 0 | |
| 3- 0 | 0- 0 | | 0- 0 | | AWAY | 1- 0 | 1- 0 | | 1- 0 | |
| 0- 0 | 0- 0 | | 0- 0 | | NEUTRAL | 0- 0 | 0- 0 | | 0- 0 | |
| 0- 0 | 0- 0 | | 0- 0 | | CONFERENCE | 0- 0 | 0- 0 | | 0- 0 | |
| 0- 0 | 0- 0 | | 0- 0 | | HOME | 0- 0 | 0- 0 | | 0- 0 | |
| 0- 0 | 0- 0 | | 0- 0 | | AWAY | 0- 0 | 0- 0 | | 0- 0 | |
| 0- 0 | 0- 0 | | 0- 0 | | NEUTRAL | 0- 0 | 0- 0 | | 0- 0 | |

[illegible]

I n d i a n a

| | | | | | | | | | | |
|-------------------|----------|-----------|----------------|------------|-------------|---------------|------|------|-------|-----------|
| Average RPI Win: | 259 | WON-LOST | WINNING | LAST 10 | STRENGTH OF | OPP. STRENGTH | TEAM | ADJ. | CONF. | ADJ CONF. |
| Average RPI Loss: | 59 | RECORD | PCT. RANK | GAMES | SCHEDULE | OF SCHEDULE | RPI | RPI | RPI | RPI |
| DIV. I ONLY | 4- 2 | 100 | 0- 1 | 120 | 251 | 101 | 101 | 16 | 16 | |
| DIV. I NON-CONF. | 4- 2 | 100 | 0- 1 | 120 | 251 | 101 | 101 | 16 | 16 | |
| ----- | | | | | | | | | | |
| TOTALS | RPI 1-25 | RPI 26-50 | W-L RECORDS | RPI 51-100 | RPI 101-150 | RPI 150+ | | | | |
| 4- 2 | 0- 1 | 0- 0 | OVERALL | 0- 1 | 0- 0 | 4- 0 | | | | |
| 0- 1 | 0- 1 | 0- 0 | HOME | 0- 0 | 0- 0 | 0- 0 | | | | |
| 4- 0 | 0- 0 | 0- 0 | AWAY | 0- 0 | 0- 0 | 4- 0 | | | | |
| 0- 1 | 0- 0 | 0- 0 | NEUTRAL | 0- 1 | 0- 0 | 0- 0 | | | | |
| 4- 2 | 0- 1 | 0- 0 | NON-CONFERENCE | 0- 1 | 0- 0 | 4- 0 | | | | |
| 0- 1 | 0- 1 | 0- 0 | HOME | 0- 0 | 0- 0 | 0- 0 | | | | |
| 4- 0 | 0- 0 | 0- 0 | AWAY | 0- 0 | 0- 0 | 4- 0 | | | | |
| 0- 1 | 0- 0 | 0- 0 | NEUTRAL | 0- 1 | 0- 0 | 0- 0 | | | | |
| 0- 0 | 0- 0 | 0- 0 | CONFERENCE | 0- 0 | 0- 0 | 0- 0 | | | | |
| 0- 0 | 0- 0 | 0- 0 | HOME | 0- 0 | 0- 0 | 0- 0 | | | | |
| 0- 0 | 0- 0 | 0- 0 | AWAY | 0- 0 | 0- 0 | 0- 0 | | | | |
| 0- 0 | 0- 0 | 0- 0 | NEUTRAL | 0- 0 | 0- 0 | 0- 0 | | | | |

| RPI 1-25 | | | | RPI 26-50 | | | | RPI 51-100 | | | | RPI 101+ | | | | Team's RPI: 101 |
|---------------------------|---|----------|-------|-----------|---|-------------------|-------|------------|---|-----------|-------|----------|---|-------------------|-------|-----------------|
| RPI | S | Opponent | Score | RPI | S | Opponent | Score | RPI | S | Opponent | Score | RPI | S | Opponent | Score | |
| 23 | H | IUPUI | 59 64 | | | | | 94 | N | UC Irvine | 61 77 | 185 | A | Saint Louis | 60 56 | |
| | | | | | | | | | | | | 205 | A | Southeast Mo. St. | 62 51 | |
| | | | | | | | | | | | | 315 | A | Marshall | 62 53 | |
| | | | | | | | | | | | | 329 | A | Grand Canyon | 88 81 | |
| ----- | | | | | | | | | | | | | | | | |
| LAST 12 Division I GAMES: | | | | | | | | | | | | | | | | |
| 23 | H | IUPUI | 59 64 | 205 | A | Southeast Mo. St. | 62 51 | 94 | N | UC Irvine | 61 77 | 329 | A | Grand Canyon | 88 81 | |
| | | | | 185 | A | Saint Louis | 60 56 | 315 | A | Marshall | 62 53 | | | | | |

Non-Div I Games:

Indiana St.

| | | | | | | | | | | |
|-------------------|----------|-----------|----------------|------------|-------------|---------------|------|------|-------|-----------|
| Average RPI Win: | 222 | WON-LOST | WINNING | LAST 10 | STRENGTH OF | OPP. STRENGTH | TEAM | ADJ. | CONF. | ADJ CONF. |
| Average RPI Loss: | 100 | RECORD | PCT. RANK | GAMES | SCHEDULE | OF SCHEDULE | RPI | RPI | RPI | RPI |
| DIV. I ONLY | 1- 6 | 303 | 0- 1 | 34 | 230 | 221 | 221 | 25 | 25 | |
| DIV. I NON-CONF. | 1- 6 | 303 | 0- 1 | 34 | 230 | 221 | 221 | 25 | 25 | |
| ----- | | | | | | | | | | |
| TOTALS | RPI 1-25 | RPI 26-50 | W-L RECORDS | RPI 51-100 | RPI 101-150 | RPI 150+ | | | | |
| 1- 6 | 0- 0 | 0- 3 | OVERALL | 0- 2 | 0- 0 | 1- 1 | | | | |
| 1- 2 | 0- 0 | 0- 1 | HOME | 0- 1 | 0- 0 | 1- 0 | | | | |
| 0- 4 | 0- 0 | 0- 2 | AWAY | 0- 1 | 0- 0 | 0- 1 | | | | |
| 0- 0 | 0- 0 | 0- 0 | NEUTRAL | 0- 0 | 0- 0 | 0- 0 | | | | |
| 1- 6 | 0- 0 | 0- 3 | NON-CONFERENCE | 0- 2 | 0- 0 | 1- 1 | | | | |
| 1- 2 | 0- 0 | 0- 1 | HOME | 0- 1 | 0- 0 | 1- 0 | | | | |
| 0- 4 | 0- 0 | 0- 2 | AWAY | 0- 1 | 0- 0 | 0- 1 | | | | |
| 0- 0 | 0- 0 | 0- 0 | NEUTRAL | 0- 0 | 0- 0 | 0- 0 | | | | |
| 0- 0 | 0- 0 | 0- 0 | CONFERENCE | 0- 0 | 0- 0 | 0- 0 | | | | |
| 0- 0 | 0- 0 | 0- 0 | HOME | 0- 0 | 0- 0 | 0- 0 | | | | |
| 0- 0 | 0- 0 | 0- 0 | AWAY | 0- 0 | 0- 0 | 0- 0 | | | | |
| 0- 0 | 0- 0 | 0- 0 | NEUTRAL | 0- 0 | 0- 0 | 0- 0 | | | | |

| RPI | S | Opponent | Score | RPI | S | Opponent | Score | RPI | S | Opponent | Score | RPI | S | Opponent | Score | Team's RPI: 221 |
|---------------------------|---|-------------------|-------|-----|---|-----------------|-------|-----|---|-------------------|-------|-----|---|----------|-------|-----------------|
| 35 | A | Kansas | 44 75 | 92 | A | Toledo | 38 84 | 222 | H | George Washington | 52 43 | | | | | |
| 37 | A | Bucknell | 43 81 | 95 | H | St. John's (NY) | 35 61 | 290 | A | Hofstra | 49 74 | | | | | |
| 49 | H | Central Mich. | 39 82 | | | | | | | | | | | | | |
| LAST 12 Division I GAMES: | | | | | | | | | | | | | | | | |
| 49 | H | Central Mich. | 39 82 | 37 | A | Bucknell | 43 81 | | | | | | | | | |
| 35 | A | Kansas | 44 75 | | | | | | | | | | | | | |
| 222 | H | George Washington | 52 43 | | | | | | | | | | | | | |
| 92 | A | Toledo | 38 84 | | | | | | | | | | | | | |
| 95 | H | St. John's (NY) | 35 61 | | | | | | | | | | | | | |
| 290 | A | Hofstra | 49 74 | | | | | | | | | | | | | |

Non-Div I Games:

Iona

| | | | | | | | | | | |
|-------------------|----------|-----------|----------------|------------|-------------|---------------|------|------|-------|-----------|
| Average RPI Win: | 249 | WON-LOST | WINNING | LAST 10 | STRENGTH OF | OPP. STRENGTH | TEAM | ADJ. | CONF. | ADJ CONF. |
| Average RPI Loss: | 34 | RECORD | PCT. RANK | GAMES | SCHEDULE | OF SCHEDULE | RPI | RPI | RPI | RPI |
| DIV. I ONLY | 5- 2 | 78 | 0- 1 | 148 | 113 | 82 | 82 | 3 | 3 | |
| DIV. I NON-CONF. | 5- 2 | 78 | 0- 1 | 148 | 113 | 82 | 82 | 3 | 3 | |
| ----- | | | | | | | | | | |
| TOTALS | RPI 1-25 | RPI 26-50 | W-L RECORDS | RPI 51-100 | RPI 101-150 | RPI 150+ | | | | |
| 5- 2 | 0- 1 | 0- 0 | OVERALL | 0- 1 | 1- 0 | 4- 0 | | | | |
| 3- 0 | 0- 0 | 0- 0 | HOME | 0- 0 | 1- 0 | 2- 0 | | | | |
| 1- 1 | 0- 1 | 0- 0 | AWAY | 0- 0 | 0- 0 | 1- 0 | | | | |
| 1- 1 | 0- 0 | 0- 0 | NEUTRAL | 0- 1 | 0- 0 | 1- 0 | | | | |
| 5- 2 | 0- 1 | 0- 0 | NON-CONFERENCE | 0- 1 | 1- 0 | 4- 0 | | | | |
| 3- 0 | 0- 0 | 0- 0 | HOME | 0- 0 | 1- 0 | 2- 0 | | | | |
| 1- 1 | 0- 1 | 0- 0 | AWAY | 0- 0 | 0- 0 | 1- 0 | | | | |
| 1- 1 | 0- 0 | 0- 0 | NEUTRAL | 0- 1 | 0- 0 | 1- 0 | | | | |
| 0- 0 | 0- 0 | 0- 0 | CONFERENCE | 0- 0 | 0- 0 | 0- 0 | | | | |
| 0- 0 | 0- 0 | 0- 0 | HOME | 0- 0 | 0- 0 | 0- 0 | | | | |
| 0- 0 | 0- 0 | 0- 0 | AWAY | 0- 0 | 0- 0 | 0- 0 | | | | |
| 0- 0 | 0- 0 | 0- 0 | NEUTRAL | 0- 0 | 0- 0 | 0- 0 | | | | |

| RPI | S | Opponent | Score | RPI | S | Opponent | Score | RPI | S | Opponent | Score | RPI | S | Opponent | Score |
|---------------------------|---|------------|--------|-----|---|--------------|-------|-----|---|---------------|--------|-----|---|---------------|--------|
| 1 | A | Notre Dame | 71 105 | | | | | 66 | N | Florida St. | 67 71 | 142 | H | Oral Roberts | 90 77 |
| | | | | | | | | | | | | 189 | A | Western Ky. | 104 67 |
| | | | | | | | | | | | | 284 | N | West Virginia | 84 81 |
| | | | | | | | | | | | | 285 | H | Robert Morris | 92 63 |
| | | | | | | | | | | | | 343 | H | N. C. Central | 106 39 |
| ----- | | | | | | | | | | | | | | | |
| Team's RPI: 82 | | | | | | | | | | | | | | | |
| LAST 12 Division I GAMES: | | | | | | | | | | | | | | | |
| | | | | 142 | H | Oral Roberts | 90 77 | 66 | N | Florida St. | 67 71 | | | | |
| | | | | | | | | 285 | H | Robert Morris | 92 63 | | | | |
| | | | | | | | | 1 | A | Notre Dame | 71 105 | | | | |
| | | | | | | | | 284 | N | West Virginia | 84 81 | | | | |
| | | | | | | | | 343 | H | N. C. Central | 106 39 | | | | |
| | | | | | | | | 189 | A | Western Ky. | 104 67 | | | | |

Non-Div I Games:

Iowa

Average RPI Win: 113

Average RPI Loss: 17

WON-LOST
RECORDWINNING
PCT. RANKLAST 10
GAMESSTRENGTH OF
SCHEDULEOPP. STRENGTH
OF SCHEDULETEAM
RPIADJ.
RPICONF.
RPIADJ CONF.
RPIDIV. I ONLY
DIV. I NON-CONF.6- 1
6- 134
343- 0
3- 011
1180
804
44
44
44
4

TOTALS

RPI 1-25

RPI 26-50

W-L RECORDS

RPI 51-100

RPI 101-150

RPI 150+

6- 1 1- 1
5- 0 1- 0
0- 1 0- 1
1- 0 0- 01- 0
1- 0
0- 0
0- 0OVERALL
HOME
AWAY
NEUTRAL2- 0
2- 0
0- 0
0- 00- 0
0- 0
0- 0
0- 02- 0
1- 0
0- 0
1- 06- 1 1- 1
5- 0 1- 0
0- 1 0- 1
1- 0 0- 01- 0
1- 0
0- 0
0- 0NON-CONFERENCE
HOME
AWAY
NEUTRAL2- 0
2- 0
0- 0
0- 00- 0
0- 0
0- 0
0- 02- 0
1- 0
0- 0
1- 00- 0 0- 0
0- 0 0- 0
0- 0 0- 0
0- 0 0- 00- 0
0- 0
0- 0
0- 0CONFERENCE
HOME
AWAY
NEUTRAL0- 0
0- 0
0- 0
0- 00- 0
0- 0
0- 0
0- 00- 0
0- 0
0- 0
0- 0

RPI 1-25 Team's RPI: 4

RPI 26-50

RPI 51-100

RPI 101+

| RPI | S | Opponent | Score |
|-----|---|--------------|-------|
| 12 | H | Miami (FL) | 75 52 |
| 17 | A | South Dakota | 59 64 |

| RPI | S | Opponent | Score |
|-----|---|----------|-------|
| 30 | H | Auburn | 67 64 |

| RPI | S | Opponent | Score |
|-----|---|---------------|-------|
| 76 | H | Arkansas | 91 82 |
| 96 | H | Northern Ill. | 70 60 |

| RPI | S | Opponent | Score |
|-----|---|---------------|-------|
| 159 | N | Eastern Mich. | 85 59 |
| 305 | H | Niagara | 95 35 |

LAST 12 Division I GAMES:

| | | | |
|----|---|---------------|-------|
| 96 | H | Northern Ill. | 70 60 |
| 30 | H | Auburn | 67 64 |
| 12 | H | Miami (FL) | 75 52 |
| 76 | H | Arkansas | 91 82 |
| 17 | A | South Dakota | 59 64 |

| | | | |
|-----|---|---------------|-------|
| 159 | N | Eastern Mich. | 85 59 |
| 305 | H | Niagara | 95 35 |

Iowa St.

Iowa St.

Non-Div I Games:

Iowa St.

| | | | | | | | | | | | |
|------------------|----------|------|-----------|-----------|----------------|-------------|---------------|-------------|------|----------|-----------|
| Average RPI | Win: | 322 | WON-LOST | WINNING | LAST 10 | STRENGTH OF | OPP. STRENGTH | TEAM | ADJ. | CONF. | ADJ CONF. |
| Average RPI | Loss: | 206 | RECORD | PCT. RANK | GAMES | SCHEDULE | OF SCHEDULE | RPI | RPI | RPI | RPI |
| DIV. I ONLY | | 1- 5 | | 288 | 0- 1 | 146 | 347 | 303 | 303 | 26 | 26 |
| DIV. I NON-CONF. | | 1- 5 | | 288 | 0- 1 | 146 | 347 | 303 | 303 | 26 | 26 |
| <hr/> | | | | | | | | | | | |
| TOTALS | RPI 1-25 | | RPI 26-50 | | W-L RECORDS | RPI 51-100 | | RPI 101-150 | | RPI 150+ | |
| 1- 5 | 0- 0 | | 0- 1 | | OVERALL | 0- 0 | | 0- 0 | | 1- 4 | |
| 1- 1 | 0- 0 | | 0- 0 | | HOME | 0- 0 | | 0- 0 | | 1- 1 | |
| 0- 4 | 0- 0 | | 0- 1 | | AWAY | 0- 0 | | 0- 0 | | 0- 3 | |
| 0- 0 | 0- 0 | | 0- 0 | | NEUTRAL | 0- 0 | | 0- 0 | | 0- 0 | |
| 1- 5 | 0- 0 | | 0- 1 | | NON-CONFERENCE | 0- 0 | | 0- 0 | | 1- 4 | |
| 1- 1 | 0- 0 | | 0- 0 | | HOME | 0- 0 | | 0- 0 | | 1- 1 | |
| 0- 4 | 0- 0 | | 0- 1 | | AWAY | 0- 0 | | 0- 0 | | 0- 3 | |
| 0- 0 | 0- 0 | | 0- 0 | | NEUTRAL | 0- 0 | | 0- 0 | | 0- 0 | |
| 0- 0 | 0- 0 | | 0- 0 | | CONFERENCE | 0- 0 | | 0- 0 | | 0- 0 | |
| 0- 0 | 0- 0 | | 0- 0 | | HOME | 0- 0 | | 0- 0 | | 0- 0 | |
| 0- 0 | 0- 0 | | 0- 0 | | AWAY | 0- 0 | | 0- 0 | | 0- 0 | |
| 0- 0 | 0- 0 | | 0- 0 | | NEUTRAL | 0- 0 | | 0- 0 | | 0- 0 | |

| RPI 1-25 | | | | RPI 26-50 | | | | RPI 51-100 | | | | RPI 101+ Team's RPI: 303 | | | |
|---------------------------|---|--------------|-------|-----------|---|------------------|--------|------------|---|-----------------|--------|--------------------------|---|------------------|-------|
| RPI | S | Opponent | Score | RPI | S | Opponent | Score | RPI | S | Opponent | Score | RPI | S | Opponent | Score |
| | | | | 45 | A | Mississippi St. | 38 105 | | | | | 157 | H | Southeastern La. | 45 50 |
| | | | | | | | | | | | | 225 | A | UT Arlington | 63 99 |
| | | | | | | | | | | | | 295 | A | Memphis | 67 68 |
| | | | | | | | | | | | | 310 | A | Louisiana | 61 68 |
| | | | | | | | | | | | | 322 | H | Central Ark. | 65 56 |
| <hr/> | | | | | | | | | | | | | | | |
| LAST 12 Division I GAMES: | | | | | | | | | | | | | | | |
| 225 | A | UT Arlington | 63 99 | 157 | H | Southeastern La. | 45 50 | 45 | A | Mississippi St. | 38 105 | 310 | A | Louisiana | 61 68 |
| 295 | A | Memphis | 67 68 | 322 | H | Central Ark. | 65 56 | | | | | | | | |

Non-Div I Games:

Jackson St.

| | | | | | | | | | | |
|-------------------|----------|-----------|----------------|------------|-------------|---------------|------|------|-------|-----------|
| Average RPI Win: | 349 | WON-LOST | WINNING | LAST 10 | STRENGTH OF | OPP. STRENGTH | TEAM | ADJ. | CONF. | ADJ CONF. |
| Average RPI Loss: | 99 | RECORD | PCT. RANK | GAMES | SCHEDULE | OF SCHEDULE | RPI | RPI | RPI | RPI |
| DIV. I ONLY | 2- 5 | 246 | 0- 1 | 224 | 265 | 249 | 249 | 28 | 28 | |
| DIV. I NON-CONF. | 2- 5 | 246 | 0- 1 | 224 | 265 | 249 | 249 | 28 | 28 | |
| ----- | | | | | | | | | | |
| TOTALS | RPI 1-25 | RPI 26-50 | W-L RECORDS | RPI 51-100 | RPI 101-150 | RPI 150+ | | | | |
| 2- 5 | 0- 0 | 0- 1 | OVERALL | 0- 2 | 0- 1 | 2- 1 | | | | |
| 0- 1 | 0- 0 | 0- 0 | HOME | 0- 0 | 0- 0 | 0- 1 | | | | |
| 2- 3 | 0- 0 | 0- 0 | AWAY | 0- 2 | 0- 1 | 2- 0 | | | | |
| 0- 1 | 0- 0 | 0- 1 | NEUTRAL | 0- 0 | 0- 0 | 0- 0 | | | | |
| 2- 5 | 0- 0 | 0- 1 | NON-CONFERENCE | 0- 2 | 0- 1 | 2- 1 | | | | |
| 0- 1 | 0- 0 | 0- 0 | HOME | 0- 0 | 0- 0 | 0- 1 | | | | |
| 2- 3 | 0- 0 | 0- 0 | AWAY | 0- 2 | 0- 1 | 2- 0 | | | | |
| 0- 1 | 0- 0 | 0- 1 | NEUTRAL | 0- 0 | 0- 0 | 0- 0 | | | | |
| 0- 0 | 0- 0 | 0- 0 | CONFERENCE | 0- 0 | 0- 0 | 0- 0 | | | | |
| 0- 0 | 0- 0 | 0- 0 | HOME | 0- 0 | 0- 0 | 0- 0 | | | | |
| 0- 0 | 0- 0 | 0- 0 | AWAY | 0- 0 | 0- 0 | 0- 0 | | | | |
| 0- 0 | 0- 0 | 0- 0 | NEUTRAL | 0- 0 | 0- 0 | 0- 0 | | | | |

| RPI 1-25 | | | | RPI 26-50 | | | | RPI 51-100 | | | | RPI 101+ Team's RPI: 249 | | | |
|---------------------------|---|----------|-------|-----------|---|-----------------|-------|------------|---|--------------|-------|--------------------------|---|-----------------|-------|
| RPI | S | Opponent | Score | RPI | S | Opponent | Score | RPI | S | Opponent | Score | RPI | S | Opponent | Score |
| | | | | 33 | N | Old Domini on | 76 78 | 66 | A | Florida St. | 46 79 | 120 | A | Texas A&M | 53 73 |
| | | | | | | | | 72 | A | Penn St. | 61 80 | 204 | H | Bethune-Cookman | 56 58 |
| | | | | | | | | | | | | 346 | A | Charleston So. | 68 58 |
| | | | | | | | | | | | | 351 | A | Savannah St. | 68 58 |
| LAST 12 Division I GAMES: | | | | | | | | | | | | | | | |
| | | | | 72 | A | Penn St. | 61 80 | 351 | A | Savannah St. | 68 58 | | | | |
| | | | | 204 | H | Bethune-Cookman | 56 58 | 66 | A | Florida St. | 46 79 | | | | |
| | | | | 346 | A | Charleston So. | 68 58 | 120 | A | Texas A&M | 53 73 | | | | |
| | | | | 33 | N | Old Domini on | 76 78 | | | | | | | | |

Non-Div I Games: Webber Int'l 73 39

Jacksonville

Average RPI Win: 287

Average RPI Loss: 198

WON-LOST
RECORDWINNING
PCT. RANKLAST 10
GAMESSTRENGTH OF
SCHEDULEOPP. STRENGTH
OF SCHEDULETEAM
RPIADJ.
RPICONF.
RPIADJ CONF.
RPIDIV. I ONLY
DIV. I NON-CONF.3- 3
3- 3159
1590- 1
0- 1316
316262
262243
243243
24323
2323
23

TOTALS

RPI 1-25

RPI 26-50

W-L RECORDS

RPI 51-100

RPI 101-150

RPI 150+

3- 3
0- 0
3- 1
0- 20- 0
0- 0
0- 0
0- 00- 0
0- 0
0- 0
0- 0OVERALL
HOME
AWAY
NEUTRAL0- 0
0- 0
0- 0
0- 00- 0
0- 0
0- 0
0- 03- 3
0- 0
3- 1
0- 23- 3
0- 0
3- 1
0- 20- 0
0- 0
0- 0
0- 00- 0
0- 0
0- 0
0- 0NON-CONFERENCE
HOME
AWAY
NEUTRAL0- 0
0- 0
0- 0
0- 00- 0
0- 0
0- 0
0- 03- 3
0- 0
3- 1
0- 20- 0
0- 0
0- 0
0- 00- 0
0- 0
0- 0
0- 00- 0
0- 0
0- 0
0- 0CONFERENCE
HOME
AWAY
NEUTRAL0- 0
0- 0
0- 0
0- 00- 0
0- 0
0- 0
0- 00- 0
0- 0
0- 0
0- 0

RPI 1-25

RPI 26-50

RPI 51-100

RPI 101+

Team's RPI: 243

RPI S Opponent Score

RPI S Opponent Score

RPI S Opponent Score

RPI S Opponent Score

| | | | | |
|-----|---|----------------|----|----|
| 156 | N | Harvard | 62 | 69 |
| 192 | A | Texas Tech | 58 | 71 |
| 208 | A | Ole Miss | 60 | 49 |
| 246 | N | Washington St. | 51 | 64 |
| 319 | A | Lipscomb | 58 | 46 |
| 335 | A | Florida A&M | 62 | 31 |

LAST 12 Division I GAMES:

| | | | | | | | | | |
|-----|---|-------------|----|----|-----|---|----------------|----|----|
| 319 | A | Lipscomb | 58 | 46 | 246 | N | Washington St. | 51 | 64 |
| 192 | A | Texas Tech | 58 | 71 | 208 | A | Ole Miss | 60 | 49 |
| 335 | A | Florida A&M | 62 | 31 | 156 | N | Harvard | 62 | 69 |

Non-Div I Games:

Montevallo

84 52

Jacksonville St.

| Average RPI Win: 217 | | | WON-LOST | WINNING | LAST 10 | STRENGTH OF | | OPP. STRENGTH | TEAM | ADJ. | CONF. | ADJ CONF. |
|-----------------------|--|----------|-----------|-----------|----------------|-------------|------------|---------------|-------------|------|----------|-----------|
| Average RPI Loss: 215 | | | RECORD | PCT. RANK | GAMES | SCHEDULE | | OF SCHEDULE | RPI | RPI | RPI | RPI |
| DIV. I ONLY | | | 6- 1 | 34 | 1- 0 | 309 | | 95 | 132 | 132 | 13 | 13 |
| DIV. I NON-CONF. | | | 6- 1 | 34 | 1- 0 | 309 | | 95 | 132 | 132 | 13 | 13 |
| ----- | | | | | | | | | | | | |
| TOTALS | | RPI 1-25 | RPI 26-50 | | W-L RECORDS | | RPI 51-100 | | RPI 101-150 | | RPI 150+ | |
| 6- 1 | | 0- 0 | 0- 0 | | OVERALL | | 0- 0 | | 1- 0 | | 5- 1 | |
| 4- 0 | | 0- 0 | 0- 0 | | HOME | | 0- 0 | | 1- 0 | | 3- 0 | |
| 2- 1 | | 0- 0 | 0- 0 | | AWAY | | 0- 0 | | 0- 0 | | 2- 1 | |
| 0- 0 | | 0- 0 | 0- 0 | | NEUTRAL | | 0- 0 | | 0- 0 | | 0- 0 | |
| 6- 1 | | 0- 0 | 0- 0 | | NON-CONFERENCE | | 0- 0 | | 1- 0 | | 5- 1 | |
| 4- 0 | | 0- 0 | 0- 0 | | HOME | | 0- 0 | | 1- 0 | | 3- 0 | |
| 2- 1 | | 0- 0 | 0- 0 | | AWAY | | 0- 0 | | 0- 0 | | 2- 1 | |
| 0- 0 | | 0- 0 | 0- 0 | | NEUTRAL | | 0- 0 | | 0- 0 | | 0- 0 | |
| 0- 0 | | 0- 0 | 0- 0 | | CONFERENCE | | 0- 0 | | 0- 0 | | 0- 0 | |
| 0- 0 | | 0- 0 | 0- 0 | | HOME | | 0- 0 | | 0- 0 | | 0- 0 | |
| 0- 0 | | 0- 0 | 0- 0 | | AWAY | | 0- 0 | | 0- 0 | | 0- 0 | |
| 0- 0 | | 0- 0 | 0- 0 | | NEUTRAL | | 0- 0 | | 0- 0 | | 0- 0 | |

| RPI 1-25 | | | | RPI 26-50 | | | | RPI 51-100 | | | | RPI 101+ | | | | Team's RPI: 132 | |
|---------------------------|---|----------|-------|-----------|---|----------|-------|------------|-----|----------|-------------------|----------|----|-------------------|-------|-----------------|--|
| RPI | S | Opponent | Score | RPI | S | Opponent | Score | RPI | S | Opponent | Score | RPI | S | Opponent | Score | | |
| | | | | | | | | | | | | 141 | H | Dayton | 68 | 55 | |
| | | | | | | | | | | | | 166 | H | Georgetown | 69 | 57 | |
| | | | | | | | | | | | | 194 | H | Winthrop | 56 | 39 | |
| | | | | | | | | | | | | 215 | A | Hampton | 65 | 72 | |
| | | | | | | | | | | | | 222 | H | George Washington | 50 | 37 | |
| | | | | | | | | | | | | 255 | A | Liberty | 74 | 53 | |
| | | | | | | | | | | | | 323 | A | Delaware St. | 103 | 57 | |
| | | | | | | | | | | | | | | | | | |
| LAST 12 Division I GAMES: | | | | | | | | | | | | | | | | | |
| | | | | 141 | H | Dayton | 68 | 55 | 215 | A | Hampton | 65 | 72 | | | | |
| | | | | 255 | A | Liberty | 74 | 53 | 166 | H | Georgetown | 69 | 57 | | | | |
| | | | | 194 | H | Winthrop | 56 | 39 | 323 | A | Delaware St. | 103 | 57 | | | | |
| | | | | | | | | | 222 | H | George Washington | 50 | 37 | | | | |

Non-Div I Games:

James Madison

Average RPI Win: **165**
 Average RPI Loss: **0**

WON-LOST
RECORD

WINNING
PCT. RANK

LAST 10
GAMES

STRENGTH OF
SCHEDULE

OPP. STRENGTH
OF SCHEDULE

TEAM
RPI

ADJ.
RPI

CONF.
RPI

ADJ CONF.
RPI

| | | | | | | | | | |
|------------------|----------|-----------|----------------|------------|-------------|----------|----|---|---|
| DIV. I ONLY | 6- 0 | 1 | 1- 0 | 245 | 29 | 35 | 35 | 4 | 4 |
| DIV. I NON-CONF. | 6- 0 | 1 | 1- 0 | 245 | 29 | 35 | 35 | 4 | 4 |
| <hr/> | | | | | | | | | |
| TOTALS | RPI 1-25 | RPI 26-50 | W-L RECORDS | RPI 51-100 | RPI 101-150 | RPI 150+ | | | |
| 6- 0 | 0- 0 | 1- 0 | OVERALL | 0- 0 | 1- 0 | 4- 0 | | | |
| 5- 0 | 0- 0 | 0- 0 | HOME | 0- 0 | 1- 0 | 4- 0 | | | |
| 1- 0 | 0- 0 | 1- 0 | AWAY | 0- 0 | 0- 0 | 0- 0 | | | |
| 0- 0 | 0- 0 | 0- 0 | NEUTRAL | 0- 0 | 0- 0 | 0- 0 | | | |
| 6- 0 | 0- 0 | 1- 0 | NON-CONFERENCE | 0- 0 | 1- 0 | 4- 0 | | | |
| 5- 0 | 0- 0 | 0- 0 | HOME | 0- 0 | 1- 0 | 4- 0 | | | |
| 1- 0 | 0- 0 | 1- 0 | AWAY | 0- 0 | 0- 0 | 0- 0 | | | |
| 0- 0 | 0- 0 | 0- 0 | NEUTRAL | 0- 0 | 0- 0 | 0- 0 | | | |
| 0- 0 | 0- 0 | 0- 0 | CONFERENCE | 0- 0 | 0- 0 | 0- 0 | | | |
| 0- 0 | 0- 0 | 0- 0 | HOME | 0- 0 | 0- 0 | 0- 0 | | | |
| 0- 0 | 0- 0 | 0- 0 | AWAY | 0- 0 | 0- 0 | 0- 0 | | | |
| 0- 0 | 0- 0 | 0- 0 | NEUTRAL | 0- 0 | 0- 0 | 0- 0 | | | |

| RPI | S | Opponent | Score | RPI | S | Opponent | Score | RPI | S | Opponent | Score | RPI | S | Opponent | Score |
|---------------------------|---|----------|-------|-----|---|--------------|-------|-----|---|----------|-------|-----|---|--------------|-------|
| | | | | 29 | A | LSU | 68 61 | | | | | 142 | H | Oral Roberts | 70 58 |
| | | | | | | | | | | | | 151 | H | George Mason | 77 56 |
| | | | | | | | | | | | | 218 | H | Al abama A&M | 65 54 |
| | | | | | | | | | | | | 221 | H | Iona | 75 44 |
| | | | | | | | | | | | | 226 | H | UMKC | 67 55 |
| <hr/> | | | | | | | | | | | | | | | |
| LAST 12 Division I GAMES: | | | | | | | | | | | | | | | |
| | | | | 151 | H | George Mason | 77 56 | 29 | A | LSU | 68 61 | | | | |
| | | | | 218 | H | Al abama A&M | 65 54 | 221 | H | Iona | 75 44 | | | | |
| | | | | 142 | H | Oral Roberts | 70 58 | | | | | | | | |
| | | | | 226 | H | UMKC | 67 55 | | | | | | | | |

Non-Div I Games:

Kansas

| | | | | | | | | | | |
|-------------------|----------|-----------|----------------|------------|-------------|---------------|------|------|-------|-----------|
| Average RPI Win: | 225 | WON-LOST | WINNING | LAST 10 | STRENGTH OF | OPP. STRENGTH | TEAM | ADJ. | CONF. | ADJ CONF. |
| Average RPI Loss: | 47 | RECORD | PCT. RANK | GAMES | SCHEDULE | OF SCHEDULE | RPI | RPI | RPI | RPI |
| DIV. I ONLY | 5- 2 | 78 | 1- 0 | 223 | 68 | 148 | 148 | 4 | 4 | |
| DIV. I NON-CONF. | 5- 2 | 78 | 1- 0 | 223 | 68 | 148 | 148 | 4 | 4 | |
| ----- | | | | | | | | | | |
| TOTALS | RPI 1-25 | RPI 26-50 | W-L RECORDS | RPI 51-100 | RPI 101-150 | RPI 150+ | | | | |
| 5- 2 | 0- 1 | 0- 0 | OVERALL | 0- 1 | 0- 0 | 5- 0 | | | | |
| 4- 0 | 0- 0 | 0- 0 | HOME | 0- 0 | 0- 0 | 4- 0 | | | | |
| 0- 0 | 0- 0 | 0- 0 | AWAY | 0- 0 | 0- 0 | 0- 0 | | | | |
| 1- 2 | 0- 1 | 0- 0 | NEUTRAL | 0- 1 | 0- 0 | 1- 0 | | | | |
| 5- 2 | 0- 1 | 0- 0 | NON-CONFERENCE | 0- 1 | 0- 0 | 5- 0 | | | | |
| 4- 0 | 0- 0 | 0- 0 | HOME | 0- 0 | 0- 0 | 4- 0 | | | | |
| 0- 0 | 0- 0 | 0- 0 | AWAY | 0- 0 | 0- 0 | 0- 0 | | | | |
| 1- 2 | 0- 1 | 0- 0 | NEUTRAL | 0- 1 | 0- 0 | 1- 0 | | | | |
| 0- 0 | 0- 0 | 0- 0 | CONFERENCE | 0- 0 | 0- 0 | 0- 0 | | | | |
| 0- 0 | 0- 0 | 0- 0 | HOME | 0- 0 | 0- 0 | 0- 0 | | | | |
| 0- 0 | 0- 0 | 0- 0 | AWAY | 0- 0 | 0- 0 | 0- 0 | | | | |
| 0- 0 | 0- 0 | 0- 0 | NEUTRAL | 0- 0 | 0- 0 | 0- 0 | | | | |

| | | | | | | | | | | | | | | | |
|---------------------------|------------|-------|----|-----------|----------|-------|----|------------|-------------|-------|----|--------------------------|-------------|-------|----|
| RPI 1-25 | | | | RPI 26-50 | | | | RPI 51-100 | | | | RPI 101+ Team's RPI: 148 | | | |
| RPI S | Opponent | Score | | RPI S | Opponent | Score | | RPI S | Opponent | Score | | RPI S | Opponent | Score | |
| 7 N | Syracuse | 61 | 70 | | | | | 87 N | DePaul | 59 | 79 | 187 H | Vanderbilt | 72 | 61 |
| | | | | | | | | | | | | 201 N | Princeton | 80 | 61 |
| | | | | | | | | | | | | 226 H | UMKC | 61 | 50 |
| | | | | | | | | | | | | 241 H | North Texas | 60 | 42 |
| | | | | | | | | | | | | 272 H | Omaha | 61 | 46 |
| ----- | | | | | | | | | | | | | | | |
| LAST 12 Division I GAMES: | | | | | | | | | | | | | | | |
| 187 H | Vanderbilt | 72 | 61 | 87 N | DePaul | 59 | 79 | 7 N | Syracuse | 61 | 70 | 226 H | UMKC | 61 | 50 |
| 201 N | Princeton | 80 | 61 | | | | | 241 H | North Texas | 60 | 42 | 272 H | Omaha | 61 | 46 |

Non-Div I Games:

Kansas St.

| | | | | | | | | | | |
|-------------------|----------|-----------|----------------|------------|-------------|---------------|------|------|-------|-----------|
| Average RPI Win: | 230 | WON-LOST | WINNING | LAST 10 | STRENGTH OF | OPP. STRENGTH | TEAM | ADJ. | CONF. | ADJ CONF. |
| Average RPI Loss: | 148 | RECORD | PCT. RANK | GAMES | SCHEDULE | OF SCHEDULE | RPI | RPI | RPI | RPI |
| DIV. I ONLY | 2- 6 | 269 | 0- 1 | 135 | 232 | 261 | 261 | 28 | 28 | |
| DIV. I NON-CONF. | 2- 6 | 269 | 0- 1 | 135 | 232 | 261 | 261 | 28 | 28 | |
| ----- | | | | | | | | | | |
| TOTALS | RPI 1-25 | RPI 26-50 | W-L RECORDS | RPI 51-100 | RPI 101-150 | RPI 150+ | | | | |
| 2- 6 | 0- 0 | 0- 0 | OVERALL | 0- 1 | 0- 3 | 2- 2 | | | | |
| 2- 0 | 0- 0 | 0- 0 | HOME | 0- 0 | 0- 0 | 2- 0 | | | | |
| 0- 3 | 0- 0 | 0- 0 | AWAY | 0- 0 | 0- 2 | 0- 1 | | | | |
| 0- 3 | 0- 0 | 0- 0 | NEUTRAL | 0- 1 | 0- 1 | 0- 1 | | | | |
| 2- 6 | 0- 0 | 0- 0 | NON-CONFERENCE | 0- 1 | 0- 3 | 2- 2 | | | | |
| 2- 0 | 0- 0 | 0- 0 | HOME | 0- 0 | 0- 0 | 2- 0 | | | | |
| 0- 3 | 0- 0 | 0- 0 | AWAY | 0- 0 | 0- 2 | 0- 1 | | | | |
| 0- 3 | 0- 0 | 0- 0 | NEUTRAL | 0- 1 | 0- 1 | 0- 1 | | | | |
| 0- 0 | 0- 0 | 0- 0 | CONFERENCE | 0- 0 | 0- 0 | 0- 0 | | | | |
| 0- 0 | 0- 0 | 0- 0 | HOME | 0- 0 | 0- 0 | 0- 0 | | | | |
| 0- 0 | 0- 0 | 0- 0 | AWAY | 0- 0 | 0- 0 | 0- 0 | | | | |
| 0- 0 | 0- 0 | 0- 0 | NEUTRAL | 0- 0 | 0- 0 | 0- 0 | | | | |

| RPI 1-25 | | | | RPI 26-50 | | | | RPI 51-100 | | | | RPI 101+ | | | | Team's RPI: 261 |
|---------------------------|---|----------|-------|-----------|---|---------------|-------|------------|---|--------------|--------|----------|---|---------------|--------|-----------------|
| RPI | S | Opponent | Score | RPI | S | Opponent | Score | RPI | S | Opponent | Score | RPI | S | Opponent | Score | |
| | | | | | | | | 80 | N | Michigan St. | 51 75 | 117 | N | Idaho St. | 49 60 | |
| | | | | | | | | | | | | 138 | A | Seton Hall | 80 102 | |
| | | | | | | | | | | | | 144 | A | East Carolina | 56 68 | |
| | | | | | | | | | | | | 195 | N | UMBC | 53 57 | |
| | | | | | | | | | | | | 202 | H | Furman | 74 63 | |
| | | | | | | | | | | | | 211 | A | Mercer | 48 64 | |
| | | | | | | | | | | | | 258 | H | Ga. Southern | 78 59 | |
| LAST 12 Division I GAMES: | | | | | | | | | | | | | | | | |
| | | | | 258 | H | Ga. Southern | 78 59 | 211 | A | Mercer | 48 64 | | | | | |
| | | | | 80 | N | Michigan St. | 51 75 | 138 | A | Seton Hall | 80 102 | | | | | |
| | | | | 117 | N | Idaho St. | 49 60 | | | | | | | | | |
| | | | | 144 | A | East Carolina | 56 68 | | | | | | | | | |
| | | | | 202 | H | Furman | 74 63 | | | | | | | | | |
| | | | | 195 | N | UMBC | 53 57 | | | | | | | | | |

Non-Div I Games: Middle Ga. St. 80 70

Kennesaw St.

| Average RPI | | Win: 240 | WON-LOST RECORD | WINNING PCT. RANK | LAST 10 GAMES | STRENGTH OF SCHEDULE | OPP. STRENGTH OF SCHEDULE | TEAM RPI | ADJ. RPI | CONF. RPI | ADJ CONF. RPI |
|------------------|------|----------|-----------------|-------------------|---------------|----------------------|---------------------------|-------------|----------|-----------|---------------|
| Loss: 63 | | | | | | | | | | | |
| DIV. I ONLY | | | 3- 4 | 189 | 0- 1 | 182 | 40 | 197 | 197 | 11 | 11 |
| DIV. I NON-CONF. | | | 3- 4 | 189 | 0- 1 | 182 | 40 | 197 | 197 | 11 | 11 |
| TOTALS | | RPI 1-25 | | RPI 26-50 | | W-L RECORDS | RPI 51-100 | RPI 101-150 | | RPI 150+ | |
| 3- 4 | 0- 1 | | | 0- 1 | | OVERALL | 0- 1 | 1- 0 | | 2- 1 | |
| 3- 1 | 0- 0 | | | 0- 0 | | HOME | 0- 1 | 1- 0 | | 2- 0 | |
| 0- 3 | 0- 1 | | | 0- 1 | | AWAY | 0- 0 | 0- 0 | | 0- 1 | |
| 0- 0 | 0- 0 | | | 0- 0 | | NEUTRAL | 0- 0 | 0- 0 | | 0- 0 | |
| 3- 4 | 0- 1 | | | 0- 1 | | NON-CONFERENCE | 0- 1 | 1- 0 | | 2- 1 | |
| 3- 1 | 0- 0 | | | 0- 0 | | HOME | 0- 1 | 1- 0 | | 2- 0 | |
| 0- 3 | 0- 1 | | | 0- 1 | | AWAY | 0- 0 | 0- 0 | | 0- 1 | |
| 0- 0 | 0- 0 | | | 0- 0 | | NEUTRAL | 0- 0 | 0- 0 | | 0- 0 | |
| 0- 0 | 0- 0 | | | 0- 0 | | CONFERENCE | 0- 0 | 0- 0 | | 0- 0 | |
| 0- 0 | 0- 0 | | | 0- 0 | | HOME | 0- 0 | 0- 0 | | 0- 0 | |
| 0- 0 | 0- 0 | | | 0- 0 | | AWAY | 0- 0 | 0- 0 | | 0- 0 | |
| 0- 0 | 0- 0 | | | 0- 0 | | NEUTRAL | 0- 0 | 0- 0 | | 0- 0 | |

| RPI 1-25 | | | | | |
|---------------------------|---|----------------|-------|----|--|
| RPI | S | Opponent | Score | | |
| 5 | A | NC State | 61 | 78 | |
| RPI 26-50 | | | | | |
| RPI | S | Opponent | Score | | |
| 32 | A | North Carolina | 60 | 73 | |
| RPI 51-100 | | | | | |
| RPI | S | Opponent | Score | | |
| 59 | H | Duquesne | 72 | 77 | |
| RPI 101+ | | | | | |
| RPI | S | Opponent | Score | | |
| 131 | H | Youngstown St. | 62 | 34 | |
| 154 | A | Wright St. | 55 | 61 | |
| 250 | H | Oakland | 75 | 65 | |
| 338 | H | Northern Ky. | 62 | 61 | |
| Team's RPI : 197 | | | | | |
| LAST 12 Division I GAMES: | | | | | |
| 5 | A | NC State | 61 | 78 | |
| 32 | A | North Carolina | 60 | 73 | |
| 154 | A | Wright St. | 55 | 61 | |
| 59 | H | Duquesne | 72 | 77 | |
| 131 | H | Youngstown St. | 62 | 34 | |
| 250 | H | Oakland | 75 | 65 | |
| 338 | H | Northern Ky. | 62 | 61 | |

Non-Div I Games:

Kent St.

| | | | | | | | | | | | |
|------------------|----------|------|-----------|-----------|----------------|-------------|---------------|------|-------------|-------|-----------|
| Average RPI | Win: | 142 | WON-LOST | WINNING | LAST 10 | STRENGTH OF | OPP. STRENGTH | TEAM | ADJ. | CONF. | ADJ CONF. |
| Average RPI | Loss: | 0 | RECORD | PCT. RANK | GAMES | SCHEDULE | OF SCHEDULE | RPI | RPI | RPI | RPI |
| DIV. I ONLY | | 8- 0 | 1 | 1- 0 | 220 | 7 | 22 | 22 | 6 | 6 | |
| DIV. I NON-CONF. | | 8- 0 | 1 | 1- 0 | 220 | 7 | 22 | 22 | 6 | 6 | |
| ----- | | | | | | | | | | | |
| TOTALS | RPI 1-25 | | RPI 26-50 | | W-L RECORDS | | RPI 51-100 | | RPI 101-150 | | RPI 150+ |
| 8- 0 | 0- 0 | | 2- 0 | | OVERALL | | 2- 0 | | 1- 0 | | 3- 0 |
| 5- 0 | 0- 0 | | 1- 0 | | HOME | | 0- 0 | | 1- 0 | | 3- 0 |
| 0- 0 | 0- 0 | | 0- 0 | | AWAY | | 0- 0 | | 0- 0 | | 0- 0 |
| 3- 0 | 0- 0 | | 1- 0 | | NEUTRAL | | 2- 0 | | 0- 0 | | 0- 0 |
| 8- 0 | 0- 0 | | 2- 0 | | NON-CONFERENCE | | 2- 0 | | 1- 0 | | 3- 0 |
| 5- 0 | 0- 0 | | 1- 0 | | HOME | | 0- 0 | | 1- 0 | | 3- 0 |
| 0- 0 | 0- 0 | | 0- 0 | | AWAY | | 0- 0 | | 0- 0 | | 0- 0 |
| 3- 0 | 0- 0 | | 1- 0 | | NEUTRAL | | 2- 0 | | 0- 0 | | 0- 0 |
| 0- 0 | 0- 0 | | 0- 0 | | CONFERENCE | | 0- 0 | | 0- 0 | | 0- 0 |
| 0- 0 | 0- 0 | | 0- 0 | | HOME | | 0- 0 | | 0- 0 | | 0- 0 |
| 0- 0 | 0- 0 | | 0- 0 | | AWAY | | 0- 0 | | 0- 0 | | 0- 0 |
| 0- 0 | 0- 0 | | 0- 0 | | NEUTRAL | | 0- 0 | | 0- 0 | | 0- 0 |

| RPI | S | Opponent | Score | RPI | S | Opponent | Score | RPI | S | Opponent | Score | RPI | S | Opponent | Score |
|---------------------------|---|----------------|-------|-----|---|----------------|-------|-----|---|------------|-------|-----|---|-------------|-------|
| 32 | N | North Carolina | 85 75 | 47 | H | Southern U. | 91 41 | 65 | N | UCLA | 75 74 | 81 | N | South Fla. | 85 63 |
| 146 | H | Virginia | 63 51 | 206 | H | Morehead St. | 87 57 | 278 | H | High Point | 71 49 | 280 | H | Alabama St. | 87 35 |
| ----- | | | | | | | | | | | | | | | |
| LAST 12 Division I GAMES: | | | | | | | | | | | | | | | |
| 206 | H | Morehead St. | 87 57 | 32 | N | North Carolina | 85 75 | 65 | N | UCLA | 75 74 | 47 | H | Southern U. | 91 41 |
| 81 | N | South Fla. | 85 63 | 278 | H | High Point | 71 49 | 146 | H | Virginia | 63 51 | 280 | H | Alabama St. | 87 35 |

Non-Div I Games:

Kentucky

| | | | | | | | | | | |
|-------------------|----------|-----------|----------------|------------|-------------|---------------|------|------|-------|-----------|
| Average RPI Win: | 0 | WON-LOST | WINNING | LAST 10 | STRENGTH OF | OPP. STRENGTH | TEAM | ADJ. | CONF. | ADJ CONF. |
| Average RPI Loss: | 262 | RECORD | PCT. RANK | GAMES | SCHEDULE | OF SCHEDULE | RPI | RPI | RPI | RPI |
| DIV. I ONLY | 0- 7 | 326 | 0- 1 | 331 | 342 | 348 | 348 | 31 | 31 | |
| DIV. I NON-CONF. | 0- 7 | 326 | 0- 1 | 331 | 342 | 348 | 348 | 31 | 31 | |
| ----- | | | | | | | | | | |
| TOTALS | RPI 1-25 | RPI 26-50 | W-L RECORDS | RPI 51-100 | RPI 101-150 | RPI 150+ | | | | |
| 0- 7 | 0- 0 | 0- 0 | OVERALL | 0- 1 | 0- 0 | 0- 6 | | | | |
| 0- 2 | 0- 0 | 0- 0 | HOME | 0- 0 | 0- 0 | 0- 2 | | | | |
| 0- 4 | 0- 0 | 0- 0 | AWAY | 0- 0 | 0- 0 | 0- 4 | | | | |
| 0- 1 | 0- 0 | 0- 0 | NEUTRAL | 0- 1 | 0- 0 | 0- 0 | | | | |
| 0- 7 | 0- 0 | 0- 0 | NON-CONFERENCE | 0- 1 | 0- 0 | 0- 6 | | | | |
| 0- 2 | 0- 0 | 0- 0 | HOME | 0- 0 | 0- 0 | 0- 2 | | | | |
| 0- 4 | 0- 0 | 0- 0 | AWAY | 0- 0 | 0- 0 | 0- 4 | | | | |
| 0- 1 | 0- 0 | 0- 0 | NEUTRAL | 0- 1 | 0- 0 | 0- 0 | | | | |
| 0- 0 | 0- 0 | 0- 0 | CONFERENCE | 0- 0 | 0- 0 | 0- 0 | | | | |
| 0- 0 | 0- 0 | 0- 0 | HOME | 0- 0 | 0- 0 | 0- 0 | | | | |
| 0- 0 | 0- 0 | 0- 0 | AWAY | 0- 0 | 0- 0 | 0- 0 | | | | |
| 0- 0 | 0- 0 | 0- 0 | NEUTRAL | 0- 0 | 0- 0 | 0- 0 | | | | |

| RPI 1-25 | | | | RPI 26-50 | | | | RPI 51-100 | | | | RPI 101+ Team's RPI: 348 | | | |
|---------------------------|---|----------|-------|-----------|---|-----------------|-------|------------|---|--------------|-------|--------------------------|---|-----------------|-------|
| RPI | S | Opponent | Score | RPI | S | Opponent | Score | RPI | S | Opponent | Score | RPI | S | Opponent | Score |
| | | | | | | | | 94 | N | UC Irvine | 71 84 | 244 | A | Saint Peter's | 59 86 |
| | | | | | | | | | | | | 257 | H | UMass Lowell | 64 69 |
| | | | | | | | | | | | | 274 | A | Fairfield | 43 71 |
| | | | | | | | | | | | | 297 | H | Army West Point | 42 57 |
| | | | | | | | | | | | | 329 | A | Grand Canyon | 62 65 |
| | | | | | | | | | | | | 336 | A | Manhattan | 46 61 |
| LAST 12 Division I GAMES: | | | | | | | | | | | | | | | |
| | | | | 94 | N | UC Irvine | 71 84 | 257 | H | UMass Lowell | 64 69 | | | | |
| | | | | 244 | A | Saint Peter's | 59 86 | 329 | A | Grand Canyon | 62 65 | | | | |
| | | | | 274 | A | Fairfield | 43 71 | | | | | | | | |
| | | | | 297 | H | Army West Point | 42 57 | | | | | | | | |
| | | | | 336 | A | Manhattan | 46 61 | | | | | | | | |

Non-Div I Games:

LIU Brooklyn

| | | | | | | | | | | |
|-------------------|----------|-----------|----------------|------------|-------------|---------------|------|------|-------|-----------|
| Average RPI Win: | 109 | WON-LOST | WINNING | LAST 10 | STRENGTH OF | OPP. STRENGTH | TEAM | ADJ. | CONF. | ADJ CONF. |
| Average RPI Loss: | 31 | RECORD | PCT. RANK | GAMES | SCHEDULE | OF SCHEDULE | RPI | RPI | RPI | RPI |
| DIV. I ONLY | 4- 2 | 100 | 0- 1 | 18 | 60 | 29 | 29 | 6 | 6 | |
| DIV. I NON-CONF. | 4- 2 | 100 | 0- 1 | 18 | 60 | 29 | 29 | 6 | 6 | |
| TOTALS | RPI 1-25 | RPI 26-50 | W-L RECORDS | RPI 51-100 | RPI 101-150 | RPI 150+ | | | | |
| 4- 2 | 0- 0 | 1- 2 | OVERALL | 1- 0 | 1- 0 | 1- 0 | | | | |
| 3- 2 | 0- 0 | 1- 2 | HOME | 0- 0 | 1- 0 | 1- 0 | | | | |
| 1- 0 | 0- 0 | 0- 0 | AWAY | 1- 0 | 0- 0 | 0- 0 | | | | |
| 0- 0 | 0- 0 | 0- 0 | NEUTRAL | 0- 0 | 0- 0 | 0- 0 | | | | |
| 4- 2 | 0- 0 | 1- 2 | NON-CONFERENCE | 1- 0 | 1- 0 | 1- 0 | | | | |
| 3- 2 | 0- 0 | 1- 2 | HOME | 0- 0 | 1- 0 | 1- 0 | | | | |
| 1- 0 | 0- 0 | 0- 0 | AWAY | 1- 0 | 0- 0 | 0- 0 | | | | |
| 0- 0 | 0- 0 | 0- 0 | NEUTRAL | 0- 0 | 0- 0 | 0- 0 | | | | |
| 0- 0 | 0- 0 | 0- 0 | CONFERENCE | 0- 0 | 0- 0 | 0- 0 | | | | |
| 0- 0 | 0- 0 | 0- 0 | HOME | 0- 0 | 0- 0 | 0- 0 | | | | |
| 0- 0 | 0- 0 | 0- 0 | AWAY | 0- 0 | 0- 0 | 0- 0 | | | | |
| 0- 0 | 0- 0 | 0- 0 | NEUTRAL | 0- 0 | 0- 0 | 0- 0 | | | | |

| | | | | |
|---------------------------|-----------------------------|----------------|------------------------|-----------------------------|
| RPI 1-25 | RPI 26-50 | Team's RPI: 29 | RPI 51-100 | RPI 101+ |
| RPI S Opponent Score | RPI S Opponent Score | | RPI S Opponent Score | RPI S Opponent Score |
| 26 H Tulane 54 56 | 26 H Tulane 54 56 | | 66 A Florida St. 58 45 | 139 H Sam Houston St. 66 52 |
| 35 H Kansas 61 68 | 35 H Kansas 61 68 | | | 186 H Little Rock 60 45 |
| 43 H Northern Colo. 62 57 | 43 H Northern Colo. 62 57 | | | |
| LAST 12 Division I GAMES: | | | | |
| 35 H Kansas 61 68 | 186 H Little Rock 60 45 | | 66 A Florida St. 58 45 | |
| | 26 H Tulane 54 56 | | | |
| | 43 H Northern Colo. 62 57 | | | |
| | 139 H Sam Houston St. 66 52 | | | |

Non-Div I Games:

LSU

| | | | | | | | | | | |
|-------------------|----------|-----------|----------------|------------|-------------|---------------|------|------|-------|-----------|
| Average RPI Win: | 0 | WON-LOST | WINNING | LAST 10 | STRENGTH OF | OPP. STRENGTH | TEAM | ADJ. | CONF. | ADJ CONF. |
| Average RPI Loss: | 174 | RECORD | PCT. RANK | GAMES | SCHEDULE | OF SCHEDULE | RPI | RPI | RPI | RPI |
| DIV. I ONLY | 0- 7 | 326 | 0- 1 | 121 | 302 | 312 | 312 | 15 | 15 | |
| DIV. I NON-CONF. | 0- 7 | 326 | 0- 1 | 121 | 302 | 312 | 312 | 15 | 15 | |
| ----- | | | | | | | | | | |
| TOTALS | RPI 1-25 | RPI 26-50 | W-L RECORDS | RPI 51-100 | RPI 101-150 | RPI 150+ | | | | |
| 0- 7 | 0- 0 | 0- 0 | OVERALL | 0- 2 | 0- 1 | 0- 4 | | | | |
| 0- 2 | 0- 0 | 0- 0 | HOME | 0- 0 | 0- 1 | 0- 1 | | | | |
| 0- 5 | 0- 0 | 0- 0 | AWAY | 0- 2 | 0- 0 | 0- 3 | | | | |
| 0- 0 | 0- 0 | 0- 0 | NEUTRAL | 0- 0 | 0- 0 | 0- 0 | | | | |
| 0- 7 | 0- 0 | 0- 0 | NON-CONFERENCE | 0- 2 | 0- 1 | 0- 4 | | | | |
| 0- 2 | 0- 0 | 0- 0 | HOME | 0- 0 | 0- 1 | 0- 1 | | | | |
| 0- 5 | 0- 0 | 0- 0 | AWAY | 0- 2 | 0- 0 | 0- 3 | | | | |
| 0- 0 | 0- 0 | 0- 0 | NEUTRAL | 0- 0 | 0- 0 | 0- 0 | | | | |
| 0- 0 | 0- 0 | 0- 0 | CONFERENCE | 0- 0 | 0- 0 | 0- 0 | | | | |
| 0- 0 | 0- 0 | 0- 0 | HOME | 0- 0 | 0- 0 | 0- 0 | | | | |
| 0- 0 | 0- 0 | 0- 0 | AWAY | 0- 0 | 0- 0 | 0- 0 | | | | |
| 0- 0 | 0- 0 | 0- 0 | NEUTRAL | 0- 0 | 0- 0 | 0- 0 | | | | |

| RPI 1-25 | | | | RPI 26-50 | | | | RPI 51-100 | | | | RPI 101+ | | | | Team's RPI: 312 |
|---------------------------|---|---------------|-------|-----------|---|-----------|-------|------------|---|------------|--------|----------|---|---------------|-------|-----------------|
| RPI | S | Opponent | Score | RPI | S | Opponent | Score | RPI | S | Opponent | Score | RPI | S | Opponent | Score | |
| | | | | | | | | 70 | A | Villanova | 68 81 | 123 | H | Drexel | 43 58 | |
| | | | | | | | | 93 | A | Oregon St. | 46 100 | 156 | A | Harvard | 43 88 | |
| | | | | | | | | | | | | 227 | A | Towson | 68 92 | |
| | | | | | | | | | | | | 263 | H | Howard | 54 57 | |
| | | | | | | | | | | | | 285 | A | Robert Morris | 39 67 | |
| LAST 12 Division I GAMES: | | | | | | | | | | | | | | | | |
| 123 | H | Drexel | 43 58 | 70 | A | Villanova | 68 81 | 93 | A | Oregon St. | 46 100 | 227 | A | Towson | 68 92 | |
| 156 | A | Harvard | 43 88 | 263 | H | Howard | 54 57 | | | | | | | | | |
| 285 | A | Robert Morris | 39 67 | | | | | | | | | | | | | |

Non-Div I Games:

La Salle

Average RPI Win: 306

Average RPI Loss: 177

WON-LOST
RECORDWINNING
PCT. RANKLAST 10
GAMESSTRENGTH OF
SCHEDULEOPP. STRENGTH
OF SCHEDULETEAM
RPIADJ.
RPICONF.
RPIADJ CONF.
RPIDIV. I ONLY
DIV. I NON-CONF.3- 2
3- 2128
1281- 0
1- 0319
319270
270210
210210
21021
2121
21

TOTALS

RPI 1-25

RPI 26-50

W-L RECORDS

RPI 51-100

RPI 101-150

RPI 150+

3- 2

0- 0

0- 0

OVERALL

0- 0

0- 0

3- 2

1- 0

0- 0

0- 0

HOME

0- 0

0- 0

1- 0

2- 2

0- 0

0- 0

AWAY

0- 0

0- 0

2- 2

0- 0

0- 0

0- 0

NEUTRAL

0- 0

0- 0

0- 0

3- 2

0- 0

0- 0

NON-CONFERENCE

0- 0

0- 0

3- 2

1- 0

0- 0

0- 0

HOME

0- 0

0- 0

1- 0

2- 2

0- 0

0- 0

AWAY

0- 0

0- 0

2- 2

0- 0

0- 0

0- 0

NEUTRAL

0- 0

0- 0

0- 0

0- 0

0- 0

0- 0

CONFERENCE

0- 0

0- 0

0- 0

0- 0

0- 0

0- 0

HOME

0- 0

0- 0

0- 0

0- 0

0- 0

0- 0

AWAY

0- 0

0- 0

0- 0

0- 0

0- 0

0- 0

NEUTRAL

0- 0

0- 0

0- 0

RPI 1-25

RPI 26-50

RPI 51-100

RPI 101+

Team's RPI: 210

RPI S Opponent Score

RPI S Opponent Score

RPI S Opponent Score

RPI S Opponent Score

| | | | | |
|-----|---|------------------|----|----|
| 161 | A | SMU | 38 | 49 |
| 192 | A | Texas Tech | 42 | 86 |
| 247 | A | New Orleans | 57 | 44 |
| 334 | A | Northwestern St. | 63 | 55 |
| 337 | H | McNeese | 69 | 60 |

LAST 12 Division I GAMES:

| | | | | |
|-----|---|------------------|----|----|
| 334 | A | Northwestern St. | 63 | 55 |
| 247 | A | New Orleans | 57 | 44 |
| 337 | H | McNeese | 69 | 60 |
| 192 | A | Texas Tech | 42 | 86 |
| 161 | A | SMU | 38 | 49 |

Non-Div I Games: LSU-Alexandria 93 62

La. -Monroe

■ Loss,
 ■ Non-Conf, S Site,
 ■ Home
 ■ Away
 N Neutral

| | | | | | | | | | | |
|-------------------|----------|-----------|----------------|------------|-------------|---------------|------|------|-------|-----------|
| Average RPI Win: | 304 | WON-LOST | WINNING | LAST 10 | STRENGTH OF | OPP. STRENGTH | TEAM | ADJ. | CONF. | ADJ CONF. |
| Average RPI Loss: | 246 | RECORD | PCT. RANK | GAMES | SCHEDULE | OF SCHEDULE | RPI | RPI | RPI | RPI |
| DIV. I ONLY | 4- 4 | 159 | 0- 1 | 340 | 293 | 304 | 304 | 20 | 20 | |
| DIV. I NON-CONF. | 4- 4 | 159 | 0- 1 | 340 | 293 | 304 | 304 | 20 | 20 | |
| ----- | | | | | | | | | | |
| TOTALS | RPI 1-25 | RPI 26-50 | W-L RECORDS | RPI 51-100 | RPI 101-150 | RPI 150+ | | | | |
| 4- 4 | 0- 0 | 0- 0 | OVERALL | 0- 0 | 0- 0 | 4- 4 | | | | |
| 2- 1 | 0- 0 | 0- 0 | HOME | 0- 0 | 0- 0 | 2- 1 | | | | |
| 2- 2 | 0- 0 | 0- 0 | AWAY | 0- 0 | 0- 0 | 2- 2 | | | | |
| 0- 1 | 0- 0 | 0- 0 | NEUTRAL | 0- 0 | 0- 0 | 0- 1 | | | | |
| 4- 4 | 0- 0 | 0- 0 | NON-CONFERENCE | 0- 0 | 0- 0 | 4- 4 | | | | |
| 2- 1 | 0- 0 | 0- 0 | HOME | 0- 0 | 0- 0 | 2- 1 | | | | |
| 2- 2 | 0- 0 | 0- 0 | AWAY | 0- 0 | 0- 0 | 2- 2 | | | | |
| 0- 1 | 0- 0 | 0- 0 | NEUTRAL | 0- 0 | 0- 0 | 0- 1 | | | | |
| 0- 0 | 0- 0 | 0- 0 | CONFERENCE | 0- 0 | 0- 0 | 0- 0 | | | | |
| 0- 0 | 0- 0 | 0- 0 | HOME | 0- 0 | 0- 0 | 0- 0 | | | | |
| 0- 0 | 0- 0 | 0- 0 | AWAY | 0- 0 | 0- 0 | 0- 0 | | | | |
| 0- 0 | 0- 0 | 0- 0 | NEUTRAL | 0- 0 | 0- 0 | 0- 0 | | | | |

| RPI 1-25 | | | | RPI 26-50 | | | | RPI 51-100 | | | | RPI 101+ | | | | Team's RPI: 304 |
|---------------------------|---|----------|-------|-----------|---|---------------|-------|------------|---|----------|-------|----------|---|---------------------|-------|-----------------|
| RPI | S | Opponent | Score | RPI | S | Opponent | Score | RPI | S | Opponent | Score | RPI | S | Opponent | Score | |
| | | | | | | | | | | | | 169 | N | Delaware | 47 | 65 |
| | | | | | | | | | | | | 233 | H | Binghamton | 59 | 50 |
| | | | | | | | | | | | | 236 | A | Fla. Atlantic | 49 | 53 |
| | | | | | | | | | | | | 244 | H | Saint Peter's | 60 | 62 |
| | | | | | | | | | | | | 314 | A | Wagner | 66 | 43 |
| | | | | | | | | | | | | 330 | H | Albany (NY) | 67 | 66 |
| | | | | | | | | | | | | 336 | A | Manhattan | 49 | 60 |
| | | | | | | | | | | | | 339 | A | Fairleigh Dickinson | 63 | 57 |
| ----- | | | | | | | | | | | | | | | | |
| LAST 12 Division I GAMES: | | | | | | | | | | | | | | | | |
| | | | | 336 | A | Manhattan | 49 | 60 | | | | 169 | N | Delaware | 47 | 65 |
| | | | | 330 | H | Albany (NY) | 67 | 66 | | | | 339 | A | Fairleigh Dickinson | 63 | 57 |
| | | | | 236 | A | Fla. Atlantic | 49 | 53 | | | | | | | | |
| | | | | 244 | H | Saint Peter's | 60 | 62 | | | | | | | | |
| | | | | 314 | A | Wagner | 66 | 43 | | | | | | | | |
| | | | | 233 | H | Binghamton | 59 | 50 | | | | | | | | |

Non-Div I Games:

Lafayette

| | | | | | | | | | | |
|-------------------|----------|-----------|----------------|------------|-------------|---------------|------|------|-------|-----------|
| Average RPI Win: | 215 | WON-LOST | WINNING | LAST 10 | STRENGTH OF | OPP. STRENGTH | TEAM | ADJ. | CONF. | ADJ CONF. |
| Average RPI Loss: | 51 | RECORD | PCT. RANK | GAMES | SCHEDULE | OF SCHEDULE | RPI | RPI | RPI | RPI |
| DIV. I ONLY | 2- 3 | 207 | 0- 0 | 6 | 309 | 21 | 21 | 24 | 24 | |
| DIV. I NON-CONF. | 2- 3 | 207 | 0- 0 | 6 | 309 | 21 | 21 | 24 | 24 | |
| ----- | | | | | | | | | | |
| TOTALS | RPI 1-25 | RPI 26-50 | W-L RECORDS | RPI 51-100 | RPI 101-150 | RPI 150+ | | | | |
| 2- 3 | 0- 0 | 0- 1 | OVERALL | 0- 2 | 1- 0 | 1- 0 | | | | |
| 0- 0 | 0- 0 | 0- 0 | HOME | 0- 0 | 0- 0 | 0- 0 | | | | |
| 2- 2 | 0- 0 | 0- 1 | AWAY | 0- 1 | 1- 0 | 1- 0 | | | | |
| 0- 1 | 0- 0 | 0- 0 | NEUTRAL | 0- 1 | 0- 0 | 0- 0 | | | | |
| 2- 3 | 0- 0 | 0- 1 | NON-CONFERENCE | 0- 2 | 1- 0 | 1- 0 | | | | |
| 0- 0 | 0- 0 | 0- 0 | HOME | 0- 0 | 0- 0 | 0- 0 | | | | |
| 2- 2 | 0- 0 | 0- 1 | AWAY | 0- 1 | 1- 0 | 1- 0 | | | | |
| 0- 1 | 0- 0 | 0- 0 | NEUTRAL | 0- 1 | 0- 0 | 0- 0 | | | | |
| 0- 0 | 0- 0 | 0- 0 | CONFERENCE | 0- 0 | 0- 0 | 0- 0 | | | | |
| 0- 0 | 0- 0 | 0- 0 | HOME | 0- 0 | 0- 0 | 0- 0 | | | | |
| 0- 0 | 0- 0 | 0- 0 | AWAY | 0- 0 | 0- 0 | 0- 0 | | | | |
| 0- 0 | 0- 0 | 0- 0 | NEUTRAL | 0- 0 | 0- 0 | 0- 0 | | | | |

| | | | | |
|---------------------------|-----------------------------|-----------------------------|-----------------------|----------------------|
| RPI 1-25 | Team's RPI: 21 | RPI 26-50 | RPI 51-100 | RPI 101+ |
| RPI S Opponent Score | RPI S Opponent Score | RPI S Opponent Score | RPI S Opponent Score | RPI S Opponent Score |
| | 45 A Mississippi St. 53 104 | 51 N Ohio 62 87 | 120 A Texas A&M 74 68 | |
| | | 56 A Denver 110 117 | 310 A Louisiana 79 77 | |
| LAST 12 Division I GAMES: | | | | |
| | | 120 A Texas A&M 74 68 | | |
| | | 51 N Ohio 62 87 | | |
| | | 56 A Denver 110 117 | | |
| | | 45 A Mississippi St. 53 104 | | |
| | | 310 A Louisiana 79 77 | | |

Non-Div I Games: LeTourneau 104 27 Louisiana Col. 94 43 McMurry 100 37

Average RPI Win: 215

Average RPI Loss: 45

WON-LOST
RECORDWINNING
PCT. RANKLAST 10
GAMESSTRENGTH OF
SCHEDULEOPP. STRENGTH
OF SCHEDULETEAM
RPIADJ.
RPICONF.
RPIADJ CONF.
RPIDIV. I ONLY
DIV. I NON-CONF.5- 2
5- 278
780- 1
0- 1176
17684
84128
128128
12820
2020
20

TOTALS

RPI 1-25

RPI 26-50

W-L RECORDS

RPI 51-100

RPI 101-150

RPI 150+

5- 2 0- 1

0- 0

OVERALL

0- 1

1- 0

4- 0

3- 2 0- 1

0- 0

HOME

0- 1

1- 0

2- 0

2- 0 0- 0

0- 0

AWAY

0- 0

0- 0

2- 0

0- 0 0- 0

0- 0

NEUTRAL

0- 0

0- 0

0- 0

5- 2 0- 1

0- 0

NON-CONFERENCE

0- 1

1- 0

4- 0

3- 2 0- 1

0- 0

HOME

0- 1

1- 0

2- 0

2- 0 0- 0

0- 0

AWAY

0- 0

0- 0

2- 0

0- 0 0- 0

0- 0

NEUTRAL

0- 0

0- 0

0- 0

0- 0 0- 0

0- 0

CONFERENCE

0- 0

0- 0

0- 0

0- 0 0- 0

0- 0

HOME

0- 0

0- 0

0- 0

0- 0 0- 0

0- 0

AWAY

0- 0

0- 0

0- 0

0- 0 0- 0

0- 0

NEUTRAL

0- 0

0- 0

0- 0

RPI 1-25

RPI 26-50

RPI 51-100

RPI 101+

Team's RPI: 128

| RPI | S | Opponent | Score |
|-----|---|-----------|-------|
| 19 | H | Charlotte | 60 62 |

| RPI | S | Opponent | Score |
|-----|---|----------|-------|
|-----|---|----------|-------|

| RPI | S | Opponent | Score |
|-----|---|-----------|-------|
| 70 | H | Villanova | 48 70 |

| RPI | S | Opponent | Score |
|-----|---|-------------------|-------|
| 134 | H | Monmouth | 63 48 |
| 207 | H | Norfolk St. | 62 41 |
| 232 | H | Cornell | 67 54 |
| 233 | A | Binghamton | 65 55 |
| 269 | A | Central Conn. St. | 88 62 |

LAST 12 Division I GAMES:

| | | | | | | | |
|-----|---|-------------|-------|-----|---|-------------------|-------|
| 19 | H | Charlotte | 60 62 | 269 | A | Central Conn. St. | 88 62 |
| 232 | H | Cornell | 67 54 | | | | |
| 207 | H | Norfolk St. | 62 41 | | | | |
| 233 | A | Binghamton | 65 55 | | | | |
| 70 | H | Villanova | 48 70 | | | | |
| 134 | H | Monmouth | 63 48 | | | | |

L
e
h
i
g
hL
e
h
i
g
h

Non-Div I Games:

Kutztown

73 39

Lehigh

| | | | | | | | | | | |
|-----------------------|------|----------|-----------|----------------|-------------|---------------|-------------|----------|-------|-----------|
| Average RPI Win: 276 | | WON-LOST | WINNING | LAST 10 | STRENGTH OF | OPP. STRENGTH | TEAM | ADJ. | CONF. | ADJ CONF. |
| Average RPI Loss: 118 | | RECORD | PCT. RANK | GAMES | SCHEDULE | OF SCHEDULE | RPI | RPI | RPI | RPI |
| DIV. I ONLY | | 2- 6 | 269 | 0- 1 | 189 | 154 | 255 | 255 | 28 | 28 |
| DIV. I NON-CONF. | | 2- 6 | 269 | 0- 1 | 189 | 154 | 255 | 255 | 28 | 28 |
| ----- | | | | | | | | | | |
| TOTALS | | RPI 1-25 | RPI 26-50 | W-L RECORDS | | RPI 51-100 | RPI 101-150 | RPI 150+ | | |
| 2- 6 | 0- 1 | | 0- 1 | OVERALL | | 0- 1 | 0- 1 | 2- 2 | | |
| 1- 2 | 0- 0 | | 0- 1 | HOME | | 0- 0 | 0- 1 | 1- 0 | | |
| 1- 2 | 0- 0 | | 0- 0 | AWAY | | 0- 1 | 0- 0 | 1- 1 | | |
| 0- 2 | 0- 1 | | 0- 0 | NEUTRAL | | 0- 0 | 0- 0 | 0- 1 | | |
| 2- 6 | 0- 1 | | 0- 1 | NON-CONFERENCE | | 0- 1 | 0- 1 | 2- 2 | | |
| 1- 2 | 0- 0 | | 0- 1 | HOME | | 0- 0 | 0- 1 | 1- 0 | | |
| 1- 2 | 0- 0 | | 0- 0 | AWAY | | 0- 1 | 0- 0 | 1- 1 | | |
| 0- 2 | 0- 1 | | 0- 0 | NEUTRAL | | 0- 0 | 0- 0 | 0- 1 | | |
| 0- 0 | 0- 0 | | 0- 0 | CONFERENCE | | 0- 0 | 0- 0 | 0- 0 | | |
| 0- 0 | 0- 0 | | 0- 0 | HOME | | 0- 0 | 0- 0 | 0- 0 | | |
| 0- 0 | 0- 0 | | 0- 0 | AWAY | | 0- 0 | 0- 0 | 0- 0 | | |
| 0- 0 | 0- 0 | | 0- 0 | NEUTRAL | | 0- 0 | 0- 0 | 0- 0 | | |

| RPI 1-25 | | | | RPI 26-50 | | | | RPI 51-100 | | | | RPI 101+ Team' s RPI : 255 | | | |
|------------------------------|---|--------------------|-------|-----------|---|------------------|-------|------------|---|-------------|-------|----------------------------|---|--------------------|-------|
| RPI | S | Opponent | Score | RPI | S | Opponent | Score | RPI | S | Opponent | Score | RPI | S | Opponent | Score |
| 19 | N | Charlotte | 61 63 | 48 | H | Vi rgi ni a Tech | 61 72 | 99 | A | Chattanooga | 60 75 | 132 | H | James Madi son | 53 74 |
| | | | | | | | | | | | | 204 | A | Bethune-Cookman | 76 81 |
| | | | | | | | | | | | | 207 | N | Norfol k St. | 53 66 |
| | | | | | | | | | | | | 253 | H | Saint Francis (PA) | 82 53 |
| | | | | | | | | | | | | 298 | A | ETSU | 89 86 |
| LAST 12 Di vi si on I GAMES: | | | | | | | | | | | | | | | |
| 253 | H | Saint Francis (PA) | 82 53 | 207 | N | Norfol k St. | 53 66 | | | | | | | | |
| 48 | H | Vi rgi ni a Tech | 61 72 | 298 | A | ETSU | 89 86 | | | | | | | | |
| 204 | A | Bethune-Cookman | 76 81 | 132 | H | James Madi son | 53 74 | | | | | | | | |
| | | | | 19 | N | Charl otte | 61 63 | | | | | | | | |
| | | | | 99 | A | Chattanooga | 60 75 | | | | | | | | |

Non-Div I Games:

Liberty

| | | | | | | | | | | |
|-------------------|----------|-----------------|-------------------|---------------|----------------------|---------------------------|----------|----------|-----------|---------------|
| Average RPI Win: | 256 | WON-LOST RECORD | WINNING PCT. RANK | LAST 10 GAMES | STRENGTH OF SCHEDULE | OPP. STRENGTH OF SCHEDULE | TEAM RPI | ADJ. RPI | CONF. RPI | ADJ CONF. RPI |
| Average RPI Loss: | 209 | | | | | | | | | |
| DIV. I ONLY | 2- 6 | 269 | 0- 1 | 314 | 260 | 319 | 319 | 28 | 28 | |
| DIV. I NON-CONF. | 2- 6 | 269 | 0- 1 | 314 | 260 | 319 | 319 | 28 | 28 | |
| ----- | | | | | | | | | | |
| TOTALS | RPI 1-25 | RPI 26-50 | W-L RECORDS | RPI 51-100 | RPI 101-150 | RPI 150+ | | | | |
| 2- 6 | 0- 0 | 0- 0 | OVERALL | 0- 2 | 0- 0 | 2- 4 | | | | |
| 1- 1 | 0- 0 | 0- 0 | HOME | 0- 0 | 0- 0 | 1- 1 | | | | |
| 1- 5 | 0- 0 | 0- 0 | AWAY | 0- 2 | 0- 0 | 1- 3 | | | | |
| 0- 0 | 0- 0 | 0- 0 | NEUTRAL | 0- 0 | 0- 0 | 0- 0 | | | | |
| 2- 6 | 0- 0 | 0- 0 | NON-CONFERENCE | 0- 2 | 0- 0 | 2- 4 | | | | |
| 1- 1 | 0- 0 | 0- 0 | HOME | 0- 0 | 0- 0 | 1- 1 | | | | |
| 1- 5 | 0- 0 | 0- 0 | AWAY | 0- 2 | 0- 0 | 1- 3 | | | | |
| 0- 0 | 0- 0 | 0- 0 | NEUTRAL | 0- 0 | 0- 0 | 0- 0 | | | | |
| 0- 0 | 0- 0 | 0- 0 | CONFERENCE | 0- 0 | 0- 0 | 0- 0 | | | | |
| 0- 0 | 0- 0 | 0- 0 | HOME | 0- 0 | 0- 0 | 0- 0 | | | | |
| 0- 0 | 0- 0 | 0- 0 | AWAY | 0- 0 | 0- 0 | 0- 0 | | | | |
| 0- 0 | 0- 0 | 0- 0 | NEUTRAL | 0- 0 | 0- 0 | 0- 0 | | | | |

| RPI 1-25 | | | | RPI 26-50 | | | | RPI 51-100 | | | | RPI 101+ Team's RPI: 319 | | | |
|---------------------------|---|----------|-------|-----------|---|-------------|-------|------------|---|------------------|-------|--------------------------|---|------------------|-------|
| RPI | S | Opponent | Score | RPI | S | Opponent | Score | RPI | S | Opponent | Score | RPI | S | Opponent | Score |
| | | | | | | | | 61 | A | Belmont | 43 83 | 218 | A | Alabama A&M | 62 58 |
| | | | | | | | | 71 | A | Clemson | 26 68 | 224 | A | Cincinnati | 55 71 |
| | | | | | | | | | | | | 243 | H | Jacksonville St. | 46 58 |
| | | | | | | | | | | | | 293 | H | Tennessee St. | 64 62 |
| | | | | | | | | | | | | 308 | A | Murray St. | 61 97 |
| | | | | | | | | | | | | 347 | A | Austin Peay | 58 70 |
| ----- | | | | | | | | | | | | | | | |
| LAST 12 Division I GAMES: | | | | | | | | | | | | | | | |
| | | | | 61 | A | Belmont | 43 83 | 308 | A | Murray St. | 61 97 | | | | |
| | | | | 347 | A | Austin Peay | 58 70 | 243 | H | Jacksonville St. | 46 58 | | | | |
| | | | | 224 | A | Cincinnati | 55 71 | 218 | A | Alabama A&M | 62 58 | | | | |
| | | | | | | | | 71 | A | Clemson | 26 68 | | | | |
| | | | | | | | | 293 | H | Tennessee St. | 64 62 | | | | |

Non-Div I Games:

Lipscomb

| | | | | | | | | | | |
|-------------------|----------|-----------|----------------|------------|-------------|---------------|------|------|-------|-----------|
| Average RPI Win: | 185 | WON-LOST | WINNING | LAST 10 | STRENGTH OF | OPP. STRENGTH | TEAM | ADJ. | CONF. | ADJ CONF. |
| Average RPI Loss: | 113 | RECORD | PCT. RANK | GAMES | SCHEDULE | OF SCHEDULE | RPI | RPI | RPI | RPI |
| DIV. I ONLY | 2- 5 | 246 | 0- 1 | 49 | 177 | 186 | 186 | 21 | 21 | |
| DIV. I NON-CONF. | 2- 5 | 246 | 0- 1 | 49 | 177 | 186 | 186 | 21 | 21 | |
| ----- | | | | | | | | | | |
| TOTALS | RPI 1-25 | RPI 26-50 | W-L RECORDS | RPI 51-100 | RPI 101-150 | RPI 150+ | | | | |
| 2- 5 | 0- 0 | 0- 2 | OVERALL | 0- 0 | 1- 1 | 1- 2 | | | | |
| 1- 4 | 0- 0 | 0- 1 | HOME | 0- 0 | 0- 1 | 1- 2 | | | | |
| 1- 1 | 0- 0 | 0- 1 | AWAY | 0- 0 | 1- 0 | 0- 0 | | | | |
| 0- 0 | 0- 0 | 0- 0 | NEUTRAL | 0- 0 | 0- 0 | 0- 0 | | | | |
| 2- 5 | 0- 0 | 0- 2 | NON-CONFERENCE | 0- 0 | 1- 1 | 1- 2 | | | | |
| 1- 4 | 0- 0 | 0- 1 | HOME | 0- 0 | 0- 1 | 1- 2 | | | | |
| 1- 1 | 0- 0 | 0- 1 | AWAY | 0- 0 | 1- 0 | 0- 0 | | | | |
| 0- 0 | 0- 0 | 0- 0 | NEUTRAL | 0- 0 | 0- 0 | 0- 0 | | | | |
| 0- 0 | 0- 0 | 0- 0 | CONFERENCE | 0- 0 | 0- 0 | 0- 0 | | | | |
| 0- 0 | 0- 0 | 0- 0 | HOME | 0- 0 | 0- 0 | 0- 0 | | | | |
| 0- 0 | 0- 0 | 0- 0 | AWAY | 0- 0 | 0- 0 | 0- 0 | | | | |
| 0- 0 | 0- 0 | 0- 0 | NEUTRAL | 0- 0 | 0- 0 | 0- 0 | | | | |

| | | | | | | | | | | | | | | | |
|---------------------------|---|----------|-------|-----------|---|-----------------|-------|------------|---|-------------|-------|--------------------------|---|----------------|-------|
| RPI 1-25 | | | | RPI 26-50 | | | | RPI 51-100 | | | | RPI 101+ Team's RPI: 186 | | | |
| RPI | S | Opponent | Score | RPI | S | Opponent | Score | RPI | S | Opponent | Score | RPI | S | Opponent | Score |
| | | | | 29 | A | LSU | 45 60 | | | | | 120 | H | Texas A&M | 40 61 |
| | | | | 45 | H | Mississippi St. | 63 98 | | | | | 133 | A | Louisiana Tech | 69 58 |
| | | | | | | | | | | | | 182 | H | Rice | 65 79 |
| | | | | | | | | | | | | 189 | H | Western Ky. | 56 68 |
| | | | | | | | | | | | | 236 | H | Fla. Atlantic | 61 38 |
| ----- | | | | | | | | | | | | | | | |
| LAST 12 Division I GAMES: | | | | | | | | | | | | | | | |
| | | | | 45 | H | Mississippi St. | 63 98 | 189 | H | Western Ky. | 56 68 | | | | |
| | | | | 29 | A | LSU | 45 60 | | | | | | | | |
| | | | | 120 | H | Texas A&M | 40 61 | | | | | | | | |
| | | | | 182 | H | Rice | 65 79 | | | | | | | | |
| | | | | 236 | H | Fla. Atlantic | 61 38 | | | | | | | | |
| | | | | 133 | A | Louisiana Tech | 69 58 | | | | | | | | |

Non-Div I Games:

Little Rock

Average RPI Win: 152

WON-LOST

WINNING

LAST 10

STRENGTH OF

OPP. STRENGTH

TEAM

ADJ.

CONF.

ADJ CONF.

Average RPI Loss: 127

RECORD

PCT. RANK

GAMES

SCHEDULE

OF SCHEDULE

RPI

RPI

RPI

RPI

DIV. I ONLY

1- 7

316

0- 1

72

242

266

266

18

18

DIV. I NON-CONF.

1- 7

316

0- 1

72

242

266

266

18

18

TOTALS

RPI 1-25

RPI 26-50

W-L RECORDS

RPI 51-100

RPI 101-150

RPI 150+

1- 7

0- 1

0- 0

OVERALL

0- 3

0- 1

1- 2

1- 4

0- 0

0- 0

HOME

0- 2

0- 0

1- 2

0- 3

0- 1

0- 0

AWAY

0- 1

0- 1

0- 0

0- 0

0- 0

0- 0

NEUTRAL

0- 0

0- 0

0- 0

1- 7

0- 1

0- 0

NON-CONFERENCE

0- 3

0- 1

1- 2

1- 4

0- 0

0- 0

HOME

0- 2

0- 0

1- 2

0- 3

0- 1

0- 0

AWAY

0- 1

0- 1

0- 0

0- 0

0- 0

0- 0

NEUTRAL

0- 0

0- 0

0- 0

0- 0

0- 0

0- 0

CONFERENCE

0- 0

0- 0

0- 0

0- 0

0- 0

0- 0

HOME

0- 0

0- 0

0- 0

0- 0

0- 0

0- 0

AWAY

0- 0

0- 0

0- 0

0- 0

0- 0

0- 0

NEUTRAL

0- 0

0- 0

0- 0

RPI 1-25

RPI 26-50

RPI 51-100

RPI 101+

Team's RPI: 266

| RPI | S | Opponent | Score |
|-----|---|----------|--------|
| 6 | A | Oregon | 48 110 |

| RPI | S | Opponent | Score |
|-----|---|----------|-------|
|-----|---|----------|-------|

| RPI | S | Opponent | Score |
|-----|---|---------------------|-------|
| 62 | H | Southern California | 50 86 |
| 79 | A | Montana St. | 62 85 |
| 87 | H | UNI | 64 71 |

| RPI | S | Opponent | Score |
|-----|---|--------------------|-------|
| 147 | A | Utah | 59 82 |
| 152 | H | Idaho | 70 63 |
| 203 | H | Nevada | 67 76 |
| 307 | H | California Baptist | 83 85 |

LAST 12 Division I GAMES:

| | | | | | | | | | |
|-----|---|---------------------|----|----|-----|---|-------------|----|-----|
| 62 | H | Southern California | 50 | 86 | 6 | A | Oregon | 48 | 110 |
| 307 | H | California Baptist | 83 | 85 | 79 | A | Montana St. | 62 | 85 |
| | | | | | 152 | H | Idaho | 70 | 63 |
| | | | | | 87 | H | UNI | 64 | 71 |
| | | | | | 203 | H | Nevada | 67 | 76 |
| | | | | | 147 | A | Utah | 59 | 82 |

Non-Div I Games:

Long Beach St.

Loss,
 Non-Conf,
 S Site,
 H Home
 A Away
 N Neutral

| | | | | | | | | | | |
|------------------|-----------|-----------|----------------|------------|-------------|---------------|------|------|-------|-----------|
| Average RPI | Win: 344 | WON-LOST | WINNING | LAST 10 | STRENGTH OF | OPP. STRENGTH | TEAM | ADJ. | CONF. | ADJ CONF. |
| Average RPI | Loss: 203 | RECORD | PCT. RANK | GAMES | SCHEDULE | OF SCHEDULE | RPI | RPI | RPI | RPI |
| DIV. I ONLY | 1- 3 | 269 | 0- 1 | 351 | 210 | 350 | 350 | 30 | 30 | |
| DIV. I NON-CONF. | 1- 3 | 269 | 0- 1 | 351 | 210 | 350 | 350 | 30 | 30 | |
| ----- | | | | | | | | | | |
| TOTALS | RPI 1-25 | RPI 26-50 | W-L RECORDS | RPI 51-100 | RPI 101-150 | RPI 150+ | | | | |
| 1- 3 | 0- 0 | 0- 1 | OVERALL | 0- 0 | 0- 0 | 1- 2 | | | | |
| 1- 2 | 0- 0 | 0- 0 | HOME | 0- 0 | 0- 0 | 1- 2 | | | | |
| 0- 1 | 0- 0 | 0- 1 | AWAY | 0- 0 | 0- 0 | 0- 0 | | | | |
| 0- 0 | 0- 0 | 0- 0 | NEUTRAL | 0- 0 | 0- 0 | 0- 0 | | | | |
| 1- 3 | 0- 0 | 0- 1 | NON-CONFERENCE | 0- 0 | 0- 0 | 1- 2 | | | | |
| 1- 2 | 0- 0 | 0- 0 | HOME | 0- 0 | 0- 0 | 1- 2 | | | | |
| 0- 1 | 0- 0 | 0- 1 | AWAY | 0- 0 | 0- 0 | 0- 0 | | | | |
| 0- 0 | 0- 0 | 0- 0 | NEUTRAL | 0- 0 | 0- 0 | 0- 0 | | | | |
| 0- 0 | 0- 0 | 0- 0 | CONFERENCE | 0- 0 | 0- 0 | 0- 0 | | | | |
| 0- 0 | 0- 0 | 0- 0 | HOME | 0- 0 | 0- 0 | 0- 0 | | | | |
| 0- 0 | 0- 0 | 0- 0 | AWAY | 0- 0 | 0- 0 | 0- 0 | | | | |
| 0- 0 | 0- 0 | 0- 0 | NEUTRAL | 0- 0 | 0- 0 | 0- 0 | | | | |

| | | | | | | | | | | | | | | | |
|---------------------------|---|----------|-------|-----------|---|--------------------|-------|------------|---|----------|-------|--------------------------|---|--------------------|-------|
| RPI 1-25 | | | | RPI 26-50 | | | | RPI 51-100 | | | | RPI 101+ Team's RPI: 350 | | | |
| RPI | S | Opponent | Score | RPI | S | Opponent | Score | RPI | S | Opponent | Score | RPI | S | Opponent | Score |
| | | | | 41 | A | VCU | 55 84 | | | | | 253 | H | Saint Francis (PA) | 88 91 |
| | | | | | | | | | | | | 314 | H | Wagner | 60 86 |
| | | | | | | | | | | | | 344 | H | UMES | 83 71 |
| LAST 12 Division I GAMES: | | | | | | | | | | | | | | | |
| | | | | 253 | H | Saint Francis (PA) | 88 91 | | | | | | | | |
| | | | | 344 | H | UMES | 83 71 | | | | | | | | |
| | | | | 314 | H | Wagner | 60 86 | | | | | | | | |
| | | | | 41 | A | VCU | 55 84 | | | | | | | | |

Non-Div I Games:

Longwood

| | | | | | | | | | | |
|-------------------|----------|-----------|----------------|------------|-------------|---------------|------|------|-------|-----------|
| Average RPI Win: | 320 | WON-LOST | WINNING | LAST 10 | STRENGTH OF | OPP. STRENGTH | TEAM | ADJ. | CONF. | ADJ CONF. |
| Average RPI Loss: | 152 | RECORD | PCT. RANK | GAMES | SCHEDULE | OF SCHEDULE | RPI | RPI | RPI | RPI |
| DIV. I ONLY | 2- 4 | 230 | 0- 1 | 332 | 153 | 310 | 310 | 21 | 21 | |
| DIV. I NON-CONF. | 2- 4 | 230 | 0- 1 | 332 | 153 | 310 | 310 | 21 | 21 | |
| ----- | | | | | | | | | | |
| TOTALS | RPI 1-25 | RPI 26-50 | W-L RECORDS | RPI 51-100 | RPI 101-150 | RPI 150+ | | | | |
| 2- 4 | 0- 1 | 0- 1 | OVERALL | 0- 0 | 0- 0 | 2- 2 | | | | |
| 1- 1 | 0- 1 | 0- 0 | HOME | 0- 0 | 0- 0 | 1- 0 | | | | |
| 1- 2 | 0- 0 | 0- 1 | AWAY | 0- 0 | 0- 0 | 1- 1 | | | | |
| 0- 1 | 0- 0 | 0- 0 | NEUTRAL | 0- 0 | 0- 0 | 0- 1 | | | | |
| 2- 4 | 0- 1 | 0- 1 | NON-CONFERENCE | 0- 0 | 0- 0 | 2- 2 | | | | |
| 1- 1 | 0- 1 | 0- 0 | HOME | 0- 0 | 0- 0 | 1- 0 | | | | |
| 1- 2 | 0- 0 | 0- 1 | AWAY | 0- 0 | 0- 0 | 1- 1 | | | | |
| 0- 1 | 0- 0 | 0- 0 | NEUTRAL | 0- 0 | 0- 0 | 0- 1 | | | | |
| 0- 0 | 0- 0 | 0- 0 | CONFERENCE | 0- 0 | 0- 0 | 0- 0 | | | | |
| 0- 0 | 0- 0 | 0- 0 | HOME | 0- 0 | 0- 0 | 0- 0 | | | | |
| 0- 0 | 0- 0 | 0- 0 | AWAY | 0- 0 | 0- 0 | 0- 0 | | | | |
| 0- 0 | 0- 0 | 0- 0 | NEUTRAL | 0- 0 | 0- 0 | 0- 0 | | | | |

| RPI 1-25 | | | | RPI 26-50 | | | | RPI 51-100 | | | | RPI 101+ Team's RPI: 310 | | | |
|---------------------------|---|------------------|-------|-----------|---|----------|-------|------------|---|--------------------|-------|--------------------------|---|--------------------|-------|
| RPI | S | Opponent | Score | RPI | S | Opponent | Score | RPI | S | Opponent | Score | RPI | S | Opponent | Score |
| 21 | H | Lamar University | 77 79 | 30 | A | Auburn | 59 71 | | | | | 264 | A | UTRGV | 60 75 |
| | | | | | | | | | | | | 291 | N | A&M-Corpus Christi | 63 64 |
| | | | | | | | | | | | | 303 | H | Jackson St. | 68 61 |
| | | | | | | | | | | | | 337 | A | McNeese | 70 59 |
| ----- | | | | | | | | | | | | | | | |
| LAST 12 Division I GAMES: | | | | | | | | 264 | A | UTRGV | 60 75 | | | | |
| | | | | | | | | 291 | N | A&M-Corpus Christi | 63 64 | | | | |
| | | | | | | | | 30 | A | Auburn | 59 71 | | | | |
| | | | | | | | | 303 | H | Jackson St. | 68 61 | | | | |
| | | | | | | | | 337 | A | McNeese | 70 59 | | | | |
| | | | | | | | | 21 | H | Lamar University | 77 79 | | | | |

Non-Div I Games: Dillard 69 72

Louisiana

| | | | | | | | | | | |
|-------------------|----------|-----------|----------------|------------|-------------|---------------|------|------|-------|-----------|
| Average RPI Win: | 181 | WON-LOST | WINNING | LAST 10 | STRENGTH OF | OPP. STRENGTH | TEAM | ADJ. | CONF. | ADJ CONF. |
| Average RPI Loss: | 146 | RECORD | PCT. RANK | GAMES | SCHEDULE | OF SCHEDULE | RPI | RPI | RPI | RPI |
| DIV. I ONLY | 4- 3 | 139 | 1- 0 | 196 | 75 | 133 | 133 | 17 | 17 | |
| DIV. I NON-CONF. | 4- 3 | 139 | 1- 0 | 196 | 75 | 133 | 133 | 17 | 17 | |
| ----- | | | | | | | | | | |
| TOTALS | RPI 1-25 | RPI 26-50 | W-L RECORDS | RPI 51-100 | RPI 101-150 | RPI 150+ | | | | |
| 4- 3 | 0- 0 | 0- 1 | OVERALL | 0- 0 | 2- 0 | 2- 2 | | | | |
| 1- 1 | 0- 0 | 0- 0 | HOME | 0- 0 | 1- 0 | 0- 1 | | | | |
| 2- 2 | 0- 0 | 0- 1 | AWAY | 0- 0 | 0- 0 | 2- 1 | | | | |
| 1- 0 | 0- 0 | 0- 0 | NEUTRAL | 0- 0 | 1- 0 | 0- 0 | | | | |
| 4- 3 | 0- 0 | 0- 1 | NON-CONFERENCE | 0- 0 | 2- 0 | 2- 2 | | | | |
| 1- 1 | 0- 0 | 0- 0 | HOME | 0- 0 | 1- 0 | 0- 1 | | | | |
| 2- 2 | 0- 0 | 0- 1 | AWAY | 0- 0 | 0- 0 | 2- 1 | | | | |
| 1- 0 | 0- 0 | 0- 0 | NEUTRAL | 0- 0 | 1- 0 | 0- 0 | | | | |
| 0- 0 | 0- 0 | 0- 0 | CONFERENCE | 0- 0 | 0- 0 | 0- 0 | | | | |
| 0- 0 | 0- 0 | 0- 0 | HOME | 0- 0 | 0- 0 | 0- 0 | | | | |
| 0- 0 | 0- 0 | 0- 0 | AWAY | 0- 0 | 0- 0 | 0- 0 | | | | |
| 0- 0 | 0- 0 | 0- 0 | NEUTRAL | 0- 0 | 0- 0 | 0- 0 | | | | |

| | | | | | | | | | | | | | | | |
|------------------------------|---|----------|-------|-----------|---|---------------|--------|------------|---|--------------|-------|--------------------------|---|---------------|--------|
| RPI 1-25 | | | | RPI 26-50 | | | | RPI 51-100 | | | | RPI 101+ Team's RPI: 133 | | | |
| RPI | S | Opponent | Score | RPI | S | Opponent | Score | RPI | S | Opponent | Score | RPI | S | Opponent | Score |
| | | | | 39 | A | Arizona St. | 44 80 | | | | | 110 | N | Al abama | 79 62 |
| | | | | | | | | | | | | 129 | H | Houston | 100 88 |
| | | | | | | | | | | | | 186 | H | Li ttle Rock | 58 69 |
| | | | | | | | | | | | | 191 | A | Arkansas St. | 80 70 |
| | | | | | | | | | | | | 214 | A | Wi chi ta St. | 56 70 |
| | | | | | | | | | | | | 295 | A | Memphi s | 66 50 |
| ----- | | | | | | | | | | | | | | | |
| LAST 12 Di vi si on I GAMES: | | | | | | | | | | | | | | | |
| | | | | 110 | N | Al abama | 79 62 | 186 | H | Li ttle Rock | 58 69 | | | | |
| | | | | 39 | A | Ariz ona St. | 44 80 | | | | | | | | |
| | | | | 214 | A | Wi chi ta St. | 56 70 | | | | | | | | |
| | | | | 191 | A | Arkansas St. | 80 70 | | | | | | | | |
| | | | | 295 | A | Memphi s | 66 50 | | | | | | | | |
| | | | | 129 | H | Houston | 100 88 | | | | | | | | |

Non-Di v I Games: LSU-Alexandria 112 70

Louisiana Tech

Average RPI Win: 137 WON-LOST WINNING LAST 10
Average RPI Loss: 0 RECORD PCT. RANK GAMES STRENGTH OF OPP. STRENGTH TEAM ADJ. CONF. ADJ CONF.
SCHEDULE OF SCHEDULE RPI RPI RPI RPI

| | | | | | | | | | |
|------------------|----------|-----------|----------------|------------|-------------|----------|----|---|---|
| DIV. I ONLY | 9- 0 | 1 | 1- 0 | 124 | 31 | 10 | 10 | 1 | 1 |
| DIV. I NON-CONF. | 9- 0 | 1 | 1- 0 | 124 | 31 | 10 | 10 | 1 | 1 |
| ----- | | | | | | | | | |
| TOTALS | RPI 1-25 | RPI 26-50 | W-L RECORDS | RPI 51-100 | RPI 101-150 | RPI 150+ | | | |
| 9- 0 | 0- 0 | 1- 0 | OVERALL | 3- 0 | 1- 0 | 4- 0 | | | |
| 4- 0 | 0- 0 | 0- 0 | HOME | 1- 0 | 1- 0 | 2- 0 | | | |
| 3- 0 | 0- 0 | 0- 0 | AWAY | 2- 0 | 0- 0 | 1- 0 | | | |
| 2- 0 | 0- 0 | 1- 0 | NEUTRAL | 0- 0 | 0- 0 | 1- 0 | | | |
| 9- 0 | 0- 0 | 1- 0 | NON-CONFERENCE | 3- 0 | 1- 0 | 4- 0 | | | |
| 4- 0 | 0- 0 | 0- 0 | HOME | 1- 0 | 1- 0 | 2- 0 | | | |
| 3- 0 | 0- 0 | 0- 0 | AWAY | 2- 0 | 0- 0 | 1- 0 | | | |
| 2- 0 | 0- 0 | 1- 0 | NEUTRAL | 0- 0 | 0- 0 | 1- 0 | | | |
| 0- 0 | 0- 0 | 0- 0 | CONFERENCE | 0- 0 | 0- 0 | 0- 0 | | | |
| 0- 0 | 0- 0 | 0- 0 | HOME | 0- 0 | 0- 0 | 0- 0 | | | |
| 0- 0 | 0- 0 | 0- 0 | AWAY | 0- 0 | 0- 0 | 0- 0 | | | |
| 0- 0 | 0- 0 | 0- 0 | NEUTRAL | 0- 0 | 0- 0 | 0- 0 | | | |

| | | | | |
|---------------------------|--------------------------|----------------------------|----------------------------|----------------------|
| RPI 1-25 | Team's RPI: 10 | RPI 26-50 | RPI 51-100 | RPI 101+ |
| RPI S Opponent Score | RPI S Opponent Score | RPI S Opponent Score | RPI S Opponent Score | RPI S Opponent Score |
| | 39 N Arizona St. 58 56 | 53 A Boise St. 74 55 | 140 H Miami (OH) 95 73 | |
| | | 57 H UT Martin 102 62 | 175 N Hartford 86 69 | |
| | | 99 A Chattanooga 75 49 | 189 A Western Ky. 102 80 | |
| | | | 190 H Nebraska 85 68 | |
| | | | 293 H Tennessee St. 107 52 | |
| LAST 12 Division I GAMES: | | | | |
| | 39 N Arizona St. 58 56 | 57 H UT Martin 102 62 | | |
| | 53 A Boise St. 74 55 | 293 H Tennessee St. 107 52 | | |
| | 99 A Chattanooga 75 49 | 190 H Nebraska 85 68 | | |
| | 189 A Western Ky. 102 80 | 140 H Miami (OH) 95 73 | | |
| | | 175 N Hartford 86 69 | | |

Non-Div I Games:

Louisville

| | | | | | | | | | | | |
|------------------|----------|------|-----------|-----------|----------------|-------------|---------------|-------------|------|----------|-----------|
| Average RPI | Win: | 289 | WON-LOST | WINNING | LAST 10 | STRENGTH OF | OPP. STRENGTH | TEAM | ADJ. | CONF. | ADJ CONF. |
| Average RPI | Loss: | 151 | RECORD | PCT. RANK | GAMES | SCHEDULE | OF SCHEDULE | RPI | RPI | RPI | RPI |
| DIV. I ONLY | | 5- 2 | | 78 | 1- 0 | 342 | 144 | 220 | 220 | 16 | 16 |
| DIV. I NON-CONF. | | 5- 2 | | 78 | 1- 0 | 342 | 144 | 220 | 220 | 16 | 16 |
| ----- | | | | | | | | | | | |
| TOTALS | RPI 1-25 | | RPI 26-50 | | W-L RECORDS | RPI 51-100 | | RPI 101-150 | | RPI 150+ | |
| 5- 2 | 0- 0 | | 0- 0 | | OVERALL | 0- 0 | | 0- 1 | | 5- 1 | |
| 3- 0 | 0- 0 | | 0- 0 | | HOME | 0- 0 | | 0- 0 | | 3- 0 | |
| 2- 2 | 0- 0 | | 0- 0 | | AWAY | 0- 0 | | 0- 1 | | 2- 1 | |
| 0- 0 | 0- 0 | | 0- 0 | | NEUTRAL | 0- 0 | | 0- 0 | | 0- 0 | |
| 5- 2 | 0- 0 | | 0- 0 | | NON-CONFERENCE | 0- 0 | | 0- 1 | | 5- 1 | |
| 3- 0 | 0- 0 | | 0- 0 | | HOME | 0- 0 | | 0- 0 | | 3- 0 | |
| 2- 2 | 0- 0 | | 0- 0 | | AWAY | 0- 0 | | 0- 1 | | 2- 1 | |
| 0- 0 | 0- 0 | | 0- 0 | | NEUTRAL | 0- 0 | | 0- 0 | | 0- 0 | |
| 0- 0 | 0- 0 | | 0- 0 | | CONFERENCE | 0- 0 | | 0- 0 | | 0- 0 | |
| 0- 0 | 0- 0 | | 0- 0 | | HOME | 0- 0 | | 0- 0 | | 0- 0 | |
| 0- 0 | 0- 0 | | 0- 0 | | AWAY | 0- 0 | | 0- 0 | | 0- 0 | |
| 0- 0 | 0- 0 | | 0- 0 | | NEUTRAL | 0- 0 | | 0- 0 | | 0- 0 | |

| | | | | | | | | | | | | | | | |
|---------------------------|---|-------------------|-------|-----------|---|----------------|-------|------------|---|----------|-------|--------------------------|---|-------------------|-------|
| RPI 1-25 | | | | RPI 26-50 | | | | RPI 51-100 | | | | RPI 101+ Team's RPI: 220 | | | |
| RPI | S | Opponent | Score | RPI | S | Opponent | Score | RPI | S | Opponent | Score | RPI | S | Opponent | Score |
| | | | | | | | | | | | | 131 | A | Youngstown St. | 63 74 |
| | | | | | | | | | | | | 171 | A | Bowling Green | 74 88 |
| | | | | | | | | | | | | 213 | A | UIC | 75 60 |
| | | | | | | | | | | | | 251 | H | Detroit Mercy | 52 43 |
| | | | | | | | | | | | | 324 | H | Chicago St. | 76 40 |
| | | | | | | | | | | | | 327 | H | Purdue Fort Wayne | 81 67 |
| | | | | | | | | | | | | 328 | A | Western Mi ch. | 64 53 |
| ----- | | | | | | | | | | | | | | | |
| LAST 12 Division I GAMES: | | | | | | | | | | | | | | | |
| 328 | A | Western Mi ch. | 64 53 | 324 | H | Chicago St. | 76 40 | | | | | | | | |
| 327 | H | Purdue Fort Wayne | 81 67 | 171 | A | Bowling Green | 74 88 | | | | | | | | |
| | | | | 213 | A | UIC | 75 60 | | | | | | | | |
| | | | | 251 | H | Detroit Mercy | 52 43 | | | | | | | | |
| | | | | 131 | A | Youngstown St. | 63 74 | | | | | | | | |

Non-Div I Games:

Loyol a Chi cago

| Loyola Marymount | | | Through Games Of Dec. 4, 2018 | | | | | | | | |
|------------------|----------|------|-------------------------------|-----------|----------------|-------------|---------------|-------------|------|----------|-----------|
| Average RPI | Win: | 0 | WON-LOST | WINNING | LAST 10 | STRENGTH OF | OPP. STRENGTH | TEAM | ADJ. | CONF. | ADJ CONF. |
| Average RPI | Loss: | 201 | RECORD | PCT. RANK | GAMES | SCHEDULE | OF SCHEDULE | RPI | RPI | RPI | RPI |
| DIV. I ONLY | | 0- 8 | 326 | 0- 1 | | 234 | 291 | 333 | 333 | 20 | 20 |
| DIV. I NON-CONF. | | 0- 8 | 326 | 0- 1 | | 234 | 291 | 333 | 333 | 20 | 20 |
| <hr/> | | | | | | | | | | | |
| TOTALS | RPI 1-25 | | RPI 26-50 | | W-L RECORDS | RPI 51-100 | | RPI 101-150 | | RPI 150+ | |
| 0- 8 | 0- 0 | | 0- 0 | | OVERALL | 0- 1 | | 0- 0 | | 0- 7 | |
| 0- 2 | 0- 0 | | 0- 0 | | HOME | 0- 0 | | 0- 0 | | 0- 2 | |
| 0- 5 | 0- 0 | | 0- 0 | | AWAY | 0- 0 | | 0- 0 | | 0- 5 | |
| 0- 1 | 0- 0 | | 0- 0 | | NEUTRAL | 0- 1 | | 0- 0 | | 0- 0 | |
| 0- 8 | 0- 0 | | 0- 0 | | NON-CONFERENCE | 0- 1 | | 0- 0 | | 0- 7 | |
| 0- 2 | 0- 0 | | 0- 0 | | HOME | 0- 0 | | 0- 0 | | 0- 2 | |
| 0- 5 | 0- 0 | | 0- 0 | | AWAY | 0- 0 | | 0- 0 | | 0- 5 | |
| 0- 1 | 0- 0 | | 0- 0 | | NEUTRAL | 0- 1 | | 0- 0 | | 0- 0 | |
| 0- 0 | 0- 0 | | 0- 0 | | CONFERENCE | 0- 0 | | 0- 0 | | 0- 0 | |
| 0- 0 | 0- 0 | | 0- 0 | | HOME | 0- 0 | | 0- 0 | | 0- 0 | |
| 0- 0 | 0- 0 | | 0- 0 | | AWAY | 0- 0 | | 0- 0 | | 0- 0 | |
| 0- 0 | 0- 0 | | 0- 0 | | NEUTRAL | 0- 0 | | 0- 0 | | 0- 0 | |

| RPI 1-25 | | | | RPI 26-50 | | | | RPI 51-100 | | | | RPI 101+ Team's RPI: 333 | | | | | |
|---------------------------|---|----------|-------|-----------|---|----------------|-------|------------|-----|----------------|----------------|--------------------------|-----|----------|----------------|----|----|
| RPI | S | Opponent | Score | RPI | S | Opponent | Score | RPI | S | Opponent | Score | RPI | S | Opponent | Score | | |
| | | | | | | | | 77 | N | Boston College | 47 | 73 | 151 | A | George Mason | 38 | 70 |
| | | | | | | | | | | | | | 166 | A | Georgetown | 30 | 45 |
| | | | | | | | | | | | | | 174 | H | William & Mary | 49 | 65 |
| | | | | | | | | | | | | | 196 | H | Mt. St. Mary's | 67 | 77 |
| | | | | | | | | | | | | | 227 | A | Towson | 57 | 62 |
| | | | | | | | | | | | | | 299 | A | Dartmouth | 41 | 54 |
| | | | | | | | | | | | | | 320 | A | Saint Joseph's | 46 | 49 |
| LAST 12 Division I GAMES: | | | | | | | | | | | | | | | | | |
| | | | | 227 | A | Towson | 57 | 62 | 320 | A | Saint Joseph's | 46 | 49 | | | | |
| | | | | 196 | H | Mt. St. Mary's | 67 | 77 | 151 | A | George Mason | 38 | 70 | | | | |
| | | | | 77 | N | Boston College | 47 | 73 | | | | | | | | | |
| | | | | 174 | H | William & Mary | 49 | 65 | | | | | | | | | |
| | | | | 166 | A | Georgetown | 30 | 45 | | | | | | | | | |
| | | | | 299 | A | Dartmouth | 41 | 54 | | | | | | | | | |

Non-Div I Games:

Loyola Maryl and

| | | | | | | | | | | | |
|------------------|----------|------|-----------|-----------|----------------|-------------|---------------|-------------|------|----------|-----------|
| Average RPI | Win: | 183 | WON-LOST | WINNING | LAST 10 | STRENGTH OF | OPP. STRENGTH | TEAM | ADJ. | CONF. | ADJ CONF. |
| Average RPI | Loss: | 85 | RECORD | PCT. RANK | GAMES | SCHEDULE | OF SCHEDULE | RPI | RPI | RPI | RPI |
| DIV. I ONLY | | 5- 2 | | 78 | 1- 0 | 150 | 96 | 91 | 91 | 7 | 7 |
| DIV. I NON-CONF. | | 5- 2 | | 78 | 1- 0 | 150 | 96 | 91 | 91 | 7 | 7 |
| <hr/> | | | | | | | | | | | |
| TOTALS | RPI 1-25 | | RPI 26-50 | | W-L RECORDS | RPI 51-100 | | RPI 101-150 | | RPI 150+ | |
| 5- 2 | 0- 0 | | 0- 0 | | OVERALL | 1- 1 | | 2- 1 | | 2- 0 | |
| 3- 1 | 0- 0 | | 0- 0 | | HOME | 1- 0 | | 1- 1 | | 1- 0 | |
| 2- 1 | 0- 0 | | 0- 0 | | AWAY | 0- 1 | | 1- 0 | | 1- 0 | |
| 0- 0 | 0- 0 | | 0- 0 | | NEUTRAL | 0- 0 | | 0- 0 | | 0- 0 | |
| 5- 2 | 0- 0 | | 0- 0 | | NON-CONFERENCE | 1- 1 | | 2- 1 | | 2- 0 | |
| 3- 1 | 0- 0 | | 0- 0 | | HOME | 1- 0 | | 1- 1 | | 1- 0 | |
| 2- 1 | 0- 0 | | 0- 0 | | AWAY | 0- 1 | | 1- 0 | | 1- 0 | |
| 0- 0 | 0- 0 | | 0- 0 | | NEUTRAL | 0- 0 | | 0- 0 | | 0- 0 | |
| 0- 0 | 0- 0 | | 0- 0 | | CONFERENCE | 0- 0 | | 0- 0 | | 0- 0 | |
| 0- 0 | 0- 0 | | 0- 0 | | HOME | 0- 0 | | 0- 0 | | 0- 0 | |
| 0- 0 | 0- 0 | | 0- 0 | | AWAY | 0- 0 | | 0- 0 | | 0- 0 | |
| 0- 0 | 0- 0 | | 0- 0 | | NEUTRAL | 0- 0 | | 0- 0 | | 0- 0 | |

| RPI 1-25 | | | | RPI 26-50 | | | | RPI 51-100 | | | | RPI 101+ | | | |
|---------------------------|---|----------|-------|-----------|---|---------------|-------|------------|---|-----------------|--------|----------|---|------------------|-------|
| RPI | S | Opponent | Score | RPI | S | Opponent | Score | RPI | S | Opponent | Score | RPI | S | Opponent | Score |
| | | | | | | | | 56 | A | Denver | 75 104 | 114 | H | Northern Ari z. | 62 63 |
| | | | | | | | | 65 | H | UCLA | 69 63 | 124 | H | UC Davis | 60 53 |
| | | | | | | | | | | | | 135 | A | Arizona | 66 64 |
| | | | | | | | | | | | | 285 | H | Robert Morris | 61 53 |
| | | | | | | | | | | | | 306 | A | UC Santa Barbara | 70 57 |
| <hr/> | | | | | | | | | | | | | | | |
| LAST 12 Division I GAMES: | | | | | | | | | | | | | | | |
| 135 | A | Arizona | 66 64 | 285 | H | Robert Morris | 61 53 | 56 | A | Denver | 75 104 | 124 | H | UC Davis | 60 53 |
| 65 | H | UCLA | 69 63 | | | | | 114 | H | Northern Ari z. | 62 63 | 306 | A | UC Santa Barbara | 70 57 |

Non-Div I Games:

Loyola Marymount

| | | | | | | | | | | |
|-------------------|----------|-----------|----------------|------------|-------------|---------------|------|------|-------|-----------|
| Average RPI Win: | 159 | WON-LOST | WINNING | LAST 10 | STRENGTH OF | OPP. STRENGTH | TEAM | ADJ. | CONF. | ADJ CONF. |
| Average RPI Loss: | 37 | RECORD | PCT. RANK | GAMES | SCHEDULE | OF SCHEDULE | RPI | RPI | RPI | RPI |
| DIV. I ONLY | 6- 2 | 66 | 1- 0 | 144 | 65 | 58 | 58 | 22 | 22 | |
| DIV. I NON-CONF. | 6- 2 | 66 | 1- 0 | 144 | 65 | 58 | 58 | 22 | 22 | |
| ----- | | | | | | | | | | |
| TOTALS | RPI 1-25 | RPI 26-50 | W-L RECORDS | RPI 51-100 | RPI 101-150 | RPI 150+ | | | | |
| 6- 2 | 0- 0 | 1- 2 | OVERALL | 1- 0 | 1- 0 | 3- 0 | | | | |
| 1- 1 | 0- 0 | 0- 1 | HOME | 1- 0 | 0- 0 | 0- 0 | | | | |
| 3- 1 | 0- 0 | 1- 1 | AWAY | 0- 0 | 0- 0 | 2- 0 | | | | |
| 2- 0 | 0- 0 | 0- 0 | NEUTRAL | 0- 0 | 1- 0 | 1- 0 | | | | |
| 6- 2 | 0- 0 | 1- 2 | NON-CONFERENCE | 1- 0 | 1- 0 | 3- 0 | | | | |
| 1- 1 | 0- 0 | 0- 1 | HOME | 1- 0 | 0- 0 | 0- 0 | | | | |
| 3- 1 | 0- 0 | 1- 1 | AWAY | 0- 0 | 0- 0 | 2- 0 | | | | |
| 2- 0 | 0- 0 | 0- 0 | NEUTRAL | 0- 0 | 1- 0 | 1- 0 | | | | |
| 0- 0 | 0- 0 | 0- 0 | CONFERENCE | 0- 0 | 0- 0 | 0- 0 | | | | |
| 0- 0 | 0- 0 | 0- 0 | HOME | 0- 0 | 0- 0 | 0- 0 | | | | |
| 0- 0 | 0- 0 | 0- 0 | AWAY | 0- 0 | 0- 0 | 0- 0 | | | | |
| 0- 0 | 0- 0 | 0- 0 | NEUTRAL | 0- 0 | 0- 0 | 0- 0 | | | | |

| RPI 1-25 | | | | RPI 26-50 | | | | RPI 51-100 | | | | Team's RPI : 58 | | | | RPI 101+ | | | |
|---------------------------|---|----------|-------|-----------|---|----------------|-------|------------|---|----------|-------|-----------------|---|-----------|-------|----------|---|-----------|-------|
| RPI | S | Opponent | Score | RPI | S | Opponent | Score | RPI | S | Opponent | Score | RPI | S | Opponent | Score | RPI | S | Opponent | Score |
| | | | | 28 | H | Duke | 63 66 | | | | | 92 | H | Tol edo | 73 59 | 102 | N | Penn | 47 46 |
| | | | | 32 | A | North Carolina | 85 73 | | | | | | | | | 156 | A | Harvard | 67 60 |
| | | | | 46 | A | Green Bay | 39 70 | | | | | | | | | 271 | A | Bryant | 74 57 |
| | | | | | | | | | | | | | | | | 300 | N | N. C. A&T | 58 52 |
| LAST 12 Division I GAMES: | | | | | | | | | | | | | | | | | | | |
| | | | | 156 | A | Harvard | 67 60 | | | | | 46 | A | Green Bay | 39 70 | | | | |
| | | | | 32 | A | North Carolina | 85 73 | | | | | 28 | H | Duke | 63 66 | | | | |
| | | | | 102 | N | Penn | 47 46 | | | | | 271 | A | Bryant | 74 57 | | | | |
| | | | | 300 | N | N. C. A&T | 58 52 | | | | | 92 | H | Tol edo | 73 59 | | | | |

Non-Div I Games:

Maine

| | | | | | | | | | | |
|-------------------|----------|-----------|----------------|------------|-------------|---------------|------|------|-------|-----------|
| Average RPI Win: | 326 | WON-LOST | WINNING | LAST 10 | STRENGTH OF | OPP. STRENGTH | TEAM | ADJ. | CONF. | ADJ CONF. |
| Average RPI Loss: | 199 | RECORD | PCT. RANK | GAMES | SCHEDULE | OF SCHEDULE | RPI | RPI | RPI | RPI |
| DIV. I ONLY | 2- 5 | 246 | 1- 0 | 330 | 299 | 336 | 336 | 25 | 25 | |
| DIV. I NON-CONF. | 2- 5 | 246 | 1- 0 | 330 | 299 | 336 | 336 | 25 | 25 | |
| ----- | | | | | | | | | | |
| TOTALS | RPI 1-25 | RPI 26-50 | W-L RECORDS | RPI 51-100 | RPI 101-150 | RPI 150+ | | | | |
| 2- 5 | 0- 0 | 0- 0 | OVERALL | 0- 1 | 0- 1 | 2- 3 | | | | |
| 2- 2 | 0- 0 | 0- 0 | HOME | 0- 1 | 0- 0 | 2- 1 | | | | |
| 0- 3 | 0- 0 | 0- 0 | AWAY | 0- 0 | 0- 1 | 0- 2 | | | | |
| 0- 0 | 0- 0 | 0- 0 | NEUTRAL | 0- 0 | 0- 0 | 0- 0 | | | | |
| 2- 5 | 0- 0 | 0- 0 | NON-CONFERENCE | 0- 1 | 0- 1 | 2- 3 | | | | |
| 2- 2 | 0- 0 | 0- 0 | HOME | 0- 1 | 0- 0 | 2- 1 | | | | |
| 0- 3 | 0- 0 | 0- 0 | AWAY | 0- 0 | 0- 1 | 0- 2 | | | | |
| 0- 0 | 0- 0 | 0- 0 | NEUTRAL | 0- 0 | 0- 0 | 0- 0 | | | | |
| 0- 0 | 0- 0 | 0- 0 | CONFERENCE | 0- 0 | 0- 0 | 0- 0 | | | | |
| 0- 0 | 0- 0 | 0- 0 | HOME | 0- 0 | 0- 0 | 0- 0 | | | | |
| 0- 0 | 0- 0 | 0- 0 | AWAY | 0- 0 | 0- 0 | 0- 0 | | | | |
| 0- 0 | 0- 0 | 0- 0 | NEUTRAL | 0- 0 | 0- 0 | 0- 0 | | | | |

| RPI 1-25 | | | | RPI 26-50 | | | | RPI 51-100 | | | | RPI 101+ | | | | Team's RPI: 336 |
|---------------------------|---|----------------------|-------|-----------|-----|----------|-----------|------------|----|-------------|-------|----------|---|----------------------|-------|-----------------|
| RPI | S | Opponent | Score | RPI | S | Opponent | Score | RPI | S | Opponent | Score | RPI | S | Opponent | Score | |
| | | | | | | | | 74 | H | Stony Brook | 48 | 79 | | | | |
| | | | | | | | | | | | | 106 | A | Fordham | 61 | 65 |
| | | | | | | | | | | | | 235 | A | St. Francis Brooklyn | 65 | 73 |
| | | | | | | | | | | | | 251 | H | Detroit Mercy | 56 | 58 |
| | | | | | | | | | | | | 304 | H | Lafayette | 60 | 49 |
| | | | | | | | | | | | | 330 | A | Albany (NY) | 54 | 60 |
| | | | | | | | | | | | | 348 | H | LIU Brooklyn | 61 | 46 |
| LAST 12 Division I GAMES: | | | | | | | | | | | | | | | | |
| 251 | H | Detroit Mercy | 56 | 58 | 304 | H | Lafayette | 60 | 49 | | | | | | | |
| 74 | H | Stony Brook | 48 | 79 | 106 | A | Fordham | 61 | 65 | | | | | | | |
| 330 | A | Albany (NY) | 54 | 60 | | | | | | | | | | | | |
| 235 | A | St. Francis Brooklyn | 65 | 73 | | | | | | | | | | | | |
| 348 | H | LIU Brooklyn | 61 | 46 | | | | | | | | | | | | |

Non-Div I Games:

Manhattan

| | | | | | | | | | | | |
|------------------|----------|------|-----------|-----------|----------------|-------------|---------------|------|----------|-------|-----------|
| Average RPI | Win: | 232 | WON-LOST | WINNING | LAST 10 | STRENGTH OF | OPP. STRENGTH | TEAM | ADJ. | CONF. | ADJ CONF. |
| Average RPI | Loss: | 91 | RECORD | PCT. RANK | GAMES | SCHEDULE | OF SCHEDULE | RPI | RPI | RPI | RPI |
| DIV. I ONLY | | 6- 2 | 66 | 0- 1 | 233 | 163 | 118 | 118 | 25 | 25 | |
| DIV. I NON-CONF. | | 6- 2 | 66 | 0- 1 | 233 | 163 | 118 | 118 | 25 | 25 | |
| ----- | | | | | | | | | | | |
| TOTALS | RPI 1-25 | | RPI 26-50 | | W-L RECORDS | RPI 51-100 | RPI 101-150 | | RPI 150+ | | |
| 6- 2 | 0- 0 | | 0- 1 | | OVERALL | 0- 0 | 1- 0 | | 5- 1 | | |
| 2- 0 | 0- 0 | | 0- 0 | | HOME | 0- 0 | 1- 0 | | 1- 0 | | |
| 2- 1 | 0- 0 | | 0- 1 | | AWAY | 0- 0 | 0- 0 | | 2- 0 | | |
| 2- 1 | 0- 0 | | 0- 0 | | NEUTRAL | 0- 0 | 0- 0 | | 2- 1 | | |
| 6- 2 | 0- 0 | | 0- 1 | | NON-CONFERENCE | 0- 0 | 1- 0 | | 5- 1 | | |
| 2- 0 | 0- 0 | | 0- 0 | | HOME | 0- 0 | 1- 0 | | 1- 0 | | |
| 2- 1 | 0- 0 | | 0- 1 | | AWAY | 0- 0 | 0- 0 | | 2- 0 | | |
| 2- 1 | 0- 0 | | 0- 0 | | NEUTRAL | 0- 0 | 0- 0 | | 2- 1 | | |
| 0- 0 | 0- 0 | | 0- 0 | | CONFERENCE | 0- 0 | 0- 0 | | 0- 0 | | |
| 0- 0 | 0- 0 | | 0- 0 | | HOME | 0- 0 | 0- 0 | | 0- 0 | | |
| 0- 0 | 0- 0 | | 0- 0 | | AWAY | 0- 0 | 0- 0 | | 0- 0 | | |
| 0- 0 | 0- 0 | | 0- 0 | | NEUTRAL | 0- 0 | 0- 0 | | 0- 0 | | |

| RPI | S | Opponent | Score | RPI | S | Opponent | Score | RPI | S | Opponent | Score | RPI | S | Opponent | Score |
|---------------------------|---|----------|-------|-----|---|----------|-------|-----|---|------------|-------|-----|---|------------|-------|
| | | | | 28 | A | Duke | 56 64 | | | | | 111 | H | Boston U. | 68 57 |
| | | | | | | | | | | | | 154 | N | Wright St. | 60 76 |
| | | | | | | | | | | | | 188 | A | El on | 61 57 |
| | | | | | | | | | | | | 245 | H | Temple | 74 68 |
| | | | | | | | | | | | | 267 | A | Navy | 72 48 |
| | | | | | | | | | | | | 288 | N | Stetson | 76 69 |
| | | | | | | | | | | | | 290 | N | Hofstra | 71 57 |
| ----- | | | | | | | | | | | | | | | |
| Team's RPI: 118 | | | | | | | | | | | | | | | |
| LAST 12 Division I GAMES: | | | | | | | | | | | | | | | |
| | | | | 28 | A | Duke | 56 64 | 188 | A | El on | 61 57 | | | | |
| | | | | 267 | A | Navy | 72 48 | 154 | N | Wright St. | 60 76 | | | | |
| | | | | | | | | 290 | N | Hofstra | 71 57 | | | | |
| | | | | | | | | 288 | N | Stetson | 76 69 | | | | |
| | | | | | | | | 245 | H | Temple | 74 68 | | | | |
| | | | | | | | | 111 | H | Boston U. | 68 57 | | | | |

Non-Div I Games:

Marist

| | | | | | | | | | | |
|-------------------|----------|-----------|----------------|------------|-------------|---------------|------|------|-------|-----------|
| Average RPI Win: | 98 | WON-LOST | WINNING | LAST 10 | STRENGTH OF | OPP. STRENGTH | TEAM | ADJ. | CONF. | ADJ CONF. |
| Average RPI Loss: | 12 | RECORD | PCT. RANK | GAMES | SCHEDULE | OF SCHEDULE | RPI | RPI | RPI | RPI |
| DIV. I ONLY | 6- 1 | 34 | 1- 0 | 54 | 15 | 8 | 8 | 5 | 5 | |
| DIV. I NON-CONF. | 6- 1 | 34 | 1- 0 | 54 | 15 | 8 | 8 | 5 | 5 | |
| ----- | | | | | | | | | | |
| TOTALS | RPI 1-25 | RPI 26-50 | W-L RECORDS | RPI 51-100 | RPI 101-150 | RPI 150+ | | | | |
| 6- 1 | 2- 1 | 0- 0 | OVERALL | 2- 0 | 0- 0 | 2- 0 | | | | |
| 5- 0 | 2- 0 | 0- 0 | HOME | 2- 0 | 0- 0 | 1- 0 | | | | |
| 1- 1 | 0- 1 | 0- 0 | AWAY | 0- 0 | 0- 0 | 1- 0 | | | | |
| 0- 0 | 0- 0 | 0- 0 | NEUTRAL | 0- 0 | 0- 0 | 0- 0 | | | | |
| 6- 1 | 2- 1 | 0- 0 | NON-CONFERENCE | 2- 0 | 0- 0 | 2- 0 | | | | |
| 5- 0 | 2- 0 | 0- 0 | HOME | 2- 0 | 0- 0 | 1- 0 | | | | |
| 1- 1 | 0- 1 | 0- 0 | AWAY | 0- 0 | 0- 0 | 1- 0 | | | | |
| 0- 0 | 0- 0 | 0- 0 | NEUTRAL | 0- 0 | 0- 0 | 0- 0 | | | | |
| 0- 0 | 0- 0 | 0- 0 | CONFERENCE | 0- 0 | 0- 0 | 0- 0 | | | | |
| 0- 0 | 0- 0 | 0- 0 | HOME | 0- 0 | 0- 0 | 0- 0 | | | | |
| 0- 0 | 0- 0 | 0- 0 | AWAY | 0- 0 | 0- 0 | 0- 0 | | | | |
| 0- 0 | 0- 0 | 0- 0 | NEUTRAL | 0- 0 | 0- 0 | 0- 0 | | | | |

| RPI | S | Opponent | Score | RPI | S | Opponent | Score | RPI | S | Opponent | Score | RPI | S | Opponent | Score |
|---------------------------|---|------------------|--------|-----|---|------------------|--------|-----|---|-------------|--------|-----|---|-----------|-------|
| 12 | A | Miami (FL) | 55 63 | | | | | 79 | H | Montana St. | 100 52 | 177 | A | Milwaukee | 83 74 |
| 13 | H | South Dakota St. | 91 52 | | | | | 87 | H | UNI | 102 61 | 213 | H | UI C | 96 32 |
| 20 | H | Michigan | 85 74 | | | | | | | | | | | | |
| LAST 12 Division I GAMES: | | | | | | | | | | | | | | | |
| 87 | H | UNI | 102 61 | 79 | H | Montana St. | 100 52 | | | | | | | | |
| 12 | A | Miami (FL) | 55 63 | 13 | H | South Dakota St. | 91 52 | | | | | | | | |
| 20 | H | Michigan | 85 74 | | | | | | | | | | | | |
| 177 | A | Milwaukee | 83 74 | | | | | | | | | | | | |
| 213 | H | UI C | 96 32 | | | | | | | | | | | | |

Non-Div I Games:

Marquette

| | | | | | | | | | | |
|-------------------|-----|----------|-----------|---------|-------------|---------------|------|------|-------|-----------|
| Average RPI Win: | 323 | WON-LOST | WINNING | LAST 10 | STRENGTH OF | OPP. STRENGTH | TEAM | ADJ. | CONF. | ADJ CONF. |
| Average RPI Loss: | 168 | RECORD | PCT. RANK | GAMES | SCHEDULE | OF SCHEDULE | RPI | RPI | RPI | RPI |

| | | | | | | | | | |
|------------------|----------|-----------|----------------|------------|-------------|----------|-----|----|----|
| DIV. I ONLY | 2- 5 | 246 | 0- 1 | 287 | 250 | 315 | 315 | 17 | 17 |
| DIV. I NON-CONF. | 2- 5 | 246 | 0- 1 | 287 | 250 | 315 | 315 | 17 | 17 |
| ----- | | | | | | | | | |
| TOTALS | RPI 1-25 | RPI 26-50 | W-L RECORDS | RPI 51-100 | RPI 101-150 | RPI 150+ | | | |
| 2- 5 | 0- 0 | 0- 0 | OVERALL | 0- 0 | 0- 2 | 2- 3 | | | |
| 2- 1 | 0- 0 | 0- 0 | HOME | 0- 0 | 0- 1 | 2- 0 | | | |
| 0- 4 | 0- 0 | 0- 0 | AWAY | 0- 0 | 0- 1 | 0- 3 | | | |
| 0- 0 | 0- 0 | 0- 0 | NEUTRAL | 0- 0 | 0- 0 | 0- 0 | | | |
| 2- 5 | 0- 0 | 0- 0 | NON-CONFERENCE | 0- 0 | 0- 2 | 2- 3 | | | |
| 2- 1 | 0- 0 | 0- 0 | HOME | 0- 0 | 0- 1 | 2- 0 | | | |
| 0- 4 | 0- 0 | 0- 0 | AWAY | 0- 0 | 0- 1 | 0- 3 | | | |
| 0- 0 | 0- 0 | 0- 0 | NEUTRAL | 0- 0 | 0- 0 | 0- 0 | | | |
| 0- 0 | 0- 0 | 0- 0 | CONFERENCE | 0- 0 | 0- 0 | 0- 0 | | | |
| 0- 0 | 0- 0 | 0- 0 | HOME | 0- 0 | 0- 0 | 0- 0 | | | |
| 0- 0 | 0- 0 | 0- 0 | AWAY | 0- 0 | 0- 0 | 0- 0 | | | |
| 0- 0 | 0- 0 | 0- 0 | NEUTRAL | 0- 0 | 0- 0 | 0- 0 | | | |

| | | | | |
|---------------------------|-----------------------------|----------------------|-----------------------------|-----------------|
| RPI 1-25 | RPI 26-50 | RPI 51-100 | RPI 101+ | Team's RPI: 315 |
| RPI S Opponent Score | RPI S Opponent Score | RPI S Opponent Score | RPI S Opponent Score | |
| | | | 101 H Indiana St. 53 62 | |
| | | | 130 A Wisconsin 49 67 | |
| | | | 171 A Bowling Green 76 99 | |
| | | | 209 A Appalachian St. 52 74 | |
| | | | 228 A Southern Ill. 49 58 | |
| | | | 301 H Coppin St. 88 67 | |
| | | | 345 H Evansville 72 65 | |
| LAST 12 Division I GAMES: | | | | |
| 228 A Southern Ill. 49 58 | 130 A Wisconsin 49 67 | | | |
| 171 A Bowling Green 76 99 | 301 H Coppin St. 88 67 | | | |
| 101 H Indiana St. 53 62 | 345 H Evansville 72 65 | | | |
| | 209 A Appalachian St. 52 74 | | | |

Non-Div I Games: Bluefield St. 82 29

Marshall

| | | | | | | | | | | | |
|------------------|----------|------|-----------|-----------|----------------|-------------|---------------|-------------|------|----------|-----------|
| Average RPI | Win: | 194 | WON-LOST | WINNING | LAST 10 | STRENGTH OF | OPP. STRENGTH | TEAM | ADJ. | CONF. | ADJ CONF. |
| Average RPI | Loss: | 0 | RECORD | PCT. RANK | GAMES | SCHEDULE | OF SCHEDULE | RPI | RPI | RPI | RPI |
| DIV. I ONLY | | 8- 0 | 1 | 1- 0 | 259 | 102 | 52 | 52 | 3 | 3 | |
| DIV. I NON-CONF. | | 8- 0 | 1 | 1- 0 | 259 | 102 | 52 | 52 | 3 | 3 | |
| ----- | | | | | | | | | | | |
| TOTALS | RPI 1-25 | | RPI 26-50 | | W-L RECORDS | RPI 51-100 | | RPI 101-150 | | RPI 150+ | |
| 8- 0 | 0- 0 | | 0- 0 | | OVERALL | 1- 0 | | 2- 0 | | 5- 0 | |
| 4- 0 | 0- 0 | | 0- 0 | | HOME | 1- 0 | | 1- 0 | | 2- 0 | |
| 2- 0 | 0- 0 | | 0- 0 | | AWAY | 0- 0 | | 1- 0 | | 1- 0 | |
| 2- 0 | 0- 0 | | 0- 0 | | NEUTRAL | 0- 0 | | 0- 0 | | 2- 0 | |
| 8- 0 | 0- 0 | | 0- 0 | | NON-CONFERENCE | 1- 0 | | 2- 0 | | 5- 0 | |
| 4- 0 | 0- 0 | | 0- 0 | | HOME | 1- 0 | | 1- 0 | | 2- 0 | |
| 2- 0 | 0- 0 | | 0- 0 | | AWAY | 0- 0 | | 1- 0 | | 1- 0 | |
| 2- 0 | 0- 0 | | 0- 0 | | NEUTRAL | 0- 0 | | 0- 0 | | 2- 0 | |
| 0- 0 | 0- 0 | | 0- 0 | | CONFERENCE | 0- 0 | | 0- 0 | | 0- 0 | |
| 0- 0 | 0- 0 | | 0- 0 | | HOME | 0- 0 | | 0- 0 | | 0- 0 | |
| 0- 0 | 0- 0 | | 0- 0 | | AWAY | 0- 0 | | 0- 0 | | 0- 0 | |
| 0- 0 | 0- 0 | | 0- 0 | | NEUTRAL | 0- 0 | | 0- 0 | | 0- 0 | |

| RPI 1-25 | | | | RPI 26-50 | | | | RPI 51-100 | | | | RPI 101+ | | | |
|---------------------------|---|----------|-------|-----------|---|---------------|-------|------------|---|-------------------|-------|----------|---|--------------------|-------|
| RPI | S | Opponent | Score | RPI | S | Opponent | Score | RPI | S | Opponent | Score | RPI | S | Opponent | Score |
| | | | | | | | | 55 | H | Georgi a Tech | 67 54 | 121 | A | South Carolina | 85 61 |
| | | | | | | | | | | | | 141 | H | Dayton | 82 71 |
| | | | | | | | | | | | | 176 | N | Georgi a | 58 51 |
| | | | | | | | | | | | | 195 | H | UMBC | 92 61 |
| | | | | | | | | | | | | 222 | A | George Washi ngton | 69 30 |
| | | | | | | | | | | | | 301 | H | Coppi n St. | 93 36 |
| | | | | | | | | | | | | 341 | N | Morgan St. | 68 44 |
| ----- | | | | | | | | | | | | | | | |
| LAST 12 Division I GAMES: | | | | | | | | | | | | | | | |
| | | | | 195 | H | UMBC | 92 61 | 341 | N | Morgan St. | 68 44 | | | | |
| | | | | 55 | H | Georgi a Tech | 67 54 | 121 | A | South Carolina | 85 61 | | | | |
| | | | | 176 | N | Georgi a | 58 51 | 222 | A | George Washington | 69 30 | | | | |
| | | | | | | | | 141 | H | Dayton | 82 71 | | | | |
| | | | | | | | | 301 | H | Coppi n St. | 93 36 | | | | |

Non-Div I Games:

Maryland

| | | | | | | | | | | |
|-----------------------|------|----------|-----------|----------------|-------------|---------------|-------------|----------|-------|-----------|
| Average RPI Win: 249 | | WON-LOST | WINNING | LAST 10 | STRENGTH OF | OPP. STRENGTH | TEAM | ADJ. | CONF. | ADJ CONF. |
| Average RPI Loss: 107 | | RECORD | PCT. RANK | GAMES | SCHEDULE | OF SCHEDULE | RPI | RPI | RPI | RPI |
| DIV. I ONLY | | 5- 4 | 150 | 0- 1 | 157 | 266 | 170 | 170 | 15 | 15 |
| DIV. I NON-CONF. | | 5- 4 | 150 | 0- 1 | 157 | 266 | 170 | 170 | 15 | 15 |
| ----- | | | | | | | | | | |
| TOTALS | | RPI 1-25 | RPI 26-50 | W-L RECORDS | | RPI 51-100 | RPI 101-150 | RPI 150+ | | |
| 5- 4 | 0- 0 | | 0- 2 | OVERALL | | 0- 0 | 0- 1 | 5- 1 | | |
| 3- 1 | 0- 0 | | 0- 0 | HOME | | 0- 0 | 0- 1 | 3- 0 | | |
| 1- 2 | 0- 0 | | 0- 1 | AWAY | | 0- 0 | 0- 0 | 1- 1 | | |
| 1- 1 | 0- 0 | | 0- 1 | NEUTRAL | | 0- 0 | 0- 0 | 1- 0 | | |
| 5- 4 | 0- 0 | | 0- 2 | NON-CONFERENCE | | 0- 0 | 0- 1 | 5- 1 | | |
| 3- 1 | 0- 0 | | 0- 0 | HOME | | 0- 0 | 0- 1 | 3- 0 | | |
| 1- 2 | 0- 0 | | 0- 1 | AWAY | | 0- 0 | 0- 0 | 1- 1 | | |
| 1- 1 | 0- 0 | | 0- 1 | NEUTRAL | | 0- 0 | 0- 0 | 1- 0 | | |
| 0- 0 | 0- 0 | | 0- 0 | CONFERENCE | | 0- 0 | 0- 0 | 0- 0 | | |
| 0- 0 | 0- 0 | | 0- 0 | HOME | | 0- 0 | 0- 0 | 0- 0 | | |
| 0- 0 | 0- 0 | | 0- 0 | AWAY | | 0- 0 | 0- 0 | 0- 0 | | |
| 0- 0 | 0- 0 | | 0- 0 | NEUTRAL | | 0- 0 | 0- 0 | 0- 0 | | |

| RPI 1-25 | | | | RPI 26-50 | | | | RPI 51-100 | | | | RPI 101+ Team's RPI: 170 | | | |
|---------------------------|---|----------|-------|-----------|---|-------------------|-------|------------|---|--------------|-------|--------------------------|---|-------------------|-------|
| RPI | S | Opponent | Score | RPI | S | Opponent | Score | RPI | S | Opponent | Score | RPI | S | Opponent | Score |
| | | | | 27 | A | Northeastern | 52 53 | | | | | 136 | H | North Dakota | 52 59 |
| | | | | 37 | N | Bucknell | 58 77 | | | | | 217 | H | Sacred Heart | 78 61 |
| | | | | | | | | | | | | 223 | A | Brown | 90 61 |
| | | | | | | | | | | | | 227 | A | Towson | 53 78 |
| | | | | | | | | | | | | 264 | H | UTRGV | 74 70 |
| | | | | | | | | | | | | 269 | H | Central Conn. St. | 74 59 |
| | | | | | | | | | | | | 274 | N | Fairfield | 59 49 |
| ----- | | | | | | | | | | | | | | | |
| LAST 12 Division I GAMES: | | | | | | | | | | | | | | | |
| | | | | 136 | H | North Dakota | 52 59 | 27 | A | Northeastern | 52 53 | | | | |
| | | | | 274 | N | Fairfield | 59 49 | 227 | A | Towson | 53 78 | | | | |
| | | | | 223 | A | Brown | 90 61 | 217 | H | Sacred Heart | 78 61 | | | | |
| | | | | 37 | N | Bucknell | 58 77 | | | | | | | | |
| | | | | 264 | H | UTRGV | 74 70 | | | | | | | | |
| | | | | 269 | H | Central Conn. St. | 74 59 | | | | | | | | |

Non-Div I Games:

Massachusetts

| | | | | | | | | | | | |
|------------------|----------|------|-----------|-----------|----------------|-------------|---------------|-------------|------|----------|-----------|
| Average RPI | Win: | 0 | WON-LOST | WINNING | LAST 10 | STRENGTH OF | OPP. STRENGTH | TEAM | ADJ. | CONF. | ADJ CONF. |
| Average RPI | Loss: | 205 | RECORD | PCT. RANK | GAMES | SCHEDULE | OF SCHEDULE | RPI | RPI | RPI | RPI |
| DIV. I ONLY | | 0- 5 | | 326 | 0- 1 | 238 | 331 | 337 | 337 | 24 | 24 |
| DIV. I NON-CONF. | | 0- 5 | | 326 | 0- 1 | 238 | 331 | 337 | 337 | 24 | 24 |
| ----- | | | | | | | | | | | |
| TOTALS | RPI 1-25 | | RPI 26-50 | | W-L RECORDS | RPI 51-100 | | RPI 101-150 | | RPI 150+ | |
| 0- 5 | 0- 0 | | 0- 1 | | OVERALL | 0- 0 | | 0- 0 | | 0- 4 | |
| 0- 1 | 0- 0 | | 0- 0 | | HOME | 0- 0 | | 0- 0 | | 0- 1 | |
| 0- 4 | 0- 0 | | 0- 1 | | AWAY | 0- 0 | | 0- 0 | | 0- 3 | |
| 0- 0 | 0- 0 | | 0- 0 | | NEUTRAL | 0- 0 | | 0- 0 | | 0- 0 | |
| 0- 5 | 0- 0 | | 0- 1 | | NON-CONFERENCE | 0- 0 | | 0- 0 | | 0- 4 | |
| 0- 1 | 0- 0 | | 0- 0 | | HOME | 0- 0 | | 0- 0 | | 0- 1 | |
| 0- 4 | 0- 0 | | 0- 1 | | AWAY | 0- 0 | | 0- 0 | | 0- 3 | |
| 0- 0 | 0- 0 | | 0- 0 | | NEUTRAL | 0- 0 | | 0- 0 | | 0- 0 | |
| 0- 0 | 0- 0 | | 0- 0 | | CONFERENCE | 0- 0 | | 0- 0 | | 0- 0 | |
| 0- 0 | 0- 0 | | 0- 0 | | HOME | 0- 0 | | 0- 0 | | 0- 0 | |
| 0- 0 | 0- 0 | | 0- 0 | | AWAY | 0- 0 | | 0- 0 | | 0- 0 | |
| 0- 0 | 0- 0 | | 0- 0 | | NEUTRAL | 0- 0 | | 0- 0 | | 0- 0 | |

| RPI 1-25 | | | | RPI 26-50 | | | | RPI 51-100 | | | | RPI 101+ Team's RPI: 337 | | | |
|---------------------------|---|----------|-------|-----------|---|-------------|-------|------------|---|-------------|-------|--------------------------|---|-------------|-------|
| RPI | S | Opponent | Score | RPI | S | Opponent | Score | RPI | S | Opponent | Score | RPI | S | Opponent | Score |
| | | | | 38 | A | Texas | 40 96 | | | | | 182 | A | Ri ce | 65 93 |
| | | | | | | | | | | | | 210 | A | La. -Monroe | 60 69 |
| | | | | | | | | | | | | 286 | A | Grambl i ng | 51 75 |
| | | | | | | | | | | | | 310 | H | Loui si ana | 59 70 |
| LAST 12 Division I GAMES: | | | | | | | | | | | | | | | |
| | | | | 286 | A | Grambl i ng | 51 75 | 182 | A | Ri ce | 65 93 | | | | |
| | | | | | | | | 210 | A | La. -Monroe | 60 69 | | | | |
| | | | | | | | | 38 | A | Texas | 40 96 | | | | |
| | | | | | | | | 310 | H | Loui si ana | 59 70 | | | | |

Non-Div I Games: LSU-Alexandria 60 68

McNeese

| | | | | | | | | | | |
|-------------------|-----|----------|-----------|---------|-------------|---------------|------|------|-------|-----------|
| Average RPI Win: | 257 | WON-LOST | WINNING | LAST 10 | STRENGTH OF | OPP. STRENGTH | TEAM | ADJ. | CONF. | ADJ CONF. |
| Average RPI Loss: | 170 | RECORD | PCT. RANK | GAMES | SCHEDULE | OF SCHEDULE | RPI | RPI | RPI | RPI |

| | | | | | | | | | |
|------------------|----------|-----------|----------------|------------|-------------|----------|-----|---|---|
| DIV. I ONLY | 2- 6 | 269 | 0- 1 | 194 | 294 | 295 | 295 | 8 | 8 |
| DIV. I NON-CONF. | 2- 6 | 269 | 0- 1 | 194 | 294 | 295 | 295 | 8 | 8 |
| TOTALS | RPI 1-25 | RPI 26-50 | W-L RECORDS | RPI 51-100 | RPI 101-150 | RPI 150+ | | | |
| 2- 6 | 0- 0 | 0- 0 | OVERALL | 0- 1 | 0- 2 | 2- 3 | | | |
| 1- 3 | 0- 0 | 0- 0 | HOME | 0- 1 | 0- 1 | 1- 1 | | | |
| 0- 3 | 0- 0 | 0- 0 | AWAY | 0- 0 | 0- 1 | 0- 2 | | | |
| 1- 0 | 0- 0 | 0- 0 | NEUTRAL | 0- 0 | 0- 0 | 1- 0 | | | |
| 2- 6 | 0- 0 | 0- 0 | NON-CONFERENCE | 0- 1 | 0- 2 | 2- 3 | | | |
| 1- 3 | 0- 0 | 0- 0 | HOME | 0- 1 | 0- 1 | 1- 1 | | | |
| 0- 3 | 0- 0 | 0- 0 | AWAY | 0- 0 | 0- 1 | 0- 2 | | | |
| 1- 0 | 0- 0 | 0- 0 | NEUTRAL | 0- 0 | 0- 0 | 1- 0 | | | |
| 0- 0 | 0- 0 | 0- 0 | CONFERENCE | 0- 0 | 0- 0 | 0- 0 | | | |
| 0- 0 | 0- 0 | 0- 0 | HOME | 0- 0 | 0- 0 | 0- 0 | | | |
| 0- 0 | 0- 0 | 0- 0 | AWAY | 0- 0 | 0- 0 | 0- 0 | | | |
| 0- 0 | 0- 0 | 0- 0 | NEUTRAL | 0- 0 | 0- 0 | 0- 0 | | | |

| RPI 1-25 | | | | RPI 26-50 | | | | RPI 51-100 | | | | RPI 101+ | | | | Team's RPI: 295 | |
|---------------------------|---|----------|-------|-----------|---|----------------|-------|------------|-----|----------|--------------|----------|-----|---------------|----------------|-----------------|----|
| RPI | S | Opponent | Score | RPI | S | Opponent | Score | RPI | S | Opponent | Score | RPI | S | Opponent | Score | | |
| | | | | | | | | 92 | H | Toledo | 48 | 58 | 133 | H | Louisiana Tech | 50 | 66 |
| | | | | | | | | | | | | 143 | A | UAB | 54 | 85 | |
| | | | | | | | | | | | | 191 | A | Arkansas St. | 66 | 77 | |
| | | | | | | | | | | | | 211 | N | Mercer | 59 | 53 | |
| | | | | | | | | | | | | 216 | A | Coastal Caro. | 71 | 90 | |
| | | | | | | | | | | | | 247 | H | New Orleans | 59 | 66 | |
| | | | | | | | | | | | | 303 | H | Jackson St. | 68 | 67 | |
| LAST 12 Division I GAMES: | | | | | | | | | | | | | | | | | |
| | | | | 247 | H | New Orleans | 59 | 66 | 143 | A | UAB | 54 | 85 | | | | |
| | | | | 92 | H | Toledo | 48 | 58 | 191 | A | Arkansas St. | 66 | 77 | | | | |
| | | | | 216 | A | Coastal Caro. | 71 | 90 | 303 | H | Jackson St. | 68 | 67 | | | | |
| | | | | 211 | N | Mercer | 59 | 53 | | | | | | | | | |
| | | | | 133 | H | Louisiana Tech | 50 | 66 | | | | | | | | | |

Non-Div I Games:

Memphis

Average RPI Win: **216**
 Average RPI Loss: **159**

WON-LOST
RECORD

WINNING
PCT. RANK

LAST 10
GAMES

STRENGTH OF
SCHEDULE

OPP. STRENGTH
OF SCHEDULE

TEAM
RPI

ADJ.
RPI

CONF.
RPI

ADJ CONF.
RPI

| | | | | | | | | | |
|------------------|----------|-----------|----------------|------------|-------------|----------|-----|----|----|
| DIV. I ONLY | 4- 4 | 159 | 1- 0 | 269 | 55 | 211 | 211 | 27 | 27 |
| DIV. I NON-CONF. | 4- 4 | 159 | 1- 0 | 269 | 55 | 211 | 211 | 27 | 27 |
| TOTALS | RPI 1-25 | RPI 26-50 | W-L RECORDS | RPI 51-100 | RPI 101-150 | RPI 150+ | | | |
| 4- 4 | 0- 0 | 0- 1 | OVERALL | 0- 0 | 0- 1 | 4- 2 | | | |
| 2- 1 | 0- 0 | 0- 1 | HOME | 0- 0 | 0- 0 | 2- 0 | | | |
| 1- 2 | 0- 0 | 0- 0 | AWAY | 0- 0 | 0- 1 | 1- 1 | | | |
| 1- 1 | 0- 0 | 0- 0 | NEUTRAL | 0- 0 | 0- 0 | 1- 1 | | | |
| 4- 4 | 0- 0 | 0- 1 | NON-CONFERENCE | 0- 0 | 0- 1 | 4- 2 | | | |
| 2- 1 | 0- 0 | 0- 1 | HOME | 0- 0 | 0- 0 | 2- 0 | | | |
| 1- 2 | 0- 0 | 0- 0 | AWAY | 0- 0 | 0- 1 | 1- 1 | | | |
| 1- 1 | 0- 0 | 0- 0 | NEUTRAL | 0- 0 | 0- 0 | 1- 1 | | | |
| 0- 0 | 0- 0 | 0- 0 | CONFERENCE | 0- 0 | 0- 0 | 0- 0 | | | |
| 0- 0 | 0- 0 | 0- 0 | HOME | 0- 0 | 0- 0 | 0- 0 | | | |
| 0- 0 | 0- 0 | 0- 0 | AWAY | 0- 0 | 0- 0 | 0- 0 | | | |
| 0- 0 | 0- 0 | 0- 0 | NEUTRAL | 0- 0 | 0- 0 | 0- 0 | | | |

| RPI S Opponent | RPI S Opponent | RPI S Opponent | RPI S Opponent | Team's RPI: 211 |
|---------------------------|----------------|---------------------|----------------|---------------------------|
| | 42 H UCF | 42 76 | | 122 A Wake Forest 54 69 |
| | | | | 171 N Bowling Green 76 63 |
| | | | | 172 H Florida 92 82 |
| | | | | 176 A Georgia 60 67 |
| | | | | 258 A Ga. Southern 79 72 |
| | | | | 261 H Kennesaw St. 64 48 |
| | | | | 295 N Memphis 53 59 |
| LAST 12 Division I GAMES: | | | | |
| 295 N Memphis | 53 59 | 261 H Kennesaw St. | 64 48 | |
| 42 H UCF | 42 76 | 176 A Georgia | 60 67 | |
| 172 H Florida | 92 82 | 171 N Bowling Green | 76 63 | |
| 258 A Ga. Southern | 79 72 | | | |
| 122 A Wake Forest | 54 69 | | | |

Non-Div I Games:

Mercer

| | | | | | | | | | | |
|-------------------|----------|-----------|----------------|------------|-------------|---------------|------|------|-------|-----------|
| Average RPI Win: | 151 | WON-LOST | WINNING | LAST 10 | STRENGTH OF | OPP. STRENGTH | TEAM | ADJ. | CONF. | ADJ CONF. |
| Average RPI Loss: | 47 | RECORD | PCT. RANK | GAMES | SCHEDULE | OF SCHEDULE | RPI | RPI | RPI | RPI |
| DIV. I ONLY | 7- 2 | 61 | 2- 1 | 38 | 66 | 12 | 12 | 1 | 1 | |
| DIV. I NON-CONF. | 7- 2 | 61 | 2- 1 | 38 | 66 | 12 | 12 | 1 | 1 | |
| ----- | | | | | | | | | | |
| TOTALS | RPI 1-25 | RPI 26-50 | W-L RECORDS | RPI 51-100 | RPI 101-150 | RPI 150+ | | | | |
| 7- 2 | 2- 1 | 0- 0 | OVERALL | 0- 1 | 1- 0 | 4- 0 | | | | |
| 6- 0 | 2- 0 | 0- 0 | HOME | 0- 0 | 1- 0 | 3- 0 | | | | |
| 1- 2 | 0- 1 | 0- 0 | AWAY | 0- 1 | 0- 0 | 1- 0 | | | | |
| 0- 0 | 0- 0 | 0- 0 | NEUTRAL | 0- 0 | 0- 0 | 0- 0 | | | | |
| 7- 2 | 2- 1 | 0- 0 | NON-CONFERENCE | 0- 1 | 1- 0 | 4- 0 | | | | |
| 6- 0 | 2- 0 | 0- 0 | HOME | 0- 0 | 1- 0 | 3- 0 | | | | |
| 1- 2 | 0- 1 | 0- 0 | AWAY | 0- 1 | 0- 0 | 1- 0 | | | | |
| 0- 0 | 0- 0 | 0- 0 | NEUTRAL | 0- 0 | 0- 0 | 0- 0 | | | | |
| 0- 0 | 0- 0 | 0- 0 | CONFERENCE | 0- 0 | 0- 0 | 0- 0 | | | | |
| 0- 0 | 0- 0 | 0- 0 | HOME | 0- 0 | 0- 0 | 0- 0 | | | | |
| 0- 0 | 0- 0 | 0- 0 | AWAY | 0- 0 | 0- 0 | 0- 0 | | | | |
| 0- 0 | 0- 0 | 0- 0 | NEUTRAL | 0- 0 | 0- 0 | 0- 0 | | | | |

| | | | | |
|---------------------------|----------------------|----------------------|----------------------|----------------------|
| RPI 1-25 | Team's RPI: 12 | RPI 26-50 | RPI 51-100 | RPI 101+ |
| RPI S Opponent Score | RPI S Opponent Score | RPI S Opponent Score | RPI S Opponent Score | RPI S Opponent Score |
| 4 A Iowa St. 52 75 | | | 90 A Purdue 63 74 | 116 H SFA 81 60 |
| 8 H Marquette 63 55 | | | | 175 H Hartford 75 62 |
| 14 H Colorado 73 58 | | | | 190 H Nebraska 82 68 |
| | | | | 245 H Temple 73 61 |
| | | | | 311 A FIU 94 43 |
| LAST 12 Division I GAMES: | | | | |
| 175 H Hartford 75 62 | | 8 H Marquette 63 55 | | |
| 116 H SFA 81 60 | | 4 A Iowa St. 52 75 | | |
| 311 A FIU 94 43 | | 14 H Colorado 73 58 | | |
| | | 90 A Purdue 63 74 | | |
| | | 245 H Temple 73 61 | | |
| | | 190 H Nebraska 82 68 | | |

Non-Div I Games:

Miami (FL)

| | | | | | | | | | | | |
|------------------|----------|------|-----------|-----------|----------------|-------------|---------------|-------------|------|----------|-----------|
| Average RPI | Win: | 268 | WON-LOST | WINNING | LAST 10 | STRENGTH OF | OPP. STRENGTH | TEAM | ADJ. | CONF. | ADJ CONF. |
| Average RPI | Loss: | 10 | RECORD | PCT. RANK | GAMES | SCHEDULE | OF SCHEDULE | RPI | RPI | RPI | RPI |
| DIV. I ONLY | | 5- 1 | | 50 | 1- 0 | 323 | 76 | 140 | 140 | 11 | 11 |
| DIV. I NON-CONF. | | 5- 1 | | 50 | 1- 0 | 323 | 76 | 140 | 140 | 11 | 11 |
| ----- | | | | | | | | | | | |
| TOTALS | RPI 1-25 | | RPI 26-50 | | W-L RECORDS | RPI 51-100 | | RPI 101-150 | | RPI 150+ | |
| 5- 1 | 0- 1 | | 0- 0 | | OVERALL | 0- 0 | | 0- 0 | | 5- 0 | |
| 2- 0 | 0- 0 | | 0- 0 | | HOME | 0- 0 | | 0- 0 | | 2- 0 | |
| 3- 1 | 0- 1 | | 0- 0 | | AWAY | 0- 0 | | 0- 0 | | 3- 0 | |
| 0- 0 | 0- 0 | | 0- 0 | | NEUTRAL | 0- 0 | | 0- 0 | | 0- 0 | |
| 5- 1 | 0- 1 | | 0- 0 | | NON-CONFERENCE | 0- 0 | | 0- 0 | | 5- 0 | |
| 2- 0 | 0- 0 | | 0- 0 | | HOME | 0- 0 | | 0- 0 | | 2- 0 | |
| 3- 1 | 0- 1 | | 0- 0 | | AWAY | 0- 0 | | 0- 0 | | 3- 0 | |
| 0- 0 | 0- 0 | | 0- 0 | | NEUTRAL | 0- 0 | | 0- 0 | | 0- 0 | |
| 0- 0 | 0- 0 | | 0- 0 | | CONFERENCE | 0- 0 | | 0- 0 | | 0- 0 | |
| 0- 0 | 0- 0 | | 0- 0 | | HOME | 0- 0 | | 0- 0 | | 0- 0 | |
| 0- 0 | 0- 0 | | 0- 0 | | AWAY | 0- 0 | | 0- 0 | | 0- 0 | |
| 0- 0 | 0- 0 | | 0- 0 | | NEUTRAL | 0- 0 | | 0- 0 | | 0- 0 | |

| RPI 1-25 | | | | RPI 26-50 | | | | RPI 51-100 | | | | RPI 101+ Team's RPI: 140 | | | |
|---------------------------|---|---------------|-------|-----------|---|-------------|-------|------------|---|----------|-------|--------------------------|---|---------------|-------|
| RPI | S | Opponent | Score | RPI | S | Opponent | Score | RPI | S | Opponent | Score | RPI | S | Opponent | Score |
| 10 | A | Louisville | 73 95 | | | | | | | | | 213 | A | UIC | 65 56 |
| | | | | | | | | | | | | 251 | A | Detroit Mercy | 78 59 |
| | | | | | | | | | | | | 275 | H | Eastern Ky. | 60 44 |
| | | | | | | | | | | | | 278 | H | High Point | 68 55 |
| | | | | | | | | | | | | 321 | A | Canisius | 62 59 |
| ----- | | | | | | | | | | | | | | | |
| LAST 12 Division I GAMES: | | | | | | | | | | | | | | | |
| 213 | A | UIC | 65 56 | 275 | H | Eastern Ky. | 60 44 | 321 | A | Canisius | 62 59 | | | | |
| 10 | A | Louisville | 73 95 | | | | | | | | | | | | |
| 278 | H | High Point | 68 55 | | | | | | | | | | | | |
| 251 | A | Detroit Mercy | 78 59 | | | | | | | | | | | | |

Non-Div I Games:

Miami (OH)

Average RPI Loss: 17

| | | | | | | | | | |
|------------------|----------|-----------|----------------|------------|-------------|----------|----|---|---|
| DIV. I ONLY | 5- 3 | 114 | 1- 1 | 22 | 124 | 20 | 20 | 3 | 3 |
| DIV. I NON-CONF. | 5- 3 | 114 | 1- 1 | 22 | 124 | 20 | 20 | 3 | 3 |
| TOTALS | RPI 1-25 | RPI 26-50 | W-L RECORDS | RPI 51-100 | RPI 101-150 | RPI 150+ | | | |
| 5- 3 | 0- 2 | 0- 1 | OVERALL | 2- 0 | 0- 0 | 3- 0 | | | |
| 2- 0 | 0- 0 | 0- 0 | HOME | 0- 0 | 0- 0 | 2- 0 | | | |
| 1- 2 | 0- 2 | 0- 0 | AWAY | 0- 0 | 0- 0 | 1- 0 | | | |
| 2- 1 | 0- 0 | 0- 1 | NEUTRAL | 2- 0 | 0- 0 | 0- 0 | | | |
| 5- 3 | 0- 2 | 0- 1 | NON-CONFERENCE | 2- 0 | 0- 0 | 3- 0 | | | |
| 2- 0 | 0- 0 | 0- 0 | HOME | 0- 0 | 0- 0 | 2- 0 | | | |
| 1- 2 | 0- 2 | 0- 0 | AWAY | 0- 0 | 0- 0 | 1- 0 | | | |
| 2- 1 | 0- 0 | 0- 1 | NEUTRAL | 2- 0 | 0- 0 | 0- 0 | | | |
| 0- 0 | 0- 0 | 0- 0 | CONFERENCE | 0- 0 | 0- 0 | 0- 0 | | | |
| 0- 0 | 0- 0 | 0- 0 | HOME | 0- 0 | 0- 0 | 0- 0 | | | |
| 0- 0 | 0- 0 | 0- 0 | AWAY | 0- 0 | 0- 0 | 0- 0 | | | |
| 0- 0 | 0- 0 | 0- 0 | NEUTRAL | 0- 0 | 0- 0 | 0- 0 | | | |

| RPI 1-25 | | | | Team's RPI : 20 | | | | RPI 26-50 | | | | RPI 51-100 | | | | RPI 101+ | | | |
|---------------------------|---|-----------|-------|-----------------|---|----------------|-------|-----------|---|------------|-------|------------|---|----------------|-------|----------|---|----------|-------|
| RPI | S | Opponent | Score | RPI | S | Opponent | Score | RPI | S | Opponent | Score | RPI | S | Opponent | Score | RPI | S | Opponent | Score |
| 5 | A | NC State | 55 66 | 38 | N | Texas | 52 69 | 67 | N | Washington | 80 73 | 196 | H | Mt. St. Mary's | 88 40 | | | | |
| 8 | A | Marquette | 74 85 | | | | | 68 | N | Missouri | 70 54 | 251 | H | Detroit Mercy | 95 62 | | | | |
| | | | | | | | | | | | | 328 | A | Western Mi ch. | 79 42 | | | | |
| LAST 12 Division I GAMES: | | | | | | | | | | | | | | | | | | | |
| | | | | 68 | N | Missouri | 70 54 | 67 | N | Washington | 80 73 | | | | | | | | |
| | | | | 251 | H | Detroit Mercy | 95 62 | 38 | N | Texas | 52 69 | | | | | | | | |
| | | | | 328 | A | Western Mi ch. | 79 42 | 8 | A | Marquette | 74 85 | | | | | | | | |
| | | | | 196 | H | Mt. St. Mary's | 88 40 | 5 | A | NC State | 55 66 | | | | | | | | |

Non-Div I Games:

Mi chi gan

| | | | | | | | | | | | |
|------------------|----------|------|-----------|-----------|----------------|-------------|---------------|-------------|------|----------|-----------|
| Average RPI | Win: | 212 | WON-LOST | WINNING | LAST 10 | STRENGTH OF | OPP. STRENGTH | TEAM | ADJ. | CONF. | ADJ CONF. |
| Average RPI | Loss: | 5 | RECORD | PCT. RANK | GAMES | SCHEDULE | OF SCHEDULE | RPI | RPI | RPI | RPI |
| DIV. I ONLY | | 6- 1 | | 34 | 1- 0 | 217 | 48 | 80 | 80 | 3 | 3 |
| DIV. I NON-CONF. | | 6- 1 | | 34 | 1- 0 | 217 | 48 | 80 | 80 | 3 | 3 |
| ----- | | | | | | | | | | | |
| TOTALS | RPI 1-25 | | RPI 26-50 | | W-L RECORDS | RPI 51-100 | | RPI 101-150 | | RPI 150+ | |
| 6- 1 | 0- 1 | | 0- 0 | | OVERALL | 0- 0 | | 1- 0 | | 5- 0 | |
| 5- 0 | 0- 0 | | 0- 0 | | HOME | 0- 0 | | 1- 0 | | 4- 0 | |
| 0- 0 | 0- 0 | | 0- 0 | | AWAY | 0- 0 | | 0- 0 | | 0- 0 | |
| 1- 1 | 0- 1 | | 0- 0 | | NEUTRAL | 0- 0 | | 0- 0 | | 1- 0 | |
| 6- 1 | 0- 1 | | 0- 0 | | NON-CONFERENCE | 0- 0 | | 1- 0 | | 5- 0 | |
| 5- 0 | 0- 0 | | 0- 0 | | HOME | 0- 0 | | 1- 0 | | 4- 0 | |
| 0- 0 | 0- 0 | | 0- 0 | | AWAY | 0- 0 | | 0- 0 | | 0- 0 | |
| 1- 1 | 0- 1 | | 0- 0 | | NEUTRAL | 0- 0 | | 0- 0 | | 1- 0 | |
| 0- 0 | 0- 0 | | 0- 0 | | CONFERENCE | 0- 0 | | 0- 0 | | 0- 0 | |
| 0- 0 | 0- 0 | | 0- 0 | | HOME | 0- 0 | | 0- 0 | | 0- 0 | |
| 0- 0 | 0- 0 | | 0- 0 | | AWAY | 0- 0 | | 0- 0 | | 0- 0 | |
| 0- 0 | 0- 0 | | 0- 0 | | NEUTRAL | 0- 0 | | 0- 0 | | 0- 0 | |

| | | | | | | | | | | | | | | | |
|---------------------------|---|----------------|-------|-----------|---|---------------|-------|---------------------------|---|----------|-------|----------|---|----------------|-------|
| RPI 1-25 | | | | RPI 26-50 | | | | RPI 51-100 Team's RPI: 80 | | | | RPI 101+ | | | |
| RPI | S | Opponent | Score | RPI | S | Opponent | Score | RPI | S | Opponent | Score | RPI | S | Opponent | Score |
| 5 | N | NC State | 74 78 | | | | | | | | | 146 | H | Virginia | 91 66 |
| | | | | | | | | | | | | 154 | H | Wright St. | 84 68 |
| | | | | | | | | | | | | 171 | H | Bowling Green | 99 69 |
| | | | | | | | | | | | | 240 | H | Texas Southern | 91 45 |
| | | | | | | | | | | | | 261 | N | Kennesaw St. | 75 51 |
| | | | | | | | | | | | | 298 | H | ETSU | 75 53 |
| ----- | | | | | | | | | | | | | | | |
| LAST 12 Division I GAMES: | | | | | | | | | | | | | | | |
| 240 | H | Texas Southern | 91 45 | 261 | N | Kennesaw St. | 75 51 | | | | | | | | |
| 146 | H | Virginia | 91 66 | 5 | N | NC State | 74 78 | | | | | | | | |
| | | | | 154 | H | Wright St. | 84 68 | | | | | | | | |
| | | | | 298 | H | ETSU | 75 53 | | | | | | | | |
| | | | | 171 | H | Bowling Green | 99 69 | | | | | | | | |

Non-Div I Games:

Michigan St.

| Average RPI | | Win: 210 | WON-LOST RECORD | WINNING PCT. RANK | LAST 10 GAMES | STRENGTH OF SCHEDULE | OPP. STRENGTH OF SCHEDULE | TEAM RPI | ADJ. RPI | CONF. RPI | ADJ. CONF. RPI |
|------------------|------|----------|-----------------|-------------------|---------------|----------------------|---------------------------|-------------|----------|-----------|----------------|
| Loss: 80 | | | | | | | | | | | |
| DIV. I ONLY | | | 7- 2 | 61 | 1- 0 | 207 | 105 | 98 | 98 | 17 | 17 |
| DIV. I NON-CONF. | | | 7- 2 | 61 | 1- 0 | 207 | 105 | 98 | 98 | 17 | 17 |
| TOTALS | | RPI 1-25 | | RPI 26-50 | | W-L RECORDS | RPI 51-100 | RPI 101-150 | | RPI 150+ | |
| 7- 2 | 0- 0 | | | 0- 0 | | OVERALL | 0- 2 | 0- 0 | | 7- 0 | |
| 3- 1 | 0- 0 | | | 0- 0 | | HOME | 0- 1 | 0- 0 | | 3- 0 | |
| 3- 1 | 0- 0 | | | 0- 0 | | AWAY | 0- 1 | 0- 0 | | 3- 0 | |
| 1- 0 | 0- 0 | | | 0- 0 | | NEUTRAL | 0- 0 | 0- 0 | | 1- 0 | |
| 7- 2 | 0- 0 | | | 0- 0 | | NON-CONFERENCE | 0- 2 | 0- 0 | | 7- 0 | |
| 3- 1 | 0- 0 | | | 0- 0 | | HOME | 0- 1 | 0- 0 | | 3- 0 | |
| 3- 1 | 0- 0 | | | 0- 0 | | AWAY | 0- 1 | 0- 0 | | 3- 0 | |
| 1- 0 | 0- 0 | | | 0- 0 | | NEUTRAL | 0- 0 | 0- 0 | | 1- 0 | |
| 0- 0 | 0- 0 | | | 0- 0 | | CONFERENCE | 0- 0 | 0- 0 | | 0- 0 | |
| 0- 0 | 0- 0 | | | 0- 0 | | HOME | 0- 0 | 0- 0 | | 0- 0 | |
| 0- 0 | 0- 0 | | | 0- 0 | | AWAY | 0- 0 | 0- 0 | | 0- 0 | |
| 0- 0 | 0- 0 | | | 0- 0 | | NEUTRAL | 0- 0 | 0- 0 | | 0- 0 | |

| RPI 1-25 | | | | RPI 26-50 | | | | RPI 51-100 | | | | RPI 101+ | | | |
|---------------------------|---|----------|-------|-----------|---|------------------|--------|------------|---|----------------|-------|----------|---|------------------|--------|
| RPI | S | Opponent | Score | RPI | S | Opponent | Score | RPI | S | Opponent | Score | RPI | S | Opponent | Score |
| | | | | | | | | 61 | H | Belmont | 38 45 | 168 | A | UNLV | 66 62 |
| | | | | | | | | 99 | A | Tennessee Tech | 64 68 | 178 | H | Georgia St. | 69 54 |
| | | | | | | | | | | | | 187 | H | Vanderbilt | 65 58 |
| | | | | | | | | | | | | 199 | A | Troy | 67 64 |
| | | | | | | | | | | | | 202 | A | Furman | 78 71 |
| | | | | | | | | | | | | 237 | H | Mississippi Val. | 101 51 |
| | | | | | | | | | | | | 299 | N | Dartmouth | 70 58 |
| LAST 12 Division I GAMES: | | | | | | | | | | | | | | | |
| | | | | 199 | A | Troy | 67 64 | 168 | A | UNLV | 66 62 | | | | |
| | | | | 178 | H | Georgia St. | 69 54 | 202 | A | Furman | 78 71 | | | | |
| | | | | 299 | N | Dartmouth | 70 58 | 187 | H | Vanderbilt | 65 58 | | | | |
| | | | | 237 | H | Mississippi Val. | 101 51 | | | | | | | | |
| | | | | 61 | H | Belmont | 38 45 | | | | | | | | |
| | | | | 99 | A | Tennessee Tech | 64 68 | | | | | | | | |

Non-Div I Games:

Mid dle Tenn.

| | | | | | | | | | | |
|------------------|----------|-----------|----------------|------------|-------------|---------------|------|------|-------|-----------|
| Average RPI | Win: 240 | WON-LOST | WINNING | LAST 10 | STRENGTH OF | OPP. STRENGTH | TEAM | ADJ. | CONF. | ADJ CONF. |
| Average RPI | Loss: 67 | RECORD | PCT. RANK | GAMES | SCHEDULE | OF SCHEDULE | RPI | RPI | RPI | RPI |
| DIV. I ONLY | 3- 5 | 216 | 1- 0 | 79 | 126 | 177 | 177 | 14 | 14 | |
| DIV. I NON-CONF. | 3- 5 | 216 | 1- 0 | 79 | 126 | 177 | 177 | 14 | 14 | |
| ----- | | | | | | | | | | |
| TOTALS | RPI 1-25 | RPI 26-50 | W-L RECORDS | RPI 51-100 | RPI 101-150 | RPI 150+ | | | | |
| 3- 5 | 0- 1 | 0- 2 | OVERALL | 0- 0 | 1- 2 | 2- 0 | | | | |
| 2- 2 | 0- 1 | 0- 0 | HOME | 0- 0 | 0- 1 | 2- 0 | | | | |
| 0- 3 | 0- 0 | 0- 2 | AWAY | 0- 0 | 0- 1 | 0- 0 | | | | |
| 1- 0 | 0- 0 | 0- 0 | NEUTRAL | 0- 0 | 1- 0 | 0- 0 | | | | |
| 3- 5 | 0- 1 | 0- 2 | NON-CONFERENCE | 0- 0 | 1- 2 | 2- 0 | | | | |
| 2- 2 | 0- 1 | 0- 0 | HOME | 0- 0 | 0- 1 | 2- 0 | | | | |
| 0- 3 | 0- 0 | 0- 2 | AWAY | 0- 0 | 0- 1 | 0- 0 | | | | |
| 1- 0 | 0- 0 | 0- 0 | NEUTRAL | 0- 0 | 1- 0 | 0- 0 | | | | |
| 0- 0 | 0- 0 | 0- 0 | CONFERENCE | 0- 0 | 0- 0 | 0- 0 | | | | |
| 0- 0 | 0- 0 | 0- 0 | HOME | 0- 0 | 0- 0 | 0- 0 | | | | |
| 0- 0 | 0- 0 | 0- 0 | AWAY | 0- 0 | 0- 0 | 0- 0 | | | | |
| 0- 0 | 0- 0 | 0- 0 | NEUTRAL | 0- 0 | 0- 0 | 0- 0 | | | | |

| RPI 1-25 | | | | RPI 26-50 | | | | RPI 51-100 | | | | RPI 101+ Team's RPI: 177 | | | |
|---------------------------|---|------------|-------|-----------|---|-------------------|-------|------------|---|----------|-------|--------------------------|---|-------------------|-------|
| RPI | S | Opponent | Score | RPI | S | Opponent | Score | RPI | S | Opponent | Score | RPI | S | Opponent | Score |
| 8 | H | Marquette | 74 83 | 34 | A | Indiana | 66 68 | | | | | 107 | N | UC Riverside | 56 54 |
| | | | | 50 | A | Saint Mary's (CA) | 71 73 | | | | | 113 | A | Fresno St. | 48 65 |
| | | | | | | | | | | | | 130 | H | Wisconsin | 57 68 |
| | | | | | | | | | | | | 287 | H | Columbia | 78 65 |
| | | | | | | | | | | | | 327 | H | Purdue Fort Wayne | 70 48 |
| ----- | | | | | | | | | | | | | | | |
| LAST 12 Division I GAMES: | | | | | | | | | | | | | | | |
| 113 | A | Fresno St. | 48 65 | 327 | H | Purdue Fort Wayne | 70 48 | | | | | | | | |
| 287 | H | Columbia | 78 65 | 8 | H | Marquette | 74 83 | | | | | | | | |
| 130 | H | Wisconsin | 57 68 | 107 | N | UC Riverside | 56 54 | | | | | | | | |
| 34 | A | Indiana | 66 68 | 50 | A | Saint Mary's (CA) | 71 73 | | | | | | | | |

Non-Div I Games:

Milwaukee

| | | | | | | | | | | | | | | | | | | | | | |
|---------------------------|---|-----------|-------|-------------------------------|---|-------------------|-------|---------------|---|----------------------|-------|---------------------------|---|--------------------|-------|----------|--|-----------|--|---------------|--|
| Minnesota | | | | Through Games Of Dec. 4, 2018 | | | | | | | | | | | | | | | | | |
| Average RPI Win: | | 144 | | WON-LOST RECORD | | WINNING PCT. RANK | | LAST 10 GAMES | | STRENGTH OF SCHEDULE | | OPP. STRENGTH OF SCHEDULE | | TEAM RPI | | ADJ. RPI | | CONF. RPI | | ADJ CONF. RPI | |
| Average RPI Loss: | | 0 | | | | | | | | | | | | | | | | | | | |
| DIV. I ONLY | | | | 7- 0 | | 1 | | 1- 0 | | 173 | | 13 | | 16 | | 16 | | 3 | | 3 | |
| DIV. I NON-CONF. | | | | 7- 0 | | 1 | | 1- 0 | | 173 | | 13 | | 16 | | 16 | | 3 | | 3 | |
| ----- | | | | | | | | | | | | | | | | | | | | | |
| TOTALS | | RPI 1-25 | | | | RPI 26-50 | | | | W-L RECORDS | | RPI 51-100 | | RPI 101-150 | | | | RPI 150+ | | | |
| 7- 0 | | 1- 0 | | | | 1- 0 | | | | OVERALL | | 0- 0 | | 1- 0 | | | | 4- 0 | | | |
| 6- 0 | | 1- 0 | | | | 0- 0 | | | | HOME | | 0- 0 | | 1- 0 | | | | 4- 0 | | | |
| 1- 0 | | 0- 0 | | | | 1- 0 | | | | AWAY | | 0- 0 | | 0- 0 | | | | 0- 0 | | | |
| 0- 0 | | 0- 0 | | | | 0- 0 | | | | NEUTRAL | | 0- 0 | | 0- 0 | | | | 0- 0 | | | |
| 7- 0 | | 1- 0 | | | | 1- 0 | | | | NON-CONFERENCE | | 0- 0 | | 1- 0 | | | | 4- 0 | | | |
| 6- 0 | | 1- 0 | | | | 0- 0 | | | | HOME | | 0- 0 | | 1- 0 | | | | 4- 0 | | | |
| 1- 0 | | 0- 0 | | | | 1- 0 | | | | AWAY | | 0- 0 | | 0- 0 | | | | 0- 0 | | | |
| 0- 0 | | 0- 0 | | | | 0- 0 | | | | NEUTRAL | | 0- 0 | | 0- 0 | | | | 0- 0 | | | |
| 0- 0 | | 0- 0 | | | | 0- 0 | | | | CONFERENCE | | 0- 0 | | 0- 0 | | | | 0- 0 | | | |
| 0- 0 | | 0- 0 | | | | 0- 0 | | | | HOME | | 0- 0 | | 0- 0 | | | | 0- 0 | | | |
| 0- 0 | | 0- 0 | | | | 0- 0 | | | | AWAY | | 0- 0 | | 0- 0 | | | | 0- 0 | | | |
| 0- 0 | | 0- 0 | | | | 0- 0 | | | | NEUTRAL | | 0- 0 | | 0- 0 | | | | 0- 0 | | | |
| ----- | | | | | | | | | | | | | | | | | | | | | |
| RPI 1-25 Team's RPI: 16 | | | | RPI 26-50 | | | | RPI 51-100 | | | | RPI 101+ | | | | | | | | | |
| RPI | S | Opponent | Score | RPI | S | Opponent | Score | RPI | S | Opponent | Score | RPI | S | Opponent | Score | | | | | | |
| 7 | H | Syracuse | 72 68 | 40 | A | Xavi er | 78 53 | | | | | 125 | H | Air Force | 67 50 | | | | | | |
| | | | | | | | | | | | | 160 | H | San Di ego | 53 48 | | | | | | |
| | | | | | | | | | | | | 162 | H | Ark. -Pi ne Bl uff | 84 42 | | | | | | |
| | | | | | | | | | | | | 232 | H | Cornel l | 65 45 | | | | | | |
| | | | | | | | | | | | | 279 | H | New Hampshi re | 70 47 | | | | | | |
| ----- | | | | | | | | | | | | | | | | | | | | | |
| LAST 12 Division I GAMES: | | | | | | | | | | | | | | | | | | | | | |
| 125 | H | Air Force | 67 50 | 232 | H | Cornel l | 65 45 | 162 | H | Ark. -Pi ne Bl uff | 84 42 | | | | | | | | | | |
| 7 | H | Syracuse | 72 68 | 160 | H | San Di ego | 53 48 | 40 | A | Xavi er | 78 53 | | | | | | | | | | |
| | | | | 279 | H | New Hampshi re | 70 47 | | | | | | | | | | | | | | |

Non-Div I Games:

Minnesota

| Average RPI | Win: | 175 | WON-LOST | WINNING | LAST 10 | STRENGTH OF | OPP. STRENGTH | TEAM | ADJ. | CONF. | ADJ CONF. |
|------------------|----------|------|-----------|-----------|----------------|-------------|---------------|-------------|------|----------|-----------|
| Average RPI | Loss: | 0 | RECORD | PCT. RANK | GAMES | SCHEDULE | OF SCHEDULE | RPI | RPI | RPI | RPI |
| DIV. I ONLY | | 8- 0 | | 1 | 1- 0 | 275 | 22 | 45 | 45 | 6 | 6 |
| DIV. I NON-CONF. | | 8- 0 | | 1 | 1- 0 | 275 | 22 | 45 | 45 | 6 | 6 |
| ----- | | | | | | | | | | | |
| TOTALS | RPI 1-25 | | RPI 26-50 | | W-L RECORDS | RPI 51-100 | | RPI 101-150 | | RPI 150+ | |
| 8- 0 | 1- 0 | | 1- 0 | | OVERALL | 0- 0 | | 1- 0 | | 5- 0 | |
| 5- 0 | 1- 0 | | 0- 0 | | HOME | 0- 0 | | 0- 0 | | 4- 0 | |
| 3- 0 | 0- 0 | | 1- 0 | | AWAY | 0- 0 | | 1- 0 | | 1- 0 | |
| 0- 0 | 0- 0 | | 0- 0 | | NEUTRAL | 0- 0 | | 0- 0 | | 0- 0 | |
| 8- 0 | 1- 0 | | 1- 0 | | NON-CONFERENCE | 0- 0 | | 1- 0 | | 5- 0 | |
| 5- 0 | 1- 0 | | 0- 0 | | HOME | 0- 0 | | 0- 0 | | 4- 0 | |
| 3- 0 | 0- 0 | | 1- 0 | | AWAY | 0- 0 | | 1- 0 | | 1- 0 | |
| 0- 0 | 0- 0 | | 0- 0 | | NEUTRAL | 0- 0 | | 0- 0 | | 0- 0 | |
| 0- 0 | 0- 0 | | 0- 0 | | CONFERENCE | 0- 0 | | 0- 0 | | 0- 0 | |
| 0- 0 | 0- 0 | | 0- 0 | | HOME | 0- 0 | | 0- 0 | | 0- 0 | |
| 0- 0 | 0- 0 | | 0- 0 | | AWAY | 0- 0 | | 0- 0 | | 0- 0 | |
| 0- 0 | 0- 0 | | 0- 0 | | NEUTRAL | 0- 0 | | 0- 0 | | 0- 0 | |

| RPI | S | Opponent | Score | RPI | S | Opponent | Score | Team's RPI: 45 | RPI | S | Opponent | Score | RPI | S | Opponent | Score |
|---------------------------|---|------------------|--------|-----|---|----------|-------|----------------|-----|---|----------|-------|-----|---|-------------------|--------|
| 21 | H | Lamar University | 104 53 | 38 | A | Texas | 67 49 | | | | | | 146 | A | Virginia | 72 44 |
| | | | | | | | | | | | | | 186 | A | Little Rock | 98 63 |
| | | | | | | | | | | | | | 202 | H | Furman | 106 41 |
| | | | | | | | | | | | | | 205 | H | Southeast Mo. St. | 88 53 |
| | | | | | | | | | | | | | 301 | H | Coppin St. | 110 38 |
| | | | | | | | | | | | | | 303 | H | Jackson St. | 105 38 |
| ----- | | | | | | | | | | | | | | | | |
| LAST 12 Division I GAMES: | | | | | | | | | | | | | | | | |
| 186 | A | Little Rock | 98 63 | 38 | A | Texas | 67 49 | | | | | | 205 | H | Southeast Mo. St. | 88 53 |
| 303 | H | Jackson St. | 105 38 | | | | | | | | | | | | | |
| 202 | H | Furman | 106 41 | | | | | | | | | | | | | |
| 301 | H | Coppin St. | 110 38 | | | | | | | | | | | | | |
| 21 | H | Lamar University | 104 53 | | | | | | | | | | | | | |
| 146 | A | Virginia | 72 44 | | | | | | | | | | | | | |

Non-Div I Games:

Mississippi St.

| | | | | | | | | | | |
|------------------|-----------|-----------------|-------------------|---------------|----------------------|---------------------------|----------|----------|-----------|---------------|
| Average RPI | Win: 347 | WON-LOST RECORD | WINNING PCT. RANK | LAST 10 GAMES | STRENGTH OF SCHEDULE | OPP. STRENGTH OF SCHEDULE | TEAM RPI | ADJ. RPI | CONF. RPI | ADJ CONF. RPI |
| Average RPI | Loss: 160 | | | | | | | | | |
| DIV. I ONLY | 1- 6 | 303 | 0- 1 | 98 | 320 | 237 | 237 | 26 | 26 | |
| DIV. I NON-CONF. | 1- 6 | 303 | 0- 1 | 98 | 320 | 237 | 237 | 26 | 26 | |
| ----- | | | | | | | | | | |
| TOTALS | RPI 1-25 | RPI 26-50 | W-L RECORDS | RPI 51-100 | RPI 101-150 | RPI 150+ | | | | |
| 1- 6 | 0- 0 | 0- 0 | OVERALL | 0- 2 | 0- 0 | 1- 4 | | | | |
| 0- 0 | 0- 0 | 0- 0 | HOME | 0- 0 | 0- 0 | 0- 0 | | | | |
| 1- 5 | 0- 0 | 0- 0 | AWAY | 0- 2 | 0- 0 | 1- 3 | | | | |
| 0- 1 | 0- 0 | 0- 0 | NEUTRAL | 0- 0 | 0- 0 | 0- 1 | | | | |
| 1- 6 | 0- 0 | 0- 0 | NON-CONFERENCE | 0- 2 | 0- 0 | 1- 4 | | | | |
| 0- 0 | 0- 0 | 0- 0 | HOME | 0- 0 | 0- 0 | 0- 0 | | | | |
| 1- 5 | 0- 0 | 0- 0 | AWAY | 0- 2 | 0- 0 | 1- 3 | | | | |
| 0- 1 | 0- 0 | 0- 0 | NEUTRAL | 0- 0 | 0- 0 | 0- 1 | | | | |
| 0- 0 | 0- 0 | 0- 0 | CONFERENCE | 0- 0 | 0- 0 | 0- 0 | | | | |
| 0- 0 | 0- 0 | 0- 0 | HOME | 0- 0 | 0- 0 | 0- 0 | | | | |
| 0- 0 | 0- 0 | 0- 0 | AWAY | 0- 0 | 0- 0 | 0- 0 | | | | |
| 0- 0 | 0- 0 | 0- 0 | NEUTRAL | 0- 0 | 0- 0 | 0- 0 | | | | |

| RPI 1-25 | | | | RPI 26-50 | | | | RPI 51-100 | | | | RPI 101+ | | | | Team's RPI: 237 |
|---------------------------|---|----------|-------|-----------|---|----------|-------|------------|---|----------------|--------|----------|---|----------------|-------|-----------------|
| RPI | S | Opponent | Score | RPI | S | Opponent | Score | RPI | S | Opponent | Score | RPI | S | Opponent | Score | |
| | | | | | | | | 69 | A | TCU | 47 96 | 161 | A | SMU | 47 62 | |
| | | | | | | | | 98 | A | Middle Tenn. | 51 101 | 183 | A | Nicholls St. | 47 72 | |
| | | | | | | | | | | | | 199 | N | Troy | 54 75 | |
| | | | | | | | | | | | | 248 | A | Southern Miss. | 60 67 | |
| | | | | | | | | | | | | 347 | A | Austin Peay | 95 89 | |
| ----- | | | | | | | | | | | | | | | | |
| LAST 12 Division I GAMES: | | | | | | | | | | | | | | | | |
| | | | | 161 | A | SMU | 47 62 | 183 | A | Nicholls St. | 47 72 | | | | | |
| | | | | 69 | A | TCU | 47 96 | 199 | N | Troy | 54 75 | | | | | |
| | | | | | | | | 248 | A | Southern Miss. | 60 67 | | | | | |
| | | | | | | | | 98 | A | Middle Tenn. | 51 101 | | | | | |
| | | | | | | | | 347 | A | Austin Peay | 95 89 | | | | | |

Non-Div I Games:

Mississippi Val.

M
i
s
s
o
u
r
i

| | | | | | | | | | | | | | | | | | |
|-----------------------------|---|--------------------|----------------------|-------------------------------|-------------------------|------------------------------|-------------|--------------------------|--------------|------------------|----------|----------|---|------------------|--|-------|--|
| Missouri | | | | Through Games Of Dec. 4, 2018 | | | | | | | | | | | | | |
| Average RPI Win: 167 | | WON-LOST RECORD | WINNING PCT. RANK | LAST 10 GAMES | STRENGTH OF SCHEDULE | OPP. STRENGTH OF SCHEDULE | TEAM RPI | ADJ. RPI | CONF. RPI | ADJ CONF. RPI | | | | | | | |
| Average RPI Loss: 33 | | | | | | | | | | | | | | | | | |
| DIV. I ONLY | | 6- 2 | 66 | 1- 0 | 154 | 28 | 68 | 68 | 6 | 6 | | | | | | | |
| DIV. I NON-CONF. | | 6- 2 | 66 | 1- 0 | 154 | 28 | 68 | 68 | 6 | 6 | | | | | | | |
| ----- | | | | | | | | | | | | | | | | | |
| TOTALS | | RPI 1-25 | | RPI 26-50 | | W-L RECORDS | | RPI 51-100 | | RPI 101-150 | RPI 150+ | | | | | | |
| 6- 2 | | 0- 1 | | 2- 1 | | OVERALL | | 0- 0 | | 0- 0 | | 4- 0 | | | | | |
| 2- 1 | | 0- 0 | | 0- 1 | | HOME | | 0- 0 | | 0- 0 | | 2- 0 | | | | | |
| 2- 0 | | 0- 0 | | 0- 0 | | AWAY | | 0- 0 | | 0- 0 | | 2- 0 | | | | | |
| 2- 1 | | 0- 1 | | 2- 0 | | NEUTRAL | | 0- 0 | | 0- 0 | | 0- 0 | | | | | |
| 6- 2 | | 0- 1 | | 2- 1 | | NON-CONFERENCE | | 0- 0 | | 0- 0 | | 4- 0 | | | | | |
| 2- 1 | | 0- 0 | | 0- 1 | | HOME | | 0- 0 | | 0- 0 | | 2- 0 | | | | | |
| 2- 0 | | 0- 0 | | 0- 0 | | AWAY | | 0- 0 | | 0- 0 | | 2- 0 | | | | | |
| 2- 1 | | 0- 1 | | 2- 0 | | NEUTRAL | | 0- 0 | | 0- 0 | | 0- 0 | | | | | |
| 0- 0 | | 0- 0 | | 0- 0 | | CONFERENCE | | 0- 0 | | 0- 0 | | 0- 0 | | | | | |
| 0- 0 | | 0- 0 | | 0- 0 | | HOME | | 0- 0 | | 0- 0 | | 0- 0 | | | | | |
| 0- 0 | | 0- 0 | | 0- 0 | | AWAY | | 0- 0 | | 0- 0 | | 0- 0 | | | | | |
| 0- 0 | | 0- 0 | | 0- 0 | | NEUTRAL | | 0- 0 | | 0- 0 | | 0- 0 | | | | | |
| ----- | | | | | | | | | | | | | | | | | |
| RPI 1-25 | | | | RPI 26-50 | | | | RPI 51-100 | | Team's RPI: 68 | | RPI 101+ | | | | | |
| RPI | S | Opponent | | Score | | RPI | S | Opponent | | Score | | RPI | S | Opponent | | Score | |
| 20 | N | Mi chi gan | | 54 70 | | 28 | N | Duke | | 62 54 | | 193 | H | SIUE | | 59 36 | |
| | | | | | | 31 | N | Qui nni pi ac | | 65 51 | | 200 | A | Western Ill. | | 89 64 | |
| | | | | | | 46 | H | Green Bay | | 49 56 | | 268 | H | Missouri St. | | 65 61 | |
| | | | | | | | | | | | | 284 | A | West Vi rgi ni a | | 68 51 | |
| ----- | | | | | | | | | | | | | | | | | |
| LAST 12 Di vi sion I GAMES: | | | | | | | | | | | | | | | | | |
| | | | | 28 N Duke 62 54 | | | | 193 H SIUE 59 36 | | | | | | | | | |
| | | | | 31 N Qui nni pi ac 65 51 | | | | 46 H Green Bay 49 56 | | | | | | | | | |
| | | | | 284 A West Vi rgi ni a 68 51 | | | | 268 H Missouri St. 65 61 | | | | | | | | | |
| | | | | 20 N Mi chi gan 54 70 | | | | 200 A Western Ill. 89 64 | | | | | | | | | |

M
i
s
s
o
u
r
i

Non-Div I Games:

Missouri

| | | | | | | | | | | |
|-------------------|----------|-----------|----------------|------------|-------------|---------------|------|------|-------|-----------|
| Average RPI Win: | 259 | WON-LOST | WINNING | LAST 10 | STRENGTH OF | OPP. STRENGTH | TEAM | ADJ. | CONF. | ADJ CONF. |
| Average RPI Loss: | 139 | RECORD | PCT. RANK | GAMES | SCHEDULE | OF SCHEDULE | RPI | RPI | RPI | RPI |
| DIV. I ONLY | 1- 5 | 288 | 0- 1 | 123 | 193 | 268 | 268 | 16 | 16 | |
| DIV. I NON-CONF. | 1- 5 | 288 | 0- 1 | 123 | 193 | 268 | 268 | 16 | 16 | |
| ----- | | | | | | | | | | |
| TOTALS | RPI 1-25 | RPI 26-50 | W-L RECORDS | RPI 51-100 | RPI 101-150 | RPI 150+ | | | | |
| 1- 5 | 0- 1 | 0- 0 | OVERALL | 0- 1 | 0- 0 | 1- 3 | | | | |
| 1- 1 | 0- 1 | 0- 0 | HOME | 0- 0 | 0- 0 | 1- 0 | | | | |
| 0- 4 | 0- 0 | 0- 0 | AWAY | 0- 1 | 0- 0 | 0- 3 | | | | |
| 0- 0 | 0- 0 | 0- 0 | NEUTRAL | 0- 0 | 0- 0 | 0- 0 | | | | |
| 1- 5 | 0- 1 | 0- 0 | NON-CONFERENCE | 0- 1 | 0- 0 | 1- 3 | | | | |
| 1- 1 | 0- 1 | 0- 0 | HOME | 0- 0 | 0- 0 | 1- 0 | | | | |
| 0- 4 | 0- 0 | 0- 0 | AWAY | 0- 1 | 0- 0 | 0- 3 | | | | |
| 0- 0 | 0- 0 | 0- 0 | NEUTRAL | 0- 0 | 0- 0 | 0- 0 | | | | |
| 0- 0 | 0- 0 | 0- 0 | CONFERENCE | 0- 0 | 0- 0 | 0- 0 | | | | |
| 0- 0 | 0- 0 | 0- 0 | HOME | 0- 0 | 0- 0 | 0- 0 | | | | |
| 0- 0 | 0- 0 | 0- 0 | AWAY | 0- 0 | 0- 0 | 0- 0 | | | | |
| 0- 0 | 0- 0 | 0- 0 | NEUTRAL | 0- 0 | 0- 0 | 0- 0 | | | | |

| RPI 1-25 | | | | RPI 26-50 | | | | RPI 51-100 | | | | RPI 101+ Team's RPI: 268 | | | |
|---------------------------|---|--------------|-------|-----------|---|--------------|-------|------------|---|-------------|-------|--------------------------|---|-------------|-------|
| RPI | S | Opponent | Score | RPI | S | Opponent | Score | RPI | S | Opponent | Score | RPI | S | Opponent | Score |
| 17 | H | South Dakota | 74 85 | | | | | 68 | A | Missouri | 61 65 | 155 | A | Santa Clara | 73 77 |
| | | | | | | | | | | | | 214 | A | Wichita St. | 60 63 |
| | | | | | | | | | | | | 241 | A | North Texas | 76 83 |
| | | | | | | | | | | | | 259 | H | Ball St. | 74 54 |
| ----- | | | | | | | | | | | | | | | |
| LAST 12 Division I GAMES: | | | | | | | | | | | | | | | |
| 155 | A | Santa Clara | 73 77 | 17 | H | South Dakota | 74 85 | 241 | A | North Texas | 76 83 | | | | |
| 259 | H | Ball St. | 74 54 | | | | | | | | | | | | |
| 68 | A | Missouri | 61 65 | | | | | | | | | | | | |
| 214 | A | Wichita St. | 60 63 | | | | | | | | | | | | |

Non-Div I Games:

Missouri St.

| | | | | | | | | | | |
|------------------|----------|-----------|----------------|------------|-------------|---------------|------|------|-------|-----------|
| Average RPI | Win: 256 | WON-LOST | WINNING | LAST 10 | STRENGTH OF | OPP. STRENGTH | TEAM | ADJ. | CONF. | ADJ CONF. |
| Average RPI | Loss: 89 | RECORD | PCT. RANK | GAMES | SCHEDULE | OF SCHEDULE | RPI | RPI | RPI | RPI |
| DIV. I ONLY | 3- 4 | 189 | 1- 0 | 87 | 219 | 134 | 134 | 25 | 25 | |
| DIV. I NON-CONF. | 3- 4 | 189 | 1- 0 | 87 | 219 | 134 | 134 | 25 | 25 | |
| ----- | | | | | | | | | | |
| TOTALS | RPI 1-25 | RPI 26-50 | W-L RECORDS | RPI 51-100 | RPI 101-150 | RPI 150+ | | | | |
| 3- 4 | 0- 0 | 0- 2 | OVERALL | 0- 0 | 0- 2 | 3- 0 | | | | |
| 1- 1 | 0- 0 | 0- 1 | HOME | 0- 0 | 0- 0 | 1- 0 | | | | |
| 2- 3 | 0- 0 | 0- 1 | AWAY | 0- 0 | 0- 2 | 2- 0 | | | | |
| 0- 0 | 0- 0 | 0- 0 | NEUTRAL | 0- 0 | 0- 0 | 0- 0 | | | | |
| 3- 4 | 0- 0 | 0- 2 | NON-CONFERENCE | 0- 0 | 0- 2 | 3- 0 | | | | |
| 1- 1 | 0- 0 | 0- 1 | HOME | 0- 0 | 0- 0 | 1- 0 | | | | |
| 2- 3 | 0- 0 | 0- 1 | AWAY | 0- 0 | 0- 2 | 2- 0 | | | | |
| 0- 0 | 0- 0 | 0- 0 | NEUTRAL | 0- 0 | 0- 0 | 0- 0 | | | | |
| 0- 0 | 0- 0 | 0- 0 | CONFERENCE | 0- 0 | 0- 0 | 0- 0 | | | | |
| 0- 0 | 0- 0 | 0- 0 | HOME | 0- 0 | 0- 0 | 0- 0 | | | | |
| 0- 0 | 0- 0 | 0- 0 | AWAY | 0- 0 | 0- 0 | 0- 0 | | | | |
| 0- 0 | 0- 0 | 0- 0 | NEUTRAL | 0- 0 | 0- 0 | 0- 0 | | | | |

| RPI | S | Opponent | Score | RPI | S | Opponent | Score | RPI | S | Opponent | Score | RPI | S | Opponent | Score |
|---------------------------|---|-------------------|-------|-----|---|---------------|-------|-----|---|-------------|-------|-----|---|---------------|-------|
| 37 | H | Bucknell | 70 | 48 | A | Virginia Tech | 82 | 128 | A | Lehigh | 63 | 144 | A | East Carolina | 73 |
| 222 | A | George Washington | 55 51 | 217 | A | Sacred Heart | 55 50 | 330 | H | Albany (NY) | 64 56 | 48 | A | Virginia Tech | 82 |
| LAST 12 Division I GAMES: | | | | | | | | | | | | | | | |
| 222 | A | George Washington | 55 51 | 217 | A | Sacred Heart | 55 50 | 330 | H | Albany (NY) | 64 56 | 48 | A | Virginia Tech | 82 |
| | | | | | | | | 128 | A | Lehigh | 48 63 | 144 | A | East Carolina | 67 73 |
| | | | | | | | | 37 | H | Bucknell | 32 70 | | | | |

Non-Div I Games:

Monmouth

| | | | | | | | | | | |
|-------------------|-----|----------|-----------|---------|-------------|---------------|------|------|-------|-----------|
| Average RPI Win: | 110 | WON-LOST | WINNING | LAST 10 | STRENGTH OF | OPP. STRENGTH | TEAM | ADJ. | CONF. | ADJ CONF. |
| Average RPI Loss: | 18 | RECORD | PCT. RANK | GAMES | SCHEDULE | OF SCHEDULE | RPI | RPI | RPI | RPI |

| | | | | | | | | | |
|------------------|----------|-----------|----------------|------------|-------------|----------|----|----|----|
| DIV. I ONLY | 2- 2 | 159 | 1- 0 | 14 | 57 | 64 | 64 | 10 | 10 |
| DIV. I NON-CONF. | 2- 2 | 159 | 1- 0 | 14 | 57 | 64 | 64 | 10 | 10 |
| ----- | | | | | | | | | |
| TOTALS | RPI 1-25 | RPI 26-50 | W-L RECORDS | RPI 51-100 | RPI 101-150 | RPI 150+ | | | |
| 2- 2 | 0- 2 | 0- 0 | OVERALL | 1- 0 | 1- 0 | 0- 0 | | | |
| 2- 1 | 0- 1 | 0- 0 | HOME | 1- 0 | 1- 0 | 0- 0 | | | |
| 0- 1 | 0- 1 | 0- 0 | AWAY | 0- 0 | 0- 0 | 0- 0 | | | |
| 0- 0 | 0- 0 | 0- 0 | NEUTRAL | 0- 0 | 0- 0 | 0- 0 | | | |
| 2- 2 | 0- 2 | 0- 0 | NON-CONFERENCE | 1- 0 | 1- 0 | 0- 0 | | | |
| 2- 1 | 0- 1 | 0- 0 | HOME | 1- 0 | 1- 0 | 0- 0 | | | |
| 0- 1 | 0- 1 | 0- 0 | AWAY | 0- 0 | 0- 0 | 0- 0 | | | |
| 0- 0 | 0- 0 | 0- 0 | NEUTRAL | 0- 0 | 0- 0 | 0- 0 | | | |
| 0- 0 | 0- 0 | 0- 0 | CONFERENCE | 0- 0 | 0- 0 | 0- 0 | | | |
| 0- 0 | 0- 0 | 0- 0 | HOME | 0- 0 | 0- 0 | 0- 0 | | | |
| 0- 0 | 0- 0 | 0- 0 | AWAY | 0- 0 | 0- 0 | 0- 0 | | | |
| 0- 0 | 0- 0 | 0- 0 | NEUTRAL | 0- 0 | 0- 0 | 0- 0 | | | |

| RPI 1-25 | | | | RPI 26-50 | | | | RPI 51-100 | | | | Team's RPI: 64 | | | | RPI 101+ | | | |
|---------------------------|---|--------------|-------|-----------|---|----------|-------|------------|---|---------------|-------|----------------|---|----------|-------|----------|---|----------|-------|
| RPI | S | Opponent | Score | RPI | S | Opponent | Score | RPI | S | Opponent | Score | RPI | S | Opponent | Score | RPI | S | Opponent | Score |
| 17 | H | South Dakota | 41 64 | | | | | 96 | H | Northern Ill. | 86 70 | 124 | H | UC Davis | 62 56 | | | | |
| 18 | A | Gonzaga | 52 76 | | | | | | | | | | | | | | | | |
| LAST 12 Division I GAMES: | | | | | | | | | | | | | | | | | | | |
| | | | | | | | | | | | | | | | | | | | |
| | | | | | | | | | | | | | | | | | | | |
| | | | | | | | | | | | | | | | | | | | |
| | | | | | | | | | | | | | | | | | | | |
| | | | | | | | | | | | | | | | | | | | |
| | | | | | | | | | | | | | | | | | | | |
| | | | | | | | | | | | | | | | | | | | |
| | | | | | | | | | | | | | | | | | | | |
| | | | | | | | | | | | | | | | | | | | |
| | | | | | | | | | | | | | | | | | | | |
| | | | | | | | | | | | | | | | | | | | |
| | | | | | | | | | | | | | | | | | | | |
| | | | | | | | | | | | | | | | | | | | |
| | | | | | | | | | | | | | | | | | | | |
| | | | | | | | | | | | | | | | | | | | |
| | | | | | | | | | | | | | | | | | | | |
| | | | | | | | | | | | | | | | | | | | |
| | | | | | | | | | | | | | | | | | | | |
| | | | | | | | | | | | | | | | | | | | |
| | | | | | | | | | | | | | | | | | | | |
| | | | | | | | | | | | | | | | | | | | |
| | | | | | | | | | | | | | | | | | | | |
| | | | | | | | | | | | | | | | | | | | |
| | | | | | | | | | | | | | | | | | | | |
| | | | | | | | | | | | | | | | | | | | |
| | | | | | | | | | | | | | | | | | | | |
| | | | | | | | | | | | | | | | | | | | |
| | | | | | | | | | | | | | | | | | | | |
| | | | | | | | | | | | | | | | | | | | |
| | | | | | | | | | | | | | | | | | | | |
| | | | | | | | | | | | | | | | | | | | |
| | | | | | | | | | | | | | | | | | | | |
| | | | | | | | | | | | | | | | | | | | |
| | | | | | | | | | | | | | | | | | | | |
| | | | | | | | | | | | | | | | | | | | |
| | | | | | | | | | | | | | | | | | | | |
| | | | | | | | | | | | | | | | | | | | |
| | | | | | | | | | | | | | | | | | | | |
| | | | | | | | | | | | | | | | | | | | |
| | | | | | | | | | | | | | | | | | | | |
| | | | | | | | | | | | | | | | | | | | |
| | | | | | | | | | | | | | | | | | | | |
| | | | | | | | | | | | | | | | | | | | |
| | | | | | | | | | | | | | | | | | | | |
| | | | | | | | | | | | | | | | | | | | |
| | | | | | | | | | | | | | | | | | | | |
| | | | | | | | | | | | | | | | | | | | |
| | | | | | | | | | | | | | | | | | | | |
| | | | | | | | | | | | | | | | | | | | |
| | | | | | | | | | | | | | | | | | | | |
| | | | | | | | | | | | | | | | | | | | |
| | | | | | | | | | | | | | | | | | | | |
| | | | | | | | | | | | | | | | | | | | |
| | | | | | | | | | | | | | | | | | | | |
| | | | | | | | | | | | | | | | | | | | |
| | | | | | | | | | | | | | | | | | | | |
| | | | | | | | | | | | | | | | | | | | |
| | | | | | | | | | | | | | | | | | | | |
| | | | | | | | | | | | | | | | | | | | |
| | | | | | | | | | | | | | | | | | | | |
| | | | | | | | | | | | | | | | | | | | |
| | | | | | | | | | | | | | | | | | | | |
| | | | | | | | | | | | | | | | | | | | |
| | | | | | | | | | | | | | | | | | | | |
| | | | | | | | | | | | | | | | | | | | |
| | | | | | | | | | | | | | | | | | | | |

Non-Div I Games: Providence (MT) 90 45

Montana

Average RPI Win: 201 WON-LOST WINNING LAST 10
Average RPI Loss: 16 RECORD PCT. RANK GAMES STRENGTH OF OPP. STRENGTH TEAM ADJ. CONF. ADJ CONF.
SCHEDULE OF SCHEDULE RPI RPI RPI RPI

| | | | | | | | | | |
|------------------|----------|-----------|----------------|------------|-------------|----------|----|----|----|
| DIV. I ONLY | 3- 2 | 128 | 1- 0 | 184 | 25 | 79 | 79 | 10 | 10 |
| DIV. I NON-CONF. | 3- 2 | 128 | 1- 0 | 184 | 25 | 79 | 79 | 10 | 10 |
| TOTALS | RPI 1-25 | RPI 26-50 | W-L RECORDS | RPI 51-100 | RPI 101-150 | RPI 150+ | | | |
| 3- 2 | 0- 2 | 0- 0 | OVERALL | 0- 0 | 0- 0 | 3- 0 | | | |
| 1- 0 | 0- 0 | 0- 0 | HOME | 0- 0 | 0- 0 | 1- 0 | | | |
| 1- 2 | 0- 2 | 0- 0 | AWAY | 0- 0 | 0- 0 | 1- 0 | | | |
| 1- 0 | 0- 0 | 0- 0 | NEUTRAL | 0- 0 | 0- 0 | 1- 0 | | | |
| 3- 2 | 0- 2 | 0- 0 | NON-CONFERENCE | 0- 0 | 0- 0 | 3- 0 | | | |
| 1- 0 | 0- 0 | 0- 0 | HOME | 0- 0 | 0- 0 | 1- 0 | | | |
| 1- 2 | 0- 2 | 0- 0 | AWAY | 0- 0 | 0- 0 | 1- 0 | | | |
| 1- 0 | 0- 0 | 0- 0 | NEUTRAL | 0- 0 | 0- 0 | 1- 0 | | | |
| 0- 0 | 0- 0 | 0- 0 | CONFERENCE | 0- 0 | 0- 0 | 0- 0 | | | |
| 0- 0 | 0- 0 | 0- 0 | HOME | 0- 0 | 0- 0 | 0- 0 | | | |
| 0- 0 | 0- 0 | 0- 0 | AWAY | 0- 0 | 0- 0 | 0- 0 | | | |
| 0- 0 | 0- 0 | 0- 0 | NEUTRAL | 0- 0 | 0- 0 | 0- 0 | | | |

| | | | |
|----------------------------|----------------------|----------------------|----------------------------|
| RPI S Opponent Score | RPI S Opponent Score | RPI S Opponent Score | RPI S Opponent Score |
| 8 A Marquette 52 100 | | | 167 A Texas St. 67 59 |
| 24 A Wyomi ng 58 66 | | | 169 N Delaware 69 60 |
| | | | 266 H Long Beach St. 85 62 |
| LAST 12 Division I GAMES: | | | |
| 167 A Texas St. 67 59 | 169 N Delaware 69 60 | 8 A Marquette 52 100 | |
| 266 H Long Beach St. 85 62 | | | |
| 24 A Wyomi ng 58 66 | | | |

Non-Div I Games: Carroll (MT) 64 48

Montana St.

| | | | | | | | | | | |
|-------------------|----------|-----------|----------------|------------|-------------|---------------|------|------|-------|-----------|
| Average RPI Win: | 304 | WON-LOST | WINNING | LAST 10 | STRENGTH OF | OPP. STRENGTH | TEAM | ADJ. | CONF. | ADJ CONF. |
| Average RPI Loss: | 129 | RECORD | PCT. RANK | GAMES | SCHEDULE | OF SCHEDULE | RPI | RPI | RPI | RPI |
| DIV. I ONLY | 5- 2 | 78 | 1- 0 | 292 | 315 | 206 | 206 | 23 | 23 | |
| DIV. I NON-CONF. | 5- 2 | 78 | 1- 0 | 292 | 315 | 206 | 206 | 23 | 23 | |
| ----- | | | | | | | | | | |
| TOTALS | RPI 1-25 | RPI 26-50 | W-L RECORDS | RPI 51-100 | RPI 101-150 | RPI 150+ | | | | |
| 5- 2 | 0- 1 | 0- 0 | OVERALL | 0- 0 | 0- 0 | 5- 1 | | | | |
| 3- 1 | 0- 0 | 0- 0 | HOME | 0- 0 | 0- 0 | 3- 1 | | | | |
| 2- 1 | 0- 1 | 0- 0 | AWAY | 0- 0 | 0- 0 | 2- 0 | | | | |
| 0- 0 | 0- 0 | 0- 0 | NEUTRAL | 0- 0 | 0- 0 | 0- 0 | | | | |
| 5- 2 | 0- 1 | 0- 0 | NON-CONFERENCE | 0- 0 | 0- 0 | 5- 1 | | | | |
| 3- 1 | 0- 0 | 0- 0 | HOME | 0- 0 | 0- 0 | 3- 1 | | | | |
| 2- 1 | 0- 1 | 0- 0 | AWAY | 0- 0 | 0- 0 | 2- 0 | | | | |
| 0- 0 | 0- 0 | 0- 0 | NEUTRAL | 0- 0 | 0- 0 | 0- 0 | | | | |
| 0- 0 | 0- 0 | 0- 0 | CONFERENCE | 0- 0 | 0- 0 | 0- 0 | | | | |
| 0- 0 | 0- 0 | 0- 0 | HOME | 0- 0 | 0- 0 | 0- 0 | | | | |
| 0- 0 | 0- 0 | 0- 0 | AWAY | 0- 0 | 0- 0 | 0- 0 | | | | |
| 0- 0 | 0- 0 | 0- 0 | NEUTRAL | 0- 0 | 0- 0 | 0- 0 | | | | |

| RPI 1-25 | | | | RPI 26-50 | | | | RPI 51-100 | | | | RPI 101+ Team's RPI: 206 | | | |
|---------------------------|---|--------------|-------|-----------|---|------------|-------|------------|---|-------------|--------|--------------------------|---|----------------------|--------|
| RPI | S | Opponent | Score | RPI | S | Opponent | Score | RPI | S | Opponent | Score | RPI | S | Opponent | Score |
| 22 | A | Kentucky | 57 87 | | | | | | | | | 235 | H | St. Francis Brooklyn | 94 101 |
| | | | | | | | | | | | | 273 | A | Gardner-Webb | 84 69 |
| | | | | | | | | | | | | 276 | H | Valparaiso | 68 62 |
| | | | | | | | | | | | | 300 | A | N. C. A&T | 72 67 |
| | | | | | | | | | | | | 324 | H | Chicago St. | 104 68 |
| | | | | | | | | | | | | 345 | H | Evansville | 85 63 |
| ----- | | | | | | | | | | | | | | | |
| LAST 12 Division I GAMES: | | | | | | | | | | | | | | | |
| 276 | H | Valparaiso | 68 62 | 345 | H | Evansville | 85 63 | 22 | A | Kentucky | 57 87 | 235 | H | St. Francis Brooklyn | 94 101 |
| 273 | A | Gardner-Webb | 84 69 | | | | | 324 | H | Chicago St. | 104 68 | | | | |
| 300 | A | N. C. A&T | 72 67 | | | | | | | | | | | | |

Average RPI Win: 0
Average RPI Loss: 199

WON-LOST
RECORD

WINNING
PCT. RANK

LAST 10
GAMES

STRENGTH OF
SCHEDULE

OPP. STRENGTH
OF SCHEDULE

TEAM
RPI

ADJ.
RPI

CONF.
RPI

ADJ CONF.
RPI

| | | | | | | | | | |
|------------------|----------|-----------|----------------|------------|-------------|----------|-----|----|----|
| DIV. I ONLY | 0- 8 | 326 | 0- 1 | 307 | 194 | 341 | 341 | 32 | 32 |
| DIV. I NON-CONF. | 0- 8 | 326 | 0- 1 | 307 | 194 | 341 | 341 | 32 | 32 |
| <hr/> | | | | | | | | | |
| TOTALS | RPI 1-25 | RPI 26-50 | W-L RECORDS | RPI 51-100 | RPI 101-150 | RPI 150+ | | | |
| 0- 8 | 0- 0 | 0- 0 | OVERALL | 0- 1 | 0- 1 | 0- 6 | | | |
| 0- 1 | 0- 0 | 0- 0 | HOME | 0- 0 | 0- 0 | 0- 1 | | | |
| 0- 4 | 0- 0 | 0- 0 | AWAY | 0- 0 | 0- 1 | 0- 3 | | | |
| 0- 3 | 0- 0 | 0- 0 | NEUTRAL | 0- 1 | 0- 0 | 0- 2 | | | |
| 0- 8 | 0- 0 | 0- 0 | NON-CONFERENCE | 0- 1 | 0- 1 | 0- 6 | | | |
| 0- 1 | 0- 0 | 0- 0 | HOME | 0- 0 | 0- 0 | 0- 1 | | | |
| 0- 4 | 0- 0 | 0- 0 | AWAY | 0- 0 | 0- 1 | 0- 3 | | | |
| 0- 3 | 0- 0 | 0- 0 | NEUTRAL | 0- 1 | 0- 0 | 0- 2 | | | |
| 0- 0 | 0- 0 | 0- 0 | CONFERENCE | 0- 0 | 0- 0 | 0- 0 | | | |
| 0- 0 | 0- 0 | 0- 0 | HOME | 0- 0 | 0- 0 | 0- 0 | | | |
| 0- 0 | 0- 0 | 0- 0 | AWAY | 0- 0 | 0- 0 | 0- 0 | | | |
| 0- 0 | 0- 0 | 0- 0 | NEUTRAL | 0- 0 | 0- 0 | 0- 0 | | | |

| RPI 1-25 | | | | RPI 26-50 | | | | RPI 51-100 | | | | RPI 101+ Team's RPI: 341 | | | | | | | |
|---------------------------|---|-------------|-------|-----------|-----|----------|-------------------|------------|----|----------|-------|--------------------------|-----|-------------------|-------|----|----------|----|----|
| RPI | S | Opponent | Score | RPI | S | Opponent | Score | RPI | S | Opponent | Score | RPI | S | Opponent | Score | | | | |
| | | | | | | | | 52 | N | Maryland | 44 | 68 | 116 | A | SFA | 42 | 69 | | |
| | | | | | | | | | | | | 175 | A | Hartford | 59 | 80 | | | |
| | | | | | | | | | | | | 176 | N | Georgia | 33 | 60 | | | |
| | | | | | | | | | | | | 189 | A | Western Ky. | 43 | 90 | | | |
| | | | | | | | | | | | | 269 | H | Central Conn. St. | 36 | 60 | | | |
| | | | | | | | | | | | | 305 | N | Niagara | 57 | 67 | | | |
| | | | | | | | | | | | | 311 | A | FIU | 50 | 59 | | | |
| LAST 12 Division I GAMES: | | | | | | | | | | | | | | | | | | | |
| 305 | N | Niagara | 57 | 67 | 269 | H | Central Conn. St. | 36 | 60 | 52 | N | Maryland | 44 | 68 | 176 | N | Georgia | 33 | 60 |
| 311 | A | FIU | 50 | 59 | 176 | N | Georgia | 33 | 60 | 116 | A | SFA | 42 | 69 | 175 | A | Hartford | 59 | 80 |
| 189 | A | Western Ky. | 43 | 90 | | | | | | | | | | | | | | | |

Non-Div I Games:

Washington Adventist 60 43

Lincoln (PA)

46 51

Morgan St.

Loss, Non-Conf, S Site, H Home A Away N Neutral

Average RPI Win: 278

Average RPI Loss: 123

WON-LOST
RECORDWINNING
PCT. RANKLAST 10
GAMESSTRENGTH OF
SCHEDULEOPP. STRENGTH
OF SCHEDULETEAM
RPIADJ.
RPICONF.
RPIADJ CONF.
RPIDIV. I ONLY
DIV. I NON-CONF.3- 3
3- 3159
1591- 0
1- 0293
293178
178196
196196
19631
3131
31

TOTALS

RPI 1-25

RPI 26-50

W-L RECORDS

RPI 51-100

RPI 101-150

RPI 150+

3- 3 0- 1
1- 0 0- 0
2- 3 0- 1
0- 0 0- 00- 0
0- 0
0- 0
0- 0OVERALL
HOME
AWAY
NEUTRAL0- 1
0- 0
0- 1
0- 00- 0
0- 0
0- 0
0- 03- 1
1- 0
2- 1
0- 03- 3 0- 1
1- 0 0- 0
2- 3 0- 1
0- 0 0- 00- 0
0- 0
0- 0
0- 0NON-CONFERENCE
HOME
AWAY
NEUTRAL0- 1
0- 0
0- 1
0- 00- 0
0- 0
0- 0
0- 03- 1
1- 0
2- 1
0- 00- 0 0- 0
0- 0 0- 0
0- 0 0- 0
0- 0 0- 00- 0
0- 0
0- 0
0- 0CONFERENCE
HOME
AWAY
NEUTRAL0- 0
0- 0
0- 0
0- 00- 0
0- 0
0- 0
0- 00- 0
0- 0
0- 0
0- 0

RPI 1-25

RPI 26-50

RPI 51-100

RPI 101+

Team's RPI: 196

RPI S Opponent Score
20 A Michigan 40 88

RPI S Opponent Score

RPI S Opponent Score
59 A Duquesne 64 73RPI S Opponent Score
227 H Towson 87 78
273 A Gardner-Webb 69 62
289 A Rider 67 85
333 A Loyola Maryland 77 67

LAST 12 Division I GAMES:

333 A Loyola Maryland 77 67
227 H Towson 87 78
289 A Rider 67 85
59 A Duquesne 64 73
20 A Michigan 40 88

273 A Gardner-Webb 69 62

Non-Div I Games: Washington Col. 74 50

Mt. St. Mary's

Average RPI Win: 332 WON-LOST RECORD WINNING PCT. RANK LAST 10 GAMES STRENGTH OF SCHEDULE OPP. STRENGTH OF SCHEDULE TEAM RPI ADJ. RPI CONF. RPI ADJ CONF. RPI

Average RPI Loss: 173

| | | | | | | | | | |
|------------------|----------|-----------|----------------|------------|-------------|----------|-----|----|----|
| DIV. I ONLY | 2- 3 | 207 | 0- 1 | 283 | 339 | 308 | 308 | 23 | 23 |
| DIV. I NON-CONF. | 2- 3 | 207 | 0- 1 | 283 | 339 | 308 | 308 | 23 | 23 |
| TOTALS | RPI 1-25 | RPI 26-50 | W-L RECORDS | RPI 51-100 | RPI 101-150 | RPI 150+ | | | |
| 2- 3 | 0- 0 | 0- 0 | OVERALL | 0- 0 | 0- 1 | 2- 2 | | | |
| 2- 1 | 0- 0 | 0- 0 | HOME | 0- 0 | 0- 0 | 2- 1 | | | |
| 0- 2 | 0- 0 | 0- 0 | AWAY | 0- 0 | 0- 1 | 0- 1 | | | |
| 0- 0 | 0- 0 | 0- 0 | NEUTRAL | 0- 0 | 0- 0 | 0- 0 | | | |
| 2- 3 | 0- 0 | 0- 0 | NON-CONFERENCE | 0- 0 | 0- 1 | 2- 2 | | | |
| 2- 1 | 0- 0 | 0- 0 | HOME | 0- 0 | 0- 0 | 2- 1 | | | |
| 0- 2 | 0- 0 | 0- 0 | AWAY | 0- 0 | 0- 1 | 0- 1 | | | |
| 0- 0 | 0- 0 | 0- 0 | NEUTRAL | 0- 0 | 0- 0 | 0- 0 | | | |
| 0- 0 | 0- 0 | 0- 0 | CONFERENCE | 0- 0 | 0- 0 | 0- 0 | | | |
| 0- 0 | 0- 0 | 0- 0 | HOME | 0- 0 | 0- 0 | 0- 0 | | | |
| 0- 0 | 0- 0 | 0- 0 | AWAY | 0- 0 | 0- 0 | 0- 0 | | | |
| 0- 0 | 0- 0 | 0- 0 | NEUTRAL | 0- 0 | 0- 0 | 0- 0 | | | |

| | | | | |
|---------------------------|--------------------------|-----------------------|--------------------------|-------------------------|
| RPI 1-25 | RPI 26-50 | RPI 51-100 | RPI 101+ | Team's RPI: 308 |
| RPI S Opponent Score | RPI S Opponent Score | RPI S Opponent Score | RPI S Opponent Score | |
| | | | 109 A Butler 65 86 | |
| | | | 191 A Arkansas St. 63 74 | |
| | | | 218 H Al abama A&M 53 59 | |
| | | | 319 H Li pscomb 97 61 | |
| | | | 345 H Evansvi lle 81 53 | |
| LAST 12 Division I GAMES: | | | | |
| 218 H Al abama A&M 53 59 | 191 A Arkansas St. 63 74 | 319 H Li pscomb 97 61 | 109 A Butler 65 86 | 345 H Evansvi lle 81 53 |

Non-Div I Games: Oakland City 113 55

Murray St.

| | | | | | | | | | | | | | | | | | | | |
|--------------------|--|-----------------|--|-------------------|--|----------------|--|----------------------|--|---------------------------|--|----------|--|----------|--|-----------|--|---------------|--|
| Average RPI Win: 0 | | WON-LOST RECORD | | WINNING PCT. RANK | | LAST 10 GAMES | | STRENGTH OF SCHEDULE | | OPP. STRENGTH OF SCHEDULE | | TEAM RPI | | ADJ. RPI | | CONF. RPI | | ADJ CONF. RPI | |
| 208 | | | | | | | | | | | | | | | | | | | |
| DIV. I ONLY | | 0- 7 | | 326 | | 0- 1 | | 289 | | 314 | | 343 | | 343 | | 32 | | 32 | |
| DIV. I NON-CONF. | | 0- 7 | | 326 | | 0- 1 | | 289 | | 314 | | 343 | | 343 | | 32 | | 32 | |
| TOTALS | | RPI 1-25 | | RPI 26-50 | | W-L RECORDS | | RPI 51-100 | | RPI 101-150 | | RPI 150+ | | | | | | | |
| 0- 7 | | 0- 0 | | 0- 0 | | OVERALL | | 0- 1 | | 0- 0 | | 0- 6 | | | | | | | |
| 0- 4 | | 0- 0 | | 0- 0 | | HOME | | 0- 0 | | 0- 0 | | 0- 4 | | | | | | | |
| 0- 3 | | 0- 0 | | 0- 0 | | AWAY | | 0- 1 | | 0- 0 | | 0- 2 | | | | | | | |
| 0- 0 | | 0- 0 | | 0- 0 | | NEUTRAL | | 0- 0 | | 0- 0 | | 0- 0 | | | | | | | |
| 0- 7 | | 0- 0 | | 0- 0 | | NON-CONFERENCE | | 0- 1 | | 0- 0 | | 0- 6 | | | | | | | |
| 0- 4 | | 0- 0 | | 0- 0 | | HOME | | 0- 0 | | 0- 0 | | 0- 4 | | | | | | | |
| 0- 3 | | 0- 0 | | 0- 0 | | AWAY | | 0- 1 | | 0- 0 | | 0- 2 | | | | | | | |
| 0- 0 | | 0- 0 | | 0- 0 | | NEUTRAL | | 0- 0 | | 0- 0 | | 0- 0 | | | | | | | |
| 0- 0 | | 0- 0 | | 0- 0 | | CONFERENCE | | 0- 0 | | 0- 0 | | 0- 0 | | | | | | | |
| 0- 0 | | 0- 0 | | 0- 0 | | HOME | | 0- 0 | | 0- 0 | | 0- 0 | | | | | | | |
| 0- 0 | | 0- 0 | | 0- 0 | | AWAY | | 0- 0 | | 0- 0 | | 0- 0 | | | | | | | |
| 0- 0 | | 0- 0 | | 0- 0 | | NEUTRAL | | 0- 0 | | 0- 0 | | 0- 0 | | | | | | | |

| RPI 1-25 | | | | RPI 26-50 | | | | RPI 51-100 | | | | RPI 101+ | | | | Team's RPI : 343 | |
|---------------------------|---|----------|-------|-----------|---|---------------|-------|------------|-----|----------|------------|----------|-----|---------------|-------|------------------|----|
| RPI | S | Opponent | Score | RPI | S | Opponent | Score | RPI | S | Opponent | Score | RPI | S | Opponent | Score | | |
| | | | | | | | | 82 | A | Iowa | 39 | 106 | 165 | H | UNCW | 82 | 89 |
| | | | | | | | | | | | | 188 | H | Elon | 54 | 83 | |
| | | | | | | | | | | | | 194 | A | Winthrop | 41 | 66 | |
| | | | | | | | | | | | | 216 | H | Coastal Caro. | 66 | 89 | |
| | | | | | | | | | | | | 278 | A | High Point | 69 | 80 | |
| | | | | | | | | | | | | 332 | H | USC Upstate | 63 | 82 | |
| LAST 12 Division I GAMES: | | | | | | | | | | | | | | | | | |
| | | | | 216 | H | Coastal Caro. | 66 | 89 | 165 | H | UNCW | 82 | 89 | | | | |
| | | | | 332 | H | USC Upstate | 63 | 82 | 82 | A | Iowa | 39 | 106 | | | | |
| | | | | | | | | | 194 | A | Winthrop | 41 | 66 | | | | |
| | | | | | | | | | 188 | H | Elon | 54 | 83 | | | | |
| | | | | | | | | | 278 | A | High Point | 69 | 80 | | | | |

Non-Div I Games: Johnson & Wales (NC) 43

N. C. Central

| | | | | | | | | | | | | | | | | | | | | | | | |
|---------------------|--|--|--|----------------------|--|-----------------|--|-------------------|--|---------------|--|----------------------|--|---------------------------|--|----------|--|----------|--|-----------|--|---------------|--|
| NC State | | | | Average RPI Win: 122 | | WON-LOST RECORD | | WINNING PCT. RANK | | LAST 10 GAMES | | STRENGTH OF SCHEDULE | | OPP. STRENGTH OF SCHEDULE | | TEAM RPI | | ADJ. RPI | | CONF. RPI | | ADJ CONF. RPI | |
| Average RPI Loss: 0 | | | | | | | | | | | | | | | | | | | | | | | |
| DIV. I ONLY | | | | 8- 0 | | 1 | | 1- 0 | | 39 | | 44 | | 5 | | 5 | | 1 | | 1 | | | |
| DIV. I NON-CONF. | | | | 8- 0 | | 1 | | 1- 0 | | 39 | | 44 | | 5 | | 5 | | 1 | | 1 | | | |
| TOTALS | | | | RPI 1-25 | | RPI 26-50 | | W-L RECORDS | | RPI 51-100 | | RPI 101-150 | | RPI 150+ | | | | | | | | | |
| 8- 0 | | | | 1- 0 | | 1- 0 | | OVERALL | | 2- 0 | | 0- 0 | | 4- 0 | | | | | | | | | |
| 6- 0 | | | | 1- 0 | | 1- 0 | | HOME | | 1- 0 | | 0- 0 | | 3- 0 | | | | | | | | | |
| 0- 0 | | | | 0- 0 | | 0- 0 | | AWAY | | 0- 0 | | 0- 0 | | 0- 0 | | | | | | | | | |
| 2- 0 | | | | 0- 0 | | 0- 0 | | NEUTRAL | | 1- 0 | | 0- 0 | | 1- 0 | | | | | | | | | |
| 8- 0 | | | | 1- 0 | | 1- 0 | | NON-CONFERENCE | | 2- 0 | | 0- 0 | | 4- 0 | | | | | | | | | |
| 6- 0 | | | | 1- 0 | | 1- 0 | | HOME | | 1- 0 | | 0- 0 | | 3- 0 | | | | | | | | | |
| 0- 0 | | | | 0- 0 | | 0- 0 | | AWAY | | 0- 0 | | 0- 0 | | 0- 0 | | | | | | | | | |
| 2- 0 | | | | 0- 0 | | 0- 0 | | NEUTRAL | | 1- 0 | | 0- 0 | | 1- 0 | | | | | | | | | |
| 0- 0 | | | | 0- 0 | | 0- 0 | | CONFERENCE | | 0- 0 | | 0- 0 | | 0- 0 | | | | | | | | | |
| 0- 0 | | | | 0- 0 | | 0- 0 | | HOME | | 0- 0 | | 0- 0 | | 0- 0 | | | | | | | | | |
| 0- 0 | | | | 0- 0 | | 0- 0 | | AWAY | | 0- 0 | | 0- 0 | | 0- 0 | | | | | | | | | |
| 0- 0 | | | | 0- 0 | | 0- 0 | | NEUTRAL | | 0- 0 | | 0- 0 | | 0- 0 | | | | | | | | | |

| RPI 1-25 | | | | RPI 26-50 | | | | RPI 51-100 | | | | RPI 101+ | | | |
|---------------------------|---|--------------------|-------|-----------|---|---------------|-------|------------|---|--------------|-------|----------|---|--------------------|-------|
| RPI | S | Opponent | Score | RPI | S | Opponent | Score | RPI | S | Opponent | Score | RPI | S | Opponent | Score |
| 20 | H | Michigan | 66 55 | 33 | H | Old Domini on | 85 56 | 61 | H | Bel mont | 77 62 | 173 | H | Radford | 75 58 |
| | | | | | | | | 80 | N | Michigan St. | 78 74 | 187 | H | Vanderbil t | 74 54 |
| | | | | | | | | | | | | 197 | H | Kent St. | 78 61 |
| | | | | | | | | | | | | 222 | N | George Washi ngton | 69 61 |
| LAST 12 Division I GAMES: | | | | | | | | | | | | | | | |
| 20 | H | Michigan | 66 55 | 33 | H | Old Domini on | 85 56 | 61 | H | Bel mont | 77 62 | | | | |
| 222 | N | George Washi ngton | 69 61 | | | | | | | | | | | | |
| 80 | N | Michigan St. | 78 74 | | | | | | | | | | | | |
| 173 | H | Radford | 75 58 | | | | | | | | | | | | |
| 187 | H | Vanderbil t | 74 54 | | | | | | | | | | | | |
| 197 | H | Kent St. | 78 61 | | | | | | | | | | | | |

Non-Div I Games:

NC State

| | | | | | | | | | | |
|-------------------|----------|-----------|----------------|------------|-------------|---------------|------|------|-------|-----------|
| Average RPI Win: | 326 | WON-LOST | WINNING | LAST 10 | STRENGTH OF | OPP. STRENGTH | TEAM | ADJ. | CONF. | ADJ CONF. |
| Average RPI Loss: | 252 | RECORD | PCT. RANK | GAMES | SCHEDULE | OF SCHEDULE | RPI | RPI | RPI | RPI |
| DIV. I ONLY | 1- 8 | 323 | 0- 1 | 315 | 321 | 342 | 342 | 28 | 28 | |
| DIV. I NON-CONF. | 1- 8 | 323 | 0- 1 | 315 | 321 | 342 | 342 | 28 | 28 | |
| ----- | | | | | | | | | | |
| TOTALS | RPI 1-25 | RPI 26-50 | W-L RECORDS | RPI 51-100 | RPI 101-150 | RPI 150+ | | | | |
| 1- 8 | 0- 0 | 0- 0 | OVERALL | 0- 0 | 0- 1 | 1- 7 | | | | |
| 1- 2 | 0- 0 | 0- 0 | HOME | 0- 0 | 0- 0 | 1- 2 | | | | |
| 0- 6 | 0- 0 | 0- 0 | AWAY | 0- 0 | 0- 1 | 0- 5 | | | | |
| 0- 0 | 0- 0 | 0- 0 | NEUTRAL | 0- 0 | 0- 0 | 0- 0 | | | | |
| 1- 8 | 0- 0 | 0- 0 | NON-CONFERENCE | 0- 0 | 0- 1 | 1- 7 | | | | |
| 1- 2 | 0- 0 | 0- 0 | HOME | 0- 0 | 0- 0 | 1- 2 | | | | |
| 0- 6 | 0- 0 | 0- 0 | AWAY | 0- 0 | 0- 1 | 0- 5 | | | | |
| 0- 0 | 0- 0 | 0- 0 | NEUTRAL | 0- 0 | 0- 0 | 0- 0 | | | | |
| 0- 0 | 0- 0 | 0- 0 | CONFERENCE | 0- 0 | 0- 0 | 0- 0 | | | | |
| 0- 0 | 0- 0 | 0- 0 | HOME | 0- 0 | 0- 0 | 0- 0 | | | | |
| 0- 0 | 0- 0 | 0- 0 | AWAY | 0- 0 | 0- 0 | 0- 0 | | | | |
| 0- 0 | 0- 0 | 0- 0 | NEUTRAL | 0- 0 | 0- 0 | 0- 0 | | | | |

| RPI 1-25 | | | | RPI 26-50 | | | | RPI 51-100 | | | | RPI 101+ | | | | Team's RPI: 342 |
|---------------------------|---|----------|-------|-----------|---|---------------|-------|------------|---|----------|-------|----------|---|---------------------|-------|-----------------|
| RPI | S | Opponent | Score | RPI | S | Opponent | Score | RPI | S | Opponent | Score | RPI | S | Opponent | Score | |
| | | | | | | | | | | | | 102 | A | Penn | 42 | 85 |
| | | | | | | | | | | | | 205 | H | Southeast Mo. St. | 58 | 68 |
| | | | | | | | | | | | | 244 | A | Saint Peter's | 57 | 70 |
| | | | | | | | | | | | | 263 | A | Howard | 57 | 77 |
| | | | | | | | | | | | | 284 | A | West Virginia | 50 | 95 |
| | | | | | | | | | | | | 289 | A | Rider | 46 | 67 |
| | | | | | | | | | | | | 292 | H | Vermont | 63 | 71 |
| | | | | | | | | | | | | 326 | H | Western Caro. | 79 | 71 |
| | | | | | | | | | | | | 339 | A | Fairleigh Dickinson | 43 | 64 |
| ----- | | | | | | | | | | | | | | | | |
| LAST 12 Division I GAMES: | | | | | | | | | | | | | | | | |
| | | | | 102 | A | Penn | 42 | 85 | | | | 292 | H | Vermont | 63 | 71 |
| | | | | 284 | A | West Virginia | 50 | 95 | | | | 289 | A | Rider | 46 | 67 |
| | | | | 263 | A | Howard | 57 | 77 | | | | 205 | H | Southeast Mo. St. | 58 | 68 |
| | | | | 244 | A | Saint Peter's | 57 | 70 | | | | 326 | H | Western Caro. | 79 | 71 |
| | | | | | | | | | | | | 339 | A | Fairleigh Dickinson | 43 | 64 |

Non-Div I Games:

NJIT

| | | | | | | | | | | |
|-------------------|----------|-----------|----------------|------------|-------------|---------------|------|------|-------|-----------|
| Average RPI Win: | 295 | WON-LOST | WINNING | LAST 10 | STRENGTH OF | OPP. STRENGTH | TEAM | ADJ. | CONF. | ADJ CONF. |
| Average RPI Loss: | 142 | RECORD | PCT. RANK | GAMES | SCHEDULE | OF SCHEDULE | RPI | RPI | RPI | RPI |
| DIV. I ONLY | 2- 3 | 207 | 1- 0 | 255 | 220 | 267 | 267 | 20 | 20 | |
| DIV. I NON-CONF. | 2- 3 | 207 | 1- 0 | 255 | 220 | 267 | 267 | 20 | 20 | |
| ----- | | | | | | | | | | |
| TOTALS | RPI 1-25 | RPI 26-50 | W-L RECORDS | RPI 51-100 | RPI 101-150 | RPI 150+ | | | | |
| 2- 3 | 0- 0 | 0- 0 | OVERALL | 0- 0 | 0- 2 | 2- 1 | | | | |
| 1- 2 | 0- 0 | 0- 0 | HOME | 0- 0 | 0- 2 | 1- 0 | | | | |
| 1- 1 | 0- 0 | 0- 0 | AWAY | 0- 0 | 0- 0 | 1- 1 | | | | |
| 0- 0 | 0- 0 | 0- 0 | NEUTRAL | 0- 0 | 0- 0 | 0- 0 | | | | |
| 2- 3 | 0- 0 | 0- 0 | NON-CONFERENCE | 0- 0 | 0- 2 | 2- 1 | | | | |
| 1- 2 | 0- 0 | 0- 0 | HOME | 0- 0 | 0- 2 | 1- 0 | | | | |
| 1- 1 | 0- 0 | 0- 0 | AWAY | 0- 0 | 0- 0 | 1- 1 | | | | |
| 0- 0 | 0- 0 | 0- 0 | NEUTRAL | 0- 0 | 0- 0 | 0- 0 | | | | |
| 0- 0 | 0- 0 | 0- 0 | CONFERENCE | 0- 0 | 0- 0 | 0- 0 | | | | |
| 0- 0 | 0- 0 | 0- 0 | HOME | 0- 0 | 0- 0 | 0- 0 | | | | |
| 0- 0 | 0- 0 | 0- 0 | AWAY | 0- 0 | 0- 0 | 0- 0 | | | | |
| 0- 0 | 0- 0 | 0- 0 | NEUTRAL | 0- 0 | 0- 0 | 0- 0 | | | | |

| | | | | | | | | | | | | | | | | |
|---------------------------|---|----------|-------|-----------|---|----------|-------|------------|---|----------|-------|----------|---|-------------|-------|-----------------|
| RPI 1-25 | | | | RPI 26-50 | | | | RPI 51-100 | | | | RPI 101+ | | | | Team's RPI: 267 |
| RPI | S | Opponent | Score | RPI | S | Opponent | Score | RPI | S | Opponent | Score | RPI | S | Opponent | Score | |
| | | | | | | | | | | | | 102 | H | Penn | 61 | 65 |
| | | | | | | | | | | | | 118 | H | Marist | 48 | 72 |
| | | | | | | | | | | | | 207 | A | Norfolk St. | 58 | 65 |
| | | | | | | | | | | | | 289 | A | Rider | 66 | 60 |
| | | | | | | | | | | | | 300 | H | N. C. A&T | 72 | 49 |
| ----- | | | | | | | | | | | | | | | | |
| LAST 12 Division I GAMES: | | | | | | | | | | | | | | | | |
| | | | | | | | | | | | | 102 | H | Penn | 61 | 65 |
| | | | | | | | | | | | | 207 | A | Norfolk St. | 58 | 65 |
| | | | | | | | | | | | | 118 | H | Marist | 48 | 72 |

Non-Div I Games: Catholic 81 36

Navy

| | | | | | | | | | | |
|-------------------|----------|-----------|----------------|------------|-------------|---------------|------|------|-------|-----------|
| Average RPI Win: | 253 | WON-LOST | WINNING | LAST 10 | STRENGTH OF | OPP. STRENGTH | TEAM | ADJ. | CONF. | ADJ CONF. |
| Average RPI Loss: | 92 | RECORD | PCT. RANK | GAMES | SCHEDULE | OF SCHEDULE | RPI | RPI | RPI | RPI |
| DIV. I ONLY | 2- 5 | 246 | 0- 1 | 90 | 155 | 190 | 190 | 3 | 3 | |
| DIV. I NON-CONF. | 2- 5 | 246 | 0- 1 | 90 | 155 | 190 | 190 | 3 | 3 | |
| ----- | | | | | | | | | | |
| TOTALS | RPI 1-25 | RPI 26-50 | W-L RECORDS | RPI 51-100 | RPI 101-150 | RPI 150+ | | | | |
| 2- 5 | 0- 3 | 0- 0 | OVERALL | 0- 0 | 0- 0 | 2- 2 | | | | |
| 1- 1 | 0- 1 | 0- 0 | HOME | 0- 0 | 0- 0 | 1- 0 | | | | |
| 0- 4 | 0- 2 | 0- 0 | AWAY | 0- 0 | 0- 0 | 0- 2 | | | | |
| 1- 0 | 0- 0 | 0- 0 | NEUTRAL | 0- 0 | 0- 0 | 1- 0 | | | | |
| 2- 5 | 0- 3 | 0- 0 | NON-CONFERENCE | 0- 0 | 0- 0 | 2- 2 | | | | |
| 1- 1 | 0- 1 | 0- 0 | HOME | 0- 0 | 0- 0 | 1- 0 | | | | |
| 0- 4 | 0- 2 | 0- 0 | AWAY | 0- 0 | 0- 0 | 0- 2 | | | | |
| 1- 0 | 0- 0 | 0- 0 | NEUTRAL | 0- 0 | 0- 0 | 1- 0 | | | | |
| 0- 0 | 0- 0 | 0- 0 | CONFERENCE | 0- 0 | 0- 0 | 0- 0 | | | | |
| 0- 0 | 0- 0 | 0- 0 | HOME | 0- 0 | 0- 0 | 0- 0 | | | | |
| 0- 0 | 0- 0 | 0- 0 | AWAY | 0- 0 | 0- 0 | 0- 0 | | | | |
| 0- 0 | 0- 0 | 0- 0 | NEUTRAL | 0- 0 | 0- 0 | 0- 0 | | | | |

| RPI 1-25 | | | | RPI 26-50 | | | | RPI 51-100 | | | | RPI 101+ Team's RPI: 190 | | | |
|---------------------------|---|----------------|-------|-----------|---|------------|-------|------------|---|----------|-------|--------------------------|---|----------------|-------|
| RPI | S | Opponent | Score | RPI | S | Opponent | Score | RPI | S | Opponent | Score | RPI | S | Opponent | Score |
| 10 | A | Louisville | 68 85 | | | | | | | | | 173 | N | Radford | 77 39 |
| 11 | H | Drake | 77 83 | | | | | | | | | 179 | A | Creighton | 65 74 |
| 12 | A | Miami (FL) | 68 82 | | | | | | | | | 246 | A | Washington St. | 84 87 |
| | | | | | | | | | | | | 332 | H | USC Upstate | 87 64 |
| LAST 12 Division I GAMES: | | | | | | | | | | | | | | | |
| 12 | A | Miami (FL) | 68 82 | 179 | A | Creighton | 65 74 | | | | | | | | |
| 246 | A | Washington St. | 84 87 | 10 | A | Louisville | 68 85 | | | | | | | | |
| 332 | H | USC Upstate | 87 64 | 173 | N | Radford | 77 39 | | | | | | | | |
| 11 | H | Drake | 77 83 | | | | | | | | | | | | |

Non-Div I Games:

Nebraska

Average RPI Win: **266**
 Average RPI Loss: **100**

WON-LOST
RECORD

WINNING
PCT. RANK

LAST 10
GAMES

STRENGTH OF
SCHEDULE

OPP. STRENGTH
OF SCHEDULE

TEAM
RPI

ADJ.
RPI

CONF.
RPI

ADJ CONF.
RPI

| | | | | | | | | | |
|------------------|----------|-----------|----------------|------------|-------------|----------|-----|---|---|
| DIV. I ONLY | 1- 6 | 303 | 0- 1 | 43 | 208 | 203 | 203 | 9 | 9 |
| DIV. I NON-CONF. | 1- 6 | 303 | 0- 1 | 43 | 208 | 203 | 203 | 9 | 9 |
| TOTALS | RPI 1-25 | RPI 26-50 | W-L RECORDS | RPI 51-100 | RPI 101-150 | RPI 150+ | | | |
| 1- 6 | 0- 1 | 0- 0 | OVERALL | 0- 2 | 0- 2 | 1- 1 | | | |
| 0- 3 | 0- 1 | 0- 0 | HOME | 0- 1 | 0- 1 | 0- 0 | | | |
| 1- 1 | 0- 0 | 0- 0 | AWAY | 0- 0 | 0- 0 | 1- 1 | | | |
| 0- 2 | 0- 0 | 0- 0 | NEUTRAL | 0- 1 | 0- 1 | 0- 0 | | | |
| 1- 6 | 0- 1 | 0- 0 | NON-CONFERENCE | 0- 2 | 0- 2 | 1- 1 | | | |
| 0- 3 | 0- 1 | 0- 0 | HOME | 0- 1 | 0- 1 | 0- 0 | | | |
| 1- 1 | 0- 0 | 0- 0 | AWAY | 0- 0 | 0- 0 | 1- 1 | | | |
| 0- 2 | 0- 0 | 0- 0 | NEUTRAL | 0- 1 | 0- 1 | 0- 0 | | | |
| 0- 0 | 0- 0 | 0- 0 | CONFERENCE | 0- 0 | 0- 0 | 0- 0 | | | |
| 0- 0 | 0- 0 | 0- 0 | HOME | 0- 0 | 0- 0 | 0- 0 | | | |
| 0- 0 | 0- 0 | 0- 0 | AWAY | 0- 0 | 0- 0 | 0- 0 | | | |
| 0- 0 | 0- 0 | 0- 0 | NEUTRAL | 0- 0 | 0- 0 | 0- 0 | | | |

| RPI | S | Opponent | Score | RPI | S | Opponent | Score | RPI | S | Opponent | Score | RPI | S | Opponent | Score | Team's RPI: 203 |
|---------------------------|---|---------------|--------------|-----|---|------------------------|--------------|-----|---|------------------------|--------------|-----|---|----------------|--------------|-----------------|
| 14 | H | Col orado | 52 65 | | | | | 62 | H | Southern Cal i forni a | 51 72 | 124 | N | UC Davi s | 68 84 | |
| | | | | | | | | 96 | N | Northern Ill. | 69 98 | 147 | H | Utah | 52 74 | |
| | | | | | | | | | | | | 155 | A | Santa Clara | 48 56 | |
| | | | | | | | | | | | | 266 | A | Long Beach St. | 76 67 | |
| LAST 12 Division I GAMES: | | | | | | | | | | | | | | | | |
| 96 | N | Northern Ill. | 69 98 | 62 | H | Southern Cal i forni a | 51 72 | 14 | H | Col orado | 52 65 | 266 | A | Long Beach St. | 76 67 | |
| 124 | N | UC Davi s | 68 84 | | | | | 155 | A | Santa Clara | 48 56 | 147 | H | Utah | 52 74 | |

Non-Div I Games:

Nevada

| | | | | | | | | | | | | | | | | | | | |
|-----------------------|--|-----------------|--|-------------------|--|----------------|--|----------------------|--|---------------------------|--|----------|--|----------|--|-----------|--|---------------|--|
| Average RPI Win: 271 | | WON-LOST RECORD | | WINNING PCT. RANK | | LAST 10 GAMES | | STRENGTH OF SCHEDULE | | OPP. STRENGTH OF SCHEDULE | | TEAM RPI | | ADJ. RPI | | CONF. RPI | | ADJ CONF. RPI | |
| Average RPI Loss: 144 | | | | | | | | | | | | | | | | | | | |
| DIV. I ONLY | | 1- 7 | | 316 | | 0- 1 | | 113 | | 240 | | 279 | | 279 | | 22 | | 22 | |
| DIV. I NON-CONF. | | 1- 7 | | 316 | | 0- 1 | | 113 | | 240 | | 279 | | 279 | | 22 | | 22 | |
| TOTALS | | RPI 1-25 | | RPI 26-50 | | W-L RECORDS | | RPI 51-100 | | RPI 101-150 | | RPI 150+ | | | | | | | |
| 1- 7 | | 0- 1 | | 0- 1 | | OVERALL | | 0- 1 | | 0- 1 | | 1- 3 | | | | | | | |
| 1- 1 | | 0- 0 | | 0- 0 | | HOME | | 0- 0 | | 0- 0 | | 1- 1 | | | | | | | |
| 0- 6 | | 0- 1 | | 0- 1 | | AWAY | | 0- 1 | | 0- 1 | | 0- 2 | | | | | | | |
| 0- 0 | | 0- 0 | | 0- 0 | | NEUTRAL | | 0- 0 | | 0- 0 | | 0- 0 | | | | | | | |
| 1- 7 | | 0- 1 | | 0- 1 | | NON-CONFERENCE | | 0- 1 | | 0- 1 | | 1- 3 | | | | | | | |
| 1- 1 | | 0- 0 | | 0- 0 | | HOME | | 0- 0 | | 0- 0 | | 1- 1 | | | | | | | |
| 0- 6 | | 0- 1 | | 0- 1 | | AWAY | | 0- 1 | | 0- 1 | | 0- 2 | | | | | | | |
| 0- 0 | | 0- 0 | | 0- 0 | | NEUTRAL | | 0- 0 | | 0- 0 | | 0- 0 | | | | | | | |
| 0- 0 | | 0- 0 | | 0- 0 | | CONFERENCE | | 0- 0 | | 0- 0 | | 0- 0 | | | | | | | |
| 0- 0 | | 0- 0 | | 0- 0 | | HOME | | 0- 0 | | 0- 0 | | 0- 0 | | | | | | | |
| 0- 0 | | 0- 0 | | 0- 0 | | AWAY | | 0- 0 | | 0- 0 | | 0- 0 | | | | | | | |
| 0- 0 | | 0- 0 | | 0- 0 | | NEUTRAL | | 0- 0 | | 0- 0 | | 0- 0 | | | | | | | |

| RPI 1-25 | | | | RPI 26-50 | | | | RPI 51-100 | | | | RPI 101+ Team's RPI: 279 | | | |
|---------------------------|---|------------------|-------|-----------|---|--------------|-------|------------|---|------------|-------|--------------------------|---|------------------|-------|
| RPI | S | Opponent | Score | RPI | S | Opponent | Score | RPI | S | Opponent | Score | RPI | S | Opponent | Score |
| 16 | A | Minnesota | 47 70 | 27 | A | Northeastern | 54 69 | 81 | A | South Fla. | 36 79 | 111 | A | Boston U. | 39 60 |
| | | | | | | | | | | | | 217 | H | Sacred Heart | 60 71 |
| | | | | | | | | | | | | 223 | A | Brown | 70 76 |
| | | | | | | | | | | | | 271 | H | Bryant | 79 74 |
| | | | | | | | | | | | | 331 | A | North Dakota St. | 51 56 |
| <hr/> | | | | | | | | | | | | | | | |
| LAST 12 Division I GAMES: | | | | | | | | | | | | | | | |
| 111 | A | Boston U. | 39 60 | 81 | A | South Fla. | 36 79 | 16 | A | Minnesota | 47 70 | | | | |
| 271 | H | Bryant | 79 74 | | | | | | | | | | | | |
| 27 | A | Northeastern | 54 69 | | | | | | | | | | | | |
| 217 | H | Sacred Heart | 60 71 | | | | | | | | | | | | |
| 223 | A | Brown | 70 76 | | | | | | | | | | | | |
| 331 | A | North Dakota St. | 51 56 | | | | | | | | | | | | |

Non-Div I Games:

New Hampshire

| | | | | | | | | | | | |
|------------------|----------|------|-----------|-----------|----------------|-------------|---------------|-------------|------|----------|-----------|
| Average RPI | Win: | 160 | WON-LOST | WINNING | LAST 10 | STRENGTH OF | OPP. STRENGTH | TEAM | ADJ. | CONF. | ADJ CONF. |
| Average RPI | Loss: | 30 | RECORD | PCT. RANK | GAMES | SCHEDULE | OF SCHEDULE | RPI | RPI | RPI | RPI |
| DIV. I ONLY | | 5- 1 | | 50 | 1- 0 | 122 | 49 | 54 | 54 | 9 | 9 |
| DIV. I NON-CONF. | | 5- 1 | | 50 | 1- 0 | 122 | 49 | 54 | 54 | 9 | 9 |
| ----- | | | | | | | | | | | |
| TOTALS | RPI 1-25 | | RPI 26-50 | | W-L RECORDS | RPI 51-100 | | RPI 101-150 | | RPI 150+ | |
| 5- 1 | 0- 0 | | 0- 1 | | OVERALL | 0- 0 | | 2- 0 | | 3- 0 | |
| 4- 1 | 0- 0 | | 0- 1 | | HOME | 0- 0 | | 1- 0 | | 3- 0 | |
| 1- 0 | 0- 0 | | 0- 0 | | AWAY | 0- 0 | | 1- 0 | | 0- 0 | |
| 0- 0 | 0- 0 | | 0- 0 | | NEUTRAL | 0- 0 | | 0- 0 | | 0- 0 | |
| 5- 1 | 0- 0 | | 0- 1 | | NON-CONFERENCE | 0- 0 | | 2- 0 | | 3- 0 | |
| 4- 1 | 0- 0 | | 0- 1 | | HOME | 0- 0 | | 1- 0 | | 3- 0 | |
| 1- 0 | 0- 0 | | 0- 0 | | AWAY | 0- 0 | | 1- 0 | | 0- 0 | |
| 0- 0 | 0- 0 | | 0- 0 | | NEUTRAL | 0- 0 | | 0- 0 | | 0- 0 | |
| 0- 0 | 0- 0 | | 0- 0 | | CONFERENCE | 0- 0 | | 0- 0 | | 0- 0 | |
| 0- 0 | 0- 0 | | 0- 0 | | HOME | 0- 0 | | 0- 0 | | 0- 0 | |
| 0- 0 | 0- 0 | | 0- 0 | | AWAY | 0- 0 | | 0- 0 | | 0- 0 | |
| 0- 0 | 0- 0 | | 0- 0 | | NEUTRAL | 0- 0 | | 0- 0 | | 0- 0 | |

| RPI | S | Opponent | Score | RPI | S | Opponent | Score | RPI | S | Opponent | Score | RPI | S | Opponent | Score |
|---------------------------|---|----------|-------|-----|---|-----------|-------|-----|---|----------------|-------|-----|---|----------------|-------|
| | | | | 30 | H | Auburn | 76 79 | | | | | 129 | A | Houston | 89 84 |
| | | | | | | | | | | | | 149 | H | New Mexico St. | 83 58 |
| | | | | | | | | | | | | 167 | H | Texas St. | 82 51 |
| | | | | | | | | | | | | 175 | H | Hartford | 72 65 |
| | | | | | | | | | | | | 180 | H | Oklahoma | 84 80 |
| LAST 12 Division I GAMES: | | | | | | | | | | | | | | | |
| | | | | 167 | H | Texas St. | 82 51 | 175 | H | Hartford | 72 65 | | | | |
| | | | | | | | | 30 | H | Auburn | 76 79 | | | | |
| | | | | | | | | 149 | H | New Mexico St. | 83 58 | | | | |
| | | | | | | | | 180 | H | Oklahoma | 84 80 | | | | |
| | | | | | | | | 129 | A | Houston | 89 84 | | | | |

Non-Div I Games:

New Mexico

| | | | | | | | | | | | |
|----------------------|--|----------|-----------|-----------|----------------|--|---------------|-------------|------|----------|-----------|
| Average RPI Win: 334 | | WON-LOST | WINNING | LAST 10 | STRENGTH OF | | OPP. STRENGTH | TEAM | ADJ. | CONF. | ADJ CONF. |
| Average RPI Loss: 83 | | RECORD | PCT. RANK | GAMES | SCHEDULE | | OF SCHEDULE | RPI | RPI | RPI | RPI |
| DIV. I ONLY | | 2- 2 | 159 | 0- 1 | 109 | | 333 | 149 | 149 | 29 | 29 |
| DIV. I NON-CONF. | | 2- 2 | 159 | 0- 1 | 109 | | 333 | 149 | 149 | 29 | 29 |
| ----- | | | | | | | | | | | |
| TOTALS | | RPI 1-25 | | RPI 26-50 | W-L RECORDS | | RPI 51-100 | RPI 101-150 | | RPI 150+ | |
| 2- 2 | | 0- 0 | | 0- 0 | OVERALL | | 0- 1 | 0- 1 | | 2- 0 | |
| 0- 1 | | 0- 0 | | 0- 0 | HOME | | 0- 0 | 0- 1 | | 0- 0 | |
| 2- 1 | | 0- 0 | | 0- 0 | AWAY | | 0- 1 | 0- 0 | | 2- 0 | |
| 0- 0 | | 0- 0 | | 0- 0 | NEUTRAL | | 0- 0 | 0- 0 | | 0- 0 | |
| 2- 2 | | 0- 0 | | 0- 0 | NON-CONFERENCE | | 0- 1 | 0- 1 | | 2- 0 | |
| 0- 1 | | 0- 0 | | 0- 0 | HOME | | 0- 0 | 0- 1 | | 0- 0 | |
| 2- 1 | | 0- 0 | | 0- 0 | AWAY | | 0- 1 | 0- 0 | | 2- 0 | |
| 0- 0 | | 0- 0 | | 0- 0 | NEUTRAL | | 0- 0 | 0- 0 | | 0- 0 | |
| 0- 0 | | 0- 0 | | 0- 0 | CONFERENCE | | 0- 0 | 0- 0 | | 0- 0 | |
| 0- 0 | | 0- 0 | | 0- 0 | HOME | | 0- 0 | 0- 0 | | 0- 0 | |
| 0- 0 | | 0- 0 | | 0- 0 | AWAY | | 0- 0 | 0- 0 | | 0- 0 | |
| 0- 0 | | 0- 0 | | 0- 0 | NEUTRAL | | 0- 0 | 0- 0 | | 0- 0 | |

| RPI 1-25 | | | | RPI 26-50 | | | | RPI 51-100 | | | | RPI 101+ Team's RPI: 149 | | | | | |
|---------------------------|---|----------|-------|-----------|---|----------|-------|------------|---|-------------------|-------|--------------------------|-----|----------|-------------------|----|----|
| RPI | S | Opponent | Score | RPI | S | Opponent | Score | RPI | S | Opponent | Score | RPI | S | Opponent | Score | | |
| | | | | | | | | 54 | A | New Mexico | 58 | 83 | 112 | H | Abilene Christian | 46 | 58 |
| | | | | | | | | | | | | | 328 | A | Western Mich. | 66 | 54 |
| | | | | | | | | | | | | | 340 | A | UTEP | 69 | 65 |
| LAST 12 Division I GAMES: | | | | | | | | | | | | | | | | | |
| | | | | | | | | 54 | A | New Mexico | 58 | 83 | | | | | |
| | | | | | | | | 112 | H | Abilene Christian | 46 | 58 | | | | | |
| | | | | | | | | 340 | A | UTEP | 69 | 65 | | | | | |
| | | | | | | | | 328 | A | Western Mich. | 66 | 54 | | | | | |

Non-Div I Games: Tex. Permian Basin 70 38 Northern N.M. 101 51

New Mexico St.

| | | | | | | | | | | | |
|-----------------------|--|----------|-----------|-----------|----------------|--|---------------|-------------|------|----------|-----------|
| Average RPI Win: 295 | | WON-LOST | WINNING | LAST 10 | STRENGTH OF | | OPP. STRENGTH | TEAM | ADJ. | CONF. | ADJ CONF. |
| Average RPI Loss: 167 | | RECORD | PCT. RANK | GAMES | SCHEDULE | | OF SCHEDULE | RPI | RPI | RPI | RPI |
| DIV. I ONLY | | 1- 3 | 269 | 1- 0 | 193 | | 279 | 247 | 247 | 24 | 24 |
| DIV. I NON-CONF. | | 1- 3 | 269 | 1- 0 | 193 | | 279 | 247 | 247 | 24 | 24 |
| ----- | | | | | | | | | | | |
| TOTALS | | RPI 1-25 | | RPI 26-50 | W-L RECORDS | | RPI 51-100 | RPI 101-150 | | RPI 150+ | |
| 1- 3 | | 0- 0 | | 0- 0 | OVERALL | | 0- 0 | 0- 1 | | 1- 2 | |
| 0- 1 | | 0- 0 | | 0- 0 | HOME | | 0- 0 | 0- 0 | | 0- 1 | |
| 1- 2 | | 0- 0 | | 0- 0 | AWAY | | 0- 0 | 0- 1 | | 1- 1 | |
| 0- 0 | | 0- 0 | | 0- 0 | NEUTRAL | | 0- 0 | 0- 0 | | 0- 0 | |
| 1- 3 | | 0- 0 | | 0- 0 | NON-CONFERENCE | | 0- 0 | 0- 1 | | 1- 2 | |
| 0- 1 | | 0- 0 | | 0- 0 | HOME | | 0- 0 | 0- 0 | | 0- 1 | |
| 1- 2 | | 0- 0 | | 0- 0 | AWAY | | 0- 0 | 0- 1 | | 1- 1 | |
| 0- 0 | | 0- 0 | | 0- 0 | NEUTRAL | | 0- 0 | 0- 0 | | 0- 0 | |
| 0- 0 | | 0- 0 | | 0- 0 | CONFERENCE | | 0- 0 | 0- 0 | | 0- 0 | |
| 0- 0 | | 0- 0 | | 0- 0 | HOME | | 0- 0 | 0- 0 | | 0- 0 | |
| 0- 0 | | 0- 0 | | 0- 0 | AWAY | | 0- 0 | 0- 0 | | 0- 0 | |
| 0- 0 | | 0- 0 | | 0- 0 | NEUTRAL | | 0- 0 | 0- 0 | | 0- 0 | |

| | | | | | | | | | | | | | | | |
|------------------------------|---|----------|-------|-----------|---|----------|-------|------------|---|-------------|-------|--------------------------|---|-------------|-------|
| RPI 1-25 | | | | RPI 26-50 | | | | RPI 51-100 | | | | RPI 101+ Team's RPI: 247 | | | |
| RPI | S | Opponent | Score | RPI | S | Opponent | Score | RPI | S | Opponent | Score | RPI | S | Opponent | Score |
| | | | | | | | | | | | | 108 | A | Pi ttsburgh | 38 90 |
| | | | | | | | | | | | | 182 | A | Ri ce | 56 67 |
| | | | | | | | | | | | | 210 | H | La. -Monroe | 44 57 |
| | | | | | | | | | | | | 295 | A | Memphi s | 66 59 |
| ----- | | | | | | | | | | | | | | | |
| LAST 12 Di vi si on I GAMES: | | | | | | | | | | | | | | | |
| | | | | 295 | A | Memphi s | 66 59 | 182 | A | Ri ce | 56 67 | | | | |
| | | | | | | | | 210 | H | La. -Monroe | 44 57 | | | | |
| | | | | | | | | 108 | A | Pi ttsburgh | 38 90 | | | | |

Non-Di v I Games: Centenary (LA) 104 42 Trinity Baptist 93 38

New Orleans

| | | | | | | | | | | |
|-------------------|----------|-----------|----------------|------------|-------------|---------------|------|------|-------|-----------|
| Average RPI Win: | 341 | WON-LOST | WINNING | LAST 10 | STRENGTH OF | OPP. STRENGTH | TEAM | ADJ. | CONF. | ADJ CONF. |
| Average RPI Loss: | 182 | RECORD | PCT. RANK | GAMES | SCHEDULE | OF SCHEDULE | RPI | RPI | RPI | RPI |
| DIV. I ONLY | 1- 6 | 303 | 1- 0 | 206 | 276 | 305 | 305 | 25 | 25 | |
| DIV. I NON-CONF. | 1- 6 | 303 | 1- 0 | 206 | 276 | 305 | 305 | 25 | 25 | |
| ----- | | | | | | | | | | |
| TOTALS | RPI 1-25 | RPI 26-50 | W-L RECORDS | RPI 51-100 | RPI 101-150 | RPI 150+ | | | | |
| 1- 6 | 0- 1 | 0- 0 | OVERALL | 0- 1 | 0- 0 | 1- 4 | | | | |
| 0- 2 | 0- 0 | 0- 0 | HOME | 0- 0 | 0- 0 | 0- 2 | | | | |
| 0- 3 | 0- 1 | 0- 0 | AWAY | 0- 1 | 0- 0 | 0- 1 | | | | |
| 1- 1 | 0- 0 | 0- 0 | NEUTRAL | 0- 0 | 0- 0 | 1- 1 | | | | |
| 1- 6 | 0- 1 | 0- 0 | NON-CONFERENCE | 0- 1 | 0- 0 | 1- 4 | | | | |
| 0- 2 | 0- 0 | 0- 0 | HOME | 0- 0 | 0- 0 | 0- 2 | | | | |
| 0- 3 | 0- 1 | 0- 0 | AWAY | 0- 1 | 0- 0 | 0- 1 | | | | |
| 1- 1 | 0- 0 | 0- 0 | NEUTRAL | 0- 0 | 0- 0 | 1- 1 | | | | |
| 0- 0 | 0- 0 | 0- 0 | CONFERENCE | 0- 0 | 0- 0 | 0- 0 | | | | |
| 0- 0 | 0- 0 | 0- 0 | HOME | 0- 0 | 0- 0 | 0- 0 | | | | |
| 0- 0 | 0- 0 | 0- 0 | AWAY | 0- 0 | 0- 0 | 0- 0 | | | | |
| 0- 0 | 0- 0 | 0- 0 | NEUTRAL | 0- 0 | 0- 0 | 0- 0 | | | | |

| RPI 1-25 | | | | RPI 26-50 | | | | RPI 51-100 | | | | RPI 101+ Team's RPI: 305 | | | |
|---------------------------|---|-----------------|-------|-----------|---|------------|-------|------------|---|----------|-------|--------------------------|---|-----------------|-------|
| RPI | S | Opponent | Score | RPI | S | Opponent | Score | RPI | S | Opponent | Score | RPI | S | Opponent | Score |
| 4 | A | Iowa St. | 35 95 | | | | | 97 | A | Buffalo | 61 88 | 164 | N | Yale | 64 67 |
| | | | | | | | | | | | | 242 | H | St. Bonaventure | 48 76 |
| | | | | | | | | | | | | 263 | H | Howard | 61 68 |
| | | | | | | | | | | | | 320 | A | Saint Joseph's | 54 68 |
| | | | | | | | | | | | | 341 | N | Morgan St. | 67 57 |
| ----- | | | | | | | | | | | | | | | |
| LAST 12 Division I GAMES: | | | | | | | | | | | | | | | |
| 320 | A | Saint Joseph's | 54 68 | 341 | N | Morgan St. | 67 57 | | | | | | | | |
| 97 | A | Buffalo | 61 88 | 164 | N | Yale | 64 67 | | | | | | | | |
| 4 | A | Iowa St. | 35 95 | 263 | H | Howard | 61 68 | | | | | | | | |
| 242 | H | St. Bonaventure | 48 76 | | | | | | | | | | | | |

Non-Div I Games:

Niagara

| | | | | | | | | | | |
|-------------------|----------|-----------|----------------|------------|-------------|---------------|------|------|-------|-----------|
| Average RPI Win: | 272 | WON-LOST | WINNING | LAST 10 | STRENGTH OF | OPP. STRENGTH | TEAM | ADJ. | CONF. | ADJ CONF. |
| Average RPI Loss: | 81 | RECORD | PCT. RANK | GAMES | SCHEDULE | OF SCHEDULE | RPI | RPI | RPI | RPI |
| DIV. I ONLY | 3- 5 | 216 | 0- 1 | 171 | 146 | 183 | 183 | 24 | 24 | |
| DIV. I NON-CONF. | 3- 5 | 216 | 0- 1 | 171 | 146 | 183 | 183 | 24 | 24 | |
| ----- | | | | | | | | | | |
| TOTALS | RPI 1-25 | RPI 26-50 | W-L RECORDS | RPI 51-100 | RPI 101-150 | RPI 150+ | | | | |
| 3- 5 | 0- 1 | 0- 2 | OVERALL | 0- 0 | 0- 0 | 3- 2 | | | | |
| 1- 0 | 0- 0 | 0- 0 | HOME | 0- 0 | 0- 0 | 1- 0 | | | | |
| 1- 4 | 0- 1 | 0- 2 | AWAY | 0- 0 | 0- 0 | 1- 1 | | | | |
| 1- 1 | 0- 0 | 0- 0 | NEUTRAL | 0- 0 | 0- 0 | 1- 1 | | | | |
| 3- 5 | 0- 1 | 0- 2 | NON-CONFERENCE | 0- 0 | 0- 0 | 3- 2 | | | | |
| 1- 0 | 0- 0 | 0- 0 | HOME | 0- 0 | 0- 0 | 1- 0 | | | | |
| 1- 4 | 0- 1 | 0- 2 | AWAY | 0- 0 | 0- 0 | 1- 1 | | | | |
| 1- 1 | 0- 0 | 0- 0 | NEUTRAL | 0- 0 | 0- 0 | 1- 1 | | | | |
| 0- 0 | 0- 0 | 0- 0 | CONFERENCE | 0- 0 | 0- 0 | 0- 0 | | | | |
| 0- 0 | 0- 0 | 0- 0 | HOME | 0- 0 | 0- 0 | 0- 0 | | | | |
| 0- 0 | 0- 0 | 0- 0 | AWAY | 0- 0 | 0- 0 | 0- 0 | | | | |
| 0- 0 | 0- 0 | 0- 0 | NEUTRAL | 0- 0 | 0- 0 | 0- 0 | | | | |

| RPI 1-25 | | | | RPI 26-50 | | | | RPI 51-100 | | | | RPI 101+ | | | | Team's RPI: 183 |
|---------------------------|---|----------|--------|-----------|---|-----------|-------|------------|---|------------------|--------|----------|---|------------------|-------|-----------------|
| RPI | S | Opponent | Score | RPI | S | Opponent | Score | RPI | S | Opponent | Score | RPI | S | Opponent | Score | |
| 15 | A | Baylor | 39 100 | 26 | A | Tulane | 46 71 | | | | | 167 | A | Texas St. | 67 72 | |
| | | | | 30 | A | Auburn | 59 80 | | | | | 169 | N | Delaware | 56 71 | |
| | | | | | | | | | | | | 237 | H | Mississippi Val. | 72 47 | |
| | | | | | | | | | | | | 240 | N | Texas Southern | 58 57 | |
| | | | | | | | | | | | | 340 | A | UTEP | 58 56 | |
| ----- | | | | | | | | | | | | | | | | |
| LAST 12 Division I GAMES: | | | | | | | | | | | | | | | | |
| | | | | 169 | N | Delaware | 56 71 | 26 | A | Tulane | 46 71 | | | | | |
| | | | | 167 | A | Texas St. | 67 72 | 237 | H | Mississippi Val. | 72 47 | | | | | |
| | | | | | | | | 240 | N | Texas Southern | 58 57 | | | | | |
| | | | | | | | | 340 | A | UTEP | 58 56 | | | | | |
| | | | | | | | | 30 | A | Auburn | 59 80 | | | | | |
| | | | | | | | | 15 | A | Baylor | 39 100 | | | | | |

Non-Div I Games: Southern-N.O. 86 49

Nicholls St.

| | | | | | | | | | | |
|-----------------------|------|----------|-----------|----------------|-------------|---------------|-------------|----------|-------|-----------|
| Average RPI Win: 261 | | WON-LOST | WINNING | LAST 10 | STRENGTH OF | OPP. STRENGTH | TEAM | ADJ. | CONF. | ADJ CONF. |
| Average RPI Loss: 138 | | RECORD | PCT. RANK | GAMES | SCHEDULE | OF SCHEDULE | RPI | RPI | RPI | RPI |
| DIV. I ONLY | | 2- 4 | 230 | 1- 0 | 127 | 181 | 207 | 207 | 32 | 32 |
| DIV. I NON-CONF. | | 2- 4 | 230 | 1- 0 | 127 | 181 | 207 | 207 | 32 | 32 |
| <hr/> | | | | | | | | | | |
| TOTALS | | RPI 1-25 | RPI 26-50 | W-L RECORDS | | RPI 51-100 | RPI 101-150 | RPI 150+ | | |
| 2- 4 | 0- 0 | | 0- 1 | OVERALL | | 0- 0 | 0- 1 | 2- 2 | | |
| 1- 1 | 0- 0 | | 0- 0 | HOME | | 0- 0 | 0- 0 | 1- 1 | | |
| 0- 3 | 0- 0 | | 0- 1 | AWAY | | 0- 0 | 0- 1 | 0- 1 | | |
| 1- 0 | 0- 0 | | 0- 0 | NEUTRAL | | 0- 0 | 0- 0 | 1- 0 | | |
| <hr/> | | | | | | | | | | |
| 2- 4 | 0- 0 | | 0- 1 | NON-CONFERENCE | | 0- 0 | 0- 1 | 2- 2 | | |
| 1- 1 | 0- 0 | | 0- 0 | HOME | | 0- 0 | 0- 0 | 1- 1 | | |
| 0- 3 | 0- 0 | | 0- 1 | AWAY | | 0- 0 | 0- 1 | 0- 1 | | |
| 1- 0 | 0- 0 | | 0- 0 | NEUTRAL | | 0- 0 | 0- 0 | 1- 0 | | |
| <hr/> | | | | | | | | | | |
| 0- 0 | 0- 0 | | 0- 0 | CONFERENCE | | 0- 0 | 0- 0 | 0- 0 | | |
| 0- 0 | 0- 0 | | 0- 0 | HOME | | 0- 0 | 0- 0 | 0- 0 | | |
| 0- 0 | 0- 0 | | 0- 0 | AWAY | | 0- 0 | 0- 0 | 0- 0 | | |
| 0- 0 | 0- 0 | | 0- 0 | NEUTRAL | | 0- 0 | 0- 0 | 0- 0 | | |

| RPI 1-25 | | | | RPI 26-50 | | | | RPI 51-100 | | | | RPI 101+ Team's RPI: 207 | | | |
|---------------------------|---|----------|-------|-----------|---|-----------------|-------|------------|---|----------|-------|--------------------------|---|-----------|-------|
| RPI | S | Opponent | Score | RPI | S | Opponent | Score | RPI | S | Opponent | Score | RPI | S | Opponent | Score |
| | | | | 33 | A | Old Domini on | 53 69 | | | | | 128 | A | Lehi gh | 41 62 |
| | | | | | | | | | | | | 184 | H | Campbel l | 49 57 |
| | | | | | | | | | | | | 208 | A | Ole Mi ss | 42 60 |
| | | | | | | | | | | | | 255 | N | Li berty | 66 53 |
| | | | | | | | | | | | | 267 | H | Navy | 65 58 |
| <hr/> | | | | | | | | | | | | | | | |
| LAST 12 Division I GAMES: | | | | | | | | | | | | | | | |
| | | | | 255 | N | Li berty | 66 53 | | | | | | | | |
| | | | | 128 | A | Lehi gh | 41 62 | | | | | | | | |
| | | | | 184 | H | Campbel l | 49 57 | | | | | | | | |
| | | | | 267 | H | Navy | 65 58 | | | | | | | | |
| | | | | 33 | A | Ol d Domi ni on | 53 69 | | | | | | | | |
| | | | | 208 | A | Ole Mi ss | 42 60 | | | | | | | | |

Non-Div I Games: Cheyney 93 40

Norfolk St.

| | | | | | | | | | | | |
|------------------|----------|------|-----------|-----------|----------------|-------------|---------------|-------------|------|----------|-----------|
| Average RPI | Win: | 250 | WON-LOST | WINNING | LAST 10 | STRENGTH OF | OPP. STRENGTH | TEAM | ADJ. | CONF. | ADJ CONF. |
| Average RPI | Loss: | 40 | RECORD | PCT. RANK | GAMES | SCHEDULE | OF SCHEDULE | RPI | RPI | RPI | RPI |
| DIV. I ONLY | | 4- 1 | | 57 | 0- 1 | 321 | 53 | 137 | 137 | 28 | 28 |
| DIV. I NON-CONF. | | 4- 1 | | 57 | 0- 1 | 321 | 53 | 137 | 137 | 28 | 28 |
| ----- | | | | | | | | | | | |
| TOTALS | RPI 1-25 | | RPI 26-50 | | W-L RECORDS | RPI 51-100 | | RPI 101-150 | | RPI 150+ | |
| 4- 1 | 0- 0 | | 0- 1 | | OVERALL | 0- 0 | | 0- 0 | | 4- 0 | |
| 1- 0 | 0- 0 | | 0- 0 | | HOME | 0- 0 | | 0- 0 | | 1- 0 | |
| 2- 1 | 0- 0 | | 0- 1 | | AWAY | 0- 0 | | 0- 0 | | 2- 0 | |
| 1- 0 | 0- 0 | | 0- 0 | | NEUTRAL | 0- 0 | | 0- 0 | | 1- 0 | |
| 4- 1 | 0- 0 | | 0- 1 | | NON-CONFERENCE | 0- 0 | | 0- 0 | | 4- 0 | |
| 1- 0 | 0- 0 | | 0- 0 | | HOME | 0- 0 | | 0- 0 | | 1- 0 | |
| 2- 1 | 0- 0 | | 0- 1 | | AWAY | 0- 0 | | 0- 0 | | 2- 0 | |
| 1- 0 | 0- 0 | | 0- 0 | | NEUTRAL | 0- 0 | | 0- 0 | | 1- 0 | |
| 0- 0 | 0- 0 | | 0- 0 | | CONFERENCE | 0- 0 | | 0- 0 | | 0- 0 | |
| 0- 0 | 0- 0 | | 0- 0 | | HOME | 0- 0 | | 0- 0 | | 0- 0 | |
| 0- 0 | 0- 0 | | 0- 0 | | AWAY | 0- 0 | | 0- 0 | | 0- 0 | |
| 0- 0 | 0- 0 | | 0- 0 | | NEUTRAL | 0- 0 | | 0- 0 | | 0- 0 | |

| | | | | | | | | | | | | | | | |
|---------------------------|---|----------|-------|-----------|---|----------|-------|------------|---|-------------------|-------|--------------------------|---|-------------------|-------|
| RPI 1-25 | | | | RPI 26-50 | | | | RPI 51-100 | | | | RPI 101+ Team's RPI: 137 | | | |
| RPI | S | Opponent | Score | RPI | S | Opponent | Score | RPI | S | Opponent | Score | RPI | S | Opponent | Score |
| | | | | 40 | A | Xavier | 81 94 | | | | | 187 | A | Vanderbil t | 74 71 |
| | | | | | | | | | | | | 205 | N | Southeast Mo. St. | 80 67 |
| | | | | | | | | | | | | 280 | H | Al abama St. | 68 42 |
| | | | | | | | | | | | | 326 | A | Western Caro. | 89 66 |
| ----- | | | | | | | | | | | | | | | |
| LAST 12 Division I GAMES: | | | | | | | | | | | | | | | |
| | | | | | | | | 40 | A | Xavier | 81 94 | | | | |
| | | | | | | | | 326 | A | Western Caro. | 89 66 | | | | |
| | | | | | | | | 205 | N | Southeast Mo. St. | 80 67 | | | | |
| | | | | | | | | 280 | H | Al abama St. | 68 42 | | | | |
| | | | | | | | | 187 | A | Vanderbil t | 74 71 | | | | |

Non-Div I Games: Stillman 99 43 Lane 98 57 Blue Mountain (MS) 70 42

North Ala.

| Average RPI | Win: | 114 | WON-LOST | WINNING | LAST 10 | STRENGTH OF | OPP. STRENGTH | TEAM | ADJ. | CONF. | ADJ CONF. |
|------------------|----------|------|-----------|-----------|----------------|-------------|---------------|-------------|------|----------|-----------|
| Average RPI | Loss: | 42 | RECORD | PCT. RANK | GAMES | SCHEDULE | OF SCHEDULE | RPI | RPI | RPI | RPI |
| DIV. I ONLY | | 5- 4 | | 150 | 0- 1 | 24 | 50 | 32 | 32 | 1 | 1 |
| DIV. I NON-CONF. | | 5- 4 | | 150 | 0- 1 | 24 | 50 | 32 | 32 | 1 | 1 |
| ----- | | | | | | | | | | | |
| TOTALS | RPI 1-25 | | RPI 26-50 | | W-L RECORDS | RPI 51-100 | | RPI 101-150 | | RPI 150+ | |
| 5- 4 | 0- 2 | | 1- 0 | | OVERALL | 2- 2 | | 0- 0 | | 2- 0 | |
| 2- 1 | 0- 0 | | 1- 0 | | HOME | 0- 1 | | 0- 0 | | 1- 0 | |
| 1- 2 | 0- 1 | | 0- 0 | | AWAY | 0- 1 | | 0- 0 | | 1- 0 | |
| 2- 1 | 0- 1 | | 0- 0 | | NEUTRAL | 2- 0 | | 0- 0 | | 0- 0 | |
| 5- 4 | 0- 2 | | 1- 0 | | NON-CONFERENCE | 2- 2 | | 0- 0 | | 2- 0 | |
| 2- 1 | 0- 0 | | 1- 0 | | HOME | 0- 1 | | 0- 0 | | 1- 0 | |
| 1- 2 | 0- 1 | | 0- 0 | | AWAY | 0- 1 | | 0- 0 | | 1- 0 | |
| 2- 1 | 0- 1 | | 0- 0 | | NEUTRAL | 2- 0 | | 0- 0 | | 0- 0 | |
| 0- 0 | 0- 0 | | 0- 0 | | CONFERENCE | 0- 0 | | 0- 0 | | 0- 0 | |
| 0- 0 | 0- 0 | | 0- 0 | | HOME | 0- 0 | | 0- 0 | | 0- 0 | |
| 0- 0 | 0- 0 | | 0- 0 | | AWAY | 0- 0 | | 0- 0 | | 0- 0 | |
| 0- 0 | 0- 0 | | 0- 0 | | NEUTRAL | 0- 0 | | 0- 0 | | 0- 0 | |

| RPI 1-25 | | | | RPI 26-50 | | | | RPI 51-100 | | | | RPI 101+ | | | |
|---------------------------|---|------------|-------|-----------|---|----------|-------|------------|---|------------|--------|----------|---|----------|--------|
| RPI | S | Opponent | Score | RPI | S | Opponent | Score | RPI | S | Opponent | Score | RPI | S | Opponent | Score |
| 14 | A | Col orado | 74 86 | 41 | H | VCU | 59 47 | 58 | H | Maine | 73 85 | 188 | A | El on | 100 69 |
| 22 | N | Kentucky | 75 85 | | | | | 65 | N | UCLA | 83 49 | 197 | H | Kent St. | 73 60 |
| | | | | | | | | 75 | A | Ohio St. | 69 76 | | | | |
| | | | | | | | | 81 | N | South Fla. | 71 69 | | | | |
| ----- | | | | | | | | | | | | | | | |
| LAST 12 Division I GAMES: | | | | | | | | | | | | | | | |
| 75 | A | Ohio St. | 69 76 | 58 | H | Maine | 73 85 | 197 | H | Kent St. | 73 60 | | | | |
| 22 | N | Kentucky | 75 85 | | | | | 188 | A | El on | 100 69 | | | | |
| 81 | N | South Fla. | 71 69 | | | | | | | | | | | | |
| 65 | N | UCLA | 83 49 | | | | | | | | | | | | |
| 14 | A | Col orado | 74 86 | | | | | | | | | | | | |
| 41 | H | VCU | 59 47 | | | | | | | | | | | | |

Non-Div I Games:

North Carolina

| | | | | | | | | | | |
|-------------------|----------|-----------|----------------|------------|-------------|---------------|------|------|-------|-----------|
| Average RPI Win: | 223 | WON-LOST | WINNING | LAST 10 | STRENGTH OF | OPP. STRENGTH | TEAM | ADJ. | CONF. | ADJ CONF. |
| Average RPI Loss: | 105 | RECORD | PCT. RANK | GAMES | SCHEDULE | OF SCHEDULE | RPI | RPI | RPI | RPI |
| DIV. I ONLY | 2- 5 | 246 | 0- 1 | 97 | 107 | 136 | 136 | 12 | 12 | |
| DIV. I NON-CONF. | 2- 5 | 246 | 0- 1 | 97 | 107 | 136 | 136 | 12 | 12 | |
| ----- | | | | | | | | | | |
| TOTALS | RPI 1-25 | RPI 26-50 | W-L RECORDS | RPI 51-100 | RPI 101-150 | RPI 150+ | | | | |
| 2- 5 | 0- 1 | 0- 0 | OVERALL | 0- 3 | 0- 0 | 2- 1 | | | | |
| 0- 0 | 0- 0 | 0- 0 | HOME | 0- 0 | 0- 0 | 0- 0 | | | | |
| 2- 5 | 0- 1 | 0- 0 | AWAY | 0- 3 | 0- 0 | 2- 1 | | | | |
| 0- 0 | 0- 0 | 0- 0 | NEUTRAL | 0- 0 | 0- 0 | 0- 0 | | | | |
| 2- 5 | 0- 1 | 0- 0 | NON-CONFERENCE | 0- 3 | 0- 0 | 2- 1 | | | | |
| 0- 0 | 0- 0 | 0- 0 | HOME | 0- 0 | 0- 0 | 0- 0 | | | | |
| 2- 5 | 0- 1 | 0- 0 | AWAY | 0- 3 | 0- 0 | 2- 1 | | | | |
| 0- 0 | 0- 0 | 0- 0 | NEUTRAL | 0- 0 | 0- 0 | 0- 0 | | | | |
| 0- 0 | 0- 0 | 0- 0 | CONFERENCE | 0- 0 | 0- 0 | 0- 0 | | | | |
| 0- 0 | 0- 0 | 0- 0 | HOME | 0- 0 | 0- 0 | 0- 0 | | | | |
| 0- 0 | 0- 0 | 0- 0 | AWAY | 0- 0 | 0- 0 | 0- 0 | | | | |
| 0- 0 | 0- 0 | 0- 0 | NEUTRAL | 0- 0 | 0- 0 | 0- 0 | | | | |

| RPI 1-25 | | | | RPI 26-50 | | | | RPI 51-100 | | | | RPI 101+ Team's RPI: 136 | | | |
|---------------------------|---|--------------|-------|-----------|---|---------------|-------|------------|---|--------------|-------|--------------------------|---|---------------|-------|
| RPI | S | Opponent | Score | RPI | S | Opponent | Score | RPI | S | Opponent | Score | RPI | S | Opponent | Score |
| 7 | A | Syracuse | 49 85 | | | | | 72 | A | Penn St. | 68 75 | 170 | A | Massachusetts | 59 52 |
| | | | | | | | | 87 | A | UNI | 60 64 | 270 | A | Illinois St. | 55 67 |
| | | | | | | | | 89 | A | Rhode Island | 63 77 | 276 | A | Valparaiso | 62 56 |
| ----- | | | | | | | | | | | | | | | |
| LAST 12 Division I GAMES: | | | | | | | | | | | | | | | |
| 270 | A | Illinois St. | 55 67 | 87 | A | UNI | 60 64 | | | | | | | | |
| 276 | A | Valparaiso | 62 56 | 170 | A | Massachusetts | 59 52 | | | | | | | | |
| 7 | A | Syracuse | 49 85 | 89 | A | Rhode Island | 63 77 | | | | | | | | |
| | | | | 72 | A | Penn St. | 68 75 | | | | | | | | |

Non-Div I Games:

North Dakota

| | | | | | | | | | | | | |
|-----------------------|--|----------|-----------|-----------|----------------|-------------|------------|---------------|-------------|------|----------|-----------|
| Average RPI Win: 279 | | | WON-LOST | WINNING | LAST 10 | STRENGTH OF | | OPP. STRENGTH | TEAM | ADJ. | CONF. | ADJ CONF. |
| Average RPI Loss: 151 | | | RECORD | PCT. RANK | GAMES | SCHEDULE | | OF SCHEDULE | RPI | RPI | RPI | RPI |
| DIV. I ONLY | | | 1- 6 | 303 | 0- 1 | 308 | | 108 | 331 | 331 | 12 | 12 |
| DIV. I NON-CONF. | | | 1- 6 | 303 | 0- 1 | 308 | | 108 | 331 | 331 | 12 | 12 |
| ----- | | | | | | | | | | | | |
| TOTALS | | RPI 1-25 | RPI 26-50 | | W-L RECORDS | | RPI 51-100 | | RPI 101-150 | | RPI 150+ | |
| 1- 6 | | 0- 0 | 0- 1 | | OVERALL | | 0- 1 | | 0- 1 | | 1- 3 | |
| 1- 2 | | 0- 0 | 0- 0 | | HOME | | 0- 0 | | 0- 0 | | 1- 2 | |
| 0- 3 | | 0- 0 | 0- 1 | | AWAY | | 0- 1 | | 0- 1 | | 0- 0 | |
| 0- 1 | | 0- 0 | 0- 0 | | NEUTRAL | | 0- 0 | | 0- 0 | | 0- 1 | |
| 1- 6 | | 0- 0 | 0- 1 | | NON-CONFERENCE | | 0- 1 | | 0- 1 | | 1- 3 | |
| 1- 2 | | 0- 0 | 0- 0 | | HOME | | 0- 0 | | 0- 0 | | 1- 2 | |
| 0- 3 | | 0- 0 | 0- 1 | | AWAY | | 0- 1 | | 0- 1 | | 0- 0 | |
| 0- 1 | | 0- 0 | 0- 0 | | NEUTRAL | | 0- 0 | | 0- 0 | | 0- 1 | |
| 0- 0 | | 0- 0 | 0- 0 | | CONFERENCE | | 0- 0 | | 0- 0 | | 0- 0 | |
| 0- 0 | | 0- 0 | 0- 0 | | HOME | | 0- 0 | | 0- 0 | | 0- 0 | |
| 0- 0 | | 0- 0 | 0- 0 | | AWAY | | 0- 0 | | 0- 0 | | 0- 0 | |
| 0- 0 | | 0- 0 | 0- 0 | | NEUTRAL | | 0- 0 | | 0- 0 | | 0- 0 | |

| RPI 1-25 | | | | RPI 26-50 | | | | RPI 51-100 | | | | RPI 101+ | | | | Team's RPI: 331 |
|---------------------------|---|----------|-------|-----------|---|---------------|-------|------------|---|---------------|-------|----------|---|---------------|-------|-----------------|
| RPI | S | Opponent | Score | RPI | S | Opponent | Score | RPI | S | Opponent | Score | RPI | S | Opponent | Score | |
| | | | | 36 | A | Pacific | 68 75 | 96 | A | Northern Ill. | 63 81 | 130 | A | Wisconsin | 53 64 | |
| | | | | | | | | | | | | 179 | H | Creighton | 51 86 | |
| | | | | | | | | | | | | 226 | H | UMKC | 59 69 | |
| | | | | | | | | | | | | 241 | N | North Texas | 78 92 | |
| | | | | | | | | | | | | 279 | H | New Hampshire | 56 51 | |
| LAST 12 Division I GAMES: | | | | | | | | | | | | | | | | |
| | | | | 226 | H | UMKC | 59 69 | 36 | A | Pacific | 68 75 | 130 | A | Wisconsin | 53 64 | |
| | | | | 96 | A | Northern Ill. | 63 81 | 279 | H | New Hampshire | 56 51 | 179 | H | Creighton | 51 86 | |
| | | | | 241 | N | North Texas | 78 92 | | | | | | | | | |

Non-Div I Games: Mayville St. 49 43

North Dakota St.

| | | | | | | | | | | | | | | | | | | | |
|----------------------|--|----------|--|-----------|--|----------------|--|-------------|--|---------------|--|----------|--|------|--|-------|--|-----------|--|
| Average RPI Win: 341 | | WON-LOST | | WINNING | | LAST 10 | | STRENGTH OF | | OPP. STRENGTH | | TEAM | | ADJ. | | CONF. | | ADJ CONF. | |
| Average RPI Loss: 86 | | RECORD | | PCT. RANK | | GAMES | | SCHEDULE | | OF SCHEDULE | | RPI | | RPI | | RPI | | RPI | |
| DIV. I ONLY | | 2- 3 | | 207 | | 0- 1 | | 265 | | 237 | | 265 | | 265 | | 28 | | 28 | |
| DIV. I NON-CONF. | | 2- 3 | | 207 | | 0- 1 | | 265 | | 237 | | 265 | | 265 | | 28 | | 28 | |
| ----- | | | | | | | | | | | | | | | | | | | |
| TOTALS | | RPI 1-25 | | RPI 26-50 | | W-L RECORDS | | RPI 51-100 | | RPI 101-150 | | RPI 150+ | | | | | | | |
| 2- 3 | | 0- 0 | | 0- 1 | | OVERALL | | 0- 1 | | 0- 0 | | 2- 1 | | | | | | | |
| 2- 0 | | 0- 0 | | 0- 0 | | HOME | | 0- 0 | | 0- 0 | | 2- 0 | | | | | | | |
| 0- 3 | | 0- 0 | | 0- 1 | | AWAY | | 0- 1 | | 0- 0 | | 0- 1 | | | | | | | |
| 0- 0 | | 0- 0 | | 0- 0 | | NEUTRAL | | 0- 0 | | 0- 0 | | 0- 0 | | | | | | | |
| 2- 3 | | 0- 0 | | 0- 1 | | NON-CONFERENCE | | 0- 1 | | 0- 0 | | 2- 1 | | | | | | | |
| 2- 0 | | 0- 0 | | 0- 0 | | HOME | | 0- 0 | | 0- 0 | | 2- 0 | | | | | | | |
| 0- 3 | | 0- 0 | | 0- 1 | | AWAY | | 0- 1 | | 0- 0 | | 0- 1 | | | | | | | |
| 0- 0 | | 0- 0 | | 0- 0 | | NEUTRAL | | 0- 0 | | 0- 0 | | 0- 0 | | | | | | | |
| 0- 0 | | 0- 0 | | 0- 0 | | CONFERENCE | | 0- 0 | | 0- 0 | | 0- 0 | | | | | | | |
| 0- 0 | | 0- 0 | | 0- 0 | | HOME | | 0- 0 | | 0- 0 | | 0- 0 | | | | | | | |
| 0- 0 | | 0- 0 | | 0- 0 | | AWAY | | 0- 0 | | 0- 0 | | 0- 0 | | | | | | | |
| 0- 0 | | 0- 0 | | 0- 0 | | NEUTRAL | | 0- 0 | | 0- 0 | | 0- 0 | | | | | | | |

| RPI 1-25 | | | | RPI 26-50 | | | | RPI 51-100 | | | | RPI 101+ Team's RPI: 265 | | | |
|---------------------------|---|----------|-------|-----------|---|-------------|-------|------------|---|----------------|-------|--------------------------|---|----------------|-------|
| RPI | S | Opponent | Score | RPI | S | Opponent | Score | RPI | S | Opponent | Score | RPI | S | Opponent | Score |
| | | | | 34 | A | Indiana | 52 75 | 66 | A | Florida St. | 53 74 | 158 | A | Colorado St. | 59 61 |
| | | | | | | | | | | | | 335 | H | Florida A&M | 64 53 |
| | | | | | | | | | | | | 346 | H | Charleston So. | 82 76 |
| LAST 12 Division I GAMES: | | | | | | | | | | | | | | | |
| | | | | 34 | A | Indiana | 52 75 | 158 | A | Colorado St. | 59 61 | | | | |
| | | | | 335 | H | Florida A&M | 64 53 | 346 | H | Charleston So. | 82 76 | | | | |
| | | | | 66 | A | Florida St. | 53 74 | | | | | | | | |

Non-Div I Games: Trinity Baptist 99 40

North Florida

| | | | | | | | | | | |
|-------------------|----------|-----------|----------------|------------|-------------|---------------|------|------|-------|-----------|
| Average RPI Win: | 300 | WON-LOST | WINNING | LAST 10 | STRENGTH OF | OPP. STRENGTH | TEAM | ADJ. | CONF. | ADJ CONF. |
| Average RPI Loss: | 93 | RECORD | PCT. RANK | GAMES | SCHEDULE | OF SCHEDULE | RPI | RPI | RPI | RPI |
| DIV. I ONLY | 2- 4 | 230 | 1- 0 | 201 | 117 | 241 | 241 | 17 | 17 | |
| DIV. I NON-CONF. | 2- 4 | 230 | 1- 0 | 201 | 117 | 241 | 241 | 17 | 17 | |
| ----- | | | | | | | | | | |
| TOTALS | RPI 1-25 | RPI 26-50 | W-L RECORDS | RPI 51-100 | RPI 101-150 | RPI 150+ | | | | |
| 2- 4 | 0- 1 | 0- 1 | OVERALL | 0- 0 | 0- 1 | 2- 1 | | | | |
| 1- 1 | 0- 0 | 0- 1 | HOME | 0- 0 | 0- 0 | 1- 0 | | | | |
| 0- 2 | 0- 0 | 0- 0 | AWAY | 0- 0 | 0- 1 | 0- 1 | | | | |
| 1- 1 | 0- 1 | 0- 0 | NEUTRAL | 0- 0 | 0- 0 | 1- 0 | | | | |
| 2- 4 | 0- 1 | 0- 1 | NON-CONFERENCE | 0- 0 | 0- 1 | 2- 1 | | | | |
| 1- 1 | 0- 0 | 0- 1 | HOME | 0- 0 | 0- 0 | 1- 0 | | | | |
| 0- 2 | 0- 0 | 0- 0 | AWAY | 0- 0 | 0- 1 | 0- 1 | | | | |
| 1- 1 | 0- 1 | 0- 0 | NEUTRAL | 0- 0 | 0- 0 | 1- 0 | | | | |
| 0- 0 | 0- 0 | 0- 0 | CONFERENCE | 0- 0 | 0- 0 | 0- 0 | | | | |
| 0- 0 | 0- 0 | 0- 0 | HOME | 0- 0 | 0- 0 | 0- 0 | | | | |
| 0- 0 | 0- 0 | 0- 0 | AWAY | 0- 0 | 0- 0 | 0- 0 | | | | |
| 0- 0 | 0- 0 | 0- 0 | NEUTRAL | 0- 0 | 0- 0 | 0- 0 | | | | |

N
o
r
t
h
T
e
x
a
s

N
o
r
t
h
T
e
x
a
s

| RPI 1-25 | | | | RPI 26-50 | | | | RPI 51-100 | | | | RPI 101+ Team's RPI: 241 | | | |
|---------------------------|---|------------------|-------|-----------|---|----------|-------|------------|---|------------|-------|--------------------------|---|------------------|-------|
| RPI | S | Opponent | Score | RPI | S | Opponent | Score | RPI | S | Opponent | Score | RPI | S | Opponent | Score |
| 24 | N | Wyomi ng | 49 53 | 38 | H | Texas | 54 64 | | | | | 148 | A | Kansas St. | 42 60 |
| | | | | | | | | | | | | 161 | A | SMU | 66 73 |
| | | | | | | | | | | | | 268 | H | Missouri St. | 83 76 |
| | | | | | | | | | | | | 331 | N | North Dakota St. | 92 78 |
| ----- | | | | | | | | | | | | | | | |
| LAST 12 Division I GAMES: | | | | | | | | | | | | | | | |
| 268 | H | Missouri St. | 83 76 | 24 | N | Wyomi ng | 49 53 | 148 | A | Kansas St. | 42 60 | 38 | H | Texas | 54 64 |
| 161 | A | SMU | 66 73 | | | | | | | | | | | | |
| 331 | N | North Dakota St. | 92 78 | | | | | | | | | | | | |

Non-Div I Games: Mid-Amer. Christian82 35

North Texas

| Average RPI Win: 158 | | WON-LOST | WINNING | LAST 10 | STRENGTH OF | OPP. STRENGTH | TEAM | ADJ. | CONF. | ADJ CONF. |
|----------------------|----------|----------|-----------|---------|----------------|---------------|------------|------|-------------|-----------|
| Loss: 0 | | RECORD | PCT. RANK | GAMES | SCHEDULE | OF SCHEDULE | RPI | RPI | RPI | RPI |
| DIV. I ONLY | | 7- 0 | 1 | 1- 0 | 226 | 17 | 27 | 27 | 13 | 13 |
| DIV. I NON-CONF. | | 7- 0 | 1 | 1- 0 | 226 | 17 | 27 | 27 | 13 | 13 |
| TOTALS | RPI 1-25 | | RPI 26-50 | | W-L RECORDS | | RPI 51-100 | | RPI 101-150 | RPI 150+ |
| 7- 0 | 0- 0 | | 0- 0 | | OVERALL | | 0- 0 | | 4- 0 | 3- 0 |
| 5- 0 | 0- 0 | | 0- 0 | | HOME | | 0- 0 | | 3- 0 | 2- 0 |
| 2- 0 | 0- 0 | | 0- 0 | | AWAY | | 0- 0 | | 1- 0 | 1- 0 |
| 0- 0 | 0- 0 | | 0- 0 | | NEUTRAL | | 0- 0 | | 0- 0 | 0- 0 |
| 7- 0 | 0- 0 | | 0- 0 | | NON-CONFERENCE | | 0- 0 | | 4- 0 | 3- 0 |
| 5- 0 | 0- 0 | | 0- 0 | | HOME | | 0- 0 | | 3- 0 | 2- 0 |
| 2- 0 | 0- 0 | | 0- 0 | | AWAY | | 0- 0 | | 1- 0 | 1- 0 |
| 0- 0 | 0- 0 | | 0- 0 | | NEUTRAL | | 0- 0 | | 0- 0 | 0- 0 |
| 0- 0 | 0- 0 | | 0- 0 | | CONFERENCE | | 0- 0 | | 0- 0 | 0- 0 |
| 0- 0 | 0- 0 | | 0- 0 | | HOME | | 0- 0 | | 0- 0 | 0- 0 |
| 0- 0 | 0- 0 | | 0- 0 | | AWAY | | 0- 0 | | 0- 0 | 0- 0 |
| 0- 0 | 0- 0 | | 0- 0 | | NEUTRAL | | 0- 0 | | 0- 0 | 0- 0 |

| RPI 1-25 | | | | RPI 26-50 | | | | Team's RPI: 27 | | | | RPI 51-100 | | | | RPI 101+ | | | |
|----------|---|----------|-------|-----------|---|---------------|-------|---------------------------|---|---------------|-------|------------|---|----------|-------|----------|---|----------|-------|
| RPI | S | Opponent | Score | RPI | S | Opponent | Score | RPI | S | Opponent | Score | RPI | S | Opponent | Score | RPI | S | Opponent | Score |
| | | | | | | | | LAST 12 Division I GAMES: | | | | | | | | | | | |
| | | | | 279 | H | New Hampshire | 69 54 | 170 | H | Massachusetts | 53 52 | | | | | | | | |
| | | | | 141 | A | Dayton | 84 79 | 172 | A | Florida | 79 66 | | | | | | | | |
| | | | | 106 | H | Fordham | 58 54 | 125 | H | Air Force | 54 41 | | | | | | | | |
| | | | | 111 | H | Boston U. | 81 51 | | | | | | | | | | | | |

Non-Div I Games:

Northeastern

| | | | | | | | | | | |
|-------------------|----------|-----------|----------------|------------|-------------|---------------|------|------|-------|-----------|
| Average RPI Win: | 193 | WON-LOST | WINNING | LAST 10 | STRENGTH OF | OPP. STRENGTH | TEAM | ADJ. | CONF. | ADJ CONF. |
| Average RPI Loss: | 114 | RECORD | PCT. RANK | GAMES | SCHEDULE | OF SCHEDULE | RPI | RPI | RPI | RPI |
| DIV. I ONLY | 4- 2 | 100 | 0- 1 | 204 | 98 | 114 | 114 | 10 | 10 | |
| DIV. I NON-CONF. | 4- 2 | 100 | 0- 1 | 204 | 98 | 114 | 114 | 10 | 10 | |
| ----- | | | | | | | | | | |
| TOTALS | RPI 1-25 | RPI 26-50 | W-L RECORDS | RPI 51-100 | RPI 101-150 | RPI 150+ | | | | |
| 4- 2 | 0- 0 | 0- 0 | OVERALL | 1- 1 | 1- 0 | 2- 1 | | | | |
| 2- 0 | 0- 0 | 0- 0 | HOME | 0- 0 | 1- 0 | 1- 0 | | | | |
| 2- 1 | 0- 0 | 0- 0 | AWAY | 1- 1 | 0- 0 | 1- 0 | | | | |
| 0- 1 | 0- 0 | 0- 0 | NEUTRAL | 0- 0 | 0- 0 | 0- 1 | | | | |
| 4- 2 | 0- 0 | 0- 0 | NON-CONFERENCE | 1- 1 | 1- 0 | 2- 1 | | | | |
| 2- 0 | 0- 0 | 0- 0 | HOME | 0- 0 | 1- 0 | 1- 0 | | | | |
| 2- 1 | 0- 0 | 0- 0 | AWAY | 1- 1 | 0- 0 | 1- 0 | | | | |
| 0- 1 | 0- 0 | 0- 0 | NEUTRAL | 0- 0 | 0- 0 | 0- 1 | | | | |
| 0- 0 | 0- 0 | 0- 0 | CONFERENCE | 0- 0 | 0- 0 | 0- 0 | | | | |
| 0- 0 | 0- 0 | 0- 0 | HOME | 0- 0 | 0- 0 | 0- 0 | | | | |
| 0- 0 | 0- 0 | 0- 0 | AWAY | 0- 0 | 0- 0 | 0- 0 | | | | |
| 0- 0 | 0- 0 | 0- 0 | NEUTRAL | 0- 0 | 0- 0 | 0- 0 | | | | |

| RPI 1-25 | | | | RPI 26-50 | | | | RPI 51-100 | | | | RPI 101+ | | | | Team's RPI: 114 |
|---------------------------|---|----------|-------|-----------|---|------------------|-------|------------|---|------------------------|-------|----------|---|------------------------|-------|-----------------|
| RPI | S | Opponent | Score | RPI | S | Opponent | Score | RPI | S | Opponent | Score | RPI | S | Opponent | Score | |
| | | | | | | | | 67 | A | Washington | 59 81 | 113 | H | Fresno St. | 86 73 | |
| | | | | | | | | 91 | A | Loyola Marymount | 63 62 | 161 | N | SMU | 48 55 | |
| | | | | | | | | | | | | 260 | A | Seattle U | 65 58 | |
| | | | | | | | | | | | | 307 | H | Cal i forn i a Baptist | 91 88 | |
| ----- | | | | | | | | | | | | | | | | |
| LAST 12 Division I GAMES: | | | | | | | | | | | | | | | | |
| | | | | 161 | N | SMU | 48 55 | 307 | H | Cal i forn i a Baptist | 91 88 | | | | | |
| | | | | 91 | A | Loyola Marymount | 63 62 | 67 | A | Washington | 59 81 | | | | | |
| | | | | | | | | 260 | A | Seattle U | 65 58 | | | | | |
| | | | | | | | | 113 | H | Fresno St. | 86 73 | | | | | |

Non-Div I Games:

Northern Ariz.

| | | | | | | | | | | | |
|------------------|----------|------|-----------|-----------|----------------|-------------|---------------|-------------|------|----------|-----------|
| Average RPI | Win: | 163 | WON-LOST | WINNING | LAST 10 | STRENGTH OF | OPP. STRENGTH | TEAM | ADJ. | CONF. | ADJ CONF. |
| Average RPI | Loss: | 56 | RECORD | PCT. RANK | GAMES | SCHEDULE | OF SCHEDULE | RPI | RPI | RPI | RPI |
| DIV. I ONLY | | 4- 3 | | 139 | 1- 0 | 75 | 39 | 43 | 43 | 10 | 10 |
| DIV. I NON-CONF. | | 4- 3 | | 139 | 1- 0 | 75 | 39 | 43 | 43 | 10 | 10 |
| ----- | | | | | | | | | | | |
| TOTALS | RPI 1-25 | | RPI 26-50 | | W-L RECORDS | RPI 51-100 | | RPI 101-150 | | RPI 150+ | |
| 4- 3 | 0- 1 | | 0- 1 | | OVERALL | 1- 0 | | 0- 1 | | 3- 0 | |
| 2- 0 | 0- 0 | | 0- 0 | | HOME | 1- 0 | | 0- 0 | | 1- 0 | |
| 2- 3 | 0- 1 | | 0- 1 | | AWAY | 0- 0 | | 0- 1 | | 2- 0 | |
| 0- 0 | 0- 0 | | 0- 0 | | NEUTRAL | 0- 0 | | 0- 0 | | 0- 0 | |
| 4- 3 | 0- 1 | | 0- 1 | | NON-CONFERENCE | 1- 0 | | 0- 1 | | 3- 0 | |
| 2- 0 | 0- 0 | | 0- 0 | | HOME | 1- 0 | | 0- 0 | | 1- 0 | |
| 2- 3 | 0- 1 | | 0- 1 | | AWAY | 0- 0 | | 0- 1 | | 2- 0 | |
| 0- 0 | 0- 0 | | 0- 0 | | NEUTRAL | 0- 0 | | 0- 0 | | 0- 0 | |
| 0- 0 | 0- 0 | | 0- 0 | | CONFERENCE | 0- 0 | | 0- 0 | | 0- 0 | |
| 0- 0 | 0- 0 | | 0- 0 | | HOME | 0- 0 | | 0- 0 | | 0- 0 | |
| 0- 0 | 0- 0 | | 0- 0 | | AWAY | 0- 0 | | 0- 0 | | 0- 0 | |
| 0- 0 | 0- 0 | | 0- 0 | | NEUTRAL | 0- 0 | | 0- 0 | | 0- 0 | |

| RPI 1-25 | | | | RPI 26-50 | | | | Team's RPI: 43 | | | | RPI 51-100 | | | | RPI 101+ | | | |
|---------------------------|---|----------------|-------|-----------|---|------------|-------|----------------|--|--|--|------------|---|----------|-------|----------|---|----------------|-------|
| RPI | S | Opponent | Score | RPI | S | Opponent | Score | | | | | RPI | S | Opponent | Score | RPI | S | Opponent | Score |
| 14 | A | Col orado | 69 77 | 29 | A | LSU | 57 62 | | | | | 56 | H | Denver | 74 66 | 125 | A | Ai r Force | 57 69 |
| | | | | | | | | | | | | | | | | 158 | A | Col orado St. | 53 47 |
| | | | | | | | | | | | | | | | | 161 | H | SMU | 58 57 |
| | | | | | | | | | | | | | | | | 277 | A | San Franci sco | 68 63 |
| LAST 12 Division I GAMES: | | | | | | | | | | | | | | | | | | | |
| 277 | A | San Franci sco | 68 63 | 161 | H | SMU | 58 57 | | | | | | | | | | | | |
| 158 | A | Col orado St. | 53 47 | 125 | A | Ai r Force | 57 69 | | | | | | | | | | | | |
| 56 | H | Denver | 74 66 | | | | | | | | | | | | | | | | |
| 29 | A | LSU | 57 62 | | | | | | | | | | | | | | | | |
| 14 | A | Col orado | 69 77 | | | | | | | | | | | | | | | | |

Non-Div I Games:

Northern Colo.

| | | | | | | | | | | |
|-------------------|----------|-----------|----------------|------------|-------------|---------------|------|------|-------|-----------|
| Average RPI Win: | 196 | WON-LOST | WINNING | LAST 10 | STRENGTH OF | OPP. STRENGTH | TEAM | ADJ. | CONF. | ADJ CONF. |
| Average RPI Loss: | 34 | RECORD | PCT. RANK | GAMES | SCHEDULE | OF SCHEDULE | RPI | RPI | RPI | RPI |
| DIV. I ONLY | 4- 3 | 139 | 1- 0 | 111 | 77 | 96 | 96 | 11 | 11 | |
| DIV. I NON-CONF. | 4- 3 | 139 | 1- 0 | 111 | 77 | 96 | 96 | 11 | 11 | |
| ----- | | | | | | | | | | |
| TOTALS | RPI 1-25 | RPI 26-50 | W-L RECORDS | RPI 51-100 | RPI 101-150 | RPI 150+ | | | | |
| 4- 3 | 0- 1 | 0- 1 | OVERALL | 1- 1 | 0- 0 | 3- 0 | | | | |
| 3- 0 | 0- 0 | 0- 0 | HOME | 1- 0 | 0- 0 | 2- 0 | | | | |
| 0- 3 | 0- 1 | 0- 1 | AWAY | 0- 1 | 0- 0 | 0- 0 | | | | |
| 1- 0 | 0- 0 | 0- 0 | NEUTRAL | 0- 0 | 0- 0 | 1- 0 | | | | |
| 4- 3 | 0- 1 | 0- 1 | NON-CONFERENCE | 1- 1 | 0- 0 | 3- 0 | | | | |
| 3- 0 | 0- 0 | 0- 0 | HOME | 1- 0 | 0- 0 | 2- 0 | | | | |
| 0- 3 | 0- 1 | 0- 1 | AWAY | 0- 1 | 0- 0 | 0- 0 | | | | |
| 1- 0 | 0- 0 | 0- 0 | NEUTRAL | 0- 0 | 0- 0 | 1- 0 | | | | |
| 0- 0 | 0- 0 | 0- 0 | CONFERENCE | 0- 0 | 0- 0 | 0- 0 | | | | |
| 0- 0 | 0- 0 | 0- 0 | HOME | 0- 0 | 0- 0 | 0- 0 | | | | |
| 0- 0 | 0- 0 | 0- 0 | AWAY | 0- 0 | 0- 0 | 0- 0 | | | | |
| 0- 0 | 0- 0 | 0- 0 | NEUTRAL | 0- 0 | 0- 0 | 0- 0 | | | | |

| RPI | S | Opponent | Score | RPI | S | Opponent | Score | RPI | S | Opponent | Score | RPI | S | Opponent | Score |
|---------------------------|---|----------|-------|-----|---|------------------|-------|-----|---|------------------|-------|-----|---|------------------|-------|
| 4 | A | Iowa St. | 60 70 | 34 | A | Indiana | 73 91 | 64 | A | Montana | 70 86 | 164 | H | Yale | 89 80 |
| | | | | | | | | 87 | H | UNI | 70 59 | 203 | N | Nevada | 98 69 |
| | | | | | | | | | | | | 331 | H | North Dakota St. | 81 63 |
| ----- | | | | | | | | | | | | | | | |
| LAST 12 Division I GAMES: | | | | | | | | | | | | | | | |
| | | | | 203 | N | Nevada | 98 69 | 87 | H | UNI | 70 59 | | | | |
| | | | | 4 | A | Iowa St. | 60 70 | 4 | A | Iowa St. | 60 70 | | | | |
| | | | | 64 | A | Montana | 70 86 | 64 | A | Montana | 70 86 | | | | |
| | | | | 331 | H | North Dakota St. | 81 63 | 331 | H | North Dakota St. | 81 63 | | | | |
| | | | | 34 | A | Indiana | 73 91 | 34 | A | Indiana | 73 91 | | | | |
| | | | | 164 | H | Yale | 89 80 | 164 | H | Yale | 89 80 | | | | |

Non-Div I Games:

Northern Ill.

| | | | | | | | | | | |
|--------------------|------|----------|-----------|----------------|-------------|---------------|-------------|----------|-------|-----------|
| Average RPI Win: 0 | | WON-LOST | WINNING | LAST 10 | STRENGTH OF | OPP. STRENGTH | TEAM | ADJ. | CONF. | ADJ CONF. |
| Loss: 209 | | RECORD | PCT. RANK | GAMES | SCHEDULE | OF SCHEDULE | RPI | RPI | RPI | RPI |
| DIV. I ONLY | | 0- 4 | 326 | 0- 1 | 228 | 346 | 338 | 338 | 14 | 14 |
| DIV. I NON-CONF. | | 0- 4 | 326 | 0- 1 | 228 | 346 | 338 | 338 | 14 | 14 |
| TOTALS | | RPI 1-25 | RPI 26-50 | W-L RECORDS | | RPI 51-100 | RPI 101-150 | RPI 150+ | | |
| 0- 4 | 0- 0 | 0- 0 | | OVERALL | | 0- 1 | 0- 0 | 0- 3 | | |
| 0- 1 | 0- 0 | 0- 0 | | HOME | | 0- 1 | 0- 0 | 0- 0 | | |
| 0- 2 | 0- 0 | 0- 0 | | AWAY | | 0- 0 | 0- 0 | 0- 2 | | |
| 0- 1 | 0- 0 | 0- 0 | | NEUTRAL | | 0- 0 | 0- 0 | 0- 1 | | |
| 0- 4 | 0- 0 | 0- 0 | | NON-CONFERENCE | | 0- 1 | 0- 0 | 0- 3 | | |
| 0- 1 | 0- 0 | 0- 0 | | HOME | | 0- 1 | 0- 0 | 0- 0 | | |
| 0- 2 | 0- 0 | 0- 0 | | AWAY | | 0- 0 | 0- 0 | 0- 2 | | |
| 0- 1 | 0- 0 | 0- 0 | | NEUTRAL | | 0- 0 | 0- 0 | 0- 1 | | |
| 0- 0 | 0- 0 | 0- 0 | | CONFERENCE | | 0- 0 | 0- 0 | 0- 0 | | |
| 0- 0 | 0- 0 | 0- 0 | | HOME | | 0- 0 | 0- 0 | 0- 0 | | |
| 0- 0 | 0- 0 | 0- 0 | | AWAY | | 0- 0 | 0- 0 | 0- 0 | | |
| 0- 0 | 0- 0 | 0- 0 | | NEUTRAL | | 0- 0 | 0- 0 | 0- 0 | | |

| RPI 1-25 | | | | RPI 26-50 | | | | RPI 51-100 | | | | RPI 101+ | | | | Team's RPI : 338 | |
|---------------------------|---|----------|-------|-----------|---|----------|-------|------------|---|-------------|-------|----------|-----|----------|-------------|------------------|----|
| RPI | S | Opponent | Score | RPI | S | Opponent | Score | RPI | S | Opponent | Score | RPI | S | Opponent | Score | | |
| | | | | | | | | 61 | H | Belmont | 53 | 71 | 197 | A | Kent St. | 61 | 62 |
| | | | | | | | | | | | | | 231 | N | Akron | 60 | 77 |
| | | | | | | | | | | | | | 347 | A | Austin Peay | 48 | 52 |
| LAST 12 Division I GAMES: | | | | | | | | | | | | | | | | | |
| | | | | | | | | 347 | A | Austin Peay | 48 | 52 | | | | | |
| | | | | | | | | 61 | H | Belmont | 53 | 71 | | | | | |
| | | | | | | | | 231 | N | Akron | 60 | 77 | | | | | |
| | | | | | | | | 197 | A | Kent St. | 61 | 62 | | | | | |

| | | | | |
|------------------|----------|----------|----|----|
| Non-Div I Games: | Alderson | Broaddus | 73 | 32 |
|------------------|----------|----------|----|----|

Northern Ky.

| | | | | | | | | | | |
|-------------------|----------|-----------|----------------|------------|-------------|---------------|------|------|-------|-----------|
| Average RPI Win: | 103 | WON-LOST | WINNING | LAST 10 | STRENGTH OF | OPP. STRENGTH | TEAM | ADJ. | CONF. | ADJ CONF. |
| Average RPI Loss: | 108 | RECORD | PCT. RANK | GAMES | SCHEDULE | OF SCHEDULE | RPI | RPI | RPI | RPI |
| DIV. I ONLY | 5- 1 | 50 | 0- 1 | 222 | 1 | 63 | 63 | 3 | 3 | |
| DIV. I NON-CONF. | 5- 1 | 50 | 0- 1 | 222 | 1 | 63 | 63 | 3 | 3 | |
| ----- | | | | | | | | | | |
| TOTALS | RPI 1-25 | RPI 26-50 | W-L RECORDS | RPI 51-100 | RPI 101-150 | RPI 150+ | | | | |
| 5- 1 | 0- 0 | 2- 0 | OVERALL | 1- 0 | 0- 1 | 2- 0 | | | | |
| 3- 1 | 0- 0 | 1- 0 | HOME | 1- 0 | 0- 1 | 1- 0 | | | | |
| 2- 0 | 0- 0 | 1- 0 | AWAY | 0- 0 | 0- 0 | 1- 0 | | | | |
| 0- 0 | 0- 0 | 0- 0 | NEUTRAL | 0- 0 | 0- 0 | 0- 0 | | | | |
| 5- 1 | 0- 0 | 2- 0 | NON-CONFERENCE | 1- 0 | 0- 1 | 2- 0 | | | | |
| 3- 1 | 0- 0 | 1- 0 | HOME | 1- 0 | 0- 1 | 1- 0 | | | | |
| 2- 0 | 0- 0 | 1- 0 | AWAY | 0- 0 | 0- 0 | 1- 0 | | | | |
| 0- 0 | 0- 0 | 0- 0 | NEUTRAL | 0- 0 | 0- 0 | 0- 0 | | | | |
| 0- 0 | 0- 0 | 0- 0 | CONFERENCE | 0- 0 | 0- 0 | 0- 0 | | | | |
| 0- 0 | 0- 0 | 0- 0 | HOME | 0- 0 | 0- 0 | 0- 0 | | | | |
| 0- 0 | 0- 0 | 0- 0 | AWAY | 0- 0 | 0- 0 | 0- 0 | | | | |
| 0- 0 | 0- 0 | 0- 0 | NEUTRAL | 0- 0 | 0- 0 | 0- 0 | | | | |

| RPI | S | Opponent | Score | RPI | S | Opponent | Score | RPI | S | Opponent | Score | RPI | S | Opponent | Score |
|---------------------------|---|------------|-------|-----|---|-----------|-------|-----|---|------------|-------|-----|---|----------|-------|
| 28 | H | Duke | 84 58 | 57 | H | UT Martin | 90 64 | 108 | H | Pittsburgh | 49 52 | 172 | A | Florida | 83 74 |
| 46 | A | Green Bay | 57 55 | | | | | 213 | H | UIC | 87 44 | | | | |
| ----- | | | | | | | | | | | | | | | |
| LAST 12 Division I GAMES: | | | | | | | | | | | | | | | |
| 108 | H | Pittsburgh | 49 52 | 172 | A | Florida | 83 74 | 213 | H | UIC | 87 44 | 28 | H | Duke | 84 58 |
| 57 | H | UT Martin | 90 64 | 46 | A | Green Bay | 57 55 | | | | | | | | |

Non-Div I Games:

Northwestern

Average RPI Win: 349

WON-LOST

WINNING

LAST 10

STRENGTH OF

OPP. STRENGTH

TEAM

ADJ.

CONF.

ADJ CONF.

Average RPI Loss: 179

RECORD

PCT. RANK

GAMES

SCHEDULE

OF SCHEDULE

RPI

RPI

RPI

RPI

DIV. I ONLY

1- 4

283

0- 0

312

257

334

334

24

24

DIV. I NON-CONF.

1- 4

283

0- 0

312

257

334

334

24

24

TOTALS

RPI 1-25

RPI 26-50

W-L RECORDS

RPI 51-100

RPI 101-150

RPI 150+

1- 4

0- 0

0- 0

OVERALL

0- 1

0- 0

1- 3

1- 1

0- 0

0- 0

HOME

0- 0

0- 0

1- 1

0- 3

0- 0

0- 0

AWAY

0- 1

0- 0

0- 2

0- 0

0- 0

0- 0

NEUTRAL

0- 0

0- 0

0- 0

1- 4

0- 0

0- 0

NON-CONFERENCE

0- 1

0- 0

1- 3

1- 1

0- 0

0- 0

HOME

0- 0

0- 0

1- 1

0- 3

0- 0

0- 0

AWAY

0- 1

0- 0

0- 2

0- 0

0- 0

0- 0

NEUTRAL

0- 0

0- 0

0- 0

0- 0

0- 0

0- 0

CONFERENCE

0- 0

0- 0

0- 0

0- 0

0- 0

0- 0

HOME

0- 0

0- 0

0- 0

0- 0

0- 0

0- 0

AWAY

0- 0

0- 0

0- 0

0- 0

0- 0

0- 0

NEUTRAL

0- 0

0- 0

0- 0

RPI 1-25

RPI 26-50

RPI 51-100

RPI 101+

Team's RPI: 334

RPI S Opponent Score

RPI S Opponent Score

RPI S Opponent Score

RPI S Opponent Score

76 A Arkansas 53 98

180 A Oklahoma 56 93

210 H La. -Monroe 55 63

248 A Southern Mi ss. 54 69

349 H Al corn 78 65

LAST 12 Division I GAMES:

349 H Al corn 78 65
 180 A Oklahoma 56 93
 76 A Arkansas 53 98

210 H La. -Monroe 55 63
 248 A Southern Mi ss. 54 69

Non-Div I Games:

Loyola (LA)

71 66

LeTourneau

100 40

Northwestern St.

| | | | | | | | | | | | |
|------------------|----------|------|-----------|-----------|----------------|-------------|---------------|-------------|------|----------|-----------|
| Average RPI | Win: | 78 | WON-LOST | WINNING | LAST 10 | STRENGTH OF | OPP. STRENGTH | TEAM | ADJ. | CONF. | ADJ CONF. |
| Average RPI | Loss: | 3 | RECORD | PCT. RANK | GAMES | SCHEDULE | OF SCHEDULE | RPI | RPI | RPI | RPI |
| DIV. I ONLY | | 7- 1 | | 25 | 1- 0 | 2 | 91 | 1 | 1 | 1 | 1 |
| DIV. I NON-CONF. | | 7- 1 | | 25 | 1- 0 | 2 | 91 | 1 | 1 | 1 | 1 |
| ----- | | | | | | | | | | | |
| TOTALS | RPI 1-25 | | RPI 26-50 | | W-L RECORDS | RPI 51-100 | | RPI 101-150 | | RPI 150+ | |
| 7- 1 | 2- 1 | | 0- 0 | | OVERALL | 3- 0 | | 1- 0 | | 1- 0 | |
| 3- 1 | 0- 1 | | 0- 0 | | HOME | 1- 0 | | 1- 0 | | 1- 0 | |
| 1- 0 | 0- 0 | | 0- 0 | | AWAY | 1- 0 | | 0- 0 | | 0- 0 | |
| 3- 0 | 2- 0 | | 0- 0 | | NEUTRAL | 1- 0 | | 0- 0 | | 0- 0 | |
| 7- 1 | 2- 1 | | 0- 0 | | NON-CONFERENCE | 3- 0 | | 1- 0 | | 1- 0 | |
| 3- 1 | 0- 1 | | 0- 0 | | HOME | 1- 0 | | 1- 0 | | 1- 0 | |
| 1- 0 | 0- 0 | | 0- 0 | | AWAY | 1- 0 | | 0- 0 | | 0- 0 | |
| 3- 0 | 2- 0 | | 0- 0 | | NEUTRAL | 1- 0 | | 0- 0 | | 0- 0 | |
| 0- 0 | 0- 0 | | 0- 0 | | CONFERENCE | 0- 0 | | 0- 0 | | 0- 0 | |
| 0- 0 | 0- 0 | | 0- 0 | | HOME | 0- 0 | | 0- 0 | | 0- 0 | |
| 0- 0 | 0- 0 | | 0- 0 | | AWAY | 0- 0 | | 0- 0 | | 0- 0 | |
| 0- 0 | 0- 0 | | 0- 0 | | NEUTRAL | 0- 0 | | 0- 0 | | 0- 0 | |

| | | | | | | | | | | | | | | | |
|---------------------------|---|------------|-------|-----|---|----------|--------|-----|---|------------|--------|-----|---|----------|--------|
| RPI | S | Opponent | Score | RPI | S | Opponent | Score | RPI | S | Opponent | Score | RPI | S | Opponent | Score |
| 3 | H | UConn | 71 89 | | | | | 82 | H | Iowa | 105 71 | 102 | H | Penn | 75 55 |
| 11 | N | Drake | 82 64 | | | | | 87 | A | DePaul | 101 77 | 156 | H | Harvard | 103 58 |
| 18 | N | Gonzaga | 81 65 | | | | | 93 | N | Oregon St. | 91 81 | | | | |
| LAST 12 Division I GAMES: | | | | | | | | | | | | | | | |
| 93 | N | Oregon St. | 91 81 | 82 | H | Iowa | 105 71 | 18 | N | Gonzaga | 81 65 | 102 | H | Penn | 75 55 |
| 11 | N | Drake | 82 64 | 87 | A | DePaul | 101 77 | 156 | H | Harvard | 103 58 | | | | |
| 3 | H | UConn | 71 89 | | | | | | | | | | | | |

Non-Div I Games:

Notre Dame

| | | | | | | | | | | |
|-------------------|----------|-----------|----------------|------------|-------------|---------------|------|------|-------|-----------|
| Average RPI Win: | 321 | WON-LOST | WINNING | LAST 10 | STRENGTH OF | OPP. STRENGTH | TEAM | ADJ. | CONF. | ADJ CONF. |
| Average RPI Loss: | 147 | RECORD | PCT. RANK | GAMES | SCHEDULE | OF SCHEDULE | RPI | RPI | RPI | RPI |
| DIV. I ONLY | 1- 6 | 303 | 0- 1 | 41 | 343 | 250 | 250 | 14 | 14 | |
| DIV. I NON-CONF. | 1- 6 | 303 | 0- 1 | 41 | 343 | 250 | 250 | 14 | 14 | |
| ----- | | | | | | | | | | |
| TOTALS | RPI 1-25 | RPI 26-50 | W-L RECORDS | RPI 51-100 | RPI 101-150 | RPI 150+ | | | | |
| 1- 6 | 0- 0 | 0- 2 | OVERALL | 0- 0 | 0- 1 | 1- 3 | | | | |
| 1- 1 | 0- 0 | 0- 1 | HOME | 0- 0 | 0- 0 | 1- 0 | | | | |
| 0- 4 | 0- 0 | 0- 1 | AWAY | 0- 0 | 0- 1 | 0- 2 | | | | |
| 0- 1 | 0- 0 | 0- 0 | NEUTRAL | 0- 0 | 0- 0 | 0- 1 | | | | |
| 1- 6 | 0- 0 | 0- 2 | NON-CONFERENCE | 0- 0 | 0- 1 | 1- 3 | | | | |
| 1- 1 | 0- 0 | 0- 1 | HOME | 0- 0 | 0- 0 | 1- 0 | | | | |
| 0- 4 | 0- 0 | 0- 1 | AWAY | 0- 0 | 0- 1 | 0- 2 | | | | |
| 0- 1 | 0- 0 | 0- 0 | NEUTRAL | 0- 0 | 0- 0 | 0- 1 | | | | |
| 0- 0 | 0- 0 | 0- 0 | CONFERENCE | 0- 0 | 0- 0 | 0- 0 | | | | |
| 0- 0 | 0- 0 | 0- 0 | HOME | 0- 0 | 0- 0 | 0- 0 | | | | |
| 0- 0 | 0- 0 | 0- 0 | AWAY | 0- 0 | 0- 0 | 0- 0 | | | | |
| 0- 0 | 0- 0 | 0- 0 | NEUTRAL | 0- 0 | 0- 0 | 0- 0 | | | | |

| RPI | S | Opponent | Score | RPI | S | Opponent | Score | RPI | S | Opponent | Score | RPI | S | Opponent | Score |
|---------------------------|---|---------------|-------|-----|---|---------------|-------|-----|---|----------|-------|-----|---|--------------|-------|
| 34 | H | Indiana | 59 | 49 | A | Central Mich. | 104 | 103 | A | Bradley | 73 | 197 | A | Kent St. | 75 |
| | | | | | | | | 231 | N | Akron | 85 | 270 | A | Illinois St. | 62 |
| | | | | | | | | 321 | H | Canisius | 60 | | | | |
| LAST 12 Division I GAMES: | | | | | | | | | | | | | | | |
| 270 | A | Illinois St. | 62 | 103 | A | Bradley | 73 | | | | | | | | |
| 321 | H | Canisius | 60 | | | | | | | | | | | | |
| 197 | A | Kent St. | 75 | | | | | | | | | | | | |
| 231 | N | Akron | 85 | | | | | | | | | | | | |
| 34 | H | Indiana | 59 | | | | | | | | | | | | |
| 49 | A | Central Mich. | 104 | | | | | | | | | | | | |

Non-Div I Games: Grace Bible (MI) 94 48

Oakland

| | | | | | | | | | | |
|-------------------|----------|-----------|----------------|------------|-------------|---------------|------|------|-------|-----------|
| Average RPI Win: | 196 | WON-LOST | WINNING | LAST 10 | STRENGTH OF | OPP. STRENGTH | TEAM | ADJ. | CONF. | ADJ CONF. |
| Average RPI Loss: | 0 | RECORD | PCT. RANK | GAMES | SCHEDULE | OF SCHEDULE | RPI | RPI | RPI | RPI |
| DIV. I ONLY | 6- 0 | 1 | 1- 0 | 288 | 26 | 51 | 51 | 11 | 11 | |
| DIV. I NON-CONF. | 6- 0 | 1 | 1- 0 | 288 | 26 | 51 | 51 | 11 | 11 | |
| ----- | | | | | | | | | | |
| TOTALS | RPI 1-25 | RPI 26-50 | W-L RECORDS | RPI 51-100 | RPI 101-150 | RPI 150+ | | | | |
| 6- 0 | 1- 0 | 0- 0 | OVERALL | 0- 0 | 0- 0 | 5- 0 | | | | |
| 4- 0 | 0- 0 | 0- 0 | HOME | 0- 0 | 0- 0 | 4- 0 | | | | |
| 0- 0 | 0- 0 | 0- 0 | AWAY | 0- 0 | 0- 0 | 0- 0 | | | | |
| 2- 0 | 1- 0 | 0- 0 | NEUTRAL | 0- 0 | 0- 0 | 1- 0 | | | | |
| 6- 0 | 1- 0 | 0- 0 | NON-CONFERENCE | 0- 0 | 0- 0 | 5- 0 | | | | |
| 4- 0 | 0- 0 | 0- 0 | HOME | 0- 0 | 0- 0 | 4- 0 | | | | |
| 0- 0 | 0- 0 | 0- 0 | AWAY | 0- 0 | 0- 0 | 0- 0 | | | | |
| 2- 0 | 1- 0 | 0- 0 | NEUTRAL | 0- 0 | 0- 0 | 1- 0 | | | | |
| 0- 0 | 0- 0 | 0- 0 | CONFERENCE | 0- 0 | 0- 0 | 0- 0 | | | | |
| 0- 0 | 0- 0 | 0- 0 | HOME | 0- 0 | 0- 0 | 0- 0 | | | | |
| 0- 0 | 0- 0 | 0- 0 | AWAY | 0- 0 | 0- 0 | 0- 0 | | | | |
| 0- 0 | 0- 0 | 0- 0 | NEUTRAL | 0- 0 | 0- 0 | 0- 0 | | | | |

| RPI 1-25 | | | | RPI 26-50 | | | | RPI 51-100 Team's RPI: 51 | | | | RPI 101+ | | | |
|----------|---|------------------|-------|-----------|---|----------|-------|---------------------------|---|------------------|--------|----------|---|-----------------|--------|
| RPI | S | Opponent | Score | RPI | S | Opponent | Score | RPI | S | Opponent | Score | RPI | S | Opponent | Score |
| 21 | N | Lamar University | 87 62 | | | | | | | | | 165 | H | UNCW | 95 72 |
| | | | | | | | | | | | | 233 | H | Binghamton | 86 49 |
| | | | | | | | | | | | | 239 | H | Cleveland St. | 72 54 |
| | | | | | | | | | | | | 242 | N | St. Bonaventure | 70 53 |
| | | | | | | | | | | | | 275 | H | Eastern Ky. | 100 60 |
| ----- | | | | | | | | | | | | | | | |
| | | | | | | | | LAST 12 Division I GAMES: | | | | | | | |
| | | | | | | | | 239 | H | Cleveland St. | 72 54 | | | | |
| | | | | | | | | 21 | N | Lamar University | 87 62 | | | | |
| | | | | | | | | 242 | N | St. Bonaventure | 70 53 | | | | |
| | | | | | | | | 275 | H | Eastern Ky. | 100 60 | | | | |
| | | | | | | | | 233 | H | Binghamton | 86 49 | | | | |
| | | | | | | | | 165 | H | UNCW | 95 72 | | | | |

Non-Div I Games:

Ohio

| | | | | | | | | | | |
|-------------------|----------|-----------|----------------|------------|-------------|---------------|------|------|-------|-----------|
| Average RPI Win: | 169 | WON-LOST | WINNING | LAST 10 | STRENGTH OF | OPP. STRENGTH | TEAM | ADJ. | CONF. | ADJ CONF. |
| Average RPI Loss: | 42 | RECORD | PCT. RANK | GAMES | SCHEDULE | OF SCHEDULE | RPI | RPI | RPI | RPI |
| DIV. I ONLY | 3- 2 | 128 | 1- 0 | 40 | 52 | 75 | 75 | 3 | 3 | |
| DIV. I NON-CONF. | 3- 2 | 128 | 1- 0 | 40 | 52 | 75 | 75 | 3 | 3 | |
| ----- | | | | | | | | | | |
| TOTALS | RPI 1-25 | RPI 26-50 | W-L RECORDS | RPI 51-100 | RPI 101-150 | RPI 150+ | | | | |
| 3- 2 | 0- 1 | 1- 0 | OVERALL | 0- 1 | 0- 0 | 2- 0 | | | | |
| 3- 1 | 0- 0 | 1- 0 | HOME | 0- 1 | 0- 0 | 2- 0 | | | | |
| 0- 1 | 0- 1 | 0- 0 | AWAY | 0- 0 | 0- 0 | 0- 0 | | | | |
| 0- 0 | 0- 0 | 0- 0 | NEUTRAL | 0- 0 | 0- 0 | 0- 0 | | | | |
| 3- 2 | 0- 1 | 1- 0 | NON-CONFERENCE | 0- 1 | 0- 0 | 2- 0 | | | | |
| 3- 1 | 0- 0 | 1- 0 | HOME | 0- 1 | 0- 0 | 2- 0 | | | | |
| 0- 1 | 0- 1 | 0- 0 | AWAY | 0- 0 | 0- 0 | 0- 0 | | | | |
| 0- 0 | 0- 0 | 0- 0 | NEUTRAL | 0- 0 | 0- 0 | 0- 0 | | | | |
| 0- 0 | 0- 0 | 0- 0 | CONFERENCE | 0- 0 | 0- 0 | 0- 0 | | | | |
| 0- 0 | 0- 0 | 0- 0 | HOME | 0- 0 | 0- 0 | 0- 0 | | | | |
| 0- 0 | 0- 0 | 0- 0 | AWAY | 0- 0 | 0- 0 | 0- 0 | | | | |
| 0- 0 | 0- 0 | 0- 0 | NEUTRAL | 0- 0 | 0- 0 | 0- 0 | | | | |

| RPI 1-25 | | | | RPI 26-50 | | | | RPI 51-100 Team's RPI: 75 | | | | RPI 101+ | | | |
|---------------------------|---|----------|-------|-----------|---|----------------|-------|---------------------------|---|------------|-------|----------|---|---------------|-------|
| RPI | S | Opponent | Score | RPI | S | Opponent | Score | RPI | S | Opponent | Score | RPI | S | Opponent | Score |
| 3 | A | UConn | 53 85 | 32 | H | North Carolina | 76 69 | 81 | H | South Fla. | 47 71 | 224 | H | Cincinnati | 69 56 |
| | | | | | | | | | | | | 251 | H | Detroit Mercy | 55 41 |
| LAST 12 Division I GAMES: | | | | | | | | | | | | | | | |
| | | | | 224 | H | Cincinnati | 69 56 | | | | | | | | |
| | | | | 32 | H | North Carolina | 76 69 | | | | | | | | |
| | | | | 3 | A | UConn | 53 85 | | | | | | | | |
| | | | | 251 | H | Detroit Mercy | 55 41 | | | | | | | | |
| | | | | 81 | H | South Fla. | 47 71 | | | | | | | | |

Non-Div I Games:

Ohio St.

Average RPI Win: 262

Average RPI Loss: 76

WON-LOST
RECORDWINNING
PCT. RANKLAST 10
GAMESSTRENGTH OF
SCHEDULEOPP. STRENGTH
OF SCHEDULETEAM
RPIADJ.
RPICONF.
RPIADJ CONF.
RPIDIV. I ONLY
DIV. I NON-CONF.2- 5
2- 5246
2460- 1
0- 142
42184
184180
180180
1804
44
4

TOTALS

RPI 1-25

RPI 26-50

W-L RECORDS

RPI 51-100

RPI 101-150

RPI 150+

2- 5

0- 0

0- 1

OVERALL

0- 3

0- 1

2- 0

2- 0

0- 0

0- 0

HOME

0- 0

0- 0

2- 0

0- 3

0- 0

0- 1

AWAY

0- 2

0- 0

0- 0

0- 2

0- 0

0- 0

NEUTRAL

0- 1

0- 1

0- 0

2- 5

0- 0

0- 1

NON-CONFERENCE

0- 3

0- 1

2- 0

2- 0

0- 0

0- 0

HOME

0- 0

0- 0

2- 0

0- 3

0- 0

0- 1

AWAY

0- 2

0- 0

0- 0

0- 2

0- 0

0- 0

NEUTRAL

0- 1

0- 1

0- 0

0- 0

0- 0

0- 0

CONFERENCE

0- 0

0- 0

0- 0

0- 0

0- 0

0- 0

HOME

0- 0

0- 0

0- 0

0- 0

0- 0

0- 0

AWAY

0- 0

0- 0

0- 0

0- 0

0- 0

0- 0

NEUTRAL

0- 0

0- 0

0- 0

RPI 1-25

RPI 26-50

RPI 51-100

RPI 101+

Team's RPI: 180

RPI S Opponent Score

RPI S Opponent Score

RPI S Opponent Score

RPI S Opponent Score

30 A Auburn 79 95

54 A New Mexico 80 84

143 N UAB 84 89

71 N Clemson 62 74

189 H Western Ky. 90 83

81 A South Fla. 70 87

334 H Northwestern St. 93 56

LAST 12 Division I GAMES:

71 N Clemson 62 74

30 A Auburn 79 95

54 A New Mexico 80 84

143 N UAB 84 89

81 A South Fla. 70 87

334 H Northwestern St. 93 56

189 H Western Ky. 90 83

Non-Div I Games:

Okla homa

| | | | | | | | | | | | |
|------------------|----------|------|-----------|-----------|----------------|-------------|---------------|-------------|------|----------|-----------|
| Average RPI | Win: | 179 | WON-LOST | WINNING | LAST 10 | STRENGTH OF | OPP. STRENGTH | TEAM | ADJ. | CONF. | ADJ CONF. |
| Average RPI | Loss: | 9 | RECORD | PCT. RANK | GAMES | SCHEDULE | OF SCHEDULE | RPI | RPI | RPI | RPI |
| DIV. I ONLY | | 6- 1 | | 34 | 0- 1 | 104 | 69 | 44 | 44 | 4 | 4 |
| DIV. I NON-CONF. | | 6- 1 | | 34 | 0- 1 | 104 | 69 | 44 | 44 | 4 | 4 |
| ----- | | | | | | | | | | | |
| TOTALS | RPI 1-25 | | RPI 26-50 | | W-L RECORDS | RPI 51-100 | | RPI 101-150 | | RPI 150+ | |
| 6- 1 | 0- 1 | | 0- 0 | | OVERALL | 0- 0 | | 1- 0 | | 5- 0 | |
| 5- 1 | 0- 1 | | 0- 0 | | HOME | 0- 0 | | 1- 0 | | 4- 0 | |
| 1- 0 | 0- 0 | | 0- 0 | | AWAY | 0- 0 | | 0- 0 | | 1- 0 | |
| 0- 0 | 0- 0 | | 0- 0 | | NEUTRAL | 0- 0 | | 0- 0 | | 0- 0 | |
| 6- 1 | 0- 1 | | 0- 0 | | NON-CONFERENCE | 0- 0 | | 1- 0 | | 5- 0 | |
| 5- 1 | 0- 1 | | 0- 0 | | HOME | 0- 0 | | 1- 0 | | 4- 0 | |
| 1- 0 | 0- 0 | | 0- 0 | | AWAY | 0- 0 | | 0- 0 | | 1- 0 | |
| 0- 0 | 0- 0 | | 0- 0 | | NEUTRAL | 0- 0 | | 0- 0 | | 0- 0 | |
| 0- 0 | 0- 0 | | 0- 0 | | CONFERENCE | 0- 0 | | 0- 0 | | 0- 0 | |
| 0- 0 | 0- 0 | | 0- 0 | | HOME | 0- 0 | | 0- 0 | | 0- 0 | |
| 0- 0 | 0- 0 | | 0- 0 | | AWAY | 0- 0 | | 0- 0 | | 0- 0 | |
| 0- 0 | 0- 0 | | 0- 0 | | NEUTRAL | 0- 0 | | 0- 0 | | 0- 0 | |

| RPI 1-25 | | | | RPI 26-50 | | | | Team's RPI: 44 | | | | RPI 51-100 | | | | RPI 101+ | | | |
|---------------------------|---|--------------|-------|-----------|---|--------------|-------|----------------|--|--|--|------------|---|----------|-------|----------|---|--------------|-------|
| RPI | S | Opponent | Score | RPI | S | Opponent | Score | | | | | RPI | S | Opponent | Score | RPI | S | Opponent | Score |
| 9 | H | Tennessee | 63 76 | | | | | | | | | | | | | 107 | H | UC Riverside | 76 51 |
| | | | | | | | | | | | | | | | | 163 | H | Prairie View | 70 50 |
| | | | | | | | | | | | | | | | | 167 | H | Texas St. | 66 55 |
| | | | | | | | | | | | | | | | | 191 | H | Arkansas St. | 62 60 |
| | | | | | | | | | | | | | | | | 214 | A | Wichita St. | 60 47 |
| | | | | | | | | | | | | | | | | 234 | H | Samford | 82 62 |
| ----- | | | | | | | | | | | | | | | | | | | |
| LAST 12 Division I GAMES: | | | | | | | | | | | | | | | | | | | |
| 9 | H | Tennessee | 63 76 | 191 | H | Arkansas St. | 62 60 | | | | | | | | | | | | |
| 167 | H | Texas St. | 66 55 | | | | | | | | | | | | | | | | |
| 214 | A | Wichita St. | 60 47 | | | | | | | | | | | | | | | | |
| 234 | H | Samford | 82 62 | | | | | | | | | | | | | | | | |
| 163 | H | Prairie View | 70 50 | | | | | | | | | | | | | | | | |
| 107 | H | UC Riverside | 76 51 | | | | | | | | | | | | | | | | |

Non-Div I Games:

Oklahoma St.

| | | | | | | | | | | | |
|------------------|----------|------|-----------|-----------|----------------|-------------|---------------|-------------|------|----------|-----------|
| Average RPI | Win: | 193 | WON-LOST | WINNING | LAST 10 | STRENGTH OF | OPP. STRENGTH | TEAM | ADJ. | CONF. | ADJ CONF. |
| Average RPI | Loss: | 76 | RECORD | PCT. RANK | GAMES | SCHEDULE | OF SCHEDULE | RPI | RPI | RPI | RPI |
| DIV. I ONLY | | 5- 2 | | 78 | 0- 1 | 48 | 151 | 33 | 33 | 17 | 17 |
| DIV. I NON-CONF. | | 5- 2 | | 78 | 0- 1 | 48 | 151 | 33 | 33 | 17 | 17 |
| ----- | | | | | | | | | | | |
| TOTALS | RPI 1-25 | | RPI 26-50 | | W-L RECORDS | RPI 51-100 | | RPI 101-150 | | RPI 150+ | |
| 5- 2 | 0- 1 | | 0- 0 | | OVERALL | 1- 0 | | 0- 1 | | 4- 0 | |
| 1- 1 | 0- 0 | | 0- 0 | | HOME | 0- 0 | | 0- 1 | | 1- 0 | |
| 2- 1 | 0- 1 | | 0- 0 | | AWAY | 0- 0 | | 0- 0 | | 2- 0 | |
| 2- 0 | 0- 0 | | 0- 0 | | NEUTRAL | 1- 0 | | 0- 0 | | 1- 0 | |
| 5- 2 | 0- 1 | | 0- 0 | | NON-CONFERENCE | 1- 0 | | 0- 1 | | 4- 0 | |
| 1- 1 | 0- 0 | | 0- 0 | | HOME | 0- 0 | | 0- 1 | | 1- 0 | |
| 2- 1 | 0- 1 | | 0- 0 | | AWAY | 0- 0 | | 0- 0 | | 2- 0 | |
| 2- 0 | 0- 0 | | 0- 0 | | NEUTRAL | 1- 0 | | 0- 0 | | 1- 0 | |
| 0- 0 | 0- 0 | | 0- 0 | | CONFERENCE | 0- 0 | | 0- 0 | | 0- 0 | |
| 0- 0 | 0- 0 | | 0- 0 | | HOME | 0- 0 | | 0- 0 | | 0- 0 | |
| 0- 0 | 0- 0 | | 0- 0 | | AWAY | 0- 0 | | 0- 0 | | 0- 0 | |
| 0- 0 | 0- 0 | | 0- 0 | | NEUTRAL | 0- 0 | | 0- 0 | | 0- 0 | |

| | | | | | | | | | | | | | | | | | | | |
|---------------------------|---|-------------|-------|-----------|---|----------|-------|----------------|--|--|--|------------|---|----------------|-------|----------|---|--------------|-------|
| RPI 1-25 | | | | RPI 26-50 | | | | Team's RPI: 33 | | | | RPI 51-100 | | | | RPI 101+ | | | |
| RPI | S | Opponent | Score | RPI | S | Opponent | Score | | | | | RPI | S | Opponent | Score | RPI | S | Opponent | Score |
| 5 | A | NC State | 56 85 | | | | | | | | | 99 | N | Tennessee Tech | 80 73 | 146 | H | Virginia | 67 73 |
| | | | | | | | | | | | | | | | | 184 | A | Campbell | 83 59 |
| | | | | | | | | | | | | | | | | 207 | H | Norfolk St. | 69 53 |
| | | | | | | | | | | | | | | | | 224 | A | Cincinnati | 76 72 |
| | | | | | | | | | | | | | | | | 249 | N | Jacksonville | 78 76 |
| ----- | | | | | | | | | | | | | | | | | | | |
| LAST 12 Division I GAMES: | | | | | | | | | | | | | | | | | | | |
| 207 | H | Norfolk St. | 69 53 | 5 | A | NC State | 56 85 | | | | | 99 | N | Tennessee Tech | 80 73 | | | | |
| 184 | A | Campbell | 83 59 | | | | | | | | | 249 | N | Jacksonville | 78 76 | | | | |
| | | | | | | | | | | | | 146 | H | Virginia | 67 73 | | | | |
| | | | | | | | | | | | | 224 | A | Cincinnati | 76 72 | | | | |

Non-Div I Games:

Old Dominion

| | | | | | | | | | | |
|------------------|----------|-----------------|-------------------|---------------|----------------------|---------------------------|----------|----------|-----------|---------------|
| Average RPI | Win: 260 | WON-LOST RECORD | WINNING PCT. RANK | LAST 10 GAMES | STRENGTH OF SCHEDULE | OPP. STRENGTH OF SCHEDULE | TEAM RPI | ADJ. RPI | CONF. RPI | ADJ CONF. RPI |
| Average RPI | Loss: 87 | | | | | | | | | |
| DIV. I ONLY | 3- 6 | 230 | 0- 1 | 61 | 195 | 208 | 208 | 6 | 6 | |
| DIV. I NON-CONF. | 3- 6 | 230 | 0- 1 | 61 | 195 | 208 | 208 | 6 | 6 | |
| ----- | | | | | | | | | | |
| TOTALS | RPI 1-25 | RPI 26-50 | W-L RECORDS | RPI 51-100 | RPI 101-150 | RPI 150+ | | | | |
| 3- 6 | 0- 2 | 0- 0 | OVERALL | 0- 3 | 0- 0 | 3- 1 | | | | |
| 3- 3 | 0- 1 | 0- 0 | HOME | 0- 1 | 0- 0 | 3- 1 | | | | |
| 0- 0 | 0- 0 | 0- 0 | AWAY | 0- 0 | 0- 0 | 0- 0 | | | | |
| 0- 3 | 0- 1 | 0- 0 | NEUTRAL | 0- 2 | 0- 0 | 0- 0 | | | | |
| 3- 6 | 0- 2 | 0- 0 | NON-CONFERENCE | 0- 3 | 0- 0 | 3- 1 | | | | |
| 3- 3 | 0- 1 | 0- 0 | HOME | 0- 1 | 0- 0 | 3- 1 | | | | |
| 0- 0 | 0- 0 | 0- 0 | AWAY | 0- 0 | 0- 0 | 0- 0 | | | | |
| 0- 3 | 0- 1 | 0- 0 | NEUTRAL | 0- 2 | 0- 0 | 0- 0 | | | | |
| 0- 0 | 0- 0 | 0- 0 | CONFERENCE | 0- 0 | 0- 0 | 0- 0 | | | | |
| 0- 0 | 0- 0 | 0- 0 | HOME | 0- 0 | 0- 0 | 0- 0 | | | | |
| 0- 0 | 0- 0 | 0- 0 | AWAY | 0- 0 | 0- 0 | 0- 0 | | | | |
| 0- 0 | 0- 0 | 0- 0 | NEUTRAL | 0- 0 | 0- 0 | 0- 0 | | | | |

| RPI 1-25 | | | | RPI 26-50 | | | | RPI 51-100 | | | | RPI 101+ Team's RPI: 208 | | | |
|---------------------------|---|------------------|-------|-----------|---|----------|-------|------------|---|-----------------|-------|--------------------------|---|------------------|-------|
| RPI | S | Opponent | Score | RPI | S | Opponent | Score | RPI | S | Opponent | Score | RPI | S | Opponent | Score |
| 3 | N | UConn | 50 90 | | | | | 69 | H | TCU | 50 55 | 207 | H | Norfolk St. | 60 42 |
| 23 | H | IUPUI | 58 66 | | | | | 90 | N | Purdue | 59 70 | 243 | H | Jacksonville St. | 49 60 |
| | | | | | | | | 95 | N | St. John's (NY) | 59 64 | 245 | H | Temple | 62 55 |
| | | | | | | | | | | | | 328 | H | Western Mich. | 69 66 |
| ----- | | | | | | | | | | | | | | | |
| LAST 12 Division I GAMES: | | | | | | | | | | | | | | | |
| 243 | H | Jacksonville St. | 49 60 | 3 | N | UConn | 50 90 | 328 | H | Western Mich. | 69 66 | | | | |
| 69 | H | TCU | 50 55 | | | | | 245 | H | Temple | 62 55 | | | | |
| 95 | N | St. John's (NY) | 59 64 | | | | | 23 | H | IUPUI | 58 66 | | | | |
| 90 | N | Purdue | 59 70 | | | | | 207 | H | Norfolk St. | 60 42 | | | | |

Non-Div I Games:

Ole Miss

| | | | | | | | | | | |
|-------------------|----------|-----------|----------------|------------|-------------|---------------|------|------|-------|-----------|
| Average RPI Win: | 306 | WON-LOST | WINNING | LAST 10 | STRENGTH OF | OPP. STRENGTH | TEAM | ADJ. | CONF. | ADJ CONF. |
| Average RPI Loss: | 149 | RECORD | PCT. RANK | GAMES | SCHEDULE | OF SCHEDULE | RPI | RPI | RPI | RPI |
| DIV. I ONLY | 3- 3 | 159 | 1- 0 | 300 | 277 | 272 | 272 | 12 | 12 | |
| DIV. I NON-CONF. | 3- 3 | 159 | 1- 0 | 300 | 277 | 272 | 272 | 12 | 12 | |
| ----- | | | | | | | | | | |
| TOTALS | RPI 1-25 | RPI 26-50 | W-L RECORDS | RPI 51-100 | RPI 101-150 | RPI 150+ | | | | |
| 3- 3 | 0- 0 | 0- 0 | OVERALL | 0- 0 | 0- 2 | 3- 1 | | | | |
| 1- 1 | 0- 0 | 0- 0 | HOME | 0- 0 | 0- 1 | 1- 0 | | | | |
| 1- 1 | 0- 0 | 0- 0 | AWAY | 0- 0 | 0- 1 | 1- 0 | | | | |
| 1- 1 | 0- 0 | 0- 0 | NEUTRAL | 0- 0 | 0- 0 | 1- 1 | | | | |
| 3- 3 | 0- 0 | 0- 0 | NON-CONFERENCE | 0- 0 | 0- 2 | 3- 1 | | | | |
| 1- 1 | 0- 0 | 0- 0 | HOME | 0- 0 | 0- 1 | 1- 0 | | | | |
| 1- 1 | 0- 0 | 0- 0 | AWAY | 0- 0 | 0- 1 | 1- 0 | | | | |
| 1- 1 | 0- 0 | 0- 0 | NEUTRAL | 0- 0 | 0- 0 | 1- 1 | | | | |
| 0- 0 | 0- 0 | 0- 0 | CONFERENCE | 0- 0 | 0- 0 | 0- 0 | | | | |
| 0- 0 | 0- 0 | 0- 0 | HOME | 0- 0 | 0- 0 | 0- 0 | | | | |
| 0- 0 | 0- 0 | 0- 0 | AWAY | 0- 0 | 0- 0 | 0- 0 | | | | |
| 0- 0 | 0- 0 | 0- 0 | NEUTRAL | 0- 0 | 0- 0 | 0- 0 | | | | |

| RPI 1-25 | | | | RPI 26-50 | | | | RPI 51-100 | | | | RPI 101+ | | | | Team's RPI: 272 |
|---------------------------|---|----------|-------|-----------|---|---------------|-------|------------|---|----------|-------|----------|---|---------------|-------|-----------------|
| RPI | S | Opponent | Score | RPI | S | Opponent | Score | RPI | S | Opponent | Score | RPI | S | Opponent | Score | |
| | | | | | | | | | | | | 115 | H | CSUN | 52 | 64 |
| | | | | | | | | | | | | 148 | A | Kansas St. | 46 | 61 |
| | | | | | | | | | | | | 184 | N | Campbell | 52 | 65 |
| | | | | | | | | | | | | 251 | A | Detroit Mercy | 51 | 42 |
| | | | | | | | | | | | | 332 | H | USC Upstate | 96 | 69 |
| | | | | | | | | | | | | 335 | N | Florida A&M | 57 | 50 |
| ----- | | | | | | | | | | | | | | | | |
| LAST 12 Division I GAMES: | | | | | | | | | | | | | | | | |
| | | | | 251 | A | Detroit Mercy | 51 | 42 | | | | 335 | N | Florida A&M | 57 | 50 |
| | | | | 184 | N | Campbell | 52 | 65 | | | | | | | | |
| | | | | 115 | H | CSUN | 52 | 64 | | | | | | | | |
| | | | | 148 | A | Kansas St. | 46 | 61 | | | | | | | | |
| | | | | 332 | H | USC Upstate | 96 | 69 | | | | | | | | |

Non-Div I Games: Graceland (IA) 81 39

Omaha

Average RPI Win: **191** WON-LOST RECORD WINNING PCT. RANK LAST 10 GAMES STRENGTH OF SCHEDULE OPP. STRENGTH OF SCHEDULE TEAM RPI ADJ. RPI CONF. RPI ADJ CONF. RPI

Average RPI Loss: **68**

| | | | | | | | | | |
|------------------|----------|-----------|----------------|------------|-------------|----------|-----|----|----|
| DIV. I ONLY | 3- 4 | 189 | 0- 0 | 91 | 111 | 142 | 142 | 12 | 12 |
| DIV. I NON-CONF. | 3- 4 | 189 | 0- 0 | 91 | 111 | 142 | 142 | 12 | 12 |
| ----- | | | | | | | | | |
| TOTALS | RPI 1-25 | RPI 26-50 | W-L RECORDS | RPI 51-100 | RPI 101-150 | RPI 150+ | | | |
| 3- 4 | 0- 0 | 0- 1 | OVERALL | 0- 3 | 0- 0 | 3- 0 | | | |
| 2- 1 | 0- 0 | 0- 0 | HOME | 0- 1 | 0- 0 | 2- 0 | | | |
| 1- 3 | 0- 0 | 0- 1 | AWAY | 0- 2 | 0- 0 | 1- 0 | | | |
| 0- 0 | 0- 0 | 0- 0 | NEUTRAL | 0- 0 | 0- 0 | 0- 0 | | | |
| 3- 4 | 0- 0 | 0- 1 | NON-CONFERENCE | 0- 3 | 0- 0 | 3- 0 | | | |
| 2- 1 | 0- 0 | 0- 0 | HOME | 0- 1 | 0- 0 | 2- 0 | | | |
| 1- 3 | 0- 0 | 0- 1 | AWAY | 0- 2 | 0- 0 | 1- 0 | | | |
| 0- 0 | 0- 0 | 0- 0 | NEUTRAL | 0- 0 | 0- 0 | 0- 0 | | | |
| 0- 0 | 0- 0 | 0- 0 | CONFERENCE | 0- 0 | 0- 0 | 0- 0 | | | |
| 0- 0 | 0- 0 | 0- 0 | HOME | 0- 0 | 0- 0 | 0- 0 | | | |
| 0- 0 | 0- 0 | 0- 0 | AWAY | 0- 0 | 0- 0 | 0- 0 | | | |
| 0- 0 | 0- 0 | 0- 0 | NEUTRAL | 0- 0 | 0- 0 | 0- 0 | | | |

| RPI 1-25 | | | | RPI 26-50 | | | | RPI 51-100 | | | | RPI 101+ Team's RPI: 142 | | | |
|---------------------------|---|----------|-------|-----------|---|---------------|-------|------------|---|-----------|-------|--------------------------|---|---------------|-------|
| RPI | S | Opponent | Score | RPI | S | Opponent | Score | RPI | S | Opponent | Score | RPI | S | Opponent | Score |
| | | | | 35 | A | Kansas | 58 70 | 76 | A | Arkansas | 61 74 | 167 | A | Texas St. | 81 64 |
| | | | | | | | | 78 | H | Tul sa | 68 76 | 181 | H | Southern Utah | 64 59 |
| | | | | | | | | 82 | A | Iowa | 77 90 | 226 | H | UMKC | 75 64 |
| LAST 12 Division I GAMES: | | | | | | | | | | | | | | | |
| | | | | 181 | H | Southern Utah | 64 59 | 76 | A | Arkansas | 61 74 | | | | |
| | | | | | | | | 167 | A | Texas St. | 81 64 | | | | |
| | | | | | | | | 226 | H | UMKC | 75 64 | | | | |
| | | | | | | | | 78 | H | Tul sa | 68 76 | | | | |
| | | | | | | | | 35 | A | Kansas | 58 70 | | | | |
| | | | | | | | | 82 | A | Iowa | 77 90 | | | | |

Non-Div I Games: Harris-Stowe 74 46 Cent. Christian (KS) 47

Oral Roberts

Average RPI Win: 102

Average RPI Loss: 0

WON-LOST
RECORDWINNING
PCT. RANKLAST 10
GAMESSTRENGTH OF
SCHEDULEOPP. STRENGTH
OF SCHEDULETEAM
RPIADJ.
RPICONF.
RPIADJ CONF.
RPIDIV. I ONLY
DIV. I NON-CONF.6- 0
6- 01
11- 0
1- 096
964
46
66
62
22
2

TOTALS

RPI 1-25

RPI 26-50

W-L RECORDS

RPI 51-100

RPI 101-150

RPI 150+

6- 0
3- 0
2- 0
1- 01- 0
1- 0
0- 0
0- 01- 0
0- 0
1- 0
0- 0OVERALL
HOME
AWAY
NEUTRAL2- 0
1- 0
1- 0
0- 01- 0
0- 0
0- 0
1- 01- 0
1- 0
0- 0
0- 06- 0
3- 0
2- 0
1- 01- 0
1- 0
0- 0
0- 01- 0
0- 0
1- 0
0- 0NON-CONFERENCE
HOME
AWAY
NEUTRAL2- 0
1- 0
1- 0
0- 01- 0
0- 0
0- 0
1- 01- 0
1- 0
0- 0
0- 00- 0
0- 0
0- 0
0- 00- 0
0- 0
0- 0
0- 00- 0
0- 0
0- 0
0- 0CONFERENCE
HOME
AWAY
NEUTRAL0- 0
0- 0
0- 0
0- 00- 0
0- 0
0- 0
0- 00- 0
0- 0
0- 0
0- 0

RPI 1-25 Team's RPI: 6

RPI 26-50

RPI 51-100

RPI 101+

RPI S Opponent Score
7 H Syracuse 75 73RPI S Opponent Score
50 A Saint Mary's (CA) 79 55RPI S Opponent Score
86 A Utah St. 88 58
97 H Buffalo 102 82RPI S Opponent Score
107 N UC Riverside 94 44
266 H Long Beach St. 110 48

LAST 12 Division I GAMES:

266 H Long Beach St. 110 48
50 A Saint Mary's (CA) 79 55
107 N UC Riverside 94 44
97 H Buffalo 102 82
86 A Utah St. 88 58
7 H Syracuse 75 73O
r
e
g
o
nO
r
e
g
o
n

Non-Div I Games: Alas. Fairbanks 115 36

Oregon

Average RPI Win: 188

Average RPI Loss: 1

WON-LOST
RECORDWINNING
PCT. RANKLAST 10
GAMESSTRENGTH OF
SCHEDULEOPP. STRENGTH
OF SCHEDULETEAM
RPIADJ.
RPICONF.
RPIADJ CONF.
RPIDIV. I ONLY
DIV. I NON-CONF.6- 1
6- 134
340- 1
0- 1278
2785
593
9393
932
22
2

TOTALS

RPI 1-25

RPI 26-50

W-L RECORDS

RPI 51-100

RPI 101-150

RPI 150+

6- 1 0- 1
4- 0 0- 0
0- 0 0- 0
2- 1 0- 11- 0
1- 0
0- 0
0- 0OVERALL
HOME
AWAY
NEUTRAL0- 0
0- 0
0- 0
0- 01- 0
0- 0
0- 0
1- 04- 0
3- 0
0- 0
1- 06- 1 0- 1
4- 0 0- 0
0- 0 0- 0
2- 1 0- 11- 0
1- 0
0- 0
0- 0NON-CONFERENCE
HOME
AWAY
NEUTRAL0- 0
0- 0
0- 0
0- 01- 0
0- 0
0- 0
1- 04- 0
3- 0
0- 0
1- 00- 0 0- 0
0- 0 0- 0
0- 0 0- 0
0- 0 0- 00- 0
0- 0
0- 0
0- 0CONFERENCE
HOME
AWAY
NEUTRAL0- 0
0- 0
0- 0
0- 00- 0
0- 0
0- 0
0- 00- 0
0- 0
0- 0
0- 0

RPI 1-25

RPI 26-50

RPI 51-100

Team's RPI: 93

RPI 101+

RPI S Opponent Score
1 N Notre Dame 81 91RPI S Opponent Score
50 H Saint Mary's (CA) 89 56

RPI S Opponent Score

RPI S Opponent Score
121 N South Carolina 70 68
162 H Ark. -Pine Bluff 89 33
189 N Western Ky. 74 60
294 H Cal Poly 79 54
312 H La Salle 100 46

LAST 12 Division I GAMES:

294 H Cal Poly 79 54

1 N Notre Dame 81 91
121 N South Carolina 70 68
312 H La Salle 100 46
189 N Western Ky. 74 60
50 H Saint Mary's (CA) 89 56
162 H Ark. -Pine Bluff 89 33

Oregon St.

Oregon St.

Non-Div I Games:

Oregon St.

Loss, Non-Conf, S Site, H Home A Away N Neutral

Pacific

| Paci f i c | | | | Through Games Of Dec. 4, 2018 | | | | | | | | |
|------------------------------|-------|---------------|-------|-------------------------------|-----------|------------------|-------------|---------------|------|-------------|-------|------------------------|
| Average RPI | Win: | 173 | | WON-LOST | WINNING | LAST 10 | STRENGTH OF | OPP. STRENGTH | TEAM | ADJ. | CONF. | ADJ CONF. |
| Average RPI | Loss: | 2 | | RECORD | PCT. RANK | GAMES | SCHEDULE | OF SCHEDULE | RPI | RPI | RPI | RPI |
| DIV. I ONLY | | | | 4- 1 | 57 | 1- 0 | 143 | 16 | 36 | 36 | 7 | 7 |
| DIV. I NON-CONF. | | | | 4- 1 | 57 | 1- 0 | 143 | 16 | 36 | 36 | 7 | 7 |
| ----- | | | | | | | | | | | | |
| TOTALS | | RPI 1-25 | | RPI 26-50 | | W-L RECORDS | | RPI 51-100 | | RPI 101-150 | | RPI 150+ |
| 4- 1 | | 1- 1 | | 0- 0 | | OVERALL | | 0- 0 | | 1- 0 | | 2- 0 |
| 2- 0 | | 1- 0 | | 0- 0 | | HOME | | 0- 0 | | 0- 0 | | 1- 0 |
| 2- 0 | | 0- 0 | | 0- 0 | | AWAY | | 0- 0 | | 1- 0 | | 1- 0 |
| 0- 1 | | 0- 1 | | 0- 0 | | NEUTRAL | | 0- 0 | | 0- 0 | | 0- 0 |
| 4- 1 | | 1- 1 | | 0- 0 | | NON-CONFERENCE | | 0- 0 | | 1- 0 | | 2- 0 |
| 2- 0 | | 1- 0 | | 0- 0 | | HOME | | 0- 0 | | 0- 0 | | 1- 0 |
| 2- 0 | | 0- 0 | | 0- 0 | | AWAY | | 0- 0 | | 1- 0 | | 1- 0 |
| 0- 1 | | 0- 1 | | 0- 0 | | NEUTRAL | | 0- 0 | | 0- 0 | | 0- 0 |
| 0- 0 | | 0- 0 | | 0- 0 | | CONFERENCE | | 0- 0 | | 0- 0 | | 0- 0 |
| 0- 0 | | 0- 0 | | 0- 0 | | HOME | | 0- 0 | | 0- 0 | | 0- 0 |
| 0- 0 | | 0- 0 | | 0- 0 | | AWAY | | 0- 0 | | 0- 0 | | 0- 0 |
| 0- 0 | | 0- 0 | | 0- 0 | | NEUTRAL | | 0- 0 | | 0- 0 | | 0- 0 |
| RPI 1-25 | | | | RPI 26-50 | | Team' s RPI : 36 | | RPI 51-100 | | RPI 101+ | | |
| RPI | S | Opponent | Score | RPI | S | Opponent | Score | RPI | S | Opponent | Score | |
| 2 | N | Cal i forni a | 69 81 | | | | | | | 124 | A | UC Davi s 83 80 |
| 24 | H | Wyomi ng | 70 64 | | | | | | | 212 | A | San Jose St. 91 67 |
| | | | | | | | | | | 331 | H | North Dakota St. 75 68 |
| ----- | | | | | | | | | | | | |
| LAST 12 Di vi si on I GAMES: | | | | | | | | | | | | |
| | | 212 | A | San Jose St. | | 91 67 | | | | | | |
| | | 24 | H | Wyomi ng | | 70 64 | | | | | | |
| | | 331 | H | North Dakota St. | | 75 68 | | | | | | |
| | | 2 | N | Cal i forni a | | 69 81 | | | | | | |
| | | 124 | A | UC Davi s | | 83 80 | | | | | | |

Pacific

Non-Di v I Games:

Paci f i c

| | | | | | | | | | | | |
|------------------|----------|------|-----------|-----------|----------------|-------------|---------------|-------------|------|----------|-----------|
| Average RPI | Win: | 296 | WON-LOST | WINNING | LAST 10 | STRENGTH OF | OPP. STRENGTH | TEAM | ADJ. | CONF. | ADJ CONF. |
| Average RPI | Loss: | 30 | RECORD | PCT. RANK | GAMES | SCHEDULE | OF SCHEDULE | RPI | RPI | RPI | RPI |
| DIV. I ONLY | | 4- 2 | | 100 | 0- 1 | 158 | 160 | 102 | 102 | 19 | 19 |
| DIV. I NON-CONF. | | 4- 2 | | 100 | 0- 1 | 158 | 160 | 102 | 102 | 19 | 19 |
| ----- | | | | | | | | | | | |
| TOTALS | RPI 1-25 | | RPI 26-50 | | W-L RECORDS | RPI 51-100 | | RPI 101-150 | | RPI 150+ | |
| 4- 2 | 0- 1 | | 0- 0 | | OVERALL | 0- 1 | | 0- 0 | | 4- 0 | |
| 2- 0 | 0- 0 | | 0- 0 | | HOME | 0- 0 | | 0- 0 | | 2- 0 | |
| 2- 1 | 0- 1 | | 0- 0 | | AWAY | 0- 0 | | 0- 0 | | 2- 0 | |
| 0- 1 | 0- 0 | | 0- 0 | | NEUTRAL | 0- 1 | | 0- 0 | | 0- 0 | |
| 4- 2 | 0- 1 | | 0- 0 | | NON-CONFERENCE | 0- 1 | | 0- 0 | | 4- 0 | |
| 2- 0 | 0- 0 | | 0- 0 | | HOME | 0- 0 | | 0- 0 | | 2- 0 | |
| 2- 1 | 0- 1 | | 0- 0 | | AWAY | 0- 0 | | 0- 0 | | 2- 0 | |
| 0- 1 | 0- 0 | | 0- 0 | | NEUTRAL | 0- 1 | | 0- 0 | | 0- 0 | |
| 0- 0 | 0- 0 | | 0- 0 | | CONFERENCE | 0- 0 | | 0- 0 | | 0- 0 | |
| 0- 0 | 0- 0 | | 0- 0 | | HOME | 0- 0 | | 0- 0 | | 0- 0 | |
| 0- 0 | 0- 0 | | 0- 0 | | AWAY | 0- 0 | | 0- 0 | | 0- 0 | |
| 0- 0 | 0- 0 | | 0- 0 | | NEUTRAL | 0- 0 | | 0- 0 | | 0- 0 | |

| RPI 1-25 | | | | RPI 26-50 | | | | RPI 51-100 | | | | RPI 101+ | | | | Team's RPI: 102 |
|---------------------------|---|------------|-------|-----------|---|----------|-------|------------|---|----------------|-------|----------|---|----------------|-------|-----------------|
| RPI | S | Opponent | Score | RPI | S | Opponent | Score | RPI | S | Opponent | Score | RPI | S | Opponent | Score | |
| 1 | A | Notre Dame | 55 75 | | | | | 58 | N | Maine | 46 47 | 256 | A | Siena | 58 51 | |
| | | | | | | | | | | | | 267 | A | Navy | 65 61 | |
| | | | | | | | | | | | | 320 | H | Saint Joseph's | 65 45 | |
| | | | | | | | | | | | | 342 | H | NJIT | 85 42 | |
| ----- | | | | | | | | | | | | | | | | |
| LAST 12 Division I GAMES: | | | | | | | | | | | | | | | | |
| | | | | | | | | 58 | N | Maine | 46 47 | | | | | |
| | | | | | | | | 267 | A | Navy | 65 61 | | | | | |
| | | | | | | | | 342 | H | NJIT | 85 42 | | | | | |
| | | | | | | | | 320 | H | Saint Joseph's | 65 45 | | | | | |
| | | | | | | | | 1 | A | Notre Dame | 55 75 | | | | | |
| | | | | | | | | 256 | A | Siena | 58 51 | | | | | |

Non-Div I Games:

Penn

Average RPI Win: 155

Average RPI Loss: 47

WON-LOST
RECORDWINNING
PCT. RANKLAST 10
GAMESSTRENGTH OF
SCHEDULEOPP. STRENGTH
OF SCHEDULETEAM
RPIADJ.
RPICONF.
RPIADJ CONF.
RPIDIV. I ONLY
DIV. I NON-CONF.5- 3
5- 3114
1141- 0
1- 051
5154
5472
7272
723
33
3

TOTALS

RPI 1-25

RPI 26-50

W-L RECORDS

RPI 51-100

RPI 101-150

RPI 150+

5- 3

0- 1

0- 0

OVERALL

1- 2

2- 0

2- 0

4- 2

0- 1

0- 0

HOME

1- 1

1- 0

2- 0

1- 1

0- 0

0- 0

AWAY

0- 1

1- 0

0- 0

0- 0

0- 0

0- 0

NEUTRAL

0- 0

0- 0

0- 0

5- 3

0- 1

0- 0

NON-CONFERENCE

1- 2

2- 0

2- 0

4- 2

0- 1

0- 0

HOME

1- 1

1- 0

2- 0

1- 1

0- 0

0- 0

AWAY

0- 1

1- 0

0- 0

0- 0

0- 0

0- 0

NEUTRAL

0- 0

0- 0

0- 0

0- 0

0- 0

0- 0

CONFERENCE

0- 0

0- 0

0- 0

0- 0

0- 0

0- 0

HOME

0- 0

0- 0

0- 0

0- 0

0- 0

0- 0

AWAY

0- 0

0- 0

0- 0

0- 0

0- 0

0- 0

NEUTRAL

0- 0

0- 0

0- 0

RPI 1-25

RPI 26-50

RPI 51-100

Team's RPI: 72

RPI 101+

| RPI | S | Opponent | Score |
|-----|---|---------------|-------|
| 2 | H | Cal i forni a | 58 75 |

| RPI | S | Opponent | Score |
|-----|---|----------|-------|
|-----|---|----------|-------|

| RPI | S | Opponent | Score |
|-----|---|-------------|-------|
| 66 | A | Florida St. | 58 87 |
| 74 | H | Stony Brook | 70 81 |
| 83 | H | Provi dence | 74 72 |

| RPI | S | Opponent | Score |
|-----|---|--------------|-------|
| 106 | A | Fordham | 72 55 |
| 136 | H | North Dakota | 75 68 |
| 201 | H | Princeton | 79 71 |
| 249 | H | Jacksonville | 80 61 |

LAST 12 Division I GAMES:

| | | | |
|-----|---|--------------|-------|
| 249 | H | Jacksonville | 80 61 |
| 66 | A | Florida St. | 58 87 |
| 74 | H | Stony Brook | 70 81 |
| 136 | H | North Dakota | 75 68 |
| 201 | H | Princeton | 79 71 |
| 106 | A | Fordham | 72 55 |

| | | | |
|----|---|---------------|-------|
| 2 | H | Cal i forni a | 58 75 |
| 83 | H | Provi dence | 74 72 |

Non-Div I Games:

Penn St.

| | | | | | | | | | | |
|------------------|----------|-----------|----------------|------------|-------------|---------------|------|------|-------|-----------|
| Average RPI | Win: 235 | WON-LOST | WINNING | LAST 10 | STRENGTH OF | OPP. STRENGTH | TEAM | ADJ. | CONF. | ADJ CONF. |
| Average RPI | Loss: 14 | RECORD | PCT. RANK | GAMES | SCHEDULE | OF SCHEDULE | RPI | RPI | RPI | RPI |
| DIV. I ONLY | 4- 1 | 57 | 1- 0 | 262 | 41 | 73 | 73 | 7 | 7 | |
| DIV. I NON-CONF. | 4- 1 | 57 | 1- 0 | 262 | 41 | 73 | 73 | 7 | 7 | |
| ----- | | | | | | | | | | |
| TOTALS | RPI 1-25 | RPI 26-50 | W-L RECORDS | RPI 51-100 | RPI 101-150 | RPI 150+ | | | | |
| 4- 1 | 0- 1 | 0- 0 | OVERALL | 0- 0 | 1- 0 | 3- 0 | | | | |
| 0- 0 | 0- 0 | 0- 0 | HOME | 0- 0 | 0- 0 | 0- 0 | | | | |
| 3- 1 | 0- 1 | 0- 0 | AWAY | 0- 0 | 0- 0 | 3- 0 | | | | |
| 1- 0 | 0- 0 | 0- 0 | NEUTRAL | 0- 0 | 1- 0 | 0- 0 | | | | |
| 4- 1 | 0- 1 | 0- 0 | NON-CONFERENCE | 0- 0 | 1- 0 | 3- 0 | | | | |
| 0- 0 | 0- 0 | 0- 0 | HOME | 0- 0 | 0- 0 | 0- 0 | | | | |
| 3- 1 | 0- 1 | 0- 0 | AWAY | 0- 0 | 0- 0 | 3- 0 | | | | |
| 1- 0 | 0- 0 | 0- 0 | NEUTRAL | 0- 0 | 1- 0 | 0- 0 | | | | |
| 0- 0 | 0- 0 | 0- 0 | CONFERENCE | 0- 0 | 0- 0 | 0- 0 | | | | |
| 0- 0 | 0- 0 | 0- 0 | HOME | 0- 0 | 0- 0 | 0- 0 | | | | |
| 0- 0 | 0- 0 | 0- 0 | AWAY | 0- 0 | 0- 0 | 0- 0 | | | | |
| 0- 0 | 0- 0 | 0- 0 | NEUTRAL | 0- 0 | 0- 0 | 0- 0 | | | | |

| | | | |
|---------------------------|-----------------------------|----------------------|-----------------------------|
| RPI S Opponent Score | RPI S Opponent Score | RPI S Opponent Score | RPI S Opponent Score |
| 14 A Colorado 65 80 | | | 105 N Sacramento St. 113 97 |
| | | | 260 A Seattle U 78 64 |
| | | | 281 A Hawai i 65 64 |
| | | | 294 A Cal Poly 70 63 |
| LAST 12 Division I GAMES: | | | |
| 281 A Hawai i 65 64 | 260 A Seattle U 78 64 | 14 A Colorado 65 80 | |
| | 294 A Cal Poly 70 63 | | |
| | 105 N Sacramento St. 113 97 | | |

Non-Div I Games:

Pepperdine

| | | | | | | | | | | |
|-------------------|----------|-----------|----------------|------------|-------------|---------------|------|------|-------|-----------|
| Average RPI Win: | 181 | WON-LOST | WINNING | LAST 10 | STRENGTH OF | OPP. STRENGTH | TEAM | ADJ. | CONF. | ADJ CONF. |
| Average RPI Loss: | 117 | RECORD | PCT. RANK | GAMES | SCHEDULE | OF SCHEDULE | RPI | RPI | RPI | RPI |
| DIV. I ONLY | 5- 4 | 150 | 1- 0 | 56 | 174 | 108 | 108 | 1 | 1 | |
| DIV. I NON-CONF. | 5- 4 | 150 | 1- 0 | 56 | 174 | 108 | 108 | 1 | 1 | |
| TOTALS | RPI 1-25 | RPI 26-50 | W-L RECORDS | RPI 51-100 | RPI 101-150 | RPI 150+ | | | | |
| 5- 4 | 0- 0 | 0- 1 | OVERALL | 2- 0 | 0- 2 | 3- 1 | | | | |
| 2- 2 | 0- 0 | 0- 1 | HOME | 0- 0 | 0- 1 | 2- 0 | | | | |
| 1- 1 | 0- 0 | 0- 0 | AWAY | 1- 0 | 0- 0 | 0- 1 | | | | |
| 2- 1 | 0- 0 | 0- 0 | NEUTRAL | 1- 0 | 0- 1 | 1- 0 | | | | |
| 5- 4 | 0- 0 | 0- 1 | NON-CONFERENCE | 2- 0 | 0- 2 | 3- 1 | | | | |
| 2- 2 | 0- 0 | 0- 1 | HOME | 0- 0 | 0- 1 | 2- 0 | | | | |
| 1- 1 | 0- 0 | 0- 0 | AWAY | 1- 0 | 0- 0 | 0- 1 | | | | |
| 2- 1 | 0- 0 | 0- 0 | NEUTRAL | 1- 0 | 0- 1 | 1- 0 | | | | |
| 0- 0 | 0- 0 | 0- 0 | CONFERENCE | 0- 0 | 0- 0 | 0- 0 | | | | |
| 0- 0 | 0- 0 | 0- 0 | HOME | 0- 0 | 0- 0 | 0- 0 | | | | |
| 0- 0 | 0- 0 | 0- 0 | AWAY | 0- 0 | 0- 0 | 0- 0 | | | | |
| 0- 0 | 0- 0 | 0- 0 | NEUTRAL | 0- 0 | 0- 0 | 0- 0 | | | | |

| RPI S Opponent Score | RPI S Opponent Score | RPI S Opponent Score | RPI S Opponent Score |
|---------------------------|-------------------------|----------------------------|----------------------------|
| 42 H UCF 58 61 | 63 A Northwestern 52 49 | 76 N Arkansas 61 54 | 130 N Wisconsin 42 57 |
| | | | 131 H Youngstown St. 55 64 |
| | | | 166 A Georgetown 41 70 |
| | | | 224 H Cincinnati 65 48 |
| | | | 247 H New Orleans 90 38 |
| | | | 293 N Tennessee St. 78 56 |
| LAST 12 Division I GAMES: | | | |
| 63 A Northwestern 52 49 | 224 H Cincinnati 65 48 | 131 H Youngstown St. 55 64 | 42 H UCF 58 61 |
| 293 N Tennessee St. 78 56 | | | |
| 76 N Arkansas 61 54 | | | |
| 130 N Wisconsin 42 57 | | | |
| 166 A Georgetown 41 70 | | | |

Non-Div I Games:

Pittsburgh

Average RPI Loss: 98

| | | | | | | | | | |
|------------------|----------|-----------|----------------|------------|-------------|----------|----|---|---|
| DIV. I ONLY | 5- 2 | 78 | 0- 1 | 180 | 166 | 85 | 85 | 7 | 7 |
| DIV. I NON-CONF. | 5- 2 | 78 | 0- 1 | 180 | 166 | 85 | 85 | 7 | 7 |
| TOTALS | RPI 1-25 | RPI 26-50 | W-L RECORDS | RPI 51-100 | RPI 101-150 | RPI 150+ | | | |
| 5- 2 | 0- 0 | 0- 0 | OVERALL | 1- 1 | 0- 1 | 4- 0 | | | |
| 2- 0 | 0- 0 | 0- 0 | HOME | 1- 0 | 0- 0 | 1- 0 | | | |
| 3- 1 | 0- 0 | 0- 0 | AWAY | 0- 1 | 0- 0 | 3- 0 | | | |
| 0- 1 | 0- 0 | 0- 0 | NEUTRAL | 0- 0 | 0- 1 | 0- 0 | | | |
| 5- 2 | 0- 0 | 0- 0 | NON-CONFERENCE | 1- 1 | 0- 1 | 4- 0 | | | |
| 2- 0 | 0- 0 | 0- 0 | HOME | 1- 0 | 0- 0 | 1- 0 | | | |
| 3- 1 | 0- 0 | 0- 0 | AWAY | 0- 1 | 0- 0 | 3- 0 | | | |
| 0- 1 | 0- 0 | 0- 0 | NEUTRAL | 0- 0 | 0- 1 | 0- 0 | | | |
| 0- 0 | 0- 0 | 0- 0 | CONFERENCE | 0- 0 | 0- 0 | 0- 0 | | | |
| 0- 0 | 0- 0 | 0- 0 | HOME | 0- 0 | 0- 0 | 0- 0 | | | |
| 0- 0 | 0- 0 | 0- 0 | AWAY | 0- 0 | 0- 0 | 0- 0 | | | |
| 0- 0 | 0- 0 | 0- 0 | NEUTRAL | 0- 0 | 0- 0 | 0- 0 | | | |

[illegible]

Portl and

| | | | | | | | | | | | |
|------------------|----------|------|-----------|-----------|----------------|-------------|---------------|-------------|------|----------|-----------|
| Average RPI | Win: | 170 | WON-LOST | WINNING | LAST 10 | STRENGTH OF | OPP. STRENGTH | TEAM | ADJ. | CONF. | ADJ CONF. |
| Average RPI | Loss: | 0 | RECORD | PCT. RANK | GAMES | SCHEDULE | OF SCHEDULE | RPI | RPI | RPI | RPI |
| DIV. I ONLY | | 4- 0 | | 1 | 1- 0 | 298 | 19 | 60 | 60 | 10 | 10 |
| DIV. I NON-CONF. | | 4- 0 | | 1 | 1- 0 | 298 | 19 | 60 | 60 | 10 | 10 |
| ----- | | | | | | | | | | | |
| TOTALS | RPI 1-25 | | RPI 26-50 | | W-L RECORDS | RPI 51-100 | | RPI 101-150 | | RPI 150+ | |
| 4- 0 | 0- 0 | | 0- 0 | | OVERALL | 1- 0 | | 1- 0 | | 2- 0 | |
| 4- 0 | 0- 0 | | 0- 0 | | HOME | 1- 0 | | 1- 0 | | 2- 0 | |
| 0- 0 | 0- 0 | | 0- 0 | | AWAY | 0- 0 | | 0- 0 | | 0- 0 | |
| 0- 0 | 0- 0 | | 0- 0 | | NEUTRAL | 0- 0 | | 0- 0 | | 0- 0 | |
| 4- 0 | 0- 0 | | 0- 0 | | NON-CONFERENCE | 1- 0 | | 1- 0 | | 2- 0 | |
| 4- 0 | 0- 0 | | 0- 0 | | HOME | 1- 0 | | 1- 0 | | 2- 0 | |
| 0- 0 | 0- 0 | | 0- 0 | | AWAY | 0- 0 | | 0- 0 | | 0- 0 | |
| 0- 0 | 0- 0 | | 0- 0 | | NEUTRAL | 0- 0 | | 0- 0 | | 0- 0 | |
| 0- 0 | 0- 0 | | 0- 0 | | CONFERENCE | 0- 0 | | 0- 0 | | 0- 0 | |
| 0- 0 | 0- 0 | | 0- 0 | | HOME | 0- 0 | | 0- 0 | | 0- 0 | |
| 0- 0 | 0- 0 | | 0- 0 | | AWAY | 0- 0 | | 0- 0 | | 0- 0 | |
| 0- 0 | 0- 0 | | 0- 0 | | NEUTRAL | 0- 0 | | 0- 0 | | 0- 0 | |

| | | | | | | | | | | | | | | | | | | | |
|---------------------------|---|----------|-------|-----------|---|----------|-------|------------|---|--------------|-------|----------------|---|----------|-------|----------|---|--------------|-------|
| RPI 1-25 | | | | RPI 26-50 | | | | RPI 51-100 | | | | Team's RPI: 60 | | | | RPI 101+ | | | |
| RPI | S | Opponent | Score | RPI | S | Opponent | Score | RPI | S | Opponent | Score | RPI | S | Opponent | Score | RPI | S | Opponent | Score |
| | | | | | | | | 85 | H | Portland | 92 79 | | | | | 124 | H | UC Davis | 65 50 |
| | | | | | | | | | | | | | | | | 212 | H | San Jose St. | 80 51 |
| | | | | | | | | | | | | | | | | 260 | H | Seattle U | 68 43 |
| LAST 12 Division I GAMES: | | | | | | | | | | | | | | | | | | | |
| | | | | 85 | H | Portland | 92 79 | 260 | H | Seattle U | 68 43 | | | | | 124 | H | UC Davis | 65 50 |
| | | | | | | | | 212 | H | San Jose St. | 80 51 | | | | | | | | |

Non-Div I Games: Warner Pacific 102 49

Portl and St.

| | | | | | | | | | | |
|------------------|-----------|-----------|----------------|------------|-------------|---------------|------|------|-------|-----------|
| Average RPI | Win: 291 | WON-LOST | WINNING | LAST 10 | STRENGTH OF | OPP. STRENGTH | TEAM | ADJ. | CONF. | ADJ CONF. |
| Average RPI | Loss: 154 | RECORD | PCT. RANK | GAMES | SCHEDULE | OF SCHEDULE | RPI | RPI | RPI | RPI |
| DIV. I ONLY | 1- 2 | 230 | 1- 0 | 81 | 298 | 163 | 163 | 26 | 26 | |
| DIV. I NON-CONF. | 1- 2 | 230 | 1- 0 | 81 | 298 | 163 | 163 | 26 | 26 | |
| ----- | | | | | | | | | | |
| TOTALS | RPI 1-25 | RPI 26-50 | W-L RECORDS | RPI 51-100 | RPI 101-150 | RPI 150+ | | | | |
| 1- 2 | 0- 0 | 0- 1 | OVERALL | 0- 0 | 0- 0 | 1- 1 | | | | |
| 0- 0 | 0- 0 | 0- 0 | HOME | 0- 0 | 0- 0 | 0- 0 | | | | |
| 0- 2 | 0- 0 | 0- 1 | AWAY | 0- 0 | 0- 0 | 0- 1 | | | | |
| 1- 0 | 0- 0 | 0- 0 | NEUTRAL | 0- 0 | 0- 0 | 1- 0 | | | | |
| 1- 2 | 0- 0 | 0- 1 | NON-CONFERENCE | 0- 0 | 0- 0 | 1- 1 | | | | |
| 0- 0 | 0- 0 | 0- 0 | HOME | 0- 0 | 0- 0 | 0- 0 | | | | |
| 0- 2 | 0- 0 | 0- 1 | AWAY | 0- 0 | 0- 0 | 0- 1 | | | | |
| 1- 0 | 0- 0 | 0- 0 | NEUTRAL | 0- 0 | 0- 0 | 1- 0 | | | | |
| 0- 0 | 0- 0 | 0- 0 | CONFERENCE | 0- 0 | 0- 0 | 0- 0 | | | | |
| 0- 0 | 0- 0 | 0- 0 | HOME | 0- 0 | 0- 0 | 0- 0 | | | | |
| 0- 0 | 0- 0 | 0- 0 | AWAY | 0- 0 | 0- 0 | 0- 0 | | | | |
| 0- 0 | 0- 0 | 0- 0 | NEUTRAL | 0- 0 | 0- 0 | 0- 0 | | | | |

| RPI 1-25 | | | | RPI 26-50 | | | | RPI 51-100 | | | | RPI 101+ Team's RPI: 163 | | | |
|----------|---|----------|-------|-----------|---|--------------|-------|------------|---|----------|-------|--------------------------|---|--------------------|-------|
| RPI | S | Opponent | Score | RPI | S | Opponent | Score | RPI | S | Opponent | Score | RPI | S | Opponent | Score |
| | | | | 44 | A | Oklahoma St. | 50 70 | | | | | 264 | A | UTRGV | 50 57 |
| | | | | | | | | | | | | 291 | N | A&M-Corpus Christi | 67 59 |
| | | | | | | | | | | | | | | | |
| | | | | | | | | | | | | | | | |
| | | | | | | | | | | | | | | | |
| | | | | | | | | | | | | | | | |
| | | | | | | | | | | | | | | | |
| | | | | | | | | | | | | | | | |
| | | | | | | | | | | | | | | | |
| | | | | | | | | | | | | | | | |
| | | | | | | | | | | | | | | | |
| | | | | | | | | | | | | | | | |
| | | | | | | | | | | | | | | | |
| | | | | | | | | | | | | | | | |
| | | | | | | | | | | | | | | | |
| | | | | | | | | | | | | | | | |
| | | | | | | | | | | | | | | | |
| | | | | | | | | | | | | | | | |
| | | | | | | | | | | | | | | | |
| | | | | | | | | | | | | | | | |
| | | | | | | | | | | | | | | | |
| | | | | | | | | | | | | | | | |
| | | | | | | | | | | | | | | | |
| | | | | | | | | | | | | | | | |
| | | | | | | | | | | | | | | | |
| | | | | | | | | | | | | | | | |
| | | | | | | | | | | | | | | | |
| | | | | | | | | | | | | | | | |
| | | | | | | | | | | | | | | | |
| | | | | | | | | | | | | | | | |
| | | | | | | | | | | | | | | | |
| | | | | | | | | | | | | | | | |
| | | | | | | | | | | | | | | | |
| | | | | | | | | | | | | | | | |
| | | | | | | | | | | | | | | | |
| | | | | | | | | | | | | | | | |
| | | | | | | | | | | | | | | | |
| | | | | | | | | | | | | | | | |
| | | | | | | | | | | | | | | | |
| | | | | | | | | | | | | | | | |
| | | | | | | | | | | | | | | | |
| | | | | | | | | | | | | | | | |
| | | | | | | | | | | | | | | | |
| | | | | | | | | | | | | | | | |
| | | | | | | | | | | | | | | | |
| | | | | | | | | | | | | | | | |
| | | | | | | | | | | | | | | | |
| | | | | | | | | | | | | | | | |
| | | | | | | | | | | | | | | | |
| | | | | | | | | | | | | | | | |
| | | | | | | | | | | | | | | | |
| | | | | | | | | | | | | | | | |
| | | | | | | | | | | | | | | | |
| | | | | | | | | | | | | | | | |
| | | | | | | | | | | | | | | | |
| | | | | | | | | | | | | | | | |
| | | | | | | | | | | | | | | | |
| | | | | | | | | | | | | | | | |
| | | | | | | | | | | | | | | | |
| | | | | | | | | | | | | | | | |
| | | | | | | | | | | | | | | | |
| | | | | | | | | | | | | | | | |
| | | | | | | | | | | | | | | | |
| | | | | | | | | | | | | | | | |
| | | | | | | | | | | | | | | | |
| | | | | | | | | | | | | | | | |
| | | | | | | | | | | | | | | | |
| | | | | | | | | | | | | | | | |
| | | | | | | | | | | | | | | | |
| | | | | | | | | | | | | | | | |
| | | | | | | | | | | | | | | | |
| | | | | | | | | | | | | | | | |
| | | | | | | | | | | | | | | | |
| | | | | | | | | | | | | | | | |
| | | | | | | | | | | | | | | | |
| | | | | | | | | | | | | | | | |
| | | | | | | | | | | | | | | | |
| | | | | | | | | | | | | | | | |
| | | | | | | | | | | | | | | | |
| | | | | | | | | | | | | | | | |
| | | | | | | | | | | | | | | | |
| | | | | | | | | | | | | | | | |
| | | | | | | | | | | | | | | | |
| | | | | | | | | | | | | | | | |
| | | | | | | | | | | | | | | | |
| | | | | | | | | | | | | | | | |
| | | | | | | | | | | | | | | | |
| | | | | | | | | | | | | | | | |
| | | | | | | | | | | | | | | | |
| | | | | | | | | | | | | | | | |
| | | | | | | | | | | | | | | | |
| | | | | | | | | | | | | | | | |
| | | | | | | | | | | | | | | | |
| | | | | | | | | | | | | | | | |
| | | | | | | | | | | | | | | | |
| | | | | | | | | | | | | | | | |
| | | | | | | | | | | | | | | | |
| | | | | | | | | | | | | | | | |
| | | | | | | | | | | | | | | | |
| | | | | | | | | | | | | | | | |
| | | | | | | | | | | | | | | | |
| | | | | | | | | | | | | | | | |
| | | | | | | | | | | | | | | | |
| | | | | | | | | | | | | | | | |
| | | | | | | | | | | | | | | | |
| | | | | | | | | | | | | | | | |
| | | | | | | | | | | | | | | | |
| | | | | | | | | | | | | | | | |
| | | | | | | | | | | | | | | | |
| | | | | | | | | | | | | | | | |
| | | | | | | | | | | | | | | | |
| | | | | | | | | | | | | | | | |
| | | | | | | | | | | | | | | | |
| | | | | | | | | | | | | | | | |
| | | | | | | | | | | | | | | | |
| | | | | | | | | | | | | | | | |
| | | | | | | | | | | | | | | | |
| | | | | | | | | | | | | | | | |
| | | | | | | | | | | | | | | | |
| | | | | | | | | | | | | | | | |
| | | | | | | | | | | | | | | | |
| | | | | | | | | | | | | | | | |
| | | | | | | | | | | | | | | | |
| | | | | | | | | | | | | | | | |
| | | | | | | | | | | | | | | | |
| | | | | | | | | | | | | | | | |
| | | | | | | | | | | | | | | | |
| | | | | | | | | | | | | | | | |
| | | | | | | | | | | | | | | | |
| | | | | | | | | | | | | | | | |
| | | | | | | | | | | | | | | | |
| | | | | | | | | | | | | | | | |
| | | | | | | | | | | | | | | | |
| | | | | | | | | | | | | | | | |
| | | | | | | | | | | | | | | | |
| | | | | | | | | | | | | | | | |
| | | | | | | | | | | | | | | | |
| | | | | | | | | | | | | | | | |
| | | | | | | | | | | | | | | | |
| | | | | | | | | | | | | | | | |
| | | | | | | | | | | | | | | | |
| | | | | | | | | | | | | | | | |
| | | | | | | | | | | | | | | | |
| | | | | | | | | | | | | | | | |
| | | | | | | | | | | | | | | | |
| | | | | | | | | | | | | | | | |
| | | | | | | | | | | | | | | | |
| | | | | | | | | | | | | | | | |
| | | | | | | | | | | | | | | | |
| | | | | | | | | | | | | | | | |
| | | | | | | | | | | | | | | | |
| | | | | | | | | | | | | | | | |
| | | | | | | | | | | | | | | | |
| | | | | | | | | | | | | | | | |
| | | | | | | | | | | | | | | | |
| | | | | | | | | | | | | | | | |
| | | | | | | | | | | | | | | | |
| | | | | | | | | | | | | | | | |
| | | | | | | | | | | | | | | | |
| | | | | | | | | | | | | | | | |
| | | | | | | | | | | | | | | | |
| | | | | | | | | | | | | | | | |
| | | | | | | | | | | | | | | | |
| | | | | | | | | | | | | | | | |
| | | | | | | | | | | | | | | | |
| | | | | | | | | | | | | | | | |
| | | | | | | | | | | | | | | | |
| | | | | | | | | | | | | | | | |
| | | | | | | | | | | | | | | | |
| | | | | | | | | | | | | | | | |
| | | | | | | | | | | | | | | | |
| | | | | | | | | | | | | | | | |
| | | | | | | | | | | | | | | | |
| | | | | | | | | | | | | | | | |
| | | | | | | | | | | | | | | | |
| | | | | | | | | | | | | | | | |
| | | | | | | | | | | | | | | | |
| | | | | | | | | | | | | | | | |
| | | | | | | | | | | | | | | | |
| | | | | | | | | | | | | | | | |
| | | | | | | | | | | | | | | | |
| | | | | | | | | | | | | | | | |
| | | | | | | | | | | | | | | | |
| | | | | | | | | | | | | | | | |
| | | | | | | | | | | | | | | | |
| | | | | | | | | | | | | | | | |
| | | | | | | | | | | | | | | | |
| | | | | | | | | | | | | | | | |
| | | | | | | | | | | | | | | | |
| | | | | | | | | | | | | | | | |
| | | | | | | | | | | | | | | | |
| | | | | | | | | | | | | | | | |
| | | | | | | | | | | | | | | | |
| | | | | | | | | | | | | | | | |
| | | | | | | | | | | | | | | | |
| | | | | | | | | | | | | | | | |
| | | | | | | | | | | | | | | | |
| | | | | | | | | | | | | | | | |
| | | | | | | | | | | | | | | | |
| | | | | | | | | | | | | | | | |
| | | | | | | | | | | | | | | | |
| | | | | | | | | | | | | | | | |
| | | | | | | | | | | | | | | | |
| | | | | | | | | | | | | | | | |
| | | | | | | | | | | | | | | | |
| | | | | | | | | | | | | | | | |
| | | | | | | | | | | | | | | | |
| | | | | | | | | | | | | | | | |
| | | | | | | | | | | | | | | | |
| | | | | | | | | | | | | | | | |
| | | | | | | | | | | | | | | | |
| | | | | | | | | | | | | | | | |
| | | | | | | | | | | | | | | | |
| | | | | | | | | | | | | | | | |
| | | | | | | | | | | | | | | | |
| | | | | | | | | | | | | | | | |
| | | | | | | | | | | | | | | | |
| | | | | | | | | | | | | | | | |
| | | | | | | | | | | | | | | | |
| | | | | | | | | | | | | | | | |
| | | | | | | | | | | | | | | | |
| | | | | | | | | | | | | | | | |
| | | | | | | | | | | | | | | | |
| | | | | | | | | | | | | | | | |
| | | | | | | | | | | | | | | | |
| | | | | | | | | | | | | | | | |
| | | | | | | | | | | | | | | | |
| | | | | | | | | | | | | | | | |
| | | | | | | | | | | | | | | | |
| | | | | | | | | | | | | | | | |
| | | | | | | | | | | | | | | | |
| | | | | | | | | | | | | | | | |
| | | | | | | | | | | | | | | | |
| | | | | | | | | | | | | | | | |
| | | | | | | | | | | | | | | | |
| | | | | | | | | | | | | | | | |
| | | | | | | | | | | | | | | | |
| | | | | | | | | | | | | | | | |
| | | | | | | | | | | | | | | | |
| | | | | | | | | | | | | | | | |
| | | | | | | | | | | | | | | | |
| | | | | | | | | | | | | | | | |
| | | | | | | | | | | | | | | | |
| | | | | | | | | | | | | | | | |
| | | | | | | | | | | | | | | | |
| | | | | | | | | | | | | | | | |
| | | | | | | | | | | | | | | | |
| | | | | | | | | | | | | | | | |
| | | | | | | | | | | | | | | | |
| | | | | | | | | | | | | | | | |
| | | | | | | | | | | | | | | | |
| | | | | | | | | | | | | | | | |
| | | | | | | | | | | | | | | | |
| | | | | | | | | | | | | | | | |
| | | | | | | | | | | | | | | | |
| | | | | | | | | | | | | | | | |
| | | | | | | | | | | | | | | | |
| | | | | | | | | | | | | | | | |
| | | | | | | | | | | | | | | | |
| | | | | | | | | | | | | | | | |
| | | | | | | | | | | | | | | | |
| | | | | | | | | | | | | | | | |
| | | | | | | | | | | | | | | | |
| | | | | | | | | | | | | | | | |
| | | | | | | | | | | | | | | | |
| | | | | | | | | | | | | | | | |
| | | | | | | | | | | | | | | | |
| | | | | | | | | | | | | | | | |
| | | | | | | | | | | | | | | | |
| | | | | | | | | | | | | | | | |
| | | | | | | | | | | | | | | | |
| | | | | | | | | | | | | | | | |
| | | | | | | | | | | | | | | | |
| | | | | | | | | | | | | | | | |
| | | | | | | | | | | | | | | | |
| | | | | | | | | | | | | | | | |
| | | | | | | | | | | | | | | | |
| | | | | | | | | | | | | | | | |
| | | | | | | | | | | | | | | | |
| | | | | | | | | | | | | | | | |
| | | | | | | | | | | | | | | | |
| | | | | | | | | | | | | | | | |
| | | | | | | | | | | | | | | | |
| | | | | | | | | | | | | | | | |
| | | | | | | | | | | | | | | | |
| | | | | | | | | | | | | | | | |
| | | | | | | | | | | | | | | | |
| | | | | | | | | | | | | | | | |
| | | | | | | | | | | | | | | | |
| | | | | | | | | | | | | | | | |
| | | | | | | | | | | | | | | | |
| | | | | | | | | | | | | | | | |
| | | | | | | | | | | | | | | | |
| | | | | | | | | | | | | | | | |
| | | | | | | | | | | | | | | | |
| | | | | | | | | | | | | | | | |
| | | | | | | | | | | | | | | | |
| | | | | | | | | | | | | | | | |
| | | | | | | | | | | | | | | | |
| | | | | | | | | | | | | | | | |
| | | | | | | | | | | | | | | | |
| | | | | | | | | | | | | | | | |
| | | | | | | | | | | | | | | | |
| | | | | | | | | | | | | | | | |
| | | | | | | | | | | | | | | | |
| | | | | | | | | | | | | | | | |
| | | | | | | | | | | | | | | | |
| | | | | | | | | | | | | | | | |
| | | | | | | | | | | | | | | | |
| | | | | | | | | | | | | | | | |
| | | | | | | | | | | | | | | | |
| | | | | | | | | | | | | | | | |
| | | | | | | | | | | | | | | | |
| | | | | | | | | | | | | | | | |
| | | | | | | | | | | | | | | | |
| | | | | | | | | | | | | | | | |
| | | | | | | | | | | | | | | | |
| | | | | | | | | | | | | | | | |
| | | | | | | | | | | | | | | | |
| | | | | | | | | | | | | | | | |
| | | | | | | | | | | | | | | | |
| | | | | | | | | | | | | | | | |
| | | | | | | | | | | | | | | | |
| | | | | | | | | | | | | | | | |
| | | | | | | | | | | | | | | | |
| | | | | | | | | | | | | | | | |
| | | | | | | | | | | | | | | | |
| | | | | | | | | | | | | | | | |
| | | | | | | | | | | | | | | | |
| | | | | | | | | | | | | | | | |
| | | | | | | | | | | | | | | | |
| | | | | | | | | | | | | | | | |
| | | | | | | | | | | | | | | | |
| | | | | | | | | | | | | | | | |
| | | | | | | | | | | | | | | | |
| | | | | | | | | | | | | | | | |
| | | | | | | | | | | | | | | | |
| | | | | | | | | | | | | | | | |
| | | | | | | | | | | | | | | | |
| | | | | | | | | | | | | | | | |
| | | | | | | | | | | | | | | | |
| | | | | | | | | | | | | | | | |
| | | | | | | | | | | | | | | | |
| | | | | | | | | | | | | | | | |
| | | | | | | | | | | | | | | | |
| | | | | | | | | | | | | | | | |
| | | | | | | | | | | | | | | | |
| | | | | | | | | | | | | | | | |
| | | | | | | | | | | | | | | | |
| | | | | | | | | | | | | | | | |
| | | | | | | | | | | | | | | | |
| | | | | | | | | | | | | | | | |
| | | | | | | | | | | | | | | | |
| | | | | | | | | | | | | | | | |
| | | | | | | | | | | | | | | | |
| | | | | | | | | | | | | | | | |
| | | | | | | | | | | | | | | | |
| | | | | | | | | | | | | | | | |
| | | | | | | | | | | | | | | | |
| | | | | | | | | | | | | | | | |
| | | | | | | | | | | | | | | | |
| | | | | | | | | | | | | | | | |
| | | | | | | | | | | | | | | | |
| | | | | | | | | | | | | | | | |
| | | | | | | | | | | | | | | | |
| | | | | | | | | | | | | | | | |
| | | | | | | | | | | | | | | | |
| | | | | | | | | | | | | | | | |
| | | | | | | | | | | | | | | | |
| | | | | | | | | | | | | | | | |
| | | | | | | | | | | | | | | | |
| | | | | | | | | | | | | | | | |
| | | | | | | | | | | | | | | | |
| | | | | | | | | | | | | | | | |
| | | | | | | | | | | | | | | | |
| | | | | | | | | | | | | | | | |
| | | | | | | | | | | | | | | | |
| | | | | | | | | | | | | | | | |
| | | | | | | | | | | | | | | | |
| | | | | | | | | | | | | | | | |
| | | | | | | | | | | | | | | | |
| | | | | | | | | | | | | | | | |
| | | | | | | | | | | | | | | | |
| | | | | | | | | | | | | | | | |
| | | | | | | | | | | | | | | | |
| | | | | | | | | | | | | | | | |
| | | | | | | | | | | | | | | | |
| | | | | | | | | | | | | | | | |
| | | | | | | | | | | | | | | | |

| | | | | | | | | | | |
|-------------------|-----|----------|-----------|---------|-------------|---------------|------|------|-------|-----------|
| Average RPI Win: | 198 | WON-LOST | WINNING | LAST 10 | STRENGTH OF | OPP. STRENGTH | TEAM | ADJ. | CONF. | ADJ CONF. |
| Average RPI Loss: | 182 | RECORD | PCT. RANK | GAMES | SCHEDULE | OF SCHEDULE | RPI | RPI | RPI | RPI |

| | | | | | | | | | |
|------------------|----------|-----------|----------------|------------|-------------|----------|-----|----|----|
| DIV. I ONLY | 1- 5 | 288 | 0- 1 | 210 | 221 | 302 | 302 | 30 | 30 |
| DIV. I NON-CONF. | 1- 5 | 288 | 0- 1 | 210 | 221 | 302 | 302 | 30 | 30 |
| TOTALS | RPI 1-25 | RPI 26-50 | W-L RECORDS | RPI 51-100 | RPI 101-150 | RPI 150+ | | | |
| 1- 5 | 0- 1 | 0- 0 | OVERALL | 0- 0 | 0- 0 | 1- 4 | | | |
| 1- 1 | 0- 0 | 0- 0 | HOME | 0- 0 | 0- 0 | 1- 1 | | | |
| 0- 4 | 0- 1 | 0- 0 | AWAY | 0- 0 | 0- 0 | 0- 3 | | | |
| 0- 0 | 0- 0 | 0- 0 | NEUTRAL | 0- 0 | 0- 0 | 0- 0 | | | |
| 1- 5 | 0- 1 | 0- 0 | NON-CONFERENCE | 0- 0 | 0- 0 | 1- 4 | | | |
| 1- 1 | 0- 0 | 0- 0 | HOME | 0- 0 | 0- 0 | 1- 1 | | | |
| 0- 4 | 0- 1 | 0- 0 | AWAY | 0- 0 | 0- 0 | 0- 3 | | | |
| 0- 0 | 0- 0 | 0- 0 | NEUTRAL | 0- 0 | 0- 0 | 0- 0 | | | |
| 0- 0 | 0- 0 | 0- 0 | CONFERENCE | 0- 0 | 0- 0 | 0- 0 | | | |
| 0- 0 | 0- 0 | 0- 0 | HOME | 0- 0 | 0- 0 | 0- 0 | | | |
| 0- 0 | 0- 0 | 0- 0 | AWAY | 0- 0 | 0- 0 | 0- 0 | | | |
| 0- 0 | 0- 0 | 0- 0 | NEUTRAL | 0- 0 | 0- 0 | 0- 0 | | | |

| | | | |
|--------------------------------|----------------------|----------------------|--------------------------------|
| RPI S Opponent Score | RPI S Opponent Score | RPI S Opponent Score | RPI S Opponent Score |
| 9 A Tennessee 49 97 | | | 165 A UNCW 48 63 |
| | | | 187 A Vanderbilt 43 78 |
| | | | 198 H Wofford 61 50 |
| | | | 234 A Samford 54 75 |
| | | | 316 H South Carolina St. 48 57 |
| Team's RPI: 302 | | | |
| LAST 12 Division I GAMES: | | | |
| 234 A Samford 54 75 | | | |
| 187 A Vanderbilt 43 78 | | | |
| 316 H South Carolina St. 48 57 | | | |
| 198 H Wofford 61 50 | | | |
| 165 A UNCW 48 63 | | | |
| 9 A Tennessee 49 97 | | | |

Non-Div I Games:

Presbyterian

| | | | | | | | | | | |
|-------------------|----------|-----------|----------------|------------|-------------|---------------|------|------|-------|-----------|
| Average RPI Win: | 293 | WON-LOST | WINNING | LAST 10 | STRENGTH OF | OPP. STRENGTH | TEAM | ADJ. | CONF. | ADJ CONF. |
| Average RPI Loss: | 106 | RECORD | PCT. RANK | GAMES | SCHEDULE | OF SCHEDULE | RPI | RPI | RPI | RPI |
| DIV. I ONLY | 2- 7 | 282 | 1- 0 | 89 | 134 | 201 | 201 | 19 | 19 | |
| DIV. I NON-CONF. | 2- 7 | 282 | 1- 0 | 89 | 134 | 201 | 201 | 19 | 19 | |
| ----- | | | | | | | | | | |
| TOTALS | RPI 1-25 | RPI 26-50 | W-L RECORDS | RPI 51-100 | RPI 101-150 | RPI 150+ | | | | |
| 2- 7 | 0- 1 | 0- 0 | OVERALL | 0- 3 | 0- 2 | 2- 1 | | | | |
| 1- 1 | 0- 0 | 0- 0 | HOME | 0- 0 | 0- 1 | 1- 0 | | | | |
| 1- 3 | 0- 0 | 0- 0 | AWAY | 0- 2 | 0- 0 | 1- 1 | | | | |
| 0- 3 | 0- 1 | 0- 0 | NEUTRAL | 0- 1 | 0- 1 | 0- 0 | | | | |
| 2- 7 | 0- 1 | 0- 0 | NON-CONFERENCE | 0- 3 | 0- 2 | 2- 1 | | | | |
| 1- 1 | 0- 0 | 0- 0 | HOME | 0- 0 | 0- 1 | 1- 0 | | | | |
| 1- 3 | 0- 0 | 0- 0 | AWAY | 0- 2 | 0- 0 | 1- 1 | | | | |
| 0- 3 | 0- 1 | 0- 0 | NEUTRAL | 0- 1 | 0- 1 | 0- 0 | | | | |
| 0- 0 | 0- 0 | 0- 0 | CONFERENCE | 0- 0 | 0- 0 | 0- 0 | | | | |
| 0- 0 | 0- 0 | 0- 0 | HOME | 0- 0 | 0- 0 | 0- 0 | | | | |
| 0- 0 | 0- 0 | 0- 0 | AWAY | 0- 0 | 0- 0 | 0- 0 | | | | |
| 0- 0 | 0- 0 | 0- 0 | NEUTRAL | 0- 0 | 0- 0 | 0- 0 | | | | |

| RPI 1-25 | | | | RPI 26-50 | | | | RPI 51-100 | | | | RPI 101+ | | | | Team's RPI: 201 |
|---------------------------|---|-------------------|-------|-----------|---|------------|-------|------------|---|-----------|-------|----------|---|-------------------|-------|-----------------|
| RPI | S | Opponent | Score | RPI | S | Opponent | Score | RPI | S | Opponent | Score | RPI | S | Opponent | Score | |
| 7 | N | Syracuse | 61 92 | | | | | 70 | A | Villanova | 46 67 | 138 | H | Seton Hall | 66 70 | |
| | | | | | | | | 72 | A | Penn St. | 71 79 | 148 | N | Kansas St. | 61 80 | |
| | | | | | | | | 87 | N | DePaul | 67 82 | 222 | A | George Washington | 49 64 | |
| | | | | | | | | | | | | 289 | A | Rider | 89 65 | |
| | | | | | | | | | | | | 296 | H | Davidson | 65 57 | |
| LAST 12 Division I GAMES: | | | | | | | | | | | | | | | | |
| 138 | H | Seton Hall | 66 70 | 296 | H | Davidson | 65 57 | 70 | A | Villanova | 46 67 | | | | | |
| 222 | A | George Washington | 49 64 | 148 | N | Kansas St. | 61 80 | 7 | N | Syracuse | 61 92 | | | | | |
| 289 | A | Rider | 89 65 | 87 | N | DePaul | 67 82 | 72 | A | Penn St. | 71 79 | | | | | |

Non-Div I Games:

Princeton

| | | | | | | | | | | | |
|------------------|----------|------|-----------|-----------|----------------|-------------|---------------|-------------|------|----------|-----------|
| Average RPI | Win: | 182 | WON-LOST | WINNING | LAST 10 | STRENGTH OF | OPP. STRENGTH | TEAM | ADJ. | CONF. | ADJ CONF. |
| Average RPI | Loss: | 64 | RECORD | PCT. RANK | GAMES | SCHEDULE | OF SCHEDULE | RPI | RPI | RPI | RPI |
| DIV. I ONLY | | 4- 3 | | 139 | 1- 0 | 76 | 94 | 83 | 83 | 5 | 5 |
| DIV. I NON-CONF. | | 4- 3 | | 139 | 1- 0 | 76 | 94 | 83 | 83 | 5 | 5 |
| ----- | | | | | | | | | | | |
| TOTALS | RPI 1-25 | | RPI 26-50 | | W-L RECORDS | RPI 51-100 | | RPI 101-150 | | RPI 150+ | |
| 4- 3 | 0- 0 | | 0- 1 | | OVERALL | 1- 2 | | 0- 0 | | 3- 0 | |
| 2- 1 | 0- 0 | | 0- 1 | | HOME | 0- 0 | | 0- 0 | | 2- 0 | |
| 1- 2 | 0- 0 | | 0- 0 | | AWAY | 1- 2 | | 0- 0 | | 0- 0 | |
| 1- 0 | 0- 0 | | 0- 0 | | NEUTRAL | 0- 0 | | 0- 0 | | 1- 0 | |
| 4- 3 | 0- 0 | | 0- 1 | | NON-CONFERENCE | 1- 2 | | 0- 0 | | 3- 0 | |
| 2- 1 | 0- 0 | | 0- 1 | | HOME | 0- 0 | | 0- 0 | | 2- 0 | |
| 1- 2 | 0- 0 | | 0- 0 | | AWAY | 1- 2 | | 0- 0 | | 0- 0 | |
| 1- 0 | 0- 0 | | 0- 0 | | NEUTRAL | 0- 0 | | 0- 0 | | 1- 0 | |
| 0- 0 | 0- 0 | | 0- 0 | | CONFERENCE | 0- 0 | | 0- 0 | | 0- 0 | |
| 0- 0 | 0- 0 | | 0- 0 | | HOME | 0- 0 | | 0- 0 | | 0- 0 | |
| 0- 0 | 0- 0 | | 0- 0 | | AWAY | 0- 0 | | 0- 0 | | 0- 0 | |
| 0- 0 | 0- 0 | | 0- 0 | | NEUTRAL | 0- 0 | | 0- 0 | | 0- 0 | |

| | | | | |
|------------------------------|--------------------------|----------------------------|----------------|--------------------------|
| RPI 1-25 | RPI 26-50 | RPI 51-100 | Team's RPI: 83 | RPI 101+ |
| RPI S Opponent Score | RPI S Opponent Score | RPI S Opponent Score | | RPI S Opponent Score |
| | 31 H Qui nni pi ac 44 48 | 72 A Penn St. 72 74 | | 164 H Yale 59 42 |
| | | 77 A Boston Col lege 61 57 | | 217 H Sacred Heart 62 52 |
| | | 89 A Rhode Isl and 65 72 | | 271 N Bryant 72 64 |
| ----- | | | | |
| LAST 12 Di vi si on I GAMES: | | | | |
| | 271 N Bryant 72 64 | 77 A Boston Col lege 61 57 | | |
| | 89 A Rhode Isl and 65 72 | 217 H Sacred Heart 62 52 | | |
| | 164 H Yale 59 42 | 31 H Qui nni pi ac 44 48 | | |
| | | 72 A Penn St. 72 74 | | |

Non-Di v I Games:

Provi dence

Average RPI Win: 194

Average RPI Loss: 49

WON-LOST
RECORDWINNING
PCT. RANKLAST 10
GAMESSTRENGTH OF
SCHEDULEOPP. STRENGTH
OF SCHEDULETEAM
RPIADJ.
RPICONF.
RPIADJ CONF.
RPIDIV. I ONLY
DIV. I NON-CONF.6- 2
6- 266
661- 0
1- 0167
16764
6490
9090
903
33
3

TOTALS

RPI 1-25

RPI 26-50

W-L RECORDS

RPI 51-100

RPI 101-150

RPI 150+

6- 2 1- 1
4- 0 1- 0
1- 0 0- 0
1- 2 0- 10- 0
0- 0
0- 0
0- 0OVERALL
HOME
AWAY
NEUTRAL0- 1
0- 0
0- 0
0- 10- 0
0- 0
0- 0
0- 05- 0
3- 0
1- 0
1- 06- 2 1- 1
4- 0 1- 0
1- 0 0- 0
1- 2 0- 10- 0
0- 0
0- 0
0- 0NON-CONFERENCE
HOME
AWAY
NEUTRAL0- 1
0- 0
0- 0
0- 10- 0
0- 0
0- 0
0- 05- 0
3- 0
1- 0
1- 00- 0 0- 0
0- 0 0- 0
0- 0 0- 0
0- 0 0- 00- 0
0- 0
0- 0
0- 0CONFERENCE
HOME
AWAY
NEUTRAL0- 0
0- 0
0- 0
0- 00- 0
0- 0
0- 0
0- 00- 0
0- 0
0- 0
0- 0

RPI 1-25

RPI 26-50

RPI 51-100 Team's RPI: 90

RPI 101+

| RPI | S | Opponent | Score |
|-----|---|------------|-------|
| 3 | N | UConn | 40 86 |
| 12 | H | Miami (FL) | 74 63 |

| RPI | S | Opponent | Score |
|-----|---|-----------------|-------|
| 95 | N | St. John's (NY) | 62 68 |

| RPI | S | Opponent | Score |
|-----|---|-------------------|-------|
| 156 | H | Harvard | 66 65 |
| 200 | H | Western Ill. | 81 60 |
| 208 | N | Ole Miss | 70 59 |
| 259 | A | Ball St. | 80 38 |
| 327 | H | Purdue Fort Wayne | 78 44 |

| RPI | S | Opponent | Score |
|-----|---|-------------------|-------|
| 156 | H | Harvard | 66 65 |
| 200 | H | Western Ill. | 81 60 |
| 208 | N | Ole Miss | 70 59 |
| 259 | A | Ball St. | 80 38 |
| 327 | H | Purdue Fort Wayne | 78 44 |

LAST 12 Division I GAMES:

| | | | | | | | | | |
|-----|---|-------------------|----|----|----|---|------------|----|----|
| 208 | N | Ole Miss | 70 | 59 | 12 | H | Miami (FL) | 74 | 63 |
| 95 | N | St. John's (NY) | 62 | 68 | 3 | N | UConn | 40 | 86 |
| 327 | H | Purdue Fort Wayne | 78 | 44 | | | | | |
| 200 | H | Western Ill. | 81 | 60 | | | | | |
| 156 | H | Harvard | 66 | 65 | | | | | |
| 259 | A | Ball St. | 80 | 38 | | | | | |

Non-Div I Games:

Purdue

■ Loss,
 ■ Non-Conf,
 S Site,
 ■ Home
 ■ Away
 N Neutral

| | | | | | | | | | | |
|-------------------|----------|-----------|----------------|------------|-------------|---------------|------|------|-------|-----------|
| Average RPI Win: | 345 | WON-LOST | WINNING | LAST 10 | STRENGTH OF | OPP. STRENGTH | TEAM | ADJ. | CONF. | ADJ CONF. |
| Average RPI Loss: | 206 | RECORD | PCT. RANK | GAMES | SCHEDULE | OF SCHEDULE | RPI | RPI | RPI | RPI |
| DIV. I ONLY | 1- 6 | 303 | 0- 1 | 304 | 313 | 327 | 327 | 12 | 12 | |
| DIV. I NON-CONF. | 1- 6 | 303 | 0- 1 | 304 | 313 | 327 | 327 | 12 | 12 | |
| ----- | | | | | | | | | | |
| TOTALS | RPI 1-25 | RPI 26-50 | W-L RECORDS | RPI 51-100 | RPI 101-150 | RPI 150+ | | | | |
| 1- 6 | 0- 0 | 0- 0 | OVERALL | 0- 1 | 0- 0 | 1- 5 | | | | |
| 0- 1 | 0- 0 | 0- 0 | HOME | 0- 0 | 0- 0 | 0- 1 | | | | |
| 1- 5 | 0- 0 | 0- 0 | AWAY | 0- 1 | 0- 0 | 1- 4 | | | | |
| 0- 0 | 0- 0 | 0- 0 | NEUTRAL | 0- 0 | 0- 0 | 0- 0 | | | | |
| 1- 6 | 0- 0 | 0- 0 | NON-CONFERENCE | 0- 1 | 0- 0 | 1- 5 | | | | |
| 0- 1 | 0- 0 | 0- 0 | HOME | 0- 0 | 0- 0 | 0- 1 | | | | |
| 1- 5 | 0- 0 | 0- 0 | AWAY | 0- 1 | 0- 0 | 1- 4 | | | | |
| 0- 0 | 0- 0 | 0- 0 | NEUTRAL | 0- 0 | 0- 0 | 0- 0 | | | | |
| 0- 0 | 0- 0 | 0- 0 | CONFERENCE | 0- 0 | 0- 0 | 0- 0 | | | | |
| 0- 0 | 0- 0 | 0- 0 | HOME | 0- 0 | 0- 0 | 0- 0 | | | | |
| 0- 0 | 0- 0 | 0- 0 | AWAY | 0- 0 | 0- 0 | 0- 0 | | | | |
| 0- 0 | 0- 0 | 0- 0 | NEUTRAL | 0- 0 | 0- 0 | 0- 0 | | | | |

| RPI 1-25 | | | | RPI 26-50 | | | | RPI 51-100 | | | | RPI 101+ | | | | Team's RPI: 327 | |
|---------------------------|---|----------|-------|-----------|---|---------------|-------|------------|-----|----------|----------------|----------|-----|----------------|-----------|-----------------|----|
| RPI | S | Opponent | Score | RPI | S | Opponent | Score | RPI | S | Opponent | Score | RPI | S | Opponent | Score | | |
| | | | | | | | | 90 | A | Purdue | 44 | 78 | 177 | A | Milwaukee | 48 | 70 |
| | | | | | | | | | | | | 193 | H | SIUE | 49 | 57 | |
| | | | | | | | | | | | | 220 | A | Loyola Chicago | 67 | 81 | |
| | | | | | | | | | | | | 229 | A | Eastern Ill. | 63 | 72 | |
| | | | | | | | | | | | | 328 | A | Western Mich. | 61 | 69 | |
| | | | | | | | | | | | | 345 | A | Evansville | 72 | 66 | |
| ----- | | | | | | | | | | | | | | | | | |
| LAST 12 Division I GAMES: | | | | | | | | | | | | | | | | | |
| | | | | 328 | A | Western Mich. | 61 | 69 | 177 | A | Milwaukee | 48 | 70 | | | | |
| | | | | | | | | | 220 | A | Loyola Chicago | 67 | 81 | | | | |
| | | | | | | | | | 193 | H | SIUE | 49 | 57 | | | | |
| | | | | | | | | | 345 | A | Evansville | 72 | 66 | | | | |
| | | | | | | | | | 90 | A | Purdue | 44 | 78 | | | | |
| | | | | | | | | | 229 | A | Eastern Ill. | 63 | 72 | | | | |

Non-Div I Games: Taylor (IN) 84 74 Ind.-Kokomo 87 50

| | | | | | | | | | | | |
|------------------|----------|------|-----------|-----------|----------------|-------------|---------------|-------------|------|----------|-----------|
| Average RPI | Win: | 155 | WON-LOST | WINNING | LAST 10 | STRENGTH OF | OPP. STRENGTH | TEAM | ADJ. | CONF. | ADJ CONF. |
| Average RPI | Loss: | 48 | RECORD | PCT. RANK | GAMES | SCHEDULE | OF SCHEDULE | RPI | RPI | RPI | RPI |
| DIV. I ONLY | | 4- 4 | | 159 | 1- 0 | 16 | 149 | 31 | 31 | 25 | 25 |
| DIV. I NON-CONF. | | 4- 4 | | 159 | 1- 0 | 16 | 149 | 31 | 31 | 25 | 25 |
| ----- | | | | | | | | | | | |
| TOTALS | RPI 1-25 | | RPI 26-50 | | W-L RECORDS | RPI 51-100 | | RPI 101-150 | | RPI 150+ | |
| 4- 4 | 0- 0 | | 0- 3 | | OVERALL | 1- 1 | | 1- 0 | | 2- 0 | |
| 0- 1 | 0- 0 | | 0- 1 | | HOME | 0- 0 | | 0- 0 | | 0- 0 | |
| 3- 1 | 0- 0 | | 0- 1 | | AWAY | 1- 0 | | 1- 0 | | 1- 0 | |
| 1- 2 | 0- 0 | | 0- 1 | | NEUTRAL | 0- 1 | | 0- 0 | | 1- 0 | |
| 4- 4 | 0- 0 | | 0- 3 | | NON-CONFERENCE | 1- 1 | | 1- 0 | | 2- 0 | |
| 0- 1 | 0- 0 | | 0- 1 | | HOME | 0- 0 | | 0- 0 | | 0- 0 | |
| 3- 1 | 0- 0 | | 0- 1 | | AWAY | 1- 0 | | 1- 0 | | 1- 0 | |
| 1- 2 | 0- 0 | | 0- 1 | | NEUTRAL | 0- 1 | | 0- 0 | | 1- 0 | |
| 0- 0 | 0- 0 | | 0- 0 | | CONFERENCE | 0- 0 | | 0- 0 | | 0- 0 | |
| 0- 0 | 0- 0 | | 0- 0 | | HOME | 0- 0 | | 0- 0 | | 0- 0 | |
| 0- 0 | 0- 0 | | 0- 0 | | AWAY | 0- 0 | | 0- 0 | | 0- 0 | |
| 0- 0 | 0- 0 | | 0- 0 | | NEUTRAL | 0- 0 | | 0- 0 | | 0- 0 | |

| RPI 1-25 | | | | RPI 26-50 | | | | RPI 51-100 | | | | RPI 101+ | | | |
|---------------------------|---|---------------|-------|-----------|---|------------|-------|------------|---|------------|-------|----------|---|-----------|-------|
| RPI | S | Opponent | Score | RPI | S | Opponent | Score | RPI | S | Opponent | Score | RPI | S | Opponent | Score |
| 37 | A | Bucknel I | 58 75 | 38 | N | Texas | 55 56 | 68 | N | Missouri | 51 65 | 123 | A | Drexel | 56 52 |
| 49 | H | Central Mich. | 52 67 | | | | | 83 | A | Providence | 48 44 | 156 | A | Harvard | 72 67 |
| | | | | | | | | | | | | 259 | N | Ball St. | 69 66 |
| LAST 12 Division I GAMES: | | | | | | | | | | | | | | | |
| 259 | N | Ball St. | 69 66 | 83 | A | Providence | 48 44 | 68 | N | Missouri | 51 65 | 37 | A | Bucknel I | 58 75 |
| 49 | H | Central Mich. | 52 67 | 123 | A | Drexel | 56 52 | | | | | | | | |
| 156 | A | Harvard | 72 67 | | | | | | | | | | | | |
| 38 | N | Texas | 55 56 | | | | | | | | | | | | |

Non-Div I Games:

Qui nni pi ac

| | | | | | | | | | | | |
|------------------|----------|------|-----------|-----------|----------------|-------------|---------------|-------------|------|----------|-----------|
| Average RPI | Win: | 286 | WON-LOST | WINNING | LAST 10 | STRENGTH OF | OPP. STRENGTH | TEAM | ADJ. | CONF. | ADJ CONF. |
| Average RPI | Loss: | 81 | RECORD | PCT. RANK | GAMES | SCHEDULE | OF SCHEDULE | RPI | RPI | RPI | RPI |
| DIV. I ONLY | | 3- 3 | | 159 | 0- 1 | 166 | 176 | 173 | 173 | 30 | 30 |
| DIV. I NON-CONF. | | 3- 3 | | 159 | 0- 1 | 166 | 176 | 173 | 173 | 30 | 30 |
| ----- | | | | | | | | | | | |
| TOTALS | RPI 1-25 | | RPI 26-50 | | W-L RECORDS | RPI 51-100 | | RPI 101-150 | | RPI 150+ | |
| 3- 3 | 0- 1 | | 0- 1 | | OVERALL | 0- 0 | | 0- 0 | | 3- 1 | |
| 2- 0 | 0- 0 | | 0- 0 | | HOME | 0- 0 | | 0- 0 | | 2- 0 | |
| 0- 2 | 0- 1 | | 0- 1 | | AWAY | 0- 0 | | 0- 0 | | 0- 0 | |
| 1- 1 | 0- 0 | | 0- 0 | | NEUTRAL | 0- 0 | | 0- 0 | | 1- 1 | |
| 3- 3 | 0- 1 | | 0- 1 | | NON-CONFERENCE | 0- 0 | | 0- 0 | | 3- 1 | |
| 2- 0 | 0- 0 | | 0- 0 | | HOME | 0- 0 | | 0- 0 | | 2- 0 | |
| 0- 2 | 0- 1 | | 0- 1 | | AWAY | 0- 0 | | 0- 0 | | 0- 0 | |
| 1- 1 | 0- 0 | | 0- 0 | | NEUTRAL | 0- 0 | | 0- 0 | | 1- 1 | |
| 0- 0 | 0- 0 | | 0- 0 | | CONFERENCE | 0- 0 | | 0- 0 | | 0- 0 | |
| 0- 0 | 0- 0 | | 0- 0 | | HOME | 0- 0 | | 0- 0 | | 0- 0 | |
| 0- 0 | 0- 0 | | 0- 0 | | AWAY | 0- 0 | | 0- 0 | | 0- 0 | |
| 0- 0 | 0- 0 | | 0- 0 | | NEUTRAL | 0- 0 | | 0- 0 | | 0- 0 | |

| RPI 1-25 | | | | RPI 26-50 | | | | RPI 51-100 | | | | RPI 101+ Team's RPI: 173 | | | |
|---------------------------|---|--------------------|-------|-----------|---|---------------|-------|------------|---|----------|-------|--------------------------|---|--------------------|-------|
| RPI | S | Opponent | Score | RPI | S | Opponent | Score | RPI | S | Opponent | Score | RPI | S | Opponent | Score |
| 5 | A | NC State | 58 75 | 48 | A | Virginia Tech | 44 55 | | | | | 190 | N | Nebraska | 39 77 |
| | | | | | | | | | | | | 245 | N | Temple | 56 50 |
| | | | | | | | | | | | | 298 | H | ETSU | 79 64 |
| | | | | | | | | | | | | 316 | H | South Carolina St. | 61 31 |
| LAST 12 Division I GAMES: | | | | | | | | | | | | | | | |
| 5 | A | NC State | 58 75 | 48 | A | Virginia Tech | 44 55 | | | | | 190 | N | Nebraska | 39 77 |
| 298 | H | ETSU | 79 64 | | | | | 245 | N | Temple | 56 50 | | | | |
| 316 | H | South Carolina St. | 61 31 | | | | | | | | | | | | |

Non-Div I Games:

Radford

| | | | | | | | | | | | |
|------------------|----------|------|-----------|-----------|----------------|-------------|---------------|-------------|------|----------|-----------|
| Average RPI | Win: | 204 | WON-LOST | WINNING | LAST 10 | STRENGTH OF | OPP. STRENGTH | TEAM | ADJ. | CONF. | ADJ CONF. |
| Average RPI | Loss: | 102 | RECORD | PCT. RANK | GAMES | SCHEDULE | OF SCHEDULE | RPI | RPI | RPI | RPI |
| DIV. I ONLY | | 5- 2 | | 78 | 1- 0 | 125 | 162 | 89 | 89 | 15 | 15 |
| DIV. I NON-CONF. | | 5- 2 | | 78 | 1- 0 | 125 | 162 | 89 | 89 | 15 | 15 |
| ----- | | | | | | | | | | | |
| TOTALS | RPI 1-25 | | RPI 26-50 | | W-L RECORDS | RPI 51-100 | | RPI 101-150 | | RPI 150+ | |
| 5- 2 | 0- 0 | | 0- 0 | | OVERALL | 1- 1 | | 1- 1 | | 3- 0 | |
| 3- 1 | 0- 0 | | 0- 0 | | HOME | 1- 1 | | 1- 0 | | 1- 0 | |
| 2- 1 | 0- 0 | | 0- 0 | | AWAY | 0- 0 | | 0- 1 | | 2- 0 | |
| 0- 0 | 0- 0 | | 0- 0 | | NEUTRAL | 0- 0 | | 0- 0 | | 0- 0 | |
| 5- 2 | 0- 0 | | 0- 0 | | NON-CONFERENCE | 1- 1 | | 1- 1 | | 3- 0 | |
| 3- 1 | 0- 0 | | 0- 0 | | HOME | 1- 1 | | 1- 0 | | 1- 0 | |
| 2- 1 | 0- 0 | | 0- 0 | | AWAY | 0- 0 | | 0- 1 | | 2- 0 | |
| 0- 0 | 0- 0 | | 0- 0 | | NEUTRAL | 0- 0 | | 0- 0 | | 0- 0 | |
| 0- 0 | 0- 0 | | 0- 0 | | CONFERENCE | 0- 0 | | 0- 0 | | 0- 0 | |
| 0- 0 | 0- 0 | | 0- 0 | | HOME | 0- 0 | | 0- 0 | | 0- 0 | |
| 0- 0 | 0- 0 | | 0- 0 | | AWAY | 0- 0 | | 0- 0 | | 0- 0 | |
| 0- 0 | 0- 0 | | 0- 0 | | NEUTRAL | 0- 0 | | 0- 0 | | 0- 0 | |

| RPI 1-25 | | | | RPI 26-50 | | | | RPI 51-100 | | | | RPI 101+ | | | |
|---------------------------|---|----------|-------|-----------|---|--------------|-------|------------|---|----------------|-------|----------|---|---------------|-------|
| RPI | S | Opponent | Score | RPI | S | Opponent | Score | RPI | S | Opponent | Score | RPI | S | Opponent | Score |
| | | | | | | | | 77 | H | Boston College | 64 88 | 126 | A | Holy Cross | 65 73 |
| | | | | | | | | 83 | H | Providence | 72 65 | 136 | H | North Dakota | 77 63 |
| | | | | | | | | | | | | 223 | H | Brown | 72 67 |
| | | | | | | | | | | | | 285 | A | Robert Morris | 46 41 |
| | | | | | | | | | | | | 292 | A | Vermont | 61 58 |
| ----- | | | | | | | | | | | | | | | |
| LAST 12 Division I GAMES: | | | | | | | | | | | | | | | |
| | | | | 223 | H | Brown | 72 67 | 126 | A | Holy Cross | 65 73 | | | | |
| | | | | 83 | H | Providence | 72 65 | 292 | A | Vermont | 61 58 | | | | |
| | | | | 136 | H | North Dakota | 77 63 | 285 | A | Robert Morris | 46 41 | | | | |
| | | | | | | | | 77 | H | Boston College | 64 88 | | | | |

Non-Div I Games:

Rhode Island

| | | | | | | | | | | |
|-------------------|----------|-----------|----------------|------------|-------------|---------------|------|------|-------|-----------|
| Average RPI Win: | 238 | WON-LOST | WINNING | LAST 10 | STRENGTH OF | OPP. STRENGTH | TEAM | ADJ. | CONF. | ADJ CONF. |
| Average RPI Loss: | 93 | RECORD | PCT. RANK | GAMES | SCHEDULE | OF SCHEDULE | RPI | RPI | RPI | RPI |
| DIV. I ONLY | 5- 2 | 78 | 1- 0 | 324 | 59 | 182 | 182 | 17 | 17 | |
| DIV. I NON-CONF. | 5- 2 | 78 | 1- 0 | 324 | 59 | 182 | 182 | 17 | 17 | |
| ----- | | | | | | | | | | |
| TOTALS | RPI 1-25 | RPI 26-50 | W-L RECORDS | RPI 51-100 | RPI 101-150 | RPI 150+ | | | | |
| 5- 2 | 0- 0 | 0- 0 | OVERALL | 0- 1 | 0- 1 | 5- 0 | | | | |
| 4- 0 | 0- 0 | 0- 0 | HOME | 0- 0 | 0- 0 | 4- 0 | | | | |
| 1- 2 | 0- 0 | 0- 0 | AWAY | 0- 1 | 0- 1 | 1- 0 | | | | |
| 0- 0 | 0- 0 | 0- 0 | NEUTRAL | 0- 0 | 0- 0 | 0- 0 | | | | |
| 5- 2 | 0- 0 | 0- 0 | NON-CONFERENCE | 0- 1 | 0- 1 | 5- 0 | | | | |
| 4- 0 | 0- 0 | 0- 0 | HOME | 0- 0 | 0- 0 | 4- 0 | | | | |
| 1- 2 | 0- 0 | 0- 0 | AWAY | 0- 1 | 0- 1 | 1- 0 | | | | |
| 0- 0 | 0- 0 | 0- 0 | NEUTRAL | 0- 0 | 0- 0 | 0- 0 | | | | |
| 0- 0 | 0- 0 | 0- 0 | CONFERENCE | 0- 0 | 0- 0 | 0- 0 | | | | |
| 0- 0 | 0- 0 | 0- 0 | HOME | 0- 0 | 0- 0 | 0- 0 | | | | |
| 0- 0 | 0- 0 | 0- 0 | AWAY | 0- 0 | 0- 0 | 0- 0 | | | | |
| 0- 0 | 0- 0 | 0- 0 | NEUTRAL | 0- 0 | 0- 0 | 0- 0 | | | | |

| RPI 1-25 | | | | RPI 26-50 | | | | RPI 51-100 | | | | RPI 101+ | | | | Team's RPI: 182 | |
|---------------------------|---|----------|-------|-----------|---|----------------|-------|------------|---|----------|-------|----------|-----|----------------|-----------|-----------------|----|
| RPI | S | Opponent | Score | RPI | S | Opponent | Score | RPI | S | Opponent | Score | RPI | S | Opponent | Score | | |
| | | | | | | | | 65 | A | UCLA | 50 | 59 | 120 | A | Texas A&M | 54 | 65 |
| | | | | | | | | | | | | 178 | H | Georgia St. | 66 | 49 | |
| | | | | | | | | | | | | 186 | A | Little Rock | 79 | 65 | |
| | | | | | | | | | | | | 240 | H | Texas Southern | 76 | 71 | |
| | | | | | | | | | | | | 247 | H | New Orleans | 67 | 56 | |
| | | | | | | | | | | | | 337 | H | McNeese | 93 | 65 | |
| LAST 12 Division I GAMES: | | | | | | | | | | | | | | | | | |
| | | | | 178 | H | Georgia St. | 66 | 49 | | | | 247 | H | New Orleans | 67 | 56 | |
| | | | | 240 | H | Texas Southern | 76 | 71 | | | | 337 | H | McNeese | 93 | 65 | |
| | | | | 186 | A | Little Rock | 79 | 65 | | | | | | | | | |
| | | | | 65 | A | UCLA | 50 | 59 | | | | | | | | | |
| | | | | 120 | A | Texas A&M | 54 | 65 | | | | | | | | | |

Non-Div I Games:

Rice

| | | | | | | | | | | |
|-----------------------|--|----------|-----------|-----------|----------------|---------------|------------|-------------|-------|-----------|
| Average RPI Win: 344 | | WON-LOST | WINNING | LAST 10 | STRENGTH OF | OPP. STRENGTH | TEAM | ADJ. | CONF. | ADJ CONF. |
| Average RPI Loss: 148 | | RECORD | PCT. RANK | GAMES | SCHEDULE | OF SCHEDULE | RPI | RPI | RPI | RPI |
| DIV. I ONLY | | 1- 6 | 303 | 0- 1 | 218 | 170 | 309 | 309 | 15 | 15 |
| DIV. I NON-CONF. | | 1- 6 | 303 | 0- 1 | 218 | 170 | 309 | 309 | 15 | 15 |
| ----- | | | | | | | | | | |
| TOTALS | | RPI 1-25 | | RPI 26-50 | W-L RECORDS | | RPI 51-100 | RPI 101-150 | | RPI 150+ |
| 1- 6 | | 0- 0 | | 0- 2 | OVERALL | | 0- 0 | 0- 1 | | 1- 3 |
| 1- 2 | | 0- 0 | | 0- 0 | HOME | | 0- 0 | 0- 0 | | 1- 2 |
| 0- 3 | | 0- 0 | | 0- 1 | AWAY | | 0- 0 | 0- 1 | | 0- 1 |
| 0- 1 | | 0- 0 | | 0- 1 | NEUTRAL | | 0- 0 | 0- 0 | | 0- 0 |
| | | | | | | | | | | |
| 1- 6 | | 0- 0 | | 0- 2 | NON-CONFERENCE | | 0- 0 | 0- 1 | | 1- 3 |
| 1- 2 | | 0- 0 | | 0- 0 | HOME | | 0- 0 | 0- 0 | | 1- 2 |
| 0- 3 | | 0- 0 | | 0- 1 | AWAY | | 0- 0 | 0- 1 | | 0- 1 |
| 0- 1 | | 0- 0 | | 0- 1 | NEUTRAL | | 0- 0 | 0- 0 | | 0- 0 |
| | | | | | | | | | | |
| 0- 0 | | 0- 0 | | 0- 0 | CONFERENCE | | 0- 0 | 0- 0 | | 0- 0 |
| 0- 0 | | 0- 0 | | 0- 0 | HOME | | 0- 0 | 0- 0 | | 0- 0 |
| 0- 0 | | 0- 0 | | 0- 0 | AWAY | | 0- 0 | 0- 0 | | 0- 0 |
| 0- 0 | | 0- 0 | | 0- 0 | NEUTRAL | | 0- 0 | 0- 0 | | 0- 0 |

| RPI 1-25 | | | | RPI 26-50 | | | | RPI 51-100 | | | | RPI 101+ Team's RPI: 309 | | | |
|---------------------------|---|----------|-------|-----------|---|---------------|-------|------------|---|---------------|-------|--------------------------|---|---------------|-------|
| RPI | S | Opponent | Score | RPI | S | Opponent | Score | RPI | S | Opponent | Score | RPI | S | Opponent | Score |
| | | | | 42 | A | UCF | 48 70 | | | | | 122 | A | Wake Forest | 48 62 |
| | | | | 48 | N | Virginia Tech | 57 85 | | | | | 166 | H | Georgetown | 53 73 |
| | | | | | | | | | | | | 236 | A | Fla. Atlantic | 55 69 |
| | | | | | | | | | | | | 274 | H | Fairfield | 40 58 |
| | | | | | | | | | | | | 344 | H | UMES | 57 55 |
| ----- | | | | | | | | | | | | | | | |
| LAST 12 Division I GAMES: | | | | | | | | | | | | | | | |
| | | | | 48 | N | Virginia Tech | 57 85 | 42 | A | UCF | 48 70 | | | | |
| | | | | | | | | 236 | A | Fla. Atlantic | 55 69 | | | | |
| | | | | | | | | 344 | H | UMES | 57 55 | | | | |
| | | | | | | | | 122 | A | Wake Forest | 48 62 | | | | |
| | | | | | | | | 274 | H | Fairfield | 40 58 | | | | |
| | | | | | | | | 166 | H | Georgetown | 53 73 | | | | |

Non-Div I Games:

Richmond

| | | | | | | | | | | |
|-------------------|----------|-----------|----------------|------------|-------------|---------------|------|------|-------|-----------|
| Average RPI Win: | 286 | WON-LOST | WINNING | LAST 10 | STRENGTH OF | OPP. STRENGTH | TEAM | ADJ. | CONF. | ADJ CONF. |
| Average RPI Loss: | 193 | RECORD | PCT. RANK | GAMES | SCHEDULE | OF SCHEDULE | RPI | RPI | RPI | RPI |
| DIV. I ONLY | 3- 5 | 216 | 0- 1 | 264 | 282 | 289 | 289 | 25 | 25 | |
| DIV. I NON-CONF. | 3- 5 | 216 | 0- 1 | 264 | 282 | 289 | 289 | 25 | 25 | |
| ----- | | | | | | | | | | |
| TOTALS | RPI 1-25 | RPI 26-50 | W-L RECORDS | RPI 51-100 | RPI 101-150 | RPI 150+ | | | | |
| 3- 5 | 0- 0 | 0- 0 | OVERALL | 0- 1 | 0- 1 | 3- 3 | | | | |
| 2- 2 | 0- 0 | 0- 0 | HOME | 0- 0 | 0- 0 | 2- 2 | | | | |
| 1- 2 | 0- 0 | 0- 0 | AWAY | 0- 0 | 0- 1 | 1- 1 | | | | |
| 0- 1 | 0- 0 | 0- 0 | NEUTRAL | 0- 1 | 0- 0 | 0- 0 | | | | |
| 3- 5 | 0- 0 | 0- 0 | NON-CONFERENCE | 0- 1 | 0- 1 | 3- 3 | | | | |
| 2- 2 | 0- 0 | 0- 0 | HOME | 0- 0 | 0- 0 | 2- 2 | | | | |
| 1- 2 | 0- 0 | 0- 0 | AWAY | 0- 0 | 0- 1 | 1- 1 | | | | |
| 0- 1 | 0- 0 | 0- 0 | NEUTRAL | 0- 1 | 0- 0 | 0- 0 | | | | |
| 0- 0 | 0- 0 | 0- 0 | CONFERENCE | 0- 0 | 0- 0 | 0- 0 | | | | |
| 0- 0 | 0- 0 | 0- 0 | HOME | 0- 0 | 0- 0 | 0- 0 | | | | |
| 0- 0 | 0- 0 | 0- 0 | AWAY | 0- 0 | 0- 0 | 0- 0 | | | | |
| 0- 0 | 0- 0 | 0- 0 | NEUTRAL | 0- 0 | 0- 0 | 0- 0 | | | | |

| | | | | |
|---------------------------|----------------------|----------------------------|----------------------------|-----------------|
| RPI 1-25 | RPI 26-50 | RPI 51-100 | RPI 101+ | Team's RPI: 289 |
| RPI S Opponent Score | RPI S Opponent Score | RPI S Opponent Score | RPI S Opponent Score | |
| | | 77 N Boston College 61 112 | 126 A Holy Cross 61 71 | |
| | | | 196 H Mt. St. Mary's 85 67 | |
| | | | 201 H Princeton 65 89 | |
| | | | 267 H Navy 60 66 | |
| | | | 292 A Vermont 49 54 | |
| | | | 320 A Saint Joseph's 56 54 | |
| | | | 342 H NJIT 67 46 | |
| LAST 12 Division I GAMES: | | | | |
| | | 77 N Boston College 61 112 | 292 A Vermont 49 54 | |
| | | 267 H Navy 60 66 | 201 H Princeton 65 89 | |
| | | 342 H NJIT 67 46 | | |
| | | 320 A Saint Joseph's 56 54 | | |
| | | 196 H Mt. St. Mary's 85 67 | | |
| | | 126 A Holy Cross 61 71 | | |

Non-Div I Games:

Ri der

| | | | | | | | | | | | |
|------------------|----------|------|-----------|-----------|----------------|-------------|---------------|-------------|------|----------|-----------|
| Average RPI | Win: | 312 | WON-LOST | WINNING | LAST 10 | STRENGTH OF | OPP. STRENGTH | TEAM | ADJ. | CONF. | ADJ CONF. |
| Average RPI | Loss: | 121 | RECORD | PCT. RANK | GAMES | SCHEDULE | OF SCHEDULE | RPI | RPI | RPI | RPI |
| DIV. I ONLY | | 1- 6 | | 303 | 0- 1 | 175 | 83 | 285 | 285 | 31 | 31 |
| DIV. I NON-CONF. | | 1- 6 | | 303 | 0- 1 | 175 | 83 | 285 | 285 | 31 | 31 |
| ----- | | | | | | | | | | | |
| TOTALS | RPI 1-25 | | RPI 26-50 | | W-L RECORDS | RPI 51-100 | | RPI 101-150 | | RPI 150+ | |
| 1- 6 | 0- 0 | | 0- 0 | | OVERALL | 0- 3 | | 0- 1 | | 1- 2 | |
| 1- 1 | 0- 0 | | 0- 0 | | HOME | 0- 1 | | 0- 0 | | 1- 0 | |
| 0- 4 | 0- 0 | | 0- 0 | | AWAY | 0- 2 | | 0- 1 | | 0- 1 | |
| 0- 1 | 0- 0 | | 0- 0 | | NEUTRAL | 0- 0 | | 0- 0 | | 0- 1 | |
| 1- 6 | 0- 0 | | 0- 0 | | NON-CONFERENCE | 0- 3 | | 0- 1 | | 1- 2 | |
| 1- 1 | 0- 0 | | 0- 0 | | HOME | 0- 1 | | 0- 0 | | 1- 0 | |
| 0- 4 | 0- 0 | | 0- 0 | | AWAY | 0- 2 | | 0- 1 | | 0- 1 | |
| 0- 1 | 0- 0 | | 0- 0 | | NEUTRAL | 0- 0 | | 0- 0 | | 0- 1 | |
| 0- 0 | 0- 0 | | 0- 0 | | CONFERENCE | 0- 0 | | 0- 0 | | 0- 0 | |
| 0- 0 | 0- 0 | | 0- 0 | | HOME | 0- 0 | | 0- 0 | | 0- 0 | |
| 0- 0 | 0- 0 | | 0- 0 | | AWAY | 0- 0 | | 0- 0 | | 0- 0 | |
| 0- 0 | 0- 0 | | 0- 0 | | NEUTRAL | 0- 0 | | 0- 0 | | 0- 0 | |

| RPI 1-25 | | | | RPI 26-50 | | | | RPI 51-100 | | | | RPI 101+ Team's RPI: 285 | | | |
|---------------------------|---|----------|-------|-----------|---|----------------|-------|------------|---|------------------|-------|--------------------------|---|----------------|-------|
| RPI | S | Opponent | Score | RPI | S | Opponent | Score | RPI | S | Opponent | Score | RPI | S | Opponent | Score |
| | | | | | | | | 82 | A | Iowa | 63 92 | 131 | A | Youngstown St. | 59 69 |
| | | | | | | | | 89 | H | Rhode Island | 41 46 | 161 | N | SMU | 55 60 |
| | | | | | | | | 91 | A | Loyola Marymount | 53 61 | 171 | A | Bowling Green | 60 61 |
| | | | | | | | | | | | | 312 | H | La Salle | 67 39 |
| LAST 12 Division I GAMES: | | | | | | | | | | | | | | | |
| | | | | 89 | H | Rhode Island | 41 46 | 91 | A | Loyola Marymount | 53 61 | | | | |
| | | | | 312 | H | La Salle | 67 39 | 82 | A | Iowa | 63 92 | | | | |
| | | | | 131 | A | Youngstown St. | 59 69 | 161 | N | SMU | 55 60 | | | | |
| | | | | | | | | 171 | A | Bowling Green | 60 61 | | | | |

Non-Div I Games:

Robert Morris

| | | | | | | | | | | | |
|------------------|----------|------|-----------|-----------|----------------|-------------|---------------|-------------|------|----------|-----------|
| Average RPI | Win: | 245 | WON-LOST | WINNING | LAST 10 | STRENGTH OF | OPP. STRENGTH | TEAM | ADJ. | CONF. | ADJ CONF. |
| Average RPI | Loss: | 26 | RECORD | PCT. RANK | GAMES | SCHEDULE | OF SCHEDULE | RPI | RPI | RPI | RPI |
| DIV. I ONLY | | 5- 3 | | 114 | 1- 0 | 105 | 191 | 127 | 127 | 3 | 3 |
| DIV. I NON-CONF. | | 5- 3 | | 114 | 1- 1 | 105 | 191 | 127 | 127 | 3 | 3 |
| ----- | | | | | | | | | | | |
| TOTALS | RPI 1-25 | | RPI 26-50 | | W-L RECORDS | RPI 51-100 | | RPI 101-150 | | RPI 150+ | |
| 5- 3 | 0- 2 | | 0- 1 | | OVERALL | 1- 0 | | 0- 0 | | 4- 0 | |
| 4- 0 | 0- 0 | | 0- 0 | | HOME | 1- 0 | | 0- 0 | | 3- 0 | |
| 0- 1 | 0- 0 | | 0- 1 | | AWAY | 0- 0 | | 0- 0 | | 0- 0 | |
| 1- 2 | 0- 2 | | 0- 0 | | NEUTRAL | 0- 0 | | 0- 0 | | 1- 0 | |
| 5- 3 | 0- 2 | | 0- 1 | | NON-CONFERENCE | 1- 0 | | 0- 0 | | 4- 0 | |
| 4- 0 | 0- 0 | | 0- 0 | | HOME | 1- 0 | | 0- 0 | | 3- 0 | |
| 0- 1 | 0- 0 | | 0- 1 | | AWAY | 0- 0 | | 0- 0 | | 0- 0 | |
| 1- 2 | 0- 2 | | 0- 0 | | NEUTRAL | 0- 0 | | 0- 0 | | 1- 0 | |
| 0- 0 | 0- 0 | | 0- 0 | | CONFERENCE | 0- 0 | | 0- 0 | | 0- 0 | |
| 0- 0 | 0- 0 | | 0- 0 | | HOME | 0- 0 | | 0- 0 | | 0- 0 | |
| 0- 0 | 0- 0 | | 0- 0 | | AWAY | 0- 0 | | 0- 0 | | 0- 0 | |
| 0- 0 | 0- 0 | | 0- 0 | | NEUTRAL | 0- 0 | | 0- 0 | | 0- 0 | |

| RPI 1-25 | | | | RPI 26-50 | | | | RPI 51-100 | | | | RPI 101+ Team's RPI: 127 | | | |
|---------------------------|---|---------------|-------|-----------|---|--------------------|-------|------------|---|-------------|-------|--------------------------|---|--------------------|-------|
| RPI | S | Opponent | Score | RPI | S | Opponent | Score | RPI | S | Opponent | Score | RPI | S | Opponent | Score |
| 11 | N | Drake | 59 69 | 48 | A | Virginia Tech | 51 67 | 74 | H | Stony Brook | 61 47 | 253 | H | Saint Francis (PA) | 96 52 |
| 18 | N | Gonzaga | 40 57 | | | | | | | | | 269 | H | Central Conn. St. | 73 44 |
| | | | | | | | | | | | | 298 | N | ETSU | 68 44 |
| | | | | | | | | | | | | 330 | H | Albany (NY) | 65 39 |
| ----- | | | | | | | | | | | | | | | |
| LAST 12 Division I GAMES: | | | | | | | | | | | | | | | |
| 298 | N | ETSU | 68 44 | 11 | N | Drake | 59 69 | 330 | H | Albany (NY) | 65 39 | | | | |
| 18 | N | Gonzaga | 40 57 | 269 | H | Central Conn. St. | 73 44 | 74 | H | Stony Brook | 61 47 | | | | |
| 48 | A | Virginia Tech | 51 67 | 253 | H | Saint Francis (PA) | 96 52 | | | | | | | | |

Non-Div I Games:

Rutgers

| | | | | | | | | | | |
|-------------------|----------|-----------|----------------|------------|-------------|---------------|------|------|-------|-----------|
| Average RPI Win: | 194 | WON-LOST | WINNING | LAST 10 | STRENGTH OF | OPP. STRENGTH | TEAM | ADJ. | CONF. | ADJ CONF. |
| Average RPI Loss: | 102 | RECORD | PCT. RANK | GAMES | SCHEDULE | OF SCHEDULE | RPI | RPI | RPI | RPI |
| DIV. I ONLY | 3- 2 | 128 | 1- 0 | 128 | 201 | 116 | 116 | 24 | 24 | |
| DIV. I NON-CONF. | 3- 2 | 128 | 1- 0 | 128 | 201 | 116 | 116 | 24 | 24 | |
| ----- | | | | | | | | | | |
| TOTALS | RPI 1-25 | RPI 26-50 | W-L RECORDS | RPI 51-100 | RPI 101-150 | RPI 150+ | | | | |
| 3- 2 | 0- 1 | 0- 0 | OVERALL | 1- 0 | 0- 0 | 2- 1 | | | | |
| 2- 0 | 0- 0 | 0- 0 | HOME | 1- 0 | 0- 0 | 1- 0 | | | | |
| 0- 2 | 0- 1 | 0- 0 | AWAY | 0- 0 | 0- 0 | 0- 1 | | | | |
| 1- 0 | 0- 0 | 0- 0 | NEUTRAL | 0- 0 | 0- 0 | 1- 0 | | | | |
| 3- 2 | 0- 1 | 0- 0 | NON-CONFERENCE | 1- 0 | 0- 0 | 2- 1 | | | | |
| 2- 0 | 0- 0 | 0- 0 | HOME | 1- 0 | 0- 0 | 1- 0 | | | | |
| 0- 2 | 0- 1 | 0- 0 | AWAY | 0- 0 | 0- 0 | 0- 1 | | | | |
| 1- 0 | 0- 0 | 0- 0 | NEUTRAL | 0- 0 | 0- 0 | 1- 0 | | | | |
| 0- 0 | 0- 0 | 0- 0 | CONFERENCE | 0- 0 | 0- 0 | 0- 0 | | | | |
| 0- 0 | 0- 0 | 0- 0 | HOME | 0- 0 | 0- 0 | 0- 0 | | | | |
| 0- 0 | 0- 0 | 0- 0 | AWAY | 0- 0 | 0- 0 | 0- 0 | | | | |
| 0- 0 | 0- 0 | 0- 0 | NEUTRAL | 0- 0 | 0- 0 | 0- 0 | | | | |

S
F
AS
F
A

| RPI 1-25 | | | | RPI 26-50 | | | | RPI 51-100 | | | | RPI 101+Team' s RPI : 116 | | | |
|---------------------------|---|-------------|-------|-----------|---|----------|-------|------------|---|----------|-------|---------------------------|---|------------|-------|
| RPI | S | Opponent | Score | RPI | S | Opponent | Score | RPI | S | Opponent | Score | RPI | S | Opponent | Score |
| 12 | A | Mi ami (FL) | 60 81 | | | | | 78 | H | Tul sa | 76 34 | 164 | N | Yal e | 67 57 |
| | | | | | | | | | | | | 192 | A | Texas Tech | 69 77 |
| | | | | | | | | | | | | 341 | H | Morgan St. | 69 42 |
| LAST 12 Division I GAMES: | | | | | | | | | | | | | | | |
| 192 | A | Texas Tech | 69 77 | 164 | N | Yal e | 67 57 | | | | | | | | |
| 78 | H | Tul sa | 76 34 | | | | | | | | | | | | |
| 341 | H | Morgan St. | 69 42 | | | | | | | | | | | | |
| 12 | A | Mi ami (FL) | 60 81 | | | | | | | | | | | | |

Non-Div I Games: Wiley 97 38 Our Lady of the Lake 93 77

SFA

S
I
U
E

| | | | | | | | | | | | | |
|-------------------------------|---|-----------------------|-----------|-----------|----------------|-------------------|------------|---------------|-------------|--------------|----------|-------------------------|
| Through Games Of Dec. 4, 2018 | | | | | | | | | | | | |
| SIUE | | Average RPI Win: 314 | WON-LOST | WINNING | LAST 10 | STRENGTH OF | | OPP. STRENGTH | TEAM | ADJ. | CONF. | ADJ CONF. |
| | | Average RPI Loss: 127 | RECORD | PCT. RANK | GAMES | SCHEDULE | | OF SCHEDULE | RPI | RPI | RPI | RPI |
| DIV. I ONLY | | | 3- 2 | 128 | 0- 1 | 290 | | 329 | 193 | 193 | 23 | 23 |
| DIV. I NON-CONF. | | | 3- 2 | 128 | 0- 1 | 290 | | 329 | 193 | 193 | 23 | 23 |
| ----- | | | | | | | | | | | | |
| TOTALS | | RPI 1-25 | RPI 26-50 | | W-L RECORDS | | RPI 51-100 | | RPI 101-150 | | RPI 150+ | |
| 3- 2 | | 0- 0 | 0- 0 | | OVERALL | | 0- 1 | | 0- 0 | | 3- 1 | |
| 1- 0 | | 0- 0 | 0- 0 | | HOME | | 0- 0 | | 0- 0 | | 1- 0 | |
| 2- 2 | | 0- 0 | 0- 0 | | AWAY | | 0- 1 | | 0- 0 | | 2- 1 | |
| 0- 0 | | 0- 0 | 0- 0 | | NEUTRAL | | 0- 0 | | 0- 0 | | 0- 0 | |
| 3- 2 | | 0- 0 | 0- 0 | | NON-CONFERENCE | | 0- 1 | | 0- 0 | | 3- 1 | |
| 1- 0 | | 0- 0 | 0- 0 | | HOME | | 0- 0 | | 0- 0 | | 1- 0 | |
| 2- 2 | | 0- 0 | 0- 0 | | AWAY | | 0- 1 | | 0- 0 | | 2- 1 | |
| 0- 0 | | 0- 0 | 0- 0 | | NEUTRAL | | 0- 0 | | 0- 0 | | 0- 0 | |
| 0- 0 | | 0- 0 | 0- 0 | | CONFERENCE | | 0- 0 | | 0- 0 | | 0- 0 | |
| 0- 0 | | 0- 0 | 0- 0 | | HOME | | 0- 0 | | 0- 0 | | 0- 0 | |
| 0- 0 | | 0- 0 | 0- 0 | | AWAY | | 0- 0 | | 0- 0 | | 0- 0 | |
| 0- 0 | | 0- 0 | 0- 0 | | NEUTRAL | | 0- 0 | | 0- 0 | | 0- 0 | |
| ----- | | | | | | | | | | | | |
| RPI 1-25 | | | | RPI 26-50 | | | | RPI 51-100 | | | | Team's RPI: 193 |
| RPI | S | Opponent | Score | RPI | S | Opponent | Score | RPI | S | Opponent | Score | |
| | | | | | | | | 68 | A | Missouri | 36 | 59 |
| | | | | | | | | | | 185 | A | Saint Louis 56 63 |
| | | | | | | | | | | 270 | H | Illinois St. 68 61 |
| | | | | | | | | | | 327 | A | Purdue Fort Wayne 57 49 |
| | | | | | | | | | | 345 | A | Evansville 54 45 |
| ----- | | | | | | | | | | | | |
| LAST 12 Division I GAMES: | | | | | | | | | | | | |
| | | | | 185 | A | Saint Louis | 56 63 | 68 | A | Missouri | 36 59 | |
| | | | | 327 | A | Purdue Fort Wayne | 57 49 | 345 | A | Evansville | 54 45 | |
| | | | | | | | | 270 | H | Illinois St. | 68 61 | |

S
I
U
E

Non-Div I Games:

SIUE

SMU

S
M
U

SMU

| | | | | | | | | | | | |
|------------------|----------|------|-----------|-----------|----------------|-------------|---------------|-------------|------|----------|-----------|
| Average RPI | Win: | 222 | WON-LOST | WINNING | LAST 10 | STRENGTH OF | OPP. STRENGTH | TEAM | ADJ. | CONF. | ADJ CONF. |
| Average RPI | Loss: | 73 | RECORD | PCT. RANK | GAMES | SCHEDULE | OF SCHEDULE | RPI | RPI | RPI | RPI |
| DIV. I ONLY | | 2- 1 | | 100 | 0- 0 | 83 | 246 | 105 | 105 | 10 | 10 |
| DIV. I NON-CONF. | | 2- 1 | | 100 | 0- 0 | 83 | 246 | 105 | 105 | 10 | 10 |
| ----- | | | | | | | | | | | |
| TOTALS | RPI 1-25 | | RPI 26-50 | | W-L RECORDS | RPI 51-100 | | RPI 101-150 | | RPI 150+ | |
| 2- 1 | 0- 0 | | 0- 0 | | OVERALL | 0- 1 | | 1- 0 | | 1- 0 | |
| 1- 0 | 0- 0 | | 0- 0 | | HOME | 0- 0 | | 0- 0 | | 1- 0 | |
| 0- 0 | 0- 0 | | 0- 0 | | AWAY | 0- 0 | | 0- 0 | | 0- 0 | |
| 1- 1 | 0- 0 | | 0- 0 | | NEUTRAL | 0- 1 | | 1- 0 | | 0- 0 | |
| 2- 1 | 0- 0 | | 0- 0 | | NON-CONFERENCE | 0- 1 | | 1- 0 | | 1- 0 | |
| 1- 0 | 0- 0 | | 0- 0 | | HOME | 0- 0 | | 0- 0 | | 1- 0 | |
| 0- 0 | 0- 0 | | 0- 0 | | AWAY | 0- 0 | | 0- 0 | | 0- 0 | |
| 1- 1 | 0- 0 | | 0- 0 | | NEUTRAL | 0- 1 | | 1- 0 | | 0- 0 | |
| 0- 0 | 0- 0 | | 0- 0 | | CONFERENCE | 0- 0 | | 0- 0 | | 0- 0 | |
| 0- 0 | 0- 0 | | 0- 0 | | HOME | 0- 0 | | 0- 0 | | 0- 0 | |
| 0- 0 | 0- 0 | | 0- 0 | | AWAY | 0- 0 | | 0- 0 | | 0- 0 | |
| 0- 0 | 0- 0 | | 0- 0 | | NEUTRAL | 0- 0 | | 0- 0 | | 0- 0 | |

| RPI 1-25 | | | | RPI 26-50 | | | | RPI 51-100 | | | | RPI 101+ Team's RPI: 105 | | | |
|---------------------------|---|----------|-------|-----------|---|----------|-------|------------|---|------------|---------|--------------------------|---|----------|---------|
| RPI | S | Opponent | Score | RPI | S | Opponent | Score | RPI | S | Opponent | Score | RPI | S | Opponent | Score |
| | | | | | | | | 73 | N | Pepperdine | 97 113 | 150 | N | Illinois | 109 107 |
| | | | | | | | | | | | | 294 | H | Cal Poly | 88 85 |
| LAST 12 Division I GAMES: | | | | | | | | | | | | | | | |
| | | | | | | | | 150 | N | Illinois | 109 107 | | | | |
| | | | | | | | | 73 | N | Pepperdine | 97 113 | | | | |
| | | | | | | | | 294 | H | Cal Poly | 88 85 | | | | |

Non-Div I Games: Antelope Valley 86 80

Sacramento St.

| | | | | | | | | | | | |
|------------------|----------|------|-----------|-----------|----------------|-------------|---------------|-------------|------|----------|-----------|
| Average RPI | Win: | 275 | WON-LOST | WINNING | LAST 10 | STRENGTH OF | OPP. STRENGTH | TEAM | ADJ. | CONF. | ADJ CONF. |
| Average RPI | Loss: | 115 | RECORD | PCT. RANK | GAMES | SCHEDULE | OF SCHEDULE | RPI | RPI | RPI | RPI |
| DIV. I ONLY | | 3- 4 | | 189 | 0- 1 | 230 | 152 | 217 | 217 | 31 | 31 |
| DIV. I NON-CONF. | | 3- 4 | | 189 | 0- 1 | 230 | 152 | 217 | 217 | 31 | 31 |
| ----- | | | | | | | | | | | |
| TOTALS | RPI 1-25 | | RPI 26-50 | | W-L RECORDS | RPI 51-100 | | RPI 101-150 | | RPI 150+ | |
| 3- 4 | 0- 0 | | 0- 0 | | OVERALL | 0- 2 | | 0- 1 | | 3- 1 | |
| 1- 2 | 0- 0 | | 0- 0 | | HOME | 0- 1 | | 0- 1 | | 1- 0 | |
| 2- 2 | 0- 0 | | 0- 0 | | AWAY | 0- 1 | | 0- 0 | | 2- 1 | |
| 0- 0 | 0- 0 | | 0- 0 | | NEUTRAL | 0- 0 | | 0- 0 | | 0- 0 | |
| 3- 4 | 0- 0 | | 0- 0 | | NON-CONFERENCE | 0- 2 | | 0- 1 | | 3- 1 | |
| 1- 2 | 0- 0 | | 0- 0 | | HOME | 0- 1 | | 0- 1 | | 1- 0 | |
| 2- 2 | 0- 0 | | 0- 0 | | AWAY | 0- 1 | | 0- 0 | | 2- 1 | |
| 0- 0 | 0- 0 | | 0- 0 | | NEUTRAL | 0- 0 | | 0- 0 | | 0- 0 | |
| 0- 0 | 0- 0 | | 0- 0 | | CONFERENCE | 0- 0 | | 0- 0 | | 0- 0 | |
| 0- 0 | 0- 0 | | 0- 0 | | HOME | 0- 0 | | 0- 0 | | 0- 0 | |
| 0- 0 | 0- 0 | | 0- 0 | | AWAY | 0- 0 | | 0- 0 | | 0- 0 | |
| 0- 0 | 0- 0 | | 0- 0 | | NEUTRAL | 0- 0 | | 0- 0 | | 0- 0 | |

| RPI 1-25 | | | | RPI 26-50 | | | | RPI 51-100 | | | | RPI 101+ Team' s RPI : 217 | | | | | |
|------------------------------|---|----------|-------|-----------|---|----------------|-------|------------|-----|-------------|-------------|----------------------------|-----|----------|----------------|----|----|
| RPI | S | Opponent | Score | RPI | S | Opponent | Score | RPI | S | Opponent | Score | RPI | S | Opponent | Score | | |
| | | | | | | | | 74 | H | Stony Brook | 58 | 73 | 134 | H | Monmouth | 50 | 55 |
| | | | | | | | | 83 | A | Provi dence | 52 | 62 | 170 | A | Massachusetts | 61 | 78 |
| | | | | | | | | | | | | | 256 | H | Si ena | 72 | 50 |
| | | | | | | | | | | | | | 279 | A | New Hampshi re | 71 | 60 |
| | | | | | | | | | | | | | 290 | A | Hofstra | 70 | 64 |
| ----- | | | | | | | | | | | | | | | | | |
| LAST 12 Di vi si on I GAMES: | | | | | | | | | | | | | | | | | |
| | | | | 83 | A | Provi dence | 52 | 62 | 74 | H | Stony Brook | 58 | 73 | | | | |
| | | | | 279 | A | New Hampshi re | 71 | 60 | 290 | A | Hofstra | 70 | 64 | | | | |
| | | | | 256 | H | Si ena | 72 | 50 | 134 | H | Monmouth | 50 | 55 | | | | |
| | | | | 170 | A | Massachusetts | 61 | 78 | | | | | | | | | |

Non-Div I Games:

Sacred Heart

| | | | | | | | | | | | |
|------------------|----------|------|-----------|-----------|----------------|-------------|---------------|-------------|------|----------|-----------|
| Average RPI | Win: | 350 | WON-LOST | WINNING | LAST 10 | STRENGTH OF | OPP. STRENGTH | TEAM | ADJ. | CONF. | ADJ CONF. |
| Average RPI | Loss: | 114 | RECORD | PCT. RANK | GAMES | SCHEDULE | OF SCHEDULE | RPI | RPI | RPI | RPI |
| DIV. I ONLY | | 1- 4 | | 283 | 1- 0 | 191 | 238 | 253 | 253 | 31 | 31 |
| DIV. I NON-CONF. | | 1- 4 | | 283 | 1- 0 | 191 | 238 | 253 | 253 | 31 | 31 |
| ----- | | | | | | | | | | | |
| TOTALS | RPI 1-25 | | RPI 26-50 | | W-L RECORDS | RPI 51-100 | | RPI 101-150 | | RPI 150+ | |
| 1- 4 | 0- 1 | | 0- 0 | | OVERALL | 0- 1 | | 0- 1 | | 1- 1 | |
| 0- 1 | 0- 0 | | 0- 0 | | HOME | 0- 1 | | 0- 0 | | 0- 0 | |
| 1- 3 | 0- 1 | | 0- 0 | | AWAY | 0- 0 | | 0- 1 | | 1- 1 | |
| 0- 0 | 0- 0 | | 0- 0 | | NEUTRAL | 0- 0 | | 0- 0 | | 0- 0 | |
| 1- 4 | 0- 1 | | 0- 0 | | NON-CONFERENCE | 0- 1 | | 0- 1 | | 1- 1 | |
| 0- 1 | 0- 0 | | 0- 0 | | HOME | 0- 1 | | 0- 0 | | 0- 0 | |
| 1- 3 | 0- 1 | | 0- 0 | | AWAY | 0- 0 | | 0- 1 | | 1- 1 | |
| 0- 0 | 0- 0 | | 0- 0 | | NEUTRAL | 0- 0 | | 0- 0 | | 0- 0 | |
| 0- 0 | 0- 0 | | 0- 0 | | CONFERENCE | 0- 0 | | 0- 0 | | 0- 0 | |
| 0- 0 | 0- 0 | | 0- 0 | | HOME | 0- 0 | | 0- 0 | | 0- 0 | |
| 0- 0 | 0- 0 | | 0- 0 | | AWAY | 0- 0 | | 0- 0 | | 0- 0 | |
| 0- 0 | 0- 0 | | 0- 0 | | NEUTRAL | 0- 0 | | 0- 0 | | 0- 0 | |

| RPI 1-25 | | | | RPI 26-50 | | | | RPI 51-100 | | | | RPI 101+ | | | | Team's RPI: 253 |
|---------------------------|---|----------|--------|-----------|---|----------|-------|------------|---|----------|--------|----------|---|----------|-------|-----------------|
| RPI | S | Opponent | Score | RPI | S | Opponent | Score | RPI | S | Opponent | Score | RPI | S | Opponent | Score | |
| 15 | A | Bayl or | 58 116 | | | | | 59 | H | Duquesne | 73 93 | 127 | A | Rutgers | 52 96 | |
| | | | | | | | | | | | | 255 | A | Li berty | 53 82 | |
| | | | | | | | | | | | | 350 | A | Longwood | 91 88 | |
| LAST 12 Division I GAMES: | | | | | | | | | | | | | | | | |
| 350 | A | Longwood | 91 88 | 255 | A | Li berty | 53 82 | 15 | A | Bayl or | 58 116 | 127 | A | Rutgers | 52 96 | |
| 59 | H | Duquesne | 73 93 | | | | | | | | | | | | | |

Non-Div I Games: Seton Hill 86 74

Saint Francis (PA)

Average RPI Win: 308
Average RPI Loss: 166

WON-LOST
RECORD

WINNING
PCT. RANK

LAST 10
GAMES

STRENGTH OF
SCHEDULE

OPP. STRENGTH
OF SCHEDULE

TEAM
RPI

ADJ.
RPI

CONF.
RPI

ADJ CONF.
RPI

| | | | | | | | | | |
|------------------|----------|-----------|----------------|------------|-------------|----------|-----|----|----|
| DIV. I ONLY | 3- 5 | 216 | 1- 0 | 302 | 239 | 320 | 320 | 15 | 15 |
| DIV. I NON-CONF. | 3- 5 | 216 | 1- 0 | 302 | 239 | 320 | 320 | 15 | 15 |
| <hr/> | | | | | | | | | |
| TOTALS | RPI 1-25 | RPI 26-50 | W-L RECORDS | RPI 51-100 | RPI 101-150 | RPI 150+ | | | |
| 3- 5 | 0- 0 | 0- 0 | OVERALL | 0- 1 | 0- 2 | 3- 2 | | | |
| 3- 3 | 0- 0 | 0- 0 | HOME | 0- 1 | 0- 0 | 3- 2 | | | |
| 0- 2 | 0- 0 | 0- 0 | AWAY | 0- 0 | 0- 2 | 0- 0 | | | |
| 0- 0 | 0- 0 | 0- 0 | NEUTRAL | 0- 0 | 0- 0 | 0- 0 | | | |
| 3- 5 | 0- 0 | 0- 0 | NON-CONFERENCE | 0- 1 | 0- 2 | 3- 2 | | | |
| 3- 3 | 0- 0 | 0- 0 | HOME | 0- 1 | 0- 0 | 3- 2 | | | |
| 0- 2 | 0- 0 | 0- 0 | AWAY | 0- 0 | 0- 2 | 0- 0 | | | |
| 0- 0 | 0- 0 | 0- 0 | NEUTRAL | 0- 0 | 0- 0 | 0- 0 | | | |
| 0- 0 | 0- 0 | 0- 0 | CONFERENCE | 0- 0 | 0- 0 | 0- 0 | | | |
| 0- 0 | 0- 0 | 0- 0 | HOME | 0- 0 | 0- 0 | 0- 0 | | | |
| 0- 0 | 0- 0 | 0- 0 | AWAY | 0- 0 | 0- 0 | 0- 0 | | | |
| 0- 0 | 0- 0 | 0- 0 | NEUTRAL | 0- 0 | 0- 0 | 0- 0 | | | |

| RPI 1-25 | | | | RPI 26-50 | | | | RPI 51-100 | | | | RPI 101+ | | | | Team's RPI: 320 |
|---------------------------|---|----------|-------|-----------|---|----------|-------|------------|---|-----------------|-------|----------|---|-----------------|-------|-----------------|
| RPI | S | Opponent | Score | RPI | S | Opponent | Score | RPI | S | Opponent | Score | RPI | S | Opponent | Score | |
| | | | | | | | | 70 | H | Villanova | 35 47 | 102 | A | Penn | 45 65 | |
| | | | | | | | | | | | | 123 | A | Drexel | 34 51 | |
| | | | | | | | | | | | | 245 | H | Temple | 52 58 | |
| | | | | | | | | | | | | 287 | H | Columbia | 68 61 | |
| | | | | | | | | | | | | 289 | H | Rider | 54 56 | |
| | | | | | | | | | | | | 305 | H | Niagara | 68 54 | |
| | | | | | | | | | | | | 333 | H | Loyola Maryland | 49 46 | |
| <hr/> | | | | | | | | | | | | | | | | |
| LAST 12 Division I GAMES: | | | | | | | | | | | | | | | | |
| | | | | 289 | H | Rider | 54 56 | 333 | H | Loyola Maryland | 49 46 | | | | | |
| | | | | 305 | H | Niagara | 68 54 | 70 | H | Villanova | 35 47 | | | | | |
| | | | | 102 | A | Penn | 45 65 | 287 | H | Columbia | 68 61 | | | | | |
| | | | | 123 | A | Drexel | 34 51 | | | | | | | | | |
| | | | | 245 | H | Temple | 52 58 | | | | | | | | | |

Non-Div I Games:

Saint Joseph's

| | | | | | | | | | | |
|-------------------|----------|-----------|----------------|------------|-------------|---------------|------|------|-------|-----------|
| Average RPI Win: | 211 | WON-LOST | WINNING | LAST 10 | STRENGTH OF | OPP. STRENGTH | TEAM | ADJ. | CONF. | ADJ CONF. |
| Average RPI Loss: | 101 | RECORD | PCT. RANK | GAMES | SCHEDULE | OF SCHEDULE | RPI | RPI | RPI | RPI |
| DIV. I ONLY | 4- 5 | 185 | 0- 1 | 169 | 63 | 185 | 185 | 15 | 15 | |
| DIV. I NON-CONF. | 4- 5 | 185 | 0- 1 | 169 | 63 | 185 | 185 | 15 | 15 | |
| ----- | | | | | | | | | | |
| TOTALS | RPI 1-25 | RPI 26-50 | W-L RECORDS | RPI 51-100 | RPI 101-150 | RPI 150+ | | | | |
| 4- 5 | 0- 1 | 0- 0 | OVERALL | 0- 2 | 1- 1 | 3- 1 | | | | |
| 2- 3 | 0- 1 | 0- 0 | HOME | 0- 0 | 0- 1 | 2- 1 | | | | |
| 2- 1 | 0- 0 | 0- 0 | AWAY | 0- 1 | 1- 0 | 1- 0 | | | | |
| 0- 1 | 0- 0 | 0- 0 | NEUTRAL | 0- 1 | 0- 0 | 0- 0 | | | | |
| 4- 5 | 0- 1 | 0- 0 | NON-CONFERENCE | 0- 2 | 1- 1 | 3- 1 | | | | |
| 2- 3 | 0- 1 | 0- 0 | HOME | 0- 0 | 0- 1 | 2- 1 | | | | |
| 2- 1 | 0- 0 | 0- 0 | AWAY | 0- 1 | 1- 0 | 1- 0 | | | | |
| 0- 1 | 0- 0 | 0- 0 | NEUTRAL | 0- 1 | 0- 0 | 0- 0 | | | | |
| 0- 0 | 0- 0 | 0- 0 | CONFERENCE | 0- 0 | 0- 0 | 0- 0 | | | | |
| 0- 0 | 0- 0 | 0- 0 | HOME | 0- 0 | 0- 0 | 0- 0 | | | | |
| 0- 0 | 0- 0 | 0- 0 | AWAY | 0- 0 | 0- 0 | 0- 0 | | | | |
| 0- 0 | 0- 0 | 0- 0 | NEUTRAL | 0- 0 | 0- 0 | 0- 0 | | | | |

| RPI 1-25 | | | | RPI 26-50 | | | | RPI 51-100 | | | | RPI 101+ Team's RPI: 185 | | | |
|---------------------------|---|-------------|-------|-----------|---|---------------|-------|------------|---|-------------|-------|--------------------------|---|---------------|-------|
| RPI | S | Opponent | Score | RPI | S | Opponent | Score | RPI | S | Opponent | Score | RPI | S | Opponent | Score |
| 3 | H | UConn | 42 98 | | | | | 78 | A | Tul sa | 75 86 | 101 | H | Indiana St. | 56 60 |
| | | | | | | | | 99 | N | Chattanooga | 61 71 | 146 | A | Vi rgi ni a | 67 65 |
| | | | | | | | | | | | | 193 | H | SIUE | 63 56 |
| | | | | | | | | | | | | 224 | H | Ci nci nnati | 50 51 |
| | | | | | | | | | | | | 228 | H | Southern III. | 62 58 |
| | | | | | | | | | | | | 275 | A | Eastern Ky. | 70 43 |
| LAST 12 Division I GAMES: | | | | | | | | | | | | | | | |
| 3 | H | UConn | 42 98 | 193 | H | SIUE | 63 56 | | | | | | | | |
| 101 | H | Indiana St. | 56 60 | 228 | H | Southern III. | 62 58 | | | | | | | | |
| 275 | A | Eastern Ky. | 70 43 | 146 | A | Vi rgi ni a | 67 65 | | | | | | | | |
| | | | | 99 | N | Chattanooga | 61 71 | | | | | | | | |
| | | | | 78 | A | Tul sa | 75 86 | | | | | | | | |
| | | | | 224 | H | Ci nci nnati | 50 51 | | | | | | | | |

Non-Div I Games:

Saint Louis

| | | | | | | | | | | | |
|------------------|----------|------|-----------|-----------|----------------|-------------|---------------|-------------|------|----------|-----------|
| Average RPI | Win: | 209 | WON-LOST | WINNING | LAST 10 | STRENGTH OF | OPP. STRENGTH | TEAM | ADJ. | CONF. | ADJ CONF. |
| Average RPI | Loss: | 50 | RECORD | PCT. RANK | GAMES | SCHEDULE | OF SCHEDULE | RPI | RPI | RPI | RPI |
| DIV. I ONLY | | 5- 2 | | 78 | 1- 0 | 88 | 132 | 50 | 50 | 7 | 7 |
| DIV. I NON-CONF. | | 5- 2 | | 78 | 1- 0 | 88 | 132 | 50 | 50 | 7 | 7 |
| ----- | | | | | | | | | | | |
| TOTALS | RPI 1-25 | | RPI 26-50 | | W-L RECORDS | RPI 51-100 | | RPI 101-150 | | RPI 150+ | |
| 5- 2 | 1- 1 | | 0- 0 | | OVERALL | 0- 1 | | 0- 0 | | 4- 0 | |
| 2- 1 | 1- 1 | | 0- 0 | | HOME | 0- 0 | | 0- 0 | | 1- 0 | |
| 3- 1 | 0- 0 | | 0- 0 | | AWAY | 0- 1 | | 0- 0 | | 3- 0 | |
| 0- 0 | 0- 0 | | 0- 0 | | NEUTRAL | 0- 0 | | 0- 0 | | 0- 0 | |
| 5- 2 | 1- 1 | | 0- 0 | | NON-CONFERENCE | 0- 1 | | 0- 0 | | 4- 0 | |
| 2- 1 | 1- 1 | | 0- 0 | | HOME | 0- 0 | | 0- 0 | | 1- 0 | |
| 3- 1 | 0- 0 | | 0- 0 | | AWAY | 0- 1 | | 0- 0 | | 3- 0 | |
| 0- 0 | 0- 0 | | 0- 0 | | NEUTRAL | 0- 0 | | 0- 0 | | 0- 0 | |
| 0- 0 | 0- 0 | | 0- 0 | | CONFERENCE | 0- 0 | | 0- 0 | | 0- 0 | |
| 0- 0 | 0- 0 | | 0- 0 | | HOME | 0- 0 | | 0- 0 | | 0- 0 | |
| 0- 0 | 0- 0 | | 0- 0 | | AWAY | 0- 0 | | 0- 0 | | 0- 0 | |
| 0- 0 | 0- 0 | | 0- 0 | | NEUTRAL | 0- 0 | | 0- 0 | | 0- 0 | |

| RPI 1-25 | | | | RPI 26-50 | | | | RPI 51-100 | | | | RPI 101+ | | | |
|---------------------------|---|------------------|-------|-----------|---|----------------|-------|------------|---|------------|-------|----------|---|------------------|-------|
| RPI | S | Opponent | Score | RPI | S | Opponent | Score | RPI | S | Opponent | Score | RPI | S | Opponent | Score |
| 6 | H | Oregon | 55 79 | | | | | 93 | A | Oregon St. | 56 89 | 177 | H | Milwaukee | 73 71 |
| 24 | H | Wyoming | 90 84 | | | | | | | | | 246 | A | Washington St. | 70 64 |
| | | | | | | | | | | | | 294 | A | Cal Poly | 69 51 |
| | | | | | | | | | | | | 306 | A | UC Santa Barbara | 80 55 |
| ----- | | | | | | | | | | | | | | | |
| Team's RPI: 50 | | | | | | | | | | | | | | | |
| LAST 12 Division I GAMES: | | | | | | | | | | | | | | | |
| 294 | A | Cal Poly | 69 51 | 93 | A | Oregon St. | 56 89 | | | | | | | | |
| 306 | A | UC Santa Barbara | 80 55 | 246 | A | Washington St. | 70 64 | | | | | | | | |
| 6 | H | Oregon | 55 79 | 24 | H | Wyoming | 90 84 | | | | | | | | |
| 177 | H | Milwaukee | 73 71 | | | | | | | | | | | | |

Non-Div I Games:

Saint Mary's (CA)

| | | | | | | | | | | | | | | | | | | | |
|----------------------|--|-----------------|--|-------------------|--|----------------|--|----------------------|--|---------------------------|--|----------|--|----------|--|-----------|--|---------------|--|
| Average RPI Win: 327 | | WON-LOST RECORD | | WINNING PCT. RANK | | LAST 10 GAMES | | STRENGTH OF SCHEDULE | | OPP. STRENGTH OF SCHEDULE | | TEAM RPI | | ADJ. RPI | | CONF. RPI | | ADJ CONF. RPI | |
| DIV. I ONLY | | 4- 4 | | 159 | | 0- 1 | | 284 | | 335 | | 244 | | 244 | | 25 | | 25 | |
| DIV. I NON-CONF. | | 4- 4 | | 159 | | 0- 1 | | 284 | | 335 | | 244 | | 244 | | 25 | | 25 | |
| TOTALS | | RPI 1-25 | | RPI 26-50 | | W-L RECORDS | | RPI 51-100 | | RPI 101-150 | | RPI 150+ | | | | | | | |
| 4- 4 | | 0- 0 | | 0- 0 | | OVERALL | | 0- 1 | | 0- 1 | | 4- 2 | | | | | | | |
| 3- 0 | | 0- 0 | | 0- 0 | | HOME | | 0- 0 | | 0- 0 | | 3- 0 | | | | | | | |
| 1- 4 | | 0- 0 | | 0- 0 | | AWAY | | 0- 1 | | 0- 1 | | 1- 2 | | | | | | | |
| 0- 0 | | 0- 0 | | 0- 0 | | NEUTRAL | | 0- 0 | | 0- 0 | | 0- 0 | | | | | | | |
| 4- 4 | | 0- 0 | | 0- 0 | | NON-CONFERENCE | | 0- 1 | | 0- 1 | | 4- 2 | | | | | | | |
| 3- 0 | | 0- 0 | | 0- 0 | | HOME | | 0- 0 | | 0- 0 | | 3- 0 | | | | | | | |
| 1- 4 | | 0- 0 | | 0- 0 | | AWAY | | 0- 1 | | 0- 1 | | 1- 2 | | | | | | | |
| 0- 0 | | 0- 0 | | 0- 0 | | NEUTRAL | | 0- 0 | | 0- 0 | | 0- 0 | | | | | | | |
| 0- 0 | | 0- 0 | | 0- 0 | | CONFERENCE | | 0- 0 | | 0- 0 | | 0- 0 | | | | | | | |
| 0- 0 | | 0- 0 | | 0- 0 | | HOME | | 0- 0 | | 0- 0 | | 0- 0 | | | | | | | |
| 0- 0 | | 0- 0 | | 0- 0 | | AWAY | | 0- 0 | | 0- 0 | | 0- 0 | | | | | | | |
| 0- 0 | | 0- 0 | | 0- 0 | | NEUTRAL | | 0- 0 | | 0- 0 | | 0- 0 | | | | | | | |

| RPI 1-25 | | | | RPI 26-50 | | | | RPI 51-100 | | | | RPI 101+ | | | | Team's RPI: 244 | |
|---------------------------|---|----------------|-------|-----------|---|------------|-------|------------|---|----------------|-------|----------|---|--------------|-------|-----------------|--|
| RPI | S | Opponent | Score | RPI | S | Opponent | Score | RPI | S | Opponent | Score | RPI | S | Opponent | Score | | |
| | | | | | | | | 77 | A | Boston College | 57 89 | 138 | A | Seton Hall | 47 90 | | |
| | | | | | | | | | | | | 164 | A | Yale | 56 72 | | |
| | | | | | | | | | | | | 257 | A | UMass Lowell | 57 59 | | |
| | | | | | | | | | | | | 304 | A | Lafayette | 62 60 | | |
| | | | | | | | | | | | | 314 | H | Wagner | 69 57 | | |
| | | | | | | | | | | | | 342 | H | NJIT | 70 57 | | |
| | | | | | | | | | | | | 348 | H | LIU Brooklyn | 86 59 | | |
| ----- | | | | | | | | | | | | | | | | | |
| LAST 12 Division I GAMES: | | | | | | | | | | | | | | | | | |
| 304 | A | Lafayette | 62 60 | 164 | A | Yale | 56 72 | | | | | | | | | | |
| 348 | H | LIU Brooklyn | 86 59 | 138 | A | Seton Hall | 47 90 | | | | | | | | | | |
| 77 | A | Boston College | 57 89 | 314 | H | Wagner | 69 57 | | | | | | | | | | |
| 257 | A | UMass Lowell | 57 59 | | | | | | | | | | | | | | |
| 342 | H | NJIT | 70 57 | | | | | | | | | | | | | | |

Non-Div I Games:

Saint Peter's

| | | | | | | | | | | | |
|-----------------------|--|----------|-----------|-----------|----------------|--|---------------|-------------|------|----------|-----------|
| Average RPI Win: 248 | | WON-LOST | WINNING | LAST 10 | STRENGTH OF | | OPP. STRENGTH | TEAM | ADJ. | CONF. | ADJ CONF. |
| Average RPI Loss: 147 | | RECORD | PCT. RANK | GAMES | SCHEDULE | | OF SCHEDULE | RPI | RPI | RPI | RPI |
| DIV. I ONLY | | 1- 3 | 269 | 0- 0 | 35 | | 248 | 139 | 139 | 24 | 24 |
| DIV. I NON-CONF. | | 1- 3 | 269 | 0- 0 | 35 | | 248 | 139 | 139 | 24 | 24 |
| ----- | | | | | | | | | | | |
| TOTALS | | RPI 1-25 | | RPI 26-50 | W-L RECORDS | | RPI 51-100 | RPI 101-150 | | RPI 150+ | |
| 1- 3 | | 0- 0 | | 0- 1 | OVERALL | | 0- 0 | 0- 0 | | 1- 2 | |
| 0- 0 | | 0- 0 | | 0- 0 | HOME | | 0- 0 | 0- 0 | | 0- 0 | |
| 1- 2 | | 0- 0 | | 0- 1 | AWAY | | 0- 0 | 0- 0 | | 1- 1 | |
| 0- 1 | | 0- 0 | | 0- 0 | NEUTRAL | | 0- 0 | 0- 0 | | 0- 1 | |
| 1- 3 | | 0- 0 | | 0- 1 | NON-CONFERENCE | | 0- 0 | 0- 0 | | 1- 2 | |
| 0- 0 | | 0- 0 | | 0- 0 | HOME | | 0- 0 | 0- 0 | | 0- 0 | |
| 1- 2 | | 0- 0 | | 0- 1 | AWAY | | 0- 0 | 0- 0 | | 1- 1 | |
| 0- 1 | | 0- 0 | | 0- 0 | NEUTRAL | | 0- 0 | 0- 0 | | 0- 1 | |
| 0- 0 | | 0- 0 | | 0- 0 | CONFERENCE | | 0- 0 | 0- 0 | | 0- 0 | |
| 0- 0 | | 0- 0 | | 0- 0 | HOME | | 0- 0 | 0- 0 | | 0- 0 | |
| 0- 0 | | 0- 0 | | 0- 0 | AWAY | | 0- 0 | 0- 0 | | 0- 0 | |
| 0- 0 | | 0- 0 | | 0- 0 | NEUTRAL | | 0- 0 | 0- 0 | | 0- 0 | |

| | | | | | | | | | | | | | | | |
|---------------------------|---|----------|-------|-----------|---|-----------------|-------|------------|---|---------------|-------|--------------------------|---|-----------------|-------|
| RPI 1-25 | | | | RPI 26-50 | | | | RPI 51-100 | | | | RPI 101+ Team's RPI: 139 | | | |
| RPI | S | Opponent | Score | RPI | S | Opponent | Score | RPI | S | Opponent | Score | RPI | S | Opponent | Score |
| | | | | 29 | A | LSU | 52 66 | | | | | 199 | N | Troy | 79 84 |
| | | | | | | | | | | | | 214 | A | Wi chi ta St. | 55 63 |
| | | | | | | | | | | | | 248 | A | Southern Mi ss. | 65 61 |
| LAST 12 Division I GAMES: | | | | | | | | | | | | | | | |
| | | | | 248 | A | Southern Mi ss. | 65 61 | 199 | N | Troy | 79 84 | | | | |
| | | | | | | | | 214 | A | Wi chi ta St. | 55 63 | | | | |
| | | | | | | | | 29 | A | LSU | 52 66 | | | | |

Non-Div I Games: UNKNOWN 94 46 Wiley 101 63 Jarvis Christian 100 55

Sam Houston St.

| | | | | | | | | | | |
|-------------------|----------|-----------|----------------|------------|-------------|---------------|------|------|-------|-----------|
| Average RPI Win: | 291 | WON-LOST | WINNING | LAST 10 | STRENGTH OF | OPP. STRENGTH | TEAM | ADJ. | CONF. | ADJ CONF. |
| Average RPI Loss: | 153 | RECORD | PCT. RANK | GAMES | SCHEDULE | OF SCHEDULE | RPI | RPI | RPI | RPI |
| DIV. I ONLY | 2- 5 | 246 | 1- 0 | 214 | 204 | 234 | 234 | 27 | 27 | |
| DIV. I NON-CONF. | 2- 5 | 246 | 1- 0 | 214 | 204 | 234 | 234 | 27 | 27 | |
| ----- | | | | | | | | | | |
| TOTALS | RPI 1-25 | RPI 26-50 | W-L RECORDS | RPI 51-100 | RPI 101-150 | RPI 150+ | | | | |
| 2- 5 | 0- 0 | 0- 1 | OVERALL | 0- 1 | 0- 0 | 2- 3 | | | | |
| 1- 0 | 0- 0 | 0- 0 | HOME | 0- 0 | 0- 0 | 1- 0 | | | | |
| 1- 5 | 0- 0 | 0- 1 | AWAY | 0- 1 | 0- 0 | 1- 3 | | | | |
| 0- 0 | 0- 0 | 0- 0 | NEUTRAL | 0- 0 | 0- 0 | 0- 0 | | | | |
| 2- 5 | 0- 0 | 0- 1 | NON-CONFERENCE | 0- 1 | 0- 0 | 2- 3 | | | | |
| 1- 0 | 0- 0 | 0- 0 | HOME | 0- 0 | 0- 0 | 1- 0 | | | | |
| 1- 5 | 0- 0 | 0- 1 | AWAY | 0- 1 | 0- 0 | 1- 3 | | | | |
| 0- 0 | 0- 0 | 0- 0 | NEUTRAL | 0- 0 | 0- 0 | 0- 0 | | | | |
| 0- 0 | 0- 0 | 0- 0 | CONFERENCE | 0- 0 | 0- 0 | 0- 0 | | | | |
| 0- 0 | 0- 0 | 0- 0 | HOME | 0- 0 | 0- 0 | 0- 0 | | | | |
| 0- 0 | 0- 0 | 0- 0 | AWAY | 0- 0 | 0- 0 | 0- 0 | | | | |
| 0- 0 | 0- 0 | 0- 0 | NEUTRAL | 0- 0 | 0- 0 | 0- 0 | | | | |

| RPI 1-25 | | | | RPI 26-50 | | | | RPI 51-100 | | | | RPI 101+ | | | | Team's RPI: 234 |
|---------------------------|---|----------|-------|-----------|---|----------------|-------|------------|---|---------------|-------|----------|---|----------------|-------|-----------------|
| RPI | S | Opponent | Score | RPI | S | Opponent | Score | RPI | S | Opponent | Score | RPI | S | Opponent | Score | |
| | | | | 44 | A | Oklahoma St. | 62 82 | 57 | A | UT Martin | 68 89 | 199 | A | Troy | 52 72 | |
| | | | | | | | | | | | | 215 | A | Hampton | 57 64 | |
| | | | | | | | | | | | | 248 | A | Southern Miss. | 40 76 | |
| | | | | | | | | | | | | 280 | A | Alabama St. | 60 51 | |
| | | | | | | | | | | | | 302 | H | Presbyteria n | 75 54 | |
| LAST 12 Division I GAMES: | | | | | | | | | | | | | | | | |
| | | | | 248 | A | Southern Miss. | 40 76 | 302 | H | Presbyteria n | 75 54 | | | | | |
| | | | | 280 | A | Alabama St. | 60 51 | 215 | A | Hampton | 57 64 | | | | | |
| | | | | 199 | A | Troy | 52 72 | 44 | A | Oklahoma St. | 62 82 | | | | | |
| | | | | 57 | A | UT Martin | 68 89 | | | | | | | | | |

Non-Div I Games: Rhodes 71 54

Samford

Average RPI Win:

262

Average RPI Loss:

66

WON-LOST
RECORD4- 3
4- 3WINNING
PCT. RANK139
139LAST 10
GAMES1- 0
1- 0STRENGTH OF
SCHEDULE142
142OPP. STRENGTH
OF SCHEDULE97
97TEAM
RPI160
160ADJ.
RPI160
160CONF.
RPI7
7ADJ CONF.
RPI7
7DIV. I ONLY
DIV. I NON-CONF.

TOTALS

RPI 1-25

RPI 26-50

W-L RECORDS

RPI 51-100

RPI 101-150

RPI 150+

4- 3
4- 1
0- 2
0- 00- 2
0- 1
0- 1
0- 00- 0
0- 0
0- 0
0- 0OVERALL
HOME
AWAY
NEUTRAL0- 0
0- 0
0- 0
0- 00- 0
0- 0
0- 0
0- 04- 1
4- 0
0- 1
0- 04- 3
4- 1
0- 2
0- 00- 2
0- 1
0- 1
0- 00- 0
0- 0
0- 0
0- 0NON-CONFERENCE
HOME
AWAY
NEUTRAL0- 0
0- 0
0- 0
0- 00- 0
0- 0
0- 0
0- 04- 1
4- 0
0- 1
0- 00- 0
0- 0
0- 0
0- 00- 0
0- 0
0- 0
0- 00- 0
0- 0
0- 0
0- 0CONFERENCE
HOME
AWAY
NEUTRAL0- 0
0- 0
0- 0
0- 00- 0
0- 0
0- 0
0- 00- 0
0- 0
0- 0
0- 0

RPI 1-25

RPI 26-50

RPI 51-100

RPI 101+

Team's RPI: 160

| RPI | S | Opponent | Score |
|-----|---|---------------|-------|
| 2 | H | Cal i forni a | 53 70 |
| 16 | A | Mi nnesota | 48 53 |

| RPI | S | Opponent | Score |
|-----|---|----------|-------|
|-----|---|----------|-------|

| RPI | S | Opponent | Score |
|-----|---|----------|-------|
|-----|---|----------|-------|

| RPI | S | Opponent | Score |
|-----|---|---------------|-------|
| 181 | A | Southern Utah | 59 69 |
| 230 | H | San Diego St. | 72 71 |
| 239 | H | Cleveland St. | 83 82 |
| 281 | H | Hawai i | 58 50 |
| 299 | H | Dartmouth | 78 76 |

LAST 12 Division I GAMES:

| | | | |
|-----|---|---------------|-------|
| 299 | H | Dartmouth | 78 76 |
| 230 | H | San Diego St. | 72 71 |

| | | | |
|-----|---|---------------|-------|
| 2 | H | Cal i forni a | 53 70 |
| 239 | H | Cleveland St. | 83 82 |
| 16 | A | Mi nnesota | 48 53 |
| 281 | H | Hawai i | 58 50 |
| 181 | A | Southern Utah | 59 69 |

Non-Div I Games:

San Diego

| | | | | | | | | | | |
|-------------------|----------|-----------|----------------|------------|-------------|---------------|------|------|-------|-----------|
| Average RPI Win: | 285 | WON-LOST | WINNING | LAST 10 | STRENGTH OF | OPP. STRENGTH | TEAM | ADJ. | CONF. | ADJ CONF. |
| Average RPI Loss: | 130 | RECORD | PCT. RANK | GAMES | SCHEDULE | OF SCHEDULE | RPI | RPI | RPI | RPI |
| DIV. I ONLY | 4- 4 | 159 | 0- 1 | 227 | 225 | 230 | 230 | 9 | 9 | |
| DIV. I NON-CONF. | 4- 4 | 159 | 0- 1 | 227 | 225 | 230 | 230 | 9 | 9 | |
| ----- | | | | | | | | | | |
| TOTALS | RPI 1-25 | RPI 26-50 | W-L RECORDS | RPI 51-100 | RPI 101-150 | RPI 150+ | | | | |
| 4- 4 | 0- 0 | 0- 0 | OVERALL | 0- 1 | 0- 1 | 4- 2 | | | | |
| 3- 2 | 0- 0 | 0- 0 | HOME | 0- 1 | 0- 1 | 3- 0 | | | | |
| 1- 2 | 0- 0 | 0- 0 | AWAY | 0- 0 | 0- 0 | 1- 2 | | | | |
| 0- 0 | 0- 0 | 0- 0 | NEUTRAL | 0- 0 | 0- 0 | 0- 0 | | | | |
| 4- 4 | 0- 0 | 0- 0 | NON-CONFERENCE | 0- 1 | 0- 1 | 4- 2 | | | | |
| 3- 2 | 0- 0 | 0- 0 | HOME | 0- 1 | 0- 1 | 3- 0 | | | | |
| 1- 2 | 0- 0 | 0- 0 | AWAY | 0- 0 | 0- 0 | 1- 2 | | | | |
| 0- 0 | 0- 0 | 0- 0 | NEUTRAL | 0- 0 | 0- 0 | 0- 0 | | | | |
| 0- 0 | 0- 0 | 0- 0 | CONFERENCE | 0- 0 | 0- 0 | 0- 0 | | | | |
| 0- 0 | 0- 0 | 0- 0 | HOME | 0- 0 | 0- 0 | 0- 0 | | | | |
| 0- 0 | 0- 0 | 0- 0 | AWAY | 0- 0 | 0- 0 | 0- 0 | | | | |
| 0- 0 | 0- 0 | 0- 0 | NEUTRAL | 0- 0 | 0- 0 | 0- 0 | | | | |

| RPI 1-25 | | | | RPI 26-50 | | | | RPI 51-100 | | | | RPI 101+ | | | | Team's RPI: 230 | |
|---------------------------|---|------------------------|-------|-----------|-----|----------|---------|------------|----|----------|-------|----------|-----|----------|------------------------|-----------------|----|
| RPI | S | Opponent | Score | RPI | S | Opponent | Score | RPI | S | Opponent | Score | RPI | S | Opponent | Score | | |
| | | | | | | | | 69 | H | TCU | 64 | 81 | 135 | H | Arizona | 60 | 69 |
| | | | | | | | | | | | | | 155 | A | Santa Clara | 43 | 60 |
| | | | | | | | | | | | | | 160 | A | San Diego | 71 | 72 |
| | | | | | | | | | | | | | 238 | A | Cal St. Fullerton | 83 | 72 |
| | | | | | | | | | | | | | 281 | H | Hawai i | 58 | 57 |
| | | | | | | | | | | | | | 307 | H | Cal i forn i a Baptist | 83 | 67 |
| | | | | | | | | | | | | | 313 | H | Incarnate Word | 81 | 38 |
| ----- | | | | | | | | | | | | | | | | | |
| LAST 12 Division I GAMES: | | | | | | | | | | | | | | | | | |
| 160 | A | San Diego | 71 | 72 | 135 | H | Arizona | 60 | 69 | 281 | H | Hawai i | 58 | 57 | | | |
| 69 | H | TCU | 64 | 81 | | | | | | | | | | | | | |
| 307 | H | Cal i forn i a Baptist | 83 | 67 | | | | | | | | | | | | | |
| 313 | H | Incarnate Word | 81 | 38 | | | | | | | | | | | | | |
| 238 | A | Cal St. Fullerton | 83 | 72 | | | | | | | | | | | | | |
| 155 | A | Santa Clara | 43 | 60 | | | | | | | | | | | | | |

Non-Div I Games:

San Diego St.

| | | | | | | | | | | | |
|-----------------------|--|----------|-----------|-----------|----------------|--|---------------|-------------|------|----------|-----------|
| Average RPI Win: 253 | | WON-LOST | WINNING | LAST 10 | STRENGTH OF | | OPP. STRENGTH | TEAM | ADJ. | CONF. | ADJ CONF. |
| Average RPI Loss: 138 | | RECORD | PCT. RANK | GAMES | SCHEDULE | | OF SCHEDULE | RPI | RPI | RPI | RPI |
| DIV. I ONLY | | 2- 5 | 246 | 0- 1 | 232 | | 138 | 277 | 277 | 7 | 7 |
| DIV. I NON-CONF. | | 2- 5 | 246 | 0- 1 | 232 | | 138 | 277 | 277 | 7 | 7 |
| ----- | | | | | | | | | | | |
| TOTALS | | RPI 1-25 | | RPI 26-50 | W-L RECORDS | | RPI 51-100 | RPI 101-150 | | RPI 150+ | |
| 2- 5 | | 0- 1 | | 0- 1 | OVERALL | | 0- 0 | 0- 0 | | 2- 3 | |
| 1- 2 | | 0- 0 | | 0- 1 | HOME | | 0- 0 | 0- 0 | | 1- 1 | |
| 0- 3 | | 0- 1 | | 0- 0 | AWAY | | 0- 0 | 0- 0 | | 0- 2 | |
| 1- 0 | | 0- 0 | | 0- 0 | NEUTRAL | | 0- 0 | 0- 0 | | 1- 0 | |
| 2- 5 | | 0- 1 | | 0- 1 | NON-CONFERENCE | | 0- 0 | 0- 0 | | 2- 3 | |
| 1- 2 | | 0- 0 | | 0- 1 | HOME | | 0- 0 | 0- 0 | | 1- 1 | |
| 0- 3 | | 0- 1 | | 0- 0 | AWAY | | 0- 0 | 0- 0 | | 0- 2 | |
| 1- 0 | | 0- 0 | | 0- 0 | NEUTRAL | | 0- 0 | 0- 0 | | 1- 0 | |
| 0- 0 | | 0- 0 | | 0- 0 | CONFERENCE | | 0- 0 | 0- 0 | | 0- 0 | |
| 0- 0 | | 0- 0 | | 0- 0 | HOME | | 0- 0 | 0- 0 | | 0- 0 | |
| 0- 0 | | 0- 0 | | 0- 0 | AWAY | | 0- 0 | 0- 0 | | 0- 0 | |
| 0- 0 | | 0- 0 | | 0- 0 | NEUTRAL | | 0- 0 | 0- 0 | | 0- 0 | |

| RPI 1-25 | | | | RPI 26-50 | | | | RPI 51-100 | | | | RPI 101+ Team's RPI: 277 | | | |
|---------------------------|---|--------------|-------|-----------|---|----------------|-------|------------|---|----------------|-------|--------------------------|---|----------------|-------|
| RPI | S | Opponent | Score | RPI | S | Opponent | Score | RPI | S | Opponent | Score | RPI | S | Opponent | Score |
| 25 | A | Stanford | 62 96 | 43 | H | Northern Colo. | 63 68 | | | | | 152 | A | Idaho | 63 70 |
| | | | | | | | | | | | | 212 | H | San Jose St. | 85 63 |
| | | | | | | | | | | | | 225 | H | UT Arlington | 73 80 |
| | | | | | | | | | | | | 246 | A | Washington St. | 61 91 |
| | | | | | | | | | | | | 294 | N | Cal Poly | 65 62 |
| LAST 12 Division I GAMES: | | | | | | | | | | | | | | | |
| 25 | A | Stanford | 62 96 | 152 | A | Idaho | 63 70 | 246 | A | Washington St. | 61 91 | 225 | H | UT Arlington | 73 80 |
| 212 | H | San Jose St. | 85 63 | 43 | H | Northern Colo. | 63 68 | 294 | N | Cal Poly | 65 62 | | | | |

Non-Div I Games:

San Francisco

| | | | | | | | | | | |
|------------------|-----------|-----------|----------------|------------|-------------|---------------|------|------|-------|-----------|
| Average RPI | Win: 252 | WON-LOST | WINNING | LAST 10 | STRENGTH OF | OPP. STRENGTH | TEAM | ADJ. | CONF. | ADJ CONF. |
| Average RPI | Loss: 117 | RECORD | PCT. RANK | GAMES | SCHEDULE | OF SCHEDULE | RPI | RPI | RPI | RPI |
| DIV. I ONLY | 1- 4 | 283 | 0- 1 | 28 | 308 | 212 | 212 | 9 | 9 | |
| DIV. I NON-CONF. | 1- 4 | 283 | 0- 1 | 28 | 308 | 212 | 212 | 9 | 9 | |
| ----- | | | | | | | | | | |
| TOTALS | RPI 1-25 | RPI 26-50 | W-L RECORDS | RPI 51-100 | RPI 101-150 | RPI 150+ | | | | |
| 1- 4 | 0- 0 | 0- 1 | OVERALL | 0- 2 | 0- 0 | 1- 1 | | | | |
| 1- 2 | 0- 0 | 0- 1 | HOME | 0- 1 | 0- 0 | 1- 0 | | | | |
| 0- 2 | 0- 0 | 0- 0 | AWAY | 0- 1 | 0- 0 | 0- 1 | | | | |
| 0- 0 | 0- 0 | 0- 0 | NEUTRAL | 0- 0 | 0- 0 | 0- 0 | | | | |
| 1- 4 | 0- 0 | 0- 1 | NON-CONFERENCE | 0- 2 | 0- 0 | 1- 1 | | | | |
| 1- 2 | 0- 0 | 0- 1 | HOME | 0- 1 | 0- 0 | 1- 0 | | | | |
| 0- 2 | 0- 0 | 0- 0 | AWAY | 0- 1 | 0- 0 | 0- 1 | | | | |
| 0- 0 | 0- 0 | 0- 0 | NEUTRAL | 0- 0 | 0- 0 | 0- 0 | | | | |
| 0- 0 | 0- 0 | 0- 0 | CONFERENCE | 0- 0 | 0- 0 | 0- 0 | | | | |
| 0- 0 | 0- 0 | 0- 0 | HOME | 0- 0 | 0- 0 | 0- 0 | | | | |
| 0- 0 | 0- 0 | 0- 0 | AWAY | 0- 0 | 0- 0 | 0- 0 | | | | |
| 0- 0 | 0- 0 | 0- 0 | NEUTRAL | 0- 0 | 0- 0 | 0- 0 | | | | |

| RPI 1-25 | | | | RPI 26-50 | | | | RPI 51-100 | | | | RPI 101+ Team's RPI: 212 | | | |
|---------------------------|---|----------|-------|-----------|---|-------------------|-------|------------|---|----------------|-------|--------------------------|---|-------------------|-------|
| RPI | S | Opponent | Score | RPI | S | Opponent | Score | RPI | S | Opponent | Score | RPI | S | Opponent | Score |
| | | | | 36 | H | Paci fi c | 67 91 | 60 | A | Portland St. | 51 80 | 252 | H | CSU Bakersfi el d | 82 72 |
| | | | | | | | | 94 | H | UC Irvine | 66 74 | 277 | A | San Franci sco | 63 85 |
| LAST 12 Division I GAMES: | | | | | | | | | | | | | | | |
| | | | | 94 | H | UC Irvine | 66 74 | 277 | A | San Franci sco | 63 85 | | | | |
| | | | | 36 | H | Paci fi c | 67 91 | | | | | | | | |
| | | | | 252 | H | CSU Bakersfi el d | 82 72 | | | | | | | | |
| | | | | 60 | A | Portland St. | 51 80 | | | | | | | | |

Non-Div I Games: San Fran. St. 66 73

San Jose St.

| | | | | | | | | | | |
|------------------|----------|-----------|----------------|------------|-------------|---------------|------|------|-------|-----------|
| Average RPI | Win: 235 | WON-LOST | WINNING | LAST 10 | STRENGTH OF | OPP. STRENGTH | TEAM | ADJ. | CONF. | ADJ CONF. |
| Average RPI | Loss: 89 | RECORD | PCT. RANK | GAMES | SCHEDULE | OF SCHEDULE | RPI | RPI | RPI | RPI |
| DIV. I ONLY | 4- 2 | 100 | 0- 1 | 202 | 180 | 155 | 155 | 7 | 7 | |
| DIV. I NON-CONF. | 4- 2 | 100 | 0- 1 | 202 | 180 | 155 | 155 | 7 | 7 | |
| ----- | | | | | | | | | | |
| TOTALS | RPI 1-25 | RPI 26-50 | W-L RECORDS | RPI 51-100 | RPI 101-150 | RPI 150+ | | | | |
| 4- 2 | 0- 0 | 0- 0 | OVERALL | 0- 1 | 0- 1 | 4- 0 | | | | |
| 3- 1 | 0- 0 | 0- 0 | HOME | 0- 0 | 0- 1 | 3- 0 | | | | |
| 1- 1 | 0- 0 | 0- 0 | AWAY | 0- 1 | 0- 0 | 1- 0 | | | | |
| 0- 0 | 0- 0 | 0- 0 | NEUTRAL | 0- 0 | 0- 0 | 0- 0 | | | | |
| 4- 2 | 0- 0 | 0- 0 | NON-CONFERENCE | 0- 1 | 0- 1 | 4- 0 | | | | |
| 3- 1 | 0- 0 | 0- 0 | HOME | 0- 0 | 0- 1 | 3- 0 | | | | |
| 1- 1 | 0- 0 | 0- 0 | AWAY | 0- 1 | 0- 0 | 1- 0 | | | | |
| 0- 0 | 0- 0 | 0- 0 | NEUTRAL | 0- 0 | 0- 0 | 0- 0 | | | | |
| 0- 0 | 0- 0 | 0- 0 | CONFERENCE | 0- 0 | 0- 0 | 0- 0 | | | | |
| 0- 0 | 0- 0 | 0- 0 | HOME | 0- 0 | 0- 0 | 0- 0 | | | | |
| 0- 0 | 0- 0 | 0- 0 | AWAY | 0- 0 | 0- 0 | 0- 0 | | | | |
| 0- 0 | 0- 0 | 0- 0 | NEUTRAL | 0- 0 | 0- 0 | 0- 0 | | | | |

| RPI 1-25 | | | | RPI 26-50 | | | | RPI 51-100 | | | | RPI 101+ | | | | Team's RPI: 155 |
|---------------------------|---|----------|-------|-----------|---|----------|-------|------------|---|-------------------------|-------|----------|---|-------------------|-------|-----------------|
| RPI | S | Opponent | Score | RPI | S | Opponent | Score | RPI | S | Opponent | Score | RPI | S | Opponent | Score | |
| | | | | | | | | 62 | A | Southern Cal i forn i a | 46 77 | 115 | H | CSUN | 38 53 | |
| | | | | | | | | | | | | 203 | H | Nevada | 56 48 | |
| | | | | | | | | | | | | 230 | H | San Diego St. | 60 43 | |
| | | | | | | | | | | | | 238 | A | Cal St. Fullerton | 64 60 | |
| | | | | | | | | | | | | 268 | H | Missouri St. | 77 73 | |
| ----- | | | | | | | | | | | | | | | | |
| LAST 12 Division I GAMES: | | | | | | | | | | | | | | | | |
| | | | | 203 | H | Nevada | 56 48 | 115 | H | CSUN | 38 53 | | | | | |
| | | | | | | | | 268 | H | Missouri St. | 77 73 | | | | | |
| | | | | | | | | 238 | A | Cal St. Fullerton | 64 60 | | | | | |
| | | | | | | | | 62 | A | Southern Cal i forn i a | 46 77 | | | | | |
| | | | | | | | | 230 | H | San Diego St. | 60 43 | | | | | |

Non-Div I Games: Sonoma St. 98 38

Santa Clara

| | | | | | | | | | | | |
|------------------|----------|------|-----------|-----------|----------------|-------------|---------------|-------------|------|----------|-----------|
| Average RPI | Win: | 0 | WON-LOST | WINNING | LAST 10 | STRENGTH OF | OPP. STRENGTH | TEAM | ADJ. | CONF. | ADJ CONF. |
| Average RPI | Loss: | 209 | RECORD | PCT. RANK | GAMES | SCHEDULE | OF SCHEDULE | RPI | RPI | RPI | RPI |
| DIV. I ONLY | | 0- 4 | | 326 | 0- 1 | 348 | 114 | 351 | 351 | 32 | 32 |
| DIV. I NON-CONF. | | 0- 4 | | 326 | 0- 1 | 348 | 114 | 351 | 351 | 32 | 32 |
| ----- | | | | | | | | | | | |
| TOTALS | RPI 1-25 | | RPI 26-50 | | W-L RECORDS | RPI 51-100 | | RPI 101-150 | | RPI 150+ | |
| 0- 4 | 0- 0 | | 0- 0 | | OVERALL | 0- 1 | | 0- 0 | | 0- 3 | |
| 0- 3 | 0- 0 | | 0- 0 | | HOME | 0- 0 | | 0- 0 | | 0- 3 | |
| 0- 1 | 0- 0 | | 0- 0 | | AWAY | 0- 1 | | 0- 0 | | 0- 0 | |
| 0- 0 | 0- 0 | | 0- 0 | | NEUTRAL | 0- 0 | | 0- 0 | | 0- 0 | |
| 0- 4 | 0- 0 | | 0- 0 | | NON-CONFERENCE | 0- 1 | | 0- 0 | | 0- 3 | |
| 0- 3 | 0- 0 | | 0- 0 | | HOME | 0- 0 | | 0- 0 | | 0- 3 | |
| 0- 1 | 0- 0 | | 0- 0 | | AWAY | 0- 1 | | 0- 0 | | 0- 0 | |
| 0- 0 | 0- 0 | | 0- 0 | | NEUTRAL | 0- 0 | | 0- 0 | | 0- 0 | |
| 0- 0 | 0- 0 | | 0- 0 | | CONFERENCE | 0- 0 | | 0- 0 | | 0- 0 | |
| 0- 0 | 0- 0 | | 0- 0 | | HOME | 0- 0 | | 0- 0 | | 0- 0 | |
| 0- 0 | 0- 0 | | 0- 0 | | AWAY | 0- 0 | | 0- 0 | | 0- 0 | |
| 0- 0 | 0- 0 | | 0- 0 | | NEUTRAL | 0- 0 | | 0- 0 | | 0- 0 | |

| RPI 1-25 | | | | RPI 26-50 | | | | RPI 51-100 | | | | RPI 101+ Team's RPI: 351 | | | | | |
|---------------------------|---|----------|-------|-----------|---|----------------|-------|------------|---|----------|-------|--------------------------|-----|----------|----------------|----|----|
| RPI | S | Opponent | Score | RPI | S | Opponent | Score | RPI | S | Opponent | Score | RPI | S | Opponent | Score | | |
| | | | | | | | | 87 | A | DePaul | 61 | 124 | 240 | H | Texas Southern | 41 | 65 |
| | | | | | | | | | | | | | 249 | H | Jacksonville | 58 | 68 |
| | | | | | | | | | | | | | 258 | H | Ga. Southern | 71 | 82 |
| LAST 12 Division I GAMES: | | | | | | | | | | | | | | | | | |
| | | | | 240 | H | Texas Southern | 41 | 65 | | | | | | | | | |
| | | | | 87 | A | DePaul | 61 | 124 | | | | | | | | | |
| | | | | 249 | H | Jacksonville | 58 | 68 | | | | | | | | | |
| | | | | 258 | H | Ga. Southern | 71 | 82 | | | | | | | | | |

Non-Div I Games: Carver 101 49 Wesleyan (GA) 155 26

Savannah St.

| | | | | | | | | | | | |
|------------------|----------|------|-----------|-----------|----------------|-------------|---------------|-------------|------|----------|-----------|
| Average RPI | Win: | 0 | WON-LOST | WINNING | LAST 10 | STRENGTH OF | OPP. STRENGTH | TEAM | ADJ. | CONF. | ADJ CONF. |
| Average RPI | Loss: | 139 | RECORD | PCT. RANK | GAMES | SCHEDULE | OF SCHEDULE | RPI | RPI | RPI | RPI |
| DIV. I ONLY | | 0- 8 | | 326 | 0- 1 | 32 | 304 | 260 | 260 | 29 | 29 |
| DIV. I NON-CONF. | | 0- 8 | | 326 | 0- 1 | 32 | 304 | 260 | 260 | 29 | 29 |
| ----- | | | | | | | | | | | |
| TOTALS | RPI 1-25 | | RPI 26-50 | | W-L RECORDS | RPI 51-100 | | RPI 101-150 | | RPI 150+ | |
| 0- 8 | 0- 0 | | 0- 0 | | OVERALL | 0- 3 | | 0- 3 | | 0- 2 | |
| 0- 4 | 0- 0 | | 0- 0 | | HOME | 0- 2 | | 0- 1 | | 0- 1 | |
| 0- 3 | 0- 0 | | 0- 0 | | AWAY | 0- 1 | | 0- 1 | | 0- 1 | |
| 0- 1 | 0- 0 | | 0- 0 | | NEUTRAL | 0- 0 | | 0- 1 | | 0- 0 | |
| 0- 8 | 0- 0 | | 0- 0 | | NON-CONFERENCE | 0- 3 | | 0- 3 | | 0- 2 | |
| 0- 4 | 0- 0 | | 0- 0 | | HOME | 0- 2 | | 0- 1 | | 0- 1 | |
| 0- 3 | 0- 0 | | 0- 0 | | AWAY | 0- 1 | | 0- 1 | | 0- 1 | |
| 0- 1 | 0- 0 | | 0- 0 | | NEUTRAL | 0- 0 | | 0- 1 | | 0- 0 | |
| 0- 0 | 0- 0 | | 0- 0 | | CONFERENCE | 0- 0 | | 0- 0 | | 0- 0 | |
| 0- 0 | 0- 0 | | 0- 0 | | HOME | 0- 0 | | 0- 0 | | 0- 0 | |
| 0- 0 | 0- 0 | | 0- 0 | | AWAY | 0- 0 | | 0- 0 | | 0- 0 | |
| 0- 0 | 0- 0 | | 0- 0 | | NEUTRAL | 0- 0 | | 0- 0 | | 0- 0 | |

| RPI 1-25 | | | | RPI 26-50 | | | | RPI 51-100 | | | | RPI 101+ Team's RPI : 260 | | | | | |
|---------------------------|---|----------|-------|-----------|---|-------------------|-------|------------|-----|--------------|----------------|---------------------------|-----|----------|-------------------|----|----|
| RPI | S | Opponent | Score | RPI | S | Opponent | Score | RPI | S | Opponent | Score | RPI | S | Opponent | Score | | |
| | | | | | | | | 60 | A | Portland St. | 43 | 68 | 114 | H | Northern Ariz. | 58 | 65 |
| | | | | | | | | 67 | H | Washing ton | 58 | 69 | 135 | N | Arizona | 54 | 84 |
| | | | | | | | | 73 | H | Pepperdi ne | 64 | 78 | 147 | A | Utah | 62 | 89 |
| | | | | | | | | | | | | | 238 | H | Cal St. Fullerton | 54 | 57 |
| | | | | | | | | | | | | | 281 | A | Hawai i | 51 | 67 |
| LAST 12 Division I GAMES: | | | | | | | | | | | | | | | | | |
| | | | | 73 | H | Pepperdi ne | 64 | 78 | 67 | H | Washing ton | 58 | 69 | | | | |
| | | | | 238 | H | Cal St. Fullerton | 54 | 57 | 147 | A | Utah | 62 | 89 | | | | |
| | | | | | | | | | 60 | A | Portland St. | 43 | 68 | | | | |
| | | | | | | | | | 281 | A | Hawai i | 51 | 67 | | | | |
| | | | | | | | | | 135 | N | Arizona | 54 | 84 | | | | |
| | | | | | | | | | 114 | H | Northern Ariz. | 58 | 65 | | | | |

Non-Div I Games:

Seattle U

| | | | | | | | | | | | |
|------------------|----------|------|-----------|-----------|----------------|-------------|---------------|-------------|------|----------|-----------|
| Average RPI | Win: | 247 | WON-LOST | WINNING | LAST 10 | STRENGTH OF | OPP. STRENGTH | TEAM | ADJ. | CONF. | ADJ CONF. |
| Average RPI | Loss: | 65 | RECORD | PCT. RANK | GAMES | SCHEDULE | OF SCHEDULE | RPI | RPI | RPI | RPI |
| DIV. I ONLY | | 7- 1 | | 25 | 1- 0 | 318 | 92 | 138 | 138 | 5 | 5 |
| DIV. I NON-CONF. | | 7- 1 | | 25 | 1- 0 | 318 | 92 | 138 | 138 | 5 | 5 |
| <hr/> | | | | | | | | | | | |
| TOTALS | RPI 1-25 | | RPI 26-50 | | W-L RECORDS | RPI 51-100 | | RPI 101-150 | | RPI 150+ | |
| 7- 1 | 0- 0 | | 0- 0 | | OVERALL | 0- 1 | | 0- 0 | | 7- 0 | |
| 6- 0 | 0- 0 | | 0- 0 | | HOME | 0- 0 | | 0- 0 | | 6- 0 | |
| 1- 1 | 0- 0 | | 0- 0 | | AWAY | 0- 1 | | 0- 0 | | 1- 0 | |
| 0- 0 | 0- 0 | | 0- 0 | | NEUTRAL | 0- 0 | | 0- 0 | | 0- 0 | |
| 7- 1 | 0- 0 | | 0- 0 | | NON-CONFERENCE | 0- 1 | | 0- 0 | | 7- 0 | |
| 6- 0 | 0- 0 | | 0- 0 | | HOME | 0- 0 | | 0- 0 | | 6- 0 | |
| 1- 1 | 0- 0 | | 0- 0 | | AWAY | 0- 1 | | 0- 0 | | 1- 0 | |
| 0- 0 | 0- 0 | | 0- 0 | | NEUTRAL | 0- 0 | | 0- 0 | | 0- 0 | |
| 0- 0 | 0- 0 | | 0- 0 | | CONFERENCE | 0- 0 | | 0- 0 | | 0- 0 | |
| 0- 0 | 0- 0 | | 0- 0 | | HOME | 0- 0 | | 0- 0 | | 0- 0 | |
| 0- 0 | 0- 0 | | 0- 0 | | AWAY | 0- 0 | | 0- 0 | | 0- 0 | |
| 0- 0 | 0- 0 | | 0- 0 | | NEUTRAL | 0- 0 | | 0- 0 | | 0- 0 | |

| RPI 1-25 | | | | RPI 26-50 | | | | RPI 51-100 | | | | RPI 101+ Team's RPI: 138 | | | |
|---------------------------|---|----------------------|--------|-----------|---|--------------|--------|------------|---|----------|-------|--------------------------|---|----------------------|--------|
| RPI | S | Opponent | Score | RPI | S | Opponent | Score | RPI | S | Opponent | Score | RPI | S | Opponent | Score |
| | | | | | | | | 65 | A | UCLA | 62 78 | 201 | A | Princeton | 70 66 |
| | | | | | | | | | | | | 219 | H | UTSA | 84 53 |
| | | | | | | | | | | | | 235 | H | St. Francis Brooklyn | 100 77 |
| | | | | | | | | | | | | 244 | H | Saint Peter's | 90 47 |
| | | | | | | | | | | | | 257 | H | UMass Lowell | 90 57 |
| | | | | | | | | | | | | 261 | H | Kennesaw St. | 102 80 |
| | | | | | | | | | | | | 314 | H | Wagner | 95 40 |
| LAST 12 Division I GAMES: | | | | | | | | | | | | | | | |
| 244 | H | Saint Peter's | 90 47 | 219 | H | UTSA | 84 53 | | | | | | | | |
| 257 | H | UMass Lowell | 90 57 | 261 | H | Kennesaw St. | 102 80 | | | | | | | | |
| 235 | H | St. Francis Brooklyn | 100 77 | 314 | H | Wagner | 95 40 | | | | | | | | |
| 65 | A | UCLA | 62 78 | | | | | | | | | | | | |
| 201 | A | Princeton | 70 66 | | | | | | | | | | | | |

Non-Div I Games:

Seton Hall

S
i
e
n
a

| | | | | | | | | | | | | | | | |
|------------------|-------|----------|-----------|-----------|-------------------------------|-------------|---------------|-------------|----------|----------|-----------|------------|-------|-----|--|
| Siena | | | | | Through Games Of Dec. 4, 2018 | | | | | | | | | | |
| Average RPI | Win: | 298 | WON-LOST | WINNING | LAST 10 | STRENGTH OF | OPP. STRENGTH | TEAM | ADJ. | CONF. | ADJ CONF. | | | | |
| Average RPI | Loss: | 167 | RECORD | PCT. RANK | GAMES | SCHEDULE | OF SCHEDULE | RPI | RPI | RPI | RPI | | | | |
| DIV. I ONLY | | 3- 5 | 216 | 1- 0 | 198 | 306 | 256 | 256 | 25 | 25 | | | | | |
| DIV. I NON-CONF. | | 3- 5 | 216 | 1- 0 | 198 | 306 | 256 | 256 | 25 | 25 | | | | | |
| ----- | | | | | | | | | | | | | | | |
| TOTALS | | RPI 1-25 | RPI 26-50 | | W-L RECORDS | | RPI 51-100 | RPI 101-150 | RPI 150+ | | | | | | |
| 3- 5 | | 0- 0 | 0- 0 | | OVERALL | | 0- 0 | 0- 2 | 3- 3 | | | | | | |
| 1- 3 | | 0- 0 | 0- 0 | | HOME | | 0- 0 | 0- 1 | 1- 2 | | | | | | |
| 1- 1 | | 0- 0 | 0- 0 | | AWAY | | 0- 0 | 0- 0 | 1- 1 | | | | | | |
| 1- 1 | | 0- 0 | 0- 0 | | NEUTRAL | | 0- 0 | 0- 1 | 1- 0 | | | | | | |
| 3- 5 | | 0- 0 | 0- 0 | | NON-CONFERENCE | | 0- 0 | 0- 2 | 3- 3 | | | | | | |
| 1- 3 | | 0- 0 | 0- 0 | | HOME | | 0- 0 | 0- 1 | 1- 2 | | | | | | |
| 1- 1 | | 0- 0 | 0- 0 | | AWAY | | 0- 0 | 0- 0 | 1- 1 | | | | | | |
| 1- 1 | | 0- 0 | 0- 0 | | NEUTRAL | | 0- 0 | 0- 1 | 1- 0 | | | | | | |
| 0- 0 | | 0- 0 | 0- 0 | | CONFERENCE | | 0- 0 | 0- 0 | 0- 0 | | | | | | |
| 0- 0 | | 0- 0 | 0- 0 | | HOME | | 0- 0 | 0- 0 | 0- 0 | | | | | | |
| 0- 0 | | 0- 0 | 0- 0 | | AWAY | | 0- 0 | 0- 0 | 0- 0 | | | | | | |
| 0- 0 | | 0- 0 | 0- 0 | | NEUTRAL | | 0- 0 | 0- 0 | 0- 0 | | | | | | |
| ----- | | | | | | | | | | | | | | | |
| RPI 1-25 | | | | RPI 26-50 | | | | RPI 51-100 | | | | RPI 101+ | | | |
| RPI | S | Opponent | Score | RPI | S | Opponent | Score | RPI | S | Opponent | Score | Team's RPI | Score | 256 | |
| | | | | | | | | | | | | | | | |
| | | | | | | | | | | | | | | | |
| | | | | | | | | | | | | | | | |
| | | | | | | | | | | | | | | | |
| | | | | | | | | | | | | | | | |
| | | | | | | | | | | | | | | | |
| | | | | | | | | | | | | | | | |
| | | | | | | | | | | | | | | | |
| | | | | | | | | | | | | | | | |
| | | | | | | | | | | | | | | | |
| | | | | | | | | | | | | | | | |
| | | | | | | | | | | | | | | | |
| | | | | | | | | | | | | | | | |
| | | | | | | | | | | | | | | | |
| | | | | | | | | | | | | | | | |
| | | | | | | | | | | | | | | | |
| | | | | | | | | | | | | | | | |
| | | | | | | | | | | | | | | | |
| | | | | | | | | | | | | | | | |
| | | | | | | | | | | | | | | | |
| | | | | | | | | | | | | | | | |
| | | | | | | | | | | | | | | | |
| | | | | | | | | | | | | | | | |
| | | | | | | | | | | | | | | | |
| | | | | | | | | | | | | | | | |
| | | | | | | | | | | | | | | | |
| | | | | | | | | | | | | | | | |
| | | | | | | | | | | | | | | | |
| | | | | | | | | | | | | | | | |
| | | | | | | | | | | | | | | | |
| | | | | | | | | | | | | | | | |
| | | | | | | | | | | | | | | | |
| | | | | | | | | | | | | | | | |
| | | | | | | | | | | | | | | | |
| | | | | | | | | | | | | | | | |
| | | | | | | | | | | | | | | | |
| | | | | | | | | | | | | | | | |
| | | | | | | | | | | | | | | | |
| | | | | | | | | | | | | | | | |
| | | | | | | | | | | | | | | | |
| | | | | | | | | | | | | | | | |
| | | | | | | | | | | | | | | | |
| | | | | | | | | | | | | | | | |
| | | | | | | | | | | | | | | | |
| | | | | | | | | | | | | | | | |
| | | | | | | | | | | | | | | | |
| | | | | | | | | | | | | | | | |
| | | | | | | | | | | | | | | | |
| | | | | | | | | | | | | | | | |
| | | | | | | | | | | | | | | | |
| | | | | | | | | | | | | | | | |
| | | | | | | | | | | | | | | | |
| | | | | | | | | | | | | | | | |
| | | | | | | | | | | | | | | | |
| | | | | | | | | | | | | | | | |
| | | | | | | | | | | | | | | | |
| | | | | | | | | | | | | | | | |
| | | | | | | | | | | | | | | | |
| | | | | | | | | | | | | | | | |
| | | | | | | | | | | | | | | | |
| | | | | | | | | | | | | | | | |
| | | | | | | | | | | | | | | | |
| | | | | | | | | | | | | | | | |
| | | | | | | | | | | | | | | | |
| | | | | | | | | | | | | | | | |
| | | | | | | | | | | | | | | | |
| | | | | | | | | | | | | | | | |
| | | | | | | | | | | | | | | | |
| | | | | | | | | | | | | | | | |
| | | | | | | | | | | | | | | | |
| | | | | | | | | | | | | | | | |
| | | | | | | | | | | | | | | | |
| | | | | | | | | | | | | | | | |
| | | | | | | | | | | | | | | | |
| | | | | | | | | | | | | | | | |
| | | | | | | | | | | | | | | | |
| | | | | | | | | | | | | | | | |
| | | | | | | | | | | | | | | | |
| | | | | | | | | | | | | | | | |
| | | | | | | | | | | | | | | | |
| | | | | | | | | | | | | | | | |
| | | | | | | | | | | | | | | | |
| | | | | | | | | | | | | | | | |
| | | | | | | | | | | | | | | | |
| | | | | | | | | | | | | | | | |
| | | | | | | | | | | | | | | | |
| | | | | | | | | | | | | | | | |
| | | | | | | | | | | | | | | | |
| | | | | | | | | | | | | | | | |
| | | | | | | | | | | | | | | | |
| | | | | | | | | | | | | | | | |
| | | | | | | | | | | | | | | | |
| | | | | | | | | | | | | | | | |
| | | | | | | | | | | | | | | | |
| | | | | | | | | | | | | | | | |
| | | | | | | | | | | | | | | | |
| | | | | | | | | | | | | | | | |
| | | | | | | | | | | | | | | | |
| | | | | | | | | | | | | | | | |

| | | | | | | | | | | | |
|------------------|----------|------|-----------|-----------|----------------|-------------|---------------|-------------|------|----------|-----------|
| Average RPI | Win: | 242 | WON-LOST | WINNING | LAST 10 | STRENGTH OF | OPP. STRENGTH | TEAM | ADJ. | CONF. | ADJ CONF. |
| Average RPI | Loss: | 0 | RECORD | PCT. RANK | GAMES | SCHEDULE | OF SCHEDULE | RPI | RPI | RPI | RPI |
| DIV. I ONLY | | 5- 0 | | 1 | 1- 0 | 345 | 34 | 153 | 153 | 21 | 21 |
| DIV. I NON-CONF. | | 5- 0 | | 1 | 1- 0 | 345 | 34 | 153 | 153 | 21 | 21 |
| ----- | | | | | | | | | | | |
| TOTALS | RPI 1-25 | | RPI 26-50 | | W-L RECORDS | RPI 51-100 | | RPI 101-150 | | RPI 150+ | |
| 5- 0 | 0- 0 | | 1- 0 | | OVERALL | 0- 0 | | 0- 0 | | 4- 0 | |
| 2- 0 | 0- 0 | | 0- 0 | | HOME | 0- 0 | | 0- 0 | | 2- 0 | |
| 3- 0 | 0- 0 | | 1- 0 | | AWAY | 0- 0 | | 0- 0 | | 2- 0 | |
| 0- 0 | 0- 0 | | 0- 0 | | NEUTRAL | 0- 0 | | 0- 0 | | 0- 0 | |
| 5- 0 | 0- 0 | | 1- 0 | | NON-CONFERENCE | 0- 0 | | 0- 0 | | 4- 0 | |
| 2- 0 | 0- 0 | | 0- 0 | | HOME | 0- 0 | | 0- 0 | | 2- 0 | |
| 3- 0 | 0- 0 | | 1- 0 | | AWAY | 0- 0 | | 0- 0 | | 2- 0 | |
| 0- 0 | 0- 0 | | 0- 0 | | NEUTRAL | 0- 0 | | 0- 0 | | 0- 0 | |
| 0- 0 | 0- 0 | | 0- 0 | | CONFERENCE | 0- 0 | | 0- 0 | | 0- 0 | |
| 0- 0 | 0- 0 | | 0- 0 | | HOME | 0- 0 | | 0- 0 | | 0- 0 | |
| 0- 0 | 0- 0 | | 0- 0 | | AWAY | 0- 0 | | 0- 0 | | 0- 0 | |
| 0- 0 | 0- 0 | | 0- 0 | | NEUTRAL | 0- 0 | | 0- 0 | | 0- 0 | |

| RPI 1-25 | | | | RPI 26-50 | | | | RPI 51-100 | | | | RPI 101+ Team's RPI: 153 | | | |
|---------------------------|---|----------|-------|-----------|---|---------------|-------|------------|---|----------------|-------|--------------------------|---|----------------|-------|
| RPI | S | Opponent | Score | RPI | S | Opponent | Score | RPI | S | Opponent | Score | RPI | S | Opponent | Score |
| | | | | 47 | A | Southern U. | 53 49 | | | | | 248 | H | Southern Miss. | 77 68 |
| | | | | | | | | | | | | 293 | A | Tennessee St. | 78 56 |
| | | | | | | | | | | | | 298 | H | ETSU | 81 74 |
| | | | | | | | | | | | | 322 | A | Central Ark. | 58 50 |
| ----- | | | | | | | | | | | | | | | |
| LAST 12 Division I GAMES: | | | | | | | | | | | | | | | |
| | | | | 293 | A | Tennessee St. | 78 56 | 298 | H | ETSU | 81 74 | | | | |
| | | | | | | | | 47 | A | Southern U. | 53 49 | | | | |
| | | | | | | | | 322 | A | Central Ark. | 58 50 | | | | |
| | | | | | | | | 248 | H | Southern Miss. | 77 68 | | | | |

Non-Div I Games: Spring Hill 75 57

South Alabama

| | | | | | | | | | | |
|------------------|----------|-----------|----------------|------------|-------------|---------------|------|------|-------|-----------|
| Average RPI | Win: 198 | WON-LOST | WINNING | LAST 10 | STRENGTH OF | OPP. STRENGTH | TEAM | ADJ. | CONF. | ADJ CONF. |
| Average RPI | Loss: 43 | RECORD | PCT. RANK | GAMES | SCHEDULE | OF SCHEDULE | RPI | RPI | RPI | RPI |
| DIV. I ONLY | 4- 4 | 159 | 0- 1 | 57 | 79 | 121 | 121 | 6 | 6 | |
| DIV. I NON-CONF. | 4- 4 | 159 | 0- 1 | 57 | 79 | 121 | 121 | 6 | 6 | |
| ----- | | | | | | | | | | |
| TOTALS | RPI 1-25 | RPI 26-50 | W-L RECORDS | RPI 51-100 | RPI 101-150 | RPI 150+ | | | | |
| 4- 4 | 0- 2 | 0- 0 | OVERALL | 1- 2 | 1- 0 | 2- 0 | | | | |
| 2- 2 | 0- 1 | 0- 0 | HOME | 1- 1 | 1- 0 | 0- 0 | | | | |
| 1- 0 | 0- 0 | 0- 0 | AWAY | 0- 0 | 0- 0 | 1- 0 | | | | |
| 1- 2 | 0- 1 | 0- 0 | NEUTRAL | 0- 1 | 0- 0 | 1- 0 | | | | |
| 4- 4 | 0- 2 | 0- 0 | NON-CONFERENCE | 1- 2 | 1- 0 | 2- 0 | | | | |
| 2- 2 | 0- 1 | 0- 0 | HOME | 1- 1 | 1- 0 | 0- 0 | | | | |
| 1- 0 | 0- 0 | 0- 0 | AWAY | 0- 0 | 0- 0 | 1- 0 | | | | |
| 1- 2 | 0- 1 | 0- 0 | NEUTRAL | 0- 1 | 0- 0 | 1- 0 | | | | |
| 0- 0 | 0- 0 | 0- 0 | CONFERENCE | 0- 0 | 0- 0 | 0- 0 | | | | |
| 0- 0 | 0- 0 | 0- 0 | HOME | 0- 0 | 0- 0 | 0- 0 | | | | |
| 0- 0 | 0- 0 | 0- 0 | AWAY | 0- 0 | 0- 0 | 0- 0 | | | | |
| 0- 0 | 0- 0 | 0- 0 | NEUTRAL | 0- 0 | 0- 0 | 0- 0 | | | | |

| RPI 1-25 | | | | RPI 26-50 | | | | RPI 51-100 | | | | RPI 101+ Team's RPI : 121 | | | |
|----------|---|----------|-------|-----------|---|----------|-------|------------|---|------------|-------|---------------------------|---|-------------|--------|
| RPI | S | Opponent | Score | RPI | S | Opponent | Score | RPI | S | Opponent | Score | RPI | S | Opponent | Score |
| 11 | N | Drake | 85 90 | | | | | 52 | H | Maryland | 61 85 | 141 | H | Dayton | 65 55 |
| 15 | H | Baylor | 69 94 | | | | | 71 | H | Clemson | 69 57 | 280 | A | Alabama St. | 94 38 |
| | | | | | | | | 93 | N | Oregon St. | 68 70 | 298 | N | ETSU | 101 55 |
| | | | | | | | | | | | | | | | |
| | | | | | | | | | | | | | | | |
| | | | | | | | | | | | | | | | |
| | | | | | | | | | | | | | | | |
| | | | | | | | | | | | | | | | |
| | | | | | | | | | | | | | | | |
| | | | | | | | | | | | | | | | |
| | | | | | | | | | | | | | | | |
| | | | | | | | | | | | | | | | |
| | | | | | | | | | | | | | | | |
| | | | | | | | | | | | | | | | |
| | | | | | | | | | | | | | | | |
| | | | | | | | | | | | | | | | |
| | | | | | | | | | | | | | | | |
| | | | | | | | | | | | | | | | |
| | | | | | | | | | | | | | | | |
| | | | | | | | | | | | | | | | |
| | | | | | | | | | | | | | | | |
| | | | | | | | | | | | | | | | |
| | | | | | | | | | | | | | | | |
| | | | | | | | | | | | | | | | |
| | | | | | | | | | | | | | | | |
| | | | | | | | | | | | | | | | |
| | | | | | | | | | | | | | | | |
| | | | | | | | | | | | | | | | |
| | | | | | | | | | | | | | | | |
| | | | | | | | | | | | | | | | |
| | | | | | | | | | | | | | | | |
| | | | | | | | | | | | | | | | |
| | | | | | | | | | | | | | | | |
| | | | | | | | | | | | | | | | |
| | | | | | | | | | | | | | | | |
| | | | | | | | | | | | | | | | |
| | | | | | | | | | | | | | | | |
| | | | | | | | | | | | | | | | |
| | | | | | | | | | | | | | | | |
| | | | | | | | | | | | | | | | |
| | | | | | | | | | | | | | | | |
| | | | | | | | | | | | | | | | |
| | | | | | | | | | | | | | | | |
| | | | | | | | | | | | | | | | |
| | | | | | | | | | | | | | | | |
| | | | | | | | | | | | | | | | |
| | | | | | | | | | | | | | | | |
| | | | | | | | | | | | | | | | |
| | | | | | | | | | | | | | | | |
| | | | | | | | | | | | | | | | |
| | | | | | | | | | | | | | | | |
| | | | | | | | | | | | | | | | |
| | | | | | | | | | | | | | | | |
| | | | | | | | | | | | | | | | |
| | | | | | | | | | | | | | | | |
| | | | | | | | | | | | | | | | |
| | | | | | | | | | | | | | | | |
| | | | | | | | | | | | | | | | |
| | | | | | | | | | | | | | | | |
| | | | | | | | | | | | | | | | |
| | | | | | | | | | | | | | | | |
| | | | | | | | | | | | | | | | |
| | | | | | | | | | | | | | | | |
| | | | | | | | | | | | | | | | |
| | | | | | | | | | | | | | | | |
| | | | | | | | | | | | | | | | |
| | | | | | | | | | | | | | | | |
| | | | | | | | | | | | | | | | |
| | | | | | | | | | | | | | | | |
| | | | | | | | | | | | | | | | |
| | | | | | | | | | | | | | | | |
| | | | | | | | | | | | | | | | |
| | | | | | | | | | | | | | | | |
| | | | | | | | | | | | | | | | |
| | | | | | | | | | | | | | | | |
| | | | | | | | | | | | | | | | |
| | | | | | | | | | | | | | | | |
| | | | | | | | | | | | | | | | |
| | | | | | | | | | | | | | | | |
| | | | | | | | | | | | | | | | |
| | | | | | | | | | | | | | | | |
| | | | | | | | | | | | | | | | |
| | | | | | | | | | | | | | | | |
| | | | | | | | | | | | | | | | |
| | | | | | | | | | | | | | | | |
| | | | | | | | | | | | | | | | |
| | | | | | | | | | | | | | | | |
| | | | | | | | | | | | | | | | |
| | | | | | | | | | | | | | | | |
| | | | | | | | | | | | | | | | |
| | | | | | | | | | | | | | | | |
| | | | | | | | | | | | | | | | |
| | | | | | | | | | | | | | | | |
| | | | | | | | | | | | | | | | |
| | | | | | | | | | | | | | | | |
| | | | | | | | | | | | | | | | |
| | | | | | | | | | | | | | | | |
| | | | | | | | | | | | | | | | |
| | | | | | | | | | | | | | | | |
| | | | | | | | | | | | | | | | |
| | | | | | | | | | | | | | | | |
| | | | | | | | | | | | | | | | |
| | | | | | | | | | | | | | | | |
| | | | | | | | | | | | | | | | |
| | | | | | | | | | | | | | | | |
| | | | | | | | | | | | | | | | |
| | | | | | | | | | | | | | | | |
| | | | | | | | | | | | | | | | |
| | | | | | | | | | | | | | | | |
| | | | | | | | | | | | | | | | |
| | | | | | | | | | | | | | | | |
| | | | | | | | | | | | | | | | |
| | | | | | | | | | | | | | | | |
| | | | | | | | | | | | | | | | |
| | | | | | | | | | | | | | | | |
| | | | | | | | | | | | | | | | |
| | | | | | | | | | | | | | | | |
| | | | | | | | | | | | | | | | |
| | | | | | | | | | | | | | | | |
| | | | | | | | | | | | | | | | |
| | | | | | | | | | | | | | | | |
| | | | | | | | | | | | | | | | |
| | | | | | | | | | | | | | | | |
| | | | | | | | | | | | | | | | |
| | | | | | | | | | | | | | | | |
| | | | | | | | | | | | | | | | |
| | | | | | | | | | | | | | | | |
| | | | | | | | | | | | | | | | |
| | | | | | | | | | | | | | | | |
| | | | | | | | | | | | | | | | |
| | | | | | | | | | | | | | | | |
| | | | | | | | | | | | | | | | |
| | | | | | | | | | | | | | | | |
| | | | | | | | | | | | | | | | |
| | | | | | | | | | | | | | | | |
| | | | | | | | | | | | | | | | |
| | | | | | | | | | | | | | | | |
| | | | | | | | | | | | | | | | |
| | | | | | | | | | | | | | | | |
| | | | | | | | | | | | | | | | |
| | | | | | | | | | | | | | | | |
| | | | | | | | | | | | | | | | |
| | | | | | | | | | | | | | | | |
| | | | | | | | | | | | | | | | |
| | | | | | | | | | | | | | | | |
| | | | | | | | | | | | | | | | |
| | | | | | | | | | | | | | | | |
| | | | | | | | | | | | | | | | |
| | | | | | | | | | | | | | | | |
| | | | | | | | | | | | | | | | |
| | | | | | | | | | | | | | | | |
| | | | | | | | | | | | | | | | |
| | | | | | | | | | | | | | | | |
| | | | | | | | | | | | | | | | |
| | | | | | | | | | | | | | | | |
| | | | | | | | | | | | | | | | |
| | | | | | | | | | | | | | | | |
| | | | | | | | | | | | | | | | |
| | | | | | | | | | | | | | | | |
| | | | | | | | | | | | | | | | |
| | | | | | | | | | | | | | | | |
| | | | | | | | | | | | | | | | |
| | | | | | | | | | | | | | | | |
| | | | | | | | | | | | | | | | |
| | | | | | | | | | | | | | | | |
| | | | | | | | | | | | | | | | |
| | | | | | | | | | | | | | | | |
| | | | | | | | | | | | | | | | |
| | | | | | | | | | | | | | | | |
| | | | | | | | | | | | | | | | |
| | | | | | | | | | | | | | | | |
| | | | | | | | | | | | | | | | |
| | | | | | | | | | | | | | | | |
| | | | | | | | | | | | | | | | |
| | | | | | | | | | | | | | | | |
| | | | | | | | | | | | | | | | |
| | | | | | | | | | | | | | | | |
| | | | | | | | | | | | | | | | |
| | | | | | | | | | | | | | | | |
| | | | | | | | | | | | | | | | |
| | | | | | | | | | | | | | | | |
| | | | | | | | | | | | | | | | |
| | | | | | | | | | | | | | | | |
| | | | | | | | | | | | | | | | |
| | | | | | | | | | | | | | | | |
| | | | | | | | | | | | | | | | |
| | | | | | | | | | | | | | | | |
| | | | | | | | | | | | | | | | |
| | | | | | | | | | | | | | | | |
| | | | | | | | | | | | | | | | |
| | | | | | | | | | | | | | | | |
| | | | | | | | | | | | | | | | |
| | | | | | | | | | | | | | | | |
| | | | | | | | | | | | | | | | |
| | | | | | | | | | | | | | | | |
| | | | | | | | | | | | | | | | |
| | | | | | | | | | | | | | | | |
| | | | | | | | | | | | | | | | |
| | | | | | | | | | | | | | | | |
| | | | | | | | | | | | | | | | |
| | | | | | | | | | | | | | | | |
| | | | | | | | | | | | | | | | |
| | | | | | | | | | | | | | | | |
| | | | | | | | | | | | | | | | |
| | | | | | | | | | | | | | | | |
| | | | | | | | | | | | | | | | |
| | | | | | | | | | | | | | | | |
| | | | | | | | | | | | | | | | |
| | | | | | | | | | | | | | | | |
| | | | | | | | | | | | | | | | |
| | | | | | | | | | | | | | | | |
| | | | | | | | | | | | | | | | |
| | | | | | | | | | | | | | | | |
| | | | | | | | | | | | | | | | |
| | | | | | | | | | | | | | | | |
| | | | | | | | | | | | | | | | |
| | | | | | | | | | | | | | | | |
| | | | | | | | | | | | | | | | |
| | | | | | | | | | | | | | | | |
| | | | | | | | | | | | | | | | |
| | | | | | | | | | | | | | | | |
| | | | | | | | | | | | | | | | |
| | | | | | | | | | | | | | | | |
| | | | | | | | | | | | | | | | |
| | | | | | | | | | | | | | | | |
| | | | | | | | | | | | | | | | |
| | | | | | | | | | | | | | | | |
| | | | | | | | | | | | | | | | |
| | | | | | | | | | | | | | | | |
| | | | | | | | | | | | | | | | |
| | | | | | | | | | | | | | | | |
| | | | | | | | | | | | | | | | |
| | | | | | | | | | | | | | | | |
| | | | | | | | | | | | | | | | |
| | | | | | | | | | | | | | | | |
| | | | | | | | | | | | | | | | |
| | | | | | | | | | | | | | | | |
| | | | | | | | | | | | | | | | |
| | | | | | | | | | | | | | | | |
| | | | | | | | | | | | | | | | |
| | | | | | | | | | | | | | | | |
| | | | | | | | | | | | | | | | |
| | | | | | | | | | | | | | | | |
| | | | | | | | | | | | | | | | |
| | | | | | | | | | | | | | | | |
| | | | | | | | | | | | | | | | |
| | | | | | | | | | | | | | | | |
| | | | | | | | | | | | | | | | |
| | | | | | | | | | | | | | | | |
| | | | | | | | | | | | | | | | |
| | | | | | | | | | | | | | | | |
| | | | | | | | | | | | | | | | |
| | | | | | | | | | | | | | | | |
| | | | | | | | | | | | | | | | |
| | | | | | | | | | | | | | | | |
| | | | | | | | | | | | | | | | |
| | | | | | | | | | | | | | | | |
| | | | | | | | | | | | | | | | |
| | | | | | | | | | | | | | | | |
| | | | | | | | | | | | | | | | |
| | | | | | | | | | | | | | | | |
| | | | | | | | | | | | | | | | |
| | | | | | | | | | | | | | | | |
| | | | | | | | | | | | | | | | |
| | | | | | | | | | | | | | | | |
| | | | | | | | | | | | | | | | |
| | | | | | | | | | | | | | | | |
| | | | | | | | | | | | | | | | |
| | | | | | | | | | | | | | | | |
| | | | | | | | | | | | | | | | |
| | | | | | | | | | | | | | | | |
| | | | | | | | | | | | | | | | |
| | | | | | | | | | | | | | | | |
| | | | | | | | | | | | | | | | |
| | | | | | | | | | | | | | | | |
| | | | | | | | | | | | | | | | |
| | | | | | | | | | | | | | | | |
| | | | | | | | | | | | | | | | |
| | | | | | | | | | | | | | | | |
| | | | | | | | | | | | | | | | |
| | | | | | | | | | | | | | | | |
| | | | | | | | | | | | | | | | |
| | | | | | | | | | | | | | | | |
| | | | | | | | | | | | | | | | |
| | | | | | | | | | | | | | | | |
| | | | | | | | | | | | | | | | |
| | | | | | | | | | | | | | | | |
| | | | | | | | | | | | | | | | |
| | | | | | | | | | | | | | | | |
| | | | | | | | | | | | | | | | |
| | | | | | | | | | | | | | | | |
| | | | | | | | | | | | | | | | |
| | | | | | | | | | | | | | | | |
| | | | | | | | | | | | | | | | |
| | | | | | | | | | | | | | | | |
| | | | | | | | | | | | | | | | |
| | | | | | | | | | | | | | | | |
| | | | | | | | | | | | | | | | |
| | | | | | | | | | | | | | | | |
| | | | | | | | | | | | | | | | |
| | | | | | | | | | | | | | | | |
| | | | | | | | | | | | | | | | |
| | | | | | | | | | | | | | | | |
| | | | | | | | | | | | | | | | |
| | | | | | | | | | | | | | | | |
| | | | | | | | | | | | | | | | |
| | | | | | | | | | | | | | | | |
| | | | | | | | | | | | | | | | |
| | | | | | | | | | | | | | | | |
| | | | | | | | | | | | | | | | |
| | | | | | | | | | | | | | | | |
| | | | | | | | | | | | | | | | |
| | | | | | | | | | | | | | | | |
| | | | | | | | | | | | | | | | |
| | | | | | | | | | | | | | | | |
| | | | | | | | | | | | | | | | |
| | | | | | | | | | | | | | | | |
| | | | | | | | | | | | | | | | |
| | | | | | | | | | | | | | | | |
| | | | | | | | | | | | | | | | |
| | | | | | | | | | | | | | | | |
| | | | | | | | | | | | | | | | |
| | | | | | | | | | | | | | | | |
| | | | | | | | | | | | | | | | |
| | | | | | | | | | | | | | | | |
| | | | | | | | | | | | | | | | |
| | | | | | | | | | | | | | | | |
| | | | | | | | | | | | | | | | |
| | | | | | | | | | | | | | | | |
| | | | | | | | | | | | | | | | |
| | | | | | | | | | | | | | | | |
| | | | | | | | | | | | | | | | |
| | | | | | | | | | | | | | | | |
| | | | | | | | | | | | | | | | |
| | | | | | | | | | | | | | | | |
| | | | | | | | | | | | | | | | |
| | | | | | | | | | | | | | | | |
| | | | | | | | | | | | | | | | |
| | | | | | | | | | | | | | | | |
| | | | | | | | | | | | | | | | |
| | | | | | | | | | | | | | | | |
| | | | | | | | | | | | | | | | |
| | | | | | | | | | | | | | | | |
| | | | | | | | | | | | | | | | |
| | | | | | | | | | | | | | | | |
| | | | | | | | | | | | | | | | |
| | | | | | | | | | | | | | | | |
| | | | | | | | | | | | | | | | |
| | | | | | | | | | | | | | | | |
| | | | | | | | | | | | | | | | |
| | | | | | | | | | | | | | | | |
| | | | | | | | | | | | | | | | |
| | | | | | | | | | | | | | | | |
| | | | | | | | | | | | | | | | |
| | | | | | | | | | | | | | | | |
| | | | | | | | | | | | | | | | |
| | | | | | | | | | | | | | | | |
| | | | | | | | | | | | | | | | |
| | | | | | | | | | | | | | | | |
| | | | | | | | | | | | | | | | |
| | | | | | | | | | | | | | | | |
| | | | | | | | | | | | | | | | |
| | | | | | | | | | | | | | | | |
| | | | | | | | | | | | | | | | |
| | | | | | | | | | | | | | | | |
| | | | | | | | | | | | | | | | |
| | | | | | | | | | | | | | | | |
| | | | | | | | | | | | | | | | |
| | | | | | | | | | | | | | | | |
| | | | | | | | | | | | | | | | |
| | | | | | | | | | | | | | | | |
| | | | | | | | | | | | | | | | |
| | | | | | | | | | | | | | | | |

| | | | | | | | | | | |
|------------------|-----------|-----------|----------------|------------|-------------|---------------|------|------|-------|-----------|
| Average RPI | Win: 327 | WON-LOST | WINNING | LAST 10 | STRENGTH OF | OPP. STRENGTH | TEAM | ADJ. | CONF. | ADJ CONF. |
| Average RPI | Loss: 207 | RECORD | PCT. RANK | GAMES | SCHEDULE | OF SCHEDULE | RPI | RPI | RPI | RPI |
| DIV. I ONLY | 3- 5 | 216 | 0- 0 | 322 | 330 | 316 | 316 | 32 | 32 | |
| DIV. I NON-CONF. | 3- 5 | 216 | 0- 0 | 322 | 330 | 316 | 316 | 32 | 32 | |
| ----- | | | | | | | | | | |
| TOTALS | RPI 1-25 | RPI 26-50 | W-L RECORDS | RPI 51-100 | RPI 101-150 | RPI 150+ | | | | |
| 3- 5 | 0- 0 | 0- 0 | OVERALL | 0- 0 | 0- 1 | 3- 4 | | | | |
| 2- 1 | 0- 0 | 0- 0 | HOME | 0- 0 | 0- 0 | 2- 1 | | | | |
| 1- 4 | 0- 0 | 0- 0 | AWAY | 0- 0 | 0- 1 | 1- 3 | | | | |
| 0- 0 | 0- 0 | 0- 0 | NEUTRAL | 0- 0 | 0- 0 | 0- 0 | | | | |
| 3- 5 | 0- 0 | 0- 0 | NON-CONFERENCE | 0- 0 | 0- 1 | 3- 4 | | | | |
| 2- 1 | 0- 0 | 0- 0 | HOME | 0- 0 | 0- 0 | 2- 1 | | | | |
| 1- 4 | 0- 0 | 0- 0 | AWAY | 0- 0 | 0- 1 | 1- 3 | | | | |
| 0- 0 | 0- 0 | 0- 0 | NEUTRAL | 0- 0 | 0- 0 | 0- 0 | | | | |
| 0- 0 | 0- 0 | 0- 0 | CONFERENCE | 0- 0 | 0- 0 | 0- 0 | | | | |
| 0- 0 | 0- 0 | 0- 0 | HOME | 0- 0 | 0- 0 | 0- 0 | | | | |
| 0- 0 | 0- 0 | 0- 0 | AWAY | 0- 0 | 0- 0 | 0- 0 | | | | |
| 0- 0 | 0- 0 | 0- 0 | NEUTRAL | 0- 0 | 0- 0 | 0- 0 | | | | |

| RPI 1-25 | | | | RPI 26-50 | | | | RPI 51-100 | | | | RPI 101+ | | | | Team's RPI: 316 | |
|---------------------------|---|--------------------|-------|-----------|-----|----------|----------------|------------|----|----------|-------|---------------|----|--------------------|-------|-----------------|--|
| RPI | S | Opponent | Score | RPI | S | Opponent | Score | RPI | S | Opponent | Score | RPI | S | Opponent | Score | | |
| | | | | | | | | | | | | 135 | A | Arizona | 32 | 73 | |
| | | | | | | | | | | | | 173 | A | Radford | 31 | 61 | |
| | | | | | | | | | | | | 194 | H | Winthrop | 50 | 58 | |
| | | | | | | | | | | | | 216 | A | Coastal Caro. | 44 | 57 | |
| | | | | | | | | | | | | 302 | A | Presbyteri an | 57 | 48 | |
| | | | | | | | | | | | | 317 | A | Col. of Charleston | 51 | 75 | |
| | | | | | | | | | | | | 332 | H | USC Upstate | 71 | 66 | |
| | | | | | | | | | | | | 346 | H | Charleston So. | 67 | 58 | |
| ----- | | | | | | | | | | | | | | | | | |
| LAST 12 Division I GAMES: | | | | | | | | | | | | | | | | | |
| 317 | A | Col. of Charleston | 51 | 75 | 194 | H | Winthrop | 50 | 58 | 332 | H | USC Upstate | 71 | 66 | | | |
| 173 | A | Radford | 31 | 61 | 135 | A | Arizona | 32 | 73 | 302 | A | Presbyteri an | 57 | 48 | | | |
| | | | | | 346 | H | Charleston So. | 67 | 58 | 216 | A | Coastal Caro. | 44 | 57 | | | |

Non-Div I Games: UNKNOWN 67 51

South Carolina St.

Average RPI Win: 155 WON-LOST RECORD WINNING PCT. RANK LAST 10 GAMES STRENGTH OF SCHEDULE OPP. STRENGTH OF SCHEDULE TEAM RPI ADJ. RPI CONF. RPI ADJ CONF. RPI

| | | | | | | | | | |
|------------------|----------|-----------|----------------|------------|-------------|----------|----|----|----|
| DIV. I ONLY | 7- 1 | 25 | 1- 0 | 116 | 20 | 17 | 17 | 12 | 12 |
| DIV. I NON-CONF. | 7- 1 | 25 | 1- 0 | 116 | 20 | 17 | 17 | 12 | 12 |
| TOTALS | RPI 1-25 | RPI 26-50 | W-L RECORDS | RPI 51-100 | RPI 101-150 | RPI 150+ | | | |
| 7- 1 | 1- 1 | 1- 0 | OVERALL | 1- 0 | 0- 0 | 4- 0 | | | |
| 3- 0 | 1- 0 | 1- 0 | HOME | 0- 0 | 0- 0 | 1- 0 | | | |
| 3- 1 | 0- 1 | 0- 0 | AWAY | 1- 0 | 0- 0 | 2- 0 | | | |
| 1- 0 | 0- 0 | 0- 0 | NEUTRAL | 0- 0 | 0- 0 | 1- 0 | | | |
| 7- 1 | 1- 1 | 1- 0 | NON-CONFERENCE | 1- 0 | 0- 0 | 4- 0 | | | |
| 3- 0 | 1- 0 | 1- 0 | HOME | 0- 0 | 0- 0 | 1- 0 | | | |
| 3- 1 | 0- 1 | 0- 0 | AWAY | 1- 0 | 0- 0 | 2- 0 | | | |
| 1- 0 | 0- 0 | 0- 0 | NEUTRAL | 0- 0 | 0- 0 | 1- 0 | | | |
| 0- 0 | 0- 0 | 0- 0 | CONFERENCE | 0- 0 | 0- 0 | 0- 0 | | | |
| 0- 0 | 0- 0 | 0- 0 | HOME | 0- 0 | 0- 0 | 0- 0 | | | |
| 0- 0 | 0- 0 | 0- 0 | AWAY | 0- 0 | 0- 0 | 0- 0 | | | |
| 0- 0 | 0- 0 | 0- 0 | NEUTRAL | 0- 0 | 0- 0 | 0- 0 | | | |

| | | | | |
|---------------------------|--------------------------|----------------------|----------------------------|----------------------------|
| RPI 1-25 | Team's RPI: 17 | RPI 26-50 | RPI 51-100 | RPI 101+ |
| RPI S Opponent Score | RPI S Opponent Score | RPI S Opponent Score | RPI S Opponent Score | RPI S Opponent Score |
| 4 H Iowa St. 64 59 | 46 H Green Bay 55 49 | 64 A Montana 64 41 | 179 A Creighton 77 65 | 214 N Wichi ta St. 73 64 |
| 11 A Drake 64 76 | | | 268 A Mi ssouri St. 85 74 | 313 H Incarnate Word 96 43 |
| LAST 12 Division I GAMES: | | | | |
| 268 A Mi ssouri St. 85 74 | 214 N Wichi ta St. 73 64 | 11 A Drake 64 76 | 313 H Incarnate Word 96 43 | 179 A Creighton 77 65 |
| 46 H Green Bay 55 49 | | | | |
| 4 H Iowa St. 64 59 | | | | |
| 64 A Montana 64 41 | | | | |

Non-Div I Games: St. Mary (NE) 112 52

South Dakota

| | | | | | | | | | | | |
|------------------|----------|------|-----------|-----------|----------------|-------------|---------------|-------------|------|----------|-----------|
| Average RPI | Win: | 91 | WON-LOST | WINNING | LAST 10 | STRENGTH OF | OPP. STRENGTH | TEAM | ADJ. | CONF. | ADJ CONF. |
| Average RPI | Loss: | 40 | RECORD | PCT. RANK | GAMES | SCHEDULE | OF SCHEDULE | RPI | RPI | RPI | RPI |
| DIV. I ONLY | | 5- 3 | | 114 | 1- 0 | 12 | 62 | 13 | 13 | 12 | 12 |
| DIV. I NON-CONF. | | 5- 3 | | 114 | 1- 0 | 12 | 62 | 13 | 13 | 12 | 12 |
| ----- | | | | | | | | | | | |
| TOTALS | RPI 1-25 | | RPI 26-50 | | W-L RECORDS | RPI 51-100 | | RPI 101-150 | | RPI 150+ | |
| 5- 3 | 0- 2 | | 2- 0 | | OVERALL | 2- 1 | | 0- 0 | | 1- 0 | |
| 3- 0 | 0- 0 | | 1- 0 | | HOME | 1- 0 | | 0- 0 | | 1- 0 | |
| 2- 1 | 0- 1 | | 1- 0 | | AWAY | 1- 0 | | 0- 0 | | 0- 0 | |
| 0- 2 | 0- 1 | | 0- 0 | | NEUTRAL | 0- 1 | | 0- 0 | | 0- 0 | |
| 5- 3 | 0- 2 | | 2- 0 | | NON-CONFERENCE | 2- 1 | | 0- 0 | | 1- 0 | |
| 3- 0 | 0- 0 | | 1- 0 | | HOME | 1- 0 | | 0- 0 | | 1- 0 | |
| 2- 1 | 0- 1 | | 1- 0 | | AWAY | 1- 0 | | 0- 0 | | 0- 0 | |
| 0- 2 | 0- 1 | | 0- 0 | | NEUTRAL | 0- 1 | | 0- 0 | | 0- 0 | |
| 0- 0 | 0- 0 | | 0- 0 | | CONFERENCE | 0- 0 | | 0- 0 | | 0- 0 | |
| 0- 0 | 0- 0 | | 0- 0 | | HOME | 0- 0 | | 0- 0 | | 0- 0 | |
| 0- 0 | 0- 0 | | 0- 0 | | AWAY | 0- 0 | | 0- 0 | | 0- 0 | |
| 0- 0 | 0- 0 | | 0- 0 | | NEUTRAL | 0- 0 | | 0- 0 | | 0- 0 | |

| | | | | | | | | | | | | | | | |
|---------------------------|---|-----------|-------|-----------|---|----------------|-------|------------|---|-------------|-------|----------|---|-----------|-------|
| RPI 1-25 | | | | RPI 26-50 | | | | RPI 51-100 | | | | RPI 101+ | | | |
| RPI | S | Opponent | Score | RPI | S | Opponent | Score | RPI | S | Opponent | Score | RPI | S | Opponent | Score |
| 8 | A | Marquette | 52 91 | 46 | H | Green Bay | 77 47 | 84 | H | FGCU | 80 62 | 179 | H | Creighton | 74 48 |
| 15 | N | Baylor | 66 72 | 49 | A | Central Mi ch. | 80 71 | 97 | N | Buffal o | 55 61 | | | | |
| | | | | | | | | 99 | A | Chattanooga | 71 54 | | | | |
| LAST 12 Division I GAMES: | | | | | | | | | | | | | | | |
| | | | | 97 | N | Buffal o | 55 61 | 99 | A | Chattanooga | 71 54 | | | | |
| | | | | 15 | N | Bayl or | 66 72 | 46 | H | Green Bay | 77 47 | | | | |
| | | | | 179 | H | Crei ghton | 74 48 | | | | | | | | |
| | | | | 49 | A | Central Mi ch. | 80 71 | | | | | | | | |
| | | | | 84 | H | FGCU | 80 62 | | | | | | | | |
| | | | | 8 | A | Marquette | 52 91 | | | | | | | | |

Non-Div I Games:

South Dakota St.

| | | | | | | | | | | |
|-------------------|----------|-----------|----------------|------------|-------------|---------------|------|------|-------|-----------|
| Average RPI Win: | 189 | WON-LOST | WINNING | LAST 10 | STRENGTH OF | OPP. STRENGTH | TEAM | ADJ. | CONF. | ADJ CONF. |
| Average RPI Loss: | 27 | RECORD | PCT. RANK | GAMES | SCHEDULE | OF SCHEDULE | RPI | RPI | RPI | RPI |
| DIV. I ONLY | 6- 2 | 66 | 1- 0 | 162 | 45 | 81 | 81 | 8 | 8 | |
| DIV. I NON-CONF. | 6- 2 | 66 | 1- 0 | 162 | 45 | 81 | 81 | 8 | 8 | |
| TOTALS | RPI 1-25 | RPI 26-50 | W-L RECORDS | RPI 51-100 | RPI 101-150 | RPI 150+ | | | | |
| 6- 2 | 0- 1 | 0- 1 | OVERALL | 2- 0 | 0- 0 | 4- 0 | | | | |
| 4- 0 | 0- 0 | 0- 0 | HOME | 0- 0 | 0- 0 | 4- 0 | | | | |
| 1- 0 | 0- 0 | 0- 0 | AWAY | 1- 0 | 0- 0 | 0- 0 | | | | |
| 1- 2 | 0- 1 | 0- 1 | NEUTRAL | 1- 0 | 0- 0 | 0- 0 | | | | |
| 6- 2 | 0- 1 | 0- 1 | NON-CONFERENCE | 2- 0 | 0- 0 | 4- 0 | | | | |
| 4- 0 | 0- 0 | 0- 0 | HOME | 0- 0 | 0- 0 | 4- 0 | | | | |
| 1- 0 | 0- 0 | 0- 0 | AWAY | 1- 0 | 0- 0 | 0- 0 | | | | |
| 1- 2 | 0- 1 | 0- 1 | NEUTRAL | 1- 0 | 0- 0 | 0- 0 | | | | |
| 0- 0 | 0- 0 | 0- 0 | CONFERENCE | 0- 0 | 0- 0 | 0- 0 | | | | |
| 0- 0 | 0- 0 | 0- 0 | HOME | 0- 0 | 0- 0 | 0- 0 | | | | |
| 0- 0 | 0- 0 | 0- 0 | AWAY | 0- 0 | 0- 0 | 0- 0 | | | | |
| 0- 0 | 0- 0 | 0- 0 | NEUTRAL | 0- 0 | 0- 0 | 0- 0 | | | | |

| | | | |
|---------------------------|---------------------------|-----------------------------|-----------------------------|
| RPI S Opponent Score | RPI S Opponent Score | RPI S Opponent Score | RPI S Opponent Score |
| 22 N Kentucky 63 85 | 32 N North Carolina 69 71 | 65 N UCLA 60 56 | 180 H Oklahoma 87 70 |
| | | 75 A Ohio St. 71 47 | 204 H Bethune-Cookman 88 39 |
| | | | 279 H New Hampshire 79 36 |
| | | | 330 H Albany (NY) 74 37 |
| LAST 12 Division I GAMES: | | | |
| 330 H Albany (NY) 74 37 | 279 H New Hampshire 79 36 | 65 N UCLA 60 56 | |
| 75 A Ohio St. 71 47 | 32 N North Carolina 69 71 | 22 N Kentucky 63 85 | |
| | 180 H Oklahoma 87 70 | 204 H Bethune-Cookman 88 39 | |

Non-Div I Games:

South Fla.

| | | | | | | | | | | |
|------------------|-----------|-----------------|-------------------|---------------|----------------------|---------------------------|------------|----------|-------------|---------------|
| Average RPI | Win: 271 | WON-LOST RECORD | WINNING PCT. RANK | LAST 10 GAMES | STRENGTH OF SCHEDULE | OPP. STRENGTH OF SCHEDULE | TEAM RPI | ADJ. RPI | CONF. RPI | ADJ CONF. RPI |
| Average RPI | Loss: 123 | | | | | | | | | |
| DIV. I ONLY | | 2- 5 | 246 | 0- 0 | 92 | 288 | 205 | 205 | 23 | 23 |
| DIV. I NON-CONF. | | 2- 5 | 246 | 0- 0 | 92 | 288 | 205 | 205 | 23 | 23 |
| ----- | | | | | | | | | | |
| TOTALS | RPI 1-25 | | RPI 26-50 | | W-L RECORDS | | RPI 51-100 | | RPI 101-150 | RPI 150+ |
| 2- 5 | 0- 0 | | 0- 1 | | OVERALL | | 0- 0 | | 0- 3 | 2- 1 |
| 1- 1 | 0- 0 | | 0- 0 | | HOME | | 0- 0 | | 0- 1 | 1- 0 |
| 1- 3 | 0- 0 | | 0- 1 | | AWAY | | 0- 0 | | 0- 1 | 1- 1 |
| 0- 1 | 0- 0 | | 0- 0 | | NEUTRAL | | 0- 0 | | 0- 1 | 0- 0 |
| 2- 5 | 0- 0 | | 0- 1 | | NON-CONFERENCE | | 0- 0 | | 0- 3 | 2- 1 |
| 1- 1 | 0- 0 | | 0- 0 | | HOME | | 0- 0 | | 0- 1 | 1- 0 |
| 1- 3 | 0- 0 | | 0- 1 | | AWAY | | 0- 0 | | 0- 1 | 1- 1 |
| 0- 1 | 0- 0 | | 0- 0 | | NEUTRAL | | 0- 0 | | 0- 1 | 0- 0 |
| 0- 0 | 0- 0 | | 0- 0 | | CONFERENCE | | 0- 0 | | 0- 0 | 0- 0 |
| 0- 0 | 0- 0 | | 0- 0 | | HOME | | 0- 0 | | 0- 0 | 0- 0 |
| 0- 0 | 0- 0 | | 0- 0 | | AWAY | | 0- 0 | | 0- 0 | 0- 0 |
| 0- 0 | 0- 0 | | 0- 0 | | NEUTRAL | | 0- 0 | | 0- 0 | 0- 0 |

| RPI 1-25 | | | | RPI 26-50 | | | | RPI 51-100 | | | | RPI 101+ Team's RPI: 205 | | | |
|---------------------------|---|----------|-------|-----------|---|-----------------|-------|------------|---|-----------------|-------|--------------------------|---|---------------|-------|
| RPI | S | Opponent | Score | RPI | S | Opponent | Score | RPI | S | Opponent | Score | RPI | S | Opponent | Score |
| | | | | 45 | A | Mississippi St. | 53 88 | | | | | 101 | H | Indiana St. | 51 62 |
| | | | | | | | | | | | | 103 | A | Bradley | 79 85 |
| | | | | | | | | | | | | 137 | N | North Ala. | 67 80 |
| | | | | | | | | | | | | 200 | H | Western Ill. | 81 71 |
| | | | | | | | | | | | | 228 | A | Southern Ill. | 40 60 |
| | | | | | | | | | | | | 342 | A | NJIT | 68 58 |
| ----- | | | | | | | | | | | | | | | |
| LAST 12 Division I GAMES: | | | | | | | | | | | | | | | |
| | | | | 101 | H | Indiana St. | 51 62 | 228 | A | Southern Ill. | 40 60 | | | | |
| | | | | 342 | A | NJIT | 68 58 | 103 | A | Bradley | 79 85 | | | | |
| | | | | 137 | N | North Ala. | 67 80 | 45 | A | Mississippi St. | 53 88 | | | | |
| | | | | 200 | H | Western Ill. | 81 71 | | | | | | | | |

Non-Div I Games: Ill.-Springfield 82 46

Southeast Mo. St.

| | | | | | | | | | | | |
|------------------|----------|------|-----------|-----------|----------------|-------------|---------------|-------------|------|----------|-----------|
| Average RPI | Win: | 271 | WON-LOST | WINNING | LAST 10 | STRENGTH OF | OPP. STRENGTH | TEAM | ADJ. | CONF. | ADJ CONF. |
| Average RPI | Loss: | 110 | RECORD | PCT. RANK | GAMES | SCHEDULE | OF SCHEDULE | RPI | RPI | RPI | RPI |
| DIV. I ONLY | | 3- 1 | | 66 | 0- 0 | 320 | 192 | 157 | 157 | 24 | 24 |
| DIV. I NON-CONF. | | 3- 1 | | 66 | 0- 0 | 320 | 192 | 157 | 157 | 24 | 24 |
| ----- | | | | | | | | | | | |
| TOTALS | RPI 1-25 | | RPI 26-50 | | W-L RECORDS | RPI 51-100 | | RPI 101-150 | | RPI 150+ | |
| 3- 1 | 0- 0 | | 0- 0 | | OVERALL | 0- 0 | | 0- 1 | | 3- 0 | |
| 0- 0 | 0- 0 | | 0- 0 | | HOME | 0- 0 | | 0- 0 | | 0- 0 | |
| 3- 1 | 0- 0 | | 0- 0 | | AWAY | 0- 0 | | 0- 1 | | 3- 0 | |
| 0- 0 | 0- 0 | | 0- 0 | | NEUTRAL | 0- 0 | | 0- 0 | | 0- 0 | |
| 3- 1 | 0- 0 | | 0- 0 | | NON-CONFERENCE | 0- 0 | | 0- 1 | | 3- 0 | |
| 0- 0 | 0- 0 | | 0- 0 | | HOME | 0- 0 | | 0- 0 | | 0- 0 | |
| 3- 1 | 0- 0 | | 0- 0 | | AWAY | 0- 0 | | 0- 1 | | 3- 0 | |
| 0- 0 | 0- 0 | | 0- 0 | | NEUTRAL | 0- 0 | | 0- 0 | | 0- 0 | |
| 0- 0 | 0- 0 | | 0- 0 | | CONFERENCE | 0- 0 | | 0- 0 | | 0- 0 | |
| 0- 0 | 0- 0 | | 0- 0 | | HOME | 0- 0 | | 0- 0 | | 0- 0 | |
| 0- 0 | 0- 0 | | 0- 0 | | AWAY | 0- 0 | | 0- 0 | | 0- 0 | |
| 0- 0 | 0- 0 | | 0- 0 | | NEUTRAL | 0- 0 | | 0- 0 | | 0- 0 | |

| | | | | | | | | | | | | | | | |
|---------------------------|---|----------|-------|-----------|---|----------|-------|------------|---|-------------|-------|--------------------------|---|-------------|-------|
| RPI 1-25 | | | | RPI 26-50 | | | | RPI 51-100 | | | | RPI 101+ Team's RPI: 157 | | | |
| RPI | S | Opponent | Score | RPI | S | Opponent | Score | RPI | S | Opponent | Score | RPI | S | Opponent | Score |
| | | | | | | | | | | | | 110 | A | Alabama | 40 88 |
| | | | | | | | | | | | | 161 | A | SMU | 63 62 |
| | | | | | | | | | | | | 303 | A | Jackson St. | 50 45 |
| | | | | | | | | | | | | 349 | A | Alcorn | 77 59 |
| ----- | | | | | | | | | | | | | | | |
| LAST 12 Division I GAMES: | | | | | | | | | | | | | | | |
| | | | | 110 | A | Alabama | 40 88 | 303 | A | Jackson St. | 50 45 | | | | |
| | | | | | | | | 161 | A | SMU | 63 62 | | | | |
| | | | | | | | | 349 | A | Alcorn | 77 59 | | | | |

Non-Div I Games: Mobile 70 57 Xavier (LA) 47 59

| Southern California | | | | Through Games Of Dec. 4, 2018 | | | | | | | |
|---------------------|----------|-------|-----------------|-------------------------------|---------------|----------------------|---------------------------|-------------|----------|-----------|----------------|
| Average RPI | Win: | Loss: | WON-LOST RECORD | WINNING PCT. RANK | LAST 10 GAMES | STRENGTH OF SCHEDULE | OPP. STRENGTH OF SCHEDULE | TEAM RPI | ADJ. RPI | CONF. RPI | ADJ. CONF. RPI |
| | 176 | 0 | 8- 0 | 1 | 1- 0 | 306 | 14 | 62 | 62 | 2 | 2 |
| DIV. I ONLY | | | 8- 0 | 1 | 1- 0 | 306 | 14 | 62 | 62 | 2 | 2 |
| DIV. I NON-CONF. | | | 8- 0 | 1 | 1- 0 | 306 | 14 | 62 | 62 | 2 | 2 |
| ----- | | | | | | | | | | | |
| TOTALS | RPI 1-25 | | | RPI 26-50 | | W-L RECORDS | RPI 51-100 | RPI 101-150 | | RPI 150+ | |
| 8- 0 | 0- 0 | | | 0- 0 | | OVERALL | 1- 0 | 2- 0 | | 5- 0 | |
| 4- 0 | 0- 0 | | | 0- 0 | | HOME | 0- 0 | 2- 0 | | 2- 0 | |
| 3- 0 | 0- 0 | | | 0- 0 | | AWAY | 0- 0 | 0- 0 | | 3- 0 | |
| 1- 0 | 0- 0 | | | 0- 0 | | NEUTRAL | 1- 0 | 0- 0 | | 0- 0 | |
| 8- 0 | 0- 0 | | | 0- 0 | | NON-CONFERENCE | 1- 0 | 2- 0 | | 5- 0 | |
| 4- 0 | 0- 0 | | | 0- 0 | | HOME | 0- 0 | 2- 0 | | 2- 0 | |
| 3- 0 | 0- 0 | | | 0- 0 | | AWAY | 0- 0 | 0- 0 | | 3- 0 | |
| 1- 0 | 0- 0 | | | 0- 0 | | NEUTRAL | 1- 0 | 0- 0 | | 0- 0 | |
| 0- 0 | 0- 0 | | | 0- 0 | | CONFERENCE | 0- 0 | 0- 0 | | 0- 0 | |
| 0- 0 | 0- 0 | | | 0- 0 | | HOME | 0- 0 | 0- 0 | | 0- 0 | |
| 0- 0 | 0- 0 | | | 0- 0 | | AWAY | 0- 0 | 0- 0 | | 0- 0 | |
| 0- 0 | 0- 0 | | | 0- 0 | | NEUTRAL | 0- 0 | 0- 0 | | 0- 0 | |

[illegible]

Non-Div I Games:

Southern California

| | | | | | | | | | | | |
|------------------|----------|------|-----------|-----------|----------------|-------------|---------------|-------------|------|----------|-----------|
| Average RPI | Win: | 232 | WON-LOST | WINNING | LAST 10 | STRENGTH OF | OPP. STRENGTH | TEAM | ADJ. | CONF. | ADJ CONF. |
| Average RPI | Loss: | 118 | RECORD | PCT. RANK | GAMES | SCHEDULE | OF SCHEDULE | RPI | RPI | RPI | RPI |
| DIV. I ONLY | | 3- 4 | | 189 | 0- 1 | 261 | 70 | 228 | 228 | 16 | 16 |
| DIV. I NON-CONF. | | 3- 4 | | 189 | 0- 1 | 261 | 70 | 228 | 228 | 16 | 16 |
| <hr/> | | | | | | | | | | | |
| TOTALS | RPI 1-25 | | RPI 26-50 | | W-L RECORDS | RPI 51-100 | | RPI 101-150 | | RPI 150+ | |
| 3- 4 | 0- 0 | | 0- 1 | | OVERALL | 0- 1 | | 0- 0 | | 3- 2 | |
| 2- 0 | 0- 0 | | 0- 0 | | HOME | 0- 0 | | 0- 0 | | 2- 0 | |
| 0- 3 | 0- 0 | | 0- 0 | | AWAY | 0- 1 | | 0- 0 | | 0- 2 | |
| 1- 1 | 0- 0 | | 0- 1 | | NEUTRAL | 0- 0 | | 0- 0 | | 1- 0 | |
| 3- 4 | 0- 0 | | 0- 1 | | NON-CONFERENCE | 0- 1 | | 0- 0 | | 3- 2 | |
| 2- 0 | 0- 0 | | 0- 0 | | HOME | 0- 0 | | 0- 0 | | 2- 0 | |
| 0- 3 | 0- 0 | | 0- 0 | | AWAY | 0- 1 | | 0- 0 | | 0- 2 | |
| 1- 1 | 0- 0 | | 0- 1 | | NEUTRAL | 0- 0 | | 0- 0 | | 1- 0 | |
| 0- 0 | 0- 0 | | 0- 0 | | CONFERENCE | 0- 0 | | 0- 0 | | 0- 0 | |
| 0- 0 | 0- 0 | | 0- 0 | | HOME | 0- 0 | | 0- 0 | | 0- 0 | |
| 0- 0 | 0- 0 | | 0- 0 | | AWAY | 0- 0 | | 0- 0 | | 0- 0 | |
| 0- 0 | 0- 0 | | 0- 0 | | NEUTRAL | 0- 0 | | 0- 0 | | 0- 0 | |

| RPI 1-25 | | | | RPI 26-50 | | | | RPI 51-100 | | | | RPI 101+ Team's RPI: 228 | | | |
|---------------------------|---|----------|-------|-----------|---|-------------------|-------|------------|---|-------------|-------|--------------------------|---|-------------------|-------|
| RPI | S | Opponent | Score | RPI | S | Opponent | Score | RPI | S | Opponent | Score | RPI | S | Opponent | Score |
| | | | | 39 | N | Arizona St. | 38 82 | 57 | A | UT Martin | 94 95 | 175 | N | Hartford | 72 50 |
| | | | | | | | | | | | | 185 | A | Saint Louis | 58 62 |
| | | | | | | | | | | | | 189 | A | Western Ky. | 76 83 |
| | | | | | | | | | | | | 205 | H | Southeast Mo. St. | 60 40 |
| | | | | | | | | | | | | 315 | H | Marshall | 58 49 |
| <hr/> | | | | | | | | | | | | | | | |
| LAST 12 Division I GAMES: | | | | | | | | | | | | | | | |
| | | | | 189 | A | Western Ky. | 76 83 | 185 | A | Saint Louis | 58 62 | | | | |
| | | | | 315 | H | Marshall | 58 49 | 39 | N | Arizona St. | 38 82 | | | | |
| | | | | 205 | H | Southeast Mo. St. | 60 40 | 175 | N | Hartford | 72 50 | | | | |
| | | | | 57 | A | UT Martin | 94 95 | | | | | | | | |

Non-Div I Games:

Southern III.

| | | | | | | | | | | |
|-------------------|----------|-----------|----------------|------------|-------------|---------------|------|------|-------|-----------|
| Average RPI Win: | 273 | WON-LOST | WINNING | LAST 10 | STRENGTH OF | OPP. STRENGTH | TEAM | ADJ. | CONF. | ADJ CONF. |
| Average RPI Loss: | 106 | RECORD | PCT. RANK | GAMES | SCHEDULE | OF SCHEDULE | RPI | RPI | RPI | RPI |
| DIV. I ONLY | 4- 3 | 139 | 0- 1 | 277 | 223 | 248 | 248 | 17 | 17 | |
| DIV. I NON-CONF. | 4- 3 | 139 | 0- 1 | 277 | 223 | 248 | 248 | 17 | 17 | |
| ----- | | | | | | | | | | |
| TOTALS | RPI 1-25 | RPI 26-50 | W-L RECORDS | RPI 51-100 | RPI 101-150 | RPI 150+ | | | | |
| 4- 3 | 0- 0 | 0- 1 | OVERALL | 0- 0 | 0- 1 | 4- 1 | | | | |
| 4- 1 | 0- 0 | 0- 0 | HOME | 0- 0 | 0- 1 | 4- 0 | | | | |
| 0- 2 | 0- 0 | 0- 1 | AWAY | 0- 0 | 0- 0 | 0- 1 | | | | |
| 0- 0 | 0- 0 | 0- 0 | NEUTRAL | 0- 0 | 0- 0 | 0- 0 | | | | |
| 4- 3 | 0- 0 | 0- 1 | NON-CONFERENCE | 0- 0 | 0- 1 | 4- 1 | | | | |
| 4- 1 | 0- 0 | 0- 0 | HOME | 0- 0 | 0- 1 | 4- 0 | | | | |
| 0- 2 | 0- 0 | 0- 1 | AWAY | 0- 0 | 0- 0 | 0- 1 | | | | |
| 0- 0 | 0- 0 | 0- 0 | NEUTRAL | 0- 0 | 0- 0 | 0- 0 | | | | |
| 0- 0 | 0- 0 | 0- 0 | CONFERENCE | 0- 0 | 0- 0 | 0- 0 | | | | |
| 0- 0 | 0- 0 | 0- 0 | HOME | 0- 0 | 0- 0 | 0- 0 | | | | |
| 0- 0 | 0- 0 | 0- 0 | AWAY | 0- 0 | 0- 0 | 0- 0 | | | | |
| 0- 0 | 0- 0 | 0- 0 | NEUTRAL | 0- 0 | 0- 0 | 0- 0 | | | | |

| RPI 1-25 | | | | RPI 26-50 | | | | RPI 51-100 | | | | RPI 101+ Team's RPI: 248 | | | |
|---------------------------|---|----------|-------|-----------|---|------------------|-------|------------|---|------------------|-------|--------------------------|---|------------------|-------|
| RPI | S | Opponent | Score | RPI | S | Opponent | Score | RPI | S | Opponent | Score | RPI | S | Opponent | Score |
| | | | | 26 | A | Tulane | 54 71 | | | | | 139 | H | Sam Houston St. | 61 65 |
| | | | | | | | | | | | | 153 | A | South Alabama | 68 77 |
| | | | | | | | | | | | | 234 | H | Samford | 76 40 |
| | | | | | | | | | | | | 237 | H | Mississippi Val. | 67 60 |
| | | | | | | | | | | | | 286 | H | Grambling | 68 47 |
| | | | | | | | | | | | | 334 | H | Northwestern St. | 69 54 |
| LAST 12 Division I GAMES: | | | | | | | | | | | | | | | |
| | | | | 26 | A | Tulane | 54 71 | 139 | H | Sam Houston St. | 61 65 | | | | |
| | | | | 334 | H | Northwestern St. | 69 54 | 237 | H | Mississippi Val. | 67 60 | | | | |
| | | | | | | | | 234 | H | Samford | 76 40 | | | | |
| | | | | | | | | 153 | A | South Alabama | 68 77 | | | | |
| | | | | | | | | 286 | H | Grambling | 68 47 | | | | |

Non-Div I Games: William Carey 74 48

Southern Miss.

| | | | | | | | | | | | |
|--------------------|------|----------|-----------|----------------|-------------|------------|---------------|----------|------|-------|-----------|
| Average RPI Win: 0 | | WON-LOST | WINNING | LAST 10 | STRENGTH OF | | OPP. STRENGTH | TEAM | ADJ. | CONF. | ADJ CONF. |
| Loss: 63 | | RECORD | PCT. RANK | GAMES | SCHEDULE | | OF SCHEDULE | RPI | RPI | RPI | RPI |
| DIV. I ONLY | | 0- 3 | 326 | 0- 0 | 1 | | 341 | 47 | 47 | 26 | 26 |
| DIV. I NON-CONF. | | 0- 3 | 326 | 0- 0 | 1 | | 341 | 47 | 47 | 26 | 26 |
| TOTALS | | RPI 1-25 | RPI 26-50 | W-L RECORDS | | RPI 51-100 | RPI 101-150 | RPI 150+ | | | |
| 0- 3 | 0- 2 | 0- 0 | | OVERALL | | 0- 0 | 0- 0 | 0- 1 | | | |
| 0- 1 | 0- 0 | 0- 0 | | HOME | | 0- 0 | 0- 0 | 0- 1 | | | |
| 0- 2 | 0- 2 | 0- 0 | | AWAY | | 0- 0 | 0- 0 | 0- 0 | | | |
| 0- 0 | 0- 0 | 0- 0 | | NEUTRAL | | 0- 0 | 0- 0 | 0- 0 | | | |
| 0- 3 | 0- 2 | 0- 0 | | NON-CONFERENCE | | 0- 0 | 0- 0 | 0- 1 | | | |
| 0- 1 | 0- 0 | 0- 0 | | HOME | | 0- 0 | 0- 0 | 0- 1 | | | |
| 0- 2 | 0- 2 | 0- 0 | | AWAY | | 0- 0 | 0- 0 | 0- 0 | | | |
| 0- 0 | 0- 0 | 0- 0 | | NEUTRAL | | 0- 0 | 0- 0 | 0- 0 | | | |
| 0- 0 | 0- 0 | 0- 0 | | CONFERENCE | | 0- 0 | 0- 0 | 0- 0 | | | |
| 0- 0 | 0- 0 | 0- 0 | | HOME | | 0- 0 | 0- 0 | 0- 0 | | | |
| 0- 0 | 0- 0 | 0- 0 | | AWAY | | 0- 0 | 0- 0 | 0- 0 | | | |
| 0- 0 | 0- 0 | 0- 0 | | NEUTRAL | | 0- 0 | 0- 0 | 0- 0 | | | |

| RPI 1-25 | | | | | RPI 26-50 | | | | | RPI 51-100 | | | | | RPI 101+ | | | | |
|---------------------------|---|----------|-------|----|-----------|---|----------------|-------|----|------------|---|----------|-------|--|----------|---|----------------|-------|----|
| RPI | S | Opponent | Score | | RPI | S | Opponent | Score | | RPI | S | Opponent | Score | | RPI | S | Opponent | Score | |
| 15 | A | Bayl or | 49 | 94 | | | | | | | | | | | 153 | H | South Al abama | 49 | 53 |
| 22 | A | Kentucky | 41 | 91 | | | | | | | | | | | | | | | |
| LAST 12 Division I GAMES: | | | | | | | | | | | | | | | | | | | |
| 15 | A | Bayl or | 49 | 94 | 153 | H | South Al abama | 49 | 53 | | | | | | | | | | |
| 22 | A | Kentucky | 41 | 91 | | | | | | | | | | | | | | | |

Southern U.

Southern Utah

Through Games Of Dec. 4, 2018

| | | | | | | | | | | |
|-------------------|-----|----------|-----------|---------|-------------|---------------|------|------|-------|-----------|
| Average RPI Win: | 178 | WON-LOST | WINNING | LAST 10 | STRENGTH OF | OPP. STRENGTH | TEAM | ADJ. | CONF. | ADJ CONF. |
| Average RPI Loss: | 117 | RECORD | PCT. RANK | GAMES | SCHEDULE | OF SCHEDULE | RPI | RPI | RPI | RPI |

| | | | | | | | | | |
|------------------|----------|-----------|----------------|------------|-------------|----------|-----|----|----|
| DIV. I ONLY | 3- 4 | 189 | 0- 1 | 159 | 71 | 181 | 181 | 10 | 10 |
| DIV. I NON-CONF. | 3- 4 | 189 | 0- 1 | 159 | 71 | 181 | 181 | 10 | 10 |
| TOTALS | RPI 1-25 | RPI 26-50 | W-L RECORDS | RPI 51-100 | RPI 101-150 | RPI 150+ | | | |
| 3- 4 | 0- 0 | 0- 0 | OVERALL | 0- 1 | 1- 3 | 2- 0 | | | |
| 3- 0 | 0- 0 | 0- 0 | HOME | 0- 0 | 1- 0 | 2- 0 | | | |
| 0- 4 | 0- 0 | 0- 0 | AWAY | 0- 1 | 0- 3 | 0- 0 | | | |
| 0- 0 | 0- 0 | 0- 0 | NEUTRAL | 0- 0 | 0- 0 | 0- 0 | | | |
| 3- 4 | 0- 0 | 0- 0 | NON-CONFERENCE | 0- 1 | 1- 3 | 2- 0 | | | |
| 3- 0 | 0- 0 | 0- 0 | HOME | 0- 0 | 1- 0 | 2- 0 | | | |
| 0- 4 | 0- 0 | 0- 0 | AWAY | 0- 1 | 0- 3 | 0- 0 | | | |
| 0- 0 | 0- 0 | 0- 0 | NEUTRAL | 0- 0 | 0- 0 | 0- 0 | | | |
| 0- 0 | 0- 0 | 0- 0 | CONFERENCE | 0- 0 | 0- 0 | 0- 0 | | | |
| 0- 0 | 0- 0 | 0- 0 | HOME | 0- 0 | 0- 0 | 0- 0 | | | |
| 0- 0 | 0- 0 | 0- 0 | AWAY | 0- 0 | 0- 0 | 0- 0 | | | |
| 0- 0 | 0- 0 | 0- 0 | NEUTRAL | 0- 0 | 0- 0 | 0- 0 | | | |

| RPI 1-25 | | | | RPI 26-50 | | | | RPI 51-100 | | | | RPI 101+ | | | | Team's RPI: 181 | |
|---------------------------|---|----------|-------|-----------|---|----------|-------|------------|---|-----------|-------|----------|-----|----------|--------------|-----------------|----|
| RPI | S | Opponent | Score | RPI | S | Opponent | Score | RPI | S | Opponent | Score | RPI | S | Opponent | Score | | |
| | | | | | | | | 94 | A | UC Irvine | 58 | 75 | 107 | A | UC Riverside | 50 | 56 |
| | | | | | | | | | | | | | 119 | H | BYU | 67 | 64 |
| | | | | | | | | | | | | | 124 | A | UC Davis | 45 | 68 |
| | | | | | | | | | | | | | 142 | A | Oral Roberts | 59 | 64 |
| | | | | | | | | | | | | | 160 | H | San Diego | 69 | 59 |
| | | | | | | | | | | | | | 254 | H | Utah Valley | 60 | 59 |
| LAST 12 Division I GAMES: | | | | | | | | | | | | | | | | | |
| | | | | | | | | | | | | | 107 | A | UC Riverside | 50 | 56 |
| | | | | | | | | | | | | | 254 | H | Utah Valley | 60 | 59 |
| | | | | | | | | | | | | | 142 | A | Oral Roberts | 59 | 64 |
| | | | | | | | | | | | | | 119 | H | BYU | 67 | 64 |
| | | | | | | | | | | | | | 124 | A | UC Davis | 45 | 68 |
| | | | | | | | | | | | | | 94 | A | UC Irvine | 58 | 75 |
| | | | | | | | | | | | | | 160 | H | San Diego | 69 | 59 |

Non-Div I Games:

Southern Utah

| | | | | | | | | | | |
|-------------------|----------|-----------|----------------|------------|-------------|---------------|------|------|-------|-----------|
| Average RPI Win: | 313 | WON-LOST | WINNING | LAST 10 | STRENGTH OF | OPP. STRENGTH | TEAM | ADJ. | CONF. | ADJ CONF. |
| Average RPI Loss: | 122 | RECORD | PCT. RANK | GAMES | SCHEDULE | OF SCHEDULE | RPI | RPI | RPI | RPI |
| DIV. I ONLY | 2- 5 | 246 | 0- 1 | 137 | 272 | 242 | 242 | 15 | 15 | |
| DIV. I NON-CONF. | 2- 5 | 246 | 0- 1 | 137 | 272 | 242 | 242 | 15 | 15 | |
| ----- | | | | | | | | | | |
| TOTALS | RPI 1-25 | RPI 26-50 | W-L RECORDS | RPI 51-100 | RPI 101-150 | RPI 150+ | | | | |
| 2- 5 | 0- 0 | 0- 1 | OVERALL | 0- 2 | 0- 0 | 2- 2 | | | | |
| 1- 2 | 0- 0 | 0- 1 | HOME | 0- 0 | 0- 0 | 1- 1 | | | | |
| 1- 2 | 0- 0 | 0- 0 | AWAY | 0- 1 | 0- 0 | 1- 1 | | | | |
| 0- 1 | 0- 0 | 0- 0 | NEUTRAL | 0- 1 | 0- 0 | 0- 0 | | | | |
| 2- 5 | 0- 0 | 0- 1 | NON-CONFERENCE | 0- 2 | 0- 0 | 2- 2 | | | | |
| 1- 2 | 0- 0 | 0- 1 | HOME | 0- 0 | 0- 0 | 1- 1 | | | | |
| 1- 2 | 0- 0 | 0- 0 | AWAY | 0- 1 | 0- 0 | 1- 1 | | | | |
| 0- 1 | 0- 0 | 0- 0 | NEUTRAL | 0- 1 | 0- 0 | 0- 0 | | | | |
| 0- 0 | 0- 0 | 0- 0 | CONFERENCE | 0- 0 | 0- 0 | 0- 0 | | | | |
| 0- 0 | 0- 0 | 0- 0 | HOME | 0- 0 | 0- 0 | 0- 0 | | | | |
| 0- 0 | 0- 0 | 0- 0 | AWAY | 0- 0 | 0- 0 | 0- 0 | | | | |
| 0- 0 | 0- 0 | 0- 0 | NEUTRAL | 0- 0 | 0- 0 | 0- 0 | | | | |

| RPI 1-25 | | | | RPI 26-50 | | | | RPI 51-100 | | | | RPI 101+ Team's RPI: 242 | | | |
|---------------------------|---|----------|-------|-----------|---|-----------|--------|------------|---|-----------|-------|--------------------------|---|----------|--------|
| RPI | S | Opponent | Score | RPI | S | Opponent | Score | RPI | S | Opponent | Score | RPI | S | Opponent | Score |
| | | | | 37 | H | Bucknel I | 46 77 | 51 | N | Ohio | 53 70 | 176 | A | Georgia | 40 67 |
| | | | | | | | | 56 | A | Denver | 62 76 | 290 | H | Hofstra | 59 67 |
| | | | | | | | | | | | | 305 | A | Niagara | 76 48 |
| | | | | | | | | | | | | 321 | H | Canisius | 100 94 |
| ----- | | | | | | | | | | | | | | | |
| LAST 12 Division I GAMES: | | | | | | | | | | | | | | | |
| | | | | 290 | H | Hofstra | 59 67 | 37 | H | Bucknel I | 46 77 | | | | |
| | | | | 321 | H | Canisius | 100 94 | 56 | A | Denver | 62 76 | | | | |
| | | | | 176 | A | Georgia | 40 67 | 51 | N | Ohio | 53 70 | | | | |
| | | | | 305 | A | Niagara | 76 48 | | | | | | | | |

Non-Div I Games:

St. Bonaventure

| | | | | | | | | | | | |
|------------------|------|----------|-----------------|-------------------|---------------|----------------------|---------------------------|----------|----------|-----------|----------------|
| Average RPI | | Win: 289 | WON-LOST RECORD | WINNING PCT. RANK | LAST 10 GAMES | STRENGTH OF SCHEDULE | OPP. STRENGTH OF SCHEDULE | TEAM RPI | ADJ. RPI | CONF. RPI | ADJ. CONF. RPI |
| Loss: 237 | | | | | | | | | | | |
| DIV. I ONLY | | 3- 3 | 159 | 0- 1 | | 274 | 338 | 235 | 235 | 31 | 31 |
| DIV. I NON-CONF. | | 3- 3 | 159 | 0- 1 | | 274 | 338 | 235 | 235 | 31 | 31 |
| TOTALS | | RPI 1-25 | RPI 26-50 | W-L RECORDS | RPI 51-100 | RPI 101-150 | RPI 150+ | | | | |
| 3- 3 | 0- 0 | | 0- 0 | OVERALL | 0- 0 | 0- 1 | 3- 2 | | | | |
| 1- 0 | 0- 0 | | 0- 0 | HOME | 0- 0 | 0- 0 | 1- 0 | | | | |
| 1- 2 | 0- 0 | | 0- 0 | AWAY | 0- 0 | 0- 1 | 1- 1 | | | | |
| 1- 1 | 0- 0 | | 0- 0 | NEUTRAL | 0- 0 | 0- 0 | 1- 1 | | | | |
| 3- 3 | 0- 0 | | 0- 0 | NON-CONFERENCE | 0- 0 | 0- 1 | 3- 2 | | | | |
| 1- 0 | 0- 0 | | 0- 0 | HOME | 0- 0 | 0- 0 | 1- 0 | | | | |
| 1- 2 | 0- 0 | | 0- 0 | AWAY | 0- 0 | 0- 1 | 1- 1 | | | | |
| 1- 1 | 0- 0 | | 0- 0 | NEUTRAL | 0- 0 | 0- 0 | 1- 1 | | | | |
| 0- 0 | 0- 0 | | 0- 0 | CONFERENCE | 0- 0 | 0- 0 | 0- 0 | | | | |
| 0- 0 | 0- 0 | | 0- 0 | HOME | 0- 0 | 0- 0 | 0- 0 | | | | |
| 0- 0 | 0- 0 | | 0- 0 | AWAY | 0- 0 | 0- 0 | 0- 0 | | | | |
| 0- 0 | 0- 0 | | 0- 0 | NEUTRAL | 0- 0 | 0- 0 | 0- 0 | | | | |

| RPI 1-25 | | | | RPI 26-50 | | | | RPI 51-100 | | | | RPI 101+ Team's RPI: 235 | | | |
|---------------------------|---|----------|-------|-----------|---|----------|-------|------------|---|----------|-------|--------------------------|---|-----------------|--------|
| RPI | S | Opponent | Score | RPI | S | Opponent | Score | RPI | S | Opponent | Score | RPI | S | Opponent | Score |
| | | | | | | | | | | | | 138 | A | Seton Hall | 77 100 |
| | | | | | | | | | | | | 206 | A | Morehead St. | 101 94 |
| | | | | | | | | | | | | 276 | N | Valparaiso | 76 78 |
| | | | | | | | | | | | | 297 | A | Army West Point | 57 69 |
| | | | | | | | | | | | | 324 | N | Chicago St. | 110 73 |
| | | | | | | | | | | | | 336 | H | Manhattan | 73 65 |
| LAST 12 Division I GAMES: | | | | | | | | | | | | | | | |
| | | | | | | | | | | | | 297 | A | Army West Point | 57 69 |
| | | | | | | | | | | | | 138 | A | Seton Hall | 77 100 |
| | | | | | | | | | | | | 206 | A | Morehead St. | 101 94 |
| | | | | | | | | | | | | 276 | N | Valparaiso | 76 78 |
| | | | | | | | | | | | | 324 | N | Chicago St. | 110 73 |
| | | | | | | | | | | | | 336 | H | Manhattan | 73 65 |

| | | | |
|------------------|-------|-----|----|
| Non-Div I Games: | Mercy | 102 | 51 |
|------------------|-------|-----|----|

St. Francis Brooklyn

| | | | | | | | | | | | |
|------------------|----------|------|-----------|-----------|----------------|-------------|---------------|-------------|------|----------|-----------|
| Average RPI | Win: | 228 | WON-LOST | WINNING | LAST 10 | STRENGTH OF | OPP. STRENGTH | TEAM | ADJ. | CONF. | ADJ CONF. |
| Average RPI | Loss: | 63 | RECORD | PCT. RANK | GAMES | SCHEDULE | OF SCHEDULE | RPI | RPI | RPI | RPI |
| DIV. I ONLY | | 5- 2 | | 78 | 0- 1 | 231 | 32 | 95 | 95 | 5 | 5 |
| DIV. I NON-CONF. | | 5- 2 | | 78 | 0- 1 | 231 | 32 | 95 | 95 | 5 | 5 |
| ----- | | | | | | | | | | | |
| TOTALS | RPI 1-25 | | RPI 26-50 | | W-L RECORDS | RPI 51-100 | | RPI 101-150 | | RPI 150+ | |
| 5- 2 | 0- 1 | | 0- 0 | | OVERALL | 1- 0 | | 0- 1 | | 4- 0 | |
| 1- 0 | 0- 0 | | 0- 0 | | HOME | 0- 0 | | 0- 0 | | 1- 0 | |
| 2- 1 | 0- 0 | | 0- 0 | | AWAY | 0- 0 | | 0- 1 | | 2- 0 | |
| 2- 1 | 0- 1 | | 0- 0 | | NEUTRAL | 1- 0 | | 0- 0 | | 1- 0 | |
| 5- 2 | 0- 1 | | 0- 0 | | NON-CONFERENCE | 1- 0 | | 0- 1 | | 4- 0 | |
| 1- 0 | 0- 0 | | 0- 0 | | HOME | 0- 0 | | 0- 0 | | 1- 0 | |
| 2- 1 | 0- 0 | | 0- 0 | | AWAY | 0- 0 | | 0- 1 | | 2- 0 | |
| 2- 1 | 0- 1 | | 0- 0 | | NEUTRAL | 1- 0 | | 0- 0 | | 1- 0 | |
| 0- 0 | 0- 0 | | 0- 0 | | CONFERENCE | 0- 0 | | 0- 0 | | 0- 0 | |
| 0- 0 | 0- 0 | | 0- 0 | | HOME | 0- 0 | | 0- 0 | | 0- 0 | |
| 0- 0 | 0- 0 | | 0- 0 | | AWAY | 0- 0 | | 0- 0 | | 0- 0 | |
| 0- 0 | 0- 0 | | 0- 0 | | NEUTRAL | 0- 0 | | 0- 0 | | 0- 0 | |

| RPI 1-25 | | | | RPI 26-50 | | | | RPI 51-100 | | | | RPI 101+ | | | |
|---------------------------|---|-----------------|-------|-----------|---|-------------|-------|------------|---|--------------|-------|----------|---|-----------------|-------|
| RPI | S | Opponent | Score | RPI | S | Opponent | Score | RPI | S | Opponent | Score | RPI | S | Opponent | Score |
| 3 | N | UConn | 55 65 | | | | | 90 | N | Purdue | 68 62 | 122 | A | Wake Forest | 59 64 |
| | | | | | | | | | | | | 208 | N | Ole Miss | 64 59 |
| | | | | | | | | | | | | 221 | A | Iona | 61 35 |
| | | | | | | | | | | | | 297 | A | Army West Point | 60 49 |
| | | | | | | | | | | | | 323 | H | Delaware St. | 82 44 |
| ----- | | | | | | | | | | | | | | | |
| LAST 12 Division I GAMES: | | | | | | | | | | | | | | | |
| 208 | N | Ole Miss | 64 59 | 122 | A | Wake Forest | 59 64 | 323 | H | Delaware St. | 82 44 | | | | |
| 3 | N | UConn | 55 65 | | | | | | | | | | | | |
| 90 | N | Purdue | 68 62 | | | | | | | | | | | | |
| 297 | A | Army West Point | 60 49 | | | | | | | | | | | | |
| 221 | A | Iona | 61 35 | | | | | | | | | | | | |

Non-Div I Games:

St. John's (NY)

Average RPI Win: 170

Average RPI Loss: 18

WON-LOST
RECORDWINNING
PCT. RANKLAST 10
GAMESSTRENGTH OF
SCHEDULEOPP. STRENGTH
OF SCHEDULETEAM
RPIADJ.
RPICONF.
RPIADJ CONF.
RPIDIV. I ONLY
DIV. I NON-CONF.6- 1
6- 134
340- 1
0- 1110
110100
10025
2525
252
22
2

TOTALS

RPI 1-25

RPI 26-50

W-L RECORDS

RPI 51-100

RPI 101-150

RPI 150+

6- 1 0- 1
3- 0 0- 0
1- 1 0- 1
2- 0 0- 00- 0
0- 0
0- 0
0- 0OVERALL
HOME
AWAY
NEUTRAL1- 0
0- 0
0- 0
1- 02- 0
1- 0
0- 0
1- 03- 0
2- 0
1- 0
0- 06- 1 0- 1
3- 0 0- 0
1- 1 0- 1
2- 0 0- 00- 0
0- 0
0- 0
0- 0NON-CONFERENCE
HOME
AWAY
NEUTRAL1- 0
0- 0
0- 0
1- 02- 0
1- 0
0- 0
1- 03- 0
2- 0
1- 0
0- 00- 0 0- 0
0- 0 0- 0
0- 0 0- 0
0- 0 0- 00- 0
0- 0
0- 0
0- 0CONFERENCE
HOME
AWAY
NEUTRAL0- 0
0- 0
0- 0
0- 00- 0
0- 0
0- 0
0- 00- 0
0- 0
0- 0
0- 0

| RPI | S | Opponent | Score |
|-----|---|----------|-------|
| 18 | A | Gonzaga | 73 79 |

| RPI | S | Opponent | Score |
|-----|---|----------|-------|
| | | | |

| RPI | S | Opponent | Score |
|-----|---|----------|-------|
| 84 | N | FGCU | 88 65 |

| RPI | S | Opponent | Score |
|-----|---|---------------|--------|
| 104 | N | American | 71 49 |
| 124 | H | UC Davis | 71 43 |
| 152 | H | Idaho | 115 71 |
| 277 | H | San Francisco | 96 62 |
| 281 | A | Hawaii | 81 59 |

LAST 12 Division I GAMES:

18 A Gonzaga 73 79

| | | | |
|-----|---|---------------|--------|
| 281 | A | Hawaii | 81 59 |
| 104 | N | American | 71 49 |
| 84 | N | FGCU | 88 65 |
| 277 | H | San Francisco | 96 62 |
| 152 | H | Idaho | 115 71 |
| 124 | H | UC Davis | 71 43 |

Non-Div I Games:

Stanford

| | | | | | | | | | | |
|-------------------|----------|-----------|----------------|------------|-------------|---------------|------|------|-------|-----------|
| Average RPI Win: | 0 | WON-LOST | WINNING | LAST 10 | STRENGTH OF | OPP. STRENGTH | TEAM | ADJ. | CONF. | ADJ CONF. |
| Average RPI Loss: | 132 | RECORD | PCT. RANK | GAMES | SCHEDULE | OF SCHEDULE | RPI | RPI | RPI | RPI |
| DIV. I ONLY | 0- 6 | 326 | 0- 0 | 80 | 207 | 288 | 288 | 28 | 28 | |
| DIV. I NON-CONF. | 0- 6 | 326 | 0- 0 | 80 | 207 | 288 | 288 | 28 | 28 | |
| ----- | | | | | | | | | | |
| TOTALS | RPI 1-25 | RPI 26-50 | W-L RECORDS | RPI 51-100 | RPI 101-150 | RPI 150+ | | | | |
| 0- 6 | 0- 0 | 0- 1 | OVERALL | 0- 1 | 0- 2 | 0- 2 | | | | |
| 0- 1 | 0- 0 | 0- 1 | HOME | 0- 0 | 0- 0 | 0- 0 | | | | |
| 0- 2 | 0- 0 | 0- 0 | AWAY | 0- 1 | 0- 1 | 0- 0 | | | | |
| 0- 3 | 0- 0 | 0- 0 | NEUTRAL | 0- 0 | 0- 1 | 0- 2 | | | | |
| 0- 6 | 0- 0 | 0- 1 | NON-CONFERENCE | 0- 1 | 0- 2 | 0- 2 | | | | |
| 0- 1 | 0- 0 | 0- 1 | HOME | 0- 0 | 0- 0 | 0- 0 | | | | |
| 0- 2 | 0- 0 | 0- 0 | AWAY | 0- 1 | 0- 1 | 0- 0 | | | | |
| 0- 3 | 0- 0 | 0- 0 | NEUTRAL | 0- 0 | 0- 1 | 0- 2 | | | | |
| 0- 0 | 0- 0 | 0- 0 | CONFERENCE | 0- 0 | 0- 0 | 0- 0 | | | | |
| 0- 0 | 0- 0 | 0- 0 | HOME | 0- 0 | 0- 0 | 0- 0 | | | | |
| 0- 0 | 0- 0 | 0- 0 | AWAY | 0- 0 | 0- 0 | 0- 0 | | | | |
| 0- 0 | 0- 0 | 0- 0 | NEUTRAL | 0- 0 | 0- 0 | 0- 0 | | | | |

| RPI 1-25 | | | | RPI 26-50 | | | | RPI 51-100 | | | | RPI 101+ Team's RPI: 288 | | | |
|---------------------------|---|----------|-------|-----------|---|------------|-------|------------|---|----------|-------|--------------------------|---|------------|-------|
| RPI | S | Opponent | Score | RPI | S | Opponent | Score | RPI | S | Opponent | Score | RPI | S | Opponent | Score |
| | | | | 42 | H | UCF | 55 78 | 78 | A | Tul sa | 54 55 | 110 | A | Al abama | 47 59 |
| | | | | | | | | | | | | 118 | N | Marist | 69 76 |
| | | | | | | | | | | | | 154 | N | Wright St. | 44 57 |
| | | | | | | | | | | | | 290 | N | Hofstra | 50 53 |
| LAST 12 Division I GAMES: | | | | | | | | | | | | | | | |
| | | | | 110 | A | Al abama | 47 59 | | | | | | | | |
| | | | | 290 | N | Hofstra | 50 53 | | | | | | | | |
| | | | | 154 | N | Wright St. | 44 57 | | | | | | | | |
| | | | | 118 | N | Marist | 69 76 | | | | | | | | |
| | | | | 42 | H | UCF | 55 78 | | | | | | | | |
| | | | | 78 | A | Tul sa | 54 55 | | | | | | | | |

Non-Div I Games: Webber Int'l 80 52

Stetson

| | | | | | | | | | | |
|------------------|-----------|-----------------|-------------------|---------------|----------------------|---------------------------|----------|----------|-----------|---------------|
| Average RPI | Win: 234 | WON-LOST RECORD | WINNING PCT. RANK | LAST 10 GAMES | STRENGTH OF SCHEDULE | OPP. STRENGTH OF SCHEDULE | TEAM RPI | ADJ. RPI | CONF. RPI | ADJ CONF. RPI |
| Average RPI | Loss: 127 | | | | | | | | | |
| DIV. I ONLY | 6- 1 | 34 | 1- 0 | 219 | 211 | 74 | 74 | 22 | 22 | |
| DIV. I NON-CONF. | 6- 1 | 34 | 1- 0 | 219 | 211 | 74 | 74 | 22 | 22 | |
| ----- | | | | | | | | | | |
| TOTALS | RPI 1-25 | RPI 26-50 | W-L RECORDS | RPI 51-100 | RPI 101-150 | RPI 150+ | | | | |
| 6- 1 | 0- 0 | 0- 0 | OVERALL | 1- 0 | 0- 1 | 5- 0 | | | | |
| 3- 0 | 0- 0 | 0- 0 | HOME | 0- 0 | 0- 0 | 3- 0 | | | | |
| 3- 1 | 0- 0 | 0- 0 | AWAY | 1- 0 | 0- 1 | 2- 0 | | | | |
| 0- 0 | 0- 0 | 0- 0 | NEUTRAL | 0- 0 | 0- 0 | 0- 0 | | | | |
| 6- 1 | 0- 0 | 0- 0 | NON-CONFERENCE | 1- 0 | 0- 1 | 5- 0 | | | | |
| 3- 0 | 0- 0 | 0- 0 | HOME | 0- 0 | 0- 0 | 3- 0 | | | | |
| 3- 1 | 0- 0 | 0- 0 | AWAY | 1- 0 | 0- 1 | 2- 0 | | | | |
| 0- 0 | 0- 0 | 0- 0 | NEUTRAL | 0- 0 | 0- 0 | 0- 0 | | | | |
| 0- 0 | 0- 0 | 0- 0 | CONFERENCE | 0- 0 | 0- 0 | 0- 0 | | | | |
| 0- 0 | 0- 0 | 0- 0 | HOME | 0- 0 | 0- 0 | 0- 0 | | | | |
| 0- 0 | 0- 0 | 0- 0 | AWAY | 0- 0 | 0- 0 | 0- 0 | | | | |
| 0- 0 | 0- 0 | 0- 0 | NEUTRAL | 0- 0 | 0- 0 | 0- 0 | | | | |

| RPI 1-25 | | | | RPI 26-50 | | | | RPI 51-100 | | | | RPI 101+ | | | |
|---------------------------|---|----------|-------|-----------|---|----------|-------|------------|---|--------------|-------|----------|---|--------------|-------|
| RPI | S | Opponent | Score | RPI | S | Opponent | Score | RPI | S | Opponent | Score | RPI | S | Opponent | Score |
| | | | | | | | | 72 | A | Penn St. | 81 70 | 127 | A | Rutgers | 47 61 |
| | | | | | | | | | | | | 217 | A | Sacred Heart | 73 58 |
| | | | | | | | | | | | | 232 | H | Cornell | 63 61 |
| | | | | | | | | | | | | 258 | H | Ga. Southern | 72 43 |
| | | | | | | | | | | | | 290 | H | Hofstra | 77 49 |
| | | | | | | | | | | | | 336 | A | Manhattan | 79 48 |
| ----- | | | | | | | | | | | | | | | |
| LAST 12 Division I GAMES: | | | | | | | | | | | | | | | |
| | | | | 127 | A | Rutgers | 47 61 | 217 | A | Sacred Heart | 73 58 | | | | |
| | | | | | | | | 232 | H | Cornell | 63 61 | | | | |
| | | | | | | | | 72 | A | Penn St. | 81 70 | | | | |
| | | | | | | | | 258 | H | Ga. Southern | 72 43 | | | | |
| | | | | | | | | 336 | A | Manhattan | 79 48 | | | | |
| | | | | | | | | 290 | H | Hofstra | 77 49 | | | | |

Non-Div I Games: SUNY New Paltz 87 50

Stony Brook

| | | | | | | | | | | | |
|------------------|----------|------|-----------|-----------|----------------|-------------|---------------|-------------|------|----------|-----------|
| Average RPI | Win: | 137 | WON-LOST | WINNING | LAST 10 | STRENGTH OF | OPP. STRENGTH | TEAM | ADJ. | CONF. | ADJ CONF. |
| Average RPI | Loss: | 11 | RECORD | PCT. RANK | GAMES | SCHEDULE | OF SCHEDULE | RPI | RPI | RPI | RPI |
| DIV. I ONLY | | 7- 2 | 61 | 1- 0 | 13 | 133 | 7 | 7 | 1 | 1 | |
| DIV. I NON-CONF. | | 7- 2 | 61 | 1- 0 | 13 | 133 | 7 | 7 | 1 | 1 | |
| ----- | | | | | | | | | | | |
| TOTALS | RPI 1-25 | | RPI 26-50 | | W-L RECORDS | RPI 51-100 | | RPI 101-150 | | RPI 150+ | |
| 7- 2 | 0- 2 | | 1- 0 | | OVERALL | 1- 0 | | 3- 0 | | 2- 0 | |
| 4- 0 | 0- 0 | | 1- 0 | | HOME | 0- 0 | | 2- 0 | | 1- 0 | |
| 0- 2 | 0- 2 | | 0- 0 | | AWAY | 0- 0 | | 0- 0 | | 0- 0 | |
| 3- 0 | 0- 0 | | 0- 0 | | NEUTRAL | 1- 0 | | 1- 0 | | 1- 0 | |
| 7- 2 | 0- 2 | | 1- 0 | | NON-CONFERENCE | 1- 0 | | 3- 0 | | 2- 0 | |
| 4- 0 | 0- 0 | | 1- 0 | | HOME | 0- 0 | | 2- 0 | | 1- 0 | |
| 0- 2 | 0- 2 | | 0- 0 | | AWAY | 0- 0 | | 0- 0 | | 0- 0 | |
| 3- 0 | 0- 0 | | 0- 0 | | NEUTRAL | 1- 0 | | 1- 0 | | 1- 0 | |
| 0- 0 | 0- 0 | | 0- 0 | | CONFERENCE | 0- 0 | | 0- 0 | | 0- 0 | |
| 0- 0 | 0- 0 | | 0- 0 | | HOME | 0- 0 | | 0- 0 | | 0- 0 | |
| 0- 0 | 0- 0 | | 0- 0 | | AWAY | 0- 0 | | 0- 0 | | 0- 0 | |
| 0- 0 | 0- 0 | | 0- 0 | | NEUTRAL | 0- 0 | | 0- 0 | | 0- 0 | |

| RPI | S | Opponent | Score | RPI | S | Opponent | Score | RPI | S | Opponent | Score | RPI | S | Opponent | Score |
|---------------------------|---|------------|-------|-----|---|----------|-------|-----|---|--------------|-------|-----|---|--------------|-------|
| 6 | A | Oregon | 73 75 | 37 | H | Bucknell | 70 56 | 87 | N | DePaul | 83 81 | 120 | H | Texas A&M | 75 65 |
| 16 | A | Minnesota | 68 72 | | | | | | | | | 136 | H | North Dakota | 85 49 |
| | | | | | | | | | | | | 148 | N | Kansas St. | 70 61 |
| | | | | | | | | | | | | 201 | N | Princeton | 92 61 |
| | | | | | | | | | | | | 227 | H | Towson | 98 55 |
| ----- | | | | | | | | | | | | | | | |
| LAST 12 Division I GAMES: | | | | | | | | | | | | | | | |
| 227 | H | Towson | 98 55 | 37 | H | Bucknell | 70 56 | 120 | H | Texas A&M | 75 65 | | | | |
| 16 | A | Minnesota | 68 72 | | | | | 6 | A | Oregon | 73 75 | | | | |
| 87 | N | DePaul | 83 81 | | | | | 136 | H | North Dakota | 85 49 | | | | |
| 201 | N | Princeton | 92 61 | | | | | | | | | | | | |
| 148 | N | Kansas St. | 70 61 | | | | | | | | | | | | |

Non-Div I Games:

Syracuse

TCUTCU

TCU

| | | | | | | | | | | |
|-------------------|----------|-----------|----------------|------------|-------------|---------------|------|------|-------|-----------|
| Average RPI Win: | 322 | WON-LOST | WINNING | LAST 10 | STRENGTH OF | OPP. STRENGTH | TEAM | ADJ. | CONF. | ADJ CONF. |
| Average RPI Loss: | 120 | RECORD | PCT. RANK | GAMES | SCHEDULE | OF SCHEDULE | RPI | RPI | RPI | RPI |
| DIV. I ONLY | 2- 5 | 246 | 0- 1 | 237 | 118 | 245 | 245 | 8 | 8 | |
| DIV. I NON-CONF. | 2- 5 | 246 | 0- 1 | 237 | 118 | 245 | 245 | 8 | 8 | |
| ----- | | | | | | | | | | |
| TOTALS | RPI 1-25 | RPI 26-50 | W-L RECORDS | RPI 51-100 | RPI 101-150 | RPI 150+ | | | | |
| 2- 5 | 0- 1 | 0- 0 | OVERALL | 0- 1 | 0- 1 | 2- 2 | | | | |
| 1- 0 | 0- 0 | 0- 0 | HOME | 0- 0 | 0- 0 | 1- 0 | | | | |
| 1- 4 | 0- 1 | 0- 0 | AWAY | 0- 1 | 0- 1 | 1- 1 | | | | |
| 0- 1 | 0- 0 | 0- 0 | NEUTRAL | 0- 0 | 0- 0 | 0- 1 | | | | |
| 2- 5 | 0- 1 | 0- 0 | NON-CONFERENCE | 0- 1 | 0- 1 | 2- 2 | | | | |
| 1- 0 | 0- 0 | 0- 0 | HOME | 0- 0 | 0- 0 | 1- 0 | | | | |
| 1- 4 | 0- 1 | 0- 0 | AWAY | 0- 1 | 0- 1 | 1- 1 | | | | |
| 0- 1 | 0- 0 | 0- 0 | NEUTRAL | 0- 0 | 0- 0 | 0- 1 | | | | |
| 0- 0 | 0- 0 | 0- 0 | CONFERENCE | 0- 0 | 0- 0 | 0- 0 | | | | |
| 0- 0 | 0- 0 | 0- 0 | HOME | 0- 0 | 0- 0 | 0- 0 | | | | |
| 0- 0 | 0- 0 | 0- 0 | AWAY | 0- 0 | 0- 0 | 0- 0 | | | | |
| 0- 0 | 0- 0 | 0- 0 | NEUTRAL | 0- 0 | 0- 0 | 0- 0 | | | | |

| RPI 1-25 | | | | RPI 26-50 | | | | RPI 51-100 | | | | RPI 101+ Team's RPI: 245 | | | |
|---------------------------|---|------------|--------|-----------|---|------------|-------|------------|---|--------------|--------|--------------------------|---|----------------|-------|
| RPI | S | Opponent | Score | RPI | S | Opponent | Score | RPI | S | Opponent | Score | RPI | S | Opponent | Score |
| 12 | A | Miami (FL) | 61 73 | | | | | 87 | A | DePaul | 88 102 | 118 | A | Marist | 68 74 |
| | | | | | | | | | | | | 173 | N | Radford | 50 56 |
| | | | | | | | | | | | | 208 | A | Ole Miss | 55 62 |
| | | | | | | | | | | | | 320 | A | Saint Joseph's | 58 52 |
| | | | | | | | | | | | | 323 | H | Delaware St. | 75 61 |
| LAST 12 Division I GAMES: | | | | | | | | | | | | | | | |
| 87 | A | DePaul | 88 102 | 12 | A | Miami (FL) | 61 73 | 173 | N | Radford | 50 56 | 118 | A | Marist | 68 74 |
| | | | | | | | | 208 | A | Ole Miss | 55 62 | 320 | A | Saint Joseph's | 58 52 |
| | | | | | | | | 323 | H | Delaware St. | 75 61 | | | | |

Non-Div I Games:

Temple

| | | | | | | | | | | |
|----------------------|------|-----------------|-------------------|----------------|----------------------|---------------------------|-------------|----------|-----------|----------------|
| Average RPI Win: 173 | | WON-LOST RECORD | WINNING PCT. RANK | LAST 10 GAMES | STRENGTH OF SCHEDULE | OPP. STRENGTH OF SCHEDULE | TEAM RPI | ADJ. RPI | CONF. RPI | ADJ. CONF. RPI |
| Average RPI Loss: 0 | | | | | | | | | | |
| DIV. I ONLY | | 6- 0 | 1 | 1- 0 | 70 | 167 | 9 | 9 | 6 | 6 |
| DIV. I NON-CONF. | | 6- 0 | 1 | 1- 0 | 70 | 167 | 9 | 9 | 6 | 6 |
| TOTALS | | RPI 1-25 | RPI 26-50 | W-L RECORDS | | RPI 51-100 | RPI 101-150 | RPI 150+ | | |
| 6- 0 | 0- 0 | | 1- 0 | OVERALL | | 1- 0 | 2- 0 | 2- 0 | | |
| 3- 0 | 0- 0 | | 0- 0 | HOME | | 0- 0 | 1- 0 | 2- 0 | | |
| 1- 0 | 0- 0 | | 1- 0 | AWAY | | 0- 0 | 0- 0 | 0- 0 | | |
| 2- 0 | 0- 0 | | 0- 0 | NEUTRAL | | 1- 0 | 1- 0 | 0- 0 | | |
| 6- 0 | 0- 0 | | 1- 0 | NON-CONFERENCE | | 1- 0 | 2- 0 | 2- 0 | | |
| 3- 0 | 0- 0 | | 0- 0 | HOME | | 0- 0 | 1- 0 | 2- 0 | | |
| 1- 0 | 0- 0 | | 1- 0 | AWAY | | 0- 0 | 0- 0 | 0- 0 | | |
| 2- 0 | 0- 0 | | 0- 0 | NEUTRAL | | 1- 0 | 1- 0 | 0- 0 | | |
| 0- 0 | 0- 0 | | 0- 0 | CONFERENCE | | 0- 0 | 0- 0 | 0- 0 | | |
| 0- 0 | 0- 0 | | 0- 0 | HOME | | 0- 0 | 0- 0 | 0- 0 | | |
| 0- 0 | 0- 0 | | 0- 0 | AWAY | | 0- 0 | 0- 0 | 0- 0 | | |
| 0- 0 | 0- 0 | | 0- 0 | NEUTRAL | | 0- 0 | 0- 0 | 0- 0 | | |

| RPI 1-25 | | | | Team's RPI: 9 | | RPI 26-50 | | | | RPI 51-100 | | | | RPI 101+ | | | |
|----------|---|----------|-------|---------------|---|--------------|-------|-----|---|------------|-------|-----|---|----------|-------|--|--|
| RPI | S | Opponent | Score | RPI | S | Opponent | Score | RPI | S | Opponent | Score | RPI | S | Opponent | Score | | |
| | | | | 44 | A | Oklahoma St. | 76 63 | | | | | | | | | | |
| | | | | | | | | | | | | | | | | | |
| | | | | | | | | | | | | | | | | | |
| | | | | | | | | | | | | | | | | | |
| | | | | | | | | | | | | | | | | | |
| | | | | | | | | | | | | | | | | | |
| | | | | | | | | | | | | | | | | | |
| | | | | | | | | | | | | | | | | | |
| | | | | | | | | | | | | | | | | | |
| | | | | | | | | | | | | | | | | | |
| | | | | | | | | | | | | | | | | | |
| | | | | | | | | | | | | | | | | | |
| | | | | | | | | | | | | | | | | | |
| | | | | | | | | | | | | | | | | | |
| | | | | | | | | | | | | | | | | | |
| | | | | | | | | | | | | | | | | | |
| | | | | | | | | | | | | | | | | | |
| | | | | | | | | | | | | | | | | | |
| | | | | | | | | | | | | | | | | | |
| | | | | | | | | | | | | | | | | | |
| | | | | | | | | | | | | | | | | | |
| | | | | | | | | | | | | | | | | | |
| | | | | | | | | | | | | | | | | | |
| | | | | | | | | | | | | | | | | | |
| | | | | | | | | | | | | | | | | | |
| | | | | | | | | | | | | | | | | | |
| | | | | | | | | | | | | | | | | | |
| | | | | | | | | | | | | | | | | | |
| | | | | | | | | | | | | | | | | | |
| | | | | | | | | | | | | | | | | | |
| | | | | | | | | | | | | | | | | | |
| | | | | | | | | | | | | | | | | | |
| | | | | | | | | | | | | | | | | | |
| | | | | | | | | | | | | | | | | | |
| | | | | | | | | | | | | | | | | | |
| | | | | | | | | | | | | | | | | | |
| | | | | | | | | | | | | | | | | | |
| | | | | | | | | | | | | | | | | | |
| | | | | | | | | | | | | | | | | | |
| | | | | | | | | | | | | | | | | | |
| | | | | | | | | | | | | | | | | | |
| | | | | | | | | | | | | | | | | | |
| | | | | | | | | | | | | | | | | | |
| | | | | | | | | | | | | | | | | | |
| | | | | | | | | | | | | | | | | | |
| | | | | | | | | | | | | | | | | | |
| | | | | | | | | | | | | | | | | | |
| | | | | | | | | | | | | | | | | | |
| | | | | | | | | | | | | | | | | | |
| | | | | | | | | | | | | | | | | | |
| | | | | | | | | | | | | | | | | | |
| | | | | | | | | | | | | | | | | | |
| | | | | | | | | | | | | | | | | | |
| | | | | | | | | | | | | | | | | | |
| | | | | | | | | | | | | | | | | | |
| | | | | | | | | | | | | | | | | | |
| | | | | | | | | | | | | | | | | | |
| | | | | | | | | | | | | | | | | | |
| | | | | | | | | | | | | | | | | | |
| | | | | | | | | | | | | | | | | | |
| | | | | | | | | | | | | | | | | | |
| | | | | | | | | | | | | | | | | | |
| | | | | | | | | | | | | | | | | | |
| | | | | | | | | | | | | | | | | | |
| | | | | | | | | | | | | | | | | | |
| | | | | | | | | | | | | | | | | | |
| | | | | | | | | | | | | | | | | | |
| | | | | | | | | | | | | | | | | | |
| | | | | | | | | | | | | | | | | | |
| | | | | | | | | | | | | | | | | | |
| | | | | | | | | | | | | | | | | | |
| | | | | | | | | | | | | | | | | | |
| | | | | | | | | | | | | | | | | | |
| | | | | | | | | | | | | | | | | | |
| | | | | | | | | | | | | | | | | | |
| | | | | | | | | | | | | | | | | | |
| | | | | | | | | | | | | | | | | | |
| | | | | | | | | | | | | | | | | | |
| | | | | | | | | | | | | | | | | | |
| | | | | | | | | | | | | | | | | | |

Non-Div I Games:

Tennessee

| | | | | | | | | | | |
|-------------------|----------|-----------|----------------|------------|-------------|---------------|------|------|-------|-----------|
| Average RPI Win: | 0 | WON-LOST | WINNING | LAST 10 | STRENGTH OF | OPP. STRENGTH | TEAM | ADJ. | CONF. | ADJ CONF. |
| Average RPI Loss: | 156 | RECORD | PCT. RANK | GAMES | SCHEDULE | OF SCHEDULE | RPI | RPI | RPI | RPI |
| DIV. I ONLY | 0- 9 | 326 | 0- 1 | 78 | 234 | 293 | 293 | 23 | 23 | |
| DIV. I NON-CONF. | 0- 9 | 326 | 0- 1 | 78 | 234 | 293 | 293 | 23 | 23 | |
| ----- | | | | | | | | | | |
| TOTALS | RPI 1-25 | RPI 26-50 | W-L RECORDS | RPI 51-100 | RPI 101-150 | RPI 150+ | | | | |
| 0- 9 | 0- 1 | 0- 0 | OVERALL | 0- 1 | 0- 2 | 0- 5 | | | | |
| 0- 1 | 0- 0 | 0- 0 | HOME | 0- 0 | 0- 0 | 0- 1 | | | | |
| 0- 5 | 0- 1 | 0- 0 | AWAY | 0- 0 | 0- 0 | 0- 4 | | | | |
| 0- 3 | 0- 0 | 0- 0 | NEUTRAL | 0- 1 | 0- 2 | 0- 0 | | | | |
| 0- 9 | 0- 1 | 0- 0 | NON-CONFERENCE | 0- 1 | 0- 2 | 0- 5 | | | | |
| 0- 1 | 0- 0 | 0- 0 | HOME | 0- 0 | 0- 0 | 0- 1 | | | | |
| 0- 5 | 0- 1 | 0- 0 | AWAY | 0- 0 | 0- 0 | 0- 4 | | | | |
| 0- 3 | 0- 0 | 0- 0 | NEUTRAL | 0- 1 | 0- 2 | 0- 0 | | | | |
| 0- 0 | 0- 0 | 0- 0 | CONFERENCE | 0- 0 | 0- 0 | 0- 0 | | | | |
| 0- 0 | 0- 0 | 0- 0 | HOME | 0- 0 | 0- 0 | 0- 0 | | | | |
| 0- 0 | 0- 0 | 0- 0 | AWAY | 0- 0 | 0- 0 | 0- 0 | | | | |
| 0- 0 | 0- 0 | 0- 0 | NEUTRAL | 0- 0 | 0- 0 | 0- 0 | | | | |

| RPI 1-25 | | | | RPI 26-50 | | | | RPI 51-100 | | | | RPI 101+ | | | | Team's RPI: 293 |
|---------------------------|---|-------------|--------|-----------|---|------------|--------|------------|---|---------------|-------|----------|---|---------------|-------|-----------------|
| RPI | S | Opponent | Score | RPI | S | Opponent | Score | RPI | S | Opponent | Score | RPI | S | Opponent | Score | |
| 10 | A | Louisville | 52 107 | | | | | 76 | N | Arkansas | 55 79 | 108 | N | Pittsburgh | 56 78 | |
| | | | | | | | | | | | | 130 | N | Wisconsin | 53 58 | |
| | | | | | | | | | | | | 153 | H | South Alabama | 56 78 | |
| | | | | | | | | | | | | 187 | A | Vanderbilt | 63 89 | |
| | | | | | | | | | | | | 199 | A | Troy | 67 92 | |
| | | | | | | | | | | | | 218 | A | Alabama A&M | 57 67 | |
| | | | | | | | | | | | | 319 | A | Lipscomb | 62 64 | |
| ----- | | | | | | | | | | | | | | | | |
| LAST 12 Division I GAMES: | | | | | | | | | | | | | | | | |
| 199 | A | Troy | 67 92 | 10 | A | Louisville | 52 107 | 153 | H | South Alabama | 56 78 | 108 | N | Pittsburgh | 56 78 | |
| 218 | A | Alabama A&M | 57 67 | 76 | N | Arkansas | 55 79 | 130 | N | Wisconsin | 53 58 | 187 | A | Vanderbilt | 63 89 | |
| 319 | A | Lipscomb | 62 64 | | | | | | | | | | | | | |

Non-Div I Games:

Tennessee St.

| | | | | | | | | | | | | | | | | | | | |
|----------------------|--|-----------------|--|-------------------|--|----------------|--|----------------------|--|---------------------------|--|----------|--|----------|--|-----------|--|---------------|--|
| Average RPI Win: 246 | | WON-LOST RECORD | | WINNING PCT. RANK | | LAST 10 GAMES | | STRENGTH OF SCHEDULE | | OPP. STRENGTH OF SCHEDULE | | TEAM RPI | | ADJ. RPI | | CONF. RPI | | ADJ CONF. RPI | |
| Average RPI Loss: 50 | | | | | | | | | | | | | | | | | | | |
| DIV. I ONLY | | 4- 3 | | 139 | | 0- 1 | | 111 | | 175 | | 99 | | 99 | | 23 | | 23 | |
| DIV. I NON-CONF. | | 4- 3 | | 139 | | 0- 1 | | 111 | | 175 | | 99 | | 99 | | 23 | | 23 | |
| TOTALS | | RPI 1-25 | | RPI 26-50 | | W-L RECORDS | | RPI 51-100 | | RPI 101-150 | | RPI 150+ | | | | | | | |
| 4- 3 | | 0- 0 | | 0- 2 | | OVERALL | | 1- 1 | | 0- 0 | | 3- 0 | | | | | | | |
| 2- 0 | | 0- 0 | | 0- 0 | | HOME | | 1- 0 | | 0- 0 | | 1- 0 | | | | | | | |
| 2- 2 | | 0- 0 | | 0- 1 | | AWAY | | 0- 1 | | 0- 0 | | 2- 0 | | | | | | | |
| 0- 1 | | 0- 0 | | 0- 1 | | NEUTRAL | | 0- 0 | | 0- 0 | | 0- 0 | | | | | | | |
| 4- 3 | | 0- 0 | | 0- 2 | | NON-CONFERENCE | | 1- 1 | | 0- 0 | | 3- 0 | | | | | | | |
| 2- 0 | | 0- 0 | | 0- 0 | | HOME | | 1- 0 | | 0- 0 | | 1- 0 | | | | | | | |
| 2- 2 | | 0- 0 | | 0- 1 | | AWAY | | 0- 1 | | 0- 0 | | 2- 0 | | | | | | | |
| 0- 1 | | 0- 0 | | 0- 1 | | NEUTRAL | | 0- 0 | | 0- 0 | | 0- 0 | | | | | | | |
| 0- 0 | | 0- 0 | | 0- 0 | | CONFERENCE | | 0- 0 | | 0- 0 | | 0- 0 | | | | | | | |
| 0- 0 | | 0- 0 | | 0- 0 | | HOME | | 0- 0 | | 0- 0 | | 0- 0 | | | | | | | |
| 0- 0 | | 0- 0 | | 0- 0 | | AWAY | | 0- 0 | | 0- 0 | | 0- 0 | | | | | | | |
| 0- 0 | | 0- 0 | | 0- 0 | | NEUTRAL | | 0- 0 | | 0- 0 | | 0- 0 | | | | | | | |

| RPI 1-25 | | | | RPI 26-50 | | | | RPI 51-100 | | | | RPI 101+ | | | |
|------------------------------|---|----------|-------|-----------|---|---------------|-------|------------|---|-----------------|-------|----------|---|-----------------|-------|
| RPI | S | Opponent | Score | RPI | S | Opponent | Score | RPI | S | Opponent | Score | RPI | S | Opponent | Score |
| | | | | 33 | N | Old Domini on | 73 80 | 76 | A | Arkansas | 42 65 | 214 | A | Wi chi ta St. | 55 45 |
| | | | | 40 | A | Xavi er | 60 70 | 98 | H | Mi ddl e Tenn. | 68 64 | 326 | H | Western Caro. | 77 58 |
| | | | | | | | | | | | | 346 | A | Charl eston So. | 77 55 |
| LAST 12 Di vi si on I GAMES: | | | | | | | | | | | | | | | |
| | | | | 76 | A | Arkansas | 42 65 | 346 | A | Charl eston So. | 77 55 | | | | |
| | | | | 214 | A | Wi chi ta St. | 55 45 | 326 | H | Western Caro. | 77 58 | | | | |
| | | | | 33 | N | Old Domini on | 73 80 | 98 | H | Mi ddl e Tenn. | 68 64 | | | | |
| | | | | | | | | 40 | A | Xavi er | 60 70 | | | | |

Non-Div I Games: Cumberland (TN) 88 55

Tennessee Tech

| Average RPI | Win: | 145 | WON-LOST | WINNING | LAST 10 | STRENGTH OF | OPP. STRENGTH | TEAM | ADJ. | CONF. | ADJ CONF. |
|------------------|----------|------|-----------|-----------|----------------|-------------|---------------|-------------|------|----------|-----------|
| Average RPI | Loss: | 45 | RECORD | PCT. RANK | GAMES | SCHEDULE | OF SCHEDULE | RPI | RPI | RPI | RPI |
| DIV. I ONLY | | 7- 1 | | 25 | 2- 0 | 134 | 38 | 38 | 38 | 4 | 4 |
| DIV. I NON-CONF. | | 7- 1 | | 25 | 2- 0 | 134 | 38 | 38 | 38 | 4 | 4 |
| ----- | | | | | | | | | | | |
| TOTALS | RPI 1-25 | | RPI 26-50 | | W-L RECORDS | RPI 51-100 | | RPI 101-150 | | RPI 150+ | |
| 7- 1 | 1- 0 | | 1- 1 | | OVERALL | 1- 0 | | 1- 0 | | 3- 0 | |
| 3- 1 | 0- 0 | | 0- 1 | | HOME | 1- 0 | | 0- 0 | | 2- 0 | |
| 1- 0 | 0- 0 | | 0- 0 | | AWAY | 0- 0 | | 0- 0 | | 1- 0 | |
| 3- 0 | 1- 0 | | 1- 0 | | NEUTRAL | 0- 0 | | 1- 0 | | 0- 0 | |
| 7- 1 | 1- 0 | | 1- 1 | | NON-CONFERENCE | 1- 0 | | 1- 0 | | 3- 0 | |
| 3- 1 | 0- 0 | | 0- 1 | | HOME | 1- 0 | | 0- 0 | | 2- 0 | |
| 1- 0 | 0- 0 | | 0- 0 | | AWAY | 0- 0 | | 0- 0 | | 1- 0 | |
| 3- 0 | 1- 0 | | 1- 0 | | NEUTRAL | 0- 0 | | 1- 0 | | 0- 0 | |
| 0- 0 | 0- 0 | | 0- 0 | | CONFERENCE | 0- 0 | | 0- 0 | | 0- 0 | |
| 0- 0 | 0- 0 | | 0- 0 | | HOME | 0- 0 | | 0- 0 | | 0- 0 | |
| 0- 0 | 0- 0 | | 0- 0 | | AWAY | 0- 0 | | 0- 0 | | 0- 0 | |
| 0- 0 | 0- 0 | | 0- 0 | | NEUTRAL | 0- 0 | | 0- 0 | | 0- 0 | |

| RPI | S | Opponent | Score | RPI | S | Opponent | Score | RPI | S | Opponent | Score | RPI | S | Opponent | Score |
|---------------------------|---|-----------------|-------|-----|---|-----------------|-------|-----|---|----------|-------|-----|---|-------------|-------|
| 20 | N | Michigan | 69 52 | 31 | N | Quinnipiac | 56 55 | 59 | H | Duquesne | 78 41 | 106 | N | Fordham | 72 54 |
| | | | | 45 | H | Mississippi St. | 49 67 | | | | | 219 | H | UTSA | 98 54 |
| | | | | | | | | | | | | 241 | A | North Texas | 64 54 |
| | | | | | | | | | | | | 337 | H | McNeese | 96 40 |
| ----- | | | | | | | | | | | | | | | |
| LAST 12 Division I GAMES: | | | | | | | | | | | | | | | |
| 45 | H | Mississippi St. | 49 67 | 106 | N | Fordham | 72 54 | | | | | | | | |
| 219 | H | UTSA | 98 54 | 20 | N | Michigan | 69 52 | | | | | | | | |
| 31 | N | Quinnipiac | 56 55 | | | | | | | | | | | | |
| 337 | H | McNeese | 96 40 | | | | | | | | | | | | |
| 241 | A | North Texas | 64 54 | | | | | | | | | | | | |
| 59 | H | Duquesne | 78 41 | | | | | | | | | | | | |

Non-Div I Games:

Texas

| | | | | | | | | | | | |
|------------------|----------|------|-----------|-----------|----------------|-------------|---------------|-------------|------|----------|-----------|
| Average RPI | Win: | 202 | WON-LOST | WINNING | LAST 10 | STRENGTH OF | OPP. STRENGTH | TEAM | ADJ. | CONF. | ADJ CONF. |
| Average RPI | Loss: | 14 | RECORD | PCT. RANK | GAMES | SCHEDULE | OF SCHEDULE | RPI | RPI | RPI | RPI |
| DIV. I ONLY | | 4- 2 | | 100 | 0- 1 | 178 | 42 | 120 | 120 | 6 | 6 |
| DIV. I NON-CONF. | | 4- 2 | | 100 | 0- 1 | 178 | 42 | 120 | 120 | 6 | 6 |
| ----- | | | | | | | | | | | |
| TOTALS | RPI 1-25 | | RPI 26-50 | | W-L RECORDS | RPI 51-100 | | RPI 101-150 | | RPI 150+ | |
| 4- 2 | 0- 2 | | 0- 0 | | OVERALL | 0- 0 | | 0- 0 | | 4- 0 | |
| 3- 1 | 0- 1 | | 0- 0 | | HOME | 0- 0 | | 0- 0 | | 3- 0 | |
| 1- 1 | 0- 1 | | 0- 0 | | AWAY | 0- 0 | | 0- 0 | | 1- 0 | |
| 0- 0 | 0- 0 | | 0- 0 | | NEUTRAL | 0- 0 | | 0- 0 | | 0- 0 | |
| 4- 2 | 0- 2 | | 0- 0 | | NON-CONFERENCE | 0- 0 | | 0- 0 | | 4- 0 | |
| 3- 1 | 0- 1 | | 0- 0 | | HOME | 0- 0 | | 0- 0 | | 3- 0 | |
| 1- 1 | 0- 1 | | 0- 0 | | AWAY | 0- 0 | | 0- 0 | | 1- 0 | |
| 0- 0 | 0- 0 | | 0- 0 | | NEUTRAL | 0- 0 | | 0- 0 | | 0- 0 | |
| 0- 0 | 0- 0 | | 0- 0 | | CONFERENCE | 0- 0 | | 0- 0 | | 0- 0 | |
| 0- 0 | 0- 0 | | 0- 0 | | HOME | 0- 0 | | 0- 0 | | 0- 0 | |
| 0- 0 | 0- 0 | | 0- 0 | | AWAY | 0- 0 | | 0- 0 | | 0- 0 | |
| 0- 0 | 0- 0 | | 0- 0 | | NEUTRAL | 0- 0 | | 0- 0 | | 0- 0 | |

| RPI 1-25 | | | | RPI 26-50 | | | | RPI 51-100 | | | | RPI 101+ Team's RPI: 120 | | | |
|---------------------------|---|------------------|-------|-----------|---|----------|-------|------------|---|------------------|-------|--------------------------|---|--------------|-------|
| RPI | S | Opponent | Score | RPI | S | Opponent | Score | RPI | S | Opponent | Score | RPI | S | Opponent | Score |
| 7 | A | Syracuse | 65 75 | | | | | | | | | 182 | H | Rice | 65 54 |
| 21 | H | Lamar University | 68 74 | | | | | | | | | 186 | A | Little Rock | 61 40 |
| | | | | | | | | | | | | 191 | H | Arkansas St. | 97 56 |
| | | | | | | | | | | | | 249 | H | Jacksonville | 73 53 |
| ----- | | | | | | | | | | | | | | | |
| LAST 12 Division I GAMES: | | | | | | | | | | | | | | | |
| | | | | | | | | 21 | H | Lamar University | 68 74 | | | | |
| | | | | | | | | 191 | H | Arkansas St. | 97 56 | | | | |
| | | | | | | | | 186 | A | Little Rock | 61 40 | | | | |
| | | | | | | | | 7 | A | Syracuse | 65 75 | | | | |
| | | | | | | | | 249 | H | Jacksonville | 73 53 | | | | |
| | | | | | | | | 182 | H | Rice | 65 54 | | | | |

Non-Div I Games:

Texas A&M

Average RPI Win: 351
Average RPI Loss: 117

WON-LOST
RECORD

WINNING
PCT. RANK

LAST 10
GAMES

STRENGTH OF
SCHEDULE

OPP. STRENGTH
OF SCHEDULE

TEAM
RPI

ADJ.
RPI

CONF.
RPI

ADJ CONF.
RPI

| | | | | | | | | | |
|------------------|----------|-----------|----------------|------------|-------------|----------|-----|----|----|
| DIV. I ONLY | 1- 5 | 288 | 0- 1 | 107 | 319 | 240 | 240 | 26 | 26 |
| DIV. I NON-CONF. | 1- 5 | 288 | 0- 1 | 107 | 319 | 240 | 240 | 26 | 26 |
| <hr/> | | | | | | | | | |
| TOTALS | RPI 1-25 | RPI 26-50 | W-L RECORDS | RPI 51-100 | RPI 101-150 | RPI 150+ | | | |
| 1- 5 | 0- 0 | 0- 1 | OVERALL | 0- 1 | 0- 1 | 1- 2 | | | |
| 0- 0 | 0- 0 | 0- 0 | HOME | 0- 0 | 0- 0 | 0- 0 | | | |
| 1- 3 | 0- 0 | 0- 1 | AWAY | 0- 1 | 0- 0 | 1- 1 | | | |
| 0- 2 | 0- 0 | 0- 0 | NEUTRAL | 0- 0 | 0- 1 | 0- 1 | | | |
| 1- 5 | 0- 0 | 0- 1 | NON-CONFERENCE | 0- 1 | 0- 1 | 1- 2 | | | |
| 0- 0 | 0- 0 | 0- 0 | HOME | 0- 0 | 0- 0 | 0- 0 | | | |
| 1- 3 | 0- 0 | 0- 1 | AWAY | 0- 1 | 0- 0 | 1- 1 | | | |
| 0- 2 | 0- 0 | 0- 0 | NEUTRAL | 0- 0 | 0- 1 | 0- 1 | | | |
| 0- 0 | 0- 0 | 0- 0 | CONFERENCE | 0- 0 | 0- 0 | 0- 0 | | | |
| 0- 0 | 0- 0 | 0- 0 | HOME | 0- 0 | 0- 0 | 0- 0 | | | |
| 0- 0 | 0- 0 | 0- 0 | AWAY | 0- 0 | 0- 0 | 0- 0 | | | |
| 0- 0 | 0- 0 | 0- 0 | NEUTRAL | 0- 0 | 0- 0 | 0- 0 | | | |

| RPI 1-25 | | | | RPI 26-50 | | | | RPI 51-100 | | | | RPI 101+ Team's RPI: 240 | | | |
|---------------------------|---|----------|-------|-----------|---|-------------------|-------|------------|---|--------------|-------|--------------------------|---|-------------------|-------|
| RPI | S | Opponent | Score | RPI | S | Opponent | Score | RPI | S | Opponent | Score | RPI | S | Opponent | Score |
| | | | | 26 | A | Tulane | 56 62 | 80 | A | Michigan St. | 45 91 | 112 | N | Abilene Christian | 39 81 |
| | | | | | | | | | | | | 182 | A | Rice | 71 76 |
| | | | | | | | | | | | | 183 | N | Nicholls St. | 57 58 |
| | | | | | | | | | | | | 351 | A | Savannah St. | 65 41 |
| <hr/> | | | | | | | | | | | | | | | |
| LAST 12 Division I GAMES: | | | | | | | | | | | | | | | |
| | | | | 80 | A | Michigan St. | 45 91 | | | | | | | | |
| | | | | 351 | A | Savannah St. | 65 41 | | | | | | | | |
| | | | | 183 | N | Nicholls St. | 57 58 | | | | | | | | |
| | | | | 112 | N | Abilene Christian | 39 81 | | | | | | | | |
| | | | | 182 | A | Rice | 71 76 | | | | | | | | |
| | | | | 26 | A | Tulane | 56 62 | | | | | | | | |

Non-Div I Games: Paul Quinn 83 54

Texas Southern

Average RPI Win: 231

Average RPI Loss: 80

WON-LOST
RECORDWINNING
PCT. RANKLAST 10
GAMESSTRENGTH OF
SCHEDULEOPP. STRENGTH
OF SCHEDULETEAM
RPIADJ.
RPICONF.
RPIADJ CONF.
RPIDIV. I ONLY
DIV. I NON-CONF.3- 4
3- 4189
1890- 1
0- 1145
145101
101167
167167
16721
2121
21

TOTALS

RPI 1-25

RPI 26-50

W-L RECORDS

RPI 51-100

RPI 101-150

RPI 150+

3- 4

0- 0

0- 1

OVERALL

0- 2

0- 1

3- 0

1- 2

0- 0

0- 0

HOME

0- 1

0- 1

1- 0

2- 2

0- 0

0- 1

AWAY

0- 1

0- 0

2- 0

0- 0

0- 0

0- 0

NEUTRAL

0- 0

0- 0

0- 0

3- 4

0- 0

0- 1

NON-CONFERENCE

0- 2

0- 1

3- 0

1- 2

0- 0

0- 0

HOME

0- 1

0- 1

1- 0

2- 2

0- 0

0- 1

AWAY

0- 1

0- 0

2- 0

0- 0

0- 0

0- 0

NEUTRAL

0- 0

0- 0

0- 0

0- 0

0- 0

0- 0

CONFERENCE

0- 0

0- 0

0- 0

0- 0

0- 0

0- 0

HOME

0- 0

0- 0

0- 0

0- 0

0- 0

0- 0

AWAY

0- 0

0- 0

0- 0

0- 0

0- 0

0- 0

NEUTRAL

0- 0

0- 0

0- 0

RPI 1-25

RPI 26-50

RPI 51-100

RPI 101+

Team's RPI: 167

RPI S Opponent Score

RPI S Opponent Score

RPI S Opponent Score

RPI S Opponent Score

44 A Oklahoma St. 55 66

54 A New Mexico 51 82

79 H Montana St. 59 67

142 H Oral Roberts 64 81

183 H Nicholls St. 72 67

219 A UTSA 68 60

291 A A&M-Corpus Christi 60 53

LAST 12 Division I GAMES:

54 A New Mexico 51 82

79 H Montana St. 59 67

183 H Nicholls St. 72 67

44 A Oklahoma St. 55 66

291 A A&M-Corpus Christi 60 53

142 H Oral Roberts 64 81

219 A UTSA 68 60

Non-Div I Games:

UNKNOWN

92 39

Texas St.

Average RPI Win: 229

Average RPI Loss: 162

WON-LOST
RECORDWINNING
PCT. RANKLAST 10
GAMESSTRENGTH OF
SCHEDULEOPP. STRENGTH
OF SCHEDULETEAM
RPIADJ.
RPICONF.
RPIADJ CONF.
RPIDIV. I ONLY
DIV. I NON-CONF.5- 2
5- 278
780- 1
0- 1270
270157
157192
192192
1924
44
4

TOTALS

RPI 1-25

RPI 26-50

W-L RECORDS

RPI 51-100

RPI 101-150

RPI 150+

5- 2

0- 0

0- 0

OVERALL

0- 0

1- 0

4- 2

5- 1

0- 0

0- 0

HOME

0- 0

1- 0

4- 1

0- 1

0- 0

0- 0

AWAY

0- 0

0- 0

0- 1

0- 0

0- 0

0- 0

NEUTRAL

0- 0

0- 0

0- 0

5- 2

0- 0

0- 0

NON-CONFERENCE

0- 0

1- 0

4- 2

5- 1

0- 0

0- 0

HOME

0- 0

1- 0

4- 1

0- 1

0- 0

0- 0

AWAY

0- 0

0- 0

0- 1

0- 0

0- 0

0- 0

NEUTRAL

0- 0

0- 0

0- 0

0- 0

0- 0

0- 0

CONFERENCE

0- 0

0- 0

0- 0

0- 0

0- 0

0- 0

HOME

0- 0

0- 0

0- 0

0- 0

0- 0

0- 0

AWAY

0- 0

0- 0

0- 0

0- 0

0- 0

0- 0

NEUTRAL

0- 0

0- 0

0- 0

RPI 1-25

RPI 26-50

RPI 51-100

RPI 101+

Team's RPI: 192

RPI S Opponent Score

RPI S Opponent Score

RPI S Opponent Score

RPI S Opponent Score

| | | | | |
|-----|---|--------------------|----|----|
| 116 | H | SFA | 77 | 69 |
| 152 | H | Idaho | 77 | 88 |
| 172 | A | Florida | 67 | 72 |
| 210 | H | La. -Monroe | 86 | 42 |
| 243 | H | Jacksonville St. | 71 | 58 |
| 283 | H | Houston Baptist | 82 | 76 |
| 291 | H | A&M-Corpus Christi | 78 | 61 |

LAST 12 Division I GAMES:

| | | | | | | | | | |
|-----|---|--------------------|----|----|-----|---|------------------|----|----|
| 172 | A | Florida | 67 | 72 | 210 | H | La. -Monroe | 86 | 42 |
| 116 | H | SFA | 77 | 69 | 243 | H | Jacksonville St. | 71 | 58 |
| 283 | H | Houston Baptist | 82 | 76 | | | | | |
| 291 | H | A&M-Corpus Christi | 78 | 61 | | | | | |
| 152 | H | Idaho | 77 | 88 | | | | | |

Non-Div I Games:

Texas Tech

■ Loss,
 ■ Non-Conf, S Site,
 ■ Home
 ■ Away
 N Neutral

T
o
l
e
d
o

| Toledo | | | | Through Games Of Dec. 4, 2018 | | | | | | | |
|------------------|----------|-----|----------|-------------------------------|---------|----------------|---------------|-------------|------|----------|-----------|
| Average RPI | Win: | 182 | WON-LOST | WINNING | LAST 10 | STRENGTH OF | OPP. STRENGTH | TEAM | ADJ. | CONF. | ADJ CONF. |
| Average RPI | Loss: | 100 | RECORD | PCT. RANK | GAMES | SCHEDULE | OF SCHEDULE | RPI | RPI | RPI | RPI |
| DIV. I ONLY | | | 5- 2 | 78 | 1- 0 | 246 | 46 | 92 | 92 | 11 | 11 |
| DIV. I NON-CONF. | | | 5- 2 | 78 | 1- 0 | 246 | 46 | 92 | 92 | 11 | 11 |
| <hr/> | | | | | | | | | | | |
| TOTALS | RPI 1-25 | | | RPI 26-50 | | W-L RECORDS | RPI 51-100 | RPI 101-150 | | RPI 150+ | |
| 5- 2 | 0- 0 | | | 0- 0 | | OVERALL | 2- 1 | 0- 1 | | 3- 0 | |
| 2- 0 | 0- 0 | | | 0- 0 | | HOME | 1- 0 | 0- 0 | | 1- 0 | |
| 3- 2 | 0- 0 | | | 0- 0 | | AWAY | 1- 1 | 0- 1 | | 2- 0 | |
| 0- 0 | 0- 0 | | | 0- 0 | | NEUTRAL | 0- 0 | 0- 0 | | 0- 0 | |
| 5- 2 | 0- 0 | | | 0- 0 | | NON-CONFERENCE | 2- 1 | 0- 1 | | 3- 0 | |
| 2- 0 | 0- 0 | | | 0- 0 | | HOME | 1- 0 | 0- 0 | | 1- 0 | |
| 3- 2 | 0- 0 | | | 0- 0 | | AWAY | 1- 1 | 0- 1 | | 2- 0 | |
| 0- 0 | 0- 0 | | | 0- 0 | | NEUTRAL | 0- 0 | 0- 0 | | 0- 0 | |
| 0- 0 | 0- 0 | | | 0- 0 | | CONFERENCE | 0- 0 | 0- 0 | | 0- 0 | |
| 0- 0 | 0- 0 | | | 0- 0 | | HOME | 0- 0 | 0- 0 | | 0- 0 | |
| 0- 0 | 0- 0 | | | 0- 0 | | AWAY | 0- 0 | 0- 0 | | 0- 0 | |
| 0- 0 | 0- 0 | | | 0- 0 | | NEUTRAL | 0- 0 | 0- 0 | | 0- 0 | |

| | | | | | | | | | | | | | | | |
|---------------------------|---|----------|-------|-----------|---|----------|-------|---------------------------|---|------------|-------|----------|---|------------|-------|
| RPI 1-25 | | | | RPI 26-50 | | | | RPI 51-100 Team's RPI: 92 | | | | RPI 101+ | | | |
| RPI | S | Opponent | Score | RPI | S | Opponent | Score | RPI | S | Opponent | Score | RPI | S | Opponent | Score |
| | | | | | | | | 58 | A | Maine | 59 73 | 141 | A | Dayton | 49 70 |
| | | | | | | | | 59 | H | Duquesne | 65 52 | 221 | H | Iona | 84 38 |
| | | | | | | | | 61 | A | Belmont | 78 69 | 276 | A | Valparaiso | 65 59 |
| | | | | | | | | | | | | 295 | A | Memphis | 58 48 |
| ----- | | | | | | | | | | | | | | | |
| LAST 12 Division I GAMES: | | | | | | | | | | | | | | | |
| | | | | 59 | H | Duquesne | 65 52 | 295 | A | Memphis | 58 48 | | | | |
| | | | | 221 | H | Iona | 84 38 | 61 | A | Belmont | 78 69 | | | | |
| | | | | 58 | A | Maine | 59 73 | 276 | A | Valparaiso | 65 59 | | | | |
| | | | | | | | | 141 | A | Dayton | 49 70 | | | | |

Non-Div I Games:

Toledo

T
o
w
s
o
n

| Towson | | | Through Games Of Dec. 4, 2018 | | | | | | | | |
|------------------|-------|----------|-------------------------------|----------------------|------------------|-------------------------|------------------------------|-------------|-------------|--------------|------------------|
| Average RPI | Win: | 253 | WON-LOST RECORD | WINNING PCT. RANK | LAST 10 GAMES | STRENGTH OF SCHEDULE | OPP. STRENGTH OF SCHEDULE | TEAM RPI | ADJ. RPI | CONF. RPI | ADJ CONF. RPI |
| Average RPI | Loss: | 137 | | | | | | | | | |
| DIV. I ONLY | | | 4- 4 | 159 | 1- 0 | 303 | 93 | 227 | 227 | 13 | 13 |
| DIV. I NON-CONF. | | | 4- 4 | 159 | 1- 0 | 303 | 93 | 227 | 227 | 13 | 13 |
| ----- | | | | | | | | | | | |
| TOTALS | | RPI 1-25 | | RPI 26-50 | | W-L RECORDS | | RPI 51-100 | RPI 101-150 | | RPI 150+ |
| 4- 4 | | 0- 1 | | 0- 0 | | OVERALL | | 0- 0 | 0- 1 | | 4- 2 |
| 3- 0 | | 0- 0 | | 0- 0 | | HOME | | 0- 0 | 0- 0 | | 3- 0 |
| 1- 4 | | 0- 1 | | 0- 0 | | AWAY | | 0- 0 | 0- 1 | | 1- 2 |
| 0- 0 | | 0- 0 | | 0- 0 | | NEUTRAL | | 0- 0 | 0- 0 | | 0- 0 |
| 4- 4 | | 0- 1 | | 0- 0 | | NON-CONFERENCE | | 0- 0 | 0- 1 | | 4- 2 |
| 3- 0 | | 0- 0 | | 0- 0 | | HOME | | 0- 0 | 0- 0 | | 3- 0 |
| 1- 4 | | 0- 1 | | 0- 0 | | AWAY | | 0- 0 | 0- 1 | | 1- 2 |
| 0- 0 | | 0- 0 | | 0- 0 | | NEUTRAL | | 0- 0 | 0- 0 | | 0- 0 |
| 0- 0 | | 0- 0 | | 0- 0 | | CONFERENCE | | 0- 0 | 0- 0 | | 0- 0 |
| 0- 0 | | 0- 0 | | 0- 0 | | HOME | | 0- 0 | 0- 0 | | 0- 0 |
| 0- 0 | | 0- 0 | | 0- 0 | | AWAY | | 0- 0 | 0- 0 | | 0- 0 |
| 0- 0 | | 0- 0 | | 0- 0 | | NEUTRAL | | 0- 0 | 0- 0 | | 0- 0 |

T
o
w
s
o
n

| | | | | | | | | | | | | | | | |
|---------------------------|---|-------------------|-------|-----------|---|----------------|-------|------------|---|----------|-------|--------------------------|---|-------------------|-------|
| RPI 1-25 | | | | RPI 26-50 | | | | RPI 51-100 | | | | RPI 101+ Team's RPI: 227 | | | |
| RPI | S | Opponent | Score | RPI | S | Opponent | Score | RPI | S | Opponent | Score | RPI | S | Opponent | Score |
| 7 | A | Syracuse | 55 98 | | | | | | | | | 122 | A | Wake Forest | 53 60 |
| | | | | | | | | | | | | 170 | H | Massachusetts | 78 53 |
| | | | | | | | | | | | | 195 | A | UMBC | 71 62 |
| | | | | | | | | | | | | 196 | A | Mt. St. Mary's | 78 87 |
| | | | | | | | | | | | | 222 | A | George Washington | 63 76 |
| | | | | | | | | | | | | 312 | H | La Salle | 92 68 |
| | | | | | | | | | | | | 333 | H | Loyola Maryland | 62 57 |
| ----- | | | | | | | | | | | | | | | |
| LAST 12 Division I GAMES: | | | | | | | | | | | | | | | |
| 333 | H | Loyola Maryland | 62 57 | 196 | A | Mt. St. Mary's | 78 87 | | | | | | | | |
| 7 | A | Syracuse | 55 98 | 195 | A | UMBC | 71 62 | | | | | | | | |
| 222 | A | George Washington | 63 76 | 312 | H | La Salle | 92 68 | | | | | | | | |
| | | | | 170 | H | Massachusetts | 78 53 | | | | | | | | |
| | | | | 122 | A | Wake Forest | 53 60 | | | | | | | | |

Non-Div I Games:

Towson

| | | | | | | | | | | | |
|------------------|----------|------|-----------|-----------|----------------|-------------|---------------|-------------|------|----------|-----------|
| Average RPI | Win: | 247 | WON-LOST | WINNING | LAST 10 | STRENGTH OF | OPP. STRENGTH | TEAM | ADJ. | CONF. | ADJ CONF. |
| Average RPI | Loss: | 82 | RECORD | PCT. RANK | GAMES | SCHEDULE | OF SCHEDULE | RPI | RPI | RPI | RPI |
| DIV. I ONLY | | 6- 2 | 66 | 0- 1 | 336 | 72 | 199 | 199 | 21 | 21 | |
| DIV. I NON-CONF. | | 6- 2 | 66 | 0- 1 | 336 | 72 | 199 | 199 | 21 | 21 | |
| ----- | | | | | | | | | | | |
| TOTALS | RPI 1-25 | | RPI 26-50 | | W-L RECORDS | RPI 51-100 | | RPI 101-150 | | RPI 150+ | |
| 6- 2 | 0- 0 | | 0- 0 | | OVERALL | 0- 2 | | 1- 0 | | 5- 0 | |
| 3- 1 | 0- 0 | | 0- 0 | | HOME | 0- 1 | | 0- 0 | | 3- 0 | |
| 1- 1 | 0- 0 | | 0- 0 | | AWAY | 0- 1 | | 0- 0 | | 1- 0 | |
| 2- 0 | 0- 0 | | 0- 0 | | NEUTRAL | 0- 0 | | 1- 0 | | 1- 0 | |
| 6- 2 | 0- 0 | | 0- 0 | | NON-CONFERENCE | 0- 2 | | 1- 0 | | 5- 0 | |
| 3- 1 | 0- 0 | | 0- 0 | | HOME | 0- 1 | | 0- 0 | | 3- 0 | |
| 1- 1 | 0- 0 | | 0- 0 | | AWAY | 0- 1 | | 0- 0 | | 1- 0 | |
| 2- 0 | 0- 0 | | 0- 0 | | NEUTRAL | 0- 0 | | 1- 0 | | 1- 0 | |
| 0- 0 | 0- 0 | | 0- 0 | | CONFERENCE | 0- 0 | | 0- 0 | | 0- 0 | |
| 0- 0 | 0- 0 | | 0- 0 | | HOME | 0- 0 | | 0- 0 | | 0- 0 | |
| 0- 0 | 0- 0 | | 0- 0 | | AWAY | 0- 0 | | 0- 0 | | 0- 0 | |
| 0- 0 | 0- 0 | | 0- 0 | | NEUTRAL | 0- 0 | | 0- 0 | | 0- 0 | |

| RPI 1-25 | | | | RPI 26-50 | | | | RPI 51-100 | | | | RPI 101+ Team's RPI: 199 | | | | | |
|---------------------------|---|----------|-------|-----------|---|------------------|-------|------------|----|--------------|--------------|--------------------------|-----|----------|------------------|-----|----|
| RPI | S | Opponent | Score | RPI | S | Opponent | Score | RPI | S | Opponent | Score | RPI | S | Opponent | Score | | |
| | | | | | | | | 66 | A | Florida St. | 67 | 103 | 139 | N | Sam Houston St. | 84 | 79 |
| | | | | | | | | 98 | H | Middle Tenn. | 64 | 67 | 234 | H | Samford | 72 | 52 |
| | | | | | | | | | | | | | 237 | N | Mississippi Val. | 75 | 54 |
| | | | | | | | | | | | | | 280 | H | Alabama St. | 116 | 46 |
| | | | | | | | | | | | | | 293 | H | Tennessee St. | 92 | 67 |
| | | | | | | | | | | | | | 298 | A | ETSU | 84 | 66 |
| ----- | | | | | | | | | | | | | | | | | |
| LAST 12 Division I GAMES: | | | | | | | | | | | | | | | | | |
| | | | | 280 | H | Alabama St. | 116 | 46 | 98 | H | Middle Tenn. | 64 | 67 | | | | |
| | | | | 237 | N | Mississippi Val. | 75 | 54 | 66 | A | Florida St. | 67 | 103 | | | | |
| | | | | 139 | N | Sam Houston St. | 84 | 79 | | | | | | | | | |
| | | | | 298 | A | ETSU | 84 | 66 | | | | | | | | | |
| | | | | 293 | H | Tennessee St. | 92 | 67 | | | | | | | | | |
| | | | | 234 | H | Samford | 72 | 52 | | | | | | | | | |

Non-Div I Games:

Troy

T
u
l
a
n
e

| | | | | | | | | | | | | | | | | | | | |
|---------------------------|---------------|----------|--------------------|-------------------------------|------------------|-------------------------|------------------------------|-----------------------|-------------|--------------|------------------|-------|-----------------|--|-------|-------|----------------|--|-------|
| Tulane | | | | Through Games Of Dec. 4, 2018 | | | | | | | | | | | | | | | |
| Average RPI Win: | | 177 | WON-LOST RECORD | WINNING PCT. RANK | LAST 10 GAMES | STRENGTH OF SCHEDULE | OPP. STRENGTH OF SCHEDULE | TEAM RPI | ADJ. RPI | CONF. RPI | ADJ CONF. RPI | | | | | | | | |
| Average RPI Loss: | | 2 | | | | | | | | | | | | | | | | | |
| DIV. I ONLY | | | 7- 1 | 25 | 1- 0 | 103 | 36 | 26 | 26 | 8 | 8 | | | | | | | | |
| DIV. I NON-CONF. | | | 7- 1 | 25 | 1- 0 | 103 | 36 | 26 | 26 | 8 | 8 | | | | | | | | |
| ----- | | | | | | | | | | | | | | | | | | | |
| TOTALS | | RPI 1-25 | RPI 26-50 | | W-L RECORDS | | RPI 51-100 | RPI 101-150 | RPI 150+ | | | | | | | | | | |
| 7- 1 | | 0- 1 | 1- 0 | | OVERALL | | 1- 0 | 0- 0 | 5- 0 | | | | | | | | | | |
| 5- 0 | | 0- 0 | 0- 0 | | HOME | | 1- 0 | 0- 0 | 4- 0 | | | | | | | | | | |
| 1- 0 | | 0- 0 | 1- 0 | | AWAY | | 0- 0 | 0- 0 | 0- 0 | | | | | | | | | | |
| 1- 1 | | 0- 1 | 0- 0 | | NEUTRAL | | 0- 0 | 0- 0 | 1- 0 | | | | | | | | | | |
| 7- 1 | | 0- 1 | 1- 0 | | NON-CONFERENCE | | 1- 0 | 0- 0 | 5- 0 | | | | | | | | | | |
| 5- 0 | | 0- 0 | 0- 0 | | HOME | | 1- 0 | 0- 0 | 4- 0 | | | | | | | | | | |
| 1- 0 | | 0- 0 | 1- 0 | | AWAY | | 0- 0 | 0- 0 | 0- 0 | | | | | | | | | | |
| 1- 1 | | 0- 1 | 0- 0 | | NEUTRAL | | 0- 0 | 0- 0 | 1- 0 | | | | | | | | | | |
| 0- 0 | | 0- 0 | 0- 0 | | CONFERENCE | | 0- 0 | 0- 0 | 0- 0 | | | | | | | | | | |
| 0- 0 | | 0- 0 | 0- 0 | | HOME | | 0- 0 | 0- 0 | 0- 0 | | | | | | | | | | |
| 0- 0 | | 0- 0 | 0- 0 | | AWAY | | 0- 0 | 0- 0 | 0- 0 | | | | | | | | | | |
| 0- 0 | | 0- 0 | 0- 0 | | NEUTRAL | | 0- 0 | 0- 0 | 0- 0 | | | | | | | | | | |
| ----- | | | | | | | | | | | | | | | | | | | |
| RPI 1-25 | | | RPI 26-50 | | Team's RPI: 26 | RPI 51-100 | | | RPI 101+ | | | | | | | | | | |
| RPI S | Opponent | | Score | RPI S | Opponent | | Score | RPI S | Opponent | | Score | | | | | | | | |
| 2 N | Cal i forni a | | 57 65 | 29 A | LSU | | 56 54 | 67 H | Washi ngton | | 63 51 | | | | | | | | |
| | | | | | | | | | | | | | | | | | | | |
| | | | | | | | | | | | | 183 H | Ni chol l s St. | | 71 46 | 236 H | Fla. Atlantic | | 88 45 |
| | | | | | | | | | | | | 239 N | Clevel and St. | | 81 72 | 240 H | Texas Southern | | 62 56 |
| | | | | | | | | | | | | 248 H | Southern Mi ss. | | 71 54 | | | | |
| | | | | | | | | | | | | ----- | | | | | | | |
| LAST 12 Division I GAMES: | | | | | | | | | | | | | | | | | | | |
| 67 H Washi ngton | | | 63 51 | 183 H Ni chol l s St. | | | 71 46 | 248 H Southern Mi ss. | | | | 71 54 | | | | | | | |
| 29 A LSU | | | 56 54 | 236 H Fla. Atlantic | | | 88 45 | 239 N Clevel and St. | | | | 81 72 | | | | | | | |
| 240 H Texas Southern | | | 62 56 | 2 N Cal i forni a | | | 57 65 | | | | | | | | | | | | |

T
u
l
a
n
e

Non-Div I Games:

Tulane

| | | | | | | | | | | | |
|----------------------|------|----------|-----------|----------------|-------------|------------|---------------|----------|------|-------|-----------|
| Average RPI Win: 167 | | WON-LOST | WINNING | LAST 10 | STRENGTH OF | | OPP. STRENGTH | TEAM | ADJ. | CONF. | ADJ CONF. |
| Loss: 80 | | RECORD | PCT. RANK | GAMES | SCHEDULE | | OF SCHEDULE | RPI | RPI | RPI | RPI |
| DIV. I ONLY | | 5- 4 | 150 | 0- 1 | 108 | | 56 | 78 | 78 | 8 | 8 |
| DIV. I NON-CONF. | | 5- 4 | 150 | 0- 1 | 108 | | 56 | 78 | 78 | 8 | 8 |
| TOTALS | | RPI 1-25 | RPI 26-50 | W-L RECORDS | | RPI 51-100 | RPI 101-150 | RPI 150+ | | | |
| 5- 4 | 0- 0 | 0- 1 | | OVERALL | | 0- 1 | 3- 2 | 2- 0 | | | |
| 3- 0 | 0- 0 | 0- 0 | | HOME | | 0- 0 | 1- 0 | 2- 0 | | | |
| 1- 4 | 0- 0 | 0- 1 | | AWAY | | 0- 1 | 1- 2 | 0- 0 | | | |
| 1- 0 | 0- 0 | 0- 0 | | NEUTRAL | | 0- 0 | 1- 0 | 0- 0 | | | |
| 5- 4 | 0- 0 | 0- 1 | | NON-CONFERENCE | | 0- 1 | 3- 2 | 2- 0 | | | |
| 3- 0 | 0- 0 | 0- 0 | | HOME | | 0- 0 | 1- 0 | 2- 0 | | | |
| 1- 4 | 0- 0 | 0- 1 | | AWAY | | 0- 1 | 1- 2 | 0- 0 | | | |
| 1- 0 | 0- 0 | 0- 0 | | NEUTRAL | | 0- 0 | 1- 0 | 0- 0 | | | |
| 0- 0 | 0- 0 | 0- 0 | | CONFERENCE | | 0- 0 | 0- 0 | 0- 0 | | | |
| 0- 0 | 0- 0 | 0- 0 | | HOME | | 0- 0 | 0- 0 | 0- 0 | | | |
| 0- 0 | 0- 0 | 0- 0 | | AWAY | | 0- 0 | 0- 0 | 0- 0 | | | |
| 0- 0 | 0- 0 | 0- 0 | | NEUTRAL | | 0- 0 | 0- 0 | 0- 0 | | | |

| RPI 1-25 | | | | RPI 26-50 | | | | RPI 51-100 | | | | Team's RPI: 78 | | | | RPI 101+ | | | |
|------------------------------|---|----------|-------|-----------|---|----------------------|-------|------------|---|---------------|-------|----------------|---|----------------------|-------|----------|---|----------|-------|
| RPI | S | Opponent | Score | RPI | S | Opponent | Score | RPI | S | Opponent | Score | RPI | S | Opponent | Score | RPI | S | Opponent | Score |
| | | | | 39 | A | Ari zona St. | 52 70 | 61 | A | Bel mont | 53 78 | 104 | A | Ameri can | 52 68 | | | | |
| | | | | | | | | | | | | 110 | N | Al abama | 80 73 | | | | |
| | | | | | | | | | | | | 112 | H | Abi lene Chri sti an | 75 63 | | | | |
| | | | | | | | | | | | | 116 | A | SFA | 34 76 | | | | |
| | | | | | | | | | | | | 142 | A | Oral Rob erts | 76 68 | | | | |
| | | | | | | | | | | | | 185 | H | Saint Loui s | 86 75 | | | | |
| | | | | | | | | | | | | 288 | H | Stetson | 55 54 | | | | |
| LAST 12 Di vi si on I GAMES: | | | | | | | | | | | | | | | | | | | |
| | | | | 39 | A | Ari zona St. | 52 70 | 116 | A | SFA | 34 76 | | | | | | | | |
| | | | | 110 | N | Al abama | 80 73 | 185 | H | Saint Loui s | 86 75 | | | | | | | | |
| | | | | 112 | H | Abi lene Chri sti an | 75 63 | 142 | A | Oral Rob erts | 76 68 | | | | | | | | |
| | | | | | | | | 61 | A | Bel mont | 53 78 | | | | | | | | |
| | | | | | | | | 104 | A | Ameri can | 52 68 | | | | | | | | |
| | | | | | | | | 288 | H | Stetson | 55 54 | | | | | | | | |

Non-Div I Games:

Tul sa

| | | | | | | | | | | | |
|------------------|----------|------|-----------|-----------|----------------|-------------|---------------|-------------|------|----------|-----------|
| Average RPI | Win: | 263 | WON-LOST | WINNING | LAST 10 | STRENGTH OF | OPP. STRENGTH | TEAM | ADJ. | CONF. | ADJ CONF. |
| Average RPI | Loss: | 9 | RECORD | PCT. RANK | GAMES | SCHEDULE | OF SCHEDULE | RPI | RPI | RPI | RPI |
| DIV. I ONLY | | 6- 1 | | 34 | 0- 1 | 291 | 183 | 143 | 143 | 17 | 17 |
| DIV. I NON-CONF. | | 6- 1 | | 34 | 0- 1 | 291 | 183 | 143 | 143 | 17 | 17 |
| ----- | | | | | | | | | | | |
| TOTALS | RPI 1-25 | | RPI 26-50 | | W-L RECORDS | RPI 51-100 | | RPI 101-150 | | RPI 150+ | |
| 6- 1 | 0- 1 | | 0- 0 | | OVERALL | 0- 0 | | 0- 0 | | 6- 0 | |
| 4- 0 | 0- 0 | | 0- 0 | | HOME | 0- 0 | | 0- 0 | | 4- 0 | |
| 1- 0 | 0- 0 | | 0- 0 | | AWAY | 0- 0 | | 0- 0 | | 1- 0 | |
| 1- 1 | 0- 1 | | 0- 0 | | NEUTRAL | 0- 0 | | 0- 0 | | 1- 0 | |
| 6- 1 | 0- 1 | | 0- 0 | | NON-CONFERENCE | 0- 0 | | 0- 0 | | 6- 0 | |
| 4- 0 | 0- 0 | | 0- 0 | | HOME | 0- 0 | | 0- 0 | | 4- 0 | |
| 1- 0 | 0- 0 | | 0- 0 | | AWAY | 0- 0 | | 0- 0 | | 1- 0 | |
| 1- 1 | 0- 1 | | 0- 0 | | NEUTRAL | 0- 0 | | 0- 0 | | 1- 0 | |
| 0- 0 | 0- 0 | | 0- 0 | | CONFERENCE | 0- 0 | | 0- 0 | | 0- 0 | |
| 0- 0 | 0- 0 | | 0- 0 | | HOME | 0- 0 | | 0- 0 | | 0- 0 | |
| 0- 0 | 0- 0 | | 0- 0 | | AWAY | 0- 0 | | 0- 0 | | 0- 0 | |
| 0- 0 | 0- 0 | | 0- 0 | | NEUTRAL | 0- 0 | | 0- 0 | | 0- 0 | |

| RPI 1-25 | | | | RPI 26-50 | | | | RPI 51-100 | | | | RPI 101+ Team's RPI: 143 | | | |
|---------------------------|---|-------------|-------|-----------|---|-----------------|-------|------------|---|----------|-------|--------------------------|---|-----------------|-------|
| RPI | S | Opponent | Score | RPI | S | Opponent | Score | RPI | S | Opponent | Score | RPI | S | Opponent | Score |
| 9 | N | Tennessee | 69 73 | | | | | | | | | 180 | N | Oklahoma | 89 84 |
| | | | | | | | | | | | | 209 | H | Appalachian St. | 80 61 |
| | | | | | | | | | | | | 218 | H | Alabama A&M | 82 47 |
| | | | | | | | | | | | | 295 | H | Memphis | 85 54 |
| | | | | | | | | | | | | 324 | A | Chicago St. | 90 45 |
| | | | | | | | | | | | | 349 | H | Alcorn | 80 53 |
| LAST 12 Division I GAMES: | | | | | | | | | | | | | | | |
| 9 | N | Tennessee | 69 73 | 209 | H | Appalachian St. | 80 61 | | | | | | | | |
| 349 | H | Alcorn | 80 53 | | | | | | | | | | | | |
| 218 | H | Alabama A&M | 82 47 | | | | | | | | | | | | |
| 180 | N | Oklahoma | 89 84 | | | | | | | | | | | | |
| 324 | A | Chicago St. | 90 45 | | | | | | | | | | | | |
| 295 | H | Memphis | 85 54 | | | | | | | | | | | | |

Non-Div I Games:

UAB

Average RPI Loss: 55

| | | | | | | | | | |
|------------------|----------|-----------|----------------|------------|-------------|----------|-----|----|----|
| DIV. I ONLY | 3- 5 | 216 | 0- 1 | 60 | 103 | 124 | 124 | 18 | 18 |
| DIV. I NON-CONF. | 3- 5 | 216 | 0- 1 | 60 | 103 | 124 | 124 | 18 | 18 |
| TOTALS | RPI 1-25 | RPI 26-50 | W-L RECORDS | RPI 51-100 | RPI 101-150 | RPI 150+ | | | |
| 3- 5 | 0- 1 | 0- 1 | OVERALL | 0- 3 | 0- 0 | 3- 0 | | | |
| 1- 1 | 0- 0 | 0- 1 | HOME | 0- 0 | 0- 0 | 1- 0 | | | |
| 1- 4 | 0- 1 | 0- 0 | AWAY | 0- 3 | 0- 0 | 1- 0 | | | |
| 1- 0 | 0- 0 | 0- 0 | NEUTRAL | 0- 0 | 0- 0 | 1- 0 | | | |
| 3- 5 | 0- 1 | 0- 1 | NON-CONFERENCE | 0- 3 | 0- 0 | 3- 0 | | | |
| 1- 1 | 0- 0 | 0- 1 | HOME | 0- 0 | 0- 0 | 1- 0 | | | |
| 1- 4 | 0- 1 | 0- 0 | AWAY | 0- 3 | 0- 0 | 1- 0 | | | |
| 1- 0 | 0- 0 | 0- 0 | NEUTRAL | 0- 0 | 0- 0 | 1- 0 | | | |
| 0- 0 | 0- 0 | 0- 0 | CONFERENCE | 0- 0 | 0- 0 | 0- 0 | | | |
| 0- 0 | 0- 0 | 0- 0 | HOME | 0- 0 | 0- 0 | 0- 0 | | | |
| 0- 0 | 0- 0 | 0- 0 | AWAY | 0- 0 | 0- 0 | 0- 0 | | | |
| 0- 0 | 0- 0 | 0- 0 | NEUTRAL | 0- 0 | 0- 0 | 0- 0 | | | |

| RPI 1-25 | | | | RPI 26-50 | | | | RPI 51-100 | | | | RPI 101+ Team's RPI: 124 | | | |
|---------------------------|---|--------------|-------|-----------|---|-------------------|-------|------------|---|-------------------|-------|--------------------------|---|-----------------|-------|
| RPI | S | Opponent | Score | RPI | S | Opponent | Score | RPI | S | Opponent | Score | RPI | S | Opponent | Score |
| 25 | A | Stanford | 43 71 | 36 | H | Paci fi c | 80 83 | 60 | A | Portland St. | 50 65 | 181 | H | Southern Utah | 68 45 |
| | | | | | | | | 64 | A | Montana | 56 62 | 203 | N | Nevada | 84 68 |
| | | | | | | | | 91 | A | Loyol a Marymount | 53 60 | 246 | A | Washingt on St. | 75 62 |
| LAST 12 Division I GAMES: | | | | | | | | | | | | | | | |
| 60 | A | Portland St. | 50 65 | 64 | A | Montana | 56 62 | | | | | | | | |
| 36 | H | Paci fi c | 80 83 | 203 | N | Nevada | 84 68 | | | | | | | | |
| 25 | A | Stanford | 43 71 | 91 | A | Loyol a Marymount | 53 60 | | | | | | | | |
| | | | | 181 | H | Southern Utah | 68 45 | | | | | | | | |
| | | | | 246 | A | Washingt on St. | 75 62 | | | | | | | | |

UC Davi s

| | | | | | | | | | | | | | | | | | | | | | | | | | | | | | | | | |
|----------------------|---|----------|--|-----------------|--|--|-------|-------------------|---|----------|--|----------------|--|--|-------|-------------------------------|---|----------|--|---------------------------|--|--|-------|----------------|---|-------------------|--|-----------|--|---------------|-------|----|
| UC Irvine | | | | | | | | | | | | | | | | Through Games Of Dec. 4, 2018 | | | | | | | | | | | | | | | | |
| Average RPI Win: 210 | | | | WON-LOST RECORD | | | | WINNING PCT. RANK | | | | LAST 10 GAMES | | | | STRENGTH OF SCHEDULE | | | | OPP. STRENGTH OF SCHEDULE | | | | TEAM RPI | | ADJ. RPI | | CONF. RPI | | ADJ CONF. RPI | | |
| Average RPI Loss: 0 | | | | | | | | | | | | | | | | | | | | | | | | | | | | | | | | |
| DIV. I ONLY | | | | 6- 0 | | | | 1 | | | | 1- 0 | | | | 313 | | | | 87 | | | | 94 | | 94 | | 18 | | 18 | | |
| DIV. I NON-CONF. | | | | 6- 0 | | | | 1 | | | | 1- 0 | | | | 313 | | | | 87 | | | | 94 | | 94 | | 18 | | 18 | | |
| ----- | | | | | | | | | | | | | | | | | | | | | | | | | | | | | | | | |
| TOTALS | | | | RPI 1-25 | | | | RPI 26-50 | | | | W-L RECORDS | | | | RPI 51-100 | | | | RPI 101-150 | | | | RPI 150+ | | | | | | | | |
| 6- 0 | | | | 0- 0 | | | | 0- 0 | | | | OVERALL | | | | 0- 0 | | | | 1- 0 | | | | 5- 0 | | | | | | | | |
| 3- 0 | | | | 0- 0 | | | | 0- 0 | | | | HOME | | | | 0- 0 | | | | 0- 0 | | | | 3- 0 | | | | | | | | |
| 1- 0 | | | | 0- 0 | | | | 0- 0 | | | | AWAY | | | | 0- 0 | | | | 0- 0 | | | | 1- 0 | | | | | | | | |
| 2- 0 | | | | 0- 0 | | | | 0- 0 | | | | NEUTRAL | | | | 0- 0 | | | | 1- 0 | | | | 1- 0 | | | | | | | | |
| 6- 0 | | | | 0- 0 | | | | 0- 0 | | | | NON-CONFERENCE | | | | 0- 0 | | | | 1- 0 | | | | 5- 0 | | | | | | | | |
| 3- 0 | | | | 0- 0 | | | | 0- 0 | | | | HOME | | | | 0- 0 | | | | 0- 0 | | | | 3- 0 | | | | | | | | |
| 1- 0 | | | | 0- 0 | | | | 0- 0 | | | | AWAY | | | | 0- 0 | | | | 0- 0 | | | | 1- 0 | | | | | | | | |
| 2- 0 | | | | 0- 0 | | | | 0- 0 | | | | NEUTRAL | | | | 0- 0 | | | | 1- 0 | | | | 1- 0 | | | | | | | | |
| 0- 0 | | | | 0- 0 | | | | 0- 0 | | | | CONFERENCE | | | | 0- 0 | | | | 0- 0 | | | | 0- 0 | | | | | | | | |
| 0- 0 | | | | 0- 0 | | | | 0- 0 | | | | HOME | | | | 0- 0 | | | | 0- 0 | | | | 0- 0 | | | | | | | | |
| 0- 0 | | | | 0- 0 | | | | 0- 0 | | | | AWAY | | | | 0- 0 | | | | 0- 0 | | | | 0- 0 | | | | | | | | |
| 0- 0 | | | | 0- 0 | | | | 0- 0 | | | | NEUTRAL | | | | 0- 0 | | | | 0- 0 | | | | 0- 0 | | | | | | | | |
| ----- | | | | | | | | | | | | | | | | | | | | | | | | | | | | | | | | |
| RPI 1-25 | | | | | | | | RPI 26-50 | | | | | | | | RPI 51-100 | | | | | | | | Team's RPI: 94 | | | | | | | | |
| RPI | S | Opponent | | | | | Score | RPI | S | Opponent | | | | | Score | RPI | S | Opponent | | | | | Score | RPI | S | Opponent | | | | | Score | |
| | | | | | | | | | | | | | | | | | | | | | | | | RPI 101+ | | | | | | | | |
| | | | | | | | | | | | | | | | | | | | | | | | | 101 | N | Indiana St. | | | | | 77 | 61 |
| | | | | | | | | | | | | | | | | | | | | | | | | 168 | H | UNLV | | | | | 57 | 55 |
| | | | | | | | | | | | | | | | | | | | | | | | | 181 | H | Southern Utah | | | | | 75 | 58 |
| | | | | | | | | | | | | | | | | | | | | | | | | 212 | A | San Jose St. | | | | | 74 | 66 |
| | | | | | | | | | | | | | | | | | | | | | | | | 252 | H | CSU Bakersfi el d | | | | | 85 | 78 |
| | | | | | | | | | | | | | | | | | | | | | | | | 348 | N | LIU Brookl yn | | | | | 84 | 71 |
| | | | | | | | | | | | | | | | | | | | | | | | | | | | | | | | | |
| | | | | | | | | | | | | | | | | | | | | | | | | | | | | | | | | |
| | | | | | | | | | | | | | | | | | | | | | | | | | | | | | | | | |
| | | | | | | | | | | | | | | | | | | | | | | | | | | | | | | | | |
| | | | | | | | | | | | | | | | | | | | | | | | | | | | | | | | | |
| | | | | | | | | | | | | | | | | | | | | | | | | | | | | | | | | |
| | | | | | | | | | | | | | | | | | | | | | | | | | | | | | | | | |
| | | | | | | | | | | | | | | | | | | | | | | | | | | | | | | | | |
| | | | | | | | | | | | | | | | | | | | | | | | | | | | | | | | | |
| | | | | | | | | | | | | | | | | | | | | | | | | | | | | | | | | |
| | | | | | | | | | | | | | | | | | | | | | | | | | | | | | | | | |
| | | | | | | | | | | | | | | | | | | | | | | | | | | | | | | | | |
| | | | | | | | | | | | | | | | | | | | | | | | | | | | | | | | | |
| | | | | | | | | | | | | | | | | | | | | | | | | | | | | | | | | |
| | | | | | | | | | | | | | | | | | | | | | | | | | | | | | | | | |
| | | | | | | | | | | | | | | | | | | | | | | | | | | | | | | | | |
| | | | | | | | | | | | | | | | | | | | | | | | | | | | | | | | | |
| | | | | | | | | | | | | | | | | | | | | | | | | | | | | | | | | |
| | | | | | | | | | | | | | | | | | | | | | | | | | | | | | | | | |
| | | | | | | | | | | | | | | | | | | | | | | | | | | | | | | | | |
| | | | | | | | | | | | | | | | | | | | | | | | | | | | | | | | | |
| | | | | | | | | | | | | | | | | | | | | | | | | | | | | | | | | |
| | | | | | | | | | | | | | | | | | | | | | | | | | | | | | | | | |
| | | | | | | | | | | | | | | | | | | | | | | | | | | | | | | | | |
| | | | | | | | | | | | | | | | | | | | | | | | | | | | | | | | | |
| | | | | | | | | | | | | | | | | | | | | | | | | | | | | | | | | |
| | | | | | | | | | | | | | | | | | | | | | | | | | | | | | | | | |
| | | | | | | | | | | | | | | | | | | | | | | | | | | | | | | | | |
| | | | | | | | | | | | | | | | | | | | | | | | | | | | | | | | | |
| | | | | | | | | | | | | | | | | | | | | | | | | | | | | | | | | |
| | | | | | | | | | | | | | | | | | | | | | | | | | | | | | | | | |
| | | | | | | | | | | | | | | | | | | | | | | | | | | | | | | | | |
| | | | | | | | | | | | | | | | | | | | | | | | | | | | | | | | | |
| | | | | | | | | | | | | | | | | | | | | | | | | | | | | | | | | |
| | | | | | | | | | | | | | | | | | | | | | | | | | | | | | | | | |
| | | | | | | | | | | | | | | | | | | | | | | | | | | | | | | | | |
| | | | | | | | | | | | | | | | | | | | | | | | | | | | | | | | | |
| | | | | | | | | | | | | | | | | | | | | | | | | | | | | | | | | |
| | | | | | | | | | | | | | | | | | | | | | | | | | | | | | | | | |
| | | | | | | | | | | | | | | | | | | | | | | | | | | | | | | | | |
| | | | | | | | | | | | | | | | | | | | | | | | | | | | | | | | | |
| | | | | | | | | | | | | | | | | | | | | | | | | | | | | | | | | |
| | | | | | | | | | | | | | | | | | | | | | | | | | | | | | | | | |
| | | | | | | | | | | | | | | | | | | | | | | | | | | | | | | | | |
| | | | | | | | | | | | | | | | | | | | | | | | | | | | | | | | | |
| | | | | | | | | | | | | | | | | | | | | | | | | | | | | | | | | |
| | | | | | | | | | | | | | | | | | | | | | | | | | | | | | | | | |
| | | | | | | | | | | | | | | | | | | | | | | | | | | | | | | | | |
| | | | | | | | | | | | | | | | | | | | | | | | | | | | | | | | | |
| | | | | | | | | | | | | | | | | | | | | | | | | | | | | | | | | |
| | | | | | | | | | | | | | | | | | | | | | | | | | | | | | | | | |
| | | | | | | | | | | | | | | | | | | | | | | | | | | | | | | | | |
| | | | | | | | | | | | | | | | | | | | | | | | | | | | | | | | | |
| | | | | | | | | | | | | | | | | | | | | | | | | | | | | | | | | |
| | | | | | | | | | | | | | | | | | | | | | | | | | | | | | | | | |
| | | | | | | | | | | | | | | | | | | | | | | | | | | | | | | | | |
| | | | | | | | | | | | | | | | | | | | | | | | | | | | | | | | | |
| | | | | | | | | | | | | | | | | | | | | | | | | | | | | | | | | |
| | | | | | | | | | | | | | | | | | | | | | | | | | | | | | | | | |
| | | | | | | | | | | | | | | | | | | | | | | | | | | | | | | | | |
| | | | | | | | | | | | | | | | | | | | | | | | | | | | | | | | | |
| | | | | | | | | | | | | | | | | | | | | | | | | | | | | | | | | |
| | | | | | | | | | | | | | | | | | | | | | | | | | | | | | | | | |
| | | | | | | | | | | | | | | | | | | | | | | | | | | | | | | | | |
| | | | | | | | | | | | | | | | | | | | | | | | | | | | | | | | | |
| | | | | | | | | | | | | | | | | | | | | | | | | | | | | | | | | |
| | | | | | | | | | | | | | | | | | | | | | | | | | | | | | | | | |
| | | | | | | | | | | | | | | | | | | | | | | | | | | | | | | | | |
| | | | | | | | | | | | | | | | | | | | | | | | | | | | | | | | | |
| | | | | | | | | | | | | | | | | | | | | | | | | | | | | | | | | |
| | | | | | | | | | | | | | | | | | | | | | | | | | | | | | | | | |
| | | | | | | | | | | | | | | | | | | | | | | | | | | | | | | | | |
| | | | | | | | | | | | | | | | | | | | | | | | | | | | | | | | | |
| | | | | | | | | | | | | | | | | | | | | | | | | | | | | | | | | |
| | | | | | | | | | | | | | | | | | | | | | | | | | | | | | | | | |
| | | | | | | | | | | | | | | | | | | | | | | | | | | | | | | | | |
| | | | | | | | | | | | | | | | | | | | | | | | | | | | | | | | | |
| | | | | | | | | | | | | | | | | | | | | | | | | | | | | | | | | |
| | | | | | | | | | | | | | | | | | | | | | | | | | | | | | | | | |
| | | | | | | | | | | | | | | | | | | | | | | | | | | | | | | | | |
| | | | | | | | | | | | | | | | | | | | | | | | | | | | | | | | | |
| | | | | | | | | | | | | | | | | | | | | | | | | | | | | | | | | |
| | | | | | | | | | | | | | | | | | | | | | | | | | | | | | | | | |
| | | | | | | | | | | | | | | | | | | | | | | | | | | | | | | | | |
| | | | | | | | | | | | | | | | | | | | | | | | | | | | | | | | | |
| | | | | | | | | | | | | | | | | | | | | | | | | | | | | | | | | |
| | | | | | | | | | | | | | | | | | | | | | | | | | | | | | | | | |
| | | | | | | | | | | | | | | | | | | | | | | | | | | | | | | | | |
| | | | | | | | | | | | | | | | | | | | | | | | | | | | | | | | | |
| | | | | | | | | | | | | | | | | | | | | | | | | | | | | | | | | |
| | | | | | | | | | | | | | | | | | | | | | | | | | | | | | | | | |
| | | | | | | | | | | | | | | | | | | | | | | | | | | | | | | | | |
| | | | | | | | | | | | | | | | | | | | | | | | | | | | | | | | | |
| | | | | | | | | | | | | | | | | | | | | | | | | | | | | | | | | |
| | | | | | | | | | | | | | | | | | | | | | | | | | | | | | | | | |
| | | | | | | | | | | | | | | | | | | | | | | | | | | | | | | | | |
| | | | | | | | | | | | | | | | | | | | | | | | | | | | | | | | | |
| | | | | | | | | | | | | | | | | | | | | | | | | | | | | | | | | |
| | | | | | | | | | | | | | | | | | | | | | | | | | | | | | | | | |
| | | | | | | | | | | | | | | | | | | | | | | | | | | | | | | | | |
| | | | | | | | | | | | | | | | | | | | | | | | | | | | | | | | | |
| | | | | | | | | | | | | | | | | | | | | | | | | | | | | | | | | |
| | | | | | | | | | | | | | | | | | | | | | | | | | | | | | | | | |
| | | | | | | | | | | | | | | | | | | | | | | | | | | | | | | | | |
| | | | | | | | | | | | | | | | | | | | | | | | | | | | | | | | | |
| | | | | | | | | | | | | | | | | | | | | | | | | | | | | | | | | |
| | | | | | | | | | | | | | | | | | | | | | | | | | | | | | | | | |
| | | | | | | | | | | | | | | | | | | | | | | | | | | | | | | | | |
| | | | | | | | | | | | | | | | | | | | | | | | | | | | | | | | | |
| | | | | | | | | | | | | | | | | | | | | | | | | | | | | | | | | |
| | | | | | | | | | | | | | | | | | | | | | | | | | | | | | | | | |
| | | | | | | | | | | | | | | | | | | | | | | | | | | | | | | | | |
| | | | | | | | | | | | | | | | | | | | | | | | | | | | | | | | | |
| | | | | | | | | | | | | | | | | | | | | | | | | | | | | | | | | |
| | | | | | | | | | | | | | | | | | | | | | | | | | | | | | | | | |
| | | | | | | | | | | | | | | | | | | | | | | | | | | | | | | | | |
| | | | | | | | | | | | | | | | | | | | | | | | | | | | | | | | | |
| | | | | | | | | | | | | | | | | | | | | | | | | | | | | | | | | |
| | | | | | | | | | | | | | | | | | | | | | | | | | | | | | | | | |
| | | | | | | | | | | | | | | | | | | | | | | | | | | | | | | | | |
| | | | | | | | | | | | | | | | | | | | | | | | | | | | | | | | | |
| | | | | | | | | | | | | | | | | | | | | | | | | | | | | | | | | |
| | | | | | | | | | | | | | | | | | | | | | | | | | | | | | | | | |
| | | | | | | | | | | | | | | | | | | | | | | | | | | | | | | | | |
| | | | | | | | | | | | | | | | | | | | | | | | | | | | | | | | | |
| | | | | | | | | | | | | | | | | | | | | | | | | | | | | | | | | |
| | | | | | | | | | | | | | | | | | | | | | | | | | | | | | | | | |
| | | | | | | | | | | | | | | | | | | | | | | | | | | | | | | | | |
| | | | | | | | | | | | | | | | | | | | | | | | | | | | | | | | | |
| | | | | | | | | | | | | | | | | | | | | | | | | | | | | | | | | |
| | | | | | | | | | | | | | | | | | | | | | | | | | | | | | | | | |
| | | | | | | | | | | | | | | | | | | | | | | | | | | | | | | | | |
| | | | | | | | | | | | | | | | | | | | | | | | | | | | | | | | | |
| | | | | | | | | | | | | | | | | | | | | | | | | | | | | | | | | |
| | | | | | | | | | | | | | | | | | | | | | | | | | | | | | | | | |
| | | | | | | | | | | | | | | | | | | | | | | | | | | | | | | | | |
| | | | | | | | | | | | | | | | | | | | | | | | | | | | | | | | | |
| | | | | | | | | | | | | | | | | | | | | | | | | | | | | | | | | |
| | | | | | | | | | | | | | | | | | | | | | | | | | | | | | | | | |
| | | | | | | | | | | | | | | | | | | | | | | | | | | | | | | | | |
| | | | | | | | | | | | | | | | | | | | | | | | | | | | | | | | | |
| | | | | | | | | | | | | | | | | | | | | | | | | | | | | | | | | |
| | | | | | | | | | | | | | | | | | | | | | | | | | | | | | | | | |
| | | | | | | | | | | | | | | | | | | | | | | | | | | | | | | | | |
| | | | | | | | | | | | | | | | | | | | | | | | | | | | | | | | | |
| | | | | | | | | | | | | | | | | | | | | | | | | | | | | | | | | |
| | | | | | | | | | | | | | | | | | | | | | | | | | | | | | | | | |

| | | | | | | | | | | |
|-------------------|----------|-----------|----------------|------------|-------------|---------------|------|------|-------|-----------|
| Average RPI Win: | 199 | WON-LOST | WINNING | LAST 10 | STRENGTH OF | OPP. STRENGTH | TEAM | ADJ. | CONF. | ADJ CONF. |
| Average RPI Loss: | 82 | RECORD | PCT. RANK | GAMES | SCHEDULE | OF SCHEDULE | RPI | RPI | RPI | RPI |
| DIV. I ONLY | 2- 5 | 246 | 1- 0 | 7 | 247 | 107 | 107 | 18 | 18 | |
| DIV. I NON-CONF. | 2- 5 | 246 | 1- 0 | 7 | 247 | 107 | 107 | 18 | 18 | |
| ----- | | | | | | | | | | |
| TOTALS | RPI 1-25 | RPI 26-50 | W-L RECORDS | RPI 51-100 | RPI 101-150 | RPI 150+ | | | | |
| 2- 5 | 0- 1 | 0- 1 | OVERALL | 0- 1 | 0- 1 | 2- 1 | | | | |
| 2- 0 | 0- 0 | 0- 0 | HOME | 0- 0 | 0- 0 | 2- 0 | | | | |
| 0- 3 | 0- 0 | 0- 1 | AWAY | 0- 1 | 0- 1 | 0- 0 | | | | |
| 0- 2 | 0- 1 | 0- 0 | NEUTRAL | 0- 0 | 0- 0 | 0- 1 | | | | |
| 2- 5 | 0- 1 | 0- 1 | NON-CONFERENCE | 0- 1 | 0- 1 | 2- 1 | | | | |
| 2- 0 | 0- 0 | 0- 0 | HOME | 0- 0 | 0- 0 | 2- 0 | | | | |
| 0- 3 | 0- 0 | 0- 1 | AWAY | 0- 1 | 0- 1 | 0- 0 | | | | |
| 0- 2 | 0- 1 | 0- 0 | NEUTRAL | 0- 0 | 0- 0 | 0- 1 | | | | |
| 0- 0 | 0- 0 | 0- 0 | CONFERENCE | 0- 0 | 0- 0 | 0- 0 | | | | |
| 0- 0 | 0- 0 | 0- 0 | HOME | 0- 0 | 0- 0 | 0- 0 | | | | |
| 0- 0 | 0- 0 | 0- 0 | AWAY | 0- 0 | 0- 0 | 0- 0 | | | | |
| 0- 0 | 0- 0 | 0- 0 | NEUTRAL | 0- 0 | 0- 0 | 0- 0 | | | | |

| RPI 1-25 | | | | RPI 26-50 | | | | RPI 51-100 | | | | RPI 101+ Team's RPI: 107 | | | |
|---------------------------|---|---------------------|-------|-----------|---|---------------|-------|------------|---|---------------------|-------|--------------------------|---|---------------|-------|
| RPI | S | Opponent | Score | RPI | S | Opponent | Score | RPI | S | Opponent | Score | RPI | S | Opponent | Score |
| 6 | N | Oregon | 44 94 | 44 | A | Oklahoma St. | 51 76 | 62 | A | Southern California | 55 73 | 119 | A | BYU | 70 72 |
| | | | | | | | | | | | | 177 | N | Milwaukee | 54 56 |
| | | | | | | | | | | | | 181 | H | Southern Utah | 56 50 |
| | | | | | | | | | | | | 216 | H | Coastal Caro. | 62 43 |
| LAST 12 Division I GAMES: | | | | | | | | | | | | | | | |
| 216 | H | Coastal Caro. | 62 43 | 181 | H | Southern Utah | 56 50 | | | | | | | | |
| 44 | A | Oklahoma St. | 51 76 | 177 | N | Milwaukee | 54 56 | | | | | | | | |
| 119 | A | BYU | 70 72 | 6 | N | Oregon | 44 94 | | | | | | | | |
| 62 | A | Southern California | 55 73 | | | | | | | | | | | | |

Non-Div I Games:

UC Riverside

| | | | | | | | | | | |
|-------------------|----------|-----------|----------------|------------|-------------|---------------|------|------|-------|-----------|
| Average RPI Win: | 314 | WON-LOST | WINNING | LAST 10 | STRENGTH OF | OPP. STRENGTH | TEAM | ADJ. | CONF. | ADJ CONF. |
| Average RPI Loss: | 146 | RECORD | PCT. RANK | GAMES | SCHEDULE | OF SCHEDULE | RPI | RPI | RPI | RPI |
| DIV. I ONLY | 2- 6 | 269 | 1- 0 | 268 | 190 | 306 | 306 | 18 | 18 | |
| DIV. I NON-CONF. | 2- 6 | 269 | 1- 0 | 268 | 190 | 306 | 306 | 18 | 18 | |
| ----- | | | | | | | | | | |
| TOTALS | RPI 1-25 | RPI 26-50 | W-L RECORDS | RPI 51-100 | RPI 101-150 | RPI 150+ | | | | |
| 2- 6 | 0- 0 | 0- 1 | OVERALL | 0- 2 | 0- 0 | 2- 3 | | | | |
| 1- 3 | 0- 0 | 0- 1 | HOME | 0- 1 | 0- 0 | 1- 1 | | | | |
| 0- 3 | 0- 0 | 0- 0 | AWAY | 0- 1 | 0- 0 | 0- 2 | | | | |
| 1- 0 | 0- 0 | 0- 0 | NEUTRAL | 0- 0 | 0- 0 | 1- 0 | | | | |
| 2- 6 | 0- 0 | 0- 1 | NON-CONFERENCE | 0- 2 | 0- 0 | 2- 3 | | | | |
| 1- 3 | 0- 0 | 0- 1 | HOME | 0- 1 | 0- 0 | 1- 1 | | | | |
| 0- 3 | 0- 0 | 0- 0 | AWAY | 0- 1 | 0- 0 | 0- 2 | | | | |
| 1- 0 | 0- 0 | 0- 0 | NEUTRAL | 0- 0 | 0- 0 | 1- 0 | | | | |
| 0- 0 | 0- 0 | 0- 0 | CONFERENCE | 0- 0 | 0- 0 | 0- 0 | | | | |
| 0- 0 | 0- 0 | 0- 0 | HOME | 0- 0 | 0- 0 | 0- 0 | | | | |
| 0- 0 | 0- 0 | 0- 0 | AWAY | 0- 0 | 0- 0 | 0- 0 | | | | |
| 0- 0 | 0- 0 | 0- 0 | NEUTRAL | 0- 0 | 0- 0 | 0- 0 | | | | |

| RPI 1-25 | | | | RPI 26-50 | | | | RPI 51-100 | | | | RPI 101+ Team's RPI : 306 | | | |
|---------------------------|---|----------|-------|-----------|---|-------------------|-------|------------|---|---------------------|-------|---------------------------|---|-----------------|-------|
| RPI | S | Opponent | Score | RPI | S | Opponent | Score | RPI | S | Opponent | Score | RPI | S | Opponent | Score |
| | | | | 50 | H | Saint Mary's (CA) | 55 80 | 62 | A | Southern California | 39 82 | 168 | A | UNLV | 51 69 |
| | | | | | | | | 91 | H | Loyola Marymount | 57 70 | 252 | H | CSU Bakersfield | 48 56 |
| | | | | | | | | | | | | 254 | A | Utah Valley | 54 63 |
| | | | | | | | | | | | | 299 | N | Dartmouth | 62 56 |
| | | | | | | | | | | | | 329 | H | Grand Canyon | 66 55 |
| LAST 12 Division I GAMES: | | | | | | | | | | | | | | | |
| | | | | 299 | N | Dartmouth | 62 56 | 50 | H | Saint Mary's (CA) | 55 80 | | | | |
| | | | | 329 | H | Grand Canyon | 66 55 | 168 | A | UNLV | 51 69 | | | | |
| | | | | | | | | 91 | H | Loyola Marymount | 57 70 | | | | |
| | | | | | | | | 62 | A | Southern California | 39 82 | | | | |
| | | | | | | | | 252 | H | CSU Bakersfield | 48 56 | | | | |
| | | | | | | | | 254 | A | Utah Valley | 54 63 | | | | |

Non-Div I Games:

UC Santa Barbara

| | | | | | | | | | | | |
|------------------|----------|------|-----------|-----------|----------------|-------------|---------------|-------------|------|----------|-----------|
| Average RPI | Win: | 181 | WON-LOST | WINNING | LAST 10 | STRENGTH OF | OPP. STRENGTH | TEAM | ADJ. | CONF. | ADJ CONF. |
| Average RPI | Loss: | 49 | RECORD | PCT. RANK | GAMES | SCHEDULE | OF SCHEDULE | RPI | RPI | RPI | RPI |
| DIV. I ONLY | | 6- 1 | | 34 | 1- 0 | 190 | 85 | 42 | 42 | 8 | 8 |
| DIV. I NON-CONF. | | 6- 1 | | 34 | 1- 0 | 190 | 85 | 42 | 42 | 8 | 8 |
| ----- | | | | | | | | | | | |
| TOTALS | RPI 1-25 | | RPI 26-50 | | W-L RECORDS | RPI 51-100 | | RPI 101-150 | | RPI 150+ | |
| 6- 1 | 0- 0 | | 0- 1 | | OVERALL | 2- 0 | | 1- 0 | | 3- 0 | |
| 3- 0 | 0- 0 | | 0- 0 | | HOME | 2- 0 | | 0- 0 | | 1- 0 | |
| 3- 1 | 0- 0 | | 0- 1 | | AWAY | 0- 0 | | 1- 0 | | 2- 0 | |
| 0- 0 | 0- 0 | | 0- 0 | | NEUTRAL | 0- 0 | | 0- 0 | | 0- 0 | |
| 6- 1 | 0- 0 | | 0- 1 | | NON-CONFERENCE | 2- 0 | | 1- 0 | | 3- 0 | |
| 3- 0 | 0- 0 | | 0- 0 | | HOME | 2- 0 | | 0- 0 | | 1- 0 | |
| 3- 1 | 0- 0 | | 0- 1 | | AWAY | 0- 0 | | 1- 0 | | 2- 0 | |
| 0- 0 | 0- 0 | | 0- 0 | | NEUTRAL | 0- 0 | | 0- 0 | | 0- 0 | |
| 0- 0 | 0- 0 | | 0- 0 | | CONFERENCE | 0- 0 | | 0- 0 | | 0- 0 | |
| 0- 0 | 0- 0 | | 0- 0 | | HOME | 0- 0 | | 0- 0 | | 0- 0 | |
| 0- 0 | 0- 0 | | 0- 0 | | AWAY | 0- 0 | | 0- 0 | | 0- 0 | |
| 0- 0 | 0- 0 | | 0- 0 | | NEUTRAL | 0- 0 | | 0- 0 | | 0- 0 | |

| RPI 1-25 | | | | RPI 26-50 | | | | RPI 51-100 | | | | RPI 101+ | | | |
|---------------------------|---|----------|-------|-----------|---|------------------|-------|------------|---|--------------------|-------|----------|---|--------------------|-------|
| RPI | S | Opponent | Score | RPI | S | Opponent | Score | RPI | S | Opponent | Score | RPI | S | Opponent | Score |
| | | | | 49 | A | Central Mi ch. | 68 75 | 70 | H | Vi l l a n o v a | 71 56 | 108 | A | Pi t t s b u r g h | 61 58 |
| | | | | | | | | 99 | H | Chattanooga | 75 37 | 211 | A | Mercer | 76 42 |
| | | | | | | | | | | | | 288 | A | Stetson | 78 55 |
| | | | | | | | | | | | | 309 | H | Ri chmond | 70 48 |
| LAST 12 Division I GAMES: | | | | | | | | | | | | | | | |
| | | | | 99 | H | Chattanooga | 75 37 | 108 | A | Pi t t s b u r g h | 61 58 | | | | |
| | | | | 70 | H | Vi l l a n o v a | 71 56 | | | | | | | | |
| | | | | 309 | H | Ri chmond | 70 48 | | | | | | | | |
| | | | | 49 | A | Central Mi ch. | 68 75 | | | | | | | | |
| | | | | 211 | A | Mercer | 76 42 | | | | | | | | |
| | | | | 288 | A | Stetson | 78 55 | | | | | | | | |

Non-Div I Games:

UCF

| | | | | | | | | | | |
|-------------------|----------|-----------|----------------|------------|-------------|---------------|------|------|-------|-----------|
| Average RPI Win: | 165 | WON-LOST | WINNING | LAST 10 | STRENGTH OF | OPP. STRENGTH | TEAM | ADJ. | CONF. | ADJ CONF. |
| Average RPI Loss: | 52 | RECORD | PCT. RANK | GAMES | SCHEDULE | OF SCHEDULE | RPI | RPI | RPI | RPI |
| DIV. I ONLY | 3- 5 | 216 | 0- 1 | 3 | 244 | 65 | 65 | 2 | 2 | |
| DIV. I NON-CONF. | 3- 5 | 216 | 0- 1 | 3 | 244 | 65 | 65 | 2 | 2 | |
| ----- | | | | | | | | | | |
| TOTALS | RPI 1-25 | RPI 26-50 | W-L RECORDS | RPI 51-100 | RPI 101-150 | RPI 150+ | | | | |
| 3- 5 | 0- 1 | 0- 2 | OVERALL | 0- 2 | 1- 0 | 2- 0 | | | | |
| 3- 1 | 0- 0 | 0- 1 | HOME | 0- 0 | 1- 0 | 2- 0 | | | | |
| 0- 1 | 0- 0 | 0- 0 | AWAY | 0- 1 | 0- 0 | 0- 0 | | | | |
| 0- 3 | 0- 1 | 0- 1 | NEUTRAL | 0- 1 | 0- 0 | 0- 0 | | | | |
| 3- 5 | 0- 1 | 0- 2 | NON-CONFERENCE | 0- 2 | 1- 0 | 2- 0 | | | | |
| 3- 1 | 0- 0 | 0- 1 | HOME | 0- 0 | 1- 0 | 2- 0 | | | | |
| 0- 1 | 0- 0 | 0- 0 | AWAY | 0- 1 | 0- 0 | 0- 0 | | | | |
| 0- 3 | 0- 1 | 0- 1 | NEUTRAL | 0- 1 | 0- 0 | 0- 0 | | | | |
| 0- 0 | 0- 0 | 0- 0 | CONFERENCE | 0- 0 | 0- 0 | 0- 0 | | | | |
| 0- 0 | 0- 0 | 0- 0 | HOME | 0- 0 | 0- 0 | 0- 0 | | | | |
| 0- 0 | 0- 0 | 0- 0 | AWAY | 0- 0 | 0- 0 | 0- 0 | | | | |
| 0- 0 | 0- 0 | 0- 0 | NEUTRAL | 0- 0 | 0- 0 | 0- 0 | | | | |

| RPI 1-25 | | | | RPI 26-50 | | | | RPI 51-100 Team's RPI: 65 | | | | RPI 101+ | | | |
|---------------------------|---|------------------|-------|-----------|---|----------------|-------|---------------------------|---|------------------|-------|----------|---|------------|-------|
| RPI | S | Opponent | Score | RPI | S | Opponent | Score | RPI | S | Opponent | Score | RPI | S | Opponent | Score |
| 22 | N | Kentucky | 74 75 | 32 | N | North Carolina | 49 83 | 81 | N | South Fla. | 56 60 | 138 | H | Seton Hall | 78 62 |
| | | | | 34 | H | Indiana | 65 67 | 91 | A | Loyola Marymount | 63 69 | 176 | H | Georgia | 80 69 |
| | | | | | | | | | | | | 182 | H | Rice | 59 50 |
| LAST 12 Division I GAMES: | | | | | | | | | | | | | | | |
| 176 | H | Georgia | 80 69 | 34 | H | Indiana | 65 67 | 49 | N | South Fla. | 56 60 | 22 | N | Kentucky | 74 75 |
| 182 | H | Rice | 59 50 | 81 | N | South Fla. | 56 60 | 32 | N | North Carolina | 49 83 | 138 | H | Seton Hall | 78 62 |
| 91 | A | Loyola Marymount | 63 69 | | | | | | | | | | | | |

Non-Div I Games:

UCLA

Average RPI Win: 116
Average RPI Loss: 0

WON-LOST
RECORD

WINNING
PCT. RANK

LAST 10
GAMES

STRENGTH OF
SCHEDULE

OPP. STRENGTH
OF SCHEDULE

TEAM
RPI

ADJ.
RPI

CONF.
RPI

ADJ CONF.
RPI

DIV. I ONLY
DIV. I NON-CONF.

8- 0
8- 0

1
1

1- 0
1- 0

23
23

24
24

3
3

3
3

8
8

8
8

TOTALS

RPI 1-25

RPI 26-50

W-L RECORDS

RPI 51-100

RPI 101-150

RPI 150+

8- 0
2- 0
2- 0
4- 0

1- 0
0- 0
1- 0
0- 0

0- 0
0- 0
0- 0
0- 0

OVERALL
HOME
AWAY
NEUTRAL

4- 0
2- 0
0- 0
2- 0

0- 0
0- 0
0- 0
0- 0

3- 0
0- 0
1- 0
2- 0

8- 0
2- 0
2- 0
4- 0

1- 0
0- 0
1- 0
0- 0

0- 0
0- 0
0- 0
0- 0

NON-CONFERENCE
HOME
AWAY
NEUTRAL

4- 0
2- 0
0- 0
2- 0

0- 0
0- 0
0- 0
0- 0

3- 0
0- 0
1- 0
2- 0

0- 0
0- 0
0- 0
0- 0

0- 0
0- 0
0- 0
0- 0

0- 0
0- 0
0- 0
0- 0

CONFERENCE
HOME
AWAY
NEUTRAL

0- 0
0- 0
0- 0
0- 0

0- 0
0- 0
0- 0
0- 0

0- 0
0- 0
0- 0
0- 0

RPI S Opponent Score
1 A Notre Dame 89 71

RPI S Opponent Score

RPI S Opponent Score
75 H Ohio St. 85 53
87 H DePaul 99 63
90 N Purdue 86 40
95 N St. John's (NY) 65 55

RPI S Opponent Score
185 A Saint Louis 98 42
187 N Vanderbilt 80 42
208 N Ole Miss 90 50

LAST 12 Division I GAMES:

185 A Saint Louis 98 42
1 A Notre Dame 89 71
87 H DePaul 99 63

90 N Purdue 86 40
95 N St. John's (NY) 65 55
208 N Ole Miss 90 50
187 N Vanderbilt 80 42
75 H Ohio St. 85 53

U
C
o
n
nU
C
o
n
n

Non-Div I Games:

UConn

Loss, Non-Conf, S Site, H Home A Away N Neutral

U
I
CU
I
C

UI C

**U
M
E
S**

U
M
E
S

UMES

| | | | | | | | | | | |
|-------------------|----------|-----------|----------------|------------|-------------|---------------|------|------|-------|-----------|
| Average RPI Win: | 296 | WON-LOST | WINNING | LAST 10 | STRENGTH OF | OPP. STRENGTH | TEAM | ADJ. | CONF. | ADJ CONF. |
| Average RPI Loss: | 175 | RECORD | PCT. RANK | GAMES | SCHEDULE | OF SCHEDULE | RPI | RPI | RPI | RPI |
| DIV. I ONLY | 2- 5 | 246 | 0- 1 | 196 | 318 | 257 | 257 | 22 | 22 | |
| DIV. I NON-CONF. | 2- 5 | 246 | 0- 1 | 196 | 318 | 257 | 257 | 22 | 22 | |
| <hr/> | | | | | | | | | | |
| TOTALS | RPI 1-25 | RPI 26-50 | W-L RECORDS | RPI 51-100 | RPI 101-150 | RPI 150+ | | | | |
| 2- 5 | 0- 0 | 0- 0 | OVERALL | 0- 0 | 0- 3 | 2- 2 | | | | |
| 1- 1 | 0- 0 | 0- 0 | HOME | 0- 0 | 0- 0 | 1- 1 | | | | |
| 1- 4 | 0- 0 | 0- 0 | AWAY | 0- 0 | 0- 3 | 1- 1 | | | | |
| 0- 0 | 0- 0 | 0- 0 | NEUTRAL | 0- 0 | 0- 0 | 0- 0 | | | | |
| 2- 5 | 0- 0 | 0- 0 | NON-CONFERENCE | 0- 0 | 0- 3 | 2- 2 | | | | |
| 1- 1 | 0- 0 | 0- 0 | HOME | 0- 0 | 0- 0 | 1- 1 | | | | |
| 1- 4 | 0- 0 | 0- 0 | AWAY | 0- 0 | 0- 3 | 1- 1 | | | | |
| 0- 0 | 0- 0 | 0- 0 | NEUTRAL | 0- 0 | 0- 0 | 0- 0 | | | | |
| 0- 0 | 0- 0 | 0- 0 | CONFERENCE | 0- 0 | 0- 0 | 0- 0 | | | | |
| 0- 0 | 0- 0 | 0- 0 | HOME | 0- 0 | 0- 0 | 0- 0 | | | | |
| 0- 0 | 0- 0 | 0- 0 | AWAY | 0- 0 | 0- 0 | 0- 0 | | | | |
| 0- 0 | 0- 0 | 0- 0 | NEUTRAL | 0- 0 | 0- 0 | 0- 0 | | | | |

| RPI 1-25 | | | | RPI 26-50 | | | | RPI 51-100 | | | | RPI 101+ | | | | Team's RPI: 257 |
|---------------------------|---|---------------|-------|-----------|-----|----------|------------|------------|----|----------|-------|--------------|----|---------------|-------|-----------------|
| RPI | S | Opponent | Score | RPI | S | Opponent | Score | RPI | S | Opponent | Score | RPI | S | Opponent | Score | |
| | | | | | | | | | | | | 109 | A | Butler | 36 | 89 |
| | | | | | | | | | | | | 126 | A | Holy Cross | 54 | 63 |
| | | | | | | | | | | | | 138 | A | Seton Hall | 57 | 90 |
| | | | | | | | | | | | | 232 | A | Cornell | 54 | 63 |
| | | | | | | | | | | | | 244 | H | Saint Peter's | 59 | 57 |
| | | | | | | | | | | | | 271 | H | Bryant | 57 | 58 |
| | | | | | | | | | | | | 348 | A | LIU Brooklyn | 69 | 64 |
| <hr/> | | | | | | | | | | | | | | | | |
| LAST 12 Division I GAMES: | | | | | | | | | | | | | | | | |
| 138 | A | Seton Hall | 57 | 90 | 126 | A | Holy Cross | 54 | 63 | 348 | A | LIU Brooklyn | 69 | 64 | | |
| 109 | A | Butler | 36 | 89 | | | | | | | | | | | | |
| 232 | A | Cornell | 54 | 63 | | | | | | | | | | | | |
| 244 | H | Saint Peter's | 59 | 57 | | | | | | | | | | | | |
| 271 | H | Bryant | 57 | 58 | | | | | | | | | | | | |

Non-Div I Games: Fisher 79 45

UMass Lowell

Average RPI Win: 273 WON-LOST RECORD WINNING PCT. RANK LAST 10 GAMES STRENGTH OF SCHEDULE OPP. STRENGTH OF SCHEDULE TEAM RPI ADJ. RPI CONF. RPI ADJ CONF. RPI

| | | | | | | | | | |
|------------------|----------|-----------|----------------|------------|-------------|----------|-----|----|----|
| DIV. I ONLY | 3- 3 | 159 | 0- 0 | 102 | 199 | 145 | 145 | 30 | 30 |
| DIV. I NON-CONF. | 3- 3 | 159 | 0- 0 | 102 | 199 | 145 | 145 | 30 | 30 |
| TOTALS | RPI 1-25 | RPI 26-50 | W-L RECORDS | RPI 51-100 | RPI 101-150 | RPI 150+ | | | |
| 3- 3 | 0- 2 | 0- 0 | OVERALL | 0- 0 | 0- 0 | 3- 1 | | | |
| 3- 0 | 0- 0 | 0- 0 | HOME | 0- 0 | 0- 0 | 3- 0 | | | |
| 0- 3 | 0- 2 | 0- 0 | AWAY | 0- 0 | 0- 0 | 0- 1 | | | |
| 0- 0 | 0- 0 | 0- 0 | NEUTRAL | 0- 0 | 0- 0 | 0- 0 | | | |
| 3- 3 | 0- 2 | 0- 0 | NON-CONFERENCE | 0- 0 | 0- 0 | 3- 1 | | | |
| 3- 0 | 0- 0 | 0- 0 | HOME | 0- 0 | 0- 0 | 3- 0 | | | |
| 0- 3 | 0- 2 | 0- 0 | AWAY | 0- 0 | 0- 0 | 0- 1 | | | |
| 0- 0 | 0- 0 | 0- 0 | NEUTRAL | 0- 0 | 0- 0 | 0- 0 | | | |
| 0- 0 | 0- 0 | 0- 0 | CONFERENCE | 0- 0 | 0- 0 | 0- 0 | | | |
| 0- 0 | 0- 0 | 0- 0 | HOME | 0- 0 | 0- 0 | 0- 0 | | | |
| 0- 0 | 0- 0 | 0- 0 | AWAY | 0- 0 | 0- 0 | 0- 0 | | | |
| 0- 0 | 0- 0 | 0- 0 | NEUTRAL | 0- 0 | 0- 0 | 0- 0 | | | |

| RPI | S | Opponent | Score | RPI | S | Opponent | Score | RPI | S | Opponent | Score | RPI | S | Opponent | Score | Team's RPI: 145 |
|---------------------------|---|-----------|-------|-----|---|----------|-------|-----|---|----------|-------|-----|---|---------------|-------|-----------------|
| 9 | A | Tennessee | 46 73 | | | | | | | | | 198 | H | Wofford | 60 46 | |
| 19 | A | Charlotte | 53 70 | | | | | | | | | 202 | A | Furman | 47 58 | |
| | | | | | | | | | | | | 296 | H | Davi dson | 69 56 | |
| | | | | | | | | | | | | 326 | H | Western Caro. | 74 49 | |
| LAST 12 Division I GAMES: | | | | | | | | | | | | | | | | |
| | | | | | | | | | | | | 198 | H | Wofford | 60 46 | |
| | | | | | | | | | | | | 296 | H | Davi dson | 69 56 | |
| | | | | | | | | | | | | 326 | H | Western Caro. | 74 49 | |
| | | | | | | | | | | | | 9 | A | Tennessee | 46 73 | |
| | | | | | | | | | | | | 19 | A | Charlotte | 53 70 | |

Non-Div I Games: Warren Wilson 92 31

UNC Asheville

| | | | | | | | | | | | |
|------------------|----------|------|-----------|-----------|----------------|-------------|---------------|-------------|------|----------|-----------|
| Average RPI | Win: | 0 | WON-LOST | WINNING | LAST 10 | STRENGTH OF | OPP. STRENGTH | TEAM | ADJ. | CONF. | ADJ CONF. |
| Average RPI | Loss: | 212 | RECORD | PCT. RANK | GAMES | SCHEDULE | OF SCHEDULE | RPI | RPI | RPI | RPI |
| DIV. I ONLY | | 0- 4 | | 326 | 0- 1 | 153 | 336 | 325 | 325 | 27 | 27 |
| DIV. I NON-CONF. | | 0- 4 | | 326 | 0- 1 | 153 | 336 | 325 | 325 | 27 | 27 |
| ----- | | | | | | | | | | | |
| TOTALS | RPI 1-25 | | RPI 26-50 | | W-L RECORDS | RPI 51-100 | | RPI 101-150 | | RPI 150+ | |
| 0- 4 | 0- 0 | | 0- 0 | | OVERALL | 0- 0 | | 0- 0 | | 0- 4 | |
| 0- 0 | 0- 0 | | 0- 0 | | HOME | 0- 0 | | 0- 0 | | 0- 0 | |
| 0- 4 | 0- 0 | | 0- 0 | | AWAY | 0- 0 | | 0- 0 | | 0- 4 | |
| 0- 0 | 0- 0 | | 0- 0 | | NEUTRAL | 0- 0 | | 0- 0 | | 0- 0 | |
| 0- 4 | 0- 0 | | 0- 0 | | NON-CONFERENCE | 0- 0 | | 0- 0 | | 0- 4 | |
| 0- 0 | 0- 0 | | 0- 0 | | HOME | 0- 0 | | 0- 0 | | 0- 0 | |
| 0- 4 | 0- 0 | | 0- 0 | | AWAY | 0- 0 | | 0- 0 | | 0- 4 | |
| 0- 0 | 0- 0 | | 0- 0 | | NEUTRAL | 0- 0 | | 0- 0 | | 0- 0 | |
| 0- 0 | 0- 0 | | 0- 0 | | CONFERENCE | 0- 0 | | 0- 0 | | 0- 0 | |
| 0- 0 | 0- 0 | | 0- 0 | | HOME | 0- 0 | | 0- 0 | | 0- 0 | |
| 0- 0 | 0- 0 | | 0- 0 | | AWAY | 0- 0 | | 0- 0 | | 0- 0 | |
| 0- 0 | 0- 0 | | 0- 0 | | NEUTRAL | 0- 0 | | 0- 0 | | 0- 0 | |

| | | | | | | | | | | | | | | | |
|------------------------------|---|----------|-------|-----------|---|-------------------|-------|------------|---|--------------|-------|--------------------------|---|-------------------|-------|
| RPI 1-25 | | | | RPI 26-50 | | | | RPI 51-100 | | | | RPI 101+ Team's RPI: 325 | | | |
| RPI | S | Opponent | Score | RPI | S | Opponent | Score | RPI | S | Opponent | Score | RPI | S | Opponent | Score |
| | | | | | | | | | | | | 178 | A | Georgi a St. | 63 70 |
| | | | | | | | | | | | | 184 | A | Campbel l | 49 53 |
| | | | | | | | | | | | | 209 | A | Appal achi an St. | 65 68 |
| | | | | | | | | | | | | 278 | A | Hi gh Poi nt | 75 82 |
| ----- | | | | | | | | | | | | | | | |
| LAST 12 Di vi si on I GAMES: | | | | | | | | | | | | | | | |
| | | | | 184 | A | Campbel l | 49 53 | 278 | A | Hi gh Poi nt | 75 82 | | | | |
| | | | | 209 | A | Appal achi an St. | 65 68 | | | | | | | | |
| | | | | 178 | A | Georgi a St. | 63 70 | | | | | | | | |

Non-Di v I Games: Pfei ffer 92 23 UNC Pembroke 72 32 Young Harri s 62 29

UNC Greensboro

Average RPI Win: 325

Average RPI Loss: 46

WON-LOST
RECORDWINNING
PCT. RANKLAST 10
GAMESSTRENGTH OF
SCHEDULEOPP. STRENGTH
OF SCHEDULETEAM
RPIADJ.
RPICONF.
RPIADJ CONF.
RPIDIV. I ONLY
DIV. I NON-CONF.3- 2
3- 2128
1280- 0
0- 0215
215305
305165
165165
16513
1313
13

TOTALS

RPI 1-25

RPI 26-50

W-L RECORDS

RPI 51-100

RPI 101-150

RPI 150+

3- 2
2- 0
1- 2
0- 00- 0
0- 0
0- 0
0- 00- 1
0- 0
0- 1
0- 0OVERALL
HOME
AWAY
NEUTRAL0- 1
0- 0
0- 1
0- 00- 0
0- 0
0- 0
0- 03- 0
2- 0
1- 0
0- 03- 2
2- 0
1- 2
0- 00- 0
0- 0
0- 0
0- 00- 1
0- 0
0- 1
0- 0NON-CONFERENCE
HOME
AWAY
NEUTRAL0- 1
0- 0
0- 1
0- 00- 0
0- 0
0- 0
0- 03- 0
2- 0
1- 0
0- 00- 0
0- 0
0- 0
0- 00- 0
0- 0
0- 0
0- 00- 0
0- 0
0- 0
0- 0CONFERENCE
HOME
AWAY
NEUTRAL0- 0
0- 0
0- 0
0- 00- 0
0- 0
0- 0
0- 00- 0
0- 0
0- 0
0- 0

RPI 1-25

RPI S Opponent Score

RPI 26-50

RPI S Opponent Score
41 A VCU 47 58

RPI 51-100

RPI S Opponent Score
51 A Ohio 72 95

RPI 101+

Team's RPI: 165

RPI S Opponent Score
302 H Presbyterian 63 48
329 H Grand Canyon 77 55
343 A N.C. Central 89 82

LAST 12 Division I GAMES:

| | | | |
|--------------------|-------|--------------------|-------|
| 41 A VCU | 47 58 | 302 H Presbyterian | 63 48 |
| 343 A N.C. Central | 89 82 | 51 A Ohio | 72 95 |
| 329 H Grand Canyon | 77 55 | | |

U
N
C
WU
N
C
W

Non-Div I Games: Fayetteville St. 72 54 Belmont Abbey 74 58

UNCW

Loss, Non-Conf, S Site, H Home A Away N Neutral

UNIU
N
I

UNI

| | | | | | | | | | | | |
|------------------|----------|------|-----------|-----------|----------------|-------------|---------------|-------------|------|----------|-----------|
| Average RPI | Win: | 306 | WON-LOST | WINNING | LAST 10 | STRENGTH OF | OPP. STRENGTH | TEAM | ADJ. | CONF. | ADJ CONF. |
| Average RPI | Loss: | 85 | RECORD | PCT. RANK | GAMES | SCHEDULE | OF SCHEDULE | RPI | RPI | RPI | RPI |
| DIV. I ONLY | | 1- 5 | 288 | 0- 1 | 9 | 303 | 168 | 168 | 9 | 9 | |
| DIV. I NON-CONF. | | 1- 5 | 288 | 0- 1 | 9 | 303 | 168 | 168 | 9 | 9 | |
| ----- | | | | | | | | | | | |
| TOTALS | RPI 1-25 | | RPI 26-50 | | W-L RECORDS | RPI 51-100 | | RPI 101-150 | | RPI 150+ | |
| 1- 5 | 0- 1 | | 0- 0 | | OVERALL | 0- 3 | | 0- 0 | | 1- 1 | |
| 1- 4 | 0- 1 | | 0- 0 | | HOME | 0- 2 | | 0- 0 | | 1- 1 | |
| 0- 1 | 0- 0 | | 0- 0 | | AWAY | 0- 1 | | 0- 0 | | 0- 0 | |
| 0- 0 | 0- 0 | | 0- 0 | | NEUTRAL | 0- 0 | | 0- 0 | | 0- 0 | |
| 1- 5 | 0- 1 | | 0- 0 | | NON-CONFERENCE | 0- 3 | | 0- 0 | | 1- 1 | |
| 1- 4 | 0- 1 | | 0- 0 | | HOME | 0- 2 | | 0- 0 | | 1- 1 | |
| 0- 1 | 0- 0 | | 0- 0 | | AWAY | 0- 1 | | 0- 0 | | 0- 0 | |
| 0- 0 | 0- 0 | | 0- 0 | | NEUTRAL | 0- 0 | | 0- 0 | | 0- 0 | |
| 0- 0 | 0- 0 | | 0- 0 | | CONFERENCE | 0- 0 | | 0- 0 | | 0- 0 | |
| 0- 0 | 0- 0 | | 0- 0 | | HOME | 0- 0 | | 0- 0 | | 0- 0 | |
| 0- 0 | 0- 0 | | 0- 0 | | AWAY | 0- 0 | | 0- 0 | | 0- 0 | |
| 0- 0 | 0- 0 | | 0- 0 | | NEUTRAL | 0- 0 | | 0- 0 | | 0- 0 | |

| RPI 1-25 | | | | RPI 26-50 | | | | RPI 51-100 | | | | RPI 101+ Team's RPI: 168 | | | |
|---------------------------|---|-------------------------|-------|-----------|---|------------------|-------|------------|---|-------------------------|-------|--------------------------|---|------------------|-------|
| RPI | S | Opponent | Score | RPI | S | Opponent | Score | RPI | S | Opponent | Score | RPI | S | Opponent | Score |
| 18 | H | Gonzaga | 59 70 | | | | | 62 | H | Southern Cal i forn i a | 72 86 | 154 | H | Wright St. | 52 68 |
| | | | | | | | | 94 | A | UC Irvine | 55 57 | 306 | H | UC Santa Barbara | 69 51 |
| | | | | | | | | 98 | H | Mi dd l e Tenn. | 62 66 | | | | |
| LAST 12 Division I GAMES: | | | | | | | | | | | | | | | |
| 98 | H | Mi dd l e Tenn. | 62 66 | 306 | H | UC Santa Barbara | 69 51 | 18 | H | Gonzaga | 59 70 | | | | |
| 62 | H | Southern Cal i forn i a | 72 86 | | | | | 94 | A | UC Irvine | 55 57 | | | | |
| | | | | | | | | 154 | H | Wright St. | 52 68 | | | | |

Non-Div I Games:

UNLV

| | | | | | | | | | | | |
|------------------|----------|------|-----------|-----------|----------------|-------------|---------------|-------------|------|----------|-----------|
| Average RPI | Win: | 343 | WON-LOST | WINNING | LAST 10 | STRENGTH OF | OPP. STRENGTH | TEAM | ADJ. | CONF. | ADJ CONF. |
| Average RPI | Loss: | 226 | RECORD | PCT. RANK | GAMES | SCHEDULE | OF SCHEDULE | RPI | RPI | RPI | RPI |
| DIV. I ONLY | | 1- 6 | | 303 | 0- 1 | 338 | 287 | 332 | 332 | 30 | 30 |
| DIV. I NON-CONF. | | 1- 6 | | 303 | 0- 1 | 338 | 287 | 332 | 332 | 30 | 30 |
| ----- | | | | | | | | | | | |
| TOTALS | RPI 1-25 | | RPI 26-50 | | W-L RECORDS | RPI 51-100 | | RPI 101-150 | | RPI 150+ | |
| 1- 6 | 0- 0 | | 0- 1 | | OVERALL | 0- 0 | | 0- 0 | | 1- 5 | |
| 0- 0 | 0- 0 | | 0- 0 | | HOME | 0- 0 | | 0- 0 | | 0- 0 | |
| 1- 6 | 0- 0 | | 0- 1 | | AWAY | 0- 0 | | 0- 0 | | 1- 5 | |
| 0- 0 | 0- 0 | | 0- 0 | | NEUTRAL | 0- 0 | | 0- 0 | | 0- 0 | |
| 1- 6 | 0- 0 | | 0- 1 | | NON-CONFERENCE | 0- 0 | | 0- 0 | | 1- 5 | |
| 0- 0 | 0- 0 | | 0- 0 | | HOME | 0- 0 | | 0- 0 | | 0- 0 | |
| 1- 6 | 0- 0 | | 0- 1 | | AWAY | 0- 0 | | 0- 0 | | 1- 5 | |
| 0- 0 | 0- 0 | | 0- 0 | | NEUTRAL | 0- 0 | | 0- 0 | | 0- 0 | |
| 0- 0 | 0- 0 | | 0- 0 | | CONFERENCE | 0- 0 | | 0- 0 | | 0- 0 | |
| 0- 0 | 0- 0 | | 0- 0 | | HOME | 0- 0 | | 0- 0 | | 0- 0 | |
| 0- 0 | 0- 0 | | 0- 0 | | AWAY | 0- 0 | | 0- 0 | | 0- 0 | |
| 0- 0 | 0- 0 | | 0- 0 | | NEUTRAL | 0- 0 | | 0- 0 | | 0- 0 | |

| RPI 1-25 | | | | RPI 26-50 | | | | RPI 51-100 | | | | RPI 101+ Team's RPI: 332 | | | |
|---------------------------|---|---------------|-------|-----------|---|--------------------|-------|------------|---|----------|-------|--------------------------|---|--------------------|-------|
| RPI | S | Opponent | Score | RPI | S | Opponent | Score | RPI | S | Opponent | Score | RPI | S | Opponent | Score |
| | | | | 48 | A | Virginia Tech | 45 96 | | | | | 190 | A | Nebraska | 64 87 |
| | | | | | | | | | | | | 202 | A | Furman | 67 78 |
| | | | | | | | | | | | | 272 | A | Omaha | 69 96 |
| | | | | | | | | | | | | 316 | A | South Carolina St. | 66 71 |
| | | | | | | | | | | | | 326 | A | Western Caro. | 64 68 |
| | | | | | | | | | | | | 343 | A | N.C. Central | 82 63 |
| LAST 12 Division I GAMES: | | | | | | | | | | | | | | | |
| 343 | A | N.C. Central | 82 63 | 326 | A | Western Caro. | 64 68 | | | | | | | | |
| 202 | A | Furman | 67 78 | 316 | A | South Carolina St. | 66 71 | | | | | | | | |
| 190 | A | Nebraska | 64 87 | | | | | | | | | | | | |
| 272 | A | Omaha | 69 96 | | | | | | | | | | | | |
| 48 | A | Virginia Tech | 45 96 | | | | | | | | | | | | |

Non-Div I Games: Converse 69 51

USC Upstate

| | | | | | | | | | | | |
|------------------|----------|------|-----------|-----------|----------------|-------------|---------------|-------------|------|----------|-----------|
| Average RPI | Win: | 295 | WON-LOST | WINNING | LAST 10 | STRENGTH OF | OPP. STRENGTH | TEAM | ADJ. | CONF. | ADJ CONF. |
| Average RPI | Loss: | 95 | RECORD | PCT. RANK | GAMES | SCHEDULE | OF SCHEDULE | RPI | RPI | RPI | RPI |
| DIV. I ONLY | | 4- 2 | | 100 | 1- 0 | 325 | 145 | 225 | 225 | 21 | 21 |
| DIV. I NON-CONF. | | 4- 2 | | 100 | 1- 0 | 325 | 145 | 225 | 225 | 21 | 21 |
| <hr/> | | | | | | | | | | | |
| TOTALS | RPI 1-25 | | RPI 26-50 | | W-L RECORDS | RPI 51-100 | | RPI 101-150 | | RPI 150+ | |
| 4- 2 | 0- 0 | | 0- 0 | | OVERALL | 0- 1 | | 0- 1 | | 4- 0 | |
| 2- 1 | 0- 0 | | 0- 0 | | HOME | 0- 1 | | 0- 0 | | 2- 0 | |
| 2- 1 | 0- 0 | | 0- 0 | | AWAY | 0- 0 | | 0- 1 | | 2- 0 | |
| 0- 0 | 0- 0 | | 0- 0 | | NEUTRAL | 0- 0 | | 0- 0 | | 0- 0 | |
| 4- 2 | 0- 0 | | 0- 0 | | NON-CONFERENCE | 0- 1 | | 0- 1 | | 4- 0 | |
| 2- 1 | 0- 0 | | 0- 0 | | HOME | 0- 1 | | 0- 0 | | 2- 0 | |
| 2- 1 | 0- 0 | | 0- 0 | | AWAY | 0- 0 | | 0- 1 | | 2- 0 | |
| 0- 0 | 0- 0 | | 0- 0 | | NEUTRAL | 0- 0 | | 0- 0 | | 0- 0 | |
| 0- 0 | 0- 0 | | 0- 0 | | CONFERENCE | 0- 0 | | 0- 0 | | 0- 0 | |
| 0- 0 | 0- 0 | | 0- 0 | | HOME | 0- 0 | | 0- 0 | | 0- 0 | |
| 0- 0 | 0- 0 | | 0- 0 | | AWAY | 0- 0 | | 0- 0 | | 0- 0 | |
| 0- 0 | 0- 0 | | 0- 0 | | NEUTRAL | 0- 0 | | 0- 0 | | 0- 0 | |

| RPI 1-25 | | | | RPI 26-50 | | | | RPI 51-100 | | | | RPI 101+ | | | | Team's RPI: 225 |
|---------------------------|---|----------|-------|-----------|---|----------------|-------|------------|---|---------------|-------|----------|---|----------------|-------|-----------------|
| RPI | S | Opponent | Score | RPI | S | Opponent | Score | RPI | S | Opponent | Score | RPI | S | Opponent | Score | |
| | | | | | | | | 76 | H | Arkansas | 65 66 | 113 | A | Fresno St. | 61 70 | |
| | | | | | | | | | | | | 277 | A | San Francisco | 80 73 | |
| | | | | | | | | | | | | 286 | H | Grambling | 78 54 | |
| | | | | | | | | | | | | 303 | H | Jackson St. | 99 63 | |
| | | | | | | | | | | | | 313 | A | Incarnate Word | 97 49 | |
| <hr/> | | | | | | | | | | | | | | | | |
| LAST 12 Division I GAMES: | | | | | | | | | | | | | | | | |
| | | | | 313 | A | Incarnate Word | 97 49 | 277 | A | San Francisco | 80 73 | | | | | |
| | | | | | | | | 113 | A | Fresno St. | 61 70 | | | | | |
| | | | | | | | | 286 | H | Grambling | 78 54 | | | | | |
| | | | | | | | | 76 | H | Arkansas | 65 66 | | | | | |
| | | | | | | | | 303 | H | Jackson St. | 99 63 | | | | | |

Non-Div I Games:

UT Arlington

| | | | | | | | | | | |
|-------------------|----------|-----------|----------------|------------|-------------|---------------|------|------|-------|-----------|
| Average RPI Win: | 188 | WON-LOST | WINNING | LAST 10 | STRENGTH OF | OPP. STRENGTH | TEAM | ADJ. | CONF. | ADJ CONF. |
| Average RPI Loss: | 32 | RECORD | PCT. RANK | GAMES | SCHEDULE | OF SCHEDULE | RPI | RPI | RPI | RPI |
| DIV. I ONLY | 4- 3 | 139 | 0- 1 | 64 | 99 | 57 | 57 | 23 | 23 | |
| DIV. I NON-CONF. | 4- 3 | 139 | 0- 1 | 64 | 99 | 57 | 57 | 23 | 23 | |
| ----- | | | | | | | | | | |
| TOTALS | RPI 1-25 | RPI 26-50 | W-L RECORDS | RPI 51-100 | RPI 101-150 | RPI 150+ | | | | |
| 4- 3 | 0- 2 | 0- 0 | OVERALL | 1- 1 | 0- 0 | 3- 0 | | | | |
| 3- 0 | 0- 0 | 0- 0 | HOME | 0- 0 | 0- 0 | 3- 0 | | | | |
| 1- 3 | 0- 2 | 0- 0 | AWAY | 1- 1 | 0- 0 | 0- 0 | | | | |
| 0- 0 | 0- 0 | 0- 0 | NEUTRAL | 0- 0 | 0- 0 | 0- 0 | | | | |
| 4- 3 | 0- 2 | 0- 0 | NON-CONFERENCE | 1- 1 | 0- 0 | 3- 0 | | | | |
| 3- 0 | 0- 0 | 0- 0 | HOME | 0- 0 | 0- 0 | 3- 0 | | | | |
| 1- 3 | 0- 2 | 0- 0 | AWAY | 1- 1 | 0- 0 | 0- 0 | | | | |
| 0- 0 | 0- 0 | 0- 0 | NEUTRAL | 0- 0 | 0- 0 | 0- 0 | | | | |
| 0- 0 | 0- 0 | 0- 0 | CONFERENCE | 0- 0 | 0- 0 | 0- 0 | | | | |
| 0- 0 | 0- 0 | 0- 0 | HOME | 0- 0 | 0- 0 | 0- 0 | | | | |
| 0- 0 | 0- 0 | 0- 0 | AWAY | 0- 0 | 0- 0 | 0- 0 | | | | |
| 0- 0 | 0- 0 | 0- 0 | NEUTRAL | 0- 0 | 0- 0 | 0- 0 | | | | |

| RPI 1-25 | | | | RPI 26-50 | | | | RPI 51-100 Team's RPI: 57 | | | | RPI 101+ | | | |
|---------------------------|---|------------|--------|-----------|---|---------------|-------|---------------------------|---|--------------|--------|----------|---|---------------|-------|
| RPI | S | Opponent | Score | RPI | S | Opponent | Score | RPI | S | Opponent | Score | RPI | S | Opponent | Score |
| 10 | A | Louisville | 62 102 | | | | | 63 | A | Northwestern | 64 90 | 191 | H | Arkansas St. | 97 91 |
| 23 | A | IUPUI | 72 73 | | | | | 99 | A | Chattanooga | 81 79 | 228 | H | Southern Ill. | 95 94 |
| | | | | | | | | | | | | 234 | H | Samford | 89 68 |
| LAST 12 Division I GAMES: | | | | | | | | | | | | | | | |
| | | | | 99 | A | Chattanooga | 81 79 | 10 | A | Louisville | 62 102 | | | | |
| | | | | 63 | A | Northwestern | 64 90 | | | | | | | | |
| | | | | 191 | H | Arkansas St. | 97 91 | | | | | | | | |
| | | | | 23 | A | IUPUI | 72 73 | | | | | | | | |
| | | | | 228 | H | Southern Ill. | 95 94 | | | | | | | | |
| | | | | 234 | H | Samford | 89 68 | | | | | | | | |

Non-Div I Games: Christian Bros. 108 82

UT Martin

| | | | | | | | | | | |
|-------------------|----------|-----------|----------------|------------|-------------|---------------|------|------|-------|-----------|
| Average RPI Win: | 301 | WON-LOST | WINNING | LAST 10 | STRENGTH OF | OPP. STRENGTH | TEAM | ADJ. | CONF. | ADJ CONF. |
| Average RPI Loss: | 183 | RECORD | PCT. RANK | GAMES | SCHEDULE | OF SCHEDULE | RPI | RPI | RPI | RPI |
| DIV. I ONLY | 2- 5 | 246 | 0- 1 | 333 | 275 | 340 | 340 | 17 | 17 | |
| DIV. I NON-CONF. | 2- 5 | 246 | 0- 1 | 333 | 275 | 340 | 340 | 17 | 17 | |
| ----- | | | | | | | | | | |
| TOTALS | RPI 1-25 | RPI 26-50 | W-L RECORDS | RPI 51-100 | RPI 101-150 | RPI 150+ | | | | |
| 2- 5 | 0- 0 | 0- 0 | OVERALL | 0- 0 | 0- 2 | 2- 3 | | | | |
| 2- 4 | 0- 0 | 0- 0 | HOME | 0- 0 | 0- 2 | 2- 2 | | | | |
| 0- 1 | 0- 0 | 0- 0 | AWAY | 0- 0 | 0- 0 | 0- 1 | | | | |
| 0- 0 | 0- 0 | 0- 0 | NEUTRAL | 0- 0 | 0- 0 | 0- 0 | | | | |
| 2- 5 | 0- 0 | 0- 0 | NON-CONFERENCE | 0- 0 | 0- 2 | 2- 3 | | | | |
| 2- 4 | 0- 0 | 0- 0 | HOME | 0- 0 | 0- 2 | 2- 2 | | | | |
| 0- 1 | 0- 0 | 0- 0 | AWAY | 0- 0 | 0- 0 | 0- 1 | | | | |
| 0- 0 | 0- 0 | 0- 0 | NEUTRAL | 0- 0 | 0- 0 | 0- 0 | | | | |
| 0- 0 | 0- 0 | 0- 0 | CONFERENCE | 0- 0 | 0- 0 | 0- 0 | | | | |
| 0- 0 | 0- 0 | 0- 0 | HOME | 0- 0 | 0- 0 | 0- 0 | | | | |
| 0- 0 | 0- 0 | 0- 0 | AWAY | 0- 0 | 0- 0 | 0- 0 | | | | |
| 0- 0 | 0- 0 | 0- 0 | NEUTRAL | 0- 0 | 0- 0 | 0- 0 | | | | |

| RPI 1-25 | | | | RPI 26-50 | | | | RPI 51-100 | | | | RPI 101+ Team's RPI: 340 | | | |
|---------------------------|---|----------|-------|-----------|---|----------|-------|------------|---|-------------------|-------|--------------------------|---|-------------------|-------|
| RPI | S | Opponent | Score | RPI | S | Opponent | Score | RPI | S | Opponent | Score | RPI | S | Opponent | Score |
| | | | | | | | | | | | | 112 | H | Abilene Christian | 69 70 |
| | | | | | | | | | | | | 149 | H | New Mexico St. | 65 69 |
| | | | | | | | | | | | | 183 | H | Nicholls St. | 56 58 |
| | | | | | | | | | | | | 191 | H | Arkansas St. | 66 67 |
| | | | | | | | | | | | | 252 | H | CSU Bakersfield | 53 47 |
| | | | | | | | | | | | | 282 | A | Weber St. | 63 68 |
| | | | | | | | | | | | | 349 | H | Alcorn | 77 51 |
| ----- | | | | | | | | | | | | | | | |
| LAST 12 Division I GAMES: | | | | | | | | | | | | | | | |
| | | | | 349 | H | Alcorn | 77 51 | 191 | H | Arkansas St. | 66 67 | | | | |
| | | | | | | | | 282 | A | Weber St. | 63 68 | | | | |
| | | | | | | | | 112 | H | Abilene Christian | 69 70 | | | | |
| | | | | | | | | 183 | H | Nicholls St. | 56 58 | | | | |
| | | | | | | | | 149 | H | New Mexico St. | 65 69 | | | | |
| | | | | | | | | 252 | H | CSU Bakersfield | 53 47 | | | | |

Non-Div I Games:

UTEP

Average RPI Win: 271

Average RPI Loss: 227

WON-LOST
RECORDWINNING
PCT. RANKLAST 10
GAMESSTRENGTH OF
SCHEDULEOPP. STRENGTH
OF SCHEDULETEAM
RPIADJ.
RPICONF.
RPIADJ CONF.
RPIDIV. I ONLY
DIV. I NON-CONF.4- 3
4- 3139
1391- 0
1- 0337
337222
222264
264264
26429
2929
29

TOTALS

RPI 1-25

RPI 26-50

W-L RECORDS

RPI 51-100

RPI 101-150

RPI 150+

4- 3

0- 0

0- 0

OVERALL

0- 0

0- 0

4- 3

2- 1

0- 0

0- 0

HOME

0- 0

0- 0

2- 1

2- 2

0- 0

0- 0

AWAY

0- 0

0- 0

2- 2

0- 0

0- 0

0- 0

NEUTRAL

0- 0

0- 0

0- 0

4- 3

0- 0

0- 0

NON-CONFERENCE

0- 0

0- 0

4- 3

2- 1

0- 0

0- 0

HOME

0- 0

0- 0

2- 1

2- 2

0- 0

0- 0

AWAY

0- 0

0- 0

2- 2

0- 0

0- 0

0- 0

NEUTRAL

0- 0

0- 0

0- 0

0- 0

0- 0

0- 0

CONFERENCE

0- 0

0- 0

0- 0

0- 0

0- 0

0- 0

HOME

0- 0

0- 0

0- 0

0- 0

0- 0

0- 0

AWAY

0- 0

0- 0

0- 0

0- 0

0- 0

0- 0

NEUTRAL

0- 0

0- 0

0- 0

RPI 1-25

RPI 26-50

RPI 51-100

RPI 101+

Team's RPI: 264

RPI S Opponent Score

RPI S Opponent Score

RPI S Opponent Score

RPI S Opponent Score

| | | | | |
|-----|---|--------------------|----|----|
| 163 | H | Prairie View | 57 | 50 |
| 170 | A | Massachusetts | 70 | 74 |
| 219 | A | UTSA | 58 | 61 |
| 291 | A | A&M-Corpus Christi | 70 | 57 |
| 291 | H | A&M-Corpus Christi | 49 | 59 |
| 310 | H | Louisiana | 75 | 60 |
| 321 | A | Canisius | 57 | 53 |

LAST 12 Division I GAMES:

| | | | | | | | | | |
|-----|---|--------------------|----|----|-----|---|--------------------|----|----|
| 291 | A | A&M-Corpus Christi | 70 | 57 | 219 | A | UTSA | 58 | 61 |
| 310 | H | Louisiana | 75 | 60 | 291 | H | A&M-Corpus Christi | 49 | 59 |
| 163 | H | Prairie View | 57 | 50 | | | | | |
| 170 | A | Massachusetts | 70 | 74 | | | | | |
| 321 | A | Canisius | 57 | 53 | | | | | |

UTRGV

UTRGV

Non-Div I Games:

Texas Lutheran

82 38

UNKNOWN

74 43

UTRGV

■ Loss,
 ■ Non-Conf, S Site,
 ■ Home
 ■ Away
 N Neutral

| | | | | | | | | | | |
|-------------------|----------|-----------|----------------|------------|-------------|---------------|------|------|-------|-----------|
| Average RPI Win: | 273 | WON-LOST | WINNING | LAST 10 | STRENGTH OF | OPP. STRENGTH | TEAM | ADJ. | CONF. | ADJ CONF. |
| Average RPI Loss: | 112 | RECORD | PCT. RANK | GAMES | SCHEDULE | OF SCHEDULE | RPI | RPI | RPI | RPI |
| DIV. I ONLY | 2- 5 | 246 | 0- 1 | 53 | 271 | 219 | 219 | 17 | 17 | |
| DIV. I NON-CONF. | 2- 5 | 246 | 0- 1 | 53 | 271 | 219 | 219 | 17 | 17 | |
| <hr/> | | | | | | | | | | |
| TOTALS | RPI 1-25 | RPI 26-50 | W-L RECORDS | RPI 51-100 | RPI 101-150 | RPI 150+ | | | | |
| 2- 5 | 0- 1 | 0- 1 | OVERALL | 0- 0 | 0- 1 | 2- 2 | | | | |
| 2- 2 | 0- 1 | 0- 0 | HOME | 0- 0 | 0- 0 | 2- 1 | | | | |
| 0- 2 | 0- 0 | 0- 1 | AWAY | 0- 0 | 0- 1 | 0- 0 | | | | |
| 0- 1 | 0- 0 | 0- 0 | NEUTRAL | 0- 0 | 0- 0 | 0- 1 | | | | |
| 2- 5 | 0- 1 | 0- 1 | NON-CONFERENCE | 0- 0 | 0- 1 | 2- 2 | | | | |
| 2- 2 | 0- 1 | 0- 0 | HOME | 0- 0 | 0- 0 | 2- 1 | | | | |
| 0- 2 | 0- 0 | 0- 1 | AWAY | 0- 0 | 0- 1 | 0- 0 | | | | |
| 0- 1 | 0- 0 | 0- 0 | NEUTRAL | 0- 0 | 0- 0 | 0- 1 | | | | |
| 0- 0 | 0- 0 | 0- 0 | CONFERENCE | 0- 0 | 0- 0 | 0- 0 | | | | |
| 0- 0 | 0- 0 | 0- 0 | HOME | 0- 0 | 0- 0 | 0- 0 | | | | |
| 0- 0 | 0- 0 | 0- 0 | AWAY | 0- 0 | 0- 0 | 0- 0 | | | | |
| 0- 0 | 0- 0 | 0- 0 | NEUTRAL | 0- 0 | 0- 0 | 0- 0 | | | | |

| RPI | S | Opponent | Score | RPI | S | Opponent | Score | RPI | S | Opponent | Score | RPI | S | Opponent | Score | Team's RPI: 219 |
|---------------------------|---|------------|-------|-----|---|-----------|-------|-----|---|-----------|-------|-----|---|------------|-------|-----------------|
| 23 | H | IUPUI | 50 58 | 38 | A | Texas | 54 98 | | | | | 138 | A | Seton Hall | 53 84 | |
| | | | | | | | | | | | | 167 | H | Texas St. | 60 68 | |
| | | | | | | | | | | | | 195 | N | UMBC | 58 72 | |
| | | | | | | | | | | | | 264 | H | UTRGV | 61 58 | |
| | | | | | | | | | | | | 282 | H | Weber St. | 66 59 | |
| <hr/> | | | | | | | | | | | | | | | | |
| LAST 12 Division I GAMES: | | | | | | | | | | | | | | | | |
| 264 | H | UTRGV | 61 58 | 38 | A | Texas | 54 98 | 282 | H | Weber St. | 66 59 | 23 | H | IUPUI | 50 58 | |
| 138 | A | Seton Hall | 53 84 | 282 | H | Weber St. | 66 59 | 23 | H | IUPUI | 50 58 | 167 | H | Texas St. | 60 68 | |
| 195 | N | UMBC | 58 72 | | | | | | | | | | | | | |

Non-Div I Games: Concordia (TX) 78 51

UTSA

| | | | | | | | | | | | |
|------------------|----------|------|-----------|-----------|----------------|-------------|---------------|-------------|------|----------|-----------|
| Average RPI | Win: | 210 | WON-LOST | WINNING | LAST 10 | STRENGTH OF | OPP. STRENGTH | TEAM | ADJ. | CONF. | ADJ CONF. |
| Average RPI | Loss: | 0 | RECORD | PCT. RANK | GAMES | SCHEDULE | OF SCHEDULE | RPI | RPI | RPI | RPI |
| DIV. I ONLY | | 7- 0 | | 1 | 1- 0 | 347 | 12 | 147 | 147 | 2 | 2 |
| DIV. I NON-CONF. | | 7- 0 | | 1 | 1- 0 | 347 | 12 | 147 | 147 | 2 | 2 |
| ----- | | | | | | | | | | | |
| TOTALS | RPI 1-25 | | RPI 26-50 | | W-L RECORDS | RPI 51-100 | | RPI 101-150 | | RPI 150+ | |
| 7- 0 | 0- 0 | | 0- 0 | | OVERALL | 0- 0 | | 2- 0 | | 5- 0 | |
| 5- 0 | 0- 0 | | 0- 0 | | HOME | 0- 0 | | 2- 0 | | 3- 0 | |
| 2- 0 | 0- 0 | | 0- 0 | | AWAY | 0- 0 | | 0- 0 | | 2- 0 | |
| 0- 0 | 0- 0 | | 0- 0 | | NEUTRAL | 0- 0 | | 0- 0 | | 0- 0 | |
| 7- 0 | 0- 0 | | 0- 0 | | NON-CONFERENCE | 0- 0 | | 2- 0 | | 5- 0 | |
| 5- 0 | 0- 0 | | 0- 0 | | HOME | 0- 0 | | 2- 0 | | 3- 0 | |
| 2- 0 | 0- 0 | | 0- 0 | | AWAY | 0- 0 | | 0- 0 | | 2- 0 | |
| 0- 0 | 0- 0 | | 0- 0 | | NEUTRAL | 0- 0 | | 0- 0 | | 0- 0 | |
| 0- 0 | 0- 0 | | 0- 0 | | CONFERENCE | 0- 0 | | 0- 0 | | 0- 0 | |
| 0- 0 | 0- 0 | | 0- 0 | | HOME | 0- 0 | | 0- 0 | | 0- 0 | |
| 0- 0 | 0- 0 | | 0- 0 | | AWAY | 0- 0 | | 0- 0 | | 0- 0 | |
| 0- 0 | 0- 0 | | 0- 0 | | NEUTRAL | 0- 0 | | 0- 0 | | 0- 0 | |

| RPI 1-25 | | | | RPI 26-50 | | | | RPI 51-100 | | | | RPI 101+ | | | | Team's RPI: 147 |
|---------------------------|---|----------|-------|-----------|---|---------------|-------|------------|---|----------|-------|----------|---|----------------|-------|-----------------|
| RPI | S | Opponent | Score | RPI | S | Opponent | Score | RPI | S | Opponent | Score | RPI | S | Opponent | Score | |
| | | | | | | | | | | | | 110 | H | Al abama | 72 | 62 |
| | | | | | | | | | | | | 117 | H | Idaho St. | 74 | 60 |
| | | | | | | | | | | | | 203 | A | Nevada | 74 | 52 |
| | | | | | | | | | | | | 254 | H | Utah Valley | 85 | 47 |
| | | | | | | | | | | | | 260 | H | Seattle U | 89 | 62 |
| | | | | | | | | | | | | 262 | A | Eastern Wash. | 95 | 51 |
| | | | | | | | | | | | | 266 | H | Long Beach St. | 82 | 59 |
| ----- | | | | | | | | | | | | | | | | |
| LAST 12 Division I GAMES: | | | | | | | | | | | | | | | | |
| | | | | 254 | H | Utah Valley | 85 | 47 | | | | 117 | H | Idaho St. | 74 | 60 |
| | | | | 260 | H | Seattle U | 89 | 62 | | | | 266 | H | Long Beach St. | 82 | 59 |
| | | | | 262 | A | Eastern Wash. | 95 | 51 | | | | 110 | H | Al abama | 72 | 62 |
| | | | | | | | | | | | | 203 | A | Nevada | 74 | 52 |

Non-Div I Games:

Utah

Average RPI Win: 246

Average RPI Loss: 57

WON-LOST
RECORDWINNING
PCT. RANKLAST 10
GAMESSTRENGTH OF
SCHEDULEOPP. STRENGTH
OF SCHEDULETEAM
RPIADJ.
RPICONF.
RPIADJ CONF.
RPIDIV. I ONLY
DIV. I NON-CONF.1- 5
1- 5288
2880- 1
0- 15
5229
22986
8686
869
99
9

TOTALS

RPI 1-25

RPI 26-50

W-L RECORDS

RPI 51-100

RPI 101-150

RPI 150+

1- 5

0- 2

0- 0

OVERALL

0- 2

0- 1

1- 0

0- 2

0- 1

0- 0

HOME

0- 0

0- 1

0- 0

1- 1

0- 0

0- 0

AWAY

0- 1

0- 0

1- 0

0- 2

0- 1

0- 0

NEUTRAL

0- 1

0- 0

0- 0

1- 5

0- 2

0- 0

NON-CONFERENCE

0- 2

0- 1

1- 0

0- 2

0- 1

0- 0

HOME

0- 0

0- 1

0- 0

1- 1

0- 0

0- 0

AWAY

0- 1

0- 0

1- 0

0- 2

0- 1

0- 0

NEUTRAL

0- 1

0- 0

0- 0

0- 0

0- 0

0- 0

CONFERENCE

0- 0

0- 0

0- 0

0- 0

0- 0

0- 0

HOME

0- 0

0- 0

0- 0

0- 0

0- 0

0- 0

AWAY

0- 0

0- 0

0- 0

0- 0

0- 0

0- 0

NEUTRAL

0- 0

0- 0

0- 0

RPI 1-25

RPI 26-50

RPI 51-100

Team's RPI: 86

RPI 101+

| RPI | S | Opponent | Score |
|-----|---|----------|-------|
| 6 | H | Oregon | 58 88 |
| 14 | N | Colorado | 68 78 |

| RPI | S | Opponent | Score |
|-----|---|----------|-------|
|-----|---|----------|-------|

| RPI | S | Opponent | Score |
|-----|---|---------------------|-------|
| 62 | N | Southern California | 46 55 |
| 85 | A | Portland | 54 61 |

| RPI | S | Opponent | Score |
|-----|---|----------------|-------|
| 119 | H | BYU | 57 62 |
| 246 | A | Washington St. | 72 61 |

LAST 12 Division I GAMES:

| | | | | | | | | | |
|-----|---|---------------------|----|----|----|---|----------|----|----|
| 62 | N | Southern California | 46 | 55 | 85 | A | Portland | 54 | 61 |
| 119 | H | BYU | 57 | 62 | 14 | N | Colorado | 68 | 78 |
| 6 | H | Oregon | 58 | 88 | | | | | |
| 246 | A | Washington St. | 72 | 61 | | | | | |

Non-Div I Games:

Northern N.M.

106 35

Utah St.

Average RPI Win: 306

Average RPI Loss: 133

WON-LOST
RECORDWINNING
PCT. RANKLAST 10
GAMESSTRENGTH OF
SCHEDULEOPP. STRENGTH
OF SCHEDULETEAM
RPIADJ.
RPICONF.
RPIADJ CONF.
RPIDIV. I ONLY
DIV. I NON-CONF.1- 4
1- 4283
2830- 1
0- 163
63322
322254
254254
25429
2929
29

TOTALS

RPI 1-25

RPI 26-50

W-L RECORDS

RPI 51-100

RPI 101-150

RPI 150+

1- 4

0- 0

0- 0

OVERALL

0- 1

0- 2

1- 1

1- 2

0- 0

0- 0

HOME

0- 1

0- 1

1- 0

0- 2

0- 0

0- 0

AWAY

0- 0

0- 1

0- 1

0- 0

0- 0

0- 0

NEUTRAL

0- 0

0- 0

0- 0

1- 4

0- 0

0- 0

NON-CONFERENCE

0- 1

0- 2

1- 1

1- 2

0- 0

0- 0

HOME

0- 1

0- 1

1- 0

0- 2

0- 0

0- 0

AWAY

0- 0

0- 1

0- 1

0- 0

0- 0

0- 0

NEUTRAL

0- 0

0- 0

0- 0

0- 0

0- 0

0- 0

CONFERENCE

0- 0

0- 0

0- 0

0- 0

0- 0

0- 0

HOME

0- 0

0- 0

0- 0

0- 0

0- 0

0- 0

AWAY

0- 0

0- 0

0- 0

0- 0

0- 0

0- 0

NEUTRAL

0- 0

0- 0

0- 0

RPI 1-25

RPI 26-50

RPI 51-100

RPI 101+

Team's RPI: 254

RPI S Opponent Score

RPI S Opponent Score

RPI S Opponent Score

RPI S Opponent Score

85 H Portland 60 65

119 H BYU 51 77

147 A Utah 47 85

181 A Southern Utah 59 60

306 H UC Santa Barbara 63 54

LAST 12 Division I GAMES:

181 A Southern Utah 59 60

119 H BYU 51 77

147 A Utah 47 85

85 H Portland 60 65

306 H UC Santa Barbara 63 54

Non-Div I Games:

Ottawa (AZ)

90 61

La Verne

86 79

Arizona Christian 76 68

Utah Valley

| | | | | | | | | | | |
|-------------------|----------|-----------|----------------|------------|-------------|---------------|------|------|-------|-----------|
| Average RPI Win: | 210 | WON-LOST | WINNING | LAST 10 | STRENGTH OF | OPP. STRENGTH | TEAM | ADJ. | CONF. | ADJ CONF. |
| Average RPI Loss: | 28 | RECORD | PCT. RANK | GAMES | SCHEDULE | OF SCHEDULE | RPI | RPI | RPI | RPI |
| DIV. I ONLY | 6- 2 | 66 | 1- 0 | 82 | 172 | 41 | 41 | 15 | 15 | |
| DIV. I NON-CONF. | 6- 2 | 66 | 1- 0 | 82 | 172 | 41 | 41 | 15 | 15 | |
| ----- | | | | | | | | | | |
| TOTALS | RPI 1-25 | RPI 26-50 | W-L RECORDS | RPI 51-100 | RPI 101-150 | RPI 150+ | | | | |
| 6- 2 | 0- 1 | 0- 1 | OVERALL | 0- 0 | 1- 0 | 5- 0 | | | | |
| 3- 0 | 0- 0 | 0- 0 | HOME | 0- 0 | 1- 0 | 2- 0 | | | | |
| 2- 1 | 0- 0 | 0- 1 | AWAY | 0- 0 | 0- 0 | 2- 0 | | | | |
| 1- 1 | 0- 1 | 0- 0 | NEUTRAL | 0- 0 | 0- 0 | 1- 0 | | | | |
| 6- 2 | 0- 1 | 0- 1 | NON-CONFERENCE | 0- 0 | 1- 0 | 5- 0 | | | | |
| 3- 0 | 0- 0 | 0- 0 | HOME | 0- 0 | 1- 0 | 2- 0 | | | | |
| 2- 1 | 0- 0 | 0- 1 | AWAY | 0- 0 | 0- 0 | 2- 0 | | | | |
| 1- 1 | 0- 1 | 0- 0 | NEUTRAL | 0- 0 | 0- 0 | 1- 0 | | | | |
| 0- 0 | 0- 0 | 0- 0 | CONFERENCE | 0- 0 | 0- 0 | 0- 0 | | | | |
| 0- 0 | 0- 0 | 0- 0 | HOME | 0- 0 | 0- 0 | 0- 0 | | | | |
| 0- 0 | 0- 0 | 0- 0 | AWAY | 0- 0 | 0- 0 | 0- 0 | | | | |
| 0- 0 | 0- 0 | 0- 0 | NEUTRAL | 0- 0 | 0- 0 | 0- 0 | | | | |

| RPI | S | Opponent | Score | RPI | S | Opponent | Score | RPI | S | Opponent | Score | RPI | S | Opponent | Score |
|---------------------------|---|----------------|-------|-----|---|----------------|-------|-----|---|----------|-------|-----|---|----------------|-------|
| 23 | N | IUPUI | 61 63 | 32 | A | North Carolina | 47 59 | | | | | 122 | H | Wake Forest | 53 40 |
| | | | | | | | | | | | | 165 | H | UNCW | 58 47 |
| | | | | | | | | | | | | 166 | A | Georgetown | 47 45 |
| | | | | | | | | | | | | 174 | A | William & Mary | 72 55 |
| | | | | | | | | | | | | 282 | N | Weber St. | 64 36 |
| | | | | | | | | | | | | 350 | H | Longwood | 84 55 |
| ----- | | | | | | | | | | | | | | | |
| LAST 12 Division I GAMES: | | | | | | | | | | | | | | | |
| 282 | N | Weber St. | 64 36 | 166 | A | Georgetown | 47 45 | | | | | | | | |
| 122 | H | Wake Forest | 53 40 | 165 | H | UNCW | 58 47 | | | | | | | | |
| 32 | A | North Carolina | 47 59 | 23 | N | IUPUI | 61 63 | | | | | | | | |
| 350 | H | Longwood | 84 55 | | | | | | | | | | | | |
| 174 | A | William & Mary | 72 55 | | | | | | | | | | | | |

Non-Div I Games:

VCU

| | | | | | | | | | | |
|-------------------|----------|-----------|----------------|------------|-------------|---------------|------|------|-------|-----------|
| Average RPI Win: | 263 | WON-LOST | WINNING | LAST 10 | STRENGTH OF | OPP. STRENGTH | TEAM | ADJ. | CONF. | ADJ CONF. |
| Average RPI Loss: | 159 | RECORD | PCT. RANK | GAMES | SCHEDULE | OF SCHEDULE | RPI | RPI | RPI | RPI |
| DIV. I ONLY | 3- 5 | 216 | 1- 0 | 294 | 150 | 276 | 276 | 16 | 16 | |
| DIV. I NON-CONF. | 3- 5 | 216 | 1- 0 | 294 | 150 | 276 | 276 | 16 | 16 | |
| ----- | | | | | | | | | | |
| TOTALS | RPI 1-25 | RPI 26-50 | W-L RECORDS | RPI 51-100 | RPI 101-150 | RPI 150+ | | | | |
| 3- 5 | 0- 0 | 0- 0 | OVERALL | 0- 1 | 0- 2 | 3- 2 | | | | |
| 1- 2 | 0- 0 | 0- 0 | HOME | 0- 1 | 0- 1 | 1- 0 | | | | |
| 1- 3 | 0- 0 | 0- 0 | AWAY | 0- 0 | 0- 1 | 1- 2 | | | | |
| 1- 0 | 0- 0 | 0- 0 | NEUTRAL | 0- 0 | 0- 0 | 1- 0 | | | | |
| 3- 5 | 0- 0 | 0- 0 | NON-CONFERENCE | 0- 1 | 0- 2 | 3- 2 | | | | |
| 1- 2 | 0- 0 | 0- 0 | HOME | 0- 1 | 0- 1 | 1- 0 | | | | |
| 1- 3 | 0- 0 | 0- 0 | AWAY | 0- 0 | 0- 1 | 1- 2 | | | | |
| 1- 0 | 0- 0 | 0- 0 | NEUTRAL | 0- 0 | 0- 0 | 1- 0 | | | | |
| 0- 0 | 0- 0 | 0- 0 | CONFERENCE | 0- 0 | 0- 0 | 0- 0 | | | | |
| 0- 0 | 0- 0 | 0- 0 | HOME | 0- 0 | 0- 0 | 0- 0 | | | | |
| 0- 0 | 0- 0 | 0- 0 | AWAY | 0- 0 | 0- 0 | 0- 0 | | | | |
| 0- 0 | 0- 0 | 0- 0 | NEUTRAL | 0- 0 | 0- 0 | 0- 0 | | | | |

| RPI 1-25 | | | | RPI 26-50 | | | | RPI 51-100 | | | | RPI 101+ Team's RPI: 276 | | | |
|---------------------------|---|----------|-------|-----------|---|--------------|-------|------------|---|----------------------|-------|--------------------------|---|----------------------|-------|
| RPI | S | Opponent | Score | RPI | S | Opponent | Score | RPI | S | Opponent | Score | RPI | S | Opponent | Score |
| | | | | | | | | 92 | H | Toledo | 59 65 | 136 | H | North Dakota | 56 62 |
| | | | | | | | | | | | | 150 | A | Illinois | 54 73 |
| | | | | | | | | | | | | 206 | A | Morehead St. | 62 68 |
| | | | | | | | | | | | | 213 | A | UIC | 65 75 |
| | | | | | | | | | | | | 229 | H | Eastern Ill. | 62 60 |
| | | | | | | | | | | | | 235 | N | St. Francis Brooklyn | 78 76 |
| | | | | | | | | | | | | 324 | A | Chicago St. | 76 70 |
| LAST 12 Division I GAMES: | | | | | | | | | | | | | | | |
| | | | | 229 | H | Eastern Ill. | 62 60 | 324 | A | Chicago St. | 76 70 | | | | |
| | | | | 213 | A | UIC | 65 75 | 92 | H | Toledo | 59 65 | | | | |
| | | | | | | | | 235 | N | St. Francis Brooklyn | 78 76 | | | | |
| | | | | | | | | 206 | A | Morehead St. | 62 68 | | | | |
| | | | | | | | | 150 | A | Illinois | 54 73 | | | | |
| | | | | | | | | 136 | H | North Dakota | 56 62 | | | | |

Non-Div I Games:

Valparaiso

| | | | | | | | | | | |
|------------------|----------|-----------------|-------------------|----------------|----------------------|---------------------------|-------------|----------|-----------|---------------|
| Average RPI | Win: 314 | WON-LOST RECORD | WINNING PCT. RANK | LAST 10 GAMES | STRENGTH OF SCHEDULE | OPP. STRENGTH OF SCHEDULE | TEAM RPI | ADJ. RPI | CONF. RPI | ADJ CONF. RPI |
| Average RPI | Loss: 78 | | | | | | | | | |
| DIV. I ONLY | | 3- 5 | 216 | 0- 1 | 69 | 214 | 187 | 187 | 6 | 6 |
| DIV. I NON-CONF. | | 3- 5 | 216 | 0- 1 | 69 | 214 | 187 | 187 | 6 | 6 |
| ----- | | | | | | | | | | |
| TOTALS | RPI 1-25 | | RPI 26-50 | W-L RECORDS | RPI 51-100 | | RPI 101-150 | | RPI 150+ | |
| 3- 5 | 0- 2 | | 0- 0 | OVERALL | 0- 1 | | 0- 2 | | 3- 0 | |
| 3- 1 | 0- 0 | | 0- 0 | HOME | 0- 0 | | 0- 1 | | 3- 0 | |
| 0- 3 | 0- 1 | | 0- 0 | AWAY | 0- 1 | | 0- 1 | | 0- 0 | |
| 0- 1 | 0- 1 | | 0- 0 | NEUTRAL | 0- 0 | | 0- 0 | | 0- 0 | |
| 3- 5 | 0- 2 | | 0- 0 | NON-CONFERENCE | 0- 1 | | 0- 2 | | 3- 0 | |
| 3- 1 | 0- 0 | | 0- 0 | HOME | 0- 0 | | 0- 1 | | 3- 0 | |
| 0- 3 | 0- 1 | | 0- 0 | AWAY | 0- 1 | | 0- 1 | | 0- 0 | |
| 0- 1 | 0- 1 | | 0- 0 | NEUTRAL | 0- 0 | | 0- 0 | | 0- 0 | |
| 0- 0 | 0- 0 | | 0- 0 | CONFERENCE | 0- 0 | | 0- 0 | | 0- 0 | |
| 0- 0 | 0- 0 | | 0- 0 | HOME | 0- 0 | | 0- 0 | | 0- 0 | |
| 0- 0 | 0- 0 | | 0- 0 | AWAY | 0- 0 | | 0- 0 | | 0- 0 | |
| 0- 0 | 0- 0 | | 0- 0 | NEUTRAL | 0- 0 | | 0- 0 | | 0- 0 | |

| RPI 1-25 | | | | RPI 26-50 | | | | RPI 51-100 | | | | RPI 101+ Team's RPI: 187 | | | |
|---------------------------|---|---------------|-------|-----------|---|--------------|-------|------------|---|--------------|-------|--------------------------|---|---------------|-------|
| RPI | S | Opponent | Score | RPI | S | Opponent | Score | RPI | S | Opponent | Score | RPI | S | Opponent | Score |
| 3 | N | UConn | 42 80 | | | | | 98 | A | Middle Tenn. | 58 65 | 137 | H | North Ala. | 71 74 |
| 5 | A | NC State | 54 74 | | | | | | | | | 148 | A | Kansas St. | 61 72 |
| | | | | | | | | | | | | 293 | H | Tennessee St. | 89 63 |
| | | | | | | | | | | | | 302 | H | Presbyter ian | 78 43 |
| | | | | | | | | | | | | 347 | H | Austin Peay | 99 70 |
| ----- | | | | | | | | | | | | | | | |
| LAST 12 Division I GAMES: | | | | | | | | | | | | | | | |
| 148 | A | Kansas St. | 61 72 | 347 | H | Austin Peay | 99 70 | | | | | | | | |
| 302 | H | Presbyter ian | 78 43 | 98 | A | Middle Tenn. | 58 65 | | | | | | | | |
| 293 | H | Tennessee St. | 89 63 | 137 | H | North Ala. | 71 74 | | | | | | | | |
| 3 | N | UConn | 42 80 | | | | | | | | | | | | |
| 5 | A | NC State | 54 74 | | | | | | | | | | | | |

Non-Di v I Games:

Vanderbi l t

| | | | | | | | | | | |
|-------------------|----------|-----------------|-------------------|---------------|----------------------|---------------------------|----------|----------|-----------|---------------|
| Average RPI Win: | 315 | WON-LOST RECORD | WINNING PCT. RANK | LAST 10 GAMES | STRENGTH OF SCHEDULE | OPP. STRENGTH OF SCHEDULE | TEAM RPI | ADJ. RPI | CONF. RPI | ADJ CONF. RPI |
| Average RPI Loss: | 159 | | | | | | | | | |
| DIV. I ONLY | 3- 4 | 189 | 0- 1 | 251 | 281 | 292 | 292 | 22 | 22 | |
| DIV. I NON-CONF. | 3- 4 | 189 | 0- 1 | 251 | 281 | 292 | 292 | 22 | 22 | |
| ----- | | | | | | | | | | |
| TOTALS | RPI 1-25 | RPI 26-50 | W-L RECORDS | RPI 51-100 | RPI 101-150 | RPI 150+ | | | | |
| 3- 4 | 0- 0 | 0- 0 | OVERALL | 0- 1 | 0- 2 | 3- 1 | | | | |
| 2- 4 | 0- 0 | 0- 0 | HOME | 0- 1 | 0- 2 | 2- 1 | | | | |
| 1- 0 | 0- 0 | 0- 0 | AWAY | 0- 0 | 0- 0 | 1- 0 | | | | |
| 0- 0 | 0- 0 | 0- 0 | NEUTRAL | 0- 0 | 0- 0 | 0- 0 | | | | |
| 3- 4 | 0- 0 | 0- 0 | NON-CONFERENCE | 0- 1 | 0- 2 | 3- 1 | | | | |
| 2- 4 | 0- 0 | 0- 0 | HOME | 0- 1 | 0- 2 | 2- 1 | | | | |
| 1- 0 | 0- 0 | 0- 0 | AWAY | 0- 0 | 0- 0 | 1- 0 | | | | |
| 0- 0 | 0- 0 | 0- 0 | NEUTRAL | 0- 0 | 0- 0 | 0- 0 | | | | |
| 0- 0 | 0- 0 | 0- 0 | CONFERENCE | 0- 0 | 0- 0 | 0- 0 | | | | |
| 0- 0 | 0- 0 | 0- 0 | HOME | 0- 0 | 0- 0 | 0- 0 | | | | |
| 0- 0 | 0- 0 | 0- 0 | AWAY | 0- 0 | 0- 0 | 0- 0 | | | | |
| 0- 0 | 0- 0 | 0- 0 | NEUTRAL | 0- 0 | 0- 0 | 0- 0 | | | | |

| RPI 1-25 | | | | RPI 26-50 | | | | RPI 51-100 | | | | RPI 101+ | | | | Team's RPI: 292 |
|---------------------------|---|----------|-------|-----------|---|--------------|-------|------------|---|--------------|-------|----------|---|------------|-------|-----------------|
| RPI | S | Opponent | Score | RPI | S | Opponent | Score | RPI | S | Opponent | Score | RPI | S | Opponent | Score | |
| | | | | | | | | 89 | H | Rhode Island | 58 61 | 123 | H | Drexel | 44 60 | |
| | | | | | | | | | | | | 126 | H | Holy Cross | 40 65 | |
| | | | | | | | | | | | | 289 | H | Rider | 54 49 | |
| | | | | | | | | | | | | 299 | H | Dartmouth | 42 66 | |
| | | | | | | | | | | | | 314 | H | Wagner | 56 54 | |
| | | | | | | | | | | | | 342 | A | NJIT | 71 63 | |
| ----- | | | | | | | | | | | | | | | | |
| LAST 12 Division I GAMES: | | | | | | | | | | | | | | | | |
| | | | | 314 | H | Wagner | 56 54 | 123 | H | Drexel | 44 60 | | | | | |
| | | | | 89 | H | Rhode Island | 58 61 | 342 | A | NJIT | 71 63 | | | | | |
| | | | | 299 | H | Dartmouth | 42 66 | 126 | H | Holy Cross | 40 65 | | | | | |
| | | | | 289 | H | Rider | 54 49 | | | | | | | | | |

Non-Div I Games: Norwich 78 28

Vermont

| | | | | | | | | | | |
|------------------|----------|-----------------|-------------------|---------------|----------------------|---------------------------|------------|----------|-------------|---------------|
| Average RPI | Win: 227 | WON-LOST RECORD | WINNING PCT. RANK | LAST 10 GAMES | STRENGTH OF SCHEDULE | OPP. STRENGTH OF SCHEDULE | TEAM RPI | ADJ. RPI | CONF. RPI | ADJ CONF. RPI |
| Average RPI | Loss: 45 | | | | | | | | | |
| DIV. I ONLY | | 5- 2 | 78 | 1- 0 | 119 | 168 | 70 | 70 | 5 | 5 |
| DIV. I NON-CONF. | | 5- 2 | 78 | 1- 0 | 119 | 168 | 70 | 70 | 5 | 5 |
| ----- | | | | | | | | | | |
| TOTALS | RPI 1-25 | | RPI 26-50 | | W-L RECORDS | | RPI 51-100 | | RPI 101-150 | RPI 150+ |
| 5- 2 | 0- 0 | | 0- 2 | | OVERALL | | 0- 0 | | 1- 0 | 4- 0 |
| 3- 0 | 0- 0 | | 0- 0 | | HOME | | 0- 0 | | 0- 0 | 3- 0 |
| 2- 1 | 0- 0 | | 0- 1 | | AWAY | | 0- 0 | | 1- 0 | 1- 0 |
| 0- 1 | 0- 0 | | 0- 1 | | NEUTRAL | | 0- 0 | | 0- 0 | 0- 0 |
| 5- 2 | 0- 0 | | 0- 2 | | NON-CONFERENCE | | 0- 0 | | 1- 0 | 4- 0 |
| 3- 0 | 0- 0 | | 0- 0 | | HOME | | 0- 0 | | 0- 0 | 3- 0 |
| 2- 1 | 0- 0 | | 0- 1 | | AWAY | | 0- 0 | | 1- 0 | 1- 0 |
| 0- 1 | 0- 0 | | 0- 1 | | NEUTRAL | | 0- 0 | | 0- 0 | 0- 0 |
| 0- 0 | 0- 0 | | 0- 0 | | CONFERENCE | | 0- 0 | | 0- 0 | 0- 0 |
| 0- 0 | 0- 0 | | 0- 0 | | HOME | | 0- 0 | | 0- 0 | 0- 0 |
| 0- 0 | 0- 0 | | 0- 0 | | AWAY | | 0- 0 | | 0- 0 | 0- 0 |
| 0- 0 | 0- 0 | | 0- 0 | | NEUTRAL | | 0- 0 | | 0- 0 | 0- 0 |

| RPI | S | Opponent | Score | RPI | S | Opponent | Score | RPI | S | Opponent | Score | RPI | S | Opponent | Score |
|---------------------------|---|----------------|-------|-----|---|---------------|-------|-----|---|----------|-------|-----|---|----------------|-------|
| 42 | A | UCF | 56 71 | 48 | N | Virginia Tech | 59 61 | | | | | 128 | A | Lehigh | 70 48 |
| | | | | | | | | | | | | 175 | H | Hartford | 59 41 |
| | | | | | | | | | | | | 201 | H | Princeton | 67 46 |
| | | | | | | | | | | | | 312 | H | La Salle | 81 68 |
| | | | | | | | | | | | | 320 | A | Saint Joseph's | 47 35 |
| ----- | | | | | | | | | | | | | | | |
| LAST 12 Division I GAMES: | | | | | | | | | | | | | | | |
| 320 | A | Saint Joseph's | 47 35 | 42 | A | UCF | 56 71 | | | | | | | | |
| 201 | H | Princeton | 67 46 | 48 | N | Virginia Tech | 59 61 | | | | | | | | |
| | | | | 312 | H | La Salle | 81 68 | | | | | | | | |
| | | | | 128 | A | Lehigh | 70 48 | | | | | | | | |
| | | | | 175 | H | Hartford | 59 41 | | | | | | | | |

Non-Div I Games:

Villanova

| | | | | | | | | | | |
|----------------------|--|----------|-----------|----------------|-------------|---------------|-------------|----------|-------|-----------|
| Average RPI Win: 211 | | WON-LOST | WINNING | LAST 10 | STRENGTH OF | OPP. STRENGTH | TEAM | ADJ. | CONF. | ADJ CONF. |
| Average RPI Loss: 76 | | RECORD | PCT. RANK | GAMES | SCHEDULE | OF SCHEDULE | RPI | RPI | RPI | RPI |
| DIV. I ONLY | | 3- 5 | 216 | 1- 0 | 37 | 182 | 146 | 146 | 1 | 1 |
| DIV. I NON-CONF. | | 3- 5 | 216 | 1- 0 | 37 | 182 | 146 | 146 | 1 | 1 |
| ----- | | | | | | | | | | |
| TOTALS | | RPI 1-25 | RPI 26-50 | W-L RECORDS | | RPI 51-100 | RPI 101-150 | RPI 150+ | | |
| 3- 5 | | 0- 1 | 1- 2 | OVERALL | | 0- 1 | 0- 0 | 2- 1 | | |
| 2- 3 | | 0- 0 | 0- 2 | HOME | | 0- 0 | 0- 0 | 2- 1 | | |
| 1- 2 | | 0- 1 | 1- 0 | AWAY | | 0- 1 | 0- 0 | 0- 0 | | |
| 0- 0 | | 0- 0 | 0- 0 | NEUTRAL | | 0- 0 | 0- 0 | 0- 0 | | |
| 3- 5 | | 0- 1 | 1- 2 | NON-CONFERENCE | | 0- 1 | 0- 0 | 2- 1 | | |
| 2- 3 | | 0- 0 | 0- 2 | HOME | | 0- 0 | 0- 0 | 2- 1 | | |
| 1- 2 | | 0- 1 | 1- 0 | AWAY | | 0- 1 | 0- 0 | 0- 0 | | |
| 0- 0 | | 0- 0 | 0- 0 | NEUTRAL | | 0- 0 | 0- 0 | 0- 0 | | |
| 0- 0 | | 0- 0 | 0- 0 | CONFERENCE | | 0- 0 | 0- 0 | 0- 0 | | |
| 0- 0 | | 0- 0 | 0- 0 | HOME | | 0- 0 | 0- 0 | 0- 0 | | |
| 0- 0 | | 0- 0 | 0- 0 | AWAY | | 0- 0 | 0- 0 | 0- 0 | | |
| 0- 0 | | 0- 0 | 0- 0 | NEUTRAL | | 0- 0 | 0- 0 | 0- 0 | | |

| RPI 1-25 | | | | RPI 26-50 | | | | RPI 51-100 | | | | RPI 101+ | | | | Team's RPI: 146 | |
|---------------------------|---|----------|-------|-----------|---|-------------------|-------|------------|---|-------------------|-------|----------|---|---------------|-------|-----------------|--|
| RPI | S | Opponent | Score | RPI | S | Opponent | Score | RPI | S | Opponent | Score | RPI | S | Opponent | Score | | |
| 22 | A | Kentucky | 51 63 | 33 | A | Old Domini on | 73 67 | 80 | A | Mi chi gan St. | 66 91 | 185 | H | Sai nt Loui s | 65 67 | | |
| | | | | 45 | H | Missi ssi ppi St. | 44 72 | | | | | 300 | H | N. C. A&T | 67 57 | | |
| | | | | 49 | H | Central Mi ch. | 61 74 | | | | | 301 | H | Coppi n St. | 55 41 | | |
| LAST 12 Division I GAMES: | | | | | | | | | | | | | | | | | |
| | | | | 80 | A | Mi chi gan St. | 66 91 | 301 | H | Coppi n St. | 55 41 | | | | | | |
| | | | | 185 | H | Sai nt Loui s | 65 67 | 45 | H | Missi ssi ppi St. | 44 72 | | | | | | |
| | | | | 49 | H | Central Mi ch. | 61 74 | | | | | | | | | | |
| | | | | 300 | H | N. C. A&T | 67 57 | | | | | | | | | | |
| | | | | 33 | A | Old Domini on | 73 67 | | | | | | | | | | |
| | | | | 22 | A | Kentucky | 51 63 | | | | | | | | | | |

Non-Div I Games:

Virginia

| Average RPI | | Win: 195 | WON-LOST RECORD | WINNING PCT. RANK | LAST 10 GAMES | STRENGTH OF SCHEDULE | OPP. STRENGTH OF SCHEDULE | TEAM RPI | ADJ. RPI | CONF. RPI | ADJ. CONF. RPI |
|------------------|------|----------|-----------------|-------------------|---------------|----------------------|---------------------------|-------------|----------|-----------|----------------|
| Loss: 0 | | | 9- 0 | 1 | 1- 0 | 242 | 123 | 48 | 48 | 1 | 1 |
| DIV. I ONLY | | | 9- 0 | 1 | 1- 0 | 242 | 123 | 48 | 48 | 1 | 1 |
| DIV. I NON-CONF. | | | 9- 0 | 1 | 1- 0 | 242 | 123 | 48 | 48 | 1 | 1 |
| TOTALS | | RPI 1-25 | | RPI 26-50 | | W-L RECORDS | RPI 51-100 | RPI 101-150 | | RPI 150+ | |
| 9- 0 | 0- 0 | | | 0- 0 | | OVERALL | 2- 0 | 2- 0 | | 5- 0 | |
| 6- 0 | 0- 0 | | | 0- 0 | | HOME | 1- 0 | 2- 0 | | 3- 0 | |
| 1- 0 | 0- 0 | | | 0- 0 | | AWAY | 0- 0 | 0- 0 | | 1- 0 | |
| 2- 0 | 0- 0 | | | 0- 0 | | NEUTRAL | 1- 0 | 0- 0 | | 1- 0 | |
| 9- 0 | 0- 0 | | | 0- 0 | | NON-CONFERENCE | 2- 0 | 2- 0 | | 5- 0 | |
| 6- 0 | 0- 0 | | | 0- 0 | | HOME | 1- 0 | 2- 0 | | 3- 0 | |
| 1- 0 | 0- 0 | | | 0- 0 | | AWAY | 0- 0 | 0- 0 | | 1- 0 | |
| 2- 0 | 0- 0 | | | 0- 0 | | NEUTRAL | 1- 0 | 0- 0 | | 1- 0 | |
| 0- 0 | 0- 0 | | | 0- 0 | | CONFERENCE | 0- 0 | 0- 0 | | 0- 0 | |
| 0- 0 | 0- 0 | | | 0- 0 | | HOME | 0- 0 | 0- 0 | | 0- 0 | |
| 0- 0 | 0- 0 | | | 0- 0 | | AWAY | 0- 0 | 0- 0 | | 0- 0 | |
| 0- 0 | 0- 0 | | | 0- 0 | | NEUTRAL | 0- 0 | 0- 0 | | 0- 0 | |

| RPI 1-25 | | | | RPI 26-50 | | | | Team's RPI: 48 | | | | RPI 51-100 | | | | RPI 101+ | | | |
|---------------------------|---|----------|-------|-----------|---|--------------|-------|----------------|---|-------------|-------|------------|---|-------------|-------|----------|---|--------------|-------|
| RPI | S | Opponent | Score | RPI | S | Opponent | Score | RPI | S | Opponent | Score | RPI | S | Opponent | Score | RPI | S | Opponent | Score |
| | | | | | | | | | | | | 70 | N | Villanova | 61 59 | 127 | H | Rutgers | 67 51 |
| | | | | | | | | | | | | 99 | H | Chattanooga | 74 59 | 134 | H | Monmouth | 82 49 |
| | | | | | | | | | | | | | | | | 173 | H | Radford | 55 44 |
| | | | | | | | | | | | | | | | | 255 | A | Liberty | 72 61 |
| | | | | | | | | | | | | | | | | 258 | H | Ga. Southern | 78 49 |
| | | | | | | | | | | | | | | | | 309 | N | Richmond | 85 57 |
| | | | | | | | | | | | | | | | | 332 | H | USC Upstate | 96 45 |
| LAST 12 Division I GAMES: | | | | | | | | | | | | | | | | | | | |
| | | | | 134 | H | Monmouth | 82 49 | 173 | H | Radford | 55 44 | | | | | | | | |
| | | | | 255 | A | Liberty | 72 61 | 127 | H | Rutgers | 67 51 | | | | | | | | |
| | | | | 258 | H | Ga. Southern | 78 49 | 309 | N | Richmond | 85 57 | | | | | | | | |
| | | | | 332 | H | USC Upstate | 96 45 | 70 | N | Villanova | 61 59 | | | | | | | | |
| | | | | | | | | 99 | H | Chattanooga | 74 59 | | | | | | | | |

Non-Div I Games:

Virginia Tech

Average RPI Win: 350

Average RPI Loss: 215

WON-LOST
RECORDWINNING
PCT. RANKLAST 10
GAMESSTRENGTH OF
SCHEDULEOPP. STRENGTH
OF SCHEDULETEAM
RPIADJ.
RPICONF.
RPIADJ CONF.
RPIDIV. I ONLY
DIV. I NON-CONF.1- 7
1- 7316
3160- 1
0- 1221
221340
340314
314314
31431
3131
31

TOTALS

RPI 1-25

RPI 26-50

W-L RECORDS

RPI 51-100

RPI 101-150

RPI 150+

1- 7

0- 0

0- 0

OVERALL

0- 0

0- 2

1- 5

0- 2

0- 0

0- 0

HOME

0- 0

0- 0

0- 2

1- 4

0- 0

0- 0

AWAY

0- 0

0- 2

1- 2

0- 1

0- 0

0- 0

NEUTRAL

0- 0

0- 0

0- 1

1- 7

0- 0

0- 0

NON-CONFERENCE

0- 0

0- 2

1- 5

0- 2

0- 0

0- 0

HOME

0- 0

0- 0

0- 2

1- 4

0- 0

0- 0

AWAY

0- 0

0- 2

1- 2

0- 1

0- 0

0- 0

NEUTRAL

0- 0

0- 0

0- 1

0- 0

0- 0

0- 0

CONFERENCE

0- 0

0- 0

0- 0

0- 0

0- 0

0- 0

HOME

0- 0

0- 0

0- 0

0- 0

0- 0

0- 0

AWAY

0- 0

0- 0

0- 0

0- 0

0- 0

0- 0

NEUTRAL

0- 0

0- 0

0- 0

RPI 1-25

RPI 26-50

RPI 51-100

RPI 101+

Team's RPI: 314

RPI S Opponent Score

RPI S Opponent Score

RPI S Opponent Score

RPI S Opponent Score

106 A Fordham 59 80

138 A Seton Hall 40 95

164 H Yale 41 74

244 A Saint Peter's 57 69

256 N Siena 71 74

292 A Vermont 54 56

304 H Lafayette 43 66

350 A Longwood 86 60

LAST 12 Division I GAMES:

256 N Siena 71 74 164 H Yale 41 74

244 A Saint Peter's 57 69 292 A Vermont 54 56

304 H Lafayette 43 66

350 A Longwood 86 60

106 A Fordham 59 80

138 A Seton Hall 40 95

W
a
g
n
e
rW
a
g
n
e
r

Non-Div I Games:

Wagner

| | | | | | | | | | | |
|------------------|----------|-----------|----------------|------------|-------------|---------------|------|------|-------|-----------|
| Average RPI | Win: 211 | WON-LOST | WINNING | LAST 10 | STRENGTH OF | OPP. STRENGTH | TEAM | ADJ. | CONF. | ADJ CONF. |
| Average RPI | Loss: 65 | RECORD | PCT. RANK | GAMES | SCHEDULE | OF SCHEDULE | RPI | RPI | RPI | RPI |
| DIV. I ONLY | 4- 4 | 159 | 1- 0 | 27 | 241 | 122 | 122 | 1 | 1 | |
| DIV. I NON-CONF. | 4- 4 | 159 | 1- 0 | 27 | 241 | 122 | 122 | 1 | 1 | |
| ----- | | | | | | | | | | |
| TOTALS | RPI 1-25 | RPI 26-50 | W-L RECORDS | RPI 51-100 | RPI 101-150 | RPI 150+ | | | | |
| 4- 4 | 0- 0 | 0- 3 | OVERALL | 1- 0 | 0- 1 | 3- 0 | | | | |
| 4- 2 | 0- 0 | 0- 2 | HOME | 1- 0 | 0- 0 | 3- 0 | | | | |
| 0- 2 | 0- 0 | 0- 1 | AWAY | 0- 0 | 0- 1 | 0- 0 | | | | |
| 0- 0 | 0- 0 | 0- 0 | NEUTRAL | 0- 0 | 0- 0 | 0- 0 | | | | |
| 4- 4 | 0- 0 | 0- 3 | NON-CONFERENCE | 1- 0 | 0- 1 | 3- 0 | | | | |
| 4- 2 | 0- 0 | 0- 2 | HOME | 1- 0 | 0- 0 | 3- 0 | | | | |
| 0- 2 | 0- 0 | 0- 1 | AWAY | 0- 0 | 0- 1 | 0- 0 | | | | |
| 0- 0 | 0- 0 | 0- 0 | NEUTRAL | 0- 0 | 0- 0 | 0- 0 | | | | |
| 0- 0 | 0- 0 | 0- 0 | CONFERENCE | 0- 0 | 0- 0 | 0- 0 | | | | |
| 0- 0 | 0- 0 | 0- 0 | HOME | 0- 0 | 0- 0 | 0- 0 | | | | |
| 0- 0 | 0- 0 | 0- 0 | AWAY | 0- 0 | 0- 0 | 0- 0 | | | | |
| 0- 0 | 0- 0 | 0- 0 | NEUTRAL | 0- 0 | 0- 0 | 0- 0 | | | | |

| RPI 1-25 | | | | RPI 26-50 | | | | RPI 51-100 | | | | RPI 101+ Team's RPI: 122 | | | | | | | |
|---------------------------|---|----------|-------|-----------|---|-----------------|-------|------------|---|-----------------|-------|--------------------------|---|---------------|-------|--|--|--|--|
| RPI | S | Opponent | Score | RPI | S | Opponent | Score | RPI | S | Opponent | Score | RPI | S | Opponent | Score | | | | |
| | | | | 34 | H | Indiana | 73 87 | 95 | H | St. John's (NY) | 64 59 | 144 | A | East Carolina | 61 70 | | | | |
| | | | | 40 | H | Xavier | 50 62 | | | | | 211 | H | Mercer | 69 54 | | | | |
| | | | | 41 | A | VCU | 40 53 | | | | | 227 | H | Towson | 60 53 | | | | |
| | | | | | | | | | | | | 309 | H | Richmond | 62 48 | | | | |
| ----- | | | | | | | | | | | | | | | | | | | |
| LAST 12 Division I GAMES: | | | | | | | | | | | | | | | | | | | |
| | | | | 95 | H | St. John's (NY) | 64 59 | 211 | H | Mercer | 69 54 | | | | | | | | |
| | | | | 34 | H | Indiana | 73 87 | 227 | H | Towson | 60 53 | | | | | | | | |
| | | | | 144 | A | East Carolina | 61 70 | | | | | | | | | | | | |
| | | | | 40 | H | Xavier | 50 62 | | | | | | | | | | | | |
| | | | | 41 | A | VCU | 40 53 | | | | | | | | | | | | |
| | | | | 309 | H | Richmond | 62 48 | | | | | | | | | | | | |

Non-Div I Games:

Wake Forest

| | | | | | | | | | | |
|-------------------|----------|-----------|----------------|------------|-------------|---------------|------|------|-------|-----------|
| Average RPI Win: | 158 | WON-LOST | WINNING | LAST 10 | STRENGTH OF | OPP. STRENGTH | TEAM | ADJ. | CONF. | ADJ CONF. |
| Average RPI Loss: | 51 | RECORD | PCT. RANK | GAMES | SCHEDULE | OF SCHEDULE | RPI | RPI | RPI | RPI |
| DIV. I ONLY | 5- 3 | 114 | 0- 1 | 86 | 43 | 67 | 67 | 2 | 2 | |
| DIV. I NON-CONF. | 5- 3 | 114 | 0- 1 | 86 | 43 | 67 | 67 | 2 | 2 | |
| ----- | | | | | | | | | | |
| TOTALS | RPI 1-25 | RPI 26-50 | W-L RECORDS | RPI 51-100 | RPI 101-150 | RPI 150+ | | | | |
| 5- 3 | 0- 1 | 1- 1 | OVERALL | 0- 0 | 1- 1 | 3- 0 | | | | |
| 3- 0 | 0- 0 | 0- 0 | HOME | 0- 0 | 1- 0 | 2- 0 | | | | |
| 1- 1 | 0- 0 | 0- 1 | AWAY | 0- 0 | 0- 0 | 1- 0 | | | | |
| 1- 2 | 0- 1 | 1- 0 | NEUTRAL | 0- 0 | 0- 1 | 0- 0 | | | | |
| 5- 3 | 0- 1 | 1- 1 | NON-CONFERENCE | 0- 0 | 1- 1 | 3- 0 | | | | |
| 3- 0 | 0- 0 | 0- 0 | HOME | 0- 0 | 1- 0 | 2- 0 | | | | |
| 1- 1 | 0- 0 | 0- 1 | AWAY | 0- 0 | 0- 0 | 1- 0 | | | | |
| 1- 2 | 0- 1 | 1- 0 | NEUTRAL | 0- 0 | 0- 1 | 0- 0 | | | | |
| 0- 0 | 0- 0 | 0- 0 | CONFERENCE | 0- 0 | 0- 0 | 0- 0 | | | | |
| 0- 0 | 0- 0 | 0- 0 | HOME | 0- 0 | 0- 0 | 0- 0 | | | | |
| 0- 0 | 0- 0 | 0- 0 | AWAY | 0- 0 | 0- 0 | 0- 0 | | | | |
| 0- 0 | 0- 0 | 0- 0 | NEUTRAL | 0- 0 | 0- 0 | 0- 0 | | | | |

| RPI 1-25 | | | | RPI 26-50 | | | | RPI 51-100 Team's RPI: 67 | | | | RPI 101+ | | | |
|---------------------------|---|-------------------|-------|-----------|---|--------------|-------|---------------------------|---|----------|-------|----------|---|-------------------|-------|
| RPI | S | Opponent | Score | RPI | S | Opponent | Score | RPI | S | Opponent | Score | RPI | S | Opponent | Score |
| 20 | N | Michigan | 73 80 | 26 | A | Tulane | 51 63 | | | | | 106 | N | Fordham | 57 65 |
| | | | | 28 | N | Duke | 71 64 | | | | | 114 | H | Northern Ariz. | 81 59 |
| | | | | | | | | | | | | 151 | H | George Mason | 81 52 |
| | | | | | | | | | | | | 238 | H | Cal St. Fullerton | 83 74 |
| | | | | | | | | | | | | 260 | A | Seattle U | 69 58 |
| LAST 12 Division I GAMES: | | | | | | | | | | | | | | | |
| 28 | N | Duke | 71 64 | 20 | N | Michigan | 73 80 | | | | | | | | |
| 26 | A | Tulane | 51 63 | 106 | N | Fordham | 57 65 | | | | | | | | |
| 114 | H | Northern Ariz. | 81 59 | 151 | H | George Mason | 81 52 | | | | | | | | |
| 238 | H | Cal St. Fullerton | 83 74 | 260 | A | Seattle U | 69 58 | | | | | | | | |

Non-Div I Games:

Washington

| | | | | | | | | | | | |
|------------------|----------|------|-----------|-----------|----------------|-------------|---------------|-------------|------|----------|-----------|
| Average RPI | Win: | 191 | WON-LOST | WINNING | LAST 10 | STRENGTH OF | OPP. STRENGTH | TEAM | ADJ. | CONF. | ADJ CONF. |
| Average RPI | Loss: | 94 | RECORD | PCT. RANK | GAMES | SCHEDULE | OF SCHEDULE | RPI | RPI | RPI | RPI |
| DIV. I ONLY | | 4- 4 | | 159 | 1- 0 | 267 | 35 | 246 | 246 | 2 | 2 |
| DIV. I NON-CONF. | | 4- 4 | | 159 | 1- 0 | 267 | 35 | 246 | 246 | 2 | 2 |
| ----- | | | | | | | | | | | |
| TOTALS | RPI 1-25 | | RPI 26-50 | | W-L RECORDS | RPI 51-100 | | RPI 101-150 | | RPI 150+ | |
| 4- 4 | 0- 0 | | 0- 1 | | OVERALL | 1- 1 | | 0- 2 | | 3- 0 | |
| 3- 3 | 0- 0 | | 0- 1 | | HOME | 1- 1 | | 0- 1 | | 2- 0 | |
| 0- 1 | 0- 0 | | 0- 0 | | AWAY | 0- 0 | | 0- 1 | | 0- 0 | |
| 1- 0 | 0- 0 | | 0- 0 | | NEUTRAL | 0- 0 | | 0- 0 | | 1- 0 | |
| 4- 4 | 0- 0 | | 0- 1 | | NON-CONFERENCE | 1- 1 | | 0- 2 | | 3- 0 | |
| 3- 3 | 0- 0 | | 0- 1 | | HOME | 1- 1 | | 0- 1 | | 2- 0 | |
| 0- 1 | 0- 0 | | 0- 0 | | AWAY | 0- 0 | | 0- 1 | | 0- 0 | |
| 1- 0 | 0- 0 | | 0- 0 | | NEUTRAL | 0- 0 | | 0- 0 | | 1- 0 | |
| 0- 0 | 0- 0 | | 0- 0 | | CONFERENCE | 0- 0 | | 0- 0 | | 0- 0 | |
| 0- 0 | 0- 0 | | 0- 0 | | HOME | 0- 0 | | 0- 0 | | 0- 0 | |
| 0- 0 | 0- 0 | | 0- 0 | | AWAY | 0- 0 | | 0- 0 | | 0- 0 | |
| 0- 0 | 0- 0 | | 0- 0 | | NEUTRAL | 0- 0 | | 0- 0 | | 0- 0 | |

| RPI 1-25 | | | | RPI 26-50 | | | | RPI 51-100 | | | | RPI 101+ Team's RPI: 246 | | | |
|---------------------------|---|----------|-------|-----------|---|-------------------|-------|------------|---|-------------------|-------|--------------------------|---|------------------|-------|
| RPI | S | Opponent | Score | RPI | S | Opponent | Score | RPI | S | Opponent | Score | RPI | S | Opponent | Score |
| | | | | 50 | H | Saint Mary's (CA) | 64 70 | 53 | H | Boise St. | 95 71 | 115 | A | CSUN | 52 65 |
| | | | | | | | | 86 | H | Utah St. | 61 72 | 124 | H | UC Davis | 62 75 |
| | | | | | | | | | | | | 190 | H | Nebraska | 87 84 |
| | | | | | | | | | | | | 243 | N | Jacksonville St. | 64 51 |
| | | | | | | | | | | | | 277 | H | San Francisco | 91 61 |
| ----- | | | | | | | | | | | | | | | |
| LAST 12 Division I GAMES: | | | | | | | | | | | | | | | |
| | | | | 243 | N | Jacksonville St. | 64 51 | 277 | H | San Francisco | 91 61 | | | | |
| | | | | 53 | H | Boise St. | 95 71 | 115 | A | CSUN | 52 65 | | | | |
| | | | | | | | | 124 | H | UC Davis | 62 75 | | | | |
| | | | | | | | | 190 | H | Nebraska | 87 84 | | | | |
| | | | | | | | | 50 | H | Saint Mary's (CA) | 64 70 | | | | |
| | | | | | | | | 86 | H | Utah St. | 61 72 | | | | |

Non-Div I Games:

Washington St.

Average RPI Win: 327

Average RPI Loss: 115

WON-LOST
RECORDWINNING
PCT. RANKLAST 10
GAMESSTRENGTH OF
SCHEDULEOPP. STRENGTH
OF SCHEDULETEAM
RPIADJ.
RPICONF.
RPIADJ CONF.
RPIDIV. I ONLY
DIV. I NON-CONF.2- 3
2- 3207
2070- 0
0- 0299
299147
147282
282282
28210
1010
10

TOTALS

RPI 1-25

RPI 26-50

W-L RECORDS

RPI 51-100

RPI 101-150

RPI 150+

2- 3

0- 0

0- 1

OVERALL

0- 1

0- 0

2- 1

1- 1

0- 0

0- 0

HOME

0- 1

0- 0

1- 0

1- 1

0- 0

0- 0

AWAY

0- 0

0- 0

1- 1

0- 1

0- 0

0- 1

NEUTRAL

0- 0

0- 0

0- 0

2- 3

0- 0

0- 1

NON-CONFERENCE

0- 1

0- 0

2- 1

1- 1

0- 0

0- 0

HOME

0- 1

0- 0

1- 0

1- 1

0- 0

0- 0

AWAY

0- 0

0- 0

1- 1

0- 1

0- 0

0- 1

NEUTRAL

0- 0

0- 0

0- 0

0- 0

0- 0

0- 0

CONFERENCE

0- 0

0- 0

0- 0

0- 0

0- 0

0- 0

HOME

0- 0

0- 0

0- 0

0- 0

0- 0

0- 0

AWAY

0- 0

0- 0

0- 0

0- 0

0- 0

0- 0

NEUTRAL

0- 0

0- 0

0- 0

RPI 1-25

RPI S Opponent Score

RPI 26-50

RPI S Opponent Score
41 N VCU 36 64

RPI 51-100

RPI S Opponent Score
85 H Portland 73 89

RPI 101+

Team's RPI: 282

RPI S Opponent Score
219 A UTSA 59 66
313 A Incarnate Word 72 64
340 H UTEP 68 63

LAST 12 Division I GAMES:

340 H UTEP 68 63
219 A UTSA 59 66
41 N VCU 36 64
313 A Incarnate Word 72 64
85 H Portland 73 89

Non-Div I Games:

La Verne

105 43

Weber St.

| | | | | | | | | | | | |
|------------------|----------|------|-----------|-----------|----------------|-------------|---------------|-------------|------|----------|-----------|
| Average RPI | Win: | 297 | WON-LOST | WINNING | LAST 10 | STRENGTH OF | OPP. STRENGTH | TEAM | ADJ. | CONF. | ADJ CONF. |
| Average RPI | Loss: | 75 | RECORD | PCT. RANK | GAMES | SCHEDULE | OF SCHEDULE | RPI | RPI | RPI | RPI |
| DIV. I ONLY | | 4- 2 | | 100 | 1- 0 | 339 | 130 | 284 | 284 | 4 | 4 |
| DIV. I NON-CONF. | | 4- 2 | | 100 | 1- 0 | 339 | 130 | 284 | 284 | 4 | 4 |
| ----- | | | | | | | | | | | |
| TOTALS | RPI 1-25 | | RPI 26-50 | | W-L RECORDS | RPI 51-100 | | RPI 101-150 | | RPI 150+ | |
| 4- 2 | 0- 0 | | 0- 0 | | OVERALL | 0- 2 | | 0- 0 | | 4- 0 | |
| 3- 1 | 0- 0 | | 0- 0 | | HOME | 0- 1 | | 0- 0 | | 3- 0 | |
| 0- 0 | 0- 0 | | 0- 0 | | AWAY | 0- 0 | | 0- 0 | | 0- 0 | |
| 1- 1 | 0- 0 | | 0- 0 | | NEUTRAL | 0- 1 | | 0- 0 | | 1- 0 | |
| 4- 2 | 0- 0 | | 0- 0 | | NON-CONFERENCE | 0- 2 | | 0- 0 | | 4- 0 | |
| 3- 1 | 0- 0 | | 0- 0 | | HOME | 0- 1 | | 0- 0 | | 3- 0 | |
| 0- 0 | 0- 0 | | 0- 0 | | AWAY | 0- 0 | | 0- 0 | | 0- 0 | |
| 1- 1 | 0- 0 | | 0- 0 | | NEUTRAL | 0- 1 | | 0- 0 | | 1- 0 | |
| 0- 0 | 0- 0 | | 0- 0 | | CONFERENCE | 0- 0 | | 0- 0 | | 0- 0 | |
| 0- 0 | 0- 0 | | 0- 0 | | HOME | 0- 0 | | 0- 0 | | 0- 0 | |
| 0- 0 | 0- 0 | | 0- 0 | | AWAY | 0- 0 | | 0- 0 | | 0- 0 | |
| 0- 0 | 0- 0 | | 0- 0 | | NEUTRAL | 0- 0 | | 0- 0 | | 0- 0 | |

| RPI 1-25 | | | | RPI 26-50 | | | | RPI 51-100 | | | | RPI 101+ | | | | Team's RPI: 284 |
|---------------------------|---|----------|-------|-----------|---|-------------|-------|------------|---|------------|-------|----------|---|-------------|-------|-----------------|
| RPI | S | Opponent | Score | RPI | S | Opponent | Score | RPI | S | Opponent | Score | RPI | S | Opponent | Score | |
| | | | | | | | | 68 | H | Missouri | 51 68 | 271 | H | Bryant | 94 48 | |
| | | | | | | | | 82 | N | Iowa | 81 84 | 275 | N | Eastern Ky. | 81 39 | |
| | | | | | | | | | | | | 301 | H | Coppin St. | 78 37 | |
| | | | | | | | | | | | | 342 | H | NJIT | 95 50 | |
| ----- | | | | | | | | | | | | | | | | |
| LAST 12 Division I GAMES: | | | | | | | | | | | | | | | | |
| | | | | 275 | N | Eastern Ky. | 81 39 | 68 | H | Missouri | 51 68 | | | | | |
| | | | | | | | | 82 | N | Iowa | 81 84 | | | | | |
| | | | | | | | | 271 | H | Bryant | 94 48 | | | | | |
| | | | | | | | | 342 | H | NJIT | 95 50 | | | | | |
| | | | | | | | | 301 | H | Coppin St. | 78 37 | | | | | |

Non-Div I Games:

West Virginia

| | | | | | | | | | | |
|-------------------|----------|-----------|----------------|------------|-------------|---------------|------|------|-------|-----------|
| Average RPI Win: | 332 | WON-LOST | WINNING | LAST 10 | STRENGTH OF | OPP. STRENGTH | TEAM | ADJ. | CONF. | ADJ CONF. |
| Average RPI Loss: | 185 | RECORD | PCT. RANK | GAMES | SCHEDULE | OF SCHEDULE | RPI | RPI | RPI | RPI |
| DIV. I ONLY | 1- 8 | 323 | 1- 0 | 216 | 328 | 326 | 326 | 27 | 27 | |
| DIV. I NON-CONF. | 1- 8 | 323 | 1- 0 | 216 | 328 | 326 | 326 | 27 | 27 | |
| ----- | | | | | | | | | | |
| TOTALS | RPI 1-25 | RPI 26-50 | W-L RECORDS | RPI 51-100 | RPI 101-150 | RPI 150+ | | | | |
| 1- 8 | 0- 0 | 0- 0 | OVERALL | 0- 2 | 0- 2 | 1- 4 | | | | |
| 1- 3 | 0- 0 | 0- 0 | HOME | 0- 0 | 0- 1 | 1- 2 | | | | |
| 0- 5 | 0- 0 | 0- 0 | AWAY | 0- 2 | 0- 1 | 0- 2 | | | | |
| 0- 0 | 0- 0 | 0- 0 | NEUTRAL | 0- 0 | 0- 0 | 0- 0 | | | | |
| 1- 8 | 0- 0 | 0- 0 | NON-CONFERENCE | 0- 2 | 0- 2 | 1- 4 | | | | |
| 1- 3 | 0- 0 | 0- 0 | HOME | 0- 0 | 0- 1 | 1- 2 | | | | |
| 0- 5 | 0- 0 | 0- 0 | AWAY | 0- 2 | 0- 1 | 0- 2 | | | | |
| 0- 0 | 0- 0 | 0- 0 | NEUTRAL | 0- 0 | 0- 0 | 0- 0 | | | | |
| 0- 0 | 0- 0 | 0- 0 | CONFERENCE | 0- 0 | 0- 0 | 0- 0 | | | | |
| 0- 0 | 0- 0 | 0- 0 | HOME | 0- 0 | 0- 0 | 0- 0 | | | | |
| 0- 0 | 0- 0 | 0- 0 | AWAY | 0- 0 | 0- 0 | 0- 0 | | | | |
| 0- 0 | 0- 0 | 0- 0 | NEUTRAL | 0- 0 | 0- 0 | 0- 0 | | | | |

| RPI 1-25 | | | | RPI 26-50 | | | | RPI 51-100 | | | | RPI 101+ | | | | Team's RPI: 326 |
|---------------------------|---|----------|-------|-----------|---|----------------|-------|------------|---|----------------|-------|----------|---|---------------|-------|-----------------|
| RPI | S | Opponent | Score | RPI | S | Opponent | Score | RPI | S | Opponent | Score | RPI | S | Opponent | Score | |
| | | | | | | | | 55 | A | Georgia Tech | 49 84 | 137 | H | North Ala. | 66 89 | |
| | | | | | | | | 99 | A | Tennessee Tech | 58 77 | 145 | A | UNC Asheville | 49 74 | |
| | | | | | | | | | | | | 184 | H | Campbell | 37 63 | |
| | | | | | | | | | | | | 216 | A | Coastal Caro. | 59 77 | |
| | | | | | | | | | | | | 300 | H | N.C. A&T | 51 69 | |
| | | | | | | | | | | | | 332 | H | USC Upstate | 68 64 | |
| | | | | | | | | | | | | 342 | A | NJIT | 71 79 | |
| ----- | | | | | | | | | | | | | | | | |
| LAST 12 Division I GAMES: | | | | | | | | | | | | | | | | |
| | | | | 300 | H | N.C. A&T | 51 69 | 332 | H | USC Upstate | 68 64 | | | | | |
| | | | | 137 | H | North Ala. | 66 89 | 184 | H | Campbell | 37 63 | | | | | |
| | | | | 342 | A | NJIT | 71 79 | 216 | A | Coastal Caro. | 59 77 | | | | | |
| | | | | 99 | A | Tennessee Tech | 58 77 | | | | | | | | | |
| | | | | 145 | A | UNC Asheville | 49 74 | | | | | | | | | |
| | | | | 55 | A | Georgia Tech | 49 84 | | | | | | | | | |

Non-Div I Games: Young Harris 63 54

Western Caro.

| | | | | | | | | | | | |
|----------------------|--|----------|-----------|-----------|----------------|--|---------------|-------------|------|----------|-----------|
| Average RPI Win: 347 | | WON-LOST | WINNING | LAST 10 | STRENGTH OF | | OPP. STRENGTH | TEAM | ADJ. | CONF. | ADJ CONF. |
| Average RPI Loss: 98 | | RECORD | PCT. RANK | GAMES | SCHEDULE | | OF SCHEDULE | RPI | RPI | RPI | RPI |
| DIV. I ONLY | | 1- 6 | 303 | 0- 1 | 21 | | 300 | 200 | 200 | 12 | 12 |
| DIV. I NON-CONF. | | 1- 6 | 303 | 0- 1 | 21 | | 300 | 200 | 200 | 12 | 12 |
| ----- | | | | | | | | | | | |
| TOTALS | | RPI 1-25 | | RPI 26-50 | W-L RECORDS | | RPI 51-100 | RPI 101-150 | | RPI 150+ | |
| 1- 6 | | 0- 1 | | 0- 0 | OVERALL | | 0- 2 | 0- 2 | | 1- 1 | |
| 1- 2 | | 0- 1 | | 0- 0 | HOME | | 0- 1 | 0- 0 | | 1- 0 | |
| 0- 4 | | 0- 0 | | 0- 0 | AWAY | | 0- 1 | 0- 2 | | 0- 1 | |
| 0- 0 | | 0- 0 | | 0- 0 | NEUTRAL | | 0- 0 | 0- 0 | | 0- 0 | |
| 1- 6 | | 0- 1 | | 0- 0 | NON-CONFERENCE | | 0- 2 | 0- 2 | | 1- 1 | |
| 1- 2 | | 0- 1 | | 0- 0 | HOME | | 0- 1 | 0- 0 | | 1- 0 | |
| 0- 4 | | 0- 0 | | 0- 0 | AWAY | | 0- 1 | 0- 2 | | 0- 1 | |
| 0- 0 | | 0- 0 | | 0- 0 | NEUTRAL | | 0- 0 | 0- 0 | | 0- 0 | |
| 0- 0 | | 0- 0 | | 0- 0 | CONFERENCE | | 0- 0 | 0- 0 | | 0- 0 | |
| 0- 0 | | 0- 0 | | 0- 0 | HOME | | 0- 0 | 0- 0 | | 0- 0 | |
| 0- 0 | | 0- 0 | | 0- 0 | AWAY | | 0- 0 | 0- 0 | | 0- 0 | |
| 0- 0 | | 0- 0 | | 0- 0 | NEUTRAL | | 0- 0 | 0- 0 | | 0- 0 | |

| RPI 1-25 | | | | RPI 26-50 | | | | RPI 51-100 | | | | RPI 101+ Team's RPI: 200 | | | |
|---------------------------|---|----------|-------|-----------|---|-------------------|-------|------------|---|----------|-------|--------------------------|---|-------------------|-------|
| RPI | S | Opponent | Score | RPI | S | Opponent | Score | RPI | S | Opponent | Score | RPI | S | Opponent | Score |
| 11 | H | Drake | 71 98 | | | | | 68 | H | Missouri | 64 89 | 103 | A | Bradley | 68 82 |
| | | | | | | | | 90 | A | Purdue | 60 81 | 109 | A | Butler | 51 92 |
| | | | | | | | | | | | | 205 | A | Southeast Mo. St. | 71 81 |
| | | | | | | | | | | | | 347 | H | Austin Peay | 77 72 |
| ----- | | | | | | | | | | | | | | | |
| LAST 12 Division I GAMES: | | | | | | | | | | | | | | | |
| 90 | A | Purdue | 60 81 | 103 | A | Bradley | 68 82 | | | | | | | | |
| 11 | H | Drake | 71 98 | 347 | H | Austin Peay | 77 72 | | | | | | | | |
| 68 | H | Missouri | 64 89 | 205 | A | Southeast Mo. St. | 71 81 | | | | | | | | |
| | | | | 109 | A | Butler | 51 92 | | | | | | | | |

Non-Div I Games: MacMurray 136 39 William Woods 81 73

Western III.

| | | | | | | | | | | | |
|----------------------|--|----------|-----------|---------|----------------|--|---------------|-------------|----------|-------|-----------|
| Average RPI Win: 263 | | WON-LOST | WINNING | LAST 10 | STRENGTH OF | | OPP. STRENGTH | TEAM | ADJ. | CONF. | ADJ CONF. |
| Average RPI Loss: 72 | | RECORD | PCT. RANK | GAMES | SCHEDULE | | OF SCHEDULE | RPI | RPI | RPI | RPI |
| DIV. I ONLY | | 4- 6 | 207 | 0- 1 | 129 | | 159 | 189 | 189 | 17 | 17 |
| DIV. I NON-CONF. | | 4- 6 | 207 | 0- 1 | 129 | | 159 | 189 | 189 | 17 | 17 |
| ----- | | | | | | | | | | | |
| TOTALS | | RPI 1-25 | RPI 26-50 | | W-L RECORDS | | RPI 51-100 | RPI 101-150 | RPI 150+ | | |
| 4- 6 | | 0- 2 | 0- 1 | | OVERALL | | 0- 2 | 0- 0 | 4- 1 | | |
| 2- 2 | | 0- 1 | 0- 0 | | HOME | | 0- 1 | 0- 0 | 2- 0 | | |
| 1- 2 | | 0- 0 | 0- 1 | | AWAY | | 0- 0 | 0- 0 | 1- 1 | | |
| 1- 2 | | 0- 1 | 0- 0 | | NEUTRAL | | 0- 1 | 0- 0 | 1- 0 | | |
| 4- 6 | | 0- 2 | 0- 1 | | NON-CONFERENCE | | 0- 2 | 0- 0 | 4- 1 | | |
| 2- 2 | | 0- 1 | 0- 0 | | HOME | | 0- 1 | 0- 0 | 2- 0 | | |
| 1- 2 | | 0- 0 | 0- 1 | | AWAY | | 0- 0 | 0- 0 | 1- 1 | | |
| 1- 2 | | 0- 1 | 0- 0 | | NEUTRAL | | 0- 1 | 0- 0 | 1- 0 | | |
| 0- 0 | | 0- 0 | 0- 0 | | CONFERENCE | | 0- 0 | 0- 0 | 0- 0 | | |
| 0- 0 | | 0- 0 | 0- 0 | | HOME | | 0- 0 | 0- 0 | 0- 0 | | |
| 0- 0 | | 0- 0 | 0- 0 | | AWAY | | 0- 0 | 0- 0 | 0- 0 | | |
| 0- 0 | | 0- 0 | 0- 0 | | NEUTRAL | | 0- 0 | 0- 0 | 0- 0 | | |

| RPI | S | Opponent | Score |
|-----|---|------------|--------|
| 10 | H | Louisville | 80 102 |
| 18 | N | Gonzaga | 55 76 |

| RPI | S | Opponent | Score |
|-----|---|---------------|--------|
| 49 | A | Central Mich. | 90 108 |

| RPI | S | Opponent | Score |
|-----|---|------------|--------|
| 82 | H | Iowa | 67 104 |
| 93 | N | Oregon St. | 60 74 |

| RPI | S | Opponent | Score |
|-----|---|---------------|-------|
| 180 | A | Oklahoma | 83 90 |
| 186 | A | Little Rock | 68 56 |
| 228 | H | Southern Ill. | 83 76 |
| 298 | N | ETSU | 82 68 |
| 341 | H | Morgan St. | 90 43 |

LAST 12 Division I GAMES:

| | | | | | | | |
|-----|---|-------------|--------|-----|---|---------------|--------|
| 18 | N | Gonzaga | 55 76 | 341 | H | Morgan St. | 90 43 |
| 298 | N | ETSU | 82 68 | 93 | N | Oregon St. | 60 74 |
| 186 | A | Little Rock | 68 56 | 228 | H | Southern Ill. | 83 76 |
| 10 | H | Louisville | 80 102 | 49 | A | Central Mich. | 90 108 |
| | | | | 82 | H | Iowa | 67 104 |
| | | | | 180 | A | Oklahoma | 83 90 |

Western Ky.

Western Ky.

Non-Div I Games:

Western Ky.

| | | | | | | | | | | |
|-------------------|----------|-----------|----------------|------------|-------------|---------------|------|------|-------|-----------|
| Average RPI Win: | 301 | WON-LOST | WINNING | LAST 10 | STRENGTH OF | OPP. STRENGTH | TEAM | ADJ. | CONF. | ADJ CONF. |
| Average RPI Loss: | 149 | RECORD | PCT. RANK | GAMES | SCHEDULE | OF SCHEDULE | RPI | RPI | RPI | RPI |
| DIV. I ONLY | 2- 4 | 230 | 0- 1 | 329 | 109 | 328 | 328 | 11 | 11 | |
| DIV. I NON-CONF. | 2- 4 | 230 | 0- 1 | 329 | 109 | 328 | 328 | 11 | 11 | |
| ----- | | | | | | | | | | |
| TOTALS | RPI 1-25 | RPI 26-50 | W-L RECORDS | RPI 51-100 | RPI 101-150 | RPI 150+ | | | | |
| 2- 4 | 0- 1 | 0- 0 | OVERALL | 0- 0 | 0- 1 | 2- 2 | | | | |
| 2- 3 | 0- 1 | 0- 0 | HOME | 0- 0 | 0- 1 | 2- 1 | | | | |
| 0- 1 | 0- 0 | 0- 0 | AWAY | 0- 0 | 0- 0 | 0- 1 | | | | |
| 0- 0 | 0- 0 | 0- 0 | NEUTRAL | 0- 0 | 0- 0 | 0- 0 | | | | |
| 2- 4 | 0- 1 | 0- 0 | NON-CONFERENCE | 0- 0 | 0- 1 | 2- 2 | | | | |
| 2- 3 | 0- 1 | 0- 0 | HOME | 0- 0 | 0- 1 | 2- 1 | | | | |
| 0- 1 | 0- 0 | 0- 0 | AWAY | 0- 0 | 0- 0 | 0- 1 | | | | |
| 0- 0 | 0- 0 | 0- 0 | NEUTRAL | 0- 0 | 0- 0 | 0- 0 | | | | |
| 0- 0 | 0- 0 | 0- 0 | CONFERENCE | 0- 0 | 0- 0 | 0- 0 | | | | |
| 0- 0 | 0- 0 | 0- 0 | HOME | 0- 0 | 0- 0 | 0- 0 | | | | |
| 0- 0 | 0- 0 | 0- 0 | AWAY | 0- 0 | 0- 0 | 0- 0 | | | | |
| 0- 0 | 0- 0 | 0- 0 | NEUTRAL | 0- 0 | 0- 0 | 0- 0 | | | | |

| RPI 1-25 | | | | RPI 26-50 | | | | RPI 51-100 | | | | RPI 101+ Team's RPI : 328 | | | | | | | | | | | |
|---------------------------|---|-----------------|-------|-----------|---|-------------------|-------|------------|---|----------|-------|---------------------------|---|-------------------|-------|--|--|--|--|--|--|--|--|
| RPI | S | Opponent | Score | RPI | S | Opponent | Score | RPI | S | Opponent | Score | RPI | S | Opponent | Score | | | | | | | | |
| 20 | H | Michigan | 42 79 | | | | | | | | | 149 | H | New Mexico St. | 54 66 | | | | | | | | |
| | | | | | | | | | | | | 208 | A | Ole Miss | 66 69 | | | | | | | | |
| | | | | | | | | | | | | 220 | H | Loyola Chi cago | 53 64 | | | | | | | | |
| | | | | | | | | | | | | 275 | H | Eastern Ky. | 64 53 | | | | | | | | |
| | | | | | | | | | | | | 327 | H | Purdue Fort Wayne | 69 61 | | | | | | | | |
| ----- | | | | | | | | | | | | | | | | | | | | | | | |
| LAST 12 Division I GAMES: | | | | | | | | | | | | | | | | | | | | | | | |
| 220 | H | Loyola Chi cago | 53 64 | 327 | H | Purdue Fort Wayne | 69 61 | | | | | | | | | | | | | | | | |
| 275 | H | Eastern Ky. | 64 53 | | | | | | | | | | | | | | | | | | | | |
| 208 | A | Ole Miss | 66 69 | | | | | | | | | | | | | | | | | | | | |
| 20 | H | Michigan | 42 79 | | | | | | | | | | | | | | | | | | | | |
| 149 | H | New Mexico St. | 54 66 | | | | | | | | | | | | | | | | | | | | |

Non-Div I Games:

Western Mich.

| | | | | | | | | | | |
|------------------|----------|-----------|----------------|------------|-------------|---------------|------|------|-------|-----------|
| Average RPI | Win: 197 | WON-LOST | WINNING | LAST 10 | STRENGTH OF | OPP. STRENGTH | TEAM | ADJ. | CONF. | ADJ CONF. |
| Average RPI | Loss: 53 | RECORD | PCT. RANK | GAMES | SCHEDULE | OF SCHEDULE | RPI | RPI | RPI | RPI |
| DIV. I ONLY | 5- 3 | 114 | 0- 1 | 263 | 21 | 214 | 214 | 8 | 8 | |
| DIV. I NON-CONF. | 5- 3 | 114 | 0- 1 | 263 | 21 | 214 | 214 | 8 | 8 | |
| ----- | | | | | | | | | | |
| TOTALS | RPI 1-25 | RPI 26-50 | W-L RECORDS | RPI 51-100 | RPI 101-150 | RPI 150+ | | | | |
| 5- 3 | 0- 1 | 0- 1 | OVERALL | 0- 1 | 2- 0 | 3- 0 | | | | |
| 5- 2 | 0- 0 | 0- 1 | HOME | 0- 1 | 2- 0 | 3- 0 | | | | |
| 0- 0 | 0- 0 | 0- 0 | AWAY | 0- 0 | 0- 0 | 0- 0 | | | | |
| 0- 1 | 0- 1 | 0- 0 | NEUTRAL | 0- 0 | 0- 0 | 0- 0 | | | | |
| 5- 3 | 0- 1 | 0- 1 | NON-CONFERENCE | 0- 1 | 2- 0 | 3- 0 | | | | |
| 5- 2 | 0- 0 | 0- 1 | HOME | 0- 1 | 2- 0 | 3- 0 | | | | |
| 0- 0 | 0- 0 | 0- 0 | AWAY | 0- 0 | 0- 0 | 0- 0 | | | | |
| 0- 1 | 0- 1 | 0- 0 | NEUTRAL | 0- 0 | 0- 0 | 0- 0 | | | | |
| 0- 0 | 0- 0 | 0- 0 | CONFERENCE | 0- 0 | 0- 0 | 0- 0 | | | | |
| 0- 0 | 0- 0 | 0- 0 | HOME | 0- 0 | 0- 0 | 0- 0 | | | | |
| 0- 0 | 0- 0 | 0- 0 | AWAY | 0- 0 | 0- 0 | 0- 0 | | | | |
| 0- 0 | 0- 0 | 0- 0 | NEUTRAL | 0- 0 | 0- 0 | 0- 0 | | | | |

| RPI 1-25 | | | | RPI 26-50 | | | | RPI 51-100 | | | | RPI 101+ | | | | Team's RPI: 214 |
|---------------------------|---|------------------|-------|-----------|---|-----------------|-------|------------|---|----------------|-------|----------|---|------------------|-------|-----------------|
| RPI | S | Opponent | Score | RPI | S | Opponent | Score | RPI | S | Opponent | Score | RPI | S | Opponent | Score | |
| 17 | N | South Dakota | 64 73 | 44 | H | Oklahoma St. | 47 60 | 99 | H | Tennessee Tech | 45 55 | 133 | H | Louisiana Tech | 70 56 | |
| | | | | | | | | | | | | 139 | H | Sam Houston St. | 63 55 | |
| | | | | | | | | | | | | 162 | H | Ark. -Pine Bluff | 76 39 | |
| | | | | | | | | | | | | 268 | H | Missouri St. | 63 60 | |
| | | | | | | | | | | | | 283 | H | Houston Baptist | 68 50 | |
| ----- | | | | | | | | | | | | | | | | |
| LAST 12 Division I GAMES: | | | | | | | | | | | | | | | | |
| 139 | H | Sam Houston St. | 63 55 | 99 | H | Tennessee Tech | 45 55 | | | | | | | | | |
| 268 | H | Missouri St. | 63 60 | 44 | H | Oklahoma St. | 47 60 | | | | | | | | | |
| 162 | H | Ark. -Pine Bluff | 76 39 | 133 | H | Louisiana Tech | 70 56 | | | | | | | | | |
| | | | | 17 | N | South Dakota | 64 73 | | | | | | | | | |
| | | | | 283 | H | Houston Baptist | 68 50 | | | | | | | | | |

Non-Div I Games:

Wichita St.

| | | | | | | | | | | |
|-------------------|----------|-----------|----------------|------------|-------------|---------------|------|------|-------|-----------|
| Average RPI Win: | 325 | WON-LOST | WINNING | LAST 10 | STRENGTH OF | OPP. STRENGTH | TEAM | ADJ. | CONF. | ADJ CONF. |
| Average RPI Loss: | 159 | RECORD | PCT. RANK | GAMES | SCHEDULE | OF SCHEDULE | RPI | RPI | RPI | RPI |
| DIV. I ONLY | 3- 4 | 189 | 1- 0 | 211 | 326 | 194 | 194 | 30 | 30 | |
| DIV. I NON-CONF. | 3- 4 | 189 | 1- 0 | 211 | 326 | 194 | 194 | 30 | 30 | |
| ----- | | | | | | | | | | |
| TOTALS | RPI 1-25 | RPI 26-50 | W-L RECORDS | RPI 51-100 | RPI 101-150 | RPI 150+ | | | | |
| 3- 4 | 0- 0 | 0- 0 | OVERALL | 0- 0 | 0- 2 | 3- 2 | | | | |
| 1- 0 | 0- 0 | 0- 0 | HOME | 0- 0 | 0- 0 | 1- 0 | | | | |
| 2- 4 | 0- 0 | 0- 0 | AWAY | 0- 0 | 0- 2 | 2- 2 | | | | |
| 0- 0 | 0- 0 | 0- 0 | NEUTRAL | 0- 0 | 0- 0 | 0- 0 | | | | |
| 3- 4 | 0- 0 | 0- 0 | NON-CONFERENCE | 0- 0 | 0- 2 | 3- 2 | | | | |
| 1- 0 | 0- 0 | 0- 0 | HOME | 0- 0 | 0- 0 | 1- 0 | | | | |
| 2- 4 | 0- 0 | 0- 0 | AWAY | 0- 0 | 0- 2 | 2- 2 | | | | |
| 0- 0 | 0- 0 | 0- 0 | NEUTRAL | 0- 0 | 0- 0 | 0- 0 | | | | |
| 0- 0 | 0- 0 | 0- 0 | CONFERENCE | 0- 0 | 0- 0 | 0- 0 | | | | |
| 0- 0 | 0- 0 | 0- 0 | HOME | 0- 0 | 0- 0 | 0- 0 | | | | |
| 0- 0 | 0- 0 | 0- 0 | AWAY | 0- 0 | 0- 0 | 0- 0 | | | | |
| 0- 0 | 0- 0 | 0- 0 | NEUTRAL | 0- 0 | 0- 0 | 0- 0 | | | | |

| RPI 1-25 | | | | RPI 26-50 | | | | RPI 51-100 | | | | RPI 101+ Team's RPI: 194 | | | |
|---------------------------|---|----------|-------|-----------|---|---------------|-------|------------|---|--------------------|-------|--------------------------|---|--------------------|-------|
| RPI | S | Opponent | Score | RPI | S | Opponent | Score | RPI | S | Opponent | Score | RPI | S | Opponent | Score |
| | | | | | | | | | | | | 130 | A | Wisconsin | 41 76 |
| | | | | | | | | | | | | 132 | A | James Madison | 39 56 |
| | | | | | | | | | | | | 176 | A | Georgia | 39 85 |
| | | | | | | | | | | | | 198 | A | Wofford | 53 70 |
| | | | | | | | | | | | | 316 | A | South Carolina St. | 58 50 |
| | | | | | | | | | | | | 317 | A | Col. of Charleston | 71 64 |
| | | | | | | | | | | | | 343 | H | N.C. Central | 66 41 |
| | | | | | | | | | | | | | | | |
| LAST 12 Division I GAMES: | | | | | | | | | | | | | | | |
| | | | | 132 | A | James Madison | 39 56 | 316 | A | South Carolina St. | 58 50 | | | | |
| | | | | 198 | A | Wofford | 53 70 | 317 | A | Col. of Charleston | 71 64 | | | | |
| | | | | 343 | H | N.C. Central | 66 41 | | | | | | | | |
| | | | | 176 | A | Georgia | 39 85 | | | | | | | | |
| | | | | 130 | A | Wisconsin | 41 76 | | | | | | | | |

Non-Div I Games: Newberry 63 67

Winthrop

| | | | | | | | | | | |
|-------------------|----------|-----------|----------------|------------|-------------|---------------|------|------|-------|-----------|
| Average RPI Win: | 206 | WON-LOST | WINNING | LAST 10 | STRENGTH OF | OPP. STRENGTH | TEAM | ADJ. | CONF. | ADJ CONF. |
| Average RPI Loss: | 52 | RECORD | PCT. RANK | GAMES | SCHEDULE | OF SCHEDULE | RPI | RPI | RPI | RPI |
| DIV. I ONLY | 7- 2 | 61 | 1- 0 | 229 | 81 | 130 | 130 | 3 | 3 | |
| DIV. I NON-CONF. | 7- 2 | 61 | 1- 0 | 229 | 81 | 130 | 130 | 3 | 3 | |
| ----- | | | | | | | | | | |
| TOTALS | RPI 1-25 | RPI 26-50 | W-L RECORDS | RPI 51-100 | RPI 101-150 | RPI 150+ | | | | |
| 7- 2 | 1- 0 | 0- 1 | OVERALL | 0- 1 | 1- 0 | 5- 0 | | | | |
| 4- 1 | 1- 0 | 0- 1 | HOME | 0- 0 | 0- 0 | 3- 0 | | | | |
| 1- 0 | 0- 0 | 0- 0 | AWAY | 0- 0 | 0- 0 | 1- 0 | | | | |
| 2- 1 | 0- 0 | 0- 0 | NEUTRAL | 0- 1 | 1- 0 | 1- 0 | | | | |
| 7- 2 | 1- 0 | 0- 1 | NON-CONFERENCE | 0- 1 | 1- 0 | 5- 0 | | | | |
| 4- 1 | 1- 0 | 0- 1 | HOME | 0- 0 | 0- 0 | 3- 0 | | | | |
| 1- 0 | 0- 0 | 0- 0 | AWAY | 0- 0 | 0- 0 | 1- 0 | | | | |
| 2- 1 | 0- 0 | 0- 0 | NEUTRAL | 0- 1 | 1- 0 | 1- 0 | | | | |
| 0- 0 | 0- 0 | 0- 0 | CONFERENCE | 0- 0 | 0- 0 | 0- 0 | | | | |
| 0- 0 | 0- 0 | 0- 0 | HOME | 0- 0 | 0- 0 | 0- 0 | | | | |
| 0- 0 | 0- 0 | 0- 0 | AWAY | 0- 0 | 0- 0 | 0- 0 | | | | |
| 0- 0 | 0- 0 | 0- 0 | NEUTRAL | 0- 0 | 0- 0 | 0- 0 | | | | |

| RPI | S | Opponent | Score | RPI | S | Opponent | Score | RPI | S | Opponent | Score | RPI | S | Opponent | Score | Team's RPI: 130 |
|---------------------------|---|-----------|-------|-----|---|----------|-------|-----|---|------------------|-------|-----|---|------------------|-------|-----------------|
| 23 | H | IUPUI | 65 64 | 28 | H | Duke | 53 60 | 76 | N | Arkansas | 68 69 | 108 | N | Pittsburgh | 57 42 | |
| | | | | | | | | | | | | 177 | A | Milwaukee | 68 57 | |
| | | | | | | | | | | | | 194 | H | Winthrop | 76 41 | |
| | | | | | | | | | | | | 293 | N | Tennessee St. | 58 53 | |
| | | | | | | | | | | | | 315 | H | Marshall | 67 49 | |
| | | | | | | | | | | | | 331 | H | North Dakota St. | 64 53 | |
| ----- | | | | | | | | | | | | | | | | |
| LAST 12 Division I GAMES: | | | | | | | | | | | | | | | | |
| 315 | H | Marshall | 67 49 | 28 | H | Duke | 53 60 | 76 | N | Arkansas | 68 69 | 108 | N | Pittsburgh | 57 42 | |
| 177 | A | Milwaukee | 68 57 | 76 | N | Arkansas | 68 69 | 293 | N | Tennessee St. | 58 53 | 23 | H | IUPUI | 65 64 | |
| 194 | H | Winthrop | 76 41 | 23 | H | IUPUI | 65 64 | 331 | H | North Dakota St. | 64 53 | | | | | |

Non-Div I Games:

Wisconsin

| | | | | | | | | | | |
|-------------------|----------|-----------|----------------|------------|-------------|---------------|------|------|-------|-----------|
| Average RPI Win: | 261 | WON-LOST | WINNING | LAST 10 | STRENGTH OF | OPP. STRENGTH | TEAM | ADJ. | CONF. | ADJ CONF. |
| Average RPI Loss: | 134 | RECORD | PCT. RANK | GAMES | SCHEDULE | OF SCHEDULE | RPI | RPI | RPI | RPI |
| DIV. I ONLY | 4- 4 | 159 | 0- 0 | 272 | 128 | 198 | 198 | 27 | 27 | |
| DIV. I NON-CONF. | 4- 4 | 159 | 0- 0 | 272 | 128 | 198 | 198 | 27 | 27 | |
| TOTALS | RPI 1-25 | RPI 26-50 | W-L RECORDS | RPI 51-100 | RPI 101-150 | RPI 150+ | | | | |
| 4- 4 | 0- 1 | 0- 0 | OVERALL | 0- 1 | 0- 1 | 4- 1 | | | | |
| 3- 0 | 0- 0 | 0- 0 | HOME | 0- 0 | 0- 0 | 3- 0 | | | | |
| 1- 4 | 0- 1 | 0- 0 | AWAY | 0- 1 | 0- 1 | 1- 1 | | | | |
| 0- 0 | 0- 0 | 0- 0 | NEUTRAL | 0- 0 | 0- 0 | 0- 0 | | | | |
| 4- 4 | 0- 1 | 0- 0 | NON-CONFERENCE | 0- 1 | 0- 1 | 4- 1 | | | | |
| 3- 0 | 0- 0 | 0- 0 | HOME | 0- 0 | 0- 0 | 3- 0 | | | | |
| 1- 4 | 0- 1 | 0- 0 | AWAY | 0- 1 | 0- 1 | 1- 1 | | | | |
| 0- 0 | 0- 0 | 0- 0 | NEUTRAL | 0- 0 | 0- 0 | 0- 0 | | | | |
| 0- 0 | 0- 0 | 0- 0 | CONFERENCE | 0- 0 | 0- 0 | 0- 0 | | | | |
| 0- 0 | 0- 0 | 0- 0 | HOME | 0- 0 | 0- 0 | 0- 0 | | | | |
| 0- 0 | 0- 0 | 0- 0 | AWAY | 0- 0 | 0- 0 | 0- 0 | | | | |
| 0- 0 | 0- 0 | 0- 0 | NEUTRAL | 0- 0 | 0- 0 | 0- 0 | | | | |

| | | | |
|--------------------------------|--------------------------|--------------------------------|----------------------|
| RPI S Opponent Score | RPI S Opponent Score | RPI S Opponent Score | RPI S Opponent Score |
| 19 A Charlotte 63 85 | | 71 A Clemson 77 85 | Team's RPI: 198 |
| | | 145 A UNC Asheville 46 60 | |
| | | 194 H Winthrop 70 53 | |
| | | 258 A Ga. Southern 81 65 | |
| | | 273 H Gardner-Webb 59 53 | |
| | | 302 A Presbyterian 50 61 | |
| | | 317 H Col. of Charleston 78 58 | |
| LAST 12 Division I GAMES: | | | |
| 273 H Gardner-Webb 59 53 | 302 A Presbyterian 50 61 | 19 A Charlotte 63 85 | |
| 145 A UNC Asheville 46 60 | 71 A Clemson 77 85 | | |
| 194 H Winthrop 70 53 | 258 A Ga. Southern 81 65 | | |
| 317 H Col. of Charleston 78 58 | | | |

Non-Div I Games: Warren Wilson 107 30

Wofford

| | | | | | | | | | | |
|-------------------|----------|-----------|----------------|------------|-------------|---------------|------|------|-------|-----------|
| Average RPI Win: | 212 | WON-LOST | WINNING | LAST 10 | STRENGTH OF | OPP. STRENGTH | TEAM | ADJ. | CONF. | ADJ CONF. |
| Average RPI Loss: | 131 | RECORD | PCT. RANK | GAMES | SCHEDULE | OF SCHEDULE | RPI | RPI | RPI | RPI |
| DIV. I ONLY | 5- 3 | 114 | 1- 0 | 235 | 119 | 154 | 154 | 14 | 14 | |
| DIV. I NON-CONF. | 5- 3 | 114 | 1- 0 | 235 | 119 | 154 | 154 | 14 | 14 | |
| ----- | | | | | | | | | | |
| TOTALS | RPI 1-25 | RPI 26-50 | W-L RECORDS | RPI 51-100 | RPI 101-150 | RPI 150+ | | | | |
| 5- 3 | 0- 0 | 0- 0 | OVERALL | 0- 2 | 1- 0 | 4- 1 | | | | |
| 1- 1 | 0- 0 | 0- 0 | HOME | 0- 1 | 0- 0 | 1- 0 | | | | |
| 1- 2 | 0- 0 | 0- 0 | AWAY | 0- 1 | 0- 0 | 1- 1 | | | | |
| 3- 0 | 0- 0 | 0- 0 | NEUTRAL | 0- 0 | 1- 0 | 2- 0 | | | | |
| 5- 3 | 0- 0 | 0- 0 | NON-CONFERENCE | 0- 2 | 1- 0 | 4- 1 | | | | |
| 1- 1 | 0- 0 | 0- 0 | HOME | 0- 1 | 0- 0 | 1- 0 | | | | |
| 1- 2 | 0- 0 | 0- 0 | AWAY | 0- 1 | 0- 0 | 1- 1 | | | | |
| 3- 0 | 0- 0 | 0- 0 | NEUTRAL | 0- 0 | 1- 0 | 2- 0 | | | | |
| 0- 0 | 0- 0 | 0- 0 | CONFERENCE | 0- 0 | 0- 0 | 0- 0 | | | | |
| 0- 0 | 0- 0 | 0- 0 | HOME | 0- 0 | 0- 0 | 0- 0 | | | | |
| 0- 0 | 0- 0 | 0- 0 | AWAY | 0- 0 | 0- 0 | 0- 0 | | | | |
| 0- 0 | 0- 0 | 0- 0 | NEUTRAL | 0- 0 | 0- 0 | 0- 0 | | | | |

| RPI 1-25 | | | | RPI 26-50 | | | | RPI 51-100 | | | | RPI 101+ Team's RPI: 154 | | | |
|---------------------------|---|----------|-------|-----------|---|-----------------|-------|------------|---|--------------|-------|--------------------------|---|-----------------|-------|
| RPI | S | Opponent | Score | RPI | S | Opponent | Score | RPI | S | Opponent | Score | RPI | S | Opponent | Score |
| | | | | | | | | 61 | H | Belmont | 63 79 | 118 | N | Marist | 76 60 |
| | | | | | | | | 80 | A | Michigan St. | 68 84 | 168 | A | UNLV | 68 52 |
| | | | | | | | | | | | | 197 | H | Kent St. | 61 55 |
| | | | | | | | | | | | | 252 | A | CSU Bakersfield | 74 76 |
| | | | | | | | | | | | | 288 | N | Stetson | 57 44 |
| | | | | | | | | | | | | 290 | N | Hofstra | 93 64 |
| ----- | | | | | | | | | | | | | | | |
| LAST 12 Division I GAMES: | | | | | | | | | | | | | | | |
| | | | | 288 | N | Stetson | 57 44 | | | | | 197 | H | Kent St. | 61 55 |
| | | | | 290 | N | Hofstra | 93 64 | | | | | 118 | N | Marist | 76 60 |
| | | | | 80 | A | Michigan St. | 68 84 | | | | | | | | |
| | | | | 61 | H | Belmont | 63 79 | | | | | | | | |
| | | | | 168 | A | UNLV | 68 52 | | | | | | | | |
| | | | | 252 | A | CSU Bakersfield | 74 76 | | | | | | | | |

Non-Div I Games:

Wright St.

| | | | | | | | | | | | |
|-------------------------------|------|----------|-----------|----------------|-------------|---------------|------------|-------------|-------|-----------|--|
| Through Games of Dec. 4, 2018 | | | | | | | | | | | |
| Average RPI Win: 125 | | WON-LOST | WINNING | LAST 10 | STRENGTH OF | OPP. STRENGTH | TEAM | ADJ. | CONF. | ADJ CONF. | |
| Average RPI Loss: 43 | | RECORD | PCT. RANK | GAMES | SCHEDULE | OF SCHEDULE | RPI | RPI | RPI | RPI | |
| DIV. I ONLY | | 3- 2 | 128 | 1- 0 | 20 | 129 | 24 | 24 | 9 | 9 | |
| DIV. I NON-CONF. | | 3- 2 | 128 | 1- 0 | 20 | 129 | 24 | 24 | 9 | 9 | |
| ----- | | | | | | | | | | | |
| TOTALS | | RPI 1-25 | | RPI 26-50 | W-L RECORDS | | RPI 51-100 | RPI 101-150 | | RPI 150+ | |
| 3- 2 | 0- 0 | | 0- 2 | OVERALL | 2- 0 | 0- 0 | 1- 0 | | | | |
| 2- 0 | 0- 0 | | 0- 0 | HOME | 2- 0 | 0- 0 | 0- 0 | | | | |
| 0- 2 | 0- 0 | | 0- 2 | AWAY | 0- 0 | 0- 0 | 0- 0 | | | | |
| 1- 0 | 0- 0 | | 0- 0 | NEUTRAL | 0- 0 | 0- 0 | 1- 0 | | | | |
| 3- 2 | 0- 0 | | 0- 2 | NON-CONFERENCE | 2- 0 | 0- 0 | 1- 0 | | | | |
| 2- 0 | 0- 0 | | 0- 0 | HOME | 2- 0 | 0- 0 | 0- 0 | | | | |
| 0- 2 | 0- 0 | | 0- 2 | AWAY | 0- 0 | 0- 0 | 0- 0 | | | | |
| 1- 0 | 0- 0 | | 0- 0 | NEUTRAL | 0- 0 | 0- 0 | 1- 0 | | | | |
| 0- 0 | 0- 0 | | 0- 0 | CONFERENCE | 0- 0 | 0- 0 | 0- 0 | | | | |
| 0- 0 | 0- 0 | | 0- 0 | HOME | 0- 0 | 0- 0 | 0- 0 | | | | |
| 0- 0 | 0- 0 | | 0- 0 | AWAY | 0- 0 | 0- 0 | 0- 0 | | | | |
| 0- 0 | 0- 0 | | 0- 0 | NEUTRAL | 0- 0 | 0- 0 | 0- 0 | | | | |

| RPI 1-25 | | | | Team's RPI: 24 | | | |
|----------|---|---------------------|-------|----------------|--|--|--|
| RPI | S | Opponent | Score | | | | |
| 36 | A | Paci fi c | 64 70 | | | | |
| 50 | A | Sai nt Mary' s (CA) | 84 90 | | | | |

| RPI 26-50 | | | |
|-----------|---|---------------------|-------|
| RPI | S | Opponent | Score |
| 36 | A | Paci fi c | 64 70 |
| 50 | A | Sai nt Mary' s (CA) | 84 90 |

| RPI 51-100 | | | |
|------------|---|-------------|-------|
| RPI | S | Opponent | Score |
| 56 | H | Denver | 78 74 |
| 79 | H | Montana St. | 66 58 |

| RPI 101+ | | | |
|----------|---|-------------|-------|
| RPI | S | Opponent | Score |
| 241 | N | North Texas | 53 49 |

LAST 12 Di vi si on I GAMES:

| | | | |
|-----|---|---------------------|-------|
| 56 | H | Denver | 78 74 |
| 79 | H | Montana St. | 66 58 |
| 36 | A | Paci fi c | 64 70 |
| 241 | N | North Texas | 53 49 |
| 50 | A | Sai nt Mary' s (CA) | 84 90 |

Non-Div I Games: Chadron St. 80 33 UC-Colo. Springs 98 37

Wyoming

| | | | | | | | | | | |
|-------------------|----------|-----------|----------------|------------|-------------|---------------|------|------|-------|-----------|
| Average RPI Win: | 188 | WON-LOST | WINNING | LAST 10 | STRENGTH OF | OPP. STRENGTH | TEAM | ADJ. | CONF. | ADJ CONF. |
| Average RPI Loss: | 16 | RECORD | PCT. RANK | GAMES | SCHEDULE | OF SCHEDULE | RPI | RPI | RPI | RPI |
| DIV. I ONLY | 6- 1 | 34 | 1- 0 | 77 | 112 | 40 | 40 | 5 | 5 | |
| DIV. I NON-CONF. | 6- 1 | 34 | 1- 0 | 77 | 112 | 40 | 40 | 5 | 5 | |
| TOTALS | RPI 1-25 | RPI 26-50 | W-L RECORDS | RPI 51-100 | RPI 101-150 | RPI 150+ | | | | |
| 6- 1 | 0- 1 | 0- 0 | OVERALL | 1- 0 | 2- 0 | 3- 0 | | | | |
| 5- 1 | 0- 1 | 0- 0 | HOME | 1- 0 | 1- 0 | 3- 0 | | | | |
| 1- 0 | 0- 0 | 0- 0 | AWAY | 0- 0 | 1- 0 | 0- 0 | | | | |
| 0- 0 | 0- 0 | 0- 0 | NEUTRAL | 0- 0 | 0- 0 | 0- 0 | | | | |
| 6- 1 | 0- 1 | 0- 0 | NON-CONFERENCE | 1- 0 | 2- 0 | 3- 0 | | | | |
| 5- 1 | 0- 1 | 0- 0 | HOME | 1- 0 | 1- 0 | 3- 0 | | | | |
| 1- 0 | 0- 0 | 0- 0 | AWAY | 0- 0 | 1- 0 | 0- 0 | | | | |
| 0- 0 | 0- 0 | 0- 0 | NEUTRAL | 0- 0 | 0- 0 | 0- 0 | | | | |
| 0- 0 | 0- 0 | 0- 0 | CONFERENCE | 0- 0 | 0- 0 | 0- 0 | | | | |
| 0- 0 | 0- 0 | 0- 0 | HOME | 0- 0 | 0- 0 | 0- 0 | | | | |
| 0- 0 | 0- 0 | 0- 0 | AWAY | 0- 0 | 0- 0 | 0- 0 | | | | |
| 0- 0 | 0- 0 | 0- 0 | NEUTRAL | 0- 0 | 0- 0 | 0- 0 | | | | |

| | | | | |
|---------------------------|-------------------------|-----------------------|---------------------------|---------------------------|
| RPI 1-25 | RPI 26-50 | Team's RPI: 40 | RPI 51-100 | RPI 101+ |
| RPI S Opponent Score | RPI S Opponent Score | | RPI S Opponent Score | RPI S Opponent Score |
| 16 H Minnesota 53 78 | | | 99 H Tennessee Tech 70 60 | 122 A Wake Forest 62 50 |
| | | | | 137 H North Ala. 94 81 |
| | | | | 171 H Bowling Green 65 49 |
| | | | | 274 H Fairfield 48 35 |
| | | | | 324 H Chicago St. 91 57 |
| LAST 12 Division I GAMES: | | | | |
| 171 H Bowling Green 65 49 | 122 A Wake Forest 62 50 | 274 H Fairfield 48 35 | 16 H Minnesota 53 78 | 99 H Tennessee Tech 70 60 |
| 324 H Chicago St. 91 57 | | | | |

Non-Div I Games:

Xavier

| | | | | | | | | | | |
|------------------|-----------|-----------------|-------------------|---------------|----------------------|---------------------------|----------|----------|-----------|---------------|
| Average RPI | Win: 262 | WON-LOST RECORD | WINNING PCT. RANK | LAST 10 GAMES | STRENGTH OF SCHEDULE | OPP. STRENGTH OF SCHEDULE | TEAM RPI | ADJ. RPI | CONF. RPI | ADJ CONF. RPI |
| Average RPI | Loss: 130 | | | | | | | | | |
| DIV. I ONLY | 5- 4 | 150 | 0- 1 | 209 | 235 | 164 | 164 | 19 | 19 | |
| DIV. I NON-CONF. | 5- 4 | 150 | 0- 1 | 209 | 235 | 164 | 164 | 19 | 19 | |
| ----- | | | | | | | | | | |
| TOTALS | RPI 1-25 | RPI 26-50 | W-L RECORDS | RPI 51-100 | RPI 101-150 | RPI 150+ | | | | |
| 5- 4 | 0- 0 | 0- 0 | OVERALL | 0- 2 | 1- 1 | 4- 1 | | | | |
| 2- 0 | 0- 0 | 0- 0 | HOME | 0- 0 | 0- 0 | 2- 0 | | | | |
| 2- 3 | 0- 0 | 0- 0 | AWAY | 0- 2 | 1- 0 | 1- 1 | | | | |
| 1- 1 | 0- 0 | 0- 0 | NEUTRAL | 0- 0 | 0- 1 | 1- 0 | | | | |
| 5- 4 | 0- 0 | 0- 0 | NON-CONFERENCE | 0- 2 | 1- 1 | 4- 1 | | | | |
| 2- 0 | 0- 0 | 0- 0 | HOME | 0- 0 | 0- 0 | 2- 0 | | | | |
| 2- 3 | 0- 0 | 0- 0 | AWAY | 0- 2 | 1- 0 | 1- 1 | | | | |
| 1- 1 | 0- 0 | 0- 0 | NEUTRAL | 0- 0 | 0- 1 | 1- 0 | | | | |
| 0- 0 | 0- 0 | 0- 0 | CONFERENCE | 0- 0 | 0- 0 | 0- 0 | | | | |
| 0- 0 | 0- 0 | 0- 0 | HOME | 0- 0 | 0- 0 | 0- 0 | | | | |
| 0- 0 | 0- 0 | 0- 0 | AWAY | 0- 0 | 0- 0 | 0- 0 | | | | |
| 0- 0 | 0- 0 | 0- 0 | NEUTRAL | 0- 0 | 0- 0 | 0- 0 | | | | |

| RPI 1-25 | | | | RPI 26-50 | | | | RPI 51-100 | | | | RPI 101+ | | | | Team's RPI: 164 | |
|---------------------------|---|---------------|-------|-----------|-----|----------|---------------|------------|----|---------------|-------|----------------|-----|---------------|----------------|-----------------|----|
| RPI | S | Opponent | Score | RPI | S | Opponent | Score | RPI | S | Opponent | Score | RPI | S | Opponent | Score | | |
| | | | | | | | | 83 | A | Provi dence | 42 | 59 | 116 | N | SFA | 57 | 67 |
| | | | | | | | | 96 | A | Northern Ill. | 80 | 89 | 131 | A | Youngstown St. | 58 | 56 |
| | | | | | | | | | | | | 224 | A | Cinci nnati | 52 | 66 | |
| | | | | | | | | | | | | 244 | H | Saint Peter's | 72 | 56 | |
| | | | | | | | | | | | | 305 | N | Niagara | 67 | 64 | |
| | | | | | | | | | | | | 314 | A | Wagner | 74 | 41 | |
| | | | | | | | | | | | | 318 | H | Colgate | 80 | 61 | |
| ----- | | | | | | | | | | | | | | | | | |
| LAST 12 Division I GAMES: | | | | | | | | | | | | | | | | | |
| 224 | A | Cinci nnati | 52 | 66 | 116 | N | SFA | 57 | 67 | 305 | N | Niagara | 67 | 64 | | | |
| 96 | A | Northern Ill. | 80 | 89 | 244 | H | Saint Peter's | 72 | 56 | 83 | A | Provi dence | 42 | 59 | | | |
| 318 | H | Colgate | 80 | 61 | 314 | A | Wagner | 74 | 41 | 131 | A | Youngstown St. | 58 | 56 | | | |

Non-Div I Games:

Yale

| | | | | | | | | | | |
|-----------------------|------|-----------------|-------------------|----------------|----------------------|---------------------------|-------------|----------|-----------|---------------|
| Average RPI Win: 233 | | WON-LOST RECORD | WINNING PCT. RANK | LAST 10 GAMES | STRENGTH OF SCHEDULE | OPP. STRENGTH OF SCHEDULE | TEAM RPI | ADJ. RPI | CONF. RPI | ADJ CONF. RPI |
| Average RPI Loss: 181 | | | | | | | | | | |
| DIV. I ONLY | | 5- 2 | 78 | 1- 0 | 152 | 310 | 131 | 131 | 14 | 14 |
| DIV. I NON-CONF. | | 5- 2 | 78 | 1- 0 | 152 | 310 | 131 | 131 | 14 | 14 |
| TOTALS | | RPI 1-25 | RPI 26-50 | W-L RECORDS | | RPI 51-100 | RPI 101-150 | RPI 150+ | | |
| 5- 2 | 0- 0 | | 0- 0 | OVERALL | | 0- 0 | 1- 0 | 4- 2 | | |
| 3- 1 | 0- 0 | | 0- 0 | HOME | | 0- 0 | 0- 0 | 3- 1 | | |
| 2- 1 | 0- 0 | | 0- 0 | AWAY | | 0- 0 | 1- 0 | 1- 1 | | |
| 0- 0 | 0- 0 | | 0- 0 | NEUTRAL | | 0- 0 | 0- 0 | 0- 0 | | |
| 5- 2 | 0- 0 | | 0- 0 | NON-CONFERENCE | | 0- 0 | 1- 0 | 4- 2 | | |
| 3- 1 | 0- 0 | | 0- 0 | HOME | | 0- 0 | 0- 0 | 3- 1 | | |
| 2- 1 | 0- 0 | | 0- 0 | AWAY | | 0- 0 | 1- 0 | 1- 1 | | |
| 0- 0 | 0- 0 | | 0- 0 | NEUTRAL | | 0- 0 | 0- 0 | 0- 0 | | |
| 0- 0 | 0- 0 | | 0- 0 | CONFERENCE | | 0- 0 | 0- 0 | 0- 0 | | |
| 0- 0 | 0- 0 | | 0- 0 | HOME | | 0- 0 | 0- 0 | 0- 0 | | |
| 0- 0 | 0- 0 | | 0- 0 | AWAY | | 0- 0 | 0- 0 | 0- 0 | | |
| 0- 0 | 0- 0 | | 0- 0 | NEUTRAL | | 0- 0 | 0- 0 | 0- 0 | | |

| RPI 1-25 | | | | RPI 26-50 | | | | RPI 51-100 | | | | RPI 101+ Team's RPI: 131 | | | |
|---------------------------|---|----------|-------|-----------|---|----------|-------|------------|---|----------------|-------|--------------------------|---|----------------|-------|
| RPI | S | Opponent | Score | RPI | S | Opponent | Score | RPI | S | Opponent | Score | RPI | S | Opponent | Score |
| | | | | | | | | | | | | 108 | A | Pittsburgh | 64 55 |
| | | | | | | | | | | | | 164 | H | Yale | 56 58 |
| | | | | | | | | | | | | 197 | A | Kent St. | 34 62 |
| | | | | | | | | | | | | 220 | H | Loyola Chicago | 74 63 |
| | | | | | | | | | | | | 231 | H | Akron | 72 61 |
| | | | | | | | | | | | | 285 | H | Robert Morris | 69 59 |
| | | | | | | | | | | | | 321 | A | Canisius | 62 36 |
| LAST 12 Division I GAMES: | | | | | | | | | | | | | | | |
| | | | | 321 | A | Canisius | 62 36 | 197 | A | Kent St. | 34 62 | | | | |
| | | | | 231 | H | Akron | 72 61 | 108 | A | Pittsburgh | 64 55 | | | | |
| | | | | 164 | H | Yale | 56 58 | 220 | H | Loyola Chicago | 74 63 | | | | |
| | | | | | | | | 285 | H | Robert Morris | 69 59 | | | | |

| | | | |
|------------------|---------|----|----|
| Non-Div I Games: | Carl ow | 90 | 31 |
|------------------|---------|----|----|

Youngstown St.

■ Loss, ■ Non-Conf, S Site, H Home A Away N Neutral