

Average RPI Win:	294	WON-LOST	WINNING	LAST 10	STRENGTH OF	OPP. STRENGTH	TEAM	ADJ.	CONF.	ADJ CONF.
Average RPI Loss:	113	RECORD	PCT. RANK	GAMES	SCHEDULE	OF SCHEDULE	RPI	RPI	RPI	RPI
DIV. I ONLY	5- 4	139	5-4	337	69	218	218	26	26	
DIV. I NON-CONF.	3- 4	201	3-4	313	46	216	216	24	24	
TOTALS	RPI 1-25	RPI 26-50	W-L RECORDS	RPI 51-100	RPI 101-150	RPI 150+				
5- 4	0- 2	0- 0	OVERALL	0- 0	0- 0	5- 2				
3- 0	0- 0	0- 0	HOME	0- 0	0- 0	3- 0				
1- 4	0- 2	0- 0	AWAY	0- 0	0- 0	1- 2				
1- 0	0- 0	0- 0	NEUTRAL	0- 0	0- 0	1- 0				
3- 4	0- 2	0- 0	NON-CONFERENCE	0- 0	0- 0	3- 2				
1- 0	0- 0	0- 0	HOME	0- 0	0- 0	1- 0				
1- 4	0- 2	0- 0	AWAY	0- 0	0- 0	1- 2				
1- 0	0- 0	0- 0	NEUTRAL	0- 0	0- 0	1- 0				
2- 0	0- 0	0- 0	CONFERENCE	0- 0	0- 0	2- 0				
2- 0	0- 0	0- 0	HOME	0- 0	0- 0	2- 0				
0- 0	0- 0	0- 0	AWAY	0- 0	0- 0	0- 0				
0- 0	0- 0	0- 0	NEUTRAL	0- 0	0- 0	0- 0				

RPI 1-25				RPI 26-50				RPI 51-100				RPI 101+ Team's RPI: 218			
RPI	S	Opponent	Score	RPI	S	Opponent	Score	RPI	S	Opponent	Score	RPI	S	Opponent	Score
2	A	Missouri St.	51 79									179	A	Texas St.	48 57
12	A	Texas A&M	48 85									238	N	Prairie View	64 52
												259	A	South Alabama	82 83
												265	H	Nicholls St.	55 49
												292	H	Central Ark.	67 47
												338	A	UTRGV	59 54
												338	H	UTRGV	61 50
LAST 10 Division I															
12	A	Texas A&M	48 85	338	H	UTRGV	61 50								
292	H	Central Ark.	67 47	238	N	Prairie View	64 52								
265	H	Nicholls St.	55 49	259	A	South Alabama	82 83								
338	A	UTRGV	59 54	2	A	Missouri St.	51 79								
179	A	Texas St.	48 57												

Non-Div I Games: UNKNOWN 75 55 Huston-Tillotson 63 49 Texas Wesleyan 90 52

Average RPI Win:	215	WON-LOST	WINNING	LAST 10	STRENGTH OF	OPP. STRENGTH	TEAM	ADJ.	CONF.	ADJ CONF.
Average RPI Loss:	38	RECORD	PCT. RANK	GAMES	SCHEDULE	OF SCHEDULE	RPI	RPI	RPI	RPI
DIV. I ONLY	6- 1	25	6-1	329	17	90	90	26	26	
DIV. I NON-CONF.	4- 1	54	4-1	281	48	74	74	24	24	
TOTALS	RPI 1-25	RPI 26-50	W-L RECORDS	RPI 51-100	RPI 101-150	RPI 150+				
6- 1	0- 0	0- 1	OVERALL	0- 0	0- 0	6- 0				
3- 0	0- 0	0- 0	HOME	0- 0	0- 0	3- 0				
3- 1	0- 0	0- 1	AWAY	0- 0	0- 0	3- 0				
0- 0	0- 0	0- 0	NEUTRAL	0- 0	0- 0	0- 0				
4- 1	0- 0	0- 1	NON-CONFERENCE	0- 0	0- 0	4- 0				
2- 0	0- 0	0- 0	HOME	0- 0	0- 0	2- 0				
2- 1	0- 0	0- 1	AWAY	0- 0	0- 0	2- 0				
0- 0	0- 0	0- 0	NEUTRAL	0- 0	0- 0	0- 0				
2- 0	0- 0	0- 0	CONFERENCE	0- 0	0- 0	2- 0				
1- 0	0- 0	0- 0	HOME	0- 0	0- 0	1- 0				
1- 0	0- 0	0- 0	AWAY	0- 0	0- 0	1- 0				
0- 0	0- 0	0- 0	NEUTRAL	0- 0	0- 0	0- 0				

RPI 1-25			RPI 26-50			RPI 51-100			Team's RPI: 90	RPI 101+		
RPI	S	Opponent	Score	RPI	S	Opponent	Score	RPI	S	Opponent	Score	
				38	A	Oklahoma	65 78			161	H	New Orleans 76 62
										164	A	Wright St. 83 64
										174	A	Portland 76 69
										210	H	Tulsa 73 63
										265	A	Nicholls St. 95 84
										316	H	New Mexico St. 67 54
LAST 10 Division I												
				265	A	Nicholls St.	95 84			316	H	New Mexico St. 67 54
				161	H	New Orleans	76 62			164	A	Wright St. 83 64
				210	H	Tulsa	73 63					
				174	A	Portland	76 69					
				38	A	Oklahoma	65 78					

Non-Div I Games: Howard Payne 96 38 Schreiner 110 37 Southwest (NM) 104 52 McMurry 111 43  
Abilene Christian

Loss, Non-Conf, S Site, H Home A Away N Neutral

# Air Force

Through Games Of Dec. 31, 2019

Average RPI Win:	306	WON-LOST	WINNING	LAST 10	STRENGTH OF	OPP. STRENGTH	TEAM	ADJ.	CONF.	ADJ CONF.
Average RPI Loss:	188	RECORD	PCT. RANK	GAMES	SCHEDULE	OF SCHEDULE	RPI	RPI	RPI	RPI
DIV. I ONLY	2- 10	314	1-9	214	311	312	312	23	23	
DIV. I NON-CONF.	1- 9	326	0-8	230	289	330	330	25	25	
TOTALS	RPI 1-25	RPI 26-50	W-L RECORDS	RPI 51-100	RPI 101-150	RPI 150+				
2- 10	0- 0	0- 0	OVERALL	0- 1	0- 2	2- 7				
1- 4	0- 0	0- 0	HOME	0- 0	0- 0	1- 4				
1- 6	0- 0	0- 0	AWAY	0- 1	0- 2	1- 3				
0- 0	0- 0	0- 0	NEUTRAL	0- 0	0- 0	0- 0				
1- 9	0- 0	0- 0	NON-CONFERENCE	0- 1	0- 2	1- 6				
1- 3	0- 0	0- 0	HOME	0- 0	0- 0	1- 3				
0- 6	0- 0	0- 0	AWAY	0- 1	0- 2	0- 3				
0- 0	0- 0	0- 0	NEUTRAL	0- 0	0- 0	0- 0				
1- 1	0- 0	0- 0	CONFERENCE	0- 0	0- 0	1- 1				
0- 1	0- 0	0- 0	HOME	0- 0	0- 0	0- 1				
1- 0	0- 0	0- 0	AWAY	0- 0	0- 0	1- 0				
0- 0	0- 0	0- 0	NEUTRAL	0- 0	0- 0	0- 0				

RPI S	Opponent	Score	RPI S	Opponent	Score	RPI S	Opponent	Score	RPI S	Opponent	Score	Team's RPI: 312
						67	A Arizona St.	56 87	122	A Tennessee	54 81	
									146	A Northern Colo.	62 72	
									173	H Wyoming	63 65	
									174	H Portland	56 72	
									203	A Cal St. Fullerton	70 79	
									214	H San Diego	59 70	
									244	A Long Beach St.	68 74	
									266	H Army West Point	66 68	
									267	A Navy	59 67	
									304	H NJIT	68 48	
									307	A Nevada	68 61	
LAST 10 Division I												
122	A Tennessee	54 81	203	A Cal St. Fullerton	70 79							
267	A Navy	59 67	244	A Long Beach St.	68 74							
174	H Portland	56 72	307	A Nevada	68 61							
146	A Northern Colo.	62 72	173	H Wyoming	63 65							
214	H San Diego	59 70	266	H Army West Point	66 68							

Non-Div I Games: Neb. Wesleyan 93 42

Air Force

Loss, Non-Conf, S Site, H Home A Away N Neutral

Average RPI Win:	243	WON-LOST	WINNING	LAST 10	STRENGTH OF	OPP. STRENGTH	TEAM	ADJ.	CONF.	ADJ CONF.
Average RPI Loss:	118	RECORD	PCT. RANK	GAMES	SCHEDULE	OF SCHEDULE	RPI	RPI	RPI	RPI
DIV. I ONLY	7- 4	100	6-4	191	254	132	132	10	10	
DIV. I NON-CONF.	7- 4	100	6-4	189	256	137	137	10	10	
TOTALS	RPI 1-25	RPI 26-50	W-L RECORDS	RPI 51-100	RPI 101-150	RPI 150+				
7- 4	0- 0	0- 1	OVERALL	1- 1	0- 0	6- 2				
3- 2	0- 0	0- 1	HOME	1- 1	0- 0	2- 0				
2- 2	0- 0	0- 0	AWAY	0- 0	0- 0	2- 2				
2- 0	0- 0	0- 0	NEUTRAL	0- 0	0- 0	2- 0				
7- 4	0- 0	0- 1	NON-CONFERENCE	1- 1	0- 0	6- 2				
3- 2	0- 0	0- 1	HOME	1- 1	0- 0	2- 0				
2- 2	0- 0	0- 0	AWAY	0- 0	0- 0	2- 2				
2- 0	0- 0	0- 0	NEUTRAL	0- 0	0- 0	2- 0				
0- 0	0- 0	0- 0	CONFERENCE	0- 0	0- 0	0- 0				
0- 0	0- 0	0- 0	HOME	0- 0	0- 0	0- 0				
0- 0	0- 0	0- 0	AWAY	0- 0	0- 0	0- 0				
0- 0	0- 0	0- 0	NEUTRAL	0- 0	0- 0	0- 0				

RPI 1-25				RPI 26-50				RPI 51-100				RPI 101+				Team's RPI: 132	
RPI	S	Opponent	Score	RPI	S	Opponent	Score	RPI	S	Opponent	Score	RPI	S	Opponent	Score		
				44	H	Michigan	71 80	63	H	N.C. A&T	64 52	151	A	Butler	55 76		
								88	H	Duquesne	63 88	155	H	Youngstown St.	91 62		
												187	A	Cleveland St.	62 66		
												269	N	Denver	88 72		
												275	A	St. Bonaventure	63 54		
												285	N	Morgan St.	52 45		
												323	H	Purdue Fort Wayne	64 53		
												332	A	Detroit Mercy	81 60		
LAST 10 Division I																	
				88	H	Duquesne	63 88	285	N	Morgan St.	52 45						
				187	A	Cleveland St.	62 66	269	N	Denver	88 72						
				332	A	Detroit Mercy	81 60	63	H	N.C. A&T	64 52						
				155	H	Youngstown St.	91 62	151	A	Butler	55 76						
				44	H	Michigan	71 80	323	H	Purdue Fort Wayne	64 53						

Non-Div I Games:

Akron

■ Loss, 
 ■ Non-Conf, 
 ■ S Site, 
 ■ H Home 
 ■ A Away 
 N Neutral

## Alabama

Through Games Of Dec. 31, 2019

Average RPI Win: <b>180</b>	WON-LOST	WINNING	LAST 10	STRENGTH OF	OPP. STRENGTH	TEAM	ADJ.	CONF.	ADJ CONF.
Average RPI Loss: <b>123</b>	RECORD	PCT. RANK	GAMES	SCHEDULE	OF SCHEDULE	RPI	RPI	RPI	RPI
DIV. I ONLY	10- 3	55	8-2	125	210	75	75	4	4
DIV. I NON-CONF.	10- 3	60	8-2	118	211	77	77	4	4
TOTALS	RPI 1-25	RPI 26-50	W-L RECORDS	RPI 51-100	RPI 101-150	RPI 150+			
10- 3	0- 0	1- 0	OVERALL	1- 1	1- 1	7- 1			
6- 2	0- 0	0- 0	HOME	1- 0	1- 1	4- 1			
3- 0	0- 0	0- 0	AWAY	0- 0	0- 0	3- 0			
1- 1	0- 0	1- 0	NEUTRAL	0- 1	0- 0	0- 0			
10- 3	0- 0	1- 0	NON-CONFERENCE	1- 1	1- 1	7- 1			
6- 2	0- 0	0- 0	HOME	1- 0	1- 1	4- 1			
3- 0	0- 0	0- 0	AWAY	0- 0	0- 0	3- 0			
1- 1	0- 0	1- 0	NEUTRAL	0- 1	0- 0	0- 0			
0- 0	0- 0	0- 0	CONFERENCE	0- 0	0- 0	0- 0			
0- 0	0- 0	0- 0	HOME	0- 0	0- 0	0- 0			
0- 0	0- 0	0- 0	AWAY	0- 0	0- 0	0- 0			
0- 0	0- 0	0- 0	NEUTRAL	0- 0	0- 0	0- 0			

RPI 1-25				RPI 26-50				RPI 51-100				Team's RPI: 75		RPI 101+			
RPI	S	Opponent	Score	RPI	S	Opponent	Score	RPI	S	Opponent	Score	RPI	S	Opponent	Score		
				34	N	UNI	87 77	70	H	Colgate	72 52	121	H	Iowa St.	66 75		
								80	N	Southern California	57 60	124	H	North Carolina	83 77		
												157	H	Bethune-Cookman	60 49		
												169	H	Hampton	61 64		
												171	A	Clemson	67 54		
												178	A	Tulane	66 56		
												227	H	Southeastern La.	87 50		
												258	H	Radford	85 51		
												259	A	South Alabama	74 62		
												317	H	Mercer	111 56		
LAST 10 Division I																	
				70	H	Colgate	72 52	227	H	Southeastern La.	87 50						
				121	H	Iowa St.	66 75	258	H	Radford	85 51						
				80	N	Southern California	57 60	157	H	Bethune-Cookman	60 49						
				34	N	UNI	87 77	124	H	North Carolina	83 77						
				178	A	Tulane	66 56	259	A	South Alabama	74 62						

Non-Div I Games:

Alabama

■ Loss, 
 ■ Non-Conf, S Site, 
 ■ Home 
 ■ Away 
 N Neutral

Average RPI Win:	310	WON-LOST	WINNING	LAST 10	STRENGTH OF	OPP. STRENGTH	TEAM	ADJ.	CONF.	ADJ CONF.
Average RPI Loss:	141	RECORD	PCT. RANK	GAMES	SCHEDULE	OF SCHEDULE	RPI	RPI	RPI	RPI
DIV. I ONLY	4- 7	231	4-6	144	330	192	192	27	27	
DIV. I NON-CONF.	4- 7	225	4-6	144	332	187	187	27	27	
TOTALS	RPI 1-25	RPI 26-50	W-L RECORDS	RPI 51-100	RPI 101-150	RPI 150+				
4- 7	0- 0	0- 0	OVERALL	0- 3	0- 1	4- 3				
0- 2	0- 0	0- 0	HOME	0- 2	0- 0	0- 0				
4- 4	0- 0	0- 0	AWAY	0- 1	0- 1	4- 2				
0- 1	0- 0	0- 0	NEUTRAL	0- 0	0- 0	0- 1				
4- 7	0- 0	0- 0	NON-CONFERENCE	0- 3	0- 1	4- 3				
0- 2	0- 0	0- 0	HOME	0- 2	0- 0	0- 0				
4- 4	0- 0	0- 0	AWAY	0- 1	0- 1	4- 2				
0- 1	0- 0	0- 0	NEUTRAL	0- 0	0- 0	0- 1				
0- 0	0- 0	0- 0	CONFERENCE	0- 0	0- 0	0- 0				
0- 0	0- 0	0- 0	HOME	0- 0	0- 0	0- 0				
0- 0	0- 0	0- 0	AWAY	0- 0	0- 0	0- 0				
0- 0	0- 0	0- 0	NEUTRAL	0- 0	0- 0	0- 0				

RPI 1-25				RPI 26-50				RPI 51-100				RPI 101+				Team's RPI: 192	
RPI	S	Opponent	Score	RPI	S	Opponent	Score	RPI	S	Opponent	Score	RPI	S	Opponent	Score		
								62	H	Austin Peay	61	67	137	A	Memphis	71	79
								69	H	North Florida	64	73	152	A	Cincinnati	47	62
								81	A	Nebraska	46	68	233	N	North Ala.	65	80
												250	A	California Baptist	55	60	
												269	A	Denver	86	83	
												308	A	San Diego St.	61	53	
												318	A	Georgia St.	67	52	
												346	A	Florida A&M	77	53	
LAST 10 Division I																	
269	A	Denver	86	83	137	A	Memphis	71	79								
233	N	North Ala.	65	80	346	A	Florida A&M	77	53								
318	A	Georgia St.	67	52	152	A	Cincinnati	47	62								
69	H	North Florida	64	73	62	H	Austin Peay	61	67								
250	A	California Baptist	55	60	308	A	San Diego St.	61	53								

Non-Div I Games:

Alabama A&amp;M

■ Loss, 
 ■ Non-Conf, 
 ■ S Site, 
 ■ H Home 
 ■ A Away 
 N Neutral

## Alabama St.

Through Games Of Dec. 31, 2019

Average RPI Win:	336	WON-LOST	WINNING	LAST 10	STRENGTH OF	OPP. STRENGTH	TEAM	ADJ.	CONF.	ADJ CONF.
Average RPI Loss:	137	RECORD	PCT. RANK	GAMES	SCHEDULE	OF SCHEDULE	RPI	RPI	RPI	RPI
DIV. I ONLY	1- 8	322	1-8	108	151	295	295	27	27	
DIV. I NON-CONF.	1- 8	322	1-8	104	156	297	297	27	27	
TOTALS	RPI 1-25	RPI 26-50	W-L RECORDS	RPI 51-100	RPI 101-150	RPI 150+				
1- 8	0- 2	0- 0	OVERALL	0- 1	0- 1	1- 4				
1- 2	0- 0	0- 0	HOME	0- 0	0- 0	1- 2				
0- 6	0- 2	0- 0	AWAY	0- 1	0- 1	0- 2				
0- 0	0- 0	0- 0	NEUTRAL	0- 0	0- 0	0- 0				
1- 8	0- 2	0- 0	NON-CONFERENCE	0- 1	0- 1	1- 4				
1- 2	0- 0	0- 0	HOME	0- 0	0- 0	1- 2				
0- 6	0- 2	0- 0	AWAY	0- 1	0- 1	0- 2				
0- 0	0- 0	0- 0	NEUTRAL	0- 0	0- 0	0- 0				
0- 0	0- 0	0- 0	CONFERENCE	0- 0	0- 0	0- 0				
0- 0	0- 0	0- 0	HOME	0- 0	0- 0	0- 0				
0- 0	0- 0	0- 0	AWAY	0- 0	0- 0	0- 0				
0- 0	0- 0	0- 0	NEUTRAL	0- 0	0- 0	0- 0				

RPI 1-25				RPI 26-50				RPI 51-100				RPI 101+ Team's RPI: 295			
RPI	S	Opponent	Score	RPI	S	Opponent	Score	RPI	S	Opponent	Score	RPI	S	Opponent	Score
7	A	South Carolina	43 103					96	A	Wisconsin	67 85	128	A	South Fla.	29 80
11	A	DePaul	76 105									156	H	Samford	48 83
												171	A	Clemson	43 76
												233	H	North Ala.	60 81
												296	A	Ole Miss	66 93
												336	H	Jacksonville St.	68 63
LAST 10 Division I															
128	A	South Fla.	29 80	296	A	Ole Miss	66 93								
156	H	Samford	48 83	233	H	North Ala.	60 81								
336	H	Jacksonville St.	68 63	11	A	DePaul	76 105								
171	A	Clemson	43 76	96	A	Wisconsin	67 85								
7	A	South Carolina	43 103												

Non-Div I Games: Mobile 76 66 Paine 84 58

Alabama St.

■ Loss, 
 ■ Non-Conf, 
 ■ S Site, 
 ■ Home 
 ■ A Away 
 N Neutral

Average RPI Win: 273		WON-LOST	WINNING	LAST 10	STRENGTH OF	OPP. STRENGTH	TEAM	ADJ.	CONF.	ADJ CONF.
Average RPI Loss: 206		RECORD	PCT. RANK	GAMES	SCHEDULE	OF SCHEDULE	RPI	RPI	RPI	RPI
DIV. I ONLY		3- 9	276	2-8	338	229	333	333	28	28
DIV. I NON-CONF.		3- 9	279	2-8	337	233	334	334	29	29
TOTALS	RPI 1-25		RPI 26-50		W-L RECORDS	RPI 51-100	RPI 101-150		RPI 150+	
3- 9	0- 0		0- 0		OVERALL	0- 2	1- 1		2- 6	
1- 5	0- 0		0- 0		HOME	0- 0	1- 1		0- 4	
2- 4	0- 0		0- 0		AWAY	0- 2	0- 0		2- 2	
0- 0	0- 0		0- 0		NEUTRAL	0- 0	0- 0		0- 0	
3- 9	0- 0		0- 0		NON-CONFERENCE	0- 2	1- 1		2- 6	
1- 5	0- 0		0- 0		HOME	0- 0	1- 1		0- 4	
2- 4	0- 0		0- 0		AWAY	0- 2	0- 0		2- 2	
0- 0	0- 0		0- 0		NEUTRAL	0- 0	0- 0		0- 0	
0- 0	0- 0		0- 0		CONFERENCE	0- 0	0- 0		0- 0	
0- 0	0- 0		0- 0		HOME	0- 0	0- 0		0- 0	
0- 0	0- 0		0- 0		AWAY	0- 0	0- 0		0- 0	
0- 0	0- 0		0- 0		NEUTRAL	0- 0	0- 0		0- 0	

RPI 1-25				RPI 26-50				RPI 51-100				RPI 101+				Team's RPI: 333	
RPI	S	Opponent	Score	RPI	S	Opponent	Score	RPI	S	Opponent	Score	RPI	S	Opponent	Score		
								72	A	Marist	52 76	144	H	Cornell	51 71		
								93	A	Syracuse	53 75	148	H	Columbia	82 78		
												194	H	Monmouth	41 53		
												217	H	Boston U.	58 60		
												256	H	St. Francis Brooklyn	41 49		
												274	A	Siena	46 52		
												278	H	Lafayette	47 54		
												322	A	Bryant	55 68		
												329	A	Central Conn. St.	73 63		
												343	A	Canisius	70 53		
LAST 10 Division I																	
				343	A	Canisius	70 53	194	H	Monmouth	41 53						
				278	H	Lafayette	47 54	322	A	Bryant	55 68						
				217	H	Boston U.	58 60	256	H	St. Francis Brooklyn	41 49						
				93	A	Syracuse	53 75	274	A	Siena	46 52						
				72	A	Marist	52 76	329	A	Central Conn. St.	73 63						

Non-Div I Games:	FDU-Florham	81	21
------------------	-------------	----	----

Albany (NY)

■ Loss, ■ Non-Conf, S Site, H Home A Away N Neutral



Average RPI Win: <b>335</b>	WON-LOST	WINNING	LAST 10	STRENGTH OF	OPP. STRENGTH	TEAM	ADJ.	CONF.	ADJ CONF.
Average RPI Loss: <b>190</b>	RECORD	PCT. RANK	GAMES	SCHEDULE	OF SCHEDULE	RPI	RPI	RPI	RPI
DIV. I ONLY	<b>2- 8</b>	<b>295</b>	<b>2-8</b>	<b>286</b>	<b>299</b>	<b>320</b>	<b>320</b>	<b>27</b>	<b>27</b>
DIV. I NON-CONF.	<b>2- 8</b>	<b>295</b>	<b>2-8</b>	<b>289</b>	<b>298</b>	<b>318</b>	<b>318</b>	<b>27</b>	<b>27</b>
TOTALS	RPI 1-25	RPI 26-50	W-L RECORDS	RPI 51-100	RPI 101-150	RPI 150+			
2- 8	0- 0	0- 0	OVERALL	0- 0	0- 3	2- 5			
1- 1	0- 0	0- 0	HOME	0- 0	0- 1	1- 0			
1- 5	0- 0	0- 0	AWAY	0- 0	0- 2	1- 3			
0- 2	0- 0	0- 0	NEUTRAL	0- 0	0- 0	0- 2			
2- 8	0- 0	0- 0	NON-CONFERENCE	0- 0	0- 3	2- 5			
1- 1	0- 0	0- 0	HOME	0- 0	0- 1	1- 0			
1- 5	0- 0	0- 0	AWAY	0- 0	0- 2	1- 3			
0- 2	0- 0	0- 0	NEUTRAL	0- 0	0- 0	0- 2			
0- 0	0- 0	0- 0	CONFERENCE	0- 0	0- 0	0- 0			
0- 0	0- 0	0- 0	HOME	0- 0	0- 0	0- 0			
0- 0	0- 0	0- 0	AWAY	0- 0	0- 0	0- 0			
0- 0	0- 0	0- 0	NEUTRAL	0- 0	0- 0	0- 0			

RPI 1-25			RPI 26-50			RPI 51-100			RPI 101+			Team's RPI: 320
RPI	S	Opponent	Score	RPI	S	Opponent	Score	RPI	S	Opponent	Score	
								125	H	UAB	65	86
								137	A	Memphis	51	57
								138	A	SFA	62	67
								171	N	Clemson	46	77
								179	A	Texas St.	59	67
								220	A	North Texas	31	67
								251	A	UTEP	47	92
								296	N	Ole Miss	55	73
								324	A	Tennessee St.	62	57
								346	H	Florida A&M	58	42
LAST 10 Division I												
324	A	Tennessee St.	62	57	179	A	Texas St.	59	67			
251	A	UTEP	47	92	125	H	UAB	65	86			
220	A	North Texas	31	67	346	H	Florida A&M	58	42			
138	A	SFA	62	67	171	N	Clemson	46	77			
137	A	Memphis	51	57	296	N	Ole Miss	55	73			

Non-Div I Games:      Tougaloo                      85    61                      Louisiana Col.                      86    50

Alcorn

Loss, Non-Conf, S Site, H Home A Away N Neutral

Average RPI Win:	192	WON-LOST	WINNING	LAST 10	STRENGTH OF	OPP. STRENGTH	TEAM	ADJ.	CONF.	ADJ CONF.
Average RPI Loss:	134	RECORD	PCT. RANK	GAMES	SCHEDULE	OF SCHEDULE	RPI	RPI	RPI	RPI
DIV. I ONLY	4- 6	216	4-6	172	174	204	204	13	13	
DIV. I NON-CONF.	4- 6	212	4-6	170	176	203	203	13	13	
TOTALS	RPI 1-25	RPI 26-50	W-L RECORDS	RPI 51-100	RPI 101-150	RPI 150+				
4- 6	0- 0	0- 0	OVERALL	1- 2	1- 2	2- 2				
3- 1	0- 0	0- 0	HOME	1- 1	1- 0	1- 0				
1- 4	0- 0	0- 0	AWAY	0- 0	0- 2	1- 2				
0- 1	0- 0	0- 0	NEUTRAL	0- 1	0- 0	0- 0				
4- 6	0- 0	0- 0	NON-CONFERENCE	1- 2	1- 2	2- 2				
3- 1	0- 0	0- 0	HOME	1- 1	1- 0	1- 0				
1- 4	0- 0	0- 0	AWAY	0- 0	0- 2	1- 2				
0- 1	0- 0	0- 0	NEUTRAL	0- 1	0- 0	0- 0				
0- 0	0- 0	0- 0	CONFERENCE	0- 0	0- 0	0- 0				
0- 0	0- 0	0- 0	HOME	0- 0	0- 0	0- 0				
0- 0	0- 0	0- 0	AWAY	0- 0	0- 0	0- 0				
0- 0	0- 0	0- 0	NEUTRAL	0- 0	0- 0	0- 0				

RPI 1-25			RPI 26-50			RPI 51-100			RPI 101+			Team's RPI: 204
RPI	S	Opponent	Score	RPI	S	Opponent	Score	RPI	S	Opponent	Score	
						54 H Minnesota	53 70	107 H George Washington		66	53	
						71 N Buffalo	55 73	123 A Ohio		69	81	
						95 H Villanova	76 54	133 A Saint Joseph's		51	72	
								170 A George Mason		55	73	
								252 A Towson		60	63	
								258 A Radford		59	55	
								309 H High Point		56	48	
LAST 10 Division I												
						252 A Towson	60 63	107 H George Washington		66	53	
						170 A George Mason	55 73	258 A Radford		59	55	
						309 H High Point	56 48	54 H Minnesota		53	70	
						95 H Villanova	76 54	71 N Buffalo		55	73	
						123 A Ohio	69 81	133 A Saint Joseph's		51	72	

Non-Div I Games:

American

■ Loss, 
 ■ Non-Conf, 
 S Site, 
 ■ Home 
 ■ Away 
 N Neutral

Average RPI Win:	308	WON-LOST	WINNING	LAST 10	STRENGTH OF	OPP. STRENGTH	TEAM	ADJ.	CONF.	ADJ CONF.
Average RPI Loss:	135	RECORD	PCT. RANK	GAMES	SCHEDULE	OF SCHEDULE	RPI	RPI	RPI	RPI
DIV. I ONLY	3- 8	266	3-7	247	141	279	279	22	22	
DIV. I NON-CONF.	3- 8	268	3-7	251	142	282	282	22	22	
TOTALS	RPI 1-25	RPI 26-50	W-L RECORDS	RPI 51-100	RPI 101-150	RPI 150+				
3- 8	0- 1	0- 1	OVERALL	0- 0	0- 2	3- 4				
1- 2	0- 0	0- 0	HOME	0- 0	0- 0	1- 2				
1- 5	0- 1	0- 1	AWAY	0- 0	0- 2	1- 1				
1- 1	0- 0	0- 0	NEUTRAL	0- 0	0- 0	1- 1				
3- 8	0- 1	0- 1	NON-CONFERENCE	0- 0	0- 2	3- 4				
1- 2	0- 0	0- 0	HOME	0- 0	0- 0	1- 2				
1- 5	0- 1	0- 1	AWAY	0- 0	0- 2	1- 1				
1- 1	0- 0	0- 0	NEUTRAL	0- 0	0- 0	1- 1				
0- 0	0- 0	0- 0	CONFERENCE	0- 0	0- 0	0- 0				
0- 0	0- 0	0- 0	HOME	0- 0	0- 0	0- 0				
0- 0	0- 0	0- 0	AWAY	0- 0	0- 0	0- 0				
0- 0	0- 0	0- 0	NEUTRAL	0- 0	0- 0	0- 0				

RPI 1-25				RPI 26-50				RPI 51-100				RPI 101+ Team's RPI: 279			
RPI	S	Opponent	Score	RPI	S	Opponent	Score	RPI	S	Opponent	Score	RPI	S	Opponent	Score
7	A	South Carolina	50 92	44	A	Michigan	35 62					114	A	UNC Greensboro	47 54
												129	A	Elon	66 67
												157	N	Bethune-Cookman	44 61
												182	H	Gardner-Webb	56 67
												205	A	VCU	38 66
												240	H	ETSU	61 67
												264	A	Wofford	54 51
												317	H	Mercer	77 68
												343	N	Canisius	74 57
LAST 10 Division I															
317	H	Mercer	77 68	114	A	UNC Greensboro	47 54								
240	H	ETSU	61 67	343	N	Canisius	74 57								
182	H	Gardner-Webb	56 67	157	N	Bethune-Cookman	44 61								
7	A	South Carolina	50 92	44	A	Michigan	35 62								
129	A	Elon	66 67	264	A	Wofford	54 51								

Non-Div I Games:

Appalachian St.

■ Loss, 
 ■ Non-Conf, S Site, 
 ■ Home 
 ■ Away 
 N Neutral

Average RPI Win: 204		WON-LOST	WINNING	LAST 10	STRENGTH OF	OPP. STRENGTH	TEAM	ADJ.	CONF.	ADJ CONF.
Average RPI Loss: 0		RECORD	PCT. RANK	GAMES	SCHEDULE	OF SCHEDULE	RPI	RPI	RPI	RPI
DIV. I ONLY		12- 0	1	10-0	269	134	46	46	1	1
DIV. I NON-CONF.		11- 0	1	9-0	305	144	63	63	1	1
TOTALS		RPI 1-25	RPI 26-50		W-L RECORDS		RPI 51-100	RPI 101-150	RPI 150+	
12- 0	0- 0	0- 0		OVERALL		2- 0	2- 0	8- 0		
7- 0	0- 0	0- 0		HOME		0- 0	2- 0	5- 0		
5- 0	0- 0	0- 0		AWAY		2- 0	0- 0	3- 0		
0- 0	0- 0	0- 0		NEUTRAL		0- 0	0- 0	0- 0		
11- 0	0- 0	0- 0		NON-CONFERENCE		1- 0	2- 0	8- 0		
7- 0	0- 0	0- 0		HOME		0- 0	2- 0	5- 0		
4- 0	0- 0	0- 0		AWAY		1- 0	0- 0	3- 0		
0- 0	0- 0	0- 0		NEUTRAL		0- 0	0- 0	0- 0		
1- 0	0- 0	0- 0		CONFERENCE		1- 0	0- 0	0- 0		
0- 0	0- 0	0- 0		HOME		0- 0	0- 0	0- 0		
1- 0	0- 0	0- 0		AWAY		1- 0	0- 0	0- 0		
0- 0	0- 0	0- 0		NEUTRAL		0- 0	0- 0	0- 0		

RPI 1-25				Team's RPI: 46				RPI 51-100				RPI 101+			
RPI	S	Opponent	Score	RPI	S	Opponent	Score	RPI	S	Opponent	Score	RPI	S	Opponent	Score
								67	A	Arizona St.	58 53	106	H	Santa Clara	65 52
								92	A	Texas	83 58	141	H	North Dakota	74 42
												162	A	Montana	77 42
												194	H	Monmouth	86 34
												238	H	Prairie View	83 48
												247	H	UC Riverside	70 27
												251	A	UTEP	54 43
												280	H	UC Santa Barbara	61 42
												324	H	Tennessee St.	77 42
												342	A	Chicago St.	82 50
LAST 10 Division I															
				247	H	UC Riverside	70 27	67	A	Arizona St.	58 53				
				162	A	Montana	77 42	280	H	UC Santa Barbara	61 42				
				238	H	Prairie View	83 48	324	H	Tennessee St.	77 42				
				92	A	Texas	83 58	251	A	UTEP	54 43				
				342	A	Chicago St.	82 50	194	H	Monmouth	86 34				

Non-Div I Games:

Arizona

Loss, Non-Conf, S Site, H Home A Away N Neutral

Average RPI Win:	206	WON-LOST	WINNING	LAST 10	STRENGTH OF	OPP. STRENGTH	TEAM	ADJ.	CONF.	ADJ CONF.
Average RPI Loss:	38	RECORD	PCT. RANK	GAMES	SCHEDULE	OF SCHEDULE	RPI	RPI	RPI	RPI
DIV. I ONLY	10- 3	55	8-2	113	137	67	67	1	1	
DIV. I NON-CONF.	10- 2	31	8-1	174	125	53	53	1	1	
TOTALS	RPI 1-25	RPI 26-50	W-L RECORDS	RPI 51-100	RPI 101-150	RPI 150+				
10- 3	1- 1	0- 1	OVERALL	2- 1	0- 0	7- 0				
7- 1	1- 0	0- 1	HOME	1- 0	0- 0	5- 0				
1- 1	0- 0	0- 0	AWAY	0- 1	0- 0	1- 0				
2- 1	0- 1	0- 0	NEUTRAL	1- 0	0- 0	1- 0				
10- 2	1- 1	0- 0	NON-CONFERENCE	2- 1	0- 0	7- 0				
7- 0	1- 0	0- 0	HOME	1- 0	0- 0	5- 0				
1- 1	0- 0	0- 0	AWAY	0- 1	0- 0	1- 0				
2- 1	0- 1	0- 0	NEUTRAL	1- 0	0- 0	1- 0				
0- 1	0- 0	0- 1	CONFERENCE	0- 0	0- 0	0- 0				
0- 1	0- 0	0- 1	HOME	0- 0	0- 0	0- 0				
0- 0	0- 0	0- 0	AWAY	0- 0	0- 0	0- 0				
0- 0	0- 0	0- 0	NEUTRAL	0- 0	0- 0	0- 0				

RPI 1-25				RPI 26-50				RPI 51-100				RPI 101+			
RPI	S	Opponent	Score	RPI	S	Opponent	Score	RPI	S	Opponent	Score	RPI	S	Opponent	Score
14	H	Creighton	70 55	46	H	Arizona	53 58	54	A	Minnesota	66 80	176	H	New Mexico	84 47
14	N	Purdue	52 59					59	N	Middle Tenn.	61 60	241	H	Idaho St.	74 69
								97	H	BYU	60 52	257	N	Maine	57 31
												266	H	Army West Point	83 51
												312	H	Air Force	87 56
												316	A	New Mexico St.	70 47
												321	H	Cal Poly	66 41
LAST 10 Division I															
				97	H	BYU	60 52	46	H	Arizona	53 58				
				59	N	Middle Tenn.	61 60	14	H	Creighton	70 55				
				14	N	Purdue	52 59	316	A	New Mexico St.	70 47				
				257	N	Maine	57 31	176	H	New Mexico	84 47				
				321	H	Cal Poly	66 41	241	H	Idaho St.	74 69				

Non-Div I Games:

Arizona St.

Average RPI Win:	0	WON-LOST	WINNING	LAST 10	STRENGTH OF	OPP. STRENGTH	TEAM	ADJ.	CONF.	ADJ CONF.
Average RPI Loss:	159	RECORD	PCT. RANK	GAMES	SCHEDULE	OF SCHEDULE	RPI	RPI	RPI	RPI
DIV. I ONLY	0- 9	339	0-9	35	320	298	298	27	27	
DIV. I NON-CONF.	0- 9	338	0-9	36	321	299	299	27	27	
TOTALS	RPI 1-25	RPI 26-50	W-L RECORDS	RPI 51-100	RPI 101-150	RPI 150+				
0- 9	0- 0	0- 0	OVERALL	0- 0	0- 5	0- 4				
0- 0	0- 0	0- 0	HOME	0- 0	0- 0	0- 0				
0- 9	0- 0	0- 0	AWAY	0- 0	0- 5	0- 4				
0- 0	0- 0	0- 0	NEUTRAL	0- 0	0- 0	0- 0				
0- 9	0- 0	0- 0	NON-CONFERENCE	0- 0	0- 5	0- 4				
0- 0	0- 0	0- 0	HOME	0- 0	0- 0	0- 0				
0- 9	0- 0	0- 0	AWAY	0- 0	0- 5	0- 4				
0- 0	0- 0	0- 0	NEUTRAL	0- 0	0- 0	0- 0				
0- 0	0- 0	0- 0	CONFERENCE	0- 0	0- 0	0- 0				
0- 0	0- 0	0- 0	HOME	0- 0	0- 0	0- 0				
0- 0	0- 0	0- 0	AWAY	0- 0	0- 0	0- 0				
0- 0	0- 0	0- 0	NEUTRAL	0- 0	0- 0	0- 0				

RPI 1-25			RPI 26-50			RPI 51-100			RPI 101+			Team's RPI: 298
RPI	S	Opponent	Score	RPI	S	Opponent	Score	RPI	S	Opponent	Score	
								101	A	Washington St.	56	85
								121	A	Iowa St.	40	90
								122	A	Tennessee	51	92
								131	A	Illinois	50	65
								140	A	Wichita St.	50	100
								160	A	Coastal Caro.	69	76
								181	A	Texas Tech	55	81
								232	A	Milwaukee	55	69
								239	A	Arkansas St.	60	81
LAST 10 Division I												
122	A	Tennessee	51	92	181	A	Texas Tech	55	81			
131	A	Illinois	50	65	140	A	Wichita St.	50	100			
232	A	Milwaukee	55	69	239	A	Arkansas St.	60	81			
160	A	Coastal Caro.	69	76	101	A	Washington St.	56	85			
					121	A	Iowa St.	40	90			

Non-Div I Games: Philander Smith 66 54

Ark.-Pine Bluff

## Arkansas

Through Games Of Dec. 31, 2019

Average RPI Win:	181	WON-LOST	WINNING	LAST 10	STRENGTH OF	OPP. STRENGTH	TEAM	ADJ.	CONF.	ADJ CONF.
Average RPI Loss:	60	RECORD	PCT. RANK	GAMES	SCHEDULE	OF SCHEDULE	RPI	RPI	RPI	RPI
DIV. I ONLY	12- 1	10	9-1	234	48	43	43	4	4	
DIV. I NON-CONF.	12- 1	10	9-1	238	42	43	43	4	4	
TOTALS	RPI 1-25	RPI 26-50	W-L RECORDS	RPI 51-100	RPI 101-150	RPI 150+				
12- 1	0- 0	0- 0	OVERALL	3- 1	2- 0	7- 0				
10- 0	0- 0	0- 0	HOME	2- 0	1- 0	7- 0				
0- 1	0- 0	0- 0	AWAY	0- 1	0- 0	0- 0				
2- 0	0- 0	0- 0	NEUTRAL	1- 0	1- 0	0- 0				
12- 1	0- 0	0- 0	NON-CONFERENCE	3- 1	2- 0	7- 0				
10- 0	0- 0	0- 0	HOME	2- 0	1- 0	7- 0				
0- 1	0- 0	0- 0	AWAY	0- 1	0- 0	0- 0				
2- 0	0- 0	0- 0	NEUTRAL	1- 0	1- 0	0- 0				
0- 0	0- 0	0- 0	CONFERENCE	0- 0	0- 0	0- 0				
0- 0	0- 0	0- 0	HOME	0- 0	0- 0	0- 0				
0- 0	0- 0	0- 0	AWAY	0- 0	0- 0	0- 0				
0- 0	0- 0	0- 0	NEUTRAL	0- 0	0- 0	0- 0				

RPI 1-25				RPI 26-50				Team's RPI: 43		RPI 51-100				RPI 101+			
RPI	S	Opponent	Score	RPI	S	Opponent	Score	RPI	S	Opponent	Score	RPI	S	Opponent	Score		
								60	A	California	80 84	126	H	UT Martin	96 46		
								87	H	Stony Brook	88 58	127	N	Fordham	71 59		
								94	H	Belmont	91 60	161	H	New Orleans	82 52		
								96	N	Wisconsin	68 64	199	H	Little Rock	86 53		
												210	H	Tulsa	91 41		
												212	H	Oral Roberts	96 64		
												223	H	Kansas St.	81 72		
												303	H	McNeese	101 58		
												333	H	Northwestern St.	99 39		
LAST 10 Division I																	
				126	H	UT Martin	96 46					199	H	Little Rock	86 53		
				127	N	Fordham	71 59					333	H	Northwestern St.	99 39		
				60	A	California	80 84					210	H	Tulsa	91 41		
				94	H	Belmont	91 60					223	H	Kansas St.	81 72		
				87	H	Stony Brook	88 58					96	N	Wisconsin	68 64		

Non-Div I Games:

Arkansas

■ Loss, 
■ Non-Conf, S Site, 
■ Home 
■ Away 
N Neutral

Average RPI Win:	303	WON-LOST	WINNING	LAST 10	STRENGTH OF	OPP. STRENGTH	TEAM	ADJ.	CONF.	ADJ CONF.
Average RPI Loss:	129	RECORD	PCT. RANK	GAMES	SCHEDULE	OF SCHEDULE	RPI	RPI	RPI	RPI
DIV. I ONLY	2- 8	295	2-8	97	251	239	239	22	22	
DIV. I NON-CONF.	2- 8	295	2-8	95	254	238	238	22	22	
TOTALS	RPI 1-25	RPI 26-50	W-L RECORDS	RPI 51-100	RPI 101-150	RPI 150+				
2- 8	0- 1	0- 1	OVERALL	0- 1	0- 1	2- 4				
1- 1	0- 0	0- 0	HOME	0- 0	0- 0	1- 1				
1- 6	0- 1	0- 1	AWAY	0- 0	0- 1	1- 3				
0- 1	0- 0	0- 0	NEUTRAL	0- 1	0- 0	0- 0				
2- 8	0- 1	0- 1	NON-CONFERENCE	0- 1	0- 1	2- 4				
1- 1	0- 0	0- 0	HOME	0- 0	0- 0	1- 1				
1- 6	0- 1	0- 1	AWAY	0- 0	0- 1	1- 3				
0- 1	0- 0	0- 0	NEUTRAL	0- 1	0- 0	0- 0				
0- 0	0- 0	0- 0	CONFERENCE	0- 0	0- 0	0- 0				
0- 0	0- 0	0- 0	HOME	0- 0	0- 0	0- 0				
0- 0	0- 0	0- 0	AWAY	0- 0	0- 0	0- 0				
0- 0	0- 0	0- 0	NEUTRAL	0- 0	0- 0	0- 0				

RPI 1-25				RPI 26-50				RPI 51-100				RPI 101+ Team's RPI: 239			
RPI	S	Opponent	Score	RPI	S	Opponent	Score	RPI	S	Opponent	Score	RPI	S	Opponent	Score
11	A	DePaul	64 109	47	A	Baylor	43 111	63	N	N.C. A&T	50 55	137	A	Memphis	50 78
												153	H	Southeast Mo. St.	67 79
												188	A	Murray St.	62 77
												210	A	Tulsa	77 79
												219	A	Louisiana Tech	54 67
												298	H	Ark.-Pine Bluff	81 60
												308	A	San Diego St.	71 62
LAST 10 Division I															
219	A	Louisiana Tech	54 67	47	A	Baylor	43 111	137	A	Memphis	50 78	298	H	Ark.-Pine Bluff	81 60
63	N	N.C. A&T	50 55	137	A	Memphis	50 78	308	A	San Diego St.	71 62	188	A	Murray St.	62 77
11	A	DePaul	64 109	298	H	Ark.-Pine Bluff	81 60								
153	H	Southeast Mo. St.	67 79	308	A	San Diego St.	71 62								
210	A	Tulsa	77 79	188	A	Murray St.	62 77								

Non-Div I Games: Central Baptist 88 63

Arkansas St.

■ Loss, 
 ■ Non-Conf, 
 ■ S Site, 
 ■ Home 
 ■ A Away 
 N Neutral



Army West Point

Through Games Of Dec. 31, 2019

Average RPI Win:	329	WON-LOST	WINNING	LAST 10	STRENGTH OF	OPP. STRENGTH	TEAM	ADJ.	CONF.	ADJ CONF.
Average RPI Loss:	130	RECORD	PCT. RANK	GAMES	SCHEDULE	OF SCHEDULE	RPI	RPI	RPI	RPI
DIV. I ONLY	4- 7	231	4-6	258	273	266	266	13	13	
DIV. I NON-CONF.	4- 7	225	4-6	263	272	272	272	13	13	
TOTALS	RPI 1-25	RPI 26-50	W-L RECORDS	RPI 51-100	RPI 101-150	RPI 150+				
4- 7	0- 1	0- 0	OVERALL	0- 2	0- 2	4- 2				
2- 3	0- 1	0- 0	HOME	0- 0	0- 2	2- 0				
2- 4	0- 0	0- 0	AWAY	0- 2	0- 0	2- 2				
0- 0	0- 0	0- 0	NEUTRAL	0- 0	0- 0	0- 0				
4- 7	0- 1	0- 0	NON-CONFERENCE	0- 2	0- 2	4- 2				
2- 3	0- 1	0- 0	HOME	0- 0	0- 2	2- 0				
2- 4	0- 0	0- 0	AWAY	0- 2	0- 0	2- 2				
0- 0	0- 0	0- 0	NEUTRAL	0- 0	0- 0	0- 0				
0- 0	0- 0	0- 0	CONFERENCE	0- 0	0- 0	0- 0				
0- 0	0- 0	0- 0	HOME	0- 0	0- 0	0- 0				
0- 0	0- 0	0- 0	AWAY	0- 0	0- 0	0- 0				
0- 0	0- 0	0- 0	NEUTRAL	0- 0	0- 0	0- 0				

RPI S	Opponent	Score	RPI S	Opponent	Score	RPI S	Opponent	Score	RPI S	Opponent	Score	Team's RPI: 266
22	H TCU	52 66				51	A St. John's (NY)	60 96	136	H William & Mary	65 77	
						67	A Arizona St.	51 83	148	H Columbia	62 71	
									228	A Manhattan	56 86	
									256	A St. Francis Brooklyn	64 70	
									312	A Air Force	68 66	
									322	H Bryant	81 75	
									335	A Fairleigh Dickinson	70 68	
									348	H LIU Brooklyn	67 60	
LAST 10 Division I												
322	H Bryant	81 75	228	A Manhattan	56 86							
148	H Columbia	62 71	51	A St. John's (NY)	60 96							
256	A St. Francis Brooklyn	64 70	348	H LIU Brooklyn	67 60							
312	A Air Force	68 66	335	A Fairleigh Dickinson	70 68							
67	A Arizona St.	51 83	22	H TCU	52 66							

Non-Div I Games:

Army West Point

Loss, Non-Conf, S Site, H Home A Away N Neutral

Average RPI Win:	216	WON-LOST	WINNING	LAST 10	STRENGTH OF	OPP. STRENGTH	TEAM	ADJ.	CONF.	ADJ CONF.
Average RPI Loss:	58	RECORD	PCT. RANK	GAMES	SCHEDULE	OF SCHEDULE	RPI	RPI	RPI	RPI
DIV. I ONLY	6- 5	148	5-5	81	121	110	110	4	4	
DIV. I NON-CONF.	6- 5	150	5-5	86	121	107	107	4	4	
TOTALS	RPI 1-25	RPI 26-50	W-L RECORDS	RPI 51-100	RPI 101-150	RPI 150+				
6- 5	0- 1	0- 1	OVERALL	0- 2	2- 1	4- 0				
4- 1	0- 0	0- 0	HOME	0- 1	1- 0	3- 0				
1- 2	0- 1	0- 0	AWAY	0- 0	0- 1	1- 0				
1- 2	0- 0	0- 1	NEUTRAL	0- 1	1- 0	0- 0				
6- 5	0- 1	0- 1	NON-CONFERENCE	0- 2	2- 1	4- 0				
4- 1	0- 0	0- 0	HOME	0- 1	1- 0	3- 0				
1- 2	0- 1	0- 0	AWAY	0- 0	0- 1	1- 0				
1- 2	0- 0	0- 1	NEUTRAL	0- 1	1- 0	0- 0				
0- 0	0- 0	0- 0	CONFERENCE	0- 0	0- 0	0- 0				
0- 0	0- 0	0- 0	HOME	0- 0	0- 0	0- 0				
0- 0	0- 0	0- 0	AWAY	0- 0	0- 0	0- 0				
0- 0	0- 0	0- 0	NEUTRAL	0- 0	0- 0	0- 0				

RPI 1-25				RPI 26-50				RPI 51-100				RPI 101+ Team's RPI: 110			
RPI	S	Opponent	Score	RPI	S	Opponent	Score	RPI	S	Opponent	Score	RPI	S	Opponent	Score
22	A	TCU	65 80	30	N	Drake	82 83	52	H	Old Dominion	77 89	125	A	UAB	75 80
								59	N	Middle Tenn.	50 73	133	H	Saint Joseph's	66 62
												149	N	Dayton	76 74
												157	H	Bethune-Cookman	74 56
												259	A	South Alabama	82 62
												264	H	Wofford	84 82
												336	H	Jacksonville St.	62 53
LAST 10 Division I															
336	H	Jacksonville St.	62 53	157	H	Bethune-Cookman	74 56	22	A	TCU	65 80				
59	N	Middle Tenn.	50 73	259	A	South Alabama	82 62	30	N	Drake	82 83				
133	H	Saint Joseph's	66 62	149	N	Dayton	76 74								
125	A	UAB	75 80												
52	H	Old Dominion	77 89												

Non-Div I Games:

Auburn

■ Loss, 
 ■ Non-Conf, S Site, 
 ■ Home 
 ■ Away 
 N Neutral



Average RPI Win:	251	WON-LOST	WINNING	LAST 10	STRENGTH OF	OPP. STRENGTH	TEAM	ADJ.	CONF.	ADJ CONF.
Average RPI Loss:	86	RECORD	PCT. RANK	GAMES	SCHEDULE	OF SCHEDULE	RPI	RPI	RPI	RPI
DIV. I ONLY	6- 5	148	6-4	90	233	97	97	11	11	
DIV. I NON-CONF.	4- 5	195	4-4	57	205	116	116	11	11	
TOTALS	RPI 1-25	RPI 26-50	W-L RECORDS	RPI 51-100	RPI 101-150	RPI 150+				
6- 5	0- 1	0- 0	OVERALL	0- 2	0- 1	6- 1				
2- 1	0- 0	0- 0	HOME	0- 0	0- 0	2- 1				
3- 3	0- 0	0- 0	AWAY	0- 2	0- 1	3- 0				
1- 1	0- 1	0- 0	NEUTRAL	0- 0	0- 0	1- 0				
4- 5	0- 1	0- 0	NON-CONFERENCE	0- 2	0- 1	4- 1				
2- 1	0- 0	0- 0	HOME	0- 0	0- 0	2- 1				
1- 3	0- 0	0- 0	AWAY	0- 2	0- 1	1- 0				
1- 1	0- 1	0- 0	NEUTRAL	0- 0	0- 0	1- 0				
2- 0	0- 0	0- 0	CONFERENCE	0- 0	0- 0	2- 0				
0- 0	0- 0	0- 0	HOME	0- 0	0- 0	0- 0				
2- 0	0- 0	0- 0	AWAY	0- 0	0- 0	2- 0				
0- 0	0- 0	0- 0	NEUTRAL	0- 0	0- 0	0- 0				

RPI 1-25				RPI 26-50				RPI 51-100				Team's RPI: 97	RPI 101+			
RPI	S	Opponent	Score	RPI	S	Opponent	Score	RPI	S	Opponent	Score	RPI	S	Opponent	Score	
4	N	Oregon St.	34 65					67	A	Arizona St.	52 60	101	A	Washington St.	50 67	
								74	A	Boise St.	55 66	154	A	Fresno St.	71 65	
												186	H	Utah	73 77	
												222	N	San Jose St.	75 56	
												235	H	Utah St.	67 50	
												270	A	Pepperdine	65 47	
												277	A	LMU (CA)	59 44	
												345	H	Utah Valley	71 57	
LAST 10 Division I																
270	A	Pepperdine	65 47	4	N	Oregon St.	34 65	222	N	San Jose St.	75 56	345	H	Utah Valley	71 57	
277	A	LMU (CA)	59 44	74	A	Boise St.	55 66	67	A	Arizona St.	52 60					
186	H	Utah	73 77													
235	H	Utah St.	67 50													
154	A	Fresno St.	71 65													

Non-Div I Games: Tex. A&amp;M-Kingsville90 38

BYU

Average RPI Win: 193		WON-LOST	WINNING	LAST 10	STRENGTH OF	OPP. STRENGTH	TEAM	ADJ.	CONF.	ADJ CONF.
Average RPI Loss: 83		RECORD	PCT. RANK	GAMES	SCHEDULE	OF SCHEDULE	RPI	RPI	RPI	RPI
DIV. I ONLY		7- 4	100	7-3	143	124	86	86	10	10
DIV. I NON-CONF.		7- 4	100	7-3	143	126	89	89	10	10
TOTALS	RPI 1-25	RPI 26-50		W-L RECORDS		RPI 51-100	RPI 101-150		RPI 150+	
7- 4	0- 0	0- 2		OVERALL		1- 1	1- 0		5- 1	
2- 1	0- 0	0- 1		HOME		0- 0	0- 0		2- 0	
2- 2	0- 0	0- 1		AWAY		0- 0	0- 0		2- 1	
3- 1	0- 0	0- 0		NEUTRAL		1- 1	1- 0		1- 0	
7- 4	0- 0	0- 2		NON-CONFERENCE		1- 1	1- 0		5- 1	
2- 1	0- 0	0- 1		HOME		0- 0	0- 0		2- 0	
2- 2	0- 0	0- 1		AWAY		0- 0	0- 0		2- 1	
3- 1	0- 0	0- 0		NEUTRAL		1- 1	1- 0		1- 0	
0- 0	0- 0	0- 0		CONFERENCE		0- 0	0- 0		0- 0	
0- 0	0- 0	0- 0		HOME		0- 0	0- 0		0- 0	
0- 0	0- 0	0- 0		AWAY		0- 0	0- 0		0- 0	
0- 0	0- 0	0- 0		NEUTRAL		0- 0	0- 0		0- 0	

RPI 1-25				RPI 26-50				RPI 51-100				Team's RPI: 86				RPI 101+			
RPI	S	Opponent	Score	RPI	S	Opponent	Score	RPI	S	Opponent	Score	RPI	S	Opponent	Score	RPI	S	Opponent	Score
				33	H	Western Ky.	86 91	79	N	Lehigh	54 52	102	N	Providence	52 51				
				49	A	IUPUI	48 65	96	N	Wisconsin	56 67	151	H	Butler	74 70				
												152	A	Cincinnati	56 63				
												176	A	New Mexico	70 57				
												243	H	Xavier	70 49				
												277	N	LMU (CA)	77 72				
												323	A	Purdue Fort Wayne	83 52				
LAST 10 Division I																			
				176	A	New Mexico	70 57	277	N	LMU (CA)	77 72								
				102	N	Providence	52 51	33	H	Western Ky.	86 91								
				243	H	Xavier	70 49	96	N	Wisconsin	56 67								
				152	A	Cincinnati	56 63	79	N	Lehigh	54 52								
				323	A	Purdue Fort Wayne	83 52	151	H	Butler	74 70								

Non-Div I Games:	Urbana	84	49
------------------	--------	----	----

Ball St.

Loss, Non-Conf, S Site, H Home A Away N Neutral

Average RPI Win:	182	WON-LOST	WINNING	LAST 10	STRENGTH OF	OPP. STRENGTH	TEAM	ADJ.	CONF.	ADJ CONF.
Average RPI Loss:	7	RECORD	PCT. RANK	GAMES	SCHEDULE	OF SCHEDULE	RPI	RPI	RPI	RPI
DIV. I ONLY	10- 1	20	9-1	224	13	47	47	5	5	
DIV. I NON-CONF.	10- 1	19	9-1	222	13	47	47	5	5	
TOTALS	RPI 1-25	RPI 26-50	W-L RECORDS	RPI 51-100	RPI 101-150	RPI 150+				
10- 1	1- 1	0- 0	OVERALL	1- 0	3- 0	5- 0				
8- 0	0- 0	0- 0	HOME	1- 0	2- 0	5- 0				
0- 0	0- 0	0- 0	AWAY	0- 0	0- 0	0- 0				
2- 1	1- 1	0- 0	NEUTRAL	0- 0	1- 0	0- 0				
10- 1	1- 1	0- 0	NON-CONFERENCE	1- 0	3- 0	5- 0				
8- 0	0- 0	0- 0	HOME	1- 0	2- 0	5- 0				
0- 0	0- 0	0- 0	AWAY	0- 0	0- 0	0- 0				
2- 1	1- 1	0- 0	NEUTRAL	0- 0	1- 0	0- 0				
0- 0	0- 0	0- 0	CONFERENCE	0- 0	0- 0	0- 0				
0- 0	0- 0	0- 0	HOME	0- 0	0- 0	0- 0				
0- 0	0- 0	0- 0	AWAY	0- 0	0- 0	0- 0				
0- 0	0- 0	0- 0	NEUTRAL	0- 0	0- 0	0- 0				

RPI 1-25				RPI 26-50		Team's RPI: 47		RPI 51-100				RPI 101+			
RPI	S	Opponent	Score	RPI	S	Opponent	Score	RPI	S	Opponent	Score	RPI	S	Opponent	Score
7	N	South Carolina	59 74					61	H	Georgia	72 38	101	N	Washington St.	89 66
9	N	Indiana	77 62									128	H	South Fla.	58 46
												143	H	Lamar University	90 28
												239	H	Arkansas St.	111 43
												260	H	Houston Baptist	112 42
												271	H	Morehead St.	94 47
												299	H	Grambling	120 46
												306	H	New Hampshire	97 29
LAST 10 Division I															
271	H	Morehead St.	94 47	61	H	Georgia	72 38	7	N	South Carolina	59 74				
239	H	Arkansas St.	111 43	9	N	Indiana	77 62	101	N	Washington St.	89 66				
128	H	South Fla.	58 46	143	H	Lamar University	90 28								
260	H	Houston Baptist	112 42												
299	H	Grambling	120 46												

Non-Div I Games:

Baylor

# Belmont

Through Games Of Dec. 31, 2019

Average RPI Win:	179	WON-LOST	WINNING	LAST 10	STRENGTH OF	OPP. STRENGTH	TEAM	ADJ.	CONF.	ADJ CONF.
Average RPI Loss:	64	RECORD	PCT. RANK	GAMES	SCHEDULE	OF SCHEDULE	RPI	RPI	RPI	RPI
DIV. I ONLY	5- 6	196	4-6	36	87	94	94	19	19	
DIV. I NON-CONF.	5- 6	187	4-6	38	89	94	94	20	20	
TOTALS	RPI 1-25	RPI 26-50	W-L RECORDS	RPI 51-100	RPI 101-150	RPI 150+				
5- 6	0- 0	0- 5	OVERALL	2- 0	0- 0	3- 1				
4- 0	0- 0	0- 0	HOME	2- 0	0- 0	2- 0				
1- 4	0- 0	0- 3	AWAY	0- 0	0- 0	1- 1				
0- 2	0- 0	0- 2	NEUTRAL	0- 0	0- 0	0- 0				
5- 6	0- 0	0- 5	NON-CONFERENCE	2- 0	0- 0	3- 1				
4- 0	0- 0	0- 0	HOME	2- 0	0- 0	2- 0				
1- 4	0- 0	0- 3	AWAY	0- 0	0- 0	1- 1				
0- 2	0- 0	0- 2	NEUTRAL	0- 0	0- 0	0- 0				
0- 0	0- 0	0- 0	CONFERENCE	0- 0	0- 0	0- 0				
0- 0	0- 0	0- 0	HOME	0- 0	0- 0	0- 0				
0- 0	0- 0	0- 0	AWAY	0- 0	0- 0	0- 0				
0- 0	0- 0	0- 0	NEUTRAL	0- 0	0- 0	0- 0				

RPI S	Opponent	Score	RPI S	Opponent	Score	RPI S	Opponent	Score	RPI S	Opponent	Score
26	N Maryland	26 90	26	N Maryland	26 90	57	H UCF	72 37	216	A Toledo	48 53
28	N Virginia Tech	58 60	28	N Virginia Tech	58 60	59	H Middle Tenn.	68 57	226	H Chattanooga	63 50
33	A Western Ky.	46 77	33	A Western Ky.	46 77				236	H Northern Ky.	62 45
37	A Marquette	51 53	37	A Marquette	51 53				319	A Lipscomb	69 68
43	A Arkansas	60 91	43	A Arkansas	60 91						
LAST 10 Division I											
37	A Marquette	51 53	319	A Lipscomb	69 68						
59	H Middle Tenn.	68 57	216	A Toledo	48 53						
236	H Northern Ky.	62 45	26	N Maryland	26 90						
33	A Western Ky.	46 77	28	N Virginia Tech	58 60						
57	H UCF	72 37	43	A Arkansas	60 91						

Non-Div I Games:

Belmont

Loss, Non-Conf, S Site, H Home A Away N Neutral

Average RPI Win:	274	WON-LOST	WINNING	LAST 10	STRENGTH OF	OPP. STRENGTH	TEAM	ADJ.	CONF.	ADJ CONF.
Average RPI Loss:	74	RECORD	PCT. RANK	GAMES	SCHEDULE	OF SCHEDULE	RPI	RPI	RPI	RPI
DIV. I ONLY	6- 4	122	6-4	259	211	157	157	30	30	
DIV. I NON-CONF.	6- 4	122	6-4	264	212	161	161	30	30	
TOTALS	RPI 1-25	RPI 26-50	W-L RECORDS	RPI 51-100	RPI 101-150	RPI 150+				
6- 4	0- 0	0- 0	OVERALL	0- 3	0- 1	6- 0				
1- 2	0- 0	0- 0	HOME	0- 2	0- 0	1- 0				
4- 2	0- 0	0- 0	AWAY	0- 1	0- 1	4- 0				
1- 0	0- 0	0- 0	NEUTRAL	0- 0	0- 0	1- 0				
6- 4	0- 0	0- 0	NON-CONFERENCE	0- 3	0- 1	6- 0				
1- 2	0- 0	0- 0	HOME	0- 2	0- 0	1- 0				
4- 2	0- 0	0- 0	AWAY	0- 1	0- 1	4- 0				
1- 0	0- 0	0- 0	NEUTRAL	0- 0	0- 0	1- 0				
0- 0	0- 0	0- 0	CONFERENCE	0- 0	0- 0	0- 0				
0- 0	0- 0	0- 0	HOME	0- 0	0- 0	0- 0				
0- 0	0- 0	0- 0	AWAY	0- 0	0- 0	0- 0				
0- 0	0- 0	0- 0	NEUTRAL	0- 0	0- 0	0- 0				

RPI 1-25				RPI 26-50				RPI 51-100				RPI 101+				Team's RPI: 157	
RPI	S	Opponent	Score	RPI	S	Opponent	Score	RPI	S	Opponent	Score	RPI	S	Opponent	Score		
								55	H	Central Mich.	67	92	110	A	Auburn	56	74
								56	H	Troy	62	68	200	A	Jacksonville	53	52
								75	A	Alabama	49	60	230	A	Stetson	59	55
													279	N	Appalachian St.	61	44
													281	H	Ga. Southern	75	57
													313	A	FIU	65	60
													340	A	Charleston So.	81	41
LAST 10 Division I																	
				55	H	Central Mich.	67	92	279	N	Appalachian St.	61	44				
				230	A	Stetson	59	55	75	A	Alabama	49	60				
				340	A	Charleston So.	81	41	110	A	Auburn	56	74				
				281	H	Ga. Southern	75	57	200	A	Jacksonville	53	52				
				313	A	FIU	65	60	56	H	Troy	62	68				

Non-Div I Games: Edward Waters 79 46 Palm Beach Atl. 68 45

Bethune-Cookman

Loss, Non-Conf, S Site, H Home A Away N Neutral



Binghamton

Through Games Of Dec. 31, 2019

Average RPI Win:	257	WON-LOST	WINNING	LAST 10	STRENGTH OF	OPP. STRENGTH	TEAM	ADJ.	CONF.	ADJ CONF.
Average RPI Loss:	43	RECORD	PCT. RANK	GAMES	SCHEDULE	OF SCHEDULE	RPI	RPI	RPI	RPI
DIV. I ONLY	10- 2	33	8-2	321	98	117	117	28	28	
DIV. I NON-CONF.	10- 2	31	8-2	322	99	115	115	29	29	
TOTALS	RPI 1-25	RPI 26-50	W-L RECORDS	RPI 51-100	RPI 101-150	RPI 150+				
10- 2	0- 1	0- 0	OVERALL	0- 1	1- 0	9- 0				
5- 0	0- 0	0- 0	HOME	0- 0	0- 0	5- 0				
4- 1	0- 1	0- 0	AWAY	0- 0	1- 0	3- 0				
1- 1	0- 0	0- 0	NEUTRAL	0- 1	0- 0	1- 0				
10- 2	0- 1	0- 0	NON-CONFERENCE	0- 1	1- 0	9- 0				
5- 0	0- 0	0- 0	HOME	0- 0	0- 0	5- 0				
4- 1	0- 1	0- 0	AWAY	0- 0	1- 0	3- 0				
1- 1	0- 0	0- 0	NEUTRAL	0- 1	0- 0	1- 0				
0- 0	0- 0	0- 0	CONFERENCE	0- 0	0- 0	0- 0				
0- 0	0- 0	0- 0	HOME	0- 0	0- 0	0- 0				
0- 0	0- 0	0- 0	AWAY	0- 0	0- 0	0- 0				
0- 0	0- 0	0- 0	NEUTRAL	0- 0	0- 0	0- 0				

RPI 1-25				RPI 26-50				RPI 51-100				RPI 101+ Team's RPI: 117			
RPI	S	Opponent	Score	RPI	S	Opponent	Score	RPI	S	Opponent	Score	RPI	S	Opponent	Score
24	A	Miami (FL)	56 79					62	N	Austin Peay	63 80	144	A	Cornell	59 56
												197	H	Eastern Mich.	78 67
												231	A	Delaware St.	75 66
												234	H	Niagara	74 55
												274	A	Siena	89 62
												275	H	St. Bonaventure	78 67
												278	H	Lafayette	74 64
												299	N	Grambling	88 67
												304	H	NJIT	75 40
												335	A	Fairleigh Dickinson	60 48
LAST 10 Division I															
304	H	NJIT	75 40	62	N	Austin Peay	63 80	24	A	Miami (FL)	56 79	144	A	Cornell	59 56
299	N	Grambling	88 67					197	H	Eastern Mich.	78 67	275	H	St. Bonaventure	78 67
335	A	Fairleigh Dickinson	60 48												
231	A	Delaware St.	75 66												
234	H	Niagara	74 55												

Non-Div I Games: Bloomsburg 70 45

Binghamton

Loss, Non-Conf, S Site, H Home A Away N Neutral

Average RPI Win:	223	WON-LOST	WINNING	LAST 10	STRENGTH OF	OPP. STRENGTH	TEAM	ADJ.	CONF.	ADJ CONF.
Average RPI Loss:	32	RECORD	PCT. RANK	GAMES	SCHEDULE	OF SCHEDULE	RPI	RPI	RPI	RPI
DIV. I ONLY	8- 4	89	7-3	91	97	74	74	23	23	
DIV. I NON-CONF.	6- 4	122	5-3	85	58	85	85	25	25	
TOTALS	RPI 1-25	RPI 26-50	W-L RECORDS	RPI 51-100	RPI 101-150	RPI 150+				
8- 4	0- 3	0- 0	OVERALL	1- 0	1- 1	6- 0				
5- 2	0- 1	0- 0	HOME	1- 0	0- 1	4- 0				
3- 2	0- 2	0- 0	AWAY	0- 0	1- 0	2- 0				
0- 0	0- 0	0- 0	NEUTRAL	0- 0	0- 0	0- 0				
6- 4	0- 3	0- 0	NON-CONFERENCE	1- 0	1- 1	4- 0				
4- 2	0- 1	0- 0	HOME	1- 0	0- 1	3- 0				
2- 2	0- 2	0- 0	AWAY	0- 0	1- 0	1- 0				
0- 0	0- 0	0- 0	NEUTRAL	0- 0	0- 0	0- 0				
2- 0	0- 0	0- 0	CONFERENCE	0- 0	0- 0	2- 0				
1- 0	0- 0	0- 0	HOME	0- 0	0- 0	1- 0				
1- 0	0- 0	0- 0	AWAY	0- 0	0- 0	1- 0				
0- 0	0- 0	0- 0	NEUTRAL	0- 0	0- 0	0- 0				

RPI 1-25				RPI 26-50				RPI 51-100 Team's RPI: 74				RPI 101+			
RPI	S	Opponent	Score	RPI	S	Opponent	Score	RPI	S	Opponent	Score	RPI	S	Opponent	Score
2	H	Missouri St.	69 72					97	H	BYU	66 55	101	H	Washington St.	68 80
3	A	Louisville	82 98									125	A	UAB	83 81
22	A	TCU	65 77									176	H	New Mexico	83 82
												184	H	Portland St.	82 57
												270	H	Pepperdine	76 74
												288	A	Colorado St.	72 69
												297	A	Eastern Wash.	63 61
												345	H	Utah Valley	77 69
LAST 10 Division I															
270	H	Pepperdine	76 74	97	H	BYU	66 55								
297	A	Eastern Wash.	63 61	288	A	Colorado St.	72 69								
3	A	Louisville	82 98	176	H	New Mexico	83 82								
101	H	Washington St.	68 80	22	A	TCU	65 77								
125	A	UAB	83 81	345	H	Utah Valley	77 69								

Non-Div I Games: Lewis-Clark St. 88 34 Western Ore. 75 32

Boise St.

Loss, Non-Conf, S Site, H Home A Away N Neutral

Boston College

Through Games Of Dec. 31, 2019

Average RPI Win:	219	WON-LOST	WINNING	LAST 10	STRENGTH OF	OPP. STRENGTH	TEAM	ADJ.	CONF.	ADJ CONF.
Average RPI Loss:	56	RECORD	PCT. RANK	GAMES	SCHEDULE	OF SCHEDULE	RPI	RPI	RPI	RPI
DIV. I ONLY	7- 6	157	5-5	74	85	98	98	3	3	
DIV. I NON-CONF.	7- 4	100	5-3	130	127	83	83	3	3	
TOTALS	RPI 1-25	RPI 26-50	W-L RECORDS	RPI 51-100	RPI 101-150	RPI 150+				
7- 6	0- 2	0- 1	OVERALL	0- 1	0- 2	7- 0				
5- 1	0- 1	0- 0	HOME	0- 0	0- 0	5- 0				
1- 4	0- 1	0- 1	AWAY	0- 0	0- 2	1- 0				
1- 1	0- 0	0- 0	NEUTRAL	0- 1	0- 0	1- 0				
7- 4	0- 1	0- 0	NON-CONFERENCE	0- 1	0- 2	7- 0				
5- 0	0- 0	0- 0	HOME	0- 0	0- 0	5- 0				
1- 3	0- 1	0- 0	AWAY	0- 0	0- 2	1- 0				
1- 1	0- 0	0- 0	NEUTRAL	0- 1	0- 0	1- 0				
0- 2	0- 1	0- 1	CONFERENCE	0- 0	0- 0	0- 0				
0- 1	0- 1	0- 0	HOME	0- 0	0- 0	0- 0				
0- 1	0- 0	0- 1	AWAY	0- 0	0- 0	0- 0				
0- 0	0- 0	0- 0	NEUTRAL	0- 0	0- 0	0- 0				

RPI 1-25				RPI 26-50				RPI 51-100				Team's RPI: 98	RPI 101+			
RPI	S	Opponent	Score	RPI	S	Opponent	Score	RPI	S	Opponent	Score		RPI	S	Opponent	Score
13	A	Northwestern	63 66	31	A	Duke	73 85	53	N	Charlotte	68 84		102	A	Providence	60 76
20	H	NC State	54 72										116	A	Holy Cross	71 80
													178	N	Tulane	89 76
													185	H	Rhode Island	66 55
													205	H	VCU	87 52
													217	A	Boston U.	88 57
													231	H	Delaware St.	109 69
													256	H	St. Francis Brooklyn	106 69
													261	H	UMass Lowell	89 46
LAST 10 Division I																
20	H	NC State	54 72	217	A	Boston U.	88 57									
231	H	Delaware St.	109 69	31	A	Duke	73 85									
205	H	VCU	87 52	13	A	Northwestern	63 66									
185	H	Rhode Island	66 55	178	N	Tulane	89 76									
102	A	Providence	60 76	53	N	Charlotte	68 84									

Non-Div I Games:

Boston College

Loss, Non-Conf, S Site, H Home A Away N Neutral

Average RPI Win:	258	WON-LOST	WINNING	LAST 10	STRENGTH OF	OPP. STRENGTH	TEAM	ADJ.	CONF.	ADJ CONF.
Average RPI Loss:	123	RECORD	PCT. RANK	GAMES	SCHEDULE	OF SCHEDULE	RPI	RPI	RPI	RPI
DIV. I ONLY	5- 6	196	5-5	212	236	217	217	13	13	
DIV. I NON-CONF.	5- 6	187	5-5	211	240	215	215	13	13	
TOTALS	RPI 1-25	RPI 26-50	W-L RECORDS	RPI 51-100	RPI 101-150	RPI 150+				
5- 6	0- 0	0- 0	OVERALL	0- 3	0- 1	5- 2				
2- 4	0- 0	0- 0	HOME	0- 2	0- 1	2- 1				
3- 2	0- 0	0- 0	AWAY	0- 1	0- 0	3- 1				
0- 0	0- 0	0- 0	NEUTRAL	0- 0	0- 0	0- 0				
5- 6	0- 0	0- 0	NON-CONFERENCE	0- 3	0- 1	5- 2				
2- 4	0- 0	0- 0	HOME	0- 2	0- 1	2- 1				
3- 2	0- 0	0- 0	AWAY	0- 1	0- 0	3- 1				
0- 0	0- 0	0- 0	NEUTRAL	0- 0	0- 0	0- 0				
0- 0	0- 0	0- 0	CONFERENCE	0- 0	0- 0	0- 0				
0- 0	0- 0	0- 0	HOME	0- 0	0- 0	0- 0				
0- 0	0- 0	0- 0	AWAY	0- 0	0- 0	0- 0				
0- 0	0- 0	0- 0	NEUTRAL	0- 0	0- 0	0- 0				

RPI 1-25				RPI 26-50				RPI 51-100				RPI 101+				Team's RPI: 217	
RPI	S	Opponent	Score	RPI	S	Opponent	Score	RPI	S	Opponent	Score	RPI	S	Opponent	Score		
								60	A	California	62	73	108	H	Harvard	39	66
								72	H	Marist	75	89	157	H	Massachusetts	45	58
								98	H	Boston College	57	88	195	H	Dartmouth	74	56
													198	H	Northeastern	72	56
													242	A	UC Davis	68	75
													257	A	Maine	62	49
													306	A	New Hampshire	78	64
													333	A	Albany (NY)	60	58
LAST 10 Division I																	
				198	H	Northeastern	72 56					98	H	Boston College	57	88	
				195	H	Dartmouth	74 56					157	H	Massachusetts	45	58	
				333	A	Albany (NY)	60 58					60	A	California	62	73	
				257	A	Maine	62 49					242	A	UC Davis	68	75	
				306	A	New Hampshire	78 64					108	H	Harvard	39	66	

Non-Div I Games:

Boston U.

## Bowling Green

Through Games Of Dec. 31, 2019

Average RPI Win:	253	WON-LOST	WINNING	LAST 10	STRENGTH OF	OPP. STRENGTH	TEAM	ADJ.	CONF.	ADJ CONF.
Average RPI Loss:	118	RECORD	PCT. RANK	GAMES	SCHEDULE	OF SCHEDULE	RPI	RPI	RPI	RPI
DIV. I ONLY	5- 5	164	5-5	101	284	119	119	10	10	
DIV. I NON-CONF.	5- 5	163	5-5	97	282	118	118	10	10	
TOTALS	RPI 1-25	RPI 26-50	W-L RECORDS	RPI 51-100	RPI 101-150	RPI 150+				
5- 5	0- 1	0- 0	OVERALL	0- 0	0- 3	5- 1				
2- 0	0- 0	0- 0	HOME	0- 0	0- 0	2- 0				
2- 3	0- 1	0- 0	AWAY	0- 0	0- 2	2- 0				
1- 2	0- 0	0- 0	NEUTRAL	0- 0	0- 1	1- 1				
5- 5	0- 1	0- 0	NON-CONFERENCE	0- 0	0- 3	5- 1				
2- 0	0- 0	0- 0	HOME	0- 0	0- 0	2- 0				
2- 3	0- 1	0- 0	AWAY	0- 0	0- 2	2- 0				
1- 2	0- 0	0- 0	NEUTRAL	0- 0	0- 1	1- 1				
0- 0	0- 0	0- 0	CONFERENCE	0- 0	0- 0	0- 0				
0- 0	0- 0	0- 0	HOME	0- 0	0- 0	0- 0				
0- 0	0- 0	0- 0	AWAY	0- 0	0- 0	0- 0				
0- 0	0- 0	0- 0	NEUTRAL	0- 0	0- 0	0- 0				

RPI 1-25				RPI 26-50				RPI 51-100				RPI 101+ Team's RPI: 119			
RPI	S	Opponent	Score	RPI	S	Opponent	Score	RPI	S	Opponent	Score	RPI	S	Opponent	Score
14	A	Purdue	74 81									120	A	Loyola Chicago	76 84
												145	A	Valparaiso	90 95
												150	N	Green Bay	54 73
												163	N	San Francisco	56 64
												187	H	Cleveland St.	89 62
												232	A	Milwaukee	63 51
												250	N	California Baptist	98 60
												271	H	Morehead St.	79 65
												325	A	Marshall	82 69
LAST 10 Division I															
14	A	Purdue	74 81	232	A	Milwaukee	63 51								
120	A	Loyola Chicago	76 84	325	A	Marshall	82 69								
145	A	Valparaiso	90 95	250	N	California Baptist	98 60								
271	H	Morehead St.	79 65	163	N	San Francisco	56 64								
187	H	Cleveland St.	89 62	150	N	Green Bay	54 73								

Non-Div I Games: Davis &amp; Elkins 91 52 Notre Dame (OH) 88 54

Bowling Green

■ Loss, 
 ■ Non-Conf, S Site, 
 ■ Home 
 ■ Away 
 N Neutral

Average RPI Win: 214		WON-LOST	WINNING	LAST 10	STRENGTH OF	OPP. STRENGTH	TEAM	ADJ.	CONF.	ADJ CONF.
Average RPI Loss: 77		RECORD	PCT. RANK	GAMES	SCHEDULE	OF SCHEDULE	RPI	RPI	RPI	RPI
DIV. I ONLY		8- 2	49	8-2	300	113	105	105	7	7
DIV. I NON-CONF.		8- 2	54	8-2	301	112	99	99	7	7
TOTALS	RPI 1-25	RPI 26-50		W-L RECORDS		RPI 51-100	RPI 101-150	RPI 150+		
8- 2	0- 0	0- 1		OVERALL		1- 0	1- 1	6- 0		
3- 0	0- 0	0- 0		HOME		0- 0	1- 0	2- 0		
2- 1	0- 0	0- 1		AWAY		0- 0	0- 0	2- 0		
3- 1	0- 0	0- 0		NEUTRAL		1- 0	0- 1	2- 0		
8- 2	0- 0	0- 1		NON-CONFERENCE		1- 0	1- 1	6- 0		
3- 0	0- 0	0- 0		HOME		0- 0	1- 0	2- 0		
2- 1	0- 0	0- 1		AWAY		0- 0	0- 0	2- 0		
3- 1	0- 0	0- 0		NEUTRAL		1- 0	0- 1	2- 0		
0- 0	0- 0	0- 0		CONFERENCE		0- 0	0- 0	0- 0		
0- 0	0- 0	0- 0		HOME		0- 0	0- 0	0- 0		
0- 0	0- 0	0- 0		AWAY		0- 0	0- 0	0- 0		
0- 0	0- 0	0- 0		NEUTRAL		0- 0	0- 0	0- 0		

RPI 1-25				RPI 26-50				RPI 51-100				RPI 101+				Team's RPI: 105	
RPI	S	Opponent	Score	RPI	S	Opponent	Score	RPI	S	Opponent	Score	RPI	S	Opponent	Score		
				44	A	Michigan	57 77	83	N	Richmond	61 57	109	N	Liberty	63 75		
												130	H	Miami (OH)	79 68		
												170	N	George Mason	61 59		
												224	H	Jackson St.	78 69		
												229	A	Western Ill.	84 49		
												284	A	Oakland	74 58		
												291	H	North Dakota St.	70 64		
												297	N	Eastern Wash.	66 46		
LAST 10 Division I																	
				297	N	Eastern Wash.	66 46	224	H	Jackson St.	78 69						
				109	N	Liberty	63 75	291	H	North Dakota St.	70 64						
				229	A	Western Ill.	84 49	83	N	Richmond	61 57						
				44	A	Michigan	57 77	170	N	George Mason	61 59						
				284	A	Oakland	74 58	130	H	Miami (OH)	79 68						

Non-Div I Games:	Eureka	101	39
------------------	--------	-----	----

Bradley

■ Loss, ■ Non-Conf, S Site, H Home A Away N Neutral

Average RPI Win: 302		WON-LOST	WINNING	LAST 10	STRENGTH OF	OPP. STRENGTH	TEAM	ADJ.	CONF.	ADJ CONF.
Average RPI Loss: 184		RECORD	PCT. RANK	GAMES	SCHEDULE	OF SCHEDULE	RPI	RPI	RPI	RPI
DIV. I ONLY		6- 7	189	4-6	325	303	276	276	8	8
DIV. I NON-CONF.		6- 7	182	4-6	325	301	280	280	8	8
TOTALS	RPI 1-25		RPI 26-50		W-L RECORDS		RPI 51-100		RPI 101-150	RPI 150+
6- 7	0- 0		0- 0		OVERALL		0- 0		0- 3	6- 4
1- 3	0- 0		0- 0		HOME		0- 0		0- 2	1- 1
5- 3	0- 0		0- 0		AWAY		0- 0		0- 1	5- 2
0- 1	0- 0		0- 0		NEUTRAL		0- 0		0- 0	0- 1
6- 7	0- 0		0- 0		NON-CONFERENCE		0- 0		0- 3	6- 4
1- 3	0- 0		0- 0		HOME		0- 0		0- 2	1- 1
5- 3	0- 0		0- 0		AWAY		0- 0		0- 1	5- 2
0- 1	0- 0		0- 0		NEUTRAL		0- 0		0- 0	0- 1
0- 0	0- 0		0- 0		CONFERENCE		0- 0		0- 0	0- 0
0- 0	0- 0		0- 0		HOME		0- 0		0- 0	0- 0
0- 0	0- 0		0- 0		AWAY		0- 0		0- 0	0- 0
0- 0	0- 0		0- 0		NEUTRAL		0- 0		0- 0	0- 0

B  
r  
o  
w  
n

B  
r  
o  
w  
n

RPI 1-25				RPI 26-50				RPI 51-100				RPI 101+				Team's RPI: 276	
RPI	S	Opponent	Score	RPI	S	Opponent	Score	RPI	S	Opponent	Score	RPI	S	Opponent	Score		
												116	H	Holy Cross	71	83	
												128	A	South Fla.	60	70	
												134	H	Merrimack	57	72	
												157	A	Massachusetts	42	95	
												185	N	Rhode Island	44	89	
												249	A	Longwood	76	86	
												257	H	Maine	76	70	
												287	A	Fairfield	58	44	
												306	A	New Hampshire	76	68	
												313	A	FIU	72	57	
												322	A	Bryant	56	50	
												322	H	Bryant	44	45	
												329	A	Central Conn. St.	83	73	
LAST 10 Division I																	
				128	A	South Fla.	60	70	287	A	Fairfield	58	44				
				313	A	FIU	72	57	322	A	Bryant	56	50				
				306	A	New Hampshire	76	68	185	N	Rhode Island	44	89				
				157	A	Massachusetts	42	95	116	H	Holy Cross	71	83				
				249	A	Longwood	76	86	134	H	Merrimack	57	72				

Non-Div I Games:

Brown

Loss, Non-Conf, S Site, H Home A Away N Neutral

Average RPI Win:	305	WON-LOST	WINNING	LAST 10	STRENGTH OF	OPP. STRENGTH	TEAM	ADJ.	CONF.	ADJ CONF.
Average RPI Loss:	200	RECORD	PCT. RANK	GAMES	SCHEDULE	OF SCHEDULE	RPI	RPI	RPI	RPI
DIV. I ONLY	2- 9	303	1-9	252	329	322	322	31	31	
DIV. I NON-CONF.	2- 9	304	1-9	256	331	321	321	31	31	
TOTALS	RPI 1-25	RPI 26-50	W-L RECORDS	RPI 51-100	RPI 101-150	RPI 150+				
2- 9	0- 0	0- 0	OVERALL	0- 1	0- 3	2- 5				
1- 4	0- 0	0- 0	HOME	0- 0	0- 1	1- 3				
1- 5	0- 0	0- 0	AWAY	0- 1	0- 2	1- 2				
0- 0	0- 0	0- 0	NEUTRAL	0- 0	0- 0	0- 0				
2- 9	0- 0	0- 0	NON-CONFERENCE	0- 1	0- 3	2- 5				
1- 4	0- 0	0- 0	HOME	0- 0	0- 1	1- 3				
1- 5	0- 0	0- 0	AWAY	0- 1	0- 2	1- 2				
0- 0	0- 0	0- 0	NEUTRAL	0- 0	0- 0	0- 0				
0- 0	0- 0	0- 0	CONFERENCE	0- 0	0- 0	0- 0				
0- 0	0- 0	0- 0	HOME	0- 0	0- 0	0- 0				
0- 0	0- 0	0- 0	AWAY	0- 0	0- 0	0- 0				
0- 0	0- 0	0- 0	NEUTRAL	0- 0	0- 0	0- 0				

RPI 1-25				RPI 26-50				RPI 51-100				RPI 101+				Team's RPI: 322	
RPI	S	Opponent	Score	RPI	S	Opponent	Score	RPI	S	Opponent	Score	RPI	S	Opponent	Score		
								54	A	Minnesota	56	101	102	H	Providence	32	76
												116	A	Holy Cross	75	87	
												131	A	Illinois	55	69	
												261	H	UMass Lowell	35	55	
												266	A	Army West Point	75	81	
												276	A	Brown	45	44	
												276	H	Brown	50	56	
												290	A	Vermont	66	71	
												306	H	New Hampshire	56	68	
												333	H	Albany (NY)	68	55	
LAST 10 Division I																	
266	A	Army West Point	75	81	276	H	Brown	50	56								
333	H	Albany (NY)	68	55	102	H	Providence	32	76								
116	A	Holy Cross	75	87	261	H	UMass Lowell	35	55								
290	A	Vermont	66	71	54	A	Minnesota	56	101								
306	H	New Hampshire	56	68	131	A	Illinois	55	69								

Non-Div I Games:

Bryant



# Bucknell

Through Games Of Dec. 31, 2019

Average RPI Win:	178	WON-LOST	WINNING	LAST 10	STRENGTH OF	OPP. STRENGTH	TEAM	ADJ.	CONF.	ADJ CONF.
Average RPI Loss:	90	RECORD	PCT. RANK	GAMES	SCHEDULE	OF SCHEDULE	RPI	RPI	RPI	RPI
DIV. I ONLY	7- 4	100	7-3	178	41	84	84	13	13	
DIV. I NON-CONF.	7- 4	100	7-3	178	37	88	88	13	13	
TOTALS	RPI 1-25	RPI 26-50	W-L RECORDS	RPI 51-100	RPI 101-150	RPI 150+				
7- 4	0- 1	0- 0	OVERALL	1- 2	0- 0	6- 1				
3- 1	0- 0	0- 0	HOME	1- 1	0- 0	2- 0				
2- 3	0- 1	0- 0	AWAY	0- 1	0- 0	2- 1				
2- 0	0- 0	0- 0	NEUTRAL	0- 0	0- 0	2- 0				
7- 4	0- 1	0- 0	NON-CONFERENCE	1- 2	0- 0	6- 1				
3- 1	0- 0	0- 0	HOME	1- 1	0- 0	2- 0				
2- 3	0- 1	0- 0	AWAY	0- 1	0- 0	2- 1				
2- 0	0- 0	0- 0	NEUTRAL	0- 0	0- 0	2- 0				
0- 0	0- 0	0- 0	CONFERENCE	0- 0	0- 0	0- 0				
0- 0	0- 0	0- 0	HOME	0- 0	0- 0	0- 0				
0- 0	0- 0	0- 0	AWAY	0- 0	0- 0	0- 0				
0- 0	0- 0	0- 0	NEUTRAL	0- 0	0- 0	0- 0				

RPI S	Opponent	Score	RPI S	Opponent	Score	RPI S	Opponent	Score	RPI S	Opponent	Score
23 A	Virginia	60 84				68 H	Temple	61 72	152 N	Cincinnati	56 48
						73 H	Drexel	60 49	168 N	Howard	70 60
						87 A	Stony Brook	73 78	170 A	George Mason	64 51
									180 A	Quinnipiac	69 76
									194 H	Monmouth	71 37
									211 A	Saint Francis (PA)	70 46
									275 H	St. Bonaventure	68 60
LAST 10 Division I											
87 A	Stony Brook	73 78	73 H	Drexel	60 49						
211 A	Saint Francis (PA)	70 46	170 A	George Mason	64 51						
180 A	Quinnipiac	69 76	152 N	Cincinnati	56 48						
275 H	St. Bonaventure	68 60	168 N	Howard	70 60						
194 H	Monmouth	71 37	68 H	Temple	61 72						

Non-Div I Games:

Bucknell

Loss, Non-Conf, S Site, H Home A Away N Neutral

## Buffalo

Through Games Of Dec. 31, 2019

Average RPI Win:	217	WON-LOST	WINNING	LAST 10	STRENGTH OF	OPP. STRENGTH	TEAM	ADJ.	CONF.	ADJ CONF.
Average RPI Loss:	114	RECORD	PCT. RANK	GAMES	SCHEDULE	OF SCHEDULE	RPI	RPI	RPI	RPI
DIV. I ONLY	9- 2	41	8-2	237	206	71	71	10	10	
DIV. I NON-CONF.	9- 2	40	8-2	241	208	71	71	10	10	
TOTALS	RPI 1-25	RPI 26-50	W-L RECORDS	RPI 51-100	RPI 101-150	RPI 150+				
9- 2	0- 1	0- 0	OVERALL	1- 0	2- 0	6- 1				
5- 0	0- 0	0- 0	HOME	0- 0	2- 0	3- 0				
2- 2	0- 1	0- 0	AWAY	0- 0	0- 0	2- 1				
2- 0	0- 0	0- 0	NEUTRAL	1- 0	0- 0	1- 0				
9- 2	0- 1	0- 0	NON-CONFERENCE	1- 0	2- 0	6- 1				
5- 0	0- 0	0- 0	HOME	0- 0	2- 0	3- 0				
2- 2	0- 1	0- 0	AWAY	0- 0	0- 0	2- 1				
2- 0	0- 0	0- 0	NEUTRAL	1- 0	0- 0	1- 0				
0- 0	0- 0	0- 0	CONFERENCE	0- 0	0- 0	0- 0				
0- 0	0- 0	0- 0	HOME	0- 0	0- 0	0- 0				
0- 0	0- 0	0- 0	AWAY	0- 0	0- 0	0- 0				
0- 0	0- 0	0- 0	NEUTRAL	0- 0	0- 0	0- 0				

RPI 1-25				RPI 26-50				RPI 51-100 Team's RPI: 71				RPI 101+			
RPI	S	Opponent	Score	RPI	S	Opponent	Score	RPI	S	Opponent	Score	RPI	S	Opponent	Score
5	A	Stanford	69 88					73	N	Drexel	63 59	148	H	Columbia	82 75
												149	H	Dayton	67 59
												195	H	Dartmouth	73 49
												204	N	American	73 55
												222	A	San Jose St.	88 95
												234	A	Niagara	81 67
												275	A	St. Bonaventure	46 36
												329	H	Central Conn. St.	61 56
												343	H	Canisius	71 55
LAST 10 Division I															
195	H	Dartmouth	73 49	275	A	St. Bonaventure	46 36								
149	H	Dayton	67 59	204	N	American	73 55								
148	H	Columbia	82 75	73	N	Drexel	63 59								
343	H	Canisius	71 55	5	A	Stanford	69 88								
234	A	Niagara	81 67	222	A	San Jose St.	88 95								

Non-Div I Games:

Buffalo

■ Loss, 
■ Non-Conf, S Site, 
■ Home 
■ Away 
N Neutral

Average RPI Win:	206	WON-LOST	WINNING	LAST 10	STRENGTH OF	OPP. STRENGTH	TEAM	ADJ.	CONF.	ADJ CONF.
Average RPI Loss:	54	RECORD	PCT. RANK	GAMES	SCHEDULE	OF SCHEDULE	RPI	RPI	RPI	RPI
DIV. I ONLY	8- 5	112	5-5	145	70	151	151	6	6	
DIV. I NON-CONF.	8- 3	68	5-3	195	76	108	108	6	6	
TOTALS	RPI 1-25	RPI 26-50	W-L RECORDS	RPI 51-100	RPI 101-150	RPI 150+				
8- 5	0- 1	1- 0	OVERALL	0- 4	2- 0	5- 0				
7- 3	0- 1	1- 0	HOME	0- 2	1- 0	5- 0				
0- 1	0- 0	0- 0	AWAY	0- 1	0- 0	0- 0				
1- 1	0- 0	0- 0	NEUTRAL	0- 1	1- 0	0- 0				
8- 3	0- 1	1- 0	NON-CONFERENCE	0- 2	2- 0	5- 0				
7- 1	0- 1	1- 0	HOME	0- 0	1- 0	5- 0				
0- 1	0- 0	0- 0	AWAY	0- 1	0- 0	0- 0				
1- 1	0- 0	0- 0	NEUTRAL	0- 1	1- 0	0- 0				
0- 2	0- 0	0- 0	CONFERENCE	0- 2	0- 0	0- 0				
0- 2	0- 0	0- 0	HOME	0- 2	0- 0	0- 0				
0- 0	0- 0	0- 0	AWAY	0- 0	0- 0	0- 0				
0- 0	0- 0	0- 0	NEUTRAL	0- 0	0- 0	0- 0				

RPI 1-25				RPI 26-50				RPI 51-100				RPI 101+ Team's RPI: 151			
RPI	S	Opponent	Score	RPI	S	Opponent	Score	RPI	S	Opponent	Score	RPI	S	Opponent	Score
9	H	Indiana	53 64	49	H	IUPUI	64 61	51	H	St. John's (NY)	42 67	123	N	Ohio	60 55
								61	N	Georgia	36 69	132	H	Akron	76 55
								64	H	Seton Hall	62 67	177	H	Eastern Ky.	73 41
								86	A	Ball St.	70 74	206	H	Wagner	74 58
												309	H	High Point	74 52
												323	H	Purdue Fort Wayne	85 58
												332	H	Detroit Mercy	82 60
LAST 10 Division I															
51	H	St. John's (NY)	42 67	323	H	Purdue Fort Wayne	85 58								
64	H	Seton Hall	62 67	309	H	High Point	74 52								
61	N	Georgia	36 69	9	H	Indiana	53 64								
86	A	Ball St.	70 74	132	H	Akron	76 55								
49	H	IUPUI	64 61	123	N	Ohio	60 55								

Non-Div I Games:

Butler

Loss, 
Non-Conf, 
S Site, 
H Home
A Away
N Neutral

CSU Bakersfield

Through Games Of Dec. 31, 2019

Average RPI Win:	223	WON-LOST	WINNING	LAST 10	STRENGTH OF	OPP. STRENGTH	TEAM	ADJ.	CONF.	ADJ CONF.
Average RPI Loss:	105	RECORD	PCT. RANK	GAMES	SCHEDULE	OF SCHEDULE	RPI	RPI	RPI	RPI
DIV. I ONLY	5- 5	164	5-5	76	187	118	118	32	32	
DIV. I NON-CONF.	5- 5	163	5-5	79	186	117	117	32	32	
TOTALS	RPI 1-25	RPI 26-50	W-L RECORDS	RPI 51-100	RPI 101-150	RPI 150+				
5- 5	0- 2	0- 0	OVERALL	1- 1	0- 0	4- 2				
5- 0	0- 0	0- 0	HOME	1- 0	0- 0	4- 0				
0- 5	0- 2	0- 0	AWAY	0- 1	0- 0	0- 2				
0- 0	0- 0	0- 0	NEUTRAL	0- 0	0- 0	0- 0				
5- 5	0- 2	0- 0	NON-CONFERENCE	1- 1	0- 0	4- 2				
5- 0	0- 0	0- 0	HOME	1- 0	0- 0	4- 0				
0- 5	0- 2	0- 0	AWAY	0- 1	0- 0	0- 2				
0- 0	0- 0	0- 0	NEUTRAL	0- 0	0- 0	0- 0				
0- 0	0- 0	0- 0	CONFERENCE	0- 0	0- 0	0- 0				
0- 0	0- 0	0- 0	HOME	0- 0	0- 0	0- 0				
0- 0	0- 0	0- 0	AWAY	0- 0	0- 0	0- 0				
0- 0	0- 0	0- 0	NEUTRAL	0- 0	0- 0	0- 0				

RPI 1-25				RPI 26-50				RPI 51-100				RPI 101+ Team's RPI: 118			
RPI	S	Opponent	Score	RPI	S	Opponent	Score	RPI	S	Opponent	Score	RPI	S	Opponent	Score
4	A	Oregon St.	50 69					82	H	Pacific	80 70	164	A	Wright St.	60 65
8	A	Gonzaga	48 92					100	A	Washington	49 80	220	H	North Texas	61 52
												222	H	San Jose St.	75 71
												247	A	UC Riverside	52 53
												280	H	UC Santa Barbara	66 62
												311	H	N.C. Central	80 71
LAST 10 Division I															
247	A	UC Riverside	52 53	280	H	UC Santa Barbara	66 62								
4	A	Oregon St.	50 69	82	H	Pacific	80 70								
164	A	Wright St.	60 65	311	H	N.C. Central	80 71								
8	A	Gonzaga	48 92	222	H	San Jose St.	75 71								
100	A	Washington	49 80	220	H	North Texas	61 52								

Non-Div I Games: Fresno Pacific 95 64 Westcliff 100 44 Cal St. Dom. Hills 83 74

CSU Bakersfield

Loss, Non-Conf, S Site, H Home A Away N Neutral

Average RPI Win:	262	WON-LOST	WINNING	LAST 10	STRENGTH OF	OPP. STRENGTH	TEAM	ADJ.	CONF.	ADJ CONF.
Average RPI Loss:	132	RECORD	PCT. RANK	GAMES	SCHEDULE	OF SCHEDULE	RPI	RPI	RPI	RPI
DIV. I ONLY	4- 9	251	4-6	216	86	246	246	25	25	
DIV. I NON-CONF.	4- 9	250	4-6	215	88	244	244	26	26	
TOTALS	RPI 1-25	RPI 26-50	W-L RECORDS	RPI 51-100	RPI 101-150	RPI 150+				
4- 9	0- 2	0- 0	OVERALL	0- 1	0- 2	4- 4				
1- 4	0- 2	0- 0	HOME	0- 1	0- 1	1- 0				
2- 4	0- 0	0- 0	AWAY	0- 0	0- 1	2- 3				
1- 1	0- 0	0- 0	NEUTRAL	0- 0	0- 0	1- 1				
4- 9	0- 2	0- 0	NON-CONFERENCE	0- 1	0- 2	4- 4				
1- 4	0- 2	0- 0	HOME	0- 1	0- 1	1- 0				
2- 4	0- 0	0- 0	AWAY	0- 0	0- 1	2- 3				
1- 1	0- 0	0- 0	NEUTRAL	0- 0	0- 0	1- 1				
0- 0	0- 0	0- 0	CONFERENCE	0- 0	0- 0	0- 0				
0- 0	0- 0	0- 0	HOME	0- 0	0- 0	0- 0				
0- 0	0- 0	0- 0	AWAY	0- 0	0- 0	0- 0				
0- 0	0- 0	0- 0	NEUTRAL	0- 0	0- 0	0- 0				

RPI 1-25				RPI 26-50				RPI 51-100				RPI 101+ Team's RPI: 246			
RPI	S	Opponent	Score	RPI	S	Opponent	Score	RPI	S	Opponent	Score	RPI	S	Opponent	Score
10	H	UCLA	44 58					80	H	Southern California	53 69	101	A	Washington St.	61 71
23	H	Virginia	47 72									106	H	Santa Clara	55 76
												163	A	San Francisco	61 79
												174	H	Portland	73 64
												214	A	San Diego	40 59
												237	N	SMU	58 68
												250	A	California Baptist	56 64
												277	A	LMU (CA)	56 54
												289	N	Indiana St.	67 59
												308	A	San Diego St.	74 69
LAST 10 Division I															
308	A	San Diego St.	74 69	106	H	Santa Clara	55 76								
214	A	San Diego	40 59	10	H	UCLA	44 58								
101	A	Washington St.	61 71	277	A	LMU (CA)	56 54								
174	H	Portland	73 64	289	N	Indiana St.	67 59								
163	A	San Francisco	61 79	237	N	SMU	58 68								

Non-Div I Games: Hope Int'l 77 54

CSUN

■ Loss, 
 ■ Non-Conf, 
 ■ S Site, 
 ■ H Home 
 ■ A Away 
 N Neutral

Average RPI Win:	245	WON-LOST	WINNING	LAST 10	STRENGTH OF	OPP. STRENGTH	TEAM	ADJ.	CONF.	ADJ CONF.
Average RPI Loss:	193	RECORD	PCT. RANK	GAMES	SCHEDULE	OF SCHEDULE	RPI	RPI	RPI	RPI
DIV. I ONLY	2- 8	295	2-8	213	322	321	321	25	25	
DIV. I NON-CONF.	2- 8	295	2-8	212	323	319	319	26	26	
TOTALS	RPI 1-25	RPI 26-50	W-L RECORDS	RPI 51-100	RPI 101-150	RPI 150+				
2- 8	0- 0	0- 0	OVERALL	0- 3	1- 0	1- 5				
2- 3	0- 0	0- 0	HOME	0- 1	1- 0	1- 2				
0- 5	0- 0	0- 0	AWAY	0- 2	0- 0	0- 3				
0- 0	0- 0	0- 0	NEUTRAL	0- 0	0- 0	0- 0				
2- 8	0- 0	0- 0	NON-CONFERENCE	0- 3	1- 0	1- 5				
2- 3	0- 0	0- 0	HOME	0- 1	1- 0	1- 2				
0- 5	0- 0	0- 0	AWAY	0- 2	0- 0	0- 3				
0- 0	0- 0	0- 0	NEUTRAL	0- 0	0- 0	0- 0				
0- 0	0- 0	0- 0	CONFERENCE	0- 0	0- 0	0- 0				
0- 0	0- 0	0- 0	HOME	0- 0	0- 0	0- 0				
0- 0	0- 0	0- 0	AWAY	0- 0	0- 0	0- 0				
0- 0	0- 0	0- 0	NEUTRAL	0- 0	0- 0	0- 0				

RPI S	Opponent	Score	RPI S	Opponent	Score	RPI S	Opponent	Score	RPI S	Opponent	Score	Team's RPI: 321
						52	H Old Dominion	55 61	143	H Lamar University	57 56	
						67	A Arizona St.	41 66	154	H Fresno St.	52 79	
						99	A Saint Mary's (CA)	67 84	269	A Denver	66 96	
									270	A Pepperdine	53 63	
									307	A Nevada	40 71	
									326	H Seattle U	49 72	
									347	H Sacramento St.	62 43	
LAST 10 Division I												
307	A Nevada	40 71	99	A Saint Mary's (CA)	67 84							
326	H Seattle U	49 72	143	H Lamar University	57 56							
269	A Denver	66 96	52	H Old Dominion	55 61							
270	A Pepperdine	53 63	67	A Arizona St.	41 66							
154	H Fresno St.	52 79	347	H Sacramento St.	62 43							

Non-Div I Games:

Cal Poly

■ Loss, 
 ■ Non-Conf, 
 S Site, 
 ■ Home 
 ■ Away 
 N Neutral

Average RPI Win: 265		WON-LOST	WINNING	LAST 10	STRENGTH OF	OPP. STRENGTH	TEAM	ADJ.	CONF.	ADJ CONF.
Average RPI Loss: 192		RECORD	PCT. RANK	GAMES	SCHEDULE	OF SCHEDULE	RPI	RPI	RPI	RPI
DIV. I ONLY		8- 5	112	6-4	307	264	203	203	25	25
DIV. I NON-CONF.		8- 5	117	6-4	309	265	202	202	26	26
TOTALS	RPI 1-25	RPI 26-50		W-L RECORDS		RPI 51-100	RPI 101-150	RPI 150+		
8- 5	0- 0	0- 0		OVERALL		0- 0	0- 1	8- 4		
4- 2	0- 0	0- 0		HOME		0- 0	0- 0	4- 2		
4- 3	0- 0	0- 0		AWAY		0- 0	0- 1	4- 2		
0- 0	0- 0	0- 0		NEUTRAL		0- 0	0- 0	0- 0		
8- 5	0- 0	0- 0		NON-CONFERENCE		0- 0	0- 1	8- 4		
4- 2	0- 0	0- 0		HOME		0- 0	0- 0	4- 2		
4- 3	0- 0	0- 0		AWAY		0- 0	0- 1	4- 2		
0- 0	0- 0	0- 0		NEUTRAL		0- 0	0- 0	0- 0		
0- 0	0- 0	0- 0		CONFERENCE		0- 0	0- 0	0- 0		
0- 0	0- 0	0- 0		HOME		0- 0	0- 0	0- 0		
0- 0	0- 0	0- 0		AWAY		0- 0	0- 0	0- 0		
0- 0	0- 0	0- 0		NEUTRAL		0- 0	0- 0	0- 0		

RPI 1-25				RPI 26-50				RPI 51-100				RPI 101+				Team's RPI: 203	
RPI	S	Opponent	Score	RPI	S	Opponent	Score	RPI	S	Opponent	Score	RPI	S	Opponent	Score		
												135	A	Southern Utah	63	79	
												162	H	Montana	69	71	
												163	A	San Francisco	63	71	
												193	H	Delaware	55	72	
												214	A	San Diego	72	67	
												235	H	Utah St.	83	62	
												250	H	California Baptist	97	93	
												253	A	Grand Canyon	80	70	
												255	A	UNLV	64	58	
												277	A	LMU (CA)	79	74	
												308	A	San Diego St.	45	55	
												312	H	Air Force	79	70	
												326	H	Seattle U	81	63	
LAST 10 Division I																	
				326	H	Seattle U	81 63	250	H	California Baptist	97 93						
				312	H	Air Force	79 70	214	A	San Diego	72 67						
				253	A	Grand Canyon	80 70	163	A	San Francisco	63 71						
				235	H	Utah St.	83 62	162	H	Montana	69 71						
				308	A	San Diego St.	45 55	193	H	Delaware	55 72						

Non-Div I Games:

Cal St. Fullerton

■ Loss, ■ Non-Conf, S Site, H Home A Away N Neutral

## California

Through Games Of Dec. 31, 2019

Average RPI Win: 216		WON-LOST	WINNING	LAST 10	STRENGTH OF	OPP. STRENGTH	TEAM	ADJ.	CONF.	ADJ CONF.
Average RPI Loss: 45		RECORD	PCT. RANK	GAMES	SCHEDULE	OF SCHEDULE	RPI	RPI	RPI	RPI
DIV. I ONLY		8- 3	70	8-2	65	165	60	60	1	1
DIV. I NON-CONF.		8- 3	68	8-2	68	168	58	58	1	1
TOTALS		RPI 1-25	RPI 26-50		W-L RECORDS		RPI 51-100	RPI 101-150	RPI 150+	
8- 3	0- 2	1- 0		OVERALL		0- 0	1- 1	6- 0		
7- 1	0- 1	1- 0		HOME		0- 0	1- 0	5- 0		
1- 2	0- 1	0- 0		AWAY		0- 0	0- 1	1- 0		
0- 0	0- 0	0- 0		NEUTRAL		0- 0	0- 0	0- 0		
8- 3	0- 2	1- 0		NON-CONFERENCE		0- 0	1- 1	6- 0		
7- 1	0- 1	1- 0		HOME		0- 0	1- 0	5- 0		
1- 2	0- 1	0- 0		AWAY		0- 0	0- 1	1- 0		
0- 0	0- 0	0- 0		NEUTRAL		0- 0	0- 0	0- 0		
0- 0	0- 0	0- 0		CONFERENCE		0- 0	0- 0	0- 0		
0- 0	0- 0	0- 0		HOME		0- 0	0- 0	0- 0		
0- 0	0- 0	0- 0		AWAY		0- 0	0- 0	0- 0		
0- 0	0- 0	0- 0		NEUTRAL		0- 0	0- 0	0- 0		

RPI 1-25				RPI 26-50				RPI 51-100				RPI 101+			
RPI	S	Opponent	Score	RPI	S	Opponent	Score	RPI	S	Opponent	Score	RPI	S	Opponent	Score
1	A	UConn	61 72	43	H	Arkansas	84 80					106	H	Santa Clara	69 65
25	H	Kentucky	61 63									108	A	Harvard	53 56
												217	H	Boston U.	73 62
												244	H	Long Beach St.	68 45
												247	H	UC Riverside	84 61
												253	H	Grand Canyon	72 53
												308	A	San Diego St.	74 48
												311	H	N.C. Central	90 69
LAST 10 Division I															
253	H	Grand Canyon	72 53	106	H	Santa Clara	69 65								
25	H	Kentucky	61 63	217	H	Boston U.	73 62								
308	A	San Diego St.	74 48	244	H	Long Beach St.	68 45								
247	H	UC Riverside	84 61	311	H	N.C. Central	90 69								
1	A	UConn	61 72	43	H	Arkansas	84 80								

Non-Div I Games:

California

■ Loss, 
 ■ Non-Conf, S Site, 
 ■ Home 
 ■ Away 
 N Neutral



Average RPI Win: 246		WON-LOST	WINNING	LAST 10	STRENGTH OF	OPP. STRENGTH	TEAM	ADJ.	CONF.	ADJ CONF.
Average RPI Loss: 166		RECORD	PCT. RANK	GAMES	SCHEDULE	OF SCHEDULE	RPI	RPI	RPI	RPI
DIV. I ONLY		6- 6	164	4-6	285	202	250	250	32	32
DIV. I NON-CONF.		6- 6	163	4-6	288	201	250	250	32	32
TOTALS		RPI 1-25	RPI 26-50	W-L RECORDS		RPI 51-100	RPI 101-150	RPI 150+		
6- 6	0- 1	0- 0		OVERALL		0- 0	0- 2	6- 3		
5- 1	0- 0	0- 0		HOME		0- 0	0- 0	5- 1		
1- 2	0- 0	0- 0		AWAY		0- 0	0- 0	1- 2		
0- 3	0- 1	0- 0		NEUTRAL		0- 0	0- 2	0- 0		
6- 6	0- 1	0- 0		NON-CONFERENCE		0- 0	0- 2	6- 3		
5- 1	0- 0	0- 0		HOME		0- 0	0- 0	5- 1		
1- 2	0- 0	0- 0		AWAY		0- 0	0- 0	1- 2		
0- 3	0- 1	0- 0		NEUTRAL		0- 0	0- 2	0- 0		
0- 0	0- 0	0- 0		CONFERENCE		0- 0	0- 0	0- 0		
0- 0	0- 0	0- 0		HOME		0- 0	0- 0	0- 0		
0- 0	0- 0	0- 0		AWAY		0- 0	0- 0	0- 0		
0- 0	0- 0	0- 0		NEUTRAL		0- 0	0- 0	0- 0		

RPI 1-25				RPI 26-50				RPI 51-100				RPI 101+ Team's RPI: 250			
RPI	S	Opponent	Score	RPI	S	Opponent	Score	RPI	S	Opponent	Score	RPI	S	Opponent	Score
5	N	Stanford	78 83									115	N	Houston	75 96
												119	N	Bowling Green	60 98
												192	H	Alabama A&M	60 55
												203	A	Cal St. Fullerton	93 97
												241	A	Idaho St.	74 68
												244	H	Long Beach St.	79 70
												246	H	CSUN	64 56
												247	A	UC Riverside	64 80
												272	H	Northern Ariz.	98 79
												280	H	UC Santa Barbara	85 81
												308	H	San Diego St.	68 80
LAST 10 Division I															
				308	H	San Diego St.	68 80	203	A	Cal St. Fullerton	93 97				
				241	A	Idaho St.	74 68	247	A	UC Riverside	64 80				
				280	H	UC Santa Barbara	85 81	119	N	Bowling Green	60 98				
				272	H	Northern Ariz.	98 79	115	N	Houston	75 96				
				192	H	Alabama A&M	60 55	5	N	Stanford	78 83				

Non-Div I Games:	Ottawa (AZ)	103	75	LIFE Pacific	93	48
------------------	-------------	-----	----	--------------	----	----

California Baptist

■ Loss, ■ Non-Conf, S Site, H Home A Away N Neutral

Average RPI Win:	251	WON-LOST	WINNING	LAST 10	STRENGTH OF	OPP. STRENGTH	TEAM	ADJ.	CONF.	ADJ CONF.
Average RPI Loss:	199	RECORD	PCT. RANK	GAMES	SCHEDULE	OF SCHEDULE	RPI	RPI	RPI	RPI
DIV. I ONLY	5- 4	139	5-4	294	309	208	208	29	29	
DIV. I NON-CONF.	3- 4	201	3-4	278	257	220	220	28	28	
TOTALS	RPI 1-25	RPI 26-50	W-L RECORDS	RPI 51-100	RPI 101-150	RPI 150+				
5- 4	0- 0	0- 0	OVERALL	0- 1	1- 1	4- 2				
4- 0	0- 0	0- 0	HOME	0- 0	1- 0	3- 0				
1- 4	0- 0	0- 0	AWAY	0- 1	0- 1	1- 2				
0- 0	0- 0	0- 0	NEUTRAL	0- 0	0- 0	0- 0				
3- 4	0- 0	0- 0	NON-CONFERENCE	0- 1	1- 1	2- 2				
2- 0	0- 0	0- 0	HOME	0- 0	1- 0	1- 0				
1- 4	0- 0	0- 0	AWAY	0- 1	0- 1	1- 2				
0- 0	0- 0	0- 0	NEUTRAL	0- 0	0- 0	0- 0				
2- 0	0- 0	0- 0	CONFERENCE	0- 0	0- 0	2- 0				
2- 0	0- 0	0- 0	HOME	0- 0	0- 0	2- 0				
0- 0	0- 0	0- 0	AWAY	0- 0	0- 0	0- 0				
0- 0	0- 0	0- 0	NEUTRAL	0- 0	0- 0	0- 0				

RPI 1-25				RPI 26-50				RPI 51-100				RPI 101+				Team's RPI: 208	
RPI	S	Opponent	Score	RPI	S	Opponent	Score	RPI	S	Opponent	Score	RPI	S	Opponent	Score		
								52	A	Old Dominion	44	59	104	A	Wake Forest	46	74
												114	H	UNC Greensboro	72	64	
												191	H	Kennesaw St.	63	51	
												309	H	High Point	73	36	
												310	H	USC Upstate	50	38	
												311	A	N.C. Central	64	67	
												328	A	Hofstra	55	58	
												331	A	Western Caro.	61	40	
LAST 10 Division I																	
				310	H	USC Upstate	50	38	328	A	Hofstra	55	58				
				309	H	High Point	73	36	104	A	Wake Forest	46	74				
				331	A	Western Caro.	61	40	114	H	UNC Greensboro	72	64				
				52	A	Old Dominion	44	59	191	H	Kennesaw St.	63	51				
									311	A	N.C. Central	64	67				

Non-Div I Games: St. Andrews 122 56 Bluefield Col. 65 41

Campbell

Loss, Non-Conf, S Site, H Home A Away N Neutral

C  
a  
n  
i  
s  
i  
u  
s

C  
a  
n  
i  
s  
i  
u  
s

Canisius

## Central Ark.

Through Games Of Dec. 31, 2019

Average RPI Win:	288	WON-LOST	WINNING	LAST 10	STRENGTH OF	OPP. STRENGTH	TEAM	ADJ.	CONF.	ADJ CONF.
Average RPI Loss:	161	RECORD	PCT. RANK	GAMES	SCHEDULE	OF SCHEDULE	RPI	RPI	RPI	RPI
DIV. I ONLY	2- 6	276	2-6	288	263	292	292	26	26	
DIV. I NON-CONF.	1- 5	313	1-5	204	122	302	302	24	24	
TOTALS	RPI 1-25	RPI 26-50	W-L RECORDS	RPI 51-100	RPI 101-150	RPI 150+				
2- 6	0- 1	0- 0	OVERALL	0- 0	0- 1	2- 4				
1- 0	0- 0	0- 0	HOME	0- 0	0- 0	1- 0				
1- 6	0- 1	0- 0	AWAY	0- 0	0- 1	1- 4				
0- 0	0- 0	0- 0	NEUTRAL	0- 0	0- 0	0- 0				
1- 5	0- 1	0- 0	NON-CONFERENCE	0- 0	0- 1	1- 3				
1- 0	0- 0	0- 0	HOME	0- 0	0- 0	1- 0				
0- 5	0- 1	0- 0	AWAY	0- 0	0- 1	0- 3				
0- 0	0- 0	0- 0	NEUTRAL	0- 0	0- 0	0- 0				
1- 1	0- 0	0- 0	CONFERENCE	0- 0	0- 0	1- 1				
0- 0	0- 0	0- 0	HOME	0- 0	0- 0	0- 0				
1- 1	0- 0	0- 0	AWAY	0- 0	0- 0	1- 1				
0- 0	0- 0	0- 0	NEUTRAL	0- 0	0- 0	0- 0				

RPI 1-25				RPI 26-50				RPI 51-100				RPI 101+ Team's RPI: 292			
RPI	S	Opponent	Score	RPI	S	Opponent	Score	RPI	S	Opponent	Score	RPI	S	Opponent	Score
12	A	Texas A&M	46 76									122	A	Tennessee	36 63
												178	A	Tulane	38 65
												199	A	Little Rock	48 63
												218	A	A&M-Corpus Christi	47 67
												224	H	Jackson St.	57 54
												236	A	Northern Ky.	56 72
												351	A	Incarnate Word	47 37
LAST 10 Division I															
218	A	A&M-Corpus Christi	47 67	236	A	Northern Ky.	56 72								
351	A	Incarnate Word	47 37	178	A	Tulane	38 65								
12	A	Texas A&M	46 76	199	A	Little Rock	48 63								
224	H	Jackson St.	57 54	122	A	Tennessee	36 63								

Non-Div I Games: Hendrix 104 28 Central Baptist 66 43 Crowley's Ridge 82 26

Central Ark.

Loss, Non-Conf, S Site, H Home A Away N Neutral

Average RPI Win:	327	WON-LOST	WINNING	LAST 10	STRENGTH OF	OPP. STRENGTH	TEAM	ADJ.	CONF.	ADJ CONF.
Average RPI Loss:	188	RECORD	PCT. RANK	GAMES	SCHEDULE	OF SCHEDULE	RPI	RPI	RPI	RPI
DIV. I ONLY	1- 10	329	1-9	287	267	329	329	31	31	
DIV. I NON-CONF.	1- 10	329	1-9	290	266	331	331	31	31	
TOTALS	RPI 1-25	RPI 26-50	W-L RECORDS	RPI 51-100	RPI 101-150	RPI 150+				
1- 10	0- 0	0- 1	OVERALL	0- 3	0- 0	1- 6				
0- 3	0- 0	0- 0	HOME	0- 0	0- 0	0- 3				
1- 7	0- 0	0- 1	AWAY	0- 3	0- 0	1- 3				
0- 0	0- 0	0- 0	NEUTRAL	0- 0	0- 0	0- 0				
1- 10	0- 0	0- 1	NON-CONFERENCE	0- 3	0- 0	1- 6				
0- 3	0- 0	0- 0	HOME	0- 0	0- 0	0- 3				
1- 7	0- 0	0- 1	AWAY	0- 3	0- 0	1- 3				
0- 0	0- 0	0- 0	NEUTRAL	0- 0	0- 0	0- 0				
0- 0	0- 0	0- 0	CONFERENCE	0- 0	0- 0	0- 0				
0- 0	0- 0	0- 0	HOME	0- 0	0- 0	0- 0				
0- 0	0- 0	0- 0	AWAY	0- 0	0- 0	0- 0				
0- 0	0- 0	0- 0	NEUTRAL	0- 0	0- 0	0- 0				

RPI S	Opponent	Score	RPI S	Opponent	Score	RPI S	Opponent	Score	RPI S	Opponent	Score	Team's RPI: 329
29	A FGCU	60 94	71	A Buffalo	56 61	166	A Fla. Atlantic	54 72				
			79	A Lehigh	51 70	261	H UMass Lowell	54 56				
			88	A Duquesne	33 72	268	A Pittsburgh	73 81				
						276	H Brown	73 83				
						306	A New Hampshire	59 70				
						327	A Hartford	61 54				
						333	H Albany (NY)	63 73				
LAST 10 Division I												
29	A FGCU	60 94	327	A Hartford	61 54							
166	A Fla. Atlantic	54 72	88	A Duquesne	33 72							
306	A New Hampshire	59 70	79	A Lehigh	51 70							
261	H UMass Lowell	54 56	276	H Brown	73 83							
333	H Albany (NY)	63 73	268	A Pittsburgh	73 81							

Non-Div I Games:

Central Conn. St.

■ Loss, 
 ■ Non-Conf, S Site, 
 ■ Home 
 ■ Away 
 N Neutral

Average RPI Win:	164	WON-LOST	WINNING	LAST 10	STRENGTH OF	OPP. STRENGTH	TEAM	ADJ.	CONF.	ADJ CONF.
Average RPI Loss:	61	RECORD	PCT. RANK	GAMES	SCHEDULE	OF SCHEDULE	RPI	RPI	RPI	RPI
DIV. I ONLY	7- 4	100	7-3	63	83	55	55	10	10	
DIV. I NON-CONF.	7- 4	100	7-3	67	81	52	52	10	10	
TOTALS	RPI 1-25	RPI 26-50	W-L RECORDS	RPI 51-100	RPI 101-150	RPI 150+				
7- 4	0- 1	0- 1	OVERALL	1- 1	2- 1	4- 0				
4- 1	0- 0	0- 0	HOME	1- 0	1- 1	2- 0				
3- 3	0- 1	0- 1	AWAY	0- 1	1- 0	2- 0				
0- 0	0- 0	0- 0	NEUTRAL	0- 0	0- 0	0- 0				
7- 4	0- 1	0- 1	NON-CONFERENCE	1- 1	2- 1	4- 0				
4- 1	0- 0	0- 0	HOME	1- 0	1- 1	2- 0				
3- 3	0- 1	0- 1	AWAY	0- 1	1- 0	2- 0				
0- 0	0- 0	0- 0	NEUTRAL	0- 0	0- 0	0- 0				
0- 0	0- 0	0- 0	CONFERENCE	0- 0	0- 0	0- 0				
0- 0	0- 0	0- 0	HOME	0- 0	0- 0	0- 0				
0- 0	0- 0	0- 0	AWAY	0- 0	0- 0	0- 0				
0- 0	0- 0	0- 0	NEUTRAL	0- 0	0- 0	0- 0				

RPI 1-25				RPI 26-50				RPI 51-100				RPI 101+			
RPI	S	Opponent	Score	RPI	S	Opponent	Score	RPI	S	Opponent	Score	RPI	S	Opponent	Score
3	A	Louisville	63 76	33	A	Western Ky.	58 93	57	A	UCF	58 64	103	A	South Dakota St.	79 74
								72	H	Marist	77 54	149	H	Dayton	81 80
												150	H	Green Bay	105 111
												157	A	Bethune-Cookman	92 67
												183	H	Iona	70 50
												198	H	Northeastern	79 63
												284	A	Oakland	65 47
LAST 10 Division I															
157	A	Bethune-Cookman	92 67	57	A	UCF	58 64								
284	A	Oakland	65 47	198	H	Northeastern	79 63								
103	A	South Dakota St.	79 74	149	H	Dayton	81 80								
183	H	Iona	70 50	33	A	Western Ky.	58 93								
72	H	Marist	77 54	3	A	Louisville	63 76								

Non-Div I Games:

Central Mich.

■ Loss, 
 ■ Non-Conf, S Site, 
 ■ Home 
 ■ Away 
 N Neutral

# Charleston So.

Through Games Of Dec. 31, 2019

Average RPI Win:	0	WON-LOST	WINNING	LAST 10	STRENGTH OF	OPP. STRENGTH	TEAM	ADJ.	CONF.	ADJ CONF.
Average RPI Loss:	211	RECORD	PCT. RANK	GAMES	SCHEDULE	OF SCHEDULE	RPI	RPI	RPI	RPI
DIV. I ONLY	0- 9	339	0-9	193	347	340	340	29	29	
DIV. I NON-CONF.	0- 7	338	0-7	164	338	336	336	28	28	
TOTALS	RPI 1-25	RPI 26-50	W-L RECORDS	RPI 51-100	RPI 101-150	RPI 150+				
0- 9	0- 1	0- 0	OVERALL	0- 0	0- 2	0- 6				
0- 5	0- 0	0- 0	HOME	0- 0	0- 1	0- 4				
0- 4	0- 1	0- 0	AWAY	0- 0	0- 1	0- 2				
0- 0	0- 0	0- 0	NEUTRAL	0- 0	0- 0	0- 0				
0- 7	0- 1	0- 0	NON-CONFERENCE	0- 0	0- 2	0- 4				
0- 4	0- 0	0- 0	HOME	0- 0	0- 1	0- 3				
0- 3	0- 1	0- 0	AWAY	0- 0	0- 1	0- 1				
0- 0	0- 0	0- 0	NEUTRAL	0- 0	0- 0	0- 0				
0- 2	0- 0	0- 0	CONFERENCE	0- 0	0- 0	0- 2				
0- 1	0- 0	0- 0	HOME	0- 0	0- 0	0- 1				
0- 1	0- 0	0- 0	AWAY	0- 0	0- 0	0- 1				
0- 0	0- 0	0- 0	NEUTRAL	0- 0	0- 0	0- 0				

RPI S	Opponent	Score	RPI S	Opponent	Score	RPI S	Opponent	Score	RPI S	Opponent	Score	Team's RPI: 340
6	A Florida St.	36 88							124	A North Carolina	54 85	
									141	H North Dakota	57 73	
									157	H Bethune-Cookman	41 81	
									182	H Gardner-Webb	52 79	
									300	H Col. of Charleston	70 79	
									310	A USC Upstate	53 70	
									331	A Western Caro.	64 69	
									350	H South Carolina St.	75 81	
LAST 10 Division I												
310	A USC Upstate	53 70	182	H Gardner-Webb	52 79							
300	H Col. of Charleston	70 79	124	A North Carolina	54 85							
331	A Western Caro.	64 69	350	H South Carolina St.	75 81							
141	H North Dakota	57 73	6	A Florida St.	36 88							
157	H Bethune-Cookman	41 81										

Non-Div I Games: Columbia (SC) 76 59 Virginia-Lynchburg 92 55

Charleston So.

Loss, Non-Conf, S Site, H Home A Away N Neutral

Average RPI Win:	167	WON-LOST	WINNING	LAST 10	STRENGTH OF	OPP. STRENGTH	TEAM	ADJ.	CONF.	ADJ CONF.
Average RPI Loss:	76	RECORD	PCT. RANK	GAMES	SCHEDULE	OF SCHEDULE	RPI	RPI	RPI	RPI
DIV. I ONLY	9- 2	41	8-2	162	82	53	53	14	14	
DIV. I NON-CONF.	9- 2	40	8-2	159	79	51	51	14	14	
TOTALS	RPI 1-25	RPI 26-50	W-L RECORDS	RPI 51-100	RPI 101-150	RPI 150+				
9- 2	0- 1	0- 0	OVERALL	2- 0	2- 1	5- 0				
4- 1	0- 0	0- 0	HOME	1- 0	0- 1	3- 0				
3- 1	0- 1	0- 0	AWAY	0- 0	2- 0	1- 0				
2- 0	0- 0	0- 0	NEUTRAL	1- 0	0- 0	1- 0				
9- 2	0- 1	0- 0	NON-CONFERENCE	2- 0	2- 1	5- 0				
4- 1	0- 0	0- 0	HOME	1- 0	0- 1	3- 0				
3- 1	0- 1	0- 0	AWAY	0- 0	2- 0	1- 0				
2- 0	0- 0	0- 0	NEUTRAL	1- 0	0- 0	1- 0				
0- 0	0- 0	0- 0	CONFERENCE	0- 0	0- 0	0- 0				
0- 0	0- 0	0- 0	HOME	0- 0	0- 0	0- 0				
0- 0	0- 0	0- 0	AWAY	0- 0	0- 0	0- 0				
0- 0	0- 0	0- 0	NEUTRAL	0- 0	0- 0	0- 0				

RPI S	Opponent	Score	RPI S	Opponent	Score	RPI S	Opponent	Score	RPI S	Opponent	Score
25 A	Kentucky	39 86				83 H	Richmond	78 59	104 A	Wake Forest	77 65
						98 N	Boston College	84 68	127 H	Fordham	51 76
									142 A	Davidson	75 64
									178 N	Tulane	60 56
									182 H	Gardner-Webb	74 49
									193 H	Delaware	61 57
									225 A	East Carolina	59 47
									294 H	UMES	64 44
LAST 10 Division I											
193 H	Delaware	61 57	294 H	UMES	64 44						
25 A	Kentucky	39 86	142 A	Davidson	75 64						
178 N	Tulane	60 56	225 A	East Carolina	59 47						
98 N	Boston College	84 68	104 A	Wake Forest	77 65						
127 H	Fordham	51 76	83 H	Richmond	78 59						

Non-Div I Games:

Charlotte



## Chattanooga

Through Games Of Dec. 31, 2019

Average RPI Win:	109	WON-LOST	WINNING	LAST 10	STRENGTH OF	OPP. STRENGTH	TEAM	ADJ.	CONF.	ADJ CONF.
Average RPI Loss:	96	RECORD	PCT. RANK	GAMES	SCHEDULE	OF SCHEDULE	RPI	RPI	RPI	RPI
DIV. I ONLY	1- 13	338	0-10	30	105	226	226	21	21	
DIV. I NON-CONF.	1- 13	337	0-10	30	105	229	229	21	21	
TOTALS	RPI 1-25	RPI 26-50	W-L RECORDS	RPI 51-100	RPI 101-150	RPI 150+				
1- 13	0- 3	0- 0	OVERALL	0- 3	1- 4	0- 3				
0- 6	0- 1	0- 0	HOME	0- 2	0- 2	0- 1				
1- 7	0- 2	0- 0	AWAY	0- 1	1- 2	0- 2				
0- 0	0- 0	0- 0	NEUTRAL	0- 0	0- 0	0- 0				
1- 13	0- 3	0- 0	NON-CONFERENCE	0- 3	1- 4	0- 3				
0- 6	0- 1	0- 0	HOME	0- 2	0- 2	0- 1				
1- 7	0- 2	0- 0	AWAY	0- 1	1- 2	0- 2				
0- 0	0- 0	0- 0	NEUTRAL	0- 0	0- 0	0- 0				
0- 0	0- 0	0- 0	CONFERENCE	0- 0	0- 0	0- 0				
0- 0	0- 0	0- 0	HOME	0- 0	0- 0	0- 0				
0- 0	0- 0	0- 0	AWAY	0- 0	0- 0	0- 0				
0- 0	0- 0	0- 0	NEUTRAL	0- 0	0- 0	0- 0				

RPI 1-25				RPI 26-50				RPI 51-100				RPI 101+ Team's RPI: 226			
RPI	S	Opponent	Score	RPI	S	Opponent	Score	RPI	S	Opponent	Score	RPI	S	Opponent	Score
3	A	Louisville	37 86					56	H	Troy	51 90	103	A	South Dakota St.	56 71
14	H	Purdue	34 66					62	H	Austin Peay	49 50	109	A	Liberty	71 54
20	A	NC State	38 74					94	A	Belmont	50 63	123	H	Ohio	58 70
												126	A	UT Martin	51 78
												146	H	Northern Colo.	42 59
												152	A	Cincinnati	53 72
												169	H	Hampton	55 84
												177	A	Eastern Ky.	65 71
LAST 10 Division I															
56	H	Troy	51 90	123	H	Ohio	58 70								
103	A	South Dakota St.	56 71	20	A	NC State	38 74								
126	A	UT Martin	51 78	62	H	Austin Peay	49 50								
177	A	Eastern Ky.	65 71	3	A	Louisville	37 86								
146	H	Northern Colo.	42 59	152	A	Cincinnati	53 72								

Non-Div I Games:

Chattanooga

■ Loss, 
 ■ Non-Conf, S Site, 
 ■ Home 
 ■ Away 
 N Neutral

Average RPI Win: 0				WON-LOST		WINNING		LAST 10		STRENGTH OF		OPP. STRENGTH		TEAM		ADJ.		CONF.		ADJ CONF.	
Average RPI Loss: 202				RECORD		PCT. RANK		GAMES		SCHEDULE		OF SCHEDULE		RPI		RPI		RPI		RPI	
DIV. I ONLY				0- 13		339		0-10		235		312		342		342		32		32	
DIV. I NON-CONF.				0- 13		338		0-10		239		312		342		342		32		32	
TOTALS				RPI 1-25		RPI 26-50		W-L RECORDS		RPI 51-100		RPI 101-150		RPI 150+							
0- 13				0- 0		0- 1		OVERALL		0- 0		0- 5		0- 7							
0- 6				0- 0		0- 1		HOME		0- 0		0- 2		0- 3							
0- 6				0- 0		0- 0		AWAY		0- 0		0- 3		0- 3							
0- 1				0- 0		0- 0		NEUTRAL		0- 0		0- 0		0- 1							
0- 13				0- 0		0- 1		NON-CONFERENCE		0- 0		0- 5		0- 7							
0- 6				0- 0		0- 1		HOME		0- 0		0- 2		0- 3							
0- 6				0- 0		0- 0		AWAY		0- 0		0- 3		0- 3							
0- 1				0- 0		0- 0		NEUTRAL		0- 0		0- 0		0- 1							
0- 0				0- 0		0- 0		CONFERENCE		0- 0		0- 0		0- 0							
0- 0				0- 0		0- 0		HOME		0- 0		0- 0		0- 0							
0- 0				0- 0		0- 0		AWAY		0- 0		0- 0		0- 0							
0- 0				0- 0		0- 0		NEUTRAL		0- 0		0- 0		0- 0							

RPI 1-25				RPI 26-50				RPI 51-100				RPI 101+				Team's RPI: 342	
RPI	S	Opponent	Score	RPI	S	Opponent	Score	RPI	S	Opponent	Score	RPI	S	Opponent	Score		
				46	H	Arizona	50 82					111	A	UT Arlington	53 84		
												120	H	Loyola Chicago	53 98		
												131	A	Illinois	66 96		
												145	A	Valparaiso	49 95		
												150	H	Green Bay	46 102		
												175	A	Western Mich.	69 90		
												229	H	Western Ill.	78 88		
												280	N	UC Santa Barbara	65 96		
												284	H	Oakland	70 98		
												307	A	Nevada	60 80		
												315	H	UIC	61 73		
												337	A	Evansville	42 76		
EAST 10 Division I																	
				175	A	Western Mich.	69 90	145	A	Valparaiso	49 95						
				229	H	Western Ill.	78 88	337	A	Evansville	42 76						
				315	H	UIC	61 73	150	H	Green Bay	46 102						
				280	N	UC Santa Barbara	65 96	120	H	Loyola Chicago	53 98						
				307	A	Nevada	60 80	284	H	Oakland	70 98						

Non-Div I Games:

Chicago St.

Loss, Non-Conf, S Site, H Home A Away N Neutral

Average RPI Win:	207	WON-LOST	WINNING	LAST 10	STRENGTH OF	OPP. STRENGTH	TEAM	ADJ.	CONF.	ADJ CONF.
Average RPI Loss:	42	RECORD	PCT. RANK	GAMES	SCHEDULE	OF SCHEDULE	RPI	RPI	RPI	RPI
DIV. I ONLY	9- 4	81	8-2	265	21	152	152	9	9	
DIV. I NON-CONF.	9- 4	84	8-2	269	21	156	156	9	9	
TOTALS	RPI 1-25	RPI 26-50	W-L RECORDS	RPI 51-100	RPI 101-150	RPI 150+				
9- 4	0- 2	0- 1	OVERALL	1- 1	1- 0	7- 0				
7- 2	0- 1	0- 1	HOME	1- 0	1- 0	5- 0				
2- 0	0- 0	0- 0	AWAY	0- 0	0- 0	2- 0				
0- 2	0- 1	0- 0	NEUTRAL	0- 1	0- 0	0- 0				
9- 4	0- 2	0- 1	NON-CONFERENCE	1- 1	1- 0	7- 0				
7- 2	0- 1	0- 1	HOME	1- 0	1- 0	5- 0				
2- 0	0- 0	0- 0	AWAY	0- 0	0- 0	2- 0				
0- 2	0- 1	0- 0	NEUTRAL	0- 1	0- 0	0- 0				
0- 0	0- 0	0- 0	CONFERENCE	0- 0	0- 0	0- 0				
0- 0	0- 0	0- 0	HOME	0- 0	0- 0	0- 0				
0- 0	0- 0	0- 0	AWAY	0- 0	0- 0	0- 0				
0- 0	0- 0	0- 0	NEUTRAL	0- 0	0- 0	0- 0				

RPI 1-25				RPI 26-50				RPI 51-100				RPI 101+				Team's RPI: 152	
RPI	S	Opponent	Score	RPI	S	Opponent	Score	RPI	S	Opponent	Score	RPI	S	Opponent	Score		
16	N	Iowa	61 69	50	H	Saint Louis	50 60	84	N	Bucknell	48 56	130	H	Miami (OH)	98 68		
18	H	Ohio St.	73 78					86	H	Ball St.	63 56	186	H	Utah	68 62		
												192	H	Alabama A&M	62 47		
												205	A	VCU	58 56		
												226	H	Chattanooga	72 53		
												243	A	Xavier	85 78		
												268	H	Pittsburgh	69 53		
												330	H	Coppin St.	86 40		
LAST 10 Division I																	
				192	H	Alabama A&M	62 47					330	H	Coppin St.	86 40		
				243	A	Xavier	85 78					268	H	Pittsburgh	69 53		
				130	H	Miami (OH)	98 68					16	N	Iowa	61 69		
				205	A	VCU	58 56					226	H	Chattanooga	72 53		
				84	N	Bucknell	48 56					86	H	Ball St.	63 56		

Non-Div I Games:

Cincinnati

Average RPI Win:	222	WON-LOST	WINNING	LAST 10	STRENGTH OF	OPP. STRENGTH	TEAM	ADJ.	CONF.	ADJ CONF.
Average RPI Loss:	84	RECORD	PCT. RANK	GAMES	SCHEDULE	OF SCHEDULE	RPI	RPI	RPI	RPI
DIV. I ONLY	5- 8	225	4-6	102	40	171	171	3	3	
DIV. I NON-CONF.	4- 7	225	3-5	145	83	217	217	3	3	
TOTALS	RPI 1-25	RPI 26-50	W-L RECORDS	RPI 51-100	RPI 101-150	RPI 150+				
5- 8	0- 3	0- 1	OVERALL	2- 2	0- 0	3- 2				
2- 5	0- 2	0- 0	HOME	1- 2	0- 0	1- 1				
2- 2	0- 1	0- 0	AWAY	1- 0	0- 0	1- 1				
1- 1	0- 0	0- 1	NEUTRAL	0- 0	0- 0	1- 0				
4- 7	0- 2	0- 1	NON-CONFERENCE	1- 2	0- 0	3- 2				
2- 4	0- 1	0- 0	HOME	1- 2	0- 0	1- 1				
1- 2	0- 1	0- 0	AWAY	0- 0	0- 0	1- 1				
1- 1	0- 0	0- 1	NEUTRAL	0- 0	0- 0	1- 0				
1- 1	0- 1	0- 0	CONFERENCE	1- 0	0- 0	0- 0				
0- 1	0- 1	0- 0	HOME	0- 0	0- 0	0- 0				
1- 0	0- 0	0- 0	AWAY	1- 0	0- 0	0- 0				
0- 0	0- 0	0- 0	NEUTRAL	0- 0	0- 0	0- 0				

RPI S	Opponent	Score	RPI S	Opponent	Score	RPI S	Opponent	Score	RPI S	Opponent	Score	Team's RPI: 171
6	H Florida St.	64 81	26	N Maryland	44 63	63	H N.C. A&T	74 82	209	A Penn St.	55 68	
7	H South Carolina	48 84				75	H Alabama	54 67	267	H Navy	52 65	
16	A Iowa	60 74				85	A Notre Dame	71 55	295	H Alabama St.	76 43	
						91	H Furman	77 71	317	A Mercer	65 61	
									320	N Alcorn	77 46	
LAST 10 Division I												
317	A Mercer	65 61	85	A Notre Dame	71 55							
6	H Florida St.	64 81	63	H N.C. A&T	74 82							
16	A Iowa	60 74	7	H South Carolina	48 84							
320	N Alcorn	77 46	209	A Penn St.	55 68							
26	N Maryland	44 63	295	H Alabama St.	76 43							

Non-Div I Games:

Clemson

■ Loss, 
 ■ Non-Conf, S Site, 
 ■ Home 
 ■ Away 
 N Neutral

Average RPI Win: 276		WON-LOST	WINNING	LAST 10	STRENGTH OF	OPP. STRENGTH	TEAM	ADJ.	CONF.	ADJ CONF.
Average RPI Loss: 84		RECORD	PCT. RANK	GAMES	SCHEDULE	OF SCHEDULE	RPI	RPI	RPI	RPI
DIV. I ONLY		9- 2	41	9-1	347	119	187	187	18	18
DIV. I NON-CONF.		8- 1	28	8-0	347	163	147	147	18	18
TOTALS	RPI 1-25	RPI 26-50		W-L RECORDS	RPI 51-100		RPI 101-150		RPI 150+	
9- 2	0- 0	0- 1		OVERALL	0- 0		1- 1		8- 0	
2- 1	0- 0	0- 1		HOME	0- 0		1- 0		1- 0	
7- 1	0- 0	0- 0		AWAY	0- 0		0- 1		7- 0	
0- 0	0- 0	0- 0		NEUTRAL	0- 0		0- 0		0- 0	
8- 1	0- 0	0- 0		NON-CONFERENCE	0- 0		1- 1		7- 0	
1- 0	0- 0	0- 0		HOME	0- 0		1- 0		0- 0	
7- 1	0- 0	0- 0		AWAY	0- 0		0- 1		7- 0	
0- 0	0- 0	0- 0		NEUTRAL	0- 0		0- 0		0- 0	
1- 1	0- 0	0- 1		CONFERENCE	0- 0		0- 0		1- 0	
1- 1	0- 0	0- 1		HOME	0- 0		0- 0		1- 0	
0- 0	0- 0	0- 0		AWAY	0- 0		0- 0		0- 0	
0- 0	0- 0	0- 0		NEUTRAL	0- 0		0- 0		0- 0	

RPI 1-25				RPI 26-50				RPI 51-100				RPI 101+				Team's RPI: 187	
RPI	S	Opponent	Score	RPI	S	Opponent	Score	RPI	S	Opponent	Score	RPI	S	Opponent	Score		
				49	H	IUPUI	53 78					119	A	Bowling Green	62 89		
												132	H	Akron	66 62		
												231	A	Delaware St.	57 49		
												240	A	ETSU	62 54		
												275	A	St. Bonaventure	65 62		
												283	A	Omaha	79 66		
												315	H	UIC	84 44		
												328	A	Hofstra	61 51		
												331	A	Western Caro.	68 61		
												348	A	LIU Brooklyn	79 49		
LAST 10 Division I																	
				283	A	Omaha	79 66	49	H	IUPUI	53 78						
				240	A	ETSU	62 54	315	H	UIC	84 44						
				331	A	Western Caro.	68 61	275	A	St. Bonaventure	65 62						
				231	A	Delaware St.	57 49	328	A	Hofstra	61 51						
				132	H	Akron	66 62	348	A	LIU Brooklyn	79 49						

Cleveland St.

Average RPI Win:	241	WON-LOST	WINNING	LAST 10	STRENGTH OF	OPP. STRENGTH	TEAM	ADJ.	CONF.	ADJ CONF.
Average RPI Loss:	83	RECORD	PCT. RANK	GAMES	SCHEDULE	OF SCHEDULE	RPI	RPI	RPI	RPI
DIV. I ONLY	8- 1	24	8-1	343	91	160	160	22	22	
DIV. I NON-CONF.	8- 1	28	8-1	345	94	165	165	22	22	
TOTALS	RPI 1-25	RPI 26-50	W-L RECORDS	RPI 51-100	RPI 101-150	RPI 150+				
8- 1	0- 0	0- 0	OVERALL	0- 1	2- 0	6- 0				
4- 1	0- 0	0- 0	HOME	0- 1	1- 0	3- 0				
3- 0	0- 0	0- 0	AWAY	0- 0	0- 0	3- 0				
1- 0	0- 0	0- 0	NEUTRAL	0- 0	1- 0	0- 0				
8- 1	0- 0	0- 0	NON-CONFERENCE	0- 1	2- 0	6- 0				
4- 1	0- 0	0- 0	HOME	0- 1	1- 0	3- 0				
3- 0	0- 0	0- 0	AWAY	0- 0	0- 0	3- 0				
1- 0	0- 0	0- 0	NEUTRAL	0- 0	1- 0	0- 0				
0- 0	0- 0	0- 0	CONFERENCE	0- 0	0- 0	0- 0				
0- 0	0- 0	0- 0	HOME	0- 0	0- 0	0- 0				
0- 0	0- 0	0- 0	AWAY	0- 0	0- 0	0- 0				
0- 0	0- 0	0- 0	NEUTRAL	0- 0	0- 0	0- 0				

RPI 1-25			RPI 26-50			RPI 51-100			RPI 101+			Team's RPI: 160
RPI	S	Opponent	Score	RPI	S	Opponent	Score	RPI	S	Opponent	Score	
						83	H Richmond	67	79	114	H UNC Greensboro	63 54
										129	N Elon	76 65
										170	H George Mason	74 59
										264	A Wofford	78 73
										273	A UNCW	62 43
										298	H Ark.-Pine Bluff	76 69
										331	A Western Caro.	66 43
										350	H South Carolina St.	85 44
LAST 10 Division I												
273	A	UNCW	62 43	350	H	South Carolina St.	85 44					
170	H	George Mason	74 59	129	N	Elon	76 65					
83	H	Richmond	67 79	114	H	UNC Greensboro	63 54					
331	A	Western Caro.	66 43	298	H	Ark.-Pine Bluff	76 69					
264	A	Wofford	78 73									

Non-Div I Games: UNC Pembroke 86 44 Wesleyan (GA) 132 32

Coastal Caro.

■ Loss, 
 ■ Non-Conf, 
 ■ S Site, 
 ■ H Home 
 ■ A Away 
 N Neutral

Average RPI Win: 322		WON-LOST	WINNING	LAST 10	STRENGTH OF	OPP. STRENGTH	TEAM	ADJ.	CONF.	ADJ CONF.
Average RPI Loss: 173		RECORD	PCT. RANK	GAMES	SCHEDULE	OF SCHEDULE	RPI	RPI	RPI	RPI
DIV. I ONLY		6- 4	122	6-4	349	282	300	300	16	16
DIV. I NON-CONF.		6- 4	122	6-4	349	279	301	301	16	16
TOTALS	RPI 1-25		RPI 26-50		W-L RECORDS		RPI 51-100		RPI 101-150	RPI 150+
6- 4	0- 0		0- 0		OVERALL		0- 0		0- 2	6- 2
2- 2	0- 0		0- 0		HOME		0- 0		0- 1	2- 1
4- 2	0- 0		0- 0		AWAY		0- 0		0- 1	4- 1
0- 0	0- 0		0- 0		NEUTRAL		0- 0		0- 0	0- 0
6- 4	0- 0		0- 0		NON-CONFERENCE		0- 0		0- 2	6- 2
2- 2	0- 0		0- 0		HOME		0- 0		0- 1	2- 1
4- 2	0- 0		0- 0		AWAY		0- 0		0- 1	4- 1
0- 0	0- 0		0- 0		NEUTRAL		0- 0		0- 0	0- 0
0- 0	0- 0		0- 0		CONFERENCE		0- 0		0- 0	0- 0
0- 0	0- 0		0- 0		HOME		0- 0		0- 0	0- 0
0- 0	0- 0		0- 0		AWAY		0- 0		0- 0	0- 0
0- 0	0- 0		0- 0		NEUTRAL		0- 0		0- 0	0- 0

RPI 1-25				RPI 26-50				RPI 51-100				RPI 101+				Team's RPI: 300	
RPI	S	Opponent	Score	RPI	S	Opponent	Score	RPI	S	Opponent	Score	RPI	S	Opponent	Score		
												104	A	Wake Forest	50	106	
												114	H	UNC Greensboro	56	69	
												170	H	George Mason	61	72	
												293	A	Winthrop	84	73	
												302	A	Presbyterian	54	58	
												309	A	High Point	79	70	
												311	H	N.C. Central	85	78	
												331	H	Western Caro.	73	62	
												340	A	Charleston So.	79	70	
												350	A	South Carolina St.	76	55	
EAST 10 Division I																	
				293	A	Winthrop	84 73	331	H	Western Caro.	73 62						
				302	A	Presbyterian	54 58	340	A	Charleston So.	79 70						
				350	A	South Carolina St.	76 55	114	H	UNC Greensboro	56 69						
				311	H	N.C. Central	85 78	104	A	Wake Forest	50 106						
				309	A	High Point	79 70	170	H	George Mason	61 72						

Non-Div I Games:	Coker	82	57
------------------	-------	----	----

Col. of Charleston

■ Loss, ■ Non-Conf, S Site, H Home A Away N Neutral

Average RPI Win:	227	WON-LOST	WINNING	LAST 10	STRENGTH OF	OPP. STRENGTH	TEAM	ADJ.	CONF.	ADJ CONF.
Average RPI Loss:	46	RECORD	PCT. RANK	GAMES	SCHEDULE	OF SCHEDULE	RPI	RPI	RPI	RPI
DIV. I ONLY	8- 3	70	7-3	219	68	70	70	13	13	
DIV. I NON-CONF.	8- 3	68	7-3	218	67	70	70	13	13	
TOTALS	RPI 1-25	RPI 26-50	W-L RECORDS	RPI 51-100	RPI 101-150	RPI 150+				
8- 3	0- 1	1- 1	OVERALL	0- 1	1- 0	6- 0				
5- 0	0- 0	1- 0	HOME	0- 0	0- 0	4- 0				
3- 3	0- 1	0- 1	AWAY	0- 1	1- 0	2- 0				
0- 0	0- 0	0- 0	NEUTRAL	0- 0	0- 0	0- 0				
8- 3	0- 1	1- 1	NON-CONFERENCE	0- 1	1- 0	6- 0				
5- 0	0- 0	1- 0	HOME	0- 0	0- 0	4- 0				
3- 3	0- 1	0- 1	AWAY	0- 1	1- 0	2- 0				
0- 0	0- 0	0- 0	NEUTRAL	0- 0	0- 0	0- 0				
0- 0	0- 0	0- 0	CONFERENCE	0- 0	0- 0	0- 0				
0- 0	0- 0	0- 0	HOME	0- 0	0- 0	0- 0				
0- 0	0- 0	0- 0	AWAY	0- 0	0- 0	0- 0				
0- 0	0- 0	0- 0	NEUTRAL	0- 0	0- 0	0- 0				

RPI 1-25				RPI 26-50				RPI 51-100				Team's RPI: 70	RPI 101+			
RPI	S	Opponent	Score	RPI	S	Opponent	Score	RPI	S	Opponent	Score		RPI	S	Opponent	Score
13	A	Northwestern	44 73	48	H	Yale	70 67	75	A	Alabama	52 72		144	A	Cornell	62 58
				50	A	Saint Louis	51 61						206	H	Wagner	74 58
													234	H	Niagara	85 72
													261	H	UMass Lowell	73 51
													274	H	Siena	88 51
													304	A	NJIT	79 52
													343	A	Canisius	90 69
LAST 10 Division I																
234	H	Niagara	85 72	206	H	Wagner	74 58									
13	A	Northwestern	44 73	75	A	Alabama	52 72									
50	A	Saint Louis	51 61	274	H	Siena	88 51									
343	A	Canisius	90 69	144	A	Cornell	62 58									
48	H	Yale	70 67	261	H	UMass Lowell	73 51									

Non-Div I Games:

Colgate

■ Loss, 
 ■ Non-Conf, S Site, 
 ■ Home 
 ■ Away 
 N Neutral



Average RPI Win:	201	WON-LOST	WINNING	LAST 10	STRENGTH OF	OPP. STRENGTH	TEAM	ADJ.	CONF.	ADJ CONF.
Average RPI Loss:	0	RECORD	PCT. RANK	GAMES	SCHEDULE	OF SCHEDULE	RPI	RPI	RPI	RPI
DIV. I ONLY	12- 0	1	10-0	242	139	35	35	1	1	
DIV. I NON-CONF.	11- 0	1	9-0	272	129	44	44	1	1	
TOTALS	RPI 1-25	RPI 26-50	W-L RECORDS	RPI 51-100	RPI 101-150	RPI 150+				
12- 0	0- 0	0- 0	OVERALL	2- 0	1- 0	9- 0				
6- 0	0- 0	0- 0	HOME	2- 0	0- 0	4- 0				
5- 0	0- 0	0- 0	AWAY	0- 0	0- 0	5- 0				
1- 0	0- 0	0- 0	NEUTRAL	0- 0	1- 0	0- 0				
11- 0	0- 0	0- 0	NON-CONFERENCE	2- 0	1- 0	8- 0				
6- 0	0- 0	0- 0	HOME	2- 0	0- 0	4- 0				
4- 0	0- 0	0- 0	AWAY	0- 0	0- 0	4- 0				
1- 0	0- 0	0- 0	NEUTRAL	0- 0	1- 0	0- 0				
1- 0	0- 0	0- 0	CONFERENCE	0- 0	0- 0	1- 0				
0- 0	0- 0	0- 0	HOME	0- 0	0- 0	0- 0				
1- 0	0- 0	0- 0	AWAY	0- 0	0- 0	1- 0				
0- 0	0- 0	0- 0	NEUTRAL	0- 0	0- 0	0- 0				

RPI S	Opponent	Score	RPI S	Opponent	Score	Team's RPI: 35	RPI S	Opponent	Score	RPI S	Opponent	Score
							65	H Texas Southern	74 50	125	N UAB	77 69
							96	H Wisconsin	74 57	173	A Wyoming	66 56
										178	A Tulane	62 52
										186	A Utah	80 70
										200	H Jacksonville	66 44
										243	A Xavier	62 53
										269	H Denver	96 70
										288	A Colorado St.	79 75
										289	H Indiana St.	59 46
										304	H NJIT	80 57
LAST 10 Division I												
			269	H Denver	96 70		186	A Utah	80 70			
			243	A Xavier	62 53		178	A Tulane	62 52			
			65	H Texas Southern	74 50		125	N UAB	77 69			
			289	H Indiana St.	59 46		288	A Colorado St.	79 75			
			200	H Jacksonville	66 44		173	A Wyoming	66 56			

Non-Div I Games:

Colorado

■ Loss, 
 ■ Non-Conf, S Site, 
 ■ Home 
 ■ Away 
 N Neutral

Average RPI Win: 272		WON-LOST	WINNING	LAST 10	STRENGTH OF	OPP. STRENGTH	TEAM	ADJ.	CONF.	ADJ CONF.
Average RPI Loss: 147		RECORD	PCT. RANK	GAMES	SCHEDULE	OF SCHEDULE	RPI	RPI	RPI	RPI
DIV. I ONLY		4- 7	231	3-7	244	290	288	288	23	23
DIV. I NON-CONF.		4- 5	195	3-5	258	290	263	263	25	25
TOTALS	RPI 1-25	RPI 26-50		W-L RECORDS	RPI 51-100		RPI 101-150		RPI 150+	
4- 7	0- 0	0- 1		OVERALL	0- 1		1- 2		3- 3	
3- 3	0- 0	0- 1		HOME	0- 1		0- 0		3- 1	
1- 4	0- 0	0- 0		AWAY	0- 0		1- 2		0- 2	
0- 0	0- 0	0- 0		NEUTRAL	0- 0		0- 0		0- 0	
4- 5	0- 0	0- 1		NON-CONFERENCE	0- 0		1- 2		3- 2	
3- 2	0- 0	0- 1		HOME	0- 0		0- 0		3- 1	
1- 3	0- 0	0- 0		AWAY	0- 0		1- 2		0- 1	
0- 0	0- 0	0- 0		NEUTRAL	0- 0		0- 0		0- 0	
0- 2	0- 0	0- 0		CONFERENCE	0- 1		0- 0		0- 1	
0- 1	0- 0	0- 0		HOME	0- 1		0- 0		0- 0	
0- 1	0- 0	0- 0		AWAY	0- 0		0- 0		0- 1	
0- 0	0- 0	0- 0		NEUTRAL	0- 0		0- 0		0- 0	

RPI 1-25				RPI 26-50				RPI 51-100				RPI 101+				Team's RPI: 288	
RPI	S	Opponent	Score	RPI	S	Opponent	Score	RPI	S	Opponent	Score	RPI	S	Opponent	Score		
				35	H	Colorado	75 79	74	H	Boise St.	69 72	112	A	Idaho	54 61		
												122	A	Tennessee	41 79		
												146	A	Northern Colo.	75 58		
												167	H	Northern Ill.	75 80		
												210	A	Tulsa	55 61		
												247	H	UC Riverside	52 40		
												308	A	San Diego St.	49 59		
												344	H	Mississippi Val.	65 46		
												351	H	Incarnate Word	75 47		
LAST 10 Division I																	
				74	H	Boise St.	69 72	210	A	Tulsa	55 61						
				308	A	San Diego St.	49 59	344	H	Mississippi Val.	65 46						
				247	H	UC Riverside	52 40	122	A	Tennessee	41 79						
				351	H	Incarnate Word	75 47	167	H	Northern Ill.	75 80						
				35	H	Colorado	75 79	112	A	Idaho	54 61						

Non-Div I Games:	Western St.	56	47	Chadron St.	102	51
------------------	-------------	----	----	-------------	-----	----

Colorado St.

Loss, Non-Conf, S Site, H Home A Away N Neutral

Average RPI Win:	221	WON-LOST	WINNING	LAST 10	STRENGTH OF	OPP. STRENGTH	TEAM	ADJ.	CONF.	ADJ CONF.
Average RPI Loss:	149	RECORD	PCT. RANK	GAMES	SCHEDULE	OF SCHEDULE	RPI	RPI	RPI	RPI
DIV. I ONLY	8- 4	89	8-2	284	190	148	148	8	8	
DIV. I NON-CONF.	8- 4	89	8-2	287	188	152	152	8	8	
TOTALS	RPI 1-25	RPI 26-50	W-L RECORDS	RPI 51-100	RPI 101-150	RPI 150+				
8- 4	0- 0	0- 0	OVERALL	0- 2	2- 1	6- 1				
5- 1	0- 0	0- 0	HOME	0- 0	2- 1	3- 0				
3- 3	0- 0	0- 0	AWAY	0- 2	0- 0	3- 1				
0- 0	0- 0	0- 0	NEUTRAL	0- 0	0- 0	0- 0				
8- 4	0- 0	0- 0	NON-CONFERENCE	0- 2	2- 1	6- 1				
5- 1	0- 0	0- 0	HOME	0- 0	2- 1	3- 0				
3- 3	0- 0	0- 0	AWAY	0- 2	0- 0	3- 1				
0- 0	0- 0	0- 0	NEUTRAL	0- 0	0- 0	0- 0				
0- 0	0- 0	0- 0	CONFERENCE	0- 0	0- 0	0- 0				
0- 0	0- 0	0- 0	HOME	0- 0	0- 0	0- 0				
0- 0	0- 0	0- 0	AWAY	0- 0	0- 0	0- 0				
0- 0	0- 0	0- 0	NEUTRAL	0- 0	0- 0	0- 0				

RPI 1-25			RPI 26-50			RPI 51-100			RPI 101+			Team's RPI: 148
RPI	S	Opponent	Score	RPI	S	Opponent	Score	RPI	S	Opponent	Score	
						58	A Vanderbilt	51	72	127	H Fordham	70 51
						71	A Buffalo	75	82	133	H Saint Joseph's	57 71
										142	H Davidson	63 60
										159	A Robert Morris	61 59
										213	H Georgetown	54 49
										232	H Milwaukee	74 46
										266	A Army West Point	71 62
										304	H NJIT	99 43
										324	A Tennessee St.	75 65
										333	A Albany (NY)	78 82
LAST 10 Division I												
142	H	Davidson	63 60	324	A	Tennessee St.	75 65					
213	H	Georgetown	54 49	58	A	Vanderbilt	51 72					
232	H	Milwaukee	74 46	304	H	NJIT	99 43					
266	A	Army West Point	71 62	71	A	Buffalo	75 82					
159	A	Robert Morris	61 59	127	H	Fordham	70 51					

Non-Div I Games:

Columbia

■ Loss, 
 ■ Non-Conf, 
 ■ S Site, 
 ■ H Home 
 ■ A Away 
 N Neutral

Average RPI Win: 0		WON-LOST	WINNING	LAST 10	STRENGTH OF	OPP. STRENGTH	TEAM	ADJ.	CONF.	ADJ CONF.
Average RPI Loss: 169		RECORD	PCT. RANK	GAMES	SCHEDULE	OF SCHEDULE	RPI	RPI	RPI	RPI
DIV. I ONLY		0- 12	339	0-10	188	274	330	330	30	30
DIV. I NON-CONF.		0- 12	338	0-10	185	273	332	332	30	30
TOTALS		RPI 1-25	RPI 26-50	W-L RECORDS	RPI 51-100	RPI 101-150	RPI 150+			
0- 12	0- 0		0- 3	OVERALL	0- 0	0- 3	0- 6			
0- 2	0- 0		0- 0	HOME	0- 0	0- 0	0- 2			
0- 10	0- 0		0- 3	AWAY	0- 0	0- 3	0- 4			
0- 0	0- 0		0- 0	NEUTRAL	0- 0	0- 0	0- 0			
0- 12	0- 0		0- 3	NON-CONFERENCE	0- 0	0- 3	0- 6			
0- 2	0- 0		0- 0	HOME	0- 0	0- 0	0- 2			
0- 10	0- 0		0- 3	AWAY	0- 0	0- 3	0- 4			
0- 0	0- 0		0- 0	NEUTRAL	0- 0	0- 0	0- 0			
0- 0	0- 0		0- 0	CONFERENCE	0- 0	0- 0	0- 0			
0- 0	0- 0		0- 0	HOME	0- 0	0- 0	0- 0			
0- 0	0- 0		0- 0	AWAY	0- 0	0- 0	0- 0			
0- 0	0- 0		0- 0	NEUTRAL	0- 0	0- 0	0- 0			

RPI 1-25				RPI 26-50				RPI 51-100				RPI 101+				Team's RPI: 330	
RPI	S	Opponent	Score	RPI	S	Opponent	Score	RPI	S	Opponent	Score	RPI	S	Opponent	Score		
				27	A	South Dakota	44 82					103	A	South Dakota St.	41 94		
				42	A	West Virginia	47 82					107	A	George Washington	35 54		
				45	A	Rutgers	33 107					149	A	Dayton	48 78		
												152	A	Cincinnati	40 86		
												189	A	La Salle	46 79		
												234	H	Niagara	67 82		
												314	A	UMBC	48 71		
												325	A	Marshall	47 60		
												341	H	Saint Peter's	57 82		
LAST 10 Division I																	
				27	A	South Dakota	44 82	149	A	Dayton	48 78						
				103	A	South Dakota St.	41 94	152	A	Cincinnati	40 86						
				107	A	George Washington	35 54	234	H	Niagara	67 82						
				189	A	La Salle	46 79	325	A	Marshall	47 60						
				42	A	West Virginia	47 82	341	H	Saint Peter's	57 82						

Non-Div I Games:

Coppin St.

Loss, Non-Conf, S Site, H Home A Away N Neutral

Average RPI Win:	273	WON-LOST	WINNING	LAST 10	STRENGTH OF	OPP. STRENGTH	TEAM	ADJ.	CONF.	ADJ CONF.
Average RPI Loss:	68	RECORD	PCT. RANK	GAMES	SCHEDULE	OF SCHEDULE	RPI	RPI	RPI	RPI
DIV. I ONLY	6- 5	148	5-5	170	221	144	144	8	8	
DIV. I NON-CONF.	6- 5	150	5-5	169	223	146	146	8	8	
TOTALS	RPI 1-25	RPI 26-50	W-L RECORDS	RPI 51-100	RPI 101-150	RPI 150+				
6- 5	0- 1	0- 1	OVERALL	0- 2	0- 1	6- 0				
2- 3	0- 0	0- 0	HOME	0- 2	0- 1	2- 0				
4- 2	0- 1	0- 1	AWAY	0- 0	0- 0	4- 0				
0- 0	0- 0	0- 0	NEUTRAL	0- 0	0- 0	0- 0				
6- 5	0- 1	0- 1	NON-CONFERENCE	0- 2	0- 1	6- 0				
2- 3	0- 0	0- 0	HOME	0- 2	0- 1	2- 0				
4- 2	0- 1	0- 1	AWAY	0- 0	0- 0	4- 0				
0- 0	0- 0	0- 0	NEUTRAL	0- 0	0- 0	0- 0				
0- 0	0- 0	0- 0	CONFERENCE	0- 0	0- 0	0- 0				
0- 0	0- 0	0- 0	HOME	0- 0	0- 0	0- 0				
0- 0	0- 0	0- 0	AWAY	0- 0	0- 0	0- 0				
0- 0	0- 0	0- 0	NEUTRAL	0- 0	0- 0	0- 0				

RPI 1-25				RPI 26-50				RPI 51-100				RPI 101+ Team's RPI: 144			
RPI	S	Opponent	Score	RPI	S	Opponent	Score	RPI	S	Opponent	Score	RPI	S	Opponent	Score
22	A	TCU	49 59	42	A	West Virginia	62 68	70	H	Colgate	58 62	117	H	Binghamton	56 59
								88	H	Duquesne	62 72	231	A	Delaware St.	77 51
												234	H	Niagara	82 59
												261	A	UMass Lowell	70 56
												275	A	St. Bonaventure	70 42
												304	H	NJIT	68 44
												333	A	Albany (NY)	71 51
LAST 10 Division I															
117	H	Binghamton	56 59	42	A	West Virginia	62 68	275	A	St. Bonaventure	70 42				
261	A	UMass Lowell	70 56					88	H	Duquesne	62 72				
231	A	Delaware St.	77 51					70	H	Colgate	58 62				
234	H	Niagara	82 59					22	A	TCU	49 59				
304	H	NJIT	68 44												

Non-Div I Games:

Cornell

Creighton

Through Games Of Dec. 31, 2019

Average RPI Win:	135	WON-LOST	WINNING	LAST 10	STRENGTH OF	OPP. STRENGTH	TEAM	ADJ.	CONF.	ADJ CONF.
Average RPI Loss:	41	RECORD	PCT. RANK	GAMES	SCHEDULE	OF SCHEDULE	RPI	RPI	RPI	RPI
DIV. I ONLY	10- 3	55	8-2	27	77	14	14	6	6	
DIV. I NON-CONF.	8- 3	68	6-2	14	86	12	12	6	6	
TOTALS	RPI 1-25	RPI 26-50	W-L RECORDS	RPI 51-100	RPI 101-150	RPI 150+				
10- 3	0- 0	2- 2	OVERALL	3- 1	2- 0	3- 0				
4- 0	0- 0	1- 0	HOME	0- 0	2- 0	1- 0				
4- 3	0- 0	0- 2	AWAY	2- 1	0- 0	2- 0				
2- 0	0- 0	1- 0	NEUTRAL	1- 0	0- 0	0- 0				
8- 3	0- 0	2- 2	NON-CONFERENCE	2- 1	2- 0	2- 0				
4- 0	0- 0	1- 0	HOME	0- 0	2- 0	1- 0				
2- 3	0- 0	0- 2	AWAY	1- 1	0- 0	1- 0				
2- 0	0- 0	1- 0	NEUTRAL	1- 0	0- 0	0- 0				
2- 0	0- 0	0- 0	CONFERENCE	1- 0	0- 0	1- 0				
0- 0	0- 0	0- 0	HOME	0- 0	0- 0	0- 0				
2- 0	0- 0	0- 0	AWAY	1- 0	0- 0	1- 0				
0- 0	0- 0	0- 0	NEUTRAL	0- 0	0- 0	0- 0				

RPI 1-25			Team's RPI: 14		RPI 26-50			RPI 51-100			RPI 101+		
RPI	S	Opponent	Score		RPI	S	Opponent	Score		RPI	S	Opponent	Score
27	A	South Dakota	65	72	67	A	Arizona St.	55	70	103	H	South Dakota St.	61 48
30	A	Drake	53	63	68	N	Temple	69	59	140	H	Wichita St.	56 46
34	H	UNI	57	54	81	A	Nebraska	79	74	213	A	Georgetown	65 56
42	N	West Virginia	82	75	95	A	Villanova	58	42	283	A	Omaha	67 54
										291	H	North Dakota St.	70 59
LAST 10 Division I													
140	H	Wichita St.	56	46	95	A	Villanova	58	42				
34	H	UNI	57	54	213	A	Georgetown	65	56				
27	A	South Dakota	65	72	67	A	Arizona St.	55	70				
68	N	Temple	69	59	81	A	Nebraska	79	74				
42	N	West Virginia	82	75	291	H	North Dakota St.	70	59				

Non-Div I Games:

Creighton

Loss, Non-Conf, S Site, H Home A Away N Neutral

Average RPI Win:	256	WON-LOST	WINNING	LAST 10	STRENGTH OF	OPP. STRENGTH	TEAM	ADJ.	CONF.	ADJ CONF.
Average RPI Loss:	156	RECORD	PCT. RANK	GAMES	SCHEDULE	OF SCHEDULE	RPI	RPI	RPI	RPI
DIV. I ONLY	6- 7	189	3-7	226	230	195	195	8	8	
DIV. I NON-CONF.	6- 7	182	3-7	226	234	190	190	8	8	
TOTALS	RPI 1-25	RPI 26-50	W-L RECORDS	RPI 51-100	RPI 101-150	RPI 150+				
6- 7	0- 1	0- 0	OVERALL	0- 1	1- 1	5- 4				
4- 1	0- 0	0- 0	HOME	0- 0	1- 0	3- 1				
2- 6	0- 1	0- 0	AWAY	0- 1	0- 1	2- 3				
0- 0	0- 0	0- 0	NEUTRAL	0- 0	0- 0	0- 0				
6- 7	0- 1	0- 0	NON-CONFERENCE	0- 1	1- 1	5- 4				
4- 1	0- 0	0- 0	HOME	0- 0	1- 0	3- 1				
2- 6	0- 1	0- 0	AWAY	0- 1	0- 1	2- 3				
0- 0	0- 0	0- 0	NEUTRAL	0- 0	0- 0	0- 0				
0- 0	0- 0	0- 0	CONFERENCE	0- 0	0- 0	0- 0				
0- 0	0- 0	0- 0	HOME	0- 0	0- 0	0- 0				
0- 0	0- 0	0- 0	AWAY	0- 0	0- 0	0- 0				
0- 0	0- 0	0- 0	NEUTRAL	0- 0	0- 0	0- 0				

RPI	S	Opponent	Score	RPI	S	Opponent	Score	RPI	S	Opponent	Score	RPI	S	Opponent	Score	Team's RPI: 195
13	A	Northwestern	37 79					71	A	Buffalo	49 73	120	A	Loyola Chicago	40 61	
												134	H	Merrimack	57 52	
												179	H	Texas St.	51 61	
												217	A	Boston U.	56 74	
												228	A	Manhattan	58 70	
												257	H	Maine	57 41	
												261	A	UMass Lowell	62 51	
												262	A	Loyola Maryland	56 72	
												287	A	Fairfield	52 51	
												290	H	Vermont	72 55	
												306	H	New Hampshire	66 47	
LAST 10 Division I																
306	H	New Hampshire	66 47	262	A	Loyola Maryland	56 72									
179	H	Texas St.	51 61	71	A	Buffalo	49 73									
261	A	UMass Lowell	62 51	217	A	Boston U.	56 74									
257	H	Maine	57 41	120	A	Loyola Chicago	40 61									
13	A	Northwestern	37 79	228	A	Manhattan	58 70									

Non-Div I Games:

Dartmouth

■ Loss, 
 ■ Non-Conf, 
 ■ S Site, 
 ■ H Home 
 ■ A Away 
 N Neutral

Average RPI Win:	265	WON-LOST	WINNING	LAST 10	STRENGTH OF	OPP. STRENGTH	TEAM	ADJ.	CONF.	ADJ CONF.
Average RPI Loss:	84	RECORD	PCT. RANK	GAMES	SCHEDULE	OF SCHEDULE	RPI	RPI	RPI	RPI
DIV. I ONLY	6- 6	164	5-5	221	118	142	142	12	12	
DIV. I NON-CONF.	6- 6	163	5-5	220	118	145	145	12	12	
TOTALS	RPI 1-25	RPI 26-50	W-L RECORDS	RPI 51-100	RPI 101-150	RPI 150+				
6- 6	0- 0	0- 2	OVERALL	0- 2	0- 1	6- 1				
2- 1	0- 0	0- 0	HOME	0- 1	0- 0	2- 0				
3- 5	0- 0	0- 2	AWAY	0- 1	0- 1	3- 1				
1- 0	0- 0	0- 0	NEUTRAL	0- 0	0- 0	1- 0				
6- 6	0- 0	0- 2	NON-CONFERENCE	0- 2	0- 1	6- 1				
2- 1	0- 0	0- 0	HOME	0- 1	0- 0	2- 0				
3- 5	0- 0	0- 2	AWAY	0- 1	0- 1	3- 1				
1- 0	0- 0	0- 0	NEUTRAL	0- 0	0- 0	1- 0				
0- 0	0- 0	0- 0	CONFERENCE	0- 0	0- 0	0- 0				
0- 0	0- 0	0- 0	HOME	0- 0	0- 0	0- 0				
0- 0	0- 0	0- 0	AWAY	0- 0	0- 0	0- 0				
0- 0	0- 0	0- 0	NEUTRAL	0- 0	0- 0	0- 0				

RPI 1-25			RPI 26-50			RPI 51-100			RPI 101+			Team's RPI: 142
RPI	S	Opponent	Score	RPI	S	Opponent	Score	RPI	S	Opponent	Score	
28	A	Virginia Tech	68 88	53	H	Charlotte	64 75	148	A	Columbia	60 63	
31	A	Duke	52 82	73	A	Drexel	63 74	172	A	Florida	50 55	
								213	H	Georgetown	66 52	
								240	A	ETSU	75 60	
								245	A	UMKC	74 64	
								254	N	UC Irvine	78 72	
								309	A	High Point	73 63	
								331	H	Western Caro.	101 51	
LAST 10 Division I												
309	A	High Point	73 63	172	A	Florida	50 55					
240	A	ETSU	75 60	53	H	Charlotte	64 75					
31	A	Duke	52 82	148	A	Columbia	60 63					
28	A	Virginia Tech	68 88	245	A	UMKC	74 64					
331	H	Western Caro.	101 51	254	N	UC Irvine	78 72					

Non-Div I Games: Newberry 75 46

Davidson

■ Loss, 
 ■ Non-Conf, S Site, 
 ■ Home 
 ■ Away 
 N Neutral



Average RPI Win:	<b>259</b>	WON-LOST	WINNING	LAST 10	STRENGTH OF	OPP. STRENGTH	TEAM	ADJ.	CONF.	ADJ CONF.
Average RPI Loss:	<b>51</b>	RECORD	PCT. RANK	GAMES	SCHEDULE	OF SCHEDULE	RPI	RPI	RPI	RPI
DIV. I ONLY	<b>7- 7</b>	<b>164</b>	<b>4-6</b>	<b>161</b>	<b>44</b>	<b>149</b>	<b>149</b>	<b>12</b>	<b>12</b>	
DIV. I NON-CONF.	<b>7- 7</b>	<b>163</b>	<b>4-6</b>	<b>157</b>	<b>40</b>	<b>153</b>	<b>153</b>	<b>12</b>	<b>12</b>	
TOTALS	RPI 1-25	RPI 26-50	W-L RECORDS	RPI 51-100	RPI 101-150	RPI 150+				
7- 7	0- 3	0- 0	OVERALL	0- 2	0- 2	7- 0				
3- 2	0- 2	0- 0	HOME	0- 0	0- 0	3- 0				
2- 2	0- 0	0- 0	AWAY	0- 2	0- 0	2- 0				
2- 3	0- 1	0- 0	NEUTRAL	0- 0	0- 2	2- 0				
7- 7	0- 3	0- 0	NON-CONFERENCE	0- 2	0- 2	7- 0				
3- 2	0- 2	0- 0	HOME	0- 0	0- 0	3- 0				
2- 2	0- 0	0- 0	AWAY	0- 2	0- 0	2- 0				
2- 3	0- 1	0- 0	NEUTRAL	0- 0	0- 2	2- 0				
0- 0	0- 0	0- 0	CONFERENCE	0- 0	0- 0	0- 0				
0- 0	0- 0	0- 0	HOME	0- 0	0- 0	0- 0				
0- 0	0- 0	0- 0	AWAY	0- 0	0- 0	0- 0				
0- 0	0- 0	0- 0	NEUTRAL	0- 0	0- 0	0- 0				

RPI	S	Opponent	Score	RPI	S	Opponent	Score	RPI	S	Opponent	Score	RPI	S	Opponent	Score	Team's RPI: 149
1	H	UConn	37 <b>75</b>					55	A	Central Mich.	80 <b>81</b>	104	N	Wake Forest	59 <b>78</b>	
7	H	South Carolina	49 <b>75</b>					71	A	Buffalo	59 <b>67</b>	110	N	Auburn	74 <b>76</b>	
8	N	Gonzaga	65 <b>76</b>									198	A	Northeastern	71 60	
												216	A	Toledo	60 42	
												225	N	East Carolina	94 68	
												257	N	Maine	78 49	
												271	H	Morehead St.	58 41	
												319	H	Lipscomb	82 60	
												330	H	Coppin St.	78 48	
LAST 10 Division I																
71	A	Buffalo	59 <b>67</b>	330	H	Coppin St.	78 48									
271	H	Morehead St.	58 41	225	N	East Carolina	94 68									
257	N	Maine	78 49	104	N	Wake Forest	59 <b>78</b>									
110	N	Auburn	74 <b>76</b>	1	H	UConn	37 <b>75</b>									
8	N	Gonzaga	65 <b>76</b>	55	A	Central Mich.	80 <b>81</b>									

Non-Div I Games:

Dayton

■ Loss, 
 ■ Non-Conf, 
 ■ S Site, 
 ■ H Home 
 ■ A Away 
 N Neutral

Average RPI Win:	127	WON-LOST	WINNING	LAST 10	STRENGTH OF	OPP. STRENGTH	TEAM	ADJ.	CONF.	ADJ CONF.
Average RPI Loss:	3	RECORD	PCT. RANK	GAMES	SCHEDULE	OF SCHEDULE	RPI	RPI	RPI	RPI
DIV. I ONLY	11- 2	28	9-1	18	10	11	11	6	6	
DIV. I NON-CONF.	10- 2	31	8-1	26	9	10	10	6	6	
TOTALS	RPI 1-25	RPI 26-50	W-L RECORDS	RPI 51-100	RPI 101-150	RPI 150+				
11- 2	2- 2	1- 0	OVERALL	2- 0	3- 0	3- 0				
7- 1	1- 1	1- 0	HOME	1- 0	1- 0	3- 0				
4- 1	1- 1	0- 0	AWAY	1- 0	2- 0	0- 0				
0- 0	0- 0	0- 0	NEUTRAL	0- 0	0- 0	0- 0				
10- 2	2- 2	0- 0	NON-CONFERENCE	2- 0	3- 0	3- 0				
6- 1	1- 1	0- 0	HOME	1- 0	1- 0	3- 0				
4- 1	1- 1	0- 0	AWAY	1- 0	2- 0	0- 0				
0- 0	0- 0	0- 0	NEUTRAL	0- 0	0- 0	0- 0				
1- 0	0- 0	1- 0	CONFERENCE	0- 0	0- 0	0- 0				
1- 0	0- 0	1- 0	HOME	0- 0	0- 0	0- 0				
0- 0	0- 0	0- 0	AWAY	0- 0	0- 0	0- 0				
0- 0	0- 0	0- 0	NEUTRAL	0- 0	0- 0	0- 0				

RPI	S	Opponent	Score	RPI	S	Opponent	Score	RPI	S	Opponent	Score	RPI	S	Opponent	Score
1	H	UConn	74 84	37	H	Marquette	89 71	73	H	Drexel	81 57	120	A	Loyola Chicago	83 76
4	A	Oregon St.	77 98					85	A	Notre Dame	105 94	130	H	Miami (OH)	98 79
13	A	Northwestern	70 68									150	A	Green Bay	76 65
24	H	Miami (FL)	89 83									232	H	Milwaukee	94 65
LAST 10 Division I															
295	H	Alabama St.	105 76	37	H	Marquette	89 71	120	A	Loyola Chicago	83 76	1	H	UConn	74 84
85	A	Notre Dame	105 94					24	H	Miami (FL)	89 83	239	H	Arkansas St.	109 64
150	A	Green Bay	76 65												
13	A	Northwestern	70 68												
232	H	Milwaukee	94 65												

Non-Div I Games:

DePaul

■ Loss, 
 ■ Non-Conf, S Site, 
 ■ Home 
 ■ Away 
 N Neutral

Delaware

Through Games Of Dec. 31, 2019

Average RPI Win:	160	WON-LOST	WINNING	LAST 10	STRENGTH OF	OPP. STRENGTH	TEAM	ADJ.	CONF.	ADJ CONF.
Average RPI Loss:	130	RECORD	PCT. RANK	GAMES	SCHEDULE	OF SCHEDULE	RPI	RPI	RPI	RPI
DIV. I ONLY	4- 7	231	4-6	169	61	193	193	16	16	
DIV. I NON-CONF.	4- 7	225	4-6	167	60	188	188	16	16	
TOTALS	RPI 1-25	RPI 26-50	W-L RECORDS	RPI 51-100	RPI 101-150	RPI 150+				
4- 7	0- 0	0- 1	OVERALL	0- 2	1- 1	3- 3				
1- 3	0- 0	0- 0	HOME	0- 0	0- 1	1- 2				
2- 4	0- 0	0- 1	AWAY	0- 2	0- 0	2- 1				
1- 0	0- 0	0- 0	NEUTRAL	0- 0	1- 0	0- 0				
4- 7	0- 0	0- 1	NON-CONFERENCE	0- 2	1- 1	3- 3				
1- 3	0- 0	0- 0	HOME	0- 0	0- 1	1- 2				
2- 4	0- 0	0- 1	AWAY	0- 2	0- 0	2- 1				
1- 0	0- 0	0- 0	NEUTRAL	0- 0	1- 0	0- 0				
0- 0	0- 0	0- 0	CONFERENCE	0- 0	0- 0	0- 0				
0- 0	0- 0	0- 0	HOME	0- 0	0- 0	0- 0				
0- 0	0- 0	0- 0	AWAY	0- 0	0- 0	0- 0				
0- 0	0- 0	0- 0	NEUTRAL	0- 0	0- 0	0- 0				

RPI S	Opponent	Score	RPI S	Opponent	Score	RPI S	Opponent	Score	RPI S	Opponent	Score	Team's RPI: 193
26	A Maryland	55 99	53	A Charlotte	57 61	106	N Santa Clara	81 80	107	H George Washington	49 63	
			57	A UCF	49 75	159	A Robert Morris	73 62	170	H George Mason	63 44	
						182	A Gardner-Webb	65 67	203	A Cal St. Fullerton	72 55	
						231	H Delaware St.	64 67	257	H Maine	56 69	
LAST 10 Division I												
159	A Robert Morris	73 62	170	H George Mason	63 44							
107	H George Washington	49 63	53	A Charlotte	57 61							
106	N Santa Clara	81 80	182	A Gardner-Webb	65 67							
203	A Cal St. Fullerton	72 55	26	A Maryland	55 99							
57	A UCF	49 75	231	H Delaware St.	64 67							

Non-Div I Games:

Delaware

Loss, Non-Conf, S Site, H Home A Away N Neutral

Average RPI Win:	267	WON-LOST	WINNING	LAST 10	STRENGTH OF	OPP. STRENGTH	TEAM	ADJ.	CONF.	ADJ CONF.
Average RPI Loss:	129	RECORD	PCT. RANK	GAMES	SCHEDULE	OF SCHEDULE	RPI	RPI	RPI	RPI
DIV. I ONLY	2- 9	303	2-8	24	342	231	231	30	30	
DIV. I NON-CONF.	2- 9	304	2-8	25	344	232	232	30	30	
TOTALS	RPI 1-25	RPI 26-50	W-L RECORDS	RPI 51-100	RPI 101-150	RPI 150+				
2- 9	0- 0	0- 1	OVERALL	0- 2	0- 4	2- 2				
1- 6	0- 0	0- 0	HOME	0- 1	0- 4	1- 1				
1- 3	0- 0	0- 1	AWAY	0- 1	0- 0	1- 1				
0- 0	0- 0	0- 0	NEUTRAL	0- 0	0- 0	0- 0				
2- 9	0- 0	0- 1	NON-CONFERENCE	0- 2	0- 4	2- 2				
1- 6	0- 0	0- 0	HOME	0- 1	0- 4	1- 1				
1- 3	0- 0	0- 1	AWAY	0- 1	0- 0	1- 1				
0- 0	0- 0	0- 0	NEUTRAL	0- 0	0- 0	0- 0				
0- 0	0- 0	0- 0	CONFERENCE	0- 0	0- 0	0- 0				
0- 0	0- 0	0- 0	HOME	0- 0	0- 0	0- 0				
0- 0	0- 0	0- 0	AWAY	0- 0	0- 0	0- 0				
0- 0	0- 0	0- 0	NEUTRAL	0- 0	0- 0	0- 0				

RPI S	Opponent	Score	RPI S	Opponent	Score	RPI S	Opponent	Score	RPI S	Opponent	Score	Team's RPI: 231
36	A James Madison	64 83	79	H Lehigh	38 68	113	H Rider	69 71	117	H Binghamton	66 75	
			98	A Boston College	69 109	136	H William & Mary	52 73	144	H Cornell	51 77	
						187	H Cleveland St.	49 57	193	A Delaware	67 64	
						249	A Longwood	62 78	249	A Longwood	62 78	
						341	H Saint Peter's	89 66	341	H Saint Peter's	89 66	
LAST 10 Division I												
249	A Longwood	62 78	113	H Rider	69 71							
341	H Saint Peter's	89 66	98	A Boston College	69 109							
187	H Cleveland St.	49 57	36	A James Madison	64 83							
136	H William & Mary	52 73	117	H Binghamton	66 75							
144	H Cornell	51 77	193	A Delaware	67 64							

Non-Div I Games: Post 67 41 Georgian Court 69 48

Delaware St.

Average RPI Win: 220		WON-LOST	WINNING	LAST 10	STRENGTH OF	OPP. STRENGTH	TEAM	ADJ.	CONF.	ADJ CONF.
Average RPI Loss: 177		RECORD	PCT. RANK	GAMES	SCHEDULE	OF SCHEDULE	RPI	RPI	RPI	RPI
DIV. I ONLY		6- 7	189	5-5	261	213	269	269	17	17
DIV. I NON-CONF.		5- 7	205	4-5	224	224	271	271	17	17
TOTALS	RPI 1-25	RPI 26-50		W-L RECORDS		RPI 51-100	RPI 101-150	RPI 150+		
6- 7	0- 0	0- 1		OVERALL		0- 0	2- 2	4- 4		
6- 2	0- 0	0- 0		HOME		0- 0	2- 0	4- 2		
0- 3	0- 0	0- 1		AWAY		0- 0	0- 1	0- 1		
0- 2	0- 0	0- 0		NEUTRAL		0- 0	0- 1	0- 1		
5- 7	0- 0	0- 1		NON-CONFERENCE		0- 0	2- 2	3- 4		
5- 2	0- 0	0- 0		HOME		0- 0	2- 0	3- 2		
0- 3	0- 0	0- 1		AWAY		0- 0	0- 1	0- 1		
0- 2	0- 0	0- 0		NEUTRAL		0- 0	0- 1	0- 1		
1- 0	0- 0	0- 0		CONFERENCE		0- 0	0- 0	1- 0		
1- 0	0- 0	0- 0		HOME		0- 0	0- 0	1- 0		
0- 0	0- 0	0- 0		AWAY		0- 0	0- 0	0- 0		
0- 0	0- 0	0- 0		NEUTRAL		0- 0	0- 0	0- 0		

RPI 1-25				RPI 26-50				RPI 51-100				RPI 101+				Team's RPI: 269	
RPI	S	Opponent	Score	RPI	S	Opponent	Score	RPI	S	Opponent	Score	RPI	S	Opponent	Score		
				35	A	Colorado	70 96					132	N	Akron	72 88		
												135	H	Southern Utah	81 73		
												143	A	Lamar University	59 71		
												146	H	Northern Colo.	74 55		
												173	H	Wyoming	71 57		
												175	N	Western Mich.	70 79		
												192	H	Alabama A&M	83 86		
												245	A	UMKC	79 83		
												254	H	UC Irvine	83 75		
												291	H	North Dakota St.	91 82		
												316	H	New Mexico St.	75 78		
												321	H	Cal Poly	96 66		
LAST 10 Division I																	
				135	H	Southern Utah	81 73	291	H	North Dakota St.	91 82						
				35	A	Colorado	70 96	175	N	Western Mich.	70 79						
				143	A	Lamar University	59 71	132	N	Akron	72 88						
				146	H	Northern Colo.	74 55	254	H	UC Irvine	83 75						
				192	H	Alabama A&M	83 86	321	H	Cal Poly	96 66						

Non-Div I Games:	Colo. Christian	89	49
------------------	-----------------	----	----

Denver

Loss, Non-Conf, S Site, H Home A Away N Neutral

Detroit Mercy

Through Games Of Dec. 31, 2019

Average RPI Win:	0	WON-LOST	WINNING	LAST 10	STRENGTH OF	OPP. STRENGTH	TEAM	ADJ.	CONF.	ADJ CONF.
Average RPI Loss:	182	RECORD	PCT. RANK	GAMES	SCHEDULE	OF SCHEDULE	RPI	RPI	RPI	RPI
DIV. I ONLY	0- 12	339	0-10	187	298	332	332	18	18	
DIV. I NON-CONF.	0- 11	338	0-9	155	264	327	327	18	18	
TOTALS	RPI 1-25	RPI 26-50	W-L RECORDS	RPI 51-100	RPI 101-150	RPI 150+				
0- 12	0- 0	0- 0	OVERALL	0- 1	0- 3	0- 8				
0- 6	0- 0	0- 0	HOME	0- 0	0- 3	0- 3				
0- 4	0- 0	0- 0	AWAY	0- 1	0- 0	0- 3				
0- 2	0- 0	0- 0	NEUTRAL	0- 0	0- 0	0- 2				
0- 11	0- 0	0- 0	NON-CONFERENCE	0- 1	0- 3	0- 7				
0- 5	0- 0	0- 0	HOME	0- 0	0- 3	0- 2				
0- 4	0- 0	0- 0	AWAY	0- 1	0- 0	0- 3				
0- 2	0- 0	0- 0	NEUTRAL	0- 0	0- 0	0- 2				
0- 1	0- 0	0- 0	CONFERENCE	0- 0	0- 0	0- 1				
0- 1	0- 0	0- 0	HOME	0- 0	0- 0	0- 1				
0- 0	0- 0	0- 0	AWAY	0- 0	0- 0	0- 0				
0- 0	0- 0	0- 0	NEUTRAL	0- 0	0- 0	0- 0				

RPI 1-25			RPI 26-50			RPI 51-100			RPI 101+			Team's RPI: 332
RPI	S	Opponent	Score	RPI	S	Opponent	Score	RPI	S	Opponent	Score	
						89 A Michigan St.	52 110	120 H Loyola Chicago		60 89		
								132 H Akron		60 81		
								145 H Valparaiso		58 77		
								151 A Butler		60 82		
								170 A George Mason		62 75		
								175 A Western Mich.		67 82		
								197 H Eastern Mich.		70 84		
								216 H Toledo		64 82		
								221 N Tennessee Tech		47 69		
								284 H Oakland		57 71		
								286 N Sacred Heart		60 66		
LAST 10 Division I												
145 H		Valparaiso	58 77	284 H		Oakland	57 71					
221 N		Tennessee Tech	47 69	197 H		Eastern Mich.	70 84					
286 N		Sacred Heart	60 66	216 H		Toledo	64 82					
132 H		Akron	60 81	170 A		George Mason	62 75					
175 A		Western Mich.	67 82	151 A		Butler	60 82					

Non-Div I Games:

Detroit Mercy

Loss, Non-Conf, S Site, H Home A Away N Neutral

## Drake

Through Games Of Dec. 31, 2019

Average RPI Win:	143	WON-LOST	WINNING	LAST 10	STRENGTH OF	OPP. STRENGTH	TEAM	ADJ.	CONF.	ADJ CONF.
Average RPI Loss:	24	RECORD	PCT. RANK	GAMES	SCHEDULE	OF SCHEDULE	RPI	RPI	RPI	RPI
DIV. I ONLY	7- 4	100	6-4	31	11	30	30	7	7	
DIV. I NON-CONF.	7- 4	100	6-4	31	10	28	28	7	7	
TOTALS	RPI 1-25	RPI 26-50	W-L RECORDS	RPI 51-100	RPI 101-150	RPI 150+				
7- 4	1- 2	0- 2	OVERALL	0- 0	3- 0	3- 0				
4- 0	1- 0	0- 0	HOME	0- 0	2- 0	1- 0				
1- 3	0- 1	0- 2	AWAY	0- 0	0- 0	1- 0				
2- 1	0- 1	0- 0	NEUTRAL	0- 0	1- 0	1- 0				
7- 4	1- 2	0- 2	NON-CONFERENCE	0- 0	3- 0	3- 0				
4- 0	1- 0	0- 0	HOME	0- 0	2- 0	1- 0				
1- 3	0- 1	0- 2	AWAY	0- 0	0- 0	1- 0				
2- 1	0- 1	0- 0	NEUTRAL	0- 0	1- 0	1- 0				
0- 0	0- 0	0- 0	CONFERENCE	0- 0	0- 0	0- 0				
0- 0	0- 0	0- 0	HOME	0- 0	0- 0	0- 0				
0- 0	0- 0	0- 0	AWAY	0- 0	0- 0	0- 0				
0- 0	0- 0	0- 0	NEUTRAL	0- 0	0- 0	0- 0				

RPI 1-25				RPI 26-50				Team's RPI: 30	RPI 51-100				RPI 101+			
RPI	S	Opponent	Score	RPI	S	Opponent	Score		RPI	S	Opponent	Score	RPI	S	Opponent	Score
14	H	Creighton	63 53	27	A	South Dakota	94 102						103	H	South Dakota St.	74 67
14	N	Purdue	47 67	38	A	Oklahoma	84 93						110	N	Auburn	83 82
16	A	Iowa	67 79										121	H	Iowa St.	86 81
													167	A	Northern Ill.	73 49
													229	H	Western Ill.	94 75
													257	N	Maine	94 62
LAST 10 Division I																
		110 N Auburn	83 82			167 A Northern Ill.	73 49									
		257 N Maine	94 62			16 A Iowa	67 79									
		14 N Purdue	47 67			38 A Oklahoma	84 93									
		229 H Western Ill.	94 75			27 A South Dakota	94 102									
		14 H Creighton	63 53			121 H Iowa St.	86 81									

Non-Div I Games: Waldorf 103 18

Drake

■ Loss, 
 ■ Non-Conf, S Site, 
 ■ Home 
 ■ Away 
 N Neutral

Average RPI Win:	154	WON-LOST	WINNING	LAST 10	STRENGTH OF	OPP. STRENGTH	TEAM	ADJ.	CONF.	ADJ CONF.
Average RPI Loss:	65	RECORD	PCT. RANK	GAMES	SCHEDULE	OF SCHEDULE	RPI	RPI	RPI	RPI
DIV. I ONLY	7- 5	128	5-5	52	107	73	73	16	16	
DIV. I NON-CONF.	7- 5	130	5-5	51	106	75	75	16	16	
TOTALS	RPI 1-25	RPI 26-50	W-L RECORDS	RPI 51-100	RPI 101-150	RPI 150+				
7- 5	0- 1	0- 0	OVERALL	2- 4	2- 0	3- 0				
5- 1	0- 0	0- 0	HOME	2- 1	1- 0	2- 0				
2- 3	0- 1	0- 0	AWAY	0- 2	1- 0	1- 0				
0- 1	0- 0	0- 0	NEUTRAL	0- 1	0- 0	0- 0				
7- 5	0- 1	0- 0	NON-CONFERENCE	2- 4	2- 0	3- 0				
5- 1	0- 0	0- 0	HOME	2- 1	1- 0	2- 0				
2- 3	0- 1	0- 0	AWAY	0- 2	1- 0	1- 0				
0- 1	0- 0	0- 0	NEUTRAL	0- 1	0- 0	0- 0				
0- 0	0- 0	0- 0	CONFERENCE	0- 0	0- 0	0- 0				
0- 0	0- 0	0- 0	HOME	0- 0	0- 0	0- 0				
0- 0	0- 0	0- 0	AWAY	0- 0	0- 0	0- 0				
0- 0	0- 0	0- 0	NEUTRAL	0- 0	0- 0	0- 0				

RPI 1-25				RPI 26-50				RPI 51-100 Team's RPI: 73				RPI 101+			
RPI	S	Opponent	Score	RPI	S	Opponent	Score	RPI	S	Opponent	Score	RPI	S	Opponent	Score
11	A	DePaul	57 81					71	N	Buffalo	59 63	133	A	Saint Joseph's	62 52
								78	A	Penn	49 53	142	H	Davidson	74 63
								82	H	Pacific	51 58	180	A	Quinnipiac	66 62
								83	H	Richmond	58 52	189	H	La Salle	69 31
								84	A	Bucknell	49 60	257	H	Maine	70 57
								95	H	Villanova	54 52				
LAST 10 Division I															
				84	A	Bucknell	49 60	257	H	Maine	70 57				
				95	H	Villanova	54 52	78	A	Penn	49 53				
				133	A	Saint Joseph's	62 52	189	H	La Salle	69 31				
				71	N	Buffalo	59 63	82	H	Pacific	51 58				
				83	H	Richmond	58 52	11	A	DePaul	57 81				

Non-Div I Games:

Drexel

■ Loss, 
 ■ Non-Conf, 
 ■ S Site, 
 ■ H Home 
 ■ A Away 
 N Neutral



Average RPI Win:	168	WON-LOST	WINNING	LAST 10	STRENGTH OF	OPP. STRENGTH	TEAM	ADJ.	CONF.	ADJ CONF.
Average RPI Loss:	28	RECORD	PCT. RANK	GAMES	SCHEDULE	OF SCHEDULE	RPI	RPI	RPI	RPI
DIV. I ONLY	7- 5	128	6-4	4	170	31	31	3	3	
DIV. I NON-CONF.	6- 5	150	5-4	2	195	32	32	3	3	
TOTALS	RPI 1-25	RPI 26-50	W-L RECORDS	RPI 51-100	RPI 101-150	RPI 150+				
7- 5	0- 3	0- 1	OVERALL	3- 1	1- 0	3- 0				
6- 1	0- 1	0- 0	HOME	3- 0	1- 0	2- 0				
1- 4	0- 2	0- 1	AWAY	0- 1	0- 0	1- 0				
0- 0	0- 0	0- 0	NEUTRAL	0- 0	0- 0	0- 0				
6- 5	0- 3	0- 1	NON-CONFERENCE	2- 1	1- 0	3- 0				
5- 1	0- 1	0- 0	HOME	2- 0	1- 0	2- 0				
1- 4	0- 2	0- 1	AWAY	0- 1	0- 0	1- 0				
0- 0	0- 0	0- 0	NEUTRAL	0- 0	0- 0	0- 0				
1- 0	0- 0	0- 0	CONFERENCE	1- 0	0- 0	0- 0				
1- 0	0- 0	0- 0	HOME	1- 0	0- 0	0- 0				
0- 0	0- 0	0- 0	AWAY	0- 0	0- 0	0- 0				
0- 0	0- 0	0- 0	NEUTRAL	0- 0	0- 0	0- 0				

RPI 1-25				RPI 26-50				Team's RPI: 31	RPI 51-100				RPI 101+			
RPI	S	Opponent	Score	RPI	S	Opponent	Score		RPI	S	Opponent	Score	RPI	S	Opponent	Score
7	A	South Carolina	46 89	29	A	FGCU	56 78		56	H	Troy	99 85	142	H	Davidson	82 52
12	A	Texas A&M	58 79						78	H	Penn	66 50	241	H	Idaho St.	85 66
13	H	Northwestern	42 63						81	A	Nebraska	79 83	255	A	UNLV	57 45
									98	H	Boston College	85 73	309	H	High Point	93 57
LAST 10 Division I																
81	A	Nebraska	79 83	29	A	FGCU	56 78		7	A	South Carolina	46 89				
78	H	Penn	66 50						98	H	Boston College	85 73				
142	H	Davidson	82 52						13	H	Northwestern	42 63				
56	H	Troy	99 85						255	A	UNLV	57 45				
241	H	Idaho St.	85 66													

Non-Div I Games:

Duke








































Average RPI Win:	218	WON-LOST	WINNING	LAST 10	STRENGTH OF	OPP. STRENGTH	TEAM	ADJ.	CONF.	ADJ CONF.
Average RPI Loss:	61	RECORD	PCT. RANK	GAMES	SCHEDULE	OF SCHEDULE	RPI	RPI	RPI	RPI
DIV. I ONLY	10- 3	55	9-1	276	73	88	88	12	12	
DIV. I NON-CONF.	10- 3	60	9-1	280	71	91	91	12	12	
TOTALS	RPI 1-25	RPI 26-50	W-L RECORDS	RPI 51-100	RPI 101-150	RPI 150+				
10- 3	0- 0	0- 1	OVERALL	0- 2	2- 0	8- 0				
4- 1	0- 0	0- 0	HOME	0- 1	0- 0	4- 0				
6- 2	0- 0	0- 1	AWAY	0- 1	2- 0	4- 0				
0- 0	0- 0	0- 0	NEUTRAL	0- 0	0- 0	0- 0				
10- 3	0- 0	0- 1	NON-CONFERENCE	0- 2	2- 0	8- 0				
4- 1	0- 0	0- 0	HOME	0- 1	0- 0	4- 0				
6- 2	0- 0	0- 1	AWAY	0- 1	2- 0	4- 0				
0- 0	0- 0	0- 0	NEUTRAL	0- 0	0- 0	0- 0				
0- 0	0- 0	0- 0	CONFERENCE	0- 0	0- 0	0- 0				
0- 0	0- 0	0- 0	HOME	0- 0	0- 0	0- 0				
0- 0	0- 0	0- 0	AWAY	0- 0	0- 0	0- 0				
0- 0	0- 0	0- 0	NEUTRAL	0- 0	0- 0	0- 0				

RPI S	Opponent	Score	RPI S	Opponent	Score	RPI S	Opponent	Score	RPI S	Opponent	Score
			39 A	Oklahoma St.	41 84	68 A	Temple	72 85	132 A	Akron	88 63
						77 H	Kent St.	75 77	144 A	Cornell	72 62
									183 A	Iona	76 74
									191 H	Kennesaw St.	75 72
									211 H	Saint Francis (PA)	72 69
									216 H	Toledo	79 74
									228 A	Manhattan	76 65
									268 A	Pittsburgh	81 62
									278 A	Lafayette	73 65
									329 H	Central Conn. St.	72 33
LAST 10 Division I											
144 A	Cornell	72 62	39 A	Oklahoma St.	41 84	191 H	Kennesaw St.	75 72			
216 H	Toledo	79 74				211 H	Saint Francis (PA)	72 69			
132 A	Akron	88 63				278 A	Lafayette	73 65			
329 H	Central Conn. St.	72 33				183 A	Iona	76 74			
268 A	Pittsburgh	81 62									

Non-Div I Games:





Duquesne

Average RPI Win: <b>188</b>	WON-LOST	WINNING	LAST 10	STRENGTH OF	OPP. STRENGTH	TEAM	ADJ.	CONF.	ADJ CONF.
Average RPI Loss: <b>159</b>	RECORD	PCT. RANK	GAMES	SCHEDULE	OF SCHEDULE	RPI	RPI	RPI	RPI
DIV. I ONLY	<b>4- 9</b>	<b>251</b>	<b>3-7</b>	<b>129</b>	<b>307</b>	<b>240</b>	<b>240</b>	<b>21</b>	<b>21</b>
DIV. I NON-CONF.	<b>4- 9</b>	<b>250</b>	<b>3-7</b>	<b>121</b>	<b>307</b>	<b>240</b>	<b>240</b>	<b>21</b>	<b>21</b>
TOTALS	RPI 1-25	RPI 26-50	W-L RECORDS	RPI 51-100	RPI 101-150	RPI 150+			
4- 9	0- 0	0- 1	OVERALL	0- 2	2- 2	2- 4			
2- 5	0- 0	0- 0	HOME	0- 0	1- 2	1- 3			
2- 4	0- 0	0- 1	AWAY	0- 2	1- 0	1- 1			
0- 0	0- 0	0- 0	NEUTRAL	0- 0	0- 0	0- 0			
4- 9	0- 0	0- 1	NON-CONFERENCE	0- 2	2- 2	2- 4			
2- 5	0- 0	0- 0	HOME	0- 0	1- 2	1- 3			
2- 4	0- 0	0- 1	AWAY	0- 2	1- 0	1- 1			
0- 0	0- 0	0- 0	NEUTRAL	0- 0	0- 0	0- 0			
0- 0	0- 0	0- 0	CONFERENCE	0- 0	0- 0	0- 0			
0- 0	0- 0	0- 0	HOME	0- 0	0- 0	0- 0			
0- 0	0- 0	0- 0	AWAY	0- 0	0- 0	0- 0			
0- 0	0- 0	0- 0	NEUTRAL	0- 0	0- 0	0- 0			

RPI S	Opponent	Score	RPI S	Opponent	Score	RPI S	Opponent	Score	RPI S	Opponent	Score	Team's RPI: 240
			32 	Georgia Tech	48  <b>87</b>	56 	Troy	61  <b>79</b>	104 	Wake Forest	67 60	
						63 	N.C. A&T	69  <b>80</b>	109 	Liberty	63 62	
									122 	Tennessee	68  <b>72</b>	
									142 	Davidson	60  <b>75</b>	
									187 	Cleveland St.	54  <b>62</b>	
									258 	Radford	43  <b>67</b>	
									259 	South Alabama	65 60	
									263 	UNC Asheville	54  <b>72</b>	
									279 	Appalachian St.	67 61	
									309 	High Point	62  <b>80</b>	
LAST 10 Division I												
			187 	Cleveland St.	54  <b>62</b>	259 	South Alabama	65 60				
			104 	Wake Forest	67 60	32 	Georgia Tech	48  <b>87</b>				
			142 	Davidson	60  <b>75</b>	56 	Troy	61  <b>79</b>				
			279 	Appalachian St.	67 61	258 	Radford	43  <b>67</b>				
			263 	UNC Asheville	54  <b>72</b>	63 	N.C. A&T	69  <b>80</b>				

Non-Div I Games: Converse 73 35

ETSU

 Loss, 
  Non-Conf, 
  S Site, 
  H Home 
  A Away 
 N Neutral

# East Carolina

Through Games Of Dec. 31, 2019

Average RPI Win:	284	WON-LOST	WINNING	LAST 10	STRENGTH OF	OPP. STRENGTH	TEAM	ADJ.	CONF.	ADJ CONF.
Average RPI Loss:	106	RECORD	PCT. RANK	GAMES	SCHEDULE	OF SCHEDULE	RPI	RPI	RPI	RPI
DIV. I ONLY	3- 10	281	2-8	67	176	225	225	9	9	
DIV. I NON-CONF.	3- 10	282	2-8	70	178	228	228	9	9	
TOTALS	RPI 1-25	RPI 26-50	W-L RECORDS	RPI 51-100	RPI 101-150	RPI 150+				
3- 10	0- 1	0- 0	OVERALL	0- 3	0- 4	3- 2				
2- 4	0- 0	0- 0	HOME	0- 2	0- 1	2- 1				
1- 4	0- 0	0- 0	AWAY	0- 1	0- 2	1- 1				
0- 2	0- 1	0- 0	NEUTRAL	0- 0	0- 1	0- 0				
3- 10	0- 1	0- 0	NON-CONFERENCE	0- 3	0- 4	3- 2				
2- 4	0- 0	0- 0	HOME	0- 2	0- 1	2- 1				
1- 4	0- 0	0- 0	AWAY	0- 1	0- 2	1- 1				
0- 2	0- 1	0- 0	NEUTRAL	0- 0	0- 1	0- 0				
0- 0	0- 0	0- 0	CONFERENCE	0- 0	0- 0	0- 0				
0- 0	0- 0	0- 0	HOME	0- 0	0- 0	0- 0				
0- 0	0- 0	0- 0	AWAY	0- 0	0- 0	0- 0				
0- 0	0- 0	0- 0	NEUTRAL	0- 0	0- 0	0- 0				

RPI 1-25				RPI 26-50				RPI 51-100				RPI 101+ Team's RPI: 225			
RPI	S	Opponent	Score	RPI	S	Opponent	Score	RPI	S	Opponent	Score	RPI	S	Opponent	Score
13	N	Northwestern	45 64					53	H	Charlotte	47 59	104	A	Wake Forest	53 76
								59	H	Middle Tenn.	66 68	109	A	Liberty	66 81
								61	A	Georgia	50 67	136	H	William & Mary	68 78
												149	N	Dayton	68 94
												168	H	Howard	51 67
												205	A	VCU	40 53
												249	A	Longwood	64 61
												294	H	UMES	57 42
												310	H	USC Upstate	69 48
LAST 10 Division I															
168	H	Howard	51 67	61	A	Georgia	50 67								
109	A	Liberty	66 81	149	N	Dayton	68 94								
104	A	Wake Forest	53 76	13	N	Northwestern	45 64								
249	A	Longwood	64 61	205	A	VCU	40 53								
294	H	UMES	57 42	53	H	Charlotte	47 59								

Non-Div I Games:

East Carolina

Loss, Non-Conf, S Site, H Home A Away N Neutral

Average RPI Win:	297	WON-LOST	WINNING	LAST 10	STRENGTH OF	OPP. STRENGTH	TEAM	ADJ.	CONF.	ADJ CONF.
Average RPI Loss:	163	RECORD	PCT. RANK	GAMES	SCHEDULE	OF SCHEDULE	RPI	RPI	RPI	RPI
DIV. I ONLY	5- 5	164	5-5	335	228	282	282	19	19	
DIV. I NON-CONF.	5- 5	163	5-5	335	232	286	286	20	20	
TOTALS	RPI 1-25	RPI 26-50	W-L RECORDS	RPI 51-100	RPI 101-150	RPI 150+				
5- 5	0- 0	0- 0	OVERALL	0- 1	0- 2	5- 2				
1- 3	0- 0	0- 0	HOME	0- 0	0- 2	1- 1				
3- 2	0- 0	0- 0	AWAY	0- 1	0- 0	3- 1				
1- 0	0- 0	0- 0	NEUTRAL	0- 0	0- 0	1- 0				
5- 5	0- 0	0- 0	NON-CONFERENCE	0- 1	0- 2	5- 2				
1- 3	0- 0	0- 0	HOME	0- 0	0- 2	1- 1				
3- 2	0- 0	0- 0	AWAY	0- 1	0- 0	3- 1				
1- 0	0- 0	0- 0	NEUTRAL	0- 0	0- 0	1- 0				
0- 0	0- 0	0- 0	CONFERENCE	0- 0	0- 0	0- 0				
0- 0	0- 0	0- 0	HOME	0- 0	0- 0	0- 0				
0- 0	0- 0	0- 0	AWAY	0- 0	0- 0	0- 0				
0- 0	0- 0	0- 0	NEUTRAL	0- 0	0- 0	0- 0				

RPI 1-25			RPI 26-50			RPI 51-100			RPI 101+			Team's RPI: 282
RPI	S	Opponent	Score	RPI	S	Opponent	Score	RPI	S	Opponent	Score	
						96 A Wisconsin	55 63	120 H Loyola Chicago		51 67		
								145 H Valparaiso		66 78		
								167 A Northern Ill.		48 61		
								229 N Western Ill.		60 52		
								283 H Omaha		65 52		
								289 H Indiana St.		57 59		
								315 A UIC		80 45		
								319 A Lipscomb		66 56		
								337 A Evansville		90 44		
LAST 10 Division I												
283 H Omaha		65 52	145 H Valparaiso		66 78							
319 A Lipscomb		66 56	229 N Western Ill.		60 52							
96 A Wisconsin		55 63	167 A Northern Ill.		48 61							
337 A Evansville		90 44	120 H Loyola Chicago		51 67							
315 A UIC		80 45	289 H Indiana St.		57 59							

Non-Div I Games: Lindenwood (MO) 88 66

Eastern Ill.

Average RPI Win: 232		WON-LOST	WINNING	LAST 10	STRENGTH OF	OPP. STRENGTH	TEAM	ADJ.	CONF.	ADJ CONF.
Average RPI Loss: 109		RECORD	PCT. RANK	GAMES	SCHEDULE	OF SCHEDULE	RPI	RPI	RPI	RPI
DIV. I ONLY		5- 5	164	5-5	238	132	177	177	19	19
DIV. I NON-CONF.		5- 5	163	5-5	243	133	176	176	20	20
TOTALS		RPI 1-25	RPI 26-50	W-L RECORDS	RPI 51-100	RPI 101-150	RPI 150+			
5- 5	0- 0		0- 1	OVERALL	0- 1	1- 1	4- 2			
2- 2	0- 0		0- 0	HOME	0- 0	0- 1	2- 1			
3- 3	0- 0		0- 1	AWAY	0- 1	1- 0	2- 1			
0- 0	0- 0		0- 0	NEUTRAL	0- 0	0- 0	0- 0			
5- 5	0- 0		0- 1	NON-CONFERENCE	0- 1	1- 1	4- 2			
2- 2	0- 0		0- 0	HOME	0- 0	0- 1	2- 1			
3- 3	0- 0		0- 1	AWAY	0- 1	1- 0	2- 1			
0- 0	0- 0		0- 0	NEUTRAL	0- 0	0- 0	0- 0			
0- 0	0- 0		0- 0	CONFERENCE	0- 0	0- 0	0- 0			
0- 0	0- 0		0- 0	HOME	0- 0	0- 0	0- 0			
0- 0	0- 0		0- 0	AWAY	0- 0	0- 0	0- 0			
0- 0	0- 0		0- 0	NEUTRAL	0- 0	0- 0	0- 0			

RPI 1-25				RPI 26-50				RPI 51-100				RPI 101+				Team's RPI: 177	
RPI	S	Opponent	Score	RPI	S	Opponent	Score	RPI	S	Opponent	Score	RPI	S	Opponent	Score		
				49	A	IUPUI	42 72					130	H	Miami (OH)	57 75		
												137	A	Memphis	63 60		
												151	A	Butler	41 73		
												155	H	Youngstown St.	63 72		
												226	H	Chattanooga	71 65		
												236	H	Northern Ky.	69 62		
												243	A	Xavier	56 55		
												317	A	Mercer	61 60		
LAST 10 Division I																	
				155	H	Youngstown St.	63 72	49	A	IUPUI	42 72						
				226	H	Chattanooga	71 65	58	A	Vanderbilt	69 75						
				317	A	Mercer	61 60	243	A	Xavier	56 55						
				130	H	Miami (OH)	57 75	137	A	Memphis	63 60						
				151	A	Butler	41 73	236	H	Northern Ky.	69 62						

Non-Div I Games:	Alice Lloyd	102	65
------------------	-------------	-----	----

Eastern Ky.

■ Loss, ■ Non-Conf, S Site, H Home A Away N Neutral

Average RPI Win:	281	WON-LOST	WINNING	LAST 10	STRENGTH OF	OPP. STRENGTH	TEAM	ADJ.	CONF.	ADJ CONF.
Average RPI Loss:	104	RECORD	PCT. RANK	GAMES	SCHEDULE	OF SCHEDULE	RPI	RPI	RPI	RPI
DIV. I ONLY	4- 6	216	4-6	159	268	197	197	10	10	
DIV. I NON-CONF.	4- 6	212	4-6	156	267	193	193	10	10	
TOTALS	RPI 1-25	RPI 26-50	W-L RECORDS	RPI 51-100	RPI 101-150	RPI 150+				
4- 6	0- 0	0- 1	OVERALL	0- 2	0- 2	4- 1				
2- 2	0- 0	0- 1	HOME	0- 1	0- 0	2- 0				
2- 4	0- 0	0- 0	AWAY	0- 1	0- 2	2- 1				
0- 0	0- 0	0- 0	NEUTRAL	0- 0	0- 0	0- 0				
4- 6	0- 0	0- 1	NON-CONFERENCE	0- 2	0- 2	4- 1				
2- 2	0- 0	0- 1	HOME	0- 1	0- 0	2- 0				
2- 4	0- 0	0- 0	AWAY	0- 1	0- 2	2- 1				
0- 0	0- 0	0- 0	NEUTRAL	0- 0	0- 0	0- 0				
0- 0	0- 0	0- 0	CONFERENCE	0- 0	0- 0	0- 0				
0- 0	0- 0	0- 0	HOME	0- 0	0- 0	0- 0				
0- 0	0- 0	0- 0	AWAY	0- 0	0- 0	0- 0				
0- 0	0- 0	0- 0	NEUTRAL	0- 0	0- 0	0- 0				

RPI 1-25				RPI 26-50				RPI 51-100				RPI 101+				Team's RPI: 197
RPI	S	Opponent	Score	RPI	S	Opponent	Score	RPI	S	Opponent	Score	RPI	S	Opponent	Score	
				44	H	Michigan	38 57	76	H	Southern Ill.	54 85	117	A	Binghamton	67 78	
								89	A	Michigan St.	50 85	140	A	Wichita St.	52 63	
												153	H	Southeast Mo. St.	69 64	
												155	A	Youngstown St.	77 79	
												315	A	UIC	68 59	
												323	H	Purdue Fort Wayne	64 40	
												332	A	Detroit Mercy	84 70	
LAST 10 Division I																
				140	A	Wichita St.	52 63	332	A	Detroit Mercy	84 70					
				117	A	Binghamton	67 78	315	A	UIC	68 59					
				44	H	Michigan	38 57	323	H	Purdue Fort Wayne	64 40					
				76	H	Southern Ill.	54 85	155	A	Youngstown St.	77 79					
				153	H	Southeast Mo. St.	69 64	89	A	Michigan St.	50 85					

Non-Div I Games: Olivet 95 38

Eastern Mich.

■ Loss, 
 ■ Non-Conf, 
 ■ S Site, 
 ■ H Home 
 ■ A Away 
 N Neutral

Average RPI Win:	301	WON-LOST	WINNING	LAST 10	STRENGTH OF	OPP. STRENGTH	TEAM	ADJ.	CONF.	ADJ CONF.
Average RPI Loss:	151	RECORD	PCT. RANK	GAMES	SCHEDULE	OF SCHEDULE	RPI	RPI	RPI	RPI
DIV. I ONLY	1- 9	327	1-9	79	246	297	297	20	20	
DIV. I NON-CONF.	0- 8	338	0-8	17	231	259	259	19	19	
TOTALS	RPI 1-25	RPI 26-50	W-L RECORDS	RPI 51-100	RPI 101-150	RPI 150+				
1- 9	0- 2	0- 0	OVERALL	0- 1	0- 1	1- 5				
1- 3	0- 0	0- 0	HOME	0- 1	0- 0	1- 2				
0- 5	0- 2	0- 0	AWAY	0- 0	0- 0	0- 3				
0- 1	0- 0	0- 0	NEUTRAL	0- 0	0- 1	0- 0				
0- 8	0- 2	0- 0	NON-CONFERENCE	0- 1	0- 1	0- 4				
0- 2	0- 0	0- 0	HOME	0- 1	0- 0	0- 1				
0- 5	0- 2	0- 0	AWAY	0- 0	0- 0	0- 3				
0- 1	0- 0	0- 0	NEUTRAL	0- 0	0- 1	0- 0				
1- 1	0- 0	0- 0	CONFERENCE	0- 0	0- 0	1- 1				
1- 1	0- 0	0- 0	HOME	0- 0	0- 0	1- 1				
0- 0	0- 0	0- 0	AWAY	0- 0	0- 0	0- 0				
0- 0	0- 0	0- 0	NEUTRAL	0- 0	0- 0	0- 0				

RPI 1-25				RPI 26-50				RPI 51-100				RPI 101+ Team's RPI: 297			
RPI	S	Opponent	Score	RPI	S	Opponent	Score	RPI	S	Opponent	Score	RPI	S	Opponent	Score
5	A	Stanford	27 92					74	H	Boise St.	61 63	105	N	Bradley	46 66
8	A	Gonzaga	44 84									186	A	Utah	49 87
												222	A	San Jose St.	66 84
												241	H	Idaho St.	47 67
												245	A	UMKC	55 66
												270	H	Pepperdine	52 53
												301	H	Weber St.	63 53
LAST 10 Division I															
245	A	UMKC	55 66	241	H	Idaho St.	47 67								
74	H	Boise St.	61 63	301	H	Weber St.	63 53								
270	H	Pepperdine	52 53	105	N	Bradley	46 66								
8	A	Gonzaga	44 84	222	A	San Jose St.	66 84								
186	A	Utah	49 87	5	A	Stanford	27 92								

Non-Div I Games: Northwest Chrst. 81 62

Eastern Wash.

Loss, 
Non-Conf, S Site, 
H Home
A Away 
N Neutral



Average RPI Win:	239	WON-LOST	WINNING	LAST 10	STRENGTH OF	OPP. STRENGTH	TEAM	ADJ.	CONF.	ADJ CONF.
Average RPI Loss:	88	RECORD	PCT. RANK	GAMES	SCHEDULE	OF SCHEDULE	RPI	RPI	RPI	RPI
DIV. I ONLY	4- 6	216	4-6	55	224	129	129	16	16	
DIV. I NON-CONF.	4- 6	212	4-6	55	227	133	133	16	16	
TOTALS	RPI 1-25	RPI 26-50	W-L RECORDS	RPI 51-100	RPI 101-150	RPI 150+				
4- 6	0- 1	0- 1	OVERALL	1- 1	0- 2	3- 1				
2- 1	0- 0	0- 0	HOME	0- 0	0- 1	2- 0				
2- 3	0- 1	0- 0	AWAY	1- 1	0- 1	1- 0				
0- 2	0- 0	0- 1	NEUTRAL	0- 0	0- 0	0- 1				
4- 6	0- 1	0- 1	NON-CONFERENCE	1- 1	0- 2	3- 1				
2- 1	0- 0	0- 0	HOME	0- 0	0- 1	2- 0				
2- 3	0- 1	0- 0	AWAY	1- 1	0- 1	1- 0				
0- 2	0- 0	0- 1	NEUTRAL	0- 0	0- 0	0- 1				
0- 0	0- 0	0- 0	CONFERENCE	0- 0	0- 0	0- 0				
0- 0	0- 0	0- 0	HOME	0- 0	0- 0	0- 0				
0- 0	0- 0	0- 0	AWAY	0- 0	0- 0	0- 0				
0- 0	0- 0	0- 0	NEUTRAL	0- 0	0- 0	0- 0				

RPI 1-25				RPI 26-50				RPI 51-100				RPI 101+ Team's RPI: 129			
RPI	S	Opponent	Score	RPI	S	Opponent	Score	RPI	S	Opponent	Score	RPI	S	Opponent	Score
20	A	NC State	49 62	49	N	IUPUI	53 59	72	A	Marist	55 63	104	H	Wake Forest	57 69
								91	A	Furman	87 76	124	A	North Carolina	46 76
												160	N	Coastal Caro.	65 76
												255	A	UNLV	50 44
												279	H	Appalachian St.	67 66
												331	H	Western Caro.	68 24
LAST 10 Division I															
49	N	IUPUI	53 59	91	A	Furman	87 76								
255	A	UNLV	50 44	160	N	Coastal Caro.	65 76								
104	H	Wake Forest	57 69	20	A	NC State	49 62								
124	A	North Carolina	46 76	279	H	Appalachian St.	67 66								
72	A	Marist	55 63	331	H	Western Caro.	68 24								

Non-Div I Games: Newberry 73 53

Elon

Evansville

Through Games Of Dec. 31, 2019

Average RPI Win:	334	WON-LOST	WINNING	LAST 10	STRENGTH OF	OPP. STRENGTH	TEAM	ADJ.	CONF.	ADJ CONF.
Average RPI Loss:	197	RECORD	PCT. RANK	GAMES	SCHEDULE	OF SCHEDULE	RPI	RPI	RPI	RPI
DIV. I ONLY	2- 8	295	2-8	299	333	337	337	7	7	
DIV. I NON-CONF.	2- 8	295	2-8	300	335	338	338	7	7	
TOTALS	RPI 1-25	RPI 26-50	W-L RECORDS	RPI 51-100	RPI 101-150	RPI 150+				
2- 8	0- 0	0- 0	OVERALL	0- 1	0- 2	2- 5				
2- 2	0- 0	0- 0	HOME	0- 0	0- 0	2- 2				
0- 6	0- 0	0- 0	AWAY	0- 1	0- 2	0- 3				
0- 0	0- 0	0- 0	NEUTRAL	0- 0	0- 0	0- 0				
2- 8	0- 0	0- 0	NON-CONFERENCE	0- 1	0- 2	2- 5				
2- 2	0- 0	0- 0	HOME	0- 0	0- 0	2- 2				
0- 6	0- 0	0- 0	AWAY	0- 1	0- 2	0- 3				
0- 0	0- 0	0- 0	NEUTRAL	0- 0	0- 0	0- 0				
0- 0	0- 0	0- 0	CONFERENCE	0- 0	0- 0	0- 0				
0- 0	0- 0	0- 0	HOME	0- 0	0- 0	0- 0				
0- 0	0- 0	0- 0	AWAY	0- 0	0- 0	0- 0				
0- 0	0- 0	0- 0	NEUTRAL	0- 0	0- 0	0- 0				

RPI 1-25				RPI 26-50				RPI 51-100				RPI 101+				Team's RPI: 337	
RPI	S	Opponent	Score	RPI	S	Opponent	Score	RPI	S	Opponent	Score	RPI	S	Opponent	Score		
								62	A	Austin Peay	64	80	130	A	Miami (OH)	64	72
												131	A	Illinois	44	59	
												153	A	Southeast Mo. St.	60	83	
												188	H	Murray St.	59	61	
												282	H	Eastern Ill.	44	90	
												305	A	SIUE	74	85	
												323	A	Purdue Fort Wayne	64	67	
												325	H	Marshall	66	62	
												342	H	Chicago St.	76	42	
LAST 10 Division I																	
323	A	Purdue Fort Wayne	64	67	130	A	Miami (OH)	64	72								
188	H	Murray St.	59	61	342	H	Chicago St.	76	42								
325	H	Marshall	66	62	131	A	Illinois	44	59								
62	A	Austin Peay	64	80	305	A	SIUE	74	85								
282	H	Eastern Ill.	44	90	153	A	Southeast Mo. St.	60	83								

Non-Div I Games: Brescia 77 61

Evansville

Loss, Non-Conf, S Site, H Home A Away N Neutral

Average RPI Win:	144	WON-LOST	WINNING	LAST 10	STRENGTH OF	OPP. STRENGTH	TEAM	ADJ.	CONF.	ADJ CONF.
Average RPI Loss:	29	RECORD	PCT. RANK	GAMES	SCHEDULE	OF SCHEDULE	RPI	RPI	RPI	RPI
DIV. I ONLY	10- 2	33	8-2	109	20	29	29	15	15	
DIV. I NON-CONF.	10- 2	31	8-2	106	20	27	27	15	15	
TOTALS	RPI 1-25	RPI 26-50	W-L RECORDS	RPI 51-100	RPI 101-150	RPI 150+				
10- 2	0- 1	1- 1	OVERALL	3- 0	3- 0	3- 0				
3- 1	0- 0	1- 1	HOME	1- 0	0- 0	1- 0				
3- 1	0- 1	0- 0	AWAY	1- 0	1- 0	1- 0				
4- 0	0- 0	0- 0	NEUTRAL	1- 0	2- 0	1- 0				
10- 2	0- 1	1- 1	NON-CONFERENCE	3- 0	3- 0	3- 0				
3- 1	0- 0	1- 1	HOME	1- 0	0- 0	1- 0				
3- 1	0- 1	0- 0	AWAY	1- 0	1- 0	1- 0				
4- 0	0- 0	0- 0	NEUTRAL	1- 0	2- 0	1- 0				
0- 0	0- 0	0- 0	CONFERENCE	0- 0	0- 0	0- 0				
0- 0	0- 0	0- 0	HOME	0- 0	0- 0	0- 0				
0- 0	0- 0	0- 0	AWAY	0- 0	0- 0	0- 0				
0- 0	0- 0	0- 0	NEUTRAL	0- 0	0- 0	0- 0				

RPI 1-25				RPI 26-50				Team's RPI: 29				RPI 51-100				RPI 101+			
RPI	S	Opponent	Score	RPI	S	Opponent	Score	RPI	S	Opponent	Score	RPI	S	Opponent	Score	RPI	S	Opponent	Score
17	A	Princeton	53 67	31	H	Duke	78 56	57	H	UCF	72 50	103	N	South Dakota St.	71 70				
				40	H	LSU	63 74	68	A	Temple	93 67	115	A	Houston	57 45				
								85	N	Notre Dame	69 60	128	N	South Fla.	81 77				
												211	N	Saint Francis (PA)	97 64				
												313	A	FIU	100 54				
												329	H	Central Conn. St.	94 60				
LAST 10 Division I																			
				329	H	Central Conn. St.	94 60	31	H	Duke	78 56								
				115	A	Houston	57 45	68	A	Temple	93 67								
				103	N	South Dakota St.	71 70	40	H	LSU	63 74								
				128	N	South Fla.	81 77	211	N	Saint Francis (PA)	97 64								
				85	N	Notre Dame	69 60	17	A	Princeton	53 67								

Non-Div I Games: Webber Int'l 99 48 Fla. Memorial 91 47 Johnson & Wales (FL89 56

FGCU

Loss, Non-Conf, S Site, H Home A Away N Neutral

Average RPI Win:	309	WON-LOST	WINNING	LAST 10	STRENGTH OF	OPP. STRENGTH	TEAM	ADJ.	CONF.	ADJ CONF.
Average RPI Loss:	164	RECORD	PCT. RANK	GAMES	SCHEDULE	OF SCHEDULE	RPI	RPI	RPI	RPI
DIV. I ONLY	3- 8	266	3-7	271	289	313	313	14	14	
DIV. I NON-CONF.	3- 8	268	3-7	275	287	311	311	14	14	
TOTALS	RPI 1-25	RPI 26-50	W-L RECORDS	RPI 51-100	RPI 101-150	RPI 150+				
3- 8	0- 0	0- 1	OVERALL	0- 2	0- 0	3- 5				
1- 7	0- 0	0- 1	HOME	0- 2	0- 0	1- 4				
2- 1	0- 0	0- 0	AWAY	0- 0	0- 0	2- 1				
0- 0	0- 0	0- 0	NEUTRAL	0- 0	0- 0	0- 0				
3- 8	0- 0	0- 1	NON-CONFERENCE	0- 2	0- 0	3- 5				
1- 7	0- 0	0- 1	HOME	0- 2	0- 0	1- 4				
2- 1	0- 0	0- 0	AWAY	0- 0	0- 0	2- 1				
0- 0	0- 0	0- 0	NEUTRAL	0- 0	0- 0	0- 0				
0- 0	0- 0	0- 0	CONFERENCE	0- 0	0- 0	0- 0				
0- 0	0- 0	0- 0	HOME	0- 0	0- 0	0- 0				
0- 0	0- 0	0- 0	AWAY	0- 0	0- 0	0- 0				
0- 0	0- 0	0- 0	NEUTRAL	0- 0	0- 0	0- 0				

RPI S	Opponent	Score	RPI S	Opponent	Score	RPI S	Opponent	Score	RPI S	Opponent	Score	Team's RPI: 313
29	H FGCU	54 100	62	H Austin Peay	56 58	157	H Bethune-Cookman	60 65	200	A Jacksonville	52 77	
			69	H North Florida	49 64	236	H Northern Ky.	45 67	276	H Brown	57 72	
						284	H Oakland	49 58	299	H Grambling	56 55	
						311	A N.C. Central	59 58	318	A Georgia St.	70 63	
LAST 10 Division I												
200	A Jacksonville	52 77	276	H Brown	57 72							
311	A N.C. Central	59 58	62	H Austin Peay	56 58							
236	H Northern Ky.	45 67	299	H Grambling	56 55							
284	H Oakland	49 58	69	H North Florida	49 64							
157	H Bethune-Cookman	60 65	318	A Georgia St.	70 63							

Non-Div I Games:

FIU

## Fairfield

Through Games Of Dec. 31, 2019

Average RPI Win:	314	WON-LOST	WINNING	LAST 10	STRENGTH OF	OPP. STRENGTH	TEAM	ADJ.	CONF.	ADJ CONF.
Average RPI Loss:	140	RECORD	PCT. RANK	GAMES	SCHEDULE	OF SCHEDULE	RPI	RPI	RPI	RPI
DIV. I ONLY	3- 6	239	3-6	246	281	287	287	24	24	
DIV. I NON-CONF.	3- 6	235	3-6	250	278	291	291	23	23	
TOTALS	RPI 1-25	RPI 26-50	W-L RECORDS	RPI 51-100	RPI 101-150	RPI 150+				
3- 6	0- 0	0- 0	OVERALL	0- 3	0- 0	3- 3				
2- 2	0- 0	0- 0	HOME	0- 0	0- 0	2- 2				
1- 4	0- 0	0- 0	AWAY	0- 3	0- 0	1- 1				
0- 0	0- 0	0- 0	NEUTRAL	0- 0	0- 0	0- 0				
3- 6	0- 0	0- 0	NON-CONFERENCE	0- 3	0- 0	3- 3				
2- 2	0- 0	0- 0	HOME	0- 0	0- 0	2- 2				
1- 4	0- 0	0- 0	AWAY	0- 3	0- 0	1- 1				
0- 0	0- 0	0- 0	NEUTRAL	0- 0	0- 0	0- 0				
0- 0	0- 0	0- 0	CONFERENCE	0- 0	0- 0	0- 0				
0- 0	0- 0	0- 0	HOME	0- 0	0- 0	0- 0				
0- 0	0- 0	0- 0	AWAY	0- 0	0- 0	0- 0				
0- 0	0- 0	0- 0	NEUTRAL	0- 0	0- 0	0- 0				

RPI 1-25				RPI 26-50				RPI 51-100				RPI 101+				Team's RPI: 287	
RPI	S	Opponent	Score	RPI	S	Opponent	Score	RPI	S	Opponent	Score	RPI	S	Opponent	Score		
								51	A	St. John's (NY)	69	71	185	A	Rhode Island	41	74
								64	A	Seton Hall	44	74	195	H	Dartmouth	51	52
								68	A	Temple	59	77	267	H	Navy	66	52
													276	H	Brown	44	58
													328	H	Hofstra	73	64
													348	A	LIU Brooklyn	53	51
LAST 10 Division I																	
				267	H	Navy	66	52	276	H	Brown	44	58				
				185	A	Rhode Island	41	74	51	A	St. John's (NY)	69	71				
				195	H	Dartmouth	51	52	328	H	Hofstra	73	64				
				348	A	LIU Brooklyn	53	51	68	A	Temple	59	77				
				64	A	Seton Hall	44	74									

Non-Div I Games:

Fairfield

■ Loss, 
 ■ Non-Conf, 
 ■ S Site, 
 ■ H Home 
 ■ A Away 
 N Neutral

Average RPI Win:	306	WON-LOST	WINNING	LAST 10	STRENGTH OF	OPP. STRENGTH	TEAM	ADJ.	CONF.	ADJ CONF.
Average RPI Loss:	231	RECORD	PCT. RANK	GAMES	SCHEDULE	OF SCHEDULE	RPI	RPI	RPI	RPI
DIV. I ONLY	3- 8	266	3-7	339	305	335	335	31	31	
DIV. I NON-CONF.	3- 8	268	3-7	340	304	335	335	31	31	
TOTALS	RPI 1-25	RPI 26-50	W-L RECORDS	RPI 51-100	RPI 101-150	RPI 150+				
3- 8	0- 0	0- 0	OVERALL	0- 0	0- 1	3- 7				
1- 4	0- 0	0- 0	HOME	0- 0	0- 1	1- 3				
2- 4	0- 0	0- 0	AWAY	0- 0	0- 0	2- 4				
0- 0	0- 0	0- 0	NEUTRAL	0- 0	0- 0	0- 0				
3- 8	0- 0	0- 0	NON-CONFERENCE	0- 0	0- 1	3- 7				
1- 4	0- 0	0- 0	HOME	0- 0	0- 1	1- 3				
2- 4	0- 0	0- 0	AWAY	0- 0	0- 0	2- 4				
0- 0	0- 0	0- 0	NEUTRAL	0- 0	0- 0	0- 0				
0- 0	0- 0	0- 0	CONFERENCE	0- 0	0- 0	0- 0				
0- 0	0- 0	0- 0	HOME	0- 0	0- 0	0- 0				
0- 0	0- 0	0- 0	AWAY	0- 0	0- 0	0- 0				
0- 0	0- 0	0- 0	NEUTRAL	0- 0	0- 0	0- 0				

RPI 1-25				RPI 26-50				RPI 51-100				RPI 101+				Team's RPI: 335	
RPI	S	Opponent	Score	RPI	S	Opponent	Score	RPI	S	Opponent	Score	RPI	S	Opponent	Score		
												117	H	Binghamton	48	60	
												168	A	Howard	56	64	
												228	H	Manhattan	61	62	
												261	A	UMass Lowell	56	61	
												262	H	Loyola Maryland	46	75	
												266	H	Army West Point	68	70	
												268	A	Pittsburgh	60	69	
												274	H	Siena	67	58	
												278	A	Lafayette	29	61	
												304	A	NJIT	68	59	
												341	A	Saint Peter's	77	71	
LAST 10 Division I																	
				168	A	Howard	56	64				261	A	UMass Lowell	56	61	
				266	H	Army West Point	68	70				341	A	Saint Peter's	77	71	
				117	H	Binghamton	48	60				274	H	Siena	67	58	
				268	A	Pittsburgh	60	69				304	A	NJIT	68	59	
				228	H	Manhattan	61	62				262	H	Loyola Maryland	46	75	

Non-Div I Games:

Fairleigh Dickinson

■ Loss, 
 ■ Non-Conf, 
 ■ S Site, 
 ■ H Home 
 ■ A Away 
 N Neutral

Average RPI Win:	235	WON-LOST	WINNING	LAST 10	STRENGTH OF	OPP. STRENGTH	TEAM	ADJ.	CONF.	ADJ CONF.
Average RPI Loss:	68	RECORD	PCT. RANK	GAMES	SCHEDULE	OF SCHEDULE	RPI	RPI	RPI	RPI
DIV. I ONLY	6- 5	148	6-4	183	112	166	166	14	14	
DIV. I NON-CONF.	6- 5	150	6-4	182	110	168	168	14	14	
TOTALS	RPI 1-25	RPI 26-50	W-L RECORDS	RPI 51-100	RPI 101-150	RPI 150+				
6- 5	0- 1	0- 1	OVERALL	0- 2	0- 1	6- 0				
4- 3	0- 0	0- 1	HOME	0- 1	0- 1	4- 0				
2- 2	0- 1	0- 0	AWAY	0- 1	0- 0	2- 0				
0- 0	0- 0	0- 0	NEUTRAL	0- 0	0- 0	0- 0				
6- 5	0- 1	0- 1	NON-CONFERENCE	0- 2	0- 1	6- 0				
4- 3	0- 0	0- 1	HOME	0- 1	0- 1	4- 0				
2- 2	0- 1	0- 0	AWAY	0- 1	0- 0	2- 0				
0- 0	0- 0	0- 0	NEUTRAL	0- 0	0- 0	0- 0				
0- 0	0- 0	0- 0	CONFERENCE	0- 0	0- 0	0- 0				
0- 0	0- 0	0- 0	HOME	0- 0	0- 0	0- 0				
0- 0	0- 0	0- 0	AWAY	0- 0	0- 0	0- 0				
0- 0	0- 0	0- 0	NEUTRAL	0- 0	0- 0	0- 0				

RPI 1-25				RPI 26-50				RPI 51-100				RPI 101+ Team's RPI: 166			
RPI	S	Opponent	Score	RPI	S	Opponent	Score	RPI	S	Opponent	Score	RPI	S	Opponent	Score
16	A	Iowa	53 85	41	H	Kansas	60 90	83	A	Richmond	55 57	108	H	Harvard	51 65
								91	H	Furman	63 69	169	A	Hampton	64 63
												175	A	Western Mich.	80 79
												199	H	Little Rock	79 72
												262	H	Loyola Maryland	72 61
												274	H	Siena	83 39
												329	H	Central Conn. St.	72 54
LAST 10 Division I															
262	H	Loyola Maryland	72 61	108	H	Harvard	51 65								
175	A	Western Mich.	80 79	91	H	Furman	63 69								
199	H	Little Rock	79 72	329	H	Central Conn. St.	72 54								
274	H	Siena	83 39	41	H	Kansas	60 90								
83	A	Richmond	55 57	169	A	Hampton	64 63								

Non-Div I Games:

Fla. Atlantic

Average RPI Win:	255	WON-LOST	WINNING	LAST 10	STRENGTH OF	OPP. STRENGTH	TEAM	ADJ.	CONF.	ADJ CONF.
Average RPI Loss:	40	RECORD	PCT. RANK	GAMES	SCHEDULE	OF SCHEDULE	RPI	RPI	RPI	RPI
DIV. I ONLY	9- 4	81	6-4	298	57	172	172	4	4	
DIV. I NON-CONF.	9- 4	84	6-4	297	56	173	173	4	4	
TOTALS	RPI 1-25	RPI 26-50	W-L RECORDS	RPI 51-100	RPI 101-150	RPI 150+				
9- 4	0- 2	0- 1	OVERALL	0- 0	1- 1	8- 0				
6- 2	0- 2	0- 0	HOME	0- 0	1- 0	5- 0				
2- 1	0- 0	0- 1	AWAY	0- 0	0- 0	2- 0				
1- 1	0- 0	0- 0	NEUTRAL	0- 0	0- 1	1- 0				
9- 4	0- 2	0- 1	NON-CONFERENCE	0- 0	1- 1	8- 0				
6- 2	0- 2	0- 0	HOME	0- 0	1- 0	5- 0				
2- 1	0- 0	0- 1	AWAY	0- 0	0- 0	2- 0				
1- 1	0- 0	0- 0	NEUTRAL	0- 0	0- 1	1- 0				
0- 0	0- 0	0- 0	CONFERENCE	0- 0	0- 0	0- 0				
0- 0	0- 0	0- 0	HOME	0- 0	0- 0	0- 0				
0- 0	0- 0	0- 0	AWAY	0- 0	0- 0	0- 0				
0- 0	0- 0	0- 0	NEUTRAL	0- 0	0- 0	0- 0				

RPI 1-25				RPI 26-50				RPI 51-100				RPI 101+ Team's RPI: 172			
RPI	S	Opponent	Score	RPI	S	Opponent	Score	RPI	S	Opponent	Score	RPI	S	Opponent	Score
6	H	Florida St.	55 66	41	A	Kansas	66 76					104	N	Wake Forest	68 73
9	H	Indiana	49 73									142	H	Davidson	55 50
												156	H	Samford	84 48
												238	A	Prairie View	51 44
												243	N	Xavier	67 64
												249	H	Longwood	71 54
												299	A	Grambling	72 65
												302	H	Presbyterian	60 46
												317	H	Mercer	71 50
												346	H	Florida A&M	84 40
LAST 10 Division I															
41	A	Kansas	66 76	142	H	Davidson	55 50								
238	A	Prairie View	51 44	104	N	Wake Forest	68 73								
346	H	Florida A&M	84 40	243	N	Xavier	67 64								
6	H	Florida St.	55 66	317	H	Mercer	71 50								
9	H	Indiana	49 73	302	H	Presbyterian	60 46								

Non-Div I Games:

Florida



Average RPI Win:	0	WON-LOST	WINNING	LAST 10	STRENGTH OF	OPP. STRENGTH	TEAM	ADJ.	CONF.	ADJ CONF.
Average RPI Loss:	233	RECORD	PCT. RANK	GAMES	SCHEDULE	OF SCHEDULE	RPI	RPI	RPI	RPI
DIV. I ONLY	0- 9	339	0-9	274	348	346	346	30	30	
DIV. I NON-CONF.	0- 9	338	0-9	277	348	346	346	30	30	
TOTALS	RPI 1-25	RPI 26-50	W-L RECORDS	RPI 51-100	RPI 101-150	RPI 150+				
0- 9	0- 0	0- 1	OVERALL	0- 0	0- 0	0- 8				
0- 2	0- 0	0- 0	HOME	0- 0	0- 0	0- 2				
0- 7	0- 0	0- 1	AWAY	0- 0	0- 0	0- 6				
0- 0	0- 0	0- 0	NEUTRAL	0- 0	0- 0	0- 0				
0- 9	0- 0	0- 1	NON-CONFERENCE	0- 0	0- 0	0- 8				
0- 2	0- 0	0- 0	HOME	0- 0	0- 0	0- 2				
0- 7	0- 0	0- 1	AWAY	0- 0	0- 0	0- 6				
0- 0	0- 0	0- 0	NEUTRAL	0- 0	0- 0	0- 0				
0- 0	0- 0	0- 0	CONFERENCE	0- 0	0- 0	0- 0				
0- 0	0- 0	0- 0	HOME	0- 0	0- 0	0- 0				
0- 0	0- 0	0- 0	AWAY	0- 0	0- 0	0- 0				
0- 0	0- 0	0- 0	NEUTRAL	0- 0	0- 0	0- 0				

RPI 1-25			RPI 26-50			RPI 51-100			RPI 101+			Team's RPI: 346
RPI	S	Opponent	Score	RPI	S	Opponent	Score	RPI	S	Opponent	Score	
				40	A	LSU	45 73					
								172	A	Florida	40 84	
								181	A	Texas Tech	60 98	
								192	H	Alabama A&M	53 77	
								200	H	Jacksonville	54 88	
								310	A	USC Upstate	61 74	
								320	A	Alcorn	42 58	
								336	A	Jacksonville St.	67 72	
								344	A	Mississippi Val.	70 71	
LAST 10 Division I												
344	A	Mississippi Val.	70 71	40	A	LSU	45 73					
172	A	Florida	40 84	192	H	Alabama A&M	53 77					
181	A	Texas Tech	60 98	200	H	Jacksonville	54 88					
336	A	Jacksonville St.	67 72	320	A	Alcorn	42 58					
310	A	USC Upstate	61 74									

Non-Div I Games: Johnson (FL) 102 40 Trinity Baptist 103 54

Florida A&M

Loss, Non-Conf, S Site, H Home A Away N Neutral

Average RPI Win:	130	WON-LOST	WINNING	LAST 10	STRENGTH OF	OPP. STRENGTH	TEAM	ADJ.	CONF.	ADJ CONF.
Average RPI Loss:	0	RECORD	PCT. RANK	GAMES	SCHEDULE	OF SCHEDULE	RPI	RPI	RPI	RPI
DIV. I ONLY	13- 0	1	10-0	42	75	6	6	3	3	
DIV. I NON-CONF.	11- 0	1	8-0	58	87	8	8	3	3	
TOTALS	RPI 1-25	RPI 26-50	W-L RECORDS	RPI 51-100	RPI 101-150	RPI 150+				
13- 0	1- 0	3- 0	OVERALL	3- 0	0- 0	6- 0				
7- 0	0- 0	1- 0	HOME	3- 0	0- 0	3- 0				
4- 0	0- 0	1- 0	AWAY	0- 0	0- 0	3- 0				
2- 0	1- 0	1- 0	NEUTRAL	0- 0	0- 0	0- 0				
11- 0	1- 0	2- 0	NON-CONFERENCE	3- 0	0- 0	5- 0				
6- 0	0- 0	0- 0	HOME	3- 0	0- 0	3- 0				
3- 0	0- 0	1- 0	AWAY	0- 0	0- 0	2- 0				
2- 0	1- 0	1- 0	NEUTRAL	0- 0	0- 0	0- 0				
2- 0	0- 0	1- 0	CONFERENCE	0- 0	0- 0	1- 0				
1- 0	0- 0	1- 0	HOME	0- 0	0- 0	0- 0				
1- 0	0- 0	0- 0	AWAY	0- 0	0- 0	1- 0				
0- 0	0- 0	0- 0	NEUTRAL	0- 0	0- 0	0- 0				

RPI 1-25				Team's RPI: 6		RPI 26-50				RPI 51-100				RPI 101+			
RPI	S	Opponent	Score	RPI	S	Opponent	Score	RPI	S	Opponent	Score	RPI	S	Opponent	Score		
12	N	Texas A&M	80 58	28	H	Virginia Tech	86 62	51	H	St. John's (NY)	74 70	156	H	Samford	88 59		
				40	A	LSU	70 62	69	H	North Florida	70 41	171	A	Clemson	81 64		
				44	N	Michigan	79 69	89	H	Michigan St.	78 68	172	A	Florida	66 55		
												200	H	Jacksonville	75 41		
												315	A	UIC	86 42		
												340	H	Charleston So.	88 36		
LAST 10 Division I																	
				89	H	Michigan St.	78 68	28	H	Virginia Tech	86 62						
				12	N	Texas A&M	80 58	44	N	Michigan	79 69						
				172	A	Florida	66 55	69	H	North Florida	70 41						
				315	A	UIC	86 42	51	H	St. John's (NY)	74 70						
				156	H	Samford	88 59	171	A	Clemson	81 64						

Non-Div I Games:

Florida St.

Loss, Non-Conf, S Site, H Home A Away N Neutral

Average RPI Win:	161	WON-LOST	WINNING	LAST 10	STRENGTH OF	OPP. STRENGTH	TEAM	ADJ.	CONF.	ADJ CONF.
Average RPI Loss:	116	RECORD	PCT. RANK	GAMES	SCHEDULE	OF SCHEDULE	RPI	RPI	RPI	RPI
DIV. I ONLY	8- 5	112	8-2	195	47	127	127	12	12	
DIV. I NON-CONF.	8- 5	117	8-2	192	41	129	129	12	12	
TOTALS	RPI 1-25	RPI 26-50	W-L RECORDS	RPI 51-100	RPI 101-150	RPI 150+				
8- 5	0- 0	0- 1	OVERALL	2- 2	1- 1	5- 1				
5- 2	0- 0	0- 0	HOME	0- 2	1- 0	4- 0				
2- 2	0- 0	0- 0	AWAY	1- 0	0- 1	1- 1				
1- 1	0- 0	0- 1	NEUTRAL	1- 0	0- 0	0- 0				
8- 5	0- 0	0- 1	NON-CONFERENCE	2- 2	1- 1	5- 1				
5- 2	0- 0	0- 0	HOME	0- 2	1- 0	4- 0				
2- 2	0- 0	0- 0	AWAY	1- 0	0- 1	1- 1				
1- 1	0- 0	0- 1	NEUTRAL	1- 0	0- 0	0- 0				
0- 0	0- 0	0- 0	CONFERENCE	0- 0	0- 0	0- 0				
0- 0	0- 0	0- 0	HOME	0- 0	0- 0	0- 0				
0- 0	0- 0	0- 0	AWAY	0- 0	0- 0	0- 0				
0- 0	0- 0	0- 0	NEUTRAL	0- 0	0- 0	0- 0				

RPI 1-25				RPI 26-50				RPI 51-100				RPI 101+				Team's RPI: 127	
RPI	S	Opponent	Score	RPI	S	Opponent	Score	RPI	S	Opponent	Score	RPI	S	Opponent	Score		
				43	N	Arkansas	59 71	53	A	Charlotte	76 51	115	H	Houston	63 54		
								79	N	Lehigh	59 57	148	A	Columbia	51 70		
								85	H	Notre Dame	55 60	156	H	Samford	68 37		
								95	H	Villanova	66 73	198	H	Northeastern	74 58		
												209	A	Penn St.	59 72		
												213	H	Georgetown	67 54		
												228	A	Manhattan	51 45		
												248	H	Southern U.	65 52		
LAST 10 Division I																	
				79	N	Lehigh	59 57	115	H	Houston	63 54						
				43	N	Arkansas	59 71	156	H	Samford	68 37						
				53	A	Charlotte	76 51	248	H	Southern U.	65 52						
				198	H	Northeastern	74 58	213	H	Georgetown	67 54						
				95	H	Villanova	66 73	228	A	Manhattan	51 45						

Non-Div I Games:

Fordham

  Loss, 
  Non-Conf, 
  S Site, 
  H Home 
  A Away 
N Neutral

Average RPI Win:	243	WON-LOST	WINNING	LAST 10	STRENGTH OF	OPP. STRENGTH	TEAM	ADJ.	CONF.	ADJ CONF.
Average RPI Loss:	106	RECORD	PCT. RANK	GAMES	SCHEDULE	OF SCHEDULE	RPI	RPI	RPI	RPI
DIV. I ONLY	7- 4	100	6-4	280	133	154	154	23	23	
DIV. I NON-CONF.	5- 4	139	4-4	267	128	174	174	25	25	
TOTALS	RPI 1-25	RPI 26-50	W-L RECORDS	RPI 51-100	RPI 101-150	RPI 150+				
7- 4	0- 0	0- 1	OVERALL	0- 1	0- 1	7- 1				
3- 1	0- 0	0- 0	HOME	0- 1	0- 0	3- 0				
3- 2	0- 0	0- 0	AWAY	0- 0	0- 1	3- 1				
1- 1	0- 0	0- 1	NEUTRAL	0- 0	0- 0	1- 0				
5- 4	0- 0	0- 1	NON-CONFERENCE	0- 1	0- 1	5- 1				
2- 1	0- 0	0- 0	HOME	0- 1	0- 0	2- 0				
2- 2	0- 0	0- 0	AWAY	0- 0	0- 1	2- 1				
1- 1	0- 0	0- 1	NEUTRAL	0- 0	0- 0	1- 0				
2- 0	0- 0	0- 0	CONFERENCE	0- 0	0- 0	2- 0				
1- 0	0- 0	0- 0	HOME	0- 0	0- 0	1- 0				
1- 0	0- 0	0- 0	AWAY	0- 0	0- 0	1- 0				
0- 0	0- 0	0- 0	NEUTRAL	0- 0	0- 0	0- 0				

RPI 1-25			RPI 26-50			RPI 51-100			RPI 101+			Team's RPI: 154
RPI	S	Opponent	Score	RPI	S	Opponent	Score	RPI	S	Opponent	Score	
				48	N	Yale	67 87	97	H	BYU	65 71	106 A Santa Clara 66 90
										162 A Montana 76 63		
										174 A Portland 64 75		
										213 N Georgetown 82 69		
										235 H Utah St. 76 64		
										242 H UC Davis 73 65		
										255 A UNLV 72 66		
										272 H Northern Ariz. 83 66		
										321 A Cal Poly 79 52		
LAST 10 Division I												
272	H	Northern Ariz.	83 66	106	A	Santa Clara	66 90					
97	H	BYU	65 71	235	H	Utah St.	76 64					
174	A	Portland	64 75	255	A	UNLV	72 66					
162	A	Montana	76 63	213	N	Georgetown	82 69					
242	H	UC Davis	73 65	48	N	Yale	67 87					

Non-Div I Games: La Verne 111 56 UC Merced 92 26

Fresno St.

Average RPI Win:	190	WON-LOST	WINNING	LAST 10	STRENGTH OF	OPP. STRENGTH	TEAM	ADJ.	CONF.	ADJ CONF.
Average RPI Loss:	96	RECORD	PCT. RANK	GAMES	SCHEDULE	OF SCHEDULE	RPI	RPI	RPI	RPI
DIV. I ONLY	7- 5	128	6-4	157	81	91	91	21	21	
DIV. I NON-CONF.	7- 5	130	6-4	152	78	92	92	21	21	
TOTALS	RPI 1-25	RPI 26-50	W-L RECORDS	RPI 51-100	RPI 101-150	RPI 150+				
7- 5	0- 0	0- 0	OVERALL	1- 3	1- 1	5- 1				
3- 1	0- 0	0- 0	HOME	0- 0	0- 1	3- 0				
3- 4	0- 0	0- 0	AWAY	1- 3	0- 0	2- 1				
1- 0	0- 0	0- 0	NEUTRAL	0- 0	1- 0	0- 0				
7- 5	0- 0	0- 0	NON-CONFERENCE	1- 3	1- 1	5- 1				
3- 1	0- 0	0- 0	HOME	0- 0	0- 1	3- 0				
3- 4	0- 0	0- 0	AWAY	1- 3	0- 0	2- 1				
1- 0	0- 0	0- 0	NEUTRAL	0- 0	1- 0	0- 0				
0- 0	0- 0	0- 0	CONFERENCE	0- 0	0- 0	0- 0				
0- 0	0- 0	0- 0	HOME	0- 0	0- 0	0- 0				
0- 0	0- 0	0- 0	AWAY	0- 0	0- 0	0- 0				
0- 0	0- 0	0- 0	NEUTRAL	0- 0	0- 0	0- 0				

RPI 1-25				RPI 26-50				RPI 51-100				Team's RPI: 91	RPI 101+			
RPI	S	Opponent	Score	RPI	S	Opponent	Score	RPI	S	Opponent	Score		RPI	S	Opponent	Score

Non-Div I Games: North Greenville 88 51

Furman

Average RPI Win: 271				WON-LOST		WINNING		LAST 10		STRENGTH OF		OPP. STRENGTH		TEAM		ADJ.		CONF.		ADJ CONF.	
Average RPI Loss: 181				RECORD		PCT. RANK		GAMES		SCHEDULE		OF SCHEDULE		RPI		RPI		RPI		RPI	
DIV. I ONLY				3- 8		266		3-7		267		249		281		281		22		22	
DIV. I NON-CONF.				3- 8		268		3-7		271		252		285		285		22		22	
TOTALS				RPI 1-25		RPI 26-50		W-L RECORDS		RPI 51-100		RPI 101-150		RPI 150+							
3- 8				0- 0		0- 0		OVERALL		0- 2		0- 1		3- 5							
0- 2				0- 0		0- 0		HOME		0- 0		0- 1		0- 1							
2- 5				0- 0		0- 0		AWAY		0- 1		0- 0		2- 4							
1- 1				0- 0		0- 0		NEUTRAL		0- 1		0- 0		1- 0							
3- 8				0- 0		0- 0		NON-CONFERENCE		0- 2		0- 1		3- 5							
0- 2				0- 0		0- 0		HOME		0- 0		0- 1		0- 1							
2- 5				0- 0		0- 0		AWAY		0- 1		0- 0		2- 4							
1- 1				0- 0		0- 0		NEUTRAL		0- 1		0- 0		1- 0							
0- 0				0- 0		0- 0		CONFERENCE		0- 0		0- 0		0- 0							
0- 0				0- 0		0- 0		HOME		0- 0		0- 0		0- 0							
0- 0				0- 0		0- 0		AWAY		0- 0		0- 0		0- 0							
0- 0				0- 0		0- 0		NEUTRAL		0- 0		0- 0		0- 0							

RPI 1-25				RPI 26-50				RPI 51-100				RPI 101+				Team's RPI: 281
RPI	S	Opponent	Score	RPI	S	Opponent	Score	RPI	S	Opponent	Score	RPI	S	Opponent	Score	
								77	N	Kent St.	48 62	141	H	North Dakota	56 69	
								91	A	Furman	63 78	157	A	Bethune-Cookman	57 75	
												178	A	Tulane	40 56	
												191	H	Kennesaw St.	69 95	
												256	N	St. Francis Brooklyn	78 47	
												264	A	Wofford	70 57	
												293	A	Winthrop	91 47	
												296	A	Ole Miss	66 69	
												317	A	Mercer	52 62	
LAST 10 Division I																
				264	A	Wofford	70 57					178	A	Tulane	40 56	
				293	A	Winthrop	91 47					256	N	St. Francis Brooklyn	78 47	
				157	A	Bethune-Cookman	57 75					77	N	Kent St.	48 62	
				141	H	North Dakota	56 69					296	A	Ole Miss	66 69	
				191	H	Kennesaw St.	69 95					317	A	Mercer	52 62	

Non-Div I Games:

Ga. Southern

■ Loss, ■ Non-Conf, S Site, H Home A Away N Neutral

Average RPI Win:	287	WON-LOST	WINNING	LAST 10	STRENGTH OF	OPP. STRENGTH	TEAM	ADJ.	CONF.	ADJ CONF.
Average RPI Loss:	96	RECORD	PCT. RANK	GAMES	SCHEDULE	OF SCHEDULE	RPI	RPI	RPI	RPI
DIV. I ONLY	6- 5	148	6-4	292	162	182	182	29	29	
DIV. I NON-CONF.	5- 4	139	5-3	235	119	155	155	28	28	
TOTALS	RPI 1-25	RPI 26-50	W-L RECORDS	RPI 51-100	RPI 101-150	RPI 150+				
6- 5	0- 0	0- 1	OVERALL	0- 3	0- 0	6- 1				
3- 1	0- 0	0- 0	HOME	0- 1	0- 0	3- 0				
3- 4	0- 0	0- 1	AWAY	0- 2	0- 0	3- 1				
0- 0	0- 0	0- 0	NEUTRAL	0- 0	0- 0	0- 0				
5- 4	0- 0	0- 1	NON-CONFERENCE	0- 3	0- 0	5- 0				
3- 1	0- 0	0- 0	HOME	0- 1	0- 0	3- 0				
2- 3	0- 0	0- 1	AWAY	0- 2	0- 0	2- 0				
0- 0	0- 0	0- 0	NEUTRAL	0- 0	0- 0	0- 0				
1- 1	0- 0	0- 0	CONFERENCE	0- 0	0- 0	1- 1				
0- 0	0- 0	0- 0	HOME	0- 0	0- 0	0- 0				
1- 1	0- 0	0- 0	AWAY	0- 0	0- 0	1- 1				
0- 0	0- 0	0- 0	NEUTRAL	0- 0	0- 0	0- 0				

RPI 1-25				RPI 26-50				RPI 51-100				RPI 101+				Team's RPI: 182	
RPI	S	Opponent	Score	RPI	S	Opponent	Score	RPI	S	Opponent	Score	RPI	S	Opponent	Score		
				28	A	Virginia Tech	65 87	53	A	Charlotte	49 74	193	H	Delaware	67 65		
								61	A	Georgia	56 84	249	A	Longwood	70 80		
								91	H	Furman	67 72	264	H	Wofford	67 53		
												279	A	Appalachian St.	67 56		
												317	A	Mercer	65 62		
												331	H	Western Caro.	88 62		
												340	A	Charleston So.	79 52		
LAST 10 Division I																	
				28	A	Virginia Tech	65 87	340	A	Charleston So.	79 52						
				91	H	Furman	67 72	249	A	Longwood	70 80						
				331	H	Western Caro.	88 62	61	A	Georgia	56 84						
				279	A	Appalachian St.	67 56	317	A	Mercer	65 62						
				264	H	Wofford	67 53	193	H	Delaware	67 65						

Non-Div I Games:

Gardner-Webb

Average RPI Win: 258		WON-LOST	WINNING	LAST 10	STRENGTH OF	OPP. STRENGTH	TEAM	ADJ.	CONF.	ADJ CONF.
Average RPI Loss: 140		RECORD	PCT. RANK	GAMES	SCHEDULE	OF SCHEDULE	RPI	RPI	RPI	RPI
DIV. I ONLY		6- 7	189	4-6	123	313	170	170	12	12
DIV. I NON-CONF.		6- 7	182	4-6	117	313	172	172	12	12
TOTALS		RPI 1-25	RPI 26-50	W-L RECORDS	RPI 51-100	RPI 101-150	RPI 150+			
6- 7	0- 0		0- 1	OVERALL	0- 1	0- 1	6- 4			
2- 4	0- 0		0- 1	HOME	0- 1	0- 0	2- 2			
4- 2	0- 0		0- 0	AWAY	0- 0	0- 0	4- 2			
0- 1	0- 0		0- 0	NEUTRAL	0- 0	0- 1	0- 0			
6- 7	0- 0		0- 1	NON-CONFERENCE	0- 1	0- 1	6- 4			
2- 4	0- 0		0- 1	HOME	0- 1	0- 0	2- 2			
4- 2	0- 0		0- 0	AWAY	0- 0	0- 0	4- 2			
0- 1	0- 0		0- 0	NEUTRAL	0- 0	0- 1	0- 0			
0- 0	0- 0		0- 0	CONFERENCE	0- 0	0- 0	0- 0			
0- 0	0- 0		0- 0	HOME	0- 0	0- 0	0- 0			
0- 0	0- 0		0- 0	AWAY	0- 0	0- 0	0- 0			
0- 0	0- 0		0- 0	NEUTRAL	0- 0	0- 0	0- 0			

RPI 1-25				RPI 26-50				RPI 51-100				RPI 101+				Team's RPI: 170	
RPI	S	Opponent	Score	RPI	S	Opponent	Score	RPI	S	Opponent	Score	RPI	S	Opponent	Score		
				28	H	Virginia Tech	58 77	84	H	Bucknell	51 64	105	N	Bradley	59 61		
												160	A	Coastal Caro.	59 74		
												168	H	Howard	75 86		
												193	A	Delaware	44 63		
												204	H	American	73 55		
												209	A	Penn St.	78 68		
												237	A	SMU	59 58		
												245	H	UMKC	58 64		
												267	A	Navy	67 58		
												300	A	Col. of Charleston	72 61		
												332	H	Detroit Mercy	75 62		
EAST 10 Division I																	
				160	A	Coastal Caro.	59 74	237	A	SMU	59 58						
				105	N	Bradley	59 61	193	A	Delaware	44 63						
				245	H	UMKC	58 64	168	H	Howard	75 86						
				209	A	Penn St.	78 68	267	A	Navy	67 58						
				204	H	American	73 55	84	H	Bucknell	51 64						

Non-Div I Games:

George Mason

Loss, Non-Conf, S Site, H Home A Away N Neutral



Average RPI Win:	191	WON-LOST	WINNING	LAST 10	STRENGTH OF	OPP. STRENGTH	TEAM	ADJ.	CONF.	ADJ CONF.
Average RPI Loss:	79	RECORD	PCT. RANK	GAMES	SCHEDULE	OF SCHEDULE	RPI	RPI	RPI	RPI
DIV. I ONLY	6- 7	189	5-5	57	135	107	107	12	12	
DIV. I NON-CONF.	6- 7	182	5-5	61	138	104	104	12	12	
TOTALS	RPI 1-25	RPI 26-50	W-L RECORDS	RPI 51-100	RPI 101-150	RPI 150+				
6- 7	0- 1	0- 2	OVERALL	1- 2	1- 1	4- 1				
2- 4	0- 1	0- 1	HOME	0- 1	0- 1	2- 0				
4- 3	0- 0	0- 1	AWAY	1- 1	1- 0	2- 1				
0- 0	0- 0	0- 0	NEUTRAL	0- 0	0- 0	0- 0				
6- 7	0- 1	0- 2	NON-CONFERENCE	1- 2	1- 1	4- 1				
2- 4	0- 1	0- 1	HOME	0- 1	0- 1	2- 0				
4- 3	0- 0	0- 1	AWAY	1- 1	1- 0	2- 1				
0- 0	0- 0	0- 0	NEUTRAL	0- 0	0- 0	0- 0				
0- 0	0- 0	0- 0	CONFERENCE	0- 0	0- 0	0- 0				
0- 0	0- 0	0- 0	HOME	0- 0	0- 0	0- 0				
0- 0	0- 0	0- 0	AWAY	0- 0	0- 0	0- 0				
0- 0	0- 0	0- 0	NEUTRAL	0- 0	0- 0	0- 0				

RPI 1-25				RPI 26-50				RPI 51-100				RPI 101+ Team's RPI: 107			
RPI	S	Opponent	Score	RPI	S	Opponent	Score	RPI	S	Opponent	Score	RPI	S	Opponent	Score
17	H	Princeton	50 75	26	A	Maryland	54 88	54	H	Minnesota	50 83	136	H	William & Mary	51 63
				36	H	James Madison	50 69	79	A	Lehigh	53 59	137	A	Memphis	64 63
								95	A	Villanova	68 56	180	A	Quinnipiac	78 67
												193	A	Delaware	63 49
												204	A	American	53 66
												213	H	Georgetown	52 49
												330	H	Coppin St.	54 35
LAST 10 Division I															
193	A	Delaware	63 49	136	H	William & Mary	51 63								
330	H	Coppin St.	54 35	204	A	American	53 66								
213	H	Georgetown	52 49	36	H	James Madison	50 69								
26	A	Maryland	54 88	54	H	Minnesota	50 83								
137	A	Memphis	64 63	180	A	Quinnipiac	78 67								

Non-Div I Games:

George Washington

■ Loss, 
 ■ Non-Conf, S Site, 
 ■ Home 
 ■ Away 
 N Neutral

Average RPI Win:	235	WON-LOST	WINNING	LAST 10	STRENGTH OF	OPP. STRENGTH	TEAM	ADJ.	CONF.	ADJ CONF.
Average RPI Loss:	103	RECORD	PCT. RANK	GAMES	SCHEDULE	OF SCHEDULE	RPI	RPI	RPI	RPI
DIV. I ONLY	4- 9	251	3-7	140	158	213	213	6	6	
DIV. I NON-CONF.	3- 8	268	2-6	201	187	236	236	6	6	
TOTALS	RPI 1-25	RPI 26-50	W-L RECORDS	RPI 51-100	RPI 101-150	RPI 150+				
4- 9	0- 1	0- 1	OVERALL	0- 1	1- 5	3- 1				
1- 4	0- 1	0- 1	HOME	0- 1	1- 1	0- 0				
3- 4	0- 0	0- 0	AWAY	0- 0	0- 4	3- 0				
0- 1	0- 0	0- 0	NEUTRAL	0- 0	0- 0	0- 1				
3- 8	0- 0	0- 1	NON-CONFERENCE	0- 1	0- 5	3- 1				
0- 3	0- 0	0- 1	HOME	0- 1	0- 1	0- 0				
3- 4	0- 0	0- 0	AWAY	0- 0	0- 4	3- 0				
0- 1	0- 0	0- 0	NEUTRAL	0- 0	0- 0	0- 1				
1- 1	0- 1	0- 0	CONFERENCE	0- 0	1- 0	0- 0				
1- 1	0- 1	0- 0	HOME	0- 0	1- 0	0- 0				
0- 0	0- 0	0- 0	AWAY	0- 0	0- 0	0- 0				
0- 0	0- 0	0- 0	NEUTRAL	0- 0	0- 0	0- 0				

RPI 1-25				RPI 26-50				RPI 51-100				RPI 101+ Team's RPI: 213			
RPI	S	Opponent	Score	RPI	S	Opponent	Score	RPI	S	Opponent	Score	RPI	S	Opponent	Score
14	H	Creighton	56 65	36	H	James Madison	59 66	83	H	Richmond	49 51	102	H	Providence	62 53
												107	A	George Washington	49 52
												113	H	Rider	64 65
												127	A	Fordham	54 67
												142	A	Davidson	52 66
												148	A	Columbia	49 54
												154	N	Fresno St.	69 82
												268	A	Pittsburgh	66 56
												277	A	LMU (CA)	64 53
												294	A	UMES	57 39
LAST 10 Division I															
148	A	Columbia	49 54	102	H	Providence	62 53								
154	N	Fresno St.	69 82	14	H	Creighton	56 65								
277	A	LMU (CA)	64 53	294	A	UMES	57 39								
107	A	George Washington	49 52	113	H	Rider	64 65								
36	H	James Madison	59 66	127	A	Fordham	54 67								

Non-Div I Games:

Georgetown

■ Loss, 
 ■ Non-Conf, 
 S Site, 
 ■ Home 
 ■ Away 
 N Neutral

Average RPI Win: 173		WON-LOST	WINNING	LAST 10	STRENGTH OF	OPP. STRENGTH	TEAM	ADJ.	CONF.	ADJ CONF.
Average RPI Loss: 46		RECORD	PCT. RANK	GAMES	SCHEDULE	OF SCHEDULE	RPI	RPI	RPI	RPI
DIV. I ONLY		9- 4	81	7-3	22	179	61	61	4	4
DIV. I NON-CONF.		9- 4	84	7-3	22	180	61	61	4	4
TOTALS		RPI 1-25	RPI 26-50		W-L RECORDS		RPI 51-100	RPI 101-150	RPI 150+	
9- 4	0- 1	1- 2		OVERALL		2- 1	0- 0		6- 0	
7- 3	0- 1	0- 1		HOME		2- 1	0- 0		5- 0	
0- 1	0- 0	0- 1		AWAY		0- 0	0- 0		0- 0	
2- 0	0- 0	1- 0		NEUTRAL		0- 0	0- 0		1- 0	
9- 4	0- 1	1- 2		NON-CONFERENCE		2- 1	0- 0		6- 0	
7- 3	0- 1	0- 1		HOME		2- 1	0- 0		5- 0	
0- 1	0- 0	0- 1		AWAY		0- 0	0- 0		0- 0	
2- 0	0- 0	1- 0		NEUTRAL		0- 0	0- 0		1- 0	
0- 0	0- 0	0- 0		CONFERENCE		0- 0	0- 0		0- 0	
0- 0	0- 0	0- 0		HOME		0- 0	0- 0		0- 0	
0- 0	0- 0	0- 0		AWAY		0- 0	0- 0		0- 0	
0- 0	0- 0	0- 0		NEUTRAL		0- 0	0- 0		0- 0	

RPI 1-25				RPI 26-50				RPI 51-100				Team's RPI: 61		RPI 101+			
RPI	S	Opponent	Score	RPI	S	Opponent	Score	RPI	S	Opponent	Score		RPI	S	Opponent	Score	
10	H	UCLA	50 59	28	N	Virginia Tech	77 72	63	H	N.C. A&T	72 54		151	N	Butler	69 36	
				32	H	Georgia Tech	40 73	91	H	Furman	77 48		182	H	Gardner-Webb	84 56	
				47	A	Baylor	38 72	95	H	Villanova	58 63		191	H	Kennesaw St.	80 65	
													225	H	East Carolina	67 50	
													310	H	USC Upstate	67 53	
													317	H	Mercer	76 60	
LAST 10 Division I																	
				28	N	Virginia Tech	77 72	225	H	East Carolina	67 50						
				151	N	Butler	69 36	182	H	Gardner-Webb	84 56						
				310	H	USC Upstate	67 53	10	H	UCLA	50 59						
				95	H	Villanova	58 63	91	H	Furman	77 48						
				317	H	Mercer	76 60	47	A	Baylor	38 72						

Non-Div I Games:

Georgia

Average RPI Win:	324	WON-LOST	WINNING	LAST 10	STRENGTH OF	OPP. STRENGTH	TEAM	ADJ.	CONF.	ADJ CONF.
Average RPI Loss:	154	RECORD	PCT. RANK	GAMES	SCHEDULE	OF SCHEDULE	RPI	RPI	RPI	RPI
DIV. I ONLY	3- 8	266	3-7	277	231	318	318	22	22	
DIV. I NON-CONF.	3- 8	268	3-7	282	235	315	315	22	22	
TOTALS	RPI 1-25	RPI 26-50	W-L RECORDS	RPI 51-100	RPI 101-150	RPI 150+				
3- 8	0- 0	0- 2	OVERALL	0- 1	0- 1	3- 4				
2- 4	0- 0	0- 1	HOME	0- 0	0- 0	2- 3				
0- 4	0- 0	0- 1	AWAY	0- 1	0- 1	0- 1				
1- 0	0- 0	0- 0	NEUTRAL	0- 0	0- 0	1- 0				
3- 8	0- 0	0- 2	NON-CONFERENCE	0- 1	0- 1	3- 4				
2- 4	0- 0	0- 1	HOME	0- 0	0- 0	2- 3				
0- 4	0- 0	0- 1	AWAY	0- 1	0- 1	0- 1				
1- 0	0- 0	0- 0	NEUTRAL	0- 0	0- 0	1- 0				
0- 0	0- 0	0- 0	CONFERENCE	0- 0	0- 0	0- 0				
0- 0	0- 0	0- 0	HOME	0- 0	0- 0	0- 0				
0- 0	0- 0	0- 0	AWAY	0- 0	0- 0	0- 0				
0- 0	0- 0	0- 0	NEUTRAL	0- 0	0- 0	0- 0				

RPI 1-25			RPI 26-50			RPI 51-100			RPI 101+			Team's RPI: 318
RPI	S	Opponent	Score	RPI	S	Opponent	Score	RPI	S	Opponent	Score	
				26	H	Maryland	41 114	91	A	Furman	55 62	114
				32	A	Georgia Tech	28 69					64
										UNC Greensboro	49 64	
										Alabama A&M	52 67	
										Toledo	48 74	
										UTEP	68 71	
										SIUE	74 73	
										FIU	63 70	
										New Mexico St.	59 51	
										South Carolina St.	77 52	
LAST 10 Division I												
251	A	UTEP	68 71	305	H	SIUE	74 73					
316	N	New Mexico St.	59 51	350	H	South Carolina St.	77 52					
192	H	Alabama A&M	52 67	26	H	Maryland	41 114					
32	A	Georgia Tech	28 69	114	A	UNC Greensboro	49 64					
313	H	FIU	63 70	91	A	Furman	55 62					

Non-Div I Games:

Georgia St.

## Georgia Tech

Through Games Of Dec. 31, 2019

Average RPI Win:	162	WON-LOST	WINNING	LAST 10	STRENGTH OF	OPP. STRENGTH	TEAM	ADJ.	CONF.	ADJ CONF.
Average RPI Loss:	29	RECORD	PCT. RANK	GAMES	SCHEDULE	OF SCHEDULE	RPI	RPI	RPI	RPI
DIV. I ONLY	10- 2	33	8-2	87	32	32	32	3	3	
DIV. I NON-CONF.	9- 2	40	7-2	82	69	31	31	3	3	
TOTALS	RPI 1-25	RPI 26-50	W-L RECORDS	RPI 51-100	RPI 101-150	RPI 150+				
10- 2	1- 1	0- 1	OVERALL	3- 0	1- 0	5- 0				
6- 0	1- 0	0- 0	HOME	1- 0	1- 0	3- 0				
2- 0	0- 0	0- 0	AWAY	1- 0	0- 0	1- 0				
2- 2	0- 1	0- 1	NEUTRAL	1- 0	0- 0	1- 0				
9- 2	0- 1	0- 1	NON-CONFERENCE	3- 0	1- 0	5- 0				
5- 0	0- 0	0- 0	HOME	1- 0	1- 0	3- 0				
2- 0	0- 0	0- 0	AWAY	1- 0	0- 0	1- 0				
2- 2	0- 1	0- 1	NEUTRAL	1- 0	0- 0	1- 0				
1- 0	1- 0	0- 0	CONFERENCE	0- 0	0- 0	0- 0				
1- 0	1- 0	0- 0	HOME	0- 0	0- 0	0- 0				
0- 0	0- 0	0- 0	AWAY	0- 0	0- 0	0- 0				
0- 0	0- 0	0- 0	NEUTRAL	0- 0	0- 0	0- 0				

RPI 1-25				RPI 26-50				Team's RPI: 32				RPI 51-100				RPI 101+			
RPI	S	Opponent	Score	RPI	S	Opponent	Score	RPI	S	Opponent	Score	RPI	S	Opponent	Score	RPI	S	Opponent	Score
12	N	Texas A&M	48 60	45	N	Rutgers	43 46	61	A	Georgia	73 40	115	H	Houston	69 38				
23	H	Virginia	61 51					64	N	Seton Hall	79 54	191	A	Kennesaw St.	63 47				
								96	H	Wisconsin	60 41	215	N	Rice	54 52				
												240	H	ETSU	87 48				
												299	H	Grambling	89 42				
												318	H	Georgia St.	69 28				
LAST 10 Division I																			
				96	H	Wisconsin	60 41	23	H	Virginia	61 51								
				45	N	Rutgers	43 46	215	N	Rice	54 52								
				64	N	Seton Hall	79 54	12	N	Texas A&M	48 60								
				318	H	Georgia St.	69 28	240	H	ETSU	87 48								
				61	A	Georgia	73 40	191	A	Kennesaw St.	63 47								

Non-Div I Games:

Georgia Tech

■ Loss, 
 ■ Non-Conf, S Site, 
 ■ Home 
 ■ Away 
 N Neutral

## Gonzaga

Through Games Of Dec. 31, 2019

Average RPI Win:	118	WON-LOST	WINNING	LAST 10	STRENGTH OF	OPP. STRENGTH	TEAM	ADJ.	CONF.	ADJ CONF.
Average RPI Loss:	5	RECORD	PCT. RANK	GAMES	SCHEDULE	OF SCHEDULE	RPI	RPI	RPI	RPI
DIV. I ONLY	12- 1	10	10-0	46	5	8	8	11	11	
DIV. I NON-CONF.	11- 1	14	9-0	43	3	7	7	11	11	
TOTALS	RPI 1-25	RPI 26-50	W-L RECORDS	RPI 51-100	RPI 101-150	RPI 150+				
12- 1	2- 1	0- 0	OVERALL	2- 0	5- 0	3- 0				
6- 0	1- 0	0- 0	HOME	1- 0	2- 0	2- 0				
3- 1	0- 1	0- 0	AWAY	0- 0	2- 0	1- 0				
3- 0	1- 0	0- 0	NEUTRAL	1- 0	1- 0	0- 0				
11- 1	2- 1	0- 0	NON-CONFERENCE	2- 0	5- 0	2- 0				
5- 0	1- 0	0- 0	HOME	1- 0	2- 0	1- 0				
3- 1	0- 1	0- 0	AWAY	0- 0	2- 0	1- 0				
3- 0	1- 0	0- 0	NEUTRAL	1- 0	1- 0	0- 0				
1- 0	0- 0	0- 0	CONFERENCE	0- 0	0- 0	1- 0				
1- 0	0- 0	0- 0	HOME	0- 0	0- 0	1- 0				
0- 0	0- 0	0- 0	AWAY	0- 0	0- 0	0- 0				
0- 0	0- 0	0- 0	NEUTRAL	0- 0	0- 0	0- 0				

RPI	S	Opponent	Score
2	H	Missouri St.	64 52
5	A	Stanford	70 76
14	N	Purdue	63 50

RPI	S	Opponent	Score

RPI	S	Opponent	Score
59	N	Middle Tenn.	62 50
65	H	Texas Southern	80 45

RPI	S	Opponent	Score
101	A	Washington St.	76 53
118	H	CSU Bakersfield	92 48
126	H	UT Martin	78 55
139	A	Montana St.	70 55
149	N	Dayton	76 65
173	A	Wyoming	65 54
174	H	Portland	62 57
297	H	Eastern Wash.	84 44

## LAST 10 Division I

139	A	Montana St.	70 55
14	N	Purdue	63 50
59	N	Middle Tenn.	62 50
149	N	Dayton	76 65
297	H	Eastern Wash.	84 44

174	H	Portland	62 57
2	H	Missouri St.	64 52
173	A	Wyoming	65 54
65	H	Texas Southern	80 45
101	A	Washington St.	76 53

Non-Div I Games:

Gonzaga

■ Loss, 
 ■ Non-Conf, S Site, 
 ■ Home 
 ■ Away 
 N Neutral

## Grambling

Through Games Of Dec. 31, 2019

Average RPI Win:	0	WON-LOST	WINNING	LAST 10	STRENGTH OF	OPP. STRENGTH	TEAM	ADJ.	CONF.	ADJ CONF.
Average RPI Loss:	151	RECORD	PCT. RANK	GAMES	SCHEDULE	OF SCHEDULE	RPI	RPI	RPI	RPI
DIV. I ONLY	0- 10	339	0-10	40	301	299	299	27	27	
DIV. I NON-CONF.	0- 10	338	0-10	42	299	300	300	27	27	
TOTALS	RPI 1-25	RPI 26-50	W-L RECORDS	RPI 51-100	RPI 101-150	RPI 150+				
0- 10	0- 1	0- 2	OVERALL	0- 0	0- 3	0- 4				
0- 2	0- 0	0- 0	HOME	0- 0	0- 1	0- 1				
0- 7	0- 1	0- 2	AWAY	0- 0	0- 1	0- 3				
0- 1	0- 0	0- 0	NEUTRAL	0- 0	0- 1	0- 0				
0- 10	0- 1	0- 2	NON-CONFERENCE	0- 0	0- 3	0- 4				
0- 2	0- 0	0- 0	HOME	0- 0	0- 1	0- 1				
0- 7	0- 1	0- 2	AWAY	0- 0	0- 1	0- 3				
0- 1	0- 0	0- 0	NEUTRAL	0- 0	0- 1	0- 0				
0- 0	0- 0	0- 0	CONFERENCE	0- 0	0- 0	0- 0				
0- 0	0- 0	0- 0	HOME	0- 0	0- 0	0- 0				
0- 0	0- 0	0- 0	AWAY	0- 0	0- 0	0- 0				
0- 0	0- 0	0- 0	NEUTRAL	0- 0	0- 0	0- 0				

RPI 1-25				RPI 26-50				RPI 51-100				RPI 101+ Team's RPI: 299			
RPI	S	Opponent	Score	RPI	S	Opponent	Score	RPI	S	Opponent	Score	RPI	S	Opponent	Score
25	A	Kentucky	35 81	32	A	Georgia Tech	42 89					111	H	UT Arlington	54 88
				47	A	Baylor	46 120					117	N	Binghamton	67 88
												140	A	Wichita St.	65 77
												172	H	Florida	65 72
												219	A	Louisiana Tech	66 70
												313	A	FIU	55 56
												333	A	Northwestern St.	61 65
LAST 10 Division I															
25	A	Kentucky	35 81	140	A	Wichita St.	65 77								
111	H	UT Arlington	54 88	117	N	Binghamton	67 88								
32	A	Georgia Tech	42 89	313	A	FIU	55 56								
47	A	Baylor	46 120	219	A	Louisiana Tech	66 70								
172	H	Florida	65 72	333	A	Northwestern St.	61 65								

Non-Div I Games: Centenary (LA) 106 42

Grambling

■ Loss, 
 ■ Non-Conf, 
 ■ S Site, 
 ■ H Home 
 ■ A Away 
 N Neutral

## Grand Canyon

Through Games Of Dec. 31, 2019

Average RPI Win:	223	WON-LOST	WINNING	LAST 10	STRENGTH OF	OPP. STRENGTH	TEAM	ADJ.	CONF.	ADJ CONF.
Average RPI Loss:	154	RECORD	PCT. RANK	GAMES	SCHEDULE	OF SCHEDULE	RPI	RPI	RPI	RPI
DIV. I ONLY	3- 6	239	3-6	133	257	253	253	32	32	
DIV. I NON-CONF.	3- 6	235	3-6	127	259	253	253	32	32	
TOTALS	RPI 1-25	RPI 26-50	W-L RECORDS	RPI 51-100	RPI 101-150	RPI 150+				
3- 6	0- 0	0- 0	OVERALL	0- 1	1- 1	2- 4				
3- 2	0- 0	0- 0	HOME	0- 0	1- 1	2- 1				
0- 4	0- 0	0- 0	AWAY	0- 1	0- 0	0- 3				
0- 0	0- 0	0- 0	NEUTRAL	0- 0	0- 0	0- 0				
3- 6	0- 0	0- 0	NON-CONFERENCE	0- 1	1- 1	2- 4				
3- 2	0- 0	0- 0	HOME	0- 0	1- 1	2- 1				
0- 4	0- 0	0- 0	AWAY	0- 1	0- 0	0- 3				
0- 0	0- 0	0- 0	NEUTRAL	0- 0	0- 0	0- 0				
0- 0	0- 0	0- 0	CONFERENCE	0- 0	0- 0	0- 0				
0- 0	0- 0	0- 0	HOME	0- 0	0- 0	0- 0				
0- 0	0- 0	0- 0	AWAY	0- 0	0- 0	0- 0				
0- 0	0- 0	0- 0	NEUTRAL	0- 0	0- 0	0- 0				

RPI 1-25			RPI 26-50			RPI 51-100			RPI 101+			Team's RPI: 253
RPI	S	Opponent	Score	RPI	S	Opponent	Score	RPI	S	Opponent	Score	
						60	A California	53	72	135	H Southern Utah	69 65
										141	H North Dakota	76 78
										162	A Montana	67 72
										174	A Portland	41 73
										184	A Portland St.	46 69
										203	H Cal St. Fullerton	70 80
										255	H UNLV	53 51
										280	H UC Santa Barbara	58 57
LAST 10 Division I												
203	H	Cal St. Fullerton	70	80	60	A	California	53	72			
162	A	Montana	67	72	280	H	UC Santa Barbara	58	57			
135	H	Southern Utah	69	65	255	H	UNLV	53	51			
141	H	North Dakota	76	78	174	A	Portland	41	73			
					184	A	Portland St.	46	69			

Non-Div I Games: Benedictine Mesa 72 53 Whittier 77 41

Grand Canyon

Loss, Non-Conf, S Site, H Home A Away N Neutral



Average RPI Win:	174	WON-LOST	WINNING	LAST 10	STRENGTH OF	OPP. STRENGTH	TEAM	ADJ.	CONF.	ADJ CONF.
Average RPI Loss:	86	RECORD	PCT. RANK	GAMES	SCHEDULE	OF SCHEDULE	RPI	RPI	RPI	RPI
DIV. I ONLY	6- 8	209	4-6	88	51	150	150	18	18	
DIV. I NON-CONF.	5- 7	205	3-5	78	23	130	130	18	18	
TOTALS	RPI 1-25	RPI 26-50	W-L RECORDS	RPI 51-100	RPI 101-150	RPI 150+				
6- 8	0- 2	0- 2	OVERALL	2- 1	1- 1	3- 2				
2- 5	0- 1	0- 2	HOME	0- 0	0- 1	2- 1				
2- 2	0- 0	0- 0	AWAY	1- 1	0- 0	1- 1				
2- 1	0- 1	0- 0	NEUTRAL	1- 0	1- 0	0- 0				
5- 7	0- 2	0- 2	NON-CONFERENCE	2- 1	1- 1	2- 1				
1- 4	0- 1	0- 2	HOME	0- 0	0- 1	1- 0				
2- 2	0- 0	0- 0	AWAY	1- 1	0- 0	1- 1				
2- 1	0- 1	0- 0	NEUTRAL	1- 0	1- 0	0- 0				
1- 1	0- 0	0- 0	CONFERENCE	0- 0	0- 0	1- 1				
1- 1	0- 0	0- 0	HOME	0- 0	0- 0	1- 1				
0- 0	0- 0	0- 0	AWAY	0- 0	0- 0	0- 0				
0- 0	0- 0	0- 0	NEUTRAL	0- 0	0- 0	0- 0				

RPI 1-25				RPI 26-50				RPI 51-100				RPI 101+ Team's RPI: 150			
RPI	S	Opponent	Score	RPI	S	Opponent	Score	RPI	S	Opponent	Score	RPI	S	Opponent	Score
11	H	DePaul	65 76	27	H	South Dakota	60 66	55	A	Central Mich.	111 105	103	H	South Dakota St.	55 60
19	N	Mississippi St.	58 83	37	H	Marquette	47 60	72	A	Marist	60 72	119	N	Bowling Green	73 54
								93	N	Syracuse	79 73	164	H	Wright St.	58 70
												201	H	Missouri	72 64
												236	H	Northern Ky.	65 44
												257	A	Maine	60 61
												342	A	Chicago St.	102 46
LAST 10 Division I															
164	H	Wright St.	58 70	236	H	Northern Ky.	65 44								
93	N	Syracuse	79 73	103	H	South Dakota St.	55 60								
19	N	Mississippi St.	58 83	72	A	Marist	60 72								
119	N	Bowling Green	73 54	257	A	Maine	60 61								
342	A	Chicago St.	102 46	11	H	DePaul	65 76								

Non-Div I Games:

Green Bay

■ Loss, 
 ■ Non-Conf, 
 S Site, 
 ■ Home 
 ■ Away 
 N Neutral

Average RPI Win:	170	WON-LOST	WINNING	LAST 10	STRENGTH OF	OPP. STRENGTH	TEAM	ADJ.	CONF.	ADJ CONF.
Average RPI Loss:	153	RECORD	PCT. RANK	GAMES	SCHEDULE	OF SCHEDULE	RPI	RPI	RPI	RPI
DIV. I ONLY	5- 6	196	4-6	155	204	169	169	29	29	
DIV. I NON-CONF.	4- 5	195	3-5	154	85	166	166	28	28	
TOTALS	RPI 1-25	RPI 26-50	W-L RECORDS	RPI 51-100	RPI 101-150	RPI 150+				
5- 6	0- 0	0- 0	OVERALL	2- 2	0- 1	3- 3				
1- 3	0- 0	0- 0	HOME	0- 0	0- 1	1- 2				
2- 3	0- 0	0- 0	AWAY	1- 2	0- 0	1- 1				
2- 0	0- 0	0- 0	NEUTRAL	1- 0	0- 0	1- 0				
4- 5	0- 0	0- 0	NON-CONFERENCE	2- 2	0- 1	2- 2				
0- 3	0- 0	0- 0	HOME	0- 0	0- 1	0- 2				
2- 2	0- 0	0- 0	AWAY	1- 2	0- 0	1- 0				
2- 0	0- 0	0- 0	NEUTRAL	1- 0	0- 0	1- 0				
1- 1	0- 0	0- 0	CONFERENCE	0- 0	0- 0	1- 1				
1- 0	0- 0	0- 0	HOME	0- 0	0- 0	1- 0				
0- 1	0- 0	0- 0	AWAY	0- 0	0- 0	0- 1				
0- 0	0- 0	0- 0	NEUTRAL	0- 0	0- 0	0- 0				

RPI S	Opponent	Score	RPI S	Opponent	Score	RPI S	Opponent	Score	RPI S	Opponent	Score	Team's RPI: 169
						52	A Old Dominion	38 75	109	H Liberty	59 83	
						75	A Alabama	64 61	166	H Fla. Atlantic	63 64	
						83	N Richmond	69 65	202	N Mt. St. Mary's	68 60	
						91	A Furman	65 70	207	H Norfolk St.	56 77	
									226	A Chattanooga	84 55	
									263	H UNC Asheville	68 59	
									293	A Winthrop	66 72	
LAST 10 Division I												
			263	H UNC Asheville	68 59				293	A Winthrop	66 72	
			207	H Norfolk St.	56 77				83	N Richmond	69 65	
			91	A Furman	65 70				52	A Old Dominion	38 75	
			166	H Fla. Atlantic	63 64				202	N Mt. St. Mary's	68 60	
			226	A Chattanooga	84 55				109	H Liberty	59 83	

Non-Div I Games:

Hampton

## Hartford

Through Games Of Dec. 31, 2019

Average RPI Win:	0	WON-LOST	WINNING	LAST 10	STRENGTH OF	OPP. STRENGTH	TEAM	ADJ.	CONF.	ADJ CONF.
Average RPI Loss:	170	RECORD	PCT. RANK	GAMES	SCHEDULE	OF SCHEDULE	RPI	RPI	RPI	RPI
DIV. I ONLY	0- 13	339	0-10	147	308	327	327	28	28	
DIV. I NON-CONF.	0- 13	338	0-10	147	310	328	328	29	29	
TOTALS	RPI 1-25	RPI 26-50	W-L RECORDS	RPI 51-100	RPI 101-150	RPI 150+				
0- 13	0- 1	0- 0	OVERALL	0- 2	0- 3	0- 7				
0- 6	0- 0	0- 0	HOME	0- 0	0- 1	0- 5				
0- 7	0- 1	0- 0	AWAY	0- 2	0- 2	0- 2				
0- 0	0- 0	0- 0	NEUTRAL	0- 0	0- 0	0- 0				
0- 13	0- 1	0- 0	NON-CONFERENCE	0- 2	0- 3	0- 7				
0- 6	0- 0	0- 0	HOME	0- 0	0- 1	0- 5				
0- 7	0- 1	0- 0	AWAY	0- 2	0- 2	0- 2				
0- 0	0- 0	0- 0	NEUTRAL	0- 0	0- 0	0- 0				
0- 0	0- 0	0- 0	CONFERENCE	0- 0	0- 0	0- 0				
0- 0	0- 0	0- 0	HOME	0- 0	0- 0	0- 0				
0- 0	0- 0	0- 0	AWAY	0- 0	0- 0	0- 0				
0- 0	0- 0	0- 0	NEUTRAL	0- 0	0- 0	0- 0				

RPI 1-25				RPI 26-50				RPI 51-100				RPI 101+ Team's RPI: 327			
RPI	S	Opponent	Score	RPI	S	Opponent	Score	RPI	S	Opponent	Score	RPI	S	Opponent	Score
17	A	Princeton	42 73					78	A	Penn	46 74	102	H	Providence	57 75
								89	A	Michigan St.	34 79	108	A	Harvard	44 53
												136	A	William & Mary	44 61
												157	A	Massachusetts	48 74
												180	H	Quinnipiac	50 87
												185	H	Rhode Island	56 68
												198	A	Northeastern	47 60
												304	H	NJIT	52 61
												328	H	Hofstra	41 43
												329	H	Central Conn. St.	54 61
LAST 10 Division I															
180	H	Quinnipiac	50 87	329	H	Central Conn. St.	54 61								
136	A	William & Mary	44 61	198	A	Northeastern	47 60								
89	A	Michigan St.	34 79	17	A	Princeton	42 73								
108	A	Harvard	44 53	304	H	NJIT	52 61								
157	A	Massachusetts	48 74	78	A	Penn	46 74								

Non-Div I Games:

Hartford

■ Loss, 
 ■ Non-Conf, 
 S Site, 
 ■ Home 
 ■ Away 
 N Neutral

Average RPI Win:	204	WON-LOST	WINNING	LAST 10	STRENGTH OF	OPP. STRENGTH	TEAM	ADJ.	CONF.	ADJ CONF.
Average RPI Loss:	141	RECORD	PCT. RANK	GAMES	SCHEDULE	OF SCHEDULE	RPI	RPI	RPI	RPI
DIV. I ONLY	9- 4	81	6-4	249	102	108	108	8	8	
DIV. I NON-CONF.	9- 4	84	6-4	253	102	105	105	8	8	
TOTALS	RPI 1-25	RPI 26-50	W-L RECORDS	RPI 51-100	RPI 101-150	RPI 150+				
9- 4	0- 0	0- 1	OVERALL	1- 0	0- 1	8- 2				
4- 1	0- 0	0- 0	HOME	1- 0	0- 0	3- 1				
5- 2	0- 0	0- 1	AWAY	0- 0	0- 0	5- 1				
0- 1	0- 0	0- 0	NEUTRAL	0- 0	0- 1	0- 0				
9- 4	0- 0	0- 1	NON-CONFERENCE	1- 0	0- 1	8- 2				
4- 1	0- 0	0- 0	HOME	1- 0	0- 0	3- 1				
5- 2	0- 0	0- 1	AWAY	0- 0	0- 0	5- 1				
0- 1	0- 0	0- 0	NEUTRAL	0- 0	0- 1	0- 0				
0- 0	0- 0	0- 0	CONFERENCE	0- 0	0- 0	0- 0				
0- 0	0- 0	0- 0	HOME	0- 0	0- 0	0- 0				
0- 0	0- 0	0- 0	AWAY	0- 0	0- 0	0- 0				
0- 0	0- 0	0- 0	NEUTRAL	0- 0	0- 0	0- 0				

RPI S	Opponent	Score	RPI S	Opponent	Score	RPI S	Opponent	Score	RPI S	Opponent	Score	Team's RPI: 108
45	A Rutgers	46 74	60	H California	56 53	133	N Saint Joseph's	39 63	166	A Fla. Atlantic	65 51	
						167	A Northern Ill.	59 53	180	A Quinnipiac	77 68	
						185	H Rhode Island	61 58	189	A La Salle	69 75	
						198	H Northeastern	44 46	217	A Boston U.	66 39	
						257	A Maine	69 40	274	H Siena	68 51	
						327	H Hartford	53 44				
LAST 10 Division I												
185	H Rhode Island	61 58	166	A Fla. Atlantic	65 51	133	N Saint Joseph's	39 63	257	A Maine	69 40	
217	A Boston U.	66 39	198	H Northeastern	44 46	180	A Quinnipiac	77 68				
327	H Hartford	53 44										
45	A Rutgers	46 74										
189	A La Salle	69 75										

Non-Div I Games:

Harvard

Average RPI Win:	222	WON-LOST	WINNING	LAST 10	STRENGTH OF	OPP. STRENGTH	TEAM	ADJ.	CONF.	ADJ CONF.
Average RPI Loss:	111	RECORD	PCT. RANK	GAMES	SCHEDULE	OF SCHEDULE	RPI	RPI	RPI	RPI
DIV. I ONLY	5- 7	210	4-6	47	243	147	147	25	25	
DIV. I NON-CONF.	5- 7	205	4-6	46	248	151	151	26	26	
TOTALS	RPI 1-25	RPI 26-50	W-L RECORDS	RPI 51-100	RPI 101-150	RPI 150+				
5- 7	0- 2	0- 0	OVERALL	2- 2	0- 1	3- 2				
3- 4	0- 1	0- 0	HOME	1- 2	0- 0	2- 1				
2- 3	0- 1	0- 0	AWAY	1- 0	0- 1	1- 1				
0- 0	0- 0	0- 0	NEUTRAL	0- 0	0- 0	0- 0				
5- 7	0- 2	0- 0	NON-CONFERENCE	2- 2	0- 1	3- 2				
3- 4	0- 1	0- 0	HOME	1- 2	0- 0	2- 1				
2- 3	0- 1	0- 0	AWAY	1- 0	0- 1	1- 1				
0- 0	0- 0	0- 0	NEUTRAL	0- 0	0- 0	0- 0				
0- 0	0- 0	0- 0	CONFERENCE	0- 0	0- 0	0- 0				
0- 0	0- 0	0- 0	HOME	0- 0	0- 0	0- 0				
0- 0	0- 0	0- 0	AWAY	0- 0	0- 0	0- 0				
0- 0	0- 0	0- 0	NEUTRAL	0- 0	0- 0	0- 0				

RPI 1-25				RPI 26-50				RPI 51-100				RPI 101+ Team's RPI: 147			
RPI	S	Opponent	Score	RPI	S	Opponent	Score	RPI	S	Opponent	Score	RPI	S	Opponent	Score
4	A	Oregon St.	32 64					65	H	Texas Southern	57 74	112	A	Idaho	52 67
20	H	NC State	59 68					78	H	Penn	55 70	220	H	North Texas	60 66
								92	H	Texas	73 60	270	A	Pepperdine	52 51
								100	A	Washington	62 50	277	A	LMU (CA)	51 65
												308	H	San Diego St.	61 58
												339	H	UTSA	62 50
LAST 10 Division I															
78	H	Penn	55 70	112	A	Idaho	52 67								
220	H	North Texas	60 66	100	A	Washington	62 50								
65	H	Texas Southern	57 74	4	A	Oregon St.	32 64								
339	H	UTSA	62 50	92	H	Texas	73 60								
270	A	Pepperdine	52 51	20	H	NC State	59 68								

Non-Div I Games: Hope Int'l 86 49

Hawaii

Loss, 
Non-Conf, S Site, 
H Home
A Away 
N Neutral

RPI 1-25				RPI 26-50				RPI 51-100				RPI 101+				Team's RPI: 309	
RPI	S	Opponent	Score	RPI	S	Opponent	Score	RPI	S	Opponent	Score	RPI	S	Opponent	Score		
				31	A	Duke	57 93					114	A	UNC Greensboro	70 82		
												142	H	Davidson	63 73		
												151	A	Butler	52 74		
												204	A	American	48 56		
												207	A	Norfolk St.	58 72		
												208	A	Campbell	36 73		
												240	H	ETSU	80 62		
												293	A	Winthrop	63 69		
												300	H	Col. of Charleston	70 79		
												311	A	N.C. Central	78 58		
LAST 10 Division I																	
				293	A	Winthrop	63 69	208	A	Campbell	36 73						
				207	A	Norfolk St.	58 72	114	A	UNC Greensboro	70 82						
				204	A	American	48 56	151	A	Butler	52 74						
				240	H	ETSU	80 62	142	H	Davidson	63 73						
				300	H	Col. of Charleston	70 79	311	A	N.C. Central	78 58						

## High Point

Page 110

Average RPI Win:	273	WON-LOST	WINNING	LAST 10	STRENGTH OF	OPP. STRENGTH	TEAM	ADJ.	CONF.	ADJ CONF.
Average RPI Loss:	204	RECORD	PCT. RANK	GAMES	SCHEDULE	OF SCHEDULE	RPI	RPI	RPI	RPI
DIV. I ONLY	3- 8	266	2-8	318	294	328	328	16	16	
DIV. I NON-CONF.	3- 8	268	2-8	318	291	329	329	16	16	
TOTALS	RPI 1-25	RPI 26-50	W-L RECORDS	RPI 51-100	RPI 101-150	RPI 150+				
3- 8	0- 0	0- 0	OVERALL	0- 1	0- 1	3- 6				
2- 3	0- 0	0- 0	HOME	0- 1	0- 0	2- 2				
1- 3	0- 0	0- 0	AWAY	0- 0	0- 0	1- 3				
0- 2	0- 0	0- 0	NEUTRAL	0- 0	0- 1	0- 1				
3- 8	0- 0	0- 0	NON-CONFERENCE	0- 1	0- 1	3- 6				
2- 3	0- 0	0- 0	HOME	0- 1	0- 0	2- 2				
1- 3	0- 0	0- 0	AWAY	0- 0	0- 0	1- 3				
0- 2	0- 0	0- 0	NEUTRAL	0- 0	0- 1	0- 1				
0- 0	0- 0	0- 0	CONFERENCE	0- 0	0- 0	0- 0				
0- 0	0- 0	0- 0	HOME	0- 0	0- 0	0- 0				
0- 0	0- 0	0- 0	AWAY	0- 0	0- 0	0- 0				
0- 0	0- 0	0- 0	NEUTRAL	0- 0	0- 0	0- 0				

RPI 1-25			RPI 26-50			RPI 51-100			RPI 101+			Team's RPI: 328
RPI	S	Opponent	Score	RPI	S	Opponent	Score	RPI	S	Opponent	Score	
						87 H Stony Brook	38 81			115 N Houston	44 54	
										156 N Samford	45 65	
										168 H Howard	64 73	
										187 H Cleveland St.	51 61	
										208 H Campbell	58 55	
										285 H Morgan St.	51 39	
										286 A Sacred Heart	44 71	
										287 A Fairfield	64 73	
										327 A Hartford	43 41	
										348 A LIU Brooklyn	46 85	
LAST 10 Division I												
		156 N Samford	45 65			115 N Houston	44 54					
		168 H Howard	64 73			208 H Campbell	58 55					
		187 H Cleveland St.	51 61			287 A Fairfield	64 73					
		87 H Stony Brook	38 81			285 H Morgan St.	51 39					
		286 A Sacred Heart	44 71			348 A LIU Brooklyn	46 85					

Non-Div I Games:

Hofstra

■ Loss, 
■ Non-Conf, 
■ S Site, 
■ H Home 
■ A Away 
N Neutral

# Holy Cross

Through Games Of Dec. 31, 2019

Average RPI Win:	236	WON-LOST	WINNING	LAST 10	STRENGTH OF	OPP. STRENGTH	TEAM	ADJ.	CONF.	ADJ CONF.
Average RPI Loss:	136	RECORD	PCT. RANK	GAMES	SCHEDULE	OF SCHEDULE	RPI	RPI	RPI	RPI
DIV. I ONLY	7- 4	100	7-3	241	226	116	116	13	13	
DIV. I NON-CONF.	7- 4	100	7-3	245	230	114	114	13	13	
TOTALS	RPI 1-25	RPI 26-50	W-L RECORDS	RPI 51-100	RPI 101-150	RPI 150+				
7- 4	0- 0	0- 0	OVERALL	1- 1	1- 1	5- 2				
4- 0	0- 0	0- 0	HOME	1- 0	1- 0	2- 0				
3- 4	0- 0	0- 0	AWAY	0- 1	0- 1	3- 2				
0- 0	0- 0	0- 0	NEUTRAL	0- 0	0- 0	0- 0				
7- 4	0- 0	0- 0	NON-CONFERENCE	1- 1	1- 1	5- 2				
4- 0	0- 0	0- 0	HOME	1- 0	1- 0	2- 0				
3- 4	0- 0	0- 0	AWAY	0- 1	0- 1	3- 2				
0- 0	0- 0	0- 0	NEUTRAL	0- 0	0- 0	0- 0				
0- 0	0- 0	0- 0	CONFERENCE	0- 0	0- 0	0- 0				
0- 0	0- 0	0- 0	HOME	0- 0	0- 0	0- 0				
0- 0	0- 0	0- 0	AWAY	0- 0	0- 0	0- 0				
0- 0	0- 0	0- 0	NEUTRAL	0- 0	0- 0	0- 0				

RPI S	Opponent	Score	RPI S	Opponent	Score	RPI S	Opponent	Score	RPI S	Opponent	Score	Team's RPI: 116
						69	A North Florida	60 80	131	A Illinois	75 78	
						98	H Boston College	80 71	134	H Merrimack	68 42	
									157	A Massachusetts	72 75	
									185	A Rhode Island	58 73	
									230	A Stetson	75 63	
									276	A Brown	83 71	
									286	A Sacred Heart	65 52	
									306	H New Hampshire	82 61	
									322	H Bryant	87 75	
LAST 10 Division I												
230	A Stetson	75 63	69	A North Florida	60 80							
276	A Brown	83 71	306	H New Hampshire	82 61							
134	H Merrimack	68 42	286	A Sacred Heart	65 52							
322	H Bryant	87 75	157	A Massachusetts	72 75							
98	H Boston College	80 71	185	A Rhode Island	58 73							

Non-Div I Games:

Holy Cross



Average RPI Win:	217	WON-LOST	WINNING	LAST 10	STRENGTH OF	OPP. STRENGTH	TEAM	ADJ.	CONF.	ADJ CONF.
Average RPI Loss:	90	RECORD	PCT. RANK	GAMES	SCHEDULE	OF SCHEDULE	RPI	RPI	RPI	RPI
DIV. I ONLY	7- 7	164	5-5	56	169	115	115	9	9	
DIV. I NON-CONF.	7- 7	163	5-5	56	170	113	113	9	9	
TOTALS	RPI 1-25	RPI 26-50	W-L RECORDS	RPI 51-100	RPI 101-150	RPI 150+				
7- 7	0- 1	1- 2	OVERALL	0- 1	0- 1	6- 2				
5- 1	0- 0	1- 1	HOME	0- 0	0- 0	4- 0				
0- 4	0- 1	0- 1	AWAY	0- 0	0- 1	0- 1				
2- 2	0- 0	0- 0	NEUTRAL	0- 1	0- 0	2- 1				
7- 7	0- 1	1- 2	NON-CONFERENCE	0- 1	0- 1	6- 2				
5- 1	0- 0	1- 1	HOME	0- 0	0- 0	4- 0				
0- 4	0- 1	0- 1	AWAY	0- 0	0- 1	0- 1				
2- 2	0- 0	0- 0	NEUTRAL	0- 1	0- 0	2- 1				
0- 0	0- 0	0- 0	CONFERENCE	0- 0	0- 0	0- 0				
0- 0	0- 0	0- 0	HOME	0- 0	0- 0	0- 0				
0- 0	0- 0	0- 0	AWAY	0- 0	0- 0	0- 0				
0- 0	0- 0	0- 0	NEUTRAL	0- 0	0- 0	0- 0				

RPI	S	Opponent	Score	RPI	S	Opponent	Score	RPI	S	Opponent	Score	RPI	S	Opponent	Score	Team's RPI: 115
12	A	Texas A&M	43 72	29	H	FGCU	45 57	93	N	Syracuse	62 87	127	A	Fordham	54 63	
				32	A	Georgia Tech	38 69					163	N	San Francisco	57 80	
				38	H	Oklahoma	85 69					176	A	New Mexico	71 81	
												196	H	Southern Miss.	75 60	
												219	H	Louisiana Tech	67 53	
												227	H	Southeastern La.	78 65	
												250	N	California Baptist	96 75	
												260	H	Houston Baptist	82 60	
												328	N	Hofstra	54 44	
LAST 10 Division I																
127	A	Fordham	54 63	328	N	Hofstra	54 44									
163	N	San Francisco	57 80	196	H	Southern Miss.	75 60									
250	N	California Baptist	96 75	12	A	Texas A&M	43 72									
93	N	Syracuse	62 87	219	H	Louisiana Tech	67 53									
38	H	Oklahoma	85 69	29	H	FGCU	45 57									

Non-Div I Games:

Houston

■ Loss, 
 ■ Non-Conf, 
 S Site, 
 ■ Home 
 ■ Away 
 N Neutral

## Houston Baptist

Through Games Of Dec. 31, 2019

Average RPI Win:	281	WON-LOST	WINNING	LAST 10	STRENGTH OF	OPP. STRENGTH	TEAM	ADJ.	CONF.	ADJ CONF.
Average RPI Loss:	160	RECORD	PCT. RANK	GAMES	SCHEDULE	OF SCHEDULE	RPI	RPI	RPI	RPI
DIV. I ONLY	2- 7	287	2-7	156	317	260	260	26	26	
DIV. I NON-CONF.	2- 5	260	2-5	138	316	194	194	24	24	
TOTALS	RPI 1-25	RPI 26-50	W-L RECORDS	RPI 51-100	RPI 101-150	RPI 150+				
2- 7	0- 0	0- 1	OVERALL	0- 0	0- 3	2- 3				
0- 3	0- 0	0- 0	HOME	0- 0	0- 1	0- 2				
2- 4	0- 0	0- 1	AWAY	0- 0	0- 2	2- 1				
0- 0	0- 0	0- 0	NEUTRAL	0- 0	0- 0	0- 0				
2- 5	0- 0	0- 1	NON-CONFERENCE	0- 0	0- 2	2- 2				
0- 1	0- 0	0- 0	HOME	0- 0	0- 0	0- 1				
2- 4	0- 0	0- 1	AWAY	0- 0	0- 2	2- 1				
0- 0	0- 0	0- 0	NEUTRAL	0- 0	0- 0	0- 0				
0- 2	0- 0	0- 0	CONFERENCE	0- 0	0- 1	0- 1				
0- 2	0- 0	0- 0	HOME	0- 0	0- 1	0- 1				
0- 0	0- 0	0- 0	AWAY	0- 0	0- 0	0- 0				
0- 0	0- 0	0- 0	NEUTRAL	0- 0	0- 0	0- 0				

RPI 1-25			RPI 26-50			RPI 51-100			RPI 101+			Team's RPI: 260
RPI	S	Opponent	Score	RPI	S	Opponent	Score	RPI	S	Opponent	Score	
				47	A	Baylor	42 112					
								115	A	Houston	60 82	
								138	H	SFA	42 59	
								140	A	Wichita St.	42 59	
								181	A	Texas Tech	51 59	
								212	A	Oral Roberts	74 73	
								227	H	Southeastern La.	59 69	
								272	H	Northern Ariz.	62 79	
								349	A	La.-Monroe	72 65	
LAST 10 Division I												
227	H	Southeastern La.	59 69	138	H	SFA	42 59					
212	A	Oral Roberts	74 73	181	A	Texas Tech	51 59					
115	A	Houston	60 82	349	A	La.-Monroe	72 65					
47	A	Baylor	42 112	272	H	Northern Ariz.	62 79					
				140	A	Wichita St.	42 59					

Non-Div I Games: LSU-Shreveport 67 44 Paul Quinn 63 34

Houston Baptist

Loss, Non-Conf, S Site, H Home A Away N Neutral

Average RPI Win:	276	WON-LOST	WINNING	LAST 10	STRENGTH OF	OPP. STRENGTH	TEAM	ADJ.	CONF.	ADJ CONF.
Average RPI Loss:	125	RECORD	PCT. RANK	GAMES	SCHEDULE	OF SCHEDULE	RPI	RPI	RPI	RPI
DIV. I ONLY	8- 5	112	7-3	264	310	168	168	30	30	
DIV. I NON-CONF.	8- 5	117	7-3	268	311	170	170	30	30	
TOTALS	RPI 1-25	RPI 26-50	W-L RECORDS	RPI 51-100	RPI 101-150	RPI 150+				
8- 5	0- 0	0- 0	OVERALL	0- 2	0- 2	8- 1				
3- 1	0- 0	0- 0	HOME	0- 0	0- 0	3- 1				
5- 2	0- 0	0- 0	AWAY	0- 0	0- 2	5- 0				
0- 2	0- 0	0- 0	NEUTRAL	0- 2	0- 0	0- 0				
8- 5	0- 0	0- 0	NON-CONFERENCE	0- 2	0- 2	8- 1				
3- 1	0- 0	0- 0	HOME	0- 0	0- 0	3- 1				
5- 2	0- 0	0- 0	AWAY	0- 0	0- 2	5- 0				
0- 2	0- 0	0- 0	NEUTRAL	0- 2	0- 0	0- 0				
0- 0	0- 0	0- 0	CONFERENCE	0- 0	0- 0	0- 0				
0- 0	0- 0	0- 0	HOME	0- 0	0- 0	0- 0				
0- 0	0- 0	0- 0	AWAY	0- 0	0- 0	0- 0				
0- 0	0- 0	0- 0	NEUTRAL	0- 0	0- 0	0- 0				

RPI S	Opponent	Score	RPI S	Opponent	Score	RPI S	Opponent	Score	RPI S	Opponent	Score	Team's RPI: 168
						84 N	Bucknell	60 70	122 A	Tennessee	38 88	
						100 N	Washington	58 75	128 A	South Fla.	53 82	
									170 A	George Mason	86 75	
									189 H	La Salle	62 78	
									225 A	East Carolina	67 51	
									234 H	Niagara	91 42	
									262 A	Loyola Maryland	75 69	
									314 A	UMBC	72 61	
									328 A	Hofstra	73 64	
									335 H	Fairleigh Dickinson	64 56	
									341 H	Saint Peter's	92 80	
LAST 10 Division I												
			122 A	Tennessee	38 88		225 A	East Carolina	67 51			
			170 A	George Mason	86 75		234 H	Niagara	91 42			
			328 A	Hofstra	73 64		335 H	Fairleigh Dickinson	64 56			
			262 A	Loyola Maryland	75 69		100 N	Washington	58 75			
			341 H	Saint Peter's	92 80		84 N	Bucknell	60 70			

Non-Div I Games:

Howard

Average RPI Win:	118	WON-LOST	WINNING	LAST 10	STRENGTH OF	OPP. STRENGTH	TEAM	ADJ.	CONF.	ADJ CONF.
Average RPI Loss:	102	RECORD	PCT. RANK	GAMES	SCHEDULE	OF SCHEDULE	RPI	RPI	RPI	RPI
DIV. I ONLY	6- 6	164	4-6	19	149	49	49	18	18	
DIV. I NON-CONF.	5- 5	163	3-5	29	54	60	60	18	18	
TOTALS	RPI 1-25	RPI 26-50	W-L RECORDS	RPI 51-100	RPI 101-150	RPI 150+				
6- 6	0- 1	0- 1	OVERALL	3- 0	1- 2	2- 2				
3- 0	0- 0	0- 0	HOME	2- 0	0- 0	1- 0				
1- 6	0- 1	0- 1	AWAY	0- 0	0- 2	1- 2				
2- 0	0- 0	0- 0	NEUTRAL	1- 0	1- 0	0- 0				
5- 5	0- 1	0- 1	NON-CONFERENCE	3- 0	1- 2	1- 1				
3- 0	0- 0	0- 0	HOME	2- 0	0- 0	1- 0				
0- 5	0- 1	0- 1	AWAY	0- 0	0- 2	0- 1				
2- 0	0- 0	0- 0	NEUTRAL	1- 0	1- 0	0- 0				
1- 1	0- 0	0- 0	CONFERENCE	0- 0	0- 0	1- 1				
0- 0	0- 0	0- 0	HOME	0- 0	0- 0	0- 0				
1- 1	0- 0	0- 0	AWAY	0- 0	0- 0	1- 1				
0- 0	0- 0	0- 0	NEUTRAL	0- 0	0- 0	0- 0				

RPI 1-25				RPI 26-50				Team's RPI: 49				RPI 51-100				RPI 101+			
RPI	S	Opponent	Score	RPI	S	Opponent	Score	RPI	S	Opponent	Score	RPI	S	Opponent	Score	RPI	S	Opponent	Score
24	A	Miami (FL)	65 74	34	A	UNI	50 51	51	N	St. John's (NY)	85 78	123	A	Ohio	64 70				
								76	H	Southern Ill.	81 78	126	A	UT Martin	51 57				
								86	H	Ball St.	65 48	129	N	Elon	59 53				
												151	A	Butler	61 64				
												155	A	Youngstown St.	73 75				
												177	H	Eastern Ky.	72 42				
												187	A	Cleveland St.	78 53				
LAST 10 Division I																			
187	A	Cleveland St.	78 53	177	H	Eastern Ky.	72 42	34	A	UNI	50 51	123	A	Ohio	64 70				
155	A	Youngstown St.	73 75	126	A	UT Martin	51 57	129	N	Elon	59 53	51	N	St. John's (NY)	85 78				
126	A	Butler	61 64	24	A	Miami (FL)	65 74												

Non-Div I Games: Ind.-Northwest 103 45

IUPUI

■ Loss, 
 ■ Non-Conf, S Site, 
 ■ Home 
 ■ Away 
 N Neutral

Average RPI Win: 240		WON-LOST	WINNING	LAST 10	STRENGTH OF	OPP. STRENGTH	TEAM	ADJ.	CONF.	ADJ CONF.
Average RPI Loss: 91		RECORD	PCT. RANK	GAMES	SCHEDULE	OF SCHEDULE	RPI	RPI	RPI	RPI
DIV. I ONLY		7- 4	100	7-3	205	192	112	112	20	20
DIV. I NON-CONF.		5- 4	139	5-3	128	147	95	95	19	19
TOTALS	RPI 1-25	RPI 26-50		W-L RECORDS		RPI 51-100	RPI 101-150	RPI 150+		
7- 4	0- 0	0- 1		OVERALL		0- 1	1- 2	6- 0		
4- 0	0- 0	0- 0		HOME		0- 0	1- 0	3- 0		
3- 2	0- 0	0- 1		AWAY		0- 0	0- 1	3- 0		
0- 2	0- 0	0- 0		NEUTRAL		0- 1	0- 1	0- 0		
5- 4	0- 0	0- 1		NON-CONFERENCE		0- 1	1- 2	4- 0		
2- 0	0- 0	0- 0		HOME		0- 0	1- 0	1- 0		
3- 2	0- 0	0- 1		AWAY		0- 0	0- 1	3- 0		
0- 2	0- 0	0- 0		NEUTRAL		0- 1	0- 1	0- 0		
2- 0	0- 0	0- 0		CONFERENCE		0- 0	0- 0	2- 0		
2- 0	0- 0	0- 0		HOME		0- 0	0- 0	2- 0		
0- 0	0- 0	0- 0		AWAY		0- 0	0- 0	0- 0		
0- 0	0- 0	0- 0		NEUTRAL		0- 0	0- 0	0- 0		

RPI 1-25				RPI 26-50				RPI 51-100				RPI 101+				Team's RPI: 112	
RPI	S	Opponent	Score	RPI	S	Opponent	Score	RPI	S	Opponent	Score	RPI	S	Opponent	Score		
				39	A	Oklahoma St.	47 62	52	N	Old Dominion	55 67	128	A	South Fla.	64 67		
												143	N	Lamar University	44 47		
												147	H	Hawaii	67 52		
												163	A	San Francisco	66 60		
												214	A	San Diego	65 32		
												241	H	Idaho St.	62 56		
												288	H	Colorado St.	61 54		
												301	H	Weber St.	70 50		
												326	A	Seattle U	90 84		
LAST 10 Division I																	
				301	H	Weber St.	70 50	147	H	Hawaii	67 52						
				241	H	Idaho St.	62 56	128	A	South Fla.	64 67						
				326	A	Seattle U	90 84	214	A	San Diego	65 32						
				163	A	San Francisco	66 60	52	N	Old Dominion	55 67						
				288	H	Colorado St.	61 54	143	N	Lamar University	44 47						

Non-Div I Games:

Idaho

Loss, Non-Conf, S Site, H Home A Away N Neutral

Average RPI Win:	323	WON-LOST	WINNING	LAST 10	STRENGTH OF	OPP. STRENGTH	TEAM	ADJ.	CONF.	ADJ CONF.
Average RPI Loss:	122	RECORD	PCT. RANK	GAMES	SCHEDULE	OF SCHEDULE	RPI	RPI	RPI	RPI
DIV. I ONLY	3- 6	239	3-6	272	154	241	241	20	20	
DIV. I NON-CONF.	2- 5	260	2-5	242	172	265	265	19	19	
TOTALS	RPI 1-25	RPI 26-50	W-L RECORDS	RPI 51-100	RPI 101-150	RPI 150+				
3- 6	0- 0	0- 2	OVERALL	0- 1	0- 1	3- 2				
1- 1	0- 0	0- 0	HOME	0- 0	0- 0	1- 1				
2- 5	0- 0	0- 2	AWAY	0- 1	0- 1	2- 1				
0- 0	0- 0	0- 0	NEUTRAL	0- 0	0- 0	0- 0				
2- 5	0- 0	0- 2	NON-CONFERENCE	0- 1	0- 0	2- 2				
1- 1	0- 0	0- 0	HOME	0- 0	0- 0	1- 1				
1- 4	0- 0	0- 2	AWAY	0- 1	0- 0	1- 1				
0- 0	0- 0	0- 0	NEUTRAL	0- 0	0- 0	0- 0				
1- 1	0- 0	0- 0	CONFERENCE	0- 0	0- 1	1- 0				
0- 0	0- 0	0- 0	HOME	0- 0	0- 0	0- 0				
1- 1	0- 0	0- 0	AWAY	0- 0	0- 1	1- 0				
0- 0	0- 0	0- 0	NEUTRAL	0- 0	0- 0	0- 0				

RPI S	Opponent	Score	RPI S	Opponent	Score	RPI S	Opponent	Score	RPI S	Opponent	Score	Team's RPI: 241
31	A Duke	66 85	39	A Oklahoma St.	52 70	67	A Arizona St.	69 74	112	A Idaho	56 62	
									235	A Utah St.	61 69	
									250	H California Baptist	68 74	
									297	A Eastern Wash.	67 47	
									326	H Seattle U	73 48	
									345	A Utah Valley	88 61	
LAST 10 Division I												
297	A Eastern Wash.	67 47	235	A Utah St.	61 69							
112	A Idaho	56 62	250	H California Baptist	68 74							
39	A Oklahoma St.	52 70	67	A Arizona St.	69 74							
326	H Seattle U	73 48	345	A Utah Valley	88 61							
			31	A Duke	66 85							

Non-Div I Games: Arizona Christian 93 36 Montana Tech 83 57

Idaho St.

Loss, Non-Conf, S Site, H Home A Away N Neutral

Average RPI Win:	235	WON-LOST	WINNING	LAST 10	STRENGTH OF	OPP. STRENGTH	TEAM	ADJ.	CONF.	ADJ CONF.
Average RPI Loss:	55	RECORD	PCT. RANK	GAMES	SCHEDULE	OF SCHEDULE	RPI	RPI	RPI	RPI
DIV. I ONLY	9- 4	81	6-4	204	142	131	131	2	2	
DIV. I NON-CONF.	9- 2	40	6-2	292	222	136	136	2	2	
TOTALS	RPI 1-25	RPI 26-50	W-L RECORDS	RPI 51-100	RPI 101-150	RPI 150+				
9- 4	0- 2	0- 0	OVERALL	1- 1	2- 1	6- 0				
8- 2	0- 1	0- 0	HOME	1- 1	2- 0	5- 0				
1- 2	0- 1	0- 0	AWAY	0- 0	0- 1	1- 0				
0- 0	0- 0	0- 0	NEUTRAL	0- 0	0- 0	0- 0				
9- 2	0- 0	0- 0	NON-CONFERENCE	1- 1	2- 1	6- 0				
8- 1	0- 0	0- 0	HOME	1- 1	2- 0	5- 0				
1- 1	0- 0	0- 0	AWAY	0- 0	0- 1	1- 0				
0- 0	0- 0	0- 0	NEUTRAL	0- 0	0- 0	0- 0				
0- 2	0- 2	0- 0	CONFERENCE	0- 0	0- 0	0- 0				
0- 1	0- 1	0- 0	HOME	0- 0	0- 0	0- 0				
0- 1	0- 1	0- 0	AWAY	0- 0	0- 0	0- 0				
0- 0	0- 0	0- 0	NEUTRAL	0- 0	0- 0	0- 0				

RPI S	Opponent	Score	RPI S	Opponent	Score	RPI S	Opponent	Score	RPI S	Opponent	Score	Team's RPI: 131
13	H Northwestern	50 77				62	H Austin Peay	76 62	116	H Holy Cross	78 75	
16	A Iowa	72 108				66	H Illinois St.	58 74	124	A North Carolina	60 85	
									134	H Merrimack	75 72	
									201	A Missouri	58 51	
									298	H Ark.-Pine Bluff	65 50	
									302	H Presbyterian	71 52	
									322	H Bryant	69 55	
									337	H Evansville	59 44	
									342	H Chicago St.	96 66	
LAST 10 Division I												
16	A Iowa	72 108	337	H Evansville	59 44							
13	H Northwestern	50 77	134	H Merrimack	75 72							
201	A Missouri	58 51	124	A North Carolina	60 85							
298	H Ark.-Pine Bluff	65 50	302	H Presbyterian	71 52							
66	H Illinois St.	58 74	322	H Bryant	69 55							

Non-Div I Games:

Illinois

Average RPI Win:	189	WON-LOST	WINNING	LAST 10	STRENGTH OF	OPP. STRENGTH	TEAM	ADJ.	CONF.	ADJ CONF.
Average RPI Loss:	50	RECORD	PCT. RANK	GAMES	SCHEDULE	OF SCHEDULE	RPI	RPI	RPI	RPI
DIV. I ONLY	7- 3	76	7-3	164	74	66	66	7	7	
DIV. I NON-CONF.	7- 3	80	7-3	162	72	66	66	7	7	
TOTALS	RPI 1-25	RPI 26-50	W-L RECORDS	RPI 51-100	RPI 101-150	RPI 150+				
7- 3	0- 0	0- 2	OVERALL	0- 1	3- 0	4- 0				
5- 0	0- 0	0- 0	HOME	0- 0	1- 0	4- 0				
2- 3	0- 0	0- 2	AWAY	0- 1	2- 0	0- 0				
0- 0	0- 0	0- 0	NEUTRAL	0- 0	0- 0	0- 0				
7- 3	0- 0	0- 2	NON-CONFERENCE	0- 1	3- 0	4- 0				
5- 0	0- 0	0- 0	HOME	0- 0	1- 0	4- 0				
2- 3	0- 0	0- 2	AWAY	0- 1	2- 0	0- 0				
0- 0	0- 0	0- 0	NEUTRAL	0- 0	0- 0	0- 0				
0- 0	0- 0	0- 0	CONFERENCE	0- 0	0- 0	0- 0				
0- 0	0- 0	0- 0	HOME	0- 0	0- 0	0- 0				
0- 0	0- 0	0- 0	AWAY	0- 0	0- 0	0- 0				
0- 0	0- 0	0- 0	NEUTRAL	0- 0	0- 0	0- 0				

RPI S	Opponent	Score	RPI S	Opponent	Score	RPI S	Opponent	Score	RPI S	Opponent	Score
37	A Marquette	41 58	50	A Saint Louis	56 61	62	A Austin Peay	72 77	126	H UT Martin	70 47
									131	A Illinois	74 58
									141	A North Dakota	66 58
									167	H Northern Ill.	69 66
									224	H Jackson St.	77 55
									229	H Western Ill.	78 65
									305	H SIUE	74 53
LAST 10 Division I											
62	A Austin Peay	72 77	50	A Saint Louis	56 61	224	H Jackson St.	77 55	126	H UT Martin	70 47
224	H Jackson St.	77 55	229	H Western Ill.	78 65	141	A North Dakota	66 58	167	H Northern Ill.	69 66
305	H SIUE	74 53	126	H UT Martin	70 47	37	A Marquette	41 58			
131	A Illinois	74 58									

Non-Div I Games: Truman 87 60

Illinois St.



Average RPI Win: 0		WON-LOST	WINNING	LAST 10	STRENGTH OF	OPP. STRENGTH	TEAM	ADJ.	CONF.	ADJ CONF.
Average RPI Loss: 262		RECORD	PCT. RANK	GAMES	SCHEDULE	OF SCHEDULE	RPI	RPI	RPI	RPI
DIV. I ONLY		0- 6	339	0-6	344	338	351	351	26	26
DIV. I NON-CONF.		0- 5	338	0-5	338	336	351	351	24	24
TOTALS	RPI 1-25		RPI 26-50		W-L RECORDS		RPI 51-100		RPI 101-150	RPI 150+
0- 6	0- 0		0- 0		OVERALL	0- 0		0- 1		0- 5
0- 2	0- 0		0- 0		HOME	0- 0		0- 0		0- 2
0- 4	0- 0		0- 0		AWAY	0- 0		0- 1		0- 3
0- 0	0- 0		0- 0		NEUTRAL	0- 0		0- 0		0- 0
0- 5	0- 0		0- 0		NON-CONFERENCE	0- 0		0- 1		0- 4
0- 1	0- 0		0- 0		HOME	0- 0		0- 0		0- 1
0- 4	0- 0		0- 0		AWAY	0- 0		0- 1		0- 3
0- 0	0- 0		0- 0		NEUTRAL	0- 0		0- 0		0- 0
0- 1	0- 0		0- 0		CONFERENCE	0- 0		0- 0		0- 1
0- 1	0- 0		0- 0		HOME	0- 0		0- 0		0- 1
0- 0	0- 0		0- 0		AWAY	0- 0		0- 0		0- 0
0- 0	0- 0		0- 0		NEUTRAL	0- 0		0- 0		0- 0

RPI 1-25				RPI 26-50				RPI 51-100				RPI 101+				Team's RPI: 351	
RPI	S	Opponent	Score	RPI	S	Opponent	Score	RPI	S	Opponent	Score	RPI	S	Opponent	Score		
												123	A	Ohio	41	78	
												223	A	Kansas St.	41	85	
												288	A	Colorado St.	47	75	
												292	H	Central Ark.	37	47	
												308	H	San Diego St.	48	57	
												339	A	UTSA	56	63	
LAST 10 Division I																	
				308	H	San Diego St.	48	57	288	A	Colorado St.	47	75				
				292	H	Central Ark.	37	47	123	A	Ohio	41	78				
				223	A	Kansas St.	41	85	339	A	UTSA	56	63				

[illegible]

■ Loss, ■ Non-Conf, S Site, H Home A Away N Neutral

## Indiana

Through Games Of Dec. 31, 2019

Average RPI Win:	125	WON-LOST	WINNING	LAST 10	STRENGTH OF	OPP. STRENGTH	TEAM	ADJ.	CONF.	ADJ CONF.
Average RPI Loss:	29	RECORD	PCT. RANK	GAMES	SCHEDULE	OF SCHEDULE	RPI	RPI	RPI	RPI
DIV. I ONLY	12- 2	25	8-2	12	54	9	9	2	2	
DIV. I NON-CONF.	10- 2	31	6-2	20	44	13	13	2	2	
TOTALS	RPI 1-25	RPI 26-50	W-L RECORDS	RPI 51-100	RPI 101-150	RPI 150+				
12- 2	2- 1	1- 1	OVERALL	2- 0	1- 0	6- 0				
6- 1	0- 1	0- 0	HOME	2- 0	0- 0	4- 0				
4- 0	1- 0	1- 0	AWAY	0- 0	0- 0	2- 0				
2- 1	1- 0	0- 1	NEUTRAL	0- 0	1- 0	0- 0				
10- 2	2- 1	0- 1	NON-CONFERENCE	1- 0	1- 0	6- 0				
5- 1	0- 1	0- 0	HOME	1- 0	0- 0	4- 0				
3- 0	1- 0	0- 0	AWAY	0- 0	0- 0	2- 0				
2- 1	1- 0	0- 1	NEUTRAL	0- 0	1- 0	0- 0				
2- 0	0- 0	1- 0	CONFERENCE	1- 0	0- 0	0- 0				
1- 0	0- 0	0- 0	HOME	1- 0	0- 0	0- 0				
1- 0	0- 0	1- 0	AWAY	0- 0	0- 0	0- 0				
0- 0	0- 0	0- 0	NEUTRAL	0- 0	0- 0	0- 0				

RPI 1-25				Team's RPI: 9				RPI 26-50				RPI 51-100				RPI 101+			
RPI	S	Opponent	Score					RPI	S	Opponent	Score	RPI	S	Opponent	Score	RPI	S	Opponent	Score
7	N	South Carolina	71 57					45	A	Rutgers	66 56	69	H	North Florida	72 45	101	N	Washington St.	78 44
10	H	UCLA	58 68					47	N	Baylor	62 77	89	H	Michigan St.	79 67	151	A	Butler	64 53
24	A	Miami (FL)	58 45													155	H	Youngstown St.	93 56
																172	A	Florida	73 49
																202	H	Mt. St. Mary's	75 52
																224	H	Jackson St.	91 51
																265	H	Nicholls St.	111 47
LAST 10 Division I																			
10	H	UCLA	58 68					45	A	Rutgers	66 56								
155	H	Youngstown St.	93 56					89	H	Michigan St.	79 67								
151	A	Butler	64 53					101	N	Washington St.	78 44								
69	H	North Florida	72 45					47	N	Baylor	62 77								
24	A	Miami (FL)	58 45					7	N	South Carolina	71 57								

Non-Div I Games:

Indiana

■ Loss, 
■ Non-Conf, S Site, 
■ Home 
■ Away 
N Neutral

Average RPI Win:	299	WON-LOST	WINNING	LAST 10	STRENGTH OF	OPP. STRENGTH	TEAM	ADJ.	CONF.	ADJ CONF.
Average RPI Loss:	159	RECORD	PCT. RANK	GAMES	SCHEDULE	OF SCHEDULE	RPI	RPI	RPI	RPI
DIV. I ONLY	2- 10	314	1-9	151	318	289	289	7	7	
DIV. I NON-CONF.	2- 10	313	1-9	149	319	292	292	7	7	
TOTALS	RPI 1-25	RPI 26-50	W-L RECORDS	RPI 51-100	RPI 101-150	RPI 150+				
2- 10	0- 0	0- 3	OVERALL	0- 1	0- 0	2- 6				
0- 4	0- 0	0- 1	HOME	0- 0	0- 0	0- 3				
2- 5	0- 0	0- 2	AWAY	0- 1	0- 0	2- 2				
0- 1	0- 0	0- 0	NEUTRAL	0- 0	0- 0	0- 1				
2- 10	0- 0	0- 3	NON-CONFERENCE	0- 1	0- 0	2- 6				
0- 4	0- 0	0- 1	HOME	0- 0	0- 0	0- 3				
2- 5	0- 0	0- 2	AWAY	0- 1	0- 0	2- 2				
0- 1	0- 0	0- 0	NEUTRAL	0- 0	0- 0	0- 1				
0- 0	0- 0	0- 0	CONFERENCE	0- 0	0- 0	0- 0				
0- 0	0- 0	0- 0	HOME	0- 0	0- 0	0- 0				
0- 0	0- 0	0- 0	AWAY	0- 0	0- 0	0- 0				
0- 0	0- 0	0- 0	NEUTRAL	0- 0	0- 0	0- 0				

RPI S	Opponent	Score	RPI S	Opponent	Score	RPI S	Opponent	Score	RPI S	Opponent	Score	Team's RPI: 289
35	A Colorado	46 59	82	A Pacific	66 83	153	H Southeast Mo. St.	58 68				
41	A Kansas	72 84				188	A Murray St.	62 70				
50	H Saint Louis	53 55				229	A Western Ill.	72 83				
						236	H Northern Ky.	68 70				
						246	N CSUN	59 67				
						282	A Eastern Ill.	59 57				
						315	A UIC	61 40				
						325	H Marshall	60 72				
LAST 10 Division I												
236	H Northern Ky.	68 70	50	H Saint Louis	53 55							
188	A Murray St.	62 70	153	H Southeast Mo. St.	58 68							
325	H Marshall	60 72	35	A Colorado	46 59							
246	N CSUN	59 67	315	A UIC	61 40							
82	A Pacific	66 83	229	A Western Ill.	72 83							

Non-Div I Games:

Indiana St.

Average RPI Win:	293	WON-LOST	WINNING	LAST 10	STRENGTH OF	OPP. STRENGTH	TEAM	ADJ.	CONF.	ADJ CONF.
Average RPI Loss:	110	RECORD	PCT. RANK	GAMES	SCHEDULE	OF SCHEDULE	RPI	RPI	RPI	RPI
DIV. I ONLY	1- 8	322	1-8	7	321	183	183	24	24	
DIV. I NON-CONF.	1- 8	322	1-8	8	322	181	181	23	23	
TOTALS	RPI 1-25	RPI 26-50	W-L RECORDS	RPI 51-100	RPI 101-150	RPI 150+				
1- 8	0- 0	0- 0	OVERALL	0- 6	0- 0	1- 2				
0- 3	0- 0	0- 0	HOME	0- 2	0- 0	0- 1				
1- 3	0- 0	0- 0	AWAY	0- 3	0- 0	1- 0				
0- 2	0- 0	0- 0	NEUTRAL	0- 1	0- 0	0- 1				
1- 8	0- 0	0- 0	NON-CONFERENCE	0- 6	0- 0	1- 2				
0- 3	0- 0	0- 0	HOME	0- 2	0- 0	0- 1				
1- 3	0- 0	0- 0	AWAY	0- 3	0- 0	1- 0				
0- 2	0- 0	0- 0	NEUTRAL	0- 1	0- 0	0- 1				
0- 0	0- 0	0- 0	CONFERENCE	0- 0	0- 0	0- 0				
0- 0	0- 0	0- 0	HOME	0- 0	0- 0	0- 0				
0- 0	0- 0	0- 0	AWAY	0- 0	0- 0	0- 0				
0- 0	0- 0	0- 0	NEUTRAL	0- 0	0- 0	0- 0				

RPI 1-25				RPI 26-50				RPI 51-100				RPI 101+				Team's RPI: 183	
RPI	S	Opponent	Score	RPI	S	Opponent	Score	RPI	S	Opponent	Score	RPI	S	Opponent	Score		
								55	A	Central Mich.	50	70	157	H	Massachusetts	51	65
								64	H	Seton Hall	37	89	252	N	Towson	58	75
								78	A	Penn	42	74	293	A	Winthrop	68	61
								87	A	Stony Brook	40	59					
								88	H	Duquesne	74	76					
								100	N	Washington	34	65					
LAST 10 Division I																	
				55	A	Central Mich.	50	70	157	H	Massachusetts	51	65				
				252	N	Towson	58	75	64	H	Seton Hall	37	89				
				100	N	Washington	34	65	88	H	Duquesne	74	76				
				87	A	Stony Brook	40	59	293	A	Winthrop	68	61				
				78	A	Penn	42	74									

Non-Div I Games:

Iona

Average RPI Win:	158	WON-LOST	WINNING	LAST 10	STRENGTH OF	OPP. STRENGTH	TEAM	ADJ.	CONF.	ADJ CONF.
Average RPI Loss:	72	RECORD	PCT. RANK	GAMES	SCHEDULE	OF SCHEDULE	RPI	RPI	RPI	RPI
DIV. I ONLY	10- 3	55	8-2	9	238	16	16	2	2	
DIV. I NON-CONF.	9- 2	40	7-1	16	228	14	14	2	2	
TOTALS	RPI 1-25	RPI 26-50	W-L RECORDS	RPI 51-100	RPI 101-150	RPI 150+				
10- 3	1- 0	1- 1	OVERALL	0- 2	2- 0	6- 0				
7- 0	1- 0	1- 0	HOME	0- 0	1- 0	4- 0				
1- 2	0- 0	0- 1	AWAY	0- 1	1- 0	0- 0				
2- 1	0- 0	0- 0	NEUTRAL	0- 1	0- 0	2- 0				
9- 2	1- 0	1- 1	NON-CONFERENCE	0- 1	1- 0	6- 0				
6- 0	1- 0	1- 0	HOME	0- 0	0- 0	4- 0				
1- 1	0- 0	0- 1	AWAY	0- 0	1- 0	0- 0				
2- 1	0- 0	0- 0	NEUTRAL	0- 1	0- 0	2- 0				
1- 1	0- 0	0- 0	CONFERENCE	0- 1	1- 0	0- 0				
1- 0	0- 0	0- 0	HOME	0- 0	1- 0	0- 0				
0- 1	0- 0	0- 0	AWAY	0- 1	0- 0	0- 0				
0- 0	0- 0	0- 0	NEUTRAL	0- 0	0- 0	0- 0				

RPI	S	Opponent	Score	RPI	S	Opponent	Score	RPI	S	Opponent	Score	RPI	S	Opponent	Score
17	H	Princeton	77 75	30	H	Drake	79 67	81	A	Nebraska	69 78	121	A	Iowa St.	75 69
				34	A	UNI	66 88	100	N	Washington	63 70	131	H	Illinois	108 72
												152	N	Cincinnati	69 61
												166	H	Fla. Atlantic	85 53
												171	H	Clemson	74 60
												233	H	North Ala.	86 81
												252	N	Towson	100 72
												311	H	N.C. Central	102 50
LAST 10 Division I															
311	H	N.C. Central	102 50	131	H	Illinois	108 72								
121	A	Iowa St.	75 69	81	A	Nebraska	69 78								
171	H	Clemson	74 60	30	H	Drake	79 67								
100	N	Washington	63 70	152	N	Cincinnati	69 61								
252	N	Towson	100 72	17	H	Princeton	77 75								

Non-Div I Games:

Iowa

Average RPI Win:	192	WON-LOST	WINNING	LAST 10	STRENGTH OF	OPP. STRENGTH	TEAM	ADJ.	CONF.	ADJ CONF.
Average RPI Loss:	27	RECORD	PCT. RANK	GAMES	SCHEDULE	OF SCHEDULE	RPI	RPI	RPI	RPI
DIV. I ONLY	8- 3	70	7-3	248	16	121	121	5	5	
DIV. I NON-CONF.	8- 3	68	7-3	252	17	121	121	5	5	
TOTALS	RPI 1-25	RPI 26-50	W-L RECORDS	RPI 51-100	RPI 101-150	RPI 150+				
8- 3	0- 1	0- 2	OVERALL	2- 0	0- 0	6- 0				
6- 2	0- 1	0- 1	HOME	1- 0	0- 0	5- 0				
2- 1	0- 0	0- 1	AWAY	1- 0	0- 0	1- 0				
0- 0	0- 0	0- 0	NEUTRAL	0- 0	0- 0	0- 0				
8- 3	0- 1	0- 2	NON-CONFERENCE	2- 0	0- 0	6- 0				
6- 2	0- 1	0- 1	HOME	1- 0	0- 0	5- 0				
2- 1	0- 0	0- 1	AWAY	1- 0	0- 0	1- 0				
0- 0	0- 0	0- 0	NEUTRAL	0- 0	0- 0	0- 0				
0- 0	0- 0	0- 0	CONFERENCE	0- 0	0- 0	0- 0				
0- 0	0- 0	0- 0	HOME	0- 0	0- 0	0- 0				
0- 0	0- 0	0- 0	AWAY	0- 0	0- 0	0- 0				
0- 0	0- 0	0- 0	NEUTRAL	0- 0	0- 0	0- 0				

RPI	S	Opponent	Score	RPI	S	Opponent	Score	RPI	S	Opponent	Score	RPI	S	Opponent	Score	Team's RPI: 121
16	H	Iowa	69 75	30	A	Drake	81 86	65	H	Texas Southern	79 59	161	H	New Orleans	71 53	
				34	H	UNI	63 71	75	A	Alabama	75 66	164	H	Wright St.	79 71	
												233	H	North Ala.	80 72	
												248	H	Southern U.	69 36	
												291	A	North Dakota St.	86 58	
												298	H	Ark.-Pine Bluff	90 40	
LAST 10 Division I																
16	H	Iowa	69 75	233	H	North Ala.	80 72									
75	A	Alabama	75 66	34	H	UNI	63 71									
161	H	New Orleans	71 53	164	H	Wright St.	79 71									
298	H	Ark.-Pine Bluff	90 40	65	H	Texas Southern	79 59									
291	A	North Dakota St.	86 58	30	A	Drake	81 86									

Non-Div I Games:

Iowa St.

■ Loss, 
 ■ Non-Conf, S Site, 
 ■ Home 
 ■ Away 
 N Neutral

Average RPI Win:	262	WON-LOST	WINNING	LAST 10	STRENGTH OF	OPP. STRENGTH	TEAM	ADJ.	CONF.	ADJ CONF.
Average RPI Loss:	115	RECORD	PCT. RANK	GAMES	SCHEDULE	OF SCHEDULE	RPI	RPI	RPI	RPI
DIV. I ONLY	2- 8	295	2-8	122	120	224	224	27	27	
DIV. I NON-CONF.	2- 8	295	2-8	116	120	227	227	27	27	
TOTALS	RPI 1-25	RPI 26-50	W-L RECORDS	RPI 51-100	RPI 101-150	RPI 150+				
2- 8	0- 3	0- 0	OVERALL	0- 1	0- 1	2- 3				
1- 1	0- 1	0- 0	HOME	0- 0	0- 0	1- 0				
1- 7	0- 2	0- 0	AWAY	0- 1	0- 1	1- 3				
0- 0	0- 0	0- 0	NEUTRAL	0- 0	0- 0	0- 0				
2- 8	0- 3	0- 0	NON-CONFERENCE	0- 1	0- 1	2- 3				
1- 1	0- 1	0- 0	HOME	0- 0	0- 0	1- 0				
1- 7	0- 2	0- 0	AWAY	0- 1	0- 1	1- 3				
0- 0	0- 0	0- 0	NEUTRAL	0- 0	0- 0	0- 0				
0- 0	0- 0	0- 0	CONFERENCE	0- 0	0- 0	0- 0				
0- 0	0- 0	0- 0	HOME	0- 0	0- 0	0- 0				
0- 0	0- 0	0- 0	AWAY	0- 0	0- 0	0- 0				
0- 0	0- 0	0- 0	NEUTRAL	0- 0	0- 0	0- 0				

RPI 1-25				RPI 26-50				RPI 51-100				RPI 101+ Team's RPI: 224			
RPI	S	Opponent	Score	RPI	S	Opponent	Score	RPI	S	Opponent	Score	RPI	S	Opponent	Score
9	A	Indiana	51 91					66	A	Illinois St.	55 77	105	A	Bradley	69 78
19	H	Mississippi St.	53 92									178	A	Tulane	46 82
24	A	Miami (FL)	68 83									190	H	Louisiana	65 54
												227	A	Southeastern La.	59 63
												292	A	Central Ark.	54 57
												333	A	Northwestern St.	66 49
LAST 10 Division I															
227	A	Southeastern La.	59 63	190	H	Louisiana	65 54								
292	A	Central Ark.	54 57	66	A	Illinois St.	55 77								
19	H	Mississippi St.	53 92	105	A	Bradley	69 78								
9	A	Indiana	51 91	24	A	Miami (FL)	68 83								
333	A	Northwestern St.	66 49	178	A	Tulane	46 82								

Non-Div I Games:

Jackson St.

# Jacksonville

Through Games Of Dec. 31, 2019

Average RPI Win:	315	WON-LOST	WINNING	LAST 10	STRENGTH OF	OPP. STRENGTH	TEAM	ADJ.	CONF.	ADJ CONF.
Average RPI Loss:	107	RECORD	PCT. RANK	GAMES	SCHEDULE	OF SCHEDULE	RPI	RPI	RPI	RPI
DIV. I ONLY	6- 5	148	6-4	268	259	200	200	15	15	
DIV. I NON-CONF.	6- 5	150	6-4	273	261	198	198	15	15	
TOTALS	RPI 1-25	RPI 26-50	W-L RECORDS	RPI 51-100	RPI 101-150	RPI 150+				
6- 5	0- 1	0- 1	OVERALL	0- 0	0- 1	6- 2				
3- 2	0- 0	0- 0	HOME	0- 0	0- 0	3- 2				
3- 3	0- 1	0- 1	AWAY	0- 0	0- 1	3- 0				
0- 0	0- 0	0- 0	NEUTRAL	0- 0	0- 0	0- 0				
6- 5	0- 1	0- 1	NON-CONFERENCE	0- 0	0- 1	6- 2				
3- 2	0- 0	0- 0	HOME	0- 0	0- 0	3- 2				
3- 3	0- 1	0- 1	AWAY	0- 0	0- 1	3- 0				
0- 0	0- 0	0- 0	NEUTRAL	0- 0	0- 0	0- 0				
0- 0	0- 0	0- 0	CONFERENCE	0- 0	0- 0	0- 0				
0- 0	0- 0	0- 0	HOME	0- 0	0- 0	0- 0				
0- 0	0- 0	0- 0	AWAY	0- 0	0- 0	0- 0				
0- 0	0- 0	0- 0	NEUTRAL	0- 0	0- 0	0- 0				

RPI S	Opponent	Score	RPI S	Opponent	Score	RPI S	Opponent	Score	RPI S	Opponent	Score	Team's RPI: 200
6	A Florida St.	41 75	35	A Colorado	44 66				128	A South Fla.	39 70	
									157	H Bethune-Cookman	52 53	
									207	H Norfolk St.	64 71	
									265	H Nicholls St.	72 55	
									310	H USC Upstate	87 43	
									313	H FIU	77 52	
									317	A Mercer	87 83	
									336	A Jacksonville St.	55 40	
									346	A Florida A&M	88 54	
LAST 10 Division I												
313	H FIU	77 52	317	A Mercer	87 83							
157	H Bethune-Cookman	52 53	336	A Jacksonville St.	55 40							
207	H Norfolk St.	64 71	346	A Florida A&M	88 54							
265	H Nicholls St.	72 55	310	H USC Upstate	87 43							
35	A Colorado	44 66	6	A Florida St.	41 75							

Non-Div I Games: Thomas (GA) 94 36 Johnson (FL) 114 35

Jacksonville

Loss, Non-Conf, S Site, H Home A Away N Neutral



## Jacksonville St.

Through Games Of Dec. 31, 2019

Average RPI Win:	333	WON-LOST	WINNING	LAST 10	STRENGTH OF	OPP. STRENGTH	TEAM	ADJ.	CONF.	ADJ CONF.
Average RPI Loss:	177	RECORD	PCT. RANK	GAMES	SCHEDULE	OF SCHEDULE	RPI	RPI	RPI	RPI
DIV. I ONLY	2- 7	287	2-7	313	288	336	336	19	19	
DIV. I NON-CONF.	2- 7	288	2-7	312	286	337	337	20	20	
TOTALS	RPI 1-25	RPI 26-50	W-L RECORDS	RPI 51-100	RPI 101-150	RPI 150+				
2- 7	0- 0	0- 0	OVERALL	0- 2	0- 1	2- 4				
2- 1	0- 0	0- 0	HOME	0- 0	0- 0	2- 1				
0- 4	0- 0	0- 0	AWAY	0- 2	0- 1	0- 1				
0- 2	0- 0	0- 0	NEUTRAL	0- 0	0- 0	0- 2				
2- 7	0- 0	0- 0	NON-CONFERENCE	0- 2	0- 1	2- 4				
2- 1	0- 0	0- 0	HOME	0- 0	0- 0	2- 1				
0- 4	0- 0	0- 0	AWAY	0- 2	0- 1	0- 1				
0- 2	0- 0	0- 0	NEUTRAL	0- 0	0- 0	0- 2				
0- 0	0- 0	0- 0	CONFERENCE	0- 0	0- 0	0- 0				
0- 0	0- 0	0- 0	HOME	0- 0	0- 0	0- 0				
0- 0	0- 0	0- 0	AWAY	0- 0	0- 0	0- 0				
0- 0	0- 0	0- 0	NEUTRAL	0- 0	0- 0	0- 0				

RPI 1-25				RPI 26-50				RPI 51-100				RPI 101+				Team's RPI: 336	
RPI	S	Opponent	Score	RPI	S	Opponent	Score	RPI	S	Opponent	Score	RPI	S	Opponent	Score		
								56	A	Troy	64	94	110	A	Auburn	53	62
								58	A	Vanderbilt	66	88	200	H	Jacksonville	40	55
													236	N	Northern Ky.	63	66
													284	N	Oakland	55	61
													295	A	Alabama St.	63	68
													319	H	Lipscomb	65	63
													346	H	Florida A&M	72	67
LAST 10 Division I																	
				236	N	Northern Ky.	63	66	110	A	Auburn	53	62				
				295	A	Alabama St.	63	68	200	H	Jacksonville	40	55				
				56	A	Troy	64	94	284	N	Oakland	55	61				
				319	H	Lipscomb	65	63	58	A	Vanderbilt	66	88				
				346	H	Florida A&M	72	67									

Non-Div I Games: Clark Atlanta 75 46 Fort Valley St. 87 65

Jacksonville St.

■ Loss, 
 ■ Non-Conf, 
 ■ S Site, 
 ■ H Home 
 ■ A Away 
 N Neutral

Average RPI Win:	141	WON-LOST	WINNING	LAST 10	STRENGTH OF	OPP. STRENGTH	TEAM	ADJ.	CONF.	ADJ CONF.
Average RPI Loss:	25	RECORD	PCT. RANK	GAMES	SCHEDULE	OF SCHEDULE	RPI	RPI	RPI	RPI
DIV. I ONLY	9- 2	41	8-2	137	14	36	36	16	16	
DIV. I NON-CONF.	9- 2	40	8-2	132	14	34	34	16	16	
TOTALS	RPI 1-25	RPI 26-50	W-L RECORDS	RPI 51-100	RPI 101-150	RPI 150+				
9- 2	0- 1	0- 1	OVERALL	3- 0	2- 0	4- 0				
5- 1	0- 0	0- 1	HOME	1- 0	1- 0	3- 0				
3- 1	0- 1	0- 0	AWAY	1- 0	1- 0	1- 0				
1- 0	0- 0	0- 0	NEUTRAL	1- 0	0- 0	0- 0				
9- 2	0- 1	0- 1	NON-CONFERENCE	3- 0	2- 0	4- 0				
5- 1	0- 0	0- 1	HOME	1- 0	1- 0	3- 0				
3- 1	0- 1	0- 0	AWAY	1- 0	1- 0	1- 0				
1- 0	0- 0	0- 0	NEUTRAL	1- 0	0- 0	0- 0				
0- 0	0- 0	0- 0	CONFERENCE	0- 0	0- 0	0- 0				
0- 0	0- 0	0- 0	HOME	0- 0	0- 0	0- 0				
0- 0	0- 0	0- 0	AWAY	0- 0	0- 0	0- 0				
0- 0	0- 0	0- 0	NEUTRAL	0- 0	0- 0	0- 0				

RPI 1-25				RPI 26-50				Team's RPI: 36				RPI 51-100				RPI 101+			
RPI	S	Opponent	Score	RPI	S	Opponent	Score	RPI	S	Opponent	Score	RPI	S	Opponent	Score	RPI	S	Opponent	Score
23	A	Virginia	49 55	26	H	Maryland	68 70	51	H	St. John's (NY)	76 73	107	A	George Washington	69 50				
								57	N	UCF	46 43	109	H	Liberty	76 53				
								95	A	Villanova	56 52	159	H	Robert Morris	59 32				
												213	A	Georgetown	66 59				
												231	H	Delaware St.	83 64				
												249	H	Longwood	93 53				
LAST 10 Division I																			
23	A	Virginia	49 55	159	H	Robert Morris	59 32												
109	H	Liberty	76 53	107	A	George Washington	69 50												
213	A	Georgetown	66 59	231	H	Delaware St.	83 64												
51	H	St. John's (NY)	76 73	57	N	UCF	46 43												
26	H	Maryland	68 70	95	A	Villanova	56 52												

Non-Div I Games:

James Madison

Average RPI Win:	204	WON-LOST	WINNING	LAST 10	STRENGTH OF	OPP. STRENGTH	TEAM	ADJ.	CONF.	ADJ CONF.
Average RPI Loss:	0	RECORD	PCT. RANK	GAMES	SCHEDULE	OF SCHEDULE	RPI	RPI	RPI	RPI
DIV. I ONLY	11- 0	1	10-0	251	152	41	41	5	5	
DIV. I NON-CONF.	11- 0	1	10-0	255	157	40	40	5	5	
TOTALS	RPI 1-25	RPI 26-50	W-L RECORDS	RPI 51-100	RPI 101-150	RPI 150+				
11- 0	0- 0	1- 0	OVERALL	1- 0	0- 0	9- 0				
8- 0	0- 0	0- 0	HOME	1- 0	0- 0	7- 0				
2- 0	0- 0	1- 0	AWAY	0- 0	0- 0	1- 0				
1- 0	0- 0	0- 0	NEUTRAL	0- 0	0- 0	1- 0				
11- 0	0- 0	1- 0	NON-CONFERENCE	1- 0	0- 0	9- 0				
8- 0	0- 0	0- 0	HOME	1- 0	0- 0	7- 0				
2- 0	0- 0	1- 0	AWAY	0- 0	0- 0	1- 0				
1- 0	0- 0	0- 0	NEUTRAL	0- 0	0- 0	1- 0				
0- 0	0- 0	0- 0	CONFERENCE	0- 0	0- 0	0- 0				
0- 0	0- 0	0- 0	HOME	0- 0	0- 0	0- 0				
0- 0	0- 0	0- 0	AWAY	0- 0	0- 0	0- 0				
0- 0	0- 0	0- 0	NEUTRAL	0- 0	0- 0	0- 0				

RPI 1-25				RPI 26-50		Team's RPI: 41		RPI 51-100				RPI 101+			
RPI	S	Opponent	Score	RPI	S	Opponent	Score	RPI	S	Opponent	Score	RPI	S	Opponent	Score
				50	A	Saint Louis	68 60	99	H	Saint Mary's (CA)	86 81	164	N	Wright St.	74 63
												166	A	Fla. Atlantic	90 60
												172	H	Florida	76 66
												179	H	Texas St.	68 48
												261	H	UMass Lowell	79 44
												264	H	Wofford	83 64
												283	H	Omaha	63 48
												289	H	Indiana St.	84 72
												315	H	UIC	91 50
LAST 10 Division I															
				166	A	Fla. Atlantic	90 60	264	H	Wofford	83 64				
				164	N	Wright St.	74 63	50	A	Saint Louis	68 60				
				179	H	Texas St.	68 48	99	H	Saint Mary's (CA)	86 81				
				261	H	UMass Lowell	79 44	172	H	Florida	76 66				
				283	H	Omaha	63 48	315	H	UIC	91 50				

Non-Div I Games:

Kansas

■ Loss, 
 ■ Non-Conf, S Site, 
 ■ Home 
 ■ Away 
 N Neutral

Average RPI Win: 291		WON-LOST	WINNING	LAST 10	STRENGTH OF	OPP. STRENGTH	TEAM	ADJ.	CONF.	ADJ CONF.
Average RPI Loss: 80		RECORD	PCT. RANK	GAMES	SCHEDULE	OF SCHEDULE	RPI	RPI	RPI	RPI
DIV. I ONLY		6- 5	148	5-5	275	205	223	223	5	5
DIV. I NON-CONF.		6- 5	150	5-5	279	206	226	226	5	5
TOTALS		RPI 1-25	RPI 26-50	W-L RECORDS	RPI 51-100	RPI 101-150	RPI 150+			
6- 5	0- 1		0- 1	OVERALL	0- 1	0- 2	6- 0			
5- 1	0- 0		0- 0	HOME	0- 0	0- 1	5- 0			
1- 2	0- 1		0- 1	AWAY	0- 0	0- 0	1- 0			
0- 2	0- 0		0- 0	NEUTRAL	0- 1	0- 1	0- 0			
6- 5	0- 1		0- 1	NON-CONFERENCE	0- 1	0- 2	6- 0			
5- 1	0- 0		0- 0	HOME	0- 0	0- 1	5- 0			
1- 2	0- 1		0- 1	AWAY	0- 0	0- 0	1- 0			
0- 2	0- 0		0- 0	NEUTRAL	0- 1	0- 1	0- 0			
0- 0	0- 0		0- 0	CONFERENCE	0- 0	0- 0	0- 0			
0- 0	0- 0		0- 0	HOME	0- 0	0- 0	0- 0			
0- 0	0- 0		0- 0	AWAY	0- 0	0- 0	0- 0			
0- 0	0- 0		0- 0	NEUTRAL	0- 0	0- 0	0- 0			

RPI 1-25				RPI 26-50				RPI 51-100				RPI 101+ Team's RPI: 223			
RPI	S	Opponent	Score	RPI	S	Opponent	Score	RPI	S	Opponent	Score	RPI	S	Opponent	Score
21	A	Oregon	51 89	43	A	Arkansas	72 81	89	N	Michigan St.	60 65	111	H	UT Arlington	53 57
												137	N	Memphis	68 72
												212	H	Oral Roberts	109 69
												245	A	UMKC	74 67
												283	H	Omaha	73 48
												315	H	UIC	84 40
												338	H	UTRGV	79 66
												351	H	Incarnate Word	85 41
LAST 10 Division I															
351	H	Incarnate Word	85 41	338	H	UTRGV	79 66	21	A	Oregon	51 89				
89	N	Michigan St.	60 65	245	A	UMKC	74 67	43	A	Arkansas	72 81				
137	N	Memphis	68 72	315	H	UIC	84 40								
111	H	UT Arlington	53 57												
212	H	Oral Roberts	109 69												

Non-Div I Games:

Kansas St.

Average RPI Win:	268	WON-LOST	WINNING	LAST 10	STRENGTH OF	OPP. STRENGTH	TEAM	ADJ.	CONF.	ADJ CONF.
Average RPI Loss:	131	RECORD	PCT. RANK	GAMES	SCHEDULE	OF SCHEDULE	RPI	RPI	RPI	RPI
DIV. I ONLY	5- 5	164	5-5	257	223	191	191	15	15	
DIV. I NON-CONF.	5- 5	163	5-5	261	226	186	186	15	15	
TOTALS	RPI 1-25	RPI 26-50	W-L RECORDS	RPI 51-100	RPI 101-150	RPI 150+				
5- 5	0- 0	0- 1	OVERALL	0- 2	0- 0	5- 2				
2- 1	0- 0	0- 1	HOME	0- 0	0- 0	2- 0				
2- 4	0- 0	0- 0	AWAY	0- 2	0- 0	2- 2				
1- 0	0- 0	0- 0	NEUTRAL	0- 0	0- 0	1- 0				
5- 5	0- 0	0- 1	NON-CONFERENCE	0- 2	0- 0	5- 2				
2- 1	0- 0	0- 1	HOME	0- 0	0- 0	2- 0				
2- 4	0- 0	0- 0	AWAY	0- 2	0- 0	2- 2				
1- 0	0- 0	0- 0	NEUTRAL	0- 0	0- 0	1- 0				
0- 0	0- 0	0- 0	CONFERENCE	0- 0	0- 0	0- 0				
0- 0	0- 0	0- 0	HOME	0- 0	0- 0	0- 0				
0- 0	0- 0	0- 0	AWAY	0- 0	0- 0	0- 0				
0- 0	0- 0	0- 0	NEUTRAL	0- 0	0- 0	0- 0				

RPI S	Opponent	Score	RPI S	Opponent	Score	RPI S	Opponent	Score	RPI S	Opponent	Score	Team's RPI: 191
32	H Georgia Tech	47 63	61	A Georgia	65 80	156	H Samford	60 55	208	A Campbell	51 63	
			88	A Duquesne	72 75	267	A Navy	62 82	273	A UNCW	58 56	
						281	A Ga. Southern	95 69	314	N UMBC	59 44	
						317	H Mercer	92 64				
LAST 10 Division I												
208	A Campbell	51 63	88	A Duquesne	72 75							
273	A UNCW	58 56	32	H Georgia Tech	47 63							
281	A Ga. Southern	95 69	314	N UMBC	59 44							
317	H Mercer	92 64	267	A Navy	62 82							
156	H Samford	60 55	61	A Georgia	65 80							

Non-Div I Games: Middle Ga. St. 88 49

Kennesaw St.

Average RPI Win:	214	WON-LOST	WINNING	LAST 10	STRENGTH OF	OPP. STRENGTH	TEAM	ADJ.	CONF.	ADJ CONF.
Average RPI Loss:	33	RECORD	PCT. RANK	GAMES	SCHEDULE	OF SCHEDULE	RPI	RPI	RPI	RPI
DIV. I ONLY	6- 4	122	6-4	80	111	77	77	10	10	
DIV. I NON-CONF.	6- 4	122	6-4	83	109	79	79	10	10	
TOTALS	RPI 1-25	RPI 26-50	W-L RECORDS	RPI 51-100	RPI 101-150	RPI 150+				
6- 4	0- 2	0- 1	OVERALL	1- 1	0- 0	5- 0				
2- 1	0- 1	0- 0	HOME	0- 0	0- 0	2- 0				
2- 1	0- 1	0- 0	AWAY	1- 0	0- 0	1- 0				
2- 2	0- 0	0- 1	NEUTRAL	0- 1	0- 0	2- 0				
6- 4	0- 2	0- 1	NON-CONFERENCE	1- 1	0- 0	5- 0				
2- 1	0- 1	0- 0	HOME	0- 0	0- 0	2- 0				
2- 1	0- 1	0- 0	AWAY	1- 0	0- 0	1- 0				
2- 2	0- 0	0- 1	NEUTRAL	0- 1	0- 0	2- 0				
0- 0	0- 0	0- 0	CONFERENCE	0- 0	0- 0	0- 0				
0- 0	0- 0	0- 0	HOME	0- 0	0- 0	0- 0				
0- 0	0- 0	0- 0	AWAY	0- 0	0- 0	0- 0				
0- 0	0- 0	0- 0	NEUTRAL	0- 0	0- 0	0- 0				

RPI 1-25			RPI 26-50			RPI 51-100			Team's RPI: 77	RPI 101+		
RPI	S	Opponent	Score	RPI	S	Opponent	Score	RPI	S	Opponent	Score	
14	A	Purdue	64 77	44	N	Michigan	53 88	56	N	Troy	64 71	155 A Youngstown St. 82 73
18	H	Ohio St.	65 75					88	A	Duquesne	77 75	159 H Robert Morris 82 81
												275 H St. Bonaventure 81 58
												281 N Ga. Southern 62 48
												323 N Purdue Fort Wayne 75 67
LAST 10 Division I												
159	H	Robert Morris	82 81	56	N	Troy	64 71					
18	H	Ohio St.	65 75	281	N	Ga. Southern	62 48					
323	N	Purdue Fort Wayne	75 67	14	A	Purdue	64 77					
44	N	Michigan	53 88	275	H	St. Bonaventure	81 58					
155	A	Youngstown St.	82 73	88	A	Duquesne	77 75					

Non-Div I Games: Hiram

92 36

Kent St.

Average RPI Win:	155	WON-LOST	WINNING	LAST 10	STRENGTH OF	OPP. STRENGTH	TEAM	ADJ.	CONF.	ADJ CONF.
Average RPI Loss:	3	RECORD	PCT. RANK	GAMES	SCHEDULE	OF SCHEDULE	RPI	RPI	RPI	RPI
DIV. I ONLY	11- 1	17	9-1	116	26	25	25	4	4	
DIV. I NON-CONF.	11- 1	14	9-1	112	24	25	25	4	4	
TOTALS	RPI 1-25	RPI 26-50	W-L RECORDS	RPI 51-100	RPI 101-150	RPI 150+				
11- 1	1- 1	0- 0	OVERALL	4- 0	0- 0	6- 0				
8- 1	0- 1	0- 0	HOME	2- 0	0- 0	6- 0				
3- 0	1- 0	0- 0	AWAY	2- 0	0- 0	0- 0				
0- 0	0- 0	0- 0	NEUTRAL	0- 0	0- 0	0- 0				
11- 1	1- 1	0- 0	NON-CONFERENCE	4- 0	0- 0	6- 0				
8- 1	0- 1	0- 0	HOME	2- 0	0- 0	6- 0				
3- 0	1- 0	0- 0	AWAY	2- 0	0- 0	0- 0				
0- 0	0- 0	0- 0	NEUTRAL	0- 0	0- 0	0- 0				
0- 0	0- 0	0- 0	CONFERENCE	0- 0	0- 0	0- 0				
0- 0	0- 0	0- 0	HOME	0- 0	0- 0	0- 0				
0- 0	0- 0	0- 0	AWAY	0- 0	0- 0	0- 0				
0- 0	0- 0	0- 0	NEUTRAL	0- 0	0- 0	0- 0				

RPI 1-25				RPI 26-50				RPI 51-100				RPI 101+			
RPI	S	Opponent	Score	RPI	S	Opponent	Score	RPI	S	Opponent	Score	RPI	S	Opponent	Score
3	H	Louisville	66 67					53	H	Charlotte	86 39	156	H	Samford	79 49
23	A	Virginia	50 47					59	A	Middle Tenn.	67 52	202	H	Mt. St. Mary's	67 44
								60	A	California	63 61	230	H	Stetson	67 48
								62	H	Austin Peay	81 52	271	H	Morehead St.	79 54
												293	H	Winthrop	91 36
												299	H	Grambling	81 35
LAST 10 Division I															
				53	H	Charlotte	86 39	60	A	California	63 61				
				62	H	Austin Peay	81 52	3	H	Louisville	66 67				
				299	H	Grambling	81 35	293	H	Winthrop	91 36				
				271	H	Morehead St.	79 54	156	H	Samford	79 49				
				23	A	Virginia	50 47	230	H	Stetson	67 48				

Non-Div I Games:

Kentucky

■ Loss, 
 ■ Non-Conf, S Site, 
 ■ Home 
 ■ Away 
 N Neutral

LIU Brooklyn

Through Games Of Dec. 31, 2019

Average RPI Win:	328	WON-LOST	WINNING	LAST 10	STRENGTH OF	OPP. STRENGTH	TEAM	ADJ.	CONF.	ADJ CONF.
Average RPI Loss:	249	RECORD	PCT. RANK	GAMES	SCHEDULE	OF SCHEDULE	RPI	RPI	RPI	RPI
DIV. I ONLY	1- 10	329	1-9	306	350	348	348	31	31	
DIV. I NON-CONF.	1- 10	329	1-9	308	350	347	347	31	31	
TOTALS	RPI 1-25	RPI 26-50	W-L RECORDS	RPI 51-100	RPI 101-150	RPI 150+				
1- 10	0- 0	0- 0	OVERALL	0- 1	0- 0	1- 9				
1- 6	0- 0	0- 0	HOME	0- 1	0- 0	1- 5				
0- 4	0- 0	0- 0	AWAY	0- 0	0- 0	0- 4				
0- 0	0- 0	0- 0	NEUTRAL	0- 0	0- 0	0- 0				
1- 10	0- 0	0- 0	NON-CONFERENCE	0- 1	0- 0	1- 9				
1- 6	0- 0	0- 0	HOME	0- 1	0- 0	1- 5				
0- 4	0- 0	0- 0	AWAY	0- 0	0- 0	0- 4				
0- 0	0- 0	0- 0	NEUTRAL	0- 0	0- 0	0- 0				
0- 0	0- 0	0- 0	CONFERENCE	0- 0	0- 0	0- 0				
0- 0	0- 0	0- 0	HOME	0- 0	0- 0	0- 0				
0- 0	0- 0	0- 0	AWAY	0- 0	0- 0	0- 0				
0- 0	0- 0	0- 0	NEUTRAL	0- 0	0- 0	0- 0				

RPI 1-25				RPI 26-50				RPI 51-100				RPI 101+				Team's RPI: 348	
RPI	S	Opponent	Score	RPI	S	Opponent	Score	RPI	S	Opponent	Score	RPI	S	Opponent	Score		
								87	H	Stony Brook	49	80	185	A	Rhode Island	56	79
												187	H	Cleveland St.	49	79	
												261	A	UMass Lowell	56	65	
												266	A	Army West Point	60	67	
												278	A	Lafayette	60	65	
												287	H	Fairfield	51	53	
												290	H	Vermont	62	73	
												311	H	N.C. Central	59	61	
												328	H	Hofstra	85	46	
												341	H	Saint Peter's	74	89	
LAST 10 Division I																	
				328	H	Hofstra	85	46		311	H	N.C. Central	59	61			
				87	H	Stony Brook	49	80		290	H	Vermont	62	73			
				278	A	Lafayette	60	65		261	A	UMass Lowell	56	65			
				187	H	Cleveland St.	49	79		266	A	Army West Point	60	67			
				287	H	Fairfield	51	53		185	A	Rhode Island	56	79			

Non-Div I Games:

LIU Brooklyn

Loss, Non-Conf, S Site, H Home A Away N Neutral



Average RPI Win:	189	WON-LOST	WINNING	LAST 10	STRENGTH OF	OPP. STRENGTH	TEAM	ADJ.	CONF.	ADJ CONF.
Average RPI Loss:	153	RECORD	PCT. RANK	GAMES	SCHEDULE	OF SCHEDULE	RPI	RPI	RPI	RPI
DIV. I ONLY	3- 11	294	2-8	184	138	277	277	11	11	
DIV. I NON-CONF.	3- 9	279	2-6	180	151	260	260	11	11	
TOTALS	RPI 1-25	RPI 26-50	W-L RECORDS	RPI 51-100	RPI 101-150	RPI 150+				
3- 11	0- 1	0- 1	OVERALL	0- 2	1- 1	2- 6				
1- 6	0- 0	0- 1	HOME	0- 1	1- 0	0- 4				
2- 3	0- 1	0- 0	AWAY	0- 0	0- 0	2- 2				
0- 2	0- 0	0- 0	NEUTRAL	0- 1	0- 1	0- 0				
3- 9	0- 1	0- 1	NON-CONFERENCE	0- 1	1- 1	2- 5				
1- 4	0- 0	0- 1	HOME	0- 0	1- 0	0- 3				
2- 3	0- 1	0- 0	AWAY	0- 0	0- 0	2- 2				
0- 2	0- 0	0- 0	NEUTRAL	0- 1	0- 1	0- 0				
0- 2	0- 0	0- 0	CONFERENCE	0- 1	0- 0	0- 1				
0- 2	0- 0	0- 0	HOME	0- 1	0- 0	0- 1				
0- 0	0- 0	0- 0	AWAY	0- 0	0- 0	0- 0				
0- 0	0- 0	0- 0	NEUTRAL	0- 0	0- 0	0- 0				

RPI 1-25				RPI 26-50				RPI 51-100				RPI 101+ Team's RPI: 277			
RPI	S	Opponent	Score	RPI	S	Opponent	Score	RPI	S	Opponent	Score	RPI	S	Opponent	Score
10	A	UCLA	52 74	48	H	Yale	65 81	86	N	Ball St.	72 77	102	N	Providence	45 48
								97	H	BYU	44 59	147	H	Hawaii	65 51
												176	A	New Mexico	73 72
												203	H	Cal St. Fullerton	74 79
												210	A	Tulsa	56 75
												213	H	Georgetown	53 64
												214	H	San Diego	59 67
												244	A	Long Beach St.	70 57
												246	H	CSUN	54 56
												254	A	UC Irvine	65 80
LAST 10 Division I															
		86 N Ball St.	72 77			214 H San Diego	59 67								
		246 H CSUN	54 56			97 H BYU	44 59								
		48 H Yale	65 81			102 N Providence	45 48								
		213 H Georgetown	53 64			176 A New Mexico	73 72								
		210 A Tulsa	56 75			244 A Long Beach St.	70 57								

Non-Div I Games: Cal St. San B'dino 94 46

LMU (CA)

■ Loss, 
 ■ Non-Conf, 
 ■ S Site, 
 ■ H Home 
 ■ A Away 
 N Neutral

Average RPI Win:	168	WON-LOST	WINNING	LAST 10	STRENGTH OF	OPP. STRENGTH	TEAM	ADJ.	CONF.	ADJ CONF.
Average RPI Loss:	22	RECORD	PCT. RANK	GAMES	SCHEDULE	OF SCHEDULE	RPI	RPI	RPI	RPI
DIV. I ONLY	10- 2	33	9-1	154	19	40	40	4	4	
DIV. I NON-CONF.	10- 2	31	9-1	151	19	39	39	4	4	
TOTALS	RPI 1-25	RPI 26-50	W-L RECORDS	RPI 51-100	RPI 101-150	RPI 150+				
10- 2	0- 1	2- 1	OVERALL	1- 0	1- 0	6- 0				
5- 1	0- 1	1- 0	HOME	0- 0	0- 0	4- 0				
3- 1	0- 0	1- 1	AWAY	0- 0	0- 0	2- 0				
2- 0	0- 0	0- 0	NEUTRAL	1- 0	1- 0	0- 0				
10- 2	0- 1	2- 1	NON-CONFERENCE	1- 0	1- 0	6- 0				
5- 1	0- 1	1- 0	HOME	0- 0	0- 0	4- 0				
3- 1	0- 0	1- 1	AWAY	0- 0	0- 0	2- 0				
2- 0	0- 0	0- 0	NEUTRAL	1- 0	1- 0	0- 0				
0- 0	0- 0	0- 0	CONFERENCE	0- 0	0- 0	0- 0				
0- 0	0- 0	0- 0	HOME	0- 0	0- 0	0- 0				
0- 0	0- 0	0- 0	AWAY	0- 0	0- 0	0- 0				
0- 0	0- 0	0- 0	NEUTRAL	0- 0	0- 0	0- 0				

RPI S	Opponent	Score	RPI S	Opponent	Score	Team's RPI: 40	RPI S	Opponent	Score	RPI S	Opponent	Score	RPI S	Opponent	Score
6	H Florida St.	62 70	29	A FGCU	74 63		89	N Michigan St.	58 56	137	N Memphis	89 58			
			38	A Oklahoma	68 90					161	H New Orleans	83 49			
			45	H Rutgers	64 58					178	A Tulane	59 54			
										199	A Little Rock	65 50			
										227	H Southeastern La.	62 52			
										265	H Nicholls St.	63 32			
										346	H Florida A&M	73 45			
LAST 10 Division I															
137	N Memphis	89 58	346	H Florida A&M	73 45										
89	N Michigan St.	58 56	29	A FGCU	74 63										
45	H Rutgers	64 58	38	A Oklahoma	68 90										
227	H Southeastern La.	62 52	265	H Nicholls St.	63 32										
178	A Tulane	59 54	199	A Little Rock	65 50										

Non-Div I Games:

LSU

Average RPI Win:	223	WON-LOST	WINNING	LAST 10	STRENGTH OF	OPP. STRENGTH	TEAM	ADJ.	CONF.	ADJ CONF.
Average RPI Loss:	122	RECORD	PCT. RANK	GAMES	SCHEDULE	OF SCHEDULE	RPI	RPI	RPI	RPI
DIV. I ONLY	6- 7	189	4-6	174	235	189	189	12	12	
DIV. I NON-CONF.	6- 7	182	4-6	172	239	184	184	12	12	
TOTALS	RPI 1-25	RPI 26-50	W-L RECORDS	RPI 51-100	RPI 101-150	RPI 150+				
6- 7	0- 0	0- 0	OVERALL	0- 4	1- 1	5- 2				
2- 4	0- 0	0- 0	HOME	0- 3	1- 0	1- 1				
3- 3	0- 0	0- 0	AWAY	0- 1	0- 1	3- 1				
1- 0	0- 0	0- 0	NEUTRAL	0- 0	0- 0	1- 0				
6- 7	0- 0	0- 0	NON-CONFERENCE	0- 4	1- 1	5- 2				
2- 4	0- 0	0- 0	HOME	0- 3	1- 0	1- 1				
3- 3	0- 0	0- 0	AWAY	0- 1	0- 1	3- 1				
1- 0	0- 0	0- 0	NEUTRAL	0- 0	0- 0	1- 0				
0- 0	0- 0	0- 0	CONFERENCE	0- 0	0- 0	0- 0				
0- 0	0- 0	0- 0	HOME	0- 0	0- 0	0- 0				
0- 0	0- 0	0- 0	AWAY	0- 0	0- 0	0- 0				
0- 0	0- 0	0- 0	NEUTRAL	0- 0	0- 0	0- 0				

RPI 1-25			RPI 26-50			RPI 51-100			RPI 101+			Team's RPI: 189
RPI	S	Opponent	Score	RPI	S	Opponent	Score	RPI	S	Opponent	Score	
						68 H Temple	69 72	108 H Harvard		75 69		
						73 A Drexel	31 69	113 A Rider		43 70		
						78 H Penn	49 65	159 H Robert Morris		68 71		
						95 H Villanova	69 77	168 A Howard		78 62		
								207 A Norfolk St.		55 52		
								209 A Penn St.		69 67		
								267 A Navy		46 61		
								314 N UMBC		74 58		
								330 H Coppin St.		79 46		
LAST 10 Division I												
78 H Penn		49 65	68 H Temple		69 72							
267 A Navy		46 61	95 H Villanova		69 77							
314 N UMBC		74 58	73 A Drexel		31 69							
330 H Coppin St.		79 46	113 A Rider		43 70							
207 A Norfolk St.		55 52	209 A Penn St.		69 67							

Non-Div I Games:

La Salle

■ Loss, 
 ■ Non-Conf, 
 ■ S Site, 
 ■ H Home 
 ■ A Away 
 N Neutral

Average RPI Win:	339	WON-LOST	WINNING	LAST 10	STRENGTH OF	OPP. STRENGTH	TEAM	ADJ.	CONF.	ADJ CONF.
Average RPI Loss:	241	RECORD	PCT. RANK	GAMES	SCHEDULE	OF SCHEDULE	RPI	RPI	RPI	RPI
DIV. I ONLY	2- 9	303	2-8	341	323	349	349	22	22	
DIV. I NON-CONF.	2- 9	304	2-8	344	324	349	349	22	22	
TOTALS	RPI 1-25	RPI 26-50	W-L RECORDS	RPI 51-100	RPI 101-150	RPI 150+				
2- 9	0- 0	0- 0	OVERALL	0- 0	0- 0	2- 9				
2- 3	0- 0	0- 0	HOME	0- 0	0- 0	2- 3				
0- 6	0- 0	0- 0	AWAY	0- 0	0- 0	0- 6				
0- 0	0- 0	0- 0	NEUTRAL	0- 0	0- 0	0- 0				
2- 9	0- 0	0- 0	NON-CONFERENCE	0- 0	0- 0	2- 9				
2- 3	0- 0	0- 0	HOME	0- 0	0- 0	2- 3				
0- 6	0- 0	0- 0	AWAY	0- 0	0- 0	0- 6				
0- 0	0- 0	0- 0	NEUTRAL	0- 0	0- 0	0- 0				
0- 0	0- 0	0- 0	CONFERENCE	0- 0	0- 0	0- 0				
0- 0	0- 0	0- 0	HOME	0- 0	0- 0	0- 0				
0- 0	0- 0	0- 0	AWAY	0- 0	0- 0	0- 0				
0- 0	0- 0	0- 0	NEUTRAL	0- 0	0- 0	0- 0				

RPI 1-25			RPI 26-50			RPI 51-100			RPI 101+			Team's RPI: 349
RPI	S	Opponent	Score	RPI	S	Opponent	Score	RPI	S	Opponent	Score	
								181	A	Texas Tech	38	83
								196	H	Southern Miss.	42	57
								220	A	North Texas	51	63
								221	A	Tennessee Tech	68	75
								227	H	Southeastern La.	52	65
								260	H	Houston Baptist	65	72
								265	A	Nicholls St.	59	74
								296	A	Ole Miss	42	66
								303	A	McNeese	69	72
								333	H	Northwestern St.	63	54
								344	H	Mississippi Val.	74	66
LAST 10 Division I												
260	H	Houston Baptist	65	72	344	H	Mississippi Val.	74	66			
303	A	McNeese	69	72	181	A	Texas Tech	38	83			
227	H	Southeastern La.	52	65	220	A	North Texas	51	63			
333	H	Northwestern St.	63	54	265	A	Nicholls St.	59	74			
196	H	Southern Miss.	42	57	221	A	Tennessee Tech	68	75			

Non-Div I Games:

La.-Monroe

■ Loss, 
 ■ Non-Conf, 
 ■ S Site, 
 ■ H Home 
 ■ A Away 
 N Neutral

Lafayette

Through Games Of Dec. 31, 2019

Average RPI Win:	311	WON-LOST	WINNING	LAST 10	STRENGTH OF	OPP. STRENGTH	TEAM	ADJ.	CONF.	ADJ CONF.
Average RPI Loss:	138	RECORD	PCT. RANK	GAMES	SCHEDULE	OF SCHEDULE	RPI	RPI	RPI	RPI
DIV. I ONLY	4- 6	216	4-6	253	328	278	278	13	13	
DIV. I NON-CONF.	4- 6	212	4-6	257	328	281	281	13	13	
TOTALS	RPI 1-25	RPI 26-50	W-L RECORDS	RPI 51-100	RPI 101-150	RPI 150+				
4- 6	0- 0	0- 0	OVERALL	0- 3	0- 1	4- 2				
3- 2	0- 0	0- 0	HOME	0- 1	0- 0	3- 1				
1- 4	0- 0	0- 0	AWAY	0- 2	0- 1	1- 1				
0- 0	0- 0	0- 0	NEUTRAL	0- 0	0- 0	0- 0				
4- 6	0- 0	0- 0	NON-CONFERENCE	0- 3	0- 1	4- 2				
3- 2	0- 0	0- 0	HOME	0- 1	0- 0	3- 1				
1- 4	0- 0	0- 0	AWAY	0- 2	0- 1	1- 1				
0- 0	0- 0	0- 0	NEUTRAL	0- 0	0- 0	0- 0				
0- 0	0- 0	0- 0	CONFERENCE	0- 0	0- 0	0- 0				
0- 0	0- 0	0- 0	HOME	0- 0	0- 0	0- 0				
0- 0	0- 0	0- 0	AWAY	0- 0	0- 0	0- 0				
0- 0	0- 0	0- 0	NEUTRAL	0- 0	0- 0	0- 0				

RPI 1-25				RPI 26-50				RPI 51-100				RPI 101+				Team's RPI: 278	
RPI	S	Opponent	Score	RPI	S	Opponent	Score	RPI	S	Opponent	Score	RPI	S	Opponent	Score		
								51	A	St. John's (NY)	44	76	117	A	Binghamton	64	74
								64	A	Seton Hall	50	74	194	A	Monmouth	44	52
								88	H	Duquesne	65	73	228	H	Manhattan	60	53
													314	H	UMBC	58	65
													333	A	Albany (NY)	54	47
													335	H	Fairleigh Dickinson	61	29
													348	H	LIU Brooklyn	65	60
LAST 10 Division I																	
				333	A	Albany (NY)	54	47				314	H	UMBC	58	65	
				348	H	LIU Brooklyn	65	60				64	A	Seton Hall	50	74	
				88	H	Duquesne	65	73				194	A	Monmouth	44	52	
				51	A	St. John's (NY)	44	76				228	H	Manhattan	60	53	
				117	A	Binghamton	64	74				335	H	Fairleigh Dickinson	61	29	

Non-Div I Games:

Lafayette

Loss, Non-Conf, S Site, H Home A Away N Neutral

Average RPI Win:	235	WON-LOST	WINNING	LAST 10	STRENGTH OF	OPP. STRENGTH	TEAM	ADJ.	CONF.	ADJ CONF.
Average RPI Loss:	123	RECORD	PCT. RANK	GAMES	SCHEDULE	OF SCHEDULE	RPI	RPI	RPI	RPI
DIV. I ONLY	4- 5	205	4-5	94	255	143	143	26	26	
DIV. I NON-CONF.	2- 5	260	2-5	21	250	150	150	24	24	
TOTALS	RPI 1-25	RPI 26-50	W-L RECORDS	RPI 51-100	RPI 101-150	RPI 150+				
4- 5	0- 1	0- 2	OVERALL	0- 0	1- 0	3- 2				
2- 1	0- 0	0- 0	HOME	0- 0	0- 0	2- 1				
1- 4	0- 1	0- 2	AWAY	0- 0	0- 0	1- 1				
1- 0	0- 0	0- 0	NEUTRAL	0- 0	1- 0	0- 0				
2- 5	0- 1	0- 2	NON-CONFERENCE	0- 0	1- 0	1- 2				
1- 1	0- 0	0- 0	HOME	0- 0	0- 0	1- 1				
0- 4	0- 1	0- 2	AWAY	0- 0	0- 0	0- 1				
1- 0	0- 0	0- 0	NEUTRAL	0- 0	1- 0	0- 0				
2- 0	0- 0	0- 0	CONFERENCE	0- 0	0- 0	2- 0				
1- 0	0- 0	0- 0	HOME	0- 0	0- 0	1- 0				
1- 0	0- 0	0- 0	AWAY	0- 0	0- 0	1- 0				
0- 0	0- 0	0- 0	NEUTRAL	0- 0	0- 0	0- 0				

RPI 1-25				RPI 26-50				RPI 51-100				RPI 101+ Team's RPI: 143			
RPI	S	Opponent	Score	RPI	S	Opponent	Score	RPI	S	Opponent	Score	RPI	S	Opponent	Score
20	A	NC State	40 81	39	A	Oklahoma St.	53 74					112	N	Idaho	47 44
				47	A	Baylor	28 90					190	H	Louisiana	63 74
												227	A	Southeastern La.	65 57
												269	H	Denver	71 59
												321	A	Cal Poly	56 57
												333	H	Northwestern St.	61 58
LAST 10 Division I															
		112 N Idaho	47 44			333 H Northwestern St.	61 58								
		190 H Louisiana	63 74			227 A Southeastern La.	65 57								
		47 A Baylor	28 90			269 H Denver	71 59								
		20 A NC State	40 81			321 A Cal Poly	56 57								
		39 A Oklahoma St.	53 74												

Non-Div I Games: Howard Payne 96 36 LeTourneau 90 38

Lamar University

Loss, Non-Conf, S Site, H Home A Away N Neutral

Average RPI Win: 201		WON-LOST	WINNING	LAST 10	STRENGTH OF	OPP. STRENGTH	TEAM	ADJ.	CONF.	ADJ CONF.
Average RPI Loss: 89		RECORD	PCT. RANK	GAMES	SCHEDULE	OF SCHEDULE	RPI	RPI	RPI	RPI
DIV. I ONLY		7- 3	76	7-3	179	199	79	79	13	13
DIV. I NON-CONF.		7- 3	80	7-3	179	196	82	82	13	13
TOTALS	RPI 1-25		RPI 26-50		W-L RECORDS	RPI 51-100	RPI 101-150		RPI 150+	
7- 3	0- 0		0- 0		OVERALL	1- 2	2- 1		4- 0	
3- 0	0- 0		0- 0		HOME	1- 0	1- 0		1- 0	
4- 1	0- 0		0- 0		AWAY	0- 1	1- 0		3- 0	
0- 2	0- 0		0- 0		NEUTRAL	0- 1	0- 1		0- 0	
7- 3	0- 0		0- 0		NON-CONFERENCE	1- 2	2- 1		4- 0	
3- 0	0- 0		0- 0		HOME	1- 0	1- 0		1- 0	
4- 1	0- 0		0- 0		AWAY	0- 1	1- 0		3- 0	
0- 2	0- 0		0- 0		NEUTRAL	0- 1	0- 1		0- 0	
0- 0	0- 0		0- 0		CONFERENCE	0- 0	0- 0		0- 0	
0- 0	0- 0		0- 0		HOME	0- 0	0- 0		0- 0	
0- 0	0- 0		0- 0		AWAY	0- 0	0- 0		0- 0	
0- 0	0- 0		0- 0		NEUTRAL	0- 0	0- 0		0- 0	

RPI 1-25				RPI 26-50				RPI 51-100				Team's RPI: 79				RPI 101+			
RPI	S	Opponent	Score	RPI	S	Opponent	Score	RPI	S	Opponent	Score	RPI	S	Opponent	Score	RPI	S	Opponent	Score
								54	A	Minnesota	49 77	107	H	George Washington	59 53				
								64	H	Seton Hall	75 68	127	N	Fordham	57 59				
								86	N	Ball St.	52 54	134	A	Merrimack	72 68				
												202	A	Mt. St. Mary's	66 65				
												231	A	Delaware St.	68 38				
												329	H	Central Conn. St.	70 51				
												341	A	Saint Peter's	80 71				
LAST 10 Division I																			
				64	H	Seton Hall	75 68	341	A	Saint Peter's	80 71								
				329	H	Central Conn. St.	70 51	54	A	Minnesota	49 77								
				107	H	George Washington	59 53	202	A	Mt. St. Mary's	66 65								
				134	A	Merrimack	72 68	127	N	Fordham	57 59								
				231	A	Delaware St.	68 38	86	N	Ball St.	52 54								

Non-Div I Games:	Bloomsburg	91	43
------------------	------------	----	----

Lehigh

■ Loss, ■ Non-Conf, S Site, H Home A Away N Neutral

Liberty

Through Games Of Dec. 31, 2019

Average RPI Win:	185	WON-LOST	WINNING	LAST 10	STRENGTH OF	OPP. STRENGTH	TEAM	ADJ.	CONF.	ADJ CONF.
Average RPI Loss:	108	RECORD	PCT. RANK	GAMES	SCHEDULE	OF SCHEDULE	RPI	RPI	RPI	RPI
DIV. I ONLY	7- 6	157	6-4	132	95	109	109	15	15	
DIV. I NON-CONF.	7- 6	160	6-4	126	98	106	106	15	15	
TOTALS	RPI 1-25	RPI 26-50	W-L RECORDS	RPI 51-100	RPI 101-150	RPI 150+				
7- 6	0- 1	0- 2	OVERALL	0- 0	2- 1	5- 2				
1- 3	0- 0	0- 0	HOME	0- 0	0- 1	1- 2				
4- 2	0- 0	0- 2	AWAY	0- 0	0- 0	4- 0				
2- 1	0- 1	0- 0	NEUTRAL	0- 0	2- 0	0- 0				
7- 6	0- 1	0- 2	NON-CONFERENCE	0- 0	2- 1	5- 2				
1- 3	0- 0	0- 0	HOME	0- 0	0- 1	1- 2				
4- 2	0- 0	0- 2	AWAY	0- 0	0- 0	4- 0				
2- 1	0- 1	0- 0	NEUTRAL	0- 0	2- 0	0- 0				
0- 0	0- 0	0- 0	CONFERENCE	0- 0	0- 0	0- 0				
0- 0	0- 0	0- 0	HOME	0- 0	0- 0	0- 0				
0- 0	0- 0	0- 0	AWAY	0- 0	0- 0	0- 0				
0- 0	0- 0	0- 0	NEUTRAL	0- 0	0- 0	0- 0				

RPI S	Opponent	Score	RPI S	Opponent	Score	RPI S	Opponent	Score	RPI S	Opponent	Score	Team's RPI: 109
4 N	Oregon St.	55 68	28 A	Virginia Tech	69 73				105 N	Bradley	75 63	
			36 A	James Madison	53 76				114 H	UNC Greensboro	53 58	
									130 N	Miami (OH)	65 53	
									169 A	Hampton	83 59	
									207 A	Norfolk St.	67 48	
									211 A	Saint Francis (PA)	71 52	
									225 H	East Carolina	81 66	
									226 H	Chattanooga	54 71	
									240 H	ETSU	62 63	
									245 A	UMKC	68 44	
LAST 10 Division I												
4 N	Oregon St.	55 68	245 A	UMKC	68 44							
130 N	Miami (OH)	65 53	105 N	Bradley	75 63							
36 A	James Madison	53 76	211 A	Saint Francis (PA)	71 52							
114 H	UNC Greensboro	53 58	169 A	Hampton	83 59							
28 A	Virginia Tech	69 73	225 H	East Carolina	81 66							

Non-Div I Games:

Liberty



Average RPI Win:	280	WON-LOST	WINNING	LAST 10	STRENGTH OF	OPP. STRENGTH	TEAM	ADJ.	CONF.	ADJ CONF.
Average RPI Loss:	164	RECORD	PCT. RANK	GAMES	SCHEDULE	OF SCHEDULE	RPI	RPI	RPI	RPI
DIV. I ONLY	2- 10	314	2-8	243	286	319	319	15	15	
DIV. I NON-CONF.	2- 10	313	2-8	246	284	317	317	15	15	
TOTALS	RPI 1-25	RPI 26-50	W-L RECORDS	RPI 51-100	RPI 101-150	RPI 150+				
2- 10	0- 0	0- 0	OVERALL	0- 3	0- 3	2- 4				
1- 3	0- 0	0- 0	HOME	0- 1	0- 0	1- 2				
1- 5	0- 0	0- 0	AWAY	0- 1	0- 2	1- 2				
0- 2	0- 0	0- 0	NEUTRAL	0- 1	0- 1	0- 0				
2- 10	0- 0	0- 0	NON-CONFERENCE	0- 3	0- 3	2- 4				
1- 3	0- 0	0- 0	HOME	0- 1	0- 0	1- 2				
1- 5	0- 0	0- 0	AWAY	0- 1	0- 2	1- 2				
0- 2	0- 0	0- 0	NEUTRAL	0- 1	0- 1	0- 0				
0- 0	0- 0	0- 0	CONFERENCE	0- 0	0- 0	0- 0				
0- 0	0- 0	0- 0	HOME	0- 0	0- 0	0- 0				
0- 0	0- 0	0- 0	AWAY	0- 0	0- 0	0- 0				
0- 0	0- 0	0- 0	NEUTRAL	0- 0	0- 0	0- 0				

RPI 1-25			RPI 26-50			RPI 51-100			RPI 101+			Team's RPI: 319
RPI	S	Opponent	Score	RPI	S	Opponent	Score	RPI	S	Opponent	Score	
						59 A Middle Tenn.	49 70	113 N Rider			76 81	
						72 N Marist	63 74	126 A UT Martin			67 83	
						94 H Belmont	68 69	149 A Dayton			60 82	
								188 H Murray St.			57 67	
								221 A Tennessee Tech			58 78	
								236 H Northern Ky.			71 69	
								282 H Eastern Ill.			56 66	
								324 A Tennessee St.			74 64	
								336 A Jacksonville St.			63 65	
LAST 10 Division I												
						282 H Eastern Ill.	56 66	221 A Tennessee Tech			58 78	
						72 N Marist	63 74	126 A UT Martin			67 83	
						113 N Rider	76 81	94 H Belmont			68 69	
						188 H Murray St.	57 67	324 A Tennessee St.			74 64	
						236 H Northern Ky.	71 69	59 A Middle Tenn.			49 70	

Non-Div I Games:

Lipscomb

■ Loss, 
 ■ Non-Conf, 
 ■ S Site, 
 ■ H Home 
 ■ A Away 
 N Neutral

Little Rock

Through Games Of Dec. 31, 2019

Average RPI Win:	251	WON-LOST	WINNING	LAST 10	STRENGTH OF	OPP. STRENGTH	TEAM	ADJ.	CONF.	ADJ CONF.
Average RPI Loss:	98	RECORD	PCT. RANK	GAMES	SCHEDULE	OF SCHEDULE	RPI	RPI	RPI	RPI
DIV. I ONLY	2- 9	303	2-8	16	212	199	199	22	22	
DIV. I NON-CONF.	2- 9	304	2-8	15	213	197	197	22	22	
TOTALS	RPI 1-25	RPI 26-50	W-L RECORDS	RPI 51-100	RPI 101-150	RPI 150+				
2- 9	0- 2	0- 3	OVERALL	0- 0	0- 1	2- 3				
2- 3	0- 0	0- 1	HOME	0- 0	0- 1	2- 1				
0- 6	0- 2	0- 2	AWAY	0- 0	0- 0	0- 2				
0- 0	0- 0	0- 0	NEUTRAL	0- 0	0- 0	0- 0				
2- 9	0- 2	0- 3	NON-CONFERENCE	0- 0	0- 1	2- 3				
2- 3	0- 0	0- 1	HOME	0- 0	0- 1	2- 1				
0- 6	0- 2	0- 2	AWAY	0- 0	0- 0	0- 2				
0- 0	0- 0	0- 0	NEUTRAL	0- 0	0- 0	0- 0				
0- 0	0- 0	0- 0	CONFERENCE	0- 0	0- 0	0- 0				
0- 0	0- 0	0- 0	HOME	0- 0	0- 0	0- 0				
0- 0	0- 0	0- 0	AWAY	0- 0	0- 0	0- 0				
0- 0	0- 0	0- 0	NEUTRAL	0- 0	0- 0	0- 0				

RPI	S	Opponent	Score	RPI	S	Opponent	Score	RPI	S	Opponent	Score	RPI	S	Opponent	Score	Team's RPI: 199
12	A	Texas A&M	35 78	33	A	Western Ky.	58 77					137	H	Memphis	50 68	
19	A	Mississippi St.	50 89	40	H	LSU	50 65					166	A	Fla. Atlantic	72 79	
				43	A	Arkansas	53 86					210	H	Tulsa	63 51	
												215	A	Rice	40 66	
												219	H	Louisiana Tech	38 43	
												292	H	Central Ark.	63 48	
LAST 10 Division I																
33	A	Western Ky.	58 77	19	A	Mississippi St.	50 89									
166	A	Fla. Atlantic	72 79	43	A	Arkansas	53 86									
292	H	Central Ark.	63 48	137	H	Memphis	50 68									
40	H	LSU	50 65	210	H	Tulsa	63 51									
215	A	Rice	40 66	219	H	Louisiana Tech	38 43									

Non-Div I Games:

Little Rock

Loss, Non-Conf, S Site, H Home A Away N Neutral

Average RPI Win:	241	WON-LOST	WINNING	LAST 10	STRENGTH OF	OPP. STRENGTH	TEAM	ADJ.	CONF.	ADJ CONF.
Average RPI Loss:	157	RECORD	PCT. RANK	GAMES	SCHEDULE	OF SCHEDULE	RPI	RPI	RPI	RPI
DIV. I ONLY	4- 8	239	4-6	215	177	244	244	25	25	
DIV. I NON-CONF.	4- 8	235	4-6	214	179	242	242	26	26	
TOTALS	RPI 1-25	RPI 26-50	W-L RECORDS	RPI 51-100	RPI 101-150	RPI 150+				
4- 8	0- 2	0- 0	OVERALL	0- 2	1- 0	3- 4				
1- 3	0- 1	0- 0	HOME	0- 0	0- 0	1- 2				
1- 5	0- 1	0- 0	AWAY	0- 2	1- 0	0- 2				
2- 0	0- 0	0- 0	NEUTRAL	0- 0	0- 0	2- 0				
4- 8	0- 2	0- 0	NON-CONFERENCE	0- 2	1- 0	3- 4				
1- 3	0- 1	0- 0	HOME	0- 0	0- 0	1- 2				
1- 5	0- 1	0- 0	AWAY	0- 2	1- 0	0- 2				
2- 0	0- 0	0- 0	NEUTRAL	0- 0	0- 0	2- 0				
0- 0	0- 0	0- 0	CONFERENCE	0- 0	0- 0	0- 0				
0- 0	0- 0	0- 0	HOME	0- 0	0- 0	0- 0				
0- 0	0- 0	0- 0	AWAY	0- 0	0- 0	0- 0				
0- 0	0- 0	0- 0	NEUTRAL	0- 0	0- 0	0- 0				

RPI 1-25				RPI 26-50				RPI 51-100				RPI 101+ Team's RPI: 244			
RPI	S	Opponent	Score	RPI	S	Opponent	Score	RPI	S	Opponent	Score	RPI	S	Opponent	Score
10	A	UCLA	51 86					60	A	California	45 68	106	A	Santa Clara	54 46
21	H	Oregon	45 81					80	A	Southern California	40 57	209	N	Penn St.	64 56
												235	H	Utah St.	48 56
												250	A	California Baptist	70 79
												277	H	LMU (CA)	57 70
												312	H	Air Force	74 68
												326	A	Seattle U	54 66
												338	N	UTRGV	69 65
LAST 10 Division I															
106	A	Santa Clara	54 46	80	A	Southern California	40 57								
60	A	California	45 68	338	N	UTRGV	69 65								
209	N	Penn St.	64 56	312	H	Air Force	74 68								
277	H	LMU (CA)	57 70	21	H	Oregon	45 81								
235	H	Utah St.	48 56	326	A	Seattle U	54 66								

Non-Div I Games: Westcliff 94 47

Long Beach St.

Loss, Non-Conf, S Site, H Home A Away N Neutral

Average RPI Win:	251	WON-LOST	WINNING	LAST 10	STRENGTH OF	OPP. STRENGTH	TEAM	ADJ.	CONF.	ADJ CONF.
Average RPI Loss:	181	RECORD	PCT. RANK	GAMES	SCHEDULE	OF SCHEDULE	RPI	RPI	RPI	RPI
DIV. I ONLY	5- 5	164	5-5	312	163	249	249	29	29	
DIV. I NON-CONF.	4- 5	195	4-5	326	134	287	287	28	28	
TOTALS	RPI 1-25	RPI 26-50	W-L RECORDS	RPI 51-100	RPI 101-150	RPI 150+				
5- 5	0- 0	0- 1	OVERALL	0- 0	0- 0	5- 4				
4- 1	0- 0	0- 0	HOME	0- 0	0- 0	4- 1				
1- 4	0- 0	0- 1	AWAY	0- 0	0- 0	1- 3				
0- 0	0- 0	0- 0	NEUTRAL	0- 0	0- 0	0- 0				
4- 5	0- 0	0- 1	NON-CONFERENCE	0- 0	0- 0	4- 4				
3- 1	0- 0	0- 0	HOME	0- 0	0- 0	3- 1				
1- 4	0- 0	0- 1	AWAY	0- 0	0- 0	1- 3				
0- 0	0- 0	0- 0	NEUTRAL	0- 0	0- 0	0- 0				
1- 0	0- 0	0- 0	CONFERENCE	0- 0	0- 0	1- 0				
1- 0	0- 0	0- 0	HOME	0- 0	0- 0	1- 0				
0- 0	0- 0	0- 0	AWAY	0- 0	0- 0	0- 0				
0- 0	0- 0	0- 0	NEUTRAL	0- 0	0- 0	0- 0				

RPI 1-25			RPI 26-50			RPI 51-100			RPI 101+			Team's RPI: 249
RPI	S	Opponent	Score	RPI	S	Opponent	Score	RPI	S	Opponent	Score	
				36	A	James Madison	53 93					
								172	A	Florida	54 71	
								182	H	Gardner-Webb	80 70	
								207	A	Norfolk St.	46 49	
								225	H	East Carolina	61 64	
								231	H	Delaware St.	78 62	
								264	A	Wofford	76 79	
								273	H	UNCW	59 58	
								276	H	Brown	86 76	
								294	A	UMES	71 62	
LAST 10 Division I												
264	A	Wofford	76 79	182	H	Gardner-Webb	80 70					
276	H	Brown	86 76	294	A	UMES	71 62					
273	H	UNCW	59 58	231	H	Delaware St.	78 62					
172	A	Florida	54 71	207	A	Norfolk St.	46 49					
36	A	James Madison	53 93	225	H	East Carolina	61 64					

Non-Div I Games:

Longwood

■ Loss, 
 ■ Non-Conf, 
 ■ S Site, 
 ■ H Home 
 ■ A Away 
 N Neutral

## Louisiana

Through Games Of Dec. 31, 2019

Average RPI Win:	226	WON-LOST	WINNING	LAST 10	STRENGTH OF	OPP. STRENGTH	TEAM	ADJ.	CONF.	ADJ CONF.
Average RPI Loss:	157	RECORD	PCT. RANK	GAMES	SCHEDULE	OF SCHEDULE	RPI	RPI	RPI	RPI
DIV. I ONLY	5- 4	139	5-4	310	108	190	190	22	22	
DIV. I NON-CONF.	5- 4	139	5-4	310	107	185	185	22	22	
TOTALS	RPI 1-25	RPI 26-50	W-L RECORDS	RPI 51-100	RPI 101-150	RPI 150+				
5- 4	0- 1	0- 0	OVERALL	0- 0	1- 0	4- 3				
2- 1	0- 1	0- 0	HOME	0- 0	0- 0	2- 0				
3- 3	0- 0	0- 0	AWAY	0- 0	1- 0	2- 3				
0- 0	0- 0	0- 0	NEUTRAL	0- 0	0- 0	0- 0				
5- 4	0- 1	0- 0	NON-CONFERENCE	0- 0	1- 0	4- 3				
2- 1	0- 1	0- 0	HOME	0- 0	0- 0	2- 0				
3- 3	0- 0	0- 0	AWAY	0- 0	1- 0	2- 3				
0- 0	0- 0	0- 0	NEUTRAL	0- 0	0- 0	0- 0				
0- 0	0- 0	0- 0	CONFERENCE	0- 0	0- 0	0- 0				
0- 0	0- 0	0- 0	HOME	0- 0	0- 0	0- 0				
0- 0	0- 0	0- 0	AWAY	0- 0	0- 0	0- 0				
0- 0	0- 0	0- 0	NEUTRAL	0- 0	0- 0	0- 0				

RPI 1-25				RPI 26-50				RPI 51-100				RPI 101+				Team's RPI: 190
RPI	S	Opponent	Score	RPI	S	Opponent	Score	RPI	S	Opponent	Score	RPI	S	Opponent	Score	
19	H	Mississippi St.	48 64									143	A	Lamar University	74 63	
												161	A	New Orleans	65 60	
												165	A	Sam Houston St.	73 77	
												220	A	North Texas	66 69	
												224	A	Jackson St.	54 65	
												227	H	Southeastern La.	60 50	
												296	A	Ole Miss	53 42	
												303	H	McNeese	75 55	
LAST 10 Division I																
161	A	New Orleans	65 60	224	A	Jackson St.	54 65									
227	H	Southeastern La.	60 50	296	A	Ole Miss	53 42									
303	H	McNeese	75 55	19	H	Mississippi St.	48 64									
165	A	Sam Houston St.	73 77	220	A	North Texas	66 69									
				143	A	Lamar University	74 63									

Non-Div I Games: Loyola (LA) 67 51 Xavier (LA) 62 49

Louisiana

Loss, Non-Conf, S Site, H Home A Away N Neutral

Average RPI Win: 234		WON-LOST	WINNING	LAST 10	STRENGTH OF	OPP. STRENGTH	TEAM	ADJ.	CONF.	ADJ CONF.
Average RPI Loss: 184		RECORD	PCT. RANK	GAMES	SCHEDULE	OF SCHEDULE	RPI	RPI	RPI	RPI
DIV. I ONLY		6- 3	89	6-3	333	92	219	219	14	14
DIV. I NON-CONF.		6- 3	89	6-3	333	95	218	218	14	14
TOTALS		RPI 1-25	RPI 26-50	W-L RECORDS	RPI 51-100	RPI 101-150	RPI 150+			
6- 3	0- 0		0- 0	OVERALL	0- 0	1- 2	5- 1			
5- 1	0- 0		0- 0	HOME	0- 0	1- 1	4- 0			
1- 2	0- 0		0- 0	AWAY	0- 0	0- 1	1- 1			
0- 0	0- 0		0- 0	NEUTRAL	0- 0	0- 0	0- 0			
6- 3	0- 0		0- 0	NON-CONFERENCE	0- 0	1- 2	5- 1			
5- 1	0- 0		0- 0	HOME	0- 0	1- 1	4- 0			
1- 2	0- 0		0- 0	AWAY	0- 0	0- 1	1- 1			
0- 0	0- 0		0- 0	NEUTRAL	0- 0	0- 0	0- 0			
0- 0	0- 0		0- 0	CONFERENCE	0- 0	0- 0	0- 0			
0- 0	0- 0		0- 0	HOME	0- 0	0- 0	0- 0			
0- 0	0- 0		0- 0	AWAY	0- 0	0- 0	0- 0			
0- 0	0- 0		0- 0	NEUTRAL	0- 0	0- 0	0- 0			

RPI 1-25				RPI 26-50				RPI 51-100				RPI 101+				Team's RPI: 219	
RPI	S	Opponent	Score	RPI	S	Opponent	Score	RPI	S	Opponent	Score	RPI	S	Opponent	Score		
												115	A	Houston	53	67	
												137	H	Memphis	83	74	
												140	H	Wichita St.	80	88	
												199	A	Little Rock	43	38	
												227	H	Southeastern La.	92	78	
												239	H	Arkansas St.	67	54	
												296	A	Ole Miss	53	76	
												299	H	Grambling	70	66	
												303	H	McNeese	79	54	
LAST 10 Division I																	
				239	H	Arkansas St.	67 54	299	H	Grambling	70 66						
				296	A	Ole Miss	53 76	227	H	Southeastern La.	92 78						
				140	H	Wichita St.	80 88	115	A	Houston	53 67						
				137	H	Memphis	83 74	303	H	McNeese	79 54						
								199	A	Little Rock	43 38						

Non-Div I Games:	Loyola (LA)	71	52	LSU-Alexandria	93	61
------------------	-------------	----	----	----------------	----	----

Louisiana Tech

Loss, Non-Conf, S Site, H Home A Away N Neutral

## Louisville

Through Games Of Dec. 31, 2019

Average RPI Win:	102	WON-LOST	WINNING	LAST 10	STRENGTH OF	OPP. STRENGTH	TEAM	ADJ.	CONF.	ADJ CONF.
Average RPI Loss:	18	RECORD	PCT. RANK	GAMES	SCHEDULE	OF SCHEDULE	RPI	RPI	RPI	RPI
DIV. I ONLY	12- 1	10	9-1	15	28	3	3	3	3	3
DIV. I NON-CONF.	11- 1	14	8-1	13	32	3	3	3	3	3
TOTALS	RPI 1-25	RPI 26-50	W-L RECORDS	RPI 51-100	RPI 101-150	RPI 150+				
12- 1	2- 1	2- 0	OVERALL	3- 0	2- 0	3- 0				
6- 0	0- 0	1- 0	HOME	3- 0	0- 0	2- 0				
3- 1	1- 1	0- 0	AWAY	0- 0	1- 0	1- 0				
3- 0	1- 0	1- 0	NEUTRAL	0- 0	1- 0	0- 0				
11- 1	2- 1	2- 0	NON-CONFERENCE	2- 0	2- 0	3- 0				
5- 0	0- 0	1- 0	HOME	2- 0	0- 0	2- 0				
3- 1	1- 1	0- 0	AWAY	0- 0	1- 0	1- 0				
3- 0	1- 0	1- 0	NEUTRAL	0- 0	1- 0	0- 0				
1- 0	0- 0	0- 0	CONFERENCE	1- 0	0- 0	0- 0				
1- 0	0- 0	0- 0	HOME	1- 0	0- 0	0- 0				
0- 0	0- 0	0- 0	AWAY	0- 0	0- 0	0- 0				
0- 0	0- 0	0- 0	NEUTRAL	0- 0	0- 0	0- 0				

RPI 1-25				RPI 26-50				RPI 51-100				RPI 101+			
RPI	S	Opponent	Score	RPI	S	Opponent	Score	RPI	S	Opponent	Score	RPI	S	Opponent	Score
18	A	Ohio St.	60 67	33	H	Western Ky.	75 56	55	H	Central Mich.	76 63	111	N	UT Arlington	76 67
21	N	Oregon	72 62	39	N	Oklahoma St.	69 48	74	H	Boise St.	98 82	126	A	UT Martin	71 63
25	A	Kentucky	67 66					93	H	Syracuse	62 58	188	H	Murray St.	76 40
												226	H	Chattanooga	86 37
												236	A	Northern Ky.	85 57
LAST 10 Division I															
				93	H	Syracuse	62 58	25	A	Kentucky	67 66				
				126	A	UT Martin	71 63	236	A	Northern Ky.	85 57				
				111	N	UT Arlington	76 67	18	A	Ohio St.	60 67				
				74	H	Boise St.	98 82	21	N	Oregon	72 62				
				226	H	Chattanooga	86 37	39	N	Oklahoma St.	69 48				

Non-Div I Games:

Louisville

■ Loss, 
 ■ Non-Conf, S Site, 
 ■ Home 
 ■ Away 
 N Neutral

Loyola Chicago

Through Games Of Dec. 31, 2019

Average RPI Win:	254	WON-LOST	WINNING	LAST 10	STRENGTH OF	OPP. STRENGTH	TEAM	ADJ.	CONF.	ADJ CONF.
Average RPI Loss:	93	RECORD	PCT. RANK	GAMES	SCHEDULE	OF SCHEDULE	RPI	RPI	RPI	RPI
DIV. I ONLY	9- 2	41	8-2	282	234	120	120	7	7	
DIV. I NON-CONF.	9- 2	40	8-2	286	238	119	119	7	7	
TOTALS	RPI 1-25	RPI 26-50	W-L RECORDS	RPI 51-100	RPI 101-150	RPI 150+				
9- 2	0- 1	0- 0	OVERALL	0- 0	1- 0	8- 1				
3- 2	0- 1	0- 0	HOME	0- 0	1- 0	2- 1				
6- 0	0- 0	0- 0	AWAY	0- 0	0- 0	6- 0				
0- 0	0- 0	0- 0	NEUTRAL	0- 0	0- 0	0- 0				
9- 2	0- 1	0- 0	NON-CONFERENCE	0- 0	1- 0	8- 1				
3- 2	0- 1	0- 0	HOME	0- 0	1- 0	2- 1				
6- 0	0- 0	0- 0	AWAY	0- 0	0- 0	6- 0				
0- 0	0- 0	0- 0	NEUTRAL	0- 0	0- 0	0- 0				
0- 0	0- 0	0- 0	CONFERENCE	0- 0	0- 0	0- 0				
0- 0	0- 0	0- 0	HOME	0- 0	0- 0	0- 0				
0- 0	0- 0	0- 0	AWAY	0- 0	0- 0	0- 0				
0- 0	0- 0	0- 0	NEUTRAL	0- 0	0- 0	0- 0				

RPI	S	Opponent	Score	RPI	S	Opponent	Score	RPI	S	Opponent	Score	RPI	S	Opponent	Score	Team's RPI: 120
11	H	DePaul	76 83									119	H	Bowling Green	84 76	
												174	A	Portland	78 64	
												175	H	Western Mich.	60 70	
												195	H	Dartmouth	61 40	
												245	A	UMKC	72 67	
												282	A	Eastern Ill.	67 51	
												290	H	Vermont	78 76	
												305	A	SIUE	63 50	
												332	A	Detroit Mercy	89 60	
												342	A	Chicago St.	98 53	
LAST 10 Division I																
175	H	Western Mich.	60 70	119	H	Bowling Green	84 76									
11	H	DePaul	76 83	305	A	SIUE	63 50									
342	A	Chicago St.	98 53	195	H	Dartmouth	61 40									
282	A	Eastern Ill.	67 51	174	A	Portland	78 64									
290	H	Vermont	78 76	245	A	UMKC	72 67									

Non-Div I Games:

Loyola Chicago

Loss, Non-Conf, S Site, H Home A Away N Neutral



Loyola Maryland

Through Games Of Dec. 31, 2019

Average RPI Win:	241	WON-LOST	WINNING	LAST 10	STRENGTH OF	OPP. STRENGTH	TEAM	ADJ.	CONF.	ADJ CONF.
Average RPI Loss:	135	RECORD	PCT. RANK	GAMES	SCHEDULE	OF SCHEDULE	RPI	RPI	RPI	RPI
DIV. I ONLY	3- 8	266	3-7	218	144	262	262	13	13	
DIV. I NON-CONF.	3- 8	268	3-7	217	146	266	266	13	13	
TOTALS	RPI 1-25	RPI 26-50	W-L RECORDS	RPI 51-100	RPI 101-150	RPI 150+				
3- 8	0- 1	0- 1	OVERALL	0- 1	0- 0	3- 5				
2- 1	0- 0	0- 0	HOME	0- 0	0- 0	2- 1				
1- 6	0- 1	0- 1	AWAY	0- 1	0- 0	1- 3				
0- 1	0- 0	0- 0	NEUTRAL	0- 0	0- 0	0- 1				
3- 8	0- 1	0- 1	NON-CONFERENCE	0- 1	0- 0	3- 5				
2- 1	0- 0	0- 0	HOME	0- 0	0- 0	2- 1				
1- 6	0- 1	0- 1	AWAY	0- 1	0- 0	1- 3				
0- 1	0- 0	0- 0	NEUTRAL	0- 0	0- 0	0- 1				
0- 0	0- 0	0- 0	CONFERENCE	0- 0	0- 0	0- 0				
0- 0	0- 0	0- 0	HOME	0- 0	0- 0	0- 0				
0- 0	0- 0	0- 0	AWAY	0- 0	0- 0	0- 0				
0- 0	0- 0	0- 0	NEUTRAL	0- 0	0- 0	0- 0				

RPI 1-25				RPI 26-50				RPI 51-100				RPI 101+ Team's RPI: 262			
RPI	S	Opponent	Score	RPI	S	Opponent	Score	RPI	S	Opponent	Score	RPI	S	Opponent	Score
13	A	Northwestern	46 67	26	A	Maryland	45 105	85	A	Notre Dame	60 84	164	N	Wright St.	51 66
												166	A	Fla. Atlantic	61 72
												168	H	Howard	69 75
												194	H	Monmouth	64 48
												195	H	Dartmouth	72 56
												202	A	Mt. St. Mary's	75 81
												256	A	St. Francis Brooklyn	78 89
												335	A	Fairleigh Dickinson	75 46
LAST 10 Division I															
195	H	Dartmouth	72 56	26	A	Maryland	45 105	202	A	Mt. St. Mary's	75 81	164	N	Wright St.	51 66
194	H	Monmouth	64 48					166	A	Fla. Atlantic	61 72	256	A	St. Francis Brooklyn	78 89
168	H	Howard	69 75												
335	A	Fairleigh Dickinson	75 46												
13	A	Northwestern	46 67												

Non-Div I Games:

Loyola Maryland

Loss, Non-Conf, S Site, H Home A Away N Neutral

## Maine

Through Games Of Dec. 31, 2019

Average RPI Win:	203	WON-LOST	WINNING	LAST 10	STRENGTH OF	OPP. STRENGTH	TEAM	ADJ.	CONF.	ADJ CONF.
Average RPI Loss:	133	RECORD	PCT. RANK	GAMES	SCHEDULE	OF SCHEDULE	RPI	RPI	RPI	RPI
DIV. I ONLY	3- 10	281	2-8	130	191	257	257	28	28	
DIV. I NON-CONF.	3- 10	282	2-8	122	189	261	261	29	29	
TOTALS	RPI 1-25	RPI 26-50	W-L RECORDS	RPI 51-100	RPI 101-150	RPI 150+				
3- 10	0- 1	0- 1	OVERALL	0- 2	1- 2	2- 4				
2- 3	0- 0	0- 0	HOME	0- 0	1- 1	1- 2				
1- 4	0- 1	0- 0	AWAY	0- 1	0- 0	1- 2				
0- 3	0- 0	0- 1	NEUTRAL	0- 1	0- 1	0- 0				
3- 10	0- 1	0- 1	NON-CONFERENCE	0- 2	1- 2	2- 4				
2- 3	0- 0	0- 0	HOME	0- 0	1- 1	1- 2				
1- 4	0- 1	0- 0	AWAY	0- 1	0- 0	1- 2				
0- 3	0- 0	0- 1	NEUTRAL	0- 1	0- 1	0- 0				
0- 0	0- 0	0- 0	CONFERENCE	0- 0	0- 0	0- 0				
0- 0	0- 0	0- 0	HOME	0- 0	0- 0	0- 0				
0- 0	0- 0	0- 0	AWAY	0- 0	0- 0	0- 0				
0- 0	0- 0	0- 0	NEUTRAL	0- 0	0- 0	0- 0				

RPI 1-25				RPI 26-50				RPI 51-100				RPI 101+ Team's RPI: 257			
RPI	S	Opponent	Score	RPI	S	Opponent	Score	RPI	S	Opponent	Score	RPI	S	Opponent	Score
20	A	NC State	34 62	30	N	Drake	62 94	67	N	Arizona St.	31 57	108	H	Harvard	40 69
								73	A	Drexel	57 70	149	N	Dayton	49 78
												150	H	Green Bay	61 60
												193	A	Delaware	69 56
												195	A	Dartmouth	41 57
												198	H	Northeastern	58 66
												217	H	Boston U.	49 62
												267	H	Navy	46 41
												276	A	Brown	70 76
LAST 10 Division I															
		73	A	Drexel	57	70		150	H	Green Bay	61	60			
		198	H	Northeastern	58	66		195	A	Dartmouth	41	57			
		67	N	Arizona St.	31	57		108	H	Harvard	40	69			
		267	H	Navy	46	41		149	N	Dayton	49	78			
		20	A	NC State	34	62		30	N	Drake	62	94			

Non-Div I Games: Husson 104 43

Maine

Loss, Non-Conf, S Site, H Home A Away N Neutral

Average RPI Win:	265	WON-LOST	WINNING	LAST 10	STRENGTH OF	OPP. STRENGTH	TEAM	ADJ.	CONF.	ADJ CONF.
Average RPI Loss:	136	RECORD	PCT. RANK	GAMES	SCHEDULE	OF SCHEDULE	RPI	RPI	RPI	RPI
DIV. I ONLY	3- 7	255	3-7	107	316	228	228	24	24	
DIV. I NON-CONF.	3- 6	235	3-6	77	325	206	206	23	23	
TOTALS	RPI 1-25	RPI 26-50	W-L RECORDS	RPI 51-100	RPI 101-150	RPI 150+				
3- 7	0- 0	0- 0	OVERALL	0- 4	0- 1	3- 2				
2- 2	0- 0	0- 0	HOME	0- 1	0- 1	2- 0				
1- 5	0- 0	0- 0	AWAY	0- 3	0- 0	1- 2				
0- 0	0- 0	0- 0	NEUTRAL	0- 0	0- 0	0- 0				
3- 6	0- 0	0- 0	NON-CONFERENCE	0- 4	0- 1	3- 1				
2- 2	0- 0	0- 0	HOME	0- 1	0- 1	2- 0				
1- 4	0- 0	0- 0	AWAY	0- 3	0- 0	1- 1				
0- 0	0- 0	0- 0	NEUTRAL	0- 0	0- 0	0- 0				
0- 1	0- 0	0- 0	CONFERENCE	0- 0	0- 0	0- 1				
0- 0	0- 0	0- 0	HOME	0- 0	0- 0	0- 0				
0- 1	0- 0	0- 0	AWAY	0- 0	0- 0	0- 1				
0- 0	0- 0	0- 0	NEUTRAL	0- 0	0- 0	0- 0				

RPI 1-25				RPI 26-50				RPI 51-100				RPI 101+				Team's RPI: 228	
RPI	S	Opponent	Score	RPI	S	Opponent	Score	RPI	S	Opponent	Score	RPI	S	Opponent	Score		
								81	A	Nebraska	51	71	127	H	Fordham	45	51
								87	A	Stony Brook	54	59	194	A	Monmouth	60	62
								88	H	Duquesne	65	76	195	H	Dartmouth	70	58
								95	A	Villanova	51	63	266	H	Army West Point	86	56
													278	A	Lafayette	53	60
													335	A	Fairleigh Dickinson	62	61
LAST 10 Division I																	
				81	A	Nebraska	51	71		266	H	Army West Point	86	56			
				194	A	Monmouth	60	62		127	H	Fordham	45	51			
				335	A	Fairleigh Dickinson	62	61		195	H	Dartmouth	70	58			
				88	H	Duquesne	65	76		278	A	Lafayette	53	60			
				87	A	Stony Brook	54	59		95	A	Villanova	51	63			

Non-Div I Games:

Manhattan

Average RPI Win:	190	WON-LOST	WINNING	LAST 10	STRENGTH OF	OPP. STRENGTH	TEAM	ADJ.	CONF.	ADJ CONF.
Average RPI Loss:	36	RECORD	PCT. RANK	GAMES	SCHEDULE	OF SCHEDULE	RPI	RPI	RPI	RPI
DIV. I ONLY	7- 2	51	7-2	189	103	72	72	24	24	
DIV. I NON-CONF.	7- 2	56	7-2	186	104	72	72	23	23	
TOTALS	RPI 1-25	RPI 26-50	W-L RECORDS	RPI 51-100	RPI 101-150	RPI 150+				
7- 2	0- 1	0- 0	OVERALL	1- 1	3- 0	3- 0				
3- 1	0- 1	0- 0	HOME	0- 0	2- 0	1- 0				
2- 1	0- 0	0- 0	AWAY	0- 1	1- 0	1- 0				
2- 0	0- 0	0- 0	NEUTRAL	1- 0	0- 0	1- 0				
7- 2	0- 1	0- 0	NON-CONFERENCE	1- 1	3- 0	3- 0				
3- 1	0- 1	0- 0	HOME	0- 0	2- 0	1- 0				
2- 1	0- 0	0- 0	AWAY	0- 1	1- 0	1- 0				
2- 0	0- 0	0- 0	NEUTRAL	1- 0	0- 0	1- 0				
0- 0	0- 0	0- 0	CONFERENCE	0- 0	0- 0	0- 0				
0- 0	0- 0	0- 0	HOME	0- 0	0- 0	0- 0				
0- 0	0- 0	0- 0	AWAY	0- 0	0- 0	0- 0				
0- 0	0- 0	0- 0	NEUTRAL	0- 0	0- 0	0- 0				

RPI 1-25				RPI 26-50				RPI 51-100				RPI 101+			
RPI	S	Opponent	Score	RPI	S	Opponent	Score	RPI	S	Opponent	Score	RPI	S	Opponent	Score
17	H	Princeton	50 62					55	A	Central Mich.	54 77	111	A	UT Arlington	73 57
								69	N	North Florida	69 54	129	H	Elon	63 55
												150	H	Green Bay	72 60
												217	A	Boston U.	89 75
												319	N	Lipscomb	74 63
												333	H	Albany (NY)	76 52
LAST 10 Division I															
111	A	UT Arlington	73 57	17	H	Princeton	50 62	55	A	Central Mich.	54 77	319	N	Lipscomb	74 63
150	H	Green Bay	72 60					69	N	North Florida	69 54	129	H	Elon	63 55
333	H	Albany (NY)	76 52												
217	A	Boston U.	89 75												

Non-Div I Games:

Marist

■ Loss, 
 ■ Non-Conf, S Site, 
 ■ Home 
 ■ Away 
 N Neutral

Average RPI Win:	166	WON-LOST	WINNING	LAST 10	STRENGTH OF	OPP. STRENGTH	TEAM	ADJ.	CONF.	ADJ CONF.
Average RPI Loss:	14	RECORD	PCT. RANK	GAMES	SCHEDULE	OF SCHEDULE	RPI	RPI	RPI	RPI
DIV. I ONLY	9- 3	63	7-3	73	24	37	37	6	6	
DIV. I NON-CONF.	9- 2	40	7-2	107	31	46	46	6	6	
TOTALS	RPI 1-25	RPI 26-50	W-L RECORDS	RPI 51-100	RPI 101-150	RPI 150+				
9- 3	0- 3	0- 0	OVERALL	3- 0	2- 0	4- 0				
4- 2	0- 2	0- 0	HOME	2- 0	0- 0	2- 0				
4- 1	0- 1	0- 0	AWAY	1- 0	2- 0	1- 0				
1- 0	0- 0	0- 0	NEUTRAL	0- 0	0- 0	1- 0				
9- 2	0- 2	0- 0	NON-CONFERENCE	3- 0	2- 0	4- 0				
4- 2	0- 2	0- 0	HOME	2- 0	0- 0	2- 0				
4- 0	0- 0	0- 0	AWAY	1- 0	2- 0	1- 0				
1- 0	0- 0	0- 0	NEUTRAL	0- 0	0- 0	1- 0				
0- 1	0- 1	0- 0	CONFERENCE	0- 0	0- 0	0- 0				
0- 0	0- 0	0- 0	HOME	0- 0	0- 0	0- 0				
0- 1	0- 1	0- 0	AWAY	0- 0	0- 0	0- 0				
0- 0	0- 0	0- 0	NEUTRAL	0- 0	0- 0	0- 0				

RPI 1-25				RPI 26-50		Team's RPI: 37		RPI 51-100				RPI 101+			
RPI	S	Opponent	Score	RPI	S	Opponent	Score	RPI	S	Opponent	Score	RPI	S	Opponent	Score
11	A	DePaul	71 89					66	H	Illinois St.	58 41	103	A	South Dakota St.	65 58
13	H	Northwestern	56 64					94	H	Belmont	53 51	150	A	Green Bay	60 47
19	H	Mississippi St.	68 74					99	A	Saint Mary's (CA)	77 63	210	N	Tulsa	61 60
												232	A	Milwaukee	78 56
												256	H	St. Francis Brooklyn	92 71
												285	H	Morgan St.	70 48
LAST 10 Division I															
11	A	DePaul	71 89	232	A	Milwaukee	78 56								
94	H	Belmont	53 51	210	N	Tulsa	61 60								
103	A	South Dakota St.	65 58	99	A	Saint Mary's (CA)	77 63								
13	H	Northwestern	56 64	19	H	Mississippi St.	68 74								
66	H	Illinois St.	58 41	150	A	Green Bay	60 47								

Non-Div I Games:

Marquette

Average RPI Win:	275	WON-LOST	WINNING	LAST 10	STRENGTH OF	OPP. STRENGTH	TEAM	ADJ.	CONF.	ADJ CONF.
Average RPI Loss:	194	RECORD	PCT. RANK	GAMES	SCHEDULE	OF SCHEDULE	RPI	RPI	RPI	RPI
DIV. I ONLY	3- 6	239	3-6	340	216	325	325	14	14	
DIV. I NON-CONF.	3- 6	235	3-6	341	217	325	325	14	14	
TOTALS	RPI 1-25	RPI 26-50	W-L RECORDS	RPI 51-100	RPI 101-150	RPI 150+				
3- 6	0- 0	0- 1	OVERALL	0- 0	0- 2	3- 3				
2- 2	0- 0	0- 0	HOME	0- 0	0- 1	2- 1				
1- 4	0- 0	0- 1	AWAY	0- 0	0- 1	1- 2				
0- 0	0- 0	0- 0	NEUTRAL	0- 0	0- 0	0- 0				
3- 6	0- 0	0- 1	NON-CONFERENCE	0- 0	0- 2	3- 3				
2- 2	0- 0	0- 0	HOME	0- 0	0- 1	2- 1				
1- 4	0- 0	0- 1	AWAY	0- 0	0- 1	1- 2				
0- 0	0- 0	0- 0	NEUTRAL	0- 0	0- 0	0- 0				
0- 0	0- 0	0- 0	CONFERENCE	0- 0	0- 0	0- 0				
0- 0	0- 0	0- 0	HOME	0- 0	0- 0	0- 0				
0- 0	0- 0	0- 0	AWAY	0- 0	0- 0	0- 0				
0- 0	0- 0	0- 0	NEUTRAL	0- 0	0- 0	0- 0				

RPI 1-25			RPI 26-50			RPI 51-100			RPI 101+			Team's RPI: 325
RPI	S	Opponent	Score	RPI	S	Opponent	Score	RPI	S	Opponent	Score	
				45	A	Rutgers	41 66					
								119	H	Bowling Green	69 82	
								123	A	Ohio	51 67	
								207	H	Norfolk St.	75 69	
								252	A	Towson	56 59	
								285	H	Morgan St.	52 57	
								289	A	Indiana St.	72 60	
								330	H	Coppin St.	60 47	
								337	A	Evansville	62 66	
LAST 10 Division I												
				252	A	Towson	56 59	289	A	Indiana St.	72 60	
				45	A	Rutgers	41 66	337	A	Evansville	62 66	
				119	H	Bowling Green	69 82	285	H	Morgan St.	52 57	
				207	H	Norfolk St.	75 69	330	H	Coppin St.	60 47	
								123	A	Ohio	51 67	

Non-Div I Games: Alderson Broadus 85 41 Ky. Christian 89 40

Marshall

Loss, Non-Conf, S Site, H Home A Away N Neutral

Maryland

Through Games Of Dec. 31, 2019

Average RPI Win:	161	WON-LOST	WINNING	LAST 10	STRENGTH OF	OPP. STRENGTH	TEAM	ADJ.	CONF.	ADJ CONF.
Average RPI Loss:	13	RECORD	PCT. RANK	GAMES	SCHEDULE	OF SCHEDULE	RPI	RPI	RPI	RPI
DIV. I ONLY	10- 3	55	8-2	45	36	26	26	2	2	
DIV. I NON-CONF.	9- 2	40	7-1	101	47	35	35	2	2	
TOTALS	RPI 1-25	RPI 26-50	W-L RECORDS	RPI 51-100	RPI 101-150	RPI 150+				
10- 3	0- 3	2- 0	OVERALL	1- 0	1- 0	6- 0				
6- 1	0- 1	1- 0	HOME	0- 0	1- 0	4- 0				
2- 2	0- 2	1- 0	AWAY	0- 0	0- 0	1- 0				
2- 0	0- 0	0- 0	NEUTRAL	1- 0	0- 0	1- 0				
9- 2	0- 2	1- 0	NON-CONFERENCE	1- 0	1- 0	6- 0				
5- 1	0- 1	0- 0	HOME	0- 0	1- 0	4- 0				
2- 1	0- 1	1- 0	AWAY	0- 0	0- 0	1- 0				
2- 0	0- 0	0- 0	NEUTRAL	1- 0	0- 0	1- 0				
1- 1	0- 1	1- 0	CONFERENCE	0- 0	0- 0	0- 0				
1- 0	0- 0	1- 0	HOME	0- 0	0- 0	0- 0				
0- 1	0- 1	0- 0	AWAY	0- 0	0- 0	0- 0				
0- 0	0- 0	0- 0	NEUTRAL	0- 0	0- 0	0- 0				

RPI 1-25				RPI 26-50				Team's RPI: 26	RPI 51-100				RPI 101+			
RPI	S	Opponent	Score	RPI	S	Opponent	Score		RPI	S	Opponent	Score	RPI	S	Opponent	Score
7	H	South Carolina	54 63	36	A	James Madison	70 68		94	N	Belmont	90 26	107	H	George Washington	88 54
13	A	Northwestern	58 81	44	H	Michigan	70 55						171	N	Clemson	63 44
20	A	NC State	59 66										180	H	Quinnipiac	107 52
													193	H	Delaware	99 55
													206	H	Wagner	119 56
													262	H	Loyola Maryland	105 45
													318	A	Georgia St.	114 41
LAST 10 Division I																
13	A	Northwestern	58 81	20	A	NC State	59 66		94	N	Belmont	90 26	171	N	Clemson	63 44
44	H	Michigan	70 55						180	H	Quinnipiac	107 52	107	H	George Washington	88 54
318	A	Georgia St.	114 41													
262	H	Loyola Maryland	105 45													
193	H	Delaware	99 55													

Non-Div I Games:

Maryland

Loss, Non-Conf, S Site, H Home A Away N Neutral

Massachusetts

Through Games Of Dec. 31, 2019

Average RPI Win:	250	WON-LOST	WINNING	LAST 10	STRENGTH OF	OPP. STRENGTH	TEAM	ADJ.	CONF.	ADJ CONF.
Average RPI Loss:	96	RECORD	PCT. RANK	GAMES	SCHEDULE	OF SCHEDULE	RPI	RPI	RPI	RPI
DIV. I ONLY	9- 3	63	9-1	301	196	157	157	12	12	
DIV. I NON-CONF.	9- 3	63	9-1	302	193	161	161	12	12	
TOTALS	RPI 1-25	RPI 26-50	W-L RECORDS	RPI 51-100	RPI 101-150	RPI 150+				
9- 3	0- 0	0- 0	OVERALL	0- 1	1- 2	8- 0				
5- 2	0- 0	0- 0	HOME	0- 0	1- 2	4- 0				
4- 1	0- 0	0- 0	AWAY	0- 1	0- 0	4- 0				
0- 0	0- 0	0- 0	NEUTRAL	0- 0	0- 0	0- 0				
9- 3	0- 0	0- 0	NON-CONFERENCE	0- 1	1- 2	8- 0				
5- 2	0- 0	0- 0	HOME	0- 0	1- 2	4- 0				
4- 1	0- 0	0- 0	AWAY	0- 1	0- 0	4- 0				
0- 0	0- 0	0- 0	NEUTRAL	0- 0	0- 0	0- 0				
0- 0	0- 0	0- 0	CONFERENCE	0- 0	0- 0	0- 0				
0- 0	0- 0	0- 0	HOME	0- 0	0- 0	0- 0				
0- 0	0- 0	0- 0	AWAY	0- 0	0- 0	0- 0				
0- 0	0- 0	0- 0	NEUTRAL	0- 0	0- 0	0- 0				

RPI 1-25				RPI 26-50				RPI 51-100				RPI 101+				Team's RPI: 157	
RPI	S	Opponent	Score	RPI	S	Opponent	Score	RPI	S	Opponent	Score	RPI	S	Opponent	Score		
								51	A	St. John's (NY)	71	82	102	H	Providence	63	72
													116	H	Holy Cross	75	72
													134	H	Merrimack	64	79
													183	A	Iona	65	51
													217	A	Boston U.	58	45
													261	A	UMass Lowell	74	58
													274	H	Siena	61	55
													276	H	Brown	95	42
													290	A	Vermont	83	49
													306	H	New Hampshire	67	65
													327	H	Hartford	74	48
LAST 10 Division I																	
				183	A	Iona	65	51					306	H	New Hampshire	67	65
				274	H	Siena	61	55					290	A	Vermont	83	49
				217	A	Boston U.	58	45					51	A	St. John's (NY)	71	82
				116	H	Holy Cross	75	72					276	H	Brown	95	42
				261	A	UMass Lowell	74	58					327	H	Hartford	74	48

Non-Div I Games: Southern Conn. St. 86 43

Massachusetts

Loss, Non-Conf, S Site, H Home A Away N Neutral



Average RPI Win:	349	WON-LOST	WINNING	LAST 10	STRENGTH OF	OPP. STRENGTH	TEAM	ADJ.	CONF.	ADJ CONF.
Average RPI Loss:	167	RECORD	PCT. RANK	GAMES	SCHEDULE	OF SCHEDULE	RPI	RPI	RPI	RPI
DIV. I ONLY	1- 7	319	1-7	96	344	303	303	26	26	
DIV. I NON-CONF.	1- 6	319	1-6	136	343	309	309	24	24	
TOTALS	RPI 1-25	RPI 26-50	W-L RECORDS	RPI 51-100	RPI 101-150	RPI 150+				
1- 7	0- 0	0- 1	OVERALL	0- 0	0- 2	1- 4				
1- 1	0- 0	0- 0	HOME	0- 0	0- 0	1- 1				
0- 6	0- 0	0- 1	AWAY	0- 0	0- 2	0- 3				
0- 0	0- 0	0- 0	NEUTRAL	0- 0	0- 0	0- 0				
1- 6	0- 0	0- 1	NON-CONFERENCE	0- 0	0- 1	1- 4				
1- 1	0- 0	0- 0	HOME	0- 0	0- 0	1- 1				
0- 5	0- 0	0- 1	AWAY	0- 0	0- 1	0- 3				
0- 0	0- 0	0- 0	NEUTRAL	0- 0	0- 0	0- 0				
0- 1	0- 0	0- 0	CONFERENCE	0- 0	0- 1	0- 0				
0- 0	0- 0	0- 0	HOME	0- 0	0- 0	0- 0				
0- 1	0- 0	0- 0	AWAY	0- 0	0- 1	0- 0				
0- 0	0- 0	0- 0	NEUTRAL	0- 0	0- 0	0- 0				

RPI 1-25				RPI 26-50				RPI 51-100				RPI 101+				Team's RPI: 303	
RPI	S	Opponent	Score	RPI	S	Opponent	Score	RPI	S	Opponent	Score	RPI	S	Opponent	Score		
				43	A	Arkansas	58 101					125	A	UAB	70 97		
												138	A	SFA	51 82		
												190	A	Louisiana	55 75		
												215	H	Rice	50 81		
												219	A	Louisiana Tech	54 79		
												237	A	SMU	60 81		
												349	H	La.-Monroe	72 69		
LAST 10 Division I																	
				138	A	SFA	51 82			125	A	UAB	70 97				
				219	A	Louisiana Tech	54 79			190	A	Louisiana	55 75				
				349	H	La.-Monroe	72 69			43	A	Arkansas	58 101				
				215	H	Rice	50 81			237	A	SMU	60 81				

Non-Div I Games: Centenary (LA) 116 37 LSU-Shreveport 81 77

McNeese

Loss, Non-Conf, S Site, H Home A Away N Neutral

Average RPI Win: 215		WON-LOST	WINNING	LAST 10	STRENGTH OF	OPP. STRENGTH	TEAM	ADJ.	CONF.	ADJ CONF.
Average RPI Loss: 136		RECORD	PCT. RANK	GAMES	SCHEDULE	OF SCHEDULE	RPI	RPI	RPI	RPI
DIV. I ONLY		9- 4	81	8-2	232	214	137	137	9	9
DIV. I NON-CONF.		9- 4	84	8-2	234	215	141	141	9	9
TOTALS		RPI 1-25	RPI 26-50		W-L RECORDS		RPI 51-100	RPI 101-150	RPI 150+	
9- 4	0- 0	0- 1		OVERALL		1- 0	1- 1		7- 2	
5- 2	0- 0	0- 0		HOME		0- 0	1- 1		4- 1	
3- 1	0- 0	0- 0		AWAY		1- 0	0- 0		2- 1	
1- 1	0- 0	0- 1		NEUTRAL		0- 0	0- 0		1- 0	
9- 4	0- 0	0- 1		NON-CONFERENCE		1- 0	1- 1		7- 2	
5- 2	0- 0	0- 0		HOME		0- 0	1- 1		4- 1	
3- 1	0- 0	0- 0		AWAY		1- 0	0- 0		2- 1	
1- 1	0- 0	0- 1		NEUTRAL		0- 0	0- 0		1- 0	
0- 0	0- 0	0- 0		CONFERENCE		0- 0	0- 0		0- 0	
0- 0	0- 0	0- 0		HOME		0- 0	0- 0		0- 0	
0- 0	0- 0	0- 0		AWAY		0- 0	0- 0		0- 0	
0- 0	0- 0	0- 0		NEUTRAL		0- 0	0- 0		0- 0	

RPI 1-25				RPI 26-50				RPI 51-100				RPI 101+				Team's RPI: 137	
RPI	S	Opponent	Score	RPI	S	Opponent	Score	RPI	S	Opponent	Score	RPI	S	Opponent	Score		
				40	N	LSU	58 89	76	A	Southern Ill.	70 66	107	H	George Washington	63 64		
												125	H	UAB	77 52		
												177	H	Eastern Ky.	60 63		
												192	H	Alabama A&M	79 71		
												199	A	Little Rock	68 50		
												216	A	Toledo	83 76		
												219	A	Louisiana Tech	74 83		
												223	N	Kansas St.	72 68		
												239	H	Arkansas St.	78 50		
												320	H	Alcorn	57 51		
												344	H	Mississippi Val.	91 54		
LAST 10 Division I																	
				344	H	Mississippi Val.	91 54	192	H	Alabama A&M	79 71						
				199	A	Little Rock	68 50	223	N	Kansas St.	72 68						
				239	H	Arkansas St.	78 50	216	A	Toledo	83 76						
				125	H	UAB	77 52	76	A	Southern Ill.	70 66						
				40	N	LSU	58 89	107	H	George Washington	63 64						

Non-Div I Games:

Memphis

■ Loss, ■ Non-Conf, S Site, H Home A Away N Neutral

## Mercer

Through Games Of Dec. 31, 2019

Average RPI Win:	316	WON-LOST	WINNING	LAST 10	STRENGTH OF	OPP. STRENGTH	TEAM	ADJ.	CONF.	ADJ CONF.
Average RPI Loss:	154	RECORD	PCT. RANK	GAMES	SCHEDULE	OF SCHEDULE	RPI	RPI	RPI	RPI
DIV. I ONLY	2- 10	314	2-8	228	262	317	317	21	21	
DIV. I NON-CONF.	2- 10	313	2-8	229	263	314	314	21	21	
TOTALS	RPI 1-25	RPI 26-50	W-L RECORDS	RPI 51-100	RPI 101-150	RPI 150+				
2- 10	0- 0	0- 1	OVERALL	0- 2	0- 0	2- 7				
1- 5	0- 0	0- 1	HOME	0- 0	0- 0	1- 4				
1- 5	0- 0	0- 0	AWAY	0- 2	0- 0	1- 3				
0- 0	0- 0	0- 0	NEUTRAL	0- 0	0- 0	0- 0				
2- 10	0- 0	0- 1	NON-CONFERENCE	0- 2	0- 0	2- 7				
1- 5	0- 0	0- 1	HOME	0- 0	0- 0	1- 4				
1- 5	0- 0	0- 0	AWAY	0- 2	0- 0	1- 3				
0- 0	0- 0	0- 0	NEUTRAL	0- 0	0- 0	0- 0				
0- 0	0- 0	0- 0	CONFERENCE	0- 0	0- 0	0- 0				
0- 0	0- 0	0- 0	HOME	0- 0	0- 0	0- 0				
0- 0	0- 0	0- 0	AWAY	0- 0	0- 0	0- 0				
0- 0	0- 0	0- 0	NEUTRAL	0- 0	0- 0	0- 0				

RPI S	Opponent	Score	RPI S	Opponent	Score	RPI S	Opponent	Score	RPI S	Opponent	Score	Team's RPI: 317
33	H Western Ky.	62 75	61	A Georgia	60 76	171	H Clemson	61 65	172	A Florida	50 71	
			75	A Alabama	56 111	177	H Eastern Ky.	60 61	182	H Gardner-Webb	62 65	
						191	A Kennesaw St.	64 92	200	H Jacksonville	83 87	
						279	A Appalachian St.	68 77	281	H Ga. Southern	62 52	
						350	A South Carolina St.	66 55				
LAST 10 Division I												
182	H Gardner-Webb	62 65	200	H Jacksonville	83 87							
172	A Florida	50 71	279	A Appalachian St.	68 77							
171	H Clemson	61 65	177	H Eastern Ky.	60 61							
281	H Ga. Southern	62 52	61	A Georgia	60 76							
350	A South Carolina St.	66 55	75	A Alabama	56 111							

Non-Div I Games: LaGrange 74 47

Mercer

■ Loss, 
 ■ Non-Conf, 
 ■ S Site, 
 ■ H Home 
 ■ A Away 
 N Neutral

Average RPI Win:	258	WON-LOST	WINNING	LAST 10	STRENGTH OF	OPP. STRENGTH	TEAM	ADJ.	CONF.	ADJ CONF.
Average RPI Loss:	130	RECORD	PCT. RANK	GAMES	SCHEDULE	OF SCHEDULE	RPI	RPI	RPI	RPI
DIV. I ONLY	5- 4	139	5-4	141	314	134	134	31	31	
DIV. I NON-CONF.	5- 4	139	5-4	141	314	139	139	31	31	
TOTALS	RPI 1-25	RPI 26-50	W-L RECORDS	RPI 51-100	RPI 101-150	RPI 150+				
5- 4	0- 0	0- 0	OVERALL	0- 1	0- 2	5- 1				
3- 1	0- 0	0- 0	HOME	0- 1	0- 0	3- 0				
2- 3	0- 0	0- 0	AWAY	0- 0	0- 2	2- 1				
0- 0	0- 0	0- 0	NEUTRAL	0- 0	0- 0	0- 0				
5- 4	0- 0	0- 0	NON-CONFERENCE	0- 1	0- 2	5- 1				
3- 1	0- 0	0- 0	HOME	0- 1	0- 0	3- 0				
2- 3	0- 0	0- 0	AWAY	0- 0	0- 2	2- 1				
0- 0	0- 0	0- 0	NEUTRAL	0- 0	0- 0	0- 0				
0- 0	0- 0	0- 0	CONFERENCE	0- 0	0- 0	0- 0				
0- 0	0- 0	0- 0	HOME	0- 0	0- 0	0- 0				
0- 0	0- 0	0- 0	AWAY	0- 0	0- 0	0- 0				
0- 0	0- 0	0- 0	NEUTRAL	0- 0	0- 0	0- 0				

RPI 1-25				RPI 26-50				RPI 51-100				RPI 101+				Team's RPI: 134	
RPI	S	Opponent	Score	RPI	S	Opponent	Score	RPI	S	Opponent	Score	RPI	S	Opponent	Score		
								79	H	Lehigh	68	72	116	A	Holy Cross	42	68
												131	A	Illinois	72	75	
												157	A	Massachusetts	79	64	
												195	A	Dartmouth	52	57	
												261	H	UMass Lowell	73	50	
												276	A	Brown	72	57	
												290	H	Vermont	78	53	
												306	H	New Hampshire	64	54	
LAST 10 Division I																	
				261	H	UMass Lowell	73	50				290	H	Vermont	78	53	
				131	A	Illinois	72	75				195	A	Dartmouth	52	57	
				276	A	Brown	72	57				79	H	Lehigh	68	72	
				116	A	Holy Cross	42	68				157	A	Massachusetts	79	64	
				306	H	New Hampshire	64	54									

Non-Div I Games: Eastern Nazarene 82 50 Fisher 81 42

Merrimack

Average RPI Win:	124	WON-LOST	WINNING	LAST 10	STRENGTH OF	OPP. STRENGTH	TEAM	ADJ.	CONF.	ADJ CONF.
Average RPI Loss:	8	RECORD	PCT. RANK	GAMES	SCHEDULE	OF SCHEDULE	RPI	RPI	RPI	RPI
DIV. I ONLY	9- 3	63	7-3	11	50	24	24	3	3	
DIV. I NON-CONF.	8- 3	68	6-3	11	50	26	26	3	3	
TOTALS	RPI 1-25	RPI 26-50	W-L RECORDS	RPI 51-100	RPI 101-150	RPI 150+				
9- 3	0- 3	1- 0	OVERALL	2- 0	4- 0	2- 0				
8- 2	0- 2	1- 0	HOME	1- 0	4- 0	2- 0				
0- 1	0- 1	0- 0	AWAY	0- 0	0- 0	0- 0				
1- 0	0- 0	0- 0	NEUTRAL	1- 0	0- 0	0- 0				
8- 3	0- 3	1- 0	NON-CONFERENCE	2- 0	3- 0	2- 0				
7- 2	0- 2	1- 0	HOME	1- 0	3- 0	2- 0				
0- 1	0- 1	0- 0	AWAY	0- 0	0- 0	0- 0				
1- 0	0- 0	0- 0	NEUTRAL	1- 0	0- 0	0- 0				
1- 0	0- 0	0- 0	CONFERENCE	0- 0	1- 0	0- 0				
1- 0	0- 0	0- 0	HOME	0- 0	1- 0	0- 0				
0- 0	0- 0	0- 0	AWAY	0- 0	0- 0	0- 0				
0- 0	0- 0	0- 0	NEUTRAL	0- 0	0- 0	0- 0				

RPI 1-25				Team's RPI: 24	RPI 26-50				RPI 51-100				RPI 101+			
RPI	S	Opponent	Score		RPI	S	Opponent	Score	RPI	S	Opponent	Score	RPI	S	Opponent	Score
4	H	Oregon St.	53 75		49	H	IUPUI	74 65	63	N	N.C. A&T	68 67	101	H	Washington St.	74 68
9	H	Indiana	45 58						69	H	North Florida	78 55	104	H	Wake Forest	59 56
11	A	DePaul	83 89										117	H	Binghamton	79 56
													130	H	Miami (OH)	80 62
													224	H	Jackson St.	83 68
													263	H	UNC Asheville	75 46
LAST 10 Division I																
263	H	UNC Asheville	75 46		104	H	Wake Forest	59 56								
117	H	Binghamton	79 56		101	H	Washington St.	74 68								
9	H	Indiana	45 58		11	A	DePaul	83 89								
130	H	Miami (OH)	80 62		63	N	N.C. A&T	68 67								
4	H	Oregon St.	53 75		49	H	IUPUI	74 65								

Non-Div I Games:

Miami (FL)

Miami (OH)

Through Games Of Dec. 31, 2019

Average RPI Win:	266	WON-LOST	WINNING	LAST 10	STRENGTH OF	OPP. STRENGTH	TEAM	ADJ.	CONF.	ADJ CONF.
Average RPI Loss:	80	RECORD	PCT. RANK	GAMES	SCHEDULE	OF SCHEDULE	RPI	RPI	RPI	RPI
DIV. I ONLY	6- 5	148	6-4	245	90	130	130	10	10	
DIV. I NON-CONF.	6- 5	150	6-4	249	93	134	134	10	10	
TOTALS	RPI 1-25	RPI 26-50	W-L RECORDS	RPI 51-100	RPI 101-150	RPI 150+				
6- 5	0- 2	0- 0	OVERALL	0- 0	0- 2	6- 1				
2- 0	0- 0	0- 0	HOME	0- 0	0- 0	2- 0				
3- 4	0- 2	0- 0	AWAY	0- 0	0- 1	3- 1				
1- 1	0- 0	0- 0	NEUTRAL	0- 0	0- 1	1- 0				
6- 5	0- 2	0- 0	NON-CONFERENCE	0- 0	0- 2	6- 1				
2- 0	0- 0	0- 0	HOME	0- 0	0- 0	2- 0				
3- 4	0- 2	0- 0	AWAY	0- 0	0- 1	3- 1				
1- 1	0- 0	0- 0	NEUTRAL	0- 0	0- 1	1- 0				
0- 0	0- 0	0- 0	CONFERENCE	0- 0	0- 0	0- 0				
0- 0	0- 0	0- 0	HOME	0- 0	0- 0	0- 0				
0- 0	0- 0	0- 0	AWAY	0- 0	0- 0	0- 0				
0- 0	0- 0	0- 0	NEUTRAL	0- 0	0- 0	0- 0				

RPI 1-25				RPI 26-50				RPI 51-100				RPI 101+ Team's RPI: 130			
RPI	S	Opponent	Score	RPI	S	Opponent	Score	RPI	S	Opponent	Score	RPI	S	Opponent	Score
11	A	DePaul	79 98									105	A	Bradley	68 79
24	A	Miami (FL)	62 80									109	N	Liberty	53 65
												152	A	Cincinnati	68 98
												177	A	Eastern Ky.	75 57
												238	N	Prairie View	65 52
												259	A	South Alabama	76 73
												268	A	Pittsburgh	80 71
												315	H	UIC	85 35
												337	H	Evansville	72 64
LAST 10 Division I															
152	A	Cincinnati	68 98	337	H	Evansville	72 64								
24	A	Miami (FL)	62 80	268	A	Pittsburgh	80 71								
109	N	Liberty	53 65	177	A	Eastern Ky.	75 57								
315	H	UIC	85 35	259	A	South Alabama	76 73								
105	A	Bradley	68 79	238	N	Prairie View	65 52								

Non-Div I Games: Tiffin 83 51

Miami (OH)

Loss, Non-Conf, S Site, H Home A Away N Neutral

## Michigan

Through Games Of Dec. 31, 2019

Average RPI Win:	184	WON-LOST	WINNING	LAST 10	STRENGTH OF	OPP. STRENGTH	TEAM	ADJ.	CONF.	ADJ CONF.
Average RPI Loss:	39	RECORD	PCT. RANK	GAMES	SCHEDULE	OF SCHEDULE	RPI	RPI	RPI	RPI
DIV. I ONLY	10- 3	55	7-3	64	125	44	44	2	2	
DIV. I NON-CONF.	9- 2	40	6-2	76	140	45	45	2	2	
TOTALS	RPI 1-25	RPI 26-50	W-L RECORDS	RPI 51-100	RPI 101-150	RPI 150+				
10- 3	0- 1	0- 1	OVERALL	2- 1	2- 0	6- 0				
7- 1	0- 0	0- 0	HOME	1- 1	1- 0	5- 0				
2- 1	0- 0	0- 1	AWAY	0- 0	1- 0	1- 0				
1- 1	0- 1	0- 0	NEUTRAL	1- 0	0- 0	0- 0				
9- 2	0- 1	0- 0	NON-CONFERENCE	2- 1	2- 0	5- 0				
6- 1	0- 0	0- 0	HOME	1- 1	1- 0	4- 0				
2- 0	0- 0	0- 0	AWAY	0- 0	1- 0	1- 0				
1- 1	0- 1	0- 0	NEUTRAL	1- 0	0- 0	0- 0				
1- 1	0- 0	0- 1	CONFERENCE	0- 0	0- 0	1- 0				
1- 0	0- 0	0- 0	HOME	0- 0	0- 0	1- 0				
0- 1	0- 0	0- 1	AWAY	0- 0	0- 0	0- 0				
0- 0	0- 0	0- 0	NEUTRAL	0- 0	0- 0	0- 0				

RPI 1-25				RPI 26-50				Team's RPI: 44		RPI 51-100				RPI 101+			
RPI	S	Opponent	Score	RPI	S	Opponent	Score		RPI	S	Opponent	Score	RPI	S	Opponent	Score	
6	N	Florida St.	69 79	26	A	Maryland	55 70		77	N	Kent St.	88 53	105	H	Bradley	77 57	
									85	H	Notre Dame	72 76	132	A	Akron	80 71	
									93	H	Syracuse	84 76	175	H	Western Mich.	76 55	
													197	A	Eastern Mich.	57 38	
													209	H	Penn St.	82 48	
													279	H	Appalachian St.	62 35	
													284	H	Oakland	79 64	
													285	H	Morgan St.	80 48	
LAST 10 Division I																	
6	N	Florida St.	69 79	209	H	Penn St.	82 48		26	A	Maryland	55 70	197	A	Eastern Mich.	57 38	
279	H	Appalachian St.	62 35	85	H	Notre Dame	72 76		132	A	Akron	80 71					
284	H	Oakland	79 64														
93	H	Syracuse	84 76														
285	H	Morgan St.	80 48														

Non-Div I Games:

Michigan

■ Loss, 
■ Non-Conf, 
■ S Site, 
■ H Home 
■ A Away 
N Neutral

Average RPI Win:	225	WON-LOST	WINNING	LAST 10	STRENGTH OF	OPP. STRENGTH	TEAM	ADJ.	CONF.	ADJ CONF.
Average RPI Loss:	38	RECORD	PCT. RANK	GAMES	SCHEDULE	OF SCHEDULE	RPI	RPI	RPI	RPI
DIV. I ONLY	8- 5	112	5-5	99	101	89	89	2	2	
DIV. I NON-CONF.	7- 4	100	4-4	203	113	135	135	2	2	
TOTALS	RPI 1-25	RPI 26-50	W-L RECORDS	RPI 51-100	RPI 101-150	RPI 150+				
8- 5	0- 2	0- 2	OVERALL	2- 1	0- 0	6- 0				
6- 0	0- 0	0- 0	HOME	1- 0	0- 0	5- 0				
1- 2	0- 2	0- 0	AWAY	1- 0	0- 0	0- 0				
1- 3	0- 0	0- 2	NEUTRAL	0- 1	0- 0	1- 0				
7- 4	0- 1	0- 2	NON-CONFERENCE	1- 1	0- 0	6- 0				
5- 0	0- 0	0- 0	HOME	0- 0	0- 0	5- 0				
1- 1	0- 1	0- 0	AWAY	1- 0	0- 0	0- 0				
1- 3	0- 0	0- 2	NEUTRAL	0- 1	0- 0	1- 0				
1- 1	0- 1	0- 0	CONFERENCE	1- 0	0- 0	0- 0				
1- 0	0- 0	0- 0	HOME	1- 0	0- 0	0- 0				
0- 1	0- 1	0- 0	AWAY	0- 0	0- 0	0- 0				
0- 0	0- 0	0- 0	NEUTRAL	0- 0	0- 0	0- 0				

RPI 1-25				RPI 26-50				RPI 51-100 Team's RPI: 89				RPI 101+			
RPI	S	Opponent	Score	RPI	S	Opponent	Score	RPI	S	Opponent	Score	RPI	S	Opponent	Score
6	A	Florida St.	68 78	40	N	LSU	56 58	81	H	Nebraska	78 70	197	H	Eastern Mich.	85 50
9	A	Indiana	67 79	42	N	West Virginia	57 63	85	A	Notre Dame	72 69	223	N	Kansas St.	65 60
								93	N	Syracuse	63 77	271	H	Morehead St.	93 48
												284	H	Oakland	76 56
												327	H	Hartford	79 34
												332	H	Detroit Mercy	110 52
LAST 10 Division I															
		42 N West Virginia	57 63			81 H Nebraska	78 70								
		93 N Syracuse	63 77			9 A Indiana	67 79								
		271 H Morehead St.	93 48			40 N LSU	56 58								
		6 A Florida St.	68 78			327 H Hartford	79 34								
		223 N Kansas St.	65 60			284 H Oakland	76 56								

Non-Div I Games:

Michigan St.



## Middle Tenn.

Through Games Of Dec. 31, 2019

Average RPI Win:	171	WON-LOST	WINNING	LAST 10	STRENGTH OF	OPP. STRENGTH	TEAM	ADJ.	CONF.	ADJ CONF.
Average RPI Loss:	49	RECORD	PCT. RANK	GAMES	SCHEDULE	OF SCHEDULE	RPI	RPI	RPI	RPI
DIV. I ONLY	8- 4	89	7-3	53	62	59	59	14	14	
DIV. I NON-CONF.	8- 4	89	7-3	52	61	57	57	14	14	
TOTALS	RPI 1-25	RPI 26-50	W-L RECORDS	RPI 51-100	RPI 101-150	RPI 150+				
8- 4	1- 2	0- 0	OVERALL	1- 2	1- 0	5- 0				
5- 1	1- 1	0- 0	HOME	1- 0	0- 0	3- 0				
2- 1	0- 0	0- 0	AWAY	0- 1	0- 0	2- 0				
1- 2	0- 1	0- 0	NEUTRAL	0- 1	1- 0	0- 0				
8- 4	1- 2	0- 0	NON-CONFERENCE	1- 2	1- 0	5- 0				
5- 1	1- 1	0- 0	HOME	1- 0	0- 0	3- 0				
2- 1	0- 0	0- 0	AWAY	0- 1	0- 0	2- 0				
1- 2	0- 1	0- 0	NEUTRAL	0- 1	1- 0	0- 0				
0- 0	0- 0	0- 0	CONFERENCE	0- 0	0- 0	0- 0				
0- 0	0- 0	0- 0	HOME	0- 0	0- 0	0- 0				
0- 0	0- 0	0- 0	AWAY	0- 0	0- 0	0- 0				
0- 0	0- 0	0- 0	NEUTRAL	0- 0	0- 0	0- 0				

RPI 1-25				RPI 26-50				RPI 51-100 Team's RPI: 59				RPI 101+			
RPI	S	Opponent	Score	RPI	S	Opponent	Score	RPI	S	Opponent	Score	RPI	S	Opponent	Score
8	N	Gonzaga	50 62					67	N	Arizona St.	60 61	110	N	Auburn	73 50
22	H	TCU	82 70					91	H	Furman	78 62	178	A	Tulane	64 62
25	H	Kentucky	52 67					94	A	Belmont	57 68	205	H	VCU	86 63
												221	H	Tennessee Tech	64 58
												225	A	East Carolina	68 66
												319	H	Lipscomb	70 49
LAST 10 Division I															
				94	A	Belmont	57 68	22	H	TCU	82 70				
				319	H	Lipscomb	70 49	205	H	VCU	86 63				
				67	N	Arizona St.	60 61	91	H	Furman	78 62				
				8	N	Gonzaga	50 62	221	H	Tennessee Tech	64 58				
				110	N	Auburn	73 50	178	A	Tulane	64 62				

Non-Div I Games:

Middle Tenn.

■ Loss, 
 ■ Non-Conf, S Site, 
 ■ Home 
 ■ Away 
 N Neutral

Average RPI Win:	210	WON-LOST	WINNING	LAST 10	STRENGTH OF	OPP. STRENGTH	TEAM	ADJ.	CONF.	ADJ CONF.
Average RPI Loss:	95	RECORD	PCT. RANK	GAMES	SCHEDULE	OF SCHEDULE	RPI	RPI	RPI	RPI
DIV. I ONLY	3- 9	276	3-7	70	96	232	232	18	18	
DIV. I NON-CONF.	2- 8	295	2-6	54	39	225	225	18	18	
TOTALS	RPI 1-25	RPI 26-50	W-L RECORDS	RPI 51-100	RPI 101-150	RPI 150+				
3- 9	0- 2	0- 1	OVERALL	0- 2	0- 3	3- 1				
3- 4	0- 0	0- 1	HOME	0- 0	0- 2	3- 1				
0- 5	0- 2	0- 0	AWAY	0- 2	0- 1	0- 0				
0- 0	0- 0	0- 0	NEUTRAL	0- 0	0- 0	0- 0				
2- 8	0- 2	0- 1	NON-CONFERENCE	0- 2	0- 3	2- 0				
2- 3	0- 0	0- 1	HOME	0- 0	0- 2	2- 0				
0- 5	0- 2	0- 0	AWAY	0- 2	0- 1	0- 0				
0- 0	0- 0	0- 0	NEUTRAL	0- 0	0- 0	0- 0				
1- 1	0- 0	0- 0	CONFERENCE	0- 0	0- 0	1- 1				
1- 1	0- 0	0- 0	HOME	0- 0	0- 0	1- 1				
0- 0	0- 0	0- 0	AWAY	0- 0	0- 0	0- 0				
0- 0	0- 0	0- 0	NEUTRAL	0- 0	0- 0	0- 0				

RPI 1-25				RPI 26-50				RPI 51-100				RPI 101+ Team's RPI: 232			
RPI	S	Opponent	Score	RPI	S	Opponent	Score	RPI	S	Opponent	Score	RPI	S	Opponent	Score
11	A	DePaul	65 94	37	H	Marquette	56 78	54	A	Minnesota	61 77	119	H	Bowling Green	51 63
14	A	Purdue	55 68					96	A	Wisconsin	40 71	141	H	North Dakota	58 66
												148	A	Columbia	46 74
												164	H	Wright St.	60 58
												167	H	Northern Ill.	78 65
												236	H	Northern Ky.	49 61
												298	H	Ark.-Pine Bluff	69 55
LAST 10 Division I															
141	H	North Dakota	58 66	236	H	Northern Ky.	49 61								
119	H	Bowling Green	51 63	164	H	Wright St.	60 58								
37	H	Marquette	56 78	11	A	DePaul	65 94								
167	H	Northern Ill.	78 65	298	H	Ark.-Pine Bluff	69 55								
148	A	Columbia	46 74	96	A	Wisconsin	40 71								

Non-Div I Games: Wis.-Parkside 84 77

Milwaukee

Loss, Non-Conf, S Site, H Home A Away N Neutral

Average RPI Win:	180	WON-LOST	WINNING	LAST 10	STRENGTH OF	OPP. STRENGTH	TEAM	ADJ.	CONF.	ADJ CONF.
Average RPI Loss:	10	RECORD	PCT. RANK	GAMES	SCHEDULE	OF SCHEDULE	RPI	RPI	RPI	RPI
DIV. I ONLY	11- 2	28	9-1	150	33	54	54	2	2	
DIV. I NON-CONF.	10- 1	19	8-0	158	45	37	37	2	2	
TOTALS	RPI 1-25	RPI 26-50	W-L RECORDS	RPI 51-100	RPI 101-150	RPI 150+				
11- 2	0- 2	0- 0	OVERALL	3- 0	2- 0	6- 0				
7- 2	0- 2	0- 0	HOME	2- 0	1- 0	4- 0				
4- 0	0- 0	0- 0	AWAY	1- 0	1- 0	2- 0				
0- 0	0- 0	0- 0	NEUTRAL	0- 0	0- 0	0- 0				
10- 1	0- 1	0- 0	NON-CONFERENCE	3- 0	2- 0	5- 0				
7- 1	0- 1	0- 0	HOME	2- 0	1- 0	4- 0				
3- 0	0- 0	0- 0	AWAY	1- 0	1- 0	1- 0				
0- 0	0- 0	0- 0	NEUTRAL	0- 0	0- 0	0- 0				
1- 1	0- 1	0- 0	CONFERENCE	0- 0	0- 0	1- 0				
0- 1	0- 1	0- 0	HOME	0- 0	0- 0	0- 0				
1- 0	0- 0	0- 0	AWAY	0- 0	0- 0	1- 0				
0- 0	0- 0	0- 0	NEUTRAL	0- 0	0- 0	0- 0				

RPI S	Opponent	Score	RPI S	Opponent	Score	RPI S	Opponent	Score	RPI S	Opponent	Score
2	H Missouri St.	69 77				67	H Arizona St.	80 66	107	A George Washington	83 50
18	H Ohio St.	63 66				79	H Lehigh	77 49	139	H Montana St.	71 60
						85	A Notre Dame	75 67	204	A American	70 53
									209	A Penn St.	81 74
									232	H Milwaukee	77 61
									242	H UC Davis	76 67
									290	H Vermont	90 58
									322	H Bryant	101 56
LAST 10 Division I											
79	H Lehigh	77 49	18	H Ohio St.	63 66						
242	H UC Davis	76 67	209	A Penn St.	81 74						
107	A George Washington	83 50	322	H Bryant	101 56						
204	A American	70 53	139	H Montana St.	71 60						
85	A Notre Dame	75 67	67	H Arizona St.	80 66						

Non-Div I Games:

Minnesota

■ Loss, 
■ Non-Conf, S Site, 
■ Home 
■ Away 
N Neutral

Average RPI Win:	140	WON-LOST	WINNING	LAST 10	STRENGTH OF	OPP. STRENGTH	TEAM	ADJ.	CONF.	ADJ CONF.
Average RPI Loss:	24	RECORD	PCT. RANK	GAMES	SCHEDULE	OF SCHEDULE	RPI	RPI	RPI	RPI
DIV. I ONLY	12- 2	25	8-2	37	53	19	19	4	4	
DIV. I NON-CONF.	12- 2	30	8-2	39	51	16	16	4	4	
TOTALS	RPI 1-25	RPI 26-50	W-L RECORDS	RPI 51-100	RPI 101-150	RPI 150+				
12- 2	1- 1	1- 1	OVERALL	1- 0	3- 0	6- 0				
5- 1	0- 0	0- 1	HOME	1- 0	1- 0	3- 0				
3- 0	0- 0	1- 0	AWAY	0- 0	0- 0	2- 0				
4- 1	1- 1	0- 0	NEUTRAL	0- 0	2- 0	1- 0				
12- 2	1- 1	1- 1	NON-CONFERENCE	1- 0	3- 0	6- 0				
5- 1	0- 0	0- 1	HOME	1- 0	1- 0	3- 0				
3- 0	0- 0	1- 0	AWAY	0- 0	0- 0	2- 0				
4- 1	1- 1	0- 0	NEUTRAL	0- 0	2- 0	1- 0				
0- 0	0- 0	0- 0	CONFERENCE	0- 0	0- 0	0- 0				
0- 0	0- 0	0- 0	HOME	0- 0	0- 0	0- 0				
0- 0	0- 0	0- 0	AWAY	0- 0	0- 0	0- 0				
0- 0	0- 0	0- 0	NEUTRAL	0- 0	0- 0	0- 0				

RPI 1-25				Team's RPI: 19	RPI 26-50				RPI 51-100				RPI 101+						
RPI	S	Opponent	Score		RPI	S	Opponent	Score		RPI	S	Opponent	Score		RPI	S	Opponent	Score	
5	N	Stanford	62	67	37	A	Marquette	74	68	56	H	Troy	122	82	126	H	UT Martin	82	46
23	N	Virginia	72	59	42	H	West Virginia	65	71						128	N	South Fla.	86	61
															150	N	Green Bay	83	58
															163	N	San Francisco	73	38
															188	H	Murray St.	124	43
															190	A	Louisiana	64	48
															196	H	Southern Miss.	91	58
															199	H	Little Rock	89	50
															224	A	Jackson St.	92	53
LAST 10 Division I																			
128	N	South Fla.	86	61	199	H	Little Rock	89	50										
190	A	Louisiana	64	48	23	N	Virginia	72	59										
42	H	West Virginia	65	71	163	N	San Francisco	73	38										
5	N	Stanford	62	67	37	A	Marquette	74	68										
150	N	Green Bay	83	58	224	A	Jackson St.	92	53										

Non-Div I Games:

Mississippi St.

■ Loss, 
 ■ Non-Conf, S Site, 
 ■ Home 
 ■ Away 
 N Neutral

Average RPI Win:	346	WON-LOST	WINNING	LAST 10	STRENGTH OF	OPP. STRENGTH	TEAM	ADJ.	CONF.	ADJ CONF.
Average RPI Loss:	221	RECORD	PCT. RANK	GAMES	SCHEDULE	OF SCHEDULE	RPI	RPI	RPI	RPI
DIV. I ONLY	1- 10	329	1-9	278	341	344	344	27	27	
DIV. I NON-CONF.	1- 10	329	1-9	283	342	344	344	27	27	
TOTALS	RPI 1-25	RPI 26-50	W-L RECORDS	RPI 51-100	RPI 101-150	RPI 150+				
1- 10	0- 0	0- 0	OVERALL	0- 1	0- 1	1- 8				
1- 2	0- 0	0- 0	HOME	0- 1	0- 0	1- 1				
0- 7	0- 0	0- 0	AWAY	0- 0	0- 1	0- 6				
0- 1	0- 0	0- 0	NEUTRAL	0- 0	0- 0	0- 1				
1- 10	0- 0	0- 0	NON-CONFERENCE	0- 1	0- 1	1- 8				
1- 2	0- 0	0- 0	HOME	0- 1	0- 0	1- 1				
0- 7	0- 0	0- 0	AWAY	0- 0	0- 1	0- 6				
0- 1	0- 0	0- 0	NEUTRAL	0- 0	0- 0	0- 1				
0- 0	0- 0	0- 0	CONFERENCE	0- 0	0- 0	0- 0				
0- 0	0- 0	0- 0	HOME	0- 0	0- 0	0- 0				
0- 0	0- 0	0- 0	AWAY	0- 0	0- 0	0- 0				
0- 0	0- 0	0- 0	NEUTRAL	0- 0	0- 0	0- 0				

RPI S	Opponent	Score	RPI S	Opponent	Score	RPI S	Opponent	Score	RPI S	Opponent	Score	Team's RPI: 344
						62	H Austin Peay	82 100	137	A Memphis	54 91	
									173	A Wyoming	22 95	
									188	H Murray St.	66 72	
									196	A Southern Miss.	80 84	
									233	A North Ala.	60 86	
									283	N Omaha	70 78	
									288	A Colorado St.	46 65	
									296	A Ole Miss	53 72	
									346	H Florida A&M	71 70	
									349	A La.-Monroe	66 74	
LAST 10 Division I												
288	A Colorado St.	46 65	349	A La.-Monroe	66 74							
173	A Wyoming	22 95	137	A Memphis	54 91							
346	H Florida A&M	71 70	62	H Austin Peay	82 100							
283	N Omaha	70 78	188	H Murray St.	66 72							
196	A Southern Miss.	80 84	233	A North Ala.	60 86							

Non-Div I Games:

Mississippi Val.

■ Loss, 
 ■ Non-Conf, S Site, 
 ■ Home 
 ■ Away 
 N Neutral

Average RPI Win:	195	WON-LOST	WINNING	LAST 10	STRENGTH OF	OPP. STRENGTH	TEAM	ADJ.	CONF.	ADJ CONF.
Average RPI Loss:	99	RECORD	PCT. RANK	GAMES	SCHEDULE	OF SCHEDULE	RPI	RPI	RPI	RPI
DIV. I ONLY	3- 10	281	2-8	25	100	201	201	4	4	
DIV. I NON-CONF.	3- 10	282	2-8	27	101	200	200	4	4	
TOTALS	RPI 1-25	RPI 26-50	W-L RECORDS	RPI 51-100	RPI 101-150	RPI 150+				
3- 10	0- 2	1- 2	OVERALL	0- 1	0- 3	2- 2				
3- 4	0- 1	1- 1	HOME	0- 1	0- 1	2- 0				
0- 4	0- 1	0- 1	AWAY	0- 0	0- 1	0- 1				
0- 2	0- 0	0- 0	NEUTRAL	0- 0	0- 1	0- 1				
3- 10	0- 2	1- 2	NON-CONFERENCE	0- 1	0- 3	2- 2				
3- 4	0- 1	1- 1	HOME	0- 1	0- 1	2- 0				
0- 4	0- 1	0- 1	AWAY	0- 0	0- 1	0- 1				
0- 2	0- 0	0- 0	NEUTRAL	0- 0	0- 1	0- 1				
0- 0	0- 0	0- 0	CONFERENCE	0- 0	0- 0	0- 0				
0- 0	0- 0	0- 0	HOME	0- 0	0- 0	0- 0				
0- 0	0- 0	0- 0	AWAY	0- 0	0- 0	0- 0				
0- 0	0- 0	0- 0	NEUTRAL	0- 0	0- 0	0- 0				

RPI	S	Opponent	Score	RPI	S	Opponent	Score	RPI	S	Opponent	Score	RPI	S	Opponent	Score	Team's RPI: 201
2	A	Missouri St.	72 79	27	A	South Dakota	56 72	81	H	Nebraska	85 90	124	N	North Carolina	69 82	
17	H	Princeton	33 68	34	H	UNI	73 78					131	H	Illinois	51 58	
				50	H	Saint Louis	83 58					150	A	Green Bay	64 72	
												176	N	New Mexico	68 71	
												229	H	Western Ill.	97 89	
												245	A	UMKC	56 59	
												305	H	SIUE	68 51	
LAST 10 Division I																
2	A	Missouri St.	72 79	131	H	Illinois	51 58									
245	A	UMKC	56 59	17	H	Princeton	33 68									
50	H	Saint Louis	83 58	305	H	SIUE	68 51									
124	N	North Carolina	69 82	27	A	South Dakota	56 72									
176	N	New Mexico	68 71	150	A	Green Bay	64 72									

Non-Div I Games:

Missouri

■ Loss, 
 ■ Non-Conf, 
 ■ S Site, 
 ■ H Home 
 ■ A Away 
 N Neutral

Average RPI Win: 123		WON-LOST	WINNING	LAST 10	STRENGTH OF	OPP. STRENGTH	TEAM	ADJ.	CONF.	ADJ CONF.
Average RPI Loss: 6		RECORD	PCT. RANK	GAMES	SCHEDULE	OF SCHEDULE	RPI	RPI	RPI	RPI
DIV. I ONLY		9- 2	41	8-2	3	49	2	2	7	7
DIV. I NON-CONF.		9- 2	40	8-2	4	43	2	2	7	7
TOTALS		RPI 1-25	RPI 26-50	W-L RECORDS	RPI 51-100	RPI 101-150	RPI 150+			
9- 2	0- 2		2- 0	OVERALL	2- 0	2- 0	3- 0			
5- 0	0- 0		0- 0	HOME	0- 0	2- 0	3- 0			
4- 2	0- 2		2- 0	AWAY	2- 0	0- 0	0- 0			
0- 0	0- 0		0- 0	NEUTRAL	0- 0	0- 0	0- 0			
9- 2	0- 2		2- 0	NON-CONFERENCE	2- 0	2- 0	3- 0			
5- 0	0- 0		0- 0	HOME	0- 0	2- 0	3- 0			
4- 2	0- 2		2- 0	AWAY	2- 0	0- 0	0- 0			
0- 0	0- 0		0- 0	NEUTRAL	0- 0	0- 0	0- 0			
0- 0	0- 0		0- 0	CONFERENCE	0- 0	0- 0	0- 0			
0- 0	0- 0		0- 0	HOME	0- 0	0- 0	0- 0			
0- 0	0- 0		0- 0	AWAY	0- 0	0- 0	0- 0			
0- 0	0- 0		0- 0	NEUTRAL	0- 0	0- 0	0- 0			

RPI 1-25					
RPI	S	Opponent	Score		
4	A	Oregon St.	69	80	
8	A	Gonzaga	52	64	
Team's RPI: 2					
RPI 26-50					
RPI	S	Opponent	Score		
27	A	South Dakota	74	66	
38	A	Oklahoma	96	90	
RPI 51-100					
RPI	S	Opponent	Score		
54	A	Minnesota	77	69	
74	A	Boise St.	72	69	
RPI 101+					
RPI	S	Opponent	Score		
106	H	Santa Clara	71	64	
140	H	Wichita St.	68	55	
201	H	Missouri	79	72	
218	H	A&M-Corpus Christi	79	51	
245	H	UMKC	83	58	
LAST 10 Division I					
140	H	Wichita St.	68	55	
245	H	UMKC	83	58	
27	A	South Dakota	74	66	
106	H	Santa Clara	71	64	
4	A	Oregon St.	69	80	
8	A	Gonzaga	52	64	
201	H	Missouri	79	72	
38	A	Oklahoma	96	90	
74	A	Boise St.	72	69	
218	H	A&M-Corpus Christi	79	51	

Non-Div I Games:	William Jewell	111	39
------------------	----------------	-----	----

Missouri St.

■ Loss, ■ Non-Conf, S Site, H Home A Away N Neutral

Average RPI Win:	291	WON-LOST	WINNING	LAST 10	STRENGTH OF	OPP. STRENGTH	TEAM	ADJ.	CONF.	ADJ CONF.
Average RPI Loss:	121	RECORD	PCT. RANK	GAMES	SCHEDULE	OF SCHEDULE	RPI	RPI	RPI	RPI
DIV. I ONLY	4- 6	216	4-6	167	260	194	194	24	24	
DIV. I NON-CONF.	3- 6	235	3-6	133	288	196	196	23	23	
TOTALS	RPI 1-25	RPI 26-50	W-L RECORDS	RPI 51-100	RPI 101-150	RPI 150+				
4- 6	0- 1	0- 1	OVERALL	0- 1	0- 1	4- 2				
2- 1	0- 0	0- 0	HOME	0- 0	0- 1	2- 0				
1- 5	0- 1	0- 1	AWAY	0- 1	0- 0	1- 2				
1- 0	0- 0	0- 0	NEUTRAL	0- 0	0- 0	1- 0				
3- 6	0- 1	0- 1	NON-CONFERENCE	0- 1	0- 1	3- 2				
1- 1	0- 0	0- 0	HOME	0- 0	0- 1	1- 0				
1- 5	0- 1	0- 1	AWAY	0- 1	0- 0	1- 2				
1- 0	0- 0	0- 0	NEUTRAL	0- 0	0- 0	1- 0				
1- 0	0- 0	0- 0	CONFERENCE	0- 0	0- 0	1- 0				
1- 0	0- 0	0- 0	HOME	0- 0	0- 0	1- 0				
0- 0	0- 0	0- 0	AWAY	0- 0	0- 0	0- 0				
0- 0	0- 0	0- 0	NEUTRAL	0- 0	0- 0	0- 0				

RPI 1-25			RPI 26-50			RPI 51-100			RPI 101+			Team's RPI: 194
RPI	S	Opponent	Score	RPI	S	Opponent	Score	RPI	S	Opponent	Score	
17	A	Princeton	40 52	46	A	Arizona	34 86	84	A	Bucknell	37 71	102 H Providence 52 68
												214 A San Diego 49 57
												228 H Manhattan 62 60
												262 A Loyola Maryland 48 64
												278 H Lafayette 52 44
												323 N Purdue Fort Wayne 60 46
												333 A Albany (NY) 53 41
LAST 10 Division I												
228	H	Manhattan	62 60	333	A	Albany (NY)	53 41					
278	H	Lafayette	52 44	262	A	Loyola Maryland	48 64					
46	A	Arizona	34 86	17	A	Princeton	40 52					
323	N	Purdue Fort Wayne	60 46	102	H	Providence	52 68					
214	A	San Diego	49 57	84	A	Bucknell	37 71					

Non-Div I Games:

Monmouth



Montana

Through Games Of Dec. 31, 2019

Average RPI Win:	284	WON-LOST	WINNING	LAST 10	STRENGTH OF	OPP. STRENGTH	TEAM	ADJ.	CONF.	ADJ CONF.
Average RPI Loss:	83	RECORD	PCT. RANK	GAMES	SCHEDULE	OF SCHEDULE	RPI	RPI	RPI	RPI
DIV. I ONLY	5- 4	139	5-4	206	278	162	162	20	20	
DIV. I NON-CONF.	3- 4	201	3-4	60	260	142	142	19	19	
TOTALS	RPI 1-25	RPI 26-50	W-L RECORDS	RPI 51-100	RPI 101-150	RPI 150+				
5- 4	0- 0	0- 2	OVERALL	0- 0	0- 1	5- 1				
1- 2	0- 0	0- 1	HOME	0- 0	0- 0	1- 1				
4- 1	0- 0	0- 1	AWAY	0- 0	0- 0	4- 0				
0- 1	0- 0	0- 0	NEUTRAL	0- 0	0- 1	0- 0				
3- 4	0- 0	0- 2	NON-CONFERENCE	0- 0	0- 1	3- 1				
1- 2	0- 0	0- 1	HOME	0- 0	0- 0	1- 1				
2- 1	0- 0	0- 1	AWAY	0- 0	0- 0	2- 0				
0- 1	0- 0	0- 0	NEUTRAL	0- 0	0- 1	0- 0				
2- 0	0- 0	0- 0	CONFERENCE	0- 0	0- 0	2- 0				
0- 0	0- 0	0- 0	HOME	0- 0	0- 0	0- 0				
2- 0	0- 0	0- 0	AWAY	0- 0	0- 0	2- 0				
0- 0	0- 0	0- 0	NEUTRAL	0- 0	0- 0	0- 0				

RPI S	Opponent	Score	RPI S	Opponent	Score	RPI S	Opponent	Score	RPI S	Opponent	Score
27	A South Dakota	64 96	27	A South Dakota	64 96	27	A South Dakota	64 96	27	A South Dakota	64 96
46	H Arizona	42 77	46	H Arizona	42 77	46	H Arizona	42 77	46	H Arizona	42 77
LAST 10 Division I											
27	A South Dakota	64 96	347	A Sacramento St.	64 60	27	A South Dakota	64 96	347	A Sacramento St.	64 60
345	A Utah Valley	63 52	272	A Northern Ariz.	79 71	345	A Utah Valley	63 52	272	A Northern Ariz.	79 71
203	A Cal St. Fullerton	71 69	253	H Grand Canyon	72 67	203	A Cal St. Fullerton	71 69	253	H Grand Canyon	72 67
106	N Santa Clara	58 68	154	H Fresno St.	63 76	106	N Santa Clara	58 68	154	H Fresno St.	63 76
46	H Arizona	42 77				46	H Arizona	42 77			

Montana

Loss, Non-Conf, S Site, H Home A Away N Neutral

Average RPI Win:	297	WON-LOST	WINNING	LAST 10	STRENGTH OF	OPP. STRENGTH	TEAM	ADJ.	CONF.	ADJ CONF.
Average RPI Loss:	63	RECORD	PCT. RANK	GAMES	SCHEDULE	OF SCHEDULE	RPI	RPI	RPI	RPI
DIV. I ONLY	4- 5	205	4-5	124	216	139	139	20	20	
DIV. I NON-CONF.	2- 5	260	2-5	19	173	132	132	19	19	
TOTALS	RPI 1-25	RPI 26-50	W-L RECORDS	RPI 51-100	RPI 101-150	RPI 150+				
4- 5	0- 2	0- 0	OVERALL	0- 1	0- 2	4- 0				
1- 1	0- 1	0- 0	HOME	0- 0	0- 0	1- 0				
3- 2	0- 0	0- 0	AWAY	0- 1	0- 1	3- 0				
0- 2	0- 1	0- 0	NEUTRAL	0- 0	0- 1	0- 0				
2- 5	0- 2	0- 0	NON-CONFERENCE	0- 1	0- 2	2- 0				
1- 1	0- 1	0- 0	HOME	0- 0	0- 0	1- 0				
1- 2	0- 0	0- 0	AWAY	0- 1	0- 1	1- 0				
0- 2	0- 1	0- 0	NEUTRAL	0- 0	0- 1	0- 0				
2- 0	0- 0	0- 0	CONFERENCE	0- 0	0- 0	2- 0				
0- 0	0- 0	0- 0	HOME	0- 0	0- 0	0- 0				
2- 0	0- 0	0- 0	AWAY	0- 0	0- 0	2- 0				
0- 0	0- 0	0- 0	NEUTRAL	0- 0	0- 0	0- 0				

RPI 1-25				RPI 26-50				RPI 51-100				RPI 101+ Team's RPI: 139			
RPI	S	Opponent	Score	RPI	S	Opponent	Score	RPI	S	Opponent	Score	RPI	S	Opponent	Score
8	H	Gonzaga	55 70					54	A	Minnesota	60 71	103	A	South Dakota St.	50 60
12	N	Texas A&M	67 78									140	N	Wichita St.	64 66
												242	H	UC Davis	77 65
												272	A	Northern Ariz.	72 64
												326	A	Seattle U	73 65
												347	A	Sacramento St.	85 48
LAST 10 Division I															
140	N	Wichita St.	64 66	272	A	Northern Ariz.	72 64								
8	H	Gonzaga	55 70	347	A	Sacramento St.	85 48								
326	A	Seattle U	73 65	12	N	Texas A&M	67 78								
54	A	Minnesota	60 71	242	H	UC Davis	77 65								
103	A	South Dakota St.	50 60												

Non-Div I Games: Carroll (MT) 67 33 Mont. St.-Northern 93 34

Montana St.

Average RPI Win:	235	WON-LOST	WINNING	LAST 10	STRENGTH OF	OPP. STRENGTH	TEAM	ADJ.	CONF.	ADJ CONF.
Average RPI Loss:	108	RECORD	PCT. RANK	GAMES	SCHEDULE	OF SCHEDULE	RPI	RPI	RPI	RPI
DIV. I ONLY	2- 8	295	2-8	126	153	271	271	19	19	
DIV. I NON-CONF.	2- 8	295	2-8	119	158	276	276	20	20	
TOTALS	RPI 1-25	RPI 26-50	W-L RECORDS	RPI 51-100	RPI 101-150	RPI 150+				
2- 8	0- 1	0- 1	OVERALL	0- 2	0- 3	2- 1				
2- 2	0- 0	0- 0	HOME	0- 1	0- 0	2- 1				
0- 6	0- 1	0- 1	AWAY	0- 1	0- 3	0- 0				
0- 0	0- 0	0- 0	NEUTRAL	0- 0	0- 0	0- 0				
2- 8	0- 1	0- 1	NON-CONFERENCE	0- 2	0- 3	2- 1				
2- 2	0- 0	0- 0	HOME	0- 1	0- 0	2- 1				
0- 6	0- 1	0- 1	AWAY	0- 1	0- 3	0- 0				
0- 0	0- 0	0- 0	NEUTRAL	0- 0	0- 0	0- 0				
0- 0	0- 0	0- 0	CONFERENCE	0- 0	0- 0	0- 0				
0- 0	0- 0	0- 0	HOME	0- 0	0- 0	0- 0				
0- 0	0- 0	0- 0	AWAY	0- 0	0- 0	0- 0				
0- 0	0- 0	0- 0	NEUTRAL	0- 0	0- 0	0- 0				

RPI 1-25				RPI 26-50				RPI 51-100				RPI 101+ Team's RPI: 271			
RPI	S	Opponent	Score	RPI	S	Opponent	Score	RPI	S	Opponent	Score	RPI	S	Opponent	Score
25	A	Kentucky	54 79	47	A	Baylor	47 94	63	H	N.C. A&T	56 74	119	A	Bowling Green	65 79
								89	A	Michigan St.	48 93	145	A	Valparaiso	53 55
												149	A	Dayton	41 58
												211	H	Saint Francis (PA)	65 54
												230	H	Stetson	55 58
												258	H	Radford	73 62
LAST 10 Division I															
258	H	Radford	73 62	47	A	Baylor	47 94	145	A	Valparaiso	53 55				
63	H	N.C. A&T	56 74					89	A	Michigan St.	48 93				
25	A	Kentucky	54 79					149	A	Dayton	41 58				
211	H	Saint Francis (PA)	65 54					119	A	Bowling Green	65 79				
230	H	Stetson	55 58												

Average RPI Win: <b>252</b>	WON-LOST	WINNING	LAST 10	STRENGTH OF	OPP. STRENGTH	TEAM	ADJ.	CONF.	ADJ CONF.
Average RPI Loss: <b>183</b>	RECORD	PCT. RANK	GAMES	SCHEDULE	OF SCHEDULE	RPI	RPI	RPI	RPI
DIV. I ONLY	2- 9	303	2-8	142	334	285	285	30	30
DIV. I NON-CONF.	2- 9	304	2-8	142	337	289	289	30	30
TOTALS	RPI 1-25	RPI 26-50	W-L RECORDS	RPI 51-100	RPI 101-150	RPI 150+			
2- 9	0- 0	0- 2	OVERALL	0- 2	0- 1	2- 4			
1- 0	0- 0	0- 0	HOME	0- 0	0- 0	1- 0			
1- 7	0- 0	0- 2	AWAY	0- 1	0- 0	1- 4			
0- 2	0- 0	0- 0	NEUTRAL	0- 1	0- 1	0- 0			
2- 9	0- 0	0- 2	NON-CONFERENCE	0- 2	0- 1	2- 4			
1- 0	0- 0	0- 0	HOME	0- 0	0- 0	1- 0			
1- 7	0- 0	0- 2	AWAY	0- 1	0- 0	1- 4			
0- 2	0- 0	0- 0	NEUTRAL	0- 1	0- 1	0- 0			
0- 0	0- 0	0- 0	CONFERENCE	0- 0	0- 0	0- 0			
0- 0	0- 0	0- 0	HOME	0- 0	0- 0	0- 0			
0- 0	0- 0	0- 0	AWAY	0- 0	0- 0	0- 0			
0- 0	0- 0	0- 0	NEUTRAL	0- 0	0- 0	0- 0			

RPI S	Opponent	Score	RPI S	Opponent	Score	RPI S	Opponent	Score	RPI S	Opponent	Score	Team's RPI: 285
37	A Marquette	48 70	81	A Nebraska	55 78	132	N Akron	45 52				
44	A Michigan	48 80	87	N Stony Brook	56 63	179	H Texas St.	72 62				
						283	A Omaha	64 70				
						314	A UMBC	63 65				
						325	A Marshall	57 52				
						328	A Hofstra	39 51				
						341	A Saint Peter's	77 78				
LAST 10 Division I												
328	A Hofstra	39 51	132	N Akron	45 52							
44	A Michigan	48 80	87	N Stony Brook	56 63							
341	A Saint Peter's	77 78	179	H Texas St.	72 62							
325	A Marshall	57 52	314	A UMBC	63 65							
283	A Omaha	64 70	81	A Nebraska	55 78							

Non-Div I Games: Washington Adventis84 52 Notre Dame (MD) 113 34

Morgan St.

■ Loss, 
 ■ Non-Conf, 
 ■ S Site, 
 ■ Home 
 ■ A Away 
 N Neutral

## Mt. St. Mary's

Through Games Of Dec. 31, 2019

Average RPI Win:	229	WON-LOST	WINNING	LAST 10	STRENGTH OF	OPP. STRENGTH	TEAM	ADJ.	CONF.	ADJ CONF.
Average RPI Loss:	126	RECORD	PCT. RANK	GAMES	SCHEDULE	OF SCHEDULE	RPI	RPI	RPI	RPI
DIV. I ONLY	4- 7	231	4-6	176	143	202	202	31	31	
DIV. I NON-CONF.	4- 7	225	4-6	176	145	201	201	31	31	
TOTALS	RPI 1-25	RPI 26-50	W-L RECORDS	RPI 51-100	RPI 101-150	RPI 150+				
4- 7	0- 2	0- 0	OVERALL	1- 2	0- 0	3- 3				
2- 1	0- 0	0- 0	HOME	0- 1	0- 0	2- 0				
1- 5	0- 2	0- 0	AWAY	0- 1	0- 0	1- 2				
1- 1	0- 0	0- 0	NEUTRAL	1- 0	0- 0	0- 1				
4- 7	0- 2	0- 0	NON-CONFERENCE	1- 2	0- 0	3- 3				
2- 1	0- 0	0- 0	HOME	0- 1	0- 0	2- 0				
1- 5	0- 2	0- 0	AWAY	0- 1	0- 0	1- 2				
1- 1	0- 0	0- 0	NEUTRAL	1- 0	0- 0	0- 1				
0- 0	0- 0	0- 0	CONFERENCE	0- 0	0- 0	0- 0				
0- 0	0- 0	0- 0	HOME	0- 0	0- 0	0- 0				
0- 0	0- 0	0- 0	AWAY	0- 0	0- 0	0- 0				
0- 0	0- 0	0- 0	NEUTRAL	0- 0	0- 0	0- 0				

RPI 1-25				RPI 26-50				RPI 51-100				RPI 101+ Team's RPI: 202			
RPI	S	Opponent	Score	RPI	S	Opponent	Score	RPI	S	Opponent	Score	RPI	S	Opponent	Score
9	A	Indiana	52 75					52	A	Old Dominion	34 85	169	N	Hampton	60 68
25	A	Kentucky	44 67					79	H	Lehigh	65 66	252	A	Towson	57 73
								83	N	Richmond	75 67	258	A	Radford	75 58
												262	H	Loyola Maryland	81 75
												294	A	UMES	76 78
												314	H	UMBC	71 61
LAST 10 Division I															
79	H	Lehigh	65 66	52	A	Old Dominion	34 85								
262	H	Loyola Maryland	81 75	83	N	Richmond	75 67								
258	A	Radford	75 58	169	N	Hampton	60 68								
314	H	UMBC	71 61	294	A	UMES	76 78								
252	A	Towson	57 73	9	A	Indiana	52 75								

Non-Div I Games: Frostburg St. 94 40

Mt. St. Mary's

Loss, Non-Conf, S Site, H Home A Away N Neutral

Average RPI Win:	306	WON-LOST	WINNING	LAST 10	STRENGTH OF	OPP. STRENGTH	TEAM	ADJ.	CONF.	ADJ CONF.
Average RPI Loss:	64	RECORD	PCT. RANK	GAMES	SCHEDULE	OF SCHEDULE	RPI	RPI	RPI	RPI
DIV. I ONLY	5- 4	139	5-4	305	110	188	188	19	19	
DIV. I NON-CONF.	5- 4	139	5-4	307	108	183	183	20	20	
TOTALS	RPI 1-25	RPI 26-50	W-L RECORDS	RPI 51-100	RPI 101-150	RPI 150+				
5- 4	0- 2	0- 0	OVERALL	0- 1	0- 0	5- 1				
2- 1	0- 0	0- 0	HOME	0- 0	0- 0	2- 1				
3- 3	0- 2	0- 0	AWAY	0- 1	0- 0	3- 0				
0- 0	0- 0	0- 0	NEUTRAL	0- 0	0- 0	0- 0				
5- 4	0- 2	0- 0	NON-CONFERENCE	0- 1	0- 0	5- 1				
2- 1	0- 0	0- 0	HOME	0- 0	0- 0	2- 1				
3- 3	0- 2	0- 0	AWAY	0- 1	0- 0	3- 0				
0- 0	0- 0	0- 0	NEUTRAL	0- 0	0- 0	0- 0				
0- 0	0- 0	0- 0	CONFERENCE	0- 0	0- 0	0- 0				
0- 0	0- 0	0- 0	HOME	0- 0	0- 0	0- 0				
0- 0	0- 0	0- 0	AWAY	0- 0	0- 0	0- 0				
0- 0	0- 0	0- 0	NEUTRAL	0- 0	0- 0	0- 0				

RPI 1-25				RPI 26-50				RPI 51-100				RPI 101+ Team's RPI: 188			
RPI	S	Opponent	Score	RPI	S	Opponent	Score	RPI	S	Opponent	Score	RPI	S	Opponent	Score
3	A	Louisville	40 76					76	A	Southern Ill.	66 76	156	H	Samford	56 84
19	A	Mississippi St.	43 124									239	H	Arkansas St.	77 62
												289	H	Indiana St.	70 62
												319	A	Lipscomb	67 57
												337	A	Evansville	61 59
												344	A	Mississippi Val.	72 66
LAST 10 Division I															
239	H	Arkansas St.	77 62	156	H	Samford	56 84								
319	A	Lipscomb	67 57	76	A	Southern Ill.	66 76								
19	A	Mississippi St.	43 124	289	H	Indiana St.	70 62								
344	A	Mississippi Val.	72 66	337	A	Evansville	61 59								
3	A	Louisville	40 76												

Non-Div I Games: Cumberland (TN) 93 60 Christian Bros. 95 59

Murray St.

Loss, Non-Conf, S Site, H Home A Away N Neutral

Average RPI Win:	207	WON-LOST	WINNING	LAST 10	STRENGTH OF	OPP. STRENGTH	TEAM	ADJ.	CONF.	ADJ CONF.
Average RPI Loss:	59	RECORD	PCT. RANK	GAMES	SCHEDULE	OF SCHEDULE	RPI	RPI	RPI	RPI
DIV. I ONLY	6- 4	122	6-4	121	38	63	63	30	30	
DIV. I NON-CONF.	6- 4	122	6-4	115	35	64	64	30	30	
TOTALS	RPI 1-25	RPI 26-50	W-L RECORDS	RPI 51-100	RPI 101-150	RPI 150+				
6- 4	0- 2	0- 0	OVERALL	0- 1	1- 1	5- 0				
2- 0	0- 0	0- 0	HOME	0- 0	1- 0	1- 0				
3- 3	0- 1	0- 0	AWAY	0- 1	0- 1	3- 0				
1- 1	0- 1	0- 0	NEUTRAL	0- 0	0- 0	1- 0				
6- 4	0- 2	0- 0	NON-CONFERENCE	0- 1	1- 1	5- 0				
2- 0	0- 0	0- 0	HOME	0- 0	1- 0	1- 0				
3- 3	0- 1	0- 0	AWAY	0- 1	0- 1	3- 0				
1- 1	0- 1	0- 0	NEUTRAL	0- 0	0- 0	1- 0				
0- 0	0- 0	0- 0	CONFERENCE	0- 0	0- 0	0- 0				
0- 0	0- 0	0- 0	HOME	0- 0	0- 0	0- 0				
0- 0	0- 0	0- 0	AWAY	0- 0	0- 0	0- 0				
0- 0	0- 0	0- 0	NEUTRAL	0- 0	0- 0	0- 0				

RPI 1-25				RPI 26-50				RPI 51-100 Team's RPI: 63				RPI 101+			
RPI	S	Opponent	Score	RPI	S	Opponent	Score	RPI	S	Opponent	Score	RPI	S	Opponent	Score
20	A	NC State	44 80					61	A	Georgia	54 72	114	H	UNC Greensboro	57 48
24	N	Miami (FL)	67 68									132	A	Akron	52 64
												171	A	Clemson	82 74
												205	A	VCU	69 58
												239	N	Arkansas St.	55 50
												240	H	ETSU	80 69
												271	A	Morehead St.	74 56
LAST 10 Division I															
239	N	Arkansas St.	55 50	205	A	VCU	69 58								
24	N	Miami (FL)	67 68	171	A	Clemson	82 74								
240	H	ETSU	80 69	132	A	Akron	52 64								
61	A	Georgia	54 72	114	H	UNC Greensboro	57 48								
20	A	NC State	44 80	271	A	Morehead St.	74 56								

Non-Div I Games: Saint Augustine's 75 44 Johnson &amp; Wales (NC) 121 61

N.C. A&amp;T

Loss, Non-Conf, S Site, H Home A Away N Neutral

N.C. Central

Through Games Of Dec. 31, 2019

Average RPI Win:	278	WON-LOST	WINNING	LAST 10	STRENGTH OF	OPP. STRENGTH	TEAM	ADJ.	CONF.	ADJ CONF.
Average RPI Loss:	194	RECORD	PCT. RANK	GAMES	SCHEDULE	OF SCHEDULE	RPI	RPI	RPI	RPI

DIV. I ONLY	2- 9	303	2-8	229	302	311	311	30	30
DIV. I NON-CONF.	2- 9	304	2-8	231	300	310	310	30	30
TOTALS	RPI 1-25	RPI 26-50	W-L RECORDS	RPI 51-100	RPI 101-150	RPI 150+			
2- 9	0- 1	0- 0	OVERALL	0- 1	0- 2	2- 5			
1- 3	0- 0	0- 0	HOME	0- 0	0- 0	1- 3			
1- 5	0- 1	0- 0	AWAY	0- 1	0- 2	1- 1			
0- 1	0- 0	0- 0	NEUTRAL	0- 0	0- 0	0- 1			
2- 9	0- 1	0- 0	NON-CONFERENCE	0- 1	0- 2	2- 5			
1- 3	0- 0	0- 0	HOME	0- 0	0- 0	1- 3			
1- 5	0- 1	0- 0	AWAY	0- 1	0- 2	1- 1			
0- 1	0- 0	0- 0	NEUTRAL	0- 0	0- 0	0- 1			
0- 0	0- 0	0- 0	CONFERENCE	0- 0	0- 0	0- 0			
0- 0	0- 0	0- 0	HOME	0- 0	0- 0	0- 0			
0- 0	0- 0	0- 0	AWAY	0- 0	0- 0	0- 0			
0- 0	0- 0	0- 0	NEUTRAL	0- 0	0- 0	0- 0			

RPI 1-25				RPI 26-50				RPI 51-100				RPI 101+ Team's RPI: 311			
RPI	S	Opponent	Score	RPI	S	Opponent	Score	RPI	S	Opponent	Score	RPI	S	Opponent	Score
16	A	Iowa	50 102					60	A	California	69 90	118	A	CSU Bakersfield	71 80
												124	A	North Carolina	53 92
												208	H	Campbell	67 64
												209	N	Penn St.	68 92
												293	H	Winthrop	46 56
												300	A	Col. of Charleston	78 85
												309	H	High Point	58 78
												313	H	FIU	58 59
												348	A	LIU Brooklyn	61 59
LAST 10 Division I															
209	N	Penn St.	68 92	348	A	LIU Brooklyn	61 59								
60	A	California	69 90	16	A	Iowa	50 102								
309	H	High Point	58 78	124	A	North Carolina	53 92								
208	H	Campbell	67 64	313	H	FIU	58 59								
300	A	Col. of Charleston	78 85	118	A	CSU Bakersfield	71 80								

Non-Div I Games: Washington Adventis83 48 Lincoln (PA) 53 68

N.C. Central

Loss, Non-Conf, S Site, H Home A Away N Neutral



Average RPI Win:	148	WON-LOST	WINNING	LAST 10	STRENGTH OF	OPP. STRENGTH	TEAM	ADJ.	CONF.	ADJ CONF.
Average RPI Loss:	0	RECORD	PCT. RANK	GAMES	SCHEDULE	OF SCHEDULE	RPI	RPI	RPI	RPI
DIV. I ONLY	12- 0	1	10-0	194	25	20	20	3	3	
DIV. I NON-CONF.	11- 0	1	9-0	205	25	23	23	3	3	
TOTALS	RPI 1-25	RPI 26-50	W-L RECORDS	RPI 51-100	RPI 101-150	RPI 150+				
12- 0	0- 0	1- 0	OVERALL	4- 0	3- 0	4- 0				
7- 0	0- 0	1- 0	HOME	1- 0	2- 0	3- 0				
3- 0	0- 0	0- 0	AWAY	2- 0	1- 0	0- 0				
2- 0	0- 0	0- 0	NEUTRAL	1- 0	0- 0	1- 0				
11- 0	0- 0	1- 0	NON-CONFERENCE	3- 0	3- 0	4- 0				
7- 0	0- 0	1- 0	HOME	1- 0	2- 0	3- 0				
2- 0	0- 0	0- 0	AWAY	1- 0	1- 0	0- 0				
2- 0	0- 0	0- 0	NEUTRAL	1- 0	0- 0	1- 0				
1- 0	0- 0	0- 0	CONFERENCE	1- 0	0- 0	0- 0				
0- 0	0- 0	0- 0	HOME	0- 0	0- 0	0- 0				
1- 0	0- 0	0- 0	AWAY	1- 0	0- 0	0- 0				
0- 0	0- 0	0- 0	NEUTRAL	0- 0	0- 0	0- 0				

RPI S	Opponent	Score	RPI S	Opponent	Score	RPI S	Opponent	Score	RPI S	Opponent	Score
26	H Maryland	66 59	63	H N.C. A&T	80 44	129	H Elon	62 49			
			92	N Texas	84 73	143	H Lamar University	81 40			
			98	A Boston College	72 54	147	A Hawaii	68 59			
			99	A Saint Mary's (CA)	87 70	220	N North Texas	76 65			
						226	H Chattanooga	74 38			
						257	H Maine	62 34			
						273	H UNCW	80 40			
LAST 10 Division I											
147	A Hawaii	68 59	98	A Boston College	72 54						
92	N Texas	84 73	226	H Chattanooga	74 38						
99	A Saint Mary's (CA)	87 70	129	H Elon	62 49						
257	H Maine	62 34	26	H Maryland	66 59						
143	H Lamar University	81 40	220	N North Texas	76 65						

Non-Div I Games:

NC State

Loss, Non-Conf, S Site, H Home A Away N Neutral

Average RPI Win:	308	WON-LOST	WINNING	LAST 10	STRENGTH OF	OPP. STRENGTH	TEAM	ADJ.	CONF.	ADJ CONF.
Average RPI Loss:	174	RECORD	PCT. RANK	GAMES	SCHEDULE	OF SCHEDULE	RPI	RPI	RPI	RPI
DIV. I ONLY	3- 10	281	3-7	223	331	304	304	15	15	
DIV. I NON-CONF.	3- 10	282	3-7	221	333	306	306	15	15	
TOTALS	RPI 1-25	RPI 26-50	W-L RECORDS	RPI 51-100	RPI 101-150	RPI 150+				
3- 10	0- 0	0- 1	OVERALL	0- 2	0- 3	3- 4				
2- 3	0- 0	0- 0	HOME	0- 2	0- 0	2- 1				
1- 7	0- 0	0- 1	AWAY	0- 0	0- 3	1- 3				
0- 0	0- 0	0- 0	NEUTRAL	0- 0	0- 0	0- 0				
3- 10	0- 0	0- 1	NON-CONFERENCE	0- 2	0- 3	3- 4				
2- 3	0- 0	0- 0	HOME	0- 2	0- 0	2- 1				
1- 7	0- 0	0- 1	AWAY	0- 0	0- 3	1- 3				
0- 0	0- 0	0- 0	NEUTRAL	0- 0	0- 0	0- 0				
0- 0	0- 0	0- 0	CONFERENCE	0- 0	0- 0	0- 0				
0- 0	0- 0	0- 0	HOME	0- 0	0- 0	0- 0				
0- 0	0- 0	0- 0	AWAY	0- 0	0- 0	0- 0				
0- 0	0- 0	0- 0	NEUTRAL	0- 0	0- 0	0- 0				

RPI 1-25				RPI 26-50				RPI 51-100				RPI 101+ Team's RPI: 304			
RPI	S	Opponent	Score	RPI	S	Opponent	Score	RPI	S	Opponent	Score	RPI	S	Opponent	Score
				35	A	Colorado	57 80	70	H	Colgate	52 79	117	A	Binghamton	40 75
								78	H	Penn	51 85	144	A	Cornell	44 68
												148	A	Columbia	43 99
												206	A	Wagner	59 61
												256	H	St. Francis Brooklyn	88 69
												290	A	Vermont	59 65
												312	A	Air Force	48 68
												327	A	Hartford	61 52
												335	H	Fairleigh Dickinson	59 68
												341	H	Saint Peter's	76 73
LAST 10 Division I															
				341	H	Saint Peter's	76 73	117	A	Binghamton	40 75				
				256	H	St. Francis Brooklyn	88 69	148	A	Columbia	43 99				
				206	A	Wagner	59 61	290	A	Vermont	59 65				
				144	A	Cornell	44 68	335	H	Fairleigh Dickinson	59 68				
				78	H	Penn	51 85	327	A	Hartford	61 52				

Non-Div I Games:

NJIT

■ Loss, 
 ■ Non-Conf, 
 S Site, 
 ■ Home 
 ■ Away 
 N Neutral

Average RPI Win:	216	WON-LOST	WINNING	LAST 10	STRENGTH OF	OPP. STRENGTH	TEAM	ADJ.	CONF.	ADJ CONF.
Average RPI Loss:	210	RECORD	PCT. RANK	GAMES	SCHEDULE	OF SCHEDULE	RPI	RPI	RPI	RPI
DIV. I ONLY	4- 6	216	4-6	296	222	267	267	13	13	
DIV. I NON-CONF.	4- 6	212	4-6	295	225	273	273	13	13	
TOTALS	RPI 1-25	RPI 26-50	W-L RECORDS	RPI 51-100	RPI 101-150	RPI 150+				
4- 6	0- 0	0- 0	OVERALL	0- 0	0- 2	4- 4				
3- 1	0- 0	0- 0	HOME	0- 0	0- 0	3- 1				
1- 5	0- 0	0- 0	AWAY	0- 0	0- 2	1- 3				
0- 0	0- 0	0- 0	NEUTRAL	0- 0	0- 0	0- 0				
4- 6	0- 0	0- 0	NON-CONFERENCE	0- 0	0- 2	4- 4				
3- 1	0- 0	0- 0	HOME	0- 0	0- 0	3- 1				
1- 5	0- 0	0- 0	AWAY	0- 0	0- 2	1- 3				
0- 0	0- 0	0- 0	NEUTRAL	0- 0	0- 0	0- 0				
0- 0	0- 0	0- 0	CONFERENCE	0- 0	0- 0	0- 0				
0- 0	0- 0	0- 0	HOME	0- 0	0- 0	0- 0				
0- 0	0- 0	0- 0	AWAY	0- 0	0- 0	0- 0				
0- 0	0- 0	0- 0	NEUTRAL	0- 0	0- 0	0- 0				

RPI 1-25			RPI 26-50			RPI 51-100			RPI 101+			Team's RPI: 267
RPI	S	Opponent	Score	RPI	S	Opponent	Score	RPI	S	Opponent	Score	
								124	A	North Carolina	40	80
								133	A	Saint Joseph's	40	49
								170	H	George Mason	58	67
								171	A	Clemson	65	52
								189	H	La Salle	61	46
								191	H	Kennesaw St.	82	62
								257	A	Maine	41	46
								287	A	Fairfield	52	66
								290	A	Vermont	56	64
								312	H	Air Force	67	59
LAST 10 Division I												
312	H	Air Force	67	59	133	A	Saint Joseph's	40	49			
257	A	Maine	41	46	170	H	George Mason	58	67			
290	A	Vermont	56	64	287	A	Fairfield	52	66			
124	A	North Carolina	40	80	189	H	La Salle	61	46			
171	A	Clemson	65	52	191	H	Kennesaw St.	82	62			

Non-Div I Games: Stevenson 70 36

Navy

■ Loss, 
 ■ Non-Conf, 
 ■ S Site, 
 ■ H Home 
 ■ A Away 
 N Neutral

Average RPI Win:	189	WON-LOST	WINNING	LAST 10	STRENGTH OF	OPP. STRENGTH	TEAM	ADJ.	CONF.	ADJ CONF.
Average RPI Loss:	52	RECORD	PCT. RANK	GAMES	SCHEDULE	OF SCHEDULE	RPI	RPI	RPI	RPI
DIV. I ONLY	11- 2	28	8-2	291	4	81	81	2	2	
DIV. I NON-CONF.	10- 1	19	7-1	328	8	102	102	2	2	
TOTALS	RPI 1-25	RPI 26-50	W-L RECORDS	RPI 51-100	RPI 101-150	RPI 150+				
11- 2	1- 1	1- 0	OVERALL	1- 1	0- 0	8- 0				
8- 1	1- 1	1- 0	HOME	0- 0	0- 0	6- 0				
1- 1	0- 0	0- 0	AWAY	0- 1	0- 0	1- 0				
2- 0	0- 0	0- 0	NEUTRAL	1- 0	0- 0	1- 0				
10- 1	0- 1	1- 0	NON-CONFERENCE	1- 0	0- 0	8- 0				
7- 1	0- 1	1- 0	HOME	0- 0	0- 0	6- 0				
1- 0	0- 0	0- 0	AWAY	0- 0	0- 0	1- 0				
2- 0	0- 0	0- 0	NEUTRAL	1- 0	0- 0	1- 0				
1- 1	1- 0	0- 0	CONFERENCE	0- 1	0- 0	0- 0				
1- 0	1- 0	0- 0	HOME	0- 0	0- 0	0- 0				
0- 1	0- 0	0- 0	AWAY	0- 1	0- 0	0- 0				
0- 0	0- 0	0- 0	NEUTRAL	0- 0	0- 0	0- 0				

RPI S	Opponent	Score	RPI S	Opponent	Score	RPI S	Opponent	Score	RPI S	Opponent	Score
14	H Creighton	74 79	31	H Duke	83 79	80	N Southern California	67 54	192	H Alabama A&M	68 46
16	H Iowa	78 69				89	A Michigan St.	70 78	201	A Missouri	90 85
									212	H Oral Roberts	77 67
									228	H Manhattan	71 51
									248	H Southern U.	73 39
									285	H Morgan St.	78 55
									286	N Sacred Heart	72 49
									305	H SIUE	63 49
LAST 10 Division I											
286	N Sacred Heart	72 49	89	A Michigan St.	70 78						
80	N Southern California	67 54	16	H Iowa	78 69						
14	H Creighton	74 79	228	H Manhattan	71 51						
248	H Southern U.	73 39	212	H Oral Roberts	77 67						
305	H SIUE	63 49	31	H Duke	83 79						

Non-Div I Games:

Nebraska

Nevada

Through Games Of Dec. 31, 2019

Average RPI Win:	299	WON-LOST	WINNING	LAST 10	STRENGTH OF	OPP. STRENGTH	TEAM	ADJ.	CONF.	ADJ CONF.
Average RPI Loss:	180	RECORD	PCT. RANK	GAMES	SCHEDULE	OF SCHEDULE	RPI	RPI	RPI	RPI
DIV. I ONLY	6- 5	148	5-5	345	291	307	307	23	23	
DIV. I NON-CONF.	6- 4	122	5-4	342	293	274	274	25	25	
TOTALS	RPI 1-25	RPI 26-50	W-L RECORDS	RPI 51-100	RPI 101-150	RPI 150+				
6- 5	0- 0	0- 0	OVERALL	1- 1	0- 1	5- 3				
4- 2	0- 0	0- 0	HOME	1- 0	0- 1	3- 1				
1- 3	0- 0	0- 0	AWAY	0- 1	0- 0	1- 2				
1- 0	0- 0	0- 0	NEUTRAL	0- 0	0- 0	1- 0				
6- 4	0- 0	0- 0	NON-CONFERENCE	1- 1	0- 1	5- 2				
4- 1	0- 0	0- 0	HOME	1- 0	0- 1	3- 0				
1- 3	0- 0	0- 0	AWAY	0- 1	0- 0	1- 2				
1- 0	0- 0	0- 0	NEUTRAL	0- 0	0- 0	1- 0				
0- 1	0- 0	0- 0	CONFERENCE	0- 0	0- 0	0- 1				
0- 1	0- 0	0- 0	HOME	0- 0	0- 0	0- 1				
0- 0	0- 0	0- 0	AWAY	0- 0	0- 0	0- 0				
0- 0	0- 0	0- 0	NEUTRAL	0- 0	0- 0	0- 0				

RPI S	Opponent	Score	RPI S	Opponent	Score	RPI S	Opponent	Score	RPI S	Opponent	Score
						80	A Southern California	47 50	138	H SFA	65 80
						99	H Saint Mary's (CA)	78 72	184	A Portland St.	75 80
									186	A Utah	62 68
									312	H Air Force	61 68
									321	H Cal Poly	71 40
									338	N UTRGV	62 57
									342	H Chicago St.	80 60
									345	A Utah Valley	60 57
									347	H Sacramento St.	83 72
LAST 10 Division I											
138	H SFA	65 80	321	H Cal Poly	71 40						
342	H Chicago St.	80 60	338	N UTRGV	62 57						
184	A Portland St.	75 80	80	A Southern California	47 50						
345	A Utah Valley	60 57	186	A Utah	62 68						
347	H Sacramento St.	83 72	312	H Air Force	61 68						

Non-Div I Games: Stanislaus St. 80 62

Nevada

Loss, Non-Conf, S Site, H Home A Away N Neutral

Average RPI Win: 326		WON-LOST	WINNING	LAST 10	STRENGTH OF	OPP. STRENGTH	TEAM	ADJ.	CONF.	ADJ CONF.
Average RPI Loss: 161		RECORD	PCT. RANK	GAMES	SCHEDULE	OF SCHEDULE	RPI	RPI	RPI	RPI
DIV. I ONLY		2- 9	303	2-8	225	285	306	306	28	28
DIV. I NON-CONF.		2- 9	304	2-8	223	283	308	308	29	29
TOTALS	RPI 1-25	RPI 26-50		W-L RECORDS	RPI 51-100		RPI 101-150		RPI 150+	
2- 9	0- 1	0- 1		OVERALL	0- 0		0- 2		2- 5	
1- 3	0- 0	0- 0		HOME	0- 0		0- 0		1- 3	
1- 6	0- 1	0- 1		AWAY	0- 0		0- 2		1- 2	
0- 0	0- 0	0- 0		NEUTRAL	0- 0		0- 0		0- 0	
2- 9	0- 1	0- 1		NON-CONFERENCE	0- 0		0- 2		2- 5	
1- 3	0- 0	0- 0		HOME	0- 0		0- 0		1- 3	
1- 6	0- 1	0- 1		AWAY	0- 0		0- 2		1- 2	
0- 0	0- 0	0- 0		NEUTRAL	0- 0		0- 0		0- 0	
0- 0	0- 0	0- 0		CONFERENCE	0- 0		0- 0		0- 0	
0- 0	0- 0	0- 0		HOME	0- 0		0- 0		0- 0	
0- 0	0- 0	0- 0		AWAY	0- 0		0- 0		0- 0	
0- 0	0- 0	0- 0		NEUTRAL	0- 0		0- 0		0- 0	

RPI 1-25			
RPI	S	Opponent	Score
17	A	Princeton	37 77
RPI 26-50			
RPI	S	Opponent	Score
47	A	Baylor	29 97
RPI 51-100			
RPI	S	Opponent	Score
RPI 101+			
RPI	S	Opponent	Team's RPI: 306
116	A	Holy Cross	61 82
134	A	Merrimack	54 64
157	A	Massachusetts	65 67
195	A	Dartmouth	47 66
217	H	Boston U.	64 78
276	H	Brown	68 76
291	H	North Dakota St.	61 67
322	A	Bryant	68 56
329	H	Central Conn. St.	70 59
LAST 10 Division I			
291	H	North Dakota St.	61 67
276	H	Brown	68 76
134	A	Merrimack	54 64
217	H	Boston U.	64 78
322	A	Bryant	68 56
17	A	Princeton	37 77
116	A	Holy Cross	61 82
195	A	Dartmouth	47 66
329	H	Central Conn. St.	70 59
157	A	Massachusetts	65 67

Non-Div I Games:	Wheaton (MA)	89	44
------------------	--------------	----	----

New Hampshire

■ Loss, ■ Non-Conf, S Site, H Home A Away N Neutral

New Mexico

Through Games Of Dec. 31, 2019

Average RPI Win:	228	WON-LOST	WINNING	LAST 10	STRENGTH OF	OPP. STRENGTH	TEAM	ADJ.	CONF.	ADJ CONF.
Average RPI Loss:	120	RECORD	PCT. RANK	GAMES	SCHEDULE	OF SCHEDULE	RPI	RPI	RPI	RPI
DIV. I ONLY	8- 6	136	4-6	211	147	176	176	23	23	
DIV. I NON-CONF.	8- 4	89	4-4	227	159	149	149	25	25	
TOTALS	RPI 1-25	RPI 26-50	W-L RECORDS	RPI 51-100	RPI 101-150	RPI 150+				
8- 6	0- 0	0- 1	OVERALL	0- 3	2- 0	6- 2				
5- 3	0- 0	0- 0	HOME	0- 1	2- 0	3- 2				
2- 2	0- 0	0- 0	AWAY	0- 2	0- 0	2- 0				
1- 1	0- 0	0- 1	NEUTRAL	0- 0	0- 0	1- 0				
8- 4	0- 0	0- 1	NON-CONFERENCE	0- 2	2- 0	6- 1				
5- 2	0- 0	0- 0	HOME	0- 1	2- 0	3- 1				
2- 1	0- 0	0- 0	AWAY	0- 1	0- 0	2- 0				
1- 1	0- 0	0- 1	NEUTRAL	0- 0	0- 0	1- 0				
0- 2	0- 0	0- 0	CONFERENCE	0- 1	0- 0	0- 1				
0- 1	0- 0	0- 0	HOME	0- 0	0- 0	0- 1				
0- 1	0- 0	0- 0	AWAY	0- 1	0- 0	0- 0				
0- 0	0- 0	0- 0	NEUTRAL	0- 0	0- 0	0- 0				

RPI S	Opponent	Score	RPI S	Opponent	Score	RPI S	Opponent	Score	RPI S	Opponent	Score	Team's RPI: 176
42 N	West Virginia	60 73	67 A	Arizona St.	47 84	102 H	Providence	86 68				
			74 A	Boise St.	82 83	115 H	Houston	81 71				
			86 H	Ball St.	57 70	173 H	Wyoming	66 73				
						201 N	Missouri	71 68				
						247 H	UC Riverside	80 70				
						251 A	UTEP	93 78				
						272 H	Northern Ariz.	83 76				
						277 H	LMU (CA)	72 73				
						316 A	New Mexico St.	86 67				
						316 H	New Mexico St.	107 53				
LAST 10 Division I												
173 H	Wyoming	66 73	86 H	Ball St.	57 70							
74 A	Boise St.	82 83	277 H	LMU (CA)	72 73							
42 N	West Virginia	60 73	102 H	Providence	86 68							
201 N	Missouri	71 68	316 H	New Mexico St.	107 53							
251 A	UTEP	93 78	67 A	Arizona St.	47 84							

Non-Div I Games: Northern N.M. 92 44

New Mexico

Loss, Non-Conf, S Site, H Home A Away N Neutral

New Mexico St.

Through Games Of Dec. 31, 2019

Average RPI Win:	285	WON-LOST	WINNING	LAST 10	STRENGTH OF	OPP. STRENGTH	TEAM	ADJ.	CONF.	ADJ CONF.
Average RPI Loss:	202	RECORD	PCT. RANK	GAMES	SCHEDULE	OF SCHEDULE	RPI	RPI	RPI	RPI
DIV. I ONLY	2- 10	314	1-9	199	325	316	316	32	32	
DIV. I NON-CONF.	2- 10	313	1-9	196	326	313	313	32	32	
TOTALS	RPI 1-25	RPI 26-50	W-L RECORDS	RPI 51-100	RPI 101-150	RPI 150+				
2- 10	0- 0	0- 0	OVERALL	0- 2	0- 0	2- 8				
1- 5	0- 0	0- 0	HOME	0- 1	0- 0	1- 4				
1- 3	0- 0	0- 0	AWAY	0- 1	0- 0	1- 2				
0- 2	0- 0	0- 0	NEUTRAL	0- 0	0- 0	0- 2				
2- 10	0- 0	0- 0	NON-CONFERENCE	0- 2	0- 0	2- 8				
1- 5	0- 0	0- 0	HOME	0- 1	0- 0	1- 4				
1- 3	0- 0	0- 0	AWAY	0- 1	0- 0	1- 2				
0- 2	0- 0	0- 0	NEUTRAL	0- 0	0- 0	0- 2				
0- 0	0- 0	0- 0	CONFERENCE	0- 0	0- 0	0- 0				
0- 0	0- 0	0- 0	HOME	0- 0	0- 0	0- 0				
0- 0	0- 0	0- 0	AWAY	0- 0	0- 0	0- 0				
0- 0	0- 0	0- 0	NEUTRAL	0- 0	0- 0	0- 0				

RPI 1-25			RPI 26-50			RPI 51-100			RPI 101+			Team's RPI: 316
RPI	S	Opponent	Score	RPI	S	Opponent	Score	RPI	S	Opponent	Score	
						67 H Arizona St.	47 70	175 N Western Mich.		76 79		
						90 A Abilene Christian	54 67	176 A New Mexico		53 107		
								176 H New Mexico		67 86		
								247 H UC Riverside		58 60		
								251 A UTEP		45 65		
								251 H UTEP		57 63		
								269 A Denver		78 75		
								270 H Pepperdine		69 72		
								301 H Weber St.		77 47		
								318 N Georgia St.		51 59		
LAST 10 Division I												
318 N		Georgia St.	51 59	90 A		Abilene Christian	54 67					
251 A		UTEP	45 65	67 H		Arizona St.	47 70					
270 H		Pepperdine	69 72	176 A		New Mexico	53 107					
176 H		New Mexico	67 86	301 H		Weber St.	77 47					
251 H		UTEP	57 63	175 N		Western Mich.	76 79					

Non-Div I Games: Western N.M. 75 56

New Mexico St.

Loss, Non-Conf, S Site, H Home A Away N Neutral



New Orleans

Through Games Of Dec. 31, 2019

Average RPI Win:	219	WON-LOST	WINNING	LAST 10	STRENGTH OF	OPP. STRENGTH	TEAM	ADJ.	CONF.	ADJ CONF.
Average RPI Loss:	118	RECORD	PCT. RANK	GAMES	SCHEDULE	OF SCHEDULE	RPI	RPI	RPI	RPI
DIV. I ONLY	2- 7	287	2-7	10	335	161	161	26	26	
DIV. I NON-CONF.	2- 5	260	2-5	9	329	111	111	24	24	
TOTALS	RPI 1-25	RPI 26-50	W-L RECORDS	RPI 51-100	RPI 101-150	RPI 150+				
2- 7	0- 0	0- 2	OVERALL	0- 1	1- 1	1- 3				
1- 2	0- 0	0- 0	HOME	0- 0	1- 0	0- 2				
1- 5	0- 0	0- 2	AWAY	0- 1	0- 1	1- 1				
0- 0	0- 0	0- 0	NEUTRAL	0- 0	0- 0	0- 0				
2- 5	0- 0	0- 2	NON-CONFERENCE	0- 0	1- 1	1- 2				
1- 1	0- 0	0- 0	HOME	0- 0	1- 0	0- 1				
1- 4	0- 0	0- 2	AWAY	0- 0	0- 1	1- 1				
0- 0	0- 0	0- 0	NEUTRAL	0- 0	0- 0	0- 0				
0- 2	0- 0	0- 0	CONFERENCE	0- 1	0- 0	0- 1				
0- 1	0- 0	0- 0	HOME	0- 0	0- 0	0- 1				
0- 1	0- 0	0- 0	AWAY	0- 1	0- 0	0- 0				
0- 0	0- 0	0- 0	NEUTRAL	0- 0	0- 0	0- 0				

RPI S	Opponent	Score	RPI S	Opponent	Score	RPI S	Opponent	Score	RPI S	Opponent	Score	Team's RPI: 161
40	A LSU	49 83	43	A Arkansas	52 82	90	A Abilene Christian	62 76	121	A Iowa St.	53 71	
									141	H North Dakota	79 73	
									165	H Sam Houston St.	46 78	
									179	A Texas St.	49 51	
									190	H Louisiana	60 65	
									296	A Ole Miss	69 64	
LAST 10 Division I												
190	H Louisiana	60 65	141	H North Dakota	79 73							
296	A Ole Miss	69 64	165	H Sam Houston St.	46 78							
43	A Arkansas	52 82	90	A Abilene Christian	62 76							
40	A LSU	49 83	121	A Iowa St.	53 71							
			179	A Texas St.	49 51							

Non-Div I Games: Pensacola Christian 91 31 Tougaloo 91 69

New Orleans

Loss, Non-Conf, S Site, H Home A Away N Neutral

Niagara

Through Games Of Dec. 31, 2019

Average RPI Win:	307	WON-LOST	WINNING	LAST 10	STRENGTH OF	OPP. STRENGTH	TEAM	ADJ.	CONF.	ADJ CONF.
Average RPI Loss:	127	RECORD	PCT. RANK	GAMES	SCHEDULE	OF SCHEDULE	RPI	RPI	RPI	RPI
DIV. I ONLY	2- 7	287	2-7	110	296	234	234	24	24	
DIV. I NON-CONF.	2- 7	288	2-7	108	294	234	234	23	23	
TOTALS	RPI 1-25	RPI 26-50	W-L RECORDS	RPI 51-100	RPI 101-150	RPI 150+				
2- 7	0- 0	0- 1	OVERALL	0- 2	0- 2	2- 2				
1- 1	0- 0	0- 0	HOME	0- 1	0- 0	1- 0				
1- 6	0- 0	0- 1	AWAY	0- 1	0- 2	1- 2				
0- 0	0- 0	0- 0	NEUTRAL	0- 0	0- 0	0- 0				
2- 7	0- 0	0- 1	NON-CONFERENCE	0- 2	0- 2	2- 2				
1- 1	0- 0	0- 0	HOME	0- 1	0- 0	1- 0				
1- 6	0- 0	0- 1	AWAY	0- 1	0- 2	1- 2				
0- 0	0- 0	0- 0	NEUTRAL	0- 0	0- 0	0- 0				
0- 0	0- 0	0- 0	CONFERENCE	0- 0	0- 0	0- 0				
0- 0	0- 0	0- 0	HOME	0- 0	0- 0	0- 0				
0- 0	0- 0	0- 0	AWAY	0- 0	0- 0	0- 0				
0- 0	0- 0	0- 0	NEUTRAL	0- 0	0- 0	0- 0				

RPI 1-25				RPI 26-50				RPI 51-100				RPI 101+				Team's RPI: 234	
RPI	S	Opponent	Score	RPI	S	Opponent	Score	RPI	S	Opponent	Score	RPI	S	Opponent	Score		
				45	A	Rutgers	37 87	70	A	Colgate	72 85	117	A	Binghamton	55 74		
								71	H	Buffalo	67 81	144	A	Cornell	59 82		
												168	A	Howard	42 91		
												275	A	St. Bonaventure	67 71		
												284	H	Oakland	77 63		
												330	A	Coppin St.	82 67		
LAST 10 Division I																	
				330	A	Coppin St.	82 67	168	A	Howard	42 91						
				45	A	Rutgers	37 87	70	A	Colgate	72 85						
				71	H	Buffalo	67 81	284	H	Oakland	77 63						
				275	A	St. Bonaventure	67 71	144	A	Cornell	59 82						
								117	A	Binghamton	55 74						

Non-Div I Games:

Niagara

Loss, Non-Conf, S Site, H Home A Away N Neutral

Average RPI Win:	349	WON-LOST	WINNING	LAST 10	STRENGTH OF	OPP. STRENGTH	TEAM	ADJ.	CONF.	ADJ CONF.
Average RPI Loss:	108	RECORD	PCT. RANK	GAMES	SCHEDULE	OF SCHEDULE	RPI	RPI	RPI	RPI
DIV. I ONLY	1- 8	322	1-8	48	248	265	265	26	26	
DIV. I NON-CONF.	1- 6	319	1-6	72	143	256	256	24	24	
TOTALS	RPI 1-25	RPI 26-50	W-L RECORDS	RPI 51-100	RPI 101-150	RPI 150+				
1- 8	0- 2	0- 1	OVERALL	0- 2	0- 0	1- 3				
1- 1	0- 0	0- 0	HOME	0- 1	0- 0	1- 0				
0- 6	0- 2	0- 1	AWAY	0- 0	0- 0	0- 3				
0- 1	0- 0	0- 0	NEUTRAL	0- 1	0- 0	0- 0				
1- 6	0- 2	0- 1	NON-CONFERENCE	0- 1	0- 0	1- 2				
1- 0	0- 0	0- 0	HOME	0- 0	0- 0	1- 0				
0- 5	0- 2	0- 1	AWAY	0- 0	0- 0	0- 2				
0- 1	0- 0	0- 0	NEUTRAL	0- 1	0- 0	0- 0				
0- 2	0- 0	0- 0	CONFERENCE	0- 1	0- 0	0- 1				
0- 1	0- 0	0- 0	HOME	0- 1	0- 0	0- 0				
0- 1	0- 0	0- 0	AWAY	0- 0	0- 0	0- 1				
0- 0	0- 0	0- 0	NEUTRAL	0- 0	0- 0	0- 0				

RPI 1-25				RPI 26-50				RPI 51-100				RPI 101+ Team's RPI: 265			
RPI	S	Opponent	Score	RPI	S	Opponent	Score	RPI	S	Opponent	Score	RPI	S	Opponent	Score
9	A	Indiana	47 111	40	A	LSU	32 63	69	N	North Florida	61 64	200	A	Jacksonville	55 72
22	A	TCU	47 72					90	H	Abilene Christian	84 95	215	A	Rice	47 71
												218	A	A&M-Corpus Christi	49 55
												349	H	La.-Monroe	74 59
LAST 10 Division I															
90	H	Abilene Christian	84 95	349	H	La.-Monroe	74 59								
218	A	A&M-Corpus Christi	49 55	40	A	LSU	32 63								
9	A	Indiana	47 111	69	N	North Florida	61 64								
215	A	Rice	47 71	200	A	Jacksonville	55 72								
				22	A	TCU	47 72								

Non-Div I Games: Southern-N.O. 94 61 Paul Quinn 101 68

Nicholls St.

Loss, Non-Conf, S Site, H Home A Away N Neutral

Average RPI Win:	199	WON-LOST	WINNING	LAST 10	STRENGTH OF	OPP. STRENGTH	TEAM	ADJ.	CONF.	ADJ CONF.
Average RPI Loss:	149	RECORD	PCT. RANK	GAMES	SCHEDULE	OF SCHEDULE	RPI	RPI	RPI	RPI
DIV. I ONLY	5- 7	210	5-5	173	242	207	207	30	30	
DIV. I NON-CONF.	5- 7	205	5-5	171	247	208	208	30	30	
TOTALS	RPI 1-25	RPI 26-50	W-L RECORDS	RPI 51-100	RPI 101-150	RPI 150+				
5- 7	0- 0	0- 1	OVERALL	1- 1	0- 2	4- 3				
2- 3	0- 0	0- 0	HOME	0- 0	0- 1	2- 2				
2- 3	0- 0	0- 0	AWAY	0- 1	0- 1	2- 1				
1- 1	0- 0	0- 1	NEUTRAL	1- 0	0- 0	0- 0				
5- 7	0- 0	0- 1	NON-CONFERENCE	1- 1	0- 2	4- 3				
2- 3	0- 0	0- 0	HOME	0- 0	0- 1	2- 2				
2- 3	0- 0	0- 0	AWAY	0- 1	0- 1	2- 1				
1- 1	0- 0	0- 1	NEUTRAL	1- 0	0- 0	0- 0				
0- 0	0- 0	0- 0	CONFERENCE	0- 0	0- 0	0- 0				
0- 0	0- 0	0- 0	HOME	0- 0	0- 0	0- 0				
0- 0	0- 0	0- 0	AWAY	0- 0	0- 0	0- 0				
0- 0	0- 0	0- 0	NEUTRAL	0- 0	0- 0	0- 0				

RPI S	Opponent	Score	RPI S	Opponent	Score	RPI S	Opponent	Score	RPI S	Opponent	Score	Team's RPI: 207
42 N	West Virginia	55 72	69 N	North Florida	57 54	83 A	Richmond	69 77	109 H	Liberty	48 67	
									136 A	William & Mary	56 65	
									159 H	Robert Morris	62 69	
									169 A	Hampton	77 56	
									189 H	La Salle	52 55	
									200 A	Jacksonville	71 64	
									249 H	Longwood	49 46	
									309 H	High Point	72 58	
									325 A	Marshall	69 75	
LAST 10 Division I												
83 A	Richmond	69 77	42 N	West Virginia	55 72							
136 A	William & Mary	56 65	169 A	Hampton	77 56							
159 H	Robert Morris	62 69	249 H	Longwood	49 46							
189 H	La Salle	52 55	200 A	Jacksonville	71 64							
309 H	High Point	72 58	69 N	North Florida	57 54							

Non-Div I Games: Virginia-Lynchburg 123 48

Norfolk St.

Average RPI Win:	295	WON-LOST	WINNING	LAST 10	STRENGTH OF	OPP. STRENGTH	TEAM	ADJ.	CONF.	ADJ CONF.
Average RPI Loss:	98	RECORD	PCT. RANK	GAMES	SCHEDULE	OF SCHEDULE	RPI	RPI	RPI	RPI
DIV. I ONLY	7- 3	76	7-3	348	130	233	233	15	15	
DIV. I NON-CONF.	7- 3	80	7-3	348	130	233	233	15	15	
TOTALS	RPI 1-25	RPI 26-50	W-L RECORDS	RPI 51-100	RPI 101-150	RPI 150+				
7- 3	0- 1	0- 0	OVERALL	0- 0	0- 1	7- 1				
1- 1	0- 0	0- 0	HOME	0- 0	0- 0	1- 1				
2- 2	0- 1	0- 0	AWAY	0- 0	0- 1	2- 0				
4- 0	0- 0	0- 0	NEUTRAL	0- 0	0- 0	4- 0				
7- 3	0- 1	0- 0	NON-CONFERENCE	0- 0	0- 1	7- 1				
1- 1	0- 0	0- 0	HOME	0- 0	0- 0	1- 1				
2- 2	0- 1	0- 0	AWAY	0- 0	0- 1	2- 0				
4- 0	0- 0	0- 0	NEUTRAL	0- 0	0- 0	4- 0				
0- 0	0- 0	0- 0	CONFERENCE	0- 0	0- 0	0- 0				
0- 0	0- 0	0- 0	HOME	0- 0	0- 0	0- 0				
0- 0	0- 0	0- 0	AWAY	0- 0	0- 0	0- 0				
0- 0	0- 0	0- 0	NEUTRAL	0- 0	0- 0	0- 0				

RPI S	Opponent	Score	RPI S	Opponent	Score	RPI S	Opponent	Score	RPI S	Opponent	Score	Team's RPI: 233
16	A Iowa	81 86							121	A Iowa St.	72 80	
									156	H Samford	63 79	
									192	N Alabama A&M	80 65	
									254	N UC Irvine	88 60	
									295	A Alabama St.	81 60	
									305	N SIUE	85 67	
									324	A Tennessee St.	88 63	
									344	H Mississippi Val.	86 60	
									350	N South Carolina St.	99 46	
LAST 10 Division I												
121	A Iowa St.	72 80	295	A Alabama St.	81 60							
350	N South Carolina St.	99 46	254	N UC Irvine	88 60							
305	N SIUE	85 67	192	N Alabama A&M	80 65							
16	A Iowa	81 86	156	H Samford	63 79							
344	H Mississippi Val.	86 60	324	A Tennessee St.	88 63							

Non-Div I Games: Virginia-Lynchburg 128 26 Oakwood 120 38

North Ala.

Loss, 
Non-Conf, S Site, 
H Home
A Away 
N Neutral

## North Carolina

Through Games Of Dec. 31, 2019

Average RPI Win:	232	WON-LOST	WINNING	LAST 10	STRENGTH OF	OPP. STRENGTH	TEAM	ADJ.	CONF.	ADJ CONF.
Average RPI Loss:	62	RECORD	PCT. RANK	GAMES	SCHEDULE	OF SCHEDULE	RPI	RPI	RPI	RPI
DIV. I ONLY	10- 2	33	8-2	311	79	124	124	3	3	
DIV. I NON-CONF.	9- 2	40	7-2	298	82	122	122	3	3	
TOTALS	RPI 1-25	RPI 26-50	W-L RECORDS	RPI 51-100	RPI 101-150	RPI 150+				
10- 2	0- 0	0- 1	OVERALL	1- 1	2- 0	7- 0				
7- 1	0- 0	0- 1	HOME	0- 0	2- 0	5- 0				
0- 1	0- 0	0- 0	AWAY	0- 1	0- 0	0- 0				
3- 0	0- 0	0- 0	NEUTRAL	1- 0	0- 0	2- 0				
9- 2	0- 0	0- 1	NON-CONFERENCE	1- 1	2- 0	6- 0				
6- 1	0- 0	0- 1	HOME	0- 0	2- 0	4- 0				
0- 1	0- 0	0- 0	AWAY	0- 1	0- 0	0- 0				
3- 0	0- 0	0- 0	NEUTRAL	1- 0	0- 0	2- 0				
1- 0	0- 0	0- 0	CONFERENCE	0- 0	0- 0	1- 0				
1- 0	0- 0	0- 0	HOME	0- 0	0- 0	1- 0				
0- 0	0- 0	0- 0	AWAY	0- 0	0- 0	0- 0				
0- 0	0- 0	0- 0	NEUTRAL	0- 0	0- 0	0- 0				

RPI S	Opponent	Score	RPI S	Opponent	Score	RPI S	Opponent	Score	RPI S	Opponent	Score	Team's RPI: 124
48	H Yale	63 66	68	N Temple	71 58	129	H Elon	76 46				
			75	A Alabama	77 83	131	H Illinois	85 60				
						201	N Missouri	82 69				
						267	H Navy	80 40				
						268	H Pittsburgh	70 62				
						273	N UNCW	85 45				
						311	H N.C. Central	92 53				
						331	H Western Caro.	92 55				
						340	H Charleston So.	85 54				
LAST 10 Division I												
268	H Pittsburgh	70 62	75	A Alabama	77 83							
48	H Yale	63 66	311	H N.C. Central	92 53							
273	N UNCW	85 45	131	H Illinois	85 60							
129	H Elon	76 46	201	N Missouri	82 69							
340	H Charleston So.	85 54	68	N Temple	71 58							

Non-Div I Games:

North Carolina

■ Loss, 
 ■ Non-Conf, 
 ■ S Site, 
 ■ H Home 
 ■ A Away 
 N Neutral

North Dakota

Through Games Of Dec. 31, 2019

Average RPI Win:	255	WON-LOST	WINNING	LAST 10	STRENGTH OF	OPP. STRENGTH	TEAM	ADJ.	CONF.	ADJ CONF.
Average RPI Loss:	128	RECORD	PCT. RANK	GAMES	SCHEDULE	OF SCHEDULE	RPI	RPI	RPI	RPI
DIV. I ONLY	7- 4	100	7-3	279	241	141	141	17	17	
DIV. I NON-CONF.	7- 4	100	7-3	284	246	144	144	17	17	
TOTALS	RPI 1-25	RPI 26-50	W-L RECORDS	RPI 51-100	RPI 101-150	RPI 150+				
7- 4	0- 0	0- 1	OVERALL	0- 1	1- 0	6- 2				
2- 1	0- 0	0- 0	HOME	0- 1	1- 0	1- 0				
5- 3	0- 0	0- 1	AWAY	0- 0	0- 0	5- 2				
0- 0	0- 0	0- 0	NEUTRAL	0- 0	0- 0	0- 0				
7- 4	0- 0	0- 1	NON-CONFERENCE	0- 1	1- 0	6- 2				
2- 1	0- 0	0- 0	HOME	0- 1	1- 0	1- 0				
5- 3	0- 0	0- 1	AWAY	0- 0	0- 0	5- 2				
0- 0	0- 0	0- 0	NEUTRAL	0- 0	0- 0	0- 0				
0- 0	0- 0	0- 0	CONFERENCE	0- 0	0- 0	0- 0				
0- 0	0- 0	0- 0	HOME	0- 0	0- 0	0- 0				
0- 0	0- 0	0- 0	AWAY	0- 0	0- 0	0- 0				
0- 0	0- 0	0- 0	NEUTRAL	0- 0	0- 0	0- 0				

RPI S	Opponent	Score	RPI S	Opponent	Score	RPI S	Opponent	Score	RPI S	Opponent	Score	Team's RPI: 141
46	A Arizona	42 74	66	H Illinois St.	58 66	145	H Valparaiso	65 63	161	A New Orleans	73 79	
						185	H Rhode Island	67 61	232	A Milwaukee	66 58	
						237	A SMU	51 66	253	A Grand Canyon	78 76	
						281	A Ga. Southern	69 56	340	A Charleston So.	73 57	
						350	A South Carolina St.	95 53				
LAST 10 Division I												
161	A New Orleans	73 79	340	A Charleston So.	73 57							
232	A Milwaukee	66 58	350	A South Carolina St.	95 53							
237	A SMU	51 66	66	H Illinois St.	58 66							
185	H Rhode Island	67 61	281	A Ga. Southern	69 56							
253	A Grand Canyon	78 76	145	H Valparaiso	65 63							

Non-Div I Games: Northland 118 35 Mayville St. 83 52

North Dakota

Loss, Non-Conf, S Site, H Home A Away N Neutral

Average RPI Win:	306	WON-LOST	WINNING	LAST 10	STRENGTH OF	OPP. STRENGTH	TEAM	ADJ.	CONF.	ADJ CONF.
Average RPI Loss:	132	RECORD	PCT. RANK	GAMES	SCHEDULE	OF SCHEDULE	RPI	RPI	RPI	RPI
DIV. I ONLY	1- 10	329	1-9	127	208	291	291	17	17	
DIV. I NON-CONF.	1- 9	326	1-8	99	192	284	284	17	17	
TOTALS	RPI 1-25	RPI 26-50	W-L RECORDS	RPI 51-100	RPI 101-150	RPI 150+				
1- 10	0- 1	0- 1	OVERALL	0- 1	0- 3	1- 4				
0- 5	0- 0	0- 0	HOME	0- 1	0- 2	0- 2				
1- 5	0- 1	0- 1	AWAY	0- 0	0- 1	1- 2				
0- 0	0- 0	0- 0	NEUTRAL	0- 0	0- 0	0- 0				
1- 9	0- 1	0- 1	NON-CONFERENCE	0- 1	0- 3	1- 3				
0- 5	0- 0	0- 0	HOME	0- 1	0- 2	0- 2				
1- 4	0- 1	0- 1	AWAY	0- 0	0- 1	1- 1				
0- 0	0- 0	0- 0	NEUTRAL	0- 0	0- 0	0- 0				
0- 1	0- 0	0- 0	CONFERENCE	0- 0	0- 0	0- 1				
0- 0	0- 0	0- 0	HOME	0- 0	0- 0	0- 0				
0- 1	0- 0	0- 0	AWAY	0- 0	0- 0	0- 1				
0- 0	0- 0	0- 0	NEUTRAL	0- 0	0- 0	0- 0				

RPI 1-25				RPI 26-50				RPI 51-100				RPI 101+ Team's RPI: 291			
RPI	S	Opponent	Score	RPI	S	Opponent	Score	RPI	S	Opponent	Score	RPI	S	Opponent	Score
14	A	Creighton	59 70	34	A	UNI	63 95	96	H	Wisconsin	63 64	105	A	Bradley	64 70
												121	H	Iowa St.	58 86
												145	H	Valparaiso	54 66
												167	H	Northern Ill.	68 74
												173	H	Wyoming	57 66
												198	A	Northeastern	61 72
												269	A	Denver	82 91
												306	A	New Hampshire	67 61
LAST 10 Division I															
269	A	Denver	82 91	306	A	New Hampshire	67 61								
96	H	Wisconsin	63 64	198	A	Northeastern	61 72								
105	A	Bradley	64 70	173	H	Wyoming	57 66								
145	H	Valparaiso	54 66	121	H	Iowa St.	58 86								
167	H	Northern Ill.	68 74	14	A	Creighton	59 70								

Non-Div I Games: Waldorf 92 26 Mayville St. 97 59

North Dakota St.



# North Florida

Through Games Of Dec. 31, 2019

Average RPI Win:	200	WON-LOST	WINNING	LAST 10	STRENGTH OF	OPP. STRENGTH	TEAM	ADJ.	CONF.	ADJ CONF.
Average RPI Loss:	69	RECORD	PCT. RANK	GAMES	SCHEDULE	OF SCHEDULE	RPI	RPI	RPI	RPI
DIV. I ONLY	5- 6	196	5-5	32	80	69	69	15	15	
DIV. I NON-CONF.	5- 6	187	5-5	32	77	68	68	15	15	
TOTALS	RPI 1-25	RPI 26-50	W-L RECORDS	RPI 51-100	RPI 101-150	RPI 150+				
5- 6	0- 3	0- 0	OVERALL	0- 2	2- 0	3- 1				
1- 0	0- 0	0- 0	HOME	0- 0	1- 0	0- 0				
2- 4	0- 3	0- 0	AWAY	0- 1	0- 0	2- 0				
2- 2	0- 0	0- 0	NEUTRAL	0- 1	1- 0	1- 1				
5- 6	0- 3	0- 0	NON-CONFERENCE	0- 2	2- 0	3- 1				
1- 0	0- 0	0- 0	HOME	0- 0	1- 0	0- 0				
2- 4	0- 3	0- 0	AWAY	0- 1	0- 0	2- 0				
2- 2	0- 0	0- 0	NEUTRAL	0- 1	1- 0	1- 1				
0- 0	0- 0	0- 0	CONFERENCE	0- 0	0- 0	0- 0				
0- 0	0- 0	0- 0	HOME	0- 0	0- 0	0- 0				
0- 0	0- 0	0- 0	AWAY	0- 0	0- 0	0- 0				
0- 0	0- 0	0- 0	NEUTRAL	0- 0	0- 0	0- 0				

RPI S	Opponent	Score	RPI S	Opponent	Score	RPI S	Opponent	Score	RPI S	Opponent	Score
6	A Florida St.	41 70				72	N Marist	54 69	113	N Rider	80 70
9	A Indiana	45 72				96	A Wisconsin	62 75	116	H Holy Cross	80 60
24	A Miami (FL)	55 78							192	A Alabama A&M	73 64
									207	N Norfolk St.	54 57
									265	N Nicholls St.	64 61
									313	A FIU	64 49
LAST 10 Division I											
116	H Holy Cross	80 60	265	N Nicholls St.	64 61						
6	A Florida St.	41 70	207	N Norfolk St.	54 57						
9	A Indiana	45 72	113	N Rider	80 70						
313	A FIU	64 49	72	N Marist	54 69						
24	A Miami (FL)	55 78	192	A Alabama A&M	73 64						

Non-Div I Games: Warner 110 46 Edward Waters 80 51

North Florida

Loss, Non-Conf, S Site, H Home A Away N Neutral

Non-Conference				Through Games of Dec. 31, 1919						
Average RPI Win:	252	WON-LOST	WINNING	LAST 10	STRENGTH OF	OPP. STRENGTH	TEAM	ADJ.	CONF.	ADJ CONF.
Average RPI Loss:	115	RECORD	PCT. RANK	GAMES	SCHEDULE	OF SCHEDULE	RPI	RPI	RPI	RPI
DIV. I ONLY	4- 5	205	4-5	209	215	220	220	14	14	
DIV. I NON-CONF.	4- 5	195	4-5	208	216	221	221	14	14	
-----										
TOTALS	RPI 1-25		RPI 26-50		W-L RECORDS		RPI 51-100		RPI 101-150	RPI 150+
4- 5	0- 1		0- 0		OVERALL		0- 1		1- 2	3- 1
3- 1	0- 0		0- 0		HOME		0- 0		0- 1	3- 0
1- 2	0- 0		0- 0		AWAY		0- 0		1- 1	0- 1
0- 2	0- 1		0- 0		NEUTRAL		0- 1		0- 0	0- 0
4- 5	0- 1		0- 0		NON-CONFERENCE		0- 1		1- 2	3- 1
3- 1	0- 0		0- 0		HOME		0- 0		0- 1	3- 0
1- 2	0- 0		0- 0		AWAY		0- 0		1- 1	0- 1
0- 2	0- 1		0- 0		NEUTRAL		0- 1		0- 0	0- 0
0- 0	0- 0		0- 0		CONFERENCE		0- 0		0- 0	0- 0
0- 0	0- 0		0- 0		HOME		0- 0		0- 0	0- 0
0- 0	0- 0		0- 0		AWAY		0- 0		0- 0	0- 0
0- 0	0- 0		0- 0		NEUTRAL		0- 0		0- 0	0- 0

RPI 1-25					RPI 26-50					RPI 51-100					RPI 101+					Team's RPI: 220	
RPI	S	Opponent	Score		RPI	S	Opponent	Score		RPI	S	Opponent	Score		RPI	S	Opponent	Score			
20	N	NC State	65	76						92	N	Texas	57	63	111	H	UT Arlington	49	68		
															118	A	CSU Bakersfield	52	61		
															147	A	Hawaii	66	60		
															190	H	Louisiana	69	66		
															235	A	Utah St.	55	66		
															320	H	Alcorn	67	31		
															349	H	La.-Monroe	63	51		
LAST 10 Division I																					
					349	H	La.-Monroe	63	51	20	N	NC State	65	76							
					235	A	Utah St.	55	66	92	N	Texas	57	63							
					190	H	Louisiana	69	66	147	A	Hawaii	66	60							
					320	H	Alcorn	67	31	118	A	CSU Bakersfield	52	61							
										111	H	UT Arlington	49	68							

Non-Div I Games:	Mid-Amer. Christian	59	61	Xavier (LA)	68	31	Tex. A&M-Texarkana	114	54
------------------	---------------------	----	----	-------------	----	----	--------------------	-----	----

## North Texas

■ Loss, ■ Non-Conf, S Site, H Home A Away N Neutral

## Northeastern

Through Games Of Dec. 31, 2019

Average RPI Win:	246	WON-LOST	WINNING	LAST 10	STRENGTH OF	OPP. STRENGTH	TEAM	ADJ.	CONF.	ADJ CONF.
Average RPI Loss:	92	RECORD	PCT. RANK	GAMES	SCHEDULE	OF SCHEDULE	RPI	RPI	RPI	RPI
DIV. I ONLY	4- 7	231	4-6	152	114	198	198	16	16	
DIV. I NON-CONF.	4- 7	225	4-6	150	114	195	195	16	16	
TOTALS	RPI 1-25	RPI 26-50	W-L RECORDS	RPI 51-100	RPI 101-150	RPI 150+				
4- 7	0- 1	0- 2	OVERALL	0- 1	1- 2	3- 1				
2- 3	0- 0	0- 2	HOME	0- 0	0- 1	2- 0				
2- 4	0- 1	0- 0	AWAY	0- 1	1- 1	1- 1				
0- 0	0- 0	0- 0	NEUTRAL	0- 0	0- 0	0- 0				
4- 7	0- 1	0- 2	NON-CONFERENCE	0- 1	1- 2	3- 1				
2- 3	0- 0	0- 2	HOME	0- 0	0- 1	2- 0				
2- 4	0- 1	0- 0	AWAY	0- 1	1- 1	1- 1				
0- 0	0- 0	0- 0	NEUTRAL	0- 0	0- 0	0- 0				
0- 0	0- 0	0- 0	CONFERENCE	0- 0	0- 0	0- 0				
0- 0	0- 0	0- 0	HOME	0- 0	0- 0	0- 0				
0- 0	0- 0	0- 0	AWAY	0- 0	0- 0	0- 0				
0- 0	0- 0	0- 0	NEUTRAL	0- 0	0- 0	0- 0				

RPI 1-25				RPI 26-50				RPI 51-100				RPI 101+ Team's RPI: 198			
RPI	S	Opponent	Score	RPI	S	Opponent	Score	RPI	S	Opponent	Score	RPI	S	Opponent	Score
21	A	Oregon	47 89	27	H	South Dakota	76 80	55	A	Central Mich.	63 79	108	A	Harvard	46 44
				48	H	Yale	63 78					127	A	Fordham	58 74
												149	H	Dayton	60 71
												217	A	Boston U.	56 72
												257	A	Maine	66 58
												291	H	North Dakota St.	72 61
												327	H	Hartford	60 47
LAST 10 Division I															
217	A	Boston U.	56 72	291	H	North Dakota St.	72 61								
257	A	Maine	66 58	55	A	Central Mich.	63 79								
327	H	Hartford	60 47	48	H	Yale	63 78								
108	A	Harvard	46 44	127	A	Fordham	58 74								
21	A	Oregon	47 89	149	H	Dayton	60 71								

Non-Div I Games:

Northeastern

■ Loss, 
 ■ Non-Conf, S Site, 
 ■ Home 
 ■ Away 
 N Neutral

Average RPI Win:	269	WON-LOST	WINNING	LAST 10	STRENGTH OF	OPP. STRENGTH	TEAM	ADJ.	CONF.	ADJ CONF.
Average RPI Loss:	168	RECORD	PCT. RANK	GAMES	SCHEDULE	OF SCHEDULE	RPI	RPI	RPI	RPI
DIV. I ONLY	3- 8	266	3-7	197	280	272	272	20	20	
DIV. I NON-CONF.	3- 6	235	3-5	175	308	230	230	19	19	
TOTALS	RPI 1-25	RPI 26-50	W-L RECORDS	RPI 51-100	RPI 101-150	RPI 150+				
3- 8	0- 1	0- 0	OVERALL	0- 0	0- 1	3- 6				
1- 3	0- 0	0- 0	HOME	0- 0	0- 1	1- 2				
1- 4	0- 0	0- 0	AWAY	0- 0	0- 0	1- 4				
1- 1	0- 1	0- 0	NEUTRAL	0- 0	0- 0	1- 0				
3- 6	0- 1	0- 0	NON-CONFERENCE	0- 0	0- 0	3- 5				
1- 1	0- 0	0- 0	HOME	0- 0	0- 0	1- 1				
1- 4	0- 0	0- 0	AWAY	0- 0	0- 0	1- 4				
1- 1	0- 1	0- 0	NEUTRAL	0- 0	0- 0	1- 0				
0- 2	0- 0	0- 0	CONFERENCE	0- 0	0- 1	0- 1				
0- 2	0- 0	0- 0	HOME	0- 0	0- 1	0- 1				
0- 0	0- 0	0- 0	AWAY	0- 0	0- 0	0- 0				
0- 0	0- 0	0- 0	NEUTRAL	0- 0	0- 0	0- 0				

RPI 1-25			RPI 26-50			RPI 51-100			RPI 101+			Team's RPI: 272
RPI S	Opponent	Score	RPI S	Opponent	Score	RPI S	Opponent	Score	RPI S	Opponent	Score	
4 N	Oregon St.	57 <b>91</b>							139 <b>H</b>	Montana St.	64 <b>72</b>	
									154 <b>A</b>	Fresno St.	66 <b>83</b>	
									162 <b>H</b>	Montana	71 <b>79</b>	
									176 <b>A</b>	New Mexico	76 <b>83</b>	
									215 <b>A</b>	Rice	57 <b>71</b>	
									222 N	San Jose St.	67 64	
									242 <b>H</b>	UC Davis	61 <b>71</b>	
									250 <b>A</b>	California Baptist	79 <b>98</b>	
									260 <b>A</b>	Houston Baptist	79 62	
									326 <b>H</b>	Seattle U	88 80	
LAST 10 Division I												
139 <b>H</b>	Montana St.	64 <b>72</b>	242 <b>H</b>	UC Davis	61 <b>71</b>							
162 <b>H</b>	Montana	71 <b>79</b>	260 <b>A</b>	Houston Baptist	79 62							
222 N	San Jose St.	67 64	215 <b>A</b>	Rice	57 <b>71</b>							
4 N	Oregon St.	57 <b>91</b>	154 <b>A</b>	Fresno St.	66 <b>83</b>							
326 <b>H</b>	Seattle U	88 80	250 <b>A</b>	California Baptist	79 <b>98</b>							

Non-Div I Games:

Northern Ariz.

■ Loss, 
 ■ Non-Conf, S Site, 
 ■ Home 
 ■ Away 
 N Neutral

Average RPI Win:	226	WON-LOST	WINNING	LAST 10	STRENGTH OF	OPP. STRENGTH	TEAM	ADJ.	CONF.	ADJ CONF.
Average RPI Loss:	147	RECORD	PCT. RANK	GAMES	SCHEDULE	OF SCHEDULE	RPI	RPI	RPI	RPI
DIV. I ONLY	5- 5	164	5-5	182	128	146	146	20	20	
DIV. I NON-CONF.	4- 5	195	4-5	183	111	163	163	19	19	
TOTALS	RPI 1-25	RPI 26-50	W-L RECORDS	RPI 51-100	RPI 101-150	RPI 150+				
5- 5	0- 2	0- 0	OVERALL	0- 0	0- 0	5- 3				
2- 2	0- 0	0- 0	HOME	0- 0	0- 0	2- 2				
3- 3	0- 2	0- 0	AWAY	0- 0	0- 0	3- 1				
0- 0	0- 0	0- 0	NEUTRAL	0- 0	0- 0	0- 0				
4- 5	0- 2	0- 0	NON-CONFERENCE	0- 0	0- 0	4- 3				
1- 2	0- 0	0- 0	HOME	0- 0	0- 0	1- 2				
3- 3	0- 2	0- 0	AWAY	0- 0	0- 0	3- 1				
0- 0	0- 0	0- 0	NEUTRAL	0- 0	0- 0	0- 0				
1- 0	0- 0	0- 0	CONFERENCE	0- 0	0- 0	1- 0				
1- 0	0- 0	0- 0	HOME	0- 0	0- 0	1- 0				
0- 0	0- 0	0- 0	AWAY	0- 0	0- 0	0- 0				
0- 0	0- 0	0- 0	NEUTRAL	0- 0	0- 0	0- 0				

RPI 1-25				RPI 26-50				RPI 51-100				RPI 101+ Team's RPI: 146			
RPI	S	Opponent	Score	RPI	S	Opponent	Score	RPI	S	Opponent	Score	RPI	S	Opponent	Score
5	A	Stanford	36 90									163	H	San Francisco	83 90
10	A	UCLA	58 92									173	A	Wyoming	46 44
												184	H	Portland St.	77 58
												226	A	Chattanooga	59 42
												237	A	SMU	61 52
												269	A	Denver	55 74
												288	H	Colorado St.	58 75
												312	H	Air Force	72 62
LAST 10 Division I															
184	H	Portland St.	77 58	10	A	UCLA	58 92	312	H	Air Force	72 62	5	A	Stanford	36 90
173	A	Wyoming	46 44	237	A	SMU	61 52	288	H	Colorado St.	58 75				
269	A	Denver	55 74												
226	A	Chattanooga	59 42												
163	H	San Francisco	83 90												

Non-Div I Games:

Northern Colo.

■ Loss, 
 ■ Non-Conf, S Site, 
 ■ Home 
 ■ Away 
 N Neutral

Average RPI Win:	271	WON-LOST	WINNING	LAST 10	STRENGTH OF	OPP. STRENGTH	TEAM	ADJ.	CONF.	ADJ CONF.
Average RPI Loss:	79	RECORD	PCT. RANK	GAMES	SCHEDULE	OF SCHEDULE	RPI	RPI	RPI	RPI
DIV. I ONLY	4- 7	231	4-6	84	194	167	167	10	10	
DIV. I NON-CONF.	4- 7	225	4-6	89	191	169	169	10	10	
TOTALS	RPI 1-25	RPI 26-50	W-L RECORDS	RPI 51-100	RPI 101-150	RPI 150+				
4- 7	0- 1	0- 2	OVERALL	0- 2	0- 1	4- 1				
1- 3	0- 0	0- 1	HOME	0- 1	0- 1	1- 0				
2- 3	0- 1	0- 0	AWAY	0- 1	0- 0	2- 1				
1- 1	0- 0	0- 1	NEUTRAL	0- 0	0- 0	1- 0				
4- 7	0- 1	0- 2	NON-CONFERENCE	0- 2	0- 1	4- 1				
1- 3	0- 0	0- 1	HOME	0- 1	0- 1	1- 0				
2- 3	0- 1	0- 0	AWAY	0- 1	0- 0	2- 1				
1- 1	0- 0	0- 1	NEUTRAL	0- 0	0- 0	1- 0				
0- 0	0- 0	0- 0	CONFERENCE	0- 0	0- 0	0- 0				
0- 0	0- 0	0- 0	HOME	0- 0	0- 0	0- 0				
0- 0	0- 0	0- 0	AWAY	0- 0	0- 0	0- 0				
0- 0	0- 0	0- 0	NEUTRAL	0- 0	0- 0	0- 0				

RPI 1-25				RPI 26-50				RPI 51-100				RPI 101+				Team's RPI: 167	
RPI	S	Opponent	Score	RPI	S	Opponent	Score	RPI	S	Opponent	Score	RPI	S	Opponent	Score		
14	A	Purdue	63 68	27	N	South Dakota	48 91	66	A	Illinois St.	66 69	108	H	Harvard	53 59		
				30	H	Drake	49 73	76	H	Southern Ill.	61 80	221	N	Tennessee Tech	82 74		
												232	A	Milwaukee	65 78		
												282	H	Eastern Ill.	61 48		
												288	A	Colorado St.	80 75		
												291	A	North Dakota St.	74 68		
LAST 10 Division I																	
				30	H	Drake	49 73	27	N	South Dakota	48 91						
				76	H	Southern Ill.	61 80	221	N	Tennessee Tech	82 74						
				282	H	Eastern Ill.	61 48	14	A	Purdue	63 68						
				232	A	Milwaukee	65 78	66	A	Illinois St.	66 69						
				291	A	North Dakota St.	74 68	288	A	Colorado St.	80 75						

Non-Div I Games:

Northern Ill.

■ Loss, 
■ Non-Conf, 
■ S Site, 
■ H Home 
■ A Away 
N Neutral

Average RPI Win:	287	WON-LOST	WINNING	LAST 10	STRENGTH OF	OPP. STRENGTH	TEAM	ADJ.	CONF.	ADJ CONF.
Average RPI Loss:	132	RECORD	PCT. RANK	GAMES	SCHEDULE	OF SCHEDULE	RPI	RPI	RPI	RPI
DIV. I ONLY	7- 6	157	7-3	326	126	236	236	18	18	
DIV. I NON-CONF.	6- 5	150	6-2	323	152	246	246	18	18	
TOTALS	RPI 1-25	RPI 26-50	W-L RECORDS	RPI 51-100	RPI 101-150	RPI 150+				
7- 6	0- 1	0- 1	OVERALL	0- 1	0- 1	7- 2				
3- 2	0- 1	0- 1	HOME	0- 0	0- 0	3- 0				
3- 4	0- 0	0- 0	AWAY	0- 1	0- 1	3- 2				
1- 0	0- 0	0- 0	NEUTRAL	0- 0	0- 0	1- 0				
6- 5	0- 1	0- 1	NON-CONFERENCE	0- 1	0- 0	6- 2				
3- 2	0- 1	0- 1	HOME	0- 0	0- 0	3- 0				
2- 3	0- 0	0- 0	AWAY	0- 1	0- 0	2- 2				
1- 0	0- 0	0- 0	NEUTRAL	0- 0	0- 0	1- 0				
1- 1	0- 0	0- 0	CONFERENCE	0- 0	0- 1	1- 0				
0- 0	0- 0	0- 0	HOME	0- 0	0- 0	0- 0				
1- 1	0- 0	0- 0	AWAY	0- 0	0- 1	1- 0				
0- 0	0- 0	0- 0	NEUTRAL	0- 0	0- 0	0- 0				

RPI 1-25				RPI 26-50				RPI 51-100				RPI 101+ Team's RPI: 236			
RPI	S	Opponent	Score	RPI	S	Opponent	Score	RPI	S	Opponent	Score	RPI	S	Opponent	Score
3	H	Louisville	57 85	50	H	Saint Louis	42 67	94	A	Belmont	45 62	150	A	Green Bay	44 65
												177	A	Eastern Ky.	62 69
												232	A	Milwaukee	61 49
												264	H	Wofford	80 72
												283	H	Omaha	57 40
												289	A	Indiana St.	70 68
												292	H	Central Ark.	72 56
												313	A	FIU	67 45
												319	A	Lipscomb	69 71
												336	N	Jacksonville St.	66 63
LAST 10 Division I															
232	A	Milwaukee	61 49	3	H	Louisville	57 85	313	A	FIU	67 45				
150	A	Green Bay	44 65	336	N	Jacksonville St.	66 63	292	H	Central Ark.	72 56				
264	H	Wofford	80 72	283	H	Omaha	57 40								
289	A	Indiana St.	70 68												
94	A	Belmont	45 62												

Non-Div I Games:

Northern Ky.

■ Loss, 
 ■ Non-Conf, 
 ■ S Site, 
 ■ H Home 
 ■ A Away 
 N Neutral

## Northwestern

Through Games Of Dec. 31, 2019

Average RPI Win:	131	WON-LOST	WINNING	LAST 10	STRENGTH OF	OPP. STRENGTH	TEAM	ADJ.	CONF.	ADJ CONF.
Average RPI Loss:	11	RECORD	PCT. RANK	GAMES	SCHEDULE	OF SCHEDULE	RPI	RPI	RPI	RPI
DIV. I ONLY	12- 1	10	9-1	41	37	13	13	2	2	
DIV. I NON-CONF.	10- 1	19	7-1	81	33	20	20	2	2	
TOTALS	RPI 1-25	RPI 26-50	W-L RECORDS	RPI 51-100	RPI 101-150	RPI 150+				
12- 1	0- 1	3- 0	OVERALL	2- 0	3- 0	4- 0				
7- 1	0- 1	1- 0	HOME	2- 0	2- 0	2- 0				
3- 0	0- 0	2- 0	AWAY	0- 0	1- 0	0- 0				
2- 0	0- 0	0- 0	NEUTRAL	0- 0	0- 0	2- 0				
10- 1	0- 1	2- 0	NON-CONFERENCE	2- 0	2- 0	4- 0				
6- 1	0- 1	0- 0	HOME	2- 0	2- 0	2- 0				
2- 0	0- 0	2- 0	AWAY	0- 0	0- 0	0- 0				
2- 0	0- 0	0- 0	NEUTRAL	0- 0	0- 0	2- 0				
2- 0	0- 0	1- 0	CONFERENCE	0- 0	1- 0	0- 0				
1- 0	0- 0	1- 0	HOME	0- 0	0- 0	0- 0				
1- 0	0- 0	0- 0	AWAY	0- 0	1- 0	0- 0				
0- 0	0- 0	0- 0	NEUTRAL	0- 0	0- 0	0- 0				

RPI	S	Opponent	Score	RPI	S	Opponent	Score	RPI	S	Opponent	Score	RPI	S	Opponent	Score
11	H	DePaul	68 70	26	H	Maryland	81 58	70	H	Colgate	73 44	111	H	UT Arlington	74 47
				31	A	Duke	63 42	98	H	Boston College	66 63	131	A	Illinois	77 50
				37	A	Marquette	64 56					145	H	Valparaiso	69 48
												195	H	Dartmouth	79 37
												225	N	East Carolina	64 45
												243	N	Xavier	79 59
												262	H	Loyola Maryland	67 46
LAST 10 Division I															
26	H	Maryland	81 58	111	H	UT Arlington	74 47								
131	A	Illinois	77 50	195	H	Dartmouth	79 37								
243	N	Xavier	79 59	98	H	Boston College	66 63								
225	N	East Carolina	64 45	11	H	DePaul	68 70								
145	H	Valparaiso	69 48	70	H	Colgate	73 44								

Non-Div I Games:

Northwestern

■ Loss, 
■ Non-Conf, S Site, 
■ Home 
■ Away 
N Neutral



Average RPI Win: 299		WON-LOST	WINNING	LAST 10	STRENGTH OF	OPP. STRENGTH	TEAM	ADJ.	CONF.	ADJ CONF.
Average RPI Loss: 171		RECORD	PCT. RANK	GAMES	SCHEDULE	OF SCHEDULE	RPI	RPI	RPI	RPI
DIV. I ONLY		1- 7	319	1-7	254	300	333	333	26	26
DIV. I NON-CONF.		1- 5	313	1-5	236	317	324	324	24	24
TOTALS		RPI 1-25	RPI 26-50	W-L RECORDS	RPI 51-100	RPI 101-150	RPI 150+			
1- 7	0- 0		0- 1	OVERALL	0- 1	0- 1	1- 4			
1- 2	0- 0		0- 0	HOME	0- 0	0- 0	1- 2			
0- 5	0- 0		0- 1	AWAY	0- 1	0- 1	0- 2			
0- 0	0- 0		0- 0	NEUTRAL	0- 0	0- 0	0- 0			
1- 5	0- 0		0- 1	NON-CONFERENCE	0- 1	0- 0	1- 3			
1- 1	0- 0		0- 0	HOME	0- 0	0- 0	1- 1			
0- 4	0- 0		0- 1	AWAY	0- 1	0- 0	0- 2			
0- 0	0- 0		0- 0	NEUTRAL	0- 0	0- 0	0- 0			
0- 2	0- 0		0- 0	CONFERENCE	0- 0	0- 1	0- 1			
0- 1	0- 0		0- 0	HOME	0- 0	0- 0	0- 1			
0- 1	0- 0		0- 0	AWAY	0- 0	0- 1	0- 0			
0- 0	0- 0		0- 0	NEUTRAL	0- 0	0- 0	0- 0			

RPI 1-25				RPI 26-50				RPI 51-100				RPI 101+				Team's RPI: 333	
RPI	S	Opponent	Score	RPI	S	Opponent	Score	RPI	S	Opponent	Score	RPI	S	Opponent	Score		
				43	A	Arkansas	39 99					143	A	Lamar University	58 61		
												165	H	Sam Houston St.	69 79		
												181	A	Texas Tech	49 79		
												224	H	Jackson St.	49 66		
												299	H	Grambling	65 61		
												349	A	La.-Monroe	54 63		
LAST 10 Division I																	
				92	A	Texas	49 91	299	H	Grambling	65 61						
				143	A	Lamar University	58 61	181	A	Texas Tech	49 79						
				165	H	Sam Houston St.	69 79	349	A	La.-Monroe	54 63						
				43	A	Arkansas	39 99	224	H	Jackson St.	49 66						

Northwestern St.

■ Loss, ■ Non-Conf, S Site, H Home A Away N Neutral

Average RPI Win:	155	WON-LOST	WINNING	LAST 10	STRENGTH OF	OPP. STRENGTH	TEAM	ADJ.	CONF.	ADJ CONF.
Average RPI Loss:	73	RECORD	PCT. RANK	GAMES	SCHEDULE	OF SCHEDULE	RPI	RPI	RPI	RPI
DIV. I ONLY	5- 8	225	3-7	8	72	85	85	3	3	
DIV. I NON-CONF.	5- 7	205	3-6	5	74	67	67	3	3	
TOTALS	RPI 1-25	RPI 26-50	W-L RECORDS	RPI 51-100	RPI 101-150	RPI 150+				
5- 8	0- 2	1- 1	OVERALL	0- 2	2- 2	2- 1				
2- 5	0- 1	0- 0	HOME	0- 2	0- 1	2- 1				
2- 1	0- 1	1- 0	AWAY	0- 0	1- 0	0- 0				
1- 2	0- 0	0- 1	NEUTRAL	0- 0	1- 1	0- 0				
5- 7	0- 2	1- 1	NON-CONFERENCE	0- 2	2- 2	2- 0				
2- 4	0- 1	0- 0	HOME	0- 2	0- 1	2- 0				
2- 1	0- 1	1- 0	AWAY	0- 0	1- 0	0- 0				
1- 2	0- 0	0- 1	NEUTRAL	0- 0	1- 1	0- 0				
0- 1	0- 0	0- 0	CONFERENCE	0- 0	0- 0	0- 1				
0- 1	0- 0	0- 0	HOME	0- 0	0- 0	0- 1				
0- 0	0- 0	0- 0	AWAY	0- 0	0- 0	0- 0				
0- 0	0- 0	0- 0	NEUTRAL	0- 0	0- 0	0- 0				

RPI 1-25				RPI 26-50				RPI 51-100				Team's RPI: 85	RPI 101+			
RPI	S	Opponent	Score	RPI	S	Opponent	Score	RPI	S	Opponent	Score		RPI	S	Opponent	Score
1	A	UConn	57 81	29	N	FGCU	60 69	54	H	Minnesota	67 75		103	N	South Dakota St.	59 65
11	H	DePaul	94 105	44	A	Michigan	76 72	89	H	Michigan St.	69 72		122	H	Tennessee	63 74
													127	A	Fordham	60 55
													128	N	South Fla.	67 51
													171	H	Clemson	55 71
													216	H	Toledo	54 51
													262	H	Loyola Maryland	84 60
LAST 10 Division I																
		11	H	DePaul	94	105				171	H	Clemson	55	71		
		1	A	UConn	57	81				29	N	FGCU	60	69		
		54	H	Minnesota	67	75				44	A	Michigan	76	72		
		128	N	South Fla.	67	51				216	H	Toledo	54	51		
		103	N	South Dakota St.	59	65				89	H	Michigan St.	69	72		

Non-Div I Games:

Notre Dame

Average RPI Win:	331	WON-LOST	WINNING	LAST 10	STRENGTH OF	OPP. STRENGTH	TEAM	ADJ.	CONF.	ADJ CONF.
Average RPI Loss:	134	RECORD	PCT. RANK	GAMES	SCHEDULE	OF SCHEDULE	RPI	RPI	RPI	RPI
DIV. I ONLY	4- 6	216	4-6	332	201	284	284	18	18	
DIV. I NON-CONF.	3- 6	235	3-6	311	197	288	288	18	18	
TOTALS	RPI 1-25	RPI 26-50	W-L RECORDS	RPI 51-100	RPI 101-150	RPI 150+				
4- 6	0- 0	0- 1	OVERALL	0- 2	0- 1	4- 2				
0- 2	0- 0	0- 0	HOME	0- 1	0- 1	0- 0				
3- 4	0- 0	0- 1	AWAY	0- 1	0- 0	3- 2				
1- 0	0- 0	0- 0	NEUTRAL	0- 0	0- 0	1- 0				
3- 6	0- 0	0- 1	NON-CONFERENCE	0- 2	0- 1	3- 2				
0- 2	0- 0	0- 0	HOME	0- 1	0- 1	0- 0				
2- 4	0- 0	0- 1	AWAY	0- 1	0- 0	2- 2				
1- 0	0- 0	0- 0	NEUTRAL	0- 0	0- 0	1- 0				
1- 0	0- 0	0- 0	CONFERENCE	0- 0	0- 0	1- 0				
0- 0	0- 0	0- 0	HOME	0- 0	0- 0	0- 0				
1- 0	0- 0	0- 0	AWAY	0- 0	0- 0	1- 0				
0- 0	0- 0	0- 0	NEUTRAL	0- 0	0- 0	0- 0				

RPI 1-25				RPI 26-50				RPI 51-100				RPI 101+				Team's RPI: 284	
RPI	S	Opponent	Score	RPI	S	Opponent	Score	RPI	S	Opponent	Score	RPI	S	Opponent	Score		
				44	A	Michigan	64 79	55	H	Central Mich.	47 65	105	H	Bradley	58 74		
								89	A	Michigan St.	56 76	234	A	Niagara	63 77		
												275	A	St. Bonaventure	66 80		
												313	A	FIU	58 49		
												332	A	Detroit Mercy	71 57		
												336	N	Jacksonville St.	61 55		
												342	A	Chicago St.	98 70		
LAST 10 Division I																	
				55	H	Central Mich.	47 65	332	A	Detroit Mercy	71 57						
				275	A	St. Bonaventure	66 80	234	A	Niagara	63 77						
				44	A	Michigan	64 79	89	A	Michigan St.	56 76						
				336	N	Jacksonville St.	61 55	342	A	Chicago St.	98 70						
				313	A	FIU	58 49	105	H	Bradley	58 74						

Non-Div I Games: Lourdes 72 53 Concordia (MI) 76 42

Oakland

Loss, Non-Conf, S Site, H Home A Away N Neutral

Average RPI Win:	206	WON-LOST	WINNING	LAST 10	STRENGTH OF	OPP. STRENGTH	TEAM	ADJ.	CONF.	ADJ CONF.
Average RPI Loss:	90	RECORD	PCT. RANK	GAMES	SCHEDULE	OF SCHEDULE	RPI	RPI	RPI	RPI
DIV. I ONLY	7- 4	100	7-3	262	56	123	123	10	10	
DIV. I NON-CONF.	7- 4	100	7-3	266	55	125	125	10	10	
TOTALS	RPI 1-25	RPI 26-50	W-L RECORDS	RPI 51-100	RPI 101-150	RPI 150+				
7- 4	1- 1	1- 0	OVERALL	0- 2	0- 0	5- 1				
4- 0	0- 0	1- 0	HOME	0- 0	0- 0	3- 0				
2- 3	1- 1	0- 0	AWAY	0- 2	0- 0	1- 0				
1- 1	0- 0	0- 0	NEUTRAL	0- 0	0- 0	1- 1				
7- 4	1- 1	1- 0	NON-CONFERENCE	0- 2	0- 0	5- 1				
4- 0	0- 0	1- 0	HOME	0- 0	0- 0	3- 0				
2- 3	1- 1	0- 0	AWAY	0- 2	0- 0	1- 0				
1- 1	0- 0	0- 0	NEUTRAL	0- 0	0- 0	1- 1				
0- 0	0- 0	0- 0	CONFERENCE	0- 0	0- 0	0- 0				
0- 0	0- 0	0- 0	HOME	0- 0	0- 0	0- 0				
0- 0	0- 0	0- 0	AWAY	0- 0	0- 0	0- 0				
0- 0	0- 0	0- 0	NEUTRAL	0- 0	0- 0	0- 0				

RPI 1-25				RPI 26-50				RPI 51-100				RPI 101+				Team's RPI: 123
RPI	S	Opponent	Score	RPI	S	Opponent	Score	RPI	S	Opponent	Score	RPI	S	Opponent	Score	
18	A	Ohio St.	74 68	49	H	IUPUI	70 64	92	A	Texas	60 73	151	N	Butler	55 60	
22	A	TCU	72 79					93	A	Syracuse	54 66	204	H	American	81 69	
												226	A	Chattanooga	70 58	
												268	N	Pittsburgh	72 50	
												325	H	Marshall	67 51	
												351	H	Incarnate Word	78 41	
LAST 10 Division I																
92	A	Texas	60 73	226	A	Chattanooga	70 58									
22	A	TCU	72 79	351	H	Incarnate Word	78 41									
49	H	IUPUI	70 64	18	A	Ohio St.	74 68									
151	N	Butler	55 60	325	H	Marshall	67 51									
268	N	Pittsburgh	72 50	204	H	American	81 69									

Non-Div I Games:

Ohio

Average RPI Win:	134	WON-LOST	WINNING	LAST 10	STRENGTH OF	OPP. STRENGTH	TEAM	ADJ.	CONF.	ADJ CONF.
Average RPI Loss:	34	RECORD	PCT. RANK	GAMES	SCHEDULE	OF SCHEDULE	RPI	RPI	RPI	RPI
DIV. I ONLY	8- 5	112	6-4	2	94	18	18	2	2	
DIV. I NON-CONF.	7- 4	100	5-3	3	115	17	17	2	2	
TOTALS	RPI 1-25	RPI 26-50	W-L RECORDS	RPI 51-100	RPI 101-150	RPI 150+				
8- 5	1- 3	1- 1	OVERALL	2- 0	1- 1	3- 0				
2- 3	1- 2	0- 0	HOME	0- 0	0- 1	1- 0				
4- 1	0- 1	0- 0	AWAY	2- 0	0- 0	2- 0				
2- 1	0- 0	1- 1	NEUTRAL	0- 0	1- 0	0- 0				
7- 4	1- 2	1- 1	NON-CONFERENCE	1- 0	1- 1	3- 0				
2- 2	1- 1	0- 0	HOME	0- 0	0- 1	1- 0				
3- 1	0- 1	0- 0	AWAY	1- 0	0- 0	2- 0				
2- 1	0- 0	1- 1	NEUTRAL	0- 0	1- 0	0- 0				
1- 1	0- 1	0- 0	CONFERENCE	1- 0	0- 0	0- 0				
0- 1	0- 1	0- 0	HOME	0- 0	0- 0	0- 0				
1- 0	0- 0	0- 0	AWAY	1- 0	0- 0	0- 0				
0- 0	0- 0	0- 0	NEUTRAL	0- 0	0- 0	0- 0				

RPI 1-25				RPI 26-50				RPI 51-100				RPI 101+			
RPI	S	Opponent	Score	RPI	S	Opponent	Score	RPI	S	Opponent	Score	RPI	S	Opponent	Score
1	H	UConn	62 73	27	N	South Dakota	53 68	54	A	Minnesota	66 63	123	H	Ohio	68 74
3	H	Louisville	67 60	34	N	UNI	64 46	77	A	Kent St.	75 65	145	N	Valparaiso	89 38
5	A	Stanford	52 71									152	A	Cincinnati	78 73
14	H	Purdue	50 66									258	H	Radford	70 57
												347	A	Sacramento St.	104 74
LAST 10 Division I															
14	H	Purdue	50 66	54	A	Minnesota	66 63								
347	A	Sacramento St.	104 74	34	N	UNI	64 46								
5	A	Stanford	52 71	27	N	South Dakota	53 68								
258	H	Radford	70 57	1	H	UConn	62 73								
3	H	Louisville	67 60	77	A	Kent St.	75 65								

Non-Div I Games:

Ohio St.

Average RPI Win: 118		WON-LOST	WINNING	LAST 10	STRENGTH OF	OPP. STRENGTH	TEAM	ADJ.	CONF.	ADJ CONF.
Average RPI Loss: 58		RECORD	PCT. RANK	GAMES	SCHEDULE	OF SCHEDULE	RPI	RPI	RPI	RPI
DIV. I ONLY		7- 5	128	5-5	5	67	38	38	5	5
DIV. I NON-CONF.		7- 5	130	5-5	6	66	36	36	5	5
TOTALS	RPI 1-25		RPI 26-50		W-L RECORDS	RPI 51-100	RPI 101-150		RPI 150+	
7- 5	0- 2		2- 1		OVERALL	1- 0	2- 2		2- 0	
7- 1	0- 1		2- 0		HOME	1- 0	2- 0		2- 0	
0- 3	0- 0		0- 1		AWAY	0- 0	0- 2		0- 0	
0- 1	0- 1		0- 0		NEUTRAL	0- 0	0- 0		0- 0	
7- 5	0- 2		2- 1		NON-CONFERENCE	1- 0	2- 2		2- 0	
7- 1	0- 1		2- 0		HOME	1- 0	2- 0		2- 0	
0- 3	0- 0		0- 1		AWAY	0- 0	0- 2		0- 0	
0- 1	0- 1		0- 0		NEUTRAL	0- 0	0- 0		0- 0	
0- 0	0- 0		0- 0		CONFERENCE	0- 0	0- 0		0- 0	
0- 0	0- 0		0- 0		HOME	0- 0	0- 0		0- 0	
0- 0	0- 0		0- 0		AWAY	0- 0	0- 0		0- 0	
0- 0	0- 0		0- 0		NEUTRAL	0- 0	0- 0		0- 0	

RPI 1-25				RPI 26-50				Team's RPI: 38	RPI 51-100				RPI 101+			
RPI	S	Opponent	Score	RPI	S	Opponent	Score		RPI	S	Opponent	Score	RPI	S	Opponent	Score
1	N	UConn	53 97	30	H	Drake	93 84		90	H	Abilene Christian	78 65	115	A	Houston	69 85
2	H	Missouri St.	90 96	33	A	Western Ky.	63 74						125	H	UAB	82 75
				40	H	LSU	90 68						138	H	SFA	75 62
LAST 10 Division I																
30	H	Drake	93 84	1	N	UConn	53 97									
165	H	Sam Houston St.	95 71	90	H	Abilene Christian	78 65									
40	H	LSU	90 68	115	A	Houston	69 85									
33	A	Western Ky.	63 74	138	H	SFA	75 62									
140	A	Wichita St.	83 88	2	H	Missouri St.	90 96									

Non-Div I Games:

Oklahoma

■ Loss, 
 ■ Non-Conf, S Site, 
 ■ Home 
 ■ Away 
 N Neutral

Average RPI Win:	176	WON-LOST	WINNING	LAST 10	STRENGTH OF	OPP. STRENGTH	TEAM	ADJ.	CONF.	ADJ CONF.
Average RPI Loss:	12	RECORD	PCT. RANK	GAMES	SCHEDULE	OF SCHEDULE	RPI	RPI	RPI	RPI
DIV. I ONLY	9- 3	63	7-3	60	55	39	39	5	5	
DIV. I NON-CONF.	9- 3	63	7-3	63	53	38	38	5	5	
TOTALS	RPI 1-25	RPI 26-50	W-L RECORDS	RPI 51-100	RPI 101-150	RPI 150+				
9- 3	0- 3	0- 0	OVERALL	1- 0	3- 0	5- 0				
7- 0	0- 0	0- 0	HOME	1- 0	2- 0	4- 0				
1- 1	0- 1	0- 0	AWAY	0- 0	0- 0	1- 0				
1- 2	0- 2	0- 0	NEUTRAL	0- 0	1- 0	0- 0				
9- 3	0- 3	0- 0	NON-CONFERENCE	1- 0	3- 0	5- 0				
7- 0	0- 0	0- 0	HOME	1- 0	2- 0	4- 0				
1- 1	0- 1	0- 0	AWAY	0- 0	0- 0	1- 0				
1- 2	0- 2	0- 0	NEUTRAL	0- 0	1- 0	0- 0				
0- 0	0- 0	0- 0	CONFERENCE	0- 0	0- 0	0- 0				
0- 0	0- 0	0- 0	HOME	0- 0	0- 0	0- 0				
0- 0	0- 0	0- 0	AWAY	0- 0	0- 0	0- 0				
0- 0	0- 0	0- 0	NEUTRAL	0- 0	0- 0	0- 0				

RPI 1-25				RPI 26-50		Team's RPI: 39		RPI 51-100				RPI 101+			
RPI	S	Opponent	Score	RPI	S	Opponent	Score	RPI	S	Opponent	Score	RPI	S	Opponent	Score
3	N	Louisville	48 69					88	H	Duquesne	84 41	111	N	UT Arlington	60 47
12	A	Texas A&M	62 74									112	H	Idaho	62 47
21	N	Oregon	72 89									143	H	Lamar University	74 53
												210	A	Tulsa	78 48
												212	H	Oral Roberts	78 44
												215	H	Rice	69 38
												241	H	Idaho St.	70 52
												248	H	Southern U.	72 59
LAST 10 Division I															
212	H	Oral Roberts	78 44	88	H	Duquesne	84 41	21	N	Oregon	72 89				
248	H	Southern U.	72 59					215	H	Rice	69 38				
12	A	Texas A&M	62 74					241	H	Idaho St.	70 52				
111	N	UT Arlington	60 47					210	A	Tulsa	78 48				
3	N	Louisville	48 69												

Non-Div I Games:

Oklahoma St.

Average RPI Win:	193	WON-LOST	WINNING	LAST 10	STRENGTH OF	OPP. STRENGTH	TEAM	ADJ.	CONF.	ADJ CONF.
Average RPI Loss:	114	RECORD	PCT. RANK	GAMES	SCHEDULE	OF SCHEDULE	RPI	RPI	RPI	RPI
DIV. I ONLY	10- 2	33	8-2	207	140	52	52	14	14	
DIV. I NON-CONF.	10- 2	31	8-2	202	141	50	50	14	14	
TOTALS	RPI 1-25	RPI 26-50	W-L RECORDS	RPI 51-100	RPI 101-150	RPI 150+				
10- 2	0- 1	0- 0	OVERALL	1- 0	3- 0	6- 1				
6- 0	0- 0	0- 0	HOME	1- 0	0- 0	5- 0				
3- 2	0- 1	0- 0	AWAY	0- 0	2- 0	1- 1				
1- 0	0- 0	0- 0	NEUTRAL	0- 0	1- 0	0- 0				
10- 2	0- 1	0- 0	NON-CONFERENCE	1- 0	3- 0	6- 1				
6- 0	0- 0	0- 0	HOME	1- 0	0- 0	5- 0				
3- 2	0- 1	0- 0	AWAY	0- 0	2- 0	1- 1				
1- 0	0- 0	0- 0	NEUTRAL	0- 0	1- 0	0- 0				
0- 0	0- 0	0- 0	CONFERENCE	0- 0	0- 0	0- 0				
0- 0	0- 0	0- 0	HOME	0- 0	0- 0	0- 0				
0- 0	0- 0	0- 0	AWAY	0- 0	0- 0	0- 0				
0- 0	0- 0	0- 0	NEUTRAL	0- 0	0- 0	0- 0				

RPI 1-25				RPI 26-50				RPI 51-100				Team's RPI: 52	RPI 101+			
RPI	S	Opponent	Score	RPI	S	Opponent	Score	RPI	S	Opponent	Score		RPI	S	Opponent	Score
23	A	Virginia	53 56					83	H	Richmond	73 51		110	A	Auburn	89 77
													112	N	Idaho	67 55
													136	A	William & Mary	69 58
													169	H	Hampton	75 38
													202	H	Mt. St. Mary's	85 34
													205	A	VCU	49 62
													208	H	Campbell	59 44
													293	H	Winthrop	68 44
													294	H	UMES	48 39
													321	A	Cal Poly	61 55
LAST 10 Division I																
169	H	Hampton	75 38	202	H	Mt. St. Mary's	85 34									
83	H	Richmond	73 51	112	N	Idaho	67 55									
205	A	VCU	49 62	321	A	Cal Poly	61 55									
294	H	UMES	48 39	23	A	Virginia	53 56									
136	A	William & Mary	69 58	293	H	Winthrop	68 44									

Non-Div I Games:

Old Dominion

  Loss, 
  Non-Conf, 
S Site, 
  Home 
  Away 
N Neutral



Average RPI Win: 282		WON-LOST	WINNING	LAST 10	STRENGTH OF	OPP. STRENGTH	TEAM	ADJ.	CONF.	ADJ CONF.
Average RPI Loss: 192		RECORD	PCT. RANK	GAMES	SCHEDULE	OF SCHEDULE	RPI	RPI	RPI	RPI
DIV. I ONLY		7- 6	157	5-5	297	339	296	296	4	4
DIV. I NON-CONF.		7- 6	160	5-5	296	341	298	298	4	4
TOTALS		RPI 1-25	RPI 26-50		W-L RECORDS		RPI 51-100	RPI 101-150	RPI 150+	
7- 6	0- 0	0- 0		OVERALL		0- 0	0- 0		7- 6	
6- 3	0- 0	0- 0		HOME		0- 0	0- 0		6- 3	
0- 2	0- 0	0- 0		AWAY		0- 0	0- 0		0- 2	
1- 1	0- 0	0- 0		NEUTRAL		0- 0	0- 0		1- 1	
7- 6	0- 0	0- 0		NON-CONFERENCE		0- 0	0- 0		7- 6	
6- 3	0- 0	0- 0		HOME		0- 0	0- 0		6- 3	
0- 2	0- 0	0- 0		AWAY		0- 0	0- 0		0- 2	
1- 1	0- 0	0- 0		NEUTRAL		0- 0	0- 0		1- 1	
0- 0	0- 0	0- 0		CONFERENCE		0- 0	0- 0		0- 0	
0- 0	0- 0	0- 0		HOME		0- 0	0- 0		0- 0	
0- 0	0- 0	0- 0		AWAY		0- 0	0- 0		0- 0	
0- 0	0- 0	0- 0		NEUTRAL		0- 0	0- 0		0- 0	

RPI 1-25			RPI 26-50			RPI 51-100			RPI 101+			Team's RPI: 296
RPI	S	Opponent	Score	RPI	S	Opponent	Score	RPI	S	Opponent	Score	
								153	H	Southeast Mo. St.	53	70
								161	H	New Orleans	64	69
								165	H	Sam Houston St.	75	69
								181	A	Texas Tech	48	84
								190	H	Louisiana	42	53
								196	A	Southern Miss.	53	59
								219	H	Louisiana Tech	76	53
								268	N	Pittsburgh	50	58
								281	H	Ga. Southern	69	66
								295	H	Alabama St.	93	66
								320	N	Alcorn	73	55
								344	H	Mississippi Val.	72	53
								349	H	La.-Monroe	66	42
LAST 10 Division I												
190	H	Louisiana	42	53	295	H	Alabama St.	93	66			
281	H	Ga. Southern	69	66	320	N	Alcorn	73	55			
153	H	Southeast Mo. St.	53	70	165	H	Sam Houston St.	75	69			
181	A	Texas Tech	48	84	219	H	Louisiana Tech	76	53			
268	N	Pittsburgh	50	58	196	A	Southern Miss.	53	59			

Non-Div I Games:

Ole Miss

■ Loss, 
 ■ Non-Conf, 
 ■ S Site, 
 ■ H Home 
 ■ A Away 
 N Neutral

Average RPI Win:	291	WON-LOST	WINNING	LAST 10	STRENGTH OF	OPP. STRENGTH	TEAM	ADJ.	CONF.	ADJ CONF.
Average RPI Loss:	147	RECORD	PCT. RANK	GAMES	SCHEDULE	OF SCHEDULE	RPI	RPI	RPI	RPI
DIV. I ONLY	3- 9	276	3-7	136	292	283	283	17	17	
DIV. I NON-CONF.	3- 8	268	3-6	133	306	275	275	17	17	
TOTALS	RPI 1-25	RPI 26-50	W-L RECORDS	RPI 51-100	RPI 101-150	RPI 150+				
3- 9	0- 1	0- 2	OVERALL	0- 0	0- 1	3- 5				
2- 4	0- 1	0- 1	HOME	0- 0	0- 1	2- 1				
0- 4	0- 0	0- 1	AWAY	0- 0	0- 0	0- 3				
1- 1	0- 0	0- 0	NEUTRAL	0- 0	0- 0	1- 1				
3- 8	0- 1	0- 2	NON-CONFERENCE	0- 0	0- 0	3- 5				
2- 3	0- 1	0- 1	HOME	0- 0	0- 0	2- 1				
0- 4	0- 0	0- 1	AWAY	0- 0	0- 0	0- 3				
1- 1	0- 0	0- 0	NEUTRAL	0- 0	0- 0	1- 1				
0- 1	0- 0	0- 0	CONFERENCE	0- 0	0- 1	0- 0				
0- 1	0- 0	0- 0	HOME	0- 0	0- 1	0- 0				
0- 0	0- 0	0- 0	AWAY	0- 0	0- 0	0- 0				
0- 0	0- 0	0- 0	NEUTRAL	0- 0	0- 0	0- 0				

RPI 1-25				RPI 26-50				RPI 51-100				RPI 101+ Team's RPI: 283			
RPI	S	Opponent	Score	RPI	S	Opponent	Score	RPI	S	Opponent	Score	RPI	S	Opponent	Score
14	H	Creighton	54 67	34	H	UNI	45 81					103	H	South Dakota St.	51 68
				41	A	Kansas	48 63					187	H	Cleveland St.	66 79
												205	N	VCU	66 74
												223	A	Kansas St.	48 73
												236	A	Northern Ky.	40 57
												245	H	UMKC	57 53
												282	A	Eastern Ill.	52 65
												285	H	Morgan St.	70 64
												344	N	Mississippi Val.	78 70
LAST 10 Division I															
187	H	Cleveland St.	66 79	103	H	South Dakota St.	51 68								
34	H	UNI	45 81	205	N	VCU	66 74								
282	A	Eastern Ill.	52 65	236	A	Northern Ky.	40 57								
245	H	UMKC	57 53	285	H	Morgan St.	70 64								
344	N	Mississippi Val.	78 70	41	A	Kansas	48 63								

Non-Div I Games: Peru St. 92 58 Graceland (IA) 85 46

Omaha

Loss, Non-Conf, S Site, H Home A Away N Neutral

Oral Roberts

Through Games Of Dec. 31, 2019

Average RPI Win:	161	WON-LOST	WINNING	LAST 10	STRENGTH OF	OPP. STRENGTH	TEAM	ADJ.	CONF.	ADJ CONF.
Average RPI Loss:	147	RECORD	PCT. RANK	GAMES	SCHEDULE	OF SCHEDULE	RPI	RPI	RPI	RPI
DIV. I ONLY	3- 8	266	2-8	44	287	212	212	17	17	
DIV. I NON-CONF.	3- 8	268	2-8	45	285	212	212	17	17	
TOTALS	RPI 1-25	RPI 26-50	W-L RECORDS	RPI 51-100	RPI 101-150	RPI 150+				
3- 8	0- 0	0- 2	OVERALL	0- 1	1- 1	2- 4				
3- 1	0- 0	0- 0	HOME	0- 0	1- 0	2- 1				
0- 7	0- 0	0- 2	AWAY	0- 1	0- 1	0- 3				
0- 0	0- 0	0- 0	NEUTRAL	0- 0	0- 0	0- 0				
3- 8	0- 0	0- 2	NON-CONFERENCE	0- 1	1- 1	2- 4				
3- 1	0- 0	0- 0	HOME	0- 0	1- 0	2- 1				
0- 7	0- 0	0- 2	AWAY	0- 1	0- 1	0- 3				
0- 0	0- 0	0- 0	NEUTRAL	0- 0	0- 0	0- 0				
0- 0	0- 0	0- 0	CONFERENCE	0- 0	0- 0	0- 0				
0- 0	0- 0	0- 0	HOME	0- 0	0- 0	0- 0				
0- 0	0- 0	0- 0	AWAY	0- 0	0- 0	0- 0				
0- 0	0- 0	0- 0	NEUTRAL	0- 0	0- 0	0- 0				

RPI 1-25				RPI 26-50				RPI 51-100				RPI 101+				Team's RPI: 212	
RPI	S	Opponent	Score	RPI	S	Opponent	Score	RPI	S	Opponent	Score	RPI	S	Opponent	Score		
				39	A	Oklahoma St.	44 78	81	A	Nebraska	67 77	135	A	Southern Utah	58 72		
				43	A	Arkansas	64 96					140	H	Wichita St.	79 66		
												165	H	Sam Houston St.	64 41		
												179	H	Texas St.	63 57		
												186	A	Utah	58 78		
												210	A	Tulsa	65 67		
												223	A	Kansas St.	69 109		
												260	H	Houston Baptist	73 74		
LAST 10 Division I																	
				81	A	Nebraska	67 77	39	A	Oklahoma St.	44 78						
				186	A	Utah	58 78	210	A	Tulsa	65 67						
				135	A	Southern Utah	58 72	223	A	Kansas St.	69 109						
				165	H	Sam Houston St.	64 41	43	A	Arkansas	64 96						
				260	H	Houston Baptist	73 74	140	H	Wichita St.	79 66						

Non-Div I Games: Rogers St. 80 40 Cent. Christian (KS114 60

Oral Roberts

Loss, Non-Conf, S Site, H Home A Away N Neutral

Average RPI Win: 156		WON-LOST	WINNING	LAST 10	STRENGTH OF	OPP. STRENGTH	TEAM	ADJ.	CONF.	ADJ CONF.
Average RPI Loss: 3		RECORD	PCT. RANK	GAMES	SCHEDULE	OF SCHEDULE	RPI	RPI	RPI	RPI
DIV. I ONLY		10- 1	20	9-1	100	42	21	21	1	1
DIV. I NON-CONF.		10- 1	19	9-1	96	38	19	19	1	1
TOTALS	RPI 1-25	RPI 26-50		W-L RECORDS		RPI 51-100	RPI 101-150	RPI 150+		
10- 1	0- 1	1- 0		OVERALL		2- 0	2- 0	5- 0		
6- 0	0- 0	0- 0		HOME		1- 0	1- 0	4- 0		
2- 0	0- 0	0- 0		AWAY		1- 0	0- 0	1- 0		
2- 1	0- 1	1- 0		NEUTRAL		0- 0	1- 0	0- 0		
10- 1	0- 1	1- 0		NON-CONFERENCE		2- 0	2- 0	5- 0		
6- 0	0- 0	0- 0		HOME		1- 0	1- 0	4- 0		
2- 0	0- 0	0- 0		AWAY		1- 0	0- 0	1- 0		
2- 1	0- 1	1- 0		NEUTRAL		0- 0	1- 0	0- 0		
0- 0	0- 0	0- 0		CONFERENCE		0- 0	0- 0	0- 0		
0- 0	0- 0	0- 0		HOME		0- 0	0- 0	0- 0		
0- 0	0- 0	0- 0		AWAY		0- 0	0- 0	0- 0		
0- 0	0- 0	0- 0		NEUTRAL		0- 0	0- 0	0- 0		

RPI 1-25				Team's RPI: 21		RPI 26-50				RPI 51-100				RPI 101+			
RPI	S	Opponent	Score	RPI	S	Opponent	Score	RPI	S	Opponent	Score	RPI	S	Opponent	Score		
3	N	Louisville	62 72	39	N	Oklahoma St.	89 72	65	H	Texas Southern	99 63	103	H	South Dakota St.	95 56		
								93	A	Syracuse	81 64	111	N	UT Arlington	91 54		
												198	H	Northeastern	89 47		
												223	H	Kansas St.	89 51		
												235	H	Utah St.	109 52		
												244	A	Long Beach St.	81 45		
												247	H	UC Riverside	84 41		
LAST 10 Division I																	
247	H	UC Riverside	84 41	223	H	Kansas St.	89 51										
244	A	Long Beach St.	81 45	93	A	Syracuse	81 64										
103	H	South Dakota St.	95 56	39	N	Oklahoma St.	89 72										
3	N	Louisville	62 72	65	H	Texas Southern	99 63										
111	N	UT Arlington	91 54	235	H	Utah St.	109 52										

Non-Div I Games:	Corban	125	42
------------------	--------	-----	----

Oregon

Loss, Non-Conf, S Site, H Home A Away N Neutral

Average RPI Win:	124	WON-LOST	WINNING	LAST 10	STRENGTH OF	OPP. STRENGTH	TEAM	ADJ.	CONF.	ADJ CONF.
Average RPI Loss:	0	RECORD	PCT. RANK	GAMES	SCHEDULE	OF SCHEDULE	RPI	RPI	RPI	RPI
DIV. I ONLY	12- 0	1	10-0	38	22	4	4	1	1	
DIV. I NON-CONF.	12- 0	1	10-0	40	22	4	4	1	1	
TOTALS	RPI 1-25	RPI 26-50	W-L RECORDS	RPI 51-100	RPI 101-150	RPI 150+				
12- 0	3- 0	0- 0	OVERALL	2- 0	4- 0	3- 0				
8- 0	2- 0	0- 0	HOME	1- 0	3- 0	2- 0				
1- 0	1- 0	0- 0	AWAY	0- 0	0- 0	0- 0				
3- 0	0- 0	0- 0	NEUTRAL	1- 0	1- 0	1- 0				
12- 0	3- 0	0- 0	NON-CONFERENCE	2- 0	4- 0	3- 0				
8- 0	2- 0	0- 0	HOME	1- 0	3- 0	2- 0				
1- 0	1- 0	0- 0	AWAY	0- 0	0- 0	0- 0				
3- 0	0- 0	0- 0	NEUTRAL	1- 0	1- 0	1- 0				
0- 0	0- 0	0- 0	CONFERENCE	0- 0	0- 0	0- 0				
0- 0	0- 0	0- 0	HOME	0- 0	0- 0	0- 0				
0- 0	0- 0	0- 0	AWAY	0- 0	0- 0	0- 0				
0- 0	0- 0	0- 0	NEUTRAL	0- 0	0- 0	0- 0				

RPI	S	Opponent	Score	RPI	S	Opponent	Score	RPI	S	Opponent	Score	RPI	S	Opponent	Score
2	H	Missouri St.	80 69					82	H	Pacific	69 57	109	N	Liberty	68 55
11	H	DePaul	98 77					97	N	BYU	65 34	118	H	CSU Bakersfield	69 50
24	A	Miami (FL)	75 53									135	H	Southern Utah	95 45
												147	H	Hawaii	64 32
												235	H	Utah St.	75 46
												254	H	UC Irvine	86 57
												272	N	Northern Ariz.	91 57
LAST 10 Division I															
				97	N	BYU	65 34					118	H	CSU Bakersfield	69 50
				272	N	Northern Ariz.	91 57					24	A	Miami (FL)	75 53
				235	H	Utah St.	75 46					135	H	Southern Utah	95 45
				147	H	Hawaii	64 32					2	H	Missouri St.	80 69
				109	N	Liberty	68 55					11	H	DePaul	98 77

Non-Div I Games:

Oregon St.

Average RPI Win:	231	WON-LOST	WINNING	LAST 10	STRENGTH OF	OPP. STRENGTH	TEAM	ADJ.	CONF.	ADJ CONF.
Average RPI Loss:	91	RECORD	PCT. RANK	GAMES	SCHEDULE	OF SCHEDULE	RPI	RPI	RPI	RPI
DIV. I ONLY	8- 5	112	6-4	165	106	82	82	11	11	
DIV. I NON-CONF.	7- 4	100	5-3	163	124	84	84	11	11	
TOTALS	RPI 1-25	RPI 26-50	W-L RECORDS	RPI 51-100	RPI 101-150	RPI 150+				
8- 5	0- 2	0- 0	OVERALL	1- 0	0- 2	7- 1				
4- 0	0- 0	0- 0	HOME	0- 0	0- 0	4- 0				
3- 4	0- 2	0- 0	AWAY	1- 0	0- 2	2- 0				
1- 1	0- 0	0- 0	NEUTRAL	0- 0	0- 0	1- 1				
7- 4	0- 2	0- 0	NON-CONFERENCE	1- 0	0- 1	6- 1				
4- 0	0- 0	0- 0	HOME	0- 0	0- 0	4- 0				
2- 3	0- 2	0- 0	AWAY	1- 0	0- 1	1- 0				
1- 1	0- 0	0- 0	NEUTRAL	0- 0	0- 0	1- 1				
1- 1	0- 0	0- 0	CONFERENCE	0- 0	0- 1	1- 0				
0- 0	0- 0	0- 0	HOME	0- 0	0- 0	0- 0				
1- 1	0- 0	0- 0	AWAY	0- 0	0- 1	1- 0				
0- 0	0- 0	0- 0	NEUTRAL	0- 0	0- 0	0- 0				

RPI 1-25				RPI 26-50				RPI 51-100 Team's RPI: 82				RPI 101+			
RPI	S	Opponent	Score	RPI	S	Opponent	Score	RPI	S	Opponent	Score	RPI	S	Opponent	Score
4	A	Oregon St.	57 69					73	A	Drexel	58 51	106	A	Santa Clara	65 75
10	A	UCLA	57 68									118	A	CSU Bakersfield	70 80
												163	A	San Francisco	84 61
												216	N	Toledo	65 66
												237	H	SMU	77 49
												245	H	UMKC	89 60
												256	N	St. Francis Brooklyn	71 62
												280	A	UC Santa Barbara	63 53
												289	H	Indiana St.	83 66
												301	H	Weber St.	76 53
LAST 10 Division I															
106	A	Santa Clara	65 75	163	A	San Francisco	84 61								
216	N	Toledo	65 66	280	A	UC Santa Barbara	63 53								
256	N	St. Francis Brooklyn	71 62	237	H	SMU	77 49								
10	A	UCLA	57 68	289	H	Indiana St.	83 66								
118	A	CSU Bakersfield	70 80	301	H	Weber St.	76 53								

Non-Div I Games:

Pacific

Average RPI Win:	207	WON-LOST	WINNING	LAST 10	STRENGTH OF	OPP. STRENGTH	TEAM	ADJ.	CONF.	ADJ CONF.
Average RPI Loss:	31	RECORD	PCT. RANK	GAMES	SCHEDULE	OF SCHEDULE	RPI	RPI	RPI	RPI
DIV. I ONLY	9- 1	23	9-1	327	12	78	78	8	8	
DIV. I NON-CONF.	9- 1	27	9-1	330	12	80	80	8	8	
TOTALS	RPI 1-25	RPI 26-50	W-L RECORDS	RPI 51-100	RPI 101-150	RPI 150+				
9- 1	0- 0	0- 1	OVERALL	1- 0	2- 0	6- 0				
5- 0	0- 0	0- 0	HOME	1- 0	0- 0	4- 0				
4- 1	0- 0	0- 1	AWAY	0- 0	2- 0	2- 0				
0- 0	0- 0	0- 0	NEUTRAL	0- 0	0- 0	0- 0				
9- 1	0- 0	0- 1	NON-CONFERENCE	1- 0	2- 0	6- 0				
5- 0	0- 0	0- 0	HOME	1- 0	0- 0	4- 0				
4- 1	0- 0	0- 1	AWAY	0- 0	2- 0	2- 0				
0- 0	0- 0	0- 0	NEUTRAL	0- 0	0- 0	0- 0				
0- 0	0- 0	0- 0	CONFERENCE	0- 0	0- 0	0- 0				
0- 0	0- 0	0- 0	HOME	0- 0	0- 0	0- 0				
0- 0	0- 0	0- 0	AWAY	0- 0	0- 0	0- 0				
0- 0	0- 0	0- 0	NEUTRAL	0- 0	0- 0	0- 0				

RPI 1-25			RPI 26-50			RPI 51-100			Team's RPI: 78	RPI 101+		
RPI	S	Opponent	Score	RPI	S	Opponent	Score	RPI	S	Opponent	Score	
				31	A	Duke	50 66	73	H	Drexel	53 49	
										133	A	Saint Joseph's 55 45
										147	A	Hawaii 70 55
										183	H	Iona 74 42
										189	A	La Salle 65 49
										230	H	Stetson 81 41
										274	H	Siena 92 44
										304	A	NJIT 85 51
										327	H	Hartford 74 46
LAST 10 Division I												
				73	H	Drexel	53 49			147	A	Hawaii 70 55
				230	H	Stetson	81 41			133	A	Saint Joseph's 55 45
				189	A	La Salle	65 49			183	H	Iona 74 42
				327	H	Hartford	74 46			304	A	NJIT 85 51
				31	A	Duke	50 66			274	H	Siena 92 44

Non-Div I Games:

Penn

Average RPI Win:	236	WON-LOST	WINNING	LAST 10	STRENGTH OF	OPP. STRENGTH	TEAM	ADJ.	CONF.	ADJ CONF.
Average RPI Loss:	119	RECORD	PCT. RANK	GAMES	SCHEDULE	OF SCHEDULE	RPI	RPI	RPI	RPI
DIV. I ONLY	6- 7	189	4-6	160	167	209	209	2	2	
DIV. I NON-CONF.	6- 5	150	4-4	247	200	222	222	2	2	
TOTALS	RPI 1-25	RPI 26-50	W-L RECORDS	RPI 51-100	RPI 101-150	RPI 150+				
6- 7	0- 1	0- 1	OVERALL	0- 1	1- 1	5- 3				
4- 4	0- 0	0- 0	HOME	0- 1	1- 1	3- 2				
1- 2	0- 1	0- 1	AWAY	0- 0	0- 0	1- 0				
1- 1	0- 0	0- 0	NEUTRAL	0- 0	0- 0	1- 1				
6- 5	0- 1	0- 0	NON-CONFERENCE	0- 0	1- 1	5- 3				
4- 3	0- 0	0- 0	HOME	0- 0	1- 1	3- 2				
1- 1	0- 1	0- 0	AWAY	0- 0	0- 0	1- 0				
1- 1	0- 0	0- 0	NEUTRAL	0- 0	0- 0	1- 1				
0- 2	0- 0	0- 1	CONFERENCE	0- 1	0- 0	0- 0				
0- 1	0- 0	0- 0	HOME	0- 1	0- 0	0- 0				
0- 1	0- 0	0- 1	AWAY	0- 0	0- 0	0- 0				
0- 0	0- 0	0- 0	NEUTRAL	0- 0	0- 0	0- 0				

RPI	S	Opponent	Score	RPI	S	Opponent	Score	RPI	S	Opponent	Score	RPI	S	Opponent	Score	Team's RPI: 209
17	A	Princeton	55 72	44	A	Michigan	48 82	54	H	Minnesota	74 81	113	H	Rider	70 78	
												127	H	Fordham	72 59	
												170	H	George Mason	68 78	
												171	H	Clemson	68 55	
												189	H	La Salle	67 69	
												244	N	Long Beach St.	56 64	
												252	A	Towson	73 67	
												268	H	Pittsburgh	78 73	
												286	H	Sacred Heart	88 65	
												311	N	N.C. Central	92 68	
LAST 10 Division I																
54	H	Minnesota	74 81	44	A	Michigan	48 82									
286	H	Sacred Heart	88 65	244	N	Long Beach St.	56 64									
17	A	Princeton	55 72	170	H	George Mason	68 78									
268	H	Pittsburgh	78 73	171	H	Clemson	68 55									
311	N	N.C. Central	92 68	189	H	La Salle	67 69									

Non-Div I Games:

Penn St.



Pepperdine

Through Games Of Dec. 31, 2019

Average RPI Win:	278	WON-LOST	WINNING	LAST 10	STRENGTH OF	OPP. STRENGTH	TEAM	ADJ.	CONF.	ADJ CONF.
Average RPI Loss:	135	RECORD	PCT. RANK	GAMES	SCHEDULE	OF SCHEDULE	RPI	RPI	RPI	RPI
DIV. I ONLY	5- 5	164	5-5	323	84	270	270	11	11	
DIV. I NON-CONF.	4- 4	163	4-4	343	84	295	295	11	11	
TOTALS	RPI 1-25	RPI 26-50	W-L RECORDS	RPI 51-100	RPI 101-150	RPI 150+				
5- 5	0- 0	0- 0	OVERALL	0- 2	0- 2	5- 1				
3- 3	0- 0	0- 0	HOME	0- 1	0- 1	3- 1				
2- 2	0- 0	0- 0	AWAY	0- 1	0- 1	2- 0				
0- 0	0- 0	0- 0	NEUTRAL	0- 0	0- 0	0- 0				
4- 4	0- 0	0- 0	NON-CONFERENCE	0- 1	0- 2	4- 1				
2- 2	0- 0	0- 0	HOME	0- 0	0- 1	2- 1				
2- 2	0- 0	0- 0	AWAY	0- 1	0- 1	2- 0				
0- 0	0- 0	0- 0	NEUTRAL	0- 0	0- 0	0- 0				
1- 1	0- 0	0- 0	CONFERENCE	0- 1	0- 0	1- 0				
1- 1	0- 0	0- 0	HOME	0- 1	0- 0	1- 0				
0- 0	0- 0	0- 0	AWAY	0- 0	0- 0	0- 0				
0- 0	0- 0	0- 0	NEUTRAL	0- 0	0- 0	0- 0				

RPI	S	Opponent	Score	RPI	S	Opponent	Score	RPI	S	Opponent	Score	RPI	S	Opponent	Score	Team's RPI: 270
74	A	Boise St.	74 76	97	H	BYU	47 65	101	A	Washington St.	48 85	147	H	Hawaii	51 52	
								214	H	San Diego	73 57	242	H	UC Davis	70 67	
								255	H	UNLV	44 69	297	A	Eastern Wash.	53 52	
								316	A	New Mexico St.	72 69	321	H	Cal Poly	63 53	
LAST 10 Division I																
214	H	San Diego	73 57	97	H	BYU	47 65	316	A	New Mexico St.	72 69	147	H	Hawaii	51 52	
74	A	Boise St.	74 76	321	H	Cal Poly	63 53	101	A	Washington St.	48 85					
242	H	UC Davis	70 67													
255	H	UNLV	44 69													
297	A	Eastern Wash.	53 52													

Non-Div I Games: Concordia (CA) 76 57 Cal St. L.A. 79 56

Pepperdine

Loss, Non-Conf, S Site, H Home A Away N Neutral

Average RPI Win:	320	WON-LOST	WINNING	LAST 10	STRENGTH OF	OPP. STRENGTH	TEAM	ADJ.	CONF.	ADJ CONF.
Average RPI Loss:	131	RECORD	PCT. RANK	GAMES	SCHEDULE	OF SCHEDULE	RPI	RPI	RPI	RPI
DIV. I ONLY	3- 9	276	2-8	98	324	268	268	3	3	
DIV. I NON-CONF.	3- 8	268	2-7	139	318	293	293	3	3	
TOTALS	RPI 1-25	RPI 26-50	W-L RECORDS	RPI 51-100	RPI 101-150	RPI 150+				
3- 9	0- 0	0- 0	OVERALL	0- 3	0- 3	3- 3				
2- 4	0- 0	0- 0	HOME	0- 2	0- 1	2- 1				
0- 4	0- 0	0- 0	AWAY	0- 1	0- 1	0- 2				
1- 1	0- 0	0- 0	NEUTRAL	0- 0	0- 1	1- 0				
3- 8	0- 0	0- 0	NON-CONFERENCE	0- 3	0- 2	3- 3				
2- 4	0- 0	0- 0	HOME	0- 2	0- 1	2- 1				
0- 3	0- 0	0- 0	AWAY	0- 1	0- 0	0- 2				
1- 1	0- 0	0- 0	NEUTRAL	0- 0	0- 1	1- 0				
0- 1	0- 0	0- 0	CONFERENCE	0- 0	0- 1	0- 0				
0- 0	0- 0	0- 0	HOME	0- 0	0- 0	0- 0				
0- 1	0- 0	0- 0	AWAY	0- 0	0- 1	0- 0				
0- 0	0- 0	0- 0	NEUTRAL	0- 0	0- 0	0- 0				

RPI 1-25				RPI 26-50				RPI 51-100				RPI 101+				Team's RPI: 268	
RPI	S	Opponent	Score	RPI	S	Opponent	Score	RPI	S	Opponent	Score	RPI	S	Opponent	Score		
								57	A	UCF	58	74	123	N	Ohio	50	72
								87	H	Stony Brook	56	59	124	A	North Carolina	62	70
								88	H	Duquesne	62	81	130	H	Miami (OH)	71	80
													152	A	Cincinnati	53	69
													209	A	Penn St.	73	78
													213	H	Georgetown	56	66
													296	N	Ole Miss	58	50
													329	H	Central Conn. St.	81	73
													335	H	Fairleigh Dickinson	69	60
LAST 10 Division I																	
				152	A	Cincinnati	53	69	124	A	North Carolina	62	70				
				130	H	Miami (OH)	71	80	123	N	Ohio	50	72				
				87	H	Stony Brook	56	59	88	H	Duquesne	62	81				
				209	A	Penn St.	73	78	335	H	Fairleigh Dickinson	69	60				
				296	N	Ole Miss	58	50	213	H	Georgetown	56	66				

Non-Div I Games:

Pittsburgh

Average RPI Win:	251	WON-LOST	WINNING	LAST 10	STRENGTH OF	OPP. STRENGTH	TEAM	ADJ.	CONF.	ADJ CONF.
Average RPI Loss:	130	RECORD	PCT. RANK	GAMES	SCHEDULE	OF SCHEDULE	RPI	RPI	RPI	RPI
DIV. I ONLY	5- 5	164	5-5	171	258	174	174	11	11	
DIV. I NON-CONF.	5- 4	139	5-4	244	297	207	207	11	11	
TOTALS	RPI 1-25	RPI 26-50	W-L RECORDS	RPI 51-100	RPI 101-150	RPI 150+				
5- 5	0- 1	0- 0	OVERALL	0- 1	0- 1	5- 2				
2- 3	0- 0	0- 0	HOME	0- 1	0- 1	2- 1				
3- 2	0- 1	0- 0	AWAY	0- 0	0- 0	3- 1				
0- 0	0- 0	0- 0	NEUTRAL	0- 0	0- 0	0- 0				
5- 4	0- 0	0- 0	NON-CONFERENCE	0- 1	0- 1	5- 2				
2- 3	0- 0	0- 0	HOME	0- 1	0- 1	2- 1				
3- 1	0- 0	0- 0	AWAY	0- 0	0- 0	3- 1				
0- 0	0- 0	0- 0	NEUTRAL	0- 0	0- 0	0- 0				
0- 1	0- 1	0- 0	CONFERENCE	0- 0	0- 0	0- 0				
0- 0	0- 0	0- 0	HOME	0- 0	0- 0	0- 0				
0- 1	0- 1	0- 0	AWAY	0- 0	0- 0	0- 0				
0- 0	0- 0	0- 0	NEUTRAL	0- 0	0- 0	0- 0				

RPI 1-25				RPI 26-50				RPI 51-100				RPI 101+				Team's RPI: 174
RPI	S	Opponent	Score	RPI	S	Opponent	Score	RPI	S	Opponent	Score	RPI	S	Opponent	Score	
8	A	Gonzaga	57 62					90	H	Abilene Christian	69 76	120	H	Loyola Chicago	64 78	
												154	H	Fresno St.	75 64	
												184	H	Portland St.	71 77	
												235	A	Utah St.	70 64	
												246	A	CSUN	64 73	
												253	H	Grand Canyon	73 41	
												301	A	Weber St.	78 59	
												312	A	Air Force	72 56	
LAST 10 Division I																
184	H	Portland St.	71 77	8	A	Gonzaga	57 62									
253	H	Grand Canyon	73 41	246	A	CSUN	64 73									
120	H	Loyola Chicago	64 78	154	H	Fresno St.	75 64									
90	H	Abilene Christian	69 76	301	A	Weber St.	78 59									
312	A	Air Force	72 56	235	A	Utah St.	70 64									

Non-Div I Games: Warner Pacific 78 36 Willamette 82 42

Portland

Loss, Non-Conf, S Site, H Home A Away N Neutral

Average RPI Win:	246	WON-LOST	WINNING	LAST 10	STRENGTH OF	OPP. STRENGTH	TEAM	ADJ.	CONF.	ADJ CONF.
Average RPI Loss:	163	RECORD	PCT. RANK	GAMES	SCHEDULE	OF SCHEDULE	RPI	RPI	RPI	RPI
DIV. I ONLY	5- 6	196	5-5	222	245	184	184	20	20	
DIV. I NON-CONF.	5- 4	139	5-3	248	237	171	171	19	19	
TOTALS	RPI 1-25	RPI 26-50	W-L RECORDS	RPI 51-100	RPI 101-150	RPI 150+				
5- 6	0- 0	0- 0	OVERALL	0- 1	0- 3	5- 2				
2- 1	0- 0	0- 0	HOME	0- 0	0- 1	2- 0				
3- 4	0- 0	0- 0	AWAY	0- 1	0- 2	3- 1				
0- 1	0- 0	0- 0	NEUTRAL	0- 0	0- 0	0- 1				
5- 4	0- 0	0- 0	NON-CONFERENCE	0- 1	0- 1	5- 2				
2- 1	0- 0	0- 0	HOME	0- 0	0- 1	2- 0				
3- 2	0- 0	0- 0	AWAY	0- 1	0- 0	3- 1				
0- 1	0- 0	0- 0	NEUTRAL	0- 0	0- 0	0- 1				
0- 2	0- 0	0- 0	CONFERENCE	0- 0	0- 2	0- 0				
0- 0	0- 0	0- 0	HOME	0- 0	0- 0	0- 0				
0- 2	0- 0	0- 0	AWAY	0- 0	0- 2	0- 0				
0- 0	0- 0	0- 0	NEUTRAL	0- 0	0- 0	0- 0				

RPI S	Opponent	Score	RPI S	Opponent	Score	RPI S	Opponent	Score	RPI S	Opponent	Score	Team's RPI: 184
						74 A	Boise St.	57 82	122 H	Tennessee	61 88	
									135 A	Southern Utah	58 71	
									146 A	Northern Colo.	58 77	
									174 A	Portland	77 71	
									242 A	UC Davis	76 70	
									245 A	UMKC	69 87	
									253 H	Grand Canyon	69 46	
									254 A	UC Irvine	70 61	
									254 N	UC Irvine	75 83	
									307 H	Nevada	80 75	
LAST 10 Division I												
			146 A	Northern Colo.	58 77		135 A	Southern Utah	58 71			
			122 H	Tennessee	61 88		242 A	UC Davis	76 70			
			174 A	Portland	77 71		307 H	Nevada	80 75			
			253 H	Grand Canyon	69 46		254 N	UC Irvine	75 83			
			254 A	UC Irvine	70 61		245 A	UMKC	69 87			

Non-Div I Games: Multnomah 104 48

Portland St.

Prairie View

Through Games Of Dec. 31, 2019

Average RPI Win:	0	WON-LOST	WINNING	LAST 10	STRENGTH OF	OPP. STRENGTH	TEAM	ADJ.	CONF.	ADJ CONF.
Average RPI Loss:	123	RECORD	PCT. RANK	GAMES	SCHEDULE	OF SCHEDULE	RPI	RPI	RPI	RPI
DIV. I ONLY	0- 9	339	0-9	6	297	238	238	27	27	
DIV. I NON-CONF.	0- 9	338	0-9	7	295	237	237	27	27	
TOTALS	RPI 1-25	RPI 26-50	W-L RECORDS	RPI 51-100	RPI 101-150	RPI 150+				
0- 9	0- 1	0- 2	OVERALL	0- 1	0- 1	0- 4				
0- 1	0- 0	0- 0	HOME	0- 0	0- 0	0- 1				
0- 6	0- 1	0- 2	AWAY	0- 1	0- 0	0- 2				
0- 2	0- 0	0- 0	NEUTRAL	0- 0	0- 1	0- 1				
0- 9	0- 1	0- 2	NON-CONFERENCE	0- 1	0- 1	0- 4				
0- 1	0- 0	0- 0	HOME	0- 0	0- 0	0- 1				
0- 6	0- 1	0- 2	AWAY	0- 1	0- 0	0- 2				
0- 2	0- 0	0- 0	NEUTRAL	0- 0	0- 1	0- 1				
0- 0	0- 0	0- 0	CONFERENCE	0- 0	0- 0	0- 0				
0- 0	0- 0	0- 0	HOME	0- 0	0- 0	0- 0				
0- 0	0- 0	0- 0	AWAY	0- 0	0- 0	0- 0				
0- 0	0- 0	0- 0	NEUTRAL	0- 0	0- 0	0- 0				

RPI 1-25				RPI 26-50				RPI 51-100				RPI 101+ Team's RPI: 238			
RPI	S	Opponent	Score	RPI	S	Opponent	Score	RPI	S	Opponent	Score	RPI	S	Opponent	Score
12	A	Texas A&M	38 80	38	A	Oklahoma	48 94	96	A	Wisconsin	42 68	130	N	Miami (OH)	52 65
				46	A	Arizona	48 83					172	H	Florida	44 51
												181	A	Texas Tech	48 82
												215	A	Rice	55 77
												218	N	A&M-Corpus Christi	52 64
LAST 10 Division I															
181	A	Texas Tech	48 82	96	A	Wisconsin	42 68								
215	A	Rice	55 77	218	N	A&M-Corpus Christi	52 64								
172	H	Florida	44 51	130	N	Miami (OH)	52 65								
12	A	Texas A&M	38 80	38	A	Oklahoma	48 94								
46	A	Arizona	48 83												

Non-Div I Games:      Huston-Tillotson    79    60                      Wiley                      75    42                      Tex. A&M-Kingsville85    55

Prairie View

Loss, Non-Conf, S Site, H Home A Away N Neutral

Presbyterian

Through Games Of Dec. 31, 2019

Average RPI Win:	325	WON-LOST	WINNING	LAST 10	STRENGTH OF	OPP. STRENGTH	TEAM	ADJ.	CONF.	ADJ CONF.
Average RPI Loss:	200	RECORD	PCT. RANK	GAMES	SCHEDULE	OF SCHEDULE	RPI	RPI	RPI	RPI
DIV. I ONLY	2- 7	287	2-7	239	340	302	302	29	29	
DIV. I NON-CONF.	2- 5	260	2-5	200	330	267	267	28	28	
TOTALS	RPI 1-25	RPI 26-50	W-L RECORDS	RPI 51-100	RPI 101-150	RPI 150+				
2- 7	0- 0	0- 1	OVERALL	0- 0	0- 1	2- 5				
1- 1	0- 0	0- 0	HOME	0- 0	0- 0	1- 1				
1- 6	0- 0	0- 1	AWAY	0- 0	0- 1	1- 4				
0- 0	0- 0	0- 0	NEUTRAL	0- 0	0- 0	0- 0				
2- 5	0- 0	0- 1	NON-CONFERENCE	0- 0	0- 1	2- 3				
1- 1	0- 0	0- 0	HOME	0- 0	0- 0	1- 1				
1- 4	0- 0	0- 1	AWAY	0- 0	0- 1	1- 2				
0- 0	0- 0	0- 0	NEUTRAL	0- 0	0- 0	0- 0				
0- 2	0- 0	0- 0	CONFERENCE	0- 0	0- 0	0- 2				
0- 0	0- 0	0- 0	HOME	0- 0	0- 0	0- 0				
0- 2	0- 0	0- 0	AWAY	0- 0	0- 0	0- 2				
0- 0	0- 0	0- 0	NEUTRAL	0- 0	0- 0	0- 0				

RPI 1-25			RPI 26-50			RPI 51-100			RPI 101+			Team's RPI: 302
RPI	S	Opponent	Score	RPI	S	Opponent	Score	RPI	S	Opponent	Score	
				42	A	West Virginia	40 56					
								131	A	Illinois	52 71	
								172	A	Florida	46 60	
								258	A	Radford	42 54	
								263	A	UNC Asheville	39 54	
								264	A	Wofford	60 67	
								273	H	UNCW	60 70	
								300	H	Col. of Charleston	58 54	
								350	A	South Carolina St.	70 49	
LAST 10 Division I												
273	H	UNCW	60 70	258	A	Radford	42 54					
131	A	Illinois	52 71	263	A	UNC Asheville	39 54					
264	A	Wofford	60 67	42	A	West Virginia	40 56					
300	H	Col. of Charleston	58 54	350	A	South Carolina St.	70 49					
172	A	Florida	46 60									

Non-Div I Games: William Peace 72 35 Brevard 74 45

Presbyterian

Average RPI Win:	161	WON-LOST	WINNING	LAST 10	STRENGTH OF	OPP. STRENGTH	TEAM	ADJ.	CONF.	ADJ CONF.
Average RPI Loss:	16	RECORD	PCT. RANK	GAMES	SCHEDULE	OF SCHEDULE	RPI	RPI	RPI	RPI
DIV. I ONLY	12- 1	10	9-1	103	65	17	17	8	8	
DIV. I NON-CONF.	12- 1	10	9-1	98	64	15	15	8	8	
TOTALS	RPI 1-25	RPI 26-50	W-L RECORDS	RPI 51-100	RPI 101-150	RPI 150+				
12- 1	0- 1	2- 0	OVERALL	2- 0	2- 0	6- 0				
7- 0	0- 0	1- 0	HOME	0- 0	1- 0	5- 0				
5- 1	0- 1	1- 0	AWAY	2- 0	1- 0	1- 0				
0- 0	0- 0	0- 0	NEUTRAL	0- 0	0- 0	0- 0				
12- 1	0- 1	2- 0	NON-CONFERENCE	2- 0	2- 0	6- 0				
7- 0	0- 0	1- 0	HOME	0- 0	1- 0	5- 0				
5- 1	0- 1	1- 0	AWAY	2- 0	1- 0	1- 0				
0- 0	0- 0	0- 0	NEUTRAL	0- 0	0- 0	0- 0				
0- 0	0- 0	0- 0	CONFERENCE	0- 0	0- 0	0- 0				
0- 0	0- 0	0- 0	HOME	0- 0	0- 0	0- 0				
0- 0	0- 0	0- 0	AWAY	0- 0	0- 0	0- 0				
0- 0	0- 0	0- 0	NEUTRAL	0- 0	0- 0	0- 0				

RPI	S	Opponent	Score	RPI	S	Opponent	Score	RPI	S	Opponent	Score	RPI	S	Opponent	Score
16	A	Iowa	75 77	29	H	FGCU	67 53	64	A	Seton Hall	78 76	107	A	George Washington	75 50
				50	A	Saint Louis	66 50	72	A	Marist	62 50	113	H	Rider	80 47
												194	H	Monmouth	52 40
												201	A	Missouri	68 33
												209	H	Penn St.	72 55
												256	H	St. Francis Brooklyn	76 44
												306	H	New Hampshire	77 37
												327	H	Hartford	73 42
LAST 10 Division I															
				209	H	Penn St.	72 55	306	H	New Hampshire	77 37				
				327	H	Hartford	73 42	50	A	Saint Louis	66 50				
				72	A	Marist	62 50	201	A	Missouri	68 33				
				256	H	St. Francis Brooklyn	76 44	16	A	Iowa	75 77				
				194	H	Monmouth	52 40	29	H	FGCU	67 53				

Non-Div I Games:

Princeton

■ Loss, 
■ Non-Conf, S Site, 
■ Home 
■ Away 
N Neutral

Average RPI Win:	<b>223</b>	WON-LOST	WINNING	LAST 10	STRENGTH OF	OPP. STRENGTH	TEAM	ADJ.	CONF.	ADJ CONF.
Average RPI Loss:	<b>124</b>	RECORD	PCT. RANK	GAMES	SCHEDULE	OF SCHEDULE	RPI	RPI	RPI	RPI
DIV. I ONLY	<b>9- 5</b>	<b>99</b>	<b>6-4</b>	<b>233</b>	<b>195</b>	<b>102</b>	<b>102</b>	<b>6</b>	<b>6</b>	
DIV. I NON-CONF.	<b>9- 3</b>	<b>63</b>	<b>6-2</b>	<b>206</b>	<b>218</b>	<b>76</b>	<b>76</b>	<b>6</b>	<b>6</b>	
TOTALS	RPI 1-25	RPI 26-50	W-L RECORDS	RPI 51-100	RPI 101-150	RPI 150+				
9- 5	0- 0	0- 1	OVERALL	1- 2	0- 0	8- 2				
2- 0	0- 0	0- 0	HOME	1- 0	0- 0	1- 0				
5- 4	0- 0	0- 1	AWAY	0- 1	0- 0	5- 2				
2- 1	0- 0	0- 0	NEUTRAL	0- 1	0- 0	2- 0				
9- 3	0- 0	0- 1	NON-CONFERENCE	1- 1	0- 0	8- 1				
2- 0	0- 0	0- 0	HOME	1- 0	0- 0	1- 0				
5- 2	0- 0	0- 1	AWAY	0- 0	0- 0	5- 1				
2- 1	0- 0	0- 0	NEUTRAL	0- 1	0- 0	2- 0				
0- 2	0- 0	0- 0	CONFERENCE	0- 1	0- 0	0- 1				
0- 0	0- 0	0- 0	HOME	0- 0	0- 0	0- 0				
0- 2	0- 0	0- 0	AWAY	0- 1	0- 0	0- 1				
0- 0	0- 0	0- 0	NEUTRAL	0- 0	0- 0	0- 0				

RPI S	Opponent	Score	RPI S	Opponent	Score	RPI S	Opponent	Score	RPI S	Opponent	Score	Team's RPI: 102
48	A Yale	79 82	86	N Ball St.	51 52	157	A Massachusetts	72 63				
			95	A Villanova	49 51	176	A New Mexico	68 86				
			98	H Boston College	76 60	185	N Rhode Island	58 51				
						186	A Utah	67 60				
						194	A Monmouth	68 52				
						213	A Georgetown	53 62				
						261	H UMass Lowell	63 38				
						277	N LMU (CA)	48 45				
						322	A Bryant	76 32				
						327	A Hartford	75 57				
LAST 10 Division I												
86	N Ball St.	51 52	213	A Georgetown	53 62							
176	A New Mexico	68 86	95	A Villanova	49 51							
186	A Utah	67 60	277	N LMU (CA)	48 45							
185	N Rhode Island	58 51	261	H UMass Lowell	63 38							
322	A Bryant	76 32	194	A Monmouth	68 52							

Non-Div I Games:

Providence



Average RPI Win:	118	WON-LOST	WINNING	LAST 10	STRENGTH OF	OPP. STRENGTH	TEAM	ADJ.	CONF.	ADJ CONF.
Average RPI Loss:	14	RECORD	PCT. RANK	GAMES	SCHEDULE	OF SCHEDULE	RPI	RPI	RPI	RPI
DIV. I ONLY	11- 3	50	7-3	29	3	14	14	2	2	
DIV. I NON-CONF.	9- 3	63	5-3	35	11	18	18	2	2	
TOTALS	RPI 1-25	RPI 26-50	W-L RECORDS	RPI 51-100	RPI 101-150	RPI 150+				
11- 3	1- 2	2- 1	OVERALL	3- 0	1- 0	4- 0				
7- 0	0- 0	1- 0	HOME	2- 0	1- 0	3- 0				
2- 2	1- 1	0- 1	AWAY	0- 0	0- 0	1- 0				
2- 1	0- 1	1- 0	NEUTRAL	1- 0	0- 0	0- 0				
9- 3	0- 2	2- 1	NON-CONFERENCE	2- 0	1- 0	4- 0				
6- 0	0- 0	1- 0	HOME	1- 0	1- 0	3- 0				
1- 2	0- 1	0- 1	AWAY	0- 0	0- 0	1- 0				
2- 1	0- 1	1- 0	NEUTRAL	1- 0	0- 0	0- 0				
2- 0	1- 0	0- 0	CONFERENCE	1- 0	0- 0	0- 0				
1- 0	0- 0	0- 0	HOME	1- 0	0- 0	0- 0				
1- 0	1- 0	0- 0	AWAY	0- 0	0- 0	0- 0				
0- 0	0- 0	0- 0	NEUTRAL	0- 0	0- 0	0- 0				

RPI 1-25				Team's RPI: 14		RPI 26-50				RPI 51-100				RPI 101+							
RPI	S	Opponent	Score		RPI	S	Opponent	Score		RPI	S	Opponent	Score		RPI	S	Opponent	Score			
7	A	South Carolina	49	85	28	A	Virginia Tech	54	67	67	N	Arizona St.	59	52	119	H	Bowling Green	81	74		
8	N	Gonzaga	50	63	30	N	Drake	67	47	77	H	Kent St.	77	64	167	H	Northern Ill.	68	63		
18	A	Ohio St.	66	50	33	H	Western Ky.	67	50	96	H	Wisconsin	72	61	226	A	Chattanooga	66	34		
														229 H Western Ill. 66 59							
														232 H Milwaukee 68 55							
LAST 10 Division I																					
33	H	Western Ky.	67	50	96	H	Wisconsin	72	61												
7	A	South Carolina	49	85	18	A	Ohio St.	66	50												
77	H	Kent St.	77	64	119	H	Bowling Green	81	74												
28	A	Virginia Tech	54	67	67	N	Arizona St.	59	52												
8	N	Gonzaga	50	63	30	N	Drake	67	47												

Non-Div I Games:

Purdue

Average RPI Win:	326	WON-LOST	WINNING	LAST 10	STRENGTH OF	OPP. STRENGTH	TEAM	ADJ.	CONF.	ADJ CONF.
Average RPI Loss:	164	RECORD	PCT. RANK	GAMES	SCHEDULE	OF SCHEDULE	RPI	RPI	RPI	RPI
DIV. I ONLY	2- 9	303	1-9	236	279	323	323	17	17	
DIV. I NON-CONF.	2- 9	304	1-9	240	277	322	322	17	17	
TOTALS	RPI 1-25	RPI 26-50	W-L RECORDS	RPI 51-100	RPI 101-150	RPI 150+				
2- 9	0- 0	0- 0	OVERALL	0- 2	0- 1	2- 6				
2- 2	0- 0	0- 0	HOME	0- 1	0- 0	2- 1				
0- 4	0- 0	0- 0	AWAY	0- 0	0- 1	0- 3				
0- 3	0- 0	0- 0	NEUTRAL	0- 1	0- 0	0- 2				
2- 9	0- 0	0- 0	NON-CONFERENCE	0- 2	0- 1	2- 6				
2- 2	0- 0	0- 0	HOME	0- 1	0- 0	2- 1				
0- 4	0- 0	0- 0	AWAY	0- 0	0- 1	0- 3				
0- 3	0- 0	0- 0	NEUTRAL	0- 1	0- 0	0- 2				
0- 0	0- 0	0- 0	CONFERENCE	0- 0	0- 0	0- 0				
0- 0	0- 0	0- 0	HOME	0- 0	0- 0	0- 0				
0- 0	0- 0	0- 0	AWAY	0- 0	0- 0	0- 0				
0- 0	0- 0	0- 0	NEUTRAL	0- 0	0- 0	0- 0				

RPI 1-25			RPI 26-50			RPI 51-100			RPI 101+			Team's RPI: 323
RPI	S	Opponent	Score	RPI	S	Opponent	Score	RPI	S	Opponent	Score	
						77 N Kent St.	67 75	132 A Akron		53 64		
						86 H Ball St.	52 83	151 A Butler		58 85		
								153 H Southeast Mo. St.		48 58		
								181 N Texas Tech		48 82		
								194 N Monmouth		46 60		
								197 A Eastern Mich.		40 64		
								305 A SIUE		53 57		
								315 H UIC		61 50		
								337 H Evansville		67 64		
LAST 10 Division I												
305 A SIUE		53 57	151 A Butler		58 85							
194 N Monmouth		46 60	337 H Evansville		67 64							
181 N Texas Tech		48 82	197 A Eastern Mich.		40 64							
153 H Southeast Mo. St.		48 58	132 A Akron		53 64							
77 N Kent St.		67 75	86 H Ball St.		52 83							

Non-Div I Games: Heidelberg 82 55 Purdue Northwest 73 50

Purdue Fort Wayne

Loss, Non-Conf, S Site, H Home A Away N Neutral

Quinnipiac

Through Games Of Dec. 31, 2019

Average RPI Win:	199	WON-LOST	WINNING	LAST 10	STRENGTH OF	OPP. STRENGTH	TEAM	ADJ.	CONF.	ADJ CONF.
Average RPI Loss:	70	RECORD	PCT. RANK	GAMES	SCHEDULE	OF SCHEDULE	RPI	RPI	RPI	RPI
DIV. I ONLY	3- 6	239	3-6	72	75	180	180	24	24	
DIV. I NON-CONF.	3- 6	235	3-6	75	73	179	179	23	23	
TOTALS	RPI 1-25	RPI 26-50	W-L RECORDS	RPI 51-100	RPI 101-150	RPI 150+				
3- 6	0- 0	0- 2	OVERALL	1- 2	0- 2	2- 0				
2- 3	0- 0	0- 0	HOME	1- 1	0- 2	1- 0				
1- 3	0- 0	0- 2	AWAY	0- 1	0- 0	1- 0				
0- 0	0- 0	0- 0	NEUTRAL	0- 0	0- 0	0- 0				
3- 6	0- 0	0- 2	NON-CONFERENCE	1- 2	0- 2	2- 0				
2- 3	0- 0	0- 0	HOME	1- 1	0- 2	1- 0				
1- 3	0- 0	0- 2	AWAY	0- 1	0- 0	1- 0				
0- 0	0- 0	0- 0	NEUTRAL	0- 0	0- 0	0- 0				
0- 0	0- 0	0- 0	CONFERENCE	0- 0	0- 0	0- 0				
0- 0	0- 0	0- 0	HOME	0- 0	0- 0	0- 0				
0- 0	0- 0	0- 0	AWAY	0- 0	0- 0	0- 0				
0- 0	0- 0	0- 0	NEUTRAL	0- 0	0- 0	0- 0				

RPI 1-25				RPI 26-50				RPI 51-100				RPI 101+				Team's RPI: 180
RPI	S	Opponent	Score	RPI	S	Opponent	Score	RPI	S	Opponent	Score	RPI	S	Opponent	Score	
				26	A	Maryland	52 107	57	A	UCF	58 80	107	H	George Washington	67 78	
				48	A	Yale	59 63	73	H	Drexel	62 66	108	H	Harvard	68 77	
								84	H	Bucknell	76 69	185	H	Rhode Island	75 63	
												327	A	Hartford	87 50	
LAST 10 Division I																
				107	H	George Washington	67 78	327	A	Hartford	87 50					
				108	H	Harvard	68 77	185	H	Rhode Island	75 63					
				26	A	Maryland	52 107	57	A	UCF	58 80					
				84	H	Bucknell	76 69	73	H	Drexel	62 66					
				48	A	Yale	59 63									

Non-Div I Games:

Quinnipiac

Average RPI Win:	<b>297</b>	WON-LOST	WINNING	LAST 10	STRENGTH OF	OPP. STRENGTH	TEAM	ADJ.	CONF.	ADJ CONF.
Average RPI Loss:	<b>124</b>	RECORD	PCT. RANK	GAMES	SCHEDULE	OF SCHEDULE	RPI	RPI	RPI	RPI
DIV. I ONLY	<b>3- 7</b>	<b>255</b>	<b>3-7</b>	<b>263</b>	<b>115</b>	<b>258</b>	<b>258</b>	<b>29</b>	<b>29</b>	
DIV. I NON-CONF.	<b>2- 7</b>	<b>288</b>	<b>2-7</b>	<b>237</b>	<b>96</b>	<b>257</b>	<b>257</b>	<b>28</b>	<b>28</b>	
TOTALS	RPI 1-25	RPI 26-50	W-L RECORDS	RPI 51-100	RPI 101-150	RPI 150+				
3- 7	0- 1	0- 1	OVERALL	0- 2	0- 0	3- 3				
1- 2	0- 0	0- 0	HOME	0- 0	0- 0	1- 2				
2- 5	0- 1	0- 1	AWAY	0- 2	0- 0	2- 1				
0- 0	0- 0	0- 0	NEUTRAL	0- 0	0- 0	0- 0				
2- 7	0- 1	0- 1	NON-CONFERENCE	0- 2	0- 0	2- 3				
0- 2	0- 0	0- 0	HOME	0- 0	0- 0	0- 2				
2- 5	0- 1	0- 1	AWAY	0- 2	0- 0	2- 1				
0- 0	0- 0	0- 0	NEUTRAL	0- 0	0- 0	0- 0				
1- 0	0- 0	0- 0	CONFERENCE	0- 0	0- 0	1- 0				
1- 0	0- 0	0- 0	HOME	0- 0	0- 0	1- 0				
0- 0	0- 0	0- 0	AWAY	0- 0	0- 0	0- 0				
0- 0	0- 0	0- 0	NEUTRAL	0- 0	0- 0	0- 0				

RPI 1-25				RPI 26-50				RPI 51-100				RPI 101+ Team's RPI: 258			
RPI	S	Opponent	Score	RPI	S	Opponent	Score	RPI	S	Opponent	Score	RPI	S	Opponent	Score
18	A	Ohio St.	57 <b>70</b>	42	A	West Virginia	37 <b>74</b>	58	A	Vanderbilt	46 <b>80</b>	202	H	Mt. St. Mary's	58 <b>75</b>
								75	A	Alabama	51 <b>85</b>	204	H	American	55 <b>59</b>
												240	A	ETSU	67 43
												271	A	Morehead St.	62 <b>73</b>
												302	H	Presbyterian	54 42
												350	A	South Carolina St.	60 45
LAST 10 Division I															
271	A	Morehead St.	62 <b>73</b>	302	H	Presbyterian	54 42								
202	H	Mt. St. Mary's	58 <b>75</b>	75	A	Alabama	51 <b>85</b>								
240	A	ETSU	67 43	204	H	American	55 <b>59</b>								
42	A	West Virginia	37 <b>74</b>	18	A	Ohio St.	57 <b>70</b>								
350	A	South Carolina St.	60 45	58	A	Vanderbilt	46 <b>80</b>								

Non-Div I Games:

Radford

## Rhode Island

Through Games Of Dec. 31, 2019

Average RPI Win:	258	WON-LOST	WINNING	LAST 10	STRENGTH OF	OPP. STRENGTH	TEAM	ADJ.	CONF.	ADJ CONF.
Average RPI Loss:	126	RECORD	PCT. RANK	GAMES	SCHEDULE	OF SCHEDULE	RPI	RPI	RPI	RPI
DIV. I ONLY	7- 5	128	5-5	273	272	185	185	12	12	
DIV. I NON-CONF.	7- 5	130	5-5	276	271	182	182	12	12	
TOTALS	RPI 1-25	RPI 26-50	W-L RECORDS	RPI 51-100	RPI 101-150	RPI 150+				
7- 5	0- 0	0- 0	OVERALL	0- 1	1- 3	6- 1				
5- 0	0- 0	0- 0	HOME	0- 0	1- 0	4- 0				
1- 4	0- 0	0- 0	AWAY	0- 1	0- 2	1- 1				
1- 1	0- 0	0- 0	NEUTRAL	0- 0	0- 1	1- 0				
7- 5	0- 0	0- 0	NON-CONFERENCE	0- 1	1- 3	6- 1				
5- 0	0- 0	0- 0	HOME	0- 0	1- 0	4- 0				
1- 4	0- 0	0- 0	AWAY	0- 1	0- 2	1- 1				
1- 1	0- 0	0- 0	NEUTRAL	0- 0	0- 1	1- 0				
0- 0	0- 0	0- 0	CONFERENCE	0- 0	0- 0	0- 0				
0- 0	0- 0	0- 0	HOME	0- 0	0- 0	0- 0				
0- 0	0- 0	0- 0	AWAY	0- 0	0- 0	0- 0				
0- 0	0- 0	0- 0	NEUTRAL	0- 0	0- 0	0- 0				

RPI 1-25			RPI 26-50			RPI 51-100			RPI 101+			Team's RPI: 185
RPI	S	Opponent	Score	RPI	S	Opponent	Score	RPI	S	Opponent	Score	
						98 A Boston College	55 66			102 N Providence	51 58	
										108 A Harvard	58 61	
										116 H Holy Cross	73 58	
										141 A North Dakota	61 67	
										159 H Robert Morris	71 59	
										180 A Quinnipiac	63 75	
										276 N Brown	89 44	
										287 H Fairfield	74 41	
										290 H Vermont	77 74	
										327 A Hartford	68 56	
										348 H LIU Brooklyn	79 56	
LAST 10 Division I												
						276 N Brown	89 44			108 A Harvard	58 61	
						116 H Holy Cross	73 58			180 A Quinnipiac	63 75	
						287 H Fairfield	74 41			159 H Robert Morris	71 59	
						290 H Vermont	77 74			102 N Providence	51 58	
						98 A Boston College	55 66			141 A North Dakota	61 67	

Non-Div I Games:

Rhode Island

■ Loss, 
 ■ Non-Conf, 
 ■ S Site, 
 ■ H Home 
 ■ A Away 
 N Neutral

Average RPI Win:	255	WON-LOST	WINNING	LAST 10	STRENGTH OF	OPP. STRENGTH	TEAM	ADJ.	CONF.	ADJ CONF.
Average RPI Loss:	69	RECORD	PCT. RANK	GAMES	SCHEDULE	OF SCHEDULE	RPI	RPI	RPI	RPI
DIV. I ONLY	5- 6	196	4-6	256	9	215	215	14	14	
DIV. I NON-CONF.	5- 6	187	4-6	259	7	213	213	14	14	
TOTALS	RPI 1-25	RPI 26-50	W-L RECORDS	RPI 51-100	RPI 101-150	RPI 150+				
5- 6	0- 1	0- 3	OVERALL	0- 1	0- 0	5- 1				
4- 1	0- 1	0- 0	HOME	0- 0	0- 0	4- 0				
1- 3	0- 0	0- 1	AWAY	0- 1	0- 0	1- 1				
0- 2	0- 0	0- 2	NEUTRAL	0- 0	0- 0	0- 0				
5- 6	0- 1	0- 3	NON-CONFERENCE	0- 1	0- 0	5- 1				
4- 1	0- 1	0- 0	HOME	0- 0	0- 0	4- 0				
1- 3	0- 0	0- 1	AWAY	0- 1	0- 0	1- 1				
0- 2	0- 0	0- 2	NEUTRAL	0- 0	0- 0	0- 0				
0- 0	0- 0	0- 0	CONFERENCE	0- 0	0- 0	0- 0				
0- 0	0- 0	0- 0	HOME	0- 0	0- 0	0- 0				
0- 0	0- 0	0- 0	AWAY	0- 0	0- 0	0- 0				
0- 0	0- 0	0- 0	NEUTRAL	0- 0	0- 0	0- 0				

RPI 1-25				RPI 26-50				RPI 51-100				RPI 101+ Team's RPI: 215			
RPI	S	Opponent	Score	RPI	S	Opponent	Score	RPI	S	Opponent	Score	RPI	S	Opponent	Score
12	H	Texas A&M	61 62	28	N	Virginia Tech	45 54	65	A	Texas Southern	56 63	199	H	Little Rock	66 40
				32	N	Georgia Tech	52 54					237	A	SMU	43 55
				39	A	Oklahoma St.	38 69					238	H	Prairie View	77 55
												265	H	Nicholls St.	71 47
												272	H	Northern Ariz.	71 57
												303	A	McNeese	81 50
LAST 10 Division I															
272	H	Northern Ariz.	71 57	32	N	Georgia Tech	52 54								
303	A	McNeese	81 50	28	N	Virginia Tech	45 54								
39	A	Oklahoma St.	38 69	238	H	Prairie View	77 55								
12	H	Texas A&M	61 62	65	A	Texas Southern	56 63								
237	A	SMU	43 55	199	H	Little Rock	66 40								

Non-Div I Games:

Rice

■ Loss, 
 ■ Non-Conf, S Site, 
 ■ Home 
 ■ Away 
 N Neutral

Average RPI Win:	184	WON-LOST	WINNING	LAST 10	STRENGTH OF	OPP. STRENGTH	TEAM	ADJ.	CONF.	ADJ CONF.
Average RPI Loss:	106	RECORD	PCT. RANK	GAMES	SCHEDULE	OF SCHEDULE	RPI	RPI	RPI	RPI
DIV. I ONLY	7- 7	164	4-6	43	237	83	83	12	12	
DIV. I NON-CONF.	7- 7	163	4-6	44	241	87	87	12	12	
TOTALS	RPI 1-25	RPI 26-50	W-L RECORDS	RPI 51-100	RPI 101-150	RPI 150+				
7- 7	0- 0	0- 0	OVERALL	0- 4	2- 1	5- 2				
3- 1	0- 0	0- 0	HOME	0- 1	1- 0	2- 0				
4- 3	0- 0	0- 0	AWAY	0- 3	1- 0	3- 0				
0- 3	0- 0	0- 0	NEUTRAL	0- 0	0- 1	0- 2				
7- 7	0- 0	0- 0	NON-CONFERENCE	0- 4	2- 1	5- 2				
3- 1	0- 0	0- 0	HOME	0- 1	1- 0	2- 0				
4- 3	0- 0	0- 0	AWAY	0- 3	1- 0	3- 0				
0- 3	0- 0	0- 0	NEUTRAL	0- 0	0- 1	0- 2				
0- 0	0- 0	0- 0	CONFERENCE	0- 0	0- 0	0- 0				
0- 0	0- 0	0- 0	HOME	0- 0	0- 0	0- 0				
0- 0	0- 0	0- 0	AWAY	0- 0	0- 0	0- 0				
0- 0	0- 0	0- 0	NEUTRAL	0- 0	0- 0	0- 0				

RPI 1-25			RPI 26-50			RPI 51-100			Team's RPI: 83	RPI 101+		
RPI	S	Opponent	Score	RPI	S	Opponent	Score	RPI	S	Opponent	Score	
						52	A Old Dominion	51	73	105	N Bradley	57 61
						53	A Charlotte	59	78	114	A UNC Greensboro	70 62
						73	A Drexel	52	58	136	H William & Mary	76 73
						91	H Furman	69	70	160	A Coastal Caro.	79 67
										166	H Fla. Atlantic	57 55
										169	N Hampton	65 69
										202	N Mt. St. Mary's	67 75
										207	H Norfolk St.	77 69
										213	A Georgetown	51 49
										294	A UMES	64 52
LAST 10 Division I												
						91	H Furman	69	70	207	H Norfolk St.	77 69
						294	A UMES	64	52	169	N Hampton	65 69
						105	N Bradley	57	61	202	N Mt. St. Mary's	67 75
						160	A Coastal Caro.	79	67	52	A Old Dominion	51 73
						73	A Drexel	52	58	136	H William & Mary	76 73

Non-Div I Games:

Richmond

■ Loss, 
 ■ Non-Conf, 
 ■ S Site, 
 ■ H Home 
 ■ A Away 
 N Neutral

Average RPI Win:	230	WON-LOST	WINNING	LAST 10	STRENGTH OF	OPP. STRENGTH	TEAM	ADJ.	CONF.	ADJ CONF.
Average RPI Loss:	43	RECORD	PCT. RANK	GAMES	SCHEDULE	OF SCHEDULE	RPI	RPI	RPI	RPI
DIV. I ONLY	7- 2	51	7-2	317	27	113	113	24	24	
DIV. I NON-CONF.	7- 2	56	7-2	317	27	110	110	23	23	
TOTALS	RPI 1-25	RPI 26-50	W-L RECORDS	RPI 51-100	RPI 101-150	RPI 150+				
7- 2	0- 1	0- 0	OVERALL	0- 1	0- 0	7- 0				
3- 0	0- 0	0- 0	HOME	0- 0	0- 0	3- 0				
3- 1	0- 1	0- 0	AWAY	0- 0	0- 0	3- 0				
1- 1	0- 0	0- 0	NEUTRAL	0- 1	0- 0	1- 0				
7- 2	0- 1	0- 0	NON-CONFERENCE	0- 1	0- 0	7- 0				
3- 0	0- 0	0- 0	HOME	0- 0	0- 0	3- 0				
3- 1	0- 1	0- 0	AWAY	0- 0	0- 0	3- 0				
1- 1	0- 0	0- 0	NEUTRAL	0- 1	0- 0	1- 0				
0- 0	0- 0	0- 0	CONFERENCE	0- 0	0- 0	0- 0				
0- 0	0- 0	0- 0	HOME	0- 0	0- 0	0- 0				
0- 0	0- 0	0- 0	AWAY	0- 0	0- 0	0- 0				
0- 0	0- 0	0- 0	NEUTRAL	0- 0	0- 0	0- 0				

RPI 1-25				RPI 26-50				RPI 51-100				RPI 101+ Team's RPI: 113			
RPI	S	Opponent	Score	RPI	S	Opponent	Score	RPI	S	Opponent	Score	RPI	S	Opponent	Score
17	A	Princeton	47 80					69	N	North Florida	70 80	189	H	La Salle	70 43
												206	H	Wagner	77 63
												209	A	Penn St.	78 70
												213	A	Georgetown	65 64
												231	A	Delaware St.	71 69
												243	H	Xavier	64 57
												319	N	Lipscomb	81 76
LAST 10 Division I															
				69	N	North Florida	70 80	231	A	Delaware St.	71 69				
				319	N	Lipscomb	81 76	206	H	Wagner	77 63				
				243	H	Xavier	64 57	213	A	Georgetown	65 64				
				209	A	Penn St.	78 70	189	H	La Salle	70 43				
				17	A	Princeton	47 80								

Non-Div I Games:

Rider



Average RPI Win:	<b>199</b>	WON-LOST	WINNING	LAST 10	STRENGTH OF	OPP. STRENGTH	TEAM	ADJ.	CONF.	ADJ CONF.
Average RPI Loss:	<b>110</b>	RECORD	PCT. RANK	GAMES	SCHEDULE	OF SCHEDULE	RPI	RPI	RPI	RPI
DIV. I ONLY	<b>4- 6</b>	<b>216</b>	<b>4-6</b>	<b>114</b>	<b>148</b>	<b>159</b>	<b>159</b>	<b>31</b>	<b>31</b>	
DIV. I NON-CONF.	<b>4- 6</b>	<b>212</b>	<b>4-6</b>	<b>110</b>	<b>153</b>	<b>164</b>	<b>164</b>	<b>31</b>	<b>31</b>	
TOTALS	RPI 1-25	RPI 26-50	W-L RECORDS	RPI 51-100	RPI 101-150	RPI 150+				
4- 6	0- 1	0- 1	OVERALL	0- 1	0- 1	4- 2				
2- 2	0- 0	0- 0	HOME	0- 0	0- 1	2- 1				
2- 4	0- 1	0- 1	AWAY	0- 1	0- 0	2- 1				
0- 0	0- 0	0- 0	NEUTRAL	0- 0	0- 0	0- 0				
4- 6	0- 1	0- 1	NON-CONFERENCE	0- 1	0- 1	4- 2				
2- 2	0- 0	0- 0	HOME	0- 0	0- 1	2- 1				
2- 4	0- 1	0- 1	AWAY	0- 1	0- 0	2- 1				
0- 0	0- 0	0- 0	NEUTRAL	0- 0	0- 0	0- 0				
0- 0	0- 0	0- 0	CONFERENCE	0- 0	0- 0	0- 0				
0- 0	0- 0	0- 0	HOME	0- 0	0- 0	0- 0				
0- 0	0- 0	0- 0	AWAY	0- 0	0- 0	0- 0				
0- 0	0- 0	0- 0	NEUTRAL	0- 0	0- 0	0- 0				

RPI 1-25				RPI 26-50				RPI 51-100				RPI 101+ Team's RPI: 159			
RPI	S	Opponent	Score	RPI	S	Opponent	Score	RPI	S	Opponent	Score	RPI	S	Opponent	Score
22	A	TCU	61 <b>66</b>	36	A	James Madison	32 <b>59</b>	77	A	Kent St.	81 <b>82</b>	148	H	Columbia	59 <b>61</b>
												155	H	Youngstown St.	58 43
												185	A	Rhode Island	59 <b>71</b>
												189	A	La Salle	71 68
												193	H	Delaware	62 <b>73</b>
												207	A	Norfolk St.	69 62
												243	H	Xavier	71 57
LAST 10 Division I															
		77	A	Kent St.	81	<b>82</b>	36	A	James Madison	32	<b>59</b>				
		148	H	Columbia	59	<b>61</b>	207	A	Norfolk St.	69	62				
		155	H	Youngstown St.	58	43	185	A	Rhode Island	59	<b>71</b>				
		189	A	La Salle	71	68	193	H	Delaware	62	<b>73</b>				
		22	A	TCU	61	<b>66</b>	243	H	Xavier	71	57				

Non-Div I Games: Pitt.-Johnstown 63 30

Robert Morris

■ Loss, 
 ■ Non-Conf, 
 ■ S Site, 
 ■ H Home 
 ■ A Away 
 N Neutral

Average RPI Win:	179	WON-LOST	WINNING	LAST 10	STRENGTH OF	OPP. STRENGTH	TEAM	ADJ.	CONF.	ADJ CONF.
Average RPI Loss:	25	RECORD	PCT. RANK	GAMES	SCHEDULE	OF SCHEDULE	RPI	RPI	RPI	RPI
DIV. I ONLY	11- 2	28	8-2	145	43	45	45	2	2	
DIV. I NON-CONF.	10- 1	19	7-1	225	70	41	41	2	2	
TOTALS	RPI 1-25	RPI 26-50	W-L RECORDS	RPI 51-100	RPI 101-150	RPI 150+				
11- 2	1- 1	1- 1	OVERALL	2- 0	1- 0	6- 0				
7- 1	1- 1	0- 0	HOME	0- 0	1- 0	5- 0				
2- 1	0- 0	0- 1	AWAY	1- 0	0- 0	1- 0				
2- 0	0- 0	1- 0	NEUTRAL	1- 0	0- 0	0- 0				
10- 1	1- 0	1- 1	NON-CONFERENCE	1- 0	1- 0	6- 0				
7- 0	1- 0	0- 0	HOME	0- 0	1- 0	5- 0				
1- 1	0- 0	0- 1	AWAY	0- 0	0- 0	1- 0				
2- 0	0- 0	1- 0	NEUTRAL	1- 0	0- 0	0- 0				
1- 1	0- 1	0- 0	CONFERENCE	1- 0	0- 0	0- 0				
0- 1	0- 1	0- 0	HOME	0- 0	0- 0	0- 0				
1- 0	0- 0	0- 0	AWAY	1- 0	0- 0	0- 0				
0- 0	0- 0	0- 0	NEUTRAL	0- 0	0- 0	0- 0				

RPI 1-25				RPI 26-50				Team's RPI: 45				RPI 51-100				RPI 101+			
RPI	S	Opponent	Score	RPI	S	Opponent	Score	RPI	S	Opponent	Score	RPI	S	Opponent	Score	RPI	S	Opponent	Score
9	H	Indiana	56 66	32	N	Georgia Tech	46 43	58	N	Vanderbilt	62 56	108	H	Harvard	74 46				
23	H	Virginia	73 63	40	A	LSU	58 64	96	A	Wisconsin	64 61	234	H	Niagara	87 37				
												248	H	Southern U.	78 58				
												252	H	Towson	67 53				
												259	A	South Alabama	77 56				
												325	H	Marshall	66 41				
												330	H	Coppin St.	107 33				
LAST 10 Division I																			
23	H	Virginia	73 63	9	H	Indiana	56 66												
32	N	Georgia Tech	46 43	96	A	Wisconsin	64 61												
58	N	Vanderbilt	62 56	325	H	Marshall	66 41												
40	A	LSU	58 64	248	H	Southern U.	78 58												
108	H	Harvard	74 46	252	H	Towson	67 53												

Non-Div I Games:

Rutgers

■ Loss, 
 ■ Non-Conf, S Site, 
 ■ Home 
 ■ Away 
 N Neutral

Average RPI Win:	280	WON-LOST	WINNING	LAST 10	STRENGTH OF	OPP. STRENGTH	TEAM	ADJ.	CONF.	ADJ CONF.
Average RPI Loss:	48	RECORD	PCT. RANK	GAMES	SCHEDULE	OF SCHEDULE	RPI	RPI	RPI	RPI
DIV. I ONLY	6- 2	63	6-2	308	145	138	138	26	26	
DIV. I NON-CONF.	4- 2	89	4-2	232	170	120	120	24	24	
TOTALS	RPI 1-25	RPI 26-50	W-L RECORDS	RPI 51-100	RPI 101-150	RPI 150+				
6- 2	0- 0	0- 1	OVERALL	0- 1	0- 0	6- 0				
2- 1	0- 0	0- 0	HOME	0- 1	0- 0	2- 0				
3- 1	0- 0	0- 1	AWAY	0- 0	0- 0	3- 0				
1- 0	0- 0	0- 0	NEUTRAL	0- 0	0- 0	1- 0				
4- 2	0- 0	0- 1	NON-CONFERENCE	0- 1	0- 0	4- 0				
1- 1	0- 0	0- 0	HOME	0- 1	0- 0	1- 0				
2- 1	0- 0	0- 1	AWAY	0- 0	0- 0	2- 0				
1- 0	0- 0	0- 0	NEUTRAL	0- 0	0- 0	1- 0				
2- 0	0- 0	0- 0	CONFERENCE	0- 0	0- 0	2- 0				
1- 0	0- 0	0- 0	HOME	0- 0	0- 0	1- 0				
1- 0	0- 0	0- 0	AWAY	0- 0	0- 0	1- 0				
0- 0	0- 0	0- 0	NEUTRAL	0- 0	0- 0	0- 0				

RPI	S	Opponent	Score	RPI	S	Opponent	Score	RPI	S	Opponent	Score	RPI	S	Opponent	Score	Team's RPI: 138
38	A	Oklahoma	62 75	57	H	UCF	57 63	210	A	Tulsa	67 63	260	A	Houston Baptist	59 42	
								280	N	UC Santa Barbara	67 56	303	H	McNeese	82 51	
								307	A	Nevada	80 65	320	H	Alcorn	67 62	
LAST 10 Division I																
57	H	UCF	57 63	303	H	McNeese	82 51									
320	H	Alcorn	67 62	260	A	Houston Baptist	59 42									
210	A	Tulsa	67 63	307	A	Nevada	80 65									
				280	N	UC Santa Barbara	67 56									
				38	A	Oklahoma	62 75									

Non-Div I Games: LSU-Shreveport 75 32 Our Lady of the Lake 75 Cent. Christian (KS) 46

SFA

Loss, Non-Conf, S Site, H Home A Away N Neutral

SIUE										
Average RPI Win:	330	WON-LOST	WINNING	LAST 10	STRENGTH OF	OPP. STRENGTH	TEAM	ADJ.	CONF.	ADJ CONF.
Average RPI Loss:	143	RECORD	PCT. RANK	GAMES	SCHEDULE	OF SCHEDULE	RPI	RPI	RPI	RPI
DIV. I ONLY	2- 8	295	2-8	166	277	305	305	19	19	
DIV. I NON-CONF.	2- 8	295	2-8	165	276	307	307	20	20	
-----										
TOTALS	RPI 1-25	RPI 26-50	W-L RECORDS	RPI 51-100	RPI 101-150	RPI 150+				
2- 8	0- 0	0- 1	OVERALL	0- 3	0- 1	2- 3				
2- 3	0- 0	0- 1	HOME	0- 1	0- 1	2- 0				
0- 4	0- 0	0- 0	AWAY	0- 2	0- 0	0- 2				
0- 1	0- 0	0- 0	NEUTRAL	0- 0	0- 0	0- 1				
2- 8	0- 0	0- 1	NON-CONFERENCE	0- 3	0- 1	2- 3				
2- 3	0- 0	0- 1	HOME	0- 1	0- 1	2- 0				
0- 4	0- 0	0- 0	AWAY	0- 2	0- 0	0- 2				
0- 1	0- 0	0- 0	NEUTRAL	0- 0	0- 0	0- 1				
0- 0	0- 0	0- 0	CONFERENCE	0- 0	0- 0	0- 0				
0- 0	0- 0	0- 0	HOME	0- 0	0- 0	0- 0				
0- 0	0- 0	0- 0	AWAY	0- 0	0- 0	0- 0				
0- 0	0- 0	0- 0	NEUTRAL	0- 0	0- 0	0- 0				

RPI 1-25				RPI 26-50				RPI 51-100				RPI 101+				Team's RPI: 305	
RPI	S	Opponent	Score	RPI	S	Opponent	Score	RPI	S	Opponent	Score	RPI	S	Opponent	Score		
				50	H	Saint Louis	35 68	66	A	Illinois St.	53 74	120	H	Loyola Chicago	50 63		
								76	H	Southern Ill.	67 103	201	A	Missouri	51 68		
								81	A	Nebraska	49 63	233	N	North Ala.	67 85		
												318	A	Georgia St.	73 74		
												323	H	Purdue Fort Wayne	57 53		
												337	H	Evansville	85 74		
LAST 10 Division I																	
				318	A	Georgia St.	73 74	66	A	Illinois St.	53 74						
				233	N	North Ala.	67 85	120	H	Loyola Chicago	50 63						
				81	A	Nebraska	49 63	323	H	Purdue Fort Wayne	57 53						
				337	H	Evansville	85 74	201	A	Missouri	51 68						
				76	H	Southern Ill.	67 103	50	H	Saint Louis	35 68						

Non-Div I Games: Quincy

65 70

SIUE

■ Loss, 
 ■ Non-Conf, 
 ■ S Site, 
 ■ H Home 
 ■ A Away 
 N Neutral

SMU				STRENGTH OF SCHEDULE	OPP. STRENGTH OF SCHEDULE	TEAM RPI	ADJ. RPI	CONF. RPI	ADJ CONF. RPI
Average RPI Win:	235	WON-LOST RECORD	WINNING PCT. RANK						
Average RPI Loss:	116		LAST 10 GAMES						
DIV. I ONLY	6- 6	164	4-6	217	173	237	237	9	9
DIV. I NON-CONF.	6- 6	163	4-6	216	175	235	235	9	9
-----									
TOTALS	RPI 1-25	RPI 26-50	W-L RECORDS	RPI 51-100	RPI 101-150	RPI 150+			
6- 6	0- 1	0- 0	OVERALL	0- 1	1- 2	5- 2			
5- 4	0- 1	0- 0	HOME	0- 0	1- 1	4- 2			
0- 2	0- 0	0- 0	AWAY	0- 1	0- 1	0- 0			
1- 0	0- 0	0- 0	NEUTRAL	0- 0	0- 0	1- 0			
6- 6	0- 1	0- 0	NON-CONFERENCE	0- 1	1- 2	5- 2			
5- 4	0- 1	0- 0	HOME	0- 0	1- 1	4- 2			
0- 2	0- 0	0- 0	AWAY	0- 1	0- 1	0- 0			
1- 0	0- 0	0- 0	NEUTRAL	0- 0	0- 0	1- 0			
0- 0	0- 0	0- 0	CONFERENCE	0- 0	0- 0	0- 0			
0- 0	0- 0	0- 0	HOME	0- 0	0- 0	0- 0			
0- 0	0- 0	0- 0	AWAY	0- 0	0- 0	0- 0			
0- 0	0- 0	0- 0	NEUTRAL	0- 0	0- 0	0- 0			

RPI 1-25				RPI 26-50				RPI 51-100				RPI 101+ Team's RPI: 237			
RPI	S	Opponent	Score	RPI	S	Opponent	Score	RPI	S	Opponent	Score	RPI	S	Opponent	Score
22	H	TCU	56 57					82	A	Pacific	49 77	111	A	UT Arlington	46 51
												141	H	North Dakota	66 51
												146	H	Northern Colo.	52 61
												164	H	Wright St.	61 69
												170	H	George Mason	58 59
												215	H	Rice	55 43
												246	N	CSUN	68 58
												251	H	UTEP	60 56
												254	H	UC Irvine	59 56
												303	H	McNeese	81 60
-----															
LAST 10 Division I															
170	H	George Mason	58 59	111	A	UT Arlington	46 51								
254	H	UC Irvine	59 56	251	H	UTEP	60 56								
246	N	CSUN	68 58	141	H	North Dakota	66 51								
22	H	TCU	56 57	164	H	Wright St.	61 69								
146	H	Northern Colo.	52 61	82	A	Pacific	49 77								

Non-Div I Games:

SMU

## Sacramento St.

Through Games Of Dec. 31, 2019

Average RPI Win:	0	WON-LOST	WINNING	LAST 10	STRENGTH OF	OPP. STRENGTH	TEAM	ADJ.	CONF.	ADJ CONF.
Average RPI Loss:	211	RECORD	PCT. RANK	GAMES	SCHEDULE	OF SCHEDULE	RPI	RPI	RPI	RPI
DIV. I ONLY	0- 9	339	0-9	309	253	347	347	20	20	
DIV. I NON-CONF.	0- 7	338	0-7	316	281	348	348	19	19	
TOTALS	RPI 1-25	RPI 26-50	W-L RECORDS	RPI 51-100	RPI 101-150	RPI 150+				
0- 9	0- 1	0- 0	OVERALL	0- 0	0- 1	0- 7				
0- 3	0- 1	0- 0	HOME	0- 0	0- 1	0- 1				
0- 6	0- 0	0- 0	AWAY	0- 0	0- 0	0- 6				
0- 0	0- 0	0- 0	NEUTRAL	0- 0	0- 0	0- 0				
0- 7	0- 1	0- 0	NON-CONFERENCE	0- 0	0- 0	0- 6				
0- 1	0- 1	0- 0	HOME	0- 0	0- 0	0- 0				
0- 6	0- 0	0- 0	AWAY	0- 0	0- 0	0- 6				
0- 0	0- 0	0- 0	NEUTRAL	0- 0	0- 0	0- 0				
0- 2	0- 0	0- 0	CONFERENCE	0- 0	0- 1	0- 1				
0- 2	0- 0	0- 0	HOME	0- 0	0- 1	0- 1				
0- 0	0- 0	0- 0	AWAY	0- 0	0- 0	0- 0				
0- 0	0- 0	0- 0	NEUTRAL	0- 0	0- 0	0- 0				

RPI 1-25				RPI 26-50				RPI 51-100				RPI 101+				Team's RPI: 347
RPI	S	Opponent	Score	RPI	S	Opponent	Score	RPI	S	Opponent	Score	RPI	S	Opponent	Score	
18	H	Ohio St.	74 104									139	H	Montana St.	48 85	
												162	H	Montana	60 64	
												163	A	San Francisco	82 87	
												222	A	San Jose St.	67 73	
												242	A	UC Davis	75 77	
												307	A	Nevada	72 83	
												321	A	Cal Poly	43 62	
												326	A	Seattle U	84 88	
LAST 10 Division I																
162	H	Montana	60 64	18	H	Ohio St.	74 104	163	A	San Francisco	82 87	326	A	Seattle U	84 88	
139	H	Montana St.	48 85	242	A	UC Davis	75 77	321	A	Cal Poly	43 62					
222	A	San Jose St.	67 73													
307	A	Nevada	72 83													

Non-Div I Games: Cal Maritime 86 55 Pacific Union 94 35

Sacramento St.

Loss, Non-Conf, S Site, H Home A Away N Neutral

## Sacred Heart

Through Games Of Dec. 31, 2019

Average RPI Win:	330	WON-LOST	WINNING	LAST 10	STRENGTH OF	OPP. STRENGTH	TEAM	ADJ.	CONF.	ADJ CONF.
Average RPI Loss:	127	RECORD	PCT. RANK	GAMES	SCHEDULE	OF SCHEDULE	RPI	RPI	RPI	RPI
DIV. I ONLY	2- 8	295	2-8	168	225	286	286	31	31	
DIV. I NON-CONF.	2- 8	295	2-8	166	229	290	290	31	31	
TOTALS	RPI 1-25	RPI 26-50	W-L RECORDS	RPI 51-100	RPI 101-150	RPI 150+				
2- 8	0- 0	0- 1	OVERALL	0- 3	0- 2	2- 2				
1- 1	0- 0	0- 0	HOME	0- 0	0- 1	1- 0				
0- 6	0- 0	0- 1	AWAY	0- 2	0- 1	0- 2				
1- 1	0- 0	0- 0	NEUTRAL	0- 1	0- 0	1- 0				
2- 8	0- 0	0- 1	NON-CONFERENCE	0- 3	0- 2	2- 2				
1- 1	0- 0	0- 0	HOME	0- 0	0- 1	1- 0				
0- 6	0- 0	0- 1	AWAY	0- 2	0- 1	0- 2				
1- 1	0- 0	0- 0	NEUTRAL	0- 1	0- 0	1- 0				
0- 0	0- 0	0- 0	CONFERENCE	0- 0	0- 0	0- 0				
0- 0	0- 0	0- 0	HOME	0- 0	0- 0	0- 0				
0- 0	0- 0	0- 0	AWAY	0- 0	0- 0	0- 0				
0- 0	0- 0	0- 0	NEUTRAL	0- 0	0- 0	0- 0				

RPI 1-25				RPI 26-50				RPI 51-100				RPI 101+ Team's RPI: 286			
RPI	S	Opponent	Score	RPI	S	Opponent	Score	RPI	S	Opponent	Score	RPI	S	Opponent	Score
				48	A	Yale	40 87	64	A	Seton Hall	69 95	116	H	Holy Cross	52 65
								81	N	Nebraska	49 72	133	A	Saint Joseph's	44 71
								87	A	Stony Brook	50 54	209	A	Penn St.	65 88
												274	A	Siena	57 68
												328	H	Hofstra	71 44
												332	N	Detroit Mercy	66 60
LAST 10 Division I															
				209	A	Penn St.	65 88	133	A	Saint Joseph's	44 71				
				48	A	Yale	40 87	81	N	Nebraska	49 72				
				116	H	Holy Cross	52 65	332	N	Detroit Mercy	66 60				
				328	H	Hofstra	71 44	87	A	Stony Brook	50 54				
				64	A	Seton Hall	69 95	274	A	Siena	57 68				

Non-Div I Games: Bridgeport 77 63

Sacred Heart

Loss, Non-Conf, S Site, H Home A Away N Neutral

## Saint Francis (PA)

Through Games Of Dec. 31, 2019

Average RPI Win:	260	WON-LOST	WINNING	LAST 10	STRENGTH OF	OPP. STRENGTH	TEAM	ADJ.	CONF.	ADJ CONF.
Average RPI Loss:	104	RECORD	PCT. RANK	GAMES	SCHEDULE	OF SCHEDULE	RPI	RPI	RPI	RPI
DIV. I ONLY	2- 9	303	2-8	51	182	211	211	31	31	
DIV. I NON-CONF.	2- 9	304	2-8	50	182	211	211	31	31	
TOTALS	RPI 1-25	RPI 26-50	W-L RECORDS	RPI 51-100	RPI 101-150	RPI 150+				
2- 9	0- 0	0- 3	OVERALL	0- 2	0- 2	2- 2				
0- 3	0- 0	0- 0	HOME	0- 1	0- 1	0- 1				
1- 5	0- 0	0- 2	AWAY	0- 1	0- 1	1- 1				
1- 1	0- 0	0- 1	NEUTRAL	0- 0	0- 0	1- 0				
2- 9	0- 0	0- 3	NON-CONFERENCE	0- 2	0- 2	2- 2				
0- 3	0- 0	0- 0	HOME	0- 1	0- 1	0- 1				
1- 5	0- 0	0- 2	AWAY	0- 1	0- 1	1- 1				
1- 1	0- 0	0- 1	NEUTRAL	0- 0	0- 0	1- 0				
0- 0	0- 0	0- 0	CONFERENCE	0- 0	0- 0	0- 0				
0- 0	0- 0	0- 0	HOME	0- 0	0- 0	0- 0				
0- 0	0- 0	0- 0	AWAY	0- 0	0- 0	0- 0				
0- 0	0- 0	0- 0	NEUTRAL	0- 0	0- 0	0- 0				

RPI 1-25				RPI 26-50				RPI 51-100				RPI 101+				Team's RPI: 211	
RPI	S	Opponent	Score	RPI	S	Opponent	Score	RPI	S	Opponent	Score	RPI	S	Opponent	Score		
				28	A	Virginia Tech	41 105	84	H	Bucknell	46 70	109	H	Liberty	52 71		
				29	N	FGCU	64 97	88	A	Duquesne	69 72	128	A	South Fla.	23 62		
				42	A	West Virginia	45 74					155	H	Youngstown St.	46 56		
												230	N	Stetson	78 73		
												271	A	Morehead St.	54 65		
												290	A	Vermont	73 69		
LAST 10 Division I																	
				84	H	Bucknell	46 70	155	H	Youngstown St.	46 56						
				109	H	Liberty	52 71	290	A	Vermont	73 69						
				88	A	Duquesne	69 72	128	A	South Fla.	23 62						
				230	N	Stetson	78 73	29	N	FGCU	64 97						
				42	A	West Virginia	45 74	271	A	Morehead St.	54 65						

Non-Div I Games:

Saint Francis (PA)

■ Loss, 
 ■ Non-Conf, 
 ■ S Site, 
 ■ H Home 
 ■ A Away 
 N Neutral



## Saint Joseph's

Through Games Of Dec. 31, 2019

Average RPI Win:	180	WON-LOST	WINNING	LAST 10	STRENGTH OF	OPP. STRENGTH	TEAM	ADJ.	CONF.	ADJ CONF.
Average RPI Loss:	85	RECORD	PCT. RANK	GAMES	SCHEDULE	OF SCHEDULE	RPI	RPI	RPI	RPI
DIV. I ONLY	6- 6	164	4-6	71	157	133	133	12	12	
DIV. I NON-CONF.	6- 6	163	4-6	74	161	138	138	12	12	
TOTALS	RPI 1-25	RPI 26-50	W-L RECORDS	RPI 51-100	RPI 101-150	RPI 150+				
6- 6	0- 0	0- 0	OVERALL	1- 5	2- 1	3- 0				
4- 2	0- 0	0- 0	HOME	1- 2	0- 0	3- 0				
1- 2	0- 0	0- 0	AWAY	0- 1	1- 1	0- 0				
1- 2	0- 0	0- 0	NEUTRAL	0- 2	1- 0	0- 0				
6- 6	0- 0	0- 0	NON-CONFERENCE	1- 5	2- 1	3- 0				
4- 2	0- 0	0- 0	HOME	1- 2	0- 0	3- 0				
1- 2	0- 0	0- 0	AWAY	0- 1	1- 1	0- 0				
1- 2	0- 0	0- 0	NEUTRAL	0- 2	1- 0	0- 0				
0- 0	0- 0	0- 0	CONFERENCE	0- 0	0- 0	0- 0				
0- 0	0- 0	0- 0	HOME	0- 0	0- 0	0- 0				
0- 0	0- 0	0- 0	AWAY	0- 0	0- 0	0- 0				
0- 0	0- 0	0- 0	NEUTRAL	0- 0	0- 0	0- 0				

RPI 1-25			RPI 26-50			RPI 51-100			RPI 101+			Team's RPI: 133
RPI	S	Opponent	Score	RPI	S	Opponent	Score	RPI	S	Opponent	Score	
						64 N Seton Hall	39 55	108 N Harvard		63 39		
						68 H Temple	67 63	110 A Auburn		62 66		
						73 H Drexel	52 62	148 A Columbia		71 57		
						78 H Penn	45 55	204 H American		72 51		
						91 N Furman	48 63	267 H Navy		49 40		
						95 A Villanova	44 60	286 H Sacred Heart		71 44		
LAST 10 Division I												
						267 H Navy	49 40	95 A Villanova		44 60		
						91 N Furman	48 63	286 H Sacred Heart		71 44		
						108 N Harvard	63 39	73 H Drexel		52 62		
						78 H Penn	45 55	204 H American		72 51		
						64 N Seton Hall	39 55	110 A Auburn		62 66		

Non-Div I Games:

Saint Joseph's

■ Loss, 
 ■ Non-Conf, 
 ■ S Site, 
 ■ H Home 
 ■ A Away 
 N Neutral

## Saint Louis

Through Games Of Dec. 31, 2019

Average RPI Win:	175	WON-LOST	WINNING	LAST 10	STRENGTH OF	OPP. STRENGTH	TEAM	ADJ.	CONF.	ADJ CONF.
Average RPI Loss:	79	RECORD	PCT. RANK	GAMES	SCHEDULE	OF SCHEDULE	RPI	RPI	RPI	RPI
DIV. I ONLY	8- 5	112	5-5	26	198	50	50	12	12	
DIV. I NON-CONF.	8- 5	117	5-5	28	194	49	49	12	12	
TOTALS	RPI 1-25	RPI 26-50	W-L RECORDS	RPI 51-100	RPI 101-150	RPI 150+				
8- 5	0- 1	0- 1	OVERALL	2- 2	1- 0	5- 1				
4- 2	0- 1	0- 1	HOME	2- 0	1- 0	1- 0				
4- 3	0- 0	0- 0	AWAY	0- 2	0- 0	4- 1				
0- 0	0- 0	0- 0	NEUTRAL	0- 0	0- 0	0- 0				
8- 5	0- 1	0- 1	NON-CONFERENCE	2- 2	1- 0	5- 1				
4- 2	0- 1	0- 1	HOME	2- 0	1- 0	1- 0				
4- 3	0- 0	0- 0	AWAY	0- 2	0- 0	4- 1				
0- 0	0- 0	0- 0	NEUTRAL	0- 0	0- 0	0- 0				
0- 0	0- 0	0- 0	CONFERENCE	0- 0	0- 0	0- 0				
0- 0	0- 0	0- 0	HOME	0- 0	0- 0	0- 0				
0- 0	0- 0	0- 0	AWAY	0- 0	0- 0	0- 0				
0- 0	0- 0	0- 0	NEUTRAL	0- 0	0- 0	0- 0				

RPI 1-25				RPI 26-50				Team's RPI: 50	RPI 51-100				RPI 101+			
RPI	S	Opponent	Score	RPI	S	Opponent	Score		RPI	S	Opponent	Score	RPI	S	Opponent	Score
17	H	Princeton	50 66	41	H	Kansas	60 68		58	A	Vanderbilt	50 62	126	H	UT Martin	56 50
									66	H	Illinois St.	61 56	152	A	Cincinnati	60 50
									70	H	Colgate	61 51	153	H	Southeast Mo. St.	76 61
									76	A	Southern Ill.	53 61	201	A	Missouri	58 83
													236	A	Northern Ky.	67 42
													289	A	Indiana St.	55 53
													305	A	SIUE	68 35
LAST 10 Division I																
289	A	Indiana St.	55 53	66	H	Illinois St.	61 56		201	A	Missouri	58 83				
41	H	Kansas	60 68						153	H	Southeast Mo. St.	76 61				
17	H	Princeton	50 66						76	A	Southern Ill.	53 61				
305	A	SIUE	68 35						70	H	Colgate	61 51				
58	A	Vanderbilt	50 62													

Non-Div I Games:

Saint Louis

■ Loss, 
 ■ Non-Conf, 
 ■ S Site, 
 ■ H Home 
 ■ A Away 
 N Neutral

## Saint Mary's (CA)

Through Games Of Dec. 31, 2019

Average RPI Win:	203	WON-LOST	WINNING	LAST 10	STRENGTH OF	OPP. STRENGTH	TEAM	ADJ.	CONF.	ADJ CONF.
Average RPI Loss:	106	RECORD	PCT. RANK	GAMES	SCHEDULE	OF SCHEDULE	RPI	RPI	RPI	RPI
DIV. I ONLY	7- 6	157	6-4	68	178	99	99	11	11	
DIV. I NON-CONF.	5- 6	187	4-4	65	210	154	154	11	11	
TOTALS	RPI 1-25	RPI 26-50	W-L RECORDS	RPI 51-100	RPI 101-150	RPI 150+				
7- 6	0- 1	1- 2	OVERALL	0- 1	1- 0	5- 2				
4- 2	0- 1	1- 1	HOME	0- 0	0- 0	3- 0				
2- 4	0- 0	0- 1	AWAY	0- 1	1- 0	1- 2				
1- 0	0- 0	0- 0	NEUTRAL	0- 0	0- 0	1- 0				
5- 6	0- 1	1- 2	NON-CONFERENCE	0- 1	0- 0	4- 2				
4- 2	0- 1	1- 1	HOME	0- 0	0- 0	3- 0				
0- 4	0- 0	0- 1	AWAY	0- 1	0- 0	0- 2				
1- 0	0- 0	0- 0	NEUTRAL	0- 0	0- 0	1- 0				
2- 0	0- 0	0- 0	CONFERENCE	0- 0	1- 0	1- 0				
0- 0	0- 0	0- 0	HOME	0- 0	0- 0	0- 0				
2- 0	0- 0	0- 0	AWAY	0- 0	1- 0	1- 0				
0- 0	0- 0	0- 0	NEUTRAL	0- 0	0- 0	0- 0				

RPI 1-25				RPI 26-50				RPI 51-100 Team's RPI: 99				RPI 101+			
RPI	S	Opponent	Score	RPI	S	Opponent	Score	RPI	S	Opponent	Score	RPI	S	Opponent	Score
20	H	NC State	70 87	33	H	Western Ky.	80 73	57	A	UCF	58 67	106	A	Santa Clara	95 87
				37	H	Marquette	63 77					163	A	San Francisco	86 79
				41	A	Kansas	81 86					173	A	Wyoming	67 69
												242	H	UC Davis	83 74
												275	N	St. Bonaventure	72 57
												280	H	UC Santa Barbara	64 43
												307	A	Nevada	72 78
												321	H	Cal Poly	84 67
LAST 10 Division I															
106	A	Santa Clara	95 87	57	A	UCF	58 67								
163	A	San Francisco	86 79	41	A	Kansas	81 86								
275	N	St. Bonaventure	72 57	321	H	Cal Poly	84 67								
20	H	NC State	70 87	33	H	Western Ky.	80 73								
242	H	UC Davis	83 74	37	H	Marquette	63 77								

Non-Div I Games:

Saint Mary's (CA)

■ Loss, 
 ■ Non-Conf, S Site, 
 ■ Home 
 ■ Away 
 N Neutral

## Saint Peter's

Through Games Of Dec. 31, 2019

Average RPI Win:	321	WON-LOST	WINNING	LAST 10	STRENGTH OF	OPP. STRENGTH	TEAM	ADJ.	CONF.	ADJ CONF.
Average RPI Loss:	221	RECORD	PCT. RANK	GAMES	SCHEDULE	OF SCHEDULE	RPI	RPI	RPI	RPI
DIV. I ONLY	3- 6	239	3-6	350	219	341	341	24	24	
DIV. I NON-CONF.	3- 6	235	3-6	350	220	341	341	23	23	
TOTALS	RPI 1-25	RPI 26-50	W-L RECORDS	RPI 51-100	RPI 101-150	RPI 150+				
3- 6	0- 0	0- 0	OVERALL	0- 1	0- 0	3- 5				
1- 2	0- 0	0- 0	HOME	0- 1	0- 0	1- 1				
2- 4	0- 0	0- 0	AWAY	0- 0	0- 0	2- 4				
0- 0	0- 0	0- 0	NEUTRAL	0- 0	0- 0	0- 0				
3- 6	0- 0	0- 0	NON-CONFERENCE	0- 1	0- 0	3- 5				
1- 2	0- 0	0- 0	HOME	0- 1	0- 0	1- 1				
2- 4	0- 0	0- 0	AWAY	0- 0	0- 0	2- 4				
0- 0	0- 0	0- 0	NEUTRAL	0- 0	0- 0	0- 0				
0- 0	0- 0	0- 0	CONFERENCE	0- 0	0- 0	0- 0				
0- 0	0- 0	0- 0	HOME	0- 0	0- 0	0- 0				
0- 0	0- 0	0- 0	AWAY	0- 0	0- 0	0- 0				
0- 0	0- 0	0- 0	NEUTRAL	0- 0	0- 0	0- 0				

RPI 1-25				RPI 26-50				RPI 51-100				RPI 101+				Team's RPI: 341	
RPI	S	Opponent	Score	RPI	S	Opponent	Score	RPI	S	Opponent	Score	RPI	S	Opponent	Score		
								79	H	Lehigh	71	80	168	A	Howard	80	92
												206	A	Wagner	89	90	
												231	A	Delaware St.	66	89	
												285	H	Morgan St.	78	77	
												304	A	NJIT	73	76	
												330	A	Coppin St.	82	57	
												335	H	Fairleigh Dickinson	71	77	
												348	A	LIU Brooklyn	89	74	
LAST 10 Division I																	
								79	H	Lehigh	71	80	304	A	NJIT	73	76
								335	H	Fairleigh Dickinson	71	77	285	H	Morgan St.	78	77
								231	A	Delaware St.	66	89	168	A	Howard	80	92
								348	A	LIU Brooklyn	89	74	330	A	Coppin St.	82	57
													206	A	Wagner	89	90

Non-Div I Games:

Saint Peter's

■ Loss, 
 ■ Non-Conf, 
 ■ S Site, 
 ■ H Home 
 ■ A Away 
 N Neutral

Average RPI Win:	256	WON-LOST	WINNING	LAST 10	STRENGTH OF	OPP. STRENGTH	TEAM	ADJ.	CONF.	ADJ CONF.
Average RPI Loss:	182	RECORD	PCT. RANK	GAMES	SCHEDULE	OF SCHEDULE	RPI	RPI	RPI	RPI
DIV. I ONLY	4- 4	164	4-4	283	227	165	165	26	26	
DIV. I NON-CONF.	2- 4	235	2-4	168	296	192	192	24	24	
TOTALS	RPI 1-25	RPI 26-50	W-L RECORDS	RPI 51-100	RPI 101-150	RPI 150+				
4- 4	0- 0	0- 1	OVERALL	0- 0	0- 0	4- 3				
1- 0	0- 0	0- 0	HOME	0- 0	0- 0	1- 0				
3- 4	0- 0	0- 1	AWAY	0- 0	0- 0	3- 3				
0- 0	0- 0	0- 0	NEUTRAL	0- 0	0- 0	0- 0				
2- 4	0- 0	0- 1	NON-CONFERENCE	0- 0	0- 0	2- 3				
1- 0	0- 0	0- 0	HOME	0- 0	0- 0	1- 0				
1- 4	0- 0	0- 1	AWAY	0- 0	0- 0	1- 3				
0- 0	0- 0	0- 0	NEUTRAL	0- 0	0- 0	0- 0				
2- 0	0- 0	0- 0	CONFERENCE	0- 0	0- 0	2- 0				
0- 0	0- 0	0- 0	HOME	0- 0	0- 0	0- 0				
2- 0	0- 0	0- 0	AWAY	0- 0	0- 0	2- 0				
0- 0	0- 0	0- 0	NEUTRAL	0- 0	0- 0	0- 0				

RPI 1-25			RPI 26-50			RPI 51-100			RPI 101+			Team's RPI: 165
RPI	S	Opponent	Score	RPI	S	Opponent	Score	RPI	S	Opponent	Score	
				38	A	Oklahoma	71 95					
								161	A	New Orleans	78 46	
								181	A	Texas Tech	57 99	
								190	H	Louisiana	77 73	
								212	A	Oral Roberts	41 64	
								296	A	Ole Miss	69 75	
								333	A	Northwestern St.	79 69	
								339	A	UTSA	81 77	
LAST 10 Division I												
				161	A	New Orleans	78 46					
				333	A	Northwestern St.	79 69					
				38	A	Oklahoma	71 95					
				339	A	UTSA	81 77					
				212	A	Oral Roberts	41 64					
				296	A	Ole Miss	69 75					
				181	A	Texas Tech	57 99					
				190	H	Louisiana	77 73					

Non-Div I Games: Jarvis Christian 114 46 Howard Payne 91 49 Wiley 102 52

Sam Houston St.

Loss, Non-Conf, S Site, H Home A Away N Neutral

Average RPI Win:	261	WON-LOST	WINNING	LAST 10	STRENGTH OF	OPP. STRENGTH	TEAM	ADJ.	CONF.	ADJ CONF.
Average RPI Loss:	108	RECORD	PCT. RANK	GAMES	SCHEDULE	OF SCHEDULE	RPI	RPI	RPI	RPI
DIV. I ONLY	4- 10	264	4-6	49	276	156	156	21	21	
DIV. I NON-CONF.	4- 10	260	4-6	47	275	159	159	21	21	
TOTALS	RPI 1-25	RPI 26-50	W-L RECORDS	RPI 51-100	RPI 101-150	RPI 150+				
4- 10	0- 2	0- 1	OVERALL	0- 1	0- 3	4- 3				
0- 3	0- 0	0- 1	HOME	0- 1	0- 0	0- 1				
3- 7	0- 2	0- 0	AWAY	0- 0	0- 3	3- 2				
1- 0	0- 0	0- 0	NEUTRAL	0- 0	0- 0	1- 0				
4- 10	0- 2	0- 1	NON-CONFERENCE	0- 1	0- 3	4- 3				
0- 3	0- 0	0- 1	HOME	0- 1	0- 0	0- 1				
3- 7	0- 2	0- 0	AWAY	0- 0	0- 3	3- 2				
1- 0	0- 0	0- 0	NEUTRAL	0- 0	0- 0	1- 0				
0- 0	0- 0	0- 0	CONFERENCE	0- 0	0- 0	0- 0				
0- 0	0- 0	0- 0	HOME	0- 0	0- 0	0- 0				
0- 0	0- 0	0- 0	AWAY	0- 0	0- 0	0- 0				
0- 0	0- 0	0- 0	NEUTRAL	0- 0	0- 0	0- 0				

RPI 1-25				RPI 26-50				RPI 51-100				RPI 101+ Team's RPI: 156			
RPI	S	Opponent	Score	RPI	S	Opponent	Score	RPI	S	Opponent	Score	RPI	S	Opponent	Score
6	A	Florida St.	59 88	33	H	Western Ky.	84 88	56	H	Troy	65 74	125	A	UAB	69 76
25	A	Kentucky	49 79									126	A	UT Martin	75 80
												127	A	Fordham	37 68
												172	A	Florida	48 84
												188	A	Murray St.	84 56
												191	A	Kennesaw St.	55 60
												221	H	Tennessee Tech	57 72
												233	A	North Ala.	79 63
												295	A	Alabama St.	83 48
												328	N	Hofstra	65 45
LAST 10 Division I															
127	A	Fordham	37 68	328	N	Hofstra	65 45								
188	A	Murray St.	84 56	295	A	Alabama St.	83 48								
33	H	Western Ky.	84 88	233	A	North Ala.	79 63								
25	A	Kentucky	49 79	221	H	Tennessee Tech	57 72								
125	A	UAB	69 76	126	A	UT Martin	75 80								

Non-Div I Games: Montevallo 81 60

Samford

■ Loss, 
 ■ Non-Conf, 
 ■ S Site, 
 ■ H Home 
 ■ A Away 
 N Neutral

## San Diego

Through Games Of Dec. 31, 2019

Average RPI Win:	265	WON-LOST	WINNING	LAST 10	STRENGTH OF	OPP. STRENGTH	TEAM	ADJ.	CONF.	ADJ CONF.
Average RPI Loss:	181	RECORD	PCT. RANK	GAMES	SCHEDULE	OF SCHEDULE	RPI	RPI	RPI	RPI
DIV. I ONLY	6- 6	164	4-6	180	337	214	214	11	11	
DIV. I NON-CONF.	5- 5	163	3-5	123	340	199	199	11	11	
TOTALS	RPI 1-25	RPI 26-50	W-L RECORDS	RPI 51-100	RPI 101-150	RPI 150+				
6- 6	0- 0	0- 0	OVERALL	0- 1	0- 1	6- 4				
3- 4	0- 0	0- 0	HOME	0- 1	0- 1	3- 2				
3- 2	0- 0	0- 0	AWAY	0- 0	0- 0	3- 2				
0- 0	0- 0	0- 0	NEUTRAL	0- 0	0- 0	0- 0				
5- 5	0- 0	0- 0	NON-CONFERENCE	0- 1	0- 1	5- 3				
3- 4	0- 0	0- 0	HOME	0- 1	0- 1	3- 2				
2- 1	0- 0	0- 0	AWAY	0- 0	0- 0	2- 1				
0- 0	0- 0	0- 0	NEUTRAL	0- 0	0- 0	0- 0				
1- 1	0- 0	0- 0	CONFERENCE	0- 0	0- 0	1- 1				
0- 0	0- 0	0- 0	HOME	0- 0	0- 0	0- 0				
1- 1	0- 0	0- 0	AWAY	0- 0	0- 0	1- 1				
0- 0	0- 0	0- 0	NEUTRAL	0- 0	0- 0	0- 0				

RPI 1-25			RPI 26-50			RPI 51-100			RPI 101+			Team's RPI: 214
RPI	S	Opponent	Score	RPI	S	Opponent	Score	RPI	S	Opponent	Score	
						100 H Washington	47 65			112 H Idaho	32 65	
										181 H Texas Tech	60 64	
										194 H Monmouth	57 49	
										203 H Cal St. Fullerton	67 72	
										222 A San Jose St.	82 88	
										246 H CSUN	59 40	
										252 H Towson	81 67	
										270 A Pepperdine	57 73	
										277 A LMU (CA)	67 59	
										308 A San Diego St.	70 47	
										312 A Air Force	70 59	
LAST 10 Division I												
						270 A Pepperdine	57 73			277 A LMU (CA)	67 59	
						246 H CSUN	59 40			112 H Idaho	32 65	
						100 H Washington	47 65			181 H Texas Tech	60 64	
						308 A San Diego St.	70 47			194 H Monmouth	57 49	
						203 H Cal St. Fullerton	67 72			222 A San Jose St.	82 88	

Non-Div I Games: Biola 81 28

San Diego

Loss, Non-Conf, S Site, H Home A Away N Neutral

Average RPI Win:	269	WON-LOST	WINNING	LAST 10	STRENGTH OF	OPP. STRENGTH	TEAM	ADJ.	CONF.	ADJ CONF.
Average RPI Loss:	200	RECORD	PCT. RANK	GAMES	SCHEDULE	OF SCHEDULE	RPI	RPI	RPI	RPI
DIV. I ONLY	5- 8	225	4-6	314	266	308	308	23	23	
DIV. I NON-CONF.	4- 7	225	3-5	321	244	316	316	25	25	
TOTALS	RPI 1-25	RPI 26-50	W-L RECORDS	RPI 51-100	RPI 101-150	RPI 150+				
5- 8	0- 0	0- 0	OVERALL	0- 1	0- 1	5- 6				
3- 5	0- 0	0- 0	HOME	0- 1	0- 0	3- 4				
2- 3	0- 0	0- 0	AWAY	0- 0	0- 1	2- 2				
0- 0	0- 0	0- 0	NEUTRAL	0- 0	0- 0	0- 0				
4- 7	0- 0	0- 0	NON-CONFERENCE	0- 1	0- 1	4- 5				
2- 5	0- 0	0- 0	HOME	0- 1	0- 0	2- 4				
2- 2	0- 0	0- 0	AWAY	0- 0	0- 1	2- 1				
0- 0	0- 0	0- 0	NEUTRAL	0- 0	0- 0	0- 0				
1- 1	0- 0	0- 0	CONFERENCE	0- 0	0- 0	1- 1				
1- 0	0- 0	0- 0	HOME	0- 0	0- 0	1- 0				
0- 1	0- 0	0- 0	AWAY	0- 0	0- 0	0- 1				
0- 0	0- 0	0- 0	NEUTRAL	0- 0	0- 0	0- 0				

RPI 1-25				RPI 26-50				RPI 51-100				RPI 101+				Team's RPI: 308	
RPI	S	Opponent	Score	RPI	S	Opponent	Score	RPI	S	Opponent	Score	RPI	S	Opponent	Score		
								60	H	California	48	74	147	A	Hawaii	58	61
												192	H	Alabama A&M	53	61	
												203	H	Cal St. Fullerton	55	45	
												214	H	San Diego	47	70	
												222	A	San Jose St.	67	84	
												239	H	Arkansas St.	62	71	
												246	H	CSUN	69	74	
												250	A	California Baptist	80	68	
												252	H	Towson	80	72	
												280	A	UC Santa Barbara	52	64	
												288	H	Colorado St.	59	49	
												351	A	Incarnate Word	57	48	
LAST 10 Division I																	
351	A	Incarnate Word	57	48	246	H	CSUN	69	74								
250	A	California Baptist	80	68	239	H	Arkansas St.	62	71								
214	H	San Diego	47	70	280	A	UC Santa Barbara	52	64								
222	A	San Jose St.	67	84	60	H	California	48	74								
288	H	Colorado St.	59	49	203	H	Cal St. Fullerton	55	45								

Non-Div I Games: Westcliff 77 56

San Diego St.

■ Loss, 
 ■ Non-Conf, 
 ■ S Site, 
 ■ H Home 
 ■ A Away 
 N Neutral



## San Francisco

Through Games Of Dec. 31, 2019

Average RPI Win:	204	WON-LOST	WINNING	LAST 10	STRENGTH OF	OPP. STRENGTH	TEAM	ADJ.	CONF.	ADJ CONF.
Average RPI Loss:	94	RECORD	PCT. RANK	GAMES	SCHEDULE	OF SCHEDULE	RPI	RPI	RPI	RPI
DIV. I ONLY	7- 7	164	5-5	134	127	163	163	11	11	
DIV. I NON-CONF.	7- 5	130	5-3	137	136	126	126	11	11	
TOTALS	RPI 1-25	RPI 26-50	W-L RECORDS	RPI 51-100	RPI 101-150	RPI 150+				
7- 7	0- 2	0- 0	OVERALL	0- 3	3- 1	4- 1				
3- 4	0- 1	0- 0	HOME	0- 2	0- 1	3- 0				
1- 2	0- 0	0- 0	AWAY	0- 1	1- 0	0- 1				
3- 1	0- 1	0- 0	NEUTRAL	0- 0	2- 0	1- 0				
7- 5	0- 2	0- 0	NON-CONFERENCE	0- 1	3- 1	4- 1				
3- 2	0- 1	0- 0	HOME	0- 0	0- 1	3- 0				
1- 2	0- 0	0- 0	AWAY	0- 1	1- 0	0- 1				
3- 1	0- 1	0- 0	NEUTRAL	0- 0	2- 0	1- 0				
0- 2	0- 0	0- 0	CONFERENCE	0- 2	0- 0	0- 0				
0- 2	0- 0	0- 0	HOME	0- 2	0- 0	0- 0				
0- 0	0- 0	0- 0	AWAY	0- 0	0- 0	0- 0				
0- 0	0- 0	0- 0	NEUTRAL	0- 0	0- 0	0- 0				

RPI 1-25				RPI 26-50				RPI 51-100				RPI 101+ Team's RPI: 163			
RPI	S	Opponent	Score	RPI	S	Opponent	Score	RPI	S	Opponent	Score	RPI	S	Opponent	Score
5	H	Stanford	71 97					82	H	Pacific	61 84	112	H	Idaho	60 66
19	N	Mississippi St.	38 73					99	H	Saint Mary's (CA)	79 86	115	N	Houston	80 57
								100	A	Washington	54 73	119	N	Bowling Green	64 56
												146	A	Northern Colo.	90 83
												203	H	Cal St. Fullerton	71 63
												242	A	UC Davis	67 79
												246	H	CSUN	79 61
												254	N	UC Irvine	68 61
												347	H	Sacramento St.	87 82
LAST 10 Division I															
		99	H	Saint Mary's (CA)	79	86		82	H	Pacific	61	84			
		254	N	UC Irvine	68	61		115	N	Houston	80	57			
		100	A	Washington	54	73		119	N	Bowling Green	64	56			
		347	H	Sacramento St.	87	82		19	N	Mississippi St.	38	73			
		203	H	Cal St. Fullerton	71	63		242	A	UC Davis	67	79			

Non-Div I Games:

San Francisco

■ Loss, 
 ■ Non-Conf, 
 ■ S Site, 
 ■ H Home 
 ■ A Away 
 N Neutral

Average RPI Win:	250	WON-LOST	WINNING	LAST 10	STRENGTH OF	OPP. STRENGTH	TEAM	ADJ.	CONF.	ADJ CONF.
Average RPI Loss:	169	RECORD	PCT. RANK	GAMES	SCHEDULE	OF SCHEDULE	RPI	RPI	RPI	RPI
DIV. I ONLY	7- 5	128	6-4	321	171	222	222	23	23	
DIV. I NON-CONF.	5- 5	163	4-4	327	137	269	269	25	25	
TOTALS	RPI 1-25	RPI 26-50	W-L RECORDS	RPI 51-100	RPI 101-150	RPI 150+				
7- 5	0- 0	0- 0	OVERALL	1- 1	0- 2	6- 2				
5- 0	0- 0	0- 0	HOME	1- 0	0- 0	4- 0				
2- 3	0- 0	0- 0	AWAY	0- 0	0- 2	2- 1				
0- 2	0- 0	0- 0	NEUTRAL	0- 1	0- 0	0- 1				
5- 5	0- 0	0- 0	NON-CONFERENCE	1- 1	0- 2	4- 2				
4- 0	0- 0	0- 0	HOME	1- 0	0- 0	3- 0				
1- 3	0- 0	0- 0	AWAY	0- 0	0- 2	1- 1				
0- 2	0- 0	0- 0	NEUTRAL	0- 1	0- 0	0- 1				
2- 0	0- 0	0- 0	CONFERENCE	0- 0	0- 0	2- 0				
1- 0	0- 0	0- 0	HOME	0- 0	0- 0	1- 0				
1- 0	0- 0	0- 0	AWAY	0- 0	0- 0	1- 0				
0- 0	0- 0	0- 0	NEUTRAL	0- 0	0- 0	0- 0				

RPI 1-25			RPI 26-50			RPI 51-100			RPI 101+			Team's RPI: 222
RPI	S	Opponent	Score	RPI	S	Opponent	Score	RPI	S	Opponent	Score	
						71 H Buffalo	95 88	106 A Santa Clara		81 89		
						97 N BYU	56 75	118 A CSU Bakersfield		71 75		
								214 H San Diego		88 82		
								235 A Utah St.		76 61		
								254 A UC Irvine		77 79		
								272 N Northern Ariz.		64 67		
								280 A UC Santa Barbara		73 70		
								297 H Eastern Wash.		84 66		
								308 H San Diego St.		84 67		
								347 H Sacramento St.		73 67		
LAST 10 Division I												
						97 N BYU	56 75	272 N Northern Ariz.		64 67		
						308 H San Diego St.	84 67	71 H Buffalo		95 88		
						235 A Utah St.	76 61	347 H Sacramento St.		73 67		
						118 A CSU Bakersfield	71 75	280 A UC Santa Barbara		73 70		
						214 H San Diego	88 82	106 A Santa Clara		81 89		

Non-Div I Games: La Verne 128 62

San Jose St.

Santa Clara

Through Games Of Dec. 31, 2019

Average RPI Win:	185	WON-LOST	WINNING	LAST 10	STRENGTH OF	OPP. STRENGTH	TEAM	ADJ.	CONF.	ADJ CONF.
Average RPI Loss:	107	RECORD	PCT. RANK	GAMES	SCHEDULE	OF SCHEDULE	RPI	RPI	RPI	RPI
DIV. I ONLY	6- 6	164	5-5	61	175	106	106	11	11	
DIV. I NON-CONF.	5- 5	163	4-4	66	207	96	96	11	11	
TOTALS	RPI 1-25	RPI 26-50	W-L RECORDS	RPI 51-100	RPI 101-150	RPI 150+				
6- 6	0- 1	0- 1	OVERALL	1- 2	0- 0	5- 2				
3- 2	0- 0	0- 0	HOME	1- 1	0- 0	2- 1				
2- 3	0- 1	0- 1	AWAY	0- 1	0- 0	2- 0				
1- 1	0- 0	0- 0	NEUTRAL	0- 0	0- 0	1- 1				
5- 5	0- 1	0- 1	NON-CONFERENCE	0- 1	0- 0	5- 2				
2- 1	0- 0	0- 0	HOME	0- 0	0- 0	2- 1				
2- 3	0- 1	0- 1	AWAY	0- 1	0- 0	2- 0				
1- 1	0- 0	0- 0	NEUTRAL	0- 0	0- 0	1- 1				
1- 1	0- 0	0- 0	CONFERENCE	1- 1	0- 0	0- 0				
1- 1	0- 0	0- 0	HOME	1- 1	0- 0	0- 0				
0- 0	0- 0	0- 0	AWAY	0- 0	0- 0	0- 0				
0- 0	0- 0	0- 0	NEUTRAL	0- 0	0- 0	0- 0				

RPI 1-25				RPI 26-50				RPI 51-100				RPI 101+ Team's RPI: 106			
RPI	S	Opponent	Score	RPI	S	Opponent	Score	RPI	S	Opponent	Score	RPI	S	Opponent	Score
2	A	Missouri St.	64 71	46	A	Arizona	52 65	60	A	California	65 69	154	H	Fresno St.	90 66
								82	H	Pacific	75 65	162	N	Montana	68 58
								99	H	Saint Mary's (CA)	87 95	193	N	Delaware	80 81
												222	H	San Jose St.	89 81
												242	A	UC Davis	62 61
												244	H	Long Beach St.	46 54
												246	A	CSUN	76 55
LAST 10 Division I															
		82	H	Pacific			75 65			99	H	Saint Mary's (CA)			87 95
		154	H	Fresno St.			90 66			193	N	Delaware			80 81
		246	A	CSUN			76 55			162	N	Montana			68 58
		60	A	California			65 69			2	A	Missouri St.			64 71
		244	H	Long Beach St.			46 54			242	A	UC Davis			62 61

Non-Div I Games: UC Santa Cruz 109 51

Santa Clara

Loss, Non-Conf, S Site, H Home A Away N Neutral

Average RPI Win:	304	WON-LOST	WINNING	LAST 10	STRENGTH OF	OPP. STRENGTH	TEAM	ADJ.	CONF.	ADJ CONF.
Average RPI Loss:	186	RECORD	PCT. RANK	GAMES	SCHEDULE	OF SCHEDULE	RPI	RPI	RPI	RPI
DIV. I ONLY	3- 7	255	3-7	330	269	326	326	32	32	
DIV. I NON-CONF.	3- 7	253	3-7	331	268	326	326	32	32	
TOTALS	RPI 1-25	RPI 26-50	W-L RECORDS	RPI 51-100	RPI 101-150	RPI 150+				
3- 7	0- 0	0- 0	OVERALL	0- 1	0- 2	3- 4				
2- 2	0- 0	0- 0	HOME	0- 0	0- 2	2- 0				
1- 5	0- 0	0- 0	AWAY	0- 1	0- 0	1- 4				
0- 0	0- 0	0- 0	NEUTRAL	0- 0	0- 0	0- 0				
3- 7	0- 0	0- 0	NON-CONFERENCE	0- 1	0- 2	3- 4				
2- 2	0- 0	0- 0	HOME	0- 0	0- 2	2- 0				
1- 5	0- 0	0- 0	AWAY	0- 1	0- 0	1- 4				
0- 0	0- 0	0- 0	NEUTRAL	0- 0	0- 0	0- 0				
0- 0	0- 0	0- 0	CONFERENCE	0- 0	0- 0	0- 0				
0- 0	0- 0	0- 0	HOME	0- 0	0- 0	0- 0				
0- 0	0- 0	0- 0	AWAY	0- 0	0- 0	0- 0				
0- 0	0- 0	0- 0	NEUTRAL	0- 0	0- 0	0- 0				

RPI 1-25				RPI 26-50				RPI 51-100				RPI 101+				Team's RPI: 326	
RPI	S	Opponent	Score	RPI	S	Opponent	Score	RPI	S	Opponent	Score	RPI	S	Opponent	Score		
								100	A	Washington	46	78	112	H	Idaho	84	90
												139	H	Montana St.	65	73	
												203	A	Cal St. Fullerton	63	81	
												235	A	Utah St.	63	70	
												241	A	Idaho St.	48	73	
												244	H	Long Beach St.	66	54	
												272	A	Northern Ariz.	80	88	
												321	A	Cal Poly	72	49	
												347	H	Sacramento St.	88	84	
LAST 10 Division I																	
				321	A	Cal Poly	72	49		203	A	Cal St. Fullerton	63	81			
				244	H	Long Beach St.	66	54		112	H	Idaho	84	90			
				347	H	Sacramento St.	88	84		272	A	Northern Ariz.	80	88			
				139	H	Montana St.	65	73		241	A	Idaho St.	48	73			
				100	A	Washington	46	78		235	A	Utah St.	63	70			

Non-Div I Games: Warner Pacific 89 47 Saint Martin's 91 81 Central Wash. 75 65

Seattle U

Average RPI Win:	203	WON-LOST	WINNING	LAST 10	STRENGTH OF	OPP. STRENGTH	TEAM	ADJ.	CONF.	ADJ CONF.
Average RPI Loss:	32	RECORD	PCT. RANK	GAMES	SCHEDULE	OF SCHEDULE	RPI	RPI	RPI	RPI
DIV. I ONLY	9- 4	81	6-4	92	34	64	64	6	6	
DIV. I NON-CONF.	7- 4	100	4-4	59	34	73	73	6	6	
TOTALS	RPI 1-25	RPI 26-50	W-L RECORDS	RPI 51-100	RPI 101-150	RPI 150+				
9- 4	0- 2	0- 1	OVERALL	1- 1	1- 0	7- 0				
4- 2	0- 2	0- 0	HOME	0- 0	0- 0	4- 0				
3- 1	0- 0	0- 0	AWAY	0- 1	0- 0	3- 0				
2- 1	0- 0	0- 1	NEUTRAL	1- 0	1- 0	0- 0				
7- 4	0- 2	0- 1	NON-CONFERENCE	1- 1	1- 0	5- 0				
4- 2	0- 2	0- 0	HOME	0- 0	0- 0	4- 0				
1- 1	0- 0	0- 0	AWAY	0- 1	0- 0	1- 0				
2- 1	0- 0	0- 1	NEUTRAL	1- 0	1- 0	0- 0				
2- 0	0- 0	0- 0	CONFERENCE	0- 0	0- 0	2- 0				
0- 0	0- 0	0- 0	HOME	0- 0	0- 0	0- 0				
2- 0	0- 0	0- 0	AWAY	0- 0	0- 0	2- 0				
0- 0	0- 0	0- 0	NEUTRAL	0- 0	0- 0	0- 0				

RPI 1-25				RPI 26-50				RPI 51-100				RPI 101+			
RPI	S	Opponent	Score	RPI	S	Opponent	Score	RPI	S	Opponent	Score	RPI	S	Opponent	Score
1	H	UConn	78 92	32	N	Georgia Tech	54 79	58	N	Vanderbilt	69 65	133	N	Saint Joseph's	55 39
17	H	Princeton	76 78					79	A	Lehigh	68 75	151	A	Butler	67 62
												183	A	Iona	89 37
												205	H	VCU	53 33
												243	A	Xavier	83 61
												278	H	Lafayette	74 50
												286	H	Sacred Heart	95 69
												287	H	Fairfield	74 44
LAST 10 Division I															
151	A	Butler	67 62	243	A	Xavier	83 61								
278	H	Lafayette	74 50	32	N	Georgia Tech	54 79								
183	A	Iona	89 37	79	A	Lehigh	68 75								
1	H	UConn	78 92	133	N	Saint Joseph's	55 39								
58	N	Vanderbilt	69 65	17	H	Princeton	76 78								

Non-Div I Games:

Seton Hall

Average RPI Win: <b>310</b>	WON-LOST	WINNING	LAST 10	STRENGTH OF	OPP. STRENGTH	TEAM	ADJ.	CONF.	ADJ CONF.
Average RPI Loss: <b>147</b>	RECORD	PCT. RANK	GAMES	SCHEDULE	OF SCHEDULE	RPI	RPI	RPI	RPI
DIV. I ONLY	2- 7	287	2-7	83	346	274	274	24	24
DIV. I NON-CONF.	2- 7	288	2-7	88	347	278	278	23	23
TOTALS	RPI 1-25	RPI 26-50	W-L RECORDS	RPI 51-100	RPI 101-150	RPI 150+			
2- 7	0- 0	0- 0	OVERALL	0- 2	0- 2	2- 3			
2- 1	0- 0	0- 0	HOME	0- 0	0- 1	2- 0			
0- 6	0- 0	0- 0	AWAY	0- 2	0- 1	0- 3			
0- 0	0- 0	0- 0	NEUTRAL	0- 0	0- 0	0- 0			
2- 7	0- 0	0- 0	NON-CONFERENCE	0- 2	0- 2	2- 3			
2- 1	0- 0	0- 0	HOME	0- 0	0- 1	2- 0			
0- 6	0- 0	0- 0	AWAY	0- 2	0- 1	0- 3			
0- 0	0- 0	0- 0	NEUTRAL	0- 0	0- 0	0- 0			
0- 0	0- 0	0- 0	CONFERENCE	0- 0	0- 0	0- 0			
0- 0	0- 0	0- 0	HOME	0- 0	0- 0	0- 0			
0- 0	0- 0	0- 0	AWAY	0- 0	0- 0	0- 0			
0- 0	0- 0	0- 0	NEUTRAL	0- 0	0- 0	0- 0			

RPI 1-25				RPI 26-50				RPI 51-100				RPI 101+				Team's RPI: 274	
RPI	S	Opponent	Score	RPI	S	Opponent	Score	RPI	S	Opponent	Score	RPI	S	Opponent	Score		
								70	A	Colgate	51	88	108	A	Harvard	51	68
								78	A	Penn	44	92	117	H	Binghamton	62	89
													157	A	Massachusetts	55	61
													166	A	Fla. Atlantic	39	83
													286	H	Sacred Heart	68	57
													333	H	Albany (NY)	52	46
													335	A	Fairleigh Dickinson	58	67
LAST 10 Division I																	
				157	A	Massachusetts	55	61	335	A	Fairleigh Dickinson	58	67				
				333	H	Albany (NY)	52	46	108	A	Harvard	51	68				
				70	A	Colgate	51	88	78	A	Penn	44	92				
				166	A	Fla. Atlantic	39	83	117	H	Binghamton	62	89				
				286	H	Sacred Heart	68	57									

Non-Div I Games:

Siena

# South Alabama

Through Games Of Dec. 31, 2019

Average RPI Win:	240	WON-LOST	WINNING	LAST 10	STRENGTH OF	OPP. STRENGTH	TEAM	ADJ.	CONF.	ADJ CONF.
Average RPI Loss:	132	RECORD	PCT. RANK	GAMES	SCHEDULE	OF SCHEDULE	RPI	RPI	RPI	RPI
DIV. I ONLY	3- 7	255	3-7	163	203	259	259	22	22	
DIV. I NON-CONF.	3- 7	253	3-7	161	202	262	262	22	22	
TOTALS	RPI 1-25	RPI 26-50	W-L RECORDS	RPI 51-100	RPI 101-150	RPI 150+				
3- 7	0- 0	0- 1	OVERALL	0- 1	0- 3	3- 2				
2- 4	0- 0	0- 1	HOME	0- 1	0- 2	2- 0				
1- 3	0- 0	0- 0	AWAY	0- 0	0- 1	1- 2				
0- 0	0- 0	0- 0	NEUTRAL	0- 0	0- 0	0- 0				
3- 7	0- 0	0- 1	NON-CONFERENCE	0- 1	0- 3	3- 2				
2- 4	0- 0	0- 1	HOME	0- 1	0- 2	2- 0				
1- 3	0- 0	0- 0	AWAY	0- 0	0- 1	1- 2				
0- 0	0- 0	0- 0	NEUTRAL	0- 0	0- 0	0- 0				
0- 0	0- 0	0- 0	CONFERENCE	0- 0	0- 0	0- 0				
0- 0	0- 0	0- 0	HOME	0- 0	0- 0	0- 0				
0- 0	0- 0	0- 0	AWAY	0- 0	0- 0	0- 0				
0- 0	0- 0	0- 0	NEUTRAL	0- 0	0- 0	0- 0				

RPI S	Opponent	Score	RPI S	Opponent	Score	RPI S	Opponent	Score	RPI S	Opponent	Score	Team's RPI: 259
45	H Rutgers	56 77	75	H Alabama	62 74	110	H Auburn	62 82	125	A UAB	61 77	
						130	H Miami (OH)	73 76	178	A Tulane	62 53	
						196	A Southern Miss.	55 62	218	H A&M-Corpus Christi	83 82	
						240	A ETSU	60 65	324	H Tennessee St.	70 48	
LAST 10 Division I												
178	A Tulane	62 53	240	A ETSU	60 65							
110	H Auburn	62 82	196	A Southern Miss.	55 62							
324	H Tennessee St.	70 48	218	H A&M-Corpus Christi	83 82							
75	H Alabama	62 74	125	A UAB	61 77							
130	H Miami (OH)	73 76	45	H Rutgers	56 77							

Non-Div I Games: William Carey 68 52 Mobile 103 59

South Alabama

Loss, Non-Conf, S Site, H Home A Away N Neutral

South Carolina

Through Games Of Dec. 31, 2019

Average RPI Win:	127	WON-LOST	WINNING	LAST 10	STRENGTH OF	OPP. STRENGTH	TEAM	ADJ.	CONF.	ADJ CONF.
Average RPI Loss:	9	RECORD	PCT. RANK	GAMES	SCHEDULE	OF SCHEDULE	RPI	RPI	RPI	RPI
DIV. I ONLY	12- 1	10	9-1	23	35	7	7	4	4	
DIV. I NON-CONF.	12- 1	10	9-1	24	30	6	6	4	4	
TOTALS	RPI 1-25	RPI 26-50	W-L RECORDS	RPI 51-100	RPI 101-150	RPI 150+				
12- 1	1- 1	4- 0	OVERALL	1- 0	2- 0	4- 0				
6- 0	1- 0	2- 0	HOME	0- 0	0- 0	3- 0				
4- 0	0- 0	1- 0	AWAY	1- 0	1- 0	1- 0				
2- 1	0- 1	1- 0	NEUTRAL	0- 0	1- 0	0- 0				
12- 1	1- 1	4- 0	NON-CONFERENCE	1- 0	2- 0	4- 0				
6- 0	1- 0	2- 0	HOME	0- 0	0- 0	3- 0				
4- 0	0- 0	1- 0	AWAY	1- 0	1- 0	1- 0				
2- 1	0- 1	1- 0	NEUTRAL	0- 0	1- 0	0- 0				
0- 0	0- 0	0- 0	CONFERENCE	0- 0	0- 0	0- 0				
0- 0	0- 0	0- 0	HOME	0- 0	0- 0	0- 0				
0- 0	0- 0	0- 0	AWAY	0- 0	0- 0	0- 0				
0- 0	0- 0	0- 0	NEUTRAL	0- 0	0- 0	0- 0				

RPI 1-25				RPI 26-50				RPI 51-100				RPI 101+			
RPI	S	Opponent	Score	RPI	S	Opponent	Score	RPI	S	Opponent	Score	RPI	S	Opponent	Score
9	N	Indiana	57 71	26	A	Maryland	63 54	68	A	Temple	78 71	101	N	Washington St.	68 53
14	H	Purdue	85 49	27	H	South Dakota	73 60					149	A	Dayton	75 49
				31	H	Duke	89 46					171	A	Clemson	84 48
				47	N	Baylor	74 59					279	H	Appalachian St.	92 50
												295	H	Alabama St.	103 43
												310	H	USC Upstate	112 32
LAST 10 Division I															
		14	H	Purdue	85	49				27	H	South Dakota	73	60	
		68	A	Temple	78	71				31	H	Duke	89	46	
		47	N	Baylor	74	59				171	A	Clemson	84	48	
		101	N	Washington St.	68	53				310	H	USC Upstate	112	32	
		9	N	Indiana	57	71				279	H	Appalachian St.	92	50	

Non-Div I Games:

South Carolina

Loss, Non-Conf, S Site, H Home A Away N Neutral



Average RPI Win: 340		WON-LOST	WINNING	LAST 10	STRENGTH OF	OPP. STRENGTH	TEAM	ADJ.	CONF.	ADJ CONF.
Average RPI Loss: 261		RECORD	PCT. RANK	GAMES	SCHEDULE	OF SCHEDULE	RPI	RPI	RPI	RPI
DIV. I ONLY		1- 12	334	0-10	334	349	350	350	30	30
DIV. I NON-CONF.		1- 12	335	0-10	334	349	350	350	30	30
TOTALS	RPI 1-25	RPI 26-50		W-L RECORDS		RPI 51-100	RPI 101-150	RPI 150+		
1- 12	0- 0	0- 0		OVERALL		0- 0	0- 1	1- 11		
0- 5	0- 0	0- 0		HOME		0- 0	0- 1	0- 4		
1- 6	0- 0	0- 0		AWAY		0- 0	0- 0	1- 6		
0- 1	0- 0	0- 0		NEUTRAL		0- 0	0- 0	0- 1		
1- 12	0- 0	0- 0		NON-CONFERENCE		0- 0	0- 1	1- 11		
0- 5	0- 0	0- 0		HOME		0- 0	0- 1	0- 4		
1- 6	0- 0	0- 0		AWAY		0- 0	0- 0	1- 6		
0- 1	0- 0	0- 0		NEUTRAL		0- 0	0- 0	0- 1		
0- 0	0- 0	0- 0		CONFERENCE		0- 0	0- 0	0- 0		
0- 0	0- 0	0- 0		HOME		0- 0	0- 0	0- 0		
0- 0	0- 0	0- 0		AWAY		0- 0	0- 0	0- 0		
0- 0	0- 0	0- 0		NEUTRAL		0- 0	0- 0	0- 0		

RPI 1-25				RPI 26-50				RPI 51-100				RPI 101+				Team's RPI: 350	
RPI	S	Opponent	Score	RPI	S	Opponent	Score	RPI	S	Opponent	Score	RPI	S	Opponent	Score		
												141	H	North Dakota	53	95	
												160	A	Coastal Caro.	44	85	
												233	N	North Ala.	46	99	
												255	A	UNLV	57	66	
												258	H	Radford	45	60	
												263	A	UNC Asheville	51	82	
												273	A	UNCW	46	84	
												300	H	Col. of Charleston	55	76	
												302	H	Presbyterian	49	70	
												310	A	USC Upstate	47	58	
												317	H	Mercer	55	66	
												318	A	Georgia St.	52	77	
												340	A	Charleston So.	81	75	
LAST 10 Division I																	
				318	A	Georgia St.	52	77	160	A	Coastal Caro.	44	85				
				310	A	USC Upstate	47	58	233	N	North Ala.	46	99				
				263	A	UNC Asheville	51	82	255	A	UNLV	57	66				
				317	H	Mercer	55	66	300	H	Col. of Charleston	55	76				
				141	H	North Dakota	53	95	273	A	UNCW	46	84				

Non-Div I Games:

South Carolina St.

Loss, Non-Conf, S Site, H Home A Away N Neutral

South Dakota

Through Games Of Dec. 31, 2019

Average RPI Win:	153	WON-LOST	WINNING	LAST 10	STRENGTH OF	OPP. STRENGTH	TEAM	ADJ.	CONF.	ADJ CONF.
Average RPI Loss:	5	RECORD	PCT. RANK	GAMES	SCHEDULE	OF SCHEDULE	RPI	RPI	RPI	RPI
DIV. I ONLY	11- 2	28	8-2	111	6	27	27	17	17	
DIV. I NON-CONF.	10- 2	31	7-2	84	4	24	24	17	17	
TOTALS	RPI 1-25	RPI 26-50	W-L RECORDS	RPI 51-100	RPI 101-150	RPI 150+				
11- 2	2- 2	1- 0	OVERALL	0- 0	1- 0	7- 0				
5- 1	1- 1	1- 0	HOME	0- 0	0- 0	3- 0				
4- 1	0- 1	0- 0	AWAY	0- 0	1- 0	3- 0				
2- 0	1- 0	0- 0	NEUTRAL	0- 0	0- 0	1- 0				
10- 2	2- 2	1- 0	NON-CONFERENCE	0- 0	1- 0	6- 0				
5- 1	1- 1	1- 0	HOME	0- 0	0- 0	3- 0				
3- 1	0- 1	0- 0	AWAY	0- 0	1- 0	2- 0				
2- 0	1- 0	0- 0	NEUTRAL	0- 0	0- 0	1- 0				
1- 0	0- 0	0- 0	CONFERENCE	0- 0	0- 0	1- 0				
0- 0	0- 0	0- 0	HOME	0- 0	0- 0	0- 0				
1- 0	0- 0	0- 0	AWAY	0- 0	0- 0	1- 0				
0- 0	0- 0	0- 0	NEUTRAL	0- 0	0- 0	0- 0				

RPI 1-25				RPI 26-50				Team's RPI: 27	RPI 51-100				RPI 101+			
RPI	S	Opponent	Score	RPI	S	Opponent	Score		RPI	S	Opponent	Score	RPI	S	Opponent	Score
2	H	Missouri St.	66 74	30	H	Drake	102 94						150	A	Green Bay	66 60
7	A	South Carolina	60 73										162	H	Montana	96 64
14	H	Creighton	72 65										167	N	Northern Ill.	91 48
18	N	Ohio St.	68 53										186	A	Utah	84 81
													198	A	Northeastern	80 76
													201	H	Missouri	72 56
													229	A	Western Ill.	96 65
													330	H	Coppin St.	82 44
LAST 10 Division I																
162	H	Montana	96 64	229	A	Western Ill.	96 65						7	A	South Carolina	60 73
330	H	Coppin St.	82 44										2	H	Missouri St.	66 74
14	H	Creighton	72 65										201	H	Missouri	72 56
167	N	Northern Ill.	91 48										186	A	Utah	84 81
18	N	Ohio St.	68 53													

Non-Div I Games: Mt. Marty 110 39

South Dakota

Loss, Non-Conf, S Site, H Home A Away N Neutral

Average RPI Win:	189	WON-LOST	WINNING	LAST 10	STRENGTH OF	OPP. STRENGTH	TEAM	ADJ.	CONF.	ADJ CONF.
Average RPI Loss:	31	RECORD	PCT. RANK	GAMES	SCHEDULE	OF SCHEDULE	RPI	RPI	RPI	RPI
DIV. I ONLY	8- 6	136	6-4	139	18	103	103	17	17	
DIV. I NON-CONF.	7- 6	160	5-4	102	15	101	101	17	17	
TOTALS	RPI 1-25	RPI 26-50	W-L RECORDS	RPI 51-100	RPI 101-150	RPI 150+				
8- 6	0- 2	0- 3	OVERALL	1- 1	3- 0	4- 0				
4- 2	0- 0	0- 1	HOME	0- 1	1- 0	3- 0				
2- 3	0- 2	0- 1	AWAY	0- 0	1- 0	1- 0				
2- 1	0- 0	0- 1	NEUTRAL	1- 0	1- 0	0- 0				
7- 6	0- 2	0- 3	NON-CONFERENCE	1- 1	3- 0	3- 0				
4- 2	0- 0	0- 1	HOME	0- 1	1- 0	3- 0				
1- 3	0- 2	0- 1	AWAY	0- 0	1- 0	0- 0				
2- 1	0- 0	0- 1	NEUTRAL	1- 0	1- 0	0- 0				
1- 0	0- 0	0- 0	CONFERENCE	0- 0	0- 0	1- 0				
0- 0	0- 0	0- 0	HOME	0- 0	0- 0	0- 0				
1- 0	0- 0	0- 0	AWAY	0- 0	0- 0	1- 0				
0- 0	0- 0	0- 0	NEUTRAL	0- 0	0- 0	0- 0				

RPI 1-25				RPI 26-50				RPI 51-100				RPI 101+ Team's RPI: 103			
RPI	S	Opponent	Score	RPI	S	Opponent	Score	RPI	S	Opponent	Score	RPI	S	Opponent	Score
14	A	Creighton	48 61	29	N	FGCU	70 71	55	H	Central Mich.	74 79	128	N	South Fla.	61 50
21	A	Oregon	56 95	30	A	Drake	67 74	85	N	Notre Dame	65 59	139	H	Montana St.	60 50
				37	H	Marquette	58 65					150	A	Green Bay	60 55
												173	H	Wyoming	67 40
												226	H	Chattanooga	71 56
												283	A	Omaha	68 51
												330	H	Coppin St.	94 41
LAST 10 Division I															
				37	H	Marquette	58 65	283	A	Omaha	68 51				
				55	H	Central Mich.	74 79	150	A	Green Bay	60 55				
				226	H	Chattanooga	71 56	29	N	FGCU	70 71				
				21	A	Oregon	56 95	85	N	Notre Dame	65 59				
				330	H	Coppin St.	94 41	128	N	South Fla.	61 50				

Non-Div I Games: Dakota Wesleyan 77 46

South Dakota St.

■ Loss, 
 ■ Non-Conf, 
 ■ S Site, 
 ■ H Home 
 ■ A Away 
 N Neutral

Average RPI Win:	195	WON-LOST	WINNING	LAST 10	STRENGTH OF	OPP. STRENGTH	TEAM	ADJ.	CONF.	ADJ CONF.
Average RPI Loss:	90	RECORD	PCT. RANK	GAMES	SCHEDULE	OF SCHEDULE	RPI	RPI	RPI	RPI
DIV. I ONLY	8- 6	136	4-6	95	122	128	128	9	9	
DIV. I NON-CONF.	8- 6	137	4-6	94	123	131	131	9	9	
TOTALS	RPI 1-25	RPI 26-50	W-L RECORDS	RPI 51-100	RPI 101-150	RPI 150+				
8- 6	0- 1	0- 2	OVERALL	1- 1	1- 1	6- 1				
8- 0	0- 0	0- 0	HOME	1- 0	1- 0	6- 0				
0- 2	0- 0	0- 1	AWAY	0- 0	0- 0	0- 1				
0- 4	0- 1	0- 1	NEUTRAL	0- 1	0- 1	0- 0				
8- 6	0- 1	0- 2	NON-CONFERENCE	1- 1	1- 1	6- 1				
8- 0	0- 0	0- 0	HOME	1- 0	1- 0	6- 0				
0- 2	0- 0	0- 1	AWAY	0- 0	0- 0	0- 1				
0- 4	0- 1	0- 1	NEUTRAL	0- 1	0- 1	0- 0				
0- 0	0- 0	0- 0	CONFERENCE	0- 0	0- 0	0- 0				
0- 0	0- 0	0- 0	HOME	0- 0	0- 0	0- 0				
0- 0	0- 0	0- 0	AWAY	0- 0	0- 0	0- 0				
0- 0	0- 0	0- 0	NEUTRAL	0- 0	0- 0	0- 0				

RPI S	Opponent	Score	RPI S	Opponent	Score	RPI S	Opponent	Score	RPI S	Opponent	Score	Team's RPI: 128
19 N	Mississippi St.	61 86	29 N	FGCU	77 81	85 N	Notre Dame	51 67	103 N	South Dakota St.	50 61	
			47 A	Baylor	46 58				112 H	Idaho	67 64	
									168 H	Howard	82 53	
									200 H	Jacksonville	70 39	
									205 H	VCU	77 55	
									211 H	Saint Francis (PA)	62 23	
									255 A	UNLV	51 61	
									276 H	Brown	70 60	
									295 H	Alabama St.	80 29	
LAST 10 Division I												
19 N	Mississippi St.	61 86	276 H	Brown	70 60							
112 H	Idaho	67 64	255 A	UNLV	51 61							
295 H	Alabama St.	80 29	103 N	South Dakota St.	50 61							
85 N	Notre Dame	51 67	211 H	Saint Francis (PA)	62 23							
29 N	FGCU	77 81	47 A	Baylor	46 58							

Non-Div I Games:

South Fla.

Average RPI Win:	260	WON-LOST	WINNING	LAST 10	STRENGTH OF	OPP. STRENGTH	TEAM	ADJ.	CONF.	ADJ CONF.
Average RPI Loss:	159	RECORD	PCT. RANK	GAMES	SCHEDULE	OF SCHEDULE	RPI	RPI	RPI	RPI
DIV. I ONLY	6- 3	89	6-3	324	186	153	153	19	19	
DIV. I NON-CONF.	6- 3	89	6-3	324	185	157	157	20	20	
TOTALS	RPI 1-25	RPI 26-50	W-L RECORDS	RPI 51-100	RPI 101-150	RPI 150+				
6- 3	0- 0	0- 1	OVERALL	1- 0	0- 0	5- 2				
2- 0	0- 0	0- 0	HOME	1- 0	0- 0	1- 0				
4- 3	0- 0	0- 1	AWAY	0- 0	0- 0	4- 2				
0- 0	0- 0	0- 0	NEUTRAL	0- 0	0- 0	0- 0				
6- 3	0- 0	0- 1	NON-CONFERENCE	1- 0	0- 0	5- 2				
2- 0	0- 0	0- 0	HOME	1- 0	0- 0	1- 0				
4- 3	0- 0	0- 1	AWAY	0- 0	0- 0	4- 2				
0- 0	0- 0	0- 0	NEUTRAL	0- 0	0- 0	0- 0				
0- 0	0- 0	0- 0	CONFERENCE	0- 0	0- 0	0- 0				
0- 0	0- 0	0- 0	HOME	0- 0	0- 0	0- 0				
0- 0	0- 0	0- 0	AWAY	0- 0	0- 0	0- 0				
0- 0	0- 0	0- 0	NEUTRAL	0- 0	0- 0	0- 0				

RPI 1-25				RPI 26-50				RPI 51-100				RPI 101+				Team's RPI: 153
RPI	S	Opponent	Score	RPI	S	Opponent	Score	RPI	S	Opponent	Score	RPI	S	Opponent	Score	
				50	A	Saint Louis	61 76	76	H	Southern Ill.	79 65	197	A	Eastern Mich.	64 69	
												229	A	Western Ill.	91 97	
												239	A	Arkansas St.	79 67	
												289	A	Indiana St.	68 58	
												296	A	Ole Miss	70 53	
												323	A	Purdue Fort Wayne	58 48	
												337	H	Evansville	83 60	
LAST 10 Division I																
				296	A	Ole Miss	70 53	289	A	Indiana St.	68 58					
				76	H	Southern Ill.	79 65	229	A	Western Ill.	91 97					
				50	A	Saint Louis	61 76	239	A	Arkansas St.	79 67					
				323	A	Purdue Fort Wayne	58 48	337	H	Evansville	83 60					
				197	A	Eastern Mich.	64 69									

Non-Div I Games: Harris-Stowe 106 64 Mo.-St. Louis 70 56

Southeast Mo. St.

Loss, Non-Conf, S Site, H Home A Away N Neutral

Average RPI Win:	278	WON-LOST	WINNING	LAST 10	STRENGTH OF	OPP. STRENGTH	TEAM	ADJ.	CONF.	ADJ CONF.
Average RPI Loss:	140	RECORD	PCT. RANK	GAMES	SCHEDULE	OF SCHEDULE	RPI	RPI	RPI	RPI
DIV. I ONLY	3- 7	255	3-7	203	265	227	227	26	26	
DIV. I NON-CONF.	2- 6	279	2-6	129	309	219	219	24	24	
TOTALS	RPI 1-25	RPI 26-50	W-L RECORDS	RPI 51-100	RPI 101-150	RPI 150+				
3- 7	0- 0	0- 1	OVERALL	0- 1	0- 2	3- 3				
1- 1	0- 0	0- 0	HOME	0- 0	0- 1	1- 0				
2- 6	0- 0	0- 1	AWAY	0- 1	0- 1	2- 3				
0- 0	0- 0	0- 0	NEUTRAL	0- 0	0- 0	0- 0				
2- 6	0- 0	0- 1	NON-CONFERENCE	0- 1	0- 1	2- 3				
1- 0	0- 0	0- 0	HOME	0- 0	0- 0	1- 0				
1- 6	0- 0	0- 1	AWAY	0- 1	0- 1	1- 3				
0- 0	0- 0	0- 0	NEUTRAL	0- 0	0- 0	0- 0				
1- 1	0- 0	0- 0	CONFERENCE	0- 0	0- 1	1- 0				
0- 1	0- 0	0- 0	HOME	0- 0	0- 1	0- 0				
1- 0	0- 0	0- 0	AWAY	0- 0	0- 0	1- 0				
0- 0	0- 0	0- 0	NEUTRAL	0- 0	0- 0	0- 0				

RPI	S	Opponent	Score	RPI	S	Opponent	Score	RPI	S	Opponent	Score	RPI	S	Opponent	Score	Team's RPI: 227
40	A	LSU	52	62	75	A	Alabama	50	87	115	A	Houston	65	78		
										143	H	Lamar University	57	65		
										190	A	Louisiana	50	60		
										196	A	Southern Miss.	54	62		
										219	A	Louisiana Tech	78	92		
										224	H	Jackson St.	63	59		
										260	A	Houston Baptist	69	59		
										349	A	La.-Monroe	65	52		
LAST 10 Division I																
219	A	Louisiana Tech	78	92	75	A	Alabama	50	87							
224	H	Jackson St.	63	59	260	A	Houston Baptist	69	59							
349	A	La.-Monroe	65	52	143	H	Lamar University	57	65							
40	A	LSU	52	62	196	A	Southern Miss.	54	62							
190	A	Louisiana	50	60	115	A	Houston	65	78							

Non-Div I Games: LSU-Alexandria 89 67

Southeastern La.

■ Loss, 
 ■ Non-Conf, S Site, 
 ■ Home 
 ■ Away 
 N Neutral

Average RPI Win:	217	WON-LOST	WINNING	LAST 10	STRENGTH OF	OPP. STRENGTH	TEAM	ADJ.	CONF.	ADJ CONF.
Average RPI Loss:	96	RECORD	PCT. RANK	GAMES	SCHEDULE	OF SCHEDULE	RPI	RPI	RPI	RPI
DIV. I ONLY	8- 4	89	6-4	120	155	80	80	1	1	
DIV. I NON-CONF.	8- 3	68	6-3	188	177	97	97	1	1	
TOTALS	RPI 1-25	RPI 26-50	W-L RECORDS	RPI 51-100	RPI 101-150	RPI 150+				
8- 4	1- 2	0- 0	OVERALL	1- 1	0- 0	6- 1				
5- 1	1- 1	0- 0	HOME	0- 0	0- 0	4- 0				
2- 2	0- 1	0- 0	AWAY	0- 0	0- 0	2- 1				
1- 1	0- 0	0- 0	NEUTRAL	1- 1	0- 0	0- 0				
8- 3	1- 1	0- 0	NON-CONFERENCE	1- 1	0- 0	6- 1				
5- 1	1- 1	0- 0	HOME	0- 0	0- 0	4- 0				
2- 1	0- 0	0- 0	AWAY	0- 0	0- 0	2- 1				
1- 1	0- 0	0- 0	NEUTRAL	1- 1	0- 0	0- 0				
0- 1	0- 1	0- 0	CONFERENCE	0- 0	0- 0	0- 0				
0- 0	0- 0	0- 0	HOME	0- 0	0- 0	0- 0				
0- 1	0- 1	0- 0	AWAY	0- 0	0- 0	0- 0				
0- 0	0- 0	0- 0	NEUTRAL	0- 0	0- 0	0- 0				

RPI 1-25				RPI 26-50				RPI 51-100 Team's RPI: 80				RPI 101+			
RPI	S	Opponent	Score	RPI	S	Opponent	Score	RPI	S	Opponent	Score	RPI	S	Opponent	Score
10	A	UCLA	59 83					75	N	Alabama	60 57	244	H	Long Beach St.	57 40
12	H	Texas A&M	64 74					81	N	Nebraska	54 67	246	A	CSUN	69 53
23	H	Virginia	59 49									247	A	UC Riverside	76 59
												255	H	UNLV	75 54
												280	A	UC Santa Barbara	46 57
												307	H	Nevada	50 47
												338	H	UTRGV	80 43
LAST 10 Division I															
338	H	UTRGV	80 43	10	A	UCLA	59 83	244	H	Long Beach St.	57 40				
255	H	UNLV	75 54	75	N	Alabama	60 57	307	H	Nevada	50 47				
				81	N	Nebraska	54 67	280	A	UC Santa Barbara	46 57				
				12	H	Texas A&M	64 74	247	A	UC Riverside	76 59				

Non-Div I Games:

Southern California

■ Loss, 
 ■ Non-Conf, 
 ■ S Site, 
 ■ H Home 
 ■ A Away 
 N Neutral

Average RPI Win:	185	WON-LOST	WINNING	LAST 10	STRENGTH OF	OPP. STRENGTH	TEAM	ADJ.	CONF.	ADJ CONF.
Average RPI Loss:	113	RECORD	PCT. RANK	GAMES	SCHEDULE	OF SCHEDULE	RPI	RPI	RPI	RPI
DIV. I ONLY	8- 3	70	7-3	185	159	76	76	7	7	
DIV. I NON-CONF.	8- 3	68	7-3	184	164	78	78	7	7	
TOTALS	RPI 1-25	RPI 26-50	W-L RECORDS	RPI 51-100	RPI 101-150	RPI 150+				
8- 3	0- 0	1- 1	OVERALL	0- 0	1- 1	6- 1				
4- 1	0- 0	1- 0	HOME	0- 0	1- 1	2- 0				
3- 2	0- 0	0- 1	AWAY	0- 0	0- 0	3- 1				
1- 0	0- 0	0- 0	NEUTRAL	0- 0	0- 0	1- 0				
8- 3	0- 0	1- 1	NON-CONFERENCE	0- 0	1- 1	6- 1				
4- 1	0- 0	1- 0	HOME	0- 0	1- 1	2- 0				
3- 2	0- 0	0- 1	AWAY	0- 0	0- 0	3- 1				
1- 0	0- 0	0- 0	NEUTRAL	0- 0	0- 0	1- 0				
0- 0	0- 0	0- 0	CONFERENCE	0- 0	0- 0	0- 0				
0- 0	0- 0	0- 0	HOME	0- 0	0- 0	0- 0				
0- 0	0- 0	0- 0	AWAY	0- 0	0- 0	0- 0				
0- 0	0- 0	0- 0	NEUTRAL	0- 0	0- 0	0- 0				

RPI S	Opponent	Score	RPI S	Opponent	Score	RPI S	Opponent	Score	RPI S	Opponent	Score
			49 A	IUPUI	78 81				126 H	UT Martin	70 59
			50 H	Saint Louis	61 53				137 H	Memphis	66 70
									153 A	Southeast Mo. St.	65 79
									167 A	Northern Ill.	80 61
									188 H	Murray St.	76 66
									197 A	Eastern Mich.	85 54
									221 H	Tennessee Tech	76 65
									229 N	Western Ill.	79 65
									305 A	SIUE	103 67
LAST 10 Division I											
			153 A	Southeast Mo. St.	65 79		167 A	Northern Ill.	80 61		
			126 H	UT Martin	70 59		229 N	Western Ill.	79 65		
			50 H	Saint Louis	61 53		188 H	Murray St.	76 66		
			197 A	Eastern Mich.	85 54		221 H	Tennessee Tech	76 65		
			137 H	Memphis	66 70		49 A	IUPUI	78 81		

Non-Div I Games:

Southern Ill.



Average RPI Win:	280	WON-LOST	WINNING	LAST 10	STRENGTH OF	OPP. STRENGTH	TEAM	ADJ.	CONF.	ADJ CONF.
Average RPI Loss:	104	RECORD	PCT. RANK	GAMES	SCHEDULE	OF SCHEDULE	RPI	RPI	RPI	RPI
DIV. I ONLY	6- 3	89	6-3	304	200	196	196	14	14	
DIV. I NON-CONF.	6- 3	89	6-3	306	198	191	191	14	14	
TOTALS	RPI 1-25	RPI 26-50	W-L RECORDS	RPI 51-100	RPI 101-150	RPI 150+				
6- 3	0- 1	0- 0	OVERALL	0- 0	0- 1	6- 1				
5- 1	0- 0	0- 0	HOME	0- 0	0- 0	5- 1				
1- 2	0- 1	0- 0	AWAY	0- 0	0- 1	1- 0				
0- 0	0- 0	0- 0	NEUTRAL	0- 0	0- 0	0- 0				
6- 3	0- 1	0- 0	NON-CONFERENCE	0- 0	0- 1	6- 1				
5- 1	0- 0	0- 0	HOME	0- 0	0- 0	5- 1				
1- 2	0- 1	0- 0	AWAY	0- 0	0- 1	1- 0				
0- 0	0- 0	0- 0	NEUTRAL	0- 0	0- 0	0- 0				
0- 0	0- 0	0- 0	CONFERENCE	0- 0	0- 0	0- 0				
0- 0	0- 0	0- 0	HOME	0- 0	0- 0	0- 0				
0- 0	0- 0	0- 0	AWAY	0- 0	0- 0	0- 0				
0- 0	0- 0	0- 0	NEUTRAL	0- 0	0- 0	0- 0				

RPI	S	Opponent	Score	RPI	S	Opponent	Score	RPI	S	Opponent	Score	RPI	S	Opponent	Score	Team's RPI: 196
19	A	Mississippi St.	58 91									115	A	Houston	60 75	
												178	H	Tulane	58 62	
												205	H	VCU	51 39	
												227	H	Southeastern La.	62 54	
												259	H	South Alabama	62 55	
												296	H	Ole Miss	59 53	
												344	H	Mississippi Val.	84 80	
												349	A	La.-Monroe	57 42	
LAST 10 Division I																
205	H	VCU	51 39	115	A	Houston	60 75									
344	H	Mississippi Val.	84 80	259	H	South Alabama	62 55									
296	H	Ole Miss	59 53	178	H	Tulane	58 62									
349	A	La.-Monroe	57 42	19	A	Mississippi St.	58 91									
227	H	Southeastern La.	62 54													

Non-Div I Games: Faulkner 71 59 William Carey 77 47

Southern Miss.

Loss, Non-Conf, S Site, H Home A Away N Neutral

Average RPI Win:	0	WON-LOST	WINNING	LAST 10	STRENGTH OF	OPP. STRENGTH	TEAM	ADJ.	CONF.	ADJ CONF.
Average RPI Loss:	112	RECORD	PCT. RANK	GAMES	SCHEDULE	OF SCHEDULE	RPI	RPI	RPI	RPI
DIV. I ONLY	0- 9	339	0-9	14	239	248	248	27	27	
DIV. I NON-CONF.	0- 9	338	0-9	12	243	249	249	27	27	
TOTALS	RPI 1-25	RPI 26-50	W-L RECORDS	RPI 51-100	RPI 101-150	RPI 150+				
0- 9	0- 0	0- 2	OVERALL	0- 2	0- 4	0- 1				
0- 0	0- 0	0- 0	HOME	0- 0	0- 0	0- 0				
0- 7	0- 0	0- 2	AWAY	0- 2	0- 3	0- 0				
0- 2	0- 0	0- 0	NEUTRAL	0- 0	0- 1	0- 1				
0- 9	0- 0	0- 2	NON-CONFERENCE	0- 2	0- 4	0- 1				
0- 0	0- 0	0- 0	HOME	0- 0	0- 0	0- 0				
0- 7	0- 0	0- 2	AWAY	0- 2	0- 3	0- 0				
0- 2	0- 0	0- 0	NEUTRAL	0- 0	0- 1	0- 1				
0- 0	0- 0	0- 0	CONFERENCE	0- 0	0- 0	0- 0				
0- 0	0- 0	0- 0	HOME	0- 0	0- 0	0- 0				
0- 0	0- 0	0- 0	AWAY	0- 0	0- 0	0- 0				
0- 0	0- 0	0- 0	NEUTRAL	0- 0	0- 0	0- 0				

RPI 1-25			RPI 26-50			RPI 51-100			RPI 101+			Team's RPI: 248
RPI	S	Opponent	Score	RPI	S	Opponent	Score	RPI	S	Opponent	Score	
39	A	Oklahoma St.	59 72	81	A	Nebraska	39 73	101	N	Washington St.	54 69	
45	A	Rutgers	58 78	92	A	Texas	39 93	121	A	Iowa St.	36 69	
								127	A	Fordham	52 65	
								140	A	Wichita St.	63 69	
								263	N	UNC Asheville	34 53	
LAST 10 Division I												
45	A	Rutgers	58 78	263	N	UNC Asheville	34 53					
92	A	Texas	39 93	101	N	Washington St.	54 69					
81	A	Nebraska	39 73	39	A	Oklahoma St.	59 72					
140	A	Wichita St.	63 69	127	A	Fordham	52 65					
121	A	Iowa St.	36 69									

Non-Div I Games: Tougaloo 100 39 Wiley 78 55

Southern U.

## Southern Utah

Through Games Of Dec. 31, 2019

Average RPI Win:	<b>243</b>	WON-LOST	WINNING	LAST 10	STRENGTH OF	OPP. STRENGTH	TEAM	ADJ.	CONF.	ADJ CONF.
Average RPI Loss:	<b>175</b>	RECORD	PCT. RANK	GAMES	SCHEDULE	OF SCHEDULE	RPI	RPI	RPI	RPI
DIV. I ONLY	<b>7- 3</b>	<b>76</b>	<b>7-3</b>	<b>293</b>	<b>180</b>	<b>135</b>	<b>135</b>	<b>20</b>	<b>20</b>	
DIV. I NON-CONF.	<b>6- 3</b>	<b>89</b>	<b>6-3</b>	<b>299</b>	<b>167</b>	<b>158</b>	<b>158</b>	<b>19</b>	<b>19</b>	
TOTALS	RPI 1-25	RPI 26-50	W-L RECORDS	RPI 51-100	RPI 101-150	RPI 150+				
7- 3	0- 1	0- 0	OVERALL	0- 0	0- 0	7- 2				
6- 0	0- 0	0- 0	HOME	0- 0	0- 0	6- 0				
1- 3	0- 1	0- 0	AWAY	0- 0	0- 0	1- 2				
0- 0	0- 0	0- 0	NEUTRAL	0- 0	0- 0	0- 0				
6- 3	0- 1	0- 0	NON-CONFERENCE	0- 0	0- 0	6- 2				
5- 0	0- 0	0- 0	HOME	0- 0	0- 0	5- 0				
1- 3	0- 1	0- 0	AWAY	0- 0	0- 0	1- 2				
0- 0	0- 0	0- 0	NEUTRAL	0- 0	0- 0	0- 0				
1- 0	0- 0	0- 0	CONFERENCE	0- 0	0- 0	1- 0				
1- 0	0- 0	0- 0	HOME	0- 0	0- 0	1- 0				
0- 0	0- 0	0- 0	AWAY	0- 0	0- 0	0- 0				
0- 0	0- 0	0- 0	NEUTRAL	0- 0	0- 0	0- 0				

RPI 1-25				RPI 26-50				RPI 51-100				RPI 101+ Team's RPI: 135			
RPI	S	Opponent	Score	RPI	S	Opponent	Score	RPI	S	Opponent	Score	RPI	S	Opponent	Score
4	A	Oregon St.	45 <b>95</b>									184	H	Portland St.	71 58
												203	H	Cal St. Fullerton	79 63
												212	H	Oral Roberts	72 58
												247	H	UC Riverside	79 68
												253	A	Grand Canyon	65 <b>69</b>
												254	H	UC Irvine	82 68
												255	H	UNLV	72 68
												269	A	Denver	73 <b>81</b>
												345	A	Utah Valley	71 58
LAST 10 Division I															
4	A	Oregon St.	45 <b>95</b>	184	H	Portland St.	71 58								
255	H	UNLV	72 68	247	H	UC Riverside	79 68								
253	A	Grand Canyon	65 <b>69</b>	269	A	Denver	73 <b>81</b>								
345	A	Utah Valley	71 58	254	H	UC Irvine	82 68								
203	H	Cal St. Fullerton	79 63	212	H	Oral Roberts	72 58								

Non-Div I Games:

Southern Utah

■ Loss, 
 ■ Non-Conf, 
 ■ S Site, 
 ■ H Home 
 ■ A Away 
 N Neutral

## St. Bonaventure

Through Games Of Dec. 31, 2019

Average RPI Win:	227	WON-LOST	WINNING	LAST 10	STRENGTH OF	OPP. STRENGTH	TEAM	ADJ.	CONF.	ADJ CONF.
Average RPI Loss:	131	RECORD	PCT. RANK	GAMES	SCHEDULE	OF SCHEDULE	RPI	RPI	RPI	RPI
DIV. I ONLY	3- 10	281	2-8	112	271	275	275	12	12	
DIV. I NON-CONF.	3- 10	282	2-8	109	270	279	279	12	12	
TOTALS	RPI 1-25	RPI 26-50	W-L RECORDS	RPI 51-100	RPI 101-150	RPI 150+				
3- 10	0- 0	0- 0	OVERALL	0- 5	0- 3	3- 2				
2- 5	0- 0	0- 0	HOME	0- 2	0- 2	2- 1				
0- 4	0- 0	0- 0	AWAY	0- 2	0- 1	0- 1				
1- 1	0- 0	0- 0	NEUTRAL	0- 1	0- 0	1- 0				
3- 10	0- 0	0- 0	NON-CONFERENCE	0- 5	0- 3	3- 2				
2- 5	0- 0	0- 0	HOME	0- 2	0- 2	2- 1				
0- 4	0- 0	0- 0	AWAY	0- 2	0- 1	0- 1				
1- 1	0- 0	0- 0	NEUTRAL	0- 1	0- 0	1- 0				
0- 0	0- 0	0- 0	CONFERENCE	0- 0	0- 0	0- 0				
0- 0	0- 0	0- 0	HOME	0- 0	0- 0	0- 0				
0- 0	0- 0	0- 0	AWAY	0- 0	0- 0	0- 0				
0- 0	0- 0	0- 0	NEUTRAL	0- 0	0- 0	0- 0				

RPI 1-25			RPI 26-50			RPI 51-100			RPI 101+			Team's RPI: 275
RPI	S	Opponent	Score	RPI	S	Opponent	Score	RPI	S	Opponent	Score	
						51 H St. John's (NY)	56 68	117 A Binghamton		67 78		
						71 H Buffalo	36 46	132 H Akron		54 63		
						77 A Kent St.	58 81	144 H Cornell		42 70		
						84 A Bucknell	60 68	164 N Wright St.		57 56		
						99 N Saint Mary's (CA)	57 72	187 H Cleveland St.		62 65		
								234 H Niagara		71 67		
								284 H Oakland		80 66		
								343 A Canisius		82 84		
LAST 10 Division I												
		77 A Kent St.	58 81			144 H Cornell	42 70					
		117 A Binghamton	67 78			99 N Saint Mary's (CA)	57 72					
		187 H Cleveland St.	62 65			164 N Wright St.	57 56					
		343 A Canisius	82 84			284 H Oakland	80 66					
		84 A Bucknell	60 68			71 H Buffalo	36 46					

Non-Div I Games:

St. Bonaventure

■ Loss, 
 ■ Non-Conf, 
 ■ S Site, 
 ■ H Home 
 ■ A Away 
 N Neutral

Average RPI Win:	<b>287</b>	WON-LOST	WINNING	LAST 10	STRENGTH OF	OPP. STRENGTH	TEAM	ADJ.	CONF.	ADJ CONF.
Average RPI Loss:	<b>129</b>	RECORD	PCT. RANK	GAMES	SCHEDULE	OF SCHEDULE	RPI	RPI	RPI	RPI
DIV. I ONLY	<b>3- 7</b>	<b>255</b>	<b>3-7</b>	<b>177</b>	<b>256</b>	<b>256</b>	<b>256</b>	<b>31</b>	<b>31</b>	
DIV. I NON-CONF.	<b>3- 7</b>	<b>253</b>	<b>3-7</b>	<b>177</b>	<b>258</b>	<b>255</b>	<b>255</b>	<b>31</b>	<b>31</b>	
TOTALS	RPI 1-25	RPI 26-50	W-L RECORDS	RPI 51-100	RPI 101-150	RPI 150+				
3- 7	0- 1	0- 1	OVERALL	0- 3	0- 0	3- 2				
2- 1	0- 0	0- 0	HOME	0- 1	0- 0	2- 0				
1- 4	0- 1	0- 1	AWAY	0- 1	0- 0	1- 1				
0- 2	0- 0	0- 0	NEUTRAL	0- 1	0- 0	0- 1				
3- 7	0- 1	0- 1	NON-CONFERENCE	0- 3	0- 0	3- 2				
2- 1	0- 0	0- 0	HOME	0- 1	0- 0	2- 0				
1- 4	0- 1	0- 1	AWAY	0- 1	0- 0	1- 1				
0- 2	0- 0	0- 0	NEUTRAL	0- 1	0- 0	0- 1				
0- 0	0- 0	0- 0	CONFERENCE	0- 0	0- 0	0- 0				
0- 0	0- 0	0- 0	HOME	0- 0	0- 0	0- 0				
0- 0	0- 0	0- 0	AWAY	0- 0	0- 0	0- 0				
0- 0	0- 0	0- 0	NEUTRAL	0- 0	0- 0	0- 0				

RPI 1-25				RPI 26-50				RPI 51-100				RPI 101+ Team's RPI: 256			
RPI	S	Opponent	Score	RPI	S	Opponent	Score	RPI	S	Opponent	Score	RPI	S	Opponent	Score
17	A	Princeton	44 <b>76</b>	37	A	Marquette	71 <b>92</b>	82	N	Pacific	62 <b>71</b>	262	H	Loyola Maryland	89 78
								87	H	Stony Brook	73 <b>86</b>	266	H	Army West Point	70 64
								98	A	Boston College	69 <b>106</b>	281	N	Ga. Southern	47 <b>78</b>
												304	A	NJIT	69 <b>88</b>
												333	A	Albany (NY)	49 41
LAST 10 Division I															
262	H	Loyola Maryland	89 78	281	N	Ga. Southern	47 <b>78</b>								
266	H	Army West Point	70 64	82	N	Pacific	62 <b>71</b>								
98	A	Boston College	69 <b>106</b>	333	A	Albany (NY)	49 41								
37	A	Marquette	71 <b>92</b>	17	A	Princeton	44 <b>76</b>								
87	H	Stony Brook	73 <b>86</b>	304	A	NJIT	69 <b>88</b>								

Non-Div I Games: East Stroudsburg 84 62

St. Francis Brooklyn

■ Loss, 
 ■ Non-Conf, 
 ■ S Site, 
 ■ Home 
 ■ A Away 
 N Neutral

Average RPI Win:	201	WON-LOST	WINNING	LAST 10	STRENGTH OF	OPP. STRENGTH	TEAM	ADJ.	CONF.	ADJ CONF.
Average RPI Loss:	87	RECORD	PCT. RANK	GAMES	SCHEDULE	OF SCHEDULE	RPI	RPI	RPI	RPI
DIV. I ONLY	9- 4	81	7-3	106	104	51	51	6	6	
DIV. I NON-CONF.	7- 4	100	5-3	69	135	59	59	6	6	
TOTALS	RPI 1-25	RPI 26-50	W-L RECORDS	RPI 51-100	RPI 101-150	RPI 150+				
9- 4	0- 1	1- 2	OVERALL	0- 0	1- 0	7- 1				
5- 0	0- 0	0- 0	HOME	0- 0	1- 0	4- 0				
4- 3	0- 1	1- 1	AWAY	0- 0	0- 0	3- 1				
0- 1	0- 0	0- 1	NEUTRAL	0- 0	0- 0	0- 0				
7- 4	0- 1	1- 2	NON-CONFERENCE	0- 0	1- 0	5- 1				
5- 0	0- 0	0- 0	HOME	0- 0	1- 0	4- 0				
2- 3	0- 1	1- 1	AWAY	0- 0	0- 0	1- 1				
0- 1	0- 0	0- 1	NEUTRAL	0- 0	0- 0	0- 0				
2- 0	0- 0	0- 0	CONFERENCE	0- 0	0- 0	2- 0				
0- 0	0- 0	0- 0	HOME	0- 0	0- 0	0- 0				
2- 0	0- 0	0- 0	AWAY	0- 0	0- 0	2- 0				
0- 0	0- 0	0- 0	NEUTRAL	0- 0	0- 0	0- 0				

RPI 1-25			RPI 26-50			RPI 51-100			Team's RPI: 51	RPI 101+		
RPI	S	Opponent	Score	RPI	S	Opponent	Score	RPI	S	Opponent	Score	
6	A	Florida St.	70 74	36	A	James Madison	73 76			104	H	Wake Forest 82 74
				48	A	Yale	80 66			151	A	Butler 67 42
				49	N	IUPUI	78 85			157	H	Massachusetts 82 71
										243	A	Xavier 75 67
										255	A	UNLV 75 79
										266	H	Army West Point 96 60
										275	A	St. Bonaventure 68 56
										278	H	Lafayette 76 44
										287	H	Fairfield 71 69
LAST 10 Division I												
48	A	Yale	80 66	151	A	Butler	67 42					
255	A	UNLV	75 79	243	A	Xavier	75 67					
49	N	IUPUI	78 85	287	H	Fairfield	71 69					
157	H	Massachusetts	82 71	6	A	Florida St.	70 74					
104	H	Wake Forest	82 74	266	H	Army West Point	96 60					

Non-Div I Games:

St. John's (NY)

Average RPI Win:	130	WON-LOST	WINNING	LAST 10	STRENGTH OF	OPP. STRENGTH	TEAM	ADJ.	CONF.	ADJ CONF.
Average RPI Loss:	92	RECORD	PCT. RANK	GAMES	SCHEDULE	OF SCHEDULE	RPI	RPI	RPI	RPI
DIV. I ONLY	11- 1	17	9-1	17	63	5	5	1	1	
DIV. I NON-CONF.	11- 1	14	9-1	18	62	5	5	1	1	
TOTALS	RPI 1-25	RPI 26-50	W-L RECORDS	RPI 51-100	RPI 101-150	RPI 150+				
11- 1	3- 0	0- 0	OVERALL	2- 1	2- 0	4- 0				
7- 0	2- 0	0- 0	HOME	1- 0	2- 0	2- 0				
1- 1	0- 0	0- 0	AWAY	0- 1	0- 0	1- 0				
3- 0	1- 0	0- 0	NEUTRAL	1- 0	0- 0	1- 0				
11- 1	3- 0	0- 0	NON-CONFERENCE	2- 1	2- 0	4- 0				
7- 0	2- 0	0- 0	HOME	1- 0	2- 0	2- 0				
1- 1	0- 0	0- 0	AWAY	0- 1	0- 0	1- 0				
3- 0	1- 0	0- 0	NEUTRAL	1- 0	0- 0	1- 0				
0- 0	0- 0	0- 0	CONFERENCE	0- 0	0- 0	0- 0				
0- 0	0- 0	0- 0	HOME	0- 0	0- 0	0- 0				
0- 0	0- 0	0- 0	AWAY	0- 0	0- 0	0- 0				
0- 0	0- 0	0- 0	NEUTRAL	0- 0	0- 0	0- 0				

RPI	S	Opponent	Score	RPI	S	Opponent	Score	RPI	S	Opponent	Score	RPI	S	Opponent	Score
8	H	Gonzaga	76 70					71	H	Buffalo	88 69	122	H	Tennessee	78 51
18	H	Ohio St.	71 52					92	A	Texas	64 69	146	H	Northern Colo.	90 36
19	N	Mississippi St.	67 62					93	N	Syracuse	77 59	163	A	San Francisco	97 71
												242	H	UC Davis	67 55
												250	N	California Baptist	83 78
												297	H	Eastern Wash.	92 27
LAST 10 Division I															
93	N	Syracuse	77 59	242	H	UC Davis	67 55	92	A	Texas	64 69	122	H	Tennessee	78 51
250	N	California Baptist	83 78	71	H	Buffalo	88 69	18	H	Ohio St.	71 52	146	H	Northern Colo.	90 36
71	H	Buffalo	88 69	8	H	Gonzaga	76 70	19	N	Mississippi St.	67 62				
8	H	Gonzaga	76 70												
146	H	Northern Colo.	90 36												

Non-Div I Games:

Stanford

Average RPI Win:	275	WON-LOST	WINNING	LAST 10	STRENGTH OF	OPP. STRENGTH	TEAM	ADJ.	CONF.	ADJ CONF.
Average RPI Loss:	109	RECORD	PCT. RANK	GAMES	SCHEDULE	OF SCHEDULE	RPI	RPI	RPI	RPI
DIV. I ONLY	3- 7	255	3-7	131	232	230	230	15	15	
DIV. I NON-CONF.	3- 7	253	3-7	125	236	231	231	15	15	
TOTALS	RPI 1-25	RPI 26-50	W-L RECORDS	RPI 51-100	RPI 101-150	RPI 150+				
3- 7	0- 1	0- 0	OVERALL	0- 2	0- 2	3- 2				
2- 2	0- 0	0- 0	HOME	0- 0	0- 1	2- 1				
1- 4	0- 1	0- 0	AWAY	0- 2	0- 1	1- 0				
0- 1	0- 0	0- 0	NEUTRAL	0- 0	0- 0	0- 1				
3- 7	0- 1	0- 0	NON-CONFERENCE	0- 2	0- 2	3- 2				
2- 2	0- 0	0- 0	HOME	0- 0	0- 1	2- 1				
1- 4	0- 1	0- 0	AWAY	0- 2	0- 1	1- 0				
0- 1	0- 0	0- 0	NEUTRAL	0- 0	0- 0	0- 1				
0- 0	0- 0	0- 0	CONFERENCE	0- 0	0- 0	0- 0				
0- 0	0- 0	0- 0	HOME	0- 0	0- 0	0- 0				
0- 0	0- 0	0- 0	AWAY	0- 0	0- 0	0- 0				
0- 0	0- 0	0- 0	NEUTRAL	0- 0	0- 0	0- 0				

RPI 1-25				RPI 26-50				RPI 51-100				RPI 101+ Team's RPI: 230			
RPI	S	Opponent	Score	RPI	S	Opponent	Score	RPI	S	Opponent	Score	RPI	S	Opponent	Score
25	A	Kentucky	48 67					57	A	UCF	40 66	116	H	Holy Cross	63 75
								78	A	Penn	41 81	122	A	Tennessee	46 73
												157	H	Bethune-Cookman	55 59
												210	H	Tulsa	66 60
												211	N	Saint Francis (PA)	73 78
												271	A	Morehead St.	58 55
												343	H	Canisius	68 52
LAST 10 Division I															
				57	A	UCF	40 66	116	H	Holy Cross	63 75				
				122	A	Tennessee	46 73	157	H	Bethune-Cookman	55 59				
				211	N	Saint Francis (PA)	73 78	343	H	Canisius	68 52				
				271	A	Morehead St.	58 55	210	H	Tulsa	66 60				
				25	A	Kentucky	48 67	78	A	Penn	41 81				

Non-Div I Games: Palm Beach Atl. 77 46 Trinity Baptist 116 40 Fla. National 80 37

Stetson



Average RPI Win:	241	WON-LOST	WINNING	LAST 10	STRENGTH OF	OPP. STRENGTH	TEAM	ADJ.	CONF.	ADJ CONF.
Average RPI Loss:	43	RECORD	PCT. RANK	GAMES	SCHEDULE	OF SCHEDULE	RPI	RPI	RPI	RPI
DIV. I ONLY	11- 1	17	9-1	319	156	87	87	28	28	
DIV. I NON-CONF.	11- 1	14	9-1	319	160	90	90	29	29	
TOTALS	RPI 1-25	RPI 26-50	W-L RECORDS	RPI 51-100	RPI 101-150	RPI 150+				
11- 1	0- 0	0- 1	OVERALL	1- 0	0- 0	10- 0				
4- 0	0- 0	0- 0	HOME	1- 0	0- 0	3- 0				
5- 1	0- 0	0- 1	AWAY	0- 0	0- 0	5- 0				
2- 0	0- 0	0- 0	NEUTRAL	0- 0	0- 0	2- 0				
11- 1	0- 0	0- 1	NON-CONFERENCE	1- 0	0- 0	10- 0				
4- 0	0- 0	0- 0	HOME	1- 0	0- 0	3- 0				
5- 1	0- 0	0- 1	AWAY	0- 0	0- 0	5- 0				
2- 0	0- 0	0- 0	NEUTRAL	0- 0	0- 0	2- 0				
0- 0	0- 0	0- 0	CONFERENCE	0- 0	0- 0	0- 0				
0- 0	0- 0	0- 0	HOME	0- 0	0- 0	0- 0				
0- 0	0- 0	0- 0	AWAY	0- 0	0- 0	0- 0				
0- 0	0- 0	0- 0	NEUTRAL	0- 0	0- 0	0- 0				

RPI 1-25			RPI 26-50			RPI 51-100			Team's RPI: 87	RPI 101+		
RPI	S	Opponent	Score	RPI	S	Opponent	Score	RPI	S	Opponent	Score	
43	A	Arkansas	58 88	84	H	Bucknell	78 73	175	N	Western Mich.	50 47	
								183	H	Iona	59 40	
								206	A	Wagner	66 45	
								228	H	Manhattan	59 54	
								256	A	St. Francis Brooklyn	86 73	
								268	A	Pittsburgh	59 56	
								285	N	Morgan St.	63 56	
								286	H	Sacred Heart	54 50	
								328	A	Hofstra	81 38	
								348	A	LIU Brooklyn	80 49	
LAST 10 Division I												
348	A	LIU Brooklyn	80 49	84	H	Bucknell	78 73					
286	H	Sacred Heart	54 50	175	N	Western Mich.	50 47					
183	H	Iona	59 40	285	N	Morgan St.	63 56					
43	A	Arkansas	58 88	206	A	Wagner	66 45					
328	A	Hofstra	81 38	268	A	Pittsburgh	59 56					

Non-Div I Games: Molloy 66 49

Stony Brook

Average RPI Win:	211	WON-LOST	WINNING	LAST 10	STRENGTH OF	OPP. STRENGTH	TEAM	ADJ.	CONF.	ADJ CONF.
Average RPI Loss:	44	RECORD	PCT. RANK	GAMES	SCHEDULE	OF SCHEDULE	RPI	RPI	RPI	RPI
DIV. I ONLY	6- 6	164	4-6	28	93	93	93	3	3	
DIV. I NON-CONF.	6- 5	150	4-5	49	131	100	100	3	3	
-----										
TOTALS	RPI 1-25	RPI 26-50	W-L RECORDS	RPI 51-100	RPI 101-150	RPI 150+				
6- 6	0- 3	0- 2	OVERALL	1- 0	2- 1	3- 0				
4- 1	0- 1	0- 0	HOME	0- 0	1- 0	3- 0				
0- 2	0- 1	0- 1	AWAY	0- 0	0- 0	0- 0				
2- 3	0- 1	0- 1	NEUTRAL	1- 0	1- 1	0- 0				
6- 5	0- 2	0- 2	NON-CONFERENCE	1- 0	2- 1	3- 0				
4- 1	0- 1	0- 0	HOME	0- 0	1- 0	3- 0				
0- 1	0- 0	0- 1	AWAY	0- 0	0- 0	0- 0				
2- 3	0- 1	0- 1	NEUTRAL	1- 0	1- 1	0- 0				
0- 1	0- 1	0- 0	CONFERENCE	0- 0	0- 0	0- 0				
0- 0	0- 0	0- 0	HOME	0- 0	0- 0	0- 0				
0- 1	0- 1	0- 0	AWAY	0- 0	0- 0	0- 0				
0- 0	0- 0	0- 0	NEUTRAL	0- 0	0- 0	0- 0				

RPI 1-25				RPI 26-50				RPI 51-100				Team's RPI: 93	RPI 101+			
RPI	S	Opponent	Score	RPI	S	Opponent	Score	RPI	S	Opponent	Score		RPI	S	Opponent	Score
3	A	Louisville	58 62	42	N	West Virginia	69 71	89	N	Michigan St.	77 63		115	N	Houston	87 62
5	N	Stanford	59 77	44	A	Michigan	76 84						123	H	Ohio	66 54
21	H	Oregon	64 81										150	N	Green Bay	73 79
													294	H	UMES	65 50
													314	H	UMBC	82 48
													333	H	Albany (NY)	75 53
-----																
LAST 10 Division I																
150	N	Green Bay	73 79	3	A	Louisville	58 62									
5	N	Stanford	59 77	42	N	West Virginia	69 71									
115	N	Houston	87 62	89	N	Michigan St.	77 63									
21	H	Oregon	64 81	314	H	UMBC	82 48									
333	H	Albany (NY)	75 53	44	A	Michigan	76 84									

Non-Div I Games:

Syracuse

TCU

Average RPI Win: 173

WON-LOST

WINNING

LAST 10

STRENGTH OF

OPP. STRENGTH

TEAM

ADJ.

CONF.

ADJ CONF.

Average RPI Loss: 36

RECORD

PCT. RANK

GAMES

SCHEDULE

OF SCHEDULE

RPI

RPI

RPI

RPI

DIV. I ONLY

9- 2

41

8-2

62

116

22

22

5

5

DIV. I NON-CONF.

9- 2

40

8-2

64

116

21

21

5

5

TOTALS

RPI 1-25

RPI 26-50

W-L RECORDS

RPI 51-100

RPI 101-150

RPI 150+

9- 2

0- 1

0- 0

OVERALL

1- 1

3- 0

5- 0

7- 0

0- 0

0- 0

HOME

1- 0

3- 0

3- 0

2- 2

0- 1

0- 0

AWAY

0- 1

0- 0

2- 0

0- 0

0- 0

NEUTRAL

0- 0

0- 0

0- 0

9- 2

0- 1

0- 0

NON-CONFERENCE

1- 1

3- 0

5- 0

7- 0

0- 0

0- 0

HOME

1- 0

3- 0

3- 0

2- 2

0- 1

0- 0

AWAY

0- 1

0- 0

2- 0

0- 0

0- 0

NEUTRAL

0- 0

0- 0

0- 0

0- 0

0- 0

CONFERENCE

0- 0

0- 0

0- 0

0- 0

0- 0

HOME

0- 0

0- 0

0- 0

0- 0

0- 0

AWAY

0- 0

0- 0

0- 0

0- 0

0- 0

NEUTRAL

0- 0

0- 0

0- 0

0- 0

RPI 1-25

Team's RPI: 22

RPI 26-50

RPI 51-100

RPI 101+

RPI S

Opponent

Score

RPI S

Opponent

Score

RPI S

Opponent

Score

RPI S

Opponent

Score

12 A

Texas A&M

68 70

59 A

Middle Tenn.

70 82

110 H

Auburn

80 65

74 H

Boise St.

77 65

123 H

Ohio

79 72

144 H

Cornell

59 49

159 H

Robert Morris

66 61

179 H

Texas St.

79 52

237 A

SMU

57 56

265 H

Nicholls St.

72 47

266 A

Army West Point

66 52

LAST 10 Division I

74 H

Boise St.

77 65

59 A

Middle Tenn.

70 82

266 A

Army West Point

66 52

179 H

Texas St.

79 52

237 A

SMU

57 56

123 H

Ohio

79 72

12 A

Texas A&M

68 70

110 H

Auburn

80 65

265 H

Nicholls St.

72 47

144 H

Cornell

59 49

Non-Div I Games:

TCU

Average RPI Win:	177	WON-LOST	WINNING	LAST 10	STRENGTH OF	OPP. STRENGTH	TEAM	ADJ.	CONF.	ADJ CONF.
Average RPI Loss:	51	RECORD	PCT. RANK	GAMES	SCHEDULE	OF SCHEDULE	RPI	RPI	RPI	RPI
DIV. I ONLY	7- 6	157	5-5	20	60	68	68	9	9	
DIV. I NON-CONF.	7- 5	130	5-4	37	97	69	69	9	9	
TOTALS	RPI 1-25	RPI 26-50	W-L RECORDS	RPI 51-100	RPI 101-150	RPI 150+				
7- 6	0- 3	0- 1	OVERALL	3- 0	0- 2	4- 0				
4- 3	0- 2	0- 1	HOME	2- 0	0- 0	2- 0				
3- 1	0- 0	0- 0	AWAY	1- 0	0- 1	2- 0				
0- 2	0- 1	0- 0	NEUTRAL	0- 0	0- 1	0- 0				
7- 5	0- 2	0- 1	NON-CONFERENCE	3- 0	0- 2	4- 0				
4- 2	0- 1	0- 1	HOME	2- 0	0- 0	2- 0				
3- 1	0- 0	0- 0	AWAY	1- 0	0- 1	2- 0				
0- 2	0- 1	0- 0	NEUTRAL	0- 0	0- 1	0- 0				
0- 1	0- 1	0- 0	CONFERENCE	0- 0	0- 0	0- 0				
0- 1	0- 1	0- 0	HOME	0- 0	0- 0	0- 0				
0- 0	0- 0	0- 0	AWAY	0- 0	0- 0	0- 0				
0- 0	0- 0	0- 0	NEUTRAL	0- 0	0- 0	0- 0				

RPI S	Opponent	Score	RPI S	Opponent	Score	RPI S	Opponent	Score	Team's RPI: 68	RPI S	Opponent	Score
1	H UConn	54 83	29	H FGCU	67 93	84	A Bucknell	72 61		124	N North Carolina	58 71
7	H South Carolina	71 78				88	H Duquesne	85 72		133	A Saint Joseph's	63 67
14	N Creighton	59 69				95	H Villanova	74 69		189	A La Salle	72 69
										243	H Xavier	78 65
										252	A Towson	74 59
										287	H Fairfield	77 59
LAST 10 Division I												
14	N Creighton	59 69	189	A La Salle	72 69							
124	N North Carolina	58 71	29	H FGCU	67 93							
84	A Bucknell	72 61	95	H Villanova	74 69							
1	H UConn	54 83	7	H South Carolina	71 78							
243	H Xavier	78 65	252	A Towson	74 59							

Non-Div I Games:

Temple

## Tennessee

Through Games Of Dec. 31, 2019

Average RPI Win:	242	WON-LOST	WINNING	LAST 10	STRENGTH OF	OPP. STRENGTH	TEAM	ADJ.	CONF.	ADJ CONF.
Average RPI Loss:	49	RECORD	PCT. RANK	GAMES	SCHEDULE	OF SCHEDULE	RPI	RPI	RPI	RPI
DIV. I ONLY	10- 2	33	8-2	315	89	122	122	4	4	
DIV. I NON-CONF.	10- 2	31	8-2	314	92	123	123	4	4	
TOTALS	RPI 1-25	RPI 26-50	W-L RECORDS	RPI 51-100	RPI 101-150	RPI 150+				
10- 2	0- 1	0- 0	OVERALL	1- 1	0- 0	9- 0				
7- 1	0- 0	0- 0	HOME	0- 1	0- 0	7- 0				
3- 1	0- 1	0- 0	AWAY	1- 0	0- 0	2- 0				
0- 0	0- 0	0- 0	NEUTRAL	0- 0	0- 0	0- 0				
10- 2	0- 1	0- 0	NON-CONFERENCE	1- 1	0- 0	9- 0				
7- 1	0- 0	0- 0	HOME	0- 1	0- 0	7- 0				
3- 1	0- 1	0- 0	AWAY	1- 0	0- 0	2- 0				
0- 0	0- 0	0- 0	NEUTRAL	0- 0	0- 0	0- 0				
0- 0	0- 0	0- 0	CONFERENCE	0- 0	0- 0	0- 0				
0- 0	0- 0	0- 0	HOME	0- 0	0- 0	0- 0				
0- 0	0- 0	0- 0	AWAY	0- 0	0- 0	0- 0				
0- 0	0- 0	0- 0	NEUTRAL	0- 0	0- 0	0- 0				

RPI S	Opponent	Score	RPI S	Opponent	Score	RPI S	Opponent	Score	RPI S	Opponent	Score
5	A Stanford	51 78				85	A Notre Dame	74 63	168	H Howard	88 38
						92	H Texas	60 66	184	A Portland St.	88 61
									230	H Stetson	73 46
									240	A ETSU	72 68
									288	H Colorado St.	79 41
									292	H Central Ark.	63 36
									298	H Ark.-Pine Bluff	92 51
									312	H Air Force	81 54
									324	H Tennessee St.	73 43
LAST 10 Division I											
312	H Air Force	81 54	168	H Howard	88 38						
298	H Ark.-Pine Bluff	92 51	184	A Portland St.	88 61						
230	H Stetson	73 46	5	A Stanford	51 78						
324	H Tennessee St.	73 43	288	H Colorado St.	79 41						
85	A Notre Dame	74 63	92	H Texas	60 66						

Non-Div I Games:

Tennessee

Loss, 
Non-Conf, S Site, H Home
A Away 
N Neutral

Average RPI Win:	0	WON-LOST	WINNING	LAST 10	STRENGTH OF	OPP. STRENGTH	TEAM	ADJ.	CONF.	ADJ CONF.
Average RPI Loss:	188	RECORD	PCT. RANK	GAMES	SCHEDULE	OF SCHEDULE	RPI	RPI	RPI	RPI
DIV. I ONLY	0- 8	339	0-8	115	332	324	324	19	19	
DIV. I NON-CONF.	0- 8	338	0-8	111	334	323	323	20	20	
TOTALS	RPI 1-25	RPI 26-50	W-L RECORDS	RPI 51-100	RPI 101-150	RPI 150+				
0- 8	0- 0	0- 1	OVERALL	0- 1	0- 2	0- 4				
0- 5	0- 0	0- 0	HOME	0- 1	0- 1	0- 3				
0- 3	0- 0	0- 1	AWAY	0- 0	0- 1	0- 1				
0- 0	0- 0	0- 0	NEUTRAL	0- 0	0- 0	0- 0				
0- 8	0- 0	0- 1	NON-CONFERENCE	0- 1	0- 2	0- 4				
0- 5	0- 0	0- 0	HOME	0- 1	0- 1	0- 3				
0- 3	0- 0	0- 1	AWAY	0- 0	0- 1	0- 1				
0- 0	0- 0	0- 0	NEUTRAL	0- 0	0- 0	0- 0				
0- 0	0- 0	0- 0	CONFERENCE	0- 0	0- 0	0- 0				
0- 0	0- 0	0- 0	HOME	0- 0	0- 0	0- 0				
0- 0	0- 0	0- 0	AWAY	0- 0	0- 0	0- 0				
0- 0	0- 0	0- 0	NEUTRAL	0- 0	0- 0	0- 0				

RPI S	Opponent	Score	RPI S	Opponent	Score	RPI S	Opponent	Score	RPI S	Opponent	Score	Team's RPI: 324
46	A Arizona	42 77	58	H Vanderbilt	55 106	122	A Tennessee	43 73	148	H Columbia	65 75	
						233	H North Ala.	63 88	259	A South Alabama	48 70	
						319	H Lipscomb	64 74	320	H Alcorn	57 62	
LAST 10 Division I												
320	H Alcorn	57 62	148	H Columbia	65 75							
233	H North Ala.	63 88	46	A Arizona	42 77							
122	A Tennessee	43 73	319	H Lipscomb	64 74							
			259	A South Alabama	48 70							
			58	H Vanderbilt	55 106							

Non-Div I Games: Wilberforce 83 65 Fisk 91 50

Tennessee St.

## Tennessee Tech

Through Games Of Dec. 31, 2019

Average RPI Win:	297	WON-LOST	WINNING	LAST 10	STRENGTH OF	OPP. STRENGTH	TEAM	ADJ.	CONF.	ADJ CONF.
Average RPI Loss:	90	RECORD	PCT. RANK	GAMES	SCHEDULE	OF SCHEDULE	RPI	RPI	RPI	RPI
DIV. I ONLY	5- 4	139	5-4	336	146	221	221	19	19	
DIV. I NON-CONF.	5- 4	139	5-4	336	150	224	224	20	20	
TOTALS	RPI 1-25	RPI 26-50	W-L RECORDS	RPI 51-100	RPI 101-150	RPI 150+				
5- 4	0- 0	0- 0	OVERALL	0- 3	0- 0	5- 1				
2- 0	0- 0	0- 0	HOME	0- 0	0- 0	2- 0				
2- 3	0- 0	0- 0	AWAY	0- 3	0- 0	2- 0				
1- 1	0- 0	0- 0	NEUTRAL	0- 0	0- 0	1- 1				
5- 4	0- 0	0- 0	NON-CONFERENCE	0- 3	0- 0	5- 1				
2- 0	0- 0	0- 0	HOME	0- 0	0- 0	2- 0				
2- 3	0- 0	0- 0	AWAY	0- 3	0- 0	2- 0				
1- 1	0- 0	0- 0	NEUTRAL	0- 0	0- 0	1- 1				
0- 0	0- 0	0- 0	CONFERENCE	0- 0	0- 0	0- 0				
0- 0	0- 0	0- 0	HOME	0- 0	0- 0	0- 0				
0- 0	0- 0	0- 0	AWAY	0- 0	0- 0	0- 0				
0- 0	0- 0	0- 0	NEUTRAL	0- 0	0- 0	0- 0				

RPI 1-25			RPI 26-50			RPI 51-100			RPI 101+			Team's RPI: 221
RPI	S	Opponent	Score	RPI	S	Opponent	Score	RPI	S	Opponent	Score	
						58 A Vanderbilt	61 75	156 A Samford			72 57	
						59 A Middle Tenn.	58 64	167 N Northern Ill.			74 82	
						76 A Southern Ill.	65 76	319 H Lipscomb			78 58	
								331 A Western Caro.			62 58	
								332 N Detroit Mercy			69 47	
								349 H La.-Monroe			75 68	
LAST 10 Division I												
319 H Lipscomb			78 58	58 A Vanderbilt			61 75					
331 A Western Caro.			62 58	332 N Detroit Mercy			69 47					
76 A Southern Ill.			65 76	167 N Northern Ill.			74 82					
349 H La.-Monroe			75 68	156 A Samford			72 57					
				59 A Middle Tenn.			58 64					

Non-Div I Games: Tenn. Wesleyan 94 45 Cumberland (TN) 88 51

Tennessee Tech

■ Loss, 
 ■ Non-Conf, 
 ■ S Site, 
 ■ H Home 
 ■ A Away 
 N Neutral

Average RPI Win:	216	WON-LOST	WINNING	LAST 10	STRENGTH OF	OPP. STRENGTH	TEAM	ADJ.	CONF.	ADJ CONF.
Average RPI Loss:	85	RECORD	PCT. RANK	GAMES	SCHEDULE	OF SCHEDULE	RPI	RPI	RPI	RPI
DIV. I ONLY	8- 4	89	7-3	118	181	92	92	5	5	
DIV. I NON-CONF.	8- 4	89	7-3	113	181	93	93	5	5	
TOTALS	RPI 1-25	RPI 26-50	W-L RECORDS	RPI 51-100	RPI 101-150	RPI 150+				
8- 4	1- 1	0- 1	OVERALL	0- 0	2- 2	5- 0				
6- 1	1- 0	0- 1	HOME	0- 0	1- 0	4- 0				
1- 2	0- 0	0- 0	AWAY	0- 0	1- 2	0- 0				
1- 1	0- 1	0- 0	NEUTRAL	0- 0	0- 0	1- 0				
8- 4	1- 1	0- 1	NON-CONFERENCE	0- 0	2- 2	5- 0				
6- 1	1- 0	0- 1	HOME	0- 0	1- 0	4- 0				
1- 2	0- 0	0- 0	AWAY	0- 0	1- 2	0- 0				
1- 1	0- 1	0- 0	NEUTRAL	0- 0	0- 0	1- 0				
0- 0	0- 0	0- 0	CONFERENCE	0- 0	0- 0	0- 0				
0- 0	0- 0	0- 0	HOME	0- 0	0- 0	0- 0				
0- 0	0- 0	0- 0	AWAY	0- 0	0- 0	0- 0				
0- 0	0- 0	0- 0	NEUTRAL	0- 0	0- 0	0- 0				

RPI 1-25				RPI 26-50				RPI 51-100				Team's RPI: 92				RPI 101+			
RPI	S	Opponent	Score	RPI	S	Opponent	Score	RPI	S	Opponent	Score					RPI	S	Opponent	Score
5	H	Stanford	69 64	46	H	Arizona	58 83									122	A	Tennessee	66 60
20	N	NC State	73 84													123	H	Ohio	73 60
																128	A	South Fla.	57 64
																147	A	Hawaii	60 73
																220	N	North Texas	63 57
																248	H	Southern U.	93 39
																333	H	Northwestern St.	91 49
																338	H	UTRGV	85 69
																339	H	UTSA	84 53
LAST 10 Division I																			
333	H	Northwestern St.	91 49	122	A	Tennessee	66 60												
5	H	Stanford	69 64	147	A	Hawaii	60 73												
123	H	Ohio	73 60	220	N	North Texas	63 57												
338	H	UTRGV	85 69	20	N	NC State	73 84												
46	H	Arizona	58 83	248	H	Southern U.	93 39												

Non-Div I Games:

Texas



Average RPI Win:	135	WON-LOST	WINNING	LAST 10	STRENGTH OF	OPP. STRENGTH	TEAM	ADJ.	CONF.	ADJ CONF.
Average RPI Loss:	6	RECORD	PCT. RANK	GAMES	SCHEDULE	OF SCHEDULE	RPI	RPI	RPI	RPI
DIV. I ONLY	12- 1	10	9-1	50	29	12	12	4	4	
DIV. I NON-CONF.	12- 1	10	9-1	48	29	11	11	4	4	
TOTALS	RPI 1-25	RPI 26-50	W-L RECORDS	RPI 51-100	RPI 101-150	RPI 150+				
12- 1	1- 1	3- 0	OVERALL	1- 0	2- 0	5- 0				
8- 0	1- 0	2- 0	HOME	0- 0	1- 0	4- 0				
2- 0	0- 0	0- 0	AWAY	1- 0	0- 0	1- 0				
2- 1	0- 1	1- 0	NEUTRAL	0- 0	1- 0	0- 0				
12- 1	1- 1	3- 0	NON-CONFERENCE	1- 0	2- 0	5- 0				
8- 0	1- 0	2- 0	HOME	0- 0	1- 0	4- 0				
2- 0	0- 0	0- 0	AWAY	1- 0	0- 0	1- 0				
2- 1	0- 1	1- 0	NEUTRAL	0- 0	1- 0	0- 0				
0- 0	0- 0	0- 0	CONFERENCE	0- 0	0- 0	0- 0				
0- 0	0- 0	0- 0	HOME	0- 0	0- 0	0- 0				
0- 0	0- 0	0- 0	AWAY	0- 0	0- 0	0- 0				
0- 0	0- 0	0- 0	NEUTRAL	0- 0	0- 0	0- 0				

RPI 1-25				RPI 26-50				RPI 51-100				RPI 101+			
RPI	S	Opponent	Score	RPI	S	Opponent	Score	RPI	S	Opponent	Score	RPI	S	Opponent	Score
6	N	Florida St.	58 80	31	H	Duke	79 58	80	A	Southern California	74 64	115	H	Houston	72 43
22	H	TCU	70 68	32	N	Georgia Tech	60 48					139	N	Montana St.	78 67
				39	H	Oklahoma St.	74 62					199	H	Little Rock	78 35
												215	A	Rice	62 61
												218	H	A&M-Corpus Christi	85 48
												238	H	Prairie View	80 38
												292	H	Central Ark.	76 46
LAST 10 Division I															
218	H	A&M-Corpus Christi	85 48	115	H	Houston	72 43								
139	N	Montana St.	78 67	22	H	TCU	70 68								
32	N	Georgia Tech	60 48	39	H	Oklahoma St.	74 62								
238	H	Prairie View	80 38	292	H	Central Ark.	76 46								
80	A	Southern California	74 64	6	N	Florida St.	58 80								

Non-Div I Games:

Texas A&amp;M

## Texas Southern

Through Games Of Dec. 31, 2019

Average RPI Win:	198	WON-LOST	WINNING	LAST 10	STRENGTH OF	OPP. STRENGTH	TEAM	ADJ.	CONF.	ADJ CONF.
Average RPI Loss:	83	RECORD	PCT. RANK	GAMES	SCHEDULE	OF SCHEDULE	RPI	RPI	RPI	RPI
DIV. I ONLY	5- 6	196	4-6	33	136	65	65	27	27	
DIV. I NON-CONF.	5- 6	187	4-6	33	139	65	65	27	27	
TOTALS	RPI 1-25	RPI 26-50	W-L RECORDS	RPI 51-100	RPI 101-150	RPI 150+				
5- 6	0- 2	0- 1	OVERALL	0- 0	2- 2	3- 1				
1- 0	0- 0	0- 0	HOME	0- 0	0- 0	1- 0				
4- 4	0- 2	0- 1	AWAY	0- 0	2- 1	2- 0				
0- 2	0- 0	0- 0	NEUTRAL	0- 0	0- 1	0- 1				
5- 6	0- 2	0- 1	NON-CONFERENCE	0- 0	2- 2	3- 1				
1- 0	0- 0	0- 0	HOME	0- 0	0- 0	1- 0				
4- 4	0- 2	0- 1	AWAY	0- 0	2- 1	2- 0				
0- 2	0- 0	0- 0	NEUTRAL	0- 0	0- 1	0- 1				
0- 0	0- 0	0- 0	CONFERENCE	0- 0	0- 0	0- 0				
0- 0	0- 0	0- 0	HOME	0- 0	0- 0	0- 0				
0- 0	0- 0	0- 0	AWAY	0- 0	0- 0	0- 0				
0- 0	0- 0	0- 0	NEUTRAL	0- 0	0- 0	0- 0				

RPI 1-25				RPI 26-50				RPI 51-100				Team's RPI: 65	RPI 101+			
RPI	S	Opponent	Score	RPI	S	Opponent	Score	RPI	S	Opponent	Score		RPI	S	Opponent	Score
8	A	Gonzaga	45 80	35	A	Colorado	50 74						111	A	UT Arlington	74 63
21	A	Oregon	63 99										121	A	Iowa St.	59 79
													125	N	UAB	68 84
													147	A	Hawaii	74 57
													178	A	Tulane	72 62
													186	N	Utah	52 61
													215	H	Rice	63 56
													338	A	UTRGV	71 44
LAST 10 Division I																
111	A	UT Arlington	74 63	8	A	Gonzaga	45 80									
125	N	UAB	68 84	215	H	Rice	63 56									
178	A	Tulane	72 62	35	A	Colorado	50 74									
121	A	Iowa St.	59 79	147	A	Hawaii	74 57									
21	A	Oregon	63 99	186	N	Utah	52 61									

Non-Div I Games:

Texas Southern

■ Loss, 
 ■ Non-Conf, 
 ■ S Site, 
 ■ Home 
 ■ A Away 
 N Neutral

Average RPI Win:	247	WON-LOST	WINNING	LAST 10	STRENGTH OF	OPP. STRENGTH	TEAM	ADJ.	CONF.	ADJ CONF.
Average RPI Loss:	140	RECORD	PCT. RANK	GAMES	SCHEDULE	OF SCHEDULE	RPI	RPI	RPI	RPI
DIV. I ONLY	5- 4	139	5-4	281	193	179	179	22	22	
DIV. I NON-CONF.	5- 4	139	5-4	285	190	178	178	22	22	
TOTALS	RPI 1-25	RPI 26-50	W-L RECORDS	RPI 51-100	RPI 101-150	RPI 150+				
5- 4	0- 1	0- 1	OVERALL	0- 0	0- 0	5- 2				
4- 0	0- 0	0- 0	HOME	0- 0	0- 0	4- 0				
1- 4	0- 1	0- 1	AWAY	0- 0	0- 0	1- 2				
0- 0	0- 0	0- 0	NEUTRAL	0- 0	0- 0	0- 0				
5- 4	0- 1	0- 1	NON-CONFERENCE	0- 0	0- 0	5- 2				
4- 0	0- 0	0- 0	HOME	0- 0	0- 0	4- 0				
1- 4	0- 1	0- 1	AWAY	0- 0	0- 0	1- 2				
0- 0	0- 0	0- 0	NEUTRAL	0- 0	0- 0	0- 0				
0- 0	0- 0	0- 0	CONFERENCE	0- 0	0- 0	0- 0				
0- 0	0- 0	0- 0	HOME	0- 0	0- 0	0- 0				
0- 0	0- 0	0- 0	AWAY	0- 0	0- 0	0- 0				
0- 0	0- 0	0- 0	NEUTRAL	0- 0	0- 0	0- 0				

RPI 1-25				RPI 26-50				RPI 51-100				RPI 101+ Team's RPI: 179			
RPI	S	Opponent	Score	RPI	S	Opponent	Score	RPI	S	Opponent	Score	RPI	S	Opponent	Score
22	A	TCU	52 79	41	A	Kansas	48 68					161	H	New Orleans	51 49
												195	A	Dartmouth	61 51
												212	A	Oral Roberts	57 63
												218	H	A&M-Corpus Christi	57 48
												285	A	Morgan St.	62 72
												320	H	Alcorn	67 59
												339	H	UTSA	74 69
LAST 10 Division I															
320	H	Alcorn	67 59	195	A	Dartmouth	61 51								
22	A	TCU	52 79	339	H	UTSA	74 69								
285	A	Morgan St.	62 72	218	H	A&M-Corpus Christi	57 48								
212	A	Oral Roberts	57 63	161	H	New Orleans	51 49								
				41	A	Kansas	48 68								

Non-Div I Games: Texas Lutheran 72 31 Tex. Permian Basin 83 45

Texas St.

Average RPI Win: 287		WON-LOST	WINNING	LAST 10	STRENGTH OF	OPP. STRENGTH	TEAM	ADJ.	CONF.	ADJ CONF.
Average RPI Loss: 0		RECORD	PCT. RANK	GAMES	SCHEDULE	OF SCHEDULE	RPI	RPI	RPI	RPI
DIV. I ONLY		11- 0	1	10-0	351	247	181	181	5	5
DIV. I NON-CONF.		11- 0	1	10-0	351	251	180	180	5	5
TOTALS	RPI 1-25	RPI 26-50		W-L RECORDS		RPI 51-100	RPI 101-150	RPI 150+		
11- 0	0- 0	0- 0		OVERALL		0- 0	0- 0	11- 0		
9- 0	0- 0	0- 0		HOME		0- 0	0- 0	9- 0		
1- 0	0- 0	0- 0		AWAY		0- 0	0- 0	1- 0		
1- 0	0- 0	0- 0		NEUTRAL		0- 0	0- 0	1- 0		
11- 0	0- 0	0- 0		NON-CONFERENCE		0- 0	0- 0	11- 0		
9- 0	0- 0	0- 0		HOME		0- 0	0- 0	9- 0		
1- 0	0- 0	0- 0		AWAY		0- 0	0- 0	1- 0		
1- 0	0- 0	0- 0		NEUTRAL		0- 0	0- 0	1- 0		
0- 0	0- 0	0- 0		CONFERENCE		0- 0	0- 0	0- 0		
0- 0	0- 0	0- 0		HOME		0- 0	0- 0	0- 0		
0- 0	0- 0	0- 0		AWAY		0- 0	0- 0	0- 0		
0- 0	0- 0	0- 0		NEUTRAL		0- 0	0- 0	0- 0		

RPI 1-25				RPI 26-50				RPI 51-100				RPI 101+				Team's RPI: 181	
RPI	S	Opponent	Score	RPI	S	Opponent	Score	RPI	S	Opponent	Score	RPI	S	Opponent	Score		
												165	H	Sam Houston St.	99	57	
												214	A	San Diego	64	60	
												238	H	Prairie View	82	48	
												260	H	Houston Baptist	59	51	
												296	H	Ole Miss	84	48	
												298	H	Ark.-Pine Bluff	81	55	
												323	N	Purdue Fort Wayne	82	48	
												333	H	Northwestern St.	79	49	
												339	H	UTSA	115	58	
												346	H	Florida A&M	98	60	
												349	H	La.-Monroe	83	38	
LAST 10 Division I																	
339	H	UTSA	115	58	260	H	Houston Baptist	59	51								
349	H	La.-Monroe	83	38	296	H	Ole Miss	84	48								
298	H	Ark.-Pine Bluff	81	55	214	A	San Diego	64	60								
238	H	Prairie View	82	48	323	N	Purdue Fort Wayne	82	48								
346	H	Florida A&M	98	60	333	H	Northwestern St.	79	49								

Non-Div I Games:

**Texas Tech**

Loss, Non-Conf, S Site, H Home A Away N Neutral

RPI 1-25				RPI 26-50				RPI 51-100				RPI 101+				Team's RPI: 216	
RPI	S	Opponent	Score	RPI	S	Opponent	Score	RPI	S	Opponent	Score	RPI	S	Opponent	Score		
								56	N	Troy	64 71	137	H	Memphis	76 83		
								82	N	Pacific	66 65	145	H	Valparaiso	54 61		
								85	A	Notre Dame	51 54	149	H	Dayton	42 60		
								88	A	Duquesne	74 79	318	A	Georgia St.	74 48		
								94	H	Belmont	53 48	332	A	Detroit Mercy	82 64		
												343	H	Canisius	83 65		
LAST 10 Division I																	
				343	H	Canisius	83 65	88	A	Duquesne	74 79						
				82	N	Pacific	66 65	94	H	Belmont	53 48						
				56	N	Troy	64 71	145	H	Valparaiso	54 61						
				332	A	Detroit Mercy	82 64	137	H	Memphis	76 83						
				149	H	Dayton	42 60	85	A	Notre Dame	51 54						

## Toledo

Average RPI Win:	229	WON-LOST	WINNING	LAST 10	STRENGTH OF	OPP. STRENGTH	TEAM	ADJ.	CONF.	ADJ CONF.
Average RPI Loss:	143	RECORD	PCT. RANK	GAMES	SCHEDULE	OF SCHEDULE	RPI	RPI	RPI	RPI
DIV. I ONLY	4- 6	216	4-6	231	99	252	252	16	16	
DIV. I NON-CONF.	4- 6	212	4-6	233	100	252	252	16	16	
TOTALS	RPI 1-25	RPI 26-50	W-L RECORDS	RPI 51-100	RPI 101-150	RPI 150+				
4- 6	0- 1	0- 1	OVERALL	0- 1	0- 0	4- 3				
3- 2	0- 0	0- 0	HOME	0- 1	0- 0	3- 1				
0- 3	0- 0	0- 1	AWAY	0- 0	0- 0	0- 2				
1- 1	0- 1	0- 0	NEUTRAL	0- 0	0- 0	1- 0				
4- 6	0- 1	0- 1	NON-CONFERENCE	0- 1	0- 0	4- 3				
3- 2	0- 0	0- 0	HOME	0- 1	0- 0	3- 1				
0- 3	0- 0	0- 1	AWAY	0- 0	0- 0	0- 2				
1- 1	0- 1	0- 0	NEUTRAL	0- 0	0- 0	1- 0				
0- 0	0- 0	0- 0	CONFERENCE	0- 0	0- 0	0- 0				
0- 0	0- 0	0- 0	HOME	0- 0	0- 0	0- 0				
0- 0	0- 0	0- 0	AWAY	0- 0	0- 0	0- 0				
0- 0	0- 0	0- 0	NEUTRAL	0- 0	0- 0	0- 0				

RPI 1-25			RPI 26-50			RPI 51-100			RPI 101+			Team's RPI: 252
RPI	S	Opponent	Score	RPI	S	Opponent	Score	RPI	S	Opponent	Score	
16	N	Iowa	72 100	45	A	Rutgers	53 67	68	H	Temple	59 74	183 N Iona 75 58
												202 H Mt. St. Mary's 73 57
												204 H American 63 60
												209 H Penn St. 67 73
												214 A San Diego 67 81
												308 A San Diego St. 72 80
												325 H Marshall 59 56
LAST 10 Division I												
325	H	Marshall	59 56	16	N	Iowa	72 100	204	H	American	63 60	
45	A	Rutgers	53 67	202	H	Mt. St. Mary's	73 57	214	A	San Diego	67 81	
68	H	Temple	59 74	308	A	San Diego St.	72 80					
183	N	Iona	75 58									
209	H	Penn St.	67 73									

Non-Div I Games:

Towson

Average RPI Win:	201	WON-LOST	WINNING	LAST 10	STRENGTH OF	OPP. STRENGTH	TEAM	ADJ.	CONF.	ADJ CONF.
Average RPI Loss:	25	RECORD	PCT. RANK	GAMES	SCHEDULE	OF SCHEDULE	RPI	RPI	RPI	RPI
DIV. I ONLY	7- 2	51	7-2	227	39	56	56	22	22	
DIV. I NON-CONF.	7- 2	56	7-2	228	36	54	54	22	22	
TOTALS	RPI 1-25	RPI 26-50	W-L RECORDS	RPI 51-100	RPI 101-150	RPI 150+				
7- 2	0- 1	0- 1	OVERALL	1- 0	0- 0	6- 0				
2- 0	0- 0	0- 0	HOME	0- 0	0- 0	2- 0				
3- 2	0- 1	0- 1	AWAY	0- 0	0- 0	3- 0				
2- 0	0- 0	0- 0	NEUTRAL	1- 0	0- 0	1- 0				
7- 2	0- 1	0- 1	NON-CONFERENCE	1- 0	0- 0	6- 0				
2- 0	0- 0	0- 0	HOME	0- 0	0- 0	2- 0				
3- 2	0- 1	0- 1	AWAY	0- 0	0- 0	3- 0				
2- 0	0- 0	0- 0	NEUTRAL	1- 0	0- 0	1- 0				
0- 0	0- 0	0- 0	CONFERENCE	0- 0	0- 0	0- 0				
0- 0	0- 0	0- 0	HOME	0- 0	0- 0	0- 0				
0- 0	0- 0	0- 0	AWAY	0- 0	0- 0	0- 0				
0- 0	0- 0	0- 0	NEUTRAL	0- 0	0- 0	0- 0				

RPI 1-25				RPI 26-50				RPI 51-100				Team's RPI: 56		RPI 101+			
RPI	S	Opponent	Score	RPI	S	Opponent	Score	RPI	S	Opponent	Score			RPI	S	Opponent	Score
19	A	Mississippi St.	82 122	31	A	Duke	85 99	77	N	Kent St.	71 64			156	A	Samford	74 65
														157	A	Bethune-Cookman	68 62
														216	N	Toledo	71 64
														226	A	Chattanooga	90 51
														240	H	ETSU	79 61
														336	H	Jacksonville St.	94 64
LAST 10 Division I																	
				77	N	Kent St.	71 64			157	A	Bethune-Cookman	68 62				
				216	N	Toledo	71 64			31	A	Duke	85 99				
				226	A	Chattanooga	90 51			19	A	Mississippi St.	82 122				
				240	H	ETSU	79 61			336	H	Jacksonville St.	94 64				
										156	A	Samford	74 65				

Non-Div I Games: AUM 72 42 Fort Valley St. 101 52

Troy

Average RPI Win:	219	WON-LOST	WINNING	LAST 10	STRENGTH OF	OPP. STRENGTH	TEAM	ADJ.	CONF.	ADJ CONF.
Average RPI Loss:	86	RECORD	PCT. RANK	GAMES	SCHEDULE	OF SCHEDULE	RPI	RPI	RPI	RPI
DIV. I ONLY	5- 8	225	3-7	58	161	178	178	9	9	
DIV. I NON-CONF.	5- 8	221	3-7	62	166	177	177	9	9	
TOTALS	RPI 1-25	RPI 26-50	W-L RECORDS	RPI 51-100	RPI 101-150	RPI 150+				
5- 8	0- 0	0- 2	OVERALL	1- 5	0- 0	4- 1				
3- 6	0- 0	0- 2	HOME	0- 3	0- 0	3- 1				
2- 0	0- 0	0- 0	AWAY	1- 0	0- 0	1- 0				
0- 2	0- 0	0- 0	NEUTRAL	0- 2	0- 0	0- 0				
5- 8	0- 0	0- 2	NON-CONFERENCE	1- 5	0- 0	4- 1				
3- 6	0- 0	0- 2	HOME	0- 3	0- 0	3- 1				
2- 0	0- 0	0- 0	AWAY	1- 0	0- 0	1- 0				
0- 2	0- 0	0- 0	NEUTRAL	0- 2	0- 0	0- 0				
0- 0	0- 0	0- 0	CONFERENCE	0- 0	0- 0	0- 0				
0- 0	0- 0	0- 0	HOME	0- 0	0- 0	0- 0				
0- 0	0- 0	0- 0	AWAY	0- 0	0- 0	0- 0				
0- 0	0- 0	0- 0	NEUTRAL	0- 0	0- 0	0- 0				

RPI 1-25			RPI 26-50			RPI 51-100			RPI 101+			Team's RPI: 178
RPI	S	Opponent	Score	RPI	S	Opponent	Score	RPI	S	Opponent	Score	
35	H	Colorado	52 62	53	N	Charlotte	56 60	196	A	Southern Miss.	62 58	
40	H	LSU	54 59	59	H	Middle Tenn.	62 64	224	H	Jackson St.	82 46	
				65	H	Texas Southern	62 72	259	H	South Alabama	53 62	
				75	H	Alabama	56 66	281	H	Ga. Southern	56 40	
				98	N	Boston College	76 89	292	H	Central Ark.	65 38	
				100	A	Washington	64 62					
LAST 10 Division I												
281	H	Ga. Southern	56 40	53	N	Charlotte	56 60					
35	H	Colorado	52 62	98	N	Boston College	76 89					
65	H	Texas Southern	62 72	75	H	Alabama	56 66					
259	H	South Alabama	53 62	292	H	Central Ark.	65 38					
196	A	Southern Miss.	62 58	40	H	LSU	54 59					

Non-Div I Games:

Tulane



Average RPI Win:	253	WON-LOST	WINNING	LAST 10	STRENGTH OF	OPP. STRENGTH	TEAM	ADJ.	CONF.	ADJ CONF.
Average RPI Loss:	101	RECORD	PCT. RANK	GAMES	SCHEDULE	OF SCHEDULE	RPI	RPI	RPI	RPI
DIV. I ONLY	5- 8	225	4-6	138	160	210	210	9	9	
DIV. I NON-CONF.	5- 8	221	4-6	135	165	210	210	9	9	
TOTALS	RPI 1-25	RPI 26-50	W-L RECORDS	RPI 51-100	RPI 101-150	RPI 150+				
5- 8	0- 0	0- 4	OVERALL	0- 1	0- 1	5- 2				
4- 2	0- 0	0- 1	HOME	0- 0	0- 1	4- 0				
1- 4	0- 0	0- 1	AWAY	0- 1	0- 0	1- 2				
0- 2	0- 0	0- 2	NEUTRAL	0- 0	0- 0	0- 0				
5- 8	0- 0	0- 4	NON-CONFERENCE	0- 1	0- 1	5- 2				
4- 2	0- 0	0- 1	HOME	0- 0	0- 1	4- 0				
1- 4	0- 0	0- 1	AWAY	0- 1	0- 0	1- 2				
0- 2	0- 0	0- 2	NEUTRAL	0- 0	0- 0	0- 0				
0- 0	0- 0	0- 0	CONFERENCE	0- 0	0- 0	0- 0				
0- 0	0- 0	0- 0	HOME	0- 0	0- 0	0- 0				
0- 0	0- 0	0- 0	AWAY	0- 0	0- 0	0- 0				
0- 0	0- 0	0- 0	NEUTRAL	0- 0	0- 0	0- 0				

RPI S	Opponent	Score	RPI S	Opponent	Score	RPI S	Opponent	Score	RPI S	Opponent	Score	Team's RPI: 210
			33 N	Western Ky.	63 76	90 A	Abilene Christian	63 73	138 H	SFA	63 67	
			37 N	Marquette	60 61				199 A	Little Rock	51 63	
			39 H	Oklahoma St.	48 78				212 H	Oral Roberts	67 65	
			43 A	Arkansas	41 91				230 A	Stetson	60 66	
									239 H	Arkansas St.	79 77	
									251 A	UTEP	58 51	
									277 H	LMU (CA)	75 56	
									288 H	Colorado St.	61 55	
LAST 10 Division I												
251 A	UTEP	58 51	90 A	Abilene Christian	63 73							
288 H	Colorado St.	61 55	37 N	Marquette	60 61							
230 A	Stetson	60 66	33 N	Western Ky.	63 76							
43 A	Arkansas	41 91	277 H	LMU (CA)	75 56							
199 A	Little Rock	51 63	212 H	Oral Roberts	67 65							

Non-Div I Games:

Tulsa

Average RPI Win:	202	WON-LOST	WINNING	LAST 10	STRENGTH OF	OPP. STRENGTH	TEAM	ADJ.	CONF.	ADJ CONF.
Average RPI Loss:	71	RECORD	PCT. RANK	GAMES	SCHEDULE	OF SCHEDULE	RPI	RPI	RPI	RPI
DIV. I ONLY	6- 4	122	6-4	181	52	125	125	14	14	
DIV. I NON-CONF.	6- 4	122	6-4	181	49	127	127	14	14	
TOTALS	RPI 1-25	RPI 26-50	W-L RECORDS	RPI 51-100	RPI 101-150	RPI 150+				
6- 4	0- 0	0- 2	OVERALL	1- 1	1- 1	4- 0				
4- 1	0- 0	0- 0	HOME	0- 1	1- 0	3- 0				
1- 2	0- 0	0- 1	AWAY	0- 0	0- 1	1- 0				
1- 1	0- 0	0- 1	NEUTRAL	1- 0	0- 0	0- 0				
6- 4	0- 0	0- 2	NON-CONFERENCE	1- 1	1- 1	4- 0				
4- 1	0- 0	0- 0	HOME	0- 1	1- 0	3- 0				
1- 2	0- 0	0- 1	AWAY	0- 0	0- 1	1- 0				
1- 1	0- 0	0- 1	NEUTRAL	1- 0	0- 0	0- 0				
0- 0	0- 0	0- 0	CONFERENCE	0- 0	0- 0	0- 0				
0- 0	0- 0	0- 0	HOME	0- 0	0- 0	0- 0				
0- 0	0- 0	0- 0	AWAY	0- 0	0- 0	0- 0				
0- 0	0- 0	0- 0	NEUTRAL	0- 0	0- 0	0- 0				

RPI	S	Opponent	Score	RPI	S	Opponent	Score	RPI	S	Opponent	Score	RPI	S	Opponent	Score	Team's RPI: 125
35	N	Colorado	69 77	65	N	Texas Southern	84 68	110	H	Auburn	80 75	137	A	Memphis	52 77	
38	A	Oklahoma	75 82	74	H	Boise St.	81 83	156	H	Samford	76 69	259	H	South Alabama	77 61	
								303	H	McNeese	97 70	320	A	Alcorn	86 65	
LAST 10 Division I																
65	N	Texas Southern	84 68	303	H	McNeese	97 70	110	H	Auburn	80 75	74	H	Boise St.	81 83	
35	N	Colorado	69 77	110	H	Auburn	80 75	38	A	Oklahoma	75 82	259	H	South Alabama	77 61	
320	A	Alcorn	86 65	74	H	Boise St.	81 83	156	H	Samford	76 69					
137	A	Memphis	52 77													
156	H	Samford	76 69													

Non-Div I Games: Ala.-Huntsville 74 57 Tuskegee 103 60

UAB

Loss, Non-Conf, S Site, H Home A Away N Neutral

Average RPI Win:	250	WON-LOST	WINNING	LAST 10	STRENGTH OF	OPP. STRENGTH	TEAM	ADJ.	CONF.	ADJ CONF.
Average RPI Loss:	126	RECORD	PCT. RANK	GAMES	SCHEDULE	OF SCHEDULE	RPI	RPI	RPI	RPI
DIV. I ONLY	4- 8	239	4-6	196	184	242	242	25	25	
DIV. I NON-CONF.	4- 8	235	4-6	193	183	241	241	26	26	
TOTALS	RPI 1-25	RPI 26-50	W-L RECORDS	RPI 51-100	RPI 101-150	RPI 150+				
4- 8	0- 1	0- 0	OVERALL	0- 2	0- 2	4- 3				
3- 2	0- 0	0- 0	HOME	0- 0	0- 1	3- 1				
1- 6	0- 1	0- 0	AWAY	0- 2	0- 1	1- 2				
0- 0	0- 0	0- 0	NEUTRAL	0- 0	0- 0	0- 0				
4- 8	0- 1	0- 0	NON-CONFERENCE	0- 2	0- 2	4- 3				
3- 2	0- 0	0- 0	HOME	0- 0	0- 1	3- 1				
1- 6	0- 1	0- 0	AWAY	0- 2	0- 1	1- 2				
0- 0	0- 0	0- 0	NEUTRAL	0- 0	0- 0	0- 0				
0- 0	0- 0	0- 0	CONFERENCE	0- 0	0- 0	0- 0				
0- 0	0- 0	0- 0	HOME	0- 0	0- 0	0- 0				
0- 0	0- 0	0- 0	AWAY	0- 0	0- 0	0- 0				
0- 0	0- 0	0- 0	NEUTRAL	0- 0	0- 0	0- 0				

RPI 1-25				RPI 26-50				RPI 51-100				RPI 101+ Team's RPI: 242			
RPI	S	Opponent	Score	RPI	S	Opponent	Score	RPI	S	Opponent	Score	RPI	S	Opponent	Score
5	A	Stanford	55 67					54	A	Minnesota	67 76	106	H	Santa Clara	61 62
								99	A	Saint Mary's (CA)	74 83	139	A	Montana St.	65 77
												154	A	Fresno St.	65 73
												163	H	San Francisco	79 67
												184	H	Portland St.	70 76
												217	H	Boston U.	75 68
												270	A	Pepperdine	67 70
												272	A	Northern Ariz.	71 61
												347	H	Sacramento St.	77 75
LAST 10 Division I															
5	A	Stanford	55 67	184	H	Portland St.	70 76								
270	A	Pepperdine	67 70	347	H	Sacramento St.	77 75								
54	A	Minnesota	67 76	163	H	San Francisco	79 67								
272	A	Northern Ariz.	71 61	99	A	Saint Mary's (CA)	74 83								
217	H	Boston U.	75 68	106	H	Santa Clara	61 62								

Non-Div I Games:

UC Davis

■ Loss, 
 ■ Non-Conf, 
 ■ S Site, 
 ■ H Home 
 ■ A Away 
 N Neutral

Average RPI Win:	228	WON-LOST	WINNING	LAST 10	STRENGTH OF	OPP. STRENGTH	TEAM	ADJ.	CONF.	ADJ CONF.
Average RPI Loss:	153	RECORD	PCT. RANK	GAMES	SCHEDULE	OF SCHEDULE	RPI	RPI	RPI	RPI
DIV. I ONLY	3- 10	281	2-8	89	250	254	254	25	25	
DIV. I NON-CONF.	3- 10	282	2-8	91	253	254	254	26	26	
TOTALS	RPI 1-25	RPI 26-50	W-L RECORDS	RPI 51-100	RPI 101-150	RPI 150+				
3- 10	0- 1	0- 0	OVERALL	0- 1	0- 3	3- 5				
2- 1	0- 0	0- 0	HOME	0- 0	0- 0	2- 1				
0- 5	0- 1	0- 0	AWAY	0- 0	0- 2	0- 2				
1- 4	0- 0	0- 0	NEUTRAL	0- 1	0- 1	1- 2				
3- 10	0- 1	0- 0	NON-CONFERENCE	0- 1	0- 3	3- 5				
2- 1	0- 0	0- 0	HOME	0- 0	0- 0	2- 1				
0- 5	0- 1	0- 0	AWAY	0- 0	0- 2	0- 2				
1- 4	0- 0	0- 0	NEUTRAL	0- 1	0- 1	1- 2				
0- 0	0- 0	0- 0	CONFERENCE	0- 0	0- 0	0- 0				
0- 0	0- 0	0- 0	HOME	0- 0	0- 0	0- 0				
0- 0	0- 0	0- 0	AWAY	0- 0	0- 0	0- 0				
0- 0	0- 0	0- 0	NEUTRAL	0- 0	0- 0	0- 0				

RPI 1-25				RPI 26-50				RPI 51-100				RPI 101+				Team's RPI: 254
RPI	S	Opponent	Score	RPI	S	Opponent	Score	RPI	S	Opponent	Score	RPI	S	Opponent	Score	
4	A	Oregon St.	57 86					58	N	Vanderbilt	63 76	101	A	Washington St.	59 87	
												135	A	Southern Utah	68 82	
												142	N	Davidson	72 78	
												163	N	San Francisco	61 68	
												184	H	Portland St.	61 70	
												184	N	Portland St.	83 75	
												222	H	San Jose St.	79 77	
												233	N	North Ala.	60 88	
												237	A	SMU	56 59	
												269	A	Denver	75 83	
												277	H	LMU (CA)	80 65	
LAST 10 Division I																
237	A	SMU	56 59	184	H	Portland St.	61 70									
163	N	San Francisco	61 68	233	N	North Ala.	60 88									
58	N	Vanderbilt	63 76	269	A	Denver	75 83									
101	A	Washington St.	59 87	277	H	LMU (CA)	80 65									
135	A	Southern Utah	68 82	184	N	Portland St.	83 75									

Non-Div I Games:

UC Irvine

Average RPI Win:	257	WON-LOST	WINNING	LAST 10	STRENGTH OF	OPP. STRENGTH	TEAM	ADJ.	CONF.	ADJ CONF.
Average RPI Loss:	156	RECORD	PCT. RANK	GAMES	SCHEDULE	OF SCHEDULE	RPI	RPI	RPI	RPI
DIV. I ONLY	4- 10	264	3-7	149	240	247	247	25	25	
DIV. I NON-CONF.	4- 10	260	3-7	148	245	247	247	26	26	
TOTALS	RPI 1-25	RPI 26-50	W-L RECORDS	RPI 51-100	RPI 101-150	RPI 150+				
4- 10	0- 1	0- 1	OVERALL	0- 2	1- 1	3- 5				
3- 2	0- 0	0- 0	HOME	0- 1	1- 0	2- 1				
1- 8	0- 1	0- 1	AWAY	0- 1	0- 1	1- 4				
0- 0	0- 0	0- 0	NEUTRAL	0- 0	0- 0	0- 0				
4- 10	0- 1	0- 1	NON-CONFERENCE	0- 2	1- 1	3- 5				
3- 2	0- 0	0- 0	HOME	0- 1	1- 0	2- 1				
1- 8	0- 1	0- 1	AWAY	0- 1	0- 1	1- 4				
0- 0	0- 0	0- 0	NEUTRAL	0- 0	0- 0	0- 0				
0- 0	0- 0	0- 0	CONFERENCE	0- 0	0- 0	0- 0				
0- 0	0- 0	0- 0	HOME	0- 0	0- 0	0- 0				
0- 0	0- 0	0- 0	AWAY	0- 0	0- 0	0- 0				
0- 0	0- 0	0- 0	NEUTRAL	0- 0	0- 0	0- 0				

RPI 1-25				RPI 26-50				RPI 51-100				RPI 101+				Team's RPI: 247
RPI	S	Opponent	Score	RPI	S	Opponent	Score	RPI	S	Opponent	Score	RPI	S	Opponent	Score	
21	A	Oregon	41 84	46	A	Arizona	27 70	60	A	California	61 84	118	H	CSU Bakersfield	53 52	
								80	H	Southern California	59 76	135	A	Southern Utah	68 79	
												176	A	New Mexico	70 80	
												205	A	VCU	51 67	
												250	H	California Baptist	80 64	
												251	A	UTEP	50 63	
												288	A	Colorado St.	40 52	
												301	H	Weber St.	54 64	
												316	A	New Mexico St.	60 58	
												345	H	Utah Valley	67 53	
LAST 10 Division I																
118	H	CSU Bakersfield	53 52	288	A	Colorado St.	40 52									
205	A	VCU	51 67	46	A	Arizona	27 70									
135	A	Southern Utah	68 79	301	H	Weber St.	54 64									
21	A	Oregon	41 84	345	H	Utah Valley	67 53									
250	H	California Baptist	80 64	60	A	California	61 84									

Non-Div I Games:

UC Riverside

■ Loss, 
■ Non-Conf, 
■ S Site, 
■ H Home 
■ A Away 
N Neutral

Average RPI Win:	269	WON-LOST	WINNING	LAST 10	STRENGTH OF	OPP. STRENGTH	TEAM	ADJ.	CONF.	ADJ CONF.
Average RPI Loss:	151	RECORD	PCT. RANK	GAMES	SCHEDULE	OF SCHEDULE	RPI	RPI	RPI	RPI
DIV. I ONLY	4- 8	239	3-7	208	283	280	280	25	25	
DIV. I NON-CONF.	4- 8	235	3-7	207	280	283	283	26	26	
TOTALS	RPI 1-25	RPI 26-50	W-L RECORDS	RPI 51-100	RPI 101-150	RPI 150+				
4- 8	0- 0	0- 1	OVERALL	1- 2	0- 2	3- 3				
3- 2	0- 0	0- 0	HOME	1- 1	0- 0	2- 1				
0- 5	0- 0	0- 1	AWAY	0- 1	0- 1	0- 2				
1- 1	0- 0	0- 0	NEUTRAL	0- 0	0- 1	1- 0				
4- 8	0- 0	0- 1	NON-CONFERENCE	1- 2	0- 2	3- 3				
3- 2	0- 0	0- 0	HOME	1- 1	0- 0	2- 1				
0- 5	0- 0	0- 1	AWAY	0- 1	0- 1	0- 2				
1- 1	0- 0	0- 0	NEUTRAL	0- 0	0- 1	1- 0				
0- 0	0- 0	0- 0	CONFERENCE	0- 0	0- 0	0- 0				
0- 0	0- 0	0- 0	HOME	0- 0	0- 0	0- 0				
0- 0	0- 0	0- 0	AWAY	0- 0	0- 0	0- 0				
0- 0	0- 0	0- 0	NEUTRAL	0- 0	0- 0	0- 0				

RPI 1-25				RPI 26-50				RPI 51-100				RPI 101+				Team's RPI: 280	
RPI	S	Opponent	Score	RPI	S	Opponent	Score	RPI	S	Opponent	Score	RPI	S	Opponent	Score		
				46	A	Arizona	42 61	80	H	Southern California	57 46	118	A	CSU Bakersfield	62 66		
								82	H	Pacific	53 63	138	N	SFA	56 67		
								99	A	Saint Mary's (CA)	43 64	222	H	San Jose St.	70 73		
												250	A	California Baptist	81 85		
												253	A	Grand Canyon	57 58		
												308	H	San Diego St.	64 52		
												342	N	Chicago St.	96 65		
												345	H	Utah Valley	59 51		
LAST 10 Division I																	
				46	A	Arizona	42 61	138	N	SFA	56 67						
				253	A	Grand Canyon	57 58	308	H	San Diego St.	64 52						
				118	A	CSU Bakersfield	62 66	250	A	California Baptist	81 85						
				82	H	Pacific	53 63	80	H	Southern California	57 46						
				342	N	Chicago St.	96 65	222	H	San Jose St.	70 73						

Non-Div I Games: Ottawa (AZ) 72 57

UC Santa Barbara

■ Loss, 
 ■ Non-Conf, 
 ■ S Site, 
 ■ H Home 
 ■ A Away 
 N Neutral

Average RPI Win:	166	WON-LOST	WINNING	LAST 10	STRENGTH OF	OPP. STRENGTH	TEAM	ADJ.	CONF.	ADJ CONF.
Average RPI Loss:	42	RECORD	PCT. RANK	GAMES	SCHEDULE	OF SCHEDULE	RPI	RPI	RPI	RPI
DIV. I ONLY	8- 4	89	7-3	54	64	57	57	9	9	
DIV. I NON-CONF.	8- 4	89	7-3	53	63	55	55	9	9	
TOTALS	RPI 1-25	RPI 26-50	W-L RECORDS	RPI 51-100	RPI 101-150	RPI 150+				
8- 4	0- 1	0- 2	OVERALL	2- 1	1- 0	5- 0				
7- 0	0- 0	0- 0	HOME	2- 0	0- 0	5- 0				
1- 2	0- 0	0- 1	AWAY	0- 1	1- 0	0- 0				
0- 2	0- 1	0- 1	NEUTRAL	0- 0	0- 0	0- 0				
8- 4	0- 1	0- 2	NON-CONFERENCE	2- 1	1- 0	5- 0				
7- 0	0- 0	0- 0	HOME	2- 0	0- 0	5- 0				
1- 2	0- 0	0- 1	AWAY	0- 1	1- 0	0- 0				
0- 2	0- 1	0- 1	NEUTRAL	0- 0	0- 0	0- 0				
0- 0	0- 0	0- 0	CONFERENCE	0- 0	0- 0	0- 0				
0- 0	0- 0	0- 0	HOME	0- 0	0- 0	0- 0				
0- 0	0- 0	0- 0	AWAY	0- 0	0- 0	0- 0				
0- 0	0- 0	0- 0	NEUTRAL	0- 0	0- 0	0- 0				

RPI 1-25				RPI 26-50				RPI 51-100				RPI 101+			
RPI	S	Opponent	Score	RPI	S	Opponent	Score	RPI	S	Opponent	Score	RPI	S	Opponent	Score
10	N	UCLA	56 61	29	A	FGCU	50 72	55	H	Central Mich.	64 58	138	A	SFA	63 57
				36	N	James Madison	43 46	94	A	Belmont	37 72	164	H	Wright St.	69 53
								99	H	Saint Mary's (CA)	67 58	180	H	Quinnipiac	80 58
												193	H	Delaware	75 49
												230	H	Stetson	66 40
												268	H	Pittsburgh	74 58
LAST 10 Division I															
55	H	Central Mich.	64 58	10	N	UCLA	56 61	230	H	Stetson	66 40				
164	H	Wright St.	69 53					193	H	Delaware	75 49				
99	H	Saint Mary's (CA)	67 58					138	A	SFA	63 57				
180	H	Quinnipiac	80 58					29	A	FGCU	50 72				
36	N	James Madison	43 46												

Non-Div I Games:

UCF

Average RPI Win:	131	WON-LOST	WINNING	LAST 10	STRENGTH OF	OPP. STRENGTH	TEAM	ADJ.	CONF.	ADJ CONF.
Average RPI Loss:	0	RECORD	PCT. RANK	GAMES	SCHEDULE	OF SCHEDULE	RPI	RPI	RPI	RPI
DIV. I ONLY	12- 0	1	10-0	75	30	10	10	1	1	
DIV. I NON-CONF.	11- 0	1	9-0	92	28	9	9	1	1	
TOTALS	RPI 1-25	RPI 26-50	W-L RECORDS	RPI 51-100	RPI 101-150	RPI 150+				
12- 0	2- 0	1- 0	OVERALL	4- 0	1- 0	4- 0				
7- 0	0- 0	1- 0	HOME	2- 0	1- 0	3- 0				
4- 0	2- 0	0- 0	AWAY	1- 0	0- 0	1- 0				
1- 0	0- 0	0- 0	NEUTRAL	1- 0	0- 0	0- 0				
11- 0	2- 0	1- 0	NON-CONFERENCE	3- 0	1- 0	4- 0				
6- 0	0- 0	1- 0	HOME	1- 0	1- 0	3- 0				
4- 0	2- 0	0- 0	AWAY	1- 0	0- 0	1- 0				
1- 0	0- 0	0- 0	NEUTRAL	1- 0	0- 0	0- 0				
1- 0	0- 0	0- 0	CONFERENCE	1- 0	0- 0	0- 0				
1- 0	0- 0	0- 0	HOME	1- 0	0- 0	0- 0				
0- 0	0- 0	0- 0	AWAY	0- 0	0- 0	0- 0				
0- 0	0- 0	0- 0	NEUTRAL	0- 0	0- 0	0- 0				

RPI	S	Opponent	Score	RPI	S	Opponent	Score	RPI	S	Opponent	Score	RPI	S	Opponent	Score
9	A	Indiana	68 58	48	H	Yale	100 65	57	N	UCF	61 56	146	H	Northern Colo.	92 58
23	A	Virginia	73 62					61	A	Georgia	59 50	244	H	Long Beach St.	86 51
								80	H	Southern California	83 59	246	A	CSUN	58 44
								82	H	Pacific	68 57	277	H	LMU (CA)	74 52
												301	H	Weber St.	85 45
LAST 10 Division I															
80	H	Southern California	83 59	23	A	Virginia	73 62								
9	A	Indiana	68 58	57	N	UCF	61 56								
61	A	Georgia	59 50	48	H	Yale	100 65								
82	H	Pacific	68 57	146	H	Northern Colo.	92 58								
246	A	CSUN	58 44	244	H	Long Beach St.	86 51								

Non-Div I Games:

UCLA

■ Loss, 
 ■ Non-Conf, S Site, 
 ■ Home 
 ■ Away 
 N Neutral



Average RPI Win:	57	WON-LOST	WINNING	LAST 10	STRENGTH OF	OPP. STRENGTH	TEAM	ADJ.	CONF.	ADJ CONF.
Average RPI Loss:	0	RECORD	PCT. RANK	GAMES	SCHEDULE	OF SCHEDULE	RPI	RPI	RPI	RPI
DIV. I ONLY	10- 0	1	10-0	13	1	1	1	9	9	
DIV. I NON-CONF.	9- 0	1	9-0	10	1	1	1	9	9	
TOTALS	RPI 1-25	RPI 26-50	W-L RECORDS	RPI 51-100	RPI 101-150	RPI 150+				
10- 0	3- 0	1- 0	OVERALL	5- 0	1- 0	0- 0				
3- 0	1- 0	0- 0	HOME	2- 0	0- 0	0- 0				
6- 0	2- 0	0- 0	AWAY	3- 0	1- 0	0- 0				
1- 0	0- 0	1- 0	NEUTRAL	0- 0	0- 0	0- 0				
9- 0	3- 0	1- 0	NON-CONFERENCE	4- 0	1- 0	0- 0				
3- 0	1- 0	0- 0	HOME	2- 0	0- 0	0- 0				
5- 0	2- 0	0- 0	AWAY	2- 0	1- 0	0- 0				
1- 0	0- 0	1- 0	NEUTRAL	0- 0	0- 0	0- 0				
1- 0	0- 0	0- 0	CONFERENCE	1- 0	0- 0	0- 0				
0- 0	0- 0	0- 0	HOME	0- 0	0- 0	0- 0				
1- 0	0- 0	0- 0	AWAY	1- 0	0- 0	0- 0				
0- 0	0- 0	0- 0	NEUTRAL	0- 0	0- 0	0- 0				

RPI	S	Opponent	Score	RPI	S	Opponent	Score	RPI	S	Opponent	Score	RPI	S	Opponent	Score
11	A	DePaul	84 74	38	N	Oklahoma	97 53	58	A	Vanderbilt	64 51	149	A	Dayton	75 37
18	A	Ohio St.	73 62					60	H	California	72 61				
23	H	Virginia	83 44					64	A	Seton Hall	92 78				
								68	A	Temple	83 54				
								85	H	Notre Dame	81 57				
LAST 10 Division I															
				38	N	Oklahoma	97 53	18	A	Ohio St.	73 62				
				11	A	DePaul	84 74	23	H	Virginia	83 44				
				85	H	Notre Dame	81 57	68	A	Temple	83 54				
				64	A	Seton Hall	92 78	58	A	Vanderbilt	64 51				
				149	A	Dayton	75 37	60	H	California	72 61				

Non-Div I Games:

UConn



Average RPI Win:	298	WON-LOST	WINNING	LAST 10	STRENGTH OF	OPP. STRENGTH	TEAM	ADJ.	CONF.	ADJ CONF.
Average RPI Loss:	169	RECORD	PCT. RANK	GAMES	SCHEDULE	OF SCHEDULE	RPI	RPI	RPI	RPI
DIV. I ONLY	3- 7	255	3-7	316	209	314	314	28	28	
DIV. I NON-CONF.	3- 7	253	3-7	315	209	312	312	29	29	
TOTALS	RPI 1-25	RPI 26-50	W-L RECORDS	RPI 51-100	RPI 101-150	RPI 150+				
3- 7	0- 0	0- 0	OVERALL	0- 1	0- 1	3- 5				
2- 1	0- 0	0- 0	HOME	0- 0	0- 0	2- 1				
1- 4	0- 0	0- 0	AWAY	0- 1	0- 1	1- 2				
0- 2	0- 0	0- 0	NEUTRAL	0- 0	0- 0	0- 2				
3- 7	0- 0	0- 0	NON-CONFERENCE	0- 1	0- 1	3- 5				
2- 1	0- 0	0- 0	HOME	0- 0	0- 0	2- 1				
1- 4	0- 0	0- 0	AWAY	0- 1	0- 1	1- 2				
0- 2	0- 0	0- 0	NEUTRAL	0- 0	0- 0	0- 2				
0- 0	0- 0	0- 0	CONFERENCE	0- 0	0- 0	0- 0				
0- 0	0- 0	0- 0	HOME	0- 0	0- 0	0- 0				
0- 0	0- 0	0- 0	AWAY	0- 0	0- 0	0- 0				
0- 0	0- 0	0- 0	NEUTRAL	0- 0	0- 0	0- 0				

RPI 1-25			RPI 26-50			RPI 51-100			RPI 101+			Team's RPI: 314
RPI	S	Opponent	Score	RPI	S	Opponent	Score	RPI	S	Opponent	Score	
						93 A Syracuse	48 82			136 A William & Mary	48 76	
										168 H Howard	61 72	
										189 N La Salle	58 74	
										191 N Kennesaw St.	44 59	
										202 A Mt. St. Mary's	61 71	
										206 A Wagner	60 67	
										278 A Lafayette	65 58	
										285 H Morgan St.	65 63	
										330 H Coppin St.	71 48	
LAST 10 Division I												
278 A Lafayette	65	58	136 A William & Mary	48	76							
285 H Morgan St.	65	63	202 A Mt. St. Mary's	61	71							
93 A Syracuse	48	82	206 A Wagner	60	67							
191 N Kennesaw St.	44	59	330 H Coppin St.	71	48							
189 N La Salle	58	74	168 H Howard	61	72							

Non-Div I Games: Gettysburg 92 50

UMBC

■ Loss, 
 ■ Non-Conf, 
 ■ S Site, 
 ■ H Home 
 ■ A Away 
 N Neutral

Average RPI Win:	202	WON-LOST	WINNING	LAST 10	STRENGTH OF	OPP. STRENGTH	TEAM	ADJ.	CONF.	ADJ CONF.
Average RPI Loss:	125	RECORD	PCT. RANK	GAMES	SCHEDULE	OF SCHEDULE	RPI	RPI	RPI	RPI
DIV. I ONLY	1- 10	329	1-9	86	150	294	294	30	30	
DIV. I NON-CONF.	1- 10	329	1-9	90	155	296	296	30	30	
TOTALS	RPI 1-25	RPI 26-50	W-L RECORDS	RPI 51-100	RPI 101-150	RPI 150+				
1- 10	0- 0	0- 1	OVERALL	0- 4	0- 2	1- 3				
1- 3	0- 0	0- 0	HOME	0- 1	0- 0	1- 2				
0- 7	0- 0	0- 1	AWAY	0- 3	0- 2	0- 1				
0- 0	0- 0	0- 0	NEUTRAL	0- 0	0- 0	0- 0				
1- 10	0- 0	0- 1	NON-CONFERENCE	0- 4	0- 2	1- 3				
1- 3	0- 0	0- 0	HOME	0- 1	0- 0	1- 2				
0- 7	0- 0	0- 1	AWAY	0- 3	0- 2	0- 1				
0- 0	0- 0	0- 0	NEUTRAL	0- 0	0- 0	0- 0				
0- 0	0- 0	0- 0	CONFERENCE	0- 0	0- 0	0- 0				
0- 0	0- 0	0- 0	HOME	0- 0	0- 0	0- 0				
0- 0	0- 0	0- 0	AWAY	0- 0	0- 0	0- 0				
0- 0	0- 0	0- 0	NEUTRAL	0- 0	0- 0	0- 0				

RPI 1-25				RPI 26-50				RPI 51-100				RPI 101+ Team's RPI: 294			
RPI	S	Opponent	Score	RPI	S	Opponent	Score	RPI	S	Opponent	Score	RPI	S	Opponent	Score
				28	A	Virginia Tech	43 86	52	A	Old Dominion	39 48	114	A	UNC Greensboro	48 86
								53	A	Charlotte	44 64	136	A	William & Mary	50 78
								83	H	Richmond	52 64	202	H	Mt. St. Mary's	78 76
								93	A	Syracuse	50 65	213	H	Georgetown	39 57
												225	A	East Carolina	42 57
												249	H	Longwood	62 71
LAST 10 Division I															
				53	A	Charlotte	44 64	83	H	Richmond	52 64				
				213	H	Georgetown	39 57	225	A	East Carolina	42 57				
				249	H	Longwood	62 71	28	A	Virginia Tech	43 86				
				202	H	Mt. St. Mary's	78 76	114	A	UNC Greensboro	48 86				
				52	A	Old Dominion	39 48	93	A	Syracuse	50 65				

Non-Div I Games: Greensboro 65 48 Wesley 75 29

UMES

Loss, Non-Conf, S Site, H Home A Away N Neutral

Average RPI Win:	224	WON-LOST	WINNING	LAST 10	STRENGTH OF	OPP. STRENGTH	TEAM	ADJ.	CONF.	ADJ CONF.
Average RPI Loss:	137	RECORD	PCT. RANK	GAMES	SCHEDULE	OF SCHEDULE	RPI	RPI	RPI	RPI
DIV. I ONLY	5- 7	210	4-6	220	117	245	245	32	32	
DIV. I NON-CONF.	5- 7	205	4-6	219	117	243	243	32	32	
TOTALS	RPI 1-25	RPI 26-50	W-L RECORDS	RPI 51-100	RPI 101-150	RPI 150+				
5- 7	0- 1	0- 0	OVERALL	0- 1	0- 3	5- 2				
4- 4	0- 0	0- 0	HOME	0- 0	0- 3	4- 1				
1- 3	0- 1	0- 0	AWAY	0- 1	0- 0	1- 1				
0- 0	0- 0	0- 0	NEUTRAL	0- 0	0- 0	0- 0				
5- 7	0- 1	0- 0	NON-CONFERENCE	0- 1	0- 3	5- 2				
4- 4	0- 0	0- 0	HOME	0- 0	0- 3	4- 1				
1- 3	0- 1	0- 0	AWAY	0- 1	0- 0	1- 1				
0- 0	0- 0	0- 0	NEUTRAL	0- 0	0- 0	0- 0				
0- 0	0- 0	0- 0	CONFERENCE	0- 0	0- 0	0- 0				
0- 0	0- 0	0- 0	HOME	0- 0	0- 0	0- 0				
0- 0	0- 0	0- 0	AWAY	0- 0	0- 0	0- 0				
0- 0	0- 0	0- 0	NEUTRAL	0- 0	0- 0	0- 0				

RPI 1-25				RPI 26-50				RPI 51-100				RPI 101+ Team's RPI: 245			
RPI	S	Opponent	Score	RPI	S	Opponent	Score	RPI	S	Opponent	Score	RPI	S	Opponent	Score
2	A	Missouri St.	58 83					82	A	Pacific	60 89	109	H	Liberty	44 68
												120	H	Loyola Chicago	67 72
												142	H	Davidson	64 74
												170	A	George Mason	64 58
												184	H	Portland St.	87 69
												201	H	Missouri	59 56
												223	H	Kansas St.	67 74
												269	H	Denver	83 79
												283	A	Omaha	53 57
												297	H	Eastern Wash.	66 55
LAST 10 Division I															
109	H	Liberty	44 68	2	A	Missouri St.	58 83	170	A	George Mason	64 58				
297	H	Eastern Wash.	66 55					120	H	Loyola Chicago	67 72				
223	H	Kansas St.	67 74					142	H	Davidson	64 74				
201	H	Missouri	59 56					184	H	Portland St.	87 69				
283	A	Omaha	53 57												

Non-Div I Games: Rockhurst 78 60 Science & Arts Okla74 43

UMKC

Loss, Non-Conf, S Site, H Home A Away N Neutral

Average RPI Win:	334	WON-LOST	WINNING	LAST 10	STRENGTH OF	OPP. STRENGTH	TEAM	ADJ.	CONF.	ADJ CONF.
Average RPI Loss:	110	RECORD	PCT. RANK	GAMES	SCHEDULE	OF SCHEDULE	RPI	RPI	RPI	RPI
DIV. I ONLY	4- 9	251	4-6	190	295	261	261	28	28	
DIV. I NON-CONF.	4- 9	250	4-6	187	292	264	264	29	29	
TOTALS	RPI 1-25	RPI 26-50	W-L RECORDS	RPI 51-100	RPI 101-150	RPI 150+				
4- 9	0- 0	0- 2	OVERALL	0- 2	0- 3	4- 2				
2- 4	0- 0	0- 1	HOME	0- 0	0- 1	2- 2				
2- 5	0- 0	0- 1	AWAY	0- 2	0- 2	2- 0				
0- 0	0- 0	0- 0	NEUTRAL	0- 0	0- 0	0- 0				
4- 9	0- 0	0- 2	NON-CONFERENCE	0- 2	0- 3	4- 2				
2- 4	0- 0	0- 1	HOME	0- 0	0- 1	2- 2				
2- 5	0- 0	0- 1	AWAY	0- 2	0- 2	2- 0				
0- 0	0- 0	0- 0	NEUTRAL	0- 0	0- 0	0- 0				
0- 0	0- 0	0- 0	CONFERENCE	0- 0	0- 0	0- 0				
0- 0	0- 0	0- 0	HOME	0- 0	0- 0	0- 0				
0- 0	0- 0	0- 0	AWAY	0- 0	0- 0	0- 0				
0- 0	0- 0	0- 0	NEUTRAL	0- 0	0- 0	0- 0				

RPI S	Opponent	Score	RPI S	Opponent	Score	RPI S	Opponent	Score	RPI S	Opponent	Score	Team's RPI: 261
41	A Kansas	44 79	48	H Yale	59 67	70	A Colgate	51 73	102	A Providence	38 63	
						98	A Boston College	46 89	134	A Merrimack	50 73	
									144	H Cornell	56 70	
									157	H Massachusetts	58 74	
									195	H Dartmouth	51 62	
									322	A Bryant	55 35	
									329	A Central Conn. St.	56 54	
									335	H Fairleigh Dickinson	61 56	
									348	H LIU Brooklyn	65 56	
LAST 10 Division I												
335	H Fairleigh Dickinson	61 56	322	A Bryant	55 35							
134	A Merrimack	50 73	144	H Cornell	56 70							
195	H Dartmouth	51 62	102	A Providence	38 63							
348	H LIU Brooklyn	65 56	48	H Yale	59 67							
329	A Central Conn. St.	56 54	41	A Kansas	44 79							

Non-Div I Games:

UMass Lowell

  Loss, 
  Non-Conf, 
  S Site, 
  H Home 
  A Away 
N Neutral

ONE KNOXVILLE				THROUGH GAMES OF 2007-01/2019						
Average RPI Win:	294	WON-LOST	WINNING	LAST 10	STRENGTH OF	OPP. STRENGTH	TEAM	ADJ.	CONF.	ADJ CONF.
Average RPI Loss:	143	RECORD	PCT. RANK	GAMES	SCHEDULE	OF SCHEDULE	RPI	RPI	RPI	RPI
DIV. I ONLY	5- 4	139	5-4	346	109	263	263	29	29	
DIV. I NON-CONF.	4- 3	137	4-3	346	68	258	258	28	28	
TOTALS	RPI 1-25	RPI 26-50	W-L RECORDS	RPI 51-100	RPI 101-150	RPI 150+				
5- 4	0- 1	0- 0	OVERALL	0- 0	0- 1	5- 2				
2- 1	0- 0	0- 0	HOME	0- 0	0- 1	2- 0				
2- 3	0- 1	0- 0	AWAY	0- 0	0- 0	2- 2				
1- 0	0- 0	0- 0	NEUTRAL	0- 0	0- 0	1- 0				
4- 3	0- 1	0- 0	NON-CONFERENCE	0- 0	0- 1	4- 1				
1- 1	0- 0	0- 0	HOME	0- 0	0- 1	1- 0				
2- 2	0- 1	0- 0	AWAY	0- 0	0- 0	2- 1				
1- 0	0- 0	0- 0	NEUTRAL	0- 0	0- 0	1- 0				
1- 1	0- 0	0- 0	CONFERENCE	0- 0	0- 0	1- 1				
1- 0	0- 0	0- 0	HOME	0- 0	0- 0	1- 0				
0- 1	0- 0	0- 0	AWAY	0- 0	0- 0	0- 1				
0- 0	0- 0	0- 0	NEUTRAL	0- 0	0- 0	0- 0				

[illegible]

Non-Div I Games:	Montreat	89	45	Lenoir-Rhyne	68	48
------------------	----------	----	----	--------------	----	----

UNC Asheville

Loss, Non-Conf, S Site, H Home A Away N Neutral

Page 311

UNC Greensboro

Through Games Of Dec. 31, 2019

Average RPI Win:	247	WON-LOST	WINNING	LAST 10	STRENGTH OF	OPP. STRENGTH	TEAM	ADJ.	CONF.	ADJ CONF.
Average RPI Loss:	129	RECORD	PCT. RANK	GAMES	SCHEDULE	OF SCHEDULE	RPI	RPI	RPI	RPI
DIV. I ONLY	8- 4	89	7-3	202	315	114	114	21	21	
DIV. I NON-CONF.	8- 4	89	7-3	199	315	112	112	21	21	
TOTALS	RPI 1-25	RPI 26-50	W-L RECORDS	RPI 51-100	RPI 101-150	RPI 150+				
8- 4	0- 0	0- 0	OVERALL	0- 2	2- 0	6- 2				
4- 1	0- 0	0- 0	HOME	0- 1	0- 0	4- 0				
4- 3	0- 0	0- 0	AWAY	0- 1	2- 0	2- 2				
0- 0	0- 0	0- 0	NEUTRAL	0- 0	0- 0	0- 0				
8- 4	0- 0	0- 0	NON-CONFERENCE	0- 2	2- 0	6- 2				
4- 1	0- 0	0- 0	HOME	0- 1	0- 0	4- 0				
4- 3	0- 0	0- 0	AWAY	0- 1	2- 0	2- 2				
0- 0	0- 0	0- 0	NEUTRAL	0- 0	0- 0	0- 0				
0- 0	0- 0	0- 0	CONFERENCE	0- 0	0- 0	0- 0				
0- 0	0- 0	0- 0	HOME	0- 0	0- 0	0- 0				
0- 0	0- 0	0- 0	AWAY	0- 0	0- 0	0- 0				
0- 0	0- 0	0- 0	NEUTRAL	0- 0	0- 0	0- 0				

RPI 1-25			RPI 26-50			RPI 51-100			RPI 101+			Team's RPI: 114
RPI	S	Opponent	Score	RPI	S	Opponent	Score	RPI	S	Opponent	Score	
						63	A N.C. A&T	48	57	104	A Wake Forest	67 65
						83	H Richmond	62	70	109	A Liberty	58 53
										160	A Coastal Caro.	54 63
										208	A Campbell	64 72
										263	A UNC Asheville	67 40
										279	H Appalachian St.	54 47
										294	H UMES	86 48
										300	A Col. of Charleston	69 56
										309	H High Point	82 70
										318	H Georgia St.	64 49
LAST 10 Division I												
309	H	High Point	82 70	279	H	Appalachian St.	54 47					
300	A	Col. of Charleston	69 56	263	A	UNC Asheville	67 40					
63	A	N.C. A&T	48 57	109	A	Liberty	58 53					
318	H	Georgia St.	64 49	294	H	UMES	86 48					
208	A	Campbell	64 72	160	A	Coastal Caro.	54 63					

Non-Div I Games: Erskine 106 44

UNC Greensboro

Loss, Non-Conf, S Site, H Home A Away N Neutral



RPI 1-25				RPI 26-50				RPI 51-100				RPI 101+				Team's RPI: 273	
RPI	S	Opponent	Score	RPI	S	Opponent	Score	RPI	S	Opponent	Score	RPI	S	Opponent	Score		
20	A	NC State	40 80									104	A	Wake Forest	55 65		
												124	N	North Carolina	45 85		
												160	H	Coastal Caro.	43 62		
												191	H	Kennesaw St.	56 58		
												249	A	Longwood	58 59		
												293	H	Winthrop	63 75		
												302	A	Presbyterian	70 60		
												350	H	South Carolina St.	84 46		
LAST 10 Division I																	
293	H	Winthrop	63 75	124	N	North Carolina	45 85										
160	H	Coastal Caro.	43 62	249	A	Longwood	58 59										
302	A	Presbyterian	70 60	20	A	NC State	40 80										
191	H	Kennesaw St.	56 58	104	A	Wake Forest	55 65										
350	H	South Carolina St.	84 46														

UNCW

Page 313

Average RPI Win: 157		WON-LOST	WINNING	LAST 10	STRENGTH OF	OPP. STRENGTH	TEAM	ADJ.	CONF.	ADJ CONF.
Average RPI Loss: 36		RECORD	PCT. RANK	GAMES	SCHEDULE	OF SCHEDULE	RPI	RPI	RPI	RPI
DIV. I ONLY		7- 3	76	7-3	82	8	34	34	7	7
DIV. I NON-CONF.		7- 3	80	7-3	87	6	33	33	7	7
TOTALS	RPI 1-25		RPI 26-50		W-L RECORDS	RPI 51-100	RPI 101-150		RPI 150+	
7- 3	1- 2		1- 0		OVERALL	0- 1	2- 0		3- 0	
3- 0	1- 0		1- 0		HOME	0- 0	0- 0		1- 0	
4- 1	0- 1		0- 0		AWAY	0- 0	2- 0		2- 0	
0- 2	0- 1		0- 0		NEUTRAL	0- 1	0- 0		0- 0	
7- 3	1- 2		1- 0		NON-CONFERENCE	0- 1	2- 0		3- 0	
3- 0	1- 0		1- 0		HOME	0- 0	0- 0		1- 0	
4- 1	0- 1		0- 0		AWAY	0- 0	2- 0		2- 0	
0- 2	0- 1		0- 0		NEUTRAL	0- 1	0- 0		0- 0	
0- 0	0- 0		0- 0		CONFERENCE	0- 0	0- 0		0- 0	
0- 0	0- 0		0- 0		HOME	0- 0	0- 0		0- 0	
0- 0	0- 0		0- 0		AWAY	0- 0	0- 0		0- 0	
0- 0	0- 0		0- 0		NEUTRAL	0- 0	0- 0		0- 0	

RPI S	Opponent	Score	RPI S	Opponent	Score	RPI S	Opponent	Score	RPI S	Opponent	Score
14 A	Creighton	54 57	49 H	IUPUI	51 50	75 N	Alabama	77 87	121 A	Iowa St.	71 63
16 H	Iowa	88 66							140 A	Wichita St.	61 50
18 N	Ohio St.	46 64							201 A	Missouri	78 73
									283 A	Omaha	81 45
									291 H	North Dakota St.	95 63
LAST 10 Division I											
283 A	Omaha	81 45	121 A	Iowa St.	71 63						
14 A	Creighton	54 57	49 H	IUPUI	51 50						
18 N	Ohio St.	46 64	201 A	Missouri	78 73						
75 N	Alabama	77 87	140 A	Wichita St.	61 50						
16 H	Iowa	88 66	291 H	North Dakota St.	95 63						

Non-Div I Games: Northwest Mo. St. 78 53

UNI

Average RPI Win:	200	WON-LOST	WINNING	LAST 10	STRENGTH OF	OPP. STRENGTH	TEAM	ADJ.	CONF.	ADJ CONF.
Average RPI Loss:	126	RECORD	PCT. RANK	GAMES	SCHEDULE	OF SCHEDULE	RPI	RPI	RPI	RPI
DIV. I ONLY	4- 8	239	4-6	175	129	255	255	23	23	
DIV. I NON-CONF.	4- 7	225	4-5	191	103	245	245	25	25	
TOTALS	RPI 1-25	RPI 26-50	W-L RECORDS	RPI 51-100	RPI 101-150	RPI 150+				
4- 8	0- 1	0- 1	OVERALL	1- 1	1- 2	2- 3				
3- 5	0- 1	0- 1	HOME	1- 0	1- 1	1- 2				
1- 3	0- 0	0- 0	AWAY	0- 1	0- 1	1- 1				
0- 0	0- 0	0- 0	NEUTRAL	0- 0	0- 0	0- 0				
4- 7	0- 1	0- 1	NON-CONFERENCE	1- 1	1- 2	2- 2				
3- 4	0- 1	0- 1	HOME	1- 0	1- 1	1- 1				
1- 3	0- 0	0- 0	AWAY	0- 1	0- 1	1- 1				
0- 0	0- 0	0- 0	NEUTRAL	0- 0	0- 0	0- 0				
0- 1	0- 0	0- 0	CONFERENCE	0- 0	0- 0	0- 1				
0- 1	0- 0	0- 0	HOME	0- 0	0- 0	0- 1				
0- 0	0- 0	0- 0	AWAY	0- 0	0- 0	0- 0				
0- 0	0- 0	0- 0	NEUTRAL	0- 0	0- 0	0- 0				

RPI 1-25				RPI 26-50				RPI 51-100				RPI 101+ Team's RPI: 255			
RPI	S	Opponent	Score	RPI	S	Opponent	Score	RPI	S	Opponent	Score	RPI	S	Opponent	Score
23	H	Virginia	55 63	31	H	Duke	45 57	51	H	St. John's (NY)	79 75	128	H	South Fla.	61 51
								80	A	Southern California	54 75	129	H	Elon	44 50
												135	A	Southern Utah	68 72
												154	H	Fresno St.	66 72
												203	H	Cal St. Fullerton	58 64
												253	A	Grand Canyon	51 53
												270	A	Pepperdine	69 44
												350	H	South Carolina St.	66 57
LAST 10 Division I															
253	A	Grand Canyon	51 53	128	H	South Fla.	61 51								
80	A	Southern California	54 75	23	H	Virginia	55 63								
270	A	Pepperdine	69 44	129	H	Elon	44 50								
154	H	Fresno St.	66 72	350	H	South Carolina St.	66 57								
51	H	St. John's (NY)	79 75	135	A	Southern Utah	68 72								

Non-Div I Games:

UNLV

■ Loss, 
 ■ Non-Conf, 
 ■ S Site, 
 ■ H Home 
 ■ A Away 
 N Neutral

Average RPI Win:	342	WON-LOST	WINNING	LAST 10	STRENGTH OF	OPP. STRENGTH	TEAM	ADJ.	CONF.	ADJ CONF.
Average RPI Loss:	140	RECORD	PCT. RANK	GAMES	SCHEDULE	OF SCHEDULE	RPI	RPI	RPI	RPI
DIV. I ONLY	4- 5	205	4-5	342	197	310	310	29	29	
DIV. I NON-CONF.	3- 4	201	3-4	339	148	304	304	28	28	
TOTALS	RPI 1-25	RPI 26-50	W-L RECORDS	RPI 51-100	RPI 101-150	RPI 150+				
4- 5	0- 1	0- 0	OVERALL	0- 1	0- 0	4- 3				
4- 0	0- 0	0- 0	HOME	0- 0	0- 0	4- 0				
0- 5	0- 1	0- 0	AWAY	0- 1	0- 0	0- 3				
0- 0	0- 0	0- 0	NEUTRAL	0- 0	0- 0	0- 0				
3- 4	0- 1	0- 0	NON-CONFERENCE	0- 1	0- 0	3- 2				
3- 0	0- 0	0- 0	HOME	0- 0	0- 0	3- 0				
0- 4	0- 1	0- 0	AWAY	0- 1	0- 0	0- 2				
0- 0	0- 0	0- 0	NEUTRAL	0- 0	0- 0	0- 0				
1- 1	0- 0	0- 0	CONFERENCE	0- 0	0- 0	1- 1				
1- 0	0- 0	0- 0	HOME	0- 0	0- 0	1- 0				
0- 1	0- 0	0- 0	AWAY	0- 0	0- 0	0- 1				
0- 0	0- 0	0- 0	NEUTRAL	0- 0	0- 0	0- 0				

RPI 1-25				RPI 26-50				RPI 51-100				RPI 101+ Team's RPI: 310			
RPI	S	Opponent	Score	RPI	S	Opponent	Score	RPI	S	Opponent	Score	RPI	S	Opponent	Score
7	A	South Carolina	32 112					61	A	Georgia	53 67	200	A	Jacksonville	43 87
												208	A	Campbell	38 50
												225	A	East Carolina	48 69
												331	H	Western Caro.	70 62
												340	H	Charleston So.	70 53
												346	H	Florida A&M	74 61
												350	H	South Carolina St.	58 47
LAST 10 Division I															
350	H	South Carolina St.	58 47	208	A	Campbell	38 50								
61	A	Georgia	53 67	340	H	Charleston So.	70 53								
7	A	South Carolina	32 112	225	A	East Carolina	48 69								
200	A	Jacksonville	43 87	346	H	Florida A&M	74 61								
331	H	Western Caro.	70 62												

Non-Div I Games: Mars Hill 89 31 UNKNOWN 71 49

USC Upstate

Loss, Non-Conf, S Site, H Home A Away N Neutral

Average RPI Win:	248	WON-LOST	WINNING	LAST 10	STRENGTH OF	OPP. STRENGTH	TEAM	ADJ.	CONF.	ADJ CONF.
Average RPI Loss:	36	RECORD	PCT. RANK	GAMES	SCHEDULE	OF SCHEDULE	RPI	RPI	RPI	RPI
DIV. I ONLY	6- 6	164	4-6	77	66	111	111	22	22	
DIV. I NON-CONF.	6- 6	163	4-6	80	65	109	109	22	22	
TOTALS	RPI 1-25	RPI 26-50	W-L RECORDS	RPI 51-100	RPI 101-150	RPI 150+				
6- 6	0- 3	0- 1	OVERALL	0- 2	0- 0	6- 0				
3- 2	0- 0	0- 0	HOME	0- 2	0- 0	3- 0				
3- 1	0- 1	0- 0	AWAY	0- 0	0- 0	3- 0				
0- 3	0- 2	0- 1	NEUTRAL	0- 0	0- 0	0- 0				
6- 6	0- 3	0- 1	NON-CONFERENCE	0- 2	0- 0	6- 0				
3- 2	0- 0	0- 0	HOME	0- 2	0- 0	3- 0				
3- 1	0- 1	0- 0	AWAY	0- 0	0- 0	3- 0				
0- 3	0- 2	0- 1	NEUTRAL	0- 0	0- 0	0- 0				
0- 0	0- 0	0- 0	CONFERENCE	0- 0	0- 0	0- 0				
0- 0	0- 0	0- 0	HOME	0- 0	0- 0	0- 0				
0- 0	0- 0	0- 0	AWAY	0- 0	0- 0	0- 0				
0- 0	0- 0	0- 0	NEUTRAL	0- 0	0- 0	0- 0				

RPI 1-25				RPI 26-50				RPI 51-100				RPI 101+ Team's RPI: 111			
RPI	S	Opponent	Score	RPI	S	Opponent	Score	RPI	S	Opponent	Score	RPI	S	Opponent	Score
3	N	Louisville	67 76	39	N	Oklahoma St.	47 60	65	H	Texas Southern	63 74	164	H	Wright St.	68 62
13	A	Northwestern	47 74					72	H	Marist	57 73	220	A	North Texas	68 49
21	N	Oregon	54 91									223	A	Kansas St.	57 53
												237	H	SMU	51 46
												299	A	Grambling	88 54
												342	H	Chicago St.	84 53
LAST 10 Division I															
13	A	Northwestern	47 74	65	H	Texas Southern	63 74								
164	H	Wright St.	68 62	237	H	SMU	51 46								
39	N	Oklahoma St.	47 60	72	H	Marist	57 73								
21	N	Oregon	54 91	223	A	Kansas St.	57 53								
3	N	Louisville	67 76	299	A	Grambling	88 54								

Non-Div I Games:

UT Arlington

■ Loss, 
 ■ Non-Conf, 
 ■ S Site, 
 ■ H Home 
 ■ A Away 
 N Neutral

Average RPI Win:	188	WON-LOST	WINNING	LAST 10	STRENGTH OF	OPP. STRENGTH	TEAM	ADJ.	CONF.	ADJ CONF.
Average RPI Loss:	38	RECORD	PCT. RANK	GAMES	SCHEDULE	OF SCHEDULE	RPI	RPI	RPI	RPI
DIV. I ONLY	4- 7	231	4-6	34	15	126	126	19	19	
DIV. I NON-CONF.	4- 7	225	4-6	34	16	128	128	20	20	
TOTALS	RPI 1-25	RPI 26-50	W-L RECORDS	RPI 51-100	RPI 101-150	RPI 150+				
4- 7	0- 3	1- 2	OVERALL	0- 2	0- 0	3- 0				
4- 1	0- 1	1- 0	HOME	0- 0	0- 0	3- 0				
0- 6	0- 2	0- 2	AWAY	0- 2	0- 0	0- 0				
0- 0	0- 0	0- 0	NEUTRAL	0- 0	0- 0	0- 0				
4- 7	0- 3	1- 2	NON-CONFERENCE	0- 2	0- 0	3- 0				
4- 1	0- 1	1- 0	HOME	0- 0	0- 0	3- 0				
0- 6	0- 2	0- 2	AWAY	0- 2	0- 0	0- 0				
0- 0	0- 0	0- 0	NEUTRAL	0- 0	0- 0	0- 0				
0- 0	0- 0	0- 0	CONFERENCE	0- 0	0- 0	0- 0				
0- 0	0- 0	0- 0	HOME	0- 0	0- 0	0- 0				
0- 0	0- 0	0- 0	AWAY	0- 0	0- 0	0- 0				
0- 0	0- 0	0- 0	NEUTRAL	0- 0	0- 0	0- 0				

RPI 1-25				RPI 26-50				RPI 51-100				RPI 101+ Team's RPI: 126			
RPI	S	Opponent	Score	RPI	S	Opponent	Score	RPI	S	Opponent	Score	RPI	S	Opponent	Score
3	H	Louisville	63 71	43	A	Arkansas	46 96	66	A	Illinois St.	47 70	156	H	Samford	80 75
8	A	Gonzaga	55 78	49	H	IUPUI	57 51	76	A	Southern Ill.	59 70	226	H	Chattanooga	78 51
19	A	Mississippi St.	46 82	50	A	Saint Louis	50 56					319	H	Lipscomb	83 67
LAST 10 Division I															
226	H	Chattanooga	78 51	43	A	Arkansas	46 96	3	H	Louisville	63 71				
76	A	Southern Ill.	59 70					319	H	Lipscomb	83 67				
66	A	Illinois St.	47 70	8	A	Gonzaga	55 78								
49	H	IUPUI	57 51	19	A	Mississippi St.	46 82								
156	H	Samford	80 75												

Non-Div I Games:

UT Martin

■ Loss, 
 ■ Non-Conf, S Site, 
 ■ Home 
 ■ Away 
 N Neutral

U  
T  
E  
P

U  
T  
E  
P

UTEP

Page 319

Average RPI Win:	339	WON-LOST	WINNING	LAST 10	STRENGTH OF	OPP. STRENGTH	TEAM	ADJ.	CONF.	ADJ CONF.
Average RPI Loss:	181	RECORD	PCT. RANK	GAMES	SCHEDULE	OF SCHEDULE	RPI	RPI	RPI	RPI
DIV. I ONLY	1- 8	322	1-8	266	319	338	338	32	32	
DIV. I NON-CONF.	1- 8	322	1-8	270	320	339	339	32	32	
TOTALS	RPI 1-25	RPI 26-50	W-L RECORDS	RPI 51-100	RPI 101-150	RPI 150+				
1- 8	0- 0	0- 0	OVERALL	0- 3	0- 0	1- 5				
1- 2	0- 0	0- 0	HOME	0- 1	0- 0	1- 1				
0- 4	0- 0	0- 0	AWAY	0- 2	0- 0	0- 2				
0- 2	0- 0	0- 0	NEUTRAL	0- 0	0- 0	0- 2				
1- 8	0- 0	0- 0	NON-CONFERENCE	0- 3	0- 0	1- 5				
1- 2	0- 0	0- 0	HOME	0- 1	0- 0	1- 1				
0- 4	0- 0	0- 0	AWAY	0- 2	0- 0	0- 2				
0- 2	0- 0	0- 0	NEUTRAL	0- 0	0- 0	0- 2				
0- 0	0- 0	0- 0	CONFERENCE	0- 0	0- 0	0- 0				
0- 0	0- 0	0- 0	HOME	0- 0	0- 0	0- 0				
0- 0	0- 0	0- 0	AWAY	0- 0	0- 0	0- 0				
0- 0	0- 0	0- 0	NEUTRAL	0- 0	0- 0	0- 0				

RPI 1-25				RPI 26-50				RPI 51-100				RPI 101+				Team's RPI: 338	
RPI	S	Opponent	Score	RPI	S	Opponent	Score	RPI	S	Opponent	Score	RPI	S	Opponent	Score		
								65	H	Texas Southern	44	71	218	A	A&M-Corpus Christi	50	61
								80	A	Southern California	43	80	218	H	A&M-Corpus Christi	54	59
								92	A	Texas	69	85	223	A	Kansas St.	66	79
													244	N	Long Beach St.	65	69
													307	N	Nevada	57	62
													339	H	UTSA	75	64
LAST 10 Division I																	
				80	A	Southern California	43	80	223	A	Kansas St.	66	79				
				218	H	A&M-Corpus Christi	54	59	307	N	Nevada	57	62				
				339	H	UTSA	75	64	244	N	Long Beach St.	65	69				
				218	A	A&M-Corpus Christi	50	61	65	H	Texas Southern	44	71				
				92	A	Texas	69	85									

Non-Div I Games: Tex. A&M Int'l 72 56 Tex. A&M-Kingsville 66 45 Texas Lutheran 98 46 Minot St. 75 56

UTRGV

Loss, Non-Conf, S Site, H Home A Away N Neutral



Average RPI Win:	351	WON-LOST	WINNING	LAST 10	STRENGTH OF	OPP. STRENGTH	TEAM	ADJ.	CONF.	ADJ CONF.
Average RPI Loss:	184	RECORD	PCT. RANK	GAMES	SCHEDULE	OF SCHEDULE	RPI	RPI	RPI	RPI
DIV. I ONLY	1- 7	319	1-7	270	336	339	339	14	14	
DIV. I NON-CONF.	1- 7	321	1-7	274	339	340	340	14	14	
TOTALS	RPI 1-25	RPI 26-50	W-L RECORDS	RPI 51-100	RPI 101-150	RPI 150+				
1- 7	0- 0	0- 0	OVERALL	0- 1	0- 1	1- 5				
1- 1	0- 0	0- 0	HOME	0- 0	0- 0	1- 1				
0- 5	0- 0	0- 0	AWAY	0- 1	0- 1	0- 3				
0- 1	0- 0	0- 0	NEUTRAL	0- 0	0- 0	0- 1				
1- 7	0- 0	0- 0	NON-CONFERENCE	0- 1	0- 1	1- 5				
1- 1	0- 0	0- 0	HOME	0- 0	0- 0	1- 1				
0- 5	0- 0	0- 0	AWAY	0- 1	0- 1	0- 3				
0- 1	0- 0	0- 0	NEUTRAL	0- 0	0- 0	0- 1				
0- 0	0- 0	0- 0	CONFERENCE	0- 0	0- 0	0- 0				
0- 0	0- 0	0- 0	HOME	0- 0	0- 0	0- 0				
0- 0	0- 0	0- 0	AWAY	0- 0	0- 0	0- 0				
0- 0	0- 0	0- 0	NEUTRAL	0- 0	0- 0	0- 0				

RPI 1-25			RPI 26-50			RPI 51-100			RPI 101+			Team's RPI: 339
RPI	S	Opponent	Score	RPI	S	Opponent	Score	RPI	S	Opponent	Score	
						92 A Texas	53 84			147 A Hawaii	50 62	
										165 H Sam Houston St.	77 81	
										179 A Texas St.	69 74	
										181 A Texas Tech	58 115	
										186 N Utah	45 91	
										338 A UTRGV	64 75	
										351 H Incarnate Word	63 56	
LAST 10 Division I												
		186 N Utah	45 91			181 A Texas Tech	58 115					
		147 A Hawaii	50 62			165 H Sam Houston St.	77 81					
		92 A Texas	53 84			179 A Texas St.	69 74					
		351 H Incarnate Word	63 56			338 A UTRGV	64 75					

Non-Div I Games: Texas Wesleyan 80 78 Southwest (NM) 79 62 Concordia (TX) 73 44

UTSA

Loss, Non-Conf, S Site, H Home A Away N Neutral

Average RPI Win:	231	WON-LOST	WINNING	LAST 10	STRENGTH OF	OPP. STRENGTH	TEAM	ADJ.	CONF.	ADJ CONF.
Average RPI Loss:	112	RECORD	PCT. RANK	GAMES	SCHEDULE	OF SCHEDULE	RPI	RPI	RPI	RPI
DIV. I ONLY	7- 5	128	7-3	230	164	186	186	1	1	
DIV. I NON-CONF.	7- 4	100	7-2	293	154	189	189	1	1	
TOTALS	RPI 1-25	RPI 26-50	W-L RECORDS	RPI 51-100	RPI 101-150	RPI 150+				
7- 5	0- 0	0- 2	OVERALL	2- 0	0- 1	5- 2				
4- 3	0- 0	0- 2	HOME	0- 0	0- 1	4- 0				
1- 2	0- 0	0- 0	AWAY	1- 0	0- 0	0- 2				
2- 0	0- 0	0- 0	NEUTRAL	1- 0	0- 0	1- 0				
7- 4	0- 0	0- 1	NON-CONFERENCE	2- 0	0- 1	5- 2				
4- 2	0- 0	0- 1	HOME	0- 0	0- 1	4- 0				
1- 2	0- 0	0- 0	AWAY	1- 0	0- 0	0- 2				
2- 0	0- 0	0- 0	NEUTRAL	1- 0	0- 0	1- 0				
0- 1	0- 0	0- 1	CONFERENCE	0- 0	0- 0	0- 0				
0- 1	0- 0	0- 1	HOME	0- 0	0- 0	0- 0				
0- 0	0- 0	0- 0	AWAY	0- 0	0- 0	0- 0				
0- 0	0- 0	0- 0	NEUTRAL	0- 0	0- 0	0- 0				

RPI S	Opponent	Score	RPI S	Opponent	Score	RPI S	Opponent	Score	RPI S	Opponent	Score	Team's RPI: 186
27	H South Dakota	81 84	65	N Texas Southern	61 52	102	H Providence	60 67				
35	H Colorado	70 80	97	A BYU	77 73	152	A Cincinnati	62 68				
						212	H Oral Roberts	78 58				
						243	A Xavier	63 70				
						297	H Eastern Wash.	87 49				
						301	H Weber St.	75 46				
						307	H Nevada	68 62				
						339	N UTSA	91 45				
LAST 10 Division I												
35	H Colorado	70 80	301	H Weber St.	75 46							
339	N UTSA	91 45	102	H Providence	60 67							
65	N Texas Southern	61 52	307	H Nevada	68 62							
297	H Eastern Wash.	87 49	212	H Oral Roberts	78 58							
27	H South Dakota	81 84	97	A BYU	77 73							

Non-Div I Games:

Utah

Average RPI Win:	258	WON-LOST	WINNING	LAST 10	STRENGTH OF	OPP. STRENGTH	TEAM	ADJ.	CONF.	ADJ CONF.
Average RPI Loss:	153	RECORD	PCT. RANK	GAMES	SCHEDULE	OF SCHEDULE	RPI	RPI	RPI	RPI
DIV. I ONLY	4- 8	239	3-7	148	293	235	235	23	23	
DIV. I NON-CONF.	4- 6	212	3-5	173	255	209	209	25	25	
TOTALS	RPI 1-25	RPI 26-50	W-L RECORDS	RPI 51-100	RPI 101-150	RPI 150+				
4- 8	0- 2	0- 0	OVERALL	0- 1	0- 0	4- 5				
3- 2	0- 0	0- 0	HOME	0- 0	0- 0	3- 2				
1- 6	0- 2	0- 0	AWAY	0- 1	0- 0	1- 3				
0- 0	0- 0	0- 0	NEUTRAL	0- 0	0- 0	0- 0				
4- 6	0- 2	0- 0	NON-CONFERENCE	0- 1	0- 0	4- 3				
3- 1	0- 0	0- 0	HOME	0- 0	0- 0	3- 1				
1- 5	0- 2	0- 0	AWAY	0- 1	0- 0	1- 2				
0- 0	0- 0	0- 0	NEUTRAL	0- 0	0- 0	0- 0				
0- 2	0- 0	0- 0	CONFERENCE	0- 0	0- 0	0- 2				
0- 1	0- 0	0- 0	HOME	0- 0	0- 0	0- 1				
0- 1	0- 0	0- 0	AWAY	0- 0	0- 0	0- 1				
0- 0	0- 0	0- 0	NEUTRAL	0- 0	0- 0	0- 0				

RPI 1-25				RPI 26-50				RPI 51-100				RPI 101+				Team's RPI: 235
RPI	S	Opponent	Score	RPI	S	Opponent	Score	RPI	S	Opponent	Score	RPI	S	Opponent	Score	
4	A	Oregon St.	46 75					97	A	BYU	50 67	154	A	Fresno St.	64 76	
21	A	Oregon	52 109									174	H	Portland	64 70	
												203	A	Cal St. Fullerton	62 83	
												220	H	North Texas	66 55	
												222	H	San Jose St.	61 76	
												241	H	Idaho St.	69 61	
												244	A	Long Beach St.	56 48	
												326	H	Seattle U	70 63	
												345	A	Utah Valley	49 57	
LAST 10 Division I																
345	A	Utah Valley	49 57	241	H	Idaho St.	69 61									
97	A	BYU	50 67	220	H	North Texas	66 55									
203	A	Cal St. Fullerton	62 83	4	A	Oregon St.	46 75									
244	A	Long Beach St.	56 48	154	A	Fresno St.	64 76									
21	A	Oregon	52 109	222	H	San Jose St.	61 76									

Non-Div I Games: Dixie St. 61 49

Utah St.

Average RPI Win:	235	WON-LOST	WINNING	LAST 10	STRENGTH OF	OPP. STRENGTH	TEAM	ADJ.	CONF.	ADJ CONF.
Average RPI Loss:	205	RECORD	PCT. RANK	GAMES	SCHEDULE	OF SCHEDULE	RPI	RPI	RPI	RPI
DIV. I ONLY	1- 9	327	1-9	303	261	345	345	32	32	
DIV. I NON-CONF.	1- 9	326	1-9	304	262	345	345	32	32	
TOTALS	RPI 1-25	RPI 26-50	W-L RECORDS	RPI 51-100	RPI 101-150	RPI 150+				
1- 9	0- 0	0- 0	OVERALL	0- 2	0- 1	1- 6				
1- 4	0- 0	0- 0	HOME	0- 0	0- 1	1- 3				
0- 5	0- 0	0- 0	AWAY	0- 2	0- 0	0- 3				
0- 0	0- 0	0- 0	NEUTRAL	0- 0	0- 0	0- 0				
1- 9	0- 0	0- 0	NON-CONFERENCE	0- 2	0- 1	1- 6				
1- 4	0- 0	0- 0	HOME	0- 0	0- 1	1- 3				
0- 5	0- 0	0- 0	AWAY	0- 2	0- 0	0- 3				
0- 0	0- 0	0- 0	NEUTRAL	0- 0	0- 0	0- 0				
0- 0	0- 0	0- 0	CONFERENCE	0- 0	0- 0	0- 0				
0- 0	0- 0	0- 0	HOME	0- 0	0- 0	0- 0				
0- 0	0- 0	0- 0	AWAY	0- 0	0- 0	0- 0				
0- 0	0- 0	0- 0	NEUTRAL	0- 0	0- 0	0- 0				

RPI 1-25				RPI 26-50				RPI 51-100				RPI 101+				Team's RPI: 345	
RPI	S	Opponent	Score	RPI	S	Opponent	Score	RPI	S	Opponent	Score	RPI	S	Opponent	Score		
								74	A	Boise St.	69	77	135	H	Southern Utah	58	71
								97	A	BYU	57	71	162	H	Montana	52	63
													235	H	Utah St.	57	49
													241	H	Idaho St.	61	88
													247	A	UC Riverside	53	67
													280	A	UC Santa Barbara	51	59
													301	A	Weber St.	46	72
													307	H	Nevada	57	60
LAST 10 Division I																	
				235	H	Utah St.	57	49	301	A	Weber St.	46	72				
				247	A	UC Riverside	53	67	97	A	BYU	57	71				
				307	H	Nevada	57	60	162	H	Montana	52	63				
				135	H	Southern Utah	58	71	241	H	Idaho St.	61	88				
				280	A	UC Santa Barbara	51	59	74	A	Boise St.	69	77				

Non-Div I Games:	Antelope Valley	77	61	Ottawa (AZ)	99	50
------------------	-----------------	----	----	-------------	----	----

Utah Valley

■ Loss, ■ Non-Conf, S Site, H Home A Away N Neutral

Average RPI Win:	217	WON-LOST	WINNING	LAST 10	STRENGTH OF	OPP. STRENGTH	TEAM	ADJ.	CONF.	ADJ CONF.
Average RPI Loss:	112	RECORD	PCT. RANK	GAMES	SCHEDULE	OF SCHEDULE	RPI	RPI	RPI	RPI
DIV. I ONLY	5- 8	225	4-6	104	172	205	205	12	12	
DIV. I NON-CONF.	5- 8	221	4-6	100	174	204	204	12	12	
TOTALS	RPI 1-25	RPI 26-50	W-L RECORDS	RPI 51-100	RPI 101-150	RPI 150+				
5- 8	0- 0	0- 0	OVERALL	1- 4	0- 2	4- 2				
4- 3	0- 0	0- 0	HOME	1- 1	0- 1	3- 1				
0- 5	0- 0	0- 0	AWAY	0- 3	0- 1	0- 1				
1- 0	0- 0	0- 0	NEUTRAL	0- 0	0- 0	1- 0				
5- 8	0- 0	0- 0	NON-CONFERENCE	1- 4	0- 2	4- 2				
4- 3	0- 0	0- 0	HOME	1- 1	0- 1	3- 1				
0- 5	0- 0	0- 0	AWAY	0- 3	0- 1	0- 1				
1- 0	0- 0	0- 0	NEUTRAL	0- 0	0- 0	1- 0				
0- 0	0- 0	0- 0	CONFERENCE	0- 0	0- 0	0- 0				
0- 0	0- 0	0- 0	HOME	0- 0	0- 0	0- 0				
0- 0	0- 0	0- 0	AWAY	0- 0	0- 0	0- 0				
0- 0	0- 0	0- 0	NEUTRAL	0- 0	0- 0	0- 0				

RPI 1-25				RPI 26-50				RPI 51-100				RPI 101+				Team's RPI: 205	
RPI	S	Opponent	Score	RPI	S	Opponent	Score	RPI	S	Opponent	Score	RPI	S	Opponent	Score		
								52	H	Old Dominion	62 49	128	A	South Fla.	55 77		
								59	A	Middle Tenn.	63 86	136	H	William & Mary	55 69		
								63	H	N.C. A&T	58 69	152	H	Cincinnati	56 58		
								64	A	Seton Hall	33 53	196	A	Southern Miss.	39 51		
								98	A	Boston College	52 87	225	H	East Carolina	53 40		
												247	H	UC Riverside	67 51		
												279	H	Appalachian St.	66 38		
												283	N	Omaha	74 66		
LAST 10 Division I																	
				63	H	N.C. A&T	58 69	247	H	UC Riverside	67 51						
				196	A	Southern Miss.	39 51	59	A	Middle Tenn.	63 86						
				283	N	Omaha	74 66	52	H	Old Dominion	62 49						
				98	A	Boston College	52 87	136	H	William & Mary	55 69						
				225	H	East Carolina	53 40	152	H	Cincinnati	56 58						

Non-Div I Games:

VCU

## Valparaiso

Through Games Of Dec. 31, 2019

Average RPI Win:	271	WON-LOST	WINNING	LAST 10	STRENGTH OF	OPP. STRENGTH	TEAM	ADJ.	CONF.	ADJ CONF.
Average RPI Loss:	57	RECORD	PCT. RANK	GAMES	SCHEDULE	OF SCHEDULE	RPI	RPI	RPI	RPI
DIV. I ONLY	8- 3	70	8-2	320	131	145	145	7	7	
DIV. I NON-CONF.	8- 3	68	8-2	320	132	148	148	7	7	
TOTALS	RPI 1-25	RPI 26-50	W-L RECORDS	RPI 51-100	RPI 101-150	RPI 150+				
8- 3	0- 2	0- 0	OVERALL	0- 0	1- 1	7- 0				
4- 0	0- 0	0- 0	HOME	0- 0	1- 0	3- 0				
4- 2	0- 1	0- 0	AWAY	0- 0	0- 1	4- 0				
0- 1	0- 1	0- 0	NEUTRAL	0- 0	0- 0	0- 0				
8- 3	0- 2	0- 0	NON-CONFERENCE	0- 0	1- 1	7- 0				
4- 0	0- 0	0- 0	HOME	0- 0	1- 0	3- 0				
4- 2	0- 1	0- 0	AWAY	0- 0	0- 1	4- 0				
0- 1	0- 1	0- 0	NEUTRAL	0- 0	0- 0	0- 0				
0- 0	0- 0	0- 0	CONFERENCE	0- 0	0- 0	0- 0				
0- 0	0- 0	0- 0	HOME	0- 0	0- 0	0- 0				
0- 0	0- 0	0- 0	AWAY	0- 0	0- 0	0- 0				
0- 0	0- 0	0- 0	NEUTRAL	0- 0	0- 0	0- 0				

RPI	S	Opponent	Score
13	A	Northwestern	48 69
18	N	Ohio St.	38 89

RPI	S	Opponent	Score
-----	---	----------	-------

RPI	S	Opponent	Score
-----	---	----------	-------

RPI	S	Opponent	Score
119	H	Bowling Green	95 90
141	A	North Dakota	63 65
216	A	Toledo	61 54
271	H	Morehead St.	55 53
282	A	Eastern Ill.	78 66
291	A	North Dakota St.	66 54
315	H	UIC	63 37
332	A	Detroit Mercy	77 58
342	H	Chicago St.	95 49

## LAST 10 Division I

282	A	Eastern Ill.	78 66	342	H	Chicago St.	95 49
119	H	Bowling Green	95 90	271	H	Morehead St.	55 53
13	A	Northwestern	48 69	315	H	UIC	63 37
141	A	North Dakota	63 65	332	A	Detroit Mercy	77 58
291	A	North Dakota St.	66 54	216	A	Toledo	61 54

Non-Div I Games:

Valparaiso

■ Loss, 
■ Non-Conf, 
■ S Site, 
■ H Home 
■ A Away 
N Neutral

Vanderbilt

Through Games Of Dec. 31, 2019

Average RPI Win:	196	WON-LOST	WINNING	LAST 10	STRENGTH OF	OPP. STRENGTH	TEAM	ADJ.	CONF.	ADJ CONF.
Average RPI Loss:	37	RECORD	PCT. RANK	GAMES	SCHEDULE	OF SCHEDULE	RPI	RPI	RPI	RPI
DIV. I ONLY	10- 3	55	8-2	69	185	58	58	4	4	
DIV. I NON-CONF.	10- 3	60	8-2	71	184	56	56	4	4	
TOTALS	RPI 1-25	RPI 26-50	W-L RECORDS	RPI 51-100	RPI 101-150	RPI 150+				
10- 3	0- 1	1- 1	OVERALL	2- 1	1- 0	6- 0				
7- 1	0- 1	1- 0	HOME	1- 0	1- 0	4- 0				
2- 0	0- 0	0- 0	AWAY	1- 0	0- 0	1- 0				
1- 2	0- 0	0- 1	NEUTRAL	0- 1	0- 0	1- 0				
10- 3	0- 1	1- 1	NON-CONFERENCE	2- 1	1- 0	6- 0				
7- 1	0- 1	1- 0	HOME	1- 0	1- 0	4- 0				
2- 0	0- 0	0- 0	AWAY	1- 0	0- 0	1- 0				
1- 2	0- 0	0- 1	NEUTRAL	0- 1	0- 0	1- 0				
0- 0	0- 0	0- 0	CONFERENCE	0- 0	0- 0	0- 0				
0- 0	0- 0	0- 0	HOME	0- 0	0- 0	0- 0				
0- 0	0- 0	0- 0	AWAY	0- 0	0- 0	0- 0				
0- 0	0- 0	0- 0	NEUTRAL	0- 0	0- 0	0- 0				

RPI 1-25				RPI 26-50				RPI 51-100				Team's RPI: 58	RPI 101+			
RPI	S	Opponent	Score	RPI	S	Opponent	Score	RPI	S	Opponent	Score		RPI	S	Opponent	Score
1	H	UConn	51 64	45	N	Rutgers	56 62	64	N	Seton Hall	65 69		148	H	Columbia	72 51
				50	H	Saint Louis	62 50	91	H	Furman	74 46		177	H	Eastern Ky.	75 69
								100	A	Washington	76 74		221	H	Tennessee Tech	75 61
													254	N	UC Irvine	76 63
													258	H	Radford	80 46
													324	A	Tennessee St.	106 55
													336	H	Jacksonville St.	88 66
LAST 10 Division I																
148	H	Columbia	72 51	100	A	Washington	76 74									
45	N	Rutgers	56 62	254	N	UC Irvine	76 63									
324	A	Tennessee St.	106 55	177	H	Eastern Ky.	75 69									
91	H	Furman	74 46	221	H	Tennessee Tech	75 61									
50	H	Saint Louis	62 50	64	N	Seton Hall	65 69									

Non-Div I Games:

Vanderbilt

Loss, Non-Conf, S Site, H Home A Away N Neutral

Average RPI Win:	317	WON-LOST	WINNING	LAST 10	STRENGTH OF	OPP. STRENGTH	TEAM	ADJ.	CONF.	ADJ CONF.
Average RPI Loss:	151	RECORD	PCT. RANK	GAMES	SCHEDULE	OF SCHEDULE	RPI	RPI	RPI	RPI
DIV. I ONLY	5- 7	210	5-5	290	304	290	290	28	28	
DIV. I NON-CONF.	5- 7	205	5-5	291	303	294	294	29	29	
TOTALS	RPI 1-25	RPI 26-50	W-L RECORDS	RPI 51-100	RPI 101-150	RPI 150+				
5- 7	0- 0	0- 0	OVERALL	0- 1	0- 2	5- 4				
4- 2	0- 0	0- 0	HOME	0- 0	0- 0	4- 2				
1- 5	0- 0	0- 0	AWAY	0- 1	0- 2	1- 2				
0- 0	0- 0	0- 0	NEUTRAL	0- 0	0- 0	0- 0				
5- 7	0- 0	0- 0	NON-CONFERENCE	0- 1	0- 2	5- 4				
4- 2	0- 0	0- 0	HOME	0- 0	0- 0	4- 2				
1- 5	0- 0	0- 0	AWAY	0- 1	0- 2	1- 2				
0- 0	0- 0	0- 0	NEUTRAL	0- 0	0- 0	0- 0				
0- 0	0- 0	0- 0	CONFERENCE	0- 0	0- 0	0- 0				
0- 0	0- 0	0- 0	HOME	0- 0	0- 0	0- 0				
0- 0	0- 0	0- 0	AWAY	0- 0	0- 0	0- 0				
0- 0	0- 0	0- 0	NEUTRAL	0- 0	0- 0	0- 0				

































RPI 1-25				RPI 26-50				RPI 51-100				RPI 101+				Team's RPI: 290	
RPI	S	Opponent	Score	RPI	S	Opponent	Score	RPI	S	Opponent	Score	RPI	S	Opponent	Score		
								54	A	Minnesota	58	90	120	A	Loyola Chicago	76	78
												134	A	Merrimack	53	78	
												157	H	Massachusetts	49	83	
												185	A	Rhode Island	74	77	
												195	A	Dartmouth	55	72	
												211	H	Saint Francis (PA)	69	73	
												267	H	Navy	64	56	
												304	H	NJIT	65	59	
												322	H	Bryant	71	66	
												343	H	Canisius	76	53	
												348	A	LIU Brooklyn	73	62	
LAST 10 Division I																	
				134	A	Merrimack	53	78				348	A	LIU Brooklyn	73	62	
				185	A	Rhode Island	74	77				304	H	NJIT	65	59	
				267	H	Navy	64	56				343	H	Canisius	76	53	
				322	H	Bryant	71	66				211	H	Saint Francis (PA)	69	73	
				54	A	Minnesota	58	90				157	H	Massachusetts	49	83	

Non-Div I Games: Norwich 86 40

Vermont



Average RPI Win: <b>140</b>	WON-LOST	WINNING	LAST 10	STRENGTH OF	OPP. STRENGTH	TEAM	ADJ.	CONF.	ADJ CONF.
Average RPI Loss: <b>84</b>	RECORD	PCT. RANK	GAMES	SCHEDULE	OF SCHEDULE	RPI	RPI	RPI	RPI
DIV. I ONLY	6- 6	164	6-4	66	31	95	95	6	6
DIV. I NON-CONF.	5- 5	163	5-3	105	26	98	98	6	6
TOTALS	RPI 1-25	RPI 26-50	W-L RECORDS	RPI 51-100	RPI 101-150	RPI 150+			
6- 6	0- 1	0- 1	OVERALL	1- 2	3- 1	2- 1			
3- 3	0- 1	0- 1	HOME	0- 0	2- 1	1- 0			
3- 3	0- 0	0- 0	AWAY	1- 2	1- 0	1- 1			
0- 0	0- 0	0- 0	NEUTRAL	0- 0	0- 0	0- 0			
5- 5	0- 0	0- 1	NON-CONFERENCE	1- 2	2- 1	2- 1			
2- 2	0- 0	0- 1	HOME	0- 0	1- 1	1- 0			
3- 3	0- 0	0- 0	AWAY	1- 2	1- 0	1- 1			
0- 0	0- 0	0- 0	NEUTRAL	0- 0	0- 0	0- 0			
1- 1	0- 1	0- 0	CONFERENCE	0- 0	1- 0	0- 0			
1- 1	0- 1	0- 0	HOME	0- 0	1- 0	0- 0			
0- 0	0- 0	0- 0	AWAY	0- 0	0- 0	0- 0			
0- 0	0- 0	0- 0	NEUTRAL	0- 0	0- 0	0- 0			

RPI S Opponent Score	RPI S Opponent Score	RPI S Opponent Score	RPI S Opponent Score
14  Creighton 42 	36  James Madison 52 	61  Georgia 63 58	102  Providence 51 49
		68  Temple 69 	107  George Washington 56 
		73  Drexel 52 	127  Fordham 73 66
			133  Saint Joseph's 60 44
			189  La Salle 77 69
			204  American 54 
			228  Manhattan 63 51
LAST 10 Division I			
14  Creighton 42 	102  Providence 51 49		
61  Georgia 63 58	189  La Salle 77 69		
228  Manhattan 63 51	68  Temple 69 		
127  Fordham 73 66	133  Saint Joseph's 60 44		
204  American 54 	73  Drexel 52 		

Non-Div I Games:

Villanova

Average RPI Win: 135		WON-LOST	WINNING	LAST 10	STRENGTH OF	OPP. STRENGTH	TEAM	ADJ.	CONF.	ADJ CONF.
Average RPI Loss: 30		RECORD	PCT. RANK	GAMES	SCHEDULE	OF SCHEDULE	RPI	RPI	RPI	RPI
DIV. I ONLY		5- 7	210	4-6	1	58	23	23	3	3
DIV. I NON-CONF.		5- 6	187	4-5	1	57	22	22	3	3
TOTALS		RPI 1-25	RPI 26-50		W-L RECORDS		RPI 51-100	RPI 101-150	RPI 150+	
5- 7	0- 4	1- 2		OVERALL		2- 1	0- 0		2- 0	
3- 2	0- 2	1- 0		HOME		2- 0	0- 0		0- 0	
2- 4	0- 1	0- 2		AWAY		0- 1	0- 0		2- 0	
0- 1	0- 1	0- 0		NEUTRAL		0- 0	0- 0		0- 0	
5- 6	0- 4	1- 1		NON-CONFERENCE		2- 1	0- 0		2- 0	
3- 2	0- 2	1- 0		HOME		2- 0	0- 0		0- 0	
2- 3	0- 1	0- 1		AWAY		0- 1	0- 0		2- 0	
0- 1	0- 1	0- 0		NEUTRAL		0- 0	0- 0		0- 0	
0- 1	0- 0	0- 1		CONFERENCE		0- 0	0- 0		0- 0	
0- 0	0- 0	0- 0		HOME		0- 0	0- 0		0- 0	
0- 1	0- 0	0- 1		AWAY		0- 0	0- 0		0- 0	
0- 0	0- 0	0- 0		NEUTRAL		0- 0	0- 0		0- 0	

RPI 1-25				Team's RPI: 23		RPI 26-50				RPI 51-100				RPI 101+					
RPI	S	Opponent	Score		RPI	S	Opponent	Score		RPI	S	Opponent	Score		RPI	S	Opponent	Score	
1	A	UConn	44	83	32	A	Georgia Tech	51	61	52	H	Old Dominion	56	53	246	A	CSUN	72	47
10	H	UCLA	62	73	36	H	James Madison	55	49	80	A	Southern California	49	59	255	A	UNLV	63	55
19	N	Mississippi St.	59	72	45	A	Rutgers	63	73	84	H	Bucknell	84	60					
25	H	Kentucky	47	50															
LAST 10 Division I																			
					32	A	Georgia Tech	51	61	19	N	Mississippi St.	59	72					
					52	H	Old Dominion	56	53	255	A	UNLV	63	55					
					1	A	UConn	44	83	45	A	Rutgers	63	73					
					25	H	Kentucky	47	50	10	H	UCLA	62	73					
					246	A	CSUN	72	47	36	H	James Madison	55	49					

Non-Div I Games:

Virginia

Average RPI Win:	157	WON-LOST	WINNING	LAST 10	STRENGTH OF	OPP. STRENGTH	TEAM	ADJ.	CONF.	ADJ CONF.
Average RPI Loss:	34	RECORD	PCT. RANK	GAMES	SCHEDULE	OF SCHEDULE	RPI	RPI	RPI	RPI
DIV. I ONLY	10- 2	33	8-2	78	59	28	28	3	3	
DIV. I NON-CONF.	10- 1	19	8-1	140	80	29	29	3	3	
TOTALS	RPI 1-25	RPI 26-50	W-L RECORDS	RPI 51-100	RPI 101-150	RPI 150+				
10- 2	1- 1	0- 0	OVERALL	1- 1	3- 0	5- 0				
6- 0	1- 0	0- 0	HOME	0- 0	2- 0	3- 0				
1- 1	0- 1	0- 0	AWAY	0- 0	0- 0	1- 0				
3- 1	0- 0	0- 0	NEUTRAL	1- 1	1- 0	1- 0				
10- 1	1- 0	0- 0	NON-CONFERENCE	1- 1	3- 0	5- 0				
6- 0	1- 0	0- 0	HOME	0- 0	2- 0	3- 0				
1- 0	0- 0	0- 0	AWAY	0- 0	0- 0	1- 0				
3- 1	0- 0	0- 0	NEUTRAL	1- 1	1- 0	1- 0				
0- 1	0- 1	0- 0	CONFERENCE	0- 0	0- 0	0- 0				
0- 0	0- 0	0- 0	HOME	0- 0	0- 0	0- 0				
0- 1	0- 1	0- 0	AWAY	0- 0	0- 0	0- 0				
0- 0	0- 0	0- 0	NEUTRAL	0- 0	0- 0	0- 0				

RPI 1-25				RPI 26-50		Team's RPI: 28	RPI 51-100			RPI 101+		
RPI	S	Opponent	Score	RPI	S	Opponent	Score	RPI	S	Opponent	Score	
6	A	Florida St.	62 86					61	N	Georgia	72 77	109 H Liberty 73 69
14	H	Purdue	67 54					94	N	Belmont	60 58	140 N Wichita St. 84 63
												142 H Davidson 88 68
												170 A George Mason 77 58
												182 H Gardner-Webb 87 65
												211 H Saint Francis (PA) 105 41
												215 N Rice 54 45
												294 H UMES 86 43
LAST 10 Division I												
6	A	Florida St.	62 86	140	N	Wichita St.	84 63					
94	N	Belmont	60 58	215	N	Rice	54 45					
142	H	Davidson	88 68	182	H	Gardner-Webb	87 65					
294	H	UMES	86 43	14	H	Purdue	67 54					
109	H	Liberty	73 69	61	N	Georgia	72 77					

Non-Div I Games:

Virginia Tech

Average RPI Win:	320	WON-LOST	WINNING	LAST 10	STRENGTH OF	OPP. STRENGTH	TEAM	ADJ.	CONF.	ADJ CONF.
Average RPI Loss:	93	RECORD	PCT. RANK	GAMES	SCHEDULE	OF SCHEDULE	RPI	RPI	RPI	RPI
DIV. I ONLY	3- 7	255	3-7	39	327	206	206	31	31	
DIV. I NON-CONF.	3- 7	253	3-7	41	327	205	205	31	31	
TOTALS	RPI 1-25	RPI 26-50	W-L RECORDS	RPI 51-100	RPI 101-150	RPI 150+				
3- 7	0- 0	0- 2	OVERALL	0- 2	0- 1	3- 2				
3- 1	0- 0	0- 0	HOME	0- 1	0- 0	3- 0				
0- 6	0- 0	0- 2	AWAY	0- 1	0- 1	0- 2				
0- 0	0- 0	0- 0	NEUTRAL	0- 0	0- 0	0- 0				
3- 7	0- 0	0- 2	NON-CONFERENCE	0- 2	0- 1	3- 2				
3- 1	0- 0	0- 0	HOME	0- 1	0- 0	3- 0				
0- 6	0- 0	0- 2	AWAY	0- 1	0- 1	0- 2				
0- 0	0- 0	0- 0	NEUTRAL	0- 0	0- 0	0- 0				
0- 0	0- 0	0- 0	CONFERENCE	0- 0	0- 0	0- 0				
0- 0	0- 0	0- 0	HOME	0- 0	0- 0	0- 0				
0- 0	0- 0	0- 0	AWAY	0- 0	0- 0	0- 0				
0- 0	0- 0	0- 0	NEUTRAL	0- 0	0- 0	0- 0				

RPI 1-25				RPI 26-50				RPI 51-100				RPI 101+				Team's RPI: 206	
RPI	S	Opponent	Score	RPI	S	Opponent	Score	RPI	S	Opponent	Score	RPI	S	Opponent	Score		
				26	A	Maryland	56 119	70	A	Colgate	58 74	113	A	Rider	63 77		
				48	A	Yale	68 87	87	H	Stony Brook	45 66	151	A	Butler	58 74		
												155	A	Youngstown St.	42 64		
												304	H	NJIT	61 59		
												314	H	UMBC	67 60		
												341	H	Saint Peter's	90 89		
LAST 10 Division I																	
				48	A	Yale	68 87	70	A	Colgate	58 74						
				314	H	UMBC	67 60	113	A	Rider	63 77						
				341	H	Saint Peter's	90 89	87	H	Stony Brook	45 66						
				151	A	Butler	58 74	155	A	Youngstown St.	42 64						
				26	A	Maryland	56 119	304	H	NJIT	61 59						

Non-Div I Games: Staten Island 81 57

Wagner

## Wake Forest

Through Games Of Dec. 31, 2019

Average RPI Win:	208	WON-LOST	WINNING	LAST 10	STRENGTH OF	OPP. STRENGTH	TEAM	ADJ.	CONF.	ADJ CONF.
Average RPI Loss:	96	RECORD	PCT. RANK	GAMES	SCHEDULE	OF SCHEDULE	RPI	RPI	RPI	RPI
DIV. I ONLY	7- 5	128	5-5	85	166	104	104	3	3	
DIV. I NON-CONF.	7- 4	100	5-4	114	219	103	103	3	3	
TOTALS	RPI 1-25	RPI 26-50	W-L RECORDS	RPI 51-100	RPI 101-150	RPI 150+				
7- 5	0- 1	0- 0	OVERALL	0- 2	2- 1	5- 1				
4- 2	0- 0	0- 0	HOME	0- 1	0- 1	4- 0				
1- 3	0- 1	0- 0	AWAY	0- 1	1- 0	0- 1				
2- 0	0- 0	0- 0	NEUTRAL	0- 0	1- 0	1- 0				
7- 4	0- 0	0- 0	NON-CONFERENCE	0- 2	2- 1	5- 1				
4- 2	0- 0	0- 0	HOME	0- 1	0- 1	4- 0				
1- 2	0- 0	0- 0	AWAY	0- 1	1- 0	0- 1				
2- 0	0- 0	0- 0	NEUTRAL	0- 0	1- 0	1- 0				
0- 1	0- 1	0- 0	CONFERENCE	0- 0	0- 0	0- 0				
0- 0	0- 0	0- 0	HOME	0- 0	0- 0	0- 0				
0- 1	0- 1	0- 0	AWAY	0- 0	0- 0	0- 0				
0- 0	0- 0	0- 0	NEUTRAL	0- 0	0- 0	0- 0				

RPI	S	Opponent	Score	RPI	S	Opponent	Score	RPI	S	Opponent	Score	RPI	S	Opponent	Score	Team's RPI: 104
24	A	Miami (FL)	56 59					51	A	St. John's (NY)	74 82	114	H	UNC Greensboro	65 67	
								53	H	Charlotte	65 77	129	A	Elon	69 57	
												149	N	Dayton	78 59	
												172	N	Florida	73 68	
												208	H	Campbell	74 46	
												225	H	East Carolina	76 53	
												240	A	ETSU	60 67	
												273	H	UNCW	65 55	
												300	H	Col. of Charleston	106 50	
LAST 10 Division I																
24	A	Miami (FL)	56 59	172	N	Florida	73 68									
129	A	Elon	69 57	149	N	Dayton	78 59									
51	A	St. John's (NY)	74 82	208	H	Campbell	74 46									
53	H	Charlotte	65 77	240	A	ETSU	60 67									
114	H	UNC Greensboro	65 67	225	H	East Carolina	76 53									

Non-Div I Games:

Wake Forest

■ Loss, 
■ Non-Conf, 
■ S Site, 
■ H Home 
■ A Away 
N Neutral

Average RPI Win:	177	WON-LOST	WINNING	LAST 10	STRENGTH OF	OPP. STRENGTH	TEAM	ADJ.	CONF.	ADJ CONF.
Average RPI Loss:	128	RECORD	PCT. RANK	GAMES	SCHEDULE	OF SCHEDULE	RPI	RPI	RPI	RPI
DIV. I ONLY	9- 3	63	8-2	198	46	100	100	1	1	
DIV. I NON-CONF.	8- 3	68	7-2	210	52	124	124	1	1	
TOTALS	RPI 1-25	RPI 26-50	W-L RECORDS	RPI 51-100	RPI 101-150	RPI 150+				
9- 3	1- 0	0- 0	OVERALL	0- 1	2- 1	6- 1				
4- 3	0- 0	0- 0	HOME	0- 1	1- 1	3- 1				
2- 0	0- 0	0- 0	AWAY	0- 0	1- 0	1- 0				
3- 0	1- 0	0- 0	NEUTRAL	0- 0	0- 0	2- 0				
8- 3	1- 0	0- 0	NON-CONFERENCE	0- 1	1- 1	6- 1				
4- 3	0- 0	0- 0	HOME	0- 1	1- 1	3- 1				
1- 0	0- 0	0- 0	AWAY	0- 0	0- 0	1- 0				
3- 0	1- 0	0- 0	NEUTRAL	0- 0	0- 0	2- 0				
1- 0	0- 0	0- 0	CONFERENCE	0- 0	1- 0	0- 0				
0- 0	0- 0	0- 0	HOME	0- 0	0- 0	0- 0				
1- 0	0- 0	0- 0	AWAY	0- 0	1- 0	0- 0				
0- 0	0- 0	0- 0	NEUTRAL	0- 0	0- 0	0- 0				

RPI 1-25			RPI 26-50			RPI 51-100			Team's RPI: 100	RPI 101+		
RPI	S	Opponent	Score	RPI	S	Opponent	Score	RPI	S	Opponent	Score	
16	N	Iowa	70 63					58	H	Vanderbilt	74 76	
										101	A	Washington St.
										118	H	CSU Bakersfield
										147	H	Hawaii
										163	H	San Francisco
										168	N	Howard
										178	H	Tulane
										183	N	Iona
										214	A	San Diego
										301	H	Weber St.
										326	H	Seattle U
LAST 10 Division I												
101	A	Washington St.	65 56	58	H	Vanderbilt	74 76	163	H	San Francisco	73 54	
168	N	Howard	75 58	214	A	San Diego	65 47	147	H	Hawaii	50 62	
183	N	Iona	65 34	16	N	Iowa	70 63					
326	H	Seattle U	78 46									
301	H	Weber St.	94 41									

Non-Div I Games:

Washington

■ Loss, 
 ■ Non-Conf, 
 ■ S Site, 
 ■ H Home 
 ■ A Away 
 N Neutral

Average RPI Win:	212	WON-LOST	WINNING	LAST 10	STRENGTH OF	OPP. STRENGTH	TEAM	ADJ.	CONF.	ADJ CONF.
Average RPI Loss:	33	RECORD	PCT. RANK	GAMES	SCHEDULE	OF SCHEDULE	RPI	RPI	RPI	RPI
DIV. I ONLY	7- 6	157	4-6	59	23	101	101	1	1	
DIV. I NON-CONF.	7- 5	130	4-5	73	18	86	86	1	1	
TOTALS	RPI 1-25	RPI 26-50	W-L RECORDS	RPI 51-100	RPI 101-150	RPI 150+				
7- 6	0- 4	0- 1	OVERALL	2- 1	0- 0	5- 0				
5- 2	0- 1	0- 0	HOME	1- 1	0- 0	4- 0				
1- 1	0- 1	0- 0	AWAY	1- 0	0- 0	0- 0				
1- 3	0- 2	0- 1	NEUTRAL	0- 0	0- 0	1- 0				
7- 5	0- 4	0- 1	NON-CONFERENCE	2- 0	0- 0	5- 0				
5- 1	0- 1	0- 0	HOME	1- 0	0- 0	4- 0				
1- 1	0- 1	0- 0	AWAY	1- 0	0- 0	0- 0				
1- 3	0- 2	0- 1	NEUTRAL	0- 0	0- 0	1- 0				
0- 1	0- 0	0- 0	CONFERENCE	0- 1	0- 0	0- 0				
0- 1	0- 0	0- 0	HOME	0- 1	0- 0	0- 0				
0- 0	0- 0	0- 0	AWAY	0- 0	0- 0	0- 0				
0- 0	0- 0	0- 0	NEUTRAL	0- 0	0- 0	0- 0				

RPI	S	Opponent	Score	RPI	S	Opponent	Score	RPI	S	Opponent	Score	RPI	S	Opponent	Score	Team's RPI: 101
7	N	South Carolina	53 68	47	N	Baylor	66 89	74	A	Boise St.	80 68	246	H	CSUN	71 61	
8	H	Gonzaga	53 76					97	H	BYU	67 50	248	N	Southern U.	69 54	
9	N	Indiana	44 78					100	H	Washington	56 65	254	H	UC Irvine	87 59	
24	A	Miami (FL)	68 74									270	H	Pepperdine	85 48	
												298	H	Ark.-Pine Bluff	85 56	
LAST 10 Division I																
100	H	Washington	56 65	24	A	Miami (FL)	68 74									
9	N	Indiana	44 78	248	N	Southern U.	69 54									
7	N	South Carolina	53 68	254	H	UC Irvine	87 59									
47	N	Baylor	66 89	8	H	Gonzaga	53 76									
246	H	CSUN	71 61	298	H	Ark.-Pine Bluff	85 56									

Non-Div I Games:

Washington St.

Average RPI Win:	296	WON-LOST	WINNING	LAST 10	STRENGTH OF	OPP. STRENGTH	TEAM	ADJ.	CONF.	ADJ CONF.
Average RPI Loss:	170	RECORD	PCT. RANK	GAMES	SCHEDULE	OF SCHEDULE	RPI	RPI	RPI	RPI
DIV. I ONLY	2- 9	303	2-8	240	218	301	301	20	20	
DIV. I NON-CONF.	2- 7	288	2-6	190	242	270	270	19	19	
TOTALS	RPI 1-25	RPI 26-50	W-L RECORDS	RPI 51-100	RPI 101-150	RPI 150+				
2- 9	0- 1	0- 0	OVERALL	0- 2	0- 1	2- 5				
1- 1	0- 0	0- 0	HOME	0- 0	0- 0	1- 1				
1- 8	0- 1	0- 0	AWAY	0- 2	0- 1	1- 4				
0- 0	0- 0	0- 0	NEUTRAL	0- 0	0- 0	0- 0				
2- 7	0- 1	0- 0	NON-CONFERENCE	0- 2	0- 0	2- 4				
1- 1	0- 0	0- 0	HOME	0- 0	0- 0	1- 1				
1- 6	0- 1	0- 0	AWAY	0- 2	0- 0	1- 3				
0- 0	0- 0	0- 0	NEUTRAL	0- 0	0- 0	0- 0				
0- 2	0- 0	0- 0	CONFERENCE	0- 0	0- 1	0- 1				
0- 0	0- 0	0- 0	HOME	0- 0	0- 0	0- 0				
0- 2	0- 0	0- 0	AWAY	0- 0	0- 1	0- 1				
0- 0	0- 0	0- 0	NEUTRAL	0- 0	0- 0	0- 0				

RPI 1-25				RPI 26-50				RPI 51-100				RPI 101+				Team's RPI: 301
RPI	S	Opponent	Score	RPI	S	Opponent	Score	RPI	S	Opponent	Score	RPI	S	Opponent	Score	
10	A	UCLA	45 85					82	A	Pacific	53 76	112	A	Idaho	50 70	
								100	A	Washington	41 94	174	H	Portland	59 78	
												186	A	Utah	46 75	
												247	A	UC Riverside	64 54	
												251	A	UTEP	51 70	
												297	A	Eastern Wash.	53 63	
												316	A	New Mexico St.	47 77	
												345	H	Utah Valley	72 46	
LAST 10 Division I																
				112	A	Idaho	50 70	297	A	Eastern Wash.	53 63					
				247	A	UC Riverside	64 54	186	A	Utah	46 75					
				82	A	Pacific	53 76	345	H	Utah Valley	72 46					
				100	A	Washington	41 94	316	A	New Mexico St.	47 77					
				174	H	Portland	59 78	251	A	UTEP	51 70					

Non-Div I Games:

Weber St.



Average RPI Win: 183		WON-LOST	WINNING	LAST 10	STRENGTH OF	OPP. STRENGTH	TEAM	ADJ.	CONF.	ADJ CONF.
Average RPI Loss: 14		RECORD	PCT. RANK	GAMES	SCHEDULE	OF SCHEDULE	RPI	RPI	RPI	RPI
DIV. I ONLY		10- 1	20	9-1	200	78	42	42	5	5
DIV. I NON-CONF.		10- 1	19	9-1	197	75	42	42	5	5
TOTALS	RPI 1-25	RPI 26-50		W-L RECORDS		RPI 51-100	RPI 101-150	RPI 150+		
10- 1	1- 1	0- 0		OVERALL		2- 0	1- 0	6- 0		
5- 0	0- 0	0- 0		HOME		0- 0	1- 0	4- 0		
1- 0	1- 0	0- 0		AWAY		0- 0	0- 0	0- 0		
4- 1	0- 1	0- 0		NEUTRAL		2- 0	0- 0	2- 0		
10- 1	1- 1	0- 0		NON-CONFERENCE		2- 0	1- 0	6- 0		
5- 0	0- 0	0- 0		HOME		0- 0	1- 0	4- 0		
1- 0	1- 0	0- 0		AWAY		0- 0	0- 0	0- 0		
4- 1	0- 1	0- 0		NEUTRAL		2- 0	0- 0	2- 0		
0- 0	0- 0	0- 0		CONFERENCE		0- 0	0- 0	0- 0		
0- 0	0- 0	0- 0		HOME		0- 0	0- 0	0- 0		
0- 0	0- 0	0- 0		AWAY		0- 0	0- 0	0- 0		
0- 0	0- 0	0- 0		NEUTRAL		0- 0	0- 0	0- 0		

RPI 1-25				RPI 26-50				Team's RPI: 42				RPI 51-100				RPI 101+			
RPI	S	Opponent	Score	RPI	S	Opponent	Score	RPI	S	Opponent	Score	RPI	S	Opponent	Score	RPI	S	Opponent	Score
14	N	Creighton	75 82					89	N	Michigan St.	63 57	144	H	Cornell	68 62				
19	A	Mississippi St.	71 65					93	N	Syracuse	71 69	176	N	New Mexico	73 60				
												207	N	Norfolk St.	72 55				
												211	H	Saint Francis (PA)	74 45				
												258	H	Radford	74 37				
												302	H	Presbyterian	56 40				
												330	H	Coppin St.	82 47				
LAST 10 Division I																			
144	H	Cornell	68 62	93	N	Syracuse	71 69												
14	N	Creighton	75 82	89	N	Michigan St.	63 57												
330	H	Coppin St.	82 47	207	N	Norfolk St.	72 55												
258	H	Radford	74 37	19	A	Mississippi St.	71 65												
302	H	Presbyterian	56 40	176	N	New Mexico	73 60												

Non-Div I Games:

West Virginia

Loss, Non-Conf, S Site, H Home A Away N Neutral

Average RPI Win: 340		WON-LOST	WINNING	LAST 10	STRENGTH OF	OPP. STRENGTH	TEAM	ADJ.	CONF.	ADJ CONF.
Average RPI Loss: 210		RECORD	PCT. RANK	GAMES	SCHEDULE	OF SCHEDULE	RPI	RPI	RPI	RPI
DIV. I ONLY		1- 12	334	1-9	158	351	331	331	21	21
DIV. I NON-CONF.		1- 12	335	1-9	153	351	333	333	21	21
TOTALS		RPI 1-25	RPI 26-50	W-L RECORDS	RPI 51-100	RPI 101-150	RPI 150+			
1- 12	0- 0		0- 0	OVERALL	0- 0	0- 3	1- 9			
1- 6	0- 0		0- 0	HOME	0- 0	0- 0	1- 6			
0- 6	0- 0		0- 0	AWAY	0- 0	0- 3	0- 3			
0- 0	0- 0		0- 0	NEUTRAL	0- 0	0- 0	0- 0			
1- 12	0- 0		0- 0	NON-CONFERENCE	0- 0	0- 3	1- 9			
1- 6	0- 0		0- 0	HOME	0- 0	0- 0	1- 6			
0- 6	0- 0		0- 0	AWAY	0- 0	0- 3	0- 3			
0- 0	0- 0		0- 0	NEUTRAL	0- 0	0- 0	0- 0			
0- 0	0- 0		0- 0	CONFERENCE	0- 0	0- 0	0- 0			
0- 0	0- 0		0- 0	HOME	0- 0	0- 0	0- 0			
0- 0	0- 0		0- 0	AWAY	0- 0	0- 0	0- 0			
0- 0	0- 0		0- 0	NEUTRAL	0- 0	0- 0	0- 0			

RPI 1-25				RPI 26-50				RPI 51-100				RPI 101+				Team's RPI: 331	
RPI	S	Opponent	Score	RPI	S	Opponent	Score	RPI	S	Opponent	Score	RPI	S	Opponent	Score		
												124	A	North Carolina	55	92	
												129	A	Elon	24	68	
												142	A	Davidson	51	101	
												160	H	Coastal Caro.	43	66	
												182	A	Gardner-Webb	62	88	
												187	H	Cleveland St.	61	68	
												208	H	Campbell	40	61	
												221	H	Tennessee Tech	58	62	
												263	H	UNC Asheville	47	64	
												293	H	Winthrop	60	63	
												300	A	Col. of Charleston	62	73	
												310	A	USC Upstate	62	70	
												340	H	Charleston So.	69	64	
LAST 10 Division I																	
				300	A	Col. of Charleston	62	73				293	H	Winthrop	60	63	
				160	H	Coastal Caro.	43	66				221	H	Tennessee Tech	58	62	
				142	A	Davidson	51	101				187	H	Cleveland St.	61	68	
				263	H	UNC Asheville	47	64				340	H	Charleston So.	69	64	
				208	H	Campbell	40	61				182	A	Gardner-Webb	62	88	

Non-Div I Games:	UVa-Wise	64	55
------------------	----------	----	----

Western Caro.

■ Loss, ■ Non-Conf, S Site, H Home A Away N Neutral

Average RPI Win:	261	WON-LOST	WINNING	LAST 10	STRENGTH OF	OPP. STRENGTH	TEAM	ADJ.	CONF.	ADJ CONF.
Average RPI Loss:	100	RECORD	PCT. RANK	GAMES	SCHEDULE	OF SCHEDULE	RPI	RPI	RPI	RPI
DIV. I ONLY	3- 8	266	3-7	117	188	229	229	17	17	
DIV. I NON-CONF.	3- 7	253	3-6	160	203	239	239	17	17	
TOTALS	RPI 1-25	RPI 26-50	W-L RECORDS	RPI 51-100	RPI 101-150	RPI 150+				
3- 8	0- 1	0- 2	OVERALL	0- 2	0- 1	3- 2				
2- 2	0- 0	0- 1	HOME	0- 0	0- 1	2- 0				
1- 4	0- 1	0- 1	AWAY	0- 1	0- 0	1- 1				
0- 2	0- 0	0- 0	NEUTRAL	0- 1	0- 0	0- 1				
3- 7	0- 1	0- 1	NON-CONFERENCE	0- 2	0- 1	3- 2				
2- 1	0- 0	0- 0	HOME	0- 0	0- 1	2- 0				
1- 4	0- 1	0- 1	AWAY	0- 1	0- 0	1- 1				
0- 2	0- 0	0- 0	NEUTRAL	0- 1	0- 0	0- 1				
0- 1	0- 0	0- 1	CONFERENCE	0- 0	0- 0	0- 0				
0- 1	0- 0	0- 1	HOME	0- 0	0- 0	0- 0				
0- 0	0- 0	0- 0	AWAY	0- 0	0- 0	0- 0				
0- 0	0- 0	0- 0	NEUTRAL	0- 0	0- 0	0- 0				

RPI 1-25				RPI 26-50				RPI 51-100				RPI 101+ Team's RPI: 229			
RPI	S	Opponent	Score	RPI	S	Opponent	Score	RPI	S	Opponent	Score	RPI	S	Opponent	Score
14	A	Purdue	59 66	27	H	South Dakota	65 96	66	A	Illinois St.	65 78	105	H	Bradley	49 84
				30	A	Drake	75 94	76	N	Southern Ill.	65 79	153	H	Southeast Mo. St.	97 91
												201	A	Missouri	89 97
												282	N	Eastern Ill.	52 60
												289	H	Indiana St.	83 72
												342	A	Chicago St.	88 78
LAST 10 Division I															
				27	H	South Dakota	65 96	282	N	Eastern Ill.	52 60				
				30	A	Drake	75 94	76	N	Southern Ill.	65 79				
				105	H	Bradley	49 84	153	H	Southeast Mo. St.	97 91				
				14	A	Purdue	59 66	342	A	Chicago St.	88 78				
				289	H	Indiana St.	83 72	66	A	Illinois St.	65 78				

Non-Div I Games: Culver-Stockton 82 76 Ill.-Springfield 91 51 Mo. Baptist 90 69

Western Ill.

Loss, Non-Conf, S Site, H Home A Away N Neutral

Average RPI Win:	144	WON-LOST	WINNING	LAST 10	STRENGTH OF	OPP. STRENGTH	TEAM	ADJ.	CONF.	ADJ CONF.
Average RPI Loss:	39	RECORD	PCT. RANK	GAMES	SCHEDULE	OF SCHEDULE	RPI	RPI	RPI	RPI
DIV. I ONLY	8- 3	70	8-2	128	2	33	33	14	14	
DIV. I NON-CONF.	8- 3	68	8-2	120	2	30	30	14	14	
TOTALS	RPI 1-25	RPI 26-50	W-L RECORDS	RPI 51-100	RPI 101-150	RPI 150+				
8- 3	0- 2	1- 0	OVERALL	3- 1	0- 0	4- 0				
4- 0	0- 0	1- 0	HOME	2- 0	0- 0	1- 0				
3- 3	0- 2	0- 0	AWAY	1- 1	0- 0	2- 0				
1- 0	0- 0	0- 0	NEUTRAL	0- 0	0- 0	1- 0				
8- 3	0- 2	1- 0	NON-CONFERENCE	3- 1	0- 0	4- 0				
4- 0	0- 0	1- 0	HOME	2- 0	0- 0	1- 0				
3- 3	0- 2	0- 0	AWAY	1- 1	0- 0	2- 0				
1- 0	0- 0	0- 0	NEUTRAL	0- 0	0- 0	1- 0				
0- 0	0- 0	0- 0	CONFERENCE	0- 0	0- 0	0- 0				
0- 0	0- 0	0- 0	HOME	0- 0	0- 0	0- 0				
0- 0	0- 0	0- 0	AWAY	0- 0	0- 0	0- 0				
0- 0	0- 0	0- 0	NEUTRAL	0- 0	0- 0	0- 0				

RPI 1-25				RPI 26-50				Team's RPI: 33				RPI 51-100				RPI 101+			
RPI	S	Opponent	Score	RPI	S	Opponent	Score	RPI	S	Opponent	Score	RPI	S	Opponent	Score	RPI	S	Opponent	Score
3	A	Louisville	56 75	38	H	Oklahoma	74 63	55	H	Central Mich.	93 58	156	A	Samford	88 84				
14	A	Purdue	50 67					86	A	Ball St.	91 86	199	H	Little Rock	77 58				
								94	H	Belmont	77 46	210	N	Tulsa	76 63				
								99	A	Saint Mary's (CA)	73 80	317	A	Mercer	75 62				
LAST 10 Division I																			
14	A	Purdue	50 67	156	A	Samford	88 84												
199	H	Little Rock	77 58	86	A	Ball St.	91 86												
55	H	Central Mich.	93 58	38	H	Oklahoma	74 63												
94	H	Belmont	77 46	99	A	Saint Mary's (CA)	73 80												
317	A	Mercer	75 62	210	N	Tulsa	76 63												

Non-Div I Games:

Western Ky.

Average RPI Win:	282	WON-LOST	WINNING	LAST 10	STRENGTH OF	OPP. STRENGTH	TEAM	ADJ.	CONF.	ADJ CONF.
Average RPI Loss:	137	RECORD	PCT. RANK	GAMES	SCHEDULE	OF SCHEDULE	RPI	RPI	RPI	RPI
DIV. I ONLY	6- 4	122	6-4	260	275	175	175	10	10	
DIV. I NON-CONF.	6- 4	122	6-4	265	274	175	175	10	10	
TOTALS	RPI 1-25	RPI 26-50	W-L RECORDS	RPI 51-100	RPI 101-150	RPI 150+				
6- 4	0- 0	0- 1	OVERALL	0- 1	1- 0	5- 2				
2- 1	0- 0	0- 0	HOME	0- 0	0- 0	2- 1				
2- 2	0- 0	0- 1	AWAY	0- 0	1- 0	1- 1				
2- 1	0- 0	0- 0	NEUTRAL	0- 1	0- 0	2- 0				
6- 4	0- 0	0- 1	NON-CONFERENCE	0- 1	1- 0	5- 2				
2- 1	0- 0	0- 0	HOME	0- 0	0- 0	2- 1				
2- 2	0- 0	0- 1	AWAY	0- 0	1- 0	1- 1				
2- 1	0- 0	0- 0	NEUTRAL	0- 1	0- 0	2- 0				
0- 0	0- 0	0- 0	CONFERENCE	0- 0	0- 0	0- 0				
0- 0	0- 0	0- 0	HOME	0- 0	0- 0	0- 0				
0- 0	0- 0	0- 0	AWAY	0- 0	0- 0	0- 0				
0- 0	0- 0	0- 0	NEUTRAL	0- 0	0- 0	0- 0				

RPI 1-25				RPI 26-50				RPI 51-100				RPI 101+				Team's RPI: 175	
RPI	S	Opponent	Score	RPI	S	Opponent	Score	RPI	S	Opponent	Score	RPI	S	Opponent	Score		
				44	A	Michigan	55 76	87	N	Stony Brook	47 50	120	A	Loyola Chicago	70 60		
												166	H	Fla. Atlantic	79 80		
												251	A	UTEP	46 76		
												269	N	Denver	79 70		
												315	A	UIC	80 52		
												316	N	New Mexico St.	79 76		
												332	H	Detroit Mercy	82 67		
												342	H	Chicago St.	90 69		
LAST 10 Division I																	
				120	A	Loyola Chicago	70 60	87	N	Stony Brook	47 50						
				251	A	UTEP	46 76	269	N	Denver	79 70						
				166	H	Fla. Atlantic	79 80	342	H	Chicago St.	90 69						
				332	H	Detroit Mercy	82 67	315	A	UIC	80 52						
				44	A	Michigan	55 76	316	N	New Mexico St.	79 76						

Non-Div I Games: Kentucky St. 80 41

Western Mich.

■ Loss, 
 ■ Non-Conf, 
 ■ S Site, 
 ■ Home 
 ■ A Away 
 N Neutral

Average RPI Win:	212	WON-LOST	WINNING	LAST 10	STRENGTH OF	OPP. STRENGTH	TEAM	ADJ.	CONF.	ADJ CONF.
Average RPI Loss:	58	RECORD	PCT. RANK	GAMES	SCHEDULE	OF SCHEDULE	RPI	RPI	RPI	RPI
DIV. I ONLY	8- 5	112	7-3	250	7	140	140	9	9	
DIV. I NON-CONF.	8- 5	117	7-3	254	5	143	143	9	9	
TOTALS	RPI 1-25	RPI 26-50	W-L RECORDS	RPI 51-100	RPI 101-150	RPI 150+				
8- 5	0- 2	1- 2	OVERALL	0- 0	1- 0	6- 1				
6- 1	0- 0	1- 1	HOME	0- 0	0- 0	5- 0				
1- 3	0- 2	0- 0	AWAY	0- 0	0- 0	1- 1				
1- 1	0- 0	0- 1	NEUTRAL	0- 0	1- 0	0- 0				
8- 5	0- 2	1- 2	NON-CONFERENCE	0- 0	1- 0	6- 1				
6- 1	0- 0	1- 1	HOME	0- 0	0- 0	5- 0				
1- 3	0- 2	0- 0	AWAY	0- 0	0- 0	1- 1				
1- 1	0- 0	0- 1	NEUTRAL	0- 0	1- 0	0- 0				
0- 0	0- 0	0- 0	CONFERENCE	0- 0	0- 0	0- 0				
0- 0	0- 0	0- 0	HOME	0- 0	0- 0	0- 0				
0- 0	0- 0	0- 0	AWAY	0- 0	0- 0	0- 0				
0- 0	0- 0	0- 0	NEUTRAL	0- 0	0- 0	0- 0				

RPI	S	Opponent	Score	RPI	S	Opponent	Score	RPI	S	Opponent	Score	RPI	S	Opponent	Score	Team's RPI: 140
2	A	Missouri St.	55 68	28	N	Virginia Tech	63 84					139	N	Montana St.	66 64	
14	A	Creighton	46 56	34	H	UNI	50 61					197	H	Eastern Mich.	63 52	
				38	H	Oklahoma	88 83					212	A	Oral Roberts	66 79	
												219	A	Louisiana Tech	88 80	
												248	H	Southern U.	69 63	
												260	H	Houston Baptist	59 42	
												298	H	Ark.-Pine Bluff	100 50	
												299	H	Grambling	77 65	
LAST 10 Division I																
299	H	Grambling	77 65	28	N	Virginia Tech	63 84									
2	A	Missouri St.	55 68	139	N	Montana St.	66 64									
38	H	Oklahoma	88 83	298	H	Ark.-Pine Bluff	100 50									
260	H	Houston Baptist	59 42	14	A	Creighton	46 56									
219	A	Louisiana Tech	88 80	197	H	Eastern Mich.	63 52									

Non-Div I Games:

Wichita St.

William & Mary

Through Games Of Dec. 31, 2019

Average RPI Win:	242	WON-LOST	WINNING	LAST 10	STRENGTH OF	OPP. STRENGTH	TEAM	ADJ.	CONF.	ADJ CONF.
Average RPI Loss:	68	RECORD	PCT. RANK	GAMES	SCHEDULE	OF SCHEDULE	RPI	RPI	RPI	RPI
DIV. I ONLY	9- 2	41	8-2	331	87	136	136	16	16	
DIV. I NON-CONF.	9- 2	40	8-2	332	89	140	140	16	16	
TOTALS	RPI 1-25	RPI 26-50	W-L RECORDS	RPI 51-100	RPI 101-150	RPI 150+				
9- 2	0- 0	0- 0	OVERALL	0- 2	1- 0	8- 0				
4- 1	0- 0	0- 0	HOME	0- 1	0- 0	4- 0				
5- 1	0- 0	0- 0	AWAY	0- 1	1- 0	4- 0				
0- 0	0- 0	0- 0	NEUTRAL	0- 0	0- 0	0- 0				
9- 2	0- 0	0- 0	NON-CONFERENCE	0- 2	1- 0	8- 0				
4- 1	0- 0	0- 0	HOME	0- 1	0- 0	4- 0				
5- 1	0- 0	0- 0	AWAY	0- 1	1- 0	4- 0				
0- 0	0- 0	0- 0	NEUTRAL	0- 0	0- 0	0- 0				
0- 0	0- 0	0- 0	CONFERENCE	0- 0	0- 0	0- 0				
0- 0	0- 0	0- 0	HOME	0- 0	0- 0	0- 0				
0- 0	0- 0	0- 0	AWAY	0- 0	0- 0	0- 0				
0- 0	0- 0	0- 0	NEUTRAL	0- 0	0- 0	0- 0				

RPI 1-25				RPI 26-50				RPI 51-100				RPI 101+				Team's RPI: 136	
RPI	S	Opponent	Score	RPI	S	Opponent	Score	RPI	S	Opponent	Score	RPI	S	Opponent	Score		
								52	H	Old Dominion	58	69	107	A	George Washington	63	51
								83	A	Richmond	73	76	205	A	VCU	69	55
													207	H	Norfolk St.	65	56
													225	A	East Carolina	78	68
													231	A	Delaware St.	73	52
													266	A	Army West Point	77	65
													294	H	UMES	78	50
													314	H	UMBC	76	48
													327	H	Hartford	61	44
LAST 10 Division I																	
				107	A	George Washington	63	51					207	H	Norfolk St.	65	56
				314	H	UMBC	76	48					205	A	VCU	69	55
				83	A	Richmond	73	76					52	H	Old Dominion	58	69
				225	A	East Carolina	78	68					231	A	Delaware St.	73	52
				294	H	UMES	78	50					327	H	Hartford	61	44

Non-Div I Games:

William & Mary

Loss, Non-Conf, S Site, H Home A Away N Neutral

## Winthrop

Through Games Of Dec. 31, 2019

Average RPI Win:	279	WON-LOST	WINNING	LAST 10	STRENGTH OF	OPP. STRENGTH	TEAM	ADJ.	CONF.	ADJ CONF.
Average RPI Loss:	184	RECORD	PCT. RANK	GAMES	SCHEDULE	OF SCHEDULE	RPI	RPI	RPI	RPI
DIV. I ONLY	5- 6	196	5-5	328	207	293	293	29	29	
DIV. I NON-CONF.	3- 6	235	3-5	329	199	305	305	28	28	
TOTALS	RPI 1-25	RPI 26-50	W-L RECORDS	RPI 51-100	RPI 101-150	RPI 150+				
5- 6	0- 1	0- 0	OVERALL	0- 1	0- 0	5- 4				
2- 3	0- 0	0- 0	HOME	0- 0	0- 0	2- 3				
3- 2	0- 1	0- 0	AWAY	0- 1	0- 0	3- 0				
0- 1	0- 0	0- 0	NEUTRAL	0- 0	0- 0	0- 1				
3- 6	0- 1	0- 0	NON-CONFERENCE	0- 1	0- 0	3- 4				
0- 3	0- 0	0- 0	HOME	0- 0	0- 0	0- 3				
3- 2	0- 1	0- 0	AWAY	0- 1	0- 0	3- 0				
0- 1	0- 0	0- 0	NEUTRAL	0- 0	0- 0	0- 1				
2- 0	0- 0	0- 0	CONFERENCE	0- 0	0- 0	2- 0				
2- 0	0- 0	0- 0	HOME	0- 0	0- 0	2- 0				
0- 0	0- 0	0- 0	AWAY	0- 0	0- 0	0- 0				
0- 0	0- 0	0- 0	NEUTRAL	0- 0	0- 0	0- 0				

RPI 1-25				RPI 26-50				RPI 51-100				RPI 101+ Team's RPI: 293			
RPI	S	Opponent	Score	RPI	S	Opponent	Score	RPI	S	Opponent	Score	RPI	S	Opponent	Score
25	A	Kentucky	36 91					52	A	Old Dominion	44 68	169	H	Hampton	72 66
												183	H	Iona	61 68
												264	N	Wofford	59 60
												273	A	UNCW	75 63
												281	H	Ga. Southern	47 91
												300	H	Col. of Charleston	73 84
												309	H	High Point	69 63
												311	A	N.C. Central	56 46
												331	A	Western Caro.	63 60
LAST 10 Division I															
309	H	High Point	69 63	169	H	Hampton	72 66								
281	H	Ga. Southern	47 91	331	A	Western Caro.	63 60								
264	N	Wofford	59 60	273	A	UNCW	75 63								
52	A	Old Dominion	44 68	25	A	Kentucky	36 91								
311	A	N.C. Central	56 46	300	H	Col. of Charleston	73 84								

Non-Div I Games:

Winthrop

■ Loss, 
 ■ Non-Conf, 
 S Site, 
 ■ Home 
 ■ Away 
 N Neutral



Average RPI Win:	220	WON-LOST	WINNING	LAST 10	STRENGTH OF	OPP. STRENGTH	TEAM	ADJ.	CONF.	ADJ CONF.
Average RPI Loss:	34	RECORD	PCT. RANK	GAMES	SCHEDULE	OF SCHEDULE	RPI	RPI	RPI	RPI
DIV. I ONLY	8- 5	112	6-4	119	71	96	96	2	2	
DIV. I NON-CONF.	8- 3	68	6-2	194	91	81	81	2	2	
TOTALS	RPI 1-25	RPI 26-50	W-L RECORDS	RPI 51-100	RPI 101-150	RPI 150+				
8- 5	0- 1	0- 4	OVERALL	2- 0	0- 0	6- 0				
6- 1	0- 0	0- 1	HOME	1- 0	0- 0	5- 0				
1- 3	0- 1	0- 2	AWAY	0- 0	0- 0	1- 0				
1- 1	0- 0	0- 1	NEUTRAL	1- 0	0- 0	0- 0				
8- 3	0- 0	0- 3	NON-CONFERENCE	2- 0	0- 0	6- 0				
6- 0	0- 0	0- 0	HOME	1- 0	0- 0	5- 0				
1- 2	0- 0	0- 2	AWAY	0- 0	0- 0	1- 0				
1- 1	0- 0	0- 1	NEUTRAL	1- 0	0- 0	0- 0				
0- 2	0- 1	0- 1	CONFERENCE	0- 0	0- 0	0- 0				
0- 1	0- 0	0- 1	HOME	0- 0	0- 0	0- 0				
0- 1	0- 1	0- 0	AWAY	0- 0	0- 0	0- 0				
0- 0	0- 0	0- 0	NEUTRAL	0- 0	0- 0	0- 0				

RPI 1-25				RPI 26-50				RPI 51-100				Team's RPI: 96	RPI 101+			
RPI	S	Opponent	Score	RPI	S	Opponent	Score	RPI	S	Opponent	Score		RPI	S	Opponent	Score
14	A	Purdue	61 72	32	A	Georgia Tech	41 60	69	H	North Florida	75 62		232	H	Milwaukee	71 40
				35	A	Colorado	57 74	86	N	Ball St.	67 56		238	H	Prairie View	68 42
				43	N	Arkansas	64 68						264	H	Wofford	78 65
				45	H	Rutgers	61 64						282	H	Eastern Ill.	63 55
													291	A	North Dakota St.	64 63
													295	H	Alabama St.	85 67
LAST 10 Division I																
				14	A	Purdue	61 72	45	H	Rutgers	61 64					
				43	N	Arkansas	64 68	238	H	Prairie View	68 42					
				86	N	Ball St.	67 56	295	H	Alabama St.	85 67					
				282	H	Eastern Ill.	63 55	291	A	North Dakota St.	64 63					
				232	H	Milwaukee	71 40	32	A	Georgia Tech	41 60					

Non-Div I Games:

Wisconsin

Average RPI Win:	277	WON-LOST	WINNING	LAST 10	STRENGTH OF	OPP. STRENGTH	TEAM	ADJ.	CONF.	ADJ CONF.
Average RPI Loss:	173	RECORD	PCT. RANK	GAMES	SCHEDULE	OF SCHEDULE	RPI	RPI	RPI	RPI
DIV. I ONLY	4- 8	239	4-6	135	343	264	264	21	21	
DIV. I NON-CONF.	4- 8	235	4-6	131	345	268	268	21	21	
TOTALS	RPI 1-25	RPI 26-50	W-L RECORDS	RPI 51-100	RPI 101-150	RPI 150+				
4- 8	0- 0	0- 1	OVERALL	0- 1	0- 1	4- 5				
3- 3	0- 0	0- 0	HOME	0- 0	0- 0	3- 3				
0- 5	0- 0	0- 1	AWAY	0- 1	0- 1	0- 2				
1- 0	0- 0	0- 0	NEUTRAL	0- 0	0- 0	1- 0				
4- 8	0- 0	0- 1	NON-CONFERENCE	0- 1	0- 1	4- 5				
3- 3	0- 0	0- 0	HOME	0- 0	0- 0	3- 3				
0- 5	0- 0	0- 1	AWAY	0- 1	0- 1	0- 2				
1- 0	0- 0	0- 0	NEUTRAL	0- 0	0- 0	1- 0				
0- 0	0- 0	0- 0	CONFERENCE	0- 0	0- 0	0- 0				
0- 0	0- 0	0- 0	HOME	0- 0	0- 0	0- 0				
0- 0	0- 0	0- 0	AWAY	0- 0	0- 0	0- 0				
0- 0	0- 0	0- 0	NEUTRAL	0- 0	0- 0	0- 0				

RPI 1-25				RPI 26-50				RPI 51-100				RPI 101+				Team's RPI: 264	
RPI	S	Opponent	Score	RPI	S	Opponent	Score	RPI	S	Opponent	Score	RPI	S	Opponent	Score		
				41	A	Kansas	64 83	96	A	Wisconsin	65 78	110	A	Auburn	82 84		
												160	H	Coastal Caro.	73 78		
												182	A	Gardner-Webb	53 67		
												236	A	Northern Ky.	72 80		
												249	H	Longwood	79 76		
												263	H	UNC Asheville	75 38		
												279	H	Appalachian St.	51 54		
												281	H	Ga. Southern	57 70		
												293	N	Winthrop	60 59		
												302	H	Presbyterian	67 60		
LAST 10 Division I																	
				41	A	Kansas	64 83	236	A	Northern Ky.	72 80						
				293	N	Winthrop	60 59	263	H	UNC Asheville	75 38						
				249	H	Longwood	79 76	279	H	Appalachian St.	51 54						
				160	H	Coastal Caro.	73 78	281	H	Ga. Southern	57 70						
				182	A	Gardner-Webb	53 67	302	H	Presbyterian	67 60						

Non-Div I Games: Erskine 100 38 UNKNOWN 89 38

Wofford

Loss, Non-Conf, S Site, H Home A Away N Neutral

Average RPI Win:	202	WON-LOST	WINNING	LAST 10	STRENGTH OF	OPP. STRENGTH	TEAM	ADJ.	CONF.	ADJ CONF.
Average RPI Loss:	132	RECORD	PCT. RANK	GAMES	SCHEDULE	OF SCHEDULE	RPI	RPI	RPI	RPI
DIV. I ONLY	5- 7	210	4-6	186	123	164	164	18	18	
DIV. I NON-CONF.	4- 6	212	3-5	124	149	160	160	18	18	
TOTALS	RPI 1-25	RPI 26-50	W-L RECORDS	RPI 51-100	RPI 101-150	RPI 150+				
5- 7	0- 0	0- 1	OVERALL	0- 2	2- 2	3- 2				
1- 1	0- 0	0- 0	HOME	0- 1	1- 0	0- 0				
3- 4	0- 0	0- 0	AWAY	0- 1	1- 2	2- 1				
1- 2	0- 0	0- 1	NEUTRAL	0- 0	0- 0	1- 1				
4- 6	0- 0	0- 1	NON-CONFERENCE	0- 2	1- 2	3- 1				
1- 1	0- 0	0- 0	HOME	0- 1	1- 0	0- 0				
2- 3	0- 0	0- 0	AWAY	0- 1	0- 2	2- 0				
1- 2	0- 0	0- 1	NEUTRAL	0- 0	0- 0	1- 1				
1- 1	0- 0	0- 0	CONFERENCE	0- 0	1- 0	0- 1				
0- 0	0- 0	0- 0	HOME	0- 0	0- 0	0- 0				
1- 1	0- 0	0- 0	AWAY	0- 0	1- 0	0- 1				
0- 0	0- 0	0- 0	NEUTRAL	0- 0	0- 0	0- 0				

RPI 1-25				RPI 26-50				RPI 51-100				RPI 101+ Team's RPI: 164			
RPI	S	Opponent	Score	RPI	S	Opponent	Score	RPI	S	Opponent	Score	RPI	S	Opponent	Score
				41	N	Kansas	63 74	57	A	UCF	53 69	111	A	UT Arlington	62 68
								90	H	Abilene Christian	64 83	118	H	CSU Bakersfield	65 60
												121	A	Iowa St.	71 79
												150	A	Green Bay	70 58
												232	A	Milwaukee	58 60
												237	A	SMU	69 61
												243	A	Xavier	86 74
												262	N	Loyola Maryland	66 51
												275	N	St. Bonaventure	56 57
LAST 10 Division I															
				150	A	Green Bay	70 58	232	A	Milwaukee	58 60				
				111	A	UT Arlington	62 68	57	A	UCF	53 69				
				262	N	Loyola Maryland	66 51	275	N	St. Bonaventure	56 57				
				41	N	Kansas	63 74	121	A	Iowa St.	71 79				
				243	A	Xavier	86 74	237	A	SMU	69 61				

Non-Div I Games: Marian (IN) 64 60

Wright St.

■ Loss, 
 ■ Non-Conf, 
 ■ S Site, 
 ■ Home 
 ■ A Away 
 N Neutral

## Wyoming

Through Games Of Dec. 31, 2019

Average RPI Win:	244	WON-LOST	WINNING	LAST 10	STRENGTH OF	OPP. STRENGTH	TEAM	ADJ.	CONF.	ADJ CONF.
Average RPI Loss:	112	RECORD	PCT. RANK	GAMES	SCHEDULE	OF SCHEDULE	RPI	RPI	RPI	RPI
DIV. I ONLY	5- 5	164	5-5	192	183	173	173	23	23	
DIV. I NON-CONF.	3- 5	224	3-5	146	162	223	223	25	25	
TOTALS	RPI 1-25	RPI 26-50	W-L RECORDS	RPI 51-100	RPI 101-150	RPI 150+				
5- 5	0- 1	0- 1	OVERALL	1- 0	0- 2	4- 1				
2- 3	0- 1	0- 1	HOME	1- 0	0- 1	1- 0				
3- 2	0- 0	0- 0	AWAY	0- 0	0- 1	3- 1				
0- 0	0- 0	0- 0	NEUTRAL	0- 0	0- 0	0- 0				
3- 5	0- 1	0- 1	NON-CONFERENCE	1- 0	0- 2	2- 1				
2- 3	0- 1	0- 1	HOME	1- 0	0- 1	1- 0				
1- 2	0- 0	0- 0	AWAY	0- 0	0- 1	1- 1				
0- 0	0- 0	0- 0	NEUTRAL	0- 0	0- 0	0- 0				
2- 0	0- 0	0- 0	CONFERENCE	0- 0	0- 0	2- 0				
0- 0	0- 0	0- 0	HOME	0- 0	0- 0	0- 0				
2- 0	0- 0	0- 0	AWAY	0- 0	0- 0	2- 0				
0- 0	0- 0	0- 0	NEUTRAL	0- 0	0- 0	0- 0				

RPI 1-25				RPI 26-50				RPI 51-100				RPI 101+ Team's RPI: 173			
RPI	S	Opponent	Score	RPI	S	Opponent	Score	RPI	S	Opponent	Score	RPI	S	Opponent	Score
8	H	Gonzaga	54 65	35	H	Colorado	56 66	99	H	Saint Mary's (CA)	69 67	103	A	South Dakota St.	40 67
												146	H	Northern Colo.	44 46
												176	A	New Mexico	73 66
												269	A	Denver	57 71
												291	A	North Dakota St.	66 57
												312	A	Air Force	65 63
												344	H	Mississippi Val.	95 22
LAST 10 Division I															
8	H	Gonzaga	54 65	146	H	Northern Colo.	44 46								
103	A	South Dakota St.	40 67	344	H	Mississippi Val.	95 22								
35	H	Colorado	56 66	176	A	New Mexico	73 66								
269	A	Denver	57 71	312	A	Air Force	65 63								
99	H	Saint Mary's (CA)	69 67	291	A	North Dakota St.	66 57								

Non-Div I Games: Colo. Christian 70 31

Wyoming

■ Loss, 
 ■ Non-Conf, 
 ■ S Site, 
 ■ H Home 
 ■ A Away 
 N Neutral

Average RPI Win:	186	WON-LOST	WINNING	LAST 10	STRENGTH OF	OPP. STRENGTH	TEAM	ADJ.	CONF.	ADJ CONF.
Average RPI Loss:	105	RECORD	PCT. RANK	GAMES	SCHEDULE	OF SCHEDULE	RPI	RPI	RPI	RPI
DIV. I ONLY	1- 12	334	0-10	21	189	243	243	6	6	
DIV. I NON-CONF.	1- 10	329	0-8	23	214	248	248	6	6	
TOTALS	RPI 1-25	RPI 26-50	W-L RECORDS	RPI 51-100	RPI 101-150	RPI 150+				
1- 12	0- 1	0- 1	OVERALL	0- 4	0- 1	1- 5				
1- 6	0- 0	0- 1	HOME	0- 2	0- 0	1- 3				
0- 4	0- 0	0- 0	AWAY	0- 2	0- 1	0- 1				
0- 2	0- 1	0- 0	NEUTRAL	0- 0	0- 0	0- 1				
1- 10	0- 1	0- 1	NON-CONFERENCE	0- 2	0- 1	1- 5				
1- 4	0- 0	0- 1	HOME	0- 0	0- 0	1- 3				
0- 4	0- 0	0- 0	AWAY	0- 2	0- 1	0- 1				
0- 2	0- 1	0- 0	NEUTRAL	0- 0	0- 0	0- 1				
0- 2	0- 0	0- 0	CONFERENCE	0- 2	0- 0	0- 0				
0- 2	0- 0	0- 0	HOME	0- 2	0- 0	0- 0				
0- 0	0- 0	0- 0	AWAY	0- 0	0- 0	0- 0				
0- 0	0- 0	0- 0	NEUTRAL	0- 0	0- 0	0- 0				

RPI 1-25				RPI 26-50				RPI 51-100				RPI 101+ Team's RPI: 243			
RPI	S	Opponent	Score	RPI	S	Opponent	Score	RPI	S	Opponent	Score	RPI	S	Opponent	Score
13	N	Northwestern	59 79	35	H	Colorado	53 62	51	H	St. John's (NY)	67 75	113	A	Rider	57 64
								64	H	Seton Hall	61 83	152	H	Cincinnati	78 85
								68	A	Temple	65 78	159	A	Robert Morris	57 71
								86	A	Ball St.	49 70	164	H	Wright St.	74 86
												172	N	Florida	64 67
												177	H	Eastern Ky.	55 56
												186	H	Utah	70 63
LAST 10 Division I															
		64	H	Seton Hall	61	83	51	H	St. John's (NY)	67	75				
		35	H	Colorado	53	62	13	N	Northwestern	59	79				
		159	A	Robert Morris	57	71	172	N	Florida	64	67				
		164	H	Wright St.	74	86	152	H	Cincinnati	78	85				
		86	A	Ball St.	49	70	177	H	Eastern Ky.	55	56				

Non-Div I Games:

Xavier

Average RPI Win:	199	WON-LOST	WINNING	LAST 10	STRENGTH OF	OPP. STRENGTH	TEAM	ADJ.	CONF.	ADJ CONF.
Average RPI Loss:	44	RECORD	PCT. RANK	GAMES	SCHEDULE	OF SCHEDULE	RPI	RPI	RPI	RPI
DIV. I ONLY	9- 3	63	7-3	93	168	48	48	8	8	
DIV. I NON-CONF.	9- 3	63	7-3	93	169	48	48	8	8	
TOTALS	RPI 1-25	RPI 26-50	W-L RECORDS	RPI 51-100	RPI 101-150	RPI 150+				
9- 3	0- 1	0- 0	OVERALL	0- 2	2- 0	7- 0				
4- 1	0- 0	0- 0	HOME	0- 1	1- 0	3- 0				
4- 2	0- 1	0- 0	AWAY	0- 1	1- 0	3- 0				
1- 0	0- 0	0- 0	NEUTRAL	0- 0	0- 0	1- 0				
9- 3	0- 1	0- 0	NON-CONFERENCE	0- 2	2- 0	7- 0				
4- 1	0- 0	0- 0	HOME	0- 1	1- 0	3- 0				
4- 2	0- 1	0- 0	AWAY	0- 1	1- 0	3- 0				
1- 0	0- 0	0- 0	NEUTRAL	0- 0	0- 0	1- 0				
0- 0	0- 0	0- 0	CONFERENCE	0- 0	0- 0	0- 0				
0- 0	0- 0	0- 0	HOME	0- 0	0- 0	0- 0				
0- 0	0- 0	0- 0	AWAY	0- 0	0- 0	0- 0				
0- 0	0- 0	0- 0	NEUTRAL	0- 0	0- 0	0- 0				

RPI 1-25				RPI 26-50				Team's RPI: 48				RPI 51-100				RPI 101+			
RPI	S	Opponent	Score	RPI	S	Opponent	Score	RPI	S	Opponent	Score	RPI	S	Opponent	Score	RPI	S	Opponent	Score
10	A	UCLA	65 100									51	H	St. John's (NY)	66 80	102	H	Providence	82 79
												70	A	Colgate	67 70	124	A	North Carolina	66 63
																154	N	Fresno St.	87 67
																180	H	Quinnipiac	63 59
																198	A	Northeastern	78 63
																206	H	Wagner	87 68
																261	A	UMass Lowell	67 59
																277	A	LMU (CA)	81 65
																286	H	Sacred Heart	87 40
LAST 10 Division I																			
206	H	Wagner	87 68	124	A	North Carolina	66 63												
10	A	UCLA	65 100	286	H	Sacred Heart	87 40												
198	A	Northeastern	78 63	51	H	St. John's (NY)	66 80												
261	A	UMass Lowell	67 59	277	A	LMU (CA)	81 65												
70	A	Colgate	67 70	154	N	Fresno St.	87 67												

Non-Div I Games:

Yale

Average RPI Win:	214	WON-LOST	WINNING	LAST 10	STRENGTH OF	OPP. STRENGTH	TEAM	ADJ.	CONF.	ADJ CONF.
Average RPI Loss:	94	RECORD	PCT. RANK	GAMES	SCHEDULE	OF SCHEDULE	RPI	RPI	RPI	RPI
DIV. I ONLY	7- 4	100	6-4	289	45	155	155	18	18	
DIV. I NON-CONF.	5- 4	139	4-4	262	59	167	167	18	18	
TOTALS	RPI 1-25	RPI 26-50	W-L RECORDS	RPI 51-100	RPI 101-150	RPI 150+				
7- 4	0- 1	1- 0	OVERALL	0- 1	0- 1	6- 1				
5- 1	0- 0	1- 0	HOME	0- 1	0- 0	4- 0				
2- 3	0- 1	0- 0	AWAY	0- 0	0- 1	2- 1				
0- 0	0- 0	0- 0	NEUTRAL	0- 0	0- 0	0- 0				
5- 4	0- 1	0- 0	NON-CONFERENCE	0- 1	0- 1	5- 1				
3- 1	0- 0	0- 0	HOME	0- 1	0- 0	3- 0				
2- 3	0- 1	0- 0	AWAY	0- 0	0- 1	2- 1				
0- 0	0- 0	0- 0	NEUTRAL	0- 0	0- 0	0- 0				
2- 0	0- 0	1- 0	CONFERENCE	0- 0	0- 0	1- 0				
2- 0	0- 0	1- 0	HOME	0- 0	0- 0	1- 0				
0- 0	0- 0	0- 0	AWAY	0- 0	0- 0	0- 0				
0- 0	0- 0	0- 0	NEUTRAL	0- 0	0- 0	0- 0				

RPI 1-25				RPI 26-50				RPI 51-100				RPI 101+ Team's RPI: 155			
RPI	S	Opponent	Score	RPI	S	Opponent	Score	RPI	S	Opponent	Score	RPI	S	Opponent	Score
9	A	Indiana	56 93	49	H	IUPUI	75 73	77	H	Kent St.	73 82	132	A	Akron	62 91
												159	A	Robert Morris	43 58
												177	A	Eastern Ky.	72 63
												197	H	Eastern Mich.	79 77
												206	H	Wagner	64 42
												211	A	Saint Francis (PA)	56 46
												315	H	UIC	77 65
												343	H	Canisius	87 59
LAST 10 Division I															
315	H	UIC	77 65	49	H	IUPUI	75 73	9	A	Indiana	56 93				
132	A	Akron	62 91					211	A	Saint Francis (PA)	56 46				
197	H	Eastern Mich.	79 77					177	A	Eastern Ky.	72 63				
159	A	Robert Morris	43 58					206	H	Wagner	64 42				
77	H	Kent St.	73 82												

Non-Div I Games: Lake Erie 83 48 Muskingum 92 46

Youngstown St.