

Average RPI Win: **296** WON-LOST RECORD WINNING PCT. RANK LAST 10 GAMES STRENGTH OF SCHEDULE OPP. STRENGTH OF SCHEDULE TEAM RPI ADJ. RPI CONF. RPI ADJ CONF. RPI

Average RPI Loss: **185**

DIV. I ONLY	3- 5	226	5-5	340	200	326	326	22	22
DIV. I NON-CONF.	2- 5	262	0- 0	336	186	334	334	22	22
TOTALS	RPI 1-25	RPI 26-50	W-L RECORDS	RPI 51-100	RPI 101-150	RPI 150+			
3- 5	0- 0	0- 0	OVERALL	0- 0	0- 0	3- 5			
0- 3	0- 0	0- 0	HOME	0- 0	0- 0	0- 3			
2- 1	0- 0	0- 0	AWAY	0- 0	0- 0	2- 1			
1- 1	0- 0	0- 0	NEUTRAL	0- 0	0- 0	1- 1			
2- 5	0- 0	0- 0	NON-CONFERENCE	0- 0	0- 0	2- 5			
0- 3	0- 0	0- 0	HOME	0- 0	0- 0	0- 3			
1- 1	0- 0	0- 0	AWAY	0- 0	0- 0	1- 1			
1- 1	0- 0	0- 0	NEUTRAL	0- 0	0- 0	1- 1			
1- 0	0- 0	0- 0	CONFERENCE	0- 0	0- 0	1- 0			
0- 0	0- 0	0- 0	HOME	0- 0	0- 0	0- 0			
1- 0	0- 0	0- 0	AWAY	0- 0	0- 0	1- 0			
0- 0	0- 0	0- 0	NEUTRAL	0- 0	0- 0	0- 0			

RPI 1-25				RPI 26-50				RPI 51-100				RPI 101+				Team's RPI: 326	
RPI	S	Opponent	Score	RPI	S	Opponent	Score	RPI	S	Opponent	Score	RPI	S	Opponent	Score		
												159	A	Texas Tech	61	78	
												161	H	Texas St.	53	60	
												164	H	New Mexico St.	65	67	
												169	N	Prairie View	59	67	
												274	A	UTRGV	59	49	
												274	H	UTRGV	57	70	
												304	A	Central Ark.	73	65	
												310	N	Louisiana	64	63	
LAST 12 Division I GAMES:																	
				304	A	Central Ark.	73	65	159	A	Texas Tech	61	78				
				164	H	New Mexico St.	65	67	274	A	UTRGV	59	49				
				274	H	UTRGV	57	70									
				169	N	Prairie View	59	67									
				310	N	Louisiana	64	63									
				161	H	Texas St.	53	60									

Non-Div I Games: UNKNOWN 78 40 Schreiner 64 34 Tex. A&M Int'l 84 36 Texas Lutheran 73 49 A&M-Corpus Christi

Average RPI Win:	231	WON-LOST	WINNING	LAST 10	STRENGTH OF	OPP. STRENGTH	TEAM	ADJ.	CONF.	ADJ CONF.
Average RPI Loss:	130	RECORD	PCT. RANK	GAMES	SCHEDULE	OF SCHEDULE	RPI	RPI	RPI	RPI

DIV. I ONLY	3- 4	197	6-4	131	228	145	145	22	22
DIV. I NON-CONF.	3- 4	199	0- 1	132	222	144	144	22	22

TOTALS	RPI 1-25	RPI 26-50	W-L RECORDS	RPI 51-100	RPI 101-150	RPI 150+			
3- 4	0- 0	0- 0	OVERALL	0- 1	0- 1	3- 2			
0- 1	0- 0	0- 0	HOME	0- 1	0- 0	0- 0			
2- 3	0- 0	0- 0	AWAY	0- 0	0- 1	2- 2			
1- 0	0- 0	0- 0	NEUTRAL	0- 0	0- 0	1- 0			
3- 4	0- 0	0- 0	NON-CONFERENCE	0- 1	0- 1	3- 2			
0- 1	0- 0	0- 0	HOME	0- 1	0- 0	0- 0			
2- 3	0- 0	0- 0	AWAY	0- 0	0- 1	2- 2			
1- 0	0- 0	0- 0	NEUTRAL	0- 0	0- 0	1- 0			
0- 0	0- 0	0- 0	CONFERENCE	0- 0	0- 0	0- 0			
0- 0	0- 0	0- 0	HOME	0- 0	0- 0	0- 0			
0- 0	0- 0	0- 0	AWAY	0- 0	0- 0	0- 0			
0- 0	0- 0	0- 0	NEUTRAL	0- 0	0- 0	0- 0			

RPI 1-25				RPI 26-50				RPI 51-100				RPI 101+ Team's RPI: 145			
RPI	S	Opponent	Score	RPI	S	Opponent	Score	RPI	S	Opponent	Score	RPI	S	Opponent	Score
								53	H	Arkansas	68 80	127	A	FGCU	65 81
												159	A	Texas Tech	54 105
												164	A	New Mexico St.	58 46
												181	A	Tul sa	63 75
												203	N	Texas Southern	81 39
												325	A	UTEP	70 69
LAST 12 Division I GAMES:															
325	A	UTEP	70 69	159	A	Texas Tech	54 105	127	A	FGCU	65 81	53	H	Arkansas	68 80
203	N	Texas Southern	81 39	127	A	FGCU	65 81	53	H	Arkansas	68 80	181	A	Tul sa	63 75
164	A	New Mexico St.	58 46												

Non-Div I Games: Eastern N.M. 78 46 Howard Payne 98 43 Southwest (NM) 90 47 Schreiner 90 43 Abilene Christian

Air ForceA
i
r
F
o
r
c
e

Air Force

Page 3

Average RPI Win: 285

Average RPI Loss: 71

WON-LOST
RECORDWINNING
PCT. RANKLAST 10
GAMESSTRENGTH OF
SCHEDULEOPP. STRENGTH
OF SCHEDULETEAM
RPIADJ.
RPICONF.
RPIADJ CONF.
RPIDIV. I ONLY
DIV. I NON-CONF.8- 2
8- 247
518-2
0- 0344
344104
103207
208207
2089
99
9

TOTALS

RPI 1-25

RPI 26-50

W-L RECORDS

RPI 51-100

RPI 101-150

RPI 150+

8- 2

0- 1

0- 0

OVERALL

0- 0

0- 1

8- 0

3- 1

0- 1

0- 0

HOME

0- 0

0- 0

3- 0

1- 1

0- 0

0- 0

AWAY

0- 0

0- 1

1- 0

4- 0

0- 0

0- 0

NEUTRAL

0- 0

0- 0

4- 0

8- 2

0- 1

0- 0

NON-CONFERENCE

0- 0

0- 1

8- 0

3- 1

0- 1

0- 0

HOME

0- 0

0- 0

3- 0

1- 1

0- 0

0- 0

AWAY

0- 0

0- 1

1- 0

4- 0

0- 0

0- 0

NEUTRAL

0- 0

0- 0

4- 0

0- 0

0- 0

0- 0

CONFERENCE

0- 0

0- 0

0- 0

0- 0

0- 0

0- 0

HOME

0- 0

0- 0

0- 0

0- 0

0- 0

0- 0

AWAY

0- 0

0- 0

0- 0

0- 0

0- 0

0- 0

NEUTRAL

0- 0

0- 0

0- 0

RPI 1-25

RPI 26-50

RPI 51-100

RPI 101+

Team's RPI: 207

RPI	S	Opponent	Score
17	H	Butler	47 63

RPI	S	Opponent	Score
-----	---	----------	-------

RPI	S	Opponent	Score
-----	---	----------	-------

RPI	S	Opponent	Score
124	A	Youngstown St.	61 72
240	N	Oakland	85 65
242	H	Eastern Ky.	63 54
248	H	St. Bonaventure	67 58
291	N	Jackson St.	74 57
299	N	Northern Ky.	77 60
307	A	N. C. A&T	49 36
325	N	UTEP	64 57
329	H	Canisius	62 53

LAST 12 Division I GAMES:

325	N	UTEP	64	57	242	H	Eastern Ky.	63	54
291	N	Jackson St.	74	57	124	A	Youngstown St.	61	72
329	H	Canisius	62	53	299	N	Northern Ky.	77	60
17	H	Butler	47	63	240	N	Oakland	85	65
248	H	St. Bonaventure	67	58	307	A	N. C. A&T	49	36

Akron

Akron

Non-Div I Games:

Malone

63 44

Akron

■ Loss,
 ■ Non-Conf,
 S Site,
 ■ Home
 ■ Away
 N Neutral

Average RPI Win: 179

Average RPI Loss: 114

WON-LOST
RECORDWINNING
PCT. RANKLAST 10
GAMESSTRENGTH OF
SCHEDULEOPP. STRENGTH
OF SCHEDULETEAM
RPIADJ.
RPICONF.
RPIADJ CONF.
RPIDIV. I ONLY
DIV. I NON-CONF.8- 5
8- 5115
1206-4
0- 164
64184
18199
9999
996
66
6

TOTALS

RPI 1-25

RPI 26-50

W-L RECORDS

RPI 51-100

RPI 101-150

RPI 150+

8- 5
6- 1
1- 1
1- 30- 0
0- 0
0- 0
0- 00- 1
0- 0
0- 0
0- 1OVERALL
HOME
AWAY
NEUTRAL2- 1
2- 0
0- 1
0- 02- 1
1- 1
0- 0
1- 04- 2
3- 0
1- 0
0- 28- 5
6- 1
1- 1
1- 30- 0
0- 0
0- 0
0- 00- 1
0- 0
0- 0
0- 1NON-CONFERENCE
HOME
AWAY
NEUTRAL2- 1
2- 0
0- 1
0- 02- 1
1- 1
0- 0
1- 04- 2
3- 0
1- 0
0- 20- 0
0- 0
0- 0
0- 00- 0
0- 0
0- 0
0- 00- 0
0- 0
0- 0
0- 0CONFERENCE
HOME
AWAY
NEUTRAL0- 0
0- 0
0- 0
0- 00- 0
0- 0
0- 0
0- 00- 0
0- 0
0- 0
0- 0

RPI 1-25

RPI 26-50

RPI 51-100 Team's RPI: 99

RPI 101+

RPI S Opponent Score

RPI S Opponent Score

38 N Miami (FL) 74 101

RPI S Opponent Score

55 A Utah 62 72

65 H Tulane 69 58

94 H Clemson 76 56

RPI S Opponent Score

122 H Grambling 73 55

132 H South Alabama 67 72

133 N Virginia 64 52

163 N Louisiana Tech 62 79

181 N Tulsa 73 80

210 H Southeastern La. 88 40

238 H Stetson 59 47

250 A SMU 62 61

321 H Northwestern St. 87 73

LAST 12 Division I GAMES:

38 N Miami (FL) 74 101

133 N Virginia 64 52

321 H Northwestern St. 87 73

65 H Tulane 69 58

132 H South Alabama 67 72

181 N Tulsa 73 80

163 N Louisiana Tech 62 79

238 H Stetson 59 47

122 H Grambling 73 55

94 H Clemson 76 56

250 A SMU 62 61

55 A Utah 62 72

Alabama

Alabama

Non-Div I Games:

Alabama

Loss, Non-Conf, S Site, H Home A Away N Neutral

Average RPI	Win:	257	WON-LOST	WINNING	LAST 10	STRENGTH OF	OPP. STRENGTH	TEAM	ADJ.	CONF.	ADJ CONF.
Average RPI	Loss:	197	RECORD	PCT. RANK	GAMES	SCHEDULE	OF SCHEDULE	RPI	RPI	RPI	RPI
DIV. I ONLY		5- 6		181	5-5	282	292	246	246	24	24
DIV. I NON-CONF.		5- 6		176	1- 0	280	293	243	243	24	24

TOTALS	RPI 1-25		RPI 26-50		W-L RECORDS	RPI 51-100		RPI 101-150		RPI 150+	
5- 6	0- 0		0- 1		OVERALL	0- 0		0- 1		5- 4	
2- 2	0- 0		0- 0		HOME	0- 0		0- 0		2- 2	
2- 4	0- 0		0- 1		AWAY	0- 0		0- 1		2- 2	
1- 0	0- 0		0- 0		NEUTRAL	0- 0		0- 0		1- 0	
5- 6	0- 0		0- 1		NON-CONFERENCE	0- 0		0- 1		5- 4	
2- 2	0- 0		0- 0		HOME	0- 0		0- 0		2- 2	
2- 4	0- 0		0- 1		AWAY	0- 0		0- 1		2- 2	
1- 0	0- 0		0- 0		NEUTRAL	0- 0		0- 0		1- 0	
0- 0	0- 0		0- 0		CONFERENCE	0- 0		0- 0		0- 0	
0- 0	0- 0		0- 0		HOME	0- 0		0- 0		0- 0	
0- 0	0- 0		0- 0		AWAY	0- 0		0- 0		0- 0	
0- 0	0- 0		0- 0		NEUTRAL	0- 0		0- 0		0- 0	

RPI 1-25				RPI 26-50				RPI 51-100				RPI 101+ Team's RPI: 246			
RPI	S	Opponent	Score	RPI	S	Opponent	Score	RPI	S	Opponent	Score	RPI	S	Opponent	Score
				32	A	Kansas	54 65					140	A	UAB	47 82
												166	H	Jacksonville St.	48 55
												177	A	Illinois	60 88
												210	H	Southeastern La.	51 48
												232	N	Jacksonville	65 60
												253	A	Murray St.	59 53
												290	H	Tennessee St.	67 57
												298	A	North Florida	63 62
												320	H	Lipscomb	58 62
												345	A	Austin Peay	58 75
LAST 12 Division I GAMES:															
298	A	North Florida	63 62	232	N	Jacksonville	65 60								
210	H	Southeastern La.	51 48	32	A	Kansas	54 65								
166	H	Jacksonville St.	48 55	320	H	Lipscomb	58 62								
345	A	Austin Peay	58 75	290	H	Tennessee St.	67 57								
253	A	Murray St.	59 53	177	A	Illinois	60 88								
140	A	UAB	47 82												

Non-Div I Games:

Al abama A&M

Loss,
Non-Conf, S Site, H Home
A Away
N Neutral

Average RPI Win:	0	WON-LOST	WINNING	LAST 10	STRENGTH OF	OPP. STRENGTH	TEAM	ADJ.	CONF.	ADJ CONF.
Average RPI Loss:	109	RECORD	PCT. RANK	GAMES	SCHEDULE	OF SCHEDULE	RPI	RPI	RPI	RPI
DIV. I ONLY	0- 10	338	1-9	2	338	193	193	24	24	
DIV. I NON-CONF.	0- 10	336	0- 1	2	337	192	192	24	24	

TOTALS	RPI 1-25	RPI 26-50	W-L RECORDS	RPI 51-100	RPI 101-150	RPI 150+				
0- 10	0- 1	0- 1	OVERALL	0- 2	0- 3	0- 3				
0- 3	0- 0	0- 0	HOME	0- 1	0- 1	0- 1				
0- 7	0- 1	0- 1	AWAY	0- 1	0- 2	0- 2				
0- 0	0- 0	0- 0	NEUTRAL	0- 0	0- 0	0- 0				
0- 10	0- 1	0- 1	NON-CONFERENCE	0- 2	0- 3	0- 3				
0- 3	0- 0	0- 0	HOME	0- 1	0- 1	0- 1				
0- 7	0- 1	0- 1	AWAY	0- 1	0- 2	0- 2				
0- 0	0- 0	0- 0	NEUTRAL	0- 0	0- 0	0- 0				
0- 0	0- 0	0- 0	CONFERENCE	0- 0	0- 0	0- 0				
0- 0	0- 0	0- 0	HOME	0- 0	0- 0	0- 0				
0- 0	0- 0	0- 0	AWAY	0- 0	0- 0	0- 0				
0- 0	0- 0	0- 0	NEUTRAL	0- 0	0- 0	0- 0				

RPI 1-25				RPI 26-50				RPI 51-100				RPI 101+ Team's RPI: 193			
RPI	S	Opponent	Score	RPI	S	Opponent	Score	RPI	S	Opponent	Score	RPI	S	Opponent	Score
23	A	Kentucky	35 87	30	A	Auburn	50 83	64	H	South Carolina	38 94	110	A	Xavier	58 87
								72	A	Georgia Tech	42 69	132	A	South Alabama	65 77
												140	H	UAB	47 62
												153	A	Troy	46 116
												155	A	North Ala.	42 68
												213	H	Samford	51 60
LAST 12 Division I GAMES:															
140	H	UAB	47 62	30	A	Auburn	50 83	110	A	Xavier	58 87				
132	A	South Alabama	65 77	64	H	South Carolina	38 94	23	A	Kentucky	35 87				
72	A	Georgia Tech	42 69												
153	A	Troy	46 116												
155	A	North Ala.	42 68												
213	H	Samford	51 60												

Non-Div I Games: Mobile 69 63

Alabama St.

■ Loss,
 ■ Non-Conf,
 ■ S Site,
 ■ Home
 ■ A Away
 N Neutral

Average RPI Win:	306	WON-LOST	WINNING	LAST 10	STRENGTH OF	OPP. STRENGTH	TEAM	ADJ.	CONF.	ADJ CONF.
Average RPI Loss:	192	RECORD	PCT. RANK	GAMES	SCHEDULE	OF SCHEDULE	RPI	RPI	RPI	RPI
DIV. I ONLY	3- 10	278	2-8	259	301	300	300	25	25	
DIV. I NON-CONF.	3- 10	277	1- 0	257	300	300	300	25	25	

TOTALS	RPI 1-25	RPI 26-50	W-L RECORDS	RPI 51-100	RPI 101-150	RPI 150+				
3- 10	0- 1	0- 0	OVERALL	0- 2	0- 1	3- 6				
1- 4	0- 0	0- 0	HOME	0- 1	0- 0	1- 3				
2- 6	0- 1	0- 0	AWAY	0- 1	0- 1	2- 3				
0- 0	0- 0	0- 0	NEUTRAL	0- 0	0- 0	0- 0				
3- 10	0- 1	0- 0	NON-CONFERENCE	0- 2	0- 1	3- 6				
1- 4	0- 0	0- 0	HOME	0- 1	0- 0	1- 3				
2- 6	0- 1	0- 0	AWAY	0- 1	0- 1	2- 3				
0- 0	0- 0	0- 0	NEUTRAL	0- 0	0- 0	0- 0				
0- 0	0- 0	0- 0	CONFERENCE	0- 0	0- 0	0- 0				
0- 0	0- 0	0- 0	HOME	0- 0	0- 0	0- 0				
0- 0	0- 0	0- 0	AWAY	0- 0	0- 0	0- 0				
0- 0	0- 0	0- 0	NEUTRAL	0- 0	0- 0	0- 0				

RPI 1-25				RPI 26-50				RPI 51-100				RPI 101+ Team's RPI: 300			
RPI	S	Opponent	Score	RPI	S	Opponent	Score	RPI	S	Opponent	Score	RPI	S	Opponent	Score
24	A	Rutgers	39 65					73	A	Purdue	41 53	148	A	South Fla.	37 74
								95	H	Marist	56 74	202	H	Holy Cross	50 56
												205	A	Cornell	34 48
												239	A	Monmouth	56 64
												262	H	Central Conn. St.	53 60
												271	A	St. Francis Brooklyn	67 60
												311	A	Columbia	62 58
												329	H	Canisius	42 48
												336	H	Manhattan	60 54
												339	A	Lafayette	66 67
LAST 12 Division I GAMES:															
262	H	Central Conn. St.	53 60	311	A	Columbia	62 58								
339	A	Lafayette	66 67	73	A	Purdue	41 53								
329	H	Canisius	42 48	271	A	St. Francis Brooklyn	67 60								
202	H	Holy Cross	50 56	95	H	Marist	56 74								
239	A	Monmouth	56 64	336	H	Manhattan	60 54								
24	A	Rutgers	39 65	205	A	Cornell	34 48								

Non-Div I Games:

Albany (NY)

■ Loss,
 ■ Non-Conf,
 S Site,
 H Home
 A Away
 N Neutral

American				Through Games Of Dec. 31, 2018							
Average RPI Win:		242	WON-LOST RECORD	WINNING PCT. RANK	LAST 10 GAMES	STRENGTH OF SCHEDULE	OPP. STRENGTH OF SCHEDULE	TEAM RPI	ADJ. RPI	CONF. RPI	ADJ CONF. RPI
Average RPI Loss:		114									
DIV. I ONLY			4- 7	229	3-7	72	250	182	182	26	26
DIV. I NON-CONF.			4- 7	227	0- 1	74	246	186	186	26	26

TOTALS		RPI 1-25		RPI 26-50	W-L RECORDS		RPI 51-100	RPI 101-150		RPI 150+	
4- 7		0- 1		0- 0	OVERALL		0- 1	0- 3		4- 2	
3- 1		0- 0		0- 0	HOME		0- 1	0- 0		3- 0	
1- 4		0- 0		0- 0	AWAY		0- 0	0- 2		1- 2	
0- 2		0- 1		0- 0	NEUTRAL		0- 0	0- 1		0- 0	
4- 7		0- 1		0- 0	NON-CONFERENCE		0- 1	0- 3		4- 2	
3- 1		0- 0		0- 0	HOME		0- 1	0- 0		3- 0	
1- 4		0- 0		0- 0	AWAY		0- 0	0- 2		1- 2	
0- 2		0- 1		0- 0	NEUTRAL		0- 0	0- 1		0- 0	
0- 0		0- 0		0- 0	CONFERENCE		0- 0	0- 0		0- 0	
0- 0		0- 0		0- 0	HOME		0- 0	0- 0		0- 0	
0- 0		0- 0		0- 0	AWAY		0- 0	0- 0		0- 0	
0- 0		0- 0		0- 0	NEUTRAL		0- 0	0- 0		0- 0	

RPI 1-25				RPI 26-50				RPI 51-100				RPI 101+ Team's RPI: 182			
RPI	S	Opponent	Score	RPI	S	Opponent	Score	RPI	S	Opponent	Score	RPI	S	Opponent	Score
4	N	Stanford	49 71					61	H	Ohio	67 77	102	A	Penn St.	59 80
												127	N	FGCU	71 90
												133	A	Virginia	54 57
												180	A	High Point	61 66
												181	H	Tulsa	68 52
												189	A	Denver	54 83
												196	H	George Mason	86 71
												281	A	Hawaii	69 57
												308	H	UMBC	64 42

LAST 12 Division I GAMES:															
61	H	Ohio	67 77	180	A	High Point	61 66								
281	A	Hawaii	69 57	102	A	Penn St.	59 80								
189	A	Denver	54 83	133	A	Virginia	54 57								
196	H	George Mason	86 71	308	H	UMBC	64 42								
181	H	Tulsa	68 52	127	N	FGCU	71 90								
				4	N	Stanford	49 71								

Non-Div I Games:

American

Loss,
Non-Conf,
S Site,
H Home
A Away
N Neutral

Average RPI Win:	266	WON-LOST	WINNING	LAST 10	STRENGTH OF	OPP. STRENGTH	TEAM	ADJ.	CONF.	ADJ CONF.
Average RPI Loss:	128	RECORD	PCT. RANK	GAMES	SCHEDULE	OF SCHEDULE	RPI	RPI	RPI	RPI
DIV. I ONLY	6- 5	142	6-4	180	281	160	160	15	15	
DIV. I NON-CONF.	6- 5	145	0- 1	179	281	161	161	15	15	

TOTALS	RPI 1-25	RPI 26-50	W-L RECORDS	RPI 51-100	RPI 101-150	RPI 150+				
6- 5	0- 0	0- 0	OVERALL	0- 3	0- 1	6- 1				
5- 0	0- 0	0- 0	HOME	0- 0	0- 0	5- 0				
1- 5	0- 0	0- 0	AWAY	0- 3	0- 1	1- 1				
0- 0	0- 0	0- 0	NEUTRAL	0- 0	0- 0	0- 0				
6- 5	0- 0	0- 0	NON-CONFERENCE	0- 3	0- 1	6- 1				
5- 0	0- 0	0- 0	HOME	0- 0	0- 0	5- 0				
1- 5	0- 0	0- 0	AWAY	0- 3	0- 1	1- 1				
0- 0	0- 0	0- 0	NEUTRAL	0- 0	0- 0	0- 0				
0- 0	0- 0	0- 0	CONFERENCE	0- 0	0- 0	0- 0				
0- 0	0- 0	0- 0	HOME	0- 0	0- 0	0- 0				
0- 0	0- 0	0- 0	AWAY	0- 0	0- 0	0- 0				
0- 0	0- 0	0- 0	NEUTRAL	0- 0	0- 0	0- 0				

RPI 1-25				RPI 26-50				RPI 51-100				RPI 101+				Team's RPI: 160
RPI	S	Opponent	Score	RPI	S	Opponent	Score	RPI	S	Opponent	Score	RPI	S	Opponent	Score	
								64	A	South Carolina	50 80	140	A	UAB	61 80	
								72	A	Georgia Tech	53 71	200	A	Davidson	81 78	
								94	A	Clemson	48 87	219	H	Elon	65 62	
												256	H	Wofford	94 70	
												272	A	ETSU	64 95	
												273	H	UNC Greensboro	68 65	
												309	H	Marshall	74 52	
												338	H	Col. of Charleston	80 66	
LAST 12 Division I GAMES:																
				94	A	Clemson	48 87	64	A	South Carolina	50 80					
				256	H	Wofford	94 70	338	H	Col. of Charleston	80 66					
				273	H	UNC Greensboro	68 65	272	A	ETSU	64 95					
				72	A	Georgia Tech	53 71	309	H	Marshall	74 52					
				140	A	UAB	61 80	219	H	Elon	65 62					
								200	A	Davidson	81 78					

Non-Div I Games:

Appalachian St.

A
r
i
z
o
n
a

Ari zona				Through Games Of Dec. 31, 2018							
Average RPI	Win:	201	WON-LOST	WINNING	LAST 10	STRENGTH OF	OPP. STRENGTH	TEAM	ADJ.	CONF.	ADJ CONF.
Average RPI	Loss:	115	RECORD	PCT. RANK	GAMES	SCHEDULE	OF SCHEDULE	RPI	RPI	RPI	RPI
DIV. I ONLY		11- 1		17	10-0	288	78	84	84	2	2
DIV. I NON-CONF.		10- 1		19	0- 0	316	94	117	117	2	2

TOTALS		RPI 1-25		RPI 26-50		W-L RECORDS		RPI 51-100	RPI 101-150	RPI 150+	
11- 1		1- 0		0- 0		OVERALL		1- 0	2- 1	7- 0	
7- 1		1- 0		0- 0		HOME		1- 0	1- 1	4- 0	
2- 0		0- 0		0- 0		AWAY		0- 0	0- 0	2- 0	
2- 0		0- 0		0- 0		NEUTRAL		0- 0	1- 0	1- 0	
10- 1		0- 0		0- 0		NON-CONFERENCE		1- 0	2- 1	7- 0	
6- 1		0- 0		0- 0		HOME		1- 0	1- 1	4- 0	
2- 0		0- 0		0- 0		AWAY		0- 0	0- 0	2- 0	
2- 0		0- 0		0- 0		NEUTRAL		0- 0	1- 0	1- 0	
1- 0		1- 0		0- 0		CONFERENCE		0- 0	0- 0	0- 0	
1- 0		1- 0		0- 0		HOME		0- 0	0- 0	0- 0	
0- 0		0- 0		0- 0		AWAY		0- 0	0- 0	0- 0	
0- 0		0- 0		0- 0		NEUTRAL		0- 0	0- 0	0- 0	

RPI 1-25				RPI 26-50				RPI 51-100 Team's RPI: 84				RPI 101+			
RPI	S	Opponent	Score	RPI	S	Opponent	Score	RPI	S	Opponent	Score	RPI	S	Opponent	Score
22	H	Ari zona St.	51 39					82	H	Montana	100 51	115	H	Loyol a Marymount	64 66
												129	H	Idaho St.	71 46
												138	N	Portland	92 70
												176	H	Northern Ari z.	71 47
												211	A	San Diego St.	69 60
												234	A	Long Beach St.	70 43
												278	H	South Carolina St.	73 32
												294	H	Incarnate Word	84 42
												317	N	Seattle U	84 54
												325	H	UTEP	62 40
LAST 12 Division I GAMES:															
22	H	Ari zona St.	51 39	234	A	Long Beach St.	70 43								
176	H	Northern Ari z.	71 47	82	H	Montana	100 51								
325	H	UTEP	62 40	211	A	San Diego St.	69 60								
317	N	Seattle U	84 54	294	H	Incarnate Word	84 42								
115	H	Loyol a Marymount	64 66	278	H	South Carolina St.	73 32								
129	H	Idaho St.	71 46	138	N	Portland	92 70								

Non-Div I Games:

Ari zona

Average RPI	Win:	136	WON-LOST	WINNING	LAST 10	STRENGTH OF	OPP. STRENGTH	TEAM	ADJ.	CONF.	ADJ CONF.
Average RPI	Loss:	35	RECORD	PCT. RANK	GAMES	SCHEDULE	OF SCHEDULE	RPI	RPI	RPI	RPI
DIV. I ONLY		9- 3		60	8-2	29	44	22	22	2	2
DIV. I NON-CONF.		9- 2		43	1- 0	49	31	20	20	2	2

TOTALS	RPI 1-25		RPI 26-50		W-L RECORDS	RPI 51-100		RPI 101-150		RPI 150+	
9- 3	0- 2		0- 0		OVERALL	2- 1		4- 0		3- 0	
5- 1	0- 1		0- 0		HOME	0- 0		2- 0		3- 0	
2- 1	0- 0		0- 0		AWAY	1- 1		1- 0		0- 0	
2- 1	0- 1		0- 0		NEUTRAL	1- 0		1- 0		0- 0	
9- 2	0- 2		0- 0		NON-CONFERENCE	2- 0		4- 0		3- 0	
5- 1	0- 1		0- 0		HOME	0- 0		2- 0		3- 0	
2- 0	0- 0		0- 0		AWAY	1- 0		1- 0		0- 0	
2- 1	0- 1		0- 0		NEUTRAL	1- 0		1- 0		0- 0	
0- 1	0- 0		0- 0		CONFERENCE	0- 1		0- 0		0- 0	
0- 0	0- 0		0- 0		HOME	0- 0		0- 0		0- 0	
0- 1	0- 0		0- 0		AWAY	0- 1		0- 0		0- 0	
0- 0	0- 0		0- 0		NEUTRAL	0- 0		0- 0		0- 0	

RPI 1-25				RPI 26-50				RPI 51-100				RPI 101+			
RPI	S	Opponent	Score	RPI	S	Opponent	Score	RPI	S	Opponent	Score	RPI	S	Opponent	Score
7	N	Louisville	56 58					53	A	Arkansas	88 85	113	H	Fresno St.	68 52
13	H	Baylor	59 65					68	N	Kansas St.	65 51	116	H	Southern U.	69 47
								84	A	Ari zona	39 51	117	N	Southern Ill.	82 38
												123	A	Colorado St.	70 39
												163	H	Louisiana Tech	80 44
												181	H	Tulsa	70 52
												294	H	Incarnate Word	81 43

LAST 12 Division I GAMES:															
181	H	Tulsa	70 52	68	N	Kansas St.	65 51	123	A	Colorado St.	70 39				
84	A	Ari zona	39 51					116	H	Southern U.	69 47				
113	H	Fresno St.	68 52					163	H	Louisiana Tech	80 44				
53	A	Arkansas	88 85					117	N	Southern Ill.	82 38				
13	H	Baylor	59 65					7	N	Louisville	56 58				
294	H	Incarnate Word	81 43												

Non-Div I Games:

Ari zona St.

Average RPI	Win:	0	WON-LOST	WINNING	LAST 10	STRENGTH OF	OPP. STRENGTH	TEAM	ADJ.	CONF.	ADJ CONF.
Average RPI	Loss:	114	RECORD	PCT. RANK	GAMES	SCHEDULE	OF SCHEDULE	RPI	RPI	RPI	RPI
DIV. I ONLY		0- 3		338	2-4	4	285	188	188	24	24
DIV. I NON-CONF.		0- 3		336	0- 0	4	286	189	189	24	24

TOTALS	RPI 1-25		RPI 26-50		W-L RECORDS	RPI 51-100		RPI 101-150		RPI 150+	
0- 3	0- 0		0- 1		OVERALL	0- 1		0- 0		0- 1	
0- 0	0- 0		0- 0		HOME	0- 0		0- 0		0- 0	
0- 3	0- 0		0- 1		AWAY	0- 1		0- 0		0- 1	
0- 0	0- 0		0- 0		NEUTRAL	0- 0		0- 0		0- 0	
0- 3	0- 0		0- 1		NON-CONFERENCE	0- 1		0- 0		0- 1	
0- 0	0- 0		0- 0		HOME	0- 0		0- 0		0- 0	
0- 3	0- 0		0- 1		AWAY	0- 1		0- 0		0- 1	
0- 0	0- 0		0- 0		NEUTRAL	0- 0		0- 0		0- 0	
0- 0	0- 0		0- 0		CONFERENCE	0- 0		0- 0		0- 0	
0- 0	0- 0		0- 0		HOME	0- 0		0- 0		0- 0	
0- 0	0- 0		0- 0		AWAY	0- 0		0- 0		0- 0	
0- 0	0- 0		0- 0		NEUTRAL	0- 0		0- 0		0- 0	

RPI 1-25				RPI 26-50				RPI 51-100				RPI 101+ Team's RPI: 188			
RPI	S	Opponent	Score	RPI	S	Opponent	Score	RPI	S	Opponent	Score	RPI	S	Opponent	Score
				29	A	Minnesota	42 84	70	A	Oregon St.	33 89	244	A	Wichita St.	39 76
LAST 12 Division I GAMES:															
				29	A	Minnesota	42 84								
				70	A	Oregon St.	33 89								
				244	A	Wichita St.	39 76								

Non-Div I Games: Paul Quinn 68 52 Tougaloo 68 60 Philander Smith 48 53

Ark. -Pine Bluff

Average RPI Loss: 39

DIV. I ONLY	11- 3	52	8-2	148	52	53	53	6	6
DIV. I NON-CONF.	11- 3	57	1- 0	149	52	52	52	6	6
TOTALS	RPI 1-25	RPI 26-50	W-L RECORDS	RPI 51-100	RPI 101-150	RPI 150+			
11- 3	0- 2	0- 0	OVERALL	1- 1	5- 0	5- 0			
6- 1	0- 1	0- 0	HOME	1- 0	2- 0	3- 0			
3- 1	0- 1	0- 0	AWAY	0- 0	2- 0	1- 0			
2- 1	0- 0	0- 0	NEUTRAL	0- 1	1- 0	1- 0			
11- 3	0- 2	0- 0	NON-CONFERENCE	1- 1	5- 0	5- 0			
6- 1	0- 1	0- 0	HOME	1- 0	2- 0	3- 0			
3- 1	0- 1	0- 0	AWAY	0- 0	2- 0	1- 0			
2- 1	0- 0	0- 0	NEUTRAL	0- 1	1- 0	1- 0			
0- 0	0- 0	0- 0	CONFERENCE	0- 0	0- 0	0- 0			
0- 0	0- 0	0- 0	HOME	0- 0	0- 0	0- 0			
0- 0	0- 0	0- 0	AWAY	0- 0	0- 0	0- 0			
0- 0	0- 0	0- 0	NEUTRAL	0- 0	0- 0	0- 0			

RPI 1-25					
RPI	S	Opponent	Score		
6	A	Iowa St.	82	91	
22	H	Arizona St.	85	88	
RPI 26-50					
RPI	S	Opponent	Score		
RPI 51-100					
RPI	S	Opponent	Score		
63	H	Nebraska	84	80	
90	N	Pittsburgh	54	61	
Team's RPI : 53					
RPI 101+					
RPI	S	Opponent	Score		
108	H	Tennessee Tech	65	42	
119	A	UT Arlington	66	65	
120	H	Oral Roberts	74	61	
130	N	Wisconsin	69	68	
145	A	Abilene Christian	80	68	
169	H	Prairie View	71	44	
181	A	Tulsa	61	59	
290	N	Tennessee St.	79	55	
291	H	Jackson St.	76	57	
321	H	Northwestern St.	98	53	
LAST 12 Division I GAMES:					
6	A	Iowa St.	82	91	291 H Jackson St. 76 57
120	H	Oral Roberts	74	61	181 A Tul sa 61 59
130	N	Wisconsin	69	68	63 H Nebraska 84 80
90	N	Pittsburgh	54	61	169 H Prairie View 71 44
290	N	Tennessee St.	79	55	145 A Abilene Christian 80 68
22	H	Arizona St.	85	88	108 H Tennessee Tech 65 42

Non-Div I Games:

Arkansas

■ Loss, ■ Non-Conf, S Site, H Home A Away N Neutral

Average RPI Win:	263	WON-LOST	WINNING	LAST 10	STRENGTH OF	OPP. STRENGTH	TEAM	ADJ.	CONF.	ADJ CONF.
Average RPI Loss:	83	RECORD	PCT. RANK	GAMES	SCHEDULE	OF SCHEDULE	RPI	RPI	RPI	RPI
DIV. I ONLY	5- 6	181	5-5	139	173	175	175	15	15	
DIV. I NON-CONF.	5- 6	176	0- 1	139	171	179	179	15	15	

TOTALS	RPI 1-25	RPI 26-50	W-L RECORDS	RPI 51-100	RPI 101-150	RPI 150+				
5- 6	0- 0	0- 3	OVERALL	0- 2	0- 0	5- 1				
4- 1	0- 0	0- 0	HOME	0- 0	0- 0	4- 1				
1- 5	0- 0	0- 3	AWAY	0- 2	0- 0	1- 0				
0- 0	0- 0	0- 0	NEUTRAL	0- 0	0- 0	0- 0				
5- 6	0- 0	0- 3	NON-CONFERENCE	0- 2	0- 0	5- 1				
4- 1	0- 0	0- 0	HOME	0- 0	0- 0	4- 1				
1- 5	0- 0	0- 3	AWAY	0- 2	0- 0	1- 0				
0- 0	0- 0	0- 0	NEUTRAL	0- 0	0- 0	0- 0				
0- 0	0- 0	0- 0	CONFERENCE	0- 0	0- 0	0- 0				
0- 0	0- 0	0- 0	HOME	0- 0	0- 0	0- 0				
0- 0	0- 0	0- 0	AWAY	0- 0	0- 0	0- 0				
0- 0	0- 0	0- 0	NEUTRAL	0- 0	0- 0	0- 0				

RPI 1-25				RPI 26-50				RPI 51-100				RPI 101+				Team's RPI: 175	
RPI	S	Opponent	Score	RPI	S	Opponent	Score	RPI	S	Opponent	Score	RPI	S	Opponent	Score		
				41	A	Texas A&M	56 97	98	A	UT Martin	91 97	163	H	Louisiana Tech	70 80		
				46	A	Belmont	55 74	100	A	Oklahoma St.	60 62	181	H	Tulsa	73 60		
				50	A	Missouri	50 70					253	H	Murray St.	74 63		
												276	H	Mississippi Val.	60 57		
												282	H	Memphis	77 66		
												325	A	UTEP	67 66		
LAST 12 Division I GAMES:																	
				41	A	Texas A&M	56 97	50	A	Missouri	50 70						
				163	H	Louisiana Tech	70 80	46	A	Belmont	55 74						
				98	A	UT Martin	91 97	276	H	Mississippi Val.	60 57						
				282	H	Memphis	77 66	181	H	Tulsa	73 60						
				100	A	Oklahoma St.	60 62	325	A	UTEP	67 66						
								253	H	Murray St.	74 63						

Non-Div I Games:

Arkansas St.

Average RPI Win: 325
Average RPI Loss: 178

WON-LOST
RECORD

WINNING
PCT. RANK

LAST 10
GAMES

STRENGTH OF
SCHEDULE

OPP. STRENGTH
OF SCHEDULE

TEAM
RPI

ADJ.
RPI

CONF.
RPI

ADJ CONF.
RPI

DIV. I ONLY	4- 6	211	4-6	336	282	319	319	26	26
DIV. I NON-CONF.	4- 6	213	0- 0	335	282	319	319	26	26

TOTALS	RPI 1-25	RPI 26-50	W-L RECORDS	RPI 51-100	RPI 101-150	RPI 150+			
4- 6	0- 0	0- 0	OVERALL	0- 1	0- 2	4- 3			
2- 3	0- 0	0- 0	HOME	0- 1	0- 1	2- 1			
2- 3	0- 0	0- 0	AWAY	0- 0	0- 1	2- 2			
0- 0	0- 0	0- 0	NEUTRAL	0- 0	0- 0	0- 0			
4- 6	0- 0	0- 0	NON-CONFERENCE	0- 1	0- 2	4- 3			
2- 3	0- 0	0- 0	HOME	0- 1	0- 1	2- 1			
2- 3	0- 0	0- 0	AWAY	0- 0	0- 1	2- 2			
0- 0	0- 0	0- 0	NEUTRAL	0- 0	0- 0	0- 0			
0- 0	0- 0	0- 0	CONFERENCE	0- 0	0- 0	0- 0			
0- 0	0- 0	0- 0	HOME	0- 0	0- 0	0- 0			
0- 0	0- 0	0- 0	AWAY	0- 0	0- 0	0- 0			
0- 0	0- 0	0- 0	NEUTRAL	0- 0	0- 0	0- 0			

RPI 1-25				RPI 26-50				RPI 51-100				RPI 101+ Team's RPI: 319			
RPI	S	Opponent	Score	RPI	S	Opponent	Score	RPI	S	Opponent	Score	RPI	S	Opponent	Score
								78	H	St. John's (NY)	49 60	109	A	TCU	38 63
												125	H	Yale	51 62
												183	H	Air Force	60 71
												263	A	Binghamton	47 60
												271	H	St. Francis Brooklyn	69 57
												311	A	Columbia	49 70
												333	A	Wagner	61 46
												347	H	Fairleigh Dickinson	62 40
												349	A	LIU Brooklyn	57 42

LAST 12 Division I GAMES:															
125	H	Yale	51 62	333	A	Wagner	61 46								
78	H	St. John's (NY)	49 60	347	H	Fairleigh Dickinson	62 40								
311	A	Columbia	49 70	109	A	TCU	38 63								
349	A	LIU Brooklyn	57 42	271	H	St. Francis Brooklyn	69 57								
				263	A	Binghamton	47 60								
				183	H	Air Force	60 71								

Non-Div I Games: Connecticut Col. 74 48

Army West Point

Loss, Non-Conf, S Site, H Home A Away N Neutral

Average RPI Win: 171

Average RPI Loss: 6

WON-LOST
RECORDWINNING
PCT. RANKLAST 10
GAMESSTRENGTH OF
SCHEDULEOPP. STRENGTH
OF SCHEDULETEAM
RPIADJ.
RPICONF.
RPIADJ CONF.
RPIDIV. I ONLY
DIV. I NON-CONF.11- 1
11- 117
149-1
1- 0221
21526
2530
2730
276
66
6

TOTALS

RPI 1-25

RPI 26-50

W-L RECORDS

RPI 51-100

RPI 101-150

RPI 150+

11- 1

0- 1

2- 0

OVERALL

0- 0

2- 0

7- 0

6- 0

0- 0

0- 0

HOME

0- 0

2- 0

4- 0

3- 1

0- 1

1- 0

AWAY

0- 0

0- 0

2- 0

2- 0

0- 0

1- 0

NEUTRAL

0- 0

0- 0

1- 0

11- 1

0- 1

2- 0

NON-CONFERENCE

0- 0

2- 0

7- 0

6- 0

0- 0

0- 0

HOME

0- 0

2- 0

4- 0

3- 1

0- 1

1- 0

AWAY

0- 0

0- 0

2- 0

2- 0

0- 0

1- 0

NEUTRAL

0- 0

0- 0

1- 0

0- 0

0- 0

0- 0

CONFERENCE

0- 0

0- 0

0- 0

0- 0

0- 0

0- 0

HOME

0- 0

0- 0

0- 0

0- 0

0- 0

0- 0

AWAY

0- 0

0- 0

0- 0

0- 0

0- 0

0- 0

NEUTRAL

0- 0

0- 0

0- 0

RPI 1-25

RPI 26-50

Team's RPI: 30

RPI 51-100

RPI 101+

RPI	S	Opponent	Score
6	A	Iowa St.	64 67

RPI	S	Opponent	Score
27	A	New Mexico	79 76
44	N	North Carolina	86 81

RPI	S	Opponent	Score
-----	---	----------	-------

RPI	S	Opponent	Score
122	H	Grambling	97 48
142	H	Oklahoma	95 79
156	N	Coastal Caro.	84 78
168	H	Nicholls St.	80 59
193	H	Alabama St.	83 50
213	H	Samford	73 46
219	A	Elon	96 44
285	A	Saint Joseph's	81 70
310	H	Louisiana	71 59

LAST 12 Division I GAMES:

27	A	New Mexico	79 76	219	A	Elon	96 44
6	A	Iowa St.	64 67	44	N	North Carolina	86 81
193	H	Alabama St.	83 50	156	N	Coastal Caro.	84 78
310	H	Louisiana	71 59	213	H	Samford	73 46
168	H	Nicholls St.	80 59	285	A	Saint Joseph's	81 70
122	H	Grambling	97 48	142	H	Oklahoma	95 79

Non-Div I Games:

Xavier (LA)

77 58

Auburn

Loss,
 Non-Conf,
 S Site,
 H Home
A Away
 N Neutral

Average RPI Win: 288

Average RPI Loss: 231

WON-LOST
RECORDWINNING
PCT. RANKLAST 10
GAMESSTRENGTH OF
SCHEDULEOPP. STRENGTH
OF SCHEDULETEAM
RPIADJ.
RPICONF.
RPIADJ CONF.
RPIDIV. I ONLY
DIV. I NON-CONF.3- 6
3- 6243
2415-5
0- 0348
348247
243345
346345
34620
2020
20

TOTALS

RPI 1-25

RPI 26-50

W-L RECORDS

RPI 51-100

RPI 101-150

RPI 150+

3- 6

0- 0

0- 0

OVERALL

0- 0

0- 1

3- 5

3- 1

0- 0

0- 0

HOME

0- 0

0- 0

3- 1

0- 5

0- 0

0- 0

AWAY

0- 0

0- 1

0- 4

0- 0

0- 0

0- 0

NEUTRAL

0- 0

0- 0

0- 0

3- 6

0- 0

0- 0

NON-CONFERENCE

0- 0

0- 1

3- 5

3- 1

0- 0

0- 0

HOME

0- 0

0- 0

3- 1

0- 5

0- 0

0- 0

AWAY

0- 0

0- 1

0- 4

0- 0

0- 0

0- 0

NEUTRAL

0- 0

0- 0

0- 0

0- 0

0- 0

0- 0

CONFERENCE

0- 0

0- 0

0- 0

0- 0

0- 0

0- 0

HOME

0- 0

0- 0

0- 0

0- 0

0- 0

0- 0

AWAY

0- 0

0- 0

0- 0

0- 0

0- 0

0- 0

NEUTRAL

0- 0

0- 0

0- 0

RPI 1-25

RPI 26-50

RPI 51-100

RPI 101+

Team's RPI: 345

RPI S Opponent Score

RPI S Opponent Score

RPI S Opponent Score

RPI S Opponent Score

143	A	Cincinnati	48	69
179	A	Vanderbilt	70	99
195	A	Illinois St.	49	61
246	H	Alabama A&M	75	58
247	A	Western Ill.	72	77
276	H	Mississippi Val.	89	95
299	H	Northern Ky.	52	48
320	H	Lipscomb	70	58
348	A	Evansville	52	56

LAST 12 Division I GAMES:

348	A	Evansville	52	56	247	A	Western Ill.	72	77
246	H	Alabama A&M	75	58	320	H	Lipscomb	70	58
195	A	Illinois St.	49	61	299	H	Northern Ky.	52	48
					276	H	Mississippi Val.	89	95
					179	A	Vanderbilt	70	99
					143	A	Cincinnati	48	69

Non-Div I Games: Christian Bros. 100 62 Trevecca Nazarene 90 78

Austin Peay

Loss, Non-Conf, S Site, H Home A Away N Neutral

Average RPI Win:	181	WON-LOST	WINNING	LAST 10	STRENGTH OF	OPP. STRENGTH	TEAM	ADJ.	CONF.	ADJ CONF.
Average RPI Loss:	95	RECORD	PCT. RANK	GAMES	SCHEDULE	OF SCHEDULE	RPI	RPI	RPI	RPI
DIV. I ONLY	10- 3	57	8-2	128	117	47	47	7	7	
DIV. I NON-CONF.	8- 3	72	0- 0	119	106	51	51	7	7	

TOTALS	RPI 1-25	RPI 26-50	W-L RECORDS	RPI 51-100	RPI 101-150	RPI 150+				
10- 3	0- 1	0- 0	OVERALL	1- 1	3- 0	6- 1				
4- 1	0- 1	0- 0	HOME	1- 0	1- 0	2- 0				
4- 2	0- 0	0- 0	AWAY	0- 1	1- 0	3- 1				
2- 0	0- 0	0- 0	NEUTRAL	0- 0	1- 0	1- 0				
8- 3	0- 1	0- 0	NON-CONFERENCE	1- 1	3- 0	4- 1				
4- 1	0- 1	0- 0	HOME	1- 0	1- 0	2- 0				
2- 2	0- 0	0- 0	AWAY	0- 1	1- 0	1- 1				
2- 0	0- 0	0- 0	NEUTRAL	0- 0	1- 0	1- 0				
2- 0	0- 0	0- 0	CONFERENCE	0- 0	0- 0	2- 0				
0- 0	0- 0	0- 0	HOME	0- 0	0- 0	0- 0				
2- 0	0- 0	0- 0	AWAY	0- 0	0- 0	2- 0				
0- 0	0- 0	0- 0	NEUTRAL	0- 0	0- 0	0- 0				

RPI 1-25				RPI 26-50				Team's RPI: 47				RPI 51-100				RPI 101+			
RPI	S	Opponent	Score	RPI	S	Opponent	Score	RPI	S	Opponent	Score	RPI	S	Opponent	Score	RPI	S	Opponent	Score
14	H	Cal i forni a	52 70									51	H	Northern Colo.	70 50	109	N	TCU	61 58
												55	A	Utah	67 78	123	H	Colorado St.	51 42
																146	A	Utah St.	62 57
																178	H	UC Riverside	72 70
																184	A	Santa Clara	54 44
																217	A	Southern Utah	64 67
																228	A	San Francisco	67 59
																243	H	Eastern Wash.	80 65
																267	N	Cal i forni a Baptist	76 69
																283	A	Utah Valley	77 51
LAST 12 Division I GAMES:																			
228	A	San Francisco	67 59	217	A	Southern Utah	64 67												
184	A	Santa Clara	54 44	267	N	Cal i forni a Baptist	76 69												
51	H	Northern Colo.	70 50	109	N	TCU	61 58												
123	H	Colorado St.	51 42	146	A	Utah St.	62 57												
55	A	Utah	67 78	243	H	Eastern Wash.	80 65												
283	A	Utah Valley	77 51	14	H	Cal i forni a	52 70												

Non-Div I Games:

BYU

Average RPI	Win: 203	WON-LOST RECORD	WINNING PCT. RANK	LAST 10 GAMES	STRENGTH OF SCHEDULE	OPP. STRENGTH OF SCHEDULE	TEAM RPI	ADJ. RPI	CONF. RPI	ADJ CONF. RPI
Average RPI	Loss: 92									
DIV. I ONLY		4- 7	229	3-6	219	18	235	235	9	9
DIV. I NON-CONF.		4- 7	227	0- 1	211	18	227	227	9	9

TOTALS	RPI 1-25		RPI 26-50	W-L RECORDS	RPI 51-100		RPI 101-150		RPI 150+	
4- 7	0- 1		0- 1	OVERALL	0- 2		1- 1		3- 2	
3- 2	0- 0		0- 0	HOME	0- 1		1- 0		2- 1	
1- 2	0- 1		0- 0	AWAY	0- 0		0- 0		1- 1	
0- 3	0- 0		0- 1	NEUTRAL	0- 1		0- 1		0- 0	
4- 7	0- 1		0- 1	NON-CONFERENCE	0- 2		1- 1		3- 2	
3- 2	0- 0		0- 0	HOME	0- 1		1- 0		2- 1	
1- 2	0- 1		0- 0	AWAY	0- 0		0- 0		1- 1	
0- 3	0- 0		0- 1	NEUTRAL	0- 1		0- 1		0- 0	
0- 0	0- 0		0- 0	CONFERENCE	0- 0		0- 0		0- 0	
0- 0	0- 0		0- 0	HOME	0- 0		0- 0		0- 0	
0- 0	0- 0		0- 0	AWAY	0- 0		0- 0		0- 0	
0- 0	0- 0		0- 0	NEUTRAL	0- 0		0- 0		0- 0	

RPI 1-25				RPI 26-50				RPI 51-100				RPI 101+ Team's RPI: 235			
RPI	S	Opponent	Score	RPI	S	Opponent	Score	RPI	S	Opponent	Score	RPI	S	Opponent	Score
17	A	Butler	47 64	39	N	Duke	62 79	71	N	Qui nni pi ac	66 69	114	N	Fordham	70 78
								73	H	Purdue	38 80	143	H	Ci nci nnati	75 63
												151	A	Mi ssouri St.	54 74
												157	A	Western Ky.	86 83
												179	H	Vanderbil t	43 60
												220	H	Cl evel and St.	67 62
												290	H	Tennessee St.	90 51

LAST 12 Di vi si on I GAMES:															
71	N	Qui nni pi ac	66 69	143	H	Ci nci nnati	75 63								
39	N	Duke	62 79	114	N	Fordham	70 78								
290	H	Tennessee St.	90 51	151	A	Mi ssouri St.	54 74								
157	A	Western Ky.	86 83	220	H	Cl evel and St.	67 62								
179	H	Vanderbil t	43 60	73	H	Purdue	38 80								
17	A	Butler	47 64												

Non-Di v I Games: Urbana 0 0

Bal I St.

Average RPI Win: 136
Average RPI Loss: 4

WON-LOST
RECORD

WINNING
PCT. RANK

LAST 10
GAMES

STRENGTH OF
SCHEDULE

OPP. STRENGTH
OF SCHEDULE

TEAM
RPI

ADJ.
RPI

CONF.
RPI

ADJ CONF.
RPI

DIV. I ONLY	9- 1	28	9-1	108	9	13	13	5	5
DIV. I NON-CONF.	9- 1	30	1- 0	107	11	13	13	5	5
TOTALS	RPI 1-25	RPI 26-50	W-L RECORDS	RPI 51-100	RPI 101-150	RPI 150+			
9- 1	1- 1	1- 0	OVERALL	1- 0	2- 0	4- 0			
5- 0	0- 0	0- 0	HOME	0- 0	1- 0	4- 0			
2- 1	1- 1	0- 0	AWAY	1- 0	0- 0	0- 0			
2- 0	0- 0	1- 0	NEUTRAL	0- 0	1- 0	0- 0			
9- 1	1- 1	1- 0	NON-CONFERENCE	1- 0	2- 0	4- 0			
5- 0	0- 0	0- 0	HOME	0- 0	1- 0	4- 0			
2- 1	1- 1	0- 0	AWAY	1- 0	0- 0	0- 0			
2- 0	0- 0	1- 0	NEUTRAL	0- 0	1- 0	0- 0			
0- 0	0- 0	0- 0	CONFERENCE	0- 0	0- 0	0- 0			
0- 0	0- 0	0- 0	HOME	0- 0	0- 0	0- 0			
0- 0	0- 0	0- 0	AWAY	0- 0	0- 0	0- 0			
0- 0	0- 0	0- 0	NEUTRAL	0- 0	0- 0	0- 0			

RPI	S	Opponent	Score	RPI	S	Opponent	Score	RPI	S	Opponent	Score	RPI	S	Opponent	Score
4	A	Stanford	63 68	33	N	South Dakota St.	72 66	64	A	South Carolina	94 69	106	N	Georgetown	67 46
22	A	Arizona St.	65 59									116	H	Southern U.	94 49
												168	H	Nicholls St.	100 39
												208	H	Morehead St.	96 58
												233	H	Saint Francis (PA)	116 58
												274	H	UTRGV	98 37
LAST 12 Division I GAMES:															
4	A	Stanford	63 68	274	H	UTRGV	98 37	22	A	Arizona St.	65 59	233	H	Saint Francis (PA)	116 58
208	H	Morehead St.	96 58					168	H	Nicholls St.	100 39				
64	A	South Carolina	94 69												
106	N	Georgetown	67 46												
33	N	South Dakota St.	72 66												
116	H	Southern U.	94 49												

Non-Div I Games:

Bayl or

Average RPI	Win:	178	WON-LOST	WINNING	LAST 10	STRENGTH OF	OPP. STRENGTH	TEAM	ADJ.	CONF.	ADJ CONF.
Average RPI	Loss:	52	RECORD	PCT. RANK	GAMES	SCHEDULE	OF SCHEDULE	RPI	RPI	RPI	RPI
DIV. I ONLY		7- 4		108	7-3	66	94	46	46	20	20
DIV. I NON-CONF.		7- 4		109	0- 1	67	92	48	48	20	20

TOTALS	RPI 1-25		RPI 26-50		W-L RECORDS	RPI 51-100		RPI 101-150		RPI 150+	
7- 4	0- 2		0- 0		OVERALL	2- 2		1- 0		4- 0	
3- 1	0- 0		0- 0		HOME	0- 1		0- 0		3- 0	
4- 3	0- 2		0- 0		AWAY	2- 1		1- 0		1- 0	
0- 0	0- 0		0- 0		NEUTRAL	0- 0		0- 0		0- 0	
7- 4	0- 2		0- 0		NON-CONFERENCE	2- 2		1- 0		4- 0	
3- 1	0- 0		0- 0		HOME	0- 1		0- 0		3- 0	
4- 3	0- 2		0- 0		AWAY	2- 1		1- 0		1- 0	
0- 0	0- 0		0- 0		NEUTRAL	0- 0		0- 0		0- 0	
0- 0	0- 0		0- 0		CONFERENCE	0- 0		0- 0		0- 0	
0- 0	0- 0		0- 0		HOME	0- 0		0- 0		0- 0	
0- 0	0- 0		0- 0		AWAY	0- 0		0- 0		0- 0	
0- 0	0- 0		0- 0		NEUTRAL	0- 0		0- 0		0- 0	

RPI	S	Opponent	Score	RPI	S	Opponent	Score	RPI	S	Opponent	Score	RPI	S	Opponent	Score
8	A	NC State	62 77					62	A	Middle Tenn.	45 38	121	A	Chattanooga	67 51
25	A	Tennessee	76 84					81	H	Toledo	69 78	175	H	Arkansas St.	74 55
								85	A	Wright St.	79 63	181	H	Tulsa	78 53
								94	A	Clemson	62 65	299	A	Northern Ky.	71 53
												320	H	Lipscomb	83 43

Team's RPI: 46															
LAST 12 Division I GAMES:															
320	H	Lipscomb	83 43	25	A	Tennessee	76 84	175	H	Arkansas St.	74 55	121	A	Chattanooga	67 51
94	A	Clemson	62 65	81	H	Toledo	69 78	181	H	Tulsa	78 53	8	A	NC State	62 77
85	A	Wright St.	79 63	299	A	Northern Ky.	71 53								
62	A	Middle Tenn.	45 38												

Non-Div I Games:

Belmont

Average RPI Win: 277

Average RPI Loss: 174

WON-LOST
RECORDWINNING
PCT. RANKLAST 10
GAMESSTRENGTH OF
SCHEDULEOPP. STRENGTH
OF SCHEDULETEAM
RPIADJ.
RPICONF.
RPIADJ CONF.
RPI

DIV. I ONLY	5- 5	164	5-5	311	212	225	225	32	32
DIV. I NON-CONF.	5- 5	162	0- 1	310	208	224	224	32	32
<hr/>									
TOTALS	RPI 1-25	RPI 26-50	W-L RECORDS	RPI 51-100	RPI 101-150	RPI 150+			
5- 5	0- 0	0- 0	OVERALL	0- 1	0- 1	5- 3			
3- 0	0- 0	0- 0	HOME	0- 0	0- 0	3- 0			
1- 5	0- 0	0- 0	AWAY	0- 1	0- 1	1- 3			
1- 0	0- 0	0- 0	NEUTRAL	0- 0	0- 0	1- 0			
5- 5	0- 0	0- 0	NON-CONFERENCE	0- 1	0- 1	5- 3			
3- 0	0- 0	0- 0	HOME	0- 0	0- 0	3- 0			
1- 5	0- 0	0- 0	AWAY	0- 1	0- 1	1- 3			
1- 0	0- 0	0- 0	NEUTRAL	0- 0	0- 0	1- 0			
0- 0	0- 0	0- 0	CONFERENCE	0- 0	0- 0	0- 0			
0- 0	0- 0	0- 0	HOME	0- 0	0- 0	0- 0			
0- 0	0- 0	0- 0	AWAY	0- 0	0- 0	0- 0			
0- 0	0- 0	0- 0	NEUTRAL	0- 0	0- 0	0- 0			

RPI 1-25				RPI 26-50				RPI 51-100				RPI 101+ Team' s RPI : 225					
RPI	S	Opponent	Score	RPI	S	Opponent	Score	RPI	S	Opponent	Score	RPI	S	Opponent	Score		
								79	A	Charlotte	69	73	148	A	South Fla.	39	88
													172	A	Georgia St.	57	62
													227	A	Ga. Southern	76	77
													232	A	Jacksonville	58	56
													245	A	Florida	53	64
													251	N	Kennesaw St.	64	61
													270	H	Liberty	81	76
													298	H	North Florida	76	60
													335	H	FIU	68	57
LAST 12 Division I GAMES:																	
245	A	Florida	53	64	79	A	Charlotte	69	73	172	A	Georgia St.	57	62			
232	A	Jacksonville	58	56	251	N	Kennesaw St.	64	61	298	H	North Florida	76	60			
227	A	Ga. Southern	76	77													
335	H	FIU	68	57													
148	A	South Fla.	39	88													
270	H	Liberty	81	76													

Non-Div I Games: Flagler 74 59 Edward Waters 73 46

Bethune-Cookman

■ Loss,
 ■ Non-Conf,
 ■ S Site,
 ■ H Home
 ■ A Away
 N Neutral

Average RPI Win:	290	WON-LOST	WINNING	LAST 10	STRENGTH OF	OPP. STRENGTH	TEAM	ADJ.	CONF.	ADJ CONF.
Average RPI Loss:	163	RECORD	PCT. RANK	GAMES	SCHEDULE	OF SCHEDULE	RPI	RPI	RPI	RPI
DIV. I ONLY	3- 8	264	3-7	112	314	263	263	25	25	
DIV. I NON-CONF.	3- 8	265	0- 1	110	312	262	262	25	25	

TOTALS	RPI 1-25	RPI 26-50	W-L RECORDS	RPI 51-100	RPI 101-150	RPI 150+				
3- 8	0- 2	0- 0	OVERALL	0- 1	0- 1	3- 4				
3- 2	0- 0	0- 0	HOME	0- 0	0- 1	3- 1				
0- 6	0- 2	0- 0	AWAY	0- 1	0- 0	0- 3				
0- 0	0- 0	0- 0	NEUTRAL	0- 0	0- 0	0- 0				
3- 8	0- 2	0- 0	NON-CONFERENCE	0- 1	0- 1	3- 4				
3- 2	0- 0	0- 0	HOME	0- 0	0- 1	3- 1				
0- 6	0- 2	0- 0	AWAY	0- 1	0- 0	0- 3				
0- 0	0- 0	0- 0	NEUTRAL	0- 0	0- 0	0- 0				
0- 0	0- 0	0- 0	CONFERENCE	0- 0	0- 0	0- 0				
0- 0	0- 0	0- 0	HOME	0- 0	0- 0	0- 0				
0- 0	0- 0	0- 0	AWAY	0- 0	0- 0	0- 0				
0- 0	0- 0	0- 0	NEUTRAL	0- 0	0- 0	0- 0				

RPI 1-25				RPI 26-50				RPI 51-100				RPI 101+				Team's RPI: 263
RPI	S	Opponent	Score	RPI	S	Opponent	Score	RPI	S	Opponent	Score	RPI	S	Opponent	Score	
1	A	Notre Dame	53 103					61	A	Ohio	49 86	139	H	Lehigh	55 65	
16	A	Marquette	40 93									205	H	Cornell	72 61	
												231	A	Dartmouth	39 63	
												249	H	Rider	57 62	
												268	A	Niagara	72 79	
												319	H	Army West Point	60 47	
												339	A	Lafayette	50 59	
												347	H	Fairleigh Dickinson	73 54	

LAST 12 Division I GAMES:																
319	H	Army West Point	60 47	231	A	Dartmouth	39 63									
139	H	Lehigh	55 65	16	A	Marquette	40 93									
61	A	Ohio	49 86	1	A	Notre Dame	53 103									
339	A	Lafayette	50 59	249	H	Rider	57 62									
205	H	Cornell	72 61	268	A	Niagara	72 79									
				347	H	Fairleigh Dickinson	73 54									

Average RPI Win: 159

Average RPI Loss: 55

WON-LOST
RECORDWINNING
PCT. RANKLAST 10
GAMESSTRENGTH OF
SCHEDULEOPP. STRENGTH
OF SCHEDULETEAM
RPIADJ.
RPICONF.
RPIADJ CONF.
RPIDIV. I ONLY
DIV. I NON-CONF.7- 2
7- 255
598-2
1- 0223
2188
1076
7376
7310
1010
10

TOTALS

RPI 1-25

RPI 26-50

W-L RECORDS

RPI 51-100

RPI 101-150

RPI 150+

7- 2

0- 1

0- 0

OVERALL

2- 0

2- 1

3- 0

3- 1

0- 1

0- 0

HOME

0- 0

1- 0

2- 0

1- 1

0- 0

0- 0

AWAY

0- 0

1- 1

0- 0

3- 0

0- 0

0- 0

NEUTRAL

2- 0

0- 0

1- 0

7- 2

0- 1

0- 0

NON-CONFERENCE

2- 0

2- 1

3- 0

3- 1

0- 1

0- 0

HOME

0- 0

1- 0

2- 0

1- 1

0- 0

0- 0

AWAY

0- 0

1- 1

0- 0

3- 0

0- 0

0- 0

NEUTRAL

2- 0

0- 0

1- 0

0- 0

0- 0

0- 0

CONFERENCE

0- 0

0- 0

0- 0

0- 0

0- 0

0- 0

HOME

0- 0

0- 0

0- 0

0- 0

0- 0

0- 0

AWAY

0- 0

0- 0

0- 0

0- 0

0- 0

0- 0

NEUTRAL

0- 0

0- 0

0- 0

RPI 1-25

RPI 26-50

RPI 51-100 Team's RPI: 76

RPI 101+

RPI	S	Opponent	Score
7	H	Louisville	55 74

RPI	S	Opponent	Score
-----	---	----------	-------

RPI	S	Opponent	Score
74	N	UNI	61 60
96	N	Idaho	91 85

RPI	S	Opponent	Score
103	A	Washington St.	71 95
118	A	Washington	73 69
135	H	CSUN	74 63
217	H	Southern Utah	88 53
233	N	Saint Francis (PA)	78 64
243	H	Eastern Wash.	67 55

LAST 12 Division I GAMES:

118	A	Washington	73 69	217	H	Southern Utah	88 53
7	H	Louisville	55 74	233	N	Saint Francis (PA)	78 64
135	H	CSUN	74 63	243	H	Eastern Wash.	67 55
				103	A	Washington St.	71 95
				74	N	UNI	61 60
				96	N	Idaho	91 85

Non-Div I Games: Southern Ore. 91 46 Northwest Chrst. 93 26

Boi se St.

Loss,
 Non-Conf,
 S Site,
 H Home
A Away
 N Neutral

Average RPI	Win:	226	WON-LOST	WINNING	LAST 10	STRENGTH OF	OPP. STRENGTH	TEAM	ADJ.	CONF.	ADJ CONF.
Average RPI	Loss:	82	RECORD	PCT. RANK	GAMES	SCHEDULE	OF SCHEDULE	RPI	RPI	RPI	RPI
DIV. I ONLY		11- 2		30	8-2	178	227	87	87	1	1
DIV. I NON-CONF.		11- 2		33	1- 0	177	221	83	83	1	1

TOTALS	RPI 1-25		RPI 26-50		W-L RECORDS	RPI 51-100		RPI 101-150		RPI 150+	
11- 2	0- 0		0- 1		OVERALL	0- 0		2- 1		9- 0	
7- 2	0- 0		0- 1		HOME	0- 0		0- 1		7- 0	
2- 0	0- 0		0- 0		AWAY	0- 0		2- 0		0- 0	
2- 0	0- 0		0- 0		NEUTRAL	0- 0		0- 0		2- 0	
11- 2	0- 0		0- 1		NON-CONFERENCE	0- 0		2- 1		9- 0	
7- 2	0- 0		0- 1		HOME	0- 0		0- 1		7- 0	
2- 0	0- 0		0- 0		AWAY	0- 0		2- 0		0- 0	
2- 0	0- 0		0- 0		NEUTRAL	0- 0		0- 0		2- 0	
0- 0	0- 0		0- 0		CONFERENCE	0- 0		0- 0		0- 0	
0- 0	0- 0		0- 0		HOME	0- 0		0- 0		0- 0	
0- 0	0- 0		0- 0		AWAY	0- 0		0- 0		0- 0	
0- 0	0- 0		0- 0		NEUTRAL	0- 0		0- 0		0- 0	

RPI 1-25				RPI 26-50				RPI 51-100				Team's RPI: 87				RPI 101+			
RPI	S	Opponent	Score	RPI	S	Opponent	Score	RPI	S	Opponent	Score	RPI	S	Opponent	Score	RPI	S	Opponent	Score
				29	H	Minnesota	69 77									107	A	Houston	64 57
																134	H	Providence	57 61
																147	A	Rhode Island	88 64
																191	H	Campbell	76 56
																199	H	Boston U.	78 51
																202	H	Holy Cross	89 63
																231	H	Dartmouth	99 68
																249	N	Rider	112 61
																280	H	Saint Peter's	89 57
																286	H	Bryant	83 46
																287	N	Loyola Maryland	73 47
																311	H	Columbia	74 60
LAST 12 Division I GAMES:																			
				249	N	Rider	112 61	29	H	Minnesota	69 77					286	H	Bryant	83 46
				231	H	Dartmouth	99 68									311	H	Columbia	74 60
				191	H	Campbell	76 56									280	H	Providence	57 61
				199	H	Boston U.	78 51									287	N	Loyola Maryland	73 47
				202	H	Holy Cross	89 63									107	A	Houston	64 57
				280	H	Saint Peter's	89 57												

Non-Div I Games:

Boston College

Average RPI	Win:	270	WON-LOST	WINNING	LAST 10	STRENGTH OF	OPP. STRENGTH	TEAM	ADJ.	CONF.	ADJ CONF.
Average RPI	Loss:	124	RECORD	PCT. RANK	GAMES	SCHEDULE	OF SCHEDULE	RPI	RPI	RPI	RPI
DIV. I ONLY		4- 6	211	4-6	134	243	199	199	26	26	
DIV. I NON-CONF.		4- 6	213	0- 1	136	238	198	198	26	26	

TOTALS	RPI 1-25		RPI 26-50		W-L RECORDS	RPI 51-100		RPI 101-150		RPI 150+	
4- 6	0- 0		0- 1		OVERALL	0- 3		0- 0		4- 2	
4- 0	0- 0		0- 0		HOME	0- 0		0- 0		4- 0	
0- 6	0- 0		0- 1		AWAY	0- 3		0- 0		0- 2	
0- 0	0- 0		0- 0		NEUTRAL	0- 0		0- 0		0- 0	
4- 6	0- 0		0- 1		NON-CONFERENCE	0- 3		0- 0		4- 2	
4- 0	0- 0		0- 0		HOME	0- 0		0- 0		4- 0	
0- 6	0- 0		0- 1		AWAY	0- 3		0- 0		0- 2	
0- 0	0- 0		0- 0		NEUTRAL	0- 0		0- 0		0- 0	
0- 0	0- 0		0- 0		CONFERENCE	0- 0		0- 0		0- 0	
0- 0	0- 0		0- 0		HOME	0- 0		0- 0		0- 0	
0- 0	0- 0		0- 0		AWAY	0- 0		0- 0		0- 0	
0- 0	0- 0		0- 0		NEUTRAL	0- 0		0- 0		0- 0	

RPI 1-25				RPI 26-50				RPI 51-100				RPI 101+ Team's RPI: 199			
RPI	S	Opponent	Score	RPI	S	Opponent	Score	RPI	S	Opponent	Score	RPI	S	Opponent	Score
				35	A	Northeastern	51 81	86	A	Harvard	47 67	212	A	Massachusetts	55 66
								87	A	Boston College	51 78	214	H	Delaware	72 61
								95	A	Marist	57 68	231	A	Dartmouth	44 64
												265	H	Brown	72 51
												286	H	Bryant	67 65
												315	H	New Hampshire	60 39

LAST 12 Division I GAMES:															
				86	A	Harvard	47 67	214	H	Delaware	72 61				
				87	A	Boston College	51 78	315	H	New Hampshire	60 39				
				212	A	Massachusetts	55 66	286	H	Bryant	67 65				
				231	A	Dartmouth	44 64	95	A	Marist	57 68				
								265	H	Brown	72 51				
								35	A	Northeastern	51 81				

Non-Div I Games:

Boston U.

Average RPI Win: 304

Average RPI Loss: 95

WON-LOST
RECORDWINNING
PCT. RANKLAST 10
GAMESSTRENGTH OF
SCHEDULEOPP. STRENGTH
OF SCHEDULETEAM
RPIADJ.
RPICONF.
RPIADJ CONF.
RPIDIV. I ONLY
DIV. I NON-CONF.6- 4
6- 4123
1267-3
0- 0217
209283
283154
155154
1559
99
9

TOTALS

RPI 1-25

RPI 26-50

W-L RECORDS

RPI 51-100

RPI 101-150

RPI 150+

6- 4 0- 1
4- 0 0- 0
2- 3 0- 1
0- 1 0- 00- 0
0- 0
0- 0
0- 0OVERALL
HOME
AWAY
NEUTRAL0- 1
0- 0
0- 0
0- 10- 1
0- 0
0- 1
0- 06- 1
4- 0
2- 1
0- 06- 4 0- 1
4- 0 0- 0
2- 3 0- 1
0- 1 0- 00- 0
0- 0
0- 0
0- 0NON-CONFERENCE
HOME
AWAY
NEUTRAL0- 1
0- 0
0- 0
0- 10- 1
0- 0
0- 1
0- 06- 1
4- 0
2- 1
0- 00- 0 0- 0
0- 0 0- 0
0- 0 0- 0
0- 0 0- 00- 0
0- 0
0- 0
0- 0CONFERENCE
HOME
AWAY
NEUTRAL0- 0
0- 0
0- 0
0- 00- 0
0- 0
0- 0
0- 00- 0
0- 0
0- 0
0- 0

RPI 1-25

RPI S Opponent Score
21 A Michigan St. 69 99

RPI 26-50

RPI S Opponent Score

RPI 51-100

RPI S Opponent Score
93 N Mercer 63 76

RPI 101+

Team's RPI: 154

RPI S Opponent Score
110 A Xavier 49 65
156 A Coastal Caro. 80 81
254 H Loyol a Chi cago 88 74
303 H Robert Morris 61 60
306 A Valparaiso 79 72
309 H Marshall I 99 76
322 H Detroit Mercy 79 73
329 A Canisius 74 53

LAST 12 Division I GAMES:

306 A Valparaiso 79 72	254 H Loyol a Chi cago 88 74
322 H Detroit Mercy 79 73	303 H Robert Morris 61 60
329 A Canisius 74 53	309 H Marshall I 99 76
110 A Xavier 49 65	21 A Michigan St. 69 99
93 N Mercer 63 76	
156 A Coastal Caro. 80 81	

Bowling Green

Bowling Green

Non-Div I Games: Davis & Elkins 63 28

Bowling Green

Loss, Non-Conf, S Site, H Home A Away N Neutral

Average RPI Win: 252		WON-LOST	WINNING	LAST 10	STRENGTH OF		OPP. STRENGTH	TEAM	ADJ.	CONF.	ADJ CONF.
Loss: 73		RECORD	PCT. RANK	GAMES	SCHEDULE		OF SCHEDULE	RPI	RPI	RPI	RPI
DIV. I ONLY		9- 1	28	9-1	343		79	137	137	13	13
DIV. I NON-CONF.		9- 1	30	1- 0	343		77	137	137	13	13
TOTALS		RPI 1-25	RPI 26-50	W-L RECORDS		RPI 51-100	RPI 101-150	RPI 150+			
9- 1	0- 0	0- 0		OVERALL		0- 1	0- 0	9- 0			
5- 0	0- 0	0- 0		HOME		0- 0	0- 0	5- 0			
3- 1	0- 0	0- 0		AWAY		0- 1	0- 0	3- 0			
1- 0	0- 0	0- 0		NEUTRAL		0- 0	0- 0	1- 0			
9- 1	0- 0	0- 0		NON-CONFERENCE		0- 1	0- 0	9- 0			
5- 0	0- 0	0- 0		HOME		0- 0	0- 0	5- 0			
3- 1	0- 0	0- 0		AWAY		0- 1	0- 0	3- 0			
1- 0	0- 0	0- 0		NEUTRAL		0- 0	0- 0	1- 0			
0- 0	0- 0	0- 0		CONFERENCE		0- 0	0- 0	0- 0			
0- 0	0- 0	0- 0		HOME		0- 0	0- 0	0- 0			
0- 0	0- 0	0- 0		AWAY		0- 0	0- 0	0- 0			
0- 0	0- 0	0- 0		NEUTRAL		0- 0	0- 0	0- 0			

RPI 1-25				RPI 26-50				RPI 51-100				RPI 101+ Team's RPI: 137			
RPI	S	Opponent	Score	RPI	S	Opponent	Score	RPI	S	Opponent	Score	RPI	S	Opponent	Score
								73	A	Purdue	61 74	194	H	Eastern Ill.	67 64
												214	N	Delaware	59 47
												215	H	Southeast Mo. St.	85 79
												220	A	Cleveland St.	67 65
												240	H	Oakland	73 64
												247	H	Western Ill.	82 68
												297	A	Omaha	80 60
												314	A	Fla. Atlantic	80 59
												331	H	Chicago St.	89 59
LAST 12 Division I GAMES:															
								73	A	Purdue	61 74	314	A	Fla. Atlantic	80 59
								220	A	Cleveland St.	67 65	331	H	Chicago St.	89 59
								297	A	Omaha	80 60	214	N	Delaware	59 47
								247	H	Western Ill.	82 68	215	H	Southeast Mo. St.	85 79
								240	H	Oakland	73 64				
								194	H	Eastern Ill.	67 64				

Bradley

Average RPI Win:	279	WON-LOST	WINNING	LAST 10	STRENGTH OF	OPP. STRENGTH	TEAM	ADJ.	CONF.	ADJ CONF.
Average RPI Loss:	147	RECORD	PCT. RANK	GAMES	SCHEDULE	OF SCHEDULE	RPI	RPI	RPI	RPI
DIV. I ONLY	6- 7	176	5-5	321	171	265	265	12	12	
DIV. I NON-CONF.	6- 7	171	0- 1	320	169	265	265	12	12	

TOTALS	RPI 1-25	RPI 26-50	W-L RECORDS	RPI 51-100	RPI 101-150	RPI 150+				
6- 7	0- 0	0- 1	OVERALL	0- 2	0- 1	6- 3				
3- 2	0- 0	0- 1	HOME	0- 0	0- 0	3- 1				
2- 5	0- 0	0- 0	AWAY	0- 2	0- 1	2- 2				
1- 0	0- 0	0- 0	NEUTRAL	0- 0	0- 0	1- 0				
6- 7	0- 0	0- 1	NON-CONFERENCE	0- 2	0- 1	6- 3				
3- 2	0- 0	0- 1	HOME	0- 0	0- 0	3- 1				
2- 5	0- 0	0- 0	AWAY	0- 2	0- 1	2- 2				
1- 0	0- 0	0- 0	NEUTRAL	0- 0	0- 0	1- 0				
0- 0	0- 0	0- 0	CONFERENCE	0- 0	0- 0	0- 0				
0- 0	0- 0	0- 0	HOME	0- 0	0- 0	0- 0				
0- 0	0- 0	0- 0	AWAY	0- 0	0- 0	0- 0				
0- 0	0- 0	0- 0	NEUTRAL	0- 0	0- 0	0- 0				

RPI 1-25				RPI 26-50				RPI 51-100				RPI 101+				Team's RPI: 265	
RPI	S	Opponent	Score	RPI	S	Opponent	Score	RPI	S	Opponent	Score	RPI	S	Opponent	Score		
				42	H	Bucknell I	78 91	56	A	Maine	96 102	147	A	Rhode Island	67 72		
								89	A	Northern Ill.	102 109	199	A	Boston U.	51 72		
												202	A	Holy Cross	89 85		
												212	H	Massachusetts	61 90		
												262	H	Central Conn. St.	68 63		
												277	H	Fairfield	68 49		
												286	A	Bryant	57 75		
												286	N	Bryant	84 68		
												315	H	New Hampshire	76 70		
												331	A	Chicago St.	90 65		
LAST 12 Division I GAMES:																	
				286	N	Bryant	84 68	147	A	Rhode Island	67 72						
				42	H	Bucknell I	78 91	89	A	Northern Ill.	102 109						
				212	H	Massachusetts	61 90	331	A	Chicago St.	90 65						
				277	H	Fairfield	68 49	56	A	Maine	96 102						
				202	A	Holy Cross	89 85	199	A	Boston U.	51 72						
				315	H	New Hampshire	76 70	286	A	Bryant	57 75						

Non-Div I Games: Johnson & Wales (RI) 78 46

Brown

Average RPI	Win:	275	WON-LOST	WINNING	LAST 10	STRENGTH OF	OPP. STRENGTH	TEAM	ADJ.	CONF.	ADJ CONF.
Average RPI	Loss:	173	RECORD	PCT. RANK	GAMES	SCHEDULE	OF SCHEDULE	RPI	RPI	RPI	RPI
DIV. I ONLY		2- 9		298	1-9	172	276	286	286	31	31
DIV. I NON-CONF.		2- 9		296	0- 1	172	275	288	288	31	31

TOTALS	RPI 1-25		RPI 26-50		W-L RECORDS	RPI 51-100		RPI 101-150		RPI 150+	
2- 9	0- 0		0- 0		OVERALL	0- 2		0- 2		2- 5	
1- 2	0- 0		0- 0		HOME	0- 1		0- 0		1- 1	
1- 5	0- 0		0- 0		AWAY	0- 1		0- 1		1- 3	
0- 2	0- 0		0- 0		NEUTRAL	0- 0		0- 1		0- 1	
2- 9	0- 0		0- 0		NON-CONFERENCE	0- 2		0- 2		2- 5	
1- 2	0- 0		0- 0		HOME	0- 1		0- 0		1- 1	
1- 5	0- 0		0- 0		AWAY	0- 1		0- 1		1- 3	
0- 2	0- 0		0- 0		NEUTRAL	0- 0		0- 1		0- 1	
0- 0	0- 0		0- 0		CONFERENCE	0- 0		0- 0		0- 0	
0- 0	0- 0		0- 0		HOME	0- 0		0- 0		0- 0	
0- 0	0- 0		0- 0		AWAY	0- 0		0- 0		0- 0	
0- 0	0- 0		0- 0		NEUTRAL	0- 0		0- 0		0- 0	

RPI 1-25				RPI 26-50				RPI 51-100				RPI 101+ Team's RPI : 286			
RPI	S	Opponent	Score	RPI	S	Opponent	Score	RPI	S	Opponent	Score	RPI	S	Opponent	Score
								56	H	Maine	57 74	112	A	Hartford	57 67
								87	A	Boston College	46 83	134	N	Providence	64 72
												186	A	West Virginia	48 94
												199	A	Boston U.	65 67
												202	H	Holy Cross	62 81
												265	H	Brown	75 57
												265	N	Brown	68 84
												284	A	UMass Lowell	58 57
												315	A	New Hampshire	74 79
LAST 12 Division I GAMES:															
265	N	Brown	68 84	134	N	Providence	64 72								
315	A	New Hampshire	74 79	202	H	Holy Cross	62 81								
199	A	Boston U.	65 67	112	A	Hartford	57 67								
186	A	West Virginia	48 94	87	A	Boston College	46 83								
56	H	Maine	57 74	284	A	UMass Lowell	58 57								
265	H	Brown	75 57												

Non-Div I Games:

Bryant

Average RPI	Win:	216	WON-LOST	WINNING	LAST 10	STRENGTH OF	OPP. STRENGTH	TEAM	ADJ.	CONF.	ADJ CONF.
Average RPI	Loss:	59	RECORD	PCT. RANK	GAMES	SCHEDULE	OF SCHEDULE	RPI	RPI	RPI	RPI
DIV. I ONLY		9- 3	60	7-3	142	108	42	42	26	26	
DIV. I NON-CONF.		9- 3	62	0- 1	144	108	44	44	26	26	

TOTALS	RPI 1-25		RPI 26-50		W-L RECORDS	RPI 51-100		RPI 101-150		RPI 150+	
9- 3	0- 2		0- 0		OVERALL	1- 0		1- 0		7- 1	
4- 0	0- 0		0- 0		HOME	1- 0		1- 0		2- 0	
3- 3	0- 2		0- 0		AWAY	0- 0		0- 0		3- 1	
2- 0	0- 0		0- 0		NEUTRAL	0- 0		0- 0		2- 0	
9- 3	0- 2		0- 0		NON-CONFERENCE	1- 0		1- 0		7- 1	
4- 0	0- 0		0- 0		HOME	1- 0		1- 0		2- 0	
3- 3	0- 2		0- 0		AWAY	0- 0		0- 0		3- 1	
2- 0	0- 0		0- 0		NEUTRAL	0- 0		0- 0		2- 0	
0- 0	0- 0		0- 0		CONFERENCE	0- 0		0- 0		0- 0	
0- 0	0- 0		0- 0		HOME	0- 0		0- 0		0- 0	
0- 0	0- 0		0- 0		AWAY	0- 0		0- 0		0- 0	
0- 0	0- 0		0- 0		NEUTRAL	0- 0		0- 0		0- 0	

RPI	S	Opponent	Score	RPI	S	Opponent	Score	Team's RPI: 42	RPI	S	Opponent	Score	RPI	S	Opponent	Score
5	A	Syracuse	56 70						71	H	Quinnipiac	75 58	124	H	Youngstown St.	73 68
6	A	Iowa St.	61 86										167	A	Drexel	42 64
													212	N	Massachusetts	77 58
													239	A	Monmouth	70 32
													248	A	St. Bonaventure	77 46
													249	H	Rider	80 59
													260	H	Iona	81 43
													265	A	Brown	91 78
													277	N	Fairfield	77 54

LAST 12 Division I GAMES:																
265	A	Brown	91 78	6	A	Iowa St.	61 86		124	H	Youngstown St.	73 68				
277	N	Fairfield	77 54						249	H	Rider	80 59				
212	N	Massachusetts	77 58						260	H	Iona	81 43				
5	A	Syracuse	56 70						248	A	St. Bonaventure	77 46				
167	A	Drexel	42 64						239	A	Monmouth	70 32				
71	H	Quinnipiac	75 58													

Non-Div I Games:

Bucknell I

Average RPI Win:	212	WON-LOST	WINNING	LAST 10	STRENGTH OF	OPP. STRENGTH	TEAM	ADJ.	CONF.	ADJ CONF.
Average RPI Loss:	25	RECORD	PCT. RANK	GAMES	SCHEDULE	OF SCHEDULE	RPI	RPI	RPI	RPI
DIV. I ONLY	8- 3	71	7-3	177	38	58	58	9	9	
DIV. I NON-CONF.	8- 3	72	1- 0	176	42	56	56	9	9	

TOTALS	RPI 1-25	RPI 26-50	W-L RECORDS	RPI 51-100	RPI 101-150	RPI 150+				
8- 3	0- 2	1- 0	OVERALL	0- 1	1- 0	6- 0				
2- 1	0- 1	0- 0	HOME	0- 0	0- 0	2- 0				
4- 2	0- 1	0- 0	AWAY	0- 1	0- 0	4- 0				
2- 0	0- 0	1- 0	NEUTRAL	0- 0	1- 0	0- 0				
8- 3	0- 2	1- 0	NON-CONFERENCE	0- 1	1- 0	6- 0				
2- 1	0- 1	0- 0	HOME	0- 0	0- 0	2- 0				
4- 2	0- 1	0- 0	AWAY	0- 1	0- 0	4- 0				
2- 0	0- 0	1- 0	NEUTRAL	0- 0	1- 0	0- 0				
0- 0	0- 0	0- 0	CONFERENCE	0- 0	0- 0	0- 0				
0- 0	0- 0	0- 0	HOME	0- 0	0- 0	0- 0				
0- 0	0- 0	0- 0	AWAY	0- 0	0- 0	0- 0				
0- 0	0- 0	0- 0	NEUTRAL	0- 0	0- 0	0- 0				

RPI 1-25				RPI 26-50				RPI 51-100 Team's RPI: 58				RPI 101+			
RPI	S	Opponent	Score	RPI	S	Opponent	Score	RPI	S	Opponent	Score	RPI	S	Opponent	Score
3	A	Oregon	82 102	33	N	South Dakota St.	61 55	69	A	Dayton	59 72	106	N	Georgetown	73 64
4	H	Stanford	55 62									222	A	UMES	69 63
												231	A	Dartmouth	75 69
												248	H	St. Bonaventure	90 43
												262	A	Central Conn. St.	82 69
												268	H	Niagara	88 61
												329	A	Canisius	84 66

LAST 12 Division I GAMES:															
262	A	Central Conn. St.	82 69	248	H	St. Bonaventure	90 43	4	H	Stanford	55 62				
33	N	South Dakota St.	61 55					231	A	Dartmouth	75 69				
106	N	Georgetown	73 64					69	A	Dayton	59 72				
3	A	Oregon	82 102					329	A	Canisius	84 66				
268	H	Niagara	88 61												
222	A	UMES	69 63												

Non-Div I Games:

Buffalo

Butler

Through Games Of Dec. 31, 2018																							
Average RPI Win: 191		WON-LOST RECORD		WINNING PCT. RANK		LAST 10 GAMES		STRENGTH OF SCHEDULE		OPP. STRENGTH OF SCHEDULE		TEAM RPI		ADJ. RPI		CONF. RPI		ADJ CONF. RPI					
Average RPI Loss: 12																							
DIV. I ONLY		12- 1		11		9-1		109		162		17		17		4		4					
DIV. I NON-CONF.		10- 1		19		0- 0		143		216		25		25		4		4					
<hr/>																							
TOTALS		RPI 1-25		RPI 26-50		W-L RECORDS		RPI 51-100		RPI 101-150		RPI 150+											
12- 1		0- 1		1- 0		OVERALL		0- 0		2- 0		9- 0											
7- 0		0- 0		0- 0		HOME		0- 0		0- 0		7- 0											
3- 1		0- 1		1- 0		AWAY		0- 0		1- 0		1- 0											
2- 0		0- 0		0- 0		NEUTRAL		0- 0		1- 0		1- 0											
10- 1		0- 1		0- 0		NON-CONFERENCE		0- 0		1- 0		9- 0											
7- 0		0- 0		0- 0		HOME		0- 0		0- 0		7- 0											
1- 1		0- 1		0- 0		AWAY		0- 0		0- 0		1- 0											
2- 0		0- 0		0- 0		NEUTRAL		0- 0		1- 0		1- 0											
2- 0		0- 0		1- 0		CONFERENCE		0- 0		1- 0		0- 0											
0- 0		0- 0		0- 0		HOME		0- 0		0- 0		0- 0											
2- 0		0- 0		1- 0		AWAY		0- 0		1- 0		0- 0											
0- 0		0- 0		0- 0		NEUTRAL		0- 0		0- 0		0- 0											
<hr/>																							
RPI 1-25 Team's RPI: 17				RPI 26-50				RPI 51-100				RPI 101+											
RPI	S	Opponent		Score		RPI	S	Opponent		Score		RPI	S	Opponent		Score		RPI 101+					
12	A	Indiana		46 66		31	A	Villanova		63 55													
<hr/>																							
LAST 12 Division I GAMES:																							
12	A	Indiana		46 66		106	A	Georgetown		59 50													
235	H	Ball St.		64 47		31	A	Villanova		63 55													
195	H	Illinois St.		58 56		221	N	Eastern Mich.		73 63													
284	H	UMass Lowell		89 36		144	N	Ohio St.		66 53													
247	H	Western Ill.		92 51		171	H	Indiana St.		72 49													
253	H	Murray St.		86 65		207	A	Akron		63 47													

Butler

Non-Div I Games:

Butler

Average RPI Win:	190	WON-LOST	WINNING	LAST 10	STRENGTH OF	OPP. STRENGTH	TEAM	ADJ.	CONF.	ADJ CONF.
Average RPI Loss:	225	RECORD	PCT. RANK	GAMES	SCHEDULE	OF SCHEDULE	RPI	RPI	RPI	RPI

DIV. I ONLY	2- 9	298	2-8	268	288	313	313	30	30
DIV. I NON-CONF.	2- 9	296	0- 1	267	289	314	314	30	30

TOTALS	RPI 1-25	RPI 26-50	W-L RECORDS	RPI 51-100	RPI 101-150	RPI 150+			
2- 9	0- 0	0- 0	OVERALL	1- 1	0- 1	1- 7			
1- 1	0- 0	0- 0	HOME	1- 0	0- 0	0- 1			
1- 8	0- 0	0- 0	AWAY	0- 1	0- 1	1- 6			
0- 0	0- 0	0- 0	NEUTRAL	0- 0	0- 0	0- 0			
2- 9	0- 0	0- 0	NON-CONFERENCE	1- 1	0- 1	1- 7			
1- 1	0- 0	0- 0	HOME	1- 0	0- 0	0- 1			
1- 8	0- 0	0- 0	AWAY	0- 1	0- 1	1- 6			
0- 0	0- 0	0- 0	NEUTRAL	0- 0	0- 0	0- 0			
0- 0	0- 0	0- 0	CONFERENCE	0- 0	0- 0	0- 0			
0- 0	0- 0	0- 0	HOME	0- 0	0- 0	0- 0			
0- 0	0- 0	0- 0	AWAY	0- 0	0- 0	0- 0			
0- 0	0- 0	0- 0	NEUTRAL	0- 0	0- 0	0- 0			

RPI 1-25	RPI 26-50	RPI 51-100	RPI 101+ Team's RPI: 313
RPI S Opponent Score	RPI S Opponent Score	RPI S Opponent Score	RPI S Opponent Score
		70 A Oregon St. 52 92	136 A UC Irvine 78 85
		85 H Wright St. 76 74	178 H UC Riverside 67 79
			224 A Cal St. Fullerton 56 64
			250 A SMU 43 49
			258 A North Texas 59 71
			288 A San Jose St. 72 82
			295 A UC Santa Barbara 56 48
			297 A Omaha 46 53
			325 A UTEP 47 53
LAST 12 Division I GAMES:			
136 A UC Irvine 78 85	178 H UC Riverside 67 79	70 A Oregon St. 52 92	258 A North Texas 59 71
288 A San Jose St. 72 82	250 A SMU 43 49	297 A Omaha 46 53	224 A Cal St. Fullerton 56 64
325 A UTEP 47 53	295 A UC Santa Barbara 56 48		
295 A UC Santa Barbara 56 48	85 H Wright St. 76 74		

Non-Div I Games: Whittier 74 46 Westcliff 91 37

Average RPI	Win:	225	WON-LOST	WINNING	LAST 10	STRENGTH OF	OPP. STRENGTH	TEAM	ADJ.	CONF.	ADJ CONF.
Average RPI	Loss:	57	RECORD	PCT. RANK	GAMES	SCHEDULE	OF SCHEDULE	RPI	RPI	RPI	RPI
DIV. I ONLY		6- 8		197	5-5	103	55	135	135	21	21
DIV. I NON-CONF.		6- 8		199	0- 1	100	53	135	135	21	21

TOTALS	RPI 1-25		RPI 26-50		W-L RECORDS	RPI 51-100		RPI 101-150		RPI 150+	
6- 8	0- 3		0- 0		OVERALL	0- 4		1- 1		5- 0	
4- 2	0- 0		0- 0		HOME	0- 1		1- 1		3- 0	
2- 6	0- 3		0- 0		AWAY	0- 3		0- 0		2- 0	
0- 0	0- 0		0- 0		NEUTRAL	0- 0		0- 0		0- 0	
6- 8	0- 3		0- 0		NON-CONFERENCE	0- 4		1- 1		5- 0	
4- 2	0- 0		0- 0		HOME	0- 1		1- 1		3- 0	
2- 6	0- 3		0- 0		AWAY	0- 3		0- 0		2- 0	
0- 0	0- 0		0- 0		NEUTRAL	0- 0		0- 0		0- 0	
0- 0	0- 0		0- 0		CONFERENCE	0- 0		0- 0		0- 0	
0- 0	0- 0		0- 0		HOME	0- 0		0- 0		0- 0	
0- 0	0- 0		0- 0		AWAY	0- 0		0- 0		0- 0	
0- 0	0- 0		0- 0		NEUTRAL	0- 0		0- 0		0- 0	

RPI	S	Opponent	Score	RPI	S	Opponent	Score	RPI	S	Opponent	Score	RPI	S	Opponent	Score	Team's RPI: 135
4	A	Stanford	43 69					54	A	Southern Cal i forn i a	42 58	103	H	Washington St.	65 52	
10	A	Drake	63 73					76	A	Bo i se St.	63 74	115	H	Loyol a Marymount	53 72	
14	A	Cal i forn i a	42 67					86	H	Harvard	55 75	184	A	Santa Clara	53 38	
								96	A	I daho	73 88	211	H	San Diego St.	77 74	
												267	H	Cal i forn i a Baptist	73 67	
												288	H	San Jose St.	76 40	
												297	A	Omaha	64 52	

LAST 12 Division I GAMES:																
86	H	Harvard	55 75	4	A	Stanford	43 69									
184	A	Santa Clara	53 38	288	H	San Jose St.	76 40									
267	H	Cal i forn i a Baptist	73 67	54	A	Southern Cal i forn i a	42 58									
103	H	Washington St.	65 52	211	H	San Diego St.	77 74									
10	A	Drake	63 73	115	H	Loyol a Marymount	53 72									
297	A	Omaha	64 52	14	A	Cal i forn i a	42 67									

Non-Div I Games:

CSUN

C
a
l
P
o
l
y

Cal Poly		Through Games Of Dec. 31, 2018									
Average RPI	Win:	280	WON-LOST	WINNING	LAST 10	STRENGTH OF	OPP. STRENGTH	TEAM	ADJ.	CONF.	ADJ CONF.
Average RPI	Loss:	136	RECORD	PCT. RANK	GAMES	SCHEDULE	OF SCHEDULE	RPI	RPI	RPI	RPI
DIV. I ONLY		2- 8	292	2-8	272	91	301	301	21	21	
DIV. I NON-CONF.		2- 8	290	0- 1	271	88	301	301	21	21	

TOTALS	RPI 1-25		RPI 26-50		W-L RECORDS	RPI 51-100		RPI 101-150		RPI 150+	
2- 8	0- 0		0- 2		OVERALL	0- 1		0- 1		2- 4	
1- 3	0- 0		0- 1		HOME	0- 0		0- 0		1- 2	
1- 4	0- 0		0- 1		AWAY	0- 1		0- 1		1- 1	
0- 1	0- 0		0- 0		NEUTRAL	0- 0		0- 0		0- 1	
2- 8	0- 0		0- 2		NON-CONFERENCE	0- 1		0- 1		2- 4	
1- 3	0- 0		0- 1		HOME	0- 0		0- 0		1- 2	
1- 4	0- 0		0- 1		AWAY	0- 1		0- 1		1- 1	
0- 1	0- 0		0- 0		NEUTRAL	0- 0		0- 0		0- 1	
0- 0	0- 0		0- 0		CONFERENCE	0- 0		0- 0		0- 0	
0- 0	0- 0		0- 0		HOME	0- 0		0- 0		0- 0	
0- 0	0- 0		0- 0		AWAY	0- 0		0- 0		0- 0	
0- 0	0- 0		0- 0		NEUTRAL	0- 0		0- 0		0- 0	

C
a
l
P
o
l
y

RPI 1-25				RPI 26-50				RPI 51-100				RPI 101+ Team's RPI: 301			
RPI	S	Opponent	Score	RPI	S	Opponent	Score	RPI	S	Opponent	Score	RPI	S	Opponent	Score
				37	A	UCLA	35 81	70	A	Oregon St.	54 79	113	A	Fresno St.	58 76
				48	H	Saint Mary's (CA)	51 69					177	H	Illinois	51 74
												198	H	Pepperdine	63 70
												216	A	Sacramento St.	85 88
												228	N	San Francisco	62 65
												243	H	Eastern Wash.	59 55
												317	A	Seattle U	60 50

LAST 12 Division I GAMES:															
				37	A	UCLA	35 81	317	A	Seattle U	60 50				
				113	A	Fresno St.	58 76	48	H	Saint Mary's (CA)	51 69				
				216	A	Sacramento St.	85 88	243	H	Eastern Wash.	59 55				
				70	A	Oregon St.	54 79	198	H	Pepperdine	63 70				
								177	H	Illinois	51 74				
								228	N	San Francisco	62 65				

Non-Div I Games: Academy of Art 87 65

Cal Poly

Average RPI Win: 286

Average RPI Loss: 143

WON-LOST
RECORDWINNING
PCT. RANKLAST 10
GAMESSTRENGTH OF
SCHEDULEOPP. STRENGTH
OF SCHEDULETEAM
RPIADJ.
RPICONF.
RPIADJ CONF.
RPIDIV. I ONLY
DIV. I NON-CONF.7- 5
7- 5128
1336-4
1- 0305
305229
223224
223224
22321
2121
21

TOTALS

RPI 1-25

RPI 26-50

W-L RECORDS

RPI 51-100

RPI 101-150

RPI 150+

7- 5
3- 3
4- 2
0- 00- 0
0- 0
0- 0
0- 00- 0
0- 0
0- 0
0- 0OVERALL
HOME
AWAY
NEUTRAL0- 1
0- 1
0- 0
0- 00- 2
0- 0
0- 2
0- 07- 2
3- 2
4- 0
0- 07- 5
3- 3
4- 2
0- 00- 0
0- 0
0- 0
0- 00- 0
0- 0
0- 0
0- 0NON-CONFERENCE
HOME
AWAY
NEUTRAL0- 1
0- 1
0- 0
0- 00- 2
0- 0
0- 2
0- 07- 2
3- 2
4- 0
0- 00- 0
0- 0
0- 0
0- 00- 0
0- 0
0- 0
0- 00- 0
0- 0
0- 0
0- 0CONFERENCE
HOME
AWAY
NEUTRAL0- 0
0- 0
0- 0
0- 00- 0
0- 0
0- 0
0- 00- 0
0- 0
0- 0
0- 0

RPI 1-25

RPI 26-50

RPI 51-100

RPI 101+

Team's RPI: 224

RPI S Opponent Score

RPI S Opponent Score

RPI S Opponent Score

RPI S Opponent Score

66 H Pacific 64 72

118 A Washington 74 83

138 A Portland 74 83

184 H Santa Clara 60 64

211 H San Diego St. 72 83

231 H Dartmouth 67 62

267 A California Baptist 79 65

280 A Saint Peter's 69 45

283 H Utah Valley 56 55

311 A Columbia 61 58

313 H CSU Bakersfield 64 56

317 A Seattle U 57 54

LAST 12 Division I GAMES:

283 H Utah Valley	56	55	311 A Columbia	61	58
66 H Pacific	64	72	313 H CSU Bakersfield	64	56
280 A Saint Peter's	69	45	231 H Dartmouth	67	62
267 A California Baptist	79	65	138 A Portland	74	83
118 A Washington	74	83	184 H Santa Clara	60	64
317 A Seattle U	57	54	211 H San Diego St.	72	83

Cal St. Fullerton

Cal St. Fullerton

Non-Div I Games: Antelope Valley 77 65

Cal St. Fullerton

Loss, Non-Conf, S Site, H Home A Away N Neutral

Average RPI	Win: 117	WON-LOST	WINNING	LAST 10	STRENGTH OF	OPP. STRENGTH	TEAM	ADJ.	CONF.	ADJ CONF.
Average RPI	Loss: 44	RECORD	PCT. RANK	GAMES	SCHEDULE	OF SCHEDULE	RPI	RPI	RPI	RPI
DIV. I ONLY	9- 2	42	8-2	22	63	14	14	2	2	
DIV. I NON-CONF.	9- 2	43	0- 1	25	59	14	14	2	2	

TOTALS	RPI 1-25	RPI 26-50	W-L RECORDS	RPI 51-100	RPI 101-150	RPI 150+				
9- 2	0- 1	2- 0	OVERALL	2- 1	3- 0	2- 0				
3- 2	0- 1	0- 0	HOME	0- 1	2- 0	1- 0				
4- 0	0- 0	2- 0	AWAY	0- 0	1- 0	1- 0				
2- 0	0- 0	0- 0	NEUTRAL	2- 0	0- 0	0- 0				
9- 2	0- 1	2- 0	NON-CONFERENCE	2- 1	3- 0	2- 0				
3- 2	0- 1	0- 0	HOME	0- 1	2- 0	1- 0				
4- 0	0- 0	2- 0	AWAY	0- 0	1- 0	1- 0				
2- 0	0- 0	0- 0	NEUTRAL	2- 0	0- 0	0- 0				
0- 0	0- 0	0- 0	CONFERENCE	0- 0	0- 0	0- 0				
0- 0	0- 0	0- 0	HOME	0- 0	0- 0	0- 0				
0- 0	0- 0	0- 0	AWAY	0- 0	0- 0	0- 0				
0- 0	0- 0	0- 0	NEUTRAL	0- 0	0- 0	0- 0				

RPI	S	Opponent	Score	RPI	S	Opponent	Score	RPI	S	Opponent	Score	RPI	S	Opponent	Score
2	H	UConn	66 76	47	A	BYU	70 52	65	N	Tulane	65 57	102	A	Penn St.	75 58
				48	A	Saint Mary's (CA)	81 78	66	N	Pacific	81 69	107	H	Houston	80 79
								86	H	Harvard	79 85	135	H	CSUN	67 42
												185	A	San Diego	70 53
												295	H	UC Santa Barbara	69 45
LAST 12 Division I GAMES:															
86	H	Harvard	79 85	48	A	Saint Mary's (CA)	81 78	135	H	CSUN	67 42	65	N	Tulane	65 57
2	H	UConn	66 76	66	N	Pacific	81 69	66	N	Pacific	81 69	107	H	Houston	80 79
295	H	UC Santa Barbara	69 45	102	A	Penn St.	75 58	47	A	BYU	70 52	102	A	Penn St.	75 58
107	H	Houston	80 79	107	H	Houston	80 79								

Non-Div I Games:

Cal i forni a

Average RPI Win:	236	WON-LOST	WINNING	LAST 10	STRENGTH OF	OPP. STRENGTH	TEAM	ADJ.	CONF.	ADJ CONF.
Average RPI Loss:	154	RECORD	PCT. RANK	GAMES	SCHEDULE	OF SCHEDULE	RPI	RPI	RPI	RPI
DIV. I ONLY	3- 6	243	5-5	285	137	267	267	30	30	
DIV. I NON-CONF.	3- 6	241	1- 0	285	134	268	268	30	30	

TOTALS	RPI 1-25	RPI 26-50	W-L RECORDS	RPI 51-100	RPI 101-150	RPI 150+				
3- 6	0- 0	0- 1	OVERALL	0- 0	0- 2	3- 3				
1- 2	0- 0	0- 0	HOME	0- 0	0- 1	1- 1				
2- 3	0- 0	0- 0	AWAY	0- 0	0- 1	2- 2				
0- 1	0- 0	0- 1	NEUTRAL	0- 0	0- 0	0- 0				
3- 6	0- 0	0- 1	NON-CONFERENCE	0- 0	0- 2	3- 3				
1- 2	0- 0	0- 0	HOME	0- 0	0- 1	1- 1				
2- 3	0- 0	0- 0	AWAY	0- 0	0- 1	2- 2				
0- 1	0- 0	0- 1	NEUTRAL	0- 0	0- 0	0- 0				
0- 0	0- 0	0- 0	CONFERENCE	0- 0	0- 0	0- 0				
0- 0	0- 0	0- 0	HOME	0- 0	0- 0	0- 0				
0- 0	0- 0	0- 0	AWAY	0- 0	0- 0	0- 0				
0- 0	0- 0	0- 0	NEUTRAL	0- 0	0- 0	0- 0				

RPI	S	Opponent	Score	RPI	S	Opponent	Score	RPI	S	Opponent	Score	RPI	S	Opponent	Score	Team's RPI: 267
47	N	BYU	69 76									129	H	Idaho St.	57 72	
												135	A	CSUN	67 73	
												176	A	Northern Ariz.	88 91	
												178	H	UC Riverside	65 57	
												211	A	San Diego St.	67 83	
												224	H	Cal St. Fullerton	65 79	
												234	A	Long Beach St.	85 83	
												295	A	UC Santa Barbara	76 64	
LAST 12 Division I GAMES:																
295	A	UC Santa Barbara	76 64	211	A	San Diego St.	67 83									
178	H	UC Riverside	65 57	176	A	Northern Ariz.	88 91									
135	A	CSUN	67 73	224	H	Cal St. Fullerton	65 79									
47	N	BYU	69 76	234	A	Long Beach St.	85 83									
				129	H	Idaho St.	57 72									

Non-Div I Games: La Sierra 91 44 Notre Dame de Namur 80 47 Fresno Pacific 93 71

Average RPI Win: 304
Average RPI Loss: 109

WON-LOST
RECORD

WINNING
PCT. RANK

LAST 10
GAMES

STRENGTH OF
SCHEDULE

OPP. STRENGTH
OF SCHEDULE

TEAM
RPI

ADJ.
RPI

CONF.
RPI

ADJ CONF.
RPI

DIV. I ONLY	6- 3	91	8-2	298	268	191	191	29	29
DIV. I NON-CONF.	6- 3	91	1- 0	298	266	190	190	29	29
<hr/>									
TOTALS	RPI 1-25	RPI 26-50	W-L RECORDS	RPI 51-100	RPI 101-150	RPI 150+			
6- 3	0- 0	0- 1	OVERALL	0- 1	0- 0	6- 1			
2- 2	0- 0	0- 1	HOME	0- 0	0- 0	2- 1			
3- 1	0- 0	0- 0	AWAY	0- 1	0- 0	3- 0			
1- 0	0- 0	0- 0	NEUTRAL	0- 0	0- 0	1- 0			
6- 3	0- 0	0- 1	NON-CONFERENCE	0- 1	0- 0	6- 1			
2- 2	0- 0	0- 1	HOME	0- 0	0- 0	2- 1			
3- 1	0- 0	0- 0	AWAY	0- 1	0- 0	3- 0			
1- 0	0- 0	0- 0	NEUTRAL	0- 0	0- 0	1- 0			
0- 0	0- 0	0- 0	CONFERENCE	0- 0	0- 0	0- 0			
0- 0	0- 0	0- 0	HOME	0- 0	0- 0	0- 0			
0- 0	0- 0	0- 0	AWAY	0- 0	0- 0	0- 0			
0- 0	0- 0	0- 0	NEUTRAL	0- 0	0- 0	0- 0			

RPI 1-25				RPI 26-50				RPI 51-100				RPI 101+ Team's RPI: 191			
RPI	S	Opponent	Score	RPI	S	Opponent	Score	RPI	S	Opponent	Score	RPI	S	Opponent	Score
				36	H	Old Domini on	59 83	87	A	Boston Colle ge	56 76	204	H	Howard	64 69
												273	H	UNC Greensboro	53 49
												279	A	Norfol k St.	57 49
												297	N	Omaha	65 52
												302	A	Western Caro.	63 37
												335	A	FIU	59 54
												338	H	Col. of Charleston	66 65
<hr/>															
LAST 12 Division I GAMES:															
				87	A	Boston Colle ge	56 76	335	A	FIU	59 54				
				204	H	Howard	64 69	302	A	Western Caro.	63 37				
				273	H	UNC Greensboro	53 49	36	H	Old Domini on	59 83				
				297	N	Omaha	65 52								
				279	A	Norfol k St.	57 49								
				338	H	Col. of Charleston	66 65								

Non-Div I Games: William Peace 65 36 Columbi a (SC) 93 46

Campbel I

Average RPI Win:	296	WON-LOST	WINNING	LAST 10	STRENGTH OF	OPP. STRENGTH	TEAM	ADJ.	CONF.	ADJ CONF.
Average RPI Loss:	196	RECORD	PCT. RANK	GAMES	SCHEDULE	OF SCHEDULE	RPI	RPI	RPI	RPI
DIV. I ONLY	2- 9	298	2-8	258	309	329	329	27	27	
DIV. I NON-CONF.	2- 9	296	1- 0	256	308	330	330	27	27	

TOTALS	RPI 1-25	RPI 26-50	W-L RECORDS	RPI 51-100	RPI 101-150	RPI 150+				
2- 9	0- 0	0- 0	OVERALL	0- 1	0- 2	2- 6				
1- 5	0- 0	0- 0	HOME	0- 1	0- 2	1- 2				
1- 4	0- 0	0- 0	AWAY	0- 0	0- 0	1- 4				
0- 0	0- 0	0- 0	NEUTRAL	0- 0	0- 0	0- 0				
2- 9	0- 0	0- 0	NON-CONFERENCE	0- 1	0- 2	2- 6				
1- 5	0- 0	0- 0	HOME	0- 1	0- 2	1- 2				
1- 4	0- 0	0- 0	AWAY	0- 0	0- 0	1- 4				
0- 0	0- 0	0- 0	NEUTRAL	0- 0	0- 0	0- 0				
0- 0	0- 0	0- 0	CONFERENCE	0- 0	0- 0	0- 0				
0- 0	0- 0	0- 0	HOME	0- 0	0- 0	0- 0				
0- 0	0- 0	0- 0	AWAY	0- 0	0- 0	0- 0				
0- 0	0- 0	0- 0	NEUTRAL	0- 0	0- 0	0- 0				

RPI 1-25				RPI 26-50				RPI 51-100				RPI 101+				Team's RPI : 329	
RPI	S	Opponent	Score	RPI	S	Opponent	Score	RPI	S	Opponent	Score	RPI	S	Opponent	Score		
								58	H	Buffal o	66	84	124	H	Youngstown St.	36	62
													131	H	Mi ami (OH)	59	62
													154	H	Bowl ing Green	53	74
													207	A	Akron	53	62
													240	A	Oakl and	60	71
													248	A	St. Bonaventure	94	100
													274	H	UTRGV	53	57
													292	H	Vermont	67	46
													300	A	Al bany (NY)	48	42
													328	A	Col gate	53	67
LAST 12 Di vi si on I GAMES:																	
124	H	Youngstown St.	36	62	292	H	Vermont	67	46	207	A	Akron	53	62			
300	A	Al bany (NY)	48	42	154	H	Bowl ing Green	53	74	58	H	Buffal o	66	84			
240	A	Oakl and	60	71	131	H	Mi ami (OH)	59	62								
328	A	Col gate	53	67													
274	H	UTRGV	53	57													
248	A	St. Bonaventure	94	100													

Non-Div I Games:

Canisius

Average RPI Win:	350	WON-LOST	WINNING	LAST 10	STRENGTH OF	OPP. STRENGTH	TEAM	ADJ.	CONF.	ADJ CONF.
Average RPI Loss:	167	RECORD	PCT. RANK	GAMES	SCHEDULE	OF SCHEDULE	RPI	RPI	RPI	RPI
DIV. I ONLY	1- 6	318	4-6	227	318	304	304	22	22	
DIV. I NON-CONF.	1- 5	309	0- 0	168	262	267	267	22	22	

TOTALS	RPI 1-25	RPI 26-50	W-L RECORDS	RPI 51-100	RPI 101-150	RPI 150+				
1- 6	0- 0	0- 1	OVERALL	0- 1	0- 2	1- 2				
0- 2	0- 0	0- 0	HOME	0- 0	0- 1	0- 1				
1- 4	0- 0	0- 1	AWAY	0- 1	0- 1	1- 1				
0- 0	0- 0	0- 0	NEUTRAL	0- 0	0- 0	0- 0				
1- 5	0- 0	0- 1	NON-CONFERENCE	0- 1	0- 2	1- 1				
0- 1	0- 0	0- 0	HOME	0- 0	0- 1	0- 0				
1- 4	0- 0	0- 1	AWAY	0- 1	0- 1	1- 1				
0- 0	0- 0	0- 0	NEUTRAL	0- 0	0- 0	0- 0				
0- 1	0- 0	0- 0	CONFERENCE	0- 0	0- 0	0- 1				
0- 1	0- 0	0- 0	HOME	0- 0	0- 0	0- 1				
0- 0	0- 0	0- 0	AWAY	0- 0	0- 0	0- 0				
0- 0	0- 0	0- 0	NEUTRAL	0- 0	0- 0	0- 0				

RPI 1-25				RPI 26-50				RPI 51-100				RPI 101+				Team's RPI: 304
RPI	S	Opponent	Score	RPI	S	Opponent	Score	RPI	S	Opponent	Score	RPI	S	Opponent	Score	
				41	A	Texas A&M	27 84	68	A	Kansas St.	54 70	132	H	South Alabama	50 58	
												142	A	Oklahoma	52 65	
												291	A	Jackson St.	56 65	
												326	H	A&M-Corpus Christi	65 73	
												350	A	Alcorn	57 46	

LAST 12 Division I GAMES:																
132	H	South Alabama	50 58	326	H	A&M-Corpus Christi	65 73	68	A	Kansas St.	54 70	41	A	Texas A&M	27 84	
291	A	Jackson St.	56 65					142	A	Oklahoma	52 65	350	A	Alcorn	57 46	

Non-Div I Games: Central Baptist 55 34 Crowley's Ridge 91 33 Williams Baptist 70 35 Hendrix 72 40 Central Ark.

Average RPI Win:	316	WON-LOST	WINNING	LAST 10	STRENGTH OF	OPP. STRENGTH	TEAM	ADJ.	CONF.	ADJ CONF.
Average RPI Loss:	134	RECORD	PCT. RANK	GAMES	SCHEDULE	OF SCHEDULE	RPI	RPI	RPI	RPI
DIV. I ONLY	3- 7	255	3-7	224	217	262	262	31	31	
DIV. I NON-CONF.	3- 7	255	0- 1	219	214	261	261	31	31	

TOTALS	RPI 1-25	RPI 26-50	W-L RECORDS	RPI 51-100	RPI 101-150	RPI 150+				
3- 7	0- 1	0- 0	OVERALL	0- 1	0- 3	3- 2				
1- 3	0- 0	0- 0	HOME	0- 1	0- 2	1- 0				
2- 4	0- 1	0- 0	AWAY	0- 0	0- 1	2- 2				
0- 0	0- 0	0- 0	NEUTRAL	0- 0	0- 0	0- 0				
3- 7	0- 1	0- 0	NON-CONFERENCE	0- 1	0- 3	3- 2				
1- 3	0- 0	0- 0	HOME	0- 1	0- 2	1- 0				
2- 4	0- 1	0- 0	AWAY	0- 0	0- 1	2- 2				
0- 0	0- 0	0- 0	NEUTRAL	0- 0	0- 0	0- 0				
0- 0	0- 0	0- 0	CONFERENCE	0- 0	0- 0	0- 0				
0- 0	0- 0	0- 0	HOME	0- 0	0- 0	0- 0				
0- 0	0- 0	0- 0	AWAY	0- 0	0- 0	0- 0				
0- 0	0- 0	0- 0	NEUTRAL	0- 0	0- 0	0- 0				

RPI 1-25				RPI 26-50				RPI 51-100				RPI 101+ Team's RPI: 262			
RPI	S	Opponent	Score	RPI	S	Opponent	Score	RPI	S	Opponent	Score	RPI	S	Opponent	Score
24	A	Rutgers	44 73					58	H	Buffal o	69 82	112	H	Hartford	52 54
												125	A	Yale	46 58
												139	H	Lehi gh	62 88
												212	A	Massachusetts	59 74
												265	A	Brown	63 68
												300	A	Al bany (NY)	60 53
												315	H	New Hampshi re	56 47
												332	A	Morgan St.	60 36

LAST 12 Division I GAMES:															
112	H	Hartford	52 54	58	H	Buffal o	69 82	332	A	Morgan St.	60 36	212	A	Massachusetts	59 74
125	A	Yale	46 58					24	A	Rutgers	44 73				
315	H	New Hampshi re	56 47					139	H	Lehi gh	62 88				
300	A	Al bany (NY)	60 53					265	A	Brown	63 68				

Non-Div I Games:

Central Conn. St.

Average RPI Win: 0 WON-LOST RECORD WINNING PCT. RANK LAST 10 GAMES STRENGTH OF SCHEDULE OPP. STRENGTH OF SCHEDULE TEAM RPI ADJ. RPI CONF. RPI ADJ CONF. RPI

DIV. I ONLY	0- 8	338	2-8	328	320	351	351	29	29
DIV. I NON-CONF.	0- 8	336	0- 1	327	317	351	351	29	29
TOTALS	RPI 1-25	RPI 26-50	W-L RECORDS	RPI 51-100	RPI 101-150	RPI 150+			
0- 8	0- 0	0- 0	OVERALL	0- 0	0- 2	0- 6			
0- 3	0- 0	0- 0	HOME	0- 0	0- 1	0- 2			
0- 5	0- 0	0- 0	AWAY	0- 0	0- 1	0- 4			
0- 0	0- 0	0- 0	NEUTRAL	0- 0	0- 0	0- 0			
0- 8	0- 0	0- 0	NON-CONFERENCE	0- 0	0- 2	0- 6			
0- 3	0- 0	0- 0	HOME	0- 0	0- 1	0- 2			
0- 5	0- 0	0- 0	AWAY	0- 0	0- 1	0- 4			
0- 0	0- 0	0- 0	NEUTRAL	0- 0	0- 0	0- 0			
0- 0	0- 0	0- 0	CONFERENCE	0- 0	0- 0	0- 0			
0- 0	0- 0	0- 0	HOME	0- 0	0- 0	0- 0			
0- 0	0- 0	0- 0	AWAY	0- 0	0- 0	0- 0			
0- 0	0- 0	0- 0	NEUTRAL	0- 0	0- 0	0- 0			

RPI 1-25				RPI 26-50				RPI 51-100				RPI 101+ Team's RPI: 351			
RPI	S	Opponent	Score	RPI	S	Opponent	Score	RPI	S	Opponent	Score	RPI	S	Opponent	Score
												108	H	Tennessee Tech	55 77
												150	A	Georgia	75 83
												200	H	Davidson	34 72
												232	H	Jacksonville	58 68
												245	A	Florida	60 70
												278	A	South Carolina St.	58 67
												298	A	North Florida	76 82
												338	A	Col. of Charleston	52 79
LAST 12 Division I GAMES:															
				245	A	Florida	60 70	278	A	South Carolina St.	58 67				
				338	A	Col. of Charleston	52 79	200	H	Davidson	34 72				
				150	A	Georgia	75 83								
				298	A	North Florida	76 82								
				232	H	Jacksonville	58 68								
				108	H	Tennessee Tech	55 77								

Non-Div I Games: Converse 101 50 Col umbi a (SC) 89 57 Erski ne 74 50

Charleston So.

C
h
a
r
l
o
t
t
e

C
h
a
r
l
o
t
t
e

Charlotte

Average RPI	Win: 197	WON-LOST RECORD	WINNING PCT. RANK	LAST 10 GAMES	STRENGTH OF SCHEDULE	OPP. STRENGTH OF SCHEDULE	TEAM RPI	ADJ. RPI	CONF. RPI	ADJ CONF. RPI
Average RPI	Loss: 41									
DIV. I ONLY	4- 10	262	2-8	15	87	121	121	23	23	
DIV. I NON-CONF.	4- 10	262	1- 0	16	84	120	120	23	23	

TOTALS	RPI 1-25	RPI 26-50	W-L RECORDS	RPI 51-100	RPI 101-150	RPI 150+				
4- 10	0- 3	0- 4	OVERALL	1- 3	0- 0	3- 0				
1- 5	0- 2	0- 2	HOME	0- 1	0- 0	1- 0				
1- 3	0- 1	0- 1	AWAY	0- 1	0- 0	1- 0				
2- 2	0- 0	0- 1	NEUTRAL	1- 1	0- 0	1- 0				
4- 10	0- 3	0- 4	NON-CONFERENCE	1- 3	0- 0	3- 0				
1- 5	0- 2	0- 2	HOME	0- 1	0- 0	1- 0				
1- 3	0- 1	0- 1	AWAY	0- 1	0- 0	1- 0				
2- 2	0- 0	0- 1	NEUTRAL	1- 1	0- 0	1- 0				
0- 0	0- 0	0- 0	CONFERENCE	0- 0	0- 0	0- 0				
0- 0	0- 0	0- 0	HOME	0- 0	0- 0	0- 0				
0- 0	0- 0	0- 0	AWAY	0- 0	0- 0	0- 0				
0- 0	0- 0	0- 0	NEUTRAL	0- 0	0- 0	0- 0				

RPI 1-25				RPI 26-50				RPI 51-100				RPI 101+ Team's RPI: 121			
RPI	S	Opponent	Score	RPI	S	Opponent	Score	RPI	S	Opponent	Score	RPI	S	Opponent	Score
7	H	Louisville	49 75	33	H	South Dakota St.	54 71	51	A	Northern Colo.	65 68	206	N	Saint Louis	71 61
8	H	NC State	58 78	40	A	Virginia Tech	59 74	56	N	Maine	66 61	257	A	Hampton	58 50
19	A	UCF	37 75	43	N	Central Mich.	50 73	62	N	Middle Tenn.	47 58	270	H	Liberty	75 60
				46	H	Belmont	51 67	98	H	UT Martin	79 81				

LAST 12 Division I GAMES:															
				51	A	Northern Colo.	65 68	56	N	Maine	66 61				
				33	H	South Dakota St.	54 71	62	N	Middle Tenn.	47 58				
				19	A	UCF	37 75	8	H	NC State	58 78				
				98	H	UT Martin	79 81	46	H	Belmont	51 67				
				43	N	Central Mich.	50 73	270	H	Liberty	75 60				
				206	N	Saint Louis	71 61	40	A	Virginia Tech	59 74				

Average RPI Win:	0	WON-LOST	WINNING	LAST 10	STRENGTH OF	OPP. STRENGTH	TEAM	ADJ.	CONF.	ADJ CONF.
Average RPI Loss:	199	RECORD	PCT. RANK	GAMES	SCHEDULE	OF SCHEDULE	RPI	RPI	RPI	RPI
DIV. I ONLY	0- 13	338	0-10	120	349	331	331	30	30	
DIV. I NON-CONF.	0- 13	336	0- 1	120	349	331	331	30	30	

TOTALS	RPI 1-25	RPI 26-50	W-L RECORDS	RPI 51-100	RPI 101-150	RPI 150+				
0- 13	0- 0	0- 0	OVERALL	0- 2	0- 4	0- 7				
0- 5	0- 0	0- 0	HOME	0- 0	0- 1	0- 4				
0- 7	0- 0	0- 0	AWAY	0- 2	0- 3	0- 2				
0- 1	0- 0	0- 0	NEUTRAL	0- 0	0- 0	0- 1				
0- 13	0- 0	0- 0	NON-CONFERENCE	0- 2	0- 4	0- 7				
0- 5	0- 0	0- 0	HOME	0- 0	0- 1	0- 4				
0- 7	0- 0	0- 0	AWAY	0- 2	0- 3	0- 2				
0- 1	0- 0	0- 0	NEUTRAL	0- 0	0- 0	0- 1				
0- 0	0- 0	0- 0	CONFERENCE	0- 0	0- 0	0- 0				
0- 0	0- 0	0- 0	HOME	0- 0	0- 0	0- 0				
0- 0	0- 0	0- 0	AWAY	0- 0	0- 0	0- 0				
0- 0	0- 0	0- 0	NEUTRAL	0- 0	0- 0	0- 0				

RPI 1-25				RPI 26-50				RPI 51-100				RPI 101+				Team's RPI: 331
RPI	S	Opponent	Score	RPI	S	Opponent	Score	RPI	S	Opponent	Score	RPI	S	Opponent	Score	
								75	A	Northwestern	35 97	110	A	Xavier	57 91	
								89	A	Northern Ill.	52 114	130	A	Wisconsin	38 85	
												137	A	Bradley	59 89	
												140	H	UAB	45 90	
												208	A	Morehead St.	68 104	
												254	A	Loyola Chicago	40 76	
												259	H	SIUE	66 82	
												265	H	Brown	65 90	
												271	N	St. Francis Brooklyn	73 110	
												306	H	Valparaiso	70 76	
												348	H	Evansville	58 67	
LAST 12 Division I GAMES:																
130	A	Wisconsin	38 85	265	H	Brown	65 90									
259	H	SIUE	66 82	137	A	Bradley	59 89									
306	H	Valparaiso	70 76	89	A	Northern Ill.	52 114									
254	A	Loyola Chicago	40 76	75	A	Northwestern	35 97									
140	H	UAB	45 90	271	N	St. Francis Brooklyn	73 110									
208	A	Morehead St.	68 104	348	H	Evansville	58 67									

Non-Div I Games:

Chicago St.

Cincinnati

Cincinnati					Through Games Of Dec. 31, 2018							
Average RPI	Win:	215	WON-LOST	WINNING	LAST 10	STRENGTH OF	OPP. STRENGTH	TEAM	ADJ.	CONF.	ADJ CONF.	
Average RPI	Loss:	127	RECORD	PCT. RANK	GAMES	SCHEDULE	OF SCHEDULE	RPI	RPI	RPI	RPI	
DIV. I ONLY		8- 5		115	6-4	165	224	143	143	8	8	
DIV. I NON-CONF.		8- 5		120	1- 0	165	220	142	142	8	8	

TOTALS		RPI 1-25		RPI 26-50		W-L RECORDS		RPI 51-100		RPI 101-150		RPI 150+
8- 5		0- 0		0- 1		OVERALL		0- 1		3- 2		5- 1
7- 1		0- 0		0- 1		HOME		0- 0		3- 0		4- 0
1- 4		0- 0		0- 0		AWAY		0- 1		0- 2		1- 1
0- 0		0- 0		0- 0		NEUTRAL		0- 0		0- 0		0- 0
8- 5		0- 0		0- 1		NON-CONFERENCE		0- 1		3- 2		5- 1
7- 1		0- 0		0- 1		HOME		0- 0		3- 0		4- 0
1- 4		0- 0		0- 0		AWAY		0- 1		0- 2		1- 1
0- 0		0- 0		0- 0		NEUTRAL		0- 0		0- 0		0- 0
0- 0		0- 0		0- 0		CONFERENCE		0- 0		0- 0		0- 0
0- 0		0- 0		0- 0		HOME		0- 0		0- 0		0- 0
0- 0		0- 0		0- 0		AWAY		0- 0		0- 0		0- 0
0- 0		0- 0		0- 0		NEUTRAL		0- 0		0- 0		0- 0

RPI 1-25				RPI 26-50				RPI 51-100				RPI 101+ Team's RPI: 143			
RPI	S	Opponent	Score	RPI	S	Opponent	Score	RPI	S	Opponent	Score	RPI	S	Opponent	Score
				36	H	Old Domini on	72 76	90	A	Pittsburgh	48 65	110	H	Xavier	79 61
												125	H	Yale	66 52
												131	A	Mi ami (OH)	65 78
												141	H	VCU	66 54
												144	A	Ohio St.	56 69
												204	H	Howard	85 51
												206	A	Saint Louis	51 50
												235	A	Ball St.	63 75
												272	H	ETSU	77 64
												320	H	Li pscomb	71 55
												345	H	Austi n Peay	69 48
LAST 12 Division I GAMES:															
144	A	Ohio St.	56 69	204	H	Howard	85 51								
235	A	Ball St.	63 75	110	H	Xavi er	79 61								
320	H	Li pscomb	71 55	141	H	VCU	66 54								
125	H	Yale	66 52	131	A	Mi ami (OH)	65 78								
206	A	Saint Louis	51 50	36	H	Old Domini on	72 76								
90	A	Pittsburgh	48 65	272	H	ETSU	77 64								

Non-Div I Games:

Cincinnati

Cincinnati

C
l
e
m
s
o
n

Clemson				Through Games Of Dec. 31, 2018																			
Average RPI Win:		193		WON-LOST RECORD		WINNING PCT. RANK		LAST 10 GAMES		STRENGTH OF SCHEDULE		OPP. STRENGTH OF SCHEDULE		TEAM RPI		ADJ. RPI		CONF. RPI		ADJ CONF. RPI			
Average RPI Loss:		97																					
DIV. I ONLY		9- 4		84		7-3		118		142		94		94		1		1					
DIV. I NON-CONF.		9- 4		85		1- 0		117		140		95		95		1		1					

TOTALS		RPI 1-25		RPI 26-50		W-L RECORDS		RPI 51-100		RPI 101-150		RPI 150+											
9- 4		0- 1		1- 0		OVERALL		0- 2		2- 0		6- 1											
8- 1		0- 0		1- 0		HOME		0- 0		1- 0		6- 1											
0- 2		0- 0		0- 0		AWAY		0- 2		0- 0		0- 0											
1- 1		0- 1		0- 0		NEUTRAL		0- 0		1- 0		0- 0											
9- 4		0- 1		1- 0		NON-CONFERENCE		0- 2		2- 0		6- 1											
8- 1		0- 0		1- 0		HOME		0- 0		1- 0		6- 1											
0- 2		0- 0		0- 0		AWAY		0- 2		0- 0		0- 0											
1- 1		0- 1		0- 0		NEUTRAL		0- 0		1- 0		0- 0											
0- 0		0- 0		0- 0		CONFERENCE		0- 0		0- 0		0- 0											
0- 0		0- 0		0- 0		HOME		0- 0		0- 0		0- 0											
0- 0		0- 0		0- 0		AWAY		0- 0		0- 0		0- 0											
0- 0		0- 0		0- 0		NEUTRAL		0- 0		0- 0		0- 0											

RPI 1-25				RPI 26-50				RPI 51-100				Team's RPI: 94				RPI 101+							
RPI	S	Opponent	Score	RPI	S	Opponent	Score	RPI	S	Opponent	Score	RPI	S	Opponent	Score	RPI	S	Opponent	Score				
25	N	Tennessee	66 78	46	H	Belmont	65 62	64	A	South Carolina	57 69	142	N	Oklahoma	74 62								
								99	A	Alabama	56 76	147	H	Rhode Island	80 67								
												160	H	Appalachian St.	87 48								
												177	H	Illinois	69 67								
												180	H	High Point	83 64								
												200	H	Davidson	80 90								
												256	H	Wofford	85 77								
												309	H	Marshall	68 54								
												320	H	Lipscomb	68 26								

LAST 12 Division I GAMES:																							
147	H	Rhode Island	80 67	142	N	Oklahoma	74 62	160	H	Appalachian St.	87 48												
180	H	High Point	83 64	309	H	Marshall	68 54	200	H	Davidson	80 90												
46	H	Belmont	65 62	64	A	South Carolina	57 69																
177	H	Illinois	69 67	99	A	Alabama	56 76	320	H	Lipscomb	68 26												
25	N	Tennessee	66 78																				

C
l
e
m
s
o
n

Non-Div I Games:

Clemson

Cleveland State

Cleveland St.				Through Games Of Dec. 31, 2018						
Average RPI Win:	252	WON-LOST	WINNING	LAST 10	STRENGTH OF	OPP. STRENGTH	TEAM	ADJ.	CONF.	ADJ CONF.
Average RPI Loss:	162	RECORD	PCT. RANK	GAMES	SCHEDULE	OF SCHEDULE	RPI	RPI	RPI	RPI
DIV. I ONLY	3- 8	264	4-6	116	331	220	220	17	17	
DIV. I NON-CONF.	1- 8	322	0- 0	23	347	253	253	16	16	

TOTALS	RPI 1-25	RPI 26-50	W-L RECORDS	RPI 51-100	RPI 101-150	RPI 150+				
3- 8	0- 0	0- 0	OVERALL	0- 3	0- 1	3- 4				
1- 2	0- 0	0- 0	HOME	0- 1	0- 1	1- 0				
2- 5	0- 0	0- 0	AWAY	0- 1	0- 0	2- 4				
0- 1	0- 0	0- 0	NEUTRAL	0- 1	0- 0	0- 0				
1- 8	0- 0	0- 0	NON-CONFERENCE	0- 3	0- 1	1- 4				
1- 2	0- 0	0- 0	HOME	0- 1	0- 1	1- 0				
0- 5	0- 0	0- 0	AWAY	0- 1	0- 0	0- 4				
0- 1	0- 0	0- 0	NEUTRAL	0- 1	0- 0	0- 0				
2- 0	0- 0	0- 0	CONFERENCE	0- 0	0- 0	2- 0				
0- 0	0- 0	0- 0	HOME	0- 0	0- 0	0- 0				
2- 0	0- 0	0- 0	AWAY	0- 0	0- 0	2- 0				
0- 0	0- 0	0- 0	NEUTRAL	0- 0	0- 0	0- 0				

RPI 1-25				RPI 26-50				RPI 51-100				RPI 101+ Team's RPI: 220					
RPI	S	Opponent	Score	RPI	S	Opponent	Score	RPI	S	Opponent	Score	RPI	S	Opponent	Score		
								61	A	Ohio	54	72	137	H	Bradley	65	67
								65	N	Tulane	72	81	185	A	San Diego	82	83
								81	H	Toledo	60	65	195	H	Illinois St.	67	63
													221	A	Eastern Mich.	63	69
													235	A	Ball St.	62	67
													240	A	Oakland	64	62
													309	A	Marshall	64	86
													322	A	Detroit Mercy	67	49
LAST 12 Division I GAMES:																	
				81	H	Toledo	60	65	322	A	Detroit Mercy	67	49				
				61	A	Ohio	54	72	240	A	Oakland	64	62				
				65	N	Tulane	72	81	137	H	Bradley	65	67				
				185	A	San Diego	82	83	309	A	Marshall	64	86				
				195	H	Illinois St.	67	63	221	A	Eastern Mich.	63	69				
				235	A	Ball St.	62	67									

Non-Div I Games:

Lake Erie

79 49

Salem (WV)

113 81

Cleveland St.

Average RPI Win:	272	WON-LOST	WINNING	LAST 10	STRENGTH OF	OPP. STRENGTH	TEAM	ADJ.	CONF.	ADJ CONF.
Average RPI Loss:	106	RECORD	PCT. RANK	GAMES	SCHEDULE	OF SCHEDULE	RPI	RPI	RPI	RPI
DIV. I ONLY	6- 3	91	7-3	230	302	156	156	15	15	
DIV. I NON-CONF.	6- 3	91	1- 0	224	301	157	157	15	15	

TOTALS	RPI 1-25	RPI 26-50	W-L RECORDS	RPI 51-100	RPI 101-150	RPI 150+				
6- 3	0- 0	0- 1	OVERALL	0- 0	0- 1	6- 1				
4- 0	0- 0	0- 0	HOME	0- 0	0- 0	4- 0				
2- 1	0- 0	0- 0	AWAY	0- 0	0- 0	2- 1				
0- 2	0- 0	0- 1	NEUTRAL	0- 0	0- 1	0- 0				
6- 3	0- 0	0- 1	NON-CONFERENCE	0- 0	0- 1	6- 1				
4- 0	0- 0	0- 0	HOME	0- 0	0- 0	4- 0				
2- 1	0- 0	0- 0	AWAY	0- 0	0- 0	2- 1				
0- 2	0- 0	0- 1	NEUTRAL	0- 0	0- 1	0- 0				
0- 0	0- 0	0- 0	CONFERENCE	0- 0	0- 0	0- 0				
0- 0	0- 0	0- 0	HOME	0- 0	0- 0	0- 0				
0- 0	0- 0	0- 0	AWAY	0- 0	0- 0	0- 0				
0- 0	0- 0	0- 0	NEUTRAL	0- 0	0- 0	0- 0				

RPI 1-25				RPI 26-50				RPI 51-100				RPI 101+ Team's RPI: 156			
RPI	S	Opponent	Score	RPI	S	Opponent	Score	RPI	S	Opponent	Score	RPI	S	Opponent	Score
				30	N	Auburn	78 84					111	N	Rice	52 56
												154	H	Bowling Green	81 80
												178	A	UC Riverside	43 62
												273	A	UNC Greensboro	78 71
												278	H	South Carolina St.	57 44
												282	H	Memphis	90 71
												302	H	Western Caro.	77 59
												342	A	N. C. Central	89 66

LAST 12 Division I GAMES:															
				154	H	Bowling Green	81 80	273	A	UNC Greensboro	78 71				
				178	A	UC Riverside	43 62	111	N	Rice	52 56				
				278	H	South Carolina St.	57 44	30	N	Auburn	78 84				
				302	H	Western Caro.	77 59	342	A	N. C. Central	89 66				
								282	H	Memphis	90 71				

Non-Div I Games:

N. C. Wesleyan126 65Meredith128 39

Coastal Caro.

Average RPI Win:	316	WON-LOST	WINNING	LAST 10	STRENGTH OF	OPP. STRENGTH	TEAM	ADJ.	CONF.	ADJ CONF.
Average RPI Loss:	229	RECORD	PCT. RANK	GAMES	SCHEDULE	OF SCHEDULE	RPI	RPI	RPI	RPI
DIV. I ONLY	3- 7	255	3-7	333	343	338	338	14	14	
DIV. I NON-CONF.	3- 7	255	0- 1	330	342	338	338	14	14	
<hr/>										
TOTALS	RPI 1-25	RPI 26-50	W-L RECORDS	RPI 51-100	RPI 101-150	RPI 150+				
3- 7	0- 0	0- 0	OVERALL	0- 0	0- 0	3- 7				
2- 3	0- 0	0- 0	HOME	0- 0	0- 0	2- 3				
1- 4	0- 0	0- 0	AWAY	0- 0	0- 0	1- 4				
0- 0	0- 0	0- 0	NEUTRAL	0- 0	0- 0	0- 0				
3- 7	0- 0	0- 0	NON-CONFERENCE	0- 0	0- 0	3- 7				
2- 3	0- 0	0- 0	HOME	0- 0	0- 0	2- 3				
1- 4	0- 0	0- 0	AWAY	0- 0	0- 0	1- 4				
0- 0	0- 0	0- 0	NEUTRAL	0- 0	0- 0	0- 0				
0- 0	0- 0	0- 0	CONFERENCE	0- 0	0- 0	0- 0				
0- 0	0- 0	0- 0	HOME	0- 0	0- 0	0- 0				
0- 0	0- 0	0- 0	AWAY	0- 0	0- 0	0- 0				
0- 0	0- 0	0- 0	NEUTRAL	0- 0	0- 0	0- 0				

RPI 1-25				RPI 26-50				RPI 51-100				RPI 101+				Team's RPI: 338
RPI	S	Opponent	Score	RPI	S	Opponent	Score	RPI	S	Opponent	Score	RPI	S	Opponent	Score	
												160	A	Appalachian St.	66	80
												191	A	Campbell	65	66
												196	A	George Mason	52	66
												236	H	Furman	67	70
												256	A	Wofford	58	78
												261	H	Winthrop	64	71
												278	H	South Carolina St.	75	51
												305	H	Presbyterian	65	71
												320	A	Lipscomb	65	63
												351	H	Charleston So.	79	52
<hr/>																
LAST 12 Division I GAMES:																
				196	A	George Mason	52	66	351	H	Charleston So.	79	52			
				305	H	Presbyterian	65	71	320	A	Lipscomb	65	63			
				191	A	Campbell	65	66	160	A	Appalachian St.	66	80			
				278	H	South Carolina St.	75	51	261	H	Winthrop	64	71			
									236	H	Furman	67	70			
									256	A	Wofford	58	78			

Non-Div I Games: North Greenville 95 62

Col. of Charleston

Colgate				Through Games Of Dec. 31, 2018						
Average RPI Win:	318	WON-LOST RECORD	WINNING PCT. RANK	LAST 10 GAMES	STRENGTH OF SCHEDULE	OPP. STRENGTH OF SCHEDULE	TEAM RPI	ADJ. RPI	CONF. RPI	ADJ CONF. RPI
Average RPI Loss:	215									
DIV. I ONLY		4- 6	211	4-6	342	295	328	328	26	26
DIV. I NON-CONF.		4- 6	213	0- 1	342	296	329	329	26	26

TOTALS		RPI 1-25	RPI 26-50		W-L RECORDS		RPI 51-100	RPI 101-150	RPI 150+	
4- 6	0- 0	0- 0		OVERALL		0- 1	0- 1	4- 4		
3- 1	0- 0	0- 0		HOME		0- 0	0- 0	3- 1		
1- 5	0- 0	0- 0		AWAY		0- 1	0- 1	1- 3		
0- 0	0- 0	0- 0		NEUTRAL		0- 0	0- 0	0- 0		
4- 6	0- 0	0- 0		NON-CONFERENCE		0- 1	0- 1	4- 4		
3- 1	0- 0	0- 0		HOME		0- 0	0- 0	3- 1		
1- 5	0- 0	0- 0		AWAY		0- 1	0- 1	1- 3		
0- 0	0- 0	0- 0		NEUTRAL		0- 0	0- 0	0- 0		
0- 0	0- 0	0- 0		CONFERENCE		0- 0	0- 0	0- 0		
0- 0	0- 0	0- 0		HOME		0- 0	0- 0	0- 0		
0- 0	0- 0	0- 0		AWAY		0- 0	0- 0	0- 0		
0- 0	0- 0	0- 0		NEUTRAL		0- 0	0- 0	0- 0		

RPI 1-25				RPI 26-50				RPI 51-100				RPI 101+ Team' s RPI : 328					
RPI	S	Opponent	Score	RPI	S	Opponent	Score	RPI	S	Opponent	Score	RPI	S	Opponent	Score		
								69	A	Dayton	58	67	125	A	Yal e	61	80
													196	A	George Mason	61	64
													268	A	Niagara	69	74
													284	A	UMass Lowell	61	52
													296	A	Si ena	53	55
													311	H	Col umbi a	84	71
													329	H	Can i si us	67	53
													334	H	NJIT	53	71
													347	H	Fai rl ei gh Di cki nson	71	52

LAST 12 Di vi si on I GAMES:																	
268	A	Niagara	69	74	296	A	Si ena	53	55	311	H	Col umbi a	84	71			
334	H	NJIT	53	71	329	H	Can i si us	67	53	196	A	George Mason	61	64			
284	A	UMass Lowell	61	52	69	A	Dayton	58	67	125	A	Yal e	61	80			
347	H	Fai rl ei gh Di cki nson	71	52													

Non-Div I Games:

Colgate

Average RPI Win:	169	WON-LOST	WINNING	LAST 10	STRENGTH OF	OPP. STRENGTH	TEAM	ADJ.	CONF.	ADJ CONF.
Average RPI Loss:	47	RECORD	PCT. RANK	GAMES	SCHEDULE	OF SCHEDULE	RPI	RPI	RPI	RPI
DIV. I ONLY	10- 2	35	8-2	157	54	52	52	2	2	
DIV. I NON-CONF.	10- 1	19	0- 0	226	33	39	39	2	2	

TOTALS	RPI 1-25	RPI 26-50	W-L RECORDS	RPI 51-100	RPI 101-150	RPI 150+				
10- 2	0- 0	1- 1	OVERALL	1- 1	2- 0	6- 0				
8- 1	0- 0	1- 0	HOME	1- 1	1- 0	5- 0				
1- 1	0- 0	0- 1	AWAY	0- 0	0- 0	1- 0				
1- 0	0- 0	0- 0	NEUTRAL	0- 0	1- 0	0- 0				
10- 1	0- 0	1- 1	NON-CONFERENCE	1- 0	2- 0	6- 0				
8- 0	0- 0	1- 0	HOME	1- 0	1- 0	5- 0				
1- 1	0- 0	0- 1	AWAY	0- 0	0- 0	1- 0				
1- 0	0- 0	0- 0	NEUTRAL	0- 0	1- 0	0- 0				
0- 1	0- 0	0- 0	CONFERENCE	0- 1	0- 0	0- 0				
0- 1	0- 0	0- 0	HOME	0- 1	0- 0	0- 0				
0- 0	0- 0	0- 0	AWAY	0- 0	0- 0	0- 0				
0- 0	0- 0	0- 0	NEUTRAL	0- 0	0- 0	0- 0				

RPI 1-25				RPI 26-50				RPI 51-100				Team's RPI: 52				RPI 101+			
RPI	S	Opponent	Score	RPI	S	Opponent	Score	RPI	S	Opponent	Score	RPI	S	Opponent	Score	RPI	S	Opponent	Score
				38	A	Mi ami (FL)	58 73	51	H	Northern Col.o.	77 69	123	H	Col orado St.	59 40				
				44	H	North Carolina	86 74	55	H	Utah	61 76	146	N	Utah St.	78 68				
												169	H	Prai rie Vi ew	79 38				
												198	H	Pepperdi ne	80 65				
												213	H	Samford	81 39				
												226	A	Nevada	65 52				
												229	H	Navy	59 43				
												288	H	San Jose St.	76 64				
LAST 12 Division I GAMES:																			
				55	H	Utah	61 76	198	H	Pepperdi ne	80 65								
				213	H	Samford	81 39	146	N	Utah St.	78 68								
				169	H	Prai rie Vi ew	79 38	226	A	Nevada	65 52								
				229	H	Navy	59 43	44	H	North Carolina	86 74								
				288	H	San Jose St.	76 64	123	H	Col orado St.	59 40								
				38	A	Mi ami (FL)	58 73	51	H	Northern Colo.	77 69								

Non-Di v I Games:

Col orado

Average RPI Win: 217

Average RPI Loss: 36

WON-LOST
RECORDWINNING
PCT. RANKLAST 10
GAMESSTRENGTH OF
SCHEDULEOPP. STRENGTH
OF SCHEDULETEAM
RPIADJ.
RPICONF.
RPIADJ CONF.
RPIDIV. I ONLY
DIV. I NON-CONF.4- 5
4- 5191
1895-5
0- 021
24150
150123
122123
12210
1010
10

TOTALS

RPI 1-25

RPI 26-50

W-L RECORDS

RPI 51-100

RPI 101-150

RPI 150+

4- 5 0- 2
4- 2 0- 1
0- 3 0- 1
0- 0 0- 00- 1
0- 0
0- 1
0- 0OVERALL
HOME
AWAY
NEUTRAL0- 2
0- 1
0- 1
0- 00- 0
0- 0
0- 0
0- 04- 0
4- 0
0- 0
0- 04- 5 0- 2
4- 2 0- 1
0- 3 0- 1
0- 0 0- 00- 1
0- 0
0- 1
0- 0NON-CONFERENCE
HOME
AWAY
NEUTRAL0- 2
0- 1
0- 1
0- 00- 0
0- 0
0- 0
0- 04- 0
4- 0
0- 0
0- 00- 0 0- 0
0- 0 0- 0
0- 0 0- 0
0- 0 0- 00- 0
0- 0
0- 0
0- 0CONFERENCE
HOME
AWAY
NEUTRAL0- 0
0- 0
0- 0
0- 00- 0
0- 0
0- 0
0- 00- 0
0- 0
0- 0
0- 0

RPI 1-25

RPI 26-50

RPI 51-100

RPI 101+

Team's RPI: 123

RPI	S	Opponent	Score
9	A	Gonzaga	39 50
22	H	Arizona St.	39 70

RPI	S	Opponent	Score
47	A	BYU	42 51

RPI	S	Opponent	Score
51	H	Northern Colo.	47 53
52	A	Colorado	40 59

RPI	S	Opponent	Score
176	H	Northern Ari z.	65 54
189	H	Denver	84 79
205	H	Cornell I	56 53
298	H	North Florida	61 59

LAST 12 Division I GAMES:

189	H	Denver	84	79	205	H	Cornell I	56	53
47	A	BYU	42	51	51	H	Northern Colo.	47	53
22	H	Arizona St.	39	70	52	A	Colorado	40	59
176	H	Northern Ari z.	65	54					
298	H	North Florida	61	59					
9	A	Gonzaga	39	50					

Non-Div I Games:

Chadron St.

91 38

Eastern N.M.

72 46

Colorado St.

■ Loss,
 ■ Non-Conf, S Site,
 ■ Home
 ■ Away
 N Neutral

Average RPI Win:	278	WON-LOST RECORD	WINNING PCT. RANK	LAST 10 GAMES	STRENGTH OF SCHEDULE	OPP. STRENGTH OF SCHEDULE	TEAM RPI	ADJ. RPI	CONF. RPI	ADJ. CONF. RPI
Average RPI Loss:	201									
DIV. I ONLY	2-9	298	1-9	237	303	311	311	12	12	
DIV. I NON-CONF.	2-9	296	0-1	233	302	312	312	12	12	
<hr/>										
TOTALS	RPI 1-25	RPI 26-50	W-L RECORDS	RPI 51-100	RPI 101-150	RPI 150+				
2-9	0-0	0-0	OVERALL	0-1	0-2	2-6				
1-3	0-0	0-0	HOME	0-0	0-1	1-2				
1-6	0-0	0-0	AWAY	0-1	0-1	1-4				
0-0	0-0	0-0	NEUTRAL	0-0	0-0	0-0				
2-9	0-0	0-0	NON-CONFERENCE	0-1	0-2	2-6				
1-3	0-0	0-0	HOME	0-0	0-1	1-2				
1-6	0-0	0-0	AWAY	0-1	0-1	1-4				
0-0	0-0	0-0	NEUTRAL	0-0	0-0	0-0				
0-0	0-0	0-0	CONFERENCE	0-0	0-0	0-0				
0-0	0-0	0-0	HOME	0-0	0-0	0-0				
0-0	0-0	0-0	AWAY	0-0	0-0	0-0				
0-0	0-0	0-0	NEUTRAL	0-0	0-0	0-0				

RPI 1-25				RPI 26-50				RPI 51-100				RPI 101+				Team's RPI: 311
RPI	S	Opponent	Score	RPI	S	Opponent	Score	RPI	S	Opponent	Score	RPI	S	Opponent	Score	
								87	A	Boston College	60	74				
												107	H	Houston	72	83
												114	A	Fordham	49	68
												177	A	Illinois	69	76
												187	A	Milwaukee	65	78
												224	H	Cal St. Fullerton	58	61
												237	A	Hofstra	65	63
												285	A	Saint Joseph's	61	68
												300	H	Albany (NY)	58	62
												319	H	Army West Point	70	49
												328	A	Colgate	71	84
<hr/>																
LAST 12 Division I GAMES:																
				87	A	Boston College	60	74	300	H	Albany (NY)	58	62			
				285	A	Saint Joseph's	61	68	114	A	Fordham	49	68			
				328	A	Colgate	71	84	224	H	Cal St. Fullerton	58	61			
				107	H	Houston	72	83	319	H	Army West Point	70	49			
				177	A	Illinois	69	76	237	A	Hofstra	65	63			
				187	A	Milwaukee	65	78								

Non-Div I Games:

Columbia

Average RPI Win:	0	WON-LOST	WINNING	LAST 10	STRENGTH OF	OPP. STRENGTH	TEAM	ADJ.	CONF.	ADJ CONF.
Average RPI Loss:	138	RECORD	PCT. RANK	GAMES	SCHEDULE	OF SCHEDULE	RPI	RPI	RPI	RPI
DIV. I ONLY	0- 12	338	0-10	9	328	241	241	32	32	
DIV. I NON-CONF.	0- 12	336	0- 1	11	326	239	239	32	32	

TOTALS	RPI 1-25	RPI 26-50	W-L RECORDS	RPI 51-100	RPI 101-150	RPI 150+				
0- 12	0- 1	0- 3	OVERALL	0- 1	0- 3	0- 4				
0- 1	0- 0	0- 0	HOME	0- 0	0- 0	0- 1				
0- 10	0- 1	0- 3	AWAY	0- 1	0- 2	0- 3				
0- 1	0- 0	0- 0	NEUTRAL	0- 0	0- 1	0- 0				
0- 12	0- 1	0- 3	NON-CONFERENCE	0- 1	0- 3	0- 4				
0- 1	0- 0	0- 0	HOME	0- 0	0- 0	0- 1				
0- 10	0- 1	0- 3	AWAY	0- 1	0- 2	0- 3				
0- 1	0- 0	0- 0	NEUTRAL	0- 0	0- 1	0- 0				
0- 0	0- 0	0- 0	CONFERENCE	0- 0	0- 0	0- 0				
0- 0	0- 0	0- 0	HOME	0- 0	0- 0	0- 0				
0- 0	0- 0	0- 0	AWAY	0- 0	0- 0	0- 0				
0- 0	0- 0	0- 0	NEUTRAL	0- 0	0- 0	0- 0				

RPI 1-25				RPI 26-50				RPI 51-100				RPI 101+ Team's RPI: 241			
RPI	S	Opponent	Score	RPI	S	Opponent	Score	RPI	S	Opponent	Score	RPI	S	Opponent	Score
18	A	Mississippi St.	38 110	29	A	Minnesota	52 84	61	A	Ohio	62 87	127	A	FGCU	61 93
				36	A	Old Dominion	51 81					133	A	Virginia	41 55
				45	A	Maryland	36 93					140	N	UAB	61 86
												186	A	West Virginia	37 78
												268	A	Niagara	69 71
												308	H	UMBC	52 57
												309	A	Marshall	67 88

LAST 12 Division I GAMES:															
29	A	Minnesota	52 84	36	A	Old Dominion	51 81	140	N	UAB	61 86	127	A	FGCU	61 93
61	A	Ohio	62 87									186	A	Niagara	69 71
133	A	Virginia	41 55									268	A	Maryland	36 93
309	A	Marshall	67 88									308	H	UMBC	52 57
18	A	Mississippi St.	38 110									309	A	Marshall	67 88
308	H	UMBC	52 57												

Non-Div I Games:

Coppin St.

Average RPI Win: 295
Average RPI Loss: 130

WON-LOST
RECORD

WINNING
PCT. RANK

LAST 10
GAMES

STRENGTH OF
SCHEDULE

OPP. STRENGTH
OF SCHEDULE

TEAM
RPI

ADJ.
RPI

CONF.
RPI

ADJ CONF.
RPI

DIV. I ONLY	6- 5	142	6-4	286	252	205	205	12	12
DIV. I NON-CONF.	6- 5	145	1- 0	286	248	205	205	12	12
<hr/>									
TOTALS	RPI 1-25	RPI 26-50	W-L RECORDS	RPI 51-100	RPI 101-150	RPI 150+			
6- 5	0- 0	0- 1	OVERALL	0- 1	0- 2	6- 1			
5- 0	0- 0	0- 0	HOME	0- 0	0- 0	5- 0			
1- 5	0- 0	0- 1	AWAY	0- 1	0- 2	1- 1			
0- 0	0- 0	0- 0	NEUTRAL	0- 0	0- 0	0- 0			
6- 5	0- 0	0- 1	NON-CONFERENCE	0- 1	0- 2	6- 1			
5- 0	0- 0	0- 0	HOME	0- 0	0- 0	5- 0			
1- 5	0- 0	0- 1	AWAY	0- 1	0- 2	1- 1			
0- 0	0- 0	0- 0	NEUTRAL	0- 0	0- 0	0- 0			
0- 0	0- 0	0- 0	CONFERENCE	0- 0	0- 0	0- 0			
0- 0	0- 0	0- 0	HOME	0- 0	0- 0	0- 0			
0- 0	0- 0	0- 0	AWAY	0- 0	0- 0	0- 0			
0- 0	0- 0	0- 0	NEUTRAL	0- 0	0- 0	0- 0			

RPI 1-25				RPI 26-50				RPI 51-100				RPI 101+ Team's RPI: 205			
RPI	S	Opponent	Score	RPI	S	Opponent	Score	RPI	S	Opponent	Score	RPI	S	Opponent	Score
				29	A	Minnesota	45 65					123	A	Colorado St.	53 56
								97	A	Stony Brook	61 63	139	A	Lehigh	54 67
												248	H	St. Bonaventure	58 44
												257	H	Hampton	79 53
												263	A	Binghamton	61 72
												284	H	UMass Lowell	63 54
												300	H	Albany (NY)	48 34
												339	A	Lafayette	62 59
												340	H	Delaware St.	94 59
LAST 12 Division I GAMES:															
				97	A	Stony Brook	61 63	248	H	St. Bonaventure	58 44				
				139	A	Lehigh	54 67	257	H	Hampton	79 53				
				123	A	Colorado St.	53 56	339	A	Lafayette	62 59				
				29	A	Minnesota	45 65	340	H	Delaware St.	94 59				
				284	H	UMass Lowell	63 54	263	A	Binghamton	61 72				
				300	H	Albany (NY)	48 34								

Non-Div I Games:

Cornell

Creighton											
Average RPI Win:		185	WON-LOST		WINNING	LAST 10		STRENGTH OF		OPP. STRENGTH	TEAM
Average RPI Loss:		28	RECORD		PCT. RANK	GAMES		SCHEDULE		OF SCHEDULE	RPI
DIV. I ONLY		7- 6	152		6-4		36		56		60
DIV. I NON-CONF.		6- 5	145		0- 0		71		78		93
TOTALS		RPI 1-25	RPI 26-50		W-L RECORDS		RPI 51-100		RPI 101-150		RPI 150+
7- 6		0- 4	1- 1		OVERALL		1- 1		1- 0		4- 0
2- 3		0- 3	0- 0		HOME		1- 0		0- 0		1- 0
3- 3		0- 1	1- 1		AWAY		0- 1		0- 0		2- 0
2- 0		0- 0	0- 0		NEUTRAL		0- 0		1- 0		1- 0
6- 5		0- 3	0- 1		NON-CONFERENCE		1- 1		1- 0		4- 0
2- 3		0- 3	0- 0		HOME		1- 0		0- 0		1- 0
2- 2		0- 0	0- 1		AWAY		0- 1		0- 0		2- 0
2- 0		0- 0	0- 0		NEUTRAL		0- 0		1- 0		1- 0
1- 1		0- 1	1- 0		CONFERENCE		0- 0		0- 0		0- 0
0- 0		0- 0	0- 0		HOME		0- 0		0- 0		0- 0
1- 1		0- 1	1- 0		AWAY		0- 0		0- 0		0- 0
0- 0		0- 0	0- 0		NEUTRAL		0- 0		0- 0		0- 0

RPI 1-25				RPI 26-50				RPI 51-100				Team's RPI: 60				RPI 101+			
RPI	S	Opponent	Score	RPI	S	Opponent	Score	RPI	S	Opponent	Score	RPI	S	Opponent	Score	RPI	S	Opponent	Score
10	H	Drake	69 85	33	A	South Dakota St.	48 74	63	H	Nebraska	74 65	148	N	South Fla.	83 76				
15	H	South Dakota	65 77	49	A	DePaul	85 82	74	A	UNI	55 65	179	N	Vanderbi l t	75 55				
16	A	Marquette	67 85									244	A	Wi chi ta St.	83 71				
20	H	Florida St.	52 71									297	H	Omaha	66 51				
												316	A	North Dakota St.	86 51				
LAST 12 Division I GAMES:																			
244	A	Wi chi ta St.	83 71	16	A	Marquette	67 85												
297	H	Omaha	66 51	49	A	DePaul	85 82												
63	H	Nebraska	74 65	179	N	Vanderbi l t	75 55												
10	H	Drake	69 85	148	N	South Fla.	83 76												
74	A	UNI	55 65	20	H	Florida St.	52 71												
33	A	South Dakota St.	48 74	316	A	North Dakota St.	86 51												

Non-Div I Games:

Creighton

Average RPI	Win:	274	WON-LOST	WINNING	LAST 10	STRENGTH OF	OPP. STRENGTH	TEAM	ADJ.	CONF.	ADJ CONF.
Average RPI	Loss:	152	RECORD	PCT. RANK	GAMES	SCHEDULE	OF SCHEDULE	RPI	RPI	RPI	RPI
DIV. I ONLY		7- 6		152	5-5	296	214	231	231	12	12
DIV. I NON-CONF.		7- 6		155	0- 1	295	210	231	231	12	12

TOTALS	RPI 1-25		RPI 26-50		W-L RECORDS	RPI 51-100		RPI 101-150		RPI 150+	
7- 6	0- 0		0- 0		OVERALL	0- 3		0- 0		7- 3	
5- 1	0- 0		0- 0		HOME	0- 1		0- 0		5- 0	
2- 3	0- 0		0- 0		AWAY	0- 1		0- 0		2- 2	
0- 2	0- 0		0- 0		NEUTRAL	0- 1		0- 0		0- 1	
7- 6	0- 0		0- 0		NON-CONFERENCE	0- 3		0- 0		7- 3	
5- 1	0- 0		0- 0		HOME	0- 1		0- 0		5- 0	
2- 3	0- 0		0- 0		AWAY	0- 1		0- 0		2- 2	
0- 2	0- 0		0- 0		NEUTRAL	0- 1		0- 0		0- 1	
0- 0	0- 0		0- 0		CONFERENCE	0- 0		0- 0		0- 0	
0- 0	0- 0		0- 0		HOME	0- 0		0- 0		0- 0	
0- 0	0- 0		0- 0		AWAY	0- 0		0- 0		0- 0	
0- 0	0- 0		0- 0		NEUTRAL	0- 0		0- 0		0- 0	

RPI 1-25				RPI 26-50				RPI 51-100				RPI 101+ Team's RPI: 231			
RPI	S	Opponent	Score	RPI	S	Opponent	Score	RPI	S	Opponent	Score	RPI	S	Opponent	Score
								58	H	Buffal o	69 75	185	A	San Diego	76 78
								62	N	Mi ddle Tenn.	58 70	199	H	Boston U.	64 44
								87	A	Boston Col lege	68 99	224	A	Cal St. Fullerton	62 67
												263	H	Binghamton	63 39
												277	H	Fairfi eld	59 46
												284	H	UMass Lowell	70 54
												287	H	Loyol a Maryl and	54 41
												292	A	Vermont	66 42
												295	N	UC Santa Barbara	56 62
												315	A	New Hampshi re	62 42
LAST 12 Division I GAMES:															
284	H	UMass Lowell	70 54	295	N	UC Santa Barbara	56 62								
277	H	Fairfield	59 46	263	H	Binghamton	63 39								
199	H	Boston U.	64 44	87	A	Boston College	68 99								
185	A	San Diego	76 78	315	A	New Hampshire	62 42								
224	A	Cal St. Fullerton	62 67	58	H	Buffalo	69 75								
62	N	Mi ddle Tenn.	58 70	292	A	Vermont	66 42								

Non-Div I Games:

Dartmouth

Davidson				Through Games Of Dec. 31, 2018								
Average RPI	Win:	221	WON-LOST	WINNING	LAST 10	STRENGTH OF	OPP. STRENGTH	TEAM	ADJ.	CONF.	ADJ CONF.	
Average RPI	Loss:	152	RECORD	PCT. RANK	GAMES	SCHEDULE	OF SCHEDULE	RPI	RPI	RPI	RPI	
DIV. I ONLY		5- 7	202	4-6		200	208	200	200	16	16	
DIV. I NON-CONF.		5- 7	205	0- 1		192	205	200	200	18	18	

TOTALS		RPI 1-25		RPI 26-50		W-L RECORDS		RPI 51-100		RPI 101-150		RPI 150+
5- 7		0- 1		0- 0		OVERALL		1- 1		0- 1		4- 4
3- 1		0- 0		0- 0		HOME		0- 0		0- 0		3- 1
2- 6		0- 1		0- 0		AWAY		1- 1		0- 1		1- 3
0- 0		0- 0		0- 0		NEUTRAL		0- 0		0- 0		0- 0
5- 7		0- 1		0- 0		NON-CONFERENCE		1- 1		0- 1		4- 4
3- 1		0- 0		0- 0		HOME		0- 0		0- 0		3- 1
2- 6		0- 1		0- 0		AWAY		1- 1		0- 1		1- 3
0- 0		0- 0		0- 0		NEUTRAL		0- 0		0- 0		0- 0
0- 0		0- 0		0- 0		CONFERENCE		0- 0		0- 0		0- 0
0- 0		0- 0		0- 0		HOME		0- 0		0- 0		0- 0
0- 0		0- 0		0- 0		AWAY		0- 0		0- 0		0- 0
0- 0		0- 0		0- 0		NEUTRAL		0- 0		0- 0		0- 0

RPI 1-25				RPI 26-50				RPI 51-100				RPI 101+ Team's RPI: 200			
RPI	S	Opponent	Score	RPI	S	Opponent	Score	RPI	S	Opponent	Score	RPI	S	Opponent	Score
8	A	NC State	45 75					79	A	Charlotte	66 78	101	A	Princeton	57 65
								94	A	Clemson	90 80	160	H	Appalachi an St.	78 81
												173	H	William & Mary	76 65
												180	H	High Point	71 62
												201	A	UNC Asheville	56 69
												219	A	Elon	72 73
												293	A	Gardner-Webb	49 54
												305	H	Presbyteria n	83 56
												351	A	Charleston So.	72 34

LAST 12 Division I GAMES:															
101	A	Princeton	57 65	8	A	NC State	45 75	79	A	Charlotte	66 78				
180	H	High Point	71 62					305	H	Presbyteria n	83 56				
173	H	William & Mary	76 65					94	A	Clemson	90 80				
201	A	UNC Asheville	56 69					219	A	Elon	72 73				
160	H	Appalachi an St.	78 81					351	A	Charleston So.	72 34				
293	A	Gardner-Webb	49 54												

Non-Div I Games: Queens (NC) 80 47

Davi dson

Average RPI Win: 177

Average RPI Loss: 53

WON-LOST
RECORDWINNING
PCT. RANKLAST 10
GAMESSTRENGTH OF
SCHEDULEOPP. STRENGTH
OF SCHEDULETEAM
RPIADJ.
RPICONF.
RPIADJ CONF.
RPIDIV. I ONLY
DIV. I NON-CONF.5- 6
5- 6181
1764-6
1- 07
7278
27769
6769
6716
1816
18

TOTALS

RPI 1-25

RPI 26-50

W-L RECORDS

RPI 51-100

RPI 101-150

RPI 150+

5- 6

0- 0

0- 4

OVERALL

3- 1

0- 1

2- 0

4- 1

0- 0

0- 1

HOME

2- 0

0- 0

2- 0

0- 4

0- 0

0- 2

AWAY

0- 1

0- 1

0- 0

1- 1

0- 0

0- 1

NEUTRAL

1- 0

0- 0

0- 0

5- 6

0- 0

0- 4

NON-CONFERENCE

3- 1

0- 1

2- 0

4- 1

0- 0

0- 1

HOME

2- 0

0- 0

2- 0

0- 4

0- 0

0- 2

AWAY

0- 1

0- 1

0- 0

1- 1

0- 0

0- 1

NEUTRAL

1- 0

0- 0

0- 0

0- 0

0- 0

0- 0

CONFERENCE

0- 0

0- 0

0- 0

0- 0

0- 0

0- 0

HOME

0- 0

0- 0

0- 0

0- 0

0- 0

0- 0

AWAY

0- 0

0- 0

0- 0

0- 0

0- 0

0- 0

NEUTRAL

0- 0

0- 0

0- 0

RPI 1-25

RPI 26-50

RPI 51-100

Team's RPI: 69

RPI 101+

RPI S Opponent Score

RPI S Opponent Score

28 A Green Bay 35 51

35 H Northeastern 79 84

40 N Virginia Tech 57 69

45 A Maryland 71 82

RPI S Opponent Score

58 H Buffalo 72 59

64 A South Carolina 55 65

72 N Georgia Tech 85 66

81 H Toledo 70 49

RPI S Opponent Score

105 A James Madison 55 68

328 H Colgate 67 58

348 H Evansville 69 30

LAST 12 Division I GAMES:

64 A South Carolina 55 65

28 A Green Bay 35 51

81 H Toledo 70 49

35 H Northeastern 79 84

45 A Maryland 71 82

328 H Colgate 67 58

72 N Georgia Tech 85 66

40 N Virginia Tech 57 69

348 H Evansville 69 30

58 H Buffalo 72 59

105 A James Madison 55 68

D
a
y
t
o
nD
a
y
t
o
n

Non-Div I Games:

Dayton

Average RPI Win: 165
Average RPI Loss: 17

Average RPI	Win: 165	WON-LOST RECORD	WINNING PCT. RANK	LAST 10 GAMES	STRENGTH OF SCHEDULE	OPP. STRENGTH OF SCHEDULE	TEAM RPI	ADJ. RPI	CONF. RPI	ADJ. CONF. RPI
Average RPI	Loss: 17									
DIV. I ONLY		10- 4	79	7-3	86	21	49	49	4	4
DIV. I NON-CONF.		9- 3	62	0- 0	84	20	35	35	4	4

TOTALS	RPI 1-25		RPI 26-50		W-L RECORDS		RPI 51-100		RPI 101-150	RPI 150+
10- 4	0- 3		1- 0		OVERALL		2- 1		3- 0	4- 0
6- 2	0- 1		1- 0		HOME		1- 1		1- 0	3- 0
2- 1	0- 1		0- 0		AWAY		0- 0		1- 0	1- 0
2- 1	0- 1		0- 0		NEUTRAL		1- 0		1- 0	0- 0
9- 3	0- 3		1- 0		NON-CONFERENCE		2- 0		2- 0	4- 0
5- 1	0- 1		1- 0		HOME		1- 0		0- 0	3- 0
2- 1	0- 1		0- 0		AWAY		0- 0		1- 0	1- 0
2- 1	0- 1		0- 0		NEUTRAL		1- 0		1- 0	0- 0
1- 1	0- 0		0- 0		CONFERENCE		0- 1		1- 0	0- 0
1- 1	0- 0		0- 0		HOME		0- 1		1- 0	0- 0
0- 0	0- 0		0- 0		AWAY		0- 0		0- 0	0- 0
0- 0	0- 0		0- 0		NEUTRAL		0- 0		0- 0	0- 0

RPI 1-25					RPI 26-50					RPI 51-100					RPI 101+				
RPI	S	Opponent	Score		RPI	S	Opponent	Score		RPI	S	Opponent	Score		RPI	S	Opponent	Score	
1	H	Notre Dame	77	101	28	H	Green Bay	73	64	60	H	Creighton	82	85	101	N	Princeton	82	67
2	A	UConn	63	99						68	N	Kansas St.	79	59	134	H	Providence	88	62
5	N	Syracuse	81	83						75	H	Northwestern	76	60	142	A	Oklahoma	87	76

Non-Div l Games:

DePaul

D
e
l
a
w
a
r
e

D
e
l
a
w
a
r
e

Del aware

Average RPI Win:	0	WON-LOST	WINNING	LAST 10	STRENGTH OF	OPP. STRENGTH	TEAM	ADJ.	CONF.	ADJ CONF.
Average RPI Loss:	187	RECORD	PCT. RANK	GAMES	SCHEDULE	OF SCHEDULE	RPI	RPI	RPI	RPI
DIV. I ONLY	0- 9	338	2-8	236	273	340	340	32	32	
DIV. I NON-CONF.	0- 9	336	0- 1	232	272	340	340	32	32	

TOTALS	RPI 1-25	RPI 26-50	W-L RECORDS	RPI 51-100	RPI 101-150	RPI 150+				
0- 9	0- 0	0- 0	OVERALL	0- 1	0- 3	0- 5				
0- 2	0- 0	0- 0	HOME	0- 0	0- 1	0- 1				
0- 7	0- 0	0- 0	AWAY	0- 1	0- 2	0- 4				
0- 0	0- 0	0- 0	NEUTRAL	0- 0	0- 0	0- 0				
0- 9	0- 0	0- 0	NON-CONFERENCE	0- 1	0- 3	0- 5				
0- 2	0- 0	0- 0	HOME	0- 0	0- 1	0- 1				
0- 7	0- 0	0- 0	AWAY	0- 1	0- 2	0- 4				
0- 0	0- 0	0- 0	NEUTRAL	0- 0	0- 0	0- 0				
0- 0	0- 0	0- 0	CONFERENCE	0- 0	0- 0	0- 0				
0- 0	0- 0	0- 0	HOME	0- 0	0- 0	0- 0				
0- 0	0- 0	0- 0	AWAY	0- 0	0- 0	0- 0				
0- 0	0- 0	0- 0	NEUTRAL	0- 0	0- 0	0- 0				

RPI 1-25				RPI 26-50				RPI 51-100				RPI 101+				Team's RPI: 340
RPI	S	Opponent	Score	RPI	S	Opponent	Score	RPI	S	Opponent	Score	RPI	S	Opponent	Score	
								78	A	St. John's (NY)	44	82				
												105	H	James Madison	57	103
												110	A	Xavier	59	80
												141	A	VCU	55	97
												205	A	Cornell	59	94
												214	H	Delaware	77	85
												218	A	Temple	61	75
												303	A	Robert Morris	63	64
												309	A	Marshall	63	75

LAST 12 Division I GAMES:																
214	H	Delaware	77	85	141	A	VCU	55	97							
105	H	James Madison	57	103	309	A	Marshall	63	75							
218	A	Temple	61	75	303	A	Robert Morris	63	64							
					205	A	Cornell	59	94							
					110	A	Xavier	59	80							
					78	A	St. John's (NY)	44	82							

Non-Div I Games: Post 65 53 Cheyney 79 59

Delaware St.

D
e
n
v
e
r

Denver				Through Games Of Dec. 31, 2018							
Average RPI	Win:	180	WON-LOST	WINNING	LAST 10	STRENGTH OF	OPP. STRENGTH	TEAM	ADJ.	CONF.	ADJ CONF.
Average RPI	Loss:	128	RECORD	PCT. RANK	GAMES	SCHEDULE	OF SCHEDULE	RPI	RPI	RPI	RPI
DIV. I ONLY		8- 7	162	4-6	299	13	189	189	18	18	
DIV. I NON-CONF.		7- 6	155	0- 0	270	6	184	184	17	17	

TOTALS		RPI 1-25	RPI 26-50		W-L RECORDS		RPI 51-100	RPI 101-150		RPI 150+	
8- 7		0- 0	1- 1		OVERALL		0- 2	1- 1		6- 3	
6- 1		0- 0	1- 0		HOME		0- 0	1- 0		4- 1	
2- 6		0- 0	0- 1		AWAY		0- 2	0- 1		2- 2	
0- 0		0- 0	0- 0		NEUTRAL		0- 0	0- 0		0- 0	
7- 6		0- 0	1- 1		NON-CONFERENCE		0- 2	1- 1		5- 2	
6- 1		0- 0	1- 0		HOME		0- 0	1- 0		4- 1	
1- 5		0- 0	0- 1		AWAY		0- 2	0- 1		1- 1	
0- 0		0- 0	0- 0		NEUTRAL		0- 0	0- 0		0- 0	
1- 1		0- 0	0- 0		CONFERENCE		0- 0	0- 0		1- 1	
0- 0		0- 0	0- 0		HOME		0- 0	0- 0		0- 0	
1- 1		0- 0	0- 0		AWAY		0- 0	0- 0		1- 1	
0- 0		0- 0	0- 0		NEUTRAL		0- 0	0- 0		0- 0	

D
e
n
v
e
r

RPI 1-25				RPI 26-50				RPI 51-100				RPI 101+ Team's RPI: 189			
RPI	S	Opponent	Score	RPI	S	Opponent	Score	RPI	S	Opponent	Score	RPI	S	Opponent	Score
				26	H	Lamar University	117 110	51	A	Northern Colo.	66 74	115	H	Loyola Marymount	104 75
				34	A	Wyoming	74 78	63	A	Nebraska	71 96	123	A	Colorado St.	79 84
												164	A	New Mexico St.	64 66
												170	H	UMKC	92 75
												182	H	American	83 54
												183	H	Air Force	92 66
												213	H	Samford	83 87
												217	A	Southern Utah	71 70
												247	A	Western Ill.	78 87
												248	H	St. Bonaventure	76 62
												297	A	Omaha	95 68

LAST 12 Division I GAMES:															
				247	A	Western Ill.	78 87	213	H	Samford	83 87				
				297	A	Omaha	95 68	63	A	Nebraska	71 96				
				123	A	Colorado St.	79 84	164	A	New Mexico St.	64 66				
				248	H	St. Bonaventure	76 62	217	A	Southern Utah	71 70				
				26	H	Lamar University	117 110	34	A	Wyoming	74 78				
				182	H	American	83 54	115	H	Loyola Marymount	104 75				

Non-Div I Games:

Denver

Average RPI Win:	336	WON-LOST	WINNING	LAST 10	STRENGTH OF	OPP. STRENGTH	TEAM	ADJ.	CONF.	ADJ CONF.
Average RPI Loss:	183	RECORD	PCT. RANK	GAMES	SCHEDULE	OF SCHEDULE	RPI	RPI	RPI	RPI
DIV. I ONLY	1- 11	336	1-9	181	311	322	322	17	17	
DIV. I NON-CONF.	1- 9	326	0- 0	169	329	305	305	16	16	
TOTALS	RPI 1-25	RPI 26-50	W-L RECORDS	RPI 51-100	RPI 101-150	RPI 150+				
1- 11	0- 0	0- 0	OVERALL	0- 2	0- 3	1- 6				
0- 5	0- 0	0- 0	HOME	0- 0	0- 2	0- 3				
1- 6	0- 0	0- 0	AWAY	0- 2	0- 1	1- 3				
0- 0	0- 0	0- 0	NEUTRAL	0- 0	0- 0	0- 0				
1- 9	0- 0	0- 0	NON-CONFERENCE	0- 2	0- 2	1- 5				
0- 3	0- 0	0- 0	HOME	0- 0	0- 1	0- 2				
1- 6	0- 0	0- 0	AWAY	0- 2	0- 1	1- 3				
0- 0	0- 0	0- 0	NEUTRAL	0- 0	0- 0	0- 0				
0- 2	0- 0	0- 0	CONFERENCE	0- 0	0- 1	0- 1				
0- 2	0- 0	0- 0	HOME	0- 0	0- 1	0- 1				
0- 0	0- 0	0- 0	AWAY	0- 0	0- 0	0- 0				
0- 0	0- 0	0- 0	NEUTRAL	0- 0	0- 0	0- 0				

RPI S Opponent	Score	RPI S Opponent	Score	RPI S Opponent	Score	RPI S Opponent	Score	Team's RPI: 322
				67 A Mi chi gan	62 95	124 H Youngstown St.	59 85	
				81 A Tol edo	60 77	131 H Mi ami (OH)	59 78	
						144 A Oh io St.	41 55	
						154 A Bowl ing Green	73 79	
						220 H Cle vel and St.	49 67	
						221 A Eastern Mi ch.	53 60	
						254 A Loyol a Chi cago	43 52	
						297 H Omaha	42 51	
						324 H Western Mi ch.	44 54	
						336 A Manhattan	58 56	
LAST 12 Division I GAMES:								
220 H Cle vel and St.	49 67	154 A Bowl ing Green	73 79					
124 H Youngstown St.	59 85	324 H Western Mi ch.	44 54					
81 A Tol edo	60 77	221 A Eastern Mi ch.	53 60					
131 H Mi ami (OH)	59 78	297 H Omaha	42 51					
254 A Loyol a Chi cago	43 52	336 A Manhattan	58 56					
144 A Oh io St.	41 55	67 A Mi chi gan	62 95					

Non-Div I Games: Mi ch. -Dearborn 68 60

Detroit Mercy

Average RPI	Win:	87	WON-LOST	WINNING	LAST 10	STRENGTH OF	OPP. STRENGTH	TEAM	ADJ.	CONF.	ADJ CONF.
Average RPI	Loss:	13	RECORD	PCT. RANK	GAMES	SCHEDULE	OF SCHEDULE	RPI	RPI	RPI	RPI
DIV. I ONLY			7- 4	108	6-4	12	1	10	10	13	13
DIV. I NON-CONF.			7- 4	109	1- 0	13	1	9	9	13	13

TOTALS	RPI 1-25		RPI 26-50		W-L RECORDS	RPI 51-100		RPI 101-150		RPI 150+	
7- 4	2- 3		0- 1		OVERALL	3- 0		1- 0		1- 0	
2- 1	1- 1		0- 0		HOME	0- 0		1- 0		0- 0	
3- 2	0- 1		0- 1		AWAY	2- 0		0- 0		1- 0	
2- 1	1- 1		0- 0		NEUTRAL	1- 0		0- 0		0- 0	
7- 4	2- 3		0- 1		NON-CONFERENCE	3- 0		1- 0		1- 0	
2- 1	1- 1		0- 0		HOME	0- 0		1- 0		0- 0	
3- 2	0- 1		0- 1		AWAY	2- 0		0- 0		1- 0	
2- 1	1- 1		0- 0		NEUTRAL	1- 0		0- 0		0- 0	
0- 0	0- 0		0- 0		CONFERENCE	0- 0		0- 0		0- 0	
0- 0	0- 0		0- 0		HOME	0- 0		0- 0		0- 0	
0- 0	0- 0		0- 0		AWAY	0- 0		0- 0		0- 0	
0- 0	0- 0		0- 0		NEUTRAL	0- 0		0- 0		0- 0	

RPI	S	Opponent	Score	RPI	S	Opponent	Score	RPI	S	Opponent	Score	RPI	S	Opponent	Score
1	N	Notre Dame	64 82	33	A	South Dakota St.	71 80	60	A	Creighton	85 69	135	H	CSUN	73 63
6	A	Iowa St.	81 86					63	A	Nebraska	83 77	247	A	Western Ill.	98 71
11	H	Iowa	82 91					64	N	South Carolina	90 85				
15	H	South Dakota	76 64												
24	N	Rutgers	69 59												

LAST 12 Division I GAMES:															
64	N	South Carolina	90 85	6	A	Iowa St.	81 86								
1	N	Notre Dame	64 82	33	A	South Dakota St.	71 80								
11	H	Iowa	82 91	60	A	Creighton	85 69								
247	A	Western Ill.	98 71	24	N	Rutgers	69 59								
63	A	Nebraska	83 77	135	H	CSUN	73 63								
				15	H	South Dakota	76 64								

Non-Div I Games: Clarke 91 43

Drake

Loss,
Non-Conf, S Site,
H Home
A Away
N Neutral

Average RPI Win: 260

Average RPI Loss: 81

WON-LOST
RECORDWINNING
PCT. RANKLAST 10
GAMESSTRENGTH OF
SCHEDULEOPP. STRENGTH
OF SCHEDULETEAM
RPIADJ.
RPICONF.
RPIADJ CONF.
RPIDIV. I ONLY
DIV. I NON-CONF.8- 3
8- 371
728-2
1- 0290
288180
178167
169167
16914
1414
14

TOTALS

RPI 1-25

RPI 26-50

W-L RECORDS

RPI 51-100

RPI 101-150

RPI 150+

8- 3
3- 2
4- 0
1- 10- 0
0- 0
0- 0
0- 01- 0
1- 0
0- 0
0- 0OVERALL
HOME
AWAY
NEUTRAL0- 3
0- 2
0- 0
0- 10- 0
0- 0
0- 0
0- 07- 0
2- 0
4- 0
1- 08- 3
3- 2
4- 0
1- 10- 0
0- 0
0- 0
0- 01- 0
1- 0
0- 0
0- 0NON-CONFERENCE
HOME
AWAY
NEUTRAL0- 3
0- 2
0- 0
0- 10- 0
0- 0
0- 0
0- 07- 0
2- 0
4- 0
1- 00- 0
0- 0
0- 0
0- 00- 0
0- 0
0- 0
0- 00- 0
0- 0
0- 0
0- 0CONFERENCE
HOME
AWAY
NEUTRAL0- 0
0- 0
0- 0
0- 00- 0
0- 0
0- 0
0- 00- 0
0- 0
0- 0
0- 0

RPI 1-25

RPI S Opponent Score

RPI 26-50

RPI S Opponent Score
42 H Bucknel l 64 42

RPI 51-100

RPI S Opponent Score
71 H Qui nni pi ac 52 56
85 N Wright St. 63 71
88 H Penn 39 55

RPI 101+

Team's RPI: 167

RPI S Opponent Score
266 A Ri chmond 58 35
269 A La Salle 58 43
285 H Sai nt Joseph' s 51 34
292 A Vermont 60 44
293 H Gardner-Webb 65 48
296 N Si ena 51 39
336 A Manhattan 53 39

LAST 12 Division I GAMES:

292 A Vermont 60 44	85 N Wright St. 63 71
266 A Ri chmond 58 35	336 A Manhattan 53 39
88 H Penn 39 55	269 A La Salle 58 43
293 H Gardner-Webb 65 48	296 N Si ena 51 39
71 H Qui nni pi ac 52 56	42 H Bucknel l 64 42
	285 H Sai nt Joseph' s 51 34

D
r
e
x
e
lD
r
e
x
e
l

Non-Div I Games:

Drexel

D
u
k
eD
u
k
e

Duke

Average RPI	Win: 194	WON-LOST RECORD	WINNING PCT. RANK	LAST 10 GAMES	STRENGTH OF SCHEDULE	OPP. STRENGTH OF SCHEDULE	TEAM RPI	ADJ. RPI	CONF. RPI	ADJ. CONF. RPI
Average RPI	Loss: 93									
DIV. I ONLY		5- 7	202	5-5	63	124	126	126	16	16
DIV. I NON-CONF.		5- 7	205	0- 1	63	121	124	124	18	18

TOTALS	RPI 1-25		RPI 26-50	W-L RECORDS	RPI 51-100		RPI 101-150		RPI 150+	
5- 7	0- 2		0- 0	OVERALL	0- 3		1- 1		4- 1	
2- 2	0- 1		0- 0	HOME	0- 1		0- 0		2- 0	
3- 3	0- 0		0- 0	AWAY	0- 2		1- 1		2- 0	
0- 2	0- 1		0- 0	NEUTRAL	0- 0		0- 0		0- 1	
5- 7	0- 2		0- 0	NON-CONFERENCE	0- 3		1- 1		4- 1	
2- 2	0- 1		0- 0	HOME	0- 1		0- 0		2- 0	
3- 3	0- 0		0- 0	AWAY	0- 2		1- 1		2- 0	
0- 2	0- 1		0- 0	NEUTRAL	0- 0		0- 0		0- 1	
0- 0	0- 0		0- 0	CONFERENCE	0- 0		0- 0		0- 0	
0- 0	0- 0		0- 0	HOME	0- 0		0- 0		0- 0	
0- 0	0- 0		0- 0	AWAY	0- 0		0- 0		0- 0	
0- 0	0- 0		0- 0	NEUTRAL	0- 0		0- 0		0- 0	

RPI 1-25				RPI 26-50				RPI 51-100				RPI 101+ Team's RPI: 126			
RPI	S	Opponent	Score	RPI	S	Opponent	Score	RPI	S	Opponent	Score	RPI	S	Opponent	Score
5	N	Syracuse	71 87					77	A	Texas	41 78	102	A	Penn St.	64 58
19	H	UCF	63 71					81	A	Toledo	52 65	109	A	TCU	48 61
								90	H	Pittsburgh	58 66	152	A	Kent St.	77 72
												209	H	Mt. St. Mary's	73 64
												233	A	Saint Francis (PA)	93 73
												270	N	Liberty	51 55
												272	H	ETSU	66 58

LAST 12 Division I GAMES:															
90	H	Pittsburgh	58 66	102	A	Penn St.	64 58	152	A	Kent St.	77 72	233	A	Saint Francis (PA)	93 73
270	N	Liberty	51 55	81	A	Toledo	52 65	209	H	Mt. St. Mary's	73 64	77	A	Texas	41 78
5	N	Syracuse	71 87												
272	H	ETSU	66 58												
19	H	UCF	63 71												
109	A	TCU	48 61												

Non-Div I Games:

Duquesne

Average RPI Win:	234	WON-LOST	WINNING	LAST 10	STRENGTH OF	OPP. STRENGTH	TEAM	ADJ.	CONF.	ADJ CONF.
Average RPI Loss:	120	RECORD	PCT. RANK	GAMES	SCHEDULE	OF SCHEDULE	RPI	RPI	RPI	RPI
DIV. I ONLY	2- 14	320	2-8	95	154	272	272	23	23	
DIV. I NON-CONF.	2- 14	319	0- 2	95	153	273	273	23	23	

TOTALS	RPI 1-25	RPI 26-50	W-L RECORDS	RPI 51-100	RPI 101-150	RPI 150+				
2- 14	0- 3	0- 0	OVERALL	0- 2	0- 4	2- 5				
2- 4	0- 0	0- 0	HOME	0- 0	0- 1	2- 3				
0- 7	0- 2	0- 0	AWAY	0- 1	0- 3	0- 1				
0- 3	0- 1	0- 0	NEUTRAL	0- 1	0- 0	0- 1				
2- 14	0- 3	0- 0	NON-CONFERENCE	0- 2	0- 4	2- 5				
2- 4	0- 0	0- 0	HOME	0- 0	0- 1	2- 3				
0- 7	0- 2	0- 0	AWAY	0- 1	0- 3	0- 1				
0- 3	0- 1	0- 0	NEUTRAL	0- 1	0- 0	0- 1				
0- 0	0- 0	0- 0	CONFERENCE	0- 0	0- 0	0- 0				
0- 0	0- 0	0- 0	HOME	0- 0	0- 0	0- 0				
0- 0	0- 0	0- 0	AWAY	0- 0	0- 0	0- 0				
0- 0	0- 0	0- 0	NEUTRAL	0- 0	0- 0	0- 0				

RPI	S	Opponent	Score
21	A	Michigan St.	53 75
24	N	Rutgers	44 68
25	A	Tennessee	61 80

RPI	S	Opponent	Score
-----	---	----------	-------

RPI	S	Opponent	Score
64	N	South Carolina	55 101
83	A	Radford	64 79

RPI	S	Opponent	Score
107	H	Houston	77 84
126	A	Duquesne	58 66
132	A	South Alabama	74 81
143	A	Cincinnati	64 77
153	H	Troy	66 84
157	N	Western Ky.	68 82
160	H	Appalachian St.	95 64
180	H	High Point	65 73
201	A	UNC Asheville	55 56
270	H	Liberty	86 89
307	H	N.C. A&T	61 56

LAST 12 Division I GAMES:

24	N	Rutgers	44	68	307	H	N.C. A&T	61	56
157	N	Western Ky.	68	82	201	A	UNC Asheville	55	56
180	H	High Point	65	73	270	H	Liberty	86	89
25	A	Tennessee	61	80	107	H	Houston	77	84
126	A	Duquesne	58	66	160	H	Appalachian St.	95	64
64	N	South Carolina	55	101	132	A	South Alabama	74	81

Non-Div I Games:

ETSU

Average RPI	Win:	260	WON-LOST	WINNING	LAST 10	STRENGTH OF	OPP. STRENGTH	TEAM	ADJ.	CONF.	ADJ CONF.
Average RPI	Loss:	110	RECORD	PCT. RANK	GAMES	SCHEDULE	OF SCHEDULE	RPI	RPI	RPI	RPI
DIV. I ONLY		9- 4		84	6-4	303	218	192	192	8	8
DIV. I NON-CONF.		9- 4		85	0- 1	303	217	191	191	8	8

TOTALS	RPI 1-25		RPI 26-50		W-L RECORDS	RPI 51-100		RPI 101-150		RPI 150+	
9- 4	0- 0		0- 1		OVERALL	1- 1		0- 1		8- 1	
7- 1	0- 0		0- 0		HOME	1- 0		0- 1		6- 0	
0- 3	0- 0		0- 1		AWAY	0- 1		0- 0		0- 1	
2- 0	0- 0		0- 0		NEUTRAL	0- 0		0- 0		2- 0	
9- 4	0- 0		0- 1		NON-CONFERENCE	1- 1		0- 1		8- 1	
7- 1	0- 0		0- 0		HOME	1- 0		0- 1		6- 0	
0- 3	0- 0		0- 1		AWAY	0- 1		0- 0		0- 1	
2- 0	0- 0		0- 0		NEUTRAL	0- 0		0- 0		2- 0	
0- 0	0- 0		0- 0		CONFERENCE	0- 0		0- 0		0- 0	
0- 0	0- 0		0- 0		HOME	0- 0		0- 0		0- 0	
0- 0	0- 0		0- 0		AWAY	0- 0		0- 0		0- 0	
0- 0	0- 0		0- 0		NEUTRAL	0- 0		0- 0		0- 0	

RPI	S	Opponent	Score	RPI	S	Opponent	Score	RPI	S	Opponent	Score	RPI	S	Opponent	Score	Team's RPI: 192
39	A	Duke	66 83	79	A	Charlotte	46 52	149	H	UNCW	68 71	173	A	William & Mary	43 63	
				80	H	Wake Forest	70 61	222	H	UMES	84 69	239	H	Monmouth	73 67	
								251	H	Kennesaw St.	68 56	270	H	Liberty	66 63	
								278	N	South Carolina St.	71 63	312	H	USC Upstate	63 53	
								341	H	Grand Canyon	59 47	343	N	Longwood	61 52	

LAST 12 Division I GAMES:																
149	H	UNCW	68 71	270	H	Liberty	66 63									
39	A	Duke	66 83	79	A	Charlotte	46 52									
278	N	South Carolina St.	71 63	173	A	William & Mary	43 63									
343	N	Longwood	61 52	80	H	Wake Forest	70 61									
312	H	USC Upstate	63 53	251	H	Kennesaw St.	68 56									
239	H	Monmouth	73 67	341	H	Grand Canyon	59 47									

Non-Div I Games:

East Carolina

Average RPI Win:	255	WON-LOST	WINNING	LAST 10	STRENGTH OF	OPP. STRENGTH	TEAM	ADJ.	CONF.	ADJ CONF.
Average RPI Loss:	133	RECORD	PCT. RANK	GAMES	SCHEDULE	OF SCHEDULE	RPI	RPI	RPI	RPI
DIV. I ONLY	3- 5	226	5-5	129	297	194	194	20	20	
DIV. I NON-CONF.	3- 5	226	0- 0	130	297	193	193	20	20	

TOTALS	RPI 1-25	RPI 26-50	W-L RECORDS	RPI 51-100	RPI 101-150	RPI 150+				
3- 5	0- 1	0- 0	OVERALL	0- 1	0- 2	3- 1				
2- 0	0- 0	0- 0	HOME	0- 0	0- 0	2- 0				
0- 5	0- 1	0- 0	AWAY	0- 1	0- 2	0- 1				
1- 0	0- 0	0- 0	NEUTRAL	0- 0	0- 0	1- 0				
3- 5	0- 1	0- 0	NON-CONFERENCE	0- 1	0- 2	3- 1				
2- 0	0- 0	0- 0	HOME	0- 0	0- 0	2- 0				
0- 5	0- 1	0- 0	AWAY	0- 1	0- 2	0- 1				
1- 0	0- 0	0- 0	NEUTRAL	0- 0	0- 0	1- 0				
0- 0	0- 0	0- 0	CONFERENCE	0- 0	0- 0	0- 0				
0- 0	0- 0	0- 0	HOME	0- 0	0- 0	0- 0				
0- 0	0- 0	0- 0	AWAY	0- 0	0- 0	0- 0				
0- 0	0- 0	0- 0	NEUTRAL	0- 0	0- 0	0- 0				

RPI 1-25				RPI 26-50				RPI 51-100				RPI 101+				Team's RPI: 194
RPI	S	Opponent	Score	RPI	S	Opponent	Score	RPI	S	Opponent	Score	RPI	S	Opponent	Score	
17	A	Butler	37 72					89	A	Northern Ill.	59 78	117	A	Southern Ill.	59 73	
												137	A	Bradley	64 67	
												171	H	Indiana St.	63 39	
												247	N	Western Ill.	64 62	
												306	A	Valparaiso	60 62	
												346	H	Purdue Fort Wayne	72 63	

LAST 12 Division I GAMES:																
171	H	Indiana St.	63 39	137	A	Bradley	64 67									
89	A	Northern Ill.	59 78	346	H	Purdue Fort Wayne	72 63									
117	A	Southern Ill.	59 73	17	A	Butler	37 72									
247	N	Western Ill.	64 62													
306	A	Valparaiso	60 62													

Non-Div I Games: Lincoln Christian 97 34 Eureka 104 48 Oakland City 102 43

Eastern III.

Average RPI Win:	0	WON-LOST	WINNING	LAST 10	STRENGTH OF	OPP. STRENGTH	TEAM	ADJ.	CONF.	ADJ CONF.
Average RPI Loss:	169	RECORD	PCT. RANK	GAMES	SCHEDULE	OF SCHEDULE	RPI	RPI	RPI	RPI
DIV. I ONLY	0- 9	338	2-8	6	351	242	242	20	20	
DIV. I NON-CONF.	0- 9	336	0- 1	6	351	240	240	20	20	

TOTALS	RPI 1-25	RPI 26-50	W-L RECORDS	RPI 51-100	RPI 101-150	RPI 150+				
0- 9	0- 1	0- 0	OVERALL	0- 1	0- 1	0- 6				
0- 2	0- 0	0- 0	HOME	0- 0	0- 0	0- 2				
0- 5	0- 0	0- 0	AWAY	0- 1	0- 1	0- 3				
0- 2	0- 1	0- 0	NEUTRAL	0- 0	0- 0	0- 1				
0- 9	0- 1	0- 0	NON-CONFERENCE	0- 1	0- 1	0- 6				
0- 2	0- 0	0- 0	HOME	0- 0	0- 0	0- 2				
0- 5	0- 0	0- 0	AWAY	0- 1	0- 1	0- 3				
0- 2	0- 1	0- 0	NEUTRAL	0- 0	0- 0	0- 1				
0- 0	0- 0	0- 0	CONFERENCE	0- 0	0- 0	0- 0				
0- 0	0- 0	0- 0	HOME	0- 0	0- 0	0- 0				
0- 0	0- 0	0- 0	AWAY	0- 0	0- 0	0- 0				
0- 0	0- 0	0- 0	NEUTRAL	0- 0	0- 0	0- 0				

RPI 1-25				RPI 26-50				RPI 51-100				RPI 101+ Team's RPI : 242											
RPI	S	Opponent	Score	RPI	S	Opponent	Score	RPI	S	Opponent	Score	RPI	S	Opponent	Score								
20	N	Florida St.	45 62					61	A	Ohio	60 100	131	A	Miami (OH)	44 60								
												186	A	West Virginia	29 78								
												186	N	West Virginia	39 81								
												196	H	George Mason	75 91								
												206	H	Saint Louis	43 70								
												207	A	Akron	54 63								
												324	A	Western Mich.	53 64								

LAST 12 Division I GAMES:																							
207	A	Akron	54 63	186	N	West Virginia	39 81																
324	A	Western Mich.	53 64	186	A	West Virginia	29 78																
20	N	Florida St.	45 62	196	H	George Mason	75 91																
61	A	Ohio	60 100																				
131	A	Miami (OH)	44 60																				
206	H	Saint Louis	43 70																				

Non-Div I Games: Brescia 70 41 Ky. Christian 90 35

Eastern Ky.

Average RPI Win:	293	WON-LOST	WINNING	LAST 10	STRENGTH OF	OPP. STRENGTH	TEAM	ADJ.	CONF.	ADJ CONF.
Average RPI Loss:	118	RECORD	PCT. RANK	GAMES	SCHEDULE	OF SCHEDULE	RPI	RPI	RPI	RPI

DIV. I ONLY	6- 4	123	6-4	313	202	221	221	9	9
DIV. I NON-CONF.	6- 4	126	0- 0	312	198	220	220	9	9
TOTALS	RPI 1-25	RPI 26-50	W-L RECORDS	RPI 51-100	RPI 101-150	RPI 150+			
6- 4	0- 2	0- 0	OVERALL	0- 0	0- 0	6- 2			
4- 0	0- 0	0- 0	HOME	0- 0	0- 0	4- 0			
2- 1	0- 0	0- 0	AWAY	0- 0	0- 0	2- 1			
0- 3	0- 2	0- 0	NEUTRAL	0- 0	0- 0	0- 1			
6- 4	0- 2	0- 0	NON-CONFERENCE	0- 0	0- 0	6- 2			
4- 0	0- 0	0- 0	HOME	0- 0	0- 0	4- 0			
2- 1	0- 0	0- 0	AWAY	0- 0	0- 0	2- 1			
0- 3	0- 2	0- 0	NEUTRAL	0- 0	0- 0	0- 1			
0- 0	0- 0	0- 0	CONFERENCE	0- 0	0- 0	0- 0			
0- 0	0- 0	0- 0	HOME	0- 0	0- 0	0- 0			
0- 0	0- 0	0- 0	AWAY	0- 0	0- 0	0- 0			
0- 0	0- 0	0- 0	NEUTRAL	0- 0	0- 0	0- 0			

RPI S	RPI 1-25	Score	RPI S	RPI 26-50	Score	RPI S	RPI 51-100	Score	RPI S	RPI 101+	Team's RPI: 221	Score
6 N	Iowa St.	59 85							177 A	Illinois	66 72	
17 N	Butler	63 73							195 H	Illinois St.	50 41	
									220 H	Cleveland St.	69 63	
									273 N	UNC Greensboro	44 49	
									322 H	Detroit Mercy	60 53	
									330 H	UIC	52 38	
									343 A	Longwood	64 45	
									346 A	Purdue Fort Wayne	87 72	
LAST 12 Division I GAMES:												
330 H	UIC	52 38	17 N	Butler	63 73	273 N	UNC Greensboro	44 49				
6 N	Iowa St.	59 85	343 A	Longwood	64 45	346 A	Purdue Fort Wayne	87 72				
195 H	Illinois St.	50 41	322 H	Detroit Mercy	60 53	177 A	Illinois	66 72				
220 H	Cleveland St.	69 63										

Non-Div I Games: Northwood 53 39

Eastern Mich.

Average RPI Win:	337	WON-LOST	WINNING	LAST 10	STRENGTH OF	OPP. STRENGTH	TEAM	ADJ.	CONF.	ADJ CONF.
Average RPI Loss:	109	RECORD	PCT. RANK	GAMES	SCHEDULE	OF SCHEDULE	RPI	RPI	RPI	RPI

DIV. I ONLY	1- 9	324	2-8	50	221	243	243	11	11
DIV. I NON-CONF.	0- 8	336	0- 0	19	215	245	245	11	11
TOTALS	RPI 1-25	RPI 26-50	W-L RECORDS	RPI 51-100	RPI 101-150	RPI 150+			
1- 9	0- 1	0- 1	OVERALL	0- 3	0- 2	1- 2			
0- 3	0- 1	0- 0	HOME	0- 1	0- 1	0- 0			
1- 4	0- 0	0- 1	AWAY	0- 1	0- 1	1- 1			
0- 2	0- 0	0- 0	NEUTRAL	0- 1	0- 0	0- 1			
0- 8	0- 1	0- 1	NON-CONFERENCE	0- 3	0- 1	0- 2			
0- 3	0- 1	0- 0	HOME	0- 1	0- 1	0- 0			
0- 3	0- 0	0- 1	AWAY	0- 1	0- 0	0- 1			
0- 2	0- 0	0- 0	NEUTRAL	0- 1	0- 0	0- 1			
1- 1	0- 0	0- 0	CONFERENCE	0- 0	0- 1	1- 0			
0- 0	0- 0	0- 0	HOME	0- 0	0- 0	0- 0			
1- 1	0- 0	0- 0	AWAY	0- 0	0- 1	1- 0			
0- 0	0- 0	0- 0	NEUTRAL	0- 0	0- 0	0- 0			

RPI 1-25	RPI 26-50	RPI 51-100	RPI 101+ Team's RPI: 243
RPI S Opponent Score	RPI S Opponent Score	RPI S Opponent Score	RPI S Opponent Score
9 H Gonzaga 51 63	47 A BYU 65 80	55 H Utah 51 95	113 H Fresno St. 58 68
		70 N Oregon St. 45 93	129 A Idaho St. 48 63
		76 A Boise St. 55 67	178 N UC Ri versi de 45 57
			301 A Cal Poly 55 59
			337 A Weber St. 64 58
LAST 12 Division I GAMES:			
129 A Idaho St. 48 63	178 N UC Ri versi de 45 57		
337 A Weber St. 64 58	70 N Oregon St. 45 93		
47 A BYU 65 80	76 A Boise St. 55 67		
9 H Gonzaga 51 63	113 H Fresno St. 58 68		
	301 A Cal Poly 55 59		
	55 H Utah 51 95		

Non-Div I Games: Eastern Ore. 66 45

Eastern Wash.

Average RPI Win: 218

Average RPI Loss: 54

WON-LOST
RECORDWINNING
PCT. RANKLAST 10
GAMESSTRENGTH OF
SCHEDULEOPP. STRENGTH
OF SCHEDULETEAM
RPIADJ.
RPICONF.
RPIADJ CONF.
RPIDIV. I ONLY
DIV. I NON-CONF.7- 4
7- 4108
1097-3
0- 1214
20445
46127
125127
12528
2828
28

TOTALS

RPI 1-25

RPI 26-50

W-L RECORDS

RPI 51-100

RPI 101-150

RPI 150+

7- 4

0- 1

0- 2

OVERALL

0- 0

2- 1

5- 0

4- 1

0- 0

0- 0

HOME

0- 0

2- 1

2- 0

2- 2

0- 0

0- 2

AWAY

0- 0

0- 0

2- 0

1- 1

0- 1

0- 0

NEUTRAL

0- 0

0- 0

1- 0

7- 4

0- 1

0- 2

NON-CONFERENCE

0- 0

2- 1

5- 0

4- 1

0- 0

0- 0

HOME

0- 0

2- 1

2- 0

2- 2

0- 0

0- 2

AWAY

0- 0

0- 0

2- 0

1- 1

0- 1

0- 0

NEUTRAL

0- 0

0- 0

1- 0

0- 0

0- 0

0- 0

CONFERENCE

0- 0

0- 0

0- 0

0- 0

0- 0

0- 0

HOME

0- 0

0- 0

0- 0

0- 0

0- 0

0- 0

AWAY

0- 0

0- 0

0- 0

0- 0

0- 0

0- 0

NEUTRAL

0- 0

0- 0

0- 0

RPI 1-25

RPI 26-50

RPI 51-100

RPI 101+

Team's RPI: 127

RPI	S	Opponent	Score
4	N	Stanford	65 88

RPI	S	Opponent	Score
33	A	South Dakota St.	62 80
39	A	Duke	41 57

RPI	S	Opponent	Score
-----	---	----------	-------

RPI	S	Opponent	Score
107	H	Houston	76 71
140	H	UAB	60 62
145	H	Abilene Christian	81 65
182	N	American	90 71
233	A	Saint Francis (PA)	83 69
241	H	Coppin St.	93 61
281	A	Hawaii	73 67
335	H	FIU	100 58

LAST 12 Division I GAMES:

140	H	UAB	60 62	39	A	Duke	41 57
241	H	Coppin St.	93 61	281	A	Hawaii	73 67
145	H	Abilene Christian	81 65	4	N	Stanford	65 88
233	A	Saint Francis (PA)	83 69	335	H	FIU	100 58
107	H	Houston	76 71	33	A	South Dakota St.	62 80
182	N	American	90 71				

Non-Div I Games: Fla. Memorial 99 68 Johnson & Wales (FL) 109 64

FGCU

Average RPI Win:	336	WON-LOST	WINNING	LAST 10	STRENGTH OF	OPP. STRENGTH	TEAM	ADJ.	CONF.	ADJ CONF.
Average RPI Loss:	180	RECORD	PCT. RANK	GAMES	SCHEDULE	OF SCHEDULE	RPI	RPI	RPI	RPI
DIV. I ONLY	3- 9	270	3-7	275	333	335	335	19	19	
DIV. I NON-CONF.	3- 9	269	0- 1	274	332	336	336	19	19	

TOTALS	RPI 1-25	RPI 26-50	W-L RECORDS	RPI 51-100	RPI 101-150	RPI 150+				
3- 9	0- 0	0- 1	OVERALL	0- 0	0- 2	3- 6				
3- 6	0- 0	0- 1	HOME	0- 0	0- 1	3- 4				
0- 3	0- 0	0- 0	AWAY	0- 0	0- 1	0- 2				
0- 0	0- 0	0- 0	NEUTRAL	0- 0	0- 0	0- 0				
3- 9	0- 0	0- 1	NON-CONFERENCE	0- 0	0- 2	3- 6				
3- 6	0- 0	0- 1	HOME	0- 0	0- 1	3- 4				
0- 3	0- 0	0- 0	AWAY	0- 0	0- 1	0- 2				
0- 0	0- 0	0- 0	NEUTRAL	0- 0	0- 0	0- 0				
0- 0	0- 0	0- 0	CONFERENCE	0- 0	0- 0	0- 0				
0- 0	0- 0	0- 0	HOME	0- 0	0- 0	0- 0				
0- 0	0- 0	0- 0	AWAY	0- 0	0- 0	0- 0				
0- 0	0- 0	0- 0	NEUTRAL	0- 0	0- 0	0- 0				

RPI	S	Opponent	Score	RPI	S	Opponent	Score	RPI	S	Opponent	Score	RPI	S	Opponent	Score
38	H	Miami (FL)	43 94									127	A	FGCU	58 100
												132	H	South Alabama	77 84
												172	H	Georgia St.	61 67
												191	H	Campbell	54 59
												204	H	Howard	62 89
												225	A	Bethune-Cookman	57 68
												232	H	Jacksonville	62 73
												298	A	North Florida	53 62
												327	H	Florida A&M	77 54
												332	H	Morgan St.	59 50
												350	H	Alcorn	75 40

Team's RPI: 335															
LAST 12 Division I GAMES:															
232	H	Jacksonville	62 73	132	H	South Alabama	77 84								
350	H	Alcorn	75 40	191	H	Campbell	54 59								
204	H	Howard	62 89	225	A	Bethune-Cookman	57 68								
298	A	North Florida	53 62	127	A	FGCU	58 100								
332	H	Morgan St.	59 50	172	H	Georgia St.	61 67								
327	H	Florida A&M	77 54	38	H	Miami (FL)	43 94								

Non-Div I Games: Palm Beach Atl. 63 66

Average RPI Win:	315	WON-LOST	WINNING	LAST 10	STRENGTH OF	OPP. STRENGTH	TEAM	ADJ.	CONF.	ADJ CONF.
Average RPI Loss:	163	RECORD	PCT. RANK	GAMES	SCHEDULE	OF SCHEDULE	RPI	RPI	RPI	RPI
DIV. I ONLY	3- 8	264	2-8	204	313	277	277	27	27	
DIV. I NON-CONF.	3- 8	265	1- 0	196	311	279	279	27	27	

TOTALS	RPI 1-25	RPI 26-50	W-L RECORDS	RPI 51-100	RPI 101-150	RPI 150+				
3- 8	0- 0	0- 2	OVERALL	0- 0	0- 1	3- 5				
1- 2	0- 0	0- 1	HOME	0- 0	0- 0	1- 1				
1- 3	0- 0	0- 0	AWAY	0- 0	0- 1	1- 2				
1- 3	0- 0	0- 1	NEUTRAL	0- 0	0- 0	1- 2				
3- 8	0- 0	0- 2	NON-CONFERENCE	0- 0	0- 1	3- 5				
1- 2	0- 0	0- 1	HOME	0- 0	0- 0	1- 1				
1- 3	0- 0	0- 0	AWAY	0- 0	0- 1	1- 2				
1- 3	0- 0	0- 1	NEUTRAL	0- 0	0- 0	1- 2				
0- 0	0- 0	0- 0	CONFERENCE	0- 0	0- 0	0- 0				
0- 0	0- 0	0- 0	HOME	0- 0	0- 0	0- 0				
0- 0	0- 0	0- 0	AWAY	0- 0	0- 0	0- 0				
0- 0	0- 0	0- 0	NEUTRAL	0- 0	0- 0	0- 0				

RPI 1-25				RPI 26-50				RPI 51-100				RPI 101+ Team's RPI: 277			
RPI	S	Opponent	Score	RPI	S	Opponent	Score	RPI	S	Opponent	Score	RPI	S	Opponent	Score
				35	H	Northeastern	50 59					110	A	Xavier	35 48
				42	N	Bucknell	54 77					173	H	William & Mary	54 60
												212	N	Massachusetts	49 59
												231	A	Dartmouth	46 59
												236	N	Furman	70 77
												265	A	Brown	49 68
												266	A	Richmond	58 40
												330	N	UIC	68 60
												349	H	LIU Brooklyn	71 43
LAST 12 Division I GAMES:															
				231	A	Dartmouth	46 59	330	N	UIC	68 60				
				35	H	Northeastern	50 59	236	N	Furman	70 77				
				173	H	William & Mary	54 60	110	A	Xavier	35 48				
				212	N	Massachusetts	49 59	349	H	LIU Brooklyn	71 43				
				42	N	Bucknell	54 77	266	A	Richmond	58 40				
				265	A	Brown	49 68								

Non-Div I Games:

Fairfield

Average RPI Win:	334	WON-LOST	WINNING	LAST 10	STRENGTH OF	OPP. STRENGTH	TEAM	ADJ.	CONF.	ADJ CONF.
Average RPI Loss:	252	RECORD	PCT. RANK	GAMES	SCHEDULE	OF SCHEDULE	RPI	RPI	RPI	RPI
DIV. I ONLY	1- 8	323	2-8	316	348	347	347	31	31	
DIV. I NON-CONF.	1- 8	322	0- 0	315	348	347	347	31	31	

TOTALS	RPI 1-25	RPI 26-50	W-L RECORDS	RPI 51-100	RPI 101-150	RPI 150+				
1- 8	0- 0	0- 0	OVERALL	0- 1	0- 0	1- 7				
1- 2	0- 0	0- 0	HOME	0- 0	0- 0	1- 2				
0- 6	0- 0	0- 0	AWAY	0- 1	0- 0	0- 5				
0- 0	0- 0	0- 0	NEUTRAL	0- 0	0- 0	0- 0				
1- 8	0- 0	0- 0	NON-CONFERENCE	0- 1	0- 0	1- 7				
1- 2	0- 0	0- 0	HOME	0- 0	0- 0	1- 2				
0- 6	0- 0	0- 0	AWAY	0- 1	0- 0	0- 5				
0- 0	0- 0	0- 0	NEUTRAL	0- 0	0- 0	0- 0				
0- 0	0- 0	0- 0	CONFERENCE	0- 0	0- 0	0- 0				
0- 0	0- 0	0- 0	HOME	0- 0	0- 0	0- 0				
0- 0	0- 0	0- 0	AWAY	0- 0	0- 0	0- 0				
0- 0	0- 0	0- 0	NEUTRAL	0- 0	0- 0	0- 0				

RPI 1-25				RPI 26-50				RPI 51-100				RPI 101+				Team's RPI: 347	
RPI	S	Opponent	Score	RPI	S	Opponent	Score	RPI	S	Opponent	Score	RPI	S	Opponent	Score		
								97	A	Stony Brook	49	63	183	A	Air Force	37	85
												204	H	Howard	58	79	
												263	A	Binghamton	54	73	
												280	A	Saint Peter's	58	75	
												319	A	Army West Point	40	62	
												328	A	Colgate	52	71	
												334	H	NJIT	64	43	
												339	H	Lafayette	57	63	
LAST 12 Division I GAMES:																	
328	A	Colgate	52	71	280	A	Saint Peter's	58	75								
263	A	Binghamton	54	73	97	A	Stony Brook	49	63								
204	H	Howard	58	79	319	A	Army West Point	40	62								
334	H	NJIT	64	43													
183	A	Air Force	37	85													
339	H	Lafayette	57	63													

Non-Div I Games: Georgian Court 70 45 Rutgers-Newark 97 51

Fairleigh Dickinson

Average RPI Win:	300	WON-LOST	WINNING	LAST 10	STRENGTH OF	OPP. STRENGTH	TEAM	ADJ.	CONF.	ADJ CONF.
Average RPI Loss:	189	RECORD	PCT. RANK	GAMES	SCHEDULE	OF SCHEDULE	RPI	RPI	RPI	RPI
DIV. I ONLY	3- 10	278	3-7	232	324	314	314	19	19	
DIV. I NON-CONF.	3- 10	277	0- 1	228	321	315	315	19	19	

TOTALS	RPI 1-25	RPI 26-50	W-L RECORDS	RPI 51-100	RPI 101-150	RPI 150+				
3- 10	0- 1	0- 0	OVERALL	0- 1	0- 1	3- 7				
2- 6	0- 0	0- 0	HOME	0- 0	0- 1	2- 5				
1- 4	0- 1	0- 0	AWAY	0- 1	0- 0	1- 2				
0- 0	0- 0	0- 0	NEUTRAL	0- 0	0- 0	0- 0				
3- 10	0- 1	0- 0	NON-CONFERENCE	0- 1	0- 1	3- 7				
2- 6	0- 0	0- 0	HOME	0- 0	0- 1	2- 5				
1- 4	0- 1	0- 0	AWAY	0- 1	0- 0	1- 2				
0- 0	0- 0	0- 0	NEUTRAL	0- 0	0- 0	0- 0				
0- 0	0- 0	0- 0	CONFERENCE	0- 0	0- 0	0- 0				
0- 0	0- 0	0- 0	HOME	0- 0	0- 0	0- 0				
0- 0	0- 0	0- 0	AWAY	0- 0	0- 0	0- 0				
0- 0	0- 0	0- 0	NEUTRAL	0- 0	0- 0	0- 0				

RPI 1-25				RPI 26-50				RPI 51-100				RPI 101+ Team's RPI: 314			
RPI	S	Opponent	Score	RPI	S	Opponent	Score	RPI	S	Opponent	Score	RPI	S	Opponent	Score
21	A	Michigan St.	74 89					65	A	Tulane	45 88	137	H	Bradley	59 80
												165	A	Little Rock	38 61
												172	H	Georgia St.	59 75
												206	H	Saint Louis	61 93
												236	A	Furman	57 73
												257	H	Hampton	68 72
												266	H	Richmond	69 55
												296	A	Siena	70 66
												307	H	N. C. A&T	65 67
												324	H	Western Mich.	59 69
												339	H	Lafayette	53 49
LAST 12 Division I GAMES:															
296	A	Siena	70 66	206	H	Saint Louis	61 93	137	H	Bradley	59 80				
65	A	Tulane	45 88	307	H	N. C. A&T	65 67	21	A	Michigan St.	74 89				
339	H	Lafayette	53 49	324	H	Western Mich.	59 69	236	A	Furman	57 73				
266	H	Richmond	69 55												
165	A	Little Rock	38 61												
172	H	Georgia St.	59 75												

Non-Div I Games:

Fla. Atlantic

F
l
o
r
i
d
a

Florida				Through Games Of Dec. 31, 2018																
Average RPI Win:		266	WON-LOST		WINNING		LAST 10		STRENGTH OF		OPP. STRENGTH		TEAM		ADJ.		CONF.		ADJ CONF.	
Average RPI Loss:		110	RECORD		PCT. RANK		GAMES		SCHEDULE		OF SCHEDULE		RPI		RPI		RPI		RPI	
DIV. I ONLY		4- 9		252		4-6		119		186		245		245		6		6		
DIV. I NON-CONF.		4- 9		253		0- 1		118		183		242		242		6		6		

TOTALS		RPI 1-25		RPI 26-50		W-L RECORDS		RPI 51-100		RPI 101-150		RPI 150+								
4- 9		0- 2		0- 1		OVERALL		0- 3		0- 1		4- 2								
4- 3		0- 0		0- 1		HOME		0- 1		0- 0		4- 1								
0- 5		0- 2		0- 0		AWAY		0- 1		0- 1		0- 1								
0- 1		0- 0		0- 0		NEUTRAL		0- 1		0- 0		0- 0								
4- 9		0- 2		0- 1		NON-CONFERENCE		0- 3		0- 1		4- 2								
4- 3		0- 0		0- 1		HOME		0- 1		0- 0		4- 1								
0- 5		0- 2		0- 0		AWAY		0- 1		0- 1		0- 1								
0- 1		0- 0		0- 0		NEUTRAL		0- 1		0- 0		0- 0								
0- 0		0- 0		0- 0		CONFERENCE		0- 0		0- 0		0- 0								
0- 0		0- 0		0- 0		HOME		0- 0		0- 0		0- 0								
0- 0		0- 0		0- 0		AWAY		0- 0		0- 0		0- 0								
0- 0		0- 0		0- 0		NEUTRAL		0- 0		0- 0		0- 0								

RPI 1-25				RPI 26-50				RPI 51-100				RPI 101+				Team's RPI: 245				
RPI	S	Opponent	Score	RPI	S	Opponent	Score	RPI	S	Opponent	Score	RPI	S	Opponent	Score					
12	A	Indiana	64 83	35	H	Northeastern	66 79	55	N	Utah	58 74	144	A	Ohio St.	41 46					
20	A	Florida St.	56 63					75	H	Northwestern	74 83	159	H	Texas Tech	72 67					
								93	A	Mercer	82 92	225	H	Bethune-Cookman	64 53					
												264	A	UNLV	53 56					
												293	H	Gardner-Webb	58 60					
												327	H	Florida A&M	62 38					
												351	H	Charleston So.	70 60					

LAST 12 Division I GAMES:																				
159	H	Texas Tech	72 67	264	A	UNLV	53 56	351	H	Charleston So.	70 60	55	N	Utah	58 74					
35	H	Northeastern	66 79	50	H	Florida St.	56 63	144	A	Ohio St.	41 46	327	H	Florida A&M	62 38					
12	A	Indiana	64 83	75	H	Northwestern	74 83	225	H	Bethune-Cookman	64 53									
75	H	Northwestern	74 83	93	A	Mercer	82 92													
93	A	Mercer	82 92																	
20	A	Florida St.	56 63																	

F
l
o
r
i
d
a

Non-Div I Games:

Florida

Average RPI Win:	131	WON-LOST	WINNING	LAST 10	STRENGTH OF	OPP. STRENGTH	TEAM	ADJ.	CONF.	ADJ CONF.
Average RPI Loss:	203	RECORD	PCT. RANK	GAMES	SCHEDULE	OF SCHEDULE	RPI	RPI	RPI	RPI
DIV. I ONLY	1- 10	328	2-8	185	261	327	327	32	32	
DIV. I NON-CONF.	1- 10	330	0- 1	181	256	328	328	32	32	

TOTALS	RPI 1-25	RPI 26-50	W-L RECORDS	RPI 51-100	RPI 101-150	RPI 150+				
1- 10	0- 1	0- 1	OVERALL	0- 1	1- 0	0- 7				
1- 1	0- 0	0- 0	HOME	0- 0	1- 0	0- 1				
0- 6	0- 1	0- 1	AWAY	0- 0	0- 0	0- 4				
0- 3	0- 0	0- 0	NEUTRAL	0- 1	0- 0	0- 2				
1- 10	0- 1	0- 1	NON-CONFERENCE	0- 1	1- 0	0- 7				
1- 1	0- 0	0- 0	HOME	0- 0	1- 0	0- 1				
0- 6	0- 1	0- 1	AWAY	0- 0	0- 0	0- 4				
0- 3	0- 0	0- 0	NEUTRAL	0- 1	0- 0	0- 2				
0- 0	0- 0	0- 0	CONFERENCE	0- 0	0- 0	0- 0				
0- 0	0- 0	0- 0	HOME	0- 0	0- 0	0- 0				
0- 0	0- 0	0- 0	AWAY	0- 0	0- 0	0- 0				
0- 0	0- 0	0- 0	NEUTRAL	0- 0	0- 0	0- 0				

RPI 1-25				RPI 26-50				RPI 51-100				RPI 101+ Team's RPI: 327			
RPI	S	Opponent	Score	RPI	S	Opponent	Score	RPI	S	Opponent	Score	RPI	S	Opponent	Score
25	A	Tennessee	31 96	38	A	Miami (FL)	54 103	65	N	Tulane	34 78	131	H	Miami (OH)	57 56
												166	H	Jacksonville St.	31 62
												238	A	Stetson	44 69
												245	A	Florida	38 62
												297	N	Omaha	50 57
												298	A	North Florida	53 64
												324	N	Western Mich.	50 69
												335	A	FIU	54 77

LAST 12 Division I GAMES:															
245	A	Florida	38 62	297	N	Omaha	50 57	65	N	Tulane	34 78	131	H	Miami (OH)	57 56
335	A	FIU	54 77	38	A	Miami (FL)	54 103	324	N	Western Mich.	50 69	238	A	Stetson	44 69
25	A	Tennessee	31 96	324	N	Western Mich.	50 69	238	A	Stetson	44 69	166	H	Jacksonville St.	31 62
298	A	North Florida	53 64	131	H	Miami (OH)	57 56								

Non-Div I Games: Edward Waters 70 64

Florida A&M

Average RPI Win:	156	WON-LOST	WINNING	LAST 10	STRENGTH OF	OPP. STRENGTH	TEAM	ADJ.	CONF.	ADJ CONF.
Average RPI Loss:	59	RECORD	PCT. RANK	GAMES	SCHEDULE	OF SCHEDULE	RPI	RPI	RPI	RPI
DIV. I ONLY	12- 1	11	9-1	117	68	20	20	1	1	
DIV. I NON-CONF.	12- 1	11	1- 0	115	64	19	19	1	1	

TOTALS	RPI 1-25	RPI 26-50	W-L RECORDS	RPI 51-100	RPI 101-150	RPI 150+				
12- 1	1- 0	0- 0	OVERALL	3- 1	1- 0	7- 0				
6- 1	0- 0	0- 0	HOME	0- 1	1- 0	5- 0				
4- 0	0- 0	0- 0	AWAY	3- 0	0- 0	1- 0				
2- 0	1- 0	0- 0	NEUTRAL	0- 0	0- 0	1- 0				
12- 1	1- 0	0- 0	NON-CONFERENCE	3- 1	1- 0	7- 0				
6- 1	0- 0	0- 0	HOME	0- 1	1- 0	5- 0				
4- 0	0- 0	0- 0	AWAY	3- 0	0- 0	1- 0				
2- 0	1- 0	0- 0	NEUTRAL	0- 0	0- 0	1- 0				
0- 0	0- 0	0- 0	CONFERENCE	0- 0	0- 0	0- 0				
0- 0	0- 0	0- 0	HOME	0- 0	0- 0	0- 0				
0- 0	0- 0	0- 0	AWAY	0- 0	0- 0	0- 0				
0- 0	0- 0	0- 0	NEUTRAL	0- 0	0- 0	0- 0				

RPI	S	Opponent	Score	RPI	S	Opponent	Score	RPI	S	Opponent	Score	RPI	S	Opponent	Score
11	N	Iowa	71 67					59	H	LSU	45 58	102	H	Penn St.	87 58
								60	A	Creighton	71 52	153	H	Troy	103 67
								78	A	St. John's (NY)	57 53	172	H	Georgia St.	79 43
								93	A	Mercer	57 56	187	A	Milwaukee	87 62
												232	H	Jacksonville	79 46
												242	N	Eastern Ky.	62 45
												245	H	Florida	63 56
												298	H	North Florida	74 53
LAST 12 Division I GAMES:															
11	N	Iowa	71 67	172	H	Georgia St.	79 43								
242	N	Eastern Ky.	62 45	187	A	Milwaukee	87 62								
59	H	LSU	45 58	60	A	Creighton	71 52								
232	H	Jacksonville	79 46	78	A	St. John's (NY)	57 53								
245	H	Florida	63 56	93	A	Mercer	57 56								
298	H	North Florida	74 53	102	H	Penn St.	87 58								

Non-Div I Games:

Florida St.

Average RPI Win:	199	WON-LOST	WINNING	LAST 10	STRENGTH OF	OPP. STRENGTH	TEAM	ADJ.	CONF.	ADJ CONF.
Average RPI Loss:	82	RECORD	PCT. RANK	GAMES	SCHEDULE	OF SCHEDULE	RPI	RPI	RPI	RPI
DIV. I ONLY	9- 5	103	7-3	167	76	114	114	16	16	
DIV. I NON-CONF.	9- 5	105	1- 0	166	75	115	115	18	18	

TOTALS	RPI 1-25	RPI 26-50	W-L RECORDS	RPI 51-100	RPI 101-150	RPI 150+				
9- 5	0- 0	0- 1	OVERALL	3- 2	1- 2	5- 0				
6- 1	0- 0	0- 0	HOME	3- 0	0- 1	3- 0				
1- 3	0- 0	0- 1	AWAY	0- 1	0- 1	1- 0				
2- 1	0- 0	0- 0	NEUTRAL	0- 1	1- 0	1- 0				
9- 5	0- 0	0- 1	NON-CONFERENCE	3- 2	1- 2	5- 0				
6- 1	0- 0	0- 0	HOME	3- 0	0- 1	3- 0				
1- 3	0- 0	0- 1	AWAY	0- 1	0- 1	1- 0				
2- 1	0- 0	0- 0	NEUTRAL	0- 1	1- 0	1- 0				
0- 0	0- 0	0- 0	CONFERENCE	0- 0	0- 0	0- 0				
0- 0	0- 0	0- 0	HOME	0- 0	0- 0	0- 0				
0- 0	0- 0	0- 0	AWAY	0- 0	0- 0	0- 0				
0- 0	0- 0	0- 0	NEUTRAL	0- 0	0- 0	0- 0				

RPI	S	Opponent	Score	RPI	S	Opponent	Score	RPI	S	Opponent	Score	RPI	S	Opponent	Score	Team's RPI: 114
				35	A	Northeastern	54 58	56	H	Maine	72 64	102	H	Penn St.	55 72	
								62	H	Middle Tenn.	61 49	106	A	Georgetown	38 58	
								77	N	Texas	54 72	118	N	Washington	65 57	
								79	H	Charlotte	71 64	235	N	Ball St.	78 70	
								90	A	Pittsburgh	62 65	260	A	Iona	57 40	
												311	H	Columbia	68 49	
												333	H	Wagner	80 59	
												336	H	Manhattan	65 61	
LAST 12 Division I GAMES:																
				62	H	Middle Tenn.	61 49	77	N	Texas	54 72					
				336	H	Manhattan	65 61	118	N	Washington	65 57					
				106	A	Georgetown	38 58	56	H	Maine	72 64					
				235	N	Ball St.	78 70	260	A	Iona	57 40					
				79	H	Charlotte	71 64	311	H	Columbia	68 49					
				102	H	Penn St.	55 72	90	A	Pittsburgh	62 65					

Non-Div I Games:

Fordham

Average RPI	Win:	207	WON-LOST	WINNING	LAST 10	STRENGTH OF	OPP. STRENGTH	TEAM	ADJ.	CONF.	ADJ CONF.
Average RPI	Loss:	72	RECORD	PCT. RANK	GAMES	SCHEDULE	OF SCHEDULE	RPI	RPI	RPI	RPI
DIV. I ONLY		5- 4	138	7-3	159	81	113	113	10	10	
DIV. I NON-CONF.		5- 4	140	0- 0	159	79	113	113	10	10	

TOTALS	RPI 1-25		RPI 26-50		W-L RECORDS	RPI 51-100		RPI 101-150		RPI 150+	
5- 4	0- 1		0- 1		OVERALL	0- 1		1- 0		4- 1	
4- 0	0- 0		0- 0		HOME	0- 0		1- 0		3- 0	
1- 4	0- 1		0- 1		AWAY	0- 1		0- 0		1- 1	
0- 0	0- 0		0- 0		NEUTRAL	0- 0		0- 0		0- 0	
5- 4	0- 1		0- 1		NON-CONFERENCE	0- 1		1- 0		4- 1	
4- 0	0- 0		0- 0		HOME	0- 0		1- 0		3- 0	
1- 4	0- 1		0- 1		AWAY	0- 1		0- 0		1- 1	
0- 0	0- 0		0- 0		NEUTRAL	0- 0		0- 0		0- 0	
0- 0	0- 0		0- 0		CONFERENCE	0- 0		0- 0		0- 0	
0- 0	0- 0		0- 0		HOME	0- 0		0- 0		0- 0	
0- 0	0- 0		0- 0		AWAY	0- 0		0- 0		0- 0	
0- 0	0- 0		0- 0		NEUTRAL	0- 0		0- 0		0- 0	

RPI 1-25				RPI 26-50				RPI 51-100				RPI 101+ Team's RPI: 113			
RPI	S	Opponent	Score	RPI	S	Opponent	Score	RPI	S	Opponent	Score	RPI	S	Opponent	Score
22	A	Arizona St.	52 68	37	A	UCLA	80 89	54	A	Southern Cal i forni a	61 62	119	H	UT Arl ington	70 61
												176	A	Northern Ariz.	73 86
												184	H	Santa Clara	80 53
												187	H	Milwaukee	65 48
												243	A	Eastern Wash.	68 58
												301	H	Cal Poly	76 58
LAST 12 Division I GAMES:															
22	A	Arizona St.	52 68	184	H	Santa Clara	80 53								
301	H	Cal Poly	76 58	37	A	UCLA	80 89								
176	A	Northern Ariz.	73 86	243	A	Eastern Wash.	68 58								
				54	A	Southern Cal i forni a	61 62								
				119	H	UT Arl ington	70 61								
				187	H	Milwaukee	65 48								

Non-Div I Games: Stanislaus St. 86 51 Fresno Pacific 90 51

Fresno St.

Average RPI Win: 289

Average RPI Loss: 132

WON-LOST
RECORDWINNING
PCT. RANKLAST 10
GAMESSTRENGTH OF
SCHEDULEOPP. STRENGTH
OF SCHEDULETEAM
RPIADJ.
RPICONF.
RPIADJ CONF.
RPIDIV. I ONLY
DIV. I NON-CONF.6- 6
6- 6164
1626-4
0- 1292
290199
195236
235236
23523
2323
23

TOTALS

RPI 1-25

RPI 26-50

W-L RECORDS

RPI 51-100

RPI 101-150

RPI 150+

6- 6 0- 1
4- 1 0- 0
1- 4 0- 1
1- 1 0- 00- 0
0- 0
0- 0
0- 0OVERALL
HOME
AWAY
NEUTRAL0- 2
0- 1
0- 1
0- 00- 1
0- 0
0- 1
0- 06- 2
4- 0
1- 1
1- 16- 6 0- 1
4- 1 0- 0
1- 4 0- 1
1- 1 0- 00- 0
0- 0
0- 0
0- 0NON-CONFERENCE
HOME
AWAY
NEUTRAL0- 2
0- 1
0- 1
0- 00- 1
0- 0
0- 1
0- 06- 2
4- 0
1- 1
1- 10- 0 0- 0
0- 0 0- 0
0- 0 0- 0
0- 0 0- 00- 0
0- 0
0- 0
0- 0CONFERENCE
HOME
AWAY
NEUTRAL0- 0
0- 0
0- 0
0- 00- 0
0- 0
0- 0
0- 00- 0
0- 0
0- 0
0- 0

RPI 1-25

RPI S Opponent Score
18 A Mississippi St. 41 106

RPI 26-50

RPI S Opponent Score

RPI 51-100

RPI S Opponent Score
62 H Middle Tenn. 71 78
64 A South Carolina 53 66

RPI 101+

Team's RPI: 236

RPI S Opponent Score
150 A Georgia 38 61
201 H UNC Asheville 58 47
247 N Western Ill. 78 85
251 A Kennesaw St. 63 74
277 N Fairfield 77 70
293 H Gardner-Webb 70 57
312 H USC Upstate 78 67
314 H Fla. Atlantic 73 57
338 A Col. of Charleston 70 67

LAST 12 Division I GAMES:

64 A South Carolina	53 66	293 H Gardner-Webb	70 57
247 N Western Ill.	78 85	150 A Georgia	38 61
277 N Fairfield	77 70	201 H UNC Asheville	58 47
314 H Fla. Atlantic	73 57	338 A Col. of Charleston	70 67
251 A Kennesaw St.	63 74	18 A Mississippi St.	41 106
62 H Middle Tenn.	71 78	312 H USC Upstate	78 67

Non-Div I Games:

Coker

71 42

Furman

Average RPI Win:	284	WON-LOST	WINNING	LAST 10	STRENGTH OF	OPP. STRENGTH	TEAM	ADJ.	CONF.	ADJ CONF.
Average RPI Loss:	148	RECORD	PCT. RANK	GAMES	SCHEDULE	OF SCHEDULE	RPI	RPI	RPI	RPI
DIV. I ONLY	4- 6	211	5-5	188	323	227	227	15	15	
DIV. I NON-CONF.	4- 6	213	0- 1	183	320	226	226	15	15	

TOTALS	RPI 1-25	RPI 26-50	W-L RECORDS	RPI 51-100	RPI 101-150	RPI 150+				
4- 6	0- 0	0- 1	OVERALL	0- 2	0- 1	4- 2				
2- 2	0- 0	0- 0	HOME	0- 1	0- 0	2- 1				
2- 4	0- 0	0- 1	AWAY	0- 1	0- 1	2- 1				
0- 0	0- 0	0- 0	NEUTRAL	0- 0	0- 0	0- 0				
4- 6	0- 0	0- 1	NON-CONFERENCE	0- 2	0- 1	4- 2				
2- 2	0- 0	0- 0	HOME	0- 1	0- 0	2- 1				
2- 4	0- 0	0- 1	AWAY	0- 1	0- 1	2- 1				
0- 0	0- 0	0- 0	NEUTRAL	0- 0	0- 0	0- 0				
0- 0	0- 0	0- 0	CONFERENCE	0- 0	0- 0	0- 0				
0- 0	0- 0	0- 0	HOME	0- 0	0- 0	0- 0				
0- 0	0- 0	0- 0	AWAY	0- 0	0- 0	0- 0				
0- 0	0- 0	0- 0	NEUTRAL	0- 0	0- 0	0- 0				

RPI	S	Opponent	Score	RPI	S	Opponent	Score	RPI	S	Opponent	Score	RPI	S	Opponent	Score	Team's RPI: 227
40	A	Virginia Tech	49 78	93	H	Mercer	72 79	150	A	Georgia	38 81	225	H	Bethune-Cookman	77 76	
				97	A	Stony Brook	43 72	251	A	Kennesaw St.	59 78	256	H	Wofford	65 81	
								261	H	Winthrop	64 55	305	A	Presbyterian	69 68	
								344	A	Savannah St.	82 71					
LAST 12 Division I GAMES:																
150	A	Georgia	38 81	225	H	Bethune-Cookman	77 76	97	A	Stony Brook	43 72	93	H	Mercer	72 79	
261	H	Winthrop	64 55	344	A	Savannah St.	82 71	40	A	Virginia Tech	49 78	256	H	Wofford	65 81	
305	A	Presbyterian	69 68													
251	A	Kennesaw St.	59 78													

Non-Div I Games: Coastal Ga. 68 46

Ga. Southern

Average RPI Win:	223	WON-LOST	WINNING	LAST 10	STRENGTH OF	OPP. STRENGTH	TEAM	ADJ.	CONF.	ADJ CONF.
Average RPI Loss:	215	RECORD	PCT. RANK	GAMES	SCHEDULE	OF SCHEDULE	RPI	RPI	RPI	RPI

DIV. I ONLY	2- 6	270	4-6	241	322	293	293	29	29
DIV. I NON-CONF.	2- 6	269	0- 0	237	319	295	295	29	29
TOTALS	RPI 1-25	RPI 26-50	W-L RECORDS	RPI 51-100	RPI 101-150	RPI 150+			
2- 6	0- 0	0- 0	OVERALL	0- 0	0- 0	2- 6			
1- 2	0- 0	0- 0	HOME	0- 0	0- 0	1- 2			
1- 4	0- 0	0- 0	AWAY	0- 0	0- 0	1- 4			
0- 0	0- 0	0- 0	NEUTRAL	0- 0	0- 0	0- 0			
2- 6	0- 0	0- 0	NON-CONFERENCE	0- 0	0- 0	2- 6			
1- 2	0- 0	0- 0	HOME	0- 0	0- 0	1- 2			
1- 4	0- 0	0- 0	AWAY	0- 0	0- 0	1- 4			
0- 0	0- 0	0- 0	NEUTRAL	0- 0	0- 0	0- 0			
0- 0	0- 0	0- 0	CONFERENCE	0- 0	0- 0	0- 0			
0- 0	0- 0	0- 0	HOME	0- 0	0- 0	0- 0			
0- 0	0- 0	0- 0	AWAY	0- 0	0- 0	0- 0			
0- 0	0- 0	0- 0	NEUTRAL	0- 0	0- 0	0- 0			

RPI 1-25	RPI 26-50	RPI 51-100	RPI 101+	Team's RPI: 293
RPI S Opponent Score	RPI S Opponent Score	RPI S Opponent Score	RPI S Opponent Score	
			167 A Drexel	48 65
			200 H Davi dson	54 49
			208 H Morehead St.	69 84
			209 H Mt. St. Mary' s	62 69
			214 A Del aware	45 69
			236 A Furman	57 70
			245 A Fl ori da	60 58
			256 A Wofford	53 59
LAST 12 Division I GAMES:				
214 A Del aware	45 69	208 H Morehead St.	69 84	
167 A Drexel	48 65	245 A Fl ori da	60 58	
236 A Furman	57 70			
209 H Mt. St. Mary' s	62 69			
256 A Wofford	53 59			
200 H Davi dson	54 49			

Non-Div I Games: Converse 79 51 Pfei ffer 82 46 Warren Wil son 100 37

Average RPI	Win:	248	WON-LOST	WINNING	LAST 10	STRENGTH OF	OPP. STRENGTH	TEAM	ADJ.	CONF.	ADJ CONF.
Average RPI	Loss:	129	RECORD	PCT. RANK	GAMES	SCHEDULE	OF SCHEDULE	RPI	RPI	RPI	RPI
DIV. I ONLY		8- 5		115	6-4	326	105	196	196	16	16
DIV. I NON-CONF.		8- 5		120	1- 0	325	105	196	196	18	18

TOTALS	RPI 1-25		RPI 26-50		W-L RECORDS	RPI 51-100		RPI 101-150		RPI 150+	
8- 5	0- 0		0- 1		OVERALL	0- 0		0- 2		8- 2	
5- 1	0- 0		0- 0		HOME	0- 0		0- 1		5- 0	
3- 4	0- 0		0- 1		AWAY	0- 0		0- 1		3- 2	
0- 0	0- 0		0- 0		NEUTRAL	0- 0		0- 0		0- 0	
8- 5	0- 0		0- 1		NON-CONFERENCE	0- 0		0- 2		8- 2	
5- 1	0- 0		0- 0		HOME	0- 0		0- 1		5- 0	
3- 4	0- 0		0- 1		AWAY	0- 0		0- 1		3- 2	
0- 0	0- 0		0- 0		NEUTRAL	0- 0		0- 0		0- 0	
0- 0	0- 0		0- 0		CONFERENCE	0- 0		0- 0		0- 0	
0- 0	0- 0		0- 0		HOME	0- 0		0- 0		0- 0	
0- 0	0- 0		0- 0		AWAY	0- 0		0- 0		0- 0	
0- 0	0- 0		0- 0		NEUTRAL	0- 0		0- 0		0- 0	

RPI 1-25				RPI 26-50				RPI 51-100				RPI 101+ Team's RPI: 196			
RPI	S	Opponent	Score	RPI	S	Opponent	Score	RPI	S	Opponent	Score	RPI	S	Opponent	Score
				32	A	Kansas	56 77					107	H	Houston	56 66
												118	A	Washington	52 81
												170	A	UMKC	91 84
												182	A	American	71 86
												183	A	Air Force	78 71
												204	A	Howard	59 73
												214	H	Delaware	72 46
												222	H	UMES	70 49
												242	A	Eastern Ky.	91 75
												287	H	Loyola Maryland	70 38
												328	H	Colgate	64 61
												338	H	Col. of Charleston	66 52
LAST 12 Division I GAMES:															
214	H	Delaware	72 46	338	H	Col. of Charleston	66 52	222	H	UMES	70 49	107	H	Houston	56 66
118	A	Washington	52 81					242	A	Eastern Ky.	91 75	182	A	American	71 86
204	A	Howard	59 73					183	A	Air Force	78 71				
170	A	UMKC	91 84												
32	A	Kansas	56 77												
328	H	Colgate	64 61												

Non-Div I Games:

George Mason

Average RPI	Win:	130	WON-LOST	WINNING	LAST 10	STRENGTH OF	OPP. STRENGTH	TEAM	ADJ.	CONF.	ADJ CONF.
Average RPI	Loss:	117	RECORD	PCT. RANK	GAMES	SCHEDULE	OF SCHEDULE	RPI	RPI	RPI	RPI
DIV. I ONLY		2- 10		309	1-9	32	153	230	230	16	16
DIV. I NON-CONF.		2- 10		309	0- 1	35	152	230	230	18	18

TOTALS	RPI 1-25		RPI 26-50		W-L RECORDS	RPI 51-100		RPI 101-150		RPI 150+	
2- 10	0- 1		0- 2		OVERALL	0- 2		1- 2		1- 3	
2- 4	0- 0		0- 2		HOME	0- 1		1- 0		1- 1	
0- 4	0- 0		0- 0		AWAY	0- 0		0- 2		0- 2	
0- 2	0- 1		0- 0		NEUTRAL	0- 1		0- 0		0- 0	
2- 10	0- 1		0- 2		NON-CONFERENCE	0- 2		1- 2		1- 3	
2- 4	0- 0		0- 2		HOME	0- 1		1- 0		1- 1	
0- 4	0- 0		0- 0		AWAY	0- 0		0- 2		0- 2	
0- 2	0- 1		0- 0		NEUTRAL	0- 1		0- 0		0- 0	
0- 0	0- 0		0- 0		CONFERENCE	0- 0		0- 0		0- 0	
0- 0	0- 0		0- 0		HOME	0- 0		0- 0		0- 0	
0- 0	0- 0		0- 0		AWAY	0- 0		0- 0		0- 0	
0- 0	0- 0		0- 0		NEUTRAL	0- 0		0- 0		0- 0	

RPI 1-25				RPI 26-50				RPI 51-100				RPI 101+				Team's RPI: 230
RPI	S	Opponent	Score	RPI	S	Opponent	Score	RPI	S	Opponent	Score	RPI	S	Opponent	Score	
8	N	NC State	61 69	31	H	Villanova	45 60	72	N	Georgia Tech	55 70	101	H	Princeton	64 49	
				45	H	Maryland	30 69	93	H	Mercer	53 61	105	A	James Madison	37 50	
												148	A	South Fla.	30 63	
												158	H	Towson	76 63	
												173	A	William & Mary	59 73	
												239	H	Monmouth	51 55	
												260	A	Iona	43 52	

LAST 12 Division I GAMES:																
239	H	Monmouth	51 55	173	A	William & Mary	59 73	93	H	Mercer	53 61	105	A	James Madison	37 50	
158	H	Towson	76 63	31	H	Villanova	45 60	148	A	South Fla.	30 63	101	H	Princeton	64 49	
8	N	NC State	61 69	72	N	Georgia Tech	55 70	105	A	James Madison	37 50					
260	A	Iona	43 52	45	H	Maryland	30 69									

Non-Div I Games:

George Washington

Average RPI	Win: 191	WON-LOST	WINNING	LAST 10	STRENGTH OF	OPP. STRENGTH	TEAM	ADJ.	CONF.	ADJ CONF.
Average RPI	Loss: 57	RECORD	PCT. RANK	GAMES	SCHEDULE	OF SCHEDULE	RPI	RPI	RPI	RPI
DIV. I ONLY	7- 6	152	4-6	42	122	106	106	4	4	
DIV. I NON-CONF.	6- 5	145	0- 0	93	121	127	127	4	4	

TOTALS	RPI 1-25	RPI 26-50	W-L RECORDS	RPI 51-100	RPI 101-150	RPI 150+				
7- 6	0- 3	0- 0	OVERALL	1- 1	2- 2	4- 0				
5- 3	0- 2	0- 0	HOME	1- 0	2- 1	2- 0				
2- 1	0- 0	0- 0	AWAY	0- 0	0- 1	2- 0				
0- 2	0- 1	0- 0	NEUTRAL	0- 1	0- 0	0- 0				
6- 5	0- 2	0- 0	NON-CONFERENCE	1- 1	1- 2	4- 0				
4- 2	0- 1	0- 0	HOME	1- 0	1- 1	2- 0				
2- 1	0- 0	0- 0	AWAY	0- 0	0- 1	2- 0				
0- 2	0- 1	0- 0	NEUTRAL	0- 1	0- 0	0- 0				
1- 1	0- 1	0- 0	CONFERENCE	0- 0	1- 0	0- 0				
1- 1	0- 1	0- 0	HOME	0- 0	1- 0	0- 0				
0- 0	0- 0	0- 0	AWAY	0- 0	0- 0	0- 0				
0- 0	0- 0	0- 0	NEUTRAL	0- 0	0- 0	0- 0				

RPI 1-25				RPI 26-50				RPI 51-100				RPI 101+				Team's RPI: 106
RPI	S	Opponent	Score	RPI	S	Opponent	Score	RPI	S	Opponent	Score	RPI	S	Opponent	Score	
8	H	NC State	65 76					58	N	Buffalo	64 73	105	A	James Madison	57 69	
13	N	Baylor	46 67					90	H	Pittsburgh	70 41	110	H	Xavier	68 61	
17	H	Butler	50 59									114	H	Fordham	58 38	
												141	H	VCU	45 47	
												222	H	UMES	74 55	
												249	A	Rider	79 49	
												266	A	Richmond	73 53	
												287	H	Loyola Maryland	45 30	

LAST 12 Division I GAMES:																
141	H	VCU	45 47	17	H	Butler	50 59									
114	H	Fordham	58 38	110	H	Xavier	68 61									
13	N	Baylor	46 67	249	A	Rider	79 49									
58	N	Buffalo	64 73	8	H	NC State	65 76									
90	H	Pittsburgh	70 41	287	H	Loyola Maryland	45 30									
105	A	James Madison	57 69	222	H	UMES	74 55									

Non-Div I Games:

Georgetown

Average RPI Win: 264

Average RPI Loss: 46

WON-LOST
RECORDWINNING
PCT. RANKLAST 10
GAMESSTRENGTH OF
SCHEDULEOPP. STRENGTH
OF SCHEDULETEAM
RPIADJ.
RPICONF.
RPIADJ CONF.
RPIDIV. I ONLY
DIV. I NON-CONF.9- 4
9- 484
857-3
1- 0251
249179
177150
150150
1506
66
6

TOTALS

RPI 1-25

RPI 26-50

W-L RECORDS

RPI 51-100

RPI 101-150

RPI 150+

9- 4
8- 0
0- 3
1- 10- 0
0- 0
0- 0
0- 00- 3
0- 0
0- 2
0- 1OVERALL
HOME
AWAY
NEUTRAL1- 1
1- 0
0- 1
0- 00- 0
0- 0
0- 0
0- 08- 0
7- 0
0- 0
1- 09- 4
8- 0
0- 3
1- 10- 0
0- 0
0- 0
0- 00- 3
0- 0
0- 2
0- 1NON-CONFERENCE
HOME
AWAY
NEUTRAL1- 1
1- 0
0- 1
0- 00- 0
0- 0
0- 0
0- 08- 0
7- 0
0- 0
1- 00- 0
0- 0
0- 0
0- 00- 0
0- 0
0- 0
0- 00- 0
0- 0
0- 0
0- 0CONFERENCE
HOME
AWAY
NEUTRAL0- 0
0- 0
0- 0
0- 00- 0
0- 0
0- 0
0- 00- 0
0- 0
0- 0
0- 0

RPI 1-25

RPI 26-50

RPI 51-100

RPI 101+

Team's RPI: 150

RPI S Opponent Score

RPI S Opponent Score

RPI S Opponent Score

RPI S Opponent Score

31 A Villanova 56 62
37 A UCLA 69 80
45 N Maryland 51 5872 A Georgia Tech 53 63
93 H Mercer 67 60227 H Ga. Southern 81 38
236 H Furman 61 38
248 H St. Bonaventure 67 40
261 H Winthrop 85 39
305 H Presbyterian 83 59
320 H Lipscomb 77 45
332 N Morgan St. 60 33
351 H Charleston So. 83 75

LAST 12 Division I GAMES:

236 H Furman 61 38
351 H Charleston So. 83 75
93 H Mercer 67 60
45 N Maryland 51 58
332 N Morgan St. 60 33
72 A Georgia Tech 53 63305 H Presbyterian 83 59
227 H Ga. Southern 81 38
320 H Lipscomb 77 45
31 A Villanova 56 62
37 A UCLA 69 80
261 H Winthrop 85 39

Non-Div I Games:

Georgia

Average RPI Win:	290	WON-LOST	WINNING	LAST 10	STRENGTH OF	OPP. STRENGTH	TEAM	ADJ.	CONF.	ADJ CONF.
Average RPI Loss:	86	RECORD	PCT. RANK	GAMES	SCHEDULE	OF SCHEDULE	RPI	RPI	RPI	RPI
DIV. I ONLY	6- 5	142	5-5	201	253	172	172	15	15	
DIV. I NON-CONF.	6- 5	145	0- 1	193	249	176	176	15	15	

TOTALS	RPI 1-25	RPI 26-50	W-L RECORDS	RPI 51-100	RPI 101-150	RPI 150+				
6- 5	0- 1	0- 0	OVERALL	0- 2	0- 1	6- 1				
4- 1	0- 0	0- 0	HOME	0- 1	0- 0	4- 0				
2- 4	0- 1	0- 0	AWAY	0- 1	0- 1	2- 1				
0- 0	0- 0	0- 0	NEUTRAL	0- 0	0- 0	0- 0				
6- 5	0- 1	0- 0	NON-CONFERENCE	0- 2	0- 1	6- 1				
4- 1	0- 0	0- 0	HOME	0- 1	0- 0	4- 0				
2- 4	0- 1	0- 0	AWAY	0- 1	0- 1	2- 1				
0- 0	0- 0	0- 0	NEUTRAL	0- 0	0- 0	0- 0				
0- 0	0- 0	0- 0	CONFERENCE	0- 0	0- 0	0- 0				
0- 0	0- 0	0- 0	HOME	0- 0	0- 0	0- 0				
0- 0	0- 0	0- 0	AWAY	0- 0	0- 0	0- 0				
0- 0	0- 0	0- 0	NEUTRAL	0- 0	0- 0	0- 0				

RPI 1-25				RPI 26-50				RPI 51-100				RPI 101+				Team's RPI: 172
RPI	S	Opponent	Score	RPI	S	Opponent	Score	RPI	S	Opponent	Score	RPI	S	Opponent	Score	
20	A	Florida St.	43 79					62	A	Middle Tenn.	54 69	111	A	Rice	49 66	
								72	H	Georgia Tech	71 78	166	A	Jacksonville St.	56 61	
												225	H	Bethune-Cookman	62 57	
												251	H	Kennesaw St.	79 73	
												273	H	UNC Greensboro	70 63	
												314	A	Fla. Atlantic	75 59	
												335	A	FIU	67 61	
												342	H	N.C. Central	65 54	

LAST 12 Division I GAMES:																
251	H	Kennesaw St.	79 73	20	A	Florida St.	43 79	225	H	Bethune-Cookman	62 57					
72	H	Georgia Tech	71 78	342	H	N.C. Central	65 54	166	A	Jacksonville St.	56 61					
62	A	Middle Tenn.	54 69	273	H	UNC Greensboro	70 63									
111	A	Rice	49 66													
335	A	FIU	67 61													
314	A	Fla. Atlantic	75 59													

Non-Div I Games:

Georgia St.

Average RPI Win:	193	WON-LOST	WINNING	LAST 10	STRENGTH OF	OPP. STRENGTH	TEAM	ADJ.	CONF.	ADJ CONF.
Average RPI Loss:	74	RECORD	PCT. RANK	GAMES	SCHEDULE	OF SCHEDULE	RPI	RPI	RPI	RPI
DIV. I ONLY	10- 3	57	8-2	215	57	72	72	1	1	
DIV. I NON-CONF.	10- 3	60	1- 0	206	54	70	70	1	1	

TOTALS	RPI 1-25	RPI 26-50	W-L RECORDS	RPI 51-100	RPI 101-150	RPI 150+				
10- 3	0- 0	0- 1	OVERALL	1- 1	2- 1	7- 0				
6- 0	0- 0	0- 0	HOME	0- 0	1- 0	5- 0				
1- 2	0- 0	0- 1	AWAY	0- 0	0- 1	1- 0				
3- 1	0- 0	0- 0	NEUTRAL	1- 1	1- 0	1- 0				
10- 3	0- 0	0- 1	NON-CONFERENCE	1- 1	2- 1	7- 0				
6- 0	0- 0	0- 0	HOME	0- 0	1- 0	5- 0				
1- 2	0- 0	0- 1	AWAY	0- 0	0- 1	1- 0				
3- 1	0- 0	0- 0	NEUTRAL	1- 1	1- 0	1- 0				
0- 0	0- 0	0- 0	CONFERENCE	0- 0	0- 0	0- 0				
0- 0	0- 0	0- 0	HOME	0- 0	0- 0	0- 0				
0- 0	0- 0	0- 0	AWAY	0- 0	0- 0	0- 0				
0- 0	0- 0	0- 0	NEUTRAL	0- 0	0- 0	0- 0				

RPI	S	Opponent	Score	RPI	S	Opponent	Score	RPI	S	Opponent	Score	RPI	S	Opponent	Score
45	A	Maryland	54 67	69	N	Dayton	66 85	91	N	Seton Hall	84 73	107	A	Houston	89 95
												129	N	Idaho St.	74 51
												150	H	Georgia	63 53
												160	H	Appalachian St.	71 53
												172	A	Georgia St.	78 71
												193	H	Alabama St.	69 42
												230	N	George Washington	70 55
												251	H	Kennesaw St.	60 35
												256	H	Wofford	81 40
												302	H	Western Caro.	84 49
LAST 12 Division I GAMES:															
172	A	Georgia St.	78 71	256	H	Wofford	81 40	69	N	Dayton	66 85	91	N	Seton Hall	84 73
45	A	Maryland	54 67	69	N	Dayton	66 85	91	N	Seton Hall	84 73	251	H	Kennesaw St.	60 35
129	N	Idaho St.	74 51	91	N	Seton Hall	84 73	256	H	Alabama St.	69 42	193	H	Alabama St.	69 42
230	N	George Washington	70 55	251	H	Kennesaw St.	60 35	160	H	Appalachian St.	71 53				
150	H	Georgia	63 53												
302	H	Western Caro.	84 49												

Non-Div I Games:

Georgia Tech

Average RPI Win: 130

Average RPI Loss: 1

WON-LOST
RECORDWINNING
PCT. RANKLAST 10
GAMESSTRENGTH OF
SCHEDULEOPP. STRENGTH
OF SCHEDULETEAM
RPIADJ.
RPICONF.
RPIADJ CONF.
RPIDIV. I ONLY
DIV. I NON-CONF.13- 1
11- 18
149-1
1- 092
1054
29
129
127
77
7

TOTALS

RPI 1-25

RPI 26-50

W-L RECORDS

RPI 51-100

RPI 101-150

RPI 150+

13- 1

2- 1

0- 0

OVERALL

2- 0

4- 0

5- 0

6- 0

1- 0

0- 0

HOME

2- 0

3- 0

0- 0

5- 0

0- 0

0- 0

AWAY

0- 0

1- 0

4- 0

2- 1

1- 1

0- 0

NEUTRAL

0- 0

0- 0

1- 0

11- 1

2- 1

0- 0

NON-CONFERENCE

2- 0

3- 0

4- 0

6- 0

1- 0

0- 0

HOME

2- 0

3- 0

0- 0

3- 0

0- 0

0- 0

AWAY

0- 0

0- 0

3- 0

2- 1

1- 1

0- 0

NEUTRAL

0- 0

0- 0

1- 0

2- 0

0- 0

0- 0

CONFERENCE

0- 0

1- 0

1- 0

0- 0

0- 0

0- 0

HOME

0- 0

0- 0

0- 0

2- 0

0- 0

0- 0

AWAY

0- 0

1- 0

1- 0

0- 0

0- 0

0- 0

NEUTRAL

0- 0

0- 0

0- 0

RPI 1-25

Team's RPI: 9

RPI 26-50

RPI 51-100

RPI 101+

RPI	S	Opponent	Score
1	N	Notre Dame	65 81
4	H	Stanford	79 73
24	N	Rutgers	57 40

RPI	S	Opponent	Score
-----	---	----------	-------

RPI	S	Opponent	Score
82	H	Montana	76 52
96	H	Idaho	88 51

RPI	S	Opponent	Score
103	H	Washington St.	76 53
115	A	Loyol a Marymount	78 53
123	H	Col orado St.	50 39
129	H	Idaho St.	70 51
151	A	Mi ssouri St.	70 67
157	N	Western Ky.	76 55
198	A	Pepperdi ne	79 54
243	A	Eastern Wash.	63 51
264	A	UNLV	70 59

LAST 12 Division I GAMES:

151	A	Mi ssouri St.	70 67	157	N	Western Ky.	76 55
103	H	Washington St.	76 53	24	N	Rutgers	57 40
4	H	Stanford	79 73	198	A	Pepperdi ne	79 54
123	H	Col orado St.	50 39	115	A	Loyol a Marymount	78 53
1	N	Notre Dame	65 81	96	H	Idaho	88 51
264	A	UNLV	70 59	129	H	Idaho St.	70 51

Non-Div I Games:

Gonzaga

Average RPI Win:	150	WON-LOST	WINNING	LAST 10	STRENGTH OF	OPP. STRENGTH	TEAM	ADJ.	CONF.	ADJ CONF.
Average RPI Loss:	115	RECORD	PCT. RANK	GAMES	SCHEDULE	OF SCHEDULE	RPI	RPI	RPI	RPI
DIV. I ONLY	3- 9	270	2-8	17	177	122	122	24	24	
DIV. I NON-CONF.	3- 9	269	0- 1	17	175	121	121	24	24	

TOTALS	RPI 1-25	RPI 26-50	W-L RECORDS	RPI 51-100	RPI 101-150	RPI 150+				
3- 9	1- 1	0- 2	OVERALL	0- 2	1- 2	1- 2				
1- 0	0- 0	0- 0	HOME	0- 0	0- 0	1- 0				
0- 8	0- 0	0- 2	AWAY	0- 2	0- 2	0- 2				
2- 1	1- 1	0- 0	NEUTRAL	0- 0	1- 0	0- 0				
3- 9	1- 1	0- 2	NON-CONFERENCE	0- 2	1- 2	1- 2				
1- 0	0- 0	0- 0	HOME	0- 0	0- 0	1- 0				
0- 8	0- 0	0- 2	AWAY	0- 2	0- 2	0- 2				
2- 1	1- 1	0- 0	NEUTRAL	0- 0	1- 0	0- 0				
0- 0	0- 0	0- 0	CONFERENCE	0- 0	0- 0	0- 0				
0- 0	0- 0	0- 0	HOME	0- 0	0- 0	0- 0				
0- 0	0- 0	0- 0	AWAY	0- 0	0- 0	0- 0				
0- 0	0- 0	0- 0	NEUTRAL	0- 0	0- 0	0- 0				

RPI 1-25				RPI 26-50				RPI 51-100				RPI 101+ Team's RPI: 122			
RPI	S	Opponent	Score	RPI	S	Opponent	Score	RPI	S	Opponent	Score	RPI	S	Opponent	Score
12	N	Indiana	65 62	30	A	Auburn	48 97	99	A	Alabama	55 73	115	N	Loyola Marymount	62 61
15	N	South Dakota	53 67	32	A	Kansas	45 76	100	A	Oklahoma St.	40 86	119	A	UT Arlington	54 78
												148	A	South Fla.	50 67
												244	A	Wichita St.	61 70
												252	A	Southern Miss.	47 68
												323	H	McNeese	75 51
LAST 12 Division I GAMES:															
244	A	Wichita St.	61 70	100	A	Oklahoma St.	40 86	115	N	Loyola Marymount	62 61	12	N	Indiana	65 62
32	A	Kansas	45 76	119	A	UT Arlington	54 78	15	N	South Dakota	53 67	148	A	South Fla.	50 67
99	A	Alabama	55 73	252	A	Southern Miss.	47 68	30	A	Auburn	48 97	244	A	Wichita St.	61 70
119	A	UT Arlington	54 78	323	H	McNeese	75 51					252	A	Southern Miss.	47 68

Non-Div I Games:

Grambling

■ Loss,
 ■ Non-Conf, S Site,
 ■ Home
 ■ Away
 N Neutral

Grand Canyon

Through Games Of Dec. 31, 2018

Average RPI	Win: 322	WON-LOST	WINNING	LAST 10	STRENGTH OF	OPP. STRENGTH	TEAM	ADJ.	CONF.	ADJ CONF.
Average RPI	Loss: 185	RECORD	PCT. RANK	GAMES	SCHEDULE	OF SCHEDULE	RPI	RPI	RPI	RPI
DIV. I ONLY	2- 8	292	2-8	319	235	341	341	30	30	
DIV. I NON-CONF.	2- 8	290	0- 1	319	229	342	342	30	30	

TOTALS	RPI 1-25	RPI 26-50	W-L RECORDS	RPI 51-100	RPI 101-150	RPI 150+				
2- 8	0- 0	0- 0	OVERALL	0- 1	0- 1	2- 6				
2- 3	0- 0	0- 0	HOME	0- 1	0- 0	2- 2				
0- 5	0- 0	0- 0	AWAY	0- 0	0- 1	0- 4				
0- 0	0- 0	0- 0	NEUTRAL	0- 0	0- 0	0- 0				
2- 8	0- 0	0- 0	NON-CONFERENCE	0- 1	0- 1	2- 6				
2- 3	0- 0	0- 0	HOME	0- 1	0- 0	2- 2				
0- 5	0- 0	0- 0	AWAY	0- 0	0- 1	0- 4				
0- 0	0- 0	0- 0	NEUTRAL	0- 0	0- 0	0- 0				
0- 0	0- 0	0- 0	CONFERENCE	0- 0	0- 0	0- 0				
0- 0	0- 0	0- 0	HOME	0- 0	0- 0	0- 0				
0- 0	0- 0	0- 0	AWAY	0- 0	0- 0	0- 0				
0- 0	0- 0	0- 0	NEUTRAL	0- 0	0- 0	0- 0				

RPI 1-25				RPI 26-50				RPI 51-100				RPI 101+ Team's RPI: 341			
RPI	S	Opponent	Score	RPI	S	Opponent	Score	RPI	S	Opponent	Score	RPI	S	Opponent	Score
								82	H	Montana	47 69	149	A	UNCW	55 77
												171	H	Indiana St.	81 88
												174	H	Portland St.	55 60
												184	A	Santa Clara	55 75
												192	A	East Carolina	47 59
												234	A	Long Beach St.	50 57
												294	H	Incarnate Word	74 63
												295	A	UC Santa Barbara	55 66
												349	H	LIU Brooklyn	65 62
LAST 12 Division I GAMES:															
349	H	LIU Brooklyn	65 62	184	A	Santa Clara	55 75								
171	H	Indiana St.	81 88	234	A	Long Beach St.	50 57								
149	A	UNCW	55 77	174	H	Portland St.	55 60								
192	A	East Carolina	47 59	82	H	Montana	47 69								
294	H	Incarnate Word	74 63	295	A	UC Santa Barbara	55 66								

Non-Div I Games:

Grand Canyon

Loss,
Non-Conf, S Site, H Home
A Away
N Neutral

Average RPI	Win: 98	WON-LOST	WINNING	LAST 10	STRENGTH OF	OPP. STRENGTH	TEAM	ADJ.	CONF.	ADJ CONF.
Average RPI	Loss: 38	RECORD	PCT. RANK	GAMES	SCHEDULE	OF SCHEDULE	RPI	RPI	RPI	RPI
DIV. I ONLY	5- 5	164	6-4	16	12	28	28	17	17	
DIV. I NON-CONF.	4- 5	189	0- 0	9	8	36	36	16	16	

TOTALS	RPI 1-25	RPI 26-50	W-L RECORDS	RPI 51-100	RPI 101-150	RPI 150+				
5- 5	0- 2	1- 2	OVERALL	2- 1	1- 0	1- 0				
3- 1	0- 0	0- 0	HOME	2- 1	1- 0	0- 0				
2- 4	0- 2	1- 2	AWAY	0- 0	0- 0	1- 0				
0- 0	0- 0	0- 0	NEUTRAL	0- 0	0- 0	0- 0				
4- 5	0- 2	1- 2	NON-CONFERENCE	2- 1	1- 0	0- 0				
3- 1	0- 0	0- 0	HOME	2- 1	1- 0	0- 0				
1- 4	0- 2	1- 2	AWAY	0- 0	0- 0	0- 0				
0- 0	0- 0	0- 0	NEUTRAL	0- 0	0- 0	0- 0				
1- 0	0- 0	0- 0	CONFERENCE	0- 0	0- 0	1- 0				
0- 0	0- 0	0- 0	HOME	0- 0	0- 0	0- 0				
1- 0	0- 0	0- 0	AWAY	0- 0	0- 0	1- 0				
0- 0	0- 0	0- 0	NEUTRAL	0- 0	0- 0	0- 0				

RPI 1-25				RPI 26-50				RPI 51-100				RPI 101+			
RPI	S	Opponent	Score	RPI	S	Opponent	Score	RPI	S	Opponent	Score	RPI	S	Opponent	Score
15	A	South Dakota	49 55	33	A	South Dakota St.	47 77	56	H	Maine	70 39	130	H	Wisconsin	55 46
16	A	Marquette	54 80	49	A	DePaul	64 73	69	H	Dayton	51 35	187	A	Millwaukee	76 62
				50	A	Missouri	56 49	75	H	Northwestern	55 57				

LAST 12 Division I GAMES:															
187	A	Millwaukee	76 62	16	A	Marquette	54 80	130	H	Wisconsin	55 46				
50	A	Missouri	56 49	33	A	South Dakota St.	47 77	69	H	Dayton	51 35				
49	A	DePaul	64 73	56	H	Maine	70 39	75	H	Northwestern	55 57				

Non-Div I Games: Wisconsin-Parkside 81 32

Green Bay

H
a
m
p
t
o
n

Hampton				Through Games Of Dec. 31, 2018							
Average RPI	Win:	211	WON-LOST	WINNING	LAST 10	STRENGTH OF	OPP. STRENGTH	TEAM	ADJ.	CONF.	ADJ CONF.
Average RPI	Loss:	138	RECORD	PCT. RANK	GAMES	SCHEDULE	OF SCHEDULE	RPI	RPI	RPI	RPI
DIV. I ONLY		3- 6	243	4-6	210	116	257	257	29	29	
DIV. I NON-CONF.		3- 6	241	0- 1	201	116	256	256	29	29	

TOTALS		RPI 1-25		RPI 26-50	W-L RECORDS		RPI 51-100	RPI 101-150		RPI 150+	
3- 6		0- 1		0- 0	OVERALL		0- 1	1- 1		2- 3	
2- 2		0- 0		0- 0	HOME		0- 0	1- 1		1- 1	
1- 2		0- 1		0- 0	AWAY		0- 0	0- 0		1- 1	
0- 2		0- 0		0- 0	NEUTRAL		0- 1	0- 0		0- 1	
3- 6		0- 1		0- 0	NON-CONFERENCE		0- 1	1- 1		2- 3	
2- 2		0- 0		0- 0	HOME		0- 0	1- 1		1- 1	
1- 2		0- 1		0- 0	AWAY		0- 0	0- 0		1- 1	
0- 2		0- 0		0- 0	NEUTRAL		0- 1	0- 0		0- 1	
0- 0		0- 0		0- 0	CONFERENCE		0- 0	0- 0		0- 0	
0- 0		0- 0		0- 0	HOME		0- 0	0- 0		0- 0	
0- 0		0- 0		0- 0	AWAY		0- 0	0- 0		0- 0	
0- 0		0- 0		0- 0	NEUTRAL		0- 0	0- 0		0- 0	

H
a
m
p
t
o
n

RPI 1-25				RPI 26-50				RPI 51-100				RPI 101+ Team's RPI: 257			
RPI	S	Opponent	Score	RPI	S	Opponent	Score	RPI	S	Opponent	Score	RPI	S	Opponent	Score
8	A	NC State	51 83					57	N	SFA	68 70	105	H	James Madi son	72 65
												121	H	Chattanooga	50 58
												205	A	Cornell I	53 79
												213	H	Samford	64 57
												216	N	Sacramento St.	61 65
												219	H	El on	62 77
												314	A	Fla. Atlantic	72 68

LAST 12 Division I GAMES:															
216	N	Sacramento St.	61 65	8	A	NC State	51 83	219	H	El on	62 77				
205	A	Cornell I	53 79					213	H	Samford	64 57				
57	N	SFA	68 70					105	H	James Madi son	72 65				
								121	H	Chattanooga	50 58				
								314	A	Fla. Atlantic	72 68				

Non-Div I Games: Mid-Atlantic Christ.115 48

Hampton

Average RPI Win:	231	WON-LOST	WINNING	LAST 10	STRENGTH OF	OPP. STRENGTH	TEAM	ADJ.	CONF.	ADJ CONF.
Average RPI Loss:	49	RECORD	PCT. RANK	GAMES	SCHEDULE	OF SCHEDULE	RPI	RPI	RPI	RPI
DIV. I ONLY	7- 7	164	6-4	70	133	112	112	25	25	
DIV. I NON-CONF.	7- 7	162	0- 1	72	130	112	112	25	25	

TOTALS	RPI 1-25	RPI 26-50	W-L RECORDS	RPI 51-100	RPI 101-150	RPI 150+				
7- 7	0- 2	0- 3	OVERALL	1- 0	1- 2	5- 0				
4- 2	0- 1	0- 0	HOME	1- 0	0- 1	3- 0				
3- 3	0- 0	0- 3	AWAY	0- 0	1- 0	2- 0				
0- 2	0- 1	0- 0	NEUTRAL	0- 0	0- 1	0- 0				
7- 7	0- 2	0- 3	NON-CONFERENCE	1- 0	1- 2	5- 0				
4- 2	0- 1	0- 0	HOME	1- 0	0- 1	3- 0				
3- 3	0- 0	0- 3	AWAY	0- 0	1- 0	2- 0				
0- 2	0- 1	0- 0	NEUTRAL	0- 0	0- 1	0- 0				
0- 0	0- 0	0- 0	CONFERENCE	0- 0	0- 0	0- 0				
0- 0	0- 0	0- 0	HOME	0- 0	0- 0	0- 0				
0- 0	0- 0	0- 0	AWAY	0- 0	0- 0	0- 0				
0- 0	0- 0	0- 0	NEUTRAL	0- 0	0- 0	0- 0				

RPI 1-25				RPI 26-50				RPI 51-100				RPI 101+ Team's RPI: 112			
RPI	S	Opponent	Score	RPI	S	Opponent	Score	RPI	S	Opponent	Score	RPI	S	Opponent	Score
7	N	Louisville	69 86	27	A	New Mexico	65 72	86	H	Harvard	73 60	101	H	Princeton	38 75
21	H	Michigan St.	66 74	31	A	Villanova	41 59					117	N	Southern Ill.	50 72
				38	A	Miami (FL)	62 75					147	A	Rhode Island	65 51
												173	H	William & Mary	50 45
												262	A	Central Conn. St.	54 52
												286	H	Bryant	67 57
												332	H	Morgan St.	80 59
												334	A	NJIT	84 53

LAST 12 Division I GAMES:															
27	A	New Mexico	65 72	147	A	Rhode Island	65 51								
38	A	Miami (FL)	62 75	286	H	Bryant	67 57								
334	A	NJIT	84 53	173	H	William & Mary	50 45								
262	A	Central Conn. St.	54 52	7	N	Louisville	69 86								
101	H	Princeton	38 75	117	N	Southern Ill.	50 72								
21	H	Michigan St.	66 74	86	H	Harvard	73 60								

Non-Div I Games:

Hartford

Average RPI Win: 175

Average RPI Loss: 56

WON-LOST
RECORDWINNING
PCT. RANKLAST 10
GAMESSTRENGTH OF
SCHEDULEOPP. STRENGTH
OF SCHEDULETEAM
RPIADJ.
RPICONF.
RPIADJ CONF.
RPIDIV. I ONLY
DIV. I NON-CONF.7- 6
7- 6152
1556-4
1- 0111
1097
986
8186
8112
1212
12

TOTALS

RPI 1-25

RPI 26-50

W-L RECORDS

RPI 51-100

RPI 101-150

RPI 150+

7- 6 1- 2
2- 3 0- 1
4- 3 1- 1
1- 0 0- 00- 0
0- 0
0- 0
0- 0OVERALL
HOME
AWAY
NEUTRAL0- 3
0- 2
0- 1
0- 02- 1
0- 0
2- 1
0- 04- 0
2- 0
1- 0
1- 07- 6 1- 2
2- 3 0- 1
4- 3 1- 1
1- 0 0- 00- 0
0- 0
0- 0
0- 0NON-CONFERENCE
HOME
AWAY
NEUTRAL0- 3
0- 2
0- 1
0- 02- 1
0- 0
2- 1
0- 04- 0
2- 0
1- 0
1- 00- 0 0- 0
0- 0 0- 0
0- 0 0- 0
0- 0 0- 00- 0
0- 0
0- 0
0- 0CONFERENCE
HOME
AWAY
NEUTRAL0- 0
0- 0
0- 0
0- 00- 0
0- 0
0- 0
0- 00- 0
0- 0
0- 0
0- 0

RPI 1-25

RPI 26-50

RPI 51-100

Team's RPI: 86

RPI 101+

RPI	S	Opponent	Score
1	A	Notre Dame	58 103
14	A	Cal i forn i a	85 79
24	H	Rutgers	49 60

RPI	S	Opponent	Score
-----	---	----------	-------

RPI	S	Opponent	Score
56	H	Mai ne	60 67
71	H	Qui nni pi ac	67 72
73	A	Purdue	65 66

RPI	S	Opponent	Score
112	A	Hartford	60 73
135	A	CSUN	75 55
147	A	Rhode Isl and	80 47
166	N	Jacksonville St.	69 62
199	H	Boston U.	67 47
269	H	La Sal l e	88 43
296	A	Si ena	73 54

LAST 12 Di vi si on I GAMES:

135	A	CSUN	75	55	71	H	Qui nni pi ac	67	72
14	A	Cal i forn i a	85	79	166	N	Jacksonville St.	69	62
147	A	Rhode Isl and	80	47	112	A	Hartford	60	73
199	H	Boston U.	67	47	296	A	Si ena	73	54
24	H	Rutgers	49	60	269	H	La Sal l e	88	43
56	H	Mai ne	60	67	73	A	Purdue	65	66

H
a
r
v
a
r
dH
a
r
v
a
r
d

Non-Di v I Games:

Harvard

Loss,
 Non-Conf,
 S Site,
 H Home
 A Away
 N Neutral

Average RPI Win: 226
Average RPI Loss: 147

WON-LOST
RECORD

WINNING
PCT. RANK

LAST 10
GAMES

STRENGTH OF
SCHEDULE

OPP. STRENGTH
OF SCHEDULE

TEAM
RPI

ADJ.
RPI

CONF.
RPI

ADJ CONF.
RPI

DIV. I ONLY	3- 9	270	4-6	208	128	281	281	21	21
DIV. I NON-CONF.	3- 9	269	0- 1	199	125	283	283	21	21
<hr/>									
TOTALS	RPI 1-25	RPI 26-50	W-L RECORDS	RPI 51-100	RPI 101-150	RPI 150+			
3- 9	0- 1	0- 0	OVERALL	1- 1	0- 2	2- 5			
2- 5	0- 1	0- 0	HOME	1- 0	0- 2	1- 2			
1- 3	0- 0	0- 0	AWAY	0- 0	0- 0	1- 3			
0- 1	0- 0	0- 0	NEUTRAL	0- 1	0- 0	0- 0			
3- 9	0- 1	0- 0	NON-CONFERENCE	1- 1	0- 2	2- 5			
2- 5	0- 1	0- 0	HOME	1- 0	0- 2	1- 2			
1- 3	0- 0	0- 0	AWAY	0- 0	0- 0	1- 3			
0- 1	0- 0	0- 0	NEUTRAL	0- 1	0- 0	0- 0			
0- 0	0- 0	0- 0	CONFERENCE	0- 0	0- 0	0- 0			
0- 0	0- 0	0- 0	HOME	0- 0	0- 0	0- 0			
0- 0	0- 0	0- 0	AWAY	0- 0	0- 0	0- 0			
0- 0	0- 0	0- 0	NEUTRAL	0- 0	0- 0	0- 0			

RPI 1-25				RPI 26-50				RPI 51-100				RPI 101+				Team's RPI: 281
RPI	S	Opponent	Score	RPI	S	Opponent	Score	RPI	S	Opponent	Score	RPI	S	Opponent	Score	
4	H	Stanford	59 81					55	N	Utah	48 73	127	H	FGCU	67 73	
								96	H	Idaho	69 61	138	H	Portland	65 72	
												182	H	American	57 69	
												185	A	San Diego	50 58	
												198	H	Pepperdine	64 65	
												211	A	San Diego St.	57 58	
												226	A	Nevada	78 79	
												264	A	UNLV	66 61	
												317	H	Seattle U	67 51	
<hr/>																
LAST 12 Division I GAMES:																
				55	N	Utah	48 73	182	H	American	57 69					
				226	A	Nevada	78 79	317	H	Seattle U	67 51					
				264	A	UNLV	66 61	138	H	Portland	65 72					
				96	H	Idaho	69 61	185	A	San Diego	50 58					
				4	H	Stanford	59 81	211	A	San Diego St.	57 58					
				127	H	FGCU	67 73	198	H	Pepperdine	64 65					

Non-Div I Games: Hawai i Paci fic 66 51

Hawai i

Average RPI Win:	270	WON-LOST	WINNING	LAST 10	STRENGTH OF	OPP. STRENGTH	TEAM	ADJ.	CONF.	ADJ CONF.
Average RPI Loss:	112	RECORD	PCT. RANK	GAMES	SCHEDULE	OF SCHEDULE	RPI	RPI	RPI	RPI
DIV. I ONLY	5- 4	138	6-4	260	201	180	180	29	29	
DIV. I NON-CONF.	5- 4	140	1- 0	258	196	183	183	29	29	

TOTALS	RPI 1-25	RPI 26-50	W-L RECORDS	RPI 51-100	RPI 101-150	RPI 150+				
5- 4	0- 1	0- 0	OVERALL	0- 1	0- 1	5- 1				
4- 0	0- 0	0- 0	HOME	0- 0	0- 0	4- 0				
1- 4	0- 1	0- 0	AWAY	0- 1	0- 1	1- 1				
0- 0	0- 0	0- 0	NEUTRAL	0- 0	0- 0	0- 0				
5- 4	0- 1	0- 0	NON-CONFERENCE	0- 1	0- 1	5- 1				
4- 0	0- 0	0- 0	HOME	0- 0	0- 0	4- 0				
1- 4	0- 1	0- 0	AWAY	0- 1	0- 1	1- 1				
0- 0	0- 0	0- 0	NEUTRAL	0- 0	0- 0	0- 0				
0- 0	0- 0	0- 0	CONFERENCE	0- 0	0- 0	0- 0				
0- 0	0- 0	0- 0	HOME	0- 0	0- 0	0- 0				
0- 0	0- 0	0- 0	AWAY	0- 0	0- 0	0- 0				
0- 0	0- 0	0- 0	NEUTRAL	0- 0	0- 0	0- 0				

RPI 1-25				RPI 26-50				RPI 51-100				RPI 101+				Team's RPI : 180	
RPI	S	Opponent	Score	RPI	S	Opponent	Score	RPI	S	Opponent	Score	RPI	S	Opponent	Score		
23	A	Kentucky	49 71					94	A	Clemson	64 83	131	A	Miami (OH)	55 68		
												182	H	American	66 61		
												200	A	Davidson	62 71		
												272	A	ETSU	73 65		
												273	H	UNC Greensboro	82 75		
												279	H	Norfolk St.	83 51		
												342	H	N. C. Central	80 69		

LAST 12 Division I GAMES:																	
272	A	ETSU	73 65	131	A	Miami (OH)	55 68										
182	H	American	66 61	23	A	Kentucky	49 71										
279	H	Norfolk St.	83 51	342	H	N. C. Central	80 69										
94	A	Clemson	64 83														
273	H	UNC Greensboro	82 75														
200	A	Davidson	62 71														

Non-Div I Games: Greensboro 102 50 Mars Hill 86 36

High Point

H
o
f
s
t
r
a

Hofstra				Through Games Of Dec. 31, 2018							
Average RPI	Win:	270	WON-LOST	WINNING	LAST 10	STRENGTH OF	OPP. STRENGTH	TEAM	ADJ.	CONF.	ADJ CONF.
Average RPI	Loss:	169	RECORD	PCT. RANK	GAMES	SCHEDULE	OF SCHEDULE	RPI	RPI	RPI	RPI
DIV. I ONLY			5- 6	181	5-5	278	246	237	237	14	14
DIV. I NON-CONF.			5- 6	176	0- 0	276	242	236	236	14	14

TOTALS		RPI 1-25	RPI 26-50		W-L RECORDS		RPI 51-100	RPI 101-150		RPI 150+	
5- 6		0- 0	0- 0		OVERALL		0- 3	0- 0		5- 3	
1- 2		0- 0	0- 0		HOME		0- 0	0- 0		1- 2	
3- 2		0- 0	0- 0		AWAY		0- 1	0- 0		3- 1	
1- 2		0- 0	0- 0		NEUTRAL		0- 2	0- 0		1- 0	
5- 6		0- 0	0- 0		NON-CONFERENCE		0- 3	0- 0		5- 3	
1- 2		0- 0	0- 0		HOME		0- 0	0- 0		1- 2	
3- 2		0- 0	0- 0		AWAY		0- 1	0- 0		3- 1	
1- 2		0- 0	0- 0		NEUTRAL		0- 2	0- 0		1- 0	
0- 0		0- 0	0- 0		CONFERENCE		0- 0	0- 0		0- 0	
0- 0		0- 0	0- 0		HOME		0- 0	0- 0		0- 0	
0- 0		0- 0	0- 0		AWAY		0- 0	0- 0		0- 0	
0- 0		0- 0	0- 0		NEUTRAL		0- 0	0- 0		0- 0	

H
o
f
s
t
r
a

RPI 1-25				RPI 26-50				RPI 51-100				RPI 101+ Team's RPI: 237			
RPI	S	Opponent	Score	RPI	S	Opponent	Score	RPI	S	Opponent	Score	RPI	S	Opponent	Score
								85	N	Wright St.	64 93	202	A	Holy Cross	66 72
								95	N	Marist	57 71	223	H	Sacred Heart	64 70
								97	A	Stony Brook	49 77	238	N	Stetson	53 50
												248	A	St. Bonaventure	67 59
												260	H	Iona	74 49
												296	A	Si ena	57 50
												308	A	UMBC	45 42
												311	H	Col umbi a	63 65

LAST 12 Division I GAMES:															
				223	H	Sacred Heart	64 70	296	A	Si ena	57 50				
				238	N	Stetson	53 50	308	A	UMBC	45 42				
				95	N	Marist	57 71	202	A	Hol y Cross	66 72				
				85	N	Wright St.	64 93	311	H	Col umbi a	63 65				
				248	A	St. Bonaventure	67 59	260	H	Iona	74 49				
				97	A	Stony Brook	49 77								

Non-Div I Games: Wilmington (DE) 77 56

Hofstra

Holy Cross

Through Games Of Dec. 31, 2018

Average RPI Win:	266	WON-LOST	WINNING	LAST 10	STRENGTH OF	OPP. STRENGTH	TEAM	ADJ.	CONF.	ADJ CONF.
Average RPI Loss:	222	RECORD	PCT. RANK	GAMES	SCHEDULE	OF SCHEDULE	RPI	RPI	RPI	RPI

DIV. I ONLY	8- 3	71	7-3	334	256	202	202	26	26
DIV. I NON-CONF.	8- 3	72	1- 0	331	251	202	202	26	26
TOTALS	RPI 1-25	RPI 26-50	W-L RECORDS	RPI 51-100	RPI 101-150	RPI 150+			
8- 3	0- 0	0- 0	OVERALL	0- 1	1- 0	7- 2			
5- 1	0- 0	0- 0	HOME	0- 0	1- 0	4- 1			
3- 2	0- 0	0- 0	AWAY	0- 1	0- 0	3- 1			
0- 0	0- 0	0- 0	NEUTRAL	0- 0	0- 0	0- 0			
8- 3	0- 0	0- 0	NON-CONFERENCE	0- 1	1- 0	7- 2			
5- 1	0- 0	0- 0	HOME	0- 0	1- 0	4- 1			
3- 2	0- 0	0- 0	AWAY	0- 1	0- 0	3- 1			
0- 0	0- 0	0- 0	NEUTRAL	0- 0	0- 0	0- 0			
0- 0	0- 0	0- 0	CONFERENCE	0- 0	0- 0	0- 0			
0- 0	0- 0	0- 0	HOME	0- 0	0- 0	0- 0			
0- 0	0- 0	0- 0	AWAY	0- 0	0- 0	0- 0			
0- 0	0- 0	0- 0	NEUTRAL	0- 0	0- 0	0- 0			

RPI 1-25	RPI 26-50	RPI 51-100	RPI 101+	Team's RPI: 202
RPI S Opponent Score	RPI S Opponent Score	RPI S Opponent Score	RPI S Opponent Score	
		87 A Boston College 63 89	147 H Rhode Island 73 65	
			237 H Hofstra 72 66	
			249 H Rider 71 61	
			265 H Brown 85 89	
			284 H UMass Lowell I 63 54	
			286 A Bryant 81 62	
			292 A Vermont 65 40	
			300 A Albany (NY) 56 50	
			315 A New Hampshire 62 74	
			336 H Manhattan 61 53	
LAST 12 Division I GAMES:				
284 H UMass Lowell I 63 54	286 A Bryant 81 62			
292 A Vermont 65 40	336 H Manhattan 61 53			
300 A Albany (NY) 56 50	315 A New Hampshire 62 74			
147 H Rhode Island 73 65	237 H Hofstra 72 66			
265 H Brown 85 89	249 H Rider 71 61			
87 A Boston College 63 89				

Non-Div I Games:

Holy Cross

Loss, Non-Conf, S Site, H Home A Away N Neutral

Average RPI Win: 233

Average RPI Loss: 83

WON-LOST
RECORDWINNING
PCT. RANKLAST 10
GAMESSTRENGTH OF
SCHEDULEOPP. STRENGTH
OF SCHEDULETEAM
RPIADJ.
RPICONF.
RPIADJ CONF.
RPIDIV. I ONLY
DIV. I NON-CONF.6- 7
6- 7176
1715-5
1- 051
52185
182107
104107
1048
88
8

TOTALS

RPI 1-25

RPI 26-50

W-L RECORDS

RPI 51-100

RPI 101-150

RPI 150+

6- 7 0- 1
1- 4 0- 0
5- 3 0- 1
0- 0 0- 00- 2
0- 2
0- 0
0- 0OVERALL
HOME
AWAY
NEUTRAL1- 1
1- 1
0- 0
0- 00- 2
0- 1
0- 1
0- 05- 1
0- 0
5- 1
0- 06- 7 0- 1
1- 4 0- 0
5- 3 0- 1
0- 0 0- 00- 2
0- 2
0- 0
0- 0NON-CONFERENCE
HOME
AWAY
NEUTRAL1- 1
1- 1
0- 0
0- 00- 2
0- 1
0- 1
0- 05- 1
0- 0
5- 1
0- 00- 0 0- 0
0- 0 0- 0
0- 0 0- 0
0- 0 0- 00- 0
0- 0
0- 0
0- 0CONFERENCE
HOME
AWAY
NEUTRAL0- 0
0- 0
0- 0
0- 00- 0
0- 0
0- 0
0- 00- 0
0- 0
0- 0
0- 0

RPI 1-25

RPI S Opponent Score
14 A Cal i forni a 79 80

RPI 26-50

RPI S Opponent Score
27 H New Mexi co 84 89
41 H Texas A&M 52 68

RPI 51-100

RPI S Opponent Score
72 H Georgi a Tech 95 89
87 H Boston Col lege 57 64

RPI 101+

Team's RPI: 107

RPI S Opponent Score
119 H UT Arl ington 61 65
127 A FGCU 71 76
163 A Loui si ana Tech 88 100
196 A George Mason 66 56
252 A Southern Mi ss. 61 44
272 A ETSU 84 77
294 A Incarnate Word 79 60
311 A Col umbi a 83 72

LAST 12 Division I GAMES:

127 A FGCU	71 76	252 A Southern Mi ss.	61 44
27 H New Mexico	84 89	196 A George Mason	66 56
311 A Col umbi a	83 72	119 H UT Arl ington	61 65
87 H Boston College	57 64	41 H Texas A&M	52 68
294 A Incarnate Word	79 60	272 A ETSU	84 77
163 A Loui si ana Tech	88 100	72 H Georgi a Tech	95 89

Non-Div I Games:

Houston

Average RPI Win: 318

WON-LOST

WINNING

LAST 10

STRENGTH OF

OPP. STRENGTH

TEAM

ADJ.

CONF.

ADJ CONF.

Average RPI Loss: 176

RECORD

PCT. RANK

GAMES

SCHEDULE

OF SCHEDULE

RPI

RPI

RPI

RPI

DIV. I ONLY
DIV. I NON-CONF.1- 5
1- 5309
3095-5
0- 075
76345
344275
277275
27722
2222
22

TOTALS

RPI 1-25

RPI 26-50

W-L RECORDS

RPI 51-100

RPI 101-150

RPI 150+

1- 5

0- 0

0- 0

OVERALL

0- 1

0- 1

1- 3

1- 1

0- 0

0- 0

HOME

0- 0

0- 1

1- 0

0- 4

0- 0

0- 0

AWAY

0- 1

0- 0

0- 3

0- 0

0- 0

0- 0

NEUTRAL

0- 0

0- 0

0- 0

1- 5

0- 0

0- 0

NON-CONFERENCE

0- 1

0- 1

1- 3

1- 1

0- 0

0- 0

HOME

0- 0

0- 1

1- 0

0- 4

0- 0

0- 0

AWAY

0- 1

0- 0

0- 3

0- 0

0- 0

0- 0

NEUTRAL

0- 0

0- 0

0- 0

0- 0

0- 0

0- 0

CONFERENCE

0- 0

0- 0

0- 0

0- 0

0- 0

0- 0

HOME

0- 0

0- 0

0- 0

0- 0

0- 0

0- 0

AWAY

0- 0

0- 0

0- 0

0- 0

0- 0

0- 0

NEUTRAL

0- 0

0- 0

0- 0

RPI 1-25

RPI 26-50

RPI 51-100

RPI 101+

Team's RPI: 275

RPI S Opponent Score

RPI S Opponent Score

RPI S Opponent Score

RPI S Opponent Score

100 A Oklahoma St. 44 77

120 H Oral Roberts 56 74

159 A Texas Tech 76 82

244 A Wichita St. 50 68

258 A North Texas 75 100

318 H La. -Monroe 68 60

LAST 12 Division I GAMES:

244 A Wichita St. 50 68

318 H La. -Monroe 68 60

120 H Oral Roberts 56 74

100 A Oklahoma St. 44 77

258 A North Texas 75 100

159 A Texas Tech 76 82

Non-Div I Games:

Howard Payne

93 60

Tex. A&M Int'l

81 48

McMurry

92 41

Southwest (NM)

100 57

Houston Baptist

Average RPI Win: **277**
 Average RPI Loss: **169**

WON-LOST
RECORD

WINNING
PCT. RANK

LAST 10
GAMES

STRENGTH OF
SCHEDULE

OPP. STRENGTH
OF SCHEDULE

TEAM
RPI

ADJ.
RPI

CONF.
RPI

ADJ CONF.
RPI

DIV. I ONLY	7- 6	152	5-5	289	270	204	204	32	32
DIV. I NON-CONF.	7- 6	155	0- 1	287	268	204	204	32	32

TOTALS	RPI 1-25	RPI 26-50	W-L RECORDS	RPI 51-100	RPI 101-150	RPI 150+			
7- 6	0- 0	0- 1	OVERALL	0- 1	0- 1	7- 3			
2- 2	0- 0	0- 0	HOME	0- 1	0- 0	2- 1			
5- 4	0- 0	0- 1	AWAY	0- 0	0- 1	5- 2			
0- 0	0- 0	0- 0	NEUTRAL	0- 0	0- 0	0- 0			
7- 6	0- 0	0- 1	NON-CONFERENCE	0- 1	0- 1	7- 3			
2- 2	0- 0	0- 0	HOME	0- 1	0- 0	2- 1			
5- 4	0- 0	0- 1	AWAY	0- 0	0- 1	5- 2			
0- 0	0- 0	0- 0	NEUTRAL	0- 0	0- 0	0- 0			
0- 0	0- 0	0- 0	CONFERENCE	0- 0	0- 0	0- 0			
0- 0	0- 0	0- 0	HOME	0- 0	0- 0	0- 0			
0- 0	0- 0	0- 0	AWAY	0- 0	0- 0	0- 0			
0- 0	0- 0	0- 0	NEUTRAL	0- 0	0- 0	0- 0			

RPI 1-25				RPI 26-50				RPI 51-100				RPI 101+ Team's RPI: 204			
RPI	S	Opponent	Score	RPI	S	Opponent	Score	RPI	S	Opponent	Score	RPI	S	Opponent	Score
				44	A	North Carolina	63 85	93	H	Mercer	70 85	143	A	Cincinnati	51 85
												173	A	William & Mary	75 88
												191	A	Campbell	69 64
												196	H	George Mason	73 59
												266	A	Richmond	60 67
												268	A	Niagara	68 61
												269	A	La Salle	57 54
												296	H	Siena	81 86
												334	H	NJIT	77 57
												335	A	FIU	89 62
												347	A	Fairleigh Dickinson	79 58
LAST 12 Division I GAMES:															
				44	A	North Carolina	63 85	266	A	Richmond	60 67				
				143	A	Cincinnati	51 85	268	A	Niagara	68 61				
				93	H	Mercer	70 85	196	H	George Mason	73 59				
				335	A	FIU	89 62	347	A	Fairleigh Dickinson	79 58				
				191	A	Campbell	69 64	296	H	Siena	81 86				
				334	H	NJIT	77 57	173	A	William & Mary	75 88				

Non-Div I Games:

Howard

Average RPI Win:	209	WON-LOST	WINNING	LAST 10	STRENGTH OF	OPP. STRENGTH	TEAM	ADJ.	CONF.	ADJ CONF.
Average RPI Loss:	80	RECORD	PCT. RANK	GAMES	SCHEDULE	OF SCHEDULE	RPI	RPI	RPI	RPI
DIV. I ONLY	6- 6	164	4-6	53	194	104	104	17	17	
DIV. I NON-CONF.	5- 5	162	0- 0	30	197	59	59	16	16	

TOTALS	RPI 1-25	RPI 26-50	W-L RECORDS	RPI 51-100	RPI 101-150	RPI 150+				
6- 6	0- 1	0- 0	OVERALL	1- 3	1- 2	4- 0				
2- 3	0- 0	0- 0	HOME	1- 3	0- 0	1- 0				
3- 3	0- 1	0- 0	AWAY	0- 0	0- 2	3- 0				
1- 0	0- 0	0- 0	NEUTRAL	0- 0	1- 0	0- 0				
5- 5	0- 1	0- 0	NON-CONFERENCE	1- 2	1- 2	3- 0				
1- 2	0- 0	0- 0	HOME	1- 2	0- 0	0- 0				
3- 3	0- 1	0- 0	AWAY	0- 0	0- 2	3- 0				
1- 0	0- 0	0- 0	NEUTRAL	0- 0	1- 0	0- 0				
1- 1	0- 0	0- 0	CONFERENCE	0- 1	0- 0	1- 0				
1- 1	0- 0	0- 0	HOME	0- 1	0- 0	1- 0				
0- 0	0- 0	0- 0	AWAY	0- 0	0- 0	0- 0				
0- 0	0- 0	0- 0	NEUTRAL	0- 0	0- 0	0- 0				

RPI 1-25				RPI 26-50				RPI 51-100				RPI 101+ Team's RPI: 104			
RPI	S	Opponent	Score	RPI	S	Opponent	Score	RPI	S	Opponent	Score	RPI	S	Opponent	Score
11	A	Iowa	58 72					61	H	Ohio	66 73	117	A	Southern Ill.	73 78
								74	H	UNI	40 53	130	A	Wisconsin	64 65
								85	H	Wright St.	75 78	141	N	VCU	63 61
								98	H	UT Martin	73 72	171	A	Indiana St.	64 59
												255	A	Ole Miss	66 58
												289	A	UTSA	58 50
												299	H	Northern Ky.	70 48

LAST 12 Division I GAMES:															
299	H	Northern Ky.	70 48	171	A	Indiana St.	64 59								
85	H	Wright St.	75 78	74	H	UNI	40 53								
117	A	Southern Ill.	73 78	141	N	VCU	63 61								
61	H	Ohio	66 73	289	A	UTSA	58 50								
11	A	Iowa	58 72	130	A	Wisconsin	64 65								
255	A	Ole Miss	66 58	98	H	UT Martin	73 72								

Non-Div I Games: Purdue Northwest 101 40

IUPUI

Average RPI Win:	198	WON-LOST	WINNING	LAST 10	STRENGTH OF	OPP. STRENGTH	TEAM	ADJ.	CONF.	ADJ CONF.
Average RPI Loss:	106	RECORD	PCT. RANK	GAMES	SCHEDULE	OF SCHEDULE	RPI	RPI	RPI	RPI
DIV. I ONLY	5- 6	181	4-6	96	126	96	96	11	11	
DIV. I NON-CONF.	3- 6	241	0- 0	44	98	132	132	11	11	

TOTALS	RPI 1-25	RPI 26-50	W-L RECORDS	RPI 51-100	RPI 101-150	RPI 150+				
5- 6	0- 2	0- 1	OVERALL	0- 1	2- 0	3- 2				
2- 0	0- 0	0- 0	HOME	0- 0	1- 0	1- 0				
3- 5	0- 2	0- 1	AWAY	0- 0	1- 0	2- 2				
0- 1	0- 0	0- 0	NEUTRAL	0- 1	0- 0	0- 0				
3- 6	0- 2	0- 1	NON-CONFERENCE	0- 1	1- 0	2- 2				
2- 0	0- 0	0- 0	HOME	0- 0	1- 0	1- 0				
1- 5	0- 2	0- 1	AWAY	0- 0	0- 0	1- 2				
0- 1	0- 0	0- 0	NEUTRAL	0- 1	0- 0	0- 0				
2- 0	0- 0	0- 0	CONFERENCE	0- 0	1- 0	1- 0				
0- 0	0- 0	0- 0	HOME	0- 0	0- 0	0- 0				
2- 0	0- 0	0- 0	AWAY	0- 0	1- 0	1- 0				
0- 0	0- 0	0- 0	NEUTRAL	0- 0	0- 0	0- 0				

RPI 1-25				RPI 26-50				RPI 51-100 Team's RPI: 96				RPI 101+			
RPI	S	Opponent	Score	RPI	S	Opponent	Score	RPI	S	Opponent	Score	RPI	S	Opponent	Score
4	A	Stanford	71 115	34	A	Wyoming	61 64	76	N	Boise St.	85 91	129	A	Idaho St.	86 72
9	A	Gonzaga	51 88									135	H	CSUN	88 73
												159	A	Texas Tech	88 77
												228	H	San Francisco	70 63
												234	A	Long Beach St.	63 70
												281	A	Hawaii	61 69
												337	A	Weber St.	79 74
LAST 12 Division I GAMES:															
337	A	Weber St.	79 74	228	H	San Francisco	70 63	234	A	Long Beach St.	63 70	76	N	Boise St.	85 91
129	A	Idaho St.	86 72	234	A	Long Beach St.	63 70	159	A	Texas Tech	88 77	4	A	Stanford	71 115
9	A	Gonzaga	51 88	76	N	Boise St.	85 91	135	H	CSUN	88 73				
34	A	Wyoming	61 64	159	A	Texas Tech	88 77								
281	A	Hawaii	61 69	4	A	Stanford	71 115								

Non-Div I Games:

Idaho

Average RPI Win: 248

Average RPI Loss: 63

WON-LOST
RECORDWINNING
PCT. RANKLAST 10
GAMESSTRENGTH OF
SCHEDULEOPP. STRENGTH
OF SCHEDULETEAM
RPIADJ.
RPICONF.
RPIADJ CONF.
RPIDIV. I ONLY
DIV. I NON-CONF.5- 5
4- 4164
1625-5
0- 076
20218
284129
53129
5311
1111
11

TOTALS

RPI 1-25

RPI 26-50

W-L RECORDS

RPI 51-100

RPI 101-150

RPI 150+

5- 5 0- 1
3- 1 0- 0
1- 3 0- 1
1- 1 0- 00- 0
0- 0
0- 0
0- 0OVERALL
HOME
AWAY
NEUTRAL0- 4
0- 1
0- 2
0- 10- 0
0- 0
0- 0
0- 05- 0
3- 0
1- 0
1- 04- 4 0- 1
2- 0 0- 0
1- 3 0- 1
1- 1 0- 00- 0
0- 0
0- 0
0- 0NON-CONFERENCE
HOME
AWAY
NEUTRAL0- 3
0- 0
0- 2
0- 10- 0
0- 0
0- 0
0- 04- 0
2- 0
1- 0
1- 01- 1 0- 0
1- 1 0- 0
0- 0 0- 0
0- 0 0- 00- 0
0- 0
0- 0
0- 0CONFERENCE
HOME
AWAY
NEUTRAL0- 1
0- 1
0- 0
0- 00- 0
0- 0
0- 0
0- 01- 0
1- 0
0- 0
0- 0

RPI 1-25

RPI 26-50

RPI 51-100

RPI 101+

Team's RPI: 129

RPI S Opponent Score
9 A Gonzaga 51 70

RPI S Opponent Score

RPI S Opponent Score
55 A Utah 60 74
72 N Georgia Tech 51 74
84 A Arizona 46 71
96 H Idaho 72 86RPI S Opponent Score
198 H Pepperdine 65 63
243 H Eastern Wash. 63 48
251 N Kennesaw St. 60 49
267 A California Baptist 72 57
283 H Utah Valley 80 68

LAST 12 Division I GAMES:

243 H Eastern Wash. 63 48
96 H Idaho 72 86
198 H Pepperdine 65 63
283 H Utah Valley 80 68
72 N Georgia Tech 51 74
251 N Kennesaw St. 60 4955 A Utah 60 74
9 A Gonzaga 51 70
84 A Arizona 46 71
267 A California Baptist 72 57

Non-Div I Games: Benedictine Mesa 88 51

Idaho St.

Average RPI Win:	259	WON-LOST	WINNING	LAST 10	STRENGTH OF	OPP. STRENGTH	TEAM	ADJ.	CONF.	ADJ CONF.
Average RPI Loss:	89	RECORD	PCT. RANK	GAMES	SCHEDULE	OF SCHEDULE	RPI	RPI	RPI	RPI
DIV. I ONLY	8- 5	115	5-5	171	222	177	177	3	3	
DIV. I NON-CONF.	8- 3	72	0- 0	248	269	173	173	3	3	

TOTALS	RPI 1-25	RPI 26-50	W-L RECORDS	RPI 51-100	RPI 101-150	RPI 150+				
8- 5	0- 1	0- 1	OVERALL	0- 2	0- 0	8- 1				
7- 2	0- 1	0- 1	HOME	0- 0	0- 0	7- 0				
1- 2	0- 0	0- 0	AWAY	0- 2	0- 0	1- 0				
0- 1	0- 0	0- 0	NEUTRAL	0- 0	0- 0	0- 1				
8- 3	0- 0	0- 1	NON-CONFERENCE	0- 1	0- 0	8- 1				
7- 1	0- 0	0- 1	HOME	0- 0	0- 0	7- 0				
1- 1	0- 0	0- 0	AWAY	0- 1	0- 0	1- 0				
0- 1	0- 0	0- 0	NEUTRAL	0- 0	0- 0	0- 1				
0- 2	0- 1	0- 0	CONFERENCE	0- 1	0- 0	0- 0				
0- 1	0- 1	0- 0	HOME	0- 0	0- 0	0- 0				
0- 1	0- 0	0- 0	AWAY	0- 1	0- 0	0- 0				
0- 0	0- 0	0- 0	NEUTRAL	0- 0	0- 0	0- 0				

RPI	S	Opponent	Score	RPI	S	Opponent	Score	RPI	S	Opponent	Score	RPI	S	Opponent	Score	Team's RPI: 177
12	H	Indiana	83 85	50	H	Missouri	45 67	75	A	Northwestern	45 68	171	H	Indiana St.	75 57	
								94	A	Clemson	67 69	216	N	Sacramento St.	107 109	
												221	H	Eastern Mi ch.	72 66	
												246	H	Alabama A&M	88 60	
												253	H	Murray St.	84 52	
												259	H	SIUE	74 57	
												301	A	Cal Poly	74 51	
												306	H	Valparaiso	73 54	
												311	H	Columbia	76 69	

LAST 12 Division I GAMES:																
50	H	Missouri	45 67	75	A	Northwestern	45 68	12	H	Indiana	83 85	216	N	Sacramento St.	107 109	
259	H	SIUE	74 57									301	A	Cal Poly	74 51	
253	H	Murray St.	84 52									311	H	Columbia	76 69	
171	H	Indiana St.	75 57									306	H	Valparaiso	73 54	
221	H	Eastern Mi ch.	72 66													
94	A	Clemson	67 69													

Non-Div I Games:

Average RPI Win:	242	WON-LOST	WINNING	LAST 10	STRENGTH OF	OPP. STRENGTH	TEAM	ADJ.	CONF.	ADJ CONF.
Average RPI Loss:	179	RECORD	PCT. RANK	GAMES	SCHEDULE	OF SCHEDULE	RPI	RPI	RPI	RPI

DIV. I ONLY	6- 4	123	7-3	318	209	195	195	13	13
DIV. I NON-CONF.	6- 4	126	1- 0	318	206	195	195	13	13
TOTALS	RPI 1-25	RPI 26-50	W-L RECORDS	RPI 51-100	RPI 101-150	RPI 150+			
6- 4	0- 1	0- 0	OVERALL	0- 0	0- 0	6- 3			
4- 0	0- 0	0- 0	HOME	0- 0	0- 0	4- 0			
2- 4	0- 1	0- 0	AWAY	0- 0	0- 0	2- 3			
0- 0	0- 0	0- 0	NEUTRAL	0- 0	0- 0	0- 0			
6- 4	0- 1	0- 0	NON-CONFERENCE	0- 0	0- 0	6- 3			
4- 0	0- 0	0- 0	HOME	0- 0	0- 0	4- 0			
2- 4	0- 1	0- 0	AWAY	0- 0	0- 0	2- 3			
0- 0	0- 0	0- 0	NEUTRAL	0- 0	0- 0	0- 0			
0- 0	0- 0	0- 0	CONFERENCE	0- 0	0- 0	0- 0			
0- 0	0- 0	0- 0	HOME	0- 0	0- 0	0- 0			
0- 0	0- 0	0- 0	AWAY	0- 0	0- 0	0- 0			
0- 0	0- 0	0- 0	NEUTRAL	0- 0	0- 0	0- 0			

RPI S Opponent Score	RPI S Opponent Score	RPI S Opponent Score	RPI S Opponent Score
17 A Butler 56 58			170 A UMKC 62 55
			190 H North Dakota 67 55
			206 H Saint Louis 72 67
			220 A Cleveland St. 63 67
			221 A Eastern Mich. 41 50
			240 H Oakl and 62 56
			259 A SIUE 61 68
			299 A Northern Ky. 58 53
			345 H Austin Peay 61 49
LAST 12 Division I GAMES:			
299 A Northern Ky. 58 53	170 A UMKC 62 55		
345 H Austin Peay 61 49	206 H Saint Louis 72 67		
240 H Oakl and 62 56	190 H North Dakota 67 55		
17 A Butler 56 58	259 A SIUE 61 68		
220 A Cleveland St. 63 67			
221 A Eastern Mich. 41 50			

Non-Div I Games: Maryville (MO) 61 52

Illinois St.

Average RPI	Win:	0	WON-LOST	WINNING	LAST 10	STRENGTH OF	OPP. STRENGTH	TEAM	ADJ.	CONF.	ADJ CONF.
Average RPI	Loss:	144	RECORD	PCT. RANK	GAMES	SCHEDULE	OF SCHEDULE	RPI	RPI	RPI	RPI
DIV. I ONLY		0- 11		338	0-10	65	247	294	294	22	22
DIV. I NON-CONF.		0- 11		336	0- 1	65	243	296	296	22	22

TOTALS	RPI 1-25		RPI 26-50		W-L RECORDS	RPI 51-100		RPI 101-150		RPI 150+	
0- 11	0- 2		0- 1		OVERALL	0- 1		0- 3		0- 4	
0- 4	0- 0		0- 0		HOME	0- 0		0- 3		0- 1	
0- 7	0- 2		0- 1		AWAY	0- 1		0- 0		0- 3	
0- 0	0- 0		0- 0		NEUTRAL	0- 0		0- 0		0- 0	
0- 11	0- 2		0- 1		NON-CONFERENCE	0- 1		0- 3		0- 4	
0- 4	0- 0		0- 0		HOME	0- 0		0- 3		0- 1	
0- 7	0- 2		0- 1		AWAY	0- 1		0- 0		0- 3	
0- 0	0- 0		0- 0		NEUTRAL	0- 0		0- 0		0- 0	
0- 0	0- 0		0- 0		CONFERENCE	0- 0		0- 0		0- 0	
0- 0	0- 0		0- 0		HOME	0- 0		0- 0		0- 0	
0- 0	0- 0		0- 0		AWAY	0- 0		0- 0		0- 0	
0- 0	0- 0		0- 0		NEUTRAL	0- 0		0- 0		0- 0	

RPI 1-25				RPI 26-50				RPI 51-100				RPI 101+ Team's RPI: 294			
RPI	S	Opponent	Score	RPI	S	Opponent	Score	RPI	S	Opponent	Score	RPI	S	Opponent	Score
15	A	South Dakota	43 96	29	A	Minnesota	39 75	84	A	Arizona	42 84	107	H	Houston	60 79
22	A	Arizona St.	43 81									111	H	Rice	63 74
												119	H	UT Arlington	49 97
												211	A	San Diego St.	38 81
												212	A	Massachusetts	59 71
												337	H	Weber St.	64 72
												341	A	Grand Canyon	63 74

LAST 12 Division I GAMES:															
84	A	Arizona	42 84	111	H	Rice	63 74								
337	H	Weber St.	64 72	212	A	Massachusetts	59 71								
211	A	San Diego St.	38 81	29	A	Minnesota	39 75								
107	H	Houston	60 79	119	H	UT Arlington	49 97								
15	A	South Dakota	43 96	22	A	Arizona St.	43 81								
341	A	Grand Canyon	63 74												

Non-Div I Games:

Incarnate Word

Average RPI Win:	135	WON-LOST	WINNING	LAST 10	STRENGTH OF	OPP. STRENGTH	TEAM	ADJ.	CONF.	ADJ CONF.
Average RPI Loss:	122	RECORD	PCT. RANK	GAMES	SCHEDULE	OF SCHEDULE	RPI	RPI	RPI	RPI
DIV. I ONLY	13- 1	8	9-1	100	22	12	12	3	3	
DIV. I NON-CONF.	11- 1	14	0- 0	113	21	15	15	3	3	

TOTALS	RPI 1-25	RPI 26-50	W-L RECORDS	RPI 51-100	RPI 101-150	RPI 150+				
13- 1	2- 0	1- 0	OVERALL	2- 0	2- 1	6- 0				
7- 0	1- 0	0- 0	HOME	1- 0	1- 0	4- 0				
5- 0	0- 0	1- 0	AWAY	1- 0	1- 0	2- 0				
1- 1	1- 0	0- 0	NEUTRAL	0- 0	0- 1	0- 0				
11- 1	2- 0	1- 0	NON-CONFERENCE	2- 0	1- 1	5- 0				
6- 0	1- 0	0- 0	HOME	1- 0	0- 0	4- 0				
4- 0	0- 0	1- 0	AWAY	1- 0	1- 0	1- 0				
1- 1	1- 0	0- 0	NEUTRAL	0- 0	0- 1	0- 0				
2- 0	0- 0	0- 0	CONFERENCE	0- 0	1- 0	1- 0				
1- 0	0- 0	0- 0	HOME	0- 0	1- 0	0- 0				
1- 0	0- 0	0- 0	AWAY	0- 0	0- 0	1- 0				
0- 0	0- 0	0- 0	NEUTRAL	0- 0	0- 0	0- 0				

RPI	S	Opponent	Score	RPI	S	Opponent	Score	RPI	S	Opponent	Score	RPI	S	Opponent	Score
15	N	South Dakota	68 60	37	A	UCLA	67 65	80	A	Wake Forest	87 73	102	H	Penn St.	83 75
17	H	Butler	66 46					89	H	Northern Ill.	91 73	115	A	Loyola Marymount	67 43
												122	N	Grambling	62 65
												151	H	Missouri St.	98 74
												177	A	Illinois	85 83
												187	H	Milwaukee	68 66
												240	A	Oakland	59 32
												245	H	Florida	83 64
												298	H	North Florida	75 52

LAST 12 Division I GAMES:															
151	H	Missouri St.	98 74	102	H	Penn St.	83 75	177	A	Illinois	85 83	15	N	South Dakota	68 60
17	H	Butler	66 46					122	N	Grambling	62 65	115	A	Loyola Marymount	67 43
37	A	UCLA	67 65					298	H	North Florida	75 52				
80	A	Wake Forest	87 73												
89	H	Northern Ill.	91 73												
245	H	Florida	83 64												

Non-Div I Games:

Indiana

Average RPI Win:	280	WON-LOST	WINNING	LAST 10	STRENGTH OF	OPP. STRENGTH	TEAM	ADJ.	CONF.	ADJ CONF.
Average RPI Loss:	126	RECORD	PCT. RANK	GAMES	SCHEDULE	OF SCHEDULE	RPI	RPI	RPI	RPI
DIV. I ONLY	5- 5	164	5-5	226	237	171	171	13	13	
DIV. I NON-CONF.	5- 5	162	0- 0	221	231	174	174	13	13	

TOTALS	RPI 1-25	RPI 26-50	W-L RECORDS	RPI 51-100	RPI 101-150	RPI 150+				
5- 5	0- 1	0- 0	OVERALL	0- 0	0- 2	5- 2				
1- 1	0- 0	0- 0	HOME	0- 0	0- 1	1- 0				
4- 3	0- 1	0- 0	AWAY	0- 0	0- 0	4- 2				
0- 1	0- 0	0- 0	NEUTRAL	0- 0	0- 1	0- 0				
5- 5	0- 1	0- 0	NON-CONFERENCE	0- 0	0- 2	5- 2				
1- 1	0- 0	0- 0	HOME	0- 0	0- 1	1- 0				
4- 3	0- 1	0- 0	AWAY	0- 0	0- 0	4- 2				
0- 1	0- 0	0- 0	NEUTRAL	0- 0	0- 1	0- 0				
0- 0	0- 0	0- 0	CONFERENCE	0- 0	0- 0	0- 0				
0- 0	0- 0	0- 0	HOME	0- 0	0- 0	0- 0				
0- 0	0- 0	0- 0	AWAY	0- 0	0- 0	0- 0				
0- 0	0- 0	0- 0	NEUTRAL	0- 0	0- 0	0- 0				

RPI 1-25				RPI 26-50				RPI 51-100				RPI 101+				Team's RPI: 171
RPI	S	Opponent	Score	RPI	S	Opponent	Score	RPI	S	Opponent	Score	RPI	S	Opponent	Score	
17	A	Butler	49 72									104	H	IUPUI	59 64	
												136	N	UC Irvine	61 77	
												177	A	Illinois	57 75	
												194	A	Eastern Ill.	39 63	
												206	A	Saint Louis	60 56	
												215	A	Southeast Mo. St.	62 51	
												309	A	Marshall	62 53	
												330	H	UIC	60 53	
												341	A	Grand Canyon	88 81	

LAST 12 Division I GAMES:																
215	A	Southeast Mo. St.	62 51	194	A	Eastern Ill.	39 63									
136	N	UC Irvine	61 77	17	A	Butler	49 72									
341	A	Grand Canyon	88 81	330	H	UIC	60 53									
206	A	Saint Louis	60 56	177	A	Illinois	57 75									
309	A	Marshall	62 53	104	H	IUPUI	59 64									

Non-Div I Games: Davenport 79 43

Indiana St.

Average RPI	Win: 230	WON-LOST	WINNING	LAST 10	STRENGTH OF	OPP. STRENGTH	TEAM	ADJ.	CONF.	ADJ CONF.
Average RPI	Loss: 103	RECORD	PCT. RANK	GAMES	SCHEDULE	OF SCHEDULE	RPI	RPI	RPI	RPI
DIV. I ONLY	1- 10	328	1-9	33	187	260	260	27	27	
DIV. I NON-CONF.	1- 10	330	0- 1	36	184	259	259	27	27	

TOTALS	RPI 1-25	RPI 26-50	W-L RECORDS	RPI 51-100	RPI 101-150	RPI 150+				
1- 10	0- 0	0- 3	OVERALL	0- 4	0- 1	1- 2				
1- 5	0- 0	0- 1	HOME	0- 3	0- 1	1- 0				
0- 5	0- 0	0- 2	AWAY	0- 1	0- 0	0- 2				
0- 0	0- 0	0- 0	NEUTRAL	0- 0	0- 0	0- 0				
1- 10	0- 0	0- 3	NON-CONFERENCE	0- 4	0- 1	1- 2				
1- 5	0- 0	0- 1	HOME	0- 3	0- 1	1- 0				
0- 5	0- 0	0- 2	AWAY	0- 1	0- 0	0- 2				
0- 0	0- 0	0- 0	NEUTRAL	0- 0	0- 0	0- 0				
0- 0	0- 0	0- 0	CONFERENCE	0- 0	0- 0	0- 0				
0- 0	0- 0	0- 0	HOME	0- 0	0- 0	0- 0				
0- 0	0- 0	0- 0	AWAY	0- 0	0- 0	0- 0				
0- 0	0- 0	0- 0	NEUTRAL	0- 0	0- 0	0- 0				

RPI 1-25				RPI 26-50				RPI 51-100				RPI 101+ Team's RPI: 260			
RPI	S	Opponent	Score	RPI	S	Opponent	Score	RPI	S	Opponent	Score	RPI	S	Opponent	Score
				32	A	Kansas	44 75	78	H	St. John's (NY)	35 61	114	H	Fordham	40 57
				42	A	Bucknell	43 81	81	A	Toledo	38 84	218	A	Temple	39 59
				43	H	Central Mich.	39 82	88	H	Penn	43 66	230	H	George Washington	52 43
								97	H	Stony Brook	51 53	237	A	Hofstra	49 74
LAST 12 Division I GAMES:															
				114	H	Fordham	40 57	97	H	Stony Brook	51 53				
				230	H	George Washington	52 43	88	H	Penn	43 66				
				81	A	Toledo	38 84	218	A	Temple	39 59				
				78	H	St. John's (NY)	35 61	42	A	Bucknell	43 81				
				237	A	Hofstra	49 74	43	H	Central Mich.	39 82				
								32	A	Kansas	44 75				

Non-Div I Games:

Iona

Average RPI Win:	145	WON-LOST	WINNING	LAST 10	STRENGTH OF	OPP. STRENGTH	TEAM	ADJ.	CONF.	ADJ CONF.
Average RPI Loss:	14	RECORD	PCT. RANK	GAMES	SCHEDULE	OF SCHEDULE	RPI	RPI	RPI	RPI
DIV. I ONLY	9- 3	60	7-3	20	40	11	11	3	3	
DIV. I NON-CONF.	9- 2	43	0- 1	34	35	11	11	3	3	

TOTALS	RPI 1-25	RPI 26-50	W-L RECORDS	RPI 51-100	RPI 101-150	RPI 150+				
9- 3	2- 3	0- 0	OVERALL	1- 0	2- 0	4- 0				
6- 0	1- 0	0- 0	HOME	1- 0	2- 0	2- 0				
2- 2	1- 2	0- 0	AWAY	0- 0	0- 0	1- 0				
1- 1	0- 1	0- 0	NEUTRAL	0- 0	0- 0	1- 0				
9- 2	2- 2	0- 0	NON-CONFERENCE	1- 0	2- 0	4- 0				
6- 0	1- 0	0- 0	HOME	1- 0	2- 0	2- 0				
2- 1	1- 1	0- 0	AWAY	0- 0	0- 0	1- 0				
1- 1	0- 1	0- 0	NEUTRAL	0- 0	0- 0	1- 0				
0- 1	0- 1	0- 0	CONFERENCE	0- 0	0- 0	0- 0				
0- 0	0- 0	0- 0	HOME	0- 0	0- 0	0- 0				
0- 1	0- 1	0- 0	AWAY	0- 0	0- 0	0- 0				
0- 0	0- 0	0- 0	NEUTRAL	0- 0	0- 0	0- 0				

RPI	S	Opponent	Score	RPI	S	Opponent	Score	RPI	S	Opponent	Score	RPI	S	Opponent	Score
1	A	Notre Dame	71 105					74	H	UNI	83 57	104	H	IUPUI	72 58
6	H	Iowa St.	73 70									120	H	Oral Roberts	90 77
10	A	Drake	91 82									157	A	Western Ky.	104 67
20	N	Florida St.	67 71									186	N	West Virginia	84 81
21	A	Michigan St.	70 84									303	H	Robert Morris	92 63
												342	H	N.C. Central	106 39

LAST 12 Division I GAMES:															
20	N	Florida St.	67 71	10	A	Drake	91 82								
21	A	Michigan St.	70 84	74	H	UNI	83 57								
186	N	West Virginia	84 81	104	H	IUPUI	72 58								
342	H	N.C. Central	106 39	6	H	Iowa St.	73 70								
157	A	Western Ky.	104 67	303	H	Robert Morris	92 63								
120	H	Oral Roberts	90 77	1	A	Notre Dame	71 105								

Non-Div I Games:

Iowa

Average RPI Win:	111	WON-LOST	WINNING	LAST 10	STRENGTH OF	OPP. STRENGTH	TEAM	ADJ.	CONF.	ADJ CONF.
Average RPI Loss:	13	RECORD	PCT. RANK	GAMES	SCHEDULE	OF SCHEDULE	RPI	RPI	RPI	RPI
DIV. I ONLY	10- 2	35	8-2	11	75	6	6	5	5	
DIV. I NON-CONF.	10- 2	37	3- 0	12	73	6	6	5	5	

TOTALS	RPI 1-25	RPI 26-50	W-L RECORDS	RPI 51-100	RPI 101-150	RPI 150+				
10- 2	1- 2	3- 0	OVERALL	2- 0	0- 0	4- 0				
9- 0	1- 0	3- 0	HOME	2- 0	0- 0	3- 0				
0- 2	0- 2	0- 0	AWAY	0- 0	0- 0	0- 0				
1- 0	0- 0	0- 0	NEUTRAL	0- 0	0- 0	1- 0				
10- 2	1- 2	3- 0	NON-CONFERENCE	2- 0	0- 0	4- 0				
9- 0	1- 0	3- 0	HOME	2- 0	0- 0	3- 0				
0- 2	0- 2	0- 0	AWAY	0- 0	0- 0	0- 0				
1- 0	0- 0	0- 0	NEUTRAL	0- 0	0- 0	1- 0				
0- 0	0- 0	0- 0	CONFERENCE	0- 0	0- 0	0- 0				
0- 0	0- 0	0- 0	HOME	0- 0	0- 0	0- 0				
0- 0	0- 0	0- 0	AWAY	0- 0	0- 0	0- 0				
0- 0	0- 0	0- 0	NEUTRAL	0- 0	0- 0	0- 0				

RPI 1-25				RPI 26-50				RPI 51-100				RPI 101+			
RPI	S	Opponent	Score	RPI	S	Opponent	Score	RPI	S	Opponent	Score	RPI	S	Opponent	Score
10	H	Drake	86 81	30	H	Auburn	67 64	53	H	Arkansas	91 82	169	H	Prairie View	94 46
11	A	Iowa	70 73	38	H	Miami (FL)	75 52	89	H	Northern Ill.	70 60	190	H	North Dakota	87 35
15	A	South Dakota	59 64	42	H	Bucknell	86 61					221	N	Eastern Mich.	85 59
												268	H	Niagara	95 35

LAST 12 Division I GAMES:															
				89	H	Northern Ill.	70 60	38	H	Miami (FL)	75 52				
				30	H	Auburn	67 64	42	H	Bucknell	86 61				
				53	H	Arkansas	91 82	169	H	Prairie View	94 46				
				15	A	South Dakota	59 64	10	H	Drake	86 81				
				221	N	Eastern Mich.	85 59	190	H	North Dakota	87 35				
				268	H	Niagara	95 35	11	A	Iowa	70 73				

Non-Div I Games:

Iowa St.

Average RPI Win: 317

Average RPI Loss: 171

WON-LOST
RECORDWINNING
PCT. RANKLAST 10
GAMESSTRENGTH OF
SCHEDULEOPP. STRENGTH
OF SCHEDULETEAM
RPIADJ.
RPICONF.
RPIADJ CONF.
RPIDIV. I ONLY
DIV. I NON-CONF.2- 7
2- 7288
2854-6
0- 1191
186326
323291
293291
29324
2424
24

TOTALS

RPI 1-25

RPI 26-50

W-L RECORDS

RPI 51-100

RPI 101-150

RPI 150+

2- 7

0- 1

0- 0

OVERALL

0- 1

0- 1

2- 4

1- 1

0- 0

0- 0

HOME

0- 0

0- 0

1- 1

0- 5

0- 1

0- 0

AWAY

0- 1

0- 1

0- 2

1- 1

0- 0

0- 0

NEUTRAL

0- 0

0- 0

1- 1

2- 7

0- 1

0- 0

NON-CONFERENCE

0- 1

0- 1

2- 4

1- 1

0- 0

0- 0

HOME

0- 0

0- 0

1- 1

0- 5

0- 1

0- 0

AWAY

0- 1

0- 1

0- 2

1- 1

0- 0

0- 0

NEUTRAL

0- 0

0- 0

1- 1

0- 0

0- 0

0- 0

CONFERENCE

0- 0

0- 0

0- 0

0- 0

0- 0

0- 0

HOME

0- 0

0- 0

0- 0

0- 0

0- 0

0- 0

AWAY

0- 0

0- 0

0- 0

0- 0

0- 0

0- 0

NEUTRAL

0- 0

0- 0

0- 0

RPI 1-25

RPI 26-50

RPI 51-100

RPI 101+

Team's RPI: 291

RPI	S	Opponent	Score
18	A	Mississippi St.	38 105

RPI	S	Opponent	Score
53	A	Arkansas	57 76

RPI	S	Opponent	Score
53	A	Arkansas	57 76

RPI	S	Opponent	Score
119	A	UT Arlington	63 99
207	N	Akron	57 74
210	H	Southeastern La.	45 50
282	A	Memphis	67 68
304	H	Central Ark.	65 56
310	A	Louisiana	61 68
330	N	UIC	72 57

LAST 12 Division I GAMES:

53	A	Arkansas	57	76	207	N	Akron	57	74
330	N	UIC	72	57	210	H	Southeastern La.	45	50
282	A	Memphis	67	68	18	A	Mississippi St.	38	105
					310	A	Louisiana	61	68
					304	H	Central Ark.	65	56
					119	A	UT Arlington	63	99

Non-Div I Games:

Spring Hill

105 57

Mississippi

88 38

Jackson St.

Loss,
 Non-Conf,
 S Site,
 H Home
 A Away
 N Neutral

Average RPI Win:	343	WON-LOST	WINNING	LAST 10	STRENGTH OF	OPP. STRENGTH	TEAM	ADJ.	CONF.	ADJ CONF.
Average RPI Loss:	112	RECORD	PCT. RANK	GAMES	SCHEDULE	OF SCHEDULE	RPI	RPI	RPI	RPI
DIV. I ONLY	3- 6	243	5-5	242	232	232	232	232	28	28
DIV. I NON-CONF.	3- 6	241	1- 0	238	226	232	232	232	28	28

TOTALS	RPI 1-25	RPI 26-50	W-L RECORDS	RPI 51-100	RPI 101-150	RPI 150+				
3- 6	0- 1	0- 2	OVERALL	0- 0	0- 1	3- 2				
0- 1	0- 0	0- 0	HOME	0- 0	0- 0	0- 1				
3- 3	0- 1	0- 1	AWAY	0- 0	0- 1	3- 0				
0- 2	0- 0	0- 1	NEUTRAL	0- 0	0- 0	0- 1				
3- 6	0- 1	0- 2	NON-CONFERENCE	0- 0	0- 1	3- 2				
0- 1	0- 0	0- 0	HOME	0- 0	0- 0	0- 1				
3- 3	0- 1	0- 1	AWAY	0- 0	0- 1	3- 0				
0- 2	0- 0	0- 1	NEUTRAL	0- 0	0- 0	0- 1				
0- 0	0- 0	0- 0	CONFERENCE	0- 0	0- 0	0- 0				
0- 0	0- 0	0- 0	HOME	0- 0	0- 0	0- 0				
0- 0	0- 0	0- 0	AWAY	0- 0	0- 0	0- 0				
0- 0	0- 0	0- 0	NEUTRAL	0- 0	0- 0	0- 0				

RPI 1-25				RPI 26-50				RPI 51-100				RPI 101+ Team's RPI: 232			
RPI	S	Opponent	Score	RPI	S	Opponent	Score	RPI	S	Opponent	Score	RPI	S	Opponent	Score
20	A	Florida St.	46 79	36	N	Old Domini on	76 78					102	A	Penn St.	61 80
				41	A	Texas A&M	53 73					225	H	Bethune-Cookman	56 58
												246	N	Al abama A&M	60 65
												335	A	FIU	73 62
												344	A	Savannah St.	68 58
												351	A	Charleston So.	68 58
LAST 12 Division I GAMES:															
335	A	FIU	73 62	36	N	Old Domini on	76 78								
246	N	Al abama A&M	60 65	344	A	Savannah St.	68 58								
102	A	Penn St.	61 80	20	A	Florida St.	46 79								
225	H	Bethune-Cookman	56 58	41	A	Texas A&M	53 73								
351	A	Charleston So.	68 58												

Non-Div I Games: Webber Int'l 73 39 Edward Waters 100 48 Warner 105 55

Jacksonville

Average RPI Win:	264	WON-LOST	WINNING	LAST 10	STRENGTH OF	OPP. STRENGTH	TEAM	ADJ.	CONF.	ADJ CONF.
Average RPI Loss:	126	RECORD	PCT. RANK	GAMES	SCHEDULE	OF SCHEDULE	RPI	RPI	RPI	RPI
DIV. I ONLY	5- 5	164	5-5	144	284	166	166	20	20	
DIV. I NON-CONF.	5- 5	162	0- 1	145	285	168	168	20	20	

TOTALS	RPI 1-25	RPI 26-50	W-L RECORDS	RPI 51-100	RPI 101-150	RPI 150+				
5- 5	0- 0	0- 0	OVERALL	0- 1	0- 2	5- 2				
1- 2	0- 0	0- 0	HOME	0- 0	0- 1	1- 1				
4- 1	0- 0	0- 0	AWAY	0- 0	0- 0	4- 1				
0- 2	0- 0	0- 0	NEUTRAL	0- 1	0- 1	0- 0				
5- 5	0- 0	0- 0	NON-CONFERENCE	0- 1	0- 2	5- 2				
1- 2	0- 0	0- 0	HOME	0- 0	0- 1	1- 1				
4- 1	0- 0	0- 0	AWAY	0- 0	0- 0	4- 1				
0- 2	0- 0	0- 0	NEUTRAL	0- 1	0- 1	0- 0				
0- 0	0- 0	0- 0	CONFERENCE	0- 0	0- 0	0- 0				
0- 0	0- 0	0- 0	HOME	0- 0	0- 0	0- 0				
0- 0	0- 0	0- 0	AWAY	0- 0	0- 0	0- 0				
0- 0	0- 0	0- 0	NEUTRAL	0- 0	0- 0	0- 0				

RPI 1-25				RPI 26-50				RPI 51-100				RPI 101+				Team's RPI: 166	
RPI	S	Opponent	Score	RPI	S	Opponent	Score	RPI	S	Opponent	Score	RPI	S	Opponent	Score		
								86	N	Harvard	62	69	103	N	Washington St.	51	64
												131	H	Miami (OH)	41	58	
												153	H	Troy	63	89	
												159	A	Texas Tech	58	71	
												172	H	Georgia St.	61	56	
												246	A	Alabama A&M	55	48	
												255	A	Ole Miss	60	49	
												320	A	Lipscomb	58	46	
												327	A	Florida A&M	62	31	
LAST 12 Division I GAMES:																	
131	H	Miami (OH)	41	58	103	N	Washington St.	51	64								
172	H	Georgia St.	61	56	153	H	Troy	63	89								
246	A	Alabama A&M	55	48	159	A	Texas Tech	58	71								
255	A	Ole Miss	60	49	327	A	Florida A&M	62	31								
86	N	Harvard	62	69													
320	A	Lipscomb	58	46													

Non-Div I Games: Montevallo 84 52

Jacksonville St.

Average RPI	Win:	207	WON-LOST	WINNING	LAST 10	STRENGTH OF	OPP. STRENGTH	TEAM	ADJ.	CONF.	ADJ CONF.
Average RPI	Loss:	127	RECORD	PCT. RANK	GAMES	SCHEDULE	OF SCHEDULE	RPI	RPI	RPI	RPI
DIV. I ONLY		8- 3		71	7-3	280	88	105	105	14	14
DIV. I NON-CONF.		8- 3		72	1- 0	278	85	102	102	14	14
<hr/>											
TOTALS	RPI 1-25		RPI 26-50		W-L RECORDS	RPI 51-100		RPI 101-150		RPI 150+	
8- 3	0- 0		0- 1		OVERALL	2- 1		1- 0		5- 1	
5- 0	0- 0		0- 0		HOME	2- 0		1- 0		2- 0	
3- 3	0- 0		0- 1		AWAY	0- 1		0- 0		3- 1	
0- 0	0- 0		0- 0		NEUTRAL	0- 0		0- 0		0- 0	
8- 3	0- 0		0- 1		NON-CONFERENCE	2- 1		1- 0		5- 1	
5- 0	0- 0		0- 0		HOME	2- 0		1- 0		2- 0	
3- 3	0- 0		0- 1		AWAY	0- 1		0- 0		3- 1	
0- 0	0- 0		0- 0		NEUTRAL	0- 0		0- 0		0- 0	
0- 0	0- 0		0- 0		CONFERENCE	0- 0		0- 0		0- 0	
0- 0	0- 0		0- 0		HOME	0- 0		0- 0		0- 0	
0- 0	0- 0		0- 0		AWAY	0- 0		0- 0		0- 0	
0- 0	0- 0		0- 0		NEUTRAL	0- 0		0- 0		0- 0	

RPI 1-25				RPI 26-50				RPI 51-100				RPI 101+				Team's RPI: 105
RPI	S	Opponent	Score	RPI	S	Opponent	Score	RPI	S	Opponent	Score	RPI	S	Opponent	Score	
				45	A	Maryland	63 87	69	H	Dayton	68 55	106	H	Georgetown	69 57	
								78	H	St. John's (NY)	64 51	230	H	George Washington	50 37	
								80	A	Wake Forest	49 50	257	A	Hampton	65 72	
												261	H	Winthrop	56 39	
												270	A	Liberty	74 53	
												303	A	Robert Morris	57 36	
												340	A	Delaware St.	103 57	
<hr/>																
LAST 12 Division I GAMES:																
				69	H	Dayton	68 55	303	A	Robert Morris	57 36					
				270	A	Liberty	74 53	78	H	St. John's (NY)	64 51					
				261	H	Winthrop	56 39	80	A	Wake Forest	49 50					
				257	A	Hampton	65 72	45	A	Maryland	63 87					
				106	H	Georgetown	69 57	230	H	George Washington	50 37					
				340	A	Delaware St.	103 57									

Non-Div I Games:

James Madison

Average RPI Win: **164**
 Average RPI Loss: **63**

WON-LOST
RECORD

WINNING
PCT. RANK

LAST 10
GAMES

STRENGTH OF
SCHEDULE

OPP. STRENGTH
OF SCHEDULE

TEAM
RPI

ADJ.
RPI

CONF.
RPI

ADJ CONF.
RPI

DIV. I ONLY	10- 1	22	9-1	190	49	32	32	5	5
DIV. I NON-CONF.	10- 1	19	1- 0	185	49	30	30	5	5
<hr/>									
TOTALS	RPI 1-25	RPI 26-50	W-L RECORDS	RPI 51-100	RPI 101-150	RPI 150+			
10- 1	0- 0	0- 0	OVERALL	2- 1	3- 0	5- 0			
7- 0	0- 0	0- 0	HOME	0- 0	2- 0	5- 0			
1- 1	0- 0	0- 0	AWAY	1- 1	0- 0	0- 0			
2- 0	0- 0	0- 0	NEUTRAL	1- 0	1- 0	0- 0			
10- 1	0- 0	0- 0	NON-CONFERENCE	2- 1	3- 0	5- 0			
7- 0	0- 0	0- 0	HOME	0- 0	2- 0	5- 0			
1- 1	0- 0	0- 0	AWAY	1- 1	0- 0	0- 0			
2- 0	0- 0	0- 0	NEUTRAL	1- 0	1- 0	0- 0			
0- 0	0- 0	0- 0	CONFERENCE	0- 0	0- 0	0- 0			
0- 0	0- 0	0- 0	HOME	0- 0	0- 0	0- 0			
0- 0	0- 0	0- 0	AWAY	0- 0	0- 0	0- 0			
0- 0	0- 0	0- 0	NEUTRAL	0- 0	0- 0	0- 0			

RPI 1-25				RPI 26-50				Team's RPI: 32				RPI 51-100				RPI 101+			
RPI	S	Opponent	Score	RPI	S	Opponent	Score					RPI	S	Opponent	Score	RPI	S	Opponent	Score
												59	A	LSU	68 61	103	N	Washington St.	71 63
												63	A	Nebraska	52 58	120	H	Oral Roberts	70 58
												75	N	Northwestern	66 57	122	H	Grambling	76 45
																170	H	UMKC	67 55
																196	H	George Mason	77 56
																246	H	Al abama A&M	65 54
																260	H	Iona	75 44
																292	H	Vermont	77 36
<hr/>																			
										LAST 12 Division I GAMES:									
										59	A	LSU	68 61	75	N	Northwestern	66 57		
										260	H	Iona	75 44	292	H	Vermont	77 36		
										196	H	George Mason	77 56	103	N	Washington St.	71 63		
										246	H	Al abama A&M	65 54	122	H	Grambling	76 45		
										120	H	Oral Roberts	70 58	63	A	Nebraska	52 58		
										170	H	UMKC	67 55						

Non-Div I Games:

Kansas

Loss, Non-Conf, S Site, H Home A Away N Neutral

Average RPI Win: 175

Average RPI Loss: 25

WON-LOST
RECORDWINNING
PCT. RANKLAST 10
GAMESSTRENGTH OF
SCHEDULEOPP. STRENGTH
OF SCHEDULETEAM
RPIADJ.
RPICONF.
RPIADJ CONF.
RPIDIV. I ONLY
DIV. I NON-CONF.9- 3
9- 360
627-3
1- 0149
15027
2668
6668
665
55
5

TOTALS

RPI 1-25

RPI 26-50

W-L RECORDS

RPI 51-100

RPI 101-150

RPI 150+

9- 3
7- 0
1- 0
1- 30- 2
0- 0
0- 0
0- 21- 1
1- 0
0- 0
0- 1OVERALL
HOME
AWAY
NEUTRAL1- 0
1- 0
0- 0
0- 01- 0
0- 0
0- 0
1- 06- 0
5- 0
1- 0
0- 09- 3
7- 0
1- 0
1- 30- 2
0- 0
0- 0
0- 21- 1
1- 0
0- 0
0- 1NON-CONFERENCE
HOME
AWAY
NEUTRAL1- 0
1- 0
0- 0
0- 01- 0
0- 0
0- 0
1- 06- 0
5- 0
1- 0
0- 00- 0
0- 0
0- 0
0- 00- 0
0- 0
0- 0
0- 00- 0
0- 0
0- 0
0- 0CONFERENCE
HOME
AWAY
NEUTRAL0- 0
0- 0
0- 0
0- 00- 0
0- 0
0- 0
0- 00- 0
0- 0
0- 0
0- 0

RPI 1-25

RPI	S	Opponent	Score
5	N	Syracuse	61 70
22	N	Arizona St.	51 65

RPI 26-50

RPI	S	Opponent	Score
26	H	Lamar University	73 55
49	N	DePaul	59 79

RPI 51-100

Team's RPI: 68

RPI	S	Opponent	Score
74	H	UNI	72 62

RPI 101+

RPI	S	Opponent	Score
101	N	Princeton	80 61
165	A	Little Rock	53 47
170	H	UMKC	61 50
179	H	Vanderbilt	72 61
258	H	North Texas	60 42
297	H	Omaha	61 46
304	H	Central Ark.	70 54

LAST 12 Division I GAMES:

101	N	Princeton	80	61	74	H	UNI	72	62
49	N	DePaul	59	79	304	H	Central Ark.	70	54
5	N	Syracuse	61	70	22	N	Arizona St.	51	65
170	H	UMKC	61	50	165	A	Little Rock	53	47
258	H	North Texas	60	42	26	H	Lamar University	73	55
297	H	Omaha	61	46	179	H	Vanderbilt	72	61

Non-Div I Games:

Kansas St.

■ Loss,
 ■ Non-Conf,
 S Site,
 ■ Home
 ■ Away
 N Neutral

Average RPI	Win: 268	WON-LOST RECORD	WINNING PCT. RANK	LAST 10 GAMES	STRENGTH OF SCHEDULE	OPP. STRENGTH OF SCHEDULE	TEAM RPI	ADJ. RPI	CONF. RPI	ADJ CONF. RPI
Average RPI	Loss: 145									
DIV. I ONLY	3- 9	270	3-7	114	290	251	251	28	28	
DIV. I NON-CONF.	3- 9	269	1- 0	112	291	248	248	28	28	

TOTALS	RPI 1-25	RPI 26-50	W-L RECORDS	RPI 51-100	RPI 101-150	RPI 150+				
3- 9	0- 1	0- 0	OVERALL	0- 3	0- 1	3- 4				
2- 0	0- 0	0- 0	HOME	0- 0	0- 0	2- 0				
0- 5	0- 0	0- 0	AWAY	0- 3	0- 0	0- 2				
1- 4	0- 1	0- 0	NEUTRAL	0- 0	0- 1	1- 2				
3- 9	0- 1	0- 0	NON-CONFERENCE	0- 3	0- 1	3- 4				
2- 0	0- 0	0- 0	HOME	0- 0	0- 0	2- 0				
0- 5	0- 0	0- 0	AWAY	0- 3	0- 0	0- 2				
1- 4	0- 1	0- 0	NEUTRAL	0- 0	0- 1	1- 2				
0- 0	0- 0	0- 0	CONFERENCE	0- 0	0- 0	0- 0				
0- 0	0- 0	0- 0	HOME	0- 0	0- 0	0- 0				
0- 0	0- 0	0- 0	AWAY	0- 0	0- 0	0- 0				
0- 0	0- 0	0- 0	NEUTRAL	0- 0	0- 0	0- 0				

RPI 1-25				RPI 26-50				RPI 51-100				RPI 101+ Team's RPI: 251			
RPI	S	Opponent	Score	RPI	S	Opponent	Score	RPI	S	Opponent	Score	RPI	S	Opponent	Score
21	N	Michigan St.	51 75					72	A	Georgia Tech	35 60	129	N	Idaho St.	49 60
								91	A	Seton Hall	80 102	172	A	Georgia St.	73 79
								93	A	Mercer	48 64	192	A	East Carolina	56 68
												225	N	Bethune-Cookman	61 64
												227	H	Ga. Southern	78 59
												236	H	Furman	74 63
												308	N	UMBC	53 57
												342	N	N.C. Central	78 54

LAST 12 Division I GAMES:															
21	N	Michigan St.	51 75	342	N	N.C. Central	78 54	225	N	Bethune-Cookman	61 64				
129	N	Idaho St.	49 60	72	A	Georgia Tech	35 60	172	A	Georgia St.	73 79				
192	A	East Carolina	56 68	93	A	Mercer	48 64	236	H	Furman	74 63				
236	H	Furman	74 63					308	N	UMBC	53 57				
308	N	UMBC	53 57					342	N	N.C. Central	78 54				
91	A	Seton Hall	80 102												

Non-Div I Games: Middle Ga. St. 80 70

Kennesaw St.

Average RPI	Win:	258	WON-LOST	WINNING	LAST 10	STRENGTH OF	OPP. STRENGTH	TEAM	ADJ.	CONF.	ADJ CONF.
Average RPI	Loss:	66	RECORD	PCT. RANK	GAMES	SCHEDULE	OF SCHEDULE	RPI	RPI	RPI	RPI
DIV. I ONLY		6- 4		123	7-3	262	84	152	152	9	9
DIV. I NON-CONF.		6- 4		126	0- 0	260	82	153	153	9	9

TOTALS	RPI 1-25		RPI 26-50		W-L RECORDS	RPI 51-100		RPI 101-150		RPI 150+	
6- 4	0- 1		0- 1		OVERALL	0- 1		1- 1		5- 0	
3- 1	0- 0		0- 0		HOME	0- 0		1- 1		2- 0	
3- 3	0- 1		0- 1		AWAY	0- 1		0- 0		3- 0	
0- 0	0- 0		0- 0		NEUTRAL	0- 0		0- 0		0- 0	
6- 4	0- 1		0- 1		NON-CONFERENCE	0- 1		1- 1		5- 0	
3- 1	0- 0		0- 0		HOME	0- 0		1- 1		2- 0	
3- 3	0- 1		0- 1		AWAY	0- 1		0- 0		3- 0	
0- 0	0- 0		0- 0		NEUTRAL	0- 0		0- 0		0- 0	
0- 0	0- 0		0- 0		CONFERENCE	0- 0		0- 0		0- 0	
0- 0	0- 0		0- 0		HOME	0- 0		0- 0		0- 0	
0- 0	0- 0		0- 0		AWAY	0- 0		0- 0		0- 0	
0- 0	0- 0		0- 0		NEUTRAL	0- 0		0- 0		0- 0	

RPI 1-25				RPI 26-50				RPI 51-100				RPI 101+ Team's RPI: 152			
RPI	S	Opponent	Score	RPI	S	Opponent	Score	RPI	S	Opponent	Score	RPI	S	Opponent	Score
8	A	NC State	61 78	44	A	North Carolina	60 73	85	A	Wright St.	55 61	124	H	Youngstown St.	62 34
												126	H	Duquesne	72 77
												240	H	Oakland	75 65
												248	A	St. Bonaventure	76 64
												299	H	Northern Ky.	62 61
												303	A	Robert Morris	54 46
												334	A	NJIT	57 40

LAST 12 Division I GAMES:															
240	H	Oakland	75 65	334	A	NJIT	57 40	248	A	St. Bonaventure	76 64				
299	H	Northern Ky.	62 61	303	A	Robert Morris	54 46	85	A	Wright St.	55 61				
8	A	NC State	61 78	85	A	Wright St.	55 61	126	H	Duquesne	72 77				
44	A	North Carolina	60 73	124	H	Youngstown St.	62 34								

Non-Div I Games: Clarion 92 38

Kent St.

Average RPI Win: 157

Average RPI Loss: 7

WON-LOST
RECORDWINNING
PCT. RANKLAST 10
GAMESSTRENGTH OF
SCHEDULEOPP. STRENGTH
OF SCHEDULETEAM
RPIADJ.
RPICONF.
RPIADJ CONF.
RPIDIV. I ONLY
DIV. I NON-CONF.13- 1
13- 18
109-1
1- 0173
17310
1323
2123
216
66
6

TOTALS

RPI 1-25

RPI 26-50

W-L RECORDS

RPI 51-100

RPI 101-150

RPI 150+

13- 1

0- 1

2- 0

OVERALL

1- 0

4- 0

6- 0

10- 0

0- 0

0- 0

HOME

1- 0

3- 0

6- 0

0- 1

0- 1

0- 0

AWAY

0- 0

0- 0

0- 0

3- 0

0- 0

2- 0

NEUTRAL

0- 0

1- 0

0- 0

13- 1

0- 1

2- 0

NON-CONFERENCE

1- 0

4- 0

6- 0

10- 0

0- 0

0- 0

HOME

1- 0

3- 0

6- 0

0- 1

0- 1

0- 0

AWAY

0- 0

0- 0

0- 0

3- 0

0- 0

2- 0

NEUTRAL

0- 0

1- 0

0- 0

0- 0

0- 0

0- 0

CONFERENCE

0- 0

0- 0

0- 0

0- 0

0- 0

0- 0

HOME

0- 0

0- 0

0- 0

0- 0

0- 0

0- 0

AWAY

0- 0

0- 0

0- 0

0- 0

0- 0

0- 0

NEUTRAL

0- 0

0- 0

0- 0

RPI 1-25 Team's RPI: 23

RPI 26-50

RPI 51-100

RPI 101+

RPI	S	Opponent	Score
7	A	Louisville	75 80

RPI	S	Opponent	Score
37	N	UCLA	75 74
44	N	North Carolina	85 75

RPI	S	Opponent	Score
62	H	Middle Tenn.	72 55

RPI	S	Opponent	Score
116	H	Southern U.	91 41
133	H	Virginia	63 51
147	H	Rhode Island	75 52
148	N	South Fla.	85 63
180	H	High Point	71 49
193	H	Alabama St.	87 35
208	H	Morehead St.	87 57
223	H	Sacred Heart	71 43
253	H	Murray St.	88 49
302	H	Western Caro.	99 39

LAST 12 Division I GAMES:

223	H	Sacred Heart	71 43	302	H	Western Caro.	99 39
253	H	Murray St.	88 49	62	H	Middle Tenn.	72 55
37	N	UCLA	75 74	7	A	Louisville	75 80
148	N	South Fla.	85 63	147	H	Rhode Island	75 52
180	H	High Point	71 49	208	H	Morehead St.	87 57
133	H	Virginia	63 51	44	N	North Carolina	85 75

Non-Div I Games:

Kentucky

Average RPI Win: 339

Average RPI Loss: 251

WON-LOST
RECORDWINNING
PCT. RANKLAST 10
GAMESSTRENGTH OF
SCHEDULEOPP. STRENGTH
OF SCHEDULETEAM
RPIADJ.
RPICONF.
RPIADJ CONF.
RPIDIV. I ONLY
DIV. I NON-CONF.1- 10
1- 10328
3301-9
1- 0324
323347
346349
349349
34931
3131
31

TOTALS

RPI 1-25

RPI 26-50

W-L RECORDS

RPI 51-100

RPI 101-150

RPI 150+

1- 10

0- 0

0- 0

OVERALL

0- 1

0- 2

1- 7

1- 3

0- 0

0- 0

HOME

0- 0

0- 0

1- 3

0- 6

0- 0

0- 0

AWAY

0- 1

0- 1

0- 4

0- 1

0- 0

0- 0

NEUTRAL

0- 0

0- 1

0- 0

1- 10

0- 0

0- 0

NON-CONFERENCE

0- 1

0- 2

1- 7

1- 3

0- 0

0- 0

HOME

0- 0

0- 0

1- 3

0- 6

0- 0

0- 0

AWAY

0- 1

0- 1

0- 4

0- 1

0- 0

0- 0

NEUTRAL

0- 0

0- 1

0- 0

0- 0

0- 0

0- 0

CONFERENCE

0- 0

0- 0

0- 0

0- 0

0- 0

0- 0

HOME

0- 0

0- 0

0- 0

0- 0

0- 0

0- 0

AWAY

0- 0

0- 0

0- 0

0- 0

0- 0

0- 0

NEUTRAL

0- 0

0- 0

0- 0

RPI 1-25

RPI 26-50

RPI 51-100

RPI 101+

Team's RPI: 349

RPI S Opponent Score

RPI S Opponent Score

RPI S Opponent Score

RPI S Opponent Score

67 A Michigan 38 83

136 N UC Irvine 71 84

139 A Lehigh 38 72

277 A Fairfield 43 71

280 A Saint Peter's 59 86

284 H UMass Lowell 64 69

319 H Army West Point 42 57

334 H NJIT 51 72

336 A Manhattan 46 61

339 H Lafayette 55 50

341 A Grand Canyon 62 65

LAST 12 Division I GAMES:

339 H Lafayette 55 50

334 H NJIT 51 72

139 A Lehigh 38 72

67 A Michigan 38 83

277 A Fairfield 43 71

284 H UMass Lowell 64 69

319 H Army West Point 42 57

341 A Grand Canyon 62 65

336 A Manhattan 46 61

136 N UC Irvine 71 84

280 A Saint Peter's 59 86

L
I
U
B
r
o
o
k
l
y
nL
I
U
B
r
o
o
k
l
y
n

Non-Div I Games:

LIU Brooklyn

Loss, Non-Conf, S Site, H Home A Away N Neutral

Average RPI	Win:	173	WON-LOST	WINNING	LAST 10	STRENGTH OF	OPP. STRENGTH	TEAM	ADJ.	CONF.	ADJ CONF.
Average RPI	Loss:	40	RECORD	PCT. RANK	GAMES	SCHEDULE	OF SCHEDULE	RPI	RPI	RPI	RPI
DIV. I ONLY		9- 3		60	7-3	99	107	59	59	6	6
DIV. I NON-CONF.		9- 3		62	1- 0	96	107	57	57	6	6

TOTALS	RPI 1-25		RPI 26-50		W-L RECORDS	RPI 51-100		RPI 101-150		RPI 150+	
9- 3	1- 1		0- 1		OVERALL	1- 1		1- 0		6- 0	
7- 2	0- 0		0- 1		HOME	1- 1		1- 0		5- 0	
2- 1	1- 1		0- 0		AWAY	0- 0		0- 0		1- 0	
0- 0	0- 0		0- 0		NEUTRAL	0- 0		0- 0		0- 0	
9- 3	1- 1		0- 1		NON-CONFERENCE	1- 1		1- 0		6- 0	
7- 2	0- 0		0- 1		HOME	1- 1		1- 0		5- 0	
2- 1	1- 1		0- 0		AWAY	0- 0		0- 0		1- 0	
0- 0	0- 0		0- 0		NEUTRAL	0- 0		0- 0		0- 0	
0- 0	0- 0		0- 0		CONFERENCE	0- 0		0- 0		0- 0	
0- 0	0- 0		0- 0		HOME	0- 0		0- 0		0- 0	
0- 0	0- 0		0- 0		AWAY	0- 0		0- 0		0- 0	
0- 0	0- 0		0- 0		NEUTRAL	0- 0		0- 0		0- 0	

RPI 1-25				RPI 26-50				RPI 51-100				RPI 101+			
RPI	S	Opponent	Score	RPI	S	Opponent	Score	RPI	S	Opponent	Score	RPI	S	Opponent	Score
20	A	Florida St.	58 45	32	H	Kansas	61 68	51	H	Northern Colo.	62 57	148	H	South Fla.	78 49
24	A	Rutgers	43 57					65	H	Tulane	54 56	162	H	Sam Houston St.	66 52
												165	H	Little Rock	60 45
												168	H	Nicholls St.	76 44
												210	H	Southeastern La.	72 52
												310	A	Louisiana	76 54
												323	H	McNeese	86 36

LAST 12 Division I GAMES:															
148	H	South Fla.	78 49	168	H	Nicholls St.	76 44	24	A	Rutgers	43 57	323	H	McNeese	86 36
210	H	Southeastern La.	72 52	32	H	Kansas	61 68	165	H	Little Rock	60 45	20	A	Florida St.	58 45
310	A	Louisiana	76 54	65	H	Tulane	54 56								
51	H	Northern Colo.	62 57												
162	H	Sam Houston St.	66 52												

Non-Div I Games:

LSU

Average RPI Win:	259	WON-LOST	WINNING	LAST 10	STRENGTH OF	OPP. STRENGTH	TEAM	ADJ.	CONF.	ADJ CONF.
Average RPI Loss:	140	RECORD	PCT. RANK	GAMES	SCHEDULE	OF SCHEDULE	RPI	RPI	RPI	RPI
DIV. I ONLY	3- 11	291	3-7	163	230	269	269	16	16	
DIV. I NON-CONF.	3- 11	289	0- 1	163	224	270	270	18	18	

TOTALS	RPI 1-25	RPI 26-50	W-L RECORDS	RPI 51-100	RPI 101-150	RPI 150+				
3- 11	0- 0	0- 1	OVERALL	0- 4	0- 1	3- 5				
1- 3	0- 0	0- 0	HOME	0- 1	0- 0	1- 2				
0- 8	0- 0	0- 1	AWAY	0- 3	0- 1	0- 3				
2- 0	0- 0	0- 0	NEUTRAL	0- 0	0- 0	2- 0				
3- 11	0- 0	0- 1	NON-CONFERENCE	0- 4	0- 1	3- 5				
1- 3	0- 0	0- 0	HOME	0- 1	0- 0	1- 2				
0- 8	0- 0	0- 1	AWAY	0- 3	0- 1	0- 3				
2- 0	0- 0	0- 0	NEUTRAL	0- 0	0- 0	2- 0				
0- 0	0- 0	0- 0	CONFERENCE	0- 0	0- 0	0- 0				
0- 0	0- 0	0- 0	HOME	0- 0	0- 0	0- 0				
0- 0	0- 0	0- 0	AWAY	0- 0	0- 0	0- 0				
0- 0	0- 0	0- 0	NEUTRAL	0- 0	0- 0	0- 0				

RPI 1-25				RPI 26-50				RPI 51-100				RPI 101+ Team's RPI: 269			
RPI	S	Opponent	Score	RPI	S	Opponent	Score	RPI	S	Opponent	Score	RPI	S	Opponent	Score
				31	A	Villanova	68 81	70	A	Oregon St.	46 100	134	A	Providence	47 77
								78	H	St. John's (NY)	57 83	158	A	Towson	68 92
								86	A	Harvard	43 88	167	H	Drexel	43 58
								88	A	Penn	34 65	198	N	Pepperdine	62 55
												204	H	Howard	54 57
												218	A	Temple	47 75
												279	H	Norfolk St.	62 52
												299	N	Northern Ky.	74 56
												303	A	Robert Morris	39 67
LAST 12 Division I GAMES:															
218	A	Temple	47 75	299	N	Northern Ky.	74 56	78	H	St. John's (NY)	57 83				
134	A	Providence	47 77					279	H	Norfolk St.	62 52				
198	N	Pepperdine	62 55					88	A	Penn	34 65				
31	A	Villanova	68 81					70	A	Oregon St.	46 100				
158	A	Towson	68 92					167	H	Drexel	43 58				
86	A	Harvard	43 88												

Non-Div I Games:

La Salle

Average RPI Win:	279	WON-LOST	WINNING	LAST 10	STRENGTH OF	OPP. STRENGTH	TEAM	ADJ.	CONF.	ADJ CONF.
Average RPI Loss:	212	RECORD	PCT. RANK	GAMES	SCHEDULE	OF SCHEDULE	RPI	RPI	RPI	RPI
DIV. I ONLY	4- 5	191	6-4	350	148	318	318	15	15	
DIV. I NON-CONF.	4- 5	189	0- 0	350	147	318	318	15	15	

TOTALS	RPI 1-25	RPI 26-50	W-L RECORDS	RPI 51-100	RPI 101-150	RPI 150+				
4- 5	0- 0	0- 0	OVERALL	0- 0	0- 0	4- 5				
2- 1	0- 0	0- 0	HOME	0- 0	0- 0	2- 1				
2- 4	0- 0	0- 0	AWAY	0- 0	0- 0	2- 4				
0- 0	0- 0	0- 0	NEUTRAL	0- 0	0- 0	0- 0				
4- 5	0- 0	0- 0	NON-CONFERENCE	0- 0	0- 0	4- 5				
2- 1	0- 0	0- 0	HOME	0- 0	0- 0	2- 1				
2- 4	0- 0	0- 0	AWAY	0- 0	0- 0	2- 4				
0- 0	0- 0	0- 0	NEUTRAL	0- 0	0- 0	0- 0				
0- 0	0- 0	0- 0	CONFERENCE	0- 0	0- 0	0- 0				
0- 0	0- 0	0- 0	HOME	0- 0	0- 0	0- 0				
0- 0	0- 0	0- 0	AWAY	0- 0	0- 0	0- 0				
0- 0	0- 0	0- 0	NEUTRAL	0- 0	0- 0	0- 0				

RPI 1-25				RPI 26-50				RPI 51-100				RPI 101+ Team's RPI: 318			
RPI	S	Opponent	Score	RPI	S	Opponent	Score	RPI	S	Opponent	Score	RPI	S	Opponent	Score
												159	A	Texas Tech	42 86
												168	H	Nicholls St.	54 55
												197	A	New Orleans	57 44
												210	A	Southeastern La.	42 49
												250	A	SMU	38 49
												275	A	Houston Baptist	60 68
												276	H	Mississippi Val.	72 65
												321	A	Northwestern St.	63 55
												323	H	McNeese	69 60
LAST 12 Division I GAMES:															
275	A	Houston Baptist	60 68	276	H	Mississippi Val.	72 65	321	A	Northwestern St.	63 55	197	A	New Orleans	57 44
210	A	Southeastern La.	42 49	323	H	McNeese	69 60	159	A	Texas Tech	42 86	250	A	SMU	38 49
168	H	Nicholls St.	54 55												

Non-Div I Games: LSU-Alexandria 93 62 Ark.-Monticello 70 39

La. -Monroe

Average RPI Win:	296	WON-LOST	WINNING	LAST 10	STRENGTH OF	OPP. STRENGTH	TEAM	ADJ.	CONF.	ADJ CONF.
Average RPI Loss:	283	RECORD	PCT. RANK	GAMES	SCHEDULE	OF SCHEDULE	RPI	RPI	RPI	RPI
DIV. I ONLY	5- 6	181	4-6	351	312	339	339	26	26	
DIV. I NON-CONF.	5- 6	176	0- 1	351	310	339	339	26	26	

TOTALS	RPI 1-25	RPI 26-50	W-L RECORDS	RPI 51-100	RPI 101-150	RPI 150+				
5- 6	0- 0	0- 0	OVERALL	0- 0	0- 0	5- 6				
3- 2	0- 0	0- 0	HOME	0- 0	0- 0	3- 2				
2- 3	0- 0	0- 0	AWAY	0- 0	0- 0	2- 3				
0- 1	0- 0	0- 0	NEUTRAL	0- 0	0- 0	0- 1				
5- 6	0- 0	0- 0	NON-CONFERENCE	0- 0	0- 0	5- 6				
3- 2	0- 0	0- 0	HOME	0- 0	0- 0	3- 2				
2- 3	0- 0	0- 0	AWAY	0- 0	0- 0	2- 3				
0- 1	0- 0	0- 0	NEUTRAL	0- 0	0- 0	0- 1				
0- 0	0- 0	0- 0	CONFERENCE	0- 0	0- 0	0- 0				
0- 0	0- 0	0- 0	HOME	0- 0	0- 0	0- 0				
0- 0	0- 0	0- 0	AWAY	0- 0	0- 0	0- 0				
0- 0	0- 0	0- 0	NEUTRAL	0- 0	0- 0	0- 0				

RPI 1-25				RPI 26-50				RPI 51-100				RPI 101+				Team's RPI: 339
RPI	S	Opponent	Score	RPI	S	Opponent	Score	RPI	S	Opponent	Score	RPI	S	Opponent	Score	
												205	H	Cornell	59	62
												214	N	Delaware	47	65
												239	H	Monmouth	73	69
												263	H	Binghamton	59	50
												280	H	Saint Peter's	60	62
												300	H	Albany (NY)	67	66
												314	A	Fla. Atlantic	49	53
												333	A	Wagner	66	43
												336	A	Manhattan	49	60
												347	A	Fairleigh Dickinson	63	57
												349	A	LIU Brooklyn	50	55
LAST 12 Division I GAMES:																
				214	N	Delaware	47	65	314	A	Fla. Atlantic	49	53			
				349	A	LIU Brooklyn	50	55	280	H	Saint Peter's	60	62			
				205	H	Cornell	59	62	333	A	Wagner	66	43			
				239	H	Monmouth	73	69	263	H	Binghamton	59	50			
				336	A	Manhattan	49	60	347	A	Fairleigh Dickinson	63	57			
				300	H	Albany (NY)	67	66								

Non-Div I Games:

Lafayette

Average RPI Win:	139	WON-LOST	WINNING	LAST 10	STRENGTH OF	OPP. STRENGTH	TEAM	ADJ.	CONF.	ADJ CONF.
Average RPI Loss:	84	RECORD	PCT. RANK	GAMES	SCHEDULE	OF SCHEDULE	RPI	RPI	RPI	RPI
DIV. I ONLY	3- 4	197	6-4	5	286	26	26	22	22	
DIV. I NON-CONF.	3- 4	199	0- 0	5	287	23	23	22	22	

TOTALS	RPI 1-25	RPI 26-50	W-L RECORDS	RPI 51-100	RPI 101-150	RPI 150+				
3- 4	0- 1	1- 0	OVERALL	1- 2	0- 0	1- 1				
1- 0	0- 0	0- 0	HOME	1- 0	0- 0	0- 0				
2- 3	0- 1	1- 0	AWAY	0- 1	0- 0	1- 1				
0- 1	0- 0	0- 0	NEUTRAL	0- 1	0- 0	0- 0				
3- 4	0- 1	1- 0	NON-CONFERENCE	1- 2	0- 0	1- 1				
1- 0	0- 0	0- 0	HOME	1- 0	0- 0	0- 0				
2- 3	0- 1	1- 0	AWAY	0- 1	0- 0	1- 1				
0- 1	0- 0	0- 0	NEUTRAL	0- 1	0- 0	0- 0				
0- 0	0- 0	0- 0	CONFERENCE	0- 0	0- 0	0- 0				
0- 0	0- 0	0- 0	HOME	0- 0	0- 0	0- 0				
0- 0	0- 0	0- 0	AWAY	0- 0	0- 0	0- 0				
0- 0	0- 0	0- 0	NEUTRAL	0- 0	0- 0	0- 0				

RPI 1-25				RPI 26-50				RPI 51-100				RPI 101+			
RPI	S	Opponent	Score	RPI	S	Opponent	Score	RPI	S	Opponent	Score	RPI	S	Opponent	Score
18	A	Missi ssi ppi St.	53 104	41	A	Texas A&M	74 68	61	N	Ohio	62 87	189	A	Denver	110 117
								66	H	Paci fi c	82 66	310	A	Loui si ana	79 77
								68	A	Kansas St.	55 73				
LAST 12 Division I GAMES:															
				68	A	Kansas St.	55 73	66	H	Paci fi c	82 66				
				41	A	Texas A&M	74 68								
				61	N	Ohio	62 87								
				189	A	Denver	110 117								
				18	A	Missi ssi ppi St.	53 104								
				310	A	Loui si ana	79 77								

Non-Div I Games: LeTourneau 104 27 Louisiana Col. 94 43 McMurry 100 37 Howard Payne 93 37 Lamar University

Average RPI Win: 260
 Average RPI Loss: 37
 WON-LOST RECORD
 WINNING PCT. RANK
 LAST 10 GAMES
 STRENGTH OF SCHEDULE
 OPP. STRENGTH OF SCHEDULE
 TEAM RPI
 ADJ. RPI
 CONF. RPI
 ADJ CONF. RPI

DIV. I ONLY	7- 3	83	7-3	218	119	139	139	26	26
DIV. I NON-CONF.	7- 3	82	0- 1	210	117	138	138	26	26
TOTALS	RPI 1-25	RPI 26-50	W-L RECORDS	RPI 51-100	RPI 101-150	RPI 150+			
7- 3	0- 1	0- 1	OVERALL	0- 1	0- 0	7- 0			
5- 2	0- 0	0- 1	HOME	0- 1	0- 0	5- 0			
2- 1	0- 1	0- 0	AWAY	0- 0	0- 0	2- 0			
0- 0	0- 0	0- 0	NEUTRAL	0- 0	0- 0	0- 0			
7- 3	0- 1	0- 1	NON-CONFERENCE	0- 1	0- 0	7- 0			
5- 2	0- 0	0- 1	HOME	0- 1	0- 0	5- 0			
2- 1	0- 1	0- 0	AWAY	0- 0	0- 0	2- 0			
0- 0	0- 0	0- 0	NEUTRAL	0- 0	0- 0	0- 0			
0- 0	0- 0	0- 0	CONFERENCE	0- 0	0- 0	0- 0			
0- 0	0- 0	0- 0	HOME	0- 0	0- 0	0- 0			
0- 0	0- 0	0- 0	AWAY	0- 0	0- 0	0- 0			
0- 0	0- 0	0- 0	NEUTRAL	0- 0	0- 0	0- 0			

RPI	S	Opponent	Score	RPI	S	Opponent	Score	RPI	S	Opponent	Score	RPI	S	Opponent	Score	Team's RPI: 139
1	A	Notre Dame	68 95	31	H	Villanova	48 70	79	H	Charlotte	60 62	205	H	Cornell	67 54	
												223	H	Sacred Heart	70 66	
												239	H	Monmouth	63 48	
												262	A	Central Conn. St.	88 62	
												263	A	Binghamton	65 55	
												279	H	Norfolk St.	62 41	
												349	H	LIU Brooklyn	72 38	
LAST 12 Division I GAMES:																
263	A	Binghamton	65 55	79	H	Charlotte	60 62	1	A	Notre Dame	68 95	223	H	Sacred Heart	70 66	
31	H	Villanova	48 70	349	H	LIU Brooklyn	72 38	205	H	Cornell	67 54	279	H	Norfolk St.	62 41	
239	H	Monmouth	63 48													
262	A	Central Conn. St.	88 62													

Non-Div I Games: Kutztown 73 39

Lehigh

Average RPI Win:	210	WON-LOST	WINNING	LAST 10	STRENGTH OF	OPP. STRENGTH	TEAM	ADJ.	CONF.	ADJ CONF.
Average RPI Loss:	148	RECORD	PCT. RANK	GAMES	SCHEDULE	OF SCHEDULE	RPI	RPI	RPI	RPI
DIV. I ONLY	3- 9	270	3-7	225	144	270	270	28	28	
DIV. I NON-CONF.	3- 9	269	0- 1	220	143	271	271	28	28	

TOTALS	RPI 1-25	RPI 26-50	W-L RECORDS	RPI 51-100	RPI 101-150	RPI 150+				
3- 9	0- 1	0- 1	OVERALL	0- 1	1- 2	2- 4				
1- 2	0- 0	0- 1	HOME	0- 0	0- 1	1- 0				
1- 4	0- 0	0- 0	AWAY	0- 0	0- 1	1- 3				
1- 3	0- 1	0- 0	NEUTRAL	0- 1	1- 0	0- 1				
3- 9	0- 1	0- 1	NON-CONFERENCE	0- 1	1- 2	2- 4				
1- 2	0- 0	0- 1	HOME	0- 0	0- 1	1- 0				
1- 4	0- 0	0- 0	AWAY	0- 0	0- 1	1- 3				
1- 3	0- 1	0- 0	NEUTRAL	0- 1	1- 0	0- 1				
0- 0	0- 0	0- 0	CONFERENCE	0- 0	0- 0	0- 0				
0- 0	0- 0	0- 0	HOME	0- 0	0- 0	0- 0				
0- 0	0- 0	0- 0	AWAY	0- 0	0- 0	0- 0				
0- 0	0- 0	0- 0	NEUTRAL	0- 0	0- 0	0- 0				

RPI 1-25				RPI 26-50				RPI 51-100				RPI 101+ Team's RPI: 270			
RPI	S	Opponent	Score	RPI	S	Opponent	Score	RPI	S	Opponent	Score	RPI	S	Opponent	Score
19	N	UCF	45 53	40	H	Virginia Tech	61 72	79	N	Charlotte	61 63	105	H	James Madison	53 74
												121	A	Chattanooga	60 75
												126	N	Duquesne	55 51
												192	A	East Carolina	63 66
												225	A	Bethune-Cookman	76 81
												233	H	Saint Francis (PA)	82 53
												272	A	ETSU	89 86
												273	A	UNC Greensboro	45 48
												279	N	Norfolk St.	53 66
LAST 12 Division I GAMES:															
279	N	Norfolk St.	53 66	19	N	UCF	45 53	273	A	UNC Greensboro	45 48	192	A	East Carolina	63 66
126	N	Duquesne	55 51	273	A	UNC Greensboro	45 48	192	A	East Carolina	63 66	272	A	ETSU	89 86
121	A	Chattanooga	60 75	192	A	East Carolina	63 66	105	H	James Madison	53 74	279	N	Charlotte	61 63
233	H	Saint Francis (PA)	82 53	105	H	James Madison	53 74								
40	H	Virginia Tech	61 72												
225	A	Bethune-Cookman	76 81												

Non-Div I Games:

Liberty

Average RPI Win:	268	WON-LOST	WINNING	LAST 10	STRENGTH OF	OPP. STRENGTH	TEAM	ADJ.	CONF.	ADJ CONF.
Average RPI Loss:	177	RECORD	PCT. RANK	GAMES	SCHEDULE	OF SCHEDULE	RPI	RPI	RPI	RPI
DIV. I ONLY	2- 11	316	0-10	244	262	320	320	28	28	
DIV. I NON-CONF.	2- 11	317	0- 1	241	257	320	320	28	28	

TOTALS	RPI 1-25	RPI 26-50	W-L RECORDS	RPI 51-100	RPI 101-150	RPI 150+				
2- 11	0- 0	0- 1	OVERALL	0- 2	0- 3	2- 5				
1- 4	0- 0	0- 0	HOME	0- 1	0- 1	1- 2				
1- 7	0- 0	0- 1	AWAY	0- 1	0- 2	1- 3				
0- 0	0- 0	0- 0	NEUTRAL	0- 0	0- 0	0- 0				
2- 11	0- 0	0- 1	NON-CONFERENCE	0- 2	0- 3	2- 5				
1- 4	0- 0	0- 0	HOME	0- 1	0- 1	1- 2				
1- 7	0- 0	0- 1	AWAY	0- 1	0- 2	1- 3				
0- 0	0- 0	0- 0	NEUTRAL	0- 0	0- 0	0- 0				
0- 0	0- 0	0- 0	CONFERENCE	0- 0	0- 0	0- 0				
0- 0	0- 0	0- 0	HOME	0- 0	0- 0	0- 0				
0- 0	0- 0	0- 0	AWAY	0- 0	0- 0	0- 0				
0- 0	0- 0	0- 0	NEUTRAL	0- 0	0- 0	0- 0				

RPI 1-25				RPI 26-50				RPI 51-100				RPI 101+				Team's RPI: 320	
RPI	S	Opponent	Score	RPI	S	Opponent	Score	RPI	S	Opponent	Score	RPI	S	Opponent	Score		
				46	A	Belmont	43 83										
								94	A	Clemson	26 68	108	H	Tennessee Tech	52 67		
								98	H	UT Martin	53 62	143	A	Cincinnati	55 71		
												150	A	Georgia	45 77		
												166	H	Jacksonville St.	46 58		
												208	A	Morehead St.	44 79		
												246	A	Alabama A&M	62 58		
												253	A	Murray St.	61 97		
												290	H	Tennessee St.	64 62		
												338	H	Col. of Charleston	63 65		
												345	A	Austin Peay	58 70		
LAST 12 Division I GAMES:																	
				208	A	Morehead St.	44 79					150	A	Georgia	45 77		
				108	H	Tennessee Tech	52 67					338	H	Col. of Charleston	63 65		
				253	A	Murray St.	61 97					98	H	UT Martin	53 62		
				166	H	Jacksonville St.	46 58					46	A	Belmont	43 83		
				246	A	Alabama A&M	62 58					345	A	Austin Peay	58 70		
				94	A	Clemson	26 68					143	A	Cincinnati	55 71		

Non-Div I Games:

Lipscomb

Average RPI Win:	235	WON-LOST	WINNING	LAST 10	STRENGTH OF	OPP. STRENGTH	TEAM	ADJ.	CONF.	ADJ CONF.
Average RPI Loss:	86	RECORD	PCT. RANK	GAMES	SCHEDULE	OF SCHEDULE	RPI	RPI	RPI	RPI
DIV. I ONLY	4- 7	229	3-7	67	161	165	165	15	15	
DIV. I NON-CONF.	4- 7	227	0- 1	68	160	166	166	15	15	

TOTALS	RPI 1-25	RPI 26-50	W-L RECORDS	RPI 51-100	RPI 101-150	RPI 150+				
4- 7	0- 1	0- 1	OVERALL	0- 2	0- 1	4- 2				
1- 5	0- 1	0- 1	HOME	0- 1	0- 1	1- 1				
3- 2	0- 0	0- 0	AWAY	0- 1	0- 0	3- 1				
0- 0	0- 0	0- 0	NEUTRAL	0- 0	0- 0	0- 0				
4- 7	0- 1	0- 1	NON-CONFERENCE	0- 2	0- 1	4- 2				
1- 5	0- 1	0- 1	HOME	0- 1	0- 1	1- 1				
3- 2	0- 0	0- 0	AWAY	0- 1	0- 0	3- 1				
0- 0	0- 0	0- 0	NEUTRAL	0- 0	0- 0	0- 0				
0- 0	0- 0	0- 0	CONFERENCE	0- 0	0- 0	0- 0				
0- 0	0- 0	0- 0	HOME	0- 0	0- 0	0- 0				
0- 0	0- 0	0- 0	AWAY	0- 0	0- 0	0- 0				
0- 0	0- 0	0- 0	NEUTRAL	0- 0	0- 0	0- 0				

RPI 1-25				RPI 26-50				RPI 51-100				RPI 101+ Team's RPI: 165			
RPI	S	Opponent	Score	RPI	S	Opponent	Score	RPI	S	Opponent	Score	RPI	S	Opponent	Score
18	H	Mississippi St.	63 98	41	H	Texas A&M	40 61	59	A	LSU	45 60	111	H	Rice	65 79
								68	H	Kansas St.	47 53	151	A	Missouri St.	44 48
												157	H	Western Ky.	56 68
												163	A	Louisiana Tech	69 58
												181	A	Tulsa	63 53
												282	A	Memphis	63 60
												314	H	Fla. Atlantic	61 38

LAST 12 Division I GAMES:															
151	A	Missouri St.	44 48	181	A	Tulsa	63 53	68	H	Kansas St.	47 53	157	H	Western Ky.	56 68
282	A	Memphis	63 60	68	H	Kansas St.	47 53	18	H	Mississippi St.	63 98	59	A	LSU	45 60
111	H	Rice	65 79	59	A	LSU	45 60	41	H	Texas A&M	40 61				
314	H	Fla. Atlantic	61 38												
163	A	Louisiana Tech	69 58												

Non-Div I Games:

Little Rock

Average RPI Win: 194

WON-LOST

WINNING

LAST 10

STRENGTH OF

OPP. STRENGTH

TEAM

ADJ.

CONF.

ADJ CONF.

Average RPI Loss: 119

RECORD

PCT. RANK

GAMES

SCHEDULE

OF SCHEDULE

RPI

RPI

RPI

RPI

DIV. I ONLY

3- 10

278

3-7

82

165

234

234

21

21

DIV. I NON-CONF.

3- 10

277

1- 0

82

163

234

234

21

21

TOTALS

RPI 1-25

RPI 26-50

W-L RECORDS

RPI 51-100

RPI 101-150

RPI 150+

3- 10

0- 1

0- 0

OVERALL

1- 4

1- 2

1- 3

2- 6

0- 0

0- 0

HOME

1- 3

0- 0

1- 3

1- 4

0- 1

0- 0

AWAY

0- 1

1- 2

0- 0

0- 0

0- 0

0- 0

NEUTRAL

0- 0

0- 0

0- 0

3- 10

0- 1

0- 0

NON-CONFERENCE

1- 4

1- 2

1- 3

2- 6

0- 0

0- 0

HOME

1- 3

0- 0

1- 3

1- 4

0- 1

0- 0

AWAY

0- 1

1- 2

0- 0

0- 0

0- 0

0- 0

NEUTRAL

0- 0

0- 0

0- 0

0- 0

0- 0

0- 0

CONFERENCE

0- 0

0- 0

0- 0

0- 0

0- 0

0- 0

HOME

0- 0

0- 0

0- 0

0- 0

0- 0

0- 0

AWAY

0- 0

0- 0

0- 0

0- 0

0- 0

0- 0

NEUTRAL

0- 0

0- 0

0- 0

RPI 1-25

RPI 26-50

RPI 51-100

RPI 101+

Team's RPI: 234

RPI	S	Opponent	Score
3	A	Oregon	48 110

RPI	S	Opponent	Score
-----	---	----------	-------

RPI	S	Opponent	Score
54	H	Southern Cal i fornia	50 86
55	A	Utah	59 82
74	H	UNI	64 71
84	H	Ari zona	43 70
96	H	Idaho	70 63

RPI	S	Opponent	Score
115	A	Loyol a Marymount	62 71
128	A	Montana St.	62 85
146	A	Utah St.	50 48
185	H	San Di ego	56 60
226	H	Nevada	67 76
267	H	Cal i fornia Bapti st	83 85
341	H	Grand Canyon	57 50

LAST 12 Division I GAMES:

146	A	Utah St.	50 48	84	H	Ari zona	43 70
341	H	Grand Canyon	57 50	185	H	San Di ego	56 60
115	A	Loyol a Marymount	62 71	3	A	Oregon	48 110
226	H	Nevada	67 76	128	A	Montana St.	62 85
55	A	Utah	59 82	96	H	Idaho	70 63
54	H	Southern Cal i fornia	50 86	74	H	UNI	64 71

Non-Div I Games:

Long Beach St.

■ Loss,
 ■ Non-Conf,
 ■ S Site,
 ■ Home
 ■ A Away
 N Neutral

Average RPI	Win:	222	WON-LOST	WINNING	LAST 10	STRENGTH OF	OPP. STRENGTH	TEAM	ADJ.	CONF.	ADJ CONF.
Average RPI	Loss:	205	RECORD	PCT. RANK	GAMES	SCHEDULE	OF SCHEDULE	RPI	RPI	RPI	RPI
DIV. I ONLY		1- 9		324	1-9	291	291	343	343	29	29
DIV. I NON-CONF.		1- 9		326	0- 1	289	292	344	344	29	29

TOTALS	RPI 1-25		RPI 26-50		W-L RECORDS	RPI 51-100		RPI 101-150		RPI 150+	
1- 9	0- 0		0- 1		OVERALL	0- 0		0- 2		1- 6	
1- 4	0- 0		0- 0		HOME	0- 0		0- 0		1- 4	
0- 4	0- 0		0- 1		AWAY	0- 0		0- 2		0- 1	
0- 1	0- 0		0- 0		NEUTRAL	0- 0		0- 0		0- 1	
1- 9	0- 0		0- 1		NON-CONFERENCE	0- 0		0- 2		1- 6	
1- 4	0- 0		0- 0		HOME	0- 0		0- 0		1- 4	
0- 4	0- 0		0- 1		AWAY	0- 0		0- 2		0- 1	
0- 1	0- 0		0- 0		NEUTRAL	0- 0		0- 0		0- 1	
0- 0	0- 0		0- 0		CONFERENCE	0- 0		0- 0		0- 0	
0- 0	0- 0		0- 0		HOME	0- 0		0- 0		0- 0	
0- 0	0- 0		0- 0		AWAY	0- 0		0- 0		0- 0	
0- 0	0- 0		0- 0		NEUTRAL	0- 0		0- 0		0- 0	

RPI 1-25				RPI 26-50				RPI 51-100				RPI 101+ Team's RPI: 343			
RPI	S	Opponent	Score	RPI	S	Opponent	Score	RPI	S	Opponent	Score	RPI	S	Opponent	Score
				40	A	Virginia Tech	39 93					141	A	VCU	55 84
												149	A	UNCW	33 35
												192	N	East Carolina	52 61
												221	H	Eastern Mich.	45 64
												222	H	UMES	83 71
												233	H	Saint Francis (PA)	88 91
												256	H	Wofford	72 101
												279	A	Norfolk St.	42 74
												333	H	Wagner	60 86
LAST 12 Division I GAMES:															
				40	A	Virginia Tech	39 93	221	H	Eastern Mich.	45 64				
				149	A	UNCW	33 35	279	A	Norfolk St.	42 74				
				192	N	East Carolina	52 61	256	H	Wofford	72 101				
				141	A	VCU	55 84	233	H	Saint Francis (PA)	88 91				
								222	H	UMES	83 71				
								333	H	Wagner	60 86				

Non-Div I Games:

Longwood

Average RPI Win: 307 WON-LOST WINNING LAST 10
Average RPI Loss: 144 RECORD PCT. RANK GAMES STRENGTH OF OPP. STRENGTH TEAM ADJ. CONF. ADJ CONF.
SCHEDULE OF SCHEDULE RPI RPI RPI RPI

DIV. I ONLY	2- 8	292	2-8	277	127	310	310	15	15
DIV. I NON-CONF.	2- 8	290	0- 1	275	124	311	311	15	15

TOTALS	RPI 1-25	RPI 26-50	W-L RECORDS	RPI 51-100	RPI 101-150	RPI 150+			
2- 8	0- 1	0- 2	OVERALL	0- 1	0- 0	2- 4			
1- 3	0- 0	0- 1	HOME	0- 1	0- 0	1- 1			
1- 4	0- 1	0- 1	AWAY	0- 0	0- 0	1- 2			
0- 1	0- 0	0- 0	NEUTRAL	0- 0	0- 0	0- 1			
2- 8	0- 1	0- 2	NON-CONFERENCE	0- 1	0- 0	2- 4			
1- 3	0- 0	0- 1	HOME	0- 1	0- 0	1- 1			
1- 4	0- 1	0- 1	AWAY	0- 0	0- 0	1- 2			
0- 1	0- 0	0- 0	NEUTRAL	0- 0	0- 0	0- 1			
0- 0	0- 0	0- 0	CONFERENCE	0- 0	0- 0	0- 0			
0- 0	0- 0	0- 0	HOME	0- 0	0- 0	0- 0			
0- 0	0- 0	0- 0	AWAY	0- 0	0- 0	0- 0			
0- 0	0- 0	0- 0	NEUTRAL	0- 0	0- 0	0- 0			

RPI 1-25				RPI 26-50				RPI 51-100				RPI 101+ Team's RPI: 310			
RPI	S	Opponent	Score	RPI	S	Opponent	Score	RPI	S	Opponent	Score	RPI	S	Opponent	Score
18	A	Mississippi St.	36 104	26	H	Lamar University	77 79	59	H	LSU	54 76	162	H	Sam Houston St.	62 68
				30	A	Auburn	59 71					255	A	Ole Miss	57 79
												274	A	UTRGV	60 75
												291	H	Jackson St.	68 61
												323	A	McNeese	70 59
												326	N	A&M-Corpus Christi	63 64

LAST 12 Division I GAMES:															
18	A	Mississippi St.	36 104	326	N	A&M-Corpus Christi	63 64	30	A	Auburn	59 71	291	H	Jackson St.	68 61
59	H	LSU	54 76	26	H	Lamar University	77 79	274	A	UTRGV	60 75	323	A	McNeese	70 59
255	A	Ole Miss	57 79												

Non-Div I Games: Dillard 69 72

Louisiana

Average RPI Win: 207 WON-LOST WINNING LAST 10
Average RPI Loss: 150 RECORD PCT. RANK GAMES STRENGTH OF OPP. STRENGTH TEAM ADJ. CONF. ADJ CONF.
SCHEDULE OF SCHEDULE RPI RPI RPI RPI

DIV. I ONLY	7- 5	128	6-4	264	71	163	163	19	19
DIV. I NON-CONF.	7- 5	133	1- 0	263	68	164	164	19	19

TOTALS	RPI 1-25	RPI 26-50	W-L RECORDS	RPI 51-100	RPI 101-150	RPI 150+			
7- 5	0- 1	0- 0	OVERALL	1- 0	1- 0	5- 4			
3- 1	0- 0	0- 0	HOME	0- 0	1- 0	2- 1			
3- 3	0- 1	0- 0	AWAY	0- 0	0- 0	3- 2			
1- 1	0- 0	0- 0	NEUTRAL	1- 0	0- 0	0- 1			
7- 5	0- 1	0- 0	NON-CONFERENCE	1- 0	1- 0	5- 4			
3- 1	0- 0	0- 0	HOME	0- 0	1- 0	2- 1			
3- 3	0- 1	0- 0	AWAY	0- 0	0- 0	3- 2			
1- 1	0- 0	0- 0	NEUTRAL	1- 0	0- 0	0- 1			
0- 0	0- 0	0- 0	CONFERENCE	0- 0	0- 0	0- 0			
0- 0	0- 0	0- 0	HOME	0- 0	0- 0	0- 0			
0- 0	0- 0	0- 0	AWAY	0- 0	0- 0	0- 0			
0- 0	0- 0	0- 0	NEUTRAL	0- 0	0- 0	0- 0			

RPI 1-25				RPI 26-50				RPI 51-100				RPI 101+ Team's RPI: 163			
RPI	S	Opponent	Score	RPI	S	Opponent	Score	RPI	S	Opponent	Score	RPI	S	Opponent	Score
22	A	Arizona St.	44 80					99	N	Alabama	79 62	107	H	Houston	100 88
												151	N	Missouri St.	70 82
												165	H	Little Rock	58 69
												170	A	UMKC	70 80
												175	A	Arkansas St.	80 70
												210	H	Southeastern La.	72 53
												244	A	Wichita St.	56 70
												255	H	Ole Miss	80 71
												282	A	Memphis	66 50
												323	A	McNeese	89 48

LAST 12 Division I GAMES:															
323	A	McNeese	89 48	99	N	Alabama	79 62	244	A	Wichita St.	56 70				
170	A	UMKC	70 80					175	A	Arkansas St.	80 70				
151	N	Missouri St.	70 82					282	A	Memphis	66 50				
255	H	Ole Miss	80 71					107	H	Houston	100 88				
210	H	Southeastern La.	72 53					165	H	Little Rock	58 69				
22	A	Arizona St.	44 80												

Non-Div I Games: LSU-Alexandria 112 70

Average RPI	Win:	120	WON-LOST	WINNING	LAST 10	STRENGTH OF	OPP. STRENGTH	TEAM	ADJ.	CONF.	ADJ CONF.
Average RPI	Loss:	0	RECORD	PCT. RANK	GAMES	SCHEDULE	OF SCHEDULE	RPI	RPI	RPI	RPI
DIV. I ONLY		12- 0		1	10-0	55	69	7	7	1	1
DIV. I NON-CONF.		12- 0		1	1- 0	55	66	7	7	1	1

TOTALS	RPI 1-25		RPI 26-50		W-L RECORDS	RPI 51-100		RPI 101-150		RPI 150+	
12- 0	2- 0		1- 0		OVERALL	3- 0		3- 0		3- 0	
6- 0	1- 0		0- 0		HOME	2- 0		1- 0		2- 0	
4- 0	0- 0		1- 0		AWAY	1- 0		1- 0		1- 0	
2- 0	1- 0		0- 0		NEUTRAL	0- 0		1- 0		0- 0	
12- 0	2- 0		1- 0		NON-CONFERENCE	3- 0		3- 0		3- 0	
6- 0	1- 0		0- 0		HOME	2- 0		1- 0		2- 0	
4- 0	0- 0		1- 0		AWAY	1- 0		1- 0		1- 0	
2- 0	1- 0		0- 0		NEUTRAL	0- 0		1- 0		0- 0	
0- 0	0- 0		0- 0		CONFERENCE	0- 0		0- 0		0- 0	
0- 0	0- 0		0- 0		HOME	0- 0		0- 0		0- 0	
0- 0	0- 0		0- 0		AWAY	0- 0		0- 0		0- 0	
0- 0	0- 0		0- 0		NEUTRAL	0- 0		0- 0		0- 0	

RPI	S	Opponent	Score	RPI	S	Opponent	Score	RPI	S	Opponent	Score	RPI	S	Opponent	Score
22	N	Arizona St.	58 56	43	A	Central Mich.	72 68	63	H	Nebraska	85 68	112	N	Hartford	86 69
23	H	Kentucky	80 75					76	A	Boise St.	74 55	121	A	Chattanooga	75 49
								98	H	UT Martin	102 62	131	H	Miami (OH)	95 73
												157	A	Western Ky.	102 80
												290	H	Tennessee St.	107 52
												299	H	Northern Ky.	92 59

LAST 12 Division I GAMES:															
299	H	Northern Ky.	92 59	43	A	Central Mich.	72 68	112	N	Hartford	86 69				
23	H	Kentucky	80 75					22	N	Arizona St.	58 56				
98	H	UT Martin	102 62					76	A	Boise St.	74 55				
290	H	Tennessee St.	107 52					121	A	Chattanooga	75 49				
63	H	Nebraska	85 68					157	A	Western Ky.	102 80				
131	H	Miami (OH)	95 73												

Non-Div I Games:

Louisville

Average RPI Win: 319

Average RPI Loss: 114

WON-LOST
RECORDWINNING
PCT. RANKLAST 10
GAMESSTRENGTH OF
SCHEDULEOPP. STRENGTH
OF SCHEDULETEAM
RPIADJ.
RPICONF.
RPIADJ CONF.
RPIDIV. I ONLY
DIV. I NON-CONF.6- 5
6- 5142
1456-4
0- 1314
313258
253254
252254
25213
1313
13

TOTALS

RPI 1-25

RPI 26-50

W-L RECORDS

RPI 51-100

RPI 101-150

RPI 150+

6- 5
4- 2
2- 3
0- 00- 0
0- 0
0- 0
0- 00- 1
0- 1
0- 0
0- 0OVERALL
HOME
AWAY
NEUTRAL0- 1
0- 0
0- 1
0- 00- 1
0- 0
0- 1
0- 06- 2
4- 1
2- 1
0- 06- 5
4- 2
2- 3
0- 00- 0
0- 0
0- 0
0- 00- 1
0- 1
0- 0
0- 0NON-CONFERENCE
HOME
AWAY
NEUTRAL0- 1
0- 0
0- 1
0- 00- 1
0- 0
0- 1
0- 06- 2
4- 1
2- 1
0- 00- 0
0- 0
0- 0
0- 00- 0
0- 0
0- 0
0- 00- 0
0- 0
0- 0
0- 0CONFERENCE
HOME
AWAY
NEUTRAL0- 0
0- 0
0- 0
0- 00- 0
0- 0
0- 0
0- 00- 0
0- 0
0- 0
0- 0

RPI 1-25

RPI 26-50

RPI 51-100

RPI 101+

Team's RPI: 254

RPI S Opponent Score

RPI S Opponent Score

49 H DePaul 76 102

RPI S Opponent Score

73 A Purdue 41 65

RPI S Opponent Score

124 A Youngstown St. 63 74

154 A Bowling Green 74 88

170 H UMKC 74 88

259 H SIUE 56 43

322 H Detroit Mercy 52 43

324 A Western Mi ch. 64 53

330 A UIC 75 60

331 H Chicago St. 76 40

346 H Purdue Fort Wayne 81 67

LAST 12 Division I GAMES:

170 H UMKC 74 88

73 A Purdue 41 65

259 H SIUE 56 43

324 A Western Mi ch. 64 53

346 H Purdue Fort Wayne 81 67

331 H Chicago St. 76 40

49 H DePaul 76 102

154 A Bowling Green 74 88

330 A UIC 75 60

322 H Detroit Mercy 52 43

124 A Youngstown St. 63 74

L
o
y
o
l
a
C
h
i
c
a
g
oL
o
y
o
l
a
C
h
i
c
a
g
o

Non-Div I Games:

Loyol a Chi cago

Average RPI Win: 239

Average RPI Loss: 176

WON-LOST
RECORDWINNING
PCT. RANKLAST 10
GAMESSTRENGTH OF
SCHEDULEOPP. STRENGTH
OF SCHEDULETEAM
RPIADJ.
RPICONF.
RPIADJ CONF.
RPIDIV. I ONLY
DIV. I NON-CONF.1- 10
1- 10328
3301-9
0- 1126
128300
299287
289287
28926
2626
26

TOTALS

RPI 1-25

RPI 26-50

W-L RECORDS

RPI 51-100

RPI 101-150

RPI 150+

1- 10

0- 0

0- 1

OVERALL

0- 1

0- 1

1- 7

0- 3

0- 0

0- 0

HOME

0- 0

0- 0

0- 3

1- 6

0- 0

0- 1

AWAY

0- 0

0- 1

1- 4

0- 1

0- 0

0- 0

NEUTRAL

0- 1

0- 0

0- 0

1- 10

0- 0

0- 1

NON-CONFERENCE

0- 1

0- 1

1- 7

0- 3

0- 0

0- 0

HOME

0- 0

0- 0

0- 3

1- 6

0- 0

0- 1

AWAY

0- 0

0- 1

1- 4

0- 1

0- 0

0- 0

NEUTRAL

0- 1

0- 0

0- 0

0- 0

0- 0

0- 0

CONFERENCE

0- 0

0- 0

0- 0

0- 0

0- 0

0- 0

HOME

0- 0

0- 0

0- 0

0- 0

0- 0

0- 0

AWAY

0- 0

0- 0

0- 0

0- 0

0- 0

0- 0

NEUTRAL

0- 0

0- 0

0- 0

RPI 1-25

RPI 26-50

RPI 51-100

RPI 101+

Team's RPI: 287

RPI S Opponent Score

RPI S Opponent Score

RPI S Opponent Score

RPI S Opponent Score

45 A Maryl and 48 83

87 N Boston College 47 73

106 A Georgetown 30 45

158 A Towson 57 62

173 H William & Mary 49 65

196 A George Mason 38 70

209 H Mt. St. Mary's 67 77

231 A Dartmouth 41 54

239 A Monmouth 75 67

271 H St. Francis Brooklyn 70 75

285 A Saint Joseph's 46 49

LAST 12 Division I GAMES:

45 A Maryl and 48 83

271 H St. Francis Brooklyn 70 75

158 A Towson 57 62

209 H Mt. St. Mary's 67 77

87 N Boston College 47 73

173 H William & Mary 49 65

285 A Saint Joseph's 46 49

239 A Monmouth 75 67

106 A Georgetown 30 45

231 A Dartmouth 41 54

196 A George Mason 38 70

L
o
y
o
l
a
M
a
r
y
l
a
n
dL
o
y
o
l
a
M
a
r
y
l
a
n
d

Non-Div I Games:

Loyola Maryl and

Average RPI	Win:	165	WON-LOST	WINNING	LAST 10	STRENGTH OF	OPP. STRENGTH	TEAM	ADJ.	CONF.	ADJ CONF.
Average RPI	Loss:	87	RECORD	PCT. RANK	GAMES	SCHEDULE	OF SCHEDULE	RPI	RPI	RPI	RPI
DIV. I ONLY		8- 6		135	5-5	102	83	115	115	7	7
DIV. I NON-CONF.		7- 5		133	1- 0	142	83	128	128	7	7

TOTALS	RPI 1-25		RPI 26-50		W-L RECORDS	RPI 51-100		RPI 101-150		RPI 150+	
8- 6	0- 3		1- 0		OVERALL	2- 0		2- 1		3- 2	
5- 3	0- 2		1- 0		HOME	1- 0		1- 0		2- 1	
3- 1	0- 0		0- 0		AWAY	1- 0		1- 0		1- 1	
0- 2	0- 1		0- 0		NEUTRAL	0- 0		0- 1		0- 0	
7- 5	0- 2		1- 0		NON-CONFERENCE	2- 0		1- 1		3- 2	
4- 2	0- 1		1- 0		HOME	1- 0		0- 0		2- 1	
3- 1	0- 0		0- 0		AWAY	1- 0		1- 0		1- 1	
0- 2	0- 1		0- 0		NEUTRAL	0- 0		0- 1		0- 0	
1- 1	0- 1		0- 0		CONFERENCE	0- 0		1- 0		0- 0	
1- 1	0- 1		0- 0		HOME	0- 0		1- 0		0- 0	
0- 0	0- 0		0- 0		AWAY	0- 0		0- 0		0- 0	
0- 0	0- 0		0- 0		NEUTRAL	0- 0		0- 0		0- 0	

RPI 1-25				RPI 26-50				RPI 51-100				RPI 101+ Team's RPI: 115			
RPI	S	Opponent	Score	RPI	S	Opponent	Score	RPI	S	Opponent	Score	RPI	S	Opponent	Score
9	H	Gonzaga	53 78	37	H	UCLA	69 63	84	A	Arizona	66 64	122	N	Grambling	61 62
12	H	Indiana	43 67					92	H	UC Davis	60 53	135	A	CSUN	72 53
15	N	South Dakota	40 67									138	H	Portland	76 58
												176	H	Northern Ariz.	62 63
												189	A	Denver	75 104
												234	H	Long Beach St.	71 62
												295	A	UC Santa Barbara	70 57
												303	H	Robert Morris	61 53

LAST 12 Division I GAMES:															
122	N	Grambling	61 62	303	H	Robert Morris	61 53								
15	N	South Dakota	40 67	138	H	Portland	76 58								
12	H	Indiana	43 67	9	H	Gonzaga	53 78								
234	H	Long Beach St.	71 62	92	H	UC Davis	60 53								
135	A	CSUN	72 53	176	H	Northern Ariz.	62 63								
189	A	Denver	75 104	295	A	UC Santa Barbara	70 57								

Non-Div I Games:

Loyola Marymount

Average RPI Win:	165	WON-LOST	WINNING	LAST 10	STRENGTH OF	OPP. STRENGTH	TEAM	ADJ.	CONF.	ADJ CONF.
Average RPI Loss:	58	RECORD	PCT. RANK	GAMES	SCHEDULE	OF SCHEDULE	RPI	RPI	RPI	RPI
DIV. I ONLY	7- 6	152	5-5	48	89	56	56	25	25	
DIV. I NON-CONF.	7- 6	155	0- 1	50	86	54	54	25	25	

TOTALS	RPI 1-25	RPI 26-50	W-L RECORDS	RPI 51-100	RPI 101-150	RPI 150+				
7- 6	0- 1	1- 3	OVERALL	3- 0	0- 2	3- 0				
2- 1	0- 0	0- 1	HOME	1- 0	0- 0	1- 0				
3- 4	0- 1	1- 2	AWAY	1- 0	0- 1	1- 0				
2- 1	0- 0	0- 0	NEUTRAL	1- 0	0- 1	1- 0				
7- 6	0- 1	1- 3	NON-CONFERENCE	3- 0	0- 2	3- 0				
2- 1	0- 0	0- 1	HOME	1- 0	0- 0	1- 0				
3- 4	0- 1	1- 2	AWAY	1- 0	0- 1	1- 0				
2- 1	0- 0	0- 0	NEUTRAL	1- 0	0- 1	1- 0				
0- 0	0- 0	0- 0	CONFERENCE	0- 0	0- 0	0- 0				
0- 0	0- 0	0- 0	HOME	0- 0	0- 0	0- 0				
0- 0	0- 0	0- 0	AWAY	0- 0	0- 0	0- 0				
0- 0	0- 0	0- 0	NEUTRAL	0- 0	0- 0	0- 0				

RPI 1-25				RPI 26-50				RPI 51-100				RPI 101+			
RPI	S	Opponent	Score	RPI	S	Opponent	Score	RPI	S	Opponent	Score	RPI	S	Opponent	Score
8	A	NC State	46 84	28	A	Green Bay	39 70	81	H	Toledo	73 59	114	A	Fordham	64 72
				35	A	Northeastern	55 63	86	A	Harvard	67 60	121	N	Chattanooga	61 66
				39	H	Duke	63 66	88	N	Penn	47 46	265	H	Brown	102 96
				44	A	North Carolina	85 73					286	A	Bryant	74 57
												307	N	N. C. A&T	58 52

LAST 12 Division I GAMES:															
8	A	NC State	46 84	121	N	Chattanooga	61 66								
265	H	Brown	102 96	114	A	Fordham	64 72								
86	A	Harvard	67 60	35	A	Northeastern	55 63								
44	A	North Carolina	85 73	28	A	Green Bay	39 70								
88	N	Penn	47 46	39	H	Duke	63 66								
307	N	N. C. A&T	58 52	286	A	Bryant	74 57								

Non-Div I Games:

Maine

Average RPI Win:	344	WON-LOST	WINNING	LAST 10	STRENGTH OF	OPP. STRENGTH	TEAM	ADJ.	CONF.	ADJ CONF.
Average RPI Loss:	198	RECORD	PCT. RANK	GAMES	SCHEDULE	OF SCHEDULE	RPI	RPI	RPI	RPI
DIV. I ONLY	2- 9	298	1-9	246	341	336	336	27	27	
DIV. I NON-CONF.	2- 9	296	0- 1	243	339	337	337	27	27	

TOTALS	RPI 1-25	RPI 26-50	W-L RECORDS	RPI 51-100	RPI 101-150	RPI 150+				
2- 9	0- 0	0- 0	OVERALL	0- 2	0- 1	2- 6				
2- 5	0- 0	0- 0	HOME	0- 2	0- 0	2- 3				
0- 4	0- 0	0- 0	AWAY	0- 0	0- 1	0- 3				
0- 0	0- 0	0- 0	NEUTRAL	0- 0	0- 0	0- 0				
2- 9	0- 0	0- 0	NON-CONFERENCE	0- 2	0- 1	2- 6				
2- 5	0- 0	0- 0	HOME	0- 2	0- 0	2- 3				
0- 4	0- 0	0- 0	AWAY	0- 0	0- 1	0- 3				
0- 0	0- 0	0- 0	NEUTRAL	0- 0	0- 0	0- 0				
0- 0	0- 0	0- 0	CONFERENCE	0- 0	0- 0	0- 0				
0- 0	0- 0	0- 0	HOME	0- 0	0- 0	0- 0				
0- 0	0- 0	0- 0	AWAY	0- 0	0- 0	0- 0				
0- 0	0- 0	0- 0	NEUTRAL	0- 0	0- 0	0- 0				

RPI 1-25				RPI 26-50				RPI 51-100				RPI 101+				Team's RPI: 336
RPI	S	Opponent	Score	RPI	S	Opponent	Score	RPI	S	Opponent	Score	RPI	S	Opponent	Score	
								85	H	Wright St.	44 60	114	A	Fordham	61 65	
								97	H	Stony Brook	48 79	167	H	Drexel	39 53	
												202	A	Holy Cross	53 61	
												223	H	Sacred Heart	46 74	
												271	A	St. Francis Brooklyn	65 73	
												300	A	Albany (NY)	54 60	
												322	H	Detroit Mercy	56 58	
												339	H	Lafayette	60 49	
												349	H	LIU Brooklyn	61 46	
LAST 12 Division I GAMES:																
				167	H	Drexel	39 53	202	A	Holy Cross	53 61					
				339	H	Lafayette	60 49	223	H	Sacred Heart	46 74					
				114	A	Fordham	61 65	85	H	Wright St.	44 60					
				322	H	Detroit Mercy	56 58	271	A	St. Francis Brooklyn	65 73					
				97	H	Stony Brook	48 79	349	H	LIU Brooklyn	61 46					
				300	A	Albany (NY)	54 60									

Non-Div I Games:

Manhattan

Average RPI	Win:	209	WON-LOST	WINNING	LAST 10	STRENGTH OF	OPP. STRENGTH	TEAM	ADJ.	CONF.	ADJ CONF.
Average RPI	Loss:	109	RECORD	PCT. RANK	GAMES	SCHEDULE	OF SCHEDULE	RPI	RPI	RPI	RPI
DIV. I ONLY		8- 4	91	6-4	146	192	95	95	27	27	
DIV. I NON-CONF.		8- 4	91	0- 1	146	191	96	96	27	27	

TOTALS	RPI 1-25		RPI 26-50		W-L RECORDS	RPI 51-100	RPI 101-150		RPI 150+		
8- 4	0- 0		1- 1		OVERALL	0- 1	0- 1		7- 1		
3- 1	0- 0		1- 0		HOME	0- 0	0- 0		2- 1		
3- 2	0- 0		0- 1		AWAY	0- 0	0- 1		3- 0		
2- 1	0- 0		0- 0		NEUTRAL	0- 1	0- 0		2- 0		
8- 4	0- 0		1- 1		NON-CONFERENCE	0- 1	0- 1		7- 1		
3- 1	0- 0		1- 0		HOME	0- 0	0- 0		2- 1		
3- 2	0- 0		0- 1		AWAY	0- 0	0- 1		3- 0		
2- 1	0- 0		0- 0		NEUTRAL	0- 1	0- 0		2- 0		
0- 0	0- 0		0- 0		CONFERENCE	0- 0	0- 0		0- 0		
0- 0	0- 0		0- 0		HOME	0- 0	0- 0		0- 0		
0- 0	0- 0		0- 0		AWAY	0- 0	0- 0		0- 0		
0- 0	0- 0		0- 0		NEUTRAL	0- 0	0- 0		0- 0		

RPI 1-25				RPI 26-50				RPI 51-100				RPI 101+			
RPI	S	Opponent	Score	RPI	S	Opponent	Score	RPI	S	Opponent	Score	RPI	S	Opponent	Score
				35	H	Northeastern	90 84	85	N	Wright St.	60 76	101	A	Princeton	57 60
				39	A	Duke	56 64					199	H	Boston U.	68 57
												212	H	Massachusetts	55 70
												218	H	Temple	74 68
												219	A	Elon	61 57
												229	A	Navy	72 48
												237	N	Hofstra	71 57
												238	N	Stetson	76 69
												300	A	Albany (NY)	74 56

LAST 12 Division I GAMES:															
				39	A	Duke	56 64	212	H	Massachusetts	55 70				
				219	A	Elon	61 57	35	H	Northeastern	90 84				
				85	N	Wright St.	60 76	101	A	Princeton	57 60				
				237	N	Hofstra	71 57	300	A	Albany (NY)	74 56				
				238	N	Stetson	76 69	199	H	Boston U.	68 57				
				218	H	Temple	74 68	229	A	Navy	72 48				

Non-Div I Games:

Marist

Average RPI Win:	125	WON-LOST	WINNING	LAST 10	STRENGTH OF	OPP. STRENGTH	TEAM	ADJ.	CONF.	ADJ CONF.
Average RPI Loss:	19	RECORD	PCT. RANK	GAMES	SCHEDULE	OF SCHEDULE	RPI	RPI	RPI	RPI
DIV. I ONLY	11- 3	52	8-2	31	30	16	16	4	4	
DIV. I NON-CONF.	9- 3	62	1- 0	33	28	16	16	4	4	

TOTALS	RPI 1-25	RPI 26-50	W-L RECORDS	RPI 51-100	RPI 101-150	RPI 150+				
11- 3	0- 2	2- 1	OVERALL	4- 0	2- 0	3- 0				
9- 1	0- 1	2- 0	HOME	3- 0	2- 0	2- 0				
2- 2	0- 1	0- 1	AWAY	1- 0	0- 0	1- 0				
0- 0	0- 0	0- 0	NEUTRAL	0- 0	0- 0	0- 0				
9- 3	0- 2	2- 1	NON-CONFERENCE	3- 0	1- 0	3- 0				
7- 1	0- 1	2- 0	HOME	2- 0	1- 0	2- 0				
2- 2	0- 1	0- 1	AWAY	1- 0	0- 0	1- 0				
0- 0	0- 0	0- 0	NEUTRAL	0- 0	0- 0	0- 0				
2- 0	0- 0	0- 0	CONFERENCE	1- 0	1- 0	0- 0				
2- 0	0- 0	0- 0	HOME	1- 0	1- 0	0- 0				
0- 0	0- 0	0- 0	AWAY	0- 0	0- 0	0- 0				
0- 0	0- 0	0- 0	NEUTRAL	0- 0	0- 0	0- 0				

RPI	S	Opponent	Score	RPI	S	Opponent	Score	RPI	S	Opponent	Score	RPI	S	Opponent	Score
1	H	Notre Dame	63 87	28	H	Green Bay	80 54	60	H	Creighton	85 67	128	H	Montana St.	100 52
18	A	Mississippi St.	82 87	33	H	South Dakota St.	91 52	67	H	Michigan	85 74	134	H	Providence	85 46
				38	A	Miami (FL)	55 63	74	H	UNI	102 61	187	A	Milwaukee	83 74
								75	A	Northwestern	76 57	263	H	Binghamton	93 40
												330	H	UIC	96 32

LAST 12 Division I GAMES:															
1	H	Notre Dame	63 87	74	H	UNI	102 61								
263	H	Binghamton	93 40	38	A	Miami (FL)	55 63								
28	H	Green Bay	80 54	60	H	Creighton	85 67								
75	A	Northwestern	76 57	134	H	Providence	85 46								
18	A	Mississippi St.	82 87	187	A	Milwaukee	83 74								
67	H	Michigan	85 74	330	H	UIC	96 32								

Non-Div I Games:

Marquette

Average RPI Win:	288	WON-LOST	WINNING	LAST 10	STRENGTH OF	OPP. STRENGTH	TEAM	ADJ.	CONF.	ADJ CONF.
Average RPI Loss:	141	RECORD	PCT. RANK	GAMES	SCHEDULE	OF SCHEDULE	RPI	RPI	RPI	RPI

DIV. I ONLY	5- 7	202	6-4	331	178	309	309	19	19
DIV. I NON-CONF.	5- 7	205	1- 0	328	176	310	310	19	19
TOTALS	RPI 1-25	RPI 26-50	W-L RECORDS	RPI 51-100	RPI 101-150	RPI 150+			
5- 7	0- 0	0- 0	OVERALL	0- 1	0- 2	5- 4			
5- 2	0- 0	0- 0	HOME	0- 0	0- 0	5- 2			
0- 5	0- 0	0- 0	AWAY	0- 1	0- 2	0- 2			
0- 0	0- 0	0- 0	NEUTRAL	0- 0	0- 0	0- 0			
5- 7	0- 0	0- 0	NON-CONFERENCE	0- 1	0- 2	5- 4			
5- 2	0- 0	0- 0	HOME	0- 0	0- 0	5- 2			
0- 5	0- 0	0- 0	AWAY	0- 1	0- 2	0- 2			
0- 0	0- 0	0- 0	NEUTRAL	0- 0	0- 0	0- 0			
0- 0	0- 0	0- 0	CONFERENCE	0- 0	0- 0	0- 0			
0- 0	0- 0	0- 0	HOME	0- 0	0- 0	0- 0			
0- 0	0- 0	0- 0	AWAY	0- 0	0- 0	0- 0			
0- 0	0- 0	0- 0	NEUTRAL	0- 0	0- 0	0- 0			

RPI S Opponent	RPI S Opponent	RPI S Opponent	RPI S Opponent	Team's RPI: 309
RPI 1-25	RPI 26-50	RPI 51-100	RPI 101+	Score
94 A Clemson	54 68	117 A Southern Ill.	49 58	
		130 A Wisconsin	49 67	
		154 A Bowling Green	76 99	
		158 H Towson	69 76	
		160 A Appalachian St.	52 74	
		171 H Indiana St.	53 62	
		220 H Cleveland St.	86 64	
		241 H Coppin St.	88 67	
		290 H Tennessee St.	80 59	
		340 H Delaware St.	75 63	
		348 H Evansville	72 65	
LAST 12 Division I GAMES:				
220 H Cleveland St.	86 64	340 H Delaware St.	75 63	
130 A Wisconsin	49 67	158 H Towson	69 76	
241 H Coppin St.	88 67	94 A Clemson	54 68	
348 H Evansville	72 65	290 H Tennessee St.	80 59	
160 A Appalachian St.	52 74	154 A Bowling Green	76 99	
117 A Southern Ill.	49 58	171 H Indiana St.	53 62	

Non-Div I Games: Bluefield St. 82 29

Marshall

Average RPI Win: 181				WON-LOST RECORD		WINNING PCT. RANK		LAST 10 GAMES		STRENGTH OF SCHEDULE		OPP. STRENGTH OF SCHEDULE		TEAM RPI		ADJ. RPI		CONF. RPI		ADJ CONF. RPI	
Average RPI Loss: 24				12- 1		11		9-1		207		65		45		45		3		3	
DIV. I ONLY				12- 1		11		9-1		207		65		45		45		3		3	
DIV. I NON-CONF.				11- 0		1		0- 0		254		101		37		37		3		3	
TOTALS				RPI 1-25		RPI 26-50		W-L RECORDS		RPI 51-100		RPI 101-150		RPI 150+							
12- 1				0- 1		0- 0		OVERALL		3- 0		3- 0		6- 0							
6- 1				0- 1		0- 0		HOME		2- 0		1- 0		3- 0							
4- 0				0- 0		0- 0		AWAY		1- 0		1- 0		2- 0							
2- 0				0- 0		0- 0		NEUTRAL		0- 0		1- 0		1- 0							
11- 0				0- 0		0- 0		NON-CONFERENCE		3- 0		2- 0		6- 0							
6- 0				0- 0		0- 0		HOME		2- 0		1- 0		3- 0							
3- 0				0- 0		0- 0		AWAY		1- 0		0- 0		2- 0							
2- 0				0- 0		0- 0		NEUTRAL		0- 0		1- 0		1- 0							
1- 1				0- 1		0- 0		CONFERENCE		0- 0		1- 0		0- 0							
0- 1				0- 1		0- 0		HOME		0- 0		0- 0		0- 0							
1- 0				0- 0		0- 0		AWAY		0- 0		1- 0		0- 0							
0- 0				0- 0		0- 0		NEUTRAL		0- 0		0- 0		0- 0							
RPI 1-25				RPI 26-50		Team's RPI: 45		RPI 51-100		RPI 101+											
RPI	S	Opponent	Score	RPI	S	Opponent	Score	RPI	S	Opponent	Score	RPI	S	Opponent	Score						
24	H	Rutgers	65 73					64	A	South Carolina	85 61	102	A	Penn St.	77 61						
								69	H	Dayton	82 71	105	H	James Madi son	87 63						
								72	H	Georgi a Tech	67 54	150	N	Georgi a	58 51						
												214	A	Del aware	77 53						
												230	A	George Washi ngton	69 30						
												241	H	Coppi n St.	93 36						
												287	H	Loyol a Maryl and	83 48						
												308	H	UMBC	92 61						
												332	N	Morgan St.	68 44						
LAST 12 Di vi si on I GAMES:																					
105	H	James Madi son	87 63	24	H	Rutgers	65 73														
308	H	UMBC	92 61	102	A	Penn St.	77 61														
72	H	Georgi a Tech	67 54	214	A	Del aware	77 53														
150	N	Georgi a	58 51	287	H	Loyol a Maryl and	83 48														
332	N	Morgan St.	68 44	230	A	George Washi ngton	69 30														
64	A	South Carolina	85 61	69	H	Dayton	82 71														

Non-Div I Games:

Maryland

Average RPI Win:	236	WON-LOST	WINNING	LAST 10	STRENGTH OF	OPP. STRENGTH	TEAM	ADJ.	CONF.	ADJ CONF.
Average RPI Loss:	168	RECORD	PCT. RANK	GAMES	SCHEDULE	OF SCHEDULE	RPI	RPI	RPI	RPI
DIV. I ONLY	8- 6	135	5-5	269	239	212	212	16	16	
DIV. I NON-CONF.	8- 6	139	1- 0	268	233	213	213	18	18	

TOTALS	RPI 1-25	RPI 26-50	W-L RECORDS	RPI 51-100	RPI 101-150	RPI 150+				
8- 6	0- 0	0- 2	OVERALL	1- 0	0- 0	7- 4				
5- 2	0- 0	0- 0	HOME	0- 0	0- 0	5- 2				
2- 3	0- 0	0- 1	AWAY	1- 0	0- 0	1- 2				
1- 1	0- 0	0- 1	NEUTRAL	0- 0	0- 0	1- 0				
8- 6	0- 0	0- 2	NON-CONFERENCE	1- 0	0- 0	7- 4				
5- 2	0- 0	0- 0	HOME	0- 0	0- 0	5- 2				
2- 3	0- 0	0- 1	AWAY	1- 0	0- 0	1- 2				
1- 1	0- 0	0- 1	NEUTRAL	0- 0	0- 0	1- 0				
0- 0	0- 0	0- 0	CONFERENCE	0- 0	0- 0	0- 0				
0- 0	0- 0	0- 0	HOME	0- 0	0- 0	0- 0				
0- 0	0- 0	0- 0	AWAY	0- 0	0- 0	0- 0				
0- 0	0- 0	0- 0	NEUTRAL	0- 0	0- 0	0- 0				

RPI	S	Opponent	Score	RPI	S	Opponent	Score	RPI	S	Opponent	Score	RPI	S	Opponent	Score
35	A	Northeastern	52 53	42	N	Bucknell	58 77	95	A	Marist	70 55	158	A	Towson	53 78
												190	H	North Dakota	52 59
												199	H	Boston U.	66 55
												223	H	Sacred Heart	78 61
												262	H	Central Conn. St.	74 59
												265	A	Brown	90 61
												274	H	UTRGV	74 70
												277	N	Fairfield	59 49
												284	H	UMass Lowell	59 62
												294	H	Incarnate Word	71 59
												296	A	Siena	59 64

Team's RPI: 212															
LAST 12 Division I GAMES:															
294	H	Incarnate Word	71 59	95	A	Marist	70 55	284	H	UMass Lowell	59 62	296	A	Siena	59 64
35	A	Northeastern	52 53	277	N	Fairfield	59 49	199	H	Boston U.	66 55	274	H	UTRGV	74 70
190	H	North Dakota	52 59	265	A	Brown	90 61	262	H	Central Conn. St.	74 59				
42	N	Bucknell	58 77												

Non-Div I Games:

Massachusetts

Average RPI Win:	0	WON-LOST	WINNING	LAST 10	STRENGTH OF	OPP. STRENGTH	TEAM	ADJ.	CONF.	ADJ CONF.
Average RPI Loss:	163	RECORD	PCT. RANK	GAMES	SCHEDULE	OF SCHEDULE	RPI	RPI	RPI	RPI
DIV. I ONLY	0- 8	338	2-8	104	321	323	323	22	22	
DIV. I NON-CONF.	0- 8	336	0- 1	102	318	323	323	22	22	
<hr/>										
TOTALS	RPI 1-25	RPI 26-50	W-L RECORDS	RPI 51-100	RPI 101-150	RPI 150+				
0- 8	0- 0	0- 0	OVERALL	0- 2	0- 3	0- 3				
0- 2	0- 0	0- 0	HOME	0- 0	0- 0	0- 2				
0- 6	0- 0	0- 0	AWAY	0- 2	0- 3	0- 1				
0- 0	0- 0	0- 0	NEUTRAL	0- 0	0- 0	0- 0				
0- 8	0- 0	0- 0	NON-CONFERENCE	0- 2	0- 3	0- 3				
0- 2	0- 0	0- 0	HOME	0- 0	0- 0	0- 2				
0- 6	0- 0	0- 0	AWAY	0- 2	0- 3	0- 1				
0- 0	0- 0	0- 0	NEUTRAL	0- 0	0- 0	0- 0				
0- 0	0- 0	0- 0	CONFERENCE	0- 0	0- 0	0- 0				
0- 0	0- 0	0- 0	HOME	0- 0	0- 0	0- 0				
0- 0	0- 0	0- 0	AWAY	0- 0	0- 0	0- 0				
0- 0	0- 0	0- 0	NEUTRAL	0- 0	0- 0	0- 0				

RPI 1-25				RPI 26-50				RPI 51-100				RPI 101+ Team' s RPI : 323					
RPI	S	Opponent	Score	RPI	S	Opponent	Score	RPI	S	Opponent	Score	RPI	S	Opponent	Score		
								59	A	LSU	36	86	111	A	Ri ce	65	93
								77	A	Texas	40	96	122	A	Grambl i ng	51	75
												140	A	UAB	48	91	
												163	H	Loui si ana Tech	48	89	
												310	H	Loui si ana	59	70	
												318	A	La. -Monroe	60	69	
LAST 12 Di vi si on I GAMES:																	
318	A	La. -Monroe	60	69	163	H	Loui si ana Tech	48	89								
77	A	Texas	40	96	59	A	LSU	36	86								
310	H	Loui si ana	59	70	140	A	UAB	48	91								
122	A	Grambl i ng	51	75	111	A	Ri ce	65	93								

Non-Div I Games: LSU-Alexandria 60 68 Louisiana Col. 86 68 Southern-N. O. 106 54

McNeese

Average RPI Win: 231
Average RPI Loss: 154

WON-LOST
RECORD

WINNING
PCT. RANK

LAST 10
GAMES

STRENGTH OF
SCHEDULE

OPP. STRENGTH
OF SCHEDULE

TEAM
RPI

ADJ.
RPI

CONF.
RPI

ADJ CONF.
RPI

DIV. I ONLY	5- 7	202	4-6	266	190	282	282	8	8
DIV. I NON-CONF.	5- 7	205	1- 0	265	189	284	284	8	8
<hr/>									
TOTALS	RPI 1-25	RPI 26-50	W-L RECORDS	RPI 51-100	RPI 101-150	RPI 150+			
5- 7	0- 0	0- 0	OVERALL	1- 1	0- 1	4- 5			
4- 4	0- 0	0- 0	HOME	0- 1	0- 0	4- 3			
0- 3	0- 0	0- 0	AWAY	0- 0	0- 1	0- 2			
1- 0	0- 0	0- 0	NEUTRAL	1- 0	0- 0	0- 0			
5- 7	0- 0	0- 0	NON-CONFERENCE	1- 1	0- 1	4- 5			
4- 4	0- 0	0- 0	HOME	0- 1	0- 0	4- 3			
0- 3	0- 0	0- 0	AWAY	0- 0	0- 1	0- 2			
1- 0	0- 0	0- 0	NEUTRAL	1- 0	0- 0	0- 0			
0- 0	0- 0	0- 0	CONFERENCE	0- 0	0- 0	0- 0			
0- 0	0- 0	0- 0	HOME	0- 0	0- 0	0- 0			
0- 0	0- 0	0- 0	AWAY	0- 0	0- 0	0- 0			
0- 0	0- 0	0- 0	NEUTRAL	0- 0	0- 0	0- 0			

RPI 1-25				RPI 26-50				RPI 51-100				RPI 101+ Team's RPI: 282			
RPI	S	Opponent	Score	RPI	S	Opponent	Score	RPI	S	Opponent	Score	RPI	S	Opponent	Score
								81	H	Toledo	48 58	140	A	UAB	54 85
								93	N	Mercer	59 53	156	A	Coastal Caro.	71 90
												163	H	Louisiana Tech	50 66
												165	H	Little Rock	60 63
												175	A	Arkansas St.	66 77
												197	H	New Orleans	59 66
												213	H	Samford	53 48
												215	H	Southeast Mo. St.	69 57
												291	H	Jackson St.	68 67
												342	H	N. C. Central	77 56
LAST 12 Division I GAMES:															
342	H	N. C. Central	77 56	215	H	Southeast Mo. St.	69 57								
165	H	Little Rock	60 63	213	H	Samford	53 48								
163	H	Louisiana Tech	50 66	197	H	New Orleans	59 66								
140	A	UAB	54 85	81	H	Toledo	48 58								
175	A	Arkansas St.	66 77	156	A	Coastal Caro.	71 90								
291	H	Jackson St.	68 67	93	N	Mercer	59 53								

Non-Div I Games:

Memphis

Loss, Non-Conf, S Site, H Home A Away N Neutral

Average RPI Win:	156	WON-LOST	WINNING	LAST 10	STRENGTH OF	OPP. STRENGTH	TEAM	ADJ.	CONF.	ADJ CONF.
Average RPI Loss:	41	RECORD	PCT. RANK	GAMES	SCHEDULE	OF SCHEDULE	RPI	RPI	RPI	RPI
DIV. I ONLY	12- 3	47	8-2	121	37	38	38	1	1	
DIV. I NON-CONF.	12- 3	51	2- 1	121	41	40	40	1	1	

TOTALS	RPI 1-25	RPI 26-50	W-L RECORDS	RPI 51-100	RPI 101-150	RPI 150+				
12- 3	1- 1	0- 1	OVERALL	4- 1	1- 0	6- 0				
9- 1	1- 0	0- 1	HOME	3- 0	1- 0	4- 0				
1- 2	0- 1	0- 0	AWAY	0- 1	0- 0	1- 0				
2- 0	0- 0	0- 0	NEUTRAL	1- 0	0- 0	1- 0				
12- 3	1- 1	0- 1	NON-CONFERENCE	4- 1	1- 0	6- 0				
9- 1	1- 0	0- 1	HOME	3- 0	1- 0	4- 0				
1- 2	0- 1	0- 0	AWAY	0- 1	0- 0	1- 0				
2- 0	0- 0	0- 0	NEUTRAL	1- 0	0- 0	1- 0				
0- 0	0- 0	0- 0	CONFERENCE	0- 0	0- 0	0- 0				
0- 0	0- 0	0- 0	HOME	0- 0	0- 0	0- 0				
0- 0	0- 0	0- 0	AWAY	0- 0	0- 0	0- 0				
0- 0	0- 0	0- 0	NEUTRAL	0- 0	0- 0	0- 0				

RPI 1-25				RPI 26-50				Team's RPI: 38				RPI 51-100				RPI 101+			
RPI	S	Opponent	Score	RPI	S	Opponent	Score	RPI	S	Opponent	Score	RPI	S	Opponent	Score	RPI	S	Opponent	Score
6	A	Iowa St.	52 75	43	H	Central Mich.	80 90	52	H	Col orado	73 58	112	H	Hartford	75 62				
16	H	Marquette	63 55					57	H	SFA	81 60	179	N	Vanderbil t	90 65				
								63	H	Nebraska	82 68	197	H	New Orle ans	78 38				
								73	A	Purdue	63 74	218	H	Temple	73 61				
								99	N	Al abama	101 74	222	H	UMES	71 53				
												327	H	Flori da A&M	103 54				
												335	A	FIU	94 43				

										LAST 12 Di vi si on I GAMES:									
112	H	Hartford	75 62	6	A	Iowa St.	52 75	43	H	Central Mich.	80 90	327	H	Flori da A&M	103 54	99	N	Al abama	101 74
16	H	Marquette	63 55	57	H	SFA	81 60	63	H	Nebraska	82 68	179	N	Vanderbil t	90 65	218	H	Temple	73 61
197	H	New Orleans	78 38	73	A	Purdue	63 74	99	N	Al abama	101 74	222	H	UMES	71 53				
52	H	Col orado	73 58																
73	A	Purdue	63 74																
218	H	Temple	73 61																

Non-Div I Games:

Average RPI Win:	252	WON-LOST	WINNING	LAST 10	STRENGTH OF	OPP. STRENGTH	TEAM	ADJ.	CONF.	ADJ CONF.
Average RPI Loss:	167	RECORD	PCT. RANK	GAMES	SCHEDULE	OF SCHEDULE	RPI	RPI	RPI	RPI
DIV. I ONLY	8- 2	47	8-2	332	159	131	131	9	9	
DIV. I NON-CONF.	8- 2	51	0- 0	329	159	130	130	9	9	

TOTALS	RPI 1-25	RPI 26-50	W-L RECORDS	RPI 51-100	RPI 101-150	RPI 150+				
8- 2	0- 1	0- 0	OVERALL	0- 0	1- 0	7- 1				
3- 0	0- 0	0- 0	HOME	0- 0	1- 0	2- 0				
5- 2	0- 1	0- 0	AWAY	0- 0	0- 0	5- 1				
0- 0	0- 0	0- 0	NEUTRAL	0- 0	0- 0	0- 0				
8- 2	0- 1	0- 0	NON-CONFERENCE	0- 0	1- 0	7- 1				
3- 0	0- 0	0- 0	HOME	0- 0	1- 0	2- 0				
5- 2	0- 1	0- 0	AWAY	0- 0	0- 0	5- 1				
0- 0	0- 0	0- 0	NEUTRAL	0- 0	0- 0	0- 0				
0- 0	0- 0	0- 0	CONFERENCE	0- 0	0- 0	0- 0				
0- 0	0- 0	0- 0	HOME	0- 0	0- 0	0- 0				
0- 0	0- 0	0- 0	AWAY	0- 0	0- 0	0- 0				
0- 0	0- 0	0- 0	NEUTRAL	0- 0	0- 0	0- 0				

RPI 1-25				RPI 26-50				RPI 51-100				RPI 101+				Team's RPI: 131
RPI	S	Opponent	Score	RPI	S	Opponent	Score	RPI	S	Opponent	Score	RPI	S	Opponent	Score	
7	A	Louisville	73 95									143	H	Cincinnati	78 65	
												166	A	Jacksonville St.	58 41	
												180	H	High Point	68 55	
												242	H	Eastern Ky.	60 44	
												306	A	Valparaiso	68 47	
												322	A	Detroit Mercy	78 59	
												327	A	Florida A&M	56 57	
												329	A	Canisius	62 59	
												330	A	UIC	65 56	

LAST 12 Division I GAMES:																
166	A	Jacksonville St.	58 41	306	A	Valparaiso	68 47	143	H	Cincinnati	78 65	7	A	Louisville	73 95	
327	A	Florida A&M	56 57	49	H	High Point	68 55	330	A	UIC	65 56	180	H	High Point	68 55	
242	H	Eastern Ky.	60 44	322	A	Detroit Mercy	78 59									
329	A	Canisius	62 59													

Non-Div I Games: Ohio Dominican 74 29

Miami (OH)

Average RPI Win:	162	WON-LOST	WINNING	LAST 10	STRENGTH OF	OPP. STRENGTH	TEAM	ADJ.	CONF.	ADJ CONF.
Average RPI Loss:	8	RECORD	PCT. RANK	GAMES	SCHEDULE	OF SCHEDULE	RPI	RPI	RPI	RPI
DIV. I ONLY	11- 1	17	9-1	138	25	21	21	3	3	
DIV. I NON-CONF.	10- 1	19	0- 0	170	32	29	29	3	3	

TOTALS	RPI 1-25	RPI 26-50	W-L RECORDS	RPI 51-100	RPI 101-150	RPI 150+				
11- 1	2- 1	0- 0	OVERALL	1- 0	2- 0	6- 0				
8- 0	2- 0	0- 0	HOME	1- 0	1- 0	4- 0				
2- 0	0- 0	0- 0	AWAY	0- 0	1- 0	1- 0				
1- 1	0- 1	0- 0	NEUTRAL	0- 0	0- 0	1- 0				
10- 1	1- 1	0- 0	NON-CONFERENCE	1- 0	2- 0	6- 0				
7- 0	1- 0	0- 0	HOME	1- 0	1- 0	4- 0				
2- 0	0- 0	0- 0	AWAY	0- 0	1- 0	1- 0				
1- 1	0- 1	0- 0	NEUTRAL	0- 0	0- 0	1- 0				
1- 0	1- 0	0- 0	CONFERENCE	0- 0	0- 0	0- 0				
1- 0	1- 0	0- 0	HOME	0- 0	0- 0	0- 0				
0- 0	0- 0	0- 0	AWAY	0- 0	0- 0	0- 0				
0- 0	0- 0	0- 0	NEUTRAL	0- 0	0- 0	0- 0				

RPI S Opponent Score	RPI S Opponent Score	RPI S Opponent Score	RPI S Opponent Score
3 H Oregon 88 82		85 H Wright St. 84 68	112 A Hartford 74 66
8 N NC State 74 78			133 H Virginia 91 66
11 H Iowa 84 70			154 H Bowling Green 99 69
			203 H Texas Southern 91 45
			240 A Oakland 102 58
			251 N Kennesaw St. 75 51
			272 H ETSU 75 53
			314 H Fla. Atlantic 89 74
LAST 12 Division I GAMES:			
11 H Iowa 84 70	240 A Oakland 102 58	203 H Texas Southern 91 45	
314 H Fla. Atlantic 89 74	133 H Virginia 91 66	251 N Kennesaw St. 75 51	
112 A Hartford 74 66	8 N NC State 74 78	85 H Wright St. 84 68	
3 H Oregon 88 82			
272 H ETSU 75 53			
154 H Bowling Green 99 69			

Non-Div I Games:

Michigan St.

Average RPI	Win:	204	WON-LOST	WINNING	LAST 10	STRENGTH OF	OPP. STRENGTH	TEAM	ADJ.	CONF.	ADJ CONF.
Average RPI	Loss:	73	RECORD	PCT. RANK	GAMES	SCHEDULE	OF SCHEDULE	RPI	RPI	RPI	RPI
DIV. I ONLY		9- 4		84	7-3	130	146	62	62	19	19
DIV. I NON-CONF.		9- 4		85	0- 1	131	145	61	61	19	19
<hr/>											
TOTALS	RPI 1-25		RPI 26-50		W-L RECORDS	RPI 51-100		RPI 101-150		RPI 150+	
9- 4	0- 1		0- 1		OVERALL	0- 0		1- 2		8- 0	
4- 1	0- 0		0- 1		HOME	0- 0		0- 0		4- 0	
3- 3	0- 1		0- 0		AWAY	0- 0		0- 2		3- 0	
2- 0	0- 0		0- 0		NEUTRAL	0- 0		1- 0		1- 0	
9- 4	0- 1		0- 1		NON-CONFERENCE	0- 0		1- 2		8- 0	
4- 1	0- 0		0- 1		HOME	0- 0		0- 0		4- 0	
3- 3	0- 1		0- 0		AWAY	0- 0		0- 2		3- 0	
2- 0	0- 0		0- 0		NEUTRAL	0- 0		1- 0		1- 0	
0- 0	0- 0		0- 0		CONFERENCE	0- 0		0- 0		0- 0	
0- 0	0- 0		0- 0		HOME	0- 0		0- 0		0- 0	
0- 0	0- 0		0- 0		AWAY	0- 0		0- 0		0- 0	
0- 0	0- 0		0- 0		NEUTRAL	0- 0		0- 0		0- 0	

RPI	S	Opponent	Score	RPI	S	Opponent	Score	RPI	S	Opponent	Score	RPI	S	Opponent	Score
23	A	Kentucky	55 72	46	H	Belmont	38 45					108	A	Tennessee Tech	64 68
												114	A	Fordham	49 61
												121	N	Chattanooga	58 47
												153	A	Troy	67 64
												172	H	Georgia St.	69 54
												179	H	Vanderbilt	65 58
												201	H	UNC Asheville	67 46
												231	N	Dartmouth	70 58
												236	A	Furman	78 71
												264	A	UNLV	66 62
												276	H	Mississippi Val.	101 51
<hr/>															
Team's RPI: 62															
LAST 12 Division I GAMES:															
114	A	Fordham	49 61	23	A	Kentucky	55 72								
264	A	UNLV	66 62	153	A	Troy	67 64								
121	N	Chattanooga	58 47	172	H	Georgia St.	69 54								
201	H	UNC Asheville	67 46	231	N	Dartmouth	70 58								
108	A	Tennessee Tech	64 68	276	H	Mississippi Val.	101 51								
236	A	Furman	78 71	46	H	Belmont	38 45								

Non-Div I Games:

Middle Tenn.

Average RPI Win:	268	WON-LOST	WINNING	LAST 10	STRENGTH OF	OPP. STRENGTH	TEAM	ADJ.	CONF.	ADJ CONF.
Average RPI Loss:	52	RECORD	PCT. RANK	GAMES	SCHEDULE	OF SCHEDULE	RPI	RPI	RPI	RPI
DIV. I ONLY	5- 7	202	5-5	141	121	187	187	17	17	
DIV. I NON-CONF.	5- 6	176	0- 0	134	155	175	175	16	16	

TOTALS	RPI 1-25	RPI 26-50	W-L RECORDS	RPI 51-100	RPI 101-150	RPI 150+				
5- 7	0- 3	0- 2	OVERALL	0- 0	0- 2	5- 0				
2- 4	0- 2	0- 1	HOME	0- 0	0- 1	2- 0				
2- 3	0- 1	0- 1	AWAY	0- 0	0- 1	2- 0				
1- 0	0- 0	0- 0	NEUTRAL	0- 0	0- 0	1- 0				
5- 6	0- 3	0- 1	NON-CONFERENCE	0- 0	0- 2	5- 0				
2- 3	0- 2	0- 0	HOME	0- 0	0- 1	2- 0				
2- 3	0- 1	0- 1	AWAY	0- 0	0- 1	2- 0				
1- 0	0- 0	0- 0	NEUTRAL	0- 0	0- 0	1- 0				
0- 1	0- 0	0- 1	CONFERENCE	0- 0	0- 0	0- 0				
0- 1	0- 0	0- 1	HOME	0- 0	0- 0	0- 0				
0- 0	0- 0	0- 0	AWAY	0- 0	0- 0	0- 0				
0- 0	0- 0	0- 0	NEUTRAL	0- 0	0- 0	0- 0				

RPI 1-25				RPI 26-50				RPI 51-100				RPI 101+ Team's RPI: 187			
RPI	S	Opponent	Score	RPI	S	Opponent	Score	RPI	S	Opponent	Score	RPI	S	Opponent	Score
12	A	Indiana	66 68	28	H	Green Bay	62 76					113	A	Fresno St.	48 65
16	H	Marquette	74 83	48	A	Saint Mary's (CA)	71 73					130	H	Wisconsin	57 68
20	H	Florida St.	62 87									178	N	UC Riverside	56 54
												190	A	North Dakota	64 46
												311	H	Columbia	78 65
												316	A	North Dakota St.	57 55
												346	H	Purdue Fort Wayne	70 48

LAST 12 Division I GAMES:															
28	H	Green Bay	62 76	346	H	Purdue Fort Wayne	70 48								
20	H	Florida St.	62 87	16	H	Marquette	74 83								
316	A	North Dakota St.	57 55	178	N	UC Riverside	56 54								
190	A	North Dakota	64 46	48	A	Saint Mary's (CA)	71 73								
130	H	Wisconsin	57 68	113	A	Fresno St.	48 65								
12	A	Indiana	66 68	311	H	Columbia	78 65								

Non-Div I Games:

Milwaukee

RPI 1-25				RPI 26-50				RPI 51-100				RPI 101+			
RPI	S	Opponent	Score	RPI	S	Opponent	Score	RPI	S	Opponent	Score	RPI	S	Opponent	Score
5	H	Syracuse	72 68					67	A	Michigan	60 76	110	A	Xavier	78 53
								87	A	Boston College	77 69	130	H	Wisconsin	74 56
												147	H	Rhode Island	91 71
												183	H	Air Force	67 50
												185	H	San Diego	53 48
												188	H	Ark. -Pine Bluff	84 42
												205	H	Cornell	65 45
												241	H	Coppin St.	84 52
												294	H	Incarnate Word	75 39
												315	H	New Hampshire	70 47
LAST 12 Division I GAMES:															
				67	A	Michigan	60 76	87	A	Boston College	77 69				
				130	H	Wisconsin	74 56	294	H	Incarnate Word	75 39				
				147	H	Rhode Island	91 71	183	H	Air Force	67 50				
				241	H	Coppin St.	84 52	5	H	Syracuse	72 68				
				185	H	San Diego	53 48	205	H	Cornell	65 45				
				110	A	Xavier	78 53	188	H	Ark. -Pine Bluff	84 42				

Minnesota

Average RPI	Win:	173	WON-LOST	WINNING	LAST 10	STRENGTH OF	OPP. STRENGTH	TEAM	ADJ.	CONF.	ADJ CONF.
Average RPI	Loss:	3	RECORD	PCT. RANK	GAMES	SCHEDULE	OF SCHEDULE	RPI	RPI	RPI	RPI
DIV. I ONLY		12- 1		11	9-1	151	32	18	18	6	6
DIV. I NON-CONF.		12- 1		11	1- 0	153	36	17	17	6	6

TOTALS	RPI 1-25		RPI 26-50		W-L RECORDS	RPI 51-100		RPI 101-150		RPI 150+	
12- 1	1- 1		1- 0		OVERALL	1- 0		2- 0		7- 0	
7- 0	1- 0		1- 0		HOME	0- 0		0- 0		5- 0	
5- 1	0- 1		0- 0		AWAY	1- 0		2- 0		2- 0	
0- 0	0- 0		0- 0		NEUTRAL	0- 0		0- 0		0- 0	
12- 1	1- 1		1- 0		NON-CONFERENCE	1- 0		2- 0		7- 0	
7- 0	1- 0		1- 0		HOME	0- 0		0- 0		5- 0	
5- 1	0- 1		0- 0		AWAY	1- 0		2- 0		2- 0	
0- 0	0- 0		0- 0		NEUTRAL	0- 0		0- 0		0- 0	
0- 0	0- 0		0- 0		CONFERENCE	0- 0		0- 0		0- 0	
0- 0	0- 0		0- 0		HOME	0- 0		0- 0		0- 0	
0- 0	0- 0		0- 0		AWAY	0- 0		0- 0		0- 0	
0- 0	0- 0		0- 0		NEUTRAL	0- 0		0- 0		0- 0	

RPI	S	Opponent	Score	RPI	S	Opponent	Score	RPI	S	Opponent	Score	RPI	S	Opponent	Score
3	A	Oregon	74 82	26	H	Lamar University	104 53	77	A	Texas	67 49	118	A	Washington	103 56
16	H	Marquette	87 82									133	A	Virginia	72 44
												165	A	Little Rock	98 63
												215	H	Southeast Mo. St.	88 53
												236	H	Furman	106 41
												241	H	Coppin St.	110 38
												252	A	Southern Miss.	86 42
												291	H	Jackson St.	105 38
												310	H	Louisiana	104 36

LAST 12 Division I GAMES:															
310	H	Louisiana	104 36	16	H	Marquette	87 82	77	A	Texas	67 49	165	A	Little Rock	98 63
118	A	Washington	103 56									291	H	Jackson St.	105 38
3	A	Oregon	74 82									236	H	Furman	106 41
252	A	Southern Miss.	86 42									241	H	Coppin St.	110 38
26	H	Lamar University	104 53												
133	A	Virginia	72 44												

Non-Div I Games:

Mississippi St.

Average RPI Win:	345	WON-LOST	WINNING	LAST 10	STRENGTH OF	OPP. STRENGTH	TEAM	ADJ.	CONF.	ADJ CONF.
Average RPI Loss:	174	RECORD	PCT. RANK	GAMES	SCHEDULE	OF SCHEDULE	RPI	RPI	RPI	RPI
DIV. I ONLY	1- 10	328	1-9	89	350	276	276	24	24	
DIV. I NON-CONF.	1- 10	330	0- 1	90	350	278	278	24	24	

TOTALS	RPI 1-25	RPI 26-50	W-L RECORDS	RPI 51-100	RPI 101-150	RPI 150+				
1- 10	0- 0	0- 0	OVERALL	0- 2	0- 1	1- 7				
0- 1	0- 0	0- 0	HOME	0- 0	0- 0	0- 1				
1- 8	0- 0	0- 0	AWAY	0- 2	0- 1	1- 5				
0- 1	0- 0	0- 0	NEUTRAL	0- 0	0- 0	0- 1				
1- 10	0- 0	0- 0	NON-CONFERENCE	0- 2	0- 1	1- 7				
0- 1	0- 0	0- 0	HOME	0- 0	0- 0	0- 1				
1- 8	0- 0	0- 0	AWAY	0- 2	0- 1	1- 5				
0- 1	0- 0	0- 0	NEUTRAL	0- 0	0- 0	0- 1				
0- 0	0- 0	0- 0	CONFERENCE	0- 0	0- 0	0- 0				
0- 0	0- 0	0- 0	HOME	0- 0	0- 0	0- 0				
0- 0	0- 0	0- 0	AWAY	0- 0	0- 0	0- 0				
0- 0	0- 0	0- 0	NEUTRAL	0- 0	0- 0	0- 0				

RPI 1-25				RPI 26-50				RPI 51-100				RPI 101+				Team's RPI: 276
RPI	S	Opponent	Score	RPI	S	Opponent	Score	RPI	S	Opponent	Score	RPI	S	Opponent	Score	
								62	A	Middle Tenn.	51 101	109	A	TCU	47 96	
								98	A	UT Martin	51 110	153	N	Troy	54 75	
												155	H	North Ala.	72 86	
												168	A	Nicholls St.	47 72	
												175	A	Arkansas St.	57 60	
												250	A	SMU	47 62	
												252	A	Southern Miss.	60 67	
												318	A	La.-Monroe	65 72	
												345	A	Austin Peay	95 89	

LAST 12 Division I GAMES:																
				98	A	UT Martin	51 110	168	A	Nicholls St.	47 72					
				155	H	North Ala.	72 86	153	N	Troy	54 75					
				175	A	Arkansas St.	57 60	252	A	Southern Miss.	60 67					
				318	A	La.-Monroe	65 72	62	A	Middle Tenn.	51 101					
				109	A	TCU	47 96	345	A	Austin Peay	95 89					
								250	A	SMU	47 62					

Non-Div I Games:

Mississippi Val.

Missouri

Missouri				Through Games Of Dec. 31, 2018							
Average RPI	Win:	167	WON-LOST	WINNING	LAST 10	STRENGTH OF	OPP. STRENGTH	TEAM	ADJ.	CONF.	ADJ CONF.
Average RPI	Loss:	37	RECORD	PCT. RANK	GAMES	SCHEDULE	OF SCHEDULE	RPI	RPI	RPI	RPI
DIV. I ONLY	11- 3	52	8-2	123	72	50	50	6	6		
DIV. I NON-CONF.	11- 3	57	1- 0	123	69	49	49	6	6		

TOTALS	RPI 1-25		RPI 26-50		W-L RECORDS	RPI 51-100		RPI 101-150		RPI 150+	
11- 3	0- 1		1- 1		OVERALL	1- 1		0- 0		9- 0	
5- 2	0- 1		0- 1		HOME	0- 0		0- 0		5- 0	
4- 0	0- 0		0- 0		AWAY	0- 0		0- 0		4- 0	
2- 1	0- 0		1- 0		NEUTRAL	1- 1		0- 0		0- 0	
11- 3	0- 1		1- 1		NON-CONFERENCE	1- 1		0- 0		9- 0	
5- 2	0- 1		0- 1		HOME	0- 0		0- 0		5- 0	
4- 0	0- 0		0- 0		AWAY	0- 0		0- 0		4- 0	
2- 1	0- 0		1- 0		NEUTRAL	1- 1		0- 0		0- 0	
0- 0	0- 0		0- 0		CONFERENCE	0- 0		0- 0		0- 0	
0- 0	0- 0		0- 0		HOME	0- 0		0- 0		0- 0	
0- 0	0- 0		0- 0		AWAY	0- 0		0- 0		0- 0	
0- 0	0- 0		0- 0		NEUTRAL	0- 0		0- 0		0- 0	

RPI 1-25				RPI 26-50		Team's RPI: 50		RPI 51-100		RPI 101+	
RPI S	Opponent	Score		RPI S	Opponent	Score		RPI S	Opponent	Score	
15 H	South Dakota	61	74	28 H	Green Bay	49	56	67 N	Michigan	54	70
				39 N	Duke	62	54	71 N	Quinnipiac	65	51

LAST 12 Division I GAMES:											
39 N	Duke	62	54	15 H	South Dakota	61	74	206 A	Saint Louis	74	62
71 N	Quinnipiac	65	51	175 H	Arkansas St.	70	50	170 H	UMKC	66	59
175 H	Arkansas St.	70	50	177 A	Illinois	67	45	186 A	West Virginia	68	51
177 A	Illinois	67	45	161 H	Texas St.	69	50	67 N	Michigan	54	70
161 H	Texas St.	69	50	28 H	Green Bay	49	56	259 H	SIUE	59	36
28 H	Green Bay	49	56	259 H	SIUE	59	36				

Missouri

Non-Div I Games:

Missouri

Average RPI Win:	206	WON-LOST	WINNING	LAST 10	STRENGTH OF	OPP. STRENGTH	TEAM	ADJ.	CONF.	ADJ CONF.
Average RPI Loss:	110	RECORD	PCT. RANK	GAMES	SCHEDULE	OF SCHEDULE	RPI	RPI	RPI	RPI

DIV. I ONLY	4- 7	229	4-6	35	175	151	151	13	13
DIV. I NON-CONF.	4- 7	227	1- 0	37	173	151	151	13	13
TOTALS	RPI 1-25	RPI 26-50	W-L RECORDS	RPI 51-100	RPI 101-150	RPI 150+			
4- 7	0- 3	0- 1	OVERALL	0- 0	0- 0	4- 3			
2- 2	0- 2	0- 0	HOME	0- 0	0- 0	2- 0			
0- 5	0- 1	0- 1	AWAY	0- 0	0- 0	0- 3			
2- 0	0- 0	0- 0	NEUTRAL	0- 0	0- 0	2- 0			
4- 7	0- 3	0- 1	NON-CONFERENCE	0- 0	0- 0	4- 3			
2- 2	0- 2	0- 0	HOME	0- 0	0- 0	2- 0			
0- 5	0- 1	0- 1	AWAY	0- 0	0- 0	0- 3			
2- 0	0- 0	0- 0	NEUTRAL	0- 0	0- 0	2- 0			
0- 0	0- 0	0- 0	CONFERENCE	0- 0	0- 0	0- 0			
0- 0	0- 0	0- 0	HOME	0- 0	0- 0	0- 0			
0- 0	0- 0	0- 0	AWAY	0- 0	0- 0	0- 0			
0- 0	0- 0	0- 0	NEUTRAL	0- 0	0- 0	0- 0			

RPI 1-25	RPI 26-50	RPI 51-100	RPI 101+	Team's RPI: 151
RPI S Opponent Score	RPI S Opponent Score	RPI S Opponent Score	RPI S Opponent Score	
9 H Gonzaga 67 70	50 A Missouri 61 65		163 N Louisiana Tech 82 70	
12 A Indiana 74 98			165 H Little Rock 48 44	
15 H South Dakota 74 85			184 A Santa Clara 73 77	
			235 H Ball St. 74 54	
			244 A Wichita St. 60 63	
			258 A North Texas 76 83	
			259 N SIUE 68 65	
LAST 12 Division I GAMES:				
165 H Little Rock 48 44	15 H South Dakota 74 85			
259 N SIUE 68 65	258 A North Texas 76 83			
163 N Louisiana Tech 82 70	184 A Santa Clara 73 77			
9 H Gonzaga 67 70	235 H Ball St. 74 54			
12 A Indiana 74 98	50 A Missouri 61 65			
	244 A Wichita St. 60 63			

Non-Div I Games:

Missouri St.

Average RPI Win:	246	WON-LOST	WINNING	LAST 10	STRENGTH OF	OPP. STRENGTH	TEAM	ADJ.	CONF.	ADJ CONF.
Average RPI Loss:	163	RECORD	PCT. RANK	GAMES	SCHEDULE	OF SCHEDULE	RPI	RPI	RPI	RPI
DIV. I ONLY	4- 7	229	4-6	194	271	239	239	27	27	
DIV. I NON-CONF.	4- 7	227	0- 1	188	270	238	238	27	27	

TOTALS	RPI 1-25	RPI 26-50	W-L RECORDS	RPI 51-100	RPI 101-150	RPI 150+				
4- 7	0- 0	0- 2	OVERALL	0- 0	0- 2	4- 3				
2- 3	0- 0	0- 1	HOME	0- 0	0- 1	2- 1				
2- 4	0- 0	0- 1	AWAY	0- 0	0- 1	2- 2				
0- 0	0- 0	0- 0	NEUTRAL	0- 0	0- 0	0- 0				
4- 7	0- 0	0- 2	NON-CONFERENCE	0- 0	0- 2	4- 3				
2- 3	0- 0	0- 1	HOME	0- 0	0- 1	2- 1				
2- 4	0- 0	0- 1	AWAY	0- 0	0- 1	2- 2				
0- 0	0- 0	0- 0	NEUTRAL	0- 0	0- 0	0- 0				
0- 0	0- 0	0- 0	CONFERENCE	0- 0	0- 0	0- 0				
0- 0	0- 0	0- 0	HOME	0- 0	0- 0	0- 0				
0- 0	0- 0	0- 0	AWAY	0- 0	0- 0	0- 0				
0- 0	0- 0	0- 0	NEUTRAL	0- 0	0- 0	0- 0				

RPI	S	Opponent	Score	RPI	S	Opponent	Score	RPI	S	Opponent	Score	RPI	S	Opponent	Score
40	A	Virginia Tech	49 82	42	H	Bucknell	32 70	101	H	Princeton	47 79	139	A	Lehigh	48 63
								192	A	East Carolina	67 73	223	A	Sacred Heart	55 50
								229	H	Navy	68 67	230	A	George Washington	55 51
								287	H	Loyola Maryland	67 75	300	H	Albany (NY)	64 56
								339	A	Lafayette	69 73				

LAST 12 Division I GAMES:															
287	H	Loyola Maryland	67 75	300	H	Albany (NY)	64 56	40	A	Virginia Tech	49 82	139	A	Lehigh	48 63
229	H	Navy	68 67	42	H	Bucknell	32 70	192	A	East Carolina	67 73	223	A	Sacred Heart	55 50
101	H	Princeton	47 79												
339	A	Lafayette	69 73												
230	A	George Washington	55 51												
223	A	Sacred Heart	55 50												

Non-Div I Games:

Monmouth

Average RPI Win:	191	WON-LOST	WINNING	LAST 10	STRENGTH OF	OPP. STRENGTH	TEAM	ADJ.	CONF.	ADJ CONF.
Average RPI Loss:	57	RECORD	PCT. RANK	GAMES	SCHEDULE	OF SCHEDULE	RPI	RPI	RPI	RPI

DIV. I ONLY	6- 4	123	7-3	83	118	82	82	11	11
DIV. I NON-CONF.	4- 4	162	1- 0	32	138	65	65	11	11
TOTALS	RPI 1-25	RPI 26-50	W-L RECORDS	RPI 51-100	RPI 101-150	RPI 150+			
6- 4	0- 2	0- 0	OVERALL	2- 1	0- 1	4- 0			
4- 1	0- 1	0- 0	HOME	2- 0	0- 0	2- 0			
1- 3	0- 1	0- 0	AWAY	0- 1	0- 1	1- 0			
1- 0	0- 0	0- 0	NEUTRAL	0- 0	0- 0	1- 0			
4- 4	0- 2	0- 0	NON-CONFERENCE	2- 1	0- 1	2- 0			
2- 1	0- 1	0- 0	HOME	2- 0	0- 0	0- 0			
1- 3	0- 1	0- 0	AWAY	0- 1	0- 1	1- 0			
1- 0	0- 0	0- 0	NEUTRAL	0- 0	0- 0	1- 0			
2- 0	0- 0	0- 0	CONFERENCE	0- 0	0- 0	2- 0			
2- 0	0- 0	0- 0	HOME	0- 0	0- 0	2- 0			
0- 0	0- 0	0- 0	AWAY	0- 0	0- 0	0- 0			
0- 0	0- 0	0- 0	NEUTRAL	0- 0	0- 0	0- 0			

RPI S Opponent Score	RPI S Opponent Score	RPI S Opponent Score	RPI S Opponent Score
9 A Gonzaga 52 76		84 A Arizona 51 100	118 A Washington 54 69
15 H South Dakota 41 64		89 H Northern Ill. 86 70	176 H Northern Ariz. 78 62
		92 H UC Davis 62 56	217 H Southern Utah 79 57
			233 N Saint Francis (PA) 79 77
			341 A Grand Canyon 69 47
LAST 12 Division I GAMES:			
92 H UC Davis 62 56	233 N Saint Francis (PA) 79 77		
217 H Southern Utah 79 57	89 H Northern Ill. 86 70		
176 H Northern Ariz. 78 62	15 H South Dakota 41 64		
118 A Washington 54 69	9 A Gonzaga 52 76		
341 A Grand Canyon 69 47			
84 A Arizona 51 100			

Non-Div I Games: Providence (MT) 90 45

Montana

Average RPI Win:	217	WON-LOST	WINNING	LAST 10	STRENGTH OF	OPP. STRENGTH	TEAM	ADJ.	CONF.	ADJ CONF.
Average RPI Loss:	50	RECORD	PCT. RANK	GAMES	SCHEDULE	OF SCHEDULE	RPI	RPI	RPI	RPI

DIV. I ONLY	6- 5	142	6-4	145	60	128	128	11	11
DIV. I NON-CONF.	4- 5	189	1- 0	101	65	126	126	11	11
TOTALS	RPI 1-25	RPI 26-50	W-L RECORDS	RPI 51-100	RPI 101-150	RPI 150+			
6- 5	0- 1	0- 2	OVERALL	0- 1	0- 1	6- 0			
4- 1	0- 0	0- 1	HOME	0- 0	0- 0	4- 0			
1- 4	0- 1	0- 1	AWAY	0- 1	0- 1	1- 0			
1- 0	0- 0	0- 0	NEUTRAL	0- 0	0- 0	1- 0			
4- 5	0- 1	0- 2	NON-CONFERENCE	0- 1	0- 1	4- 0			
2- 1	0- 0	0- 1	HOME	0- 0	0- 0	2- 0			
1- 4	0- 1	0- 1	AWAY	0- 1	0- 1	1- 0			
1- 0	0- 0	0- 0	NEUTRAL	0- 0	0- 0	1- 0			
2- 0	0- 0	0- 0	CONFERENCE	0- 0	0- 0	2- 0			
2- 0	0- 0	0- 0	HOME	0- 0	0- 0	2- 0			
0- 0	0- 0	0- 0	AWAY	0- 0	0- 0	0- 0			
0- 0	0- 0	0- 0	NEUTRAL	0- 0	0- 0	0- 0			

RPI S Opponent Score	RPI S Opponent Score	RPI S Opponent Score	RPI S Opponent Score
16 A Marquette 52 100	33 H South Dakota St. 67 88	57 A SFA 53 60	109 A TCU 49 71
	34 A Wyomi ng 58 66		161 A Texas St. 67 59
			176 H Northern Ari z. 80 70
			214 N Delaware 69 60
			217 H Southern Utah 69 64
			234 H Long Beach St. 85 62
			297 H Omaha 59 56
LAST 12 Division I GAMES:			
33 H South Dakota St. 67 88	161 A Texas St. 67 59	176 H Northern Ari z. 80 70	217 H Southern Utah 69 64
297 H Omaha 59 56	214 N Delaware 69 60	234 H Long Beach St. 85 62	16 A Marquette 52 100
109 A TCU 49 71			
57 A SFA 53 60			
234 H Long Beach St. 85 62			
34 A Wyomi ng 58 66			

Non-Div I Games: Carroll (MT) 64 48

Montana St.

Average RPI Win:	284	WON-LOST	WINNING	LAST 10	STRENGTH OF	OPP. STRENGTH	TEAM	ADJ.	CONF.	ADJ CONF.
Average RPI Loss:	135	RECORD	PCT. RANK	GAMES	SCHEDULE	OF SCHEDULE	RPI	RPI	RPI	RPI
DIV. I ONLY	7- 4	108	6-4	323	264	208	208	20	20	
DIV. I NON-CONF.	7- 4	109	1- 0	322	259	209	209	20	20	
<hr/>										
TOTALS	RPI 1-25	RPI 26-50	W-L RECORDS	RPI 51-100	RPI 101-150	RPI 150+				
7- 4	0- 2	0- 0	OVERALL	1- 0	0- 0	6- 2				
4- 1	0- 0	0- 0	HOME	0- 0	0- 0	4- 1				
3- 3	0- 2	0- 0	AWAY	1- 0	0- 0	2- 1				
0- 0	0- 0	0- 0	NEUTRAL	0- 0	0- 0	0- 0				
7- 4	0- 2	0- 0	NON-CONFERENCE	1- 0	0- 0	6- 2				
4- 1	0- 0	0- 0	HOME	0- 0	0- 0	4- 1				
3- 3	0- 2	0- 0	AWAY	1- 0	0- 0	2- 1				
0- 0	0- 0	0- 0	NEUTRAL	0- 0	0- 0	0- 0				
0- 0	0- 0	0- 0	CONFERENCE	0- 0	0- 0	0- 0				
0- 0	0- 0	0- 0	HOME	0- 0	0- 0	0- 0				
0- 0	0- 0	0- 0	AWAY	0- 0	0- 0	0- 0				
0- 0	0- 0	0- 0	NEUTRAL	0- 0	0- 0	0- 0				

RPI 1-25				RPI 26-50				RPI 51-100				RPI 101+ Team's RPI: 208			
RPI	S	Opponent	Score	RPI	S	Opponent	Score	RPI	S	Opponent	Score	RPI	S	Opponent	Score
13	A	Baylor	58 96					83	A	Radford	79 72	233	A	Saint Francis (PA)	83 89
23	A	Kentucky	57 87									271	H	St. Francis Brooklyn	94 101
												293	A	Gardner-Webb	84 69
												306	H	Valparaiso	68 62
												307	A	N. C. A&T	72 67
												320	H	Lipscomb	79 44
												331	H	Chicago St.	104 68
												348	H	Evansville	85 63
<hr/>															
LAST 12 Division I GAMES:															
348	H	Evansville	85 63	320	H	Lipscomb	79 44								
23	A	Kentucky	57 87	233	A	Saint Francis (PA)	83 89								
271	H	St. Francis Brooklyn	94 101	83	A	Radford	79 72								
331	H	Chicago St.	104 68	13	A	Baylor	58 96								
306	H	Valparaiso	68 62	307	A	N. C. A&T	72 67								
293	A	Gardner-Webb	84 69												

Non-Div I Games: Alice Lloyd 121 56 Ky. Christian 119 28

Morehead St.

Average RPI Win: 284

Average RPI Loss: 177

WON-LOST
RECORDWINNING
PCT. RANKLAST 10
GAMESSTRENGTH OF
SCHEDULEOPP. STRENGTH
OF SCHEDULETEAM
RPIADJ.
RPICONF.
RPIADJ CONF.
RPI

DIV. I ONLY	1- 11	336	1-9	206	265	332	332	32	32
DIV. I NON-CONF.	1- 11	335	0- 1	198	260	332	332	32	32

TOTALS	RPI 1-25	RPI 26-50	W-L RECORDS	RPI 51-100	RPI 101-150	RPI 150+			
1- 11	0- 0	0- 1	OVERALL	0- 2	0- 2	1- 6			
1- 2	0- 0	0- 0	HOME	0- 0	0- 0	1- 2			
0- 6	0- 0	0- 0	AWAY	0- 2	0- 1	0- 3			
0- 3	0- 0	0- 1	NEUTRAL	0- 0	0- 1	0- 1			
1- 11	0- 0	0- 1	NON-CONFERENCE	0- 2	0- 2	1- 6			
1- 2	0- 0	0- 0	HOME	0- 0	0- 0	1- 2			
0- 6	0- 0	0- 0	AWAY	0- 2	0- 1	0- 3			
0- 3	0- 0	0- 1	NEUTRAL	0- 0	0- 1	0- 1			
0- 0	0- 0	0- 0	CONFERENCE	0- 0	0- 0	0- 0			
0- 0	0- 0	0- 0	HOME	0- 0	0- 0	0- 0			
0- 0	0- 0	0- 0	AWAY	0- 0	0- 0	0- 0			
0- 0	0- 0	0- 0	NEUTRAL	0- 0	0- 0	0- 0			

RPI 1-25				RPI 26-50				RPI 51-100				RPI 101+ Team's RPI: 332			
RPI	S	Opponent	Score	RPI	S	Opponent	Score	RPI	S	Opponent	Score	RPI	S	Opponent	Score
				45	N	Maryl and	44 68	57	A	SFA	42 69	112	A	Hartford	59 80
								67	A	Mi chi gan	47 70	150	N	Georgi a	33 60
												157	A	Western Ky.	43 90
												186	A	West Vi rgi ni a	37 72
												262	H	Central Conn. St.	36 60
												268	N	Ni agara	57 67
												284	H	UMass Lowel l	61 49
												308	H	UMBC	68 73
												335	A	FIU	50 59
LAST 12 Di vi si on I GAMES:															
335	A	FIU	50 59	268	N	Ni agara	57 67								
157	A	Western Ky.	43 90	284	H	UMass Lowel l	61 49								
262	H	Central Conn. St.	36 60	308	H	UMBC	68 73								
45	N	Maryl and	44 68	186	A	West Vi rgi ni a	37 72								
150	N	Georgi a	33 60	67	A	Mi chi gan	47 70								
57	A	SFA	42 69	112	A	Hartford	59 80								

Non-Di v I Games:

Washington Adventis t

60

43

Lin col n (PA)

46

51

Morgan St.

Average RPI Win:

262

Average RPI Loss:

141

WON-LOST
RECORDWINNING
PCT. RANKLAST 10
GAMESSTRENGTH OF
SCHEDULEOPP. STRENGTH
OF SCHEDULETEAM
RPIADJ.
RPICONF.
RPIADJ CONF.
RPIDIV. I ONLY
DIV. I NON-CONF.4- 5
4- 5191
1895-5
0- 1271
269244
239209
210209
21031
3131
31

TOTALS

RPI 1-25

RPI 26-50

W-L RECORDS

RPI 51-100

RPI 101-150

RPI 150+

4- 5 0- 0
1- 1 0- 0
3- 4 0- 0
0- 0 0- 00- 1
0- 0
0- 1
0- 0OVERALL
HOME
AWAY
NEUTRAL0- 1
0- 0
0- 1
0- 00- 1
0- 0
0- 1
0- 04- 2
1- 1
3- 1
0- 04- 5 0- 0
1- 1 0- 0
3- 4 0- 0
0- 0 0- 00- 1
0- 0
0- 1
0- 0NON-CONFERENCE
HOME
AWAY
NEUTRAL0- 1
0- 0
0- 1
0- 00- 1
0- 0
0- 1
0- 04- 2
1- 1
3- 1
0- 00- 0 0- 0
0- 0 0- 0
0- 0 0- 0
0- 0 0- 00- 0
0- 0
0- 0
0- 0CONFERENCE
HOME
AWAY
NEUTRAL0- 0
0- 0
0- 0
0- 00- 0
0- 0
0- 0
0- 00- 0
0- 0
0- 0
0- 0

RPI 1-25

RPI S Opponent Score

RPI 26-50

RPI S Opponent Score
40 A Virginia Tech 51 83

RPI 51-100

RPI S Opponent Score
67 A Michigan 40 88

RPI 101+

Team's RPI: 209

RPI	S	Opponent	Score
126	A	Duquesne	64 73
158	H	Towson	87 78
222	H	UMES	73 86
249	A	Rider	67 85
287	A	Loyola Maryland	77 67
293	A	Gardner-Webb	69 62
308	A	UMBC	65 52

LAST 12 Division I GAMES:

158	H	Towson	87	78	222	H	UMES	73	86
249	A	Rider	67	85	40	A	Virginia Tech	51	83
126	A	Duquesne	64	73	308	A	UMBC	65	52
67	A	Michigan	40	88	293	A	Gardner-Webb	69	62
					287	A	Loyola Maryland	77	67

M
t
.
S
t
.
M
a
r
y
.
sM
t
.
S
t
.
M
a
r
y
.
s

Non-Div I Games:

Washington Col.

74 50

Mt. St. Mary's

Average RPI Win: 334

Average RPI Loss: 111

WON-LOST
RECORDWINNING
PCT. RANKLAST 10
GAMESSTRENGTH OF
SCHEDULEOPP. STRENGTH
OF SCHEDULETEAM
RPIADJ.
RPICONF.
RPIADJ CONF.
RPIDIV. I ONLY
DIV. I NON-CONF.2- 7
2- 7288
2853-7
0- 180
80249
245253
251253
25120
2020
20

TOTALS

RPI 1-25

RPI 26-50

W-L RECORDS

RPI 51-100

RPI 101-150

RPI 150+

2- 7

0- 3

0- 0

OVERALL

0- 0

0- 1

2- 3

2- 2

0- 0

0- 0

HOME

0- 0

0- 1

2- 1

0- 5

0- 3

0- 0

AWAY

0- 0

0- 0

0- 2

0- 0

0- 0

0- 0

NEUTRAL

0- 0

0- 0

0- 0

2- 7

0- 3

0- 0

NON-CONFERENCE

0- 0

0- 1

2- 3

2- 2

0- 0

0- 0

HOME

0- 0

0- 1

2- 1

0- 5

0- 3

0- 0

AWAY

0- 0

0- 0

0- 2

0- 0

0- 0

0- 0

NEUTRAL

0- 0

0- 0

0- 0

0- 0

0- 0

0- 0

CONFERENCE

0- 0

0- 0

0- 0

0- 0

0- 0

0- 0

HOME

0- 0

0- 0

0- 0

0- 0

0- 0

0- 0

AWAY

0- 0

0- 0

0- 0

0- 0

0- 0

0- 0

NEUTRAL

0- 0

0- 0

0- 0

RPI 1-25

RPI 26-50

RPI 51-100

RPI 101+

Team's RPI: 253

RPI	S	Opponent	Score
17	A	Butler	65 86
23	A	Kentucky	49 88
25	A	Tennessee	77 98

RPI	S	Opponent	Score
-----	---	----------	-------

RPI	S	Opponent	Score
-----	---	----------	-------

RPI	S	Opponent	Score
117	H	Southern Ill.	59 65
175	A	Arkansas St.	63 74
177	A	Illinois	52 84
246	H	Alabama A&M	53 59
320	H	Lipscomb	97 61
348	H	Evansville	81 53

LAST 12 Division I GAMES:

25	A	Tennessee	77	98	117	H	Southern Ill.	59	65
23	A	Kentucky	49	88	177	A	Illinois	52	84
348	H	Evansville	81	53	246	H	Alabama A&M	53	59
					175	A	Arkansas St.	63	74
					320	H	Lipscomb	97	61
					17	A	Butler	65	86

Non-Div I Games:

Oakland City

113 55

Bethel (TN)

86 50

Murray St.

Loss,
 Non-Conf, S Site,
 H Home
A Away
 N Neutral

RPI

N
C
S
t
a
t
e

NC State					Through Games Of Dec. 31, 2018									
Average RPI	Win:	120	WON-LOST	WINNING	LAST 10	STRENGTH OF	OPP. STRENGTH	TEAM	ADJ.	CONF.	ADJ CONF.			
Average RPI	Loss:	0	RECORD	PCT. RANK	GAMES	SCHEDULE	OF SCHEDULE	RPI	RPI	RPI	RPI			
DIV. I ONLY		13- 0		1	10-0	69	34	8	8	1	1			
DIV. I NON-CONF.		13- 0		1	1- 0	69	38	8	8	1	1			

TOTALS	RPI 1-25		RPI 26-50		W-L RECORDS	RPI 51-100		RPI 101-150		RPI 150+				
13- 0	1- 0		2- 0		OVERALL	3- 0		2- 0		5- 0				
9- 0	0- 0		2- 0		HOME	3- 0		0- 0		4- 0				
2- 0	0- 0		0- 0		AWAY	0- 0		2- 0		0- 0				
2- 0	1- 0		0- 0		NEUTRAL	0- 0		0- 0		1- 0				
13- 0	1- 0		2- 0		NON-CONFERENCE	3- 0		2- 0		5- 0				
9- 0	0- 0		2- 0		HOME	3- 0		0- 0		4- 0				
2- 0	0- 0		0- 0		AWAY	0- 0		2- 0		0- 0				
2- 0	1- 0		0- 0		NEUTRAL	0- 0		0- 0		1- 0				
0- 0	0- 0		0- 0		CONFERENCE	0- 0		0- 0		0- 0				
0- 0	0- 0		0- 0		HOME	0- 0		0- 0		0- 0				
0- 0	0- 0		0- 0		AWAY	0- 0		0- 0		0- 0				
0- 0	0- 0		0- 0		NEUTRAL	0- 0		0- 0		0- 0				

RPI 1-25			Team's RPI: 8			RPI 26-50			RPI 51-100			RPI 101+		
RPI	S	Opponent	Score		RPI	S	Opponent	Score		RPI	S	Opponent	Score	
21	N	Michigan St.	78	74	36	H	Old Domini on	85	56	56	H	Maine	84	46
					46	H	Bel mont	77	62	67	H	Mi chi gan	66	55
										83	H	Radford	75	58
							</							

N
C
S
t
a
t
e

Non-Di v I Games:

NC State

Average RPI Win:	326	WON-LOST	WINNING	LAST 10	STRENGTH OF	OPP. STRENGTH	TEAM	ADJ.	CONF.	ADJ CONF.
Average RPI Loss:	213	RECORD	PCT. RANK	GAMES	SCHEDULE	OF SCHEDULE	RPI	RPI	RPI	RPI
DIV. I ONLY	3- 10	278	3-7	317	334	334	334	28	28	
DIV. I NON-CONF.	3- 10	277	0- 1	317	333	335	335	28	28	

TOTALS	RPI 1-25	RPI 26-50	W-L RECORDS	RPI 51-100	RPI 101-150	RPI 150+				
3- 10	0- 0	0- 0	OVERALL	0- 1	0- 1	3- 8				
1- 4	0- 0	0- 0	HOME	0- 0	0- 1	1- 3				
2- 6	0- 0	0- 0	AWAY	0- 1	0- 0	2- 5				
0- 0	0- 0	0- 0	NEUTRAL	0- 0	0- 0	0- 0				
3- 10	0- 0	0- 0	NON-CONFERENCE	0- 1	0- 1	3- 8				
1- 4	0- 0	0- 0	HOME	0- 0	0- 1	1- 3				
2- 6	0- 0	0- 0	AWAY	0- 1	0- 0	2- 5				
0- 0	0- 0	0- 0	NEUTRAL	0- 0	0- 0	0- 0				
0- 0	0- 0	0- 0	CONFERENCE	0- 0	0- 0	0- 0				
0- 0	0- 0	0- 0	HOME	0- 0	0- 0	0- 0				
0- 0	0- 0	0- 0	AWAY	0- 0	0- 0	0- 0				
0- 0	0- 0	0- 0	NEUTRAL	0- 0	0- 0	0- 0				

RPI 1-25				RPI 26-50				RPI 51-100				RPI 101+ Team's RPI: 334			
RPI	S	Opponent	Score	RPI	S	Opponent	Score	RPI	S	Opponent	Score	RPI	S	Opponent	Score
								88	A	Penn	42	85			
												112	H	Hartford	53
												152	H	Kent St.	40
												186	A	West Virginia	50
												204	A	Howard	57
												215	H	Southeast Mo. St.	58
												249	A	Rider	46
												280	A	Saint Peter's	57
												292	H	Vermont	63
												302	H	Western Caro.	79
												328	A	Colgate	71
												347	A	Fairleigh Dickinson	43
												349	A	LIU Brooklyn	72
															51
LAST 12 Division I GAMES:															
112	H	Hartford	53	84	215	H	Southeast Mo. St.	58	68	302	H	Western Caro.	79	71	
152	H	Kent St.	40	57	347	A	Fairleigh Dickinson	43	64	88	A	Penn	42	85	
328	A	Colgate	71	53	186	A	West Virginia	50	95	204	A	Howard	57	77	
349	A	LIU Brooklyn	72	51											
292	H	Vermont	63	71											
249	A	Rider	46	67											

Non-Div I Games:

NJIT

Average RPI Win:	256	WON-LOST	WINNING	LAST 10	STRENGTH OF	OPP. STRENGTH	TEAM	ADJ.	CONF.	ADJ CONF.
Average RPI Loss:	151	RECORD	PCT. RANK	GAMES	SCHEDULE	OF SCHEDULE	RPI	RPI	RPI	RPI
DIV. I ONLY	4- 5	191	5-5	255	207	229	229	26	26	
DIV. I NON-CONF.	4- 5	189	1- 0	253	204	228	228	26	26	

TOTALS	RPI 1-25	RPI 26-50	W-L RECORDS	RPI 51-100	RPI 101-150	RPI 150+				
4- 5	0- 0	0- 0	OVERALL	0- 3	0- 0	4- 2				
2- 2	0- 0	0- 0	HOME	0- 2	0- 0	2- 0				
2- 3	0- 0	0- 0	AWAY	0- 1	0- 0	2- 2				
0- 0	0- 0	0- 0	NEUTRAL	0- 0	0- 0	0- 0				
4- 5	0- 0	0- 0	NON-CONFERENCE	0- 3	0- 0	4- 2				
2- 2	0- 0	0- 0	HOME	0- 2	0- 0	2- 0				
2- 3	0- 0	0- 0	AWAY	0- 1	0- 0	2- 2				
0- 0	0- 0	0- 0	NEUTRAL	0- 0	0- 0	0- 0				
0- 0	0- 0	0- 0	CONFERENCE	0- 0	0- 0	0- 0				
0- 0	0- 0	0- 0	HOME	0- 0	0- 0	0- 0				
0- 0	0- 0	0- 0	AWAY	0- 0	0- 0	0- 0				
0- 0	0- 0	0- 0	NEUTRAL	0- 0	0- 0	0- 0				

RPI 1-25				RPI 26-50				RPI 51-100				RPI 101+ Team's RPI : 229			
RPI	S	Opponent	Score	RPI	S	Opponent	Score	RPI	S	Opponent	Score	RPI	S	Opponent	Score
								52	A	Col orado	43 59	183	A	Air Force	54 47
								88	H	Penn	61 65	239	A	Monmouth	67 68
								95	H	Marist	48 72	249	A	Rider	66 60
												279	A	Norfol k St.	58 65
												285	H	Saint Joseph' s	49 48
												307	H	N. C. A&T	72 49
LAST 12 Division I GAMES:															
				285	H	Saint Joseph' s	49 48	88	H	Penn	61 65				
				239	A	Monmouth	67 68	279	A	Norfol k St.	58 65				
				52	A	Col orado	43 59	95	H	Marist	48 72				
				183	A	Air Force	54 47								
				249	A	Rider	66 60								
				307	H	N. C. A&T	72 49								

Non-Div I Games: Catholic 81 36

Navy

Average RPI	Win:	159	WON-LOST RECORD	WINNING PCT. RANK	LAST 10 GAMES	STRENGTH OF SCHEDULE	OPP. STRENGTH OF SCHEDULE	TEAM RPI	ADJ. RPI	CONF. RPI	ADJ CONF. RPI
Average RPI	Loss:	45									
DIV. I ONLY		7- 6		152	6-4	45	42	63	63	3	3
DIV. I NON-CONF.		5- 6		176	0- 0	43	50	105	105	3	3

TOTALS	RPI 1-25		RPI 26-50		W-L RECORDS	RPI 51-100		RPI 101-150		RPI 150+	
7- 6	0- 2		1- 1		OVERALL	2- 2		1- 1		3- 0	
5- 1	0- 1		1- 0		HOME	1- 0		0- 0		3- 0	
1- 5	0- 1		0- 1		AWAY	0- 2		1- 1		0- 0	
1- 0	0- 0		0- 0		NEUTRAL	1- 0		0- 0		0- 0	
5- 6	0- 2		1- 1		NON-CONFERENCE	1- 2		0- 1		3- 0	
4- 1	0- 1		1- 0		HOME	0- 0		0- 0		3- 0	
0- 5	0- 1		0- 1		AWAY	0- 2		0- 1		0- 0	
1- 0	0- 0		0- 0		NEUTRAL	1- 0		0- 0		0- 0	
2- 0	0- 0		0- 0		CONFERENCE	1- 0		1- 0		0- 0	
1- 0	0- 0		0- 0		HOME	1- 0		0- 0		0- 0	
1- 0	0- 0		0- 0		AWAY	0- 0		1- 0		0- 0	
0- 0	0- 0		0- 0		NEUTRAL	0- 0		0- 0		0- 0	

RPI	S	Opponent	Score	RPI	S	Opponent	Score	RPI	S	Opponent	Score	RPI	S	Opponent	Score
7	A	Louisville	68 85	32	H	Kansas	58 52	53	A	Arkansas	80 84	103	A	Washington St.	84 87
10	H	Drake	77 83	38	A	Miami (FL)	68 82	60	A	Creighton	65 74	144	A	Ohio St.	78 69
								67	H	Michigan	70 56	189	H	Denver	96 71
								83	N	Radford	77 39	288	H	San Jose St.	96 63
												312	H	USC Upstate	87 64

Team's RPI: 63															
LAST 12 Division I GAMES:															
189	H	Denver	96 71	144	A	Ohio St.	78 69	67	H	Michigan	70 56	53	A	Arkansas	80 84
288	H	San Jose St.	96 63	67	H	Michigan	70 56	38	A	Miami (FL)	68 82	103	A	Washington St.	84 87
32	H	Kansas	58 52	53	A	Arkansas	80 84	7	A	Louisville	68 85	312	H	USC Upstate	87 64
60	A	Creighton	65 74	38	A	Miami (FL)	68 82								
7	A	Louisville	68 85	103	A	Washington St.	84 87								
83	N	Radford	77 39	312	H	USC Upstate	87 64								

Non-Div I Games:

Nebraska

Average RPI Win:	277	WON-LOST	WINNING	LAST 10	STRENGTH OF	OPP. STRENGTH	TEAM	ADJ.	CONF.	ADJ CONF.
Average RPI Loss:	98	RECORD	PCT. RANK	GAMES	SCHEDULE	OF SCHEDULE	RPI	RPI	RPI	RPI

DIV. I ONLY	3- 7	255	4-6	91	203	226	226	10	10
DIV. I NON-CONF.	3- 7	255	0- 1	92	199	225	225	10	10
TOTALS	RPI 1-25	RPI 26-50	W-L RECORDS	RPI 51-100	RPI 101-150	RPI 150+			
3- 7	0- 0	0- 0	OVERALL	0- 5	0- 0	3- 2			
2- 4	0- 0	0- 0	HOME	0- 3	0- 0	2- 1			
1- 1	0- 0	0- 0	AWAY	0- 0	0- 0	1- 1			
0- 2	0- 0	0- 0	NEUTRAL	0- 2	0- 0	0- 0			
3- 7	0- 0	0- 0	NON-CONFERENCE	0- 5	0- 0	3- 2			
2- 4	0- 0	0- 0	HOME	0- 3	0- 0	2- 1			
1- 1	0- 0	0- 0	AWAY	0- 0	0- 0	1- 1			
0- 2	0- 0	0- 0	NEUTRAL	0- 2	0- 0	0- 0			
0- 0	0- 0	0- 0	CONFERENCE	0- 0	0- 0	0- 0			
0- 0	0- 0	0- 0	HOME	0- 0	0- 0	0- 0			
0- 0	0- 0	0- 0	AWAY	0- 0	0- 0	0- 0			
0- 0	0- 0	0- 0	NEUTRAL	0- 0	0- 0	0- 0			

RPI 1-25				RPI 26-50				RPI 51-100				RPI 101+				Team's RPI: 226	
RPI	S	Opponent	Score	RPI	S	Opponent	Score	RPI	S	Opponent	Score	RPI	S	Opponent	Score		
								52	H	Col orado	52 65	159	H	Texas Tech	67 86		
								54	H	Southern Cal i forni a	51 72	184	A	Santa Cl ara	48 56		
								55	H	Utah	52 74	234	A	Long Beach St.	76 67		
								89	N	Northern Ill.	69 98	281	H	Hawai i	79 78		
								92	N	UC Davis	68 84	317	H	Seattle U	67 54		
LAST 12 Division I GAMES:																	
				159	H	Texas Tech	67 86	89	N	Northern Ill.	69 98						
				92	N	UC Davis	68 84	281	H	Hawai i	79 78						
				54	H	Southern Cal i forni a	51 72	317	H	Seattle U	67 54						
				52	H	Col orado	52 65	55	H	Utah	52 74						
				234	A	Long Beach St.	76 67										
				184	A	Santa Cl ara	48 56										

Non-Div I Games: Stanislaus St. 75 52

Nevada

Average RPI Win:	244	WON-LOST	WINNING	LAST 10	STRENGTH OF	OPP. STRENGTH	TEAM	ADJ.	CONF.	ADJ CONF.
Average RPI Loss:	181	RECORD	PCT. RANK	GAMES	SCHEDULE	OF SCHEDULE	RPI	RPI	RPI	RPI
DIV. I ONLY	2- 10	309	3-7	182	287	315	315	25	25	
DIV. I NON-CONF.	2- 10	309	0- 1	180	288	316	316	25	25	

TOTALS	RPI 1-25	RPI 26-50	W-L RECORDS	RPI 51-100	RPI 101-150	RPI 150+				
2- 10	0- 0	0- 2	OVERALL	0- 0	0- 2	2- 6				
2- 3	0- 0	0- 0	HOME	0- 0	0- 1	2- 2				
0- 7	0- 0	0- 2	AWAY	0- 0	0- 1	0- 4				
0- 0	0- 0	0- 0	NEUTRAL	0- 0	0- 0	0- 0				
2- 10	0- 0	0- 2	NON-CONFERENCE	0- 0	0- 2	2- 6				
2- 3	0- 0	0- 0	HOME	0- 0	0- 1	2- 2				
0- 7	0- 0	0- 2	AWAY	0- 0	0- 1	0- 4				
0- 0	0- 0	0- 0	NEUTRAL	0- 0	0- 0	0- 0				
0- 0	0- 0	0- 0	CONFERENCE	0- 0	0- 0	0- 0				
0- 0	0- 0	0- 0	HOME	0- 0	0- 0	0- 0				
0- 0	0- 0	0- 0	AWAY	0- 0	0- 0	0- 0				
0- 0	0- 0	0- 0	NEUTRAL	0- 0	0- 0	0- 0				

RPI 1-25				RPI 26-50				RPI 51-100				RPI 101+ Team's RPI: 315			
RPI	S	Opponent	Score	RPI	S	Opponent	Score	RPI	S	Opponent	Score	RPI	S	Opponent	Score
				29	A	Minnesota	47 70					101	H	Princeton	42 90
				35	A	Northeastern	54 69					148	A	South Fla.	36 79
												199	A	Boston U.	39 60
												202	H	Holy Cross	74 62
												223	H	Sacred Heart	60 71
												231	H	Dartmouth	42 62
												262	A	Central Conn. St.	47 56
												265	A	Brown	70 76
												286	H	Bryant	79 74
												316	A	North Dakota St.	51 56

LAST 12 Division I GAMES:															
				199	A	Boston U.	39 60	101	H	Princeton	42 90				
				286	H	Bryant	79 74	231	H	Dartmouth	42 62				
				35	A	Northeastern	54 69	262	A	Central Conn. St.	47 56				
				223	H	Sacred Heart	60 71	202	H	Holy Cross	74 62				
				265	A	Brown	70 76	148	A	South Fla.	36 79				
				316	A	North Dakota St.	51 56	29	A	Minnesota	47 70				

Non-Div I Games: U New England 68 44

New Hampshire

Average RPI	Win:	162	WON-LOST	WINNING	LAST 10	STRENGTH OF	OPP. STRENGTH	TEAM	ADJ.	CONF.	ADJ CONF.
Average RPI	Loss:	30	RECORD	PCT. RANK	GAMES	SCHEDULE	OF SCHEDULE	RPI	RPI	RPI	RPI
DIV. I ONLY		10- 1		22	9-1	127	67	27	27	10	10
DIV. I NON-CONF.		10- 1		19	1- 0	129	63	24	24	10	10
<hr/>											
TOTALS	RPI 1-25		RPI 26-50		W-L RECORDS	RPI 51-100		RPI 101-150		RPI 150+	
10- 1	0- 0		0- 1		OVERALL	1- 0		3- 0		6- 0	
7- 1	0- 0		0- 1		HOME	1- 0		2- 0		4- 0	
3- 0	0- 0		0- 0		AWAY	0- 0		1- 0		2- 0	
0- 0	0- 0		0- 0		NEUTRAL	0- 0		0- 0		0- 0	
10- 1	0- 0		0- 1		NON-CONFERENCE	1- 0		3- 0		6- 0	
7- 1	0- 0		0- 1		HOME	1- 0		2- 0		4- 0	
3- 0	0- 0		0- 0		AWAY	0- 0		1- 0		2- 0	
0- 0	0- 0		0- 0		NEUTRAL	0- 0		0- 0		0- 0	
0- 0	0- 0		0- 0		CONFERENCE	0- 0		0- 0		0- 0	
0- 0	0- 0		0- 0		HOME	0- 0		0- 0		0- 0	
0- 0	0- 0		0- 0		AWAY	0- 0		0- 0		0- 0	
0- 0	0- 0		0- 0		NEUTRAL	0- 0		0- 0		0- 0	

RPI 1-25				RPI 26-50				Team's RPI: 27				RPI 51-100				RPI 101+			
RPI	S	Opponent	Score	RPI	S	Opponent	Score	RPI	S	Opponent	Score	RPI	S	Opponent	Score	RPI	S	Opponent	Score
				30	H	Auburn	76 79					57	H	SFA	74 33	107	A	Houston	89 84
																112	H	Hartford	72 65
																142	H	Oklahoma	84 80
																161	H	Texas St.	82 51
																164	A	New Mexico St.	75 50
																164	H	New Mexico St.	83 58
																176	A	Northern Ariz.	84 55
																216	H	Sacramento St.	85 53
																325	H	UTEP	69 51
LAST 12 Division I GAMES:																			
				176	A	Northern Ariz.	84 55					57	H	SFA	74 33				
				325	H	UTEP	69 51					112	H	Hartford	72 65				
				164	H	New Mexico St.	83 58					30	H	Auburn	76 79				
				142	H	Oklahoma	84 80					216	H	Sacramento St.	85 53				
				107	A	Houston	89 84					164	A	New Mexico St.	75 50				
				161	H	Texas St.	82 51												

Non-Div I Games:

New Mexico

Average RPI Win:	302	WON-LOST	WINNING	LAST 10	STRENGTH OF	OPP. STRENGTH	TEAM	ADJ.	CONF.	ADJ CONF.
Average RPI Loss:	102	RECORD	PCT. RANK	GAMES	SCHEDULE	OF SCHEDULE	RPI	RPI	RPI	RPI
DIV. I ONLY	6- 5	142	5-5	161	339	164	164	30	30	
DIV. I NON-CONF.	6- 5	145	1- 0	161	338	165	165	30	30	

TOTALS	RPI 1-25	RPI 26-50	W-L RECORDS	RPI 51-100	RPI 101-150	RPI 150+				
6- 5	0- 0	0- 2	OVERALL	0- 0	0- 2	6- 1				
1- 2	0- 0	0- 1	HOME	0- 0	0- 1	1- 0				
4- 2	0- 0	0- 1	AWAY	0- 0	0- 0	4- 1				
1- 1	0- 0	0- 0	NEUTRAL	0- 0	0- 1	1- 0				
6- 5	0- 0	0- 2	NON-CONFERENCE	0- 0	0- 2	6- 1				
1- 2	0- 0	0- 1	HOME	0- 0	0- 1	1- 0				
4- 2	0- 0	0- 1	AWAY	0- 0	0- 0	4- 1				
1- 1	0- 0	0- 0	NEUTRAL	0- 0	0- 1	1- 0				
0- 0	0- 0	0- 0	CONFERENCE	0- 0	0- 0	0- 0				
0- 0	0- 0	0- 0	HOME	0- 0	0- 0	0- 0				
0- 0	0- 0	0- 0	AWAY	0- 0	0- 0	0- 0				
0- 0	0- 0	0- 0	NEUTRAL	0- 0	0- 0	0- 0				

RPI 1-25				RPI 26-50				RPI 51-100				RPI 101+ Team's RPI: 164			
RPI	S	Opponent	Score	RPI	S	Opponent	Score	RPI	S	Opponent	Score	RPI	S	Opponent	Score
				27	A	New Mexico	58 83					132	N	South Alabama	67 68
				27	H	New Mexico	50 75					145	H	Abilene Christian	46 58
												178	A	UC Riverside	64 65
												189	H	Denver	66 64
												295	A	UC Santa Barbara	81 73
												324	A	Western Mich.	66 54
												325	A	UTEP	69 65
												326	A	A&M-Corpus Christi	67 65
												350	N	Alcorn	82 64

LAST 12 Division I GAMES:															
				189	H	Denver	66 64	350	N	Alcorn	82 64				
				27	A	New Mexico	58 83	295	A	UC Santa Barbara	81 73				
				145	H	Abilene Christian	46 58	178	A	UC Riverside	64 65				
				325	A	UTEP	69 65	132	N	South Alabama	67 68				
				324	A	Western Mich.	66 54	326	A	A&M-Corpus Christi	67 65				
								27	H	New Mexico	50 75				

Non-Div I Games: Tex. Permian Basin 70 38 Northern N.M. 101 51

New Mexico St.

Loss,
Non-Conf,
S Site,
H Home
A Away
N Neutral

Average RPI Win:	282	WON-LOST	WINNING	LAST 10	STRENGTH OF	OPP. STRENGTH	TEAM	ADJ.	CONF.	ADJ CONF.
Average RPI Loss:	133	RECORD	PCT. RANK	GAMES	SCHEDULE	OF SCHEDULE	RPI	RPI	RPI	RPI
DIV. I ONLY	1- 5	309	4-5	37	308	197	197	22	22	
DIV. I NON-CONF.	1- 5	309	0- 0	39	307	197	197	22	22	

TOTALS	RPI 1-25	RPI 26-50	W-L RECORDS	RPI 51-100	RPI 101-150	RPI 150+				
1- 5	0- 0	0- 1	OVERALL	0- 1	0- 2	1- 1				
0- 1	0- 0	0- 0	HOME	0- 0	0- 0	0- 1				
1- 4	0- 0	0- 1	AWAY	0- 1	0- 2	1- 0				
0- 0	0- 0	0- 0	NEUTRAL	0- 0	0- 0	0- 0				
1- 5	0- 0	0- 1	NON-CONFERENCE	0- 1	0- 2	1- 1				
0- 1	0- 0	0- 0	HOME	0- 0	0- 0	0- 1				
1- 4	0- 0	0- 1	AWAY	0- 1	0- 2	1- 0				
0- 0	0- 0	0- 0	NEUTRAL	0- 0	0- 0	0- 0				
0- 0	0- 0	0- 0	CONFERENCE	0- 0	0- 0	0- 0				
0- 0	0- 0	0- 0	HOME	0- 0	0- 0	0- 0				
0- 0	0- 0	0- 0	AWAY	0- 0	0- 0	0- 0				
0- 0	0- 0	0- 0	NEUTRAL	0- 0	0- 0	0- 0				

RPI	S	Opponent	Score	RPI	S	Opponent	Score	RPI	S	Opponent	Score	RPI	S	Opponent	Score
38	A	Mi ami (FL)	38 78	90	A	Pi ttsburgh	38 90	110	A	Xavi er	45 61	111	A	Ri ce	56 67
								282	A	Memphi s	66 59	318	H	La. -Monroe	44 57

Team's RPI: 197															
LAST 12 Division I GAMES:															
110	A	Xavi er	45 61	38	A	Mi ami (FL)	38 78	282	A	Memphi s	66 59	111	A	Ri ce	56 67
				318	H	La. -Monroe	44 57	90	A	Pi ttsburgh	38 90				

Non-Div I Games: Dillard 68 59 Centenary (LA) 104 42 Trinity Baptist 93 38

New Orleans

Average RPI Win:	291	WON-LOST	WINNING	LAST 10	STRENGTH OF	OPP. STRENGTH	TEAM	ADJ.	CONF.	ADJ CONF.
Average RPI Loss:	140	RECORD	PCT. RANK	GAMES	SCHEDULE	OF SCHEDULE	RPI	RPI	RPI	RPI
DIV. I ONLY	4- 8	243	4-6	233	145	268	268	27	27	
DIV. I NON-CONF.	4- 8	241	1- 0	229	144	269	269	27	27	

TOTALS	RPI 1-25	RPI 26-50	W-L RECORDS	RPI 51-100	RPI 101-150	RPI 150+				
4- 8	0- 2	0- 0	OVERALL	0- 1	0- 1	4- 4				
3- 2	0- 0	0- 0	HOME	0- 0	0- 0	3- 2				
0- 5	0- 2	0- 0	AWAY	0- 1	0- 0	0- 2				
1- 1	0- 0	0- 0	NEUTRAL	0- 0	0- 1	1- 0				
4- 8	0- 2	0- 0	NON-CONFERENCE	0- 1	0- 1	4- 4				
3- 2	0- 0	0- 0	HOME	0- 0	0- 0	3- 2				
0- 5	0- 2	0- 0	AWAY	0- 1	0- 0	0- 2				
1- 1	0- 0	0- 0	NEUTRAL	0- 0	0- 1	1- 0				
0- 0	0- 0	0- 0	CONFERENCE	0- 0	0- 0	0- 0				
0- 0	0- 0	0- 0	HOME	0- 0	0- 0	0- 0				
0- 0	0- 0	0- 0	AWAY	0- 0	0- 0	0- 0				
0- 0	0- 0	0- 0	NEUTRAL	0- 0	0- 0	0- 0				

RPI 1-25				RPI 26-50				RPI 51-100				RPI 101+ Team's RPI : 268			
RPI	S	Opponent	Score	RPI	S	Opponent	Score	RPI	S	Opponent	Score	RPI	S	Opponent	Score
5	A	Syracuse	45 94					58	A	Buffal o	61 88	125	N	Yal e	64 67
6	A	Iowa St.	35 95									186	A	West Vi rgi ni a	32 84
												204	H	Howard	61 68
												241	H	Coppi n St.	71 69
												248	H	St. Bonaventure	48 76
												263	H	Bi nghamton	79 72
												285	A	Sai nt Joseph' s	54 68
												328	H	Col gate	74 69
												332	N	Morgan St.	67 57

LAST 12 Di vi si on I GAMES:															
125	N	Yal e	64 67	332	N	Morgan St.	67 57	204	H	Howard	61 68				
328	H	Col gate	74 69	285	A	Sai nt Joseph' s	54 68	58	A	Buffal o	61 88				
186	A	West Vi rgi ni a	32 84	6	A	Iowa St.	35 95	248	H	St. Bonaventure	48 76				
5	A	Syracuse	45 94												
241	H	Coppi n St.	71 69												
263	H	Bi nghamton	79 72												

Non-Div I Games:

Niagara

Average RPI Win:	281	WON-LOST	WINNING	LAST 10	STRENGTH OF	OPP. STRENGTH	TEAM	ADJ.	CONF.	ADJ CONF.
Average RPI Loss:	90	RECORD	PCT. RANK	GAMES	SCHEDULE	OF SCHEDULE	RPI	RPI	RPI	RPI
DIV. I ONLY	4- 6	211	6-4	170	164	168	168	22	22	
DIV. I NON-CONF.	4- 6	213	0- 1	171	162	170	170	22	22	

TOTALS	RPI 1-25	RPI 26-50	W-L RECORDS	RPI 51-100	RPI 101-150	RPI 150+				
4- 6	0- 1	0- 1	OVERALL	0- 2	0- 0	4- 2				
1- 0	0- 0	0- 0	HOME	0- 0	0- 0	1- 0				
2- 5	0- 1	0- 1	AWAY	0- 2	0- 0	2- 1				
1- 1	0- 0	0- 0	NEUTRAL	0- 0	0- 0	1- 1				
4- 6	0- 1	0- 1	NON-CONFERENCE	0- 2	0- 0	4- 2				
1- 0	0- 0	0- 0	HOME	0- 0	0- 0	1- 0				
2- 5	0- 1	0- 1	AWAY	0- 2	0- 0	2- 1				
1- 1	0- 0	0- 0	NEUTRAL	0- 0	0- 0	1- 1				
0- 0	0- 0	0- 0	CONFERENCE	0- 0	0- 0	0- 0				
0- 0	0- 0	0- 0	HOME	0- 0	0- 0	0- 0				
0- 0	0- 0	0- 0	AWAY	0- 0	0- 0	0- 0				
0- 0	0- 0	0- 0	NEUTRAL	0- 0	0- 0	0- 0				

RPI 1-25				RPI 26-50				RPI 51-100				RPI 101+ Team's RPI: 168			
RPI	S	Opponent	Score	RPI	S	Opponent	Score	RPI	S	Opponent	Score	RPI	S	Opponent	Score
13	A	Bayl or	39 100	30	A	Auburn	59 80	59	A	LSU	44 76	161	A	Texas St.	67 72
								65	A	Tul ane	46 71	203	N	Texas Southern	58 57
												214	N	Del aware	56 71
												276	H	Mi ssi ssi ppi Val .	72 47
												318	A	La. -Monroe	55 54
												325	A	UTEP	58 56
LAST 12 Division I GAMES:															
161	A	Texas St.	67 72	214	N	Del aware	56 71								
59	A	LSU	44 76	325	A	UTEP	58 56								
318	A	La. -Monroe	55 54	30	A	Auburn	59 80								
65	A	Tul ane	46 71	13	A	Bayl or	39 100								
276	H	Mi ssi ssi ppi Val .	72 47												
203	N	Texas Southern	58 57												

Non-Div I Games: Southern-N.O. 86 49 William Carey 86 45

Nicholls St.

Average RPI Win: 281

Average RPI Loss: 165

WON-LOST
RECORDWINNING
PCT. RANKLAST 10
GAMESSTRENGTH OF
SCHEDULEOPP. STRENGTH
OF SCHEDULETEAM
RPIADJ.
RPICONF.
RPIADJ CONF.
RPIDIV. I ONLY
DIV. I NON-CONF.3- 8
3- 8264
2654-6
1- 0213
203238
232279
281279
28132
3232
32

TOTALS

RPI 1-25

RPI 26-50

W-L RECORDS

RPI 51-100

RPI 101-150

RPI 150+

3- 8
2- 2
0- 6
1- 00- 0
0- 0
0- 0
0- 00- 1
0- 0
0- 1
0- 0OVERALL
HOME
AWAY
NEUTRAL0- 1
0- 0
0- 1
0- 00- 1
0- 0
0- 1
0- 03- 5
2- 2
0- 3
1- 03- 8
2- 2
0- 6
1- 00- 0
0- 0
0- 0
0- 00- 1
0- 0
0- 1
0- 0NON-CONFERENCE
HOME
AWAY
NEUTRAL0- 1
0- 0
0- 1
0- 00- 1
0- 0
0- 1
0- 03- 5
2- 2
0- 3
1- 00- 0
0- 0
0- 0
0- 00- 0
0- 0
0- 0
0- 00- 0
0- 0
0- 0
0- 0CONFERENCE
HOME
AWAY
NEUTRAL0- 0
0- 0
0- 0
0- 00- 0
0- 0
0- 0
0- 00- 0
0- 0
0- 0
0- 0

RPI 1-25

RPI 26-50

RPI 51-100

RPI 101+

Team's RPI: 279

RPI S Opponent Score

RPI S Opponent Score

RPI S Opponent Score

RPI S Opponent Score

36 A Old Domini on 53 69

80 A Wake Forest 61 63

139 A Lehigh 41 62

173 H William & Mary 44 55

180 A High Point 51 83

191 H Campbell I 49 57

229 H Navy 65 58

255 A Ole Miss 42 60

269 A La Salle 52 62

270 N Liberty 66 53

343 H Longwood 74 42

LAST 12 Division I GAMES:

180 A High Point 51 83

343 H Longwood 74 42

269 A La Salle 52 62

139 A Lehigh 41 62

191 H Campbell I 49 57

229 H Navy 65 58

270 N Liberty 66 53

80 A Wake Forest 61 63

173 H William & Mary 44 55

36 A Old Domini on 53 69

255 A Ole Miss 42 60

Non-Div I Games:

Cheyney

93 40

Saint Augustine's 71 38

Norfolk St.

Average RPI Win:	233	WON-LOST	WINNING	LAST 10	STRENGTH OF	OPP. STRENGTH	TEAM	ADJ.	CONF.	ADJ CONF.
Average RPI Loss:	110	RECORD	PCT. RANK	GAMES	SCHEDULE	OF SCHEDULE	RPI	RPI	RPI	RPI

DIV. I ONLY	5- 1	35	9-1	347	20	155	155	28	28
DIV. I NON-CONF.	5- 1	37	0- 0	347	22	156	156	28	28
TOTALS	RPI 1-25	RPI 26-50	W-L RECORDS	RPI 51-100	RPI 101-150	RPI 150+			
5- 1	0- 0	0- 0	OVERALL	0- 0	0- 1	5- 0			
1- 0	0- 0	0- 0	HOME	0- 0	0- 0	1- 0			
3- 1	0- 0	0- 0	AWAY	0- 0	0- 1	3- 0			
1- 0	0- 0	0- 0	NEUTRAL	0- 0	0- 0	1- 0			
5- 1	0- 0	0- 0	NON-CONFERENCE	0- 0	0- 1	5- 0			
1- 0	0- 0	0- 0	HOME	0- 0	0- 0	1- 0			
3- 1	0- 0	0- 0	AWAY	0- 0	0- 1	3- 0			
1- 0	0- 0	0- 0	NEUTRAL	0- 0	0- 0	1- 0			
0- 0	0- 0	0- 0	CONFERENCE	0- 0	0- 0	0- 0			
0- 0	0- 0	0- 0	HOME	0- 0	0- 0	0- 0			
0- 0	0- 0	0- 0	AWAY	0- 0	0- 0	0- 0			
0- 0	0- 0	0- 0	NEUTRAL	0- 0	0- 0	0- 0			

RPI 1-25	RPI 26-50	RPI 51-100	RPI 101+ Team's RPI: 155
RPI S Opponent Score	RPI S Opponent Score	RPI S Opponent Score	RPI S Opponent Score
			110 A Xavier 81 94
			179 A Vanderbilt 74 71
			193 H Alabama St. 68 42
			215 N Southeast Mo. St. 80 67
			276 A Mississippi Val. 86 72
			302 A Western Caro. 89 66
LAST 12 Division I GAMES:			
193 H Alabama St. 68 42	276 A Mississippi Val. 86 72	110 A Xavier 81 94	
179 A Vanderbilt 74 71	302 A Western Caro. 89 66	215 N Southeast Mo. St. 80 67	

Non-Div I Games:	Stillman	99	43	Martin Methodist	79	48	Lane	98	57	Blue Mountain (MS)	70	42
										North Ala.		

Average RPI Win: 159		WON-LOST RECORD	WINNING PCT. RANK	LAST 10 GAMES	STRENGTH OF SCHEDULE	OPP. STRENGTH OF SCHEDULE	TEAM RPI	ADJ. RPI	CONF. RPI	ADJ. CONF. RPI
Average RPI Loss: 61										
DIV. I ONLY		9- 5	103	6-4	25	157	44	44	1	1
DIV. I NON-CONF.		9- 5	105	1- 0	27	157	47	47	1	1
TOTALS		RPI 1-25	RPI 26-50	W-L RECORDS		RPI 51-100	RPI 101-150	RPI 150+		
9- 5	0- 1	1- 1		OVERALL		0- 2	4- 1	4- 0		
5- 1	0- 0	0- 0		HOME		0- 1	2- 0	3- 0		
1- 2	0- 0	0- 0		AWAY		0- 1	0- 1	1- 0		
3- 2	0- 1	1- 1		NEUTRAL		0- 0	2- 0	0- 0		
9- 5	0- 1	1- 1		NON-CONFERENCE		0- 2	4- 1	4- 0		
5- 1	0- 0	0- 0		HOME		0- 1	2- 0	3- 0		
1- 2	0- 0	0- 0		AWAY		0- 1	0- 1	1- 0		
3- 2	0- 1	1- 1		NEUTRAL		0- 0	2- 0	0- 0		
0- 0	0- 0	0- 0		CONFERENCE		0- 0	0- 0	0- 0		
0- 0	0- 0	0- 0		HOME		0- 0	0- 0	0- 0		
0- 0	0- 0	0- 0		AWAY		0- 0	0- 0	0- 0		
0- 0	0- 0	0- 0		NEUTRAL		0- 0	0- 0	0- 0		

RPI 1-25				RPI 26-50				Team's RPI: 44				RPI 51-100				RPI 101+			
RPI	S	Opponent	Score	RPI	S	Opponent	Score	RPI	S	Opponent	Score	RPI	S	Opponent	Score	RPI	S	Opponent	Score
23	N	Kentucky	75 85	30	N	Auburn	81 86	52	A	Col orado	74 86	111	N	Ri ce	71 50	141	H	VCU	59 47
				37	N	UCLA	83 49	56	H	Mai ne	73 85	144	A	Ohio St.	69 76	148	N	South Fla.	71 69
												149	H	UNCW	82 55	152	H	Kent St.	73 60
												204	H	Howard	85 63	219	A	El on	100 69
												273	H	UNC Greensboro	83 62				
LAST 12 Division I GAMES:																			
204	H	Howard	85 63	149	H	UNCW	82 55												
30	N	Auburn	81 86	56	H	Maine	73 85												
111	N	Ri ce	71 50	144	A	Ohio St.	69 76												
273	H	UNC Greensboro	83 62	23	N	Kentucky	75 85												
52	A	Col orado	74 86	148	N	South Fla.	71 69												
141	H	VCU	59 47	37	N	UCLA	83 49												

Non-Div I Games:

North Carolina

■ Loss, ■ Non-Conf, S Site, H Home A Away N Neutral

Average RPI Win:	283	WON-LOST	WINNING	LAST 10	STRENGTH OF	OPP. STRENGTH	TEAM	ADJ.	CONF.	ADJ CONF.
Average RPI Loss:	119	RECORD	PCT. RANK	GAMES	SCHEDULE	OF SCHEDULE	RPI	RPI	RPI	RPI
DIV. I ONLY	5- 8	222	5-5	212	151	190	190	18	18	
DIV. I NON-CONF.	4- 8	241	0- 0	160	118	181	181	17	17	

TOTALS	RPI 1-25	RPI 26-50	W-L RECORDS	RPI 51-100	RPI 101-150	RPI 150+				
5- 8	0- 2	0- 0	OVERALL	0- 1	0- 2	5- 3				
1- 1	0- 0	0- 0	HOME	0- 0	0- 0	1- 1				
2- 7	0- 2	0- 0	AWAY	0- 1	0- 2	2- 2				
2- 0	0- 0	0- 0	NEUTRAL	0- 0	0- 0	2- 0				
4- 8	0- 2	0- 0	NON-CONFERENCE	0- 1	0- 2	4- 3				
0- 1	0- 0	0- 0	HOME	0- 0	0- 0	0- 1				
2- 7	0- 2	0- 0	AWAY	0- 1	0- 2	2- 2				
2- 0	0- 0	0- 0	NEUTRAL	0- 0	0- 0	2- 0				
1- 0	0- 0	0- 0	CONFERENCE	0- 0	0- 0	1- 0				
1- 0	0- 0	0- 0	HOME	0- 0	0- 0	1- 0				
0- 0	0- 0	0- 0	AWAY	0- 0	0- 0	0- 0				
0- 0	0- 0	0- 0	NEUTRAL	0- 0	0- 0	0- 0				

RPI 1-25				RPI 26-50				RPI 51-100				RPI 101+				Team's RPI: 190
RPI	S	Opponent	Score	RPI	S	Opponent	Score	RPI	S	Opponent	Score	RPI	S	Opponent	Score	
5	A	Syracuse	49 85					74	A	UNI	60 64	102	A	Penn St.	68 75	
6	A	Iowa St.	35 87									147	A	Rhode Island	63 77	
												187	H	Milwaukee	46 64	
												195	A	Illinois St.	55 67	
												212	A	Massachusetts	59 52	
												228	N	San Francisco	100 97	
												238	A	Stetson	63 74	
												306	A	Valparaiso	62 56	
												324	N	Western Mich.	62 50	
												346	H	Purdue Fort Wayne	79 60	
LAST 12 Division I GAMES:																
346	H	Purdue Fort Wayne	79 60	6	A	Iowa St.	35 87	187	H	Milwaukee	46 64	102	A	Penn St.	68 75	
228	N	San Francisco	100 97	74	A	UNI	60 64	212	A	Massachusetts	59 52	147	A	Rhode Island	63 77	
324	N	Western Mich.	62 50	212	A	Massachusetts	59 52	147	A	Rhode Island	63 77	102	A	Penn St.	68 75	
238	A	Stetson	63 74	195	A	Illinois St.	55 67									
195	A	Illinois St.	55 67	306	A	Valparaiso	62 56									

Non-Div I Games: Mayville St. 84 50

North Dakota

Average RPI Win:	322	WON-LOST	WINNING	LAST 10	STRENGTH OF	OPP. STRENGTH	TEAM	ADJ.	CONF.	ADJ CONF.
Average RPI Loss:	144	RECORD	PCT. RANK	GAMES	SCHEDULE	OF SCHEDULE	RPI	RPI	RPI	RPI
DIV. I ONLY	3- 10	278	2-8	276	170	316	316	18	18	
DIV. I NON-CONF.	2- 9	296	0- 0	284	151	326	326	17	17	

TOTALS	RPI 1-25	RPI 26-50	W-L RECORDS	RPI 51-100	RPI 101-150	RPI 150+				
3- 10	0- 1	0- 0	OVERALL	0- 3	0- 1	3- 5				
2- 4	0- 1	0- 0	HOME	0- 1	0- 0	2- 2				
1- 4	0- 0	0- 0	AWAY	0- 2	0- 1	1- 1				
0- 2	0- 0	0- 0	NEUTRAL	0- 0	0- 0	0- 2				
2- 9	0- 0	0- 0	NON-CONFERENCE	0- 3	0- 1	2- 5				
1- 3	0- 0	0- 0	HOME	0- 1	0- 0	1- 2				
1- 4	0- 0	0- 0	AWAY	0- 2	0- 1	1- 1				
0- 2	0- 0	0- 0	NEUTRAL	0- 0	0- 0	0- 2				
1- 1	0- 1	0- 0	CONFERENCE	0- 0	0- 0	1- 0				
1- 1	0- 1	0- 0	HOME	0- 0	0- 0	1- 0				
0- 0	0- 0	0- 0	AWAY	0- 0	0- 0	0- 0				
0- 0	0- 0	0- 0	NEUTRAL	0- 0	0- 0	0- 0				

RPI 1-25				RPI 26-50				RPI 51-100				RPI 101+				Team's RPI: 316
RPI	S	Opponent	Score	RPI	S	Opponent	Score	RPI	S	Opponent	Score	RPI	S	Opponent	Score	
15	H	South Dakota	41 67					60	H	Creighton	51 86	130	A	Wisconsin	53 64	
								66	A	Pacific	68 75	170	H	UMKC	59 69	
								89	A	Northern Ill.	63 81	187	H	Milwaukee	55 57	
												228	N	San Francisco	42 75	
												238	A	Stetson	59 60	
												258	N	North Texas	78 92	
												306	A	Valparaiso	51 48	
												315	H	New Hampshire	56 51	
												346	H	Purdue Fort Wayne	70 54	
LAST 12 Division I GAMES:																
15	H	South Dakota	41 67	306	A	Valparaiso	51 48	187	H	Milwaukee	55 57	170	H	UMKC	59 69	
346	H	Purdue Fort Wayne	70 54	89	A	Northern Ill.	63 81	258	N	North Texas	78 92	66	A	Pacific	68 75	
238	A	Stetson	59 60													
228	N	San Francisco	42 75													
130	A	Wisconsin	53 64													
315	H	New Hampshire	56 51													

Non-Div I Games: Mayville St. 49 43

North Dakota St.

Average RPI Win: 338

Average RPI Loss: 147

WON-LOST
RECORDWINNING
PCT. RANKLAST 10
GAMESSTRENGTH OF
SCHEDULEOPP. STRENGTH
OF SCHEDULETEAM
RPIADJ.
RPICONF.
RPIADJ CONF.
RPIDIV. I ONLY
DIV. I NON-CONF.3- 6
3- 6243
2415-5
0- 1283
281215
211298
299298
29928
2828
28

TOTALS

RPI 1-25

RPI 26-50

W-L RECORDS

RPI 51-100

RPI 101-150

RPI 150+

3- 6

0- 2

0- 0

OVERALL

0- 0

0- 1

3- 3

3- 1

0- 0

0- 0

HOME

0- 0

0- 0

3- 1

0- 5

0- 2

0- 0

AWAY

0- 0

0- 1

0- 2

0- 0

0- 0

0- 0

NEUTRAL

0- 0

0- 0

0- 0

3- 6

0- 2

0- 0

NON-CONFERENCE

0- 0

0- 1

3- 3

3- 1

0- 0

0- 0

HOME

0- 0

0- 0

3- 1

0- 5

0- 2

0- 0

AWAY

0- 0

0- 1

0- 2

0- 0

0- 0

0- 0

NEUTRAL

0- 0

0- 0

0- 0

0- 0

0- 0

0- 0

CONFERENCE

0- 0

0- 0

0- 0

0- 0

0- 0

0- 0

HOME

0- 0

0- 0

0- 0

0- 0

0- 0

0- 0

AWAY

0- 0

0- 0

0- 0

0- 0

0- 0

0- 0

NEUTRAL

0- 0

0- 0

0- 0

RPI 1-25

RPI 26-50

RPI 51-100

RPI 101+

Team's RPI: 298

RPI	S	Opponent	Score
12	A	Indiana	52 75
20	A	Florida St.	53 74

RPI	S	Opponent	Score
-----	---	----------	-------

RPI	S	Opponent	Score
-----	---	----------	-------

RPI	S	Opponent	Score
123	A	Colorado St.	59 61
225	A	Bethune-Cookman	60 76
246	H	Alabama A&M	62 63
255	A	Ole Miss	69 82
327	H	Florida A&M	64 53
335	H	FIU	62 53
351	H	Charleston So.	82 76

LAST 12 Division I GAMES:

255	A	Ole Miss	69	82	123	A	Colorado St.	59	61
246	H	Alabama A&M	62	63	351	H	Charleston So.	82	76
225	A	Bethune-Cookman	60	76	12	A	Indiana	52	75
335	H	FIU	62	53	327	H	Florida A&M	64	53
					20	A	Florida St.	53	74

Non-Div I Games:

Trinity Baptist

99 40

Warner

67 36

North Florida

Average RPI Win: 264

Average RPI Loss: 115

WON-LOST
RECORDWINNING
PCT. RANKLAST 10
GAMESSTRENGTH OF
SCHEDULEOPP. STRENGTH
OF SCHEDULETEAM
RPIADJ.
RPICONF.
RPIADJ CONF.
RPIDIV. I ONLY
DIV. I NON-CONF.4- 5
4- 5191
1896-4
0- 0253
251112
114258
257258
25719
1919
19

TOTALS

RPI 1-25

RPI 26-50

W-L RECORDS

RPI 51-100

RPI 101-150

RPI 150+

4- 5
3- 2
0- 2
1- 10- 0
0- 0
0- 0
0- 00- 1
0- 0
0- 0
0- 1OVERALL
HOME
AWAY
NEUTRAL0- 2
0- 1
0- 1
0- 00- 1
0- 1
0- 0
0- 04- 1
3- 0
0- 1
1- 04- 5
3- 2
0- 2
1- 10- 0
0- 0
0- 0
0- 00- 1
0- 0
0- 0
0- 1NON-CONFERENCE
HOME
AWAY
NEUTRAL0- 2
0- 1
0- 1
0- 00- 1
0- 1
0- 0
0- 04- 1
3- 0
0- 1
1- 00- 0
0- 0
0- 0
0- 00- 0
0- 0
0- 0
0- 00- 0
0- 0
0- 0
0- 0CONFERENCE
HOME
AWAY
NEUTRAL0- 0
0- 0
0- 0
0- 00- 0
0- 0
0- 0
0- 00- 0
0- 0
0- 0
0- 0

RPI 1-25

RPI 26-50

RPI 51-100

RPI 101+

Team's RPI: 258

RPI S Opponent Score

RPI S Opponent Score

34 N Wyoming 49 53

RPI S Opponent Score

68 A Kansas St. 42 60

77 H Texas 54 64

RPI S Opponent Score

146 H Utah St. 41 57

151 H Missouri St. 83 76

250 A SMU 66 73

275 H Houston Baptist 100 75

313 H CSU Bakersfield 71 59

316 N North Dakota St. 92 78

LAST 12 Division I GAMES:

146 H Utah St. 41 57

275 H Houston Baptist 100 75

151 H Missouri St. 83 76

250 A SMU 66 73

316 N North Dakota St. 92 78

34 N Wyoming 49 53

313 H CSU Bakersfield 71 59

68 A Kansas St. 42 60

77 H Texas 54 64

Non-Div I Games:

Mid-Amer. Christian 82 35

Xavier (LA)

59 46

Okla. Panhandle

93 52

North Texas

Loss, Non-Conf, S Site, H Home A Away N Neutral

Average RPI	Win:	180	WON-LOST	WINNING	LAST 10	STRENGTH OF	OPP. STRENGTH	TEAM	ADJ.	CONF.	ADJ CONF.
Average RPI	Loss:	95	RECORD	PCT. RANK	GAMES	SCHEDULE	OF SCHEDULE	RPI	RPI	RPI	RPI
DIV. I ONLY		10- 1		22	9-1	209	77	35	35	14	14
DIV. I NON-CONF.		10- 1		19	1- 0	200	76	33	33	14	14

TOTALS	RPI 1-25		RPI 26-50		W-L RECORDS	RPI 51-100		RPI 101-150		RPI 150+	
10- 1	0- 0		0- 0		OVERALL	2- 1		2- 0		6- 0	
6- 0	0- 0		0- 0		HOME	1- 0		1- 0		4- 0	
4- 1	0- 0		0- 0		AWAY	1- 1		1- 0		2- 0	
0- 0	0- 0		0- 0		NEUTRAL	0- 0		0- 0		0- 0	
10- 1	0- 0		0- 0		NON-CONFERENCE	2- 1		2- 0		6- 0	
6- 0	0- 0		0- 0		HOME	1- 0		1- 0		4- 0	
4- 1	0- 0		0- 0		AWAY	1- 1		1- 0		2- 0	
0- 0	0- 0		0- 0		NEUTRAL	0- 0		0- 0		0- 0	
0- 0	0- 0		0- 0		CONFERENCE	0- 0		0- 0		0- 0	
0- 0	0- 0		0- 0		HOME	0- 0		0- 0		0- 0	
0- 0	0- 0		0- 0		AWAY	0- 0		0- 0		0- 0	
0- 0	0- 0		0- 0		NEUTRAL	0- 0		0- 0		0- 0	

RPI 1-25				RPI 26-50				Team's RPI: 35				RPI 51-100				RPI 101+			
RPI	S	Opponent	Score	RPI	S	Opponent	Score					RPI	S	Opponent	Score	RPI	S	Opponent	Score
												56	H	Maine	63 55	114	H	Fordham	58 54
												69	A	Dayton	84 79	134	A	Providence	65 59
												95	A	Marist	84 90	183	H	Air Force	54 41
																199	H	Boston U.	81 51
																212	H	Massachusetts	53 52
																245	A	Florida	79 66
																277	A	Fairfield	59 50
																315	H	New Hampshire	69 54

										LAST 12 Division I GAMES:									
212	H	Massachusetts	53 52	56	H	Maine	63 55			95	A	Marist	84 90	134	A	Providence	65 59		
245	A	Florida	79 66							277	A	Fairfield	59 50	199	H	Boston U.	81 51		
183	H	Air Force	54 41																
315	H	New Hampshire	69 54																
69	A	Dayton	84 79																
114	H	Fordham	58 54																

Non-Div I Games:

Northeastern

Average RPI Win: 203
Average RPI Loss: 116

WON-LOST
RECORD

WINNING
PCT. RANK

LAST 10
GAMES

STRENGTH OF
SCHEDULE

OPP. STRENGTH
OF SCHEDULE

TEAM
RPI

ADJ.
RPI

CONF.
RPI

ADJ CONF.
RPI

DIV. I ONLY	4- 7	229	3-7	132	103	176	176	11	11
DIV. I NON-CONF.	4- 5	189	0- 1	137	112	152	152	11	11

TOTALS	RPI 1-25	RPI 26-50	W-L RECORDS	RPI 51-100	RPI 101-150	RPI 150+			
4- 7	0- 0	0- 1	OVERALL	0- 2	2- 3	2- 1			
2- 1	0- 0	0- 1	HOME	0- 0	1- 0	1- 0			
2- 5	0- 0	0- 0	AWAY	0- 2	1- 3	1- 0			
0- 1	0- 0	0- 0	NEUTRAL	0- 0	0- 0	0- 1			
4- 5	0- 0	0- 1	NON-CONFERENCE	0- 1	2- 2	2- 1			
2- 1	0- 0	0- 1	HOME	0- 0	1- 0	1- 0			
2- 3	0- 0	0- 0	AWAY	0- 1	1- 2	1- 0			
0- 1	0- 0	0- 0	NEUTRAL	0- 0	0- 0	0- 1			
0- 2	0- 0	0- 0	CONFERENCE	0- 1	0- 1	0- 0			
0- 0	0- 0	0- 0	HOME	0- 0	0- 0	0- 0			
0- 2	0- 0	0- 0	AWAY	0- 1	0- 1	0- 0			
0- 0	0- 0	0- 0	NEUTRAL	0- 0	0- 0	0- 0			

RPI	S	Opponent	Score	RPI	S	Opponent	Score	RPI	S	Opponent	Score	RPI	S	Opponent	Score	Team's RPI: 176
27	H	New Mexico	55 84	82	A	Montana	62 78	113	H	Fresno St.	86 73	115	A	Loyola Marymount	63 62	
				84	A	Ari zona	47 71	118	A	Washington	59 81	123	A	Colorado St.	54 65	
								128	A	Montana St.	70 80	250	N	SMU	48 55	
								267	H	California Baptist	91 88	317	A	Seattle U	65 58	

LAST 12 Division I GAMES:																
123	A	Colorado St.	54 65	250	N	SMU	48 55									
115	A	Loyola Marymount	63 62	128	A	Montana St.	70 80									
267	H	California Baptist	91 88	82	A	Montana	62 78									
118	A	Washington	59 81	84	A	Ari zona	47 71									
317	A	Seattle U	65 58	27	H	New Mexico	55 84									
113	H	Fresno St.	86 73													

Non-Div I Games:

Northern Ariz.

Loss, Non-Conf, S Site, H Home A Away N Neutral

Average RPI Win:	186	WON-LOST	WINNING	LAST 10	STRENGTH OF	OPP. STRENGTH	TEAM	ADJ.	CONF.	ADJ CONF.
Average RPI Loss:	85	RECORD	PCT. RANK	GAMES	SCHEDULE	OF SCHEDULE	RPI	RPI	RPI	RPI
DIV. I ONLY	7- 4	108	7-3	98	102	51	51	11	11	
DIV. I NON-CONF.	5- 4	140	0- 0	125	56	73	73	11	11	
<hr/>										
TOTALS	RPI 1-25	RPI 26-50	W-L RECORDS	RPI 51-100	RPI 101-150	RPI 150+				
7- 4	0- 0	0- 1	OVERALL	0- 2	2- 0	5- 1				
5- 0	0- 0	0- 0	HOME	0- 0	1- 0	4- 0				
2- 4	0- 0	0- 1	AWAY	0- 2	1- 0	1- 1				
0- 0	0- 0	0- 0	NEUTRAL	0- 0	0- 0	0- 0				
5- 4	0- 0	0- 1	NON-CONFERENCE	0- 2	2- 0	3- 1				
3- 0	0- 0	0- 0	HOME	0- 0	1- 0	2- 0				
2- 4	0- 0	0- 1	AWAY	0- 2	1- 0	1- 1				
0- 0	0- 0	0- 0	NEUTRAL	0- 0	0- 0	0- 0				
2- 0	0- 0	0- 0	CONFERENCE	0- 0	0- 0	2- 0				
2- 0	0- 0	0- 0	HOME	0- 0	0- 0	2- 0				
0- 0	0- 0	0- 0	AWAY	0- 0	0- 0	0- 0				
0- 0	0- 0	0- 0	NEUTRAL	0- 0	0- 0	0- 0				

RPI 1-25				RPI 26-50				RPI 51-100				Team's RPI: 51				RPI 101+			
RPI	S	Opponent	Score	RPI	S	Opponent	Score	RPI	S	Opponent	Score	RPI	S	Opponent	Score	RPI	S	Opponent	Score
				47	A	BYU	50 70					52	A	Colorado	69 77	121	H	Chattanooga	68 65
												59	A	LSU	57 62	123	A	Colorado St.	53 47
																174	H	Portland St.	79 63
																183	A	Air Force	57 69
																189	H	Denver	74 66
																216	H	Sacramento St.	82 69
																228	A	San Francisco	68 63
																250	H	SMU	58 57
LAST 12 Division I GAMES:																			
				228	A	San Francisco	68 63					174	H	Portland St.	79 63				
				123	A	Colorado St.	53 47					216	H	Sacramento St.	82 69				
				189	H	Denver	74 66					47	A	BYU	50 70				
				59	A	LSU	57 62					121	H	Chattanooga	68 65				
				52	A	Colorado	69 77					250	H	SMU	58 57				
												183	A	Air Force	57 69				

Northern Colo.

Northern Colo.

Non-Div I Games:

Northern Colo.

Average RPI Win:	222	WON-LOST	WINNING	LAST 10	STRENGTH OF	OPP. STRENGTH	TEAM	ADJ.	CONF.	ADJ CONF.
Average RPI Loss:	54	RECORD	PCT. RANK	GAMES	SCHEDULE	OF SCHEDULE	RPI	RPI	RPI	RPI
DIV. I ONLY	8- 4	91	7-3	168	101	89	89	9	9	
DIV. I NON-CONF.	8- 4	91	1- 0	167	100	87	87	9	9	

TOTALS	RPI 1-25	RPI 26-50	W-L RECORDS	RPI 51-100	RPI 101-150	RPI 150+				
8- 4	0- 2	0- 0	OVERALL	1- 1	1- 1	6- 0				
6- 0	0- 0	0- 0	HOME	1- 0	1- 0	4- 0				
0- 4	0- 2	0- 0	AWAY	0- 1	0- 1	0- 0				
2- 0	0- 0	0- 0	NEUTRAL	0- 0	0- 0	2- 0				
8- 4	0- 2	0- 0	NON-CONFERENCE	1- 1	1- 1	6- 0				
6- 0	0- 0	0- 0	HOME	1- 0	1- 0	4- 0				
0- 4	0- 2	0- 0	AWAY	0- 1	0- 1	0- 0				
2- 0	0- 0	0- 0	NEUTRAL	0- 0	0- 0	2- 0				
0- 0	0- 0	0- 0	CONFERENCE	0- 0	0- 0	0- 0				
0- 0	0- 0	0- 0	HOME	0- 0	0- 0	0- 0				
0- 0	0- 0	0- 0	AWAY	0- 0	0- 0	0- 0				
0- 0	0- 0	0- 0	NEUTRAL	0- 0	0- 0	0- 0				

RPI	S	Opponent	Score	RPI	S	Opponent	Score	RPI	S	Opponent	Score	RPI	S	Opponent	Score
6	A	Iowa St.	60 70					74	H	UNI	70 59	117	A	Southern Ill.	73 82
12	A	Indiana	73 91					82	A	Montana	70 86	125	H	Yale	89 80
												194	H	Eastern Ill.	78 59
												226	N	Nevada	98 69
												247	N	Western Ill.	86 61
												265	H	Brown	109 102
												316	H	North Dakota St.	81 63
												331	H	Chicago St.	114 52

LAST 12 Division I GAMES:															
226	N	Nevada	98 69	74	H	UNI	70 59	6	A	Iowa St.	60 70	265	H	Brown	109 102
117	A	Southern Ill.	73 82					331	H	Chicago St.	114 52	194	H	Eastern Ill.	78 59
82	A	Montana	70 86					247	N	Western Ill.	86 61				
316	H	North Dakota St.	81 63												
12	A	Indiana	73 91												
125	H	Yale	89 80												

Non-Div I Games:

Northern Ill.

Average RPI Win: 330
Average RPI Loss: 166

WON-LOST
RECORD

WINNING
PCT. RANK

LAST 10
GAMES

STRENGTH OF
SCHEDULE

OPP. STRENGTH
OF SCHEDULE

TEAM
RPI

ADJ.
RPI

CONF.
RPI

ADJ CONF.
RPI

DIV. I ONLY	1- 10	328	1-9	154	299	299	299	17	17
DIV. I NON-CONF.	0- 9	336	0- 0	98	327	321	321	16	16
TOTALS	RPI 1-25	RPI 26-50	W-L RECORDS	RPI 51-100	RPI 101-150	RPI 150+			
1- 10	0- 1	0- 1	OVERALL	0- 0	0- 2	1- 6			
0- 2	0- 0	0- 1	HOME	0- 0	0- 0	0- 1			
1- 5	0- 1	0- 0	AWAY	0- 0	0- 2	1- 2			
0- 3	0- 0	0- 0	NEUTRAL	0- 0	0- 0	0- 3			
0- 9	0- 1	0- 1	NON-CONFERENCE	0- 0	0- 1	0- 6			
0- 2	0- 0	0- 1	HOME	0- 0	0- 0	0- 1			
0- 4	0- 1	0- 0	AWAY	0- 0	0- 1	0- 2			
0- 3	0- 0	0- 0	NEUTRAL	0- 0	0- 0	0- 3			
1- 1	0- 0	0- 0	CONFERENCE	0- 0	0- 1	1- 0			
0- 0	0- 0	0- 0	HOME	0- 0	0- 0	0- 0			
1- 1	0- 0	0- 0	AWAY	0- 0	0- 1	1- 0			
0- 0	0- 0	0- 0	NEUTRAL	0- 0	0- 0	0- 0			

RPI	S	Opponent	Score
7	A	Louisville	59 92

RPI	S	Opponent	Score
46	H	Belmont	53 71

RPI	S	Opponent	Score
-----	---	----------	-------

RPI	S	Opponent	Score
104	A	IUPUI	48 70
134	A	Providence	43 48
152	A	Kent St.	61 62
195	H	Illinois St.	53 58
198	N	Pepperdine	46 51
207	N	Akron	60 77
269	N	La Salle	56 74
330	A	UIC	67 49
345	A	Austin Peay	48 52

LAST 12 Division I GAMES:

104	A	IUPUI	48	70	330	A	UIC	67	49
345	A	Austin Peay	48	52	198	N	Pepperdine	46	51
46	H	Belmont	53	71	134	A	Providence	43	48
207	N	Akron	60	77	269	N	La Salle	56	74
152	A	Kent St.	61	62	7	A	Louisville	59	92
					195	H	Illinois St.	53	58

Northern Ky.

Northern Ky.

Non-Div I Games: Alderson Broaddus 73 32

Northern Ky.

Loss, Non-Conf, S Site, H Home A Away N Neutral

Average RPI	Win:	187	WON-LOST	WINNING	LAST 10	STRENGTH OF	OPP. STRENGTH	TEAM	ADJ.	CONF.	ADJ CONF.
Average RPI	Loss:	42	RECORD	PCT. RANK	GAMES	SCHEDULE	OF SCHEDULE	RPI	RPI	RPI	RPI
DIV. I ONLY		8- 5		115	5-5	68	62	75	75	3	3
DIV. I NON-CONF.		7- 4		109	0- 1	97	71	82	82	3	3

TOTALS	RPI 1-25		RPI 26-50		W-L RECORDS	RPI 51-100		RPI 101-150		RPI 150+	
8- 5	0- 2		2- 2		OVERALL	1- 1		0- 0		5- 0	
5- 2	0- 1		1- 0		HOME	1- 1		0- 0		3- 0	
2- 2	0- 1		1- 1		AWAY	0- 0		0- 0		1- 0	
1- 1	0- 0		0- 1		NEUTRAL	0- 0		0- 0		1- 0	
7- 4	0- 1		2- 2		NON-CONFERENCE	1- 1		0- 0		4- 0	
4- 2	0- 1		1- 0		HOME	1- 1		0- 0		2- 0	
2- 1	0- 0		1- 1		AWAY	0- 0		0- 0		1- 0	
1- 1	0- 0		0- 1		NEUTRAL	0- 0		0- 0		1- 0	
1- 1	0- 1		0- 0		CONFERENCE	0- 0		0- 0		1- 0	
1- 0	0- 0		0- 0		HOME	0- 0		0- 0		1- 0	
0- 1	0- 1		0- 0		AWAY	0- 0		0- 0		0- 0	
0- 0	0- 0		0- 0		NEUTRAL	0- 0		0- 0		0- 0	

RPI 1-25				RPI 26-50				RPI 51-100 Team's RPI: 75				RPI 101+			
RPI	S	Opponent	Score	RPI	S	Opponent	Score	RPI	S	Opponent	Score	RPI	S	Opponent	Score
16	H	Marquette	57 76	28	A	Green Bay	57 55	90	H	Pittsburgh	49 52	177	H	Illinois	68 45
24	A	Rutgers	41 45	32	N	Kansas	57 66	98	H	UT Martin	90 64	244	N	Wichita St.	65 43
				39	H	Duke	84 58					245	A	Florida	83 74
				49	A	DePaul	60 76					330	H	UIC	87 44
												331	H	Chicago St.	97 35

LAST 12 Division I GAMES:															
32	N	Kansas	57 66	24	A	Rutgers	41 45								
177	H	Illinois	68 45	244	N	Wichita St.	65 43								
98	H	UT Martin	90 64	331	H	Chicago St.	97 35								
245	A	Florida	83 74	16	H	Marquette	57 76								
330	H	UIC	87 44	49	A	DePaul	60 76								
39	H	Duke	84 58	90	H	Pittsburgh	49 52								

Non-Div I Games:

Northwestern

Average RPI Win: 350
Average RPI Loss: 157

WON-LOST
RECORD

WINNING
PCT. RANK

LAST 10
GAMES

STRENGTH OF
SCHEDULE

OPP. STRENGTH
OF SCHEDULE

TEAM
RPI

ADJ.
RPI

CONF.
RPI

ADJ CONF.
RPI

DIV. I ONLY
DIV. I NON-CONF.

1- 6
1- 6

318
318

5-5
0- 0

202
194

263
258

321
322

321
322

22
22

22
22

TOTALS

RPI 1-25

RPI 26-50

W-L RECORDS

RPI 51-100

RPI 101-150

RPI 150+

1- 6

0- 0

0- 0

OVERALL

0- 3

0- 1

1- 2

1- 1

0- 0

0- 0

HOME

0- 0

0- 0

1- 1

0- 5

0- 0

0- 0

AWAY

0- 3

0- 1

0- 1

0- 0

0- 0

0- 0

NEUTRAL

0- 0

0- 0

0- 0

1- 6

0- 0

0- 0

NON-CONFERENCE

0- 3

0- 1

1- 2

1- 1

0- 0

0- 0

HOME

0- 0

0- 0

1- 1

0- 5

0- 0

0- 0

AWAY

0- 3

0- 1

0- 1

0- 0

0- 0

0- 0

NEUTRAL

0- 0

0- 0

0- 0

0- 0

0- 0

0- 0

CONFERENCE

0- 0

0- 0

0- 0

0- 0

0- 0

0- 0

HOME

0- 0

0- 0

0- 0

0- 0

0- 0

0- 0

AWAY

0- 0

0- 0

0- 0

0- 0

0- 0

0- 0

NEUTRAL

0- 0

0- 0

0- 0

RPI 1-25

RPI 26-50

RPI 51-100

RPI 101+






Team's RPI: 321








RPI S Opponent Score

RPI S Opponent Score














RPI S Opponent Score

RPI S Opponent Score

53  Arkansas 53  98
77  Texas 66  104
99  Alabama 73  87

142  Oklahoma 56  93
252  Southern Miss. 54  69
318  La. -Monroe 55  63
350  Alcorn 78 65

LAST 12 Division I GAMES:

77  Texas 66  104
99  Alabama 73  87
318  La. -Monroe 55  63
252  Southern Miss. 54  69
350  Alcorn 78 65
142  Oklahoma 56  93
53  Arkansas 53  98

Non-Div I Games:

Loyola (LA)

71 66

Central Baptist

82 56






LeTourneau

100 40

Centenary (LA)

94 51

Northwestern St.

 Loss,  Non-Conf,  S Site,  H Home  A Away N Neutral

Average RPI	Win:	82	WON-LOST	WINNING	LAST 10	STRENGTH OF	OPP. STRENGTH	TEAM	ADJ.	CONF.	ADJ CONF.
Average RPI	Loss:	2	RECORD	PCT. RANK	GAMES	SCHEDULE	OF SCHEDULE	RPI	RPI	RPI	RPI
DIV. I ONLY		12- 1		11	9-1	3	36	1	1	1	1
DIV. I NON-CONF.		12- 1		11	1- 0	3	40	1	1	1	1

TOTALS	RPI 1-25		RPI 26-50		W-L RECORDS	RPI 51-100		RPI 101-150		RPI 150+	
12- 1	4- 1		1- 0		OVERALL	4- 0		1- 0		2- 0	
6- 1	1- 1		0- 0		HOME	2- 0		1- 0		2- 0	
3- 0	1- 0		1- 0		AWAY	1- 0		0- 0		0- 0	
3- 0	2- 0		0- 0		NEUTRAL	1- 0		0- 0		0- 0	
12- 1	4- 1		1- 0		NON-CONFERENCE	4- 0		1- 0		2- 0	
6- 1	1- 1		0- 0		HOME	2- 0		1- 0		2- 0	
3- 0	1- 0		1- 0		AWAY	1- 0		0- 0		0- 0	
3- 0	2- 0		0- 0		NEUTRAL	1- 0		0- 0		0- 0	
0- 0	0- 0		0- 0		CONFERENCE	0- 0		0- 0		0- 0	
0- 0	0- 0		0- 0		HOME	0- 0		0- 0		0- 0	
0- 0	0- 0		0- 0		AWAY	0- 0		0- 0		0- 0	
0- 0	0- 0		0- 0		NEUTRAL	0- 0		0- 0		0- 0	

RPI	S	Opponent	Score	RPI	S	Opponent	Score	RPI	S	Opponent	Score	RPI	S	Opponent	Score
2	H	UConn	71 89	49	A	DePaul	101 77	70	N	Oregon St.	91 81	139	H	Lehigh	95 68
9	N	Gonzaga	81 65					81	A	Toledo	72 56	157	H	Western Ky.	94 53
10	N	Drake	82 64					86	H	Harvard	103 58	263	H	Binghamton	103 53
11	H	Iowa	105 71					88	H	Penn	75 55				
16	A	Marquette	87 63												

LAST 12 Division I GAMES:															
10	N	Drake	82 64	70	N	Oregon St.	91 81	2	H	UConn	71 89	11	H	Iowa	105 71
139	H	Lehigh	95 68					9	N	Gonzaga	81 65	49	A	DePaul	101 77
16	A	Marquette	87 63					88	H	Penn	75 55				
157	H	Western Ky.	94 53												
263	H	Binghamton	103 53												
81	A	Toledo	72 56												

Non-Div I Games:

Notre Dame

Average RPI Win: 329

Average RPI Loss: 118

WON-LOST
RECORDWINNING
PCT. RANKLAST 10
GAMESSTRENGTH OF
SCHEDULEOPP. STRENGTH
OF SCHEDULETEAM
RPIADJ.
RPICONF.
RPIADJ CONF.
RPIDIV. I ONLY
DIV. I NON-CONF.1- 10
1- 8328
3222-8
0- 018
8306
324240
207240
20717
1617
16

TOTALS

RPI 1-25

RPI 26-50

W-L RECORDS

RPI 51-100

RPI 101-150

RPI 150+

1- 10

0- 2

0- 1

OVERALL

0- 1

0- 2

1- 4

1- 5

0- 2

0- 0

HOME

0- 1

0- 1

1- 1

0- 4

0- 0

0- 1

AWAY

0- 0

0- 1

0- 2

0- 1

0- 0

0- 0

NEUTRAL

0- 0

0- 0

0- 1

1- 8

0- 2

0- 1

NON-CONFERENCE

0- 1

0- 1

1- 3

1- 3

0- 2

0- 0

HOME

0- 1

0- 0

1- 0

0- 4

0- 0

0- 1

AWAY

0- 0

0- 1

0- 2

0- 1

0- 0

0- 0

NEUTRAL

0- 0

0- 0

0- 1

0- 2

0- 0

0- 0

CONFERENCE

0- 0

0- 1

0- 1

0- 2

0- 0

0- 0

HOME

0- 0

0- 1

0- 1

0- 0

0- 0

0- 0

AWAY

0- 0

0- 0

0- 0

0- 0

0- 0

0- 0

NEUTRAL

0- 0

0- 0

0- 0

RPI 1-25

RPI 26-50

RPI 51-100

RPI 101+

Team's RPI: 240

RPI	S	Opponent	Score
12	H	Indiana	32 59
21	H	Michigan St.	58 102

RPI	S	Opponent	Score
43	A	Central Mich.	61 104

RPI	S	Opponent	Score
67	H	Michigan	59 85

RPI	S	Opponent	Score
124	H	Youngstown St.	55 69
137	A	Bradley	64 73
152	A	Kent St.	65 75
195	A	Illinois St.	56 62
207	N	Akron	65 85
220	H	Cleveland St.	62 64
329	H	Cani si us	71 60

LAST 12 Division I GAMES:

220	H	Cleveland St.	62 64	124	H	Youngstown St.	55 69
67	H	Michigan	59 85	152	A	Kent St.	65 75
21	H	Michigan St.	58 102	207	N	Akron	65 85
137	A	Bradley	64 73	12	H	Indiana	32 59
195	A	Illinois St.	56 62	43	A	Central Mich.	61 104
329	H	Cani si us	71 60				

Non-Div I Games:

Grace Bible (MI)

94 48

Rochester College

64 46

Oakland

Average RPI Win:	183	WON-LOST	WINNING	LAST 10	STRENGTH OF	OPP. STRENGTH	TEAM	ADJ.	CONF.	ADJ CONF.
Average RPI Loss:	0	RECORD	PCT. RANK	GAMES	SCHEDULE	OF SCHEDULE	RPI	RPI	RPI	RPI
DIV. I ONLY	11- 0	1	10-0	335	2	61	61	9	9	
DIV. I NON-CONF.	11- 0	1	1- 0	334	3	60	60	9	9	

TOTALS	RPI 1-25	RPI 26-50	W-L RECORDS	RPI 51-100	RPI 101-150	RPI 150+				
11- 0	0- 0	1- 0	OVERALL	1- 0	2- 0	7- 0				
6- 0	0- 0	0- 0	HOME	1- 0	1- 0	4- 0				
3- 0	0- 0	0- 0	AWAY	0- 0	1- 0	2- 0				
2- 0	0- 0	1- 0	NEUTRAL	0- 0	0- 0	1- 0				
11- 0	0- 0	1- 0	NON-CONFERENCE	1- 0	2- 0	7- 0				
6- 0	0- 0	0- 0	HOME	1- 0	1- 0	4- 0				
3- 0	0- 0	0- 0	AWAY	0- 0	1- 0	2- 0				
2- 0	0- 0	1- 0	NEUTRAL	0- 0	0- 0	1- 0				
0- 0	0- 0	0- 0	CONFERENCE	0- 0	0- 0	0- 0				
0- 0	0- 0	0- 0	HOME	0- 0	0- 0	0- 0				
0- 0	0- 0	0- 0	AWAY	0- 0	0- 0	0- 0				
0- 0	0- 0	0- 0	NEUTRAL	0- 0	0- 0	0- 0				

RPI	S	Opponent	Score	RPI	S	Opponent	Score	RPI	S	Opponent	Score	RPI	S	Opponent	Score
				26	N	Lamar University	87 62	73	H	Purdue	80 73	104	A	IUPUI	73 66
												149	H	UNCW	95 72
												182	A	American	77 67
												220	H	Cleveland St.	72 54
												241	H	Coppin St.	87 62
												242	H	Eastern Ky.	100 60
												248	N	St. Bonaventure	70 53
												263	H	Binghamton	86 49
												266	A	Richmond	109 58

LAST 12 Division I GAMES:															
104	A	IUPUI	73 66	182	A	American	77 67	266	A	Richmond	109 58	242	H	Eastern Ky.	100 60
241	H	Coppin St.	87 62	266	A	Richmond	109 58	242	H	Eastern Ky.	100 60	263	H	Binghamton	86 49
73	H	Purdue	80 73	242	H	Eastern Ky.	100 60	263	H	Binghamton	86 49	149	H	UNCW	95 72
220	H	Cleveland St.	72 54	263	H	Binghamton	86 49								
26	N	Lamar University	87 62	149	H	UNCW	95 72								
248	N	St. Bonaventure	70 53												

Non-Div I Games:

Ohio

Average RPI Win: 189

Average RPI Loss: 66

WON-LOST
RECORDWINNING
PCT. RANKLAST 10
GAMESSTRENGTH OF
SCHEDULEOPP. STRENGTH
OF SCHEDULETEAM
RPIADJ.
RPICONF.
RPIADJ CONF.
RPIDIV. I ONLY
DIV. I NON-CONF.4- 7
4- 5229
1894-6
0- 023
2248
74144
107144
1073
33
3

TOTALS

RPI 1-25

RPI 26-50

W-L RECORDS

RPI 51-100

RPI 101-150

RPI 150+

4- 7 0- 2
4- 2 0- 0
0- 3 0- 1
0- 2 0- 11- 1
1- 0
0- 0
0- 1OVERALL
HOME
AWAY
NEUTRAL0- 2
0- 1
0- 1
0- 01- 2
1- 1
0- 1
0- 02- 0
2- 0
0- 0
0- 04- 5 0- 2
4- 1 0- 0
0- 2 0- 1
0- 2 0- 11- 1
1- 0
0- 0
0- 1NON-CONFERENCE
HOME
AWAY
NEUTRAL0- 0
0- 0
0- 0
0- 01- 2
1- 1
0- 1
0- 02- 0
2- 0
0- 0
0- 00- 2 0- 0
0- 1 0- 0
0- 1 0- 0
0- 0 0- 00- 0
0- 0
0- 0
0- 0CONFERENCE
HOME
AWAY
NEUTRAL0- 2
0- 1
0- 1
0- 00- 0
0- 0
0- 0
0- 00- 0
0- 0
0- 0
0- 0

RPI 1-25

RPI	S	Opponent	Score
2	A	UConn	53 85
17	N	Butler	53 66

RPI 26-50

RPI	S	Opponent	Score
40	N	Virginia Tech	73 81
44	H	North Carolina	76 69

RPI 51-100

RPI	S	Opponent	Score
63	H	Nebraska	69 78
73	A	Purdue	42 60

RPI 101+

Team's RPI: 144

RPI	S	Opponent	Score
118	A	Washington	59 69
143	H	Cincinnati	69 56
148	H	South Fla.	47 71
245	H	Florida	46 41
322	H	Detroit Mercy	55 41

LAST 12 Division I GAMES:

17	N	Butler	53 66	63	H	Nebraska	69 78
245	H	Florida	46 41	73	A	Purdue	42 60
118	A	Washington	59 69	40	N	Virginia Tech	73 81
143	H	Cincinnati	69 56	322	H	Detroit Mercy	55 41
44	H	North Carolina	76 69	148	H	South Fla.	47 71
2	A	UConn	53 85				

Ohio St.

Ohio St.

Non-Div I Games:

Ohio St.

■ Loss, ■ Non-Conf, S Site, ■ Home ■ Away N Neutral

Average RPI Win: 184

Average RPI Loss: 31

WON-LOST
RECORDWINNING
PCT. RANKLAST 10
GAMESSTRENGTH OF
SCHEDULEOPP. STRENGTH
OF SCHEDULETEAM
RPIADJ.
RPICONF.
RPIADJ CONF.
RPIDIV. I ONLY
DIV. I NON-CONF.9- 2
9- 242
438-2
1- 0263
26216
16100
100100
1005
55
5

TOTALS

RPI 1-25

RPI 26-50

W-L RECORDS

RPI 51-100

RPI 101-150

RPI 150+

9- 2

0- 1

0- 1

OVERALL

0- 0

2- 0

7- 0

8- 1

0- 1

0- 0

HOME

0- 0

2- 0

6- 0

1- 1

0- 0

0- 1

AWAY

0- 0

0- 0

1- 0

0- 0

0- 0

0- 0

NEUTRAL

0- 0

0- 0

0- 0

9- 2

0- 1

0- 1

NON-CONFERENCE

0- 0

2- 0

7- 0

8- 1

0- 1

0- 0

HOME

0- 0

2- 0

6- 0

1- 1

0- 0

0- 1

AWAY

0- 0

0- 0

1- 0

0- 0

0- 0

0- 0

NEUTRAL

0- 0

0- 0

0- 0

0- 0

0- 0

0- 0

CONFERENCE

0- 0

0- 0

0- 0

0- 0

0- 0

0- 0

HOME

0- 0

0- 0

0- 0

0- 0

0- 0

0- 0

AWAY

0- 0

0- 0

0- 0

0- 0

0- 0

0- 0

NEUTRAL

0- 0

0- 0

0- 0

RPI 1-25

RPI 26-50

RPI 51-100 Team's RPI: 100

RPI 101+

RPI	S	Opponent	Score
25	H	Tennessee	63 76

RPI	S	Opponent	Score
37	A	UCLA	59 71

RPI	S	Opponent	Score
120	H	Oral Roberts	89 69
122	H	Grambling	86 40
161	H	Texas St.	66 55
169	H	Prairie View	70 50
175	H	Arkansas St.	62 60
178	H	UC Riverside	76 51
213	H	Samford	82 62
244	A	Wichita St.	60 47
275	H	Houston Baptist	77 44

RPI	S	Opponent	Score
120	H	Oral Roberts	89 69
122	H	Grambling	86 40
161	H	Texas St.	66 55
169	H	Prairie View	70 50
175	H	Arkansas St.	62 60
178	H	UC Riverside	76 51
213	H	Samford	82 62
244	A	Wichita St.	60 47
275	H	Houston Baptist	77 44

LAST 12 Division I GAMES:

161	H	Texas St.	66 55	122	H	Grambling	86 40
244	A	Wichita St.	60 47	120	H	Oral Roberts	89 69
213	H	Samford	82 62	37	A	UCLA	59 71
169	H	Prairie View	70 50	275	H	Houston Baptist	77 44
178	H	UC Riverside	76 51	25	H	Tennessee	63 76
175	H	Arkansas St.	62 60				

Non-Div I Games:

Oklahoma St.

■ Loss,
 ■ Non-Conf, S Site,
 ■ Home
 ■ Away
 N Neutral

Average RPI	Win:	175	WON-LOST	WINNING	LAST 10	STRENGTH OF	OPP. STRENGTH	TEAM	ADJ.	CONF.	ADJ CONF.
Average RPI	Loss:	63	RECORD	PCT. RANK	GAMES	SCHEDULE	OF SCHEDULE	RPI	RPI	RPI	RPI
DIV. I ONLY		9- 3		60	7-3	61	130	36	36	19	19
DIV. I NON-CONF.		9- 3		62	0- 1	60	126	34	34	19	19
<hr/>											
TOTALS	RPI 1-25		RPI 26-50		W-L RECORDS	RPI 51-100		RPI 101-150		RPI 150+	
9- 3	0- 1		0- 1		OVERALL	1- 0		3- 1		5- 0	
4- 1	0- 0		0- 0		HOME	0- 0		1- 1		3- 0	
3- 1	0- 1		0- 0		AWAY	1- 0		1- 0		1- 0	
2- 1	0- 0		0- 1		NEUTRAL	0- 0		1- 0		1- 0	
9- 3	0- 1		0- 1		NON-CONFERENCE	1- 0		3- 1		5- 0	
4- 1	0- 0		0- 0		HOME	0- 0		1- 1		3- 0	
3- 1	0- 1		0- 0		AWAY	1- 0		1- 0		1- 0	
2- 1	0- 0		0- 1		NEUTRAL	0- 0		1- 0		1- 0	
0- 0	0- 0		0- 0		CONFERENCE	0- 0		0- 0		0- 0	
0- 0	0- 0		0- 0		HOME	0- 0		0- 0		0- 0	
0- 0	0- 0		0- 0		AWAY	0- 0		0- 0		0- 0	
0- 0	0- 0		0- 0		NEUTRAL	0- 0		0- 0		0- 0	

RPI 1-25				RPI 26-50				Team's RPI: 36				RPI 51-100				RPI 101+			
RPI	S	Opponent	Score	RPI	S	Opponent	Score	RPI	S	Opponent	Score	RPI	S	Opponent	Score	RPI	S	Opponent	Score
8	A	NC State	56 85	48	N	Saint Mary's (CA)	65 83	65	A	Tulane	56 48	108	N	Tennessee Tech	80 73	133	H	Virginia	67 73
												141	H	VCU	60 57	143	A	Cincinnati	76 72
												173	H	William & Mary	83 69	191	A	Campbell	83 59
												232	N	Jacksonville	78 76	241	H	Coppin St.	81 51
												279	H	Norfolk St.	69 53				
LAST 12 Division I GAMES:																			
108	N	Tennessee Tech	80 73	48	N	Saint Mary's (CA)	65 83	241	H	Coppin St.	81 51	65	A	Tulane	56 48				
232	N	Jacksonville	78 76					141	H	VCU	60 57	173	H	William & Mary	83 69	8	A	NC State	56 85
133	H	Virginia	67 73																
143	A	Cincinnati	76 72																
279	H	Norfolk St.	69 53																
191	A	Campbell	83 59																

Non-Div I Games:

Old Dominion

Average RPI Win:	296	WON-LOST	WINNING	LAST 10	STRENGTH OF	OPP. STRENGTH	TEAM	ADJ.	CONF.	ADJ CONF.
Average RPI Loss:	106	RECORD	PCT. RANK	GAMES	SCHEDULE	OF SCHEDULE	RPI	RPI	RPI	RPI
DIV. I ONLY	6- 8	197	3-7	150	269	255	255	6	6	
DIV. I NON-CONF.	6- 8	199	1- 0	151	267	254	254	6	6	

TOTALS	RPI 1-25	RPI 26-50	W-L RECORDS	RPI 51-100	RPI 101-150	RPI 150+				
6- 8	0- 1	0- 0	OVERALL	0- 2	0- 2	6- 3				
6- 4	0- 0	0- 0	HOME	0- 0	0- 2	6- 2				
0- 1	0- 0	0- 0	AWAY	0- 0	0- 0	0- 1				
0- 3	0- 1	0- 0	NEUTRAL	0- 2	0- 0	0- 0				
6- 8	0- 1	0- 0	NON-CONFERENCE	0- 2	0- 2	6- 3				
6- 4	0- 0	0- 0	HOME	0- 0	0- 2	6- 2				
0- 1	0- 0	0- 0	AWAY	0- 0	0- 0	0- 1				
0- 3	0- 1	0- 0	NEUTRAL	0- 2	0- 0	0- 0				
0- 0	0- 0	0- 0	CONFERENCE	0- 0	0- 0	0- 0				
0- 0	0- 0	0- 0	HOME	0- 0	0- 0	0- 0				
0- 0	0- 0	0- 0	AWAY	0- 0	0- 0	0- 0				
0- 0	0- 0	0- 0	NEUTRAL	0- 0	0- 0	0- 0				

RPI 1-25				RPI 26-50				RPI 51-100				RPI 101+ Team's RPI: 255			
RPI	S	Opponent	Score	RPI	S	Opponent	Score	RPI	S	Opponent	Score	RPI	S	Opponent	Score
2	N	UConn	50 90					73	N	Purdue	59 70	104	H	IUPUI	58 66
								78	N	St. John's (NY)	59 64	109	H	TCU	50 55
												153	H	Troy	54 71
												163	A	Louisiana Tech	71 80
												166	H	Jacksonville St.	49 60
												218	H	Temple	62 55
												279	H	Norfolk St.	60 42
												298	H	North Florida	82 69
												310	H	Louisiana	79 57
												324	H	Western Mich.	69 66
												344	H	Savannah St.	74 51

LAST 12 Division I GAMES:															
109	H	TCU	50 55	298	H	North Florida	82 69								
78	N	St. John's (NY)	59 64	153	H	Troy	54 71								
73	N	Purdue	59 70	163	A	Louisiana Tech	71 80								
2	N	UConn	50 90	310	H	Louisiana	79 57								
324	H	Western Mich.	69 66	344	H	Savannah St.	74 51								
218	H	Temple	62 55	166	H	Jacksonville St.	49 60								

Non-Div I Games:

Average RPI Win: **319**
 Average RPI Loss: **122**

WON-LOST
RECORD

WINNING
PCT. RANK

LAST 10
GAMES

STRENGTH OF
SCHEDULE

OPP. STRENGTH
OF SCHEDULE

TEAM
RPI

ADJ.
RPI

CONF.
RPI

ADJ CONF.
RPI

DIV. I ONLY	4- 9	252	4-6	270	225	297	297	18	18
DIV. I NON-CONF.	4- 7	227	1- 0	282	213	276	276	17	17
<hr/>									
TOTALS	RPI 1-25	RPI 26-50	W-L RECORDS	RPI 51-100	RPI 101-150	RPI 150+			
4- 9	0- 0	0- 0	OVERALL	0- 3	0- 4	4- 2			
2- 4	0- 0	0- 0	HOME	0- 0	0- 3	2- 1			
1- 4	0- 0	0- 0	AWAY	0- 3	0- 1	1- 0			
1- 1	0- 0	0- 0	NEUTRAL	0- 0	0- 0	1- 1			
4- 7	0- 0	0- 0	NON-CONFERENCE	0- 3	0- 3	4- 1			
2- 2	0- 0	0- 0	HOME	0- 0	0- 2	2- 0			
1- 4	0- 0	0- 0	AWAY	0- 3	0- 1	1- 0			
1- 1	0- 0	0- 0	NEUTRAL	0- 0	0- 0	1- 1			
0- 2	0- 0	0- 0	CONFERENCE	0- 0	0- 1	0- 1			
0- 2	0- 0	0- 0	HOME	0- 0	0- 1	0- 1			
0- 0	0- 0	0- 0	AWAY	0- 0	0- 0	0- 0			
0- 0	0- 0	0- 0	NEUTRAL	0- 0	0- 0	0- 0			

RPI 1-25				RPI 26-50				RPI 51-100				RPI 101+ Team's RPI: 297			
RPI	S	Opponent	Score	RPI	S	Opponent	Score	RPI	S	Opponent	Score	RPI	S	Opponent	Score
								60	A	Creighton	51 66	120	H	Oral Roberts	56 71
								68	A	Kansas St.	46 61	128	A	Montana St.	56 59
								74	A	UNI	50 79	135	H	CSUN	52 64
												137	H	Bradley	60 80
												189	H	Denver	68 95
												191	N	Campbell	52 65
												312	H	USC Upstate	96 69
												313	H	CSU Bakersfield	53 46
												322	A	Detroit Mercy	51 42
												327	N	Florida A&M	57 50
<hr/>															
LAST 12 Division I GAMES:															
313	H	CSU Bakersfield	53 46	327	N	Florida A&M	57 50	60	A	Creighton	51 66	120	H	Oral Roberts	56 71
322	A	Detroit Mercy	51 42	189	H	Denver	68 95	74	A	UNI	50 79	128	A	Montana St.	56 59
191	N	Campbell	52 65	137	H	Bradley	60 80	68	A	Kansas St.	46 61				

Non-Div I Games: Graceland (IA) 81 39

Omaha

Average RPI Win:	214	WON-LOST	WINNING	LAST 10	STRENGTH OF	OPP. STRENGTH	TEAM	ADJ.	CONF.	ADJ CONF.
Average RPI Loss:	83	RECORD	PCT. RANK	GAMES	SCHEDULE	OF SCHEDULE	RPI	RPI	RPI	RPI

DIV. I ONLY	6- 6	164	7-3	143	86	120	120	18	18
DIV. I NON-CONF.	5- 6	176	0- 0	126	60	129	129	17	17
TOTALS	RPI 1-25	RPI 26-50	W-L RECORDS	RPI 51-100	RPI 101-150	RPI 150+			
6- 6	0- 1	0- 1	OVERALL	0- 2	0- 1	6- 1			
2- 2	0- 0	0- 0	HOME	0- 0	0- 1	2- 1			
4- 4	0- 1	0- 1	AWAY	0- 2	0- 0	4- 0			
0- 0	0- 0	0- 0	NEUTRAL	0- 0	0- 0	0- 0			
5- 6	0- 1	0- 1	NON-CONFERENCE	0- 2	0- 1	5- 1			
2- 2	0- 0	0- 0	HOME	0- 0	0- 1	2- 1			
3- 4	0- 1	0- 1	AWAY	0- 2	0- 0	3- 0			
0- 0	0- 0	0- 0	NEUTRAL	0- 0	0- 0	0- 0			
1- 0	0- 0	0- 0	CONFERENCE	0- 0	0- 0	1- 0			
0- 0	0- 0	0- 0	HOME	0- 0	0- 0	0- 0			
1- 0	0- 0	0- 0	AWAY	0- 0	0- 0	1- 0			
0- 0	0- 0	0- 0	NEUTRAL	0- 0	0- 0	0- 0			

RPI	S	Opponent	Score	RPI	S	Opponent	Score	RPI	S	Opponent	Score	RPI	S	Opponent	Score	Team's RPI: 120
11	A	Iowa	77 90	32	A	Kansas	58 70	53	A	Arkansas	61 74	119	H	UT Arlington	62 80	
								100	A	Oklahoma St.	69 89	161	A	Texas St.	81 64	
												162	A	Sam Houston St.	73 62	
												170	H	UMKC	75 64	
												181	H	Tulsa	68 76	
												217	H	Southern Utah	64 59	
												275	A	Houston Baptist	74 56	
												297	A	Omaha	71 56	
LAST 12 Division I GAMES:																
53	A	Arkansas	61 74	297	A	Omaha	71 56									
161	A	Texas St.	81 64	100	A	Oklahoma St.	69 89									
170	H	UMKC	75 64	275	A	Houston Baptist	74 56									
181	H	Tulsa	68 76	162	A	Sam Houston St.	73 62									
32	A	Kansas	58 70	119	H	UT Arlington	62 80									
11	A	Iowa	77 90	217	H	Southern Utah	64 59									

Non-Div I Games: Harris-Stowe 74 46 Cent. Christian (KS) 47

Oral Roberts

Average RPI Win: 104
Average RPI Loss: 21

WON-LOST
RECORD

WINNING
PCT. RANK

LAST 10
GAMES

STRENGTH OF
SCHEDULE

OPP. STRENGTH
OF SCHEDULE

TEAM
RPI

ADJ.
RPI

CONF.
RPI

ADJ CONF.
RPI

DIV. I ONLY
DIV. I NON-CONF.

10- 1
10- 1

22
19

9-1
0- 0

13
14

43
45

3
3

3
3

2
2

2
2

TOTALS

RPI 1-25

RPI 26-50

W-L RECORDS

RPI 51-100

RPI 101-150

RPI 150+

10- 1

2- 1

2- 0

OVERALL

1- 0

2- 0

3- 0

6- 0

2- 0

0- 0

HOME

1- 0

1- 0

2- 0

3- 1

0- 1

2- 0

AWAY

0- 0

1- 0

0- 0

1- 0

0- 0

0- 0

NEUTRAL

0- 0

0- 0

1- 0

10- 1

2- 1

2- 0

NON-CONFERENCE

1- 0

2- 0

3- 0

6- 0

2- 0

0- 0

HOME

1- 0

1- 0

2- 0

3- 1

0- 1

2- 0

AWAY

0- 0

1- 0

0- 0

1- 0

0- 0

0- 0

NEUTRAL

0- 0

0- 0

1- 0

0- 0

0- 0

0- 0

CONFERENCE

0- 0

0- 0

0- 0

0- 0

0- 0

0- 0

HOME

0- 0

0- 0

0- 0

0- 0

0- 0

0- 0

AWAY

0- 0

0- 0

0- 0

0- 0

0- 0

0- 0

NEUTRAL

0- 0

0- 0

0- 0

RPI 1-25

Team's RPI: 3

RPI 26-50

RPI 51-100

RPI 101+

RPI	S	Opponent	Score
5	H	Syracuse	75 73
18	H	Mississippi St.	82 74
21	A	Michigan St.	82 88

RPI	S	Opponent	Score
33	A	South Dakota St.	87 79
48	A	Saint Mary's (CA)	79 55

RPI	S	Opponent	Score
58	H	Buffalo	102 82

RPI	S	Opponent	Score
136	H	UC Irvine	115 69
146	A	Utah St.	88 58
178	N	UC Riverside	94 44
183	H	Air Force	82 36
234	H	Long Beach St.	110 48

LAST 12 Division I GAMES:

48	A	Saint Mary's (CA)	79 55	136	H	UC Irvine	115 69
178	N	UC Riverside	94 44	183	H	Air Force	82 36
58	H	Buffalo	102 82	18	H	Mississippi St.	82 74
146	A	Utah St.	88 58	33	A	South Dakota St.	87 79
5	H	Syracuse	75 73	21	A	Michigan St.	82 88
				234	H	Long Beach St.	110 48

O
r
e
g
o
n

O
r
e
g
o
n

Non-Div I Games:

Concordia Portland 110 49

Alas. Fairbanks

115 36

Oregon

Loss, Non-Conf, S Site, H Home A Away N Neutral

Average RPI Win:	181	WON-LOST	WINNING	LAST 10	STRENGTH OF	OPP. STRENGTH	TEAM	ADJ.	CONF.	ADJ CONF.
Average RPI Loss:	21	RECORD	PCT. RANK	GAMES	SCHEDULE	OF SCHEDULE	RPI	RPI	RPI	RPI
DIV. I ONLY	10- 2	35	8-2	235	15	70	70	2	2	
DIV. I NON-CONF.	10- 2	37	0- 1	231	15	68	68	2	2	

TOTALS	RPI 1-25	RPI 26-50	W-L RECORDS	RPI 51-100	RPI 101-150	RPI 150+				
10- 2	0- 1	2- 1	OVERALL	1- 0	0- 0	7- 0				
7- 0	0- 0	2- 0	HOME	0- 0	0- 0	5- 0				
0- 0	0- 0	0- 0	AWAY	0- 0	0- 0	0- 0				
3- 2	0- 1	0- 1	NEUTRAL	1- 0	0- 0	2- 0				
10- 2	0- 1	2- 1	NON-CONFERENCE	1- 0	0- 0	7- 0				
7- 0	0- 0	2- 0	HOME	0- 0	0- 0	5- 0				
0- 0	0- 0	0- 0	AWAY	0- 0	0- 0	0- 0				
3- 2	0- 1	0- 1	NEUTRAL	1- 0	0- 0	2- 0				
0- 0	0- 0	0- 0	CONFERENCE	0- 0	0- 0	0- 0				
0- 0	0- 0	0- 0	HOME	0- 0	0- 0	0- 0				
0- 0	0- 0	0- 0	AWAY	0- 0	0- 0	0- 0				
0- 0	0- 0	0- 0	NEUTRAL	0- 0	0- 0	0- 0				

RPI 1-25				RPI 26-50				RPI 51-100 Team's RPI: 70				RPI 101+			
RPI	S	Opponent	Score	RPI	S	Opponent	Score	RPI	S	Opponent	Score	RPI	S	Opponent	Score
1	N	Notre Dame	81 91	39	H	Duke	71 57	64	N	South Carolina	70 68	157	N	Western Ky.	74 60
				41	N	Texas A&M	70 76					184	H	Santa Clara	82 31
				48	H	Saint Mary's (CA)	89 56					188	H	Ark. -Pine Bluff	89 33
												243	N	Eastern Wash.	93 45
												269	H	La Salle	100 46
												301	H	Cal Poly	79 54
												313	H	CSU Bakersfield	92 52
LAST 12 Division I GAMES:															
1	N	Notre Dame	81 91	64	N	South Carolina	70 68	313	H	CSU Bakersfield	92 52				
269	H	La Salle	100 46					39	H	Duke	71 57				
157	N	Western Ky.	74 60	41	N	Texas A&M	70 76	243	N	Eastern Wash.	93 45				
48	H	Saint Mary's (CA)	89 56	184	H	Santa Clara	82 31								
188	H	Ark. -Pine Bluff	89 33												
301	H	Cal Poly	79 54												

Non-Div I Games:

Oregon St.

Average RPI	Win:	202	WON-LOST	WINNING	LAST 10	STRENGTH OF	OPP. STRENGTH	TEAM	ADJ.	CONF.	ADJ CONF.
Average RPI	Loss:	20	RECORD	PCT. RANK	GAMES	SCHEDULE	OF SCHEDULE	RPI	RPI	RPI	RPI
DIV. I ONLY		8- 3		71	7-3	187	53	66	66	7	7
DIV. I NON-CONF.		7- 3		82	0- 0	217	70	84	84	7	7

TOTALS	RPI 1-25		RPI 26-50		W-L RECORDS	RPI 51-100		RPI 101-150		RPI 150+	
8- 3	0- 2		2- 1		OVERALL	1- 0		0- 0		5- 0	
5- 0	0- 0		2- 0		HOME	0- 0		0- 0		3- 0	
3- 2	0- 1		0- 1		AWAY	1- 0		0- 0		2- 0	
0- 1	0- 1		0- 0		NEUTRAL	0- 0		0- 0		0- 0	
7- 3	0- 2		1- 1		NON-CONFERENCE	1- 0		0- 0		5- 0	
4- 0	0- 0		1- 0		HOME	0- 0		0- 0		3- 0	
3- 2	0- 1		0- 1		AWAY	1- 0		0- 0		2- 0	
0- 1	0- 1		0- 0		NEUTRAL	0- 0		0- 0		0- 0	
1- 0	0- 0		1- 0		CONFERENCE	0- 0		0- 0		0- 0	
1- 0	0- 0		1- 0		HOME	0- 0		0- 0		0- 0	
0- 0	0- 0		0- 0		AWAY	0- 0		0- 0		0- 0	
0- 0	0- 0		0- 0		NEUTRAL	0- 0		0- 0		0- 0	

RPI 1-25				RPI 26-50				RPI 51-100				RPI 101+			
RPI	S	Opponent	Score	RPI	S	Opponent	Score	RPI	S	Opponent	Score	RPI	S	Opponent	Score
14	N	Cal i forni a	69 81	26	A	Lamar Uni versi ty	66 82	92	A	UC Davis	83 80	224	A	Cal St. Fullerton	72 64
19	A	UCF	57 64	34	H	Wyomi ng	70 64					288	A	San Jose St.	91 67
				48	H	Saint Mary' s (CA)	76 67					295	H	UC Santa Barbara	69 53
												316	H	North Dakota St.	75 68
												317	H	Seattle U	75 61

LAST 12 Divisi on I GAMES:															
				48	H	Saint Mary' s (CA)	76 67	224	A	Cal St. Fullerton	72 64				
				34	H	Wyomi ng	70 64	26	A	Lamar Uni versi ty	66 82				
				316	H	North Dakota St.	75 68	19	A	UCF	57 64				
				14	N	Cal i forni a	69 81	295	H	UC Santa Barbara	69 53				
				92	A	UC Davis	83 80	317	H	Seattle U	75 61				
								288	A	San Jose St.	91 67				

Non-Di v I Games:

Paci f i c

Average RPI	Win:	260	WON-LOST	WINNING	LAST 10	STRENGTH OF	OPP. STRENGTH	TEAM	ADJ.	CONF.	ADJ CONF.
Average RPI	Loss:	29	RECORD	PCT. RANK	GAMES	SCHEDULE	OF SCHEDULE	RPI	RPI	RPI	RPI
DIV. I ONLY		8- 2		47	8-2	273	120	88	88	12	12
DIV. I NON-CONF.		8- 2		51	1- 0	272	119	85	85	12	12

TOTALS	RPI 1-25		RPI 26-50		W-L RECORDS	RPI 51-100		RPI 101-150		RPI 150+	
8- 2	0- 1		0- 0		OVERALL	0- 1		0- 0		8- 0	
3- 0	0- 0		0- 0		HOME	0- 0		0- 0		3- 0	
5- 1	0- 1		0- 0		AWAY	0- 0		0- 0		5- 0	
0- 1	0- 0		0- 0		NEUTRAL	0- 1		0- 0		0- 0	
8- 2	0- 1		0- 0		NON-CONFERENCE	0- 1		0- 0		8- 0	
3- 0	0- 0		0- 0		HOME	0- 0		0- 0		3- 0	
5- 1	0- 1		0- 0		AWAY	0- 0		0- 0		5- 0	
0- 1	0- 0		0- 0		NEUTRAL	0- 1		0- 0		0- 0	
0- 0	0- 0		0- 0		CONFERENCE	0- 0		0- 0		0- 0	
0- 0	0- 0		0- 0		HOME	0- 0		0- 0		0- 0	
0- 0	0- 0		0- 0		AWAY	0- 0		0- 0		0- 0	
0- 0	0- 0		0- 0		NEUTRAL	0- 0		0- 0		0- 0	

RPI	S	Opponent	Score	RPI	S	Opponent	Score	RPI	S	Opponent	Score	RPI	S	Opponent	Score
1	A	Notre Dame	55 75					56	N	Maine	46 47	167	A	Drexel	55 39
												229	A	Navy	65 61
												238	A	Stetson	75 53
												260	A	Iona	66 43
												269	H	La Salle	65 34
												285	H	Saint Joseph's	65 45
												296	A	Siena	58 51
												334	H	NJIT	85 42

LAST 12 Division I GAMES:															
238	A	Stetson	75 53	260	A	Iona	66 43	269	H	La Salle	65 34	56	N	Maine	46 47
167	A	Drexel	55 39	229	A	Navy	65 61	334	H	NJIT	85 42	285	H	Saint Joseph's	65 45
1	A	Notre Dame	55 75												
296	A	Siena	58 51												

Non-Div I Games:

Penn

Average RPI Win: 172

Average RPI Loss: 52

WON-LOST
RECORDWINNING
PCT. RANKLAST 10
GAMESSTRENGTH OF
SCHEDULEOPP. STRENGTH
OF SCHEDULETEAM
RPIADJ.
RPICONF.
RPIADJ CONF.
RPIDIV. I ONLY
DIV. I NON-CONF.7- 6
7- 4152
1095-5
0- 028
82100
93102
110102
1103
33
3

TOTALS

RPI 1-25

RPI 26-50

W-L RECORDS

RPI 51-100

RPI 101-150

RPI 150+

7- 6

0- 3

0- 1

OVERALL

0- 1

3- 1

4- 0

6- 4

0- 1

0- 1

HOME

0- 1

2- 1

4- 0

1- 2

0- 2

0- 0

AWAY

0- 0

1- 0

0- 0

0- 0

0- 0

0- 0

NEUTRAL

0- 0

0- 0

0- 0

7- 4

0- 2

0- 0

NON-CONFERENCE

0- 1

3- 1

4- 0

6- 3

0- 1

0- 0

HOME

0- 1

2- 1

4- 0

1- 1

0- 1

0- 0

AWAY

0- 0

1- 0

0- 0

0- 0

0- 0

0- 0

NEUTRAL

0- 0

0- 0

0- 0

0- 2

0- 1

0- 1

CONFERENCE

0- 0

0- 0

0- 0

0- 1

0- 0

0- 1

HOME

0- 0

0- 0

0- 0

0- 1

0- 1

0- 0

AWAY

0- 0

0- 0

0- 0

0- 0

0- 0

0- 0

NEUTRAL

0- 0

0- 0

0- 0

RPI 1-25

RPI 26-50

RPI 51-100

RPI 101+

Team's RPI: 102

RPI	S	Opponent	Score
12	A	Indiana	75 83
14	H	California	58 75
20	A	Florida St.	58 87

RPI	S	Opponent	Score
45	H	Maryland	61 77

RPI	S	Opponent	Score
97	H	Stony Brook	70 81

RPI	S	Opponent	Score
101	H	Princeton	79 71
114	A	Fordham	72 55
126	H	Duquesne	58 64
134	H	Providence	74 72
182	H	American	80 59
190	H	North Dakota	75 68
232	H	Jacksonville	80 61
248	H	St. Bonaventure	80 65

LAST 12 Division I GAMES:

12	A	Indiana	75 83	126	H	Duquesne	58 64
45	H	Maryland	61 77	232	H	Jacksonville	80 61
182	H	American	80 59	20	A	Florida St.	58 87
248	H	St. Bonaventure	80 65	97	H	Stony Brook	70 81
114	A	Fordham	72 55	190	H	North Dakota	75 68
14	H	California	58 75	101	H	Princeton	79 71

Non-Div I Games:

Penn St.

Average RPI Win:	270	WON-LOST	WINNING	LAST 10	STRENGTH OF	OPP. STRENGTH	TEAM	ADJ.	CONF.	ADJ CONF.
Average RPI Loss:	119	RECORD	PCT. RANK	GAMES	SCHEDULE	OF SCHEDULE	RPI	RPI	RPI	RPI
DIV. I ONLY	7- 5	128	5-5	310	155	198	198	7	7	
DIV. I NON-CONF.	6- 4	126	0- 0	340	172	229	229	7	7	

TOTALS	RPI 1-25	RPI 26-50	W-L RECORDS	RPI 51-100	RPI 101-150	RPI 150+				
7- 5	0- 1	0- 0	OVERALL	0- 1	1- 2	6- 1				
2- 1	0- 1	0- 0	HOME	0- 0	1- 0	1- 0				
3- 3	0- 0	0- 0	AWAY	0- 1	0- 2	3- 0				
2- 1	0- 0	0- 0	NEUTRAL	0- 0	0- 0	2- 1				
6- 4	0- 0	0- 0	NON-CONFERENCE	0- 1	0- 2	6- 1				
1- 0	0- 0	0- 0	HOME	0- 0	0- 0	1- 0				
3- 3	0- 0	0- 0	AWAY	0- 1	0- 2	3- 0				
2- 1	0- 0	0- 0	NEUTRAL	0- 0	0- 0	2- 1				
1- 1	0- 1	0- 0	CONFERENCE	0- 0	1- 0	0- 0				
1- 1	0- 1	0- 0	HOME	0- 0	1- 0	0- 0				
0- 0	0- 0	0- 0	AWAY	0- 0	0- 0	0- 0				
0- 0	0- 0	0- 0	NEUTRAL	0- 0	0- 0	0- 0				

RPI 1-25				RPI 26-50				RPI 51-100				RPI 101+				Team's RPI: 198
RPI	S	Opponent	Score	RPI	S	Opponent	Score	RPI	S	Opponent	Score	RPI	S	Opponent	Score	
9	H	Gonzaga	54 79					52	A	Colorado	65 80	129	A	Idaho St.	63 65	
												134	A	Provi dence	47 66	
												138	H	Portl and	82 68	
												216	N	Sacramento St.	113 97	
												269	N	La Salle	55 62	
												281	A	Hawai i	65 64	
												299	N	Northern Ky.	51 46	
												301	A	Cal Poly	70 63	
												317	A	Seattle U	78 64	
												337	H	Weber St.	68 47	

LAST 12 Division I GAMES:																
9	H	Gonzaga	54 79	134	A	Provi dence	47 66									
138	H	Portland	82 68	129	A	Idaho St.	63 65									
299	N	Northern Ky.	51 46	337	H	Weber St.	68 47									
269	N	La Salle	55 62	317	A	Seattle U	78 64									
216	N	Sacramento St.	113 97	52	A	Colorado	65 80									
281	A	Hawai i	65 64	301	A	Cal Poly	70 63									

Non-Div I Games:

Pepperdine

Average RPI Win:	153	WON-LOST	WINNING	LAST 10	STRENGTH OF	OPP. STRENGTH	TEAM	ADJ.	CONF.	ADJ CONF.
Average RPI Loss:	113	RECORD	PCT. RANK	GAMES	SCHEDULE	OF SCHEDULE	RPI	RPI	RPI	RPI
DIV. I ONLY	9- 5	103	7-3	87	109	90	90	1	1	
DIV. I NON-CONF.	9- 5	105	1- 0	87	110	88	88	1	1	

TOTALS	RPI 1-25	RPI 26-50	W-L RECORDS	RPI 51-100	RPI 101-150	RPI 150+				
9- 5	0- 1	0- 0	OVERALL	2- 0	4- 3	3- 1				
5- 3	0- 1	0- 0	HOME	0- 0	3- 1	2- 1				
2- 1	0- 0	0- 0	AWAY	1- 0	1- 1	0- 0				
2- 1	0- 0	0- 0	NEUTRAL	1- 0	0- 1	1- 0				
9- 5	0- 1	0- 0	NON-CONFERENCE	2- 0	4- 3	3- 1				
5- 3	0- 1	0- 0	HOME	0- 0	3- 1	2- 1				
2- 1	0- 0	0- 0	AWAY	1- 0	1- 1	0- 0				
2- 1	0- 0	0- 0	NEUTRAL	1- 0	0- 1	1- 0				
0- 0	0- 0	0- 0	CONFERENCE	0- 0	0- 0	0- 0				
0- 0	0- 0	0- 0	HOME	0- 0	0- 0	0- 0				
0- 0	0- 0	0- 0	AWAY	0- 0	0- 0	0- 0				
0- 0	0- 0	0- 0	NEUTRAL	0- 0	0- 0	0- 0				

RPI 1-25				RPI 26-50				RPI 51-100				RPI 101+			
RPI	S	Opponent	Score	RPI	S	Opponent	Score	RPI	S	Opponent	Score	RPI	S	Opponent	Score
19	H	UCF	58 61					53	N	Arkansas	61 54	106	A	Georgetown	41 70
								75	A	Northwestern	52 49	114	H	Fordham	65 62
												124	H	Youngstown St.	55 64
												126	A	Duquesne	66 58
												130	N	Wisconsin	42 57
												143	H	Cincinnati	65 48
												149	H	UNCW	60 56
												186	H	West Virginia	43 77
												197	H	New Orleans	90 38
												233	H	Saint Francis (PA)	78 75
												290	N	Tennessee St.	78 56
LAST 12 Division I GAMES:															
126	A	Duquesne	66 58	114	H	Fordham	65 62								
233	H	Saint Francis (PA)	78 75	75	A	Northwestern	52 49								
149	H	UNCW	60 56	290	N	Tennessee St.	78 56								
186	H	West Virginia	43 77	53	N	Arkansas	61 54								
143	H	Cincinnati	65 48	130	N	Wisconsin	42 57								
124	H	Youngstown St.	55 64	106	A	Georgetown	41 70								

Non-Div I Games:

Pittsburgh

Average RPI Win:	242	WON-LOST	WINNING	LAST 10	STRENGTH OF	OPP. STRENGTH	TEAM	ADJ.	CONF.	ADJ CONF.
Average RPI Loss:	141	RECORD	PCT. RANK	GAMES	SCHEDULE	OF SCHEDULE	RPI	RPI	RPI	RPI
DIV. I ONLY	6- 5	142	5-5	135	296	138	138	7	7	
DIV. I NON-CONF.	6- 3	91	0- 0	140	305	114	114	7	7	

TOTALS	RPI 1-25	RPI 26-50	W-L RECORDS	RPI 51-100	RPI 101-150	RPI 150+				
6- 5	0- 0	0- 0	OVERALL	0- 1	1- 2	5- 2				
3- 1	0- 0	0- 0	HOME	0- 0	1- 1	2- 0				
3- 3	0- 0	0- 0	AWAY	0- 0	0- 1	3- 2				
0- 1	0- 0	0- 0	NEUTRAL	0- 1	0- 0	0- 0				
6- 3	0- 0	0- 0	NON-CONFERENCE	0- 1	1- 1	5- 1				
3- 1	0- 0	0- 0	HOME	0- 0	1- 1	2- 0				
3- 1	0- 0	0- 0	AWAY	0- 0	0- 0	3- 1				
0- 1	0- 0	0- 0	NEUTRAL	0- 1	0- 0	0- 0				
0- 2	0- 0	0- 0	CONFERENCE	0- 0	0- 1	0- 1				
0- 0	0- 0	0- 0	HOME	0- 0	0- 0	0- 0				
0- 2	0- 0	0- 0	AWAY	0- 0	0- 1	0- 1				
0- 0	0- 0	0- 0	NEUTRAL	0- 0	0- 0	0- 0				

RPI 1-25				RPI 26-50				RPI 51-100				RPI 101+				Team's RPI: 138
RPI	S	Opponent	Score	RPI	S	Opponent	Score	RPI	S	Opponent	Score	RPI	S	Opponent	Score	
								84	N	Arizona	70 92	115	A	Loyola Marymount	58 76	
												136	H	UC Irvine	69 84	
												146	H	Utah St.	61 54	
												174	A	Portland St.	79 92	
												183	H	Air Force	79 60	
												198	A	Pepperdine	68 82	
												224	H	Cal St. Fullerton	83 74	
												281	A	Hawaii	72 65	
												283	A	Utah Valley	65 60	
												337	A	Weber St.	89 73	
LAST 12 Division I GAMES:																
115	A	Loyola Marymount	58 76	174	A	Portland St.	79 92									
198	A	Pepperdine	68 82	146	H	Utah St.	61 54									
183	H	Air Force	79 60	224	H	Cal St. Fullerton	83 74									
136	H	UC Irvine	69 84	84	N	Arizona	70 92									
283	A	Utah Valley	65 60	281	A	Hawaii	72 65									
				337	A	Weber St.	89 73									

Non-Div I Games: Warner Pacific 98 63 Willamette 82 27

Portland

Average RPI Win:	252	WON-LOST	WINNING	LAST 10	STRENGTH OF	OPP. STRENGTH	TEAM	ADJ.	CONF.	ADJ CONF.
Average RPI Loss:	94	RECORD	PCT. RANK	GAMES	SCHEDULE	OF SCHEDULE	RPI	RPI	RPI	RPI

DIV. I ONLY	7- 2	55	8-2	320	169	174	174	11	11
DIV. I NON-CONF.	7- 1	32	0- 0	333	188	178	178	11	11
TOTALS	RPI 1-25	RPI 26-50	W-L RECORDS	RPI 51-100	RPI 101-150	RPI 150+			
7- 2	0- 0	0- 0	OVERALL	1- 1	1- 1	5- 0			
5- 1	0- 0	0- 0	HOME	1- 0	1- 1	3- 0			
2- 1	0- 0	0- 0	AWAY	0- 1	0- 0	2- 0			
0- 0	0- 0	0- 0	NEUTRAL	0- 0	0- 0	0- 0			
7- 1	0- 0	0- 0	NON-CONFERENCE	1- 0	1- 1	5- 0			
5- 1	0- 0	0- 0	HOME	1- 0	1- 1	3- 0			
2- 0	0- 0	0- 0	AWAY	0- 0	0- 0	2- 0			
0- 0	0- 0	0- 0	NEUTRAL	0- 0	0- 0	0- 0			
0- 1	0- 0	0- 0	CONFERENCE	0- 1	0- 0	0- 0			
0- 0	0- 0	0- 0	HOME	0- 0	0- 0	0- 0			
0- 1	0- 0	0- 0	AWAY	0- 1	0- 0	0- 0			
0- 0	0- 0	0- 0	NEUTRAL	0- 0	0- 0	0- 0			

RPI 1-25				RPI 26-50				RPI 51-100				RPI 101+				Team's RPI: 174	
RPI	S	Opponent	Score	RPI	S	Opponent	Score	RPI	S	Opponent	Score	RPI	S	Opponent	Score		
								51	A	Northern Colo.	63	79	136	H	UC Irvine	68	73
								92	H	UC Davis	65	50	138	H	Portland	92	79
													264	H	UNLV	58	49
													288	H	San Jose St.	80	51
													317	H	Seattle U	68	43
													325	A	UTEP	89	61
													341	A	Grand Canyon	60	55
LAST 12 Division I GAMES:																	
				51	A	Northern Colo.	63	79	138	H	Portland	92	79				
				136	H	UC Irvine	68	73	317	H	Seattle U	68	43				
				264	H	UNLV	58	49	92	H	UC Davis	65	50				
				341	A	Grand Canyon	60	55	288	H	San Jose St.	80	51				
				325	A	UTEP	89	61									

Non-Div I Games: Warner Pacific 102 49

Portland St.

Average RPI Win: 326 WON-LOST RECORD WINNING PCT. RANK LAST 10 GAMES STRENGTH OF SCHEDULE OPP. STRENGTH OF SCHEDULE TEAM RPI ADJ. RPI CONF. RPI ADJ CONF. RPI

DIV. I ONLY	1- 7	320	3-7	8	240	169	169	24	24
DIV. I NON-CONF.	1- 7	319	0- 1	10	234	171	171	24	24
TOTALS	RPI 1-25	RPI 26-50	W-L RECORDS	RPI 51-100	RPI 101-150	RPI 150+			
1- 7	0- 1	0- 1	OVERALL	0- 3	0- 1	1- 1			
0- 1	0- 0	0- 0	HOME	0- 0	0- 1	0- 0			
0- 6	0- 1	0- 1	AWAY	0- 3	0- 0	0- 1			
1- 0	0- 0	0- 0	NEUTRAL	0- 0	0- 0	1- 0			
1- 7	0- 1	0- 1	NON-CONFERENCE	0- 3	0- 1	1- 1			
0- 1	0- 0	0- 0	HOME	0- 0	0- 1	0- 0			
0- 6	0- 1	0- 1	AWAY	0- 3	0- 0	0- 1			
1- 0	0- 0	0- 0	NEUTRAL	0- 0	0- 0	1- 0			
0- 0	0- 0	0- 0	CONFERENCE	0- 0	0- 0	0- 0			
0- 0	0- 0	0- 0	HOME	0- 0	0- 0	0- 0			
0- 0	0- 0	0- 0	AWAY	0- 0	0- 0	0- 0			
0- 0	0- 0	0- 0	NEUTRAL	0- 0	0- 0	0- 0			

RPI 1-25				RPI 26-50				RPI 51-100				RPI 101+ Team's RPI: 169			
RPI	S	Opponent	Score	RPI	S	Opponent	Score	RPI	S	Opponent	Score	RPI	S	Opponent	Score
6	A	Iowa St.	46 94	41	A	Texas A&M	57 70	52	A	Colorado	38 79	111	H	Ri ce	58 68
								53	A	Arkansas	44 71	274	A	UTRGV	50 57
								100	A	Okl ahoma St.	50 70	326	N	A&M-Corpus Christi	67 59
LAST 12 Division I GAMES:															
				53	A	Arkansas	44 71	41	A	Texas A&M	57 70				
				52	A	Colorado	38 79	6	A	Iowa St.	46 94				
				111	H	Ri ce	58 68								
				326	N	A&M-Corpus Christi	67 59								
				274	A	UTRGV	50 57								
				100	A	Okl ahoma St.	50 70								

Non-Div I Games: Jarvis Christian 117 32 Arlington Baptist 105 31

Average RPI Win:	297	WON-LOST	WINNING	LAST 10	STRENGTH OF	OPP. STRENGTH	TEAM	ADJ.	CONF.	ADJ CONF.
Average RPI Loss:	178	RECORD	PCT. RANK	GAMES	SCHEDULE	OF SCHEDULE	RPI	RPI	RPI	RPI

DIV. I ONLY	2- 8	292	2-8	257	260	305	305	29	29
DIV. I NON-CONF.	2- 8	290	0- 1	255	255	304	304	29	29
TOTALS	RPI 1-25	RPI 26-50	W-L RECORDS	RPI 51-100	RPI 101-150	RPI 150+			
2- 8	0- 1	0- 0	OVERALL	0- 0	0- 2	2- 5			
1- 2	0- 0	0- 0	HOME	0- 0	0- 0	1- 2			
1- 6	0- 1	0- 0	AWAY	0- 0	0- 2	1- 3			
0- 0	0- 0	0- 0	NEUTRAL	0- 0	0- 0	0- 0			
2- 8	0- 1	0- 0	NON-CONFERENCE	0- 0	0- 2	2- 5			
1- 2	0- 0	0- 0	HOME	0- 0	0- 0	1- 2			
1- 6	0- 1	0- 0	AWAY	0- 0	0- 2	1- 3			
0- 0	0- 0	0- 0	NEUTRAL	0- 0	0- 0	0- 0			
0- 0	0- 0	0- 0	CONFERENCE	0- 0	0- 0	0- 0			
0- 0	0- 0	0- 0	HOME	0- 0	0- 0	0- 0			
0- 0	0- 0	0- 0	AWAY	0- 0	0- 0	0- 0			
0- 0	0- 0	0- 0	NEUTRAL	0- 0	0- 0	0- 0			

RPI S Opponent Score	RPI S Opponent Score	RPI S Opponent Score	RPI S Opponent Score
25 A Tennessee 49 97			149 A UNCW 48 63
			150 A Georgi a 59 83
			179 A Vanderbi l t 43 78
			200 A Davi dson 56 83
			213 A Samford 54 75
			227 H Ga. Southern 68 69
			256 H Wofford 61 50
			278 H South Carolina St. 48 57
			338 A Col. of Charleston 71 65
LAST 12 Division I GAMES:			
278 H South Carolina St. 48 57	150 A Georgi a 59 83		
256 H Wofford 61 50	338 A Col. of Charleston 71 65		
149 A UNCW 48 63	200 A Davi dson 56 83		
25 A Tennessee 49 97	227 H Ga. Southern 68 69		
	213 A Samford 54 75		
	179 A Vanderbi l t 43 78		

Non-Div I Games:

Presbyterian

Average RPI Win:	194	WON-LOST	WINNING	LAST 10	STRENGTH OF	OPP. STRENGTH	TEAM	ADJ.	CONF.	ADJ CONF.
Average RPI Loss:	82	RECORD	PCT. RANK	GAMES	SCHEDULE	OF SCHEDULE	RPI	RPI	RPI	RPI
DIV. I ONLY	8- 7	162	7-3	125	59	101	101	12	12	
DIV. I NON-CONF.	8- 7	161	1- 0	127	57	101	101	12	12	

TOTALS	RPI 1-25	RPI 26-50	W-L RECORDS	RPI 51-100	RPI 101-150	RPI 150+				
8- 7	0- 1	0- 2	OVERALL	2- 2	1- 1	5- 1				
3- 1	0- 0	0- 0	HOME	2- 1	0- 0	1- 0				
5- 3	0- 0	0- 1	AWAY	0- 0	1- 1	4- 1				
0- 3	0- 1	0- 1	NEUTRAL	0- 1	0- 0	0- 0				
8- 7	0- 1	0- 2	NON-CONFERENCE	2- 2	1- 1	5- 1				
3- 1	0- 0	0- 0	HOME	2- 1	0- 0	1- 0				
5- 3	0- 0	0- 1	AWAY	0- 0	1- 1	4- 1				
0- 3	0- 1	0- 1	NEUTRAL	0- 1	0- 0	0- 0				
0- 0	0- 0	0- 0	CONFERENCE	0- 0	0- 0	0- 0				
0- 0	0- 0	0- 0	HOME	0- 0	0- 0	0- 0				
0- 0	0- 0	0- 0	AWAY	0- 0	0- 0	0- 0				
0- 0	0- 0	0- 0	NEUTRAL	0- 0	0- 0	0- 0				

RPI 1-25				RPI 26-50				RPI 51-100				RPI 101+ Team's RPI: 101			
RPI	S	Opponent	Score	RPI	S	Opponent	Score	RPI	S	Opponent	Score	RPI	S	Opponent	Score
5	N	Syracuse	61 92	31	A	Villanova	46 67	68	N	Kansas St.	61 80	102	A	Penn St.	71 79
				49	N	DePaul	67 82	71	H	Quinnipiac	54 42	112	A	Hartford	75 38
								91	H	Seton Hall	66 70	200	H	Davidson	65 57
								95	H	Marist	60 57	230	A	George Washington	49 64
												239	A	Monmouth	79 47
												249	A	Rider	89 65
												271	A	St. Francis Brooklyn	83 64
												315	A	New Hampshire	90 42

LAST 12 Division I GAMES:															
315	A	New Hampshire	90 42	271	A	St. Francis Brooklyn	83 64								
112	A	Hartford	75 38	95	H	Marist	60 57								
68	N	Kansas St.	61 80	239	A	Monmouth	79 47								
5	N	Syracuse	61 92	71	H	Quinnipiac	54 42								
49	N	DePaul	67 82	200	H	Davidson	65 57								
102	A	Penn St.	71 79	31	A	Villanova	46 67								

Non-Div I Games:

Princeton

Average RPI	Win:	221	WON-LOST	WINNING	LAST 10	STRENGTH OF	OPP. STRENGTH	TEAM	ADJ.	CONF.	ADJ CONF.
Average RPI	Loss:	70	RECORD	PCT. RANK	GAMES	SCHEDULE	OF SCHEDULE	RPI	RPI	RPI	RPI
DIV. I ONLY		8- 6		135	6-4	160	110	134	134	4	4
DIV. I NON-CONF.		8- 4		91	1- 0	214	139	143	143	4	4

TOTALS	RPI 1-25		RPI 26-50		W-L RECORDS	RPI 51-100		RPI 101-150		RPI 150+	
8- 6	0- 1		0- 2		OVERALL	1- 1		1- 2		6- 0	
5- 2	0- 0		0- 1		HOME	0- 1		1- 0		4- 0	
2- 4	0- 1		0- 1		AWAY	1- 0		0- 2		1- 0	
1- 0	0- 0		0- 0		NEUTRAL	0- 0		0- 0		1- 0	
8- 4	0- 0		0- 1		NON-CONFERENCE	1- 1		1- 2		6- 0	
5- 2	0- 0		0- 1		HOME	0- 1		1- 0		4- 0	
2- 2	0- 0		0- 0		AWAY	1- 0		0- 2		1- 0	
1- 0	0- 0		0- 0		NEUTRAL	0- 0		0- 0		1- 0	
0- 2	0- 1		0- 1		CONFERENCE	0- 0		0- 0		0- 0	
0- 0	0- 0		0- 0		HOME	0- 0		0- 0		0- 0	
0- 2	0- 1		0- 1		AWAY	0- 0		0- 0		0- 0	
0- 0	0- 0		0- 0		NEUTRAL	0- 0		0- 0		0- 0	

RPI 1-25				RPI 26-50				RPI 51-100				RPI 101+ Team's RPI: 134			
RPI	S	Opponent	Score	RPI	S	Opponent	Score	RPI	S	Opponent	Score	RPI	S	Opponent	Score
16	A	Marquette	46 85	35	H	Northeastern	59 65	71	H	Qui nni pi ac	44 48	102	A	Penn St.	72 74
				49	A	DePaul	62 88	87	A	Boston Col lege	61 57	125	H	Yale	59 42
												147	A	Rhode Isl and	65 72
												198	H	Pepperdi ne	66 47
												223	H	Sacred Heart	62 52
												269	H	La Sal le	77 47
												284	A	UMass Lowell	71 47
												286	N	Bryant	72 64
												299	H	Northern Ky.	48 43
LAST 12 Division I GAMES:															
286	N	Bryant	72 64	16	A	Marquette	46 85	269	H	La Sal le	77 47				
49	A	DePaul	62 88					299	H	Northern Ky.	48 43				
147	A	Rhode Isl and	65 72					198	H	Pepperdi ne	66 47				
125	H	Yale	59 42					35	H	Northeastern	59 65				
87	A	Boston Col lege	61 57					284	A	UMass Lowell	71 47				
223	H	Sacred Heart	62 52												

Non-Div I Games:

Providence

Average RPI Win: 204
Average RPI Loss: 67

WON-LOST
RECORD

WINNING
PCT. RANK

LAST 10
GAMES

STRENGTH OF
SCHEDULE

OPP. STRENGTH
OF SCHEDULE

TEAM
RPI

ADJ.
RPI

CONF.
RPI

ADJ CONF.
RPI

DIV. I ONLY
DIV. I NON-CONF.

10- 5
9- 4

91
85

6-4
0- 0

58
51

193
218

73
62

73
62

3
3

3
3

TOTALS

RPI 1-25

RPI 26-50

W-L RECORDS

RPI 51-100

RPI 101-150

RPI 150+

10- 5

0- 1

1- 0

OVERALL

1- 3

2- 1

6- 0

8- 1

0- 0

1- 0

HOME

1- 1

2- 0

4- 0

1- 2

0- 0

0- 0

AWAY

0- 1

0- 1

1- 0

1- 2

0- 1

0- 0

NEUTRAL

0- 1

0- 0

1- 0

9- 4

0- 1

1- 0

NON-CONFERENCE

1- 3

1- 0

6- 0

7- 1

0- 0

1- 0

HOME

1- 1

1- 0

4- 0

1- 1

0- 0

0- 0

AWAY

0- 1

0- 0

1- 0

1- 2

0- 1

0- 0

NEUTRAL

0- 1

0- 0

1- 0

1- 1

0- 0

0- 0

CONFERENCE

0- 0

1- 1

0- 0

1- 0

0- 0

0- 0

HOME

0- 0

1- 0

0- 0

0- 1

0- 0

0- 0

AWAY

0- 0

0- 1

0- 0

0- 0

0- 0

0- 0

NEUTRAL

0- 0

0- 0

0- 0

RPI 1-25

RPI 26-50

RPI 51-100 Team's RPI: 73

RPI 101+

RPI S Opponent Score
2 N UConn 40 86

RPI S Opponent Score
38 H Miami (FL) 74 63

RPI S Opponent Score
61 A Ohio 73 80
64 H South Carolina 73 82
78 N St. John's (NY) 62 68
86 H Harvard 66 65

RPI S Opponent Score
130 A Wisconsin 69 76
137 H Bradley 74 61
144 H Ohio St. 60 42
235 A Ball St. 80 38
247 H Western Ill. 81 60
254 H Loyol a Chi cago 65 41
255 N Ole Miss 70 59
300 H Albany (NY) 53 41
346 H Purdue Fort Wayne 78 44

LAST 12 Division I GAMES:

130 A Wisconsin 69 76 137 H Bradley 74 61
144 H Ohio St. 60 42 300 H Albany (NY) 53 41
2 N UConn 40 86 64 H South Carolina 73 82
255 N Ole Miss 70 59 254 H Loyol a Chi cago 65 41
78 N St. John's (NY) 62 68 61 A Ohio 73 80
346 H Purdue Fort Wayne 78 44 38 H Miami (FL) 74 63

Non-Div I Games:

Purdue

Loss, Non-Conf, S Site, H Home A Away N Neutral

Average RPI Win:	348	WON-LOST	WINNING	LAST 10	STRENGTH OF	OPP. STRENGTH	TEAM	ADJ.	CONF.	ADJ CONF.
Average RPI Loss:	232	RECORD	PCT. RANK	GAMES	SCHEDULE	OF SCHEDULE	RPI	RPI	RPI	RPI

DIV. I ONLY	1- 10	328	2-8	330	340	346	346	18	18
DIV. I NON-CONF.	1- 8	322	0- 0	304	340	341	341	17	17

TOTALS	RPI 1-25	RPI 26-50	W-L RECORDS	RPI 51-100	RPI 101-150	RPI 150+			
1- 10	0- 0	0- 0	OVERALL	0- 1	0- 0	1- 9			
0- 3	0- 0	0- 0	HOME	0- 0	0- 0	0- 3			
1- 7	0- 0	0- 0	AWAY	0- 1	0- 0	1- 6			
0- 0	0- 0	0- 0	NEUTRAL	0- 0	0- 0	0- 0			
1- 8	0- 0	0- 0	NON-CONFERENCE	0- 1	0- 0	1- 7			
0- 3	0- 0	0- 0	HOME	0- 0	0- 0	0- 3			
1- 5	0- 0	0- 0	AWAY	0- 1	0- 0	1- 4			
0- 0	0- 0	0- 0	NEUTRAL	0- 0	0- 0	0- 0			
0- 2	0- 0	0- 0	CONFERENCE	0- 0	0- 0	0- 2			
0- 0	0- 0	0- 0	HOME	0- 0	0- 0	0- 0			
0- 2	0- 0	0- 0	AWAY	0- 0	0- 0	0- 2			
0- 0	0- 0	0- 0	NEUTRAL	0- 0	0- 0	0- 0			

RPI 1-25	RPI 26-50	RPI 51-100	RPI 101+	Team's RPI: 346
RPI S Opponent Score	RPI S Opponent Score	RPI S Opponent Score	RPI S Opponent Score	
		73 A Purdue 44 78	187 A Milwaukee 48 70	
			190 A North Dakota 60 79	
			194 A Eastern Ill. 63 72	
			221 H Eastern Mich. 72 87	
			254 A Loyola Chicago 67 81	
			259 H SIUE 49 57	
			306 H Valparaiso 64 68	
			316 A North Dakota St. 54 70	
			324 A Western Mich. 61 69	
			348 A Evansville 72 66	
LAST 12 Division I GAMES:				
190 A North Dakota 60 79	306 H Valparaiso 64 68			
316 A North Dakota St. 54 70	221 H Eastern Mich. 72 87			
73 A Purdue 44 78	187 A Milwaukee 48 70			
194 A Eastern Ill. 63 72	254 A Loyola Chicago 67 81			
324 A Western Mich. 61 69	259 H SIUE 49 57			
	348 A Evansville 72 66			

Non-Div I Games: Taylor (IN) 84 74 Goshen 86 45 Ind.-Kokomo 87 50

Average RPI	Win:	178	WON-LOST	WINNING	LAST 10	STRENGTH OF	OPP. STRENGTH	TEAM	ADJ.	CONF.	ADJ CONF.
Average RPI	Loss:	55	RECORD	PCT. RANK	GAMES	SCHEDULE	OF SCHEDULE	RPI	RPI	RPI	RPI
DIV. I ONLY		5- 6		181	4-6	24	125	71	71	27	27
DIV. I NON-CONF.		5- 6		176	1- 0	26	123	69	69	27	27

TOTALS	RPI 1-25		RPI 26-50		W-L RECORDS	RPI 51-100		RPI 101-150		RPI 150+	
5- 6	0- 1		0- 3		OVERALL	1- 1		1- 1		3- 0	
1- 2	0- 1		0- 1		HOME	0- 0		0- 0		1- 0	
3- 2	0- 0		0- 1		AWAY	1- 0		1- 1		1- 0	
1- 2	0- 0		0- 1		NEUTRAL	0- 1		0- 0		1- 0	
5- 6	0- 1		0- 3		NON-CONFERENCE	1- 1		1- 1		3- 0	
1- 2	0- 1		0- 1		HOME	0- 0		0- 0		1- 0	
3- 2	0- 0		0- 1		AWAY	1- 0		1- 1		1- 0	
1- 2	0- 0		0- 1		NEUTRAL	0- 1		0- 0		1- 0	
0- 0	0- 0		0- 0		CONFERENCE	0- 0		0- 0		0- 0	
0- 0	0- 0		0- 0		HOME	0- 0		0- 0		0- 0	
0- 0	0- 0		0- 0		AWAY	0- 0		0- 0		0- 0	
0- 0	0- 0		0- 0		NEUTRAL	0- 0		0- 0		0- 0	

RPI 1-25				RPI 26-50				RPI 51-100				RPI 101+			
RPI	S	Opponent	Score	RPI	S	Opponent	Score	RPI	S	Opponent	Score	RPI	S	Opponent	Score
19	H	UCF	45 47	42	A	Bucknel I	58 75	77	N	Texas	55 56	101	A	Princeton	42 54
				43	H	Central Mi ch.	52 67	86	A	Harvard	72 67	134	A	Provi dence	48 44
				50	N	Mi ssouri	51 65					167	A	Drexel	56 52
												235	N	Ball St.	69 66
												266	H	Ri chmond	65 48

LAST 12 Division I GAMES:															
235	N	Ball St.	69 66	266	H	Ri chmond	65 48	101	A	Princeton	42 54	43	H	Central Mi ch.	52 67
50	N	Mi ssouri	51 65	86	A	Harvard	72 67	77	N	Texas	55 56	134	A	Provi dence	48 44
19	H	UCF	45 47												
42	A	Bucknel I	58 75												
167	A	Drexel	56 52												

Non-Div I Games:

Qui nni pi ac

Average RPI	Win:	208	WON-LOST	WINNING	LAST 10	STRENGTH OF	OPP. STRENGTH	TEAM	ADJ.	CONF.	ADJ CONF.
Average RPI	Loss:	80	RECORD	PCT. RANK	GAMES	SCHEDULE	OF SCHEDULE	RPI	RPI	RPI	RPI
DIV. I ONLY		5- 4		138	6-4	59	182	83	83	29	29
DIV. I NON-CONF.		5- 4		140	0- 0	58	180	79	79	29	29

TOTALS	RPI 1-25		RPI 26-50		W-L RECORDS	RPI 51-100		RPI 101-150		RPI 150+	
5- 4	0- 1		0- 1		OVERALL	0- 1		2- 0		3- 1	
2- 1	0- 0		0- 0		HOME	0- 0		0- 0		2- 1	
2- 2	0- 1		0- 1		AWAY	0- 0		2- 0		0- 0	
1- 1	0- 0		0- 0		NEUTRAL	0- 1		0- 0		1- 0	
5- 4	0- 1		0- 1		NON-CONFERENCE	0- 1		2- 0		3- 1	
2- 1	0- 0		0- 0		HOME	0- 0		0- 0		2- 1	
2- 2	0- 1		0- 1		AWAY	0- 0		2- 0		0- 0	
1- 1	0- 0		0- 0		NEUTRAL	0- 1		0- 0		1- 0	
0- 0	0- 0		0- 0		CONFERENCE	0- 0		0- 0		0- 0	
0- 0	0- 0		0- 0		HOME	0- 0		0- 0		0- 0	
0- 0	0- 0		0- 0		AWAY	0- 0		0- 0		0- 0	
0- 0	0- 0		0- 0		NEUTRAL	0- 0		0- 0		0- 0	

RPI 1-25				RPI 26-50				RPI 51-100 Team's RPI: 83				RPI 101+			
RPI	S	Opponent	Score	RPI	S	Opponent	Score	RPI	S	Opponent	Score	RPI	S	Opponent	Score
8	A	NC State	58 75	40	A	Virginia Tech	44 55	63	N	Nebraska	39 77	133	A	Virginia	57 44
												141	A	VCU	54 49
												208	H	Morehead St.	72 79
												218	N	Temple	56 50
												272	H	ETSU	79 64
												278	H	South Carolina St.	61 31
LAST 12 Division I GAMES:															
141	A	VCU	54 49	63	N	Nebraska	39 77	218	N	Temple	56 50				
208	H	Morehead St.	72 79					8	A	NC State	58 75				
133	A	Virginia	57 44					272	H	ETSU	79 64				
40	A	Virginia Tech	44 55					278	H	South Carolina St.	61 31				

Non-Div I Games: Shepherd 60 46

Radford

Average RPI	Win:	237	WON-LOST	WINNING	LAST 10	STRENGTH OF	OPP. STRENGTH	TEAM	ADJ.	CONF.	ADJ CONF.
Average RPI	Loss:	90	RECORD	PCT. RANK	GAMES	SCHEDULE	OF SCHEDULE	RPI	RPI	RPI	RPI
DIV. I ONLY		5- 7		202	4-6	52	216	147	147	16	16
DIV. I NON-CONF.		5- 7		205	1- 0	53	212	146	146	18	18

TOTALS	RPI 1-25		RPI 26-50		W-L RECORDS	RPI 51-100		RPI 101-150		RPI 150+	
5- 7	0- 1		0- 1		OVERALL	0- 3		1- 1		4- 1	
3- 3	0- 0		0- 0		HOME	0- 2		1- 1		2- 0	
2- 4	0- 1		0- 1		AWAY	0- 1		0- 0		2- 1	
0- 0	0- 0		0- 0		NEUTRAL	0- 0		0- 0		0- 0	
5- 7	0- 1		0- 1		NON-CONFERENCE	0- 3		1- 1		4- 1	
3- 3	0- 0		0- 0		HOME	0- 2		1- 1		2- 0	
2- 4	0- 1		0- 1		AWAY	0- 1		0- 0		2- 1	
0- 0	0- 0		0- 0		NEUTRAL	0- 0		0- 0		0- 0	
0- 0	0- 0		0- 0		CONFERENCE	0- 0		0- 0		0- 0	
0- 0	0- 0		0- 0		HOME	0- 0		0- 0		0- 0	
0- 0	0- 0		0- 0		AWAY	0- 0		0- 0		0- 0	
0- 0	0- 0		0- 0		NEUTRAL	0- 0		0- 0		0- 0	

RPI 1-25				RPI 26-50				RPI 51-100				RPI 101+ Team's RPI: 147			
RPI	S	Opponent	Score	RPI	S	Opponent	Score	RPI	S	Opponent	Score	RPI	S	Opponent	Score
23	A	Kentucky	52 75	29	A	Minnesota	71 91	86	H	Harvard	47 80	112	H	Hartford	51 65
								87	H	Boston College	64 88	134	H	Providence	72 65
								94	A	Clemson	67 80	190	H	North Dakota	77 63
												202	A	Holy Cross	65 73
												265	H	Brown	72 67
												292	A	Vermont	61 58
												303	A	Robert Morris	46 41

LAST 12 Division I GAMES:															
86	H	Harvard	47 80	265	H	Brown	72 67	190	H	North Dakota	77 63	202	A	Holy Cross	65 73
29	A	Minnesota	71 91	112	H	Hartford	51 65	292	A	Vermont	61 58	303	A	Robert Morris	46 41
23	A	Clemson	67 80	87	H	Boston College	64 88								
134	H	Providence	72 65												

Non-Div I Games:

Rhode Island

Average RPI Win: 214
Average RPI Loss: 41

WON-LOST
RECORD

WINNING
PCT. RANK

LAST 10
GAMES

STRENGTH OF
SCHEDULE

OPP. STRENGTH
OF SCHEDULE

TEAM
RPI

ADJ.
RPI

CONF.
RPI

ADJ CONF.
RPI

DIV. I ONLY	9- 3	60	9-1	300	23	111	111	19	19
DIV. I NON-CONF.	9- 3	62	1- 0	300	23	111	111	19	19
TOTALS	RPI 1-25	RPI 26-50	W-L RECORDS	RPI 51-100	RPI 101-150	RPI 150+			
9- 3	0- 0	0- 3	OVERALL	0- 0	0- 0	9- 0			
5- 0	0- 0	0- 0	HOME	0- 0	0- 0	5- 0			
3- 2	0- 0	0- 2	AWAY	0- 0	0- 0	3- 0			
1- 1	0- 0	0- 1	NEUTRAL	0- 0	0- 0	1- 0			
9- 3	0- 0	0- 3	NON-CONFERENCE	0- 0	0- 0	9- 0			
5- 0	0- 0	0- 0	HOME	0- 0	0- 0	5- 0			
3- 2	0- 0	0- 2	AWAY	0- 0	0- 0	3- 0			
1- 1	0- 0	0- 1	NEUTRAL	0- 0	0- 0	1- 0			
0- 0	0- 0	0- 0	CONFERENCE	0- 0	0- 0	0- 0			
0- 0	0- 0	0- 0	HOME	0- 0	0- 0	0- 0			
0- 0	0- 0	0- 0	AWAY	0- 0	0- 0	0- 0			
0- 0	0- 0	0- 0	NEUTRAL	0- 0	0- 0	0- 0			

RPI	S	Opponent	Score	RPI	S	Opponent	Score	RPI	S	Opponent	Score	RPI	S	Opponent	Score
37	A	UCLA	50 59	41	A	Texas A&M	54 65	44	N	North Carolina	50 71	156	N	Coastal Caro.	56 52
												165	A	Little Rock	79 65
												169	A	Prairie View	68 58
												172	H	Georgia St.	66 49
												197	H	New Orleans	67 56
												203	H	Texas Southern	76 71
												250	H	SMU	66 52
												294	A	Incarnate Word	74 63
												323	H	McNeese	93 65
LAST 12 Division I GAMES:															
156	N	Coastal Caro.	56 52	294	A	Incarnate Word	74 63	172	H	Georgia St.	66 49	203	H	Texas Southern	76 71
44	N	North Carolina	50 71	165	A	Little Rock	79 65	37	A	UCLA	50 59	41	A	Texas A&M	54 65
250	H	SMU	66 52												
169	A	Prairie View	68 58												
197	H	New Orleans	67 56												
323	H	McNeese	93 65												

Non-Div I Games:

Rice

R
i
c
h
m
o
n
d

Ri chmond				Through Games Of Dec. 31, 2018								
Average RPI	Wi n:	213	WON-LOST	WINNING	LAST 10	STRENGTH OF	OPP. STRENGTH	TEAM	ADJ.	CONF.	ADJ CONF.	
Average RPI	Loss:	131	RECORD	PCT. RANK	GAMES	SCHEDULE	OF SCHEDULE	RPI	RPI	RPI	RPI	
DIV. I ONLY		2- 10	309	2-8		77	206	266	266	16	16	
DIV. I NON-CONF.		2- 10	309	0- 1		77	203	266	266	18	18	

TOTALS		RPI 1-25		RPI 26-50		W-L RECORDS		RPI 51-100		RPI 101-150		RPI 150+
2- 10		0- 1		0- 1		OVERALL		0- 3		0- 1		2- 4
2- 4		0- 0		0- 0		HOME		0- 1		0- 1		2- 2
0- 5		0- 1		0- 0		AWAY		0- 2		0- 0		0- 2
0- 1		0- 0		0- 1		NEUTRAL		0- 0		0- 0		0- 0
2- 10		0- 1		0- 1		NON-CONFERENCE		0- 3		0- 1		2- 4
2- 4		0- 0		0- 0		HOME		0- 1		0- 1		2- 2
0- 5		0- 1		0- 0		AWAY		0- 2		0- 0		0- 2
0- 1		0- 0		0- 1		NEUTRAL		0- 0		0- 0		0- 0
0- 0		0- 0		0- 0		CONFERENCE		0- 0		0- 0		0- 0
0- 0		0- 0		0- 0		HOME		0- 0		0- 0		0- 0
0- 0		0- 0		0- 0		AWAY		0- 0		0- 0		0- 0
0- 0		0- 0		0- 0		NEUTRAL		0- 0		0- 0		0- 0

R
i
c
h
m
o
n
d

RPI 1-25				RPI 26-50				RPI 51-100				RPI 101+ Team's RPI: 266			
RPI	S	Opponent	Score	RPI	S	Opponent	Score	RPI	S	Opponent	Score	RPI	S	Opponent	Score
19	A	UCF	48 70	40	N	Virginia Tech	57 85	61	H	Ohio	58 109	106	H	Georgetown	53 73
								71	A	Quinnipiac	48 65	167	H	Drexel	35 58
								80	A	Wake Forest	48 62	173	A	William & Mary	55 65
												204	H	Howard	67 60
												222	H	UMES	57 55
												277	H	Fairfield	40 58
												314	A	Fla. Atlantic	55 69
LAST 12 Division I GAMES:															
				61	H	Ohio	58 109	167	H	Drexel	35 58				
				71	A	Quinnipiac	48 65	314	A	Fla. Atlantic	55 69				
				204	H	Howard	67 60	222	H	UMES	57 55				
				173	A	William & Mary	55 65	80	A	Wake Forest	48 62				
				40	N	Virginia Tech	57 85	277	H	Fairfield	40 58				
				19	A	UCF	48 70	106	H	Georgetown	53 73				

Non-Di v I Games:

Ri chmond

Average RPI	Win: 273	WON-LOST RECORD	WINNING PCT. RANK	LAST 10 GAMES	STRENGTH OF SCHEDULE	OPP. STRENGTH OF SCHEDULE	TEAM RPI	ADJ. RPI	CONF. RPI	ADJ CONF. RPI
Average RPI	Loss: 151									
DIV. I ONLY		4- 7	229	4-6	211	234	249	249	27	27
DIV. I NON-CONF.		4- 7	227	0- 1	202	228	246	246	27	27

TOTALS	RPI 1-25	RPI 26-50		W-L RECORDS	RPI 51-100	RPI 101-150	RPI 150+			
4- 7	0- 0	0- 1		OVERALL	0- 1	0- 2	4- 3			
2- 3	0- 0	0- 0		HOME	0- 0	0- 2	2- 1			
2- 3	0- 0	0- 1		AWAY	0- 0	0- 0	2- 2			
0- 1	0- 0	0- 0		NEUTRAL	0- 1	0- 0	0- 0			
4- 7	0- 0	0- 1		NON-CONFERENCE	0- 1	0- 2	4- 3			
2- 3	0- 0	0- 0		HOME	0- 0	0- 2	2- 1			
2- 3	0- 0	0- 1		AWAY	0- 0	0- 0	2- 2			
0- 1	0- 0	0- 0		NEUTRAL	0- 1	0- 0	0- 0			
0- 0	0- 0	0- 0		CONFERENCE	0- 0	0- 0	0- 0			
0- 0	0- 0	0- 0		HOME	0- 0	0- 0	0- 0			
0- 0	0- 0	0- 0		AWAY	0- 0	0- 0	0- 0			
0- 0	0- 0	0- 0		NEUTRAL	0- 0	0- 0	0- 0			

RPI 1-25				RPI 26-50				RPI 51-100				RPI 101+				Team's RPI : 249			
RPI	S	Opponent	Score	RPI	S	Opponent	Score	RPI	S	Opponent	Score	RPI	S	Opponent	Score				
				42	A	Bucknell I	59 80					87	N	Boston College	61 112	101	H	Princeton	65 89
																106	H	Georgetown	49 79
																202	A	Holy Cross	61 71
																209	H	Mt. St. Mary's	85 67
																229	H	Navy	60 66
																263	A	Binghamton	62 57
																285	A	Saint Joseph's	56 54
																292	A	Vermont	49 54
																334	H	NJIT	67 46
LAST 12 Division I GAMES:																			
				106	H	Georgetown	49 79	87	N	Boston College	61 112								
				42	A	Bucknell I	59 80	209	H	Mt. St. Mary's	85 67								
				263	A	Binghamton	62 57	202	A	Holy Cross	61 71								
				229	H	Navy	60 66	292	A	Vermont	49 54								
				334	H	NJIT	67 46	101	H	Princeton	65 89								
				285	A	Saint Joseph's	56 54												

Non-Div I Games:

Ri der

Average RPI Win:	305	WON-LOST	WINNING	LAST 10	STRENGTH OF	OPP. STRENGTH	TEAM	ADJ.	CONF.	ADJ CONF.
Average RPI Loss:	132	RECORD	PCT. RANK	GAMES	SCHEDULE	OF SCHEDULE	RPI	RPI	RPI	RPI
DIV. I ONLY	2- 8	292	3-7	199	166	303	303	31	31	
DIV. I NON-CONF.	2- 8	290	0- 1	191	164	303	303	31	31	

TOTALS	RPI 1-25	RPI 26-50	W-L RECORDS	RPI 51-100	RPI 101-150	RPI 150+				
2- 8	0- 1	0- 0	OVERALL	0- 0	0- 4	2- 3				
2- 3	0- 0	0- 0	HOME	0- 0	0- 2	2- 1				
0- 4	0- 1	0- 0	AWAY	0- 0	0- 2	0- 1				
0- 1	0- 0	0- 0	NEUTRAL	0- 0	0- 0	0- 1				
2- 8	0- 1	0- 0	NON-CONFERENCE	0- 0	0- 4	2- 3				
2- 3	0- 0	0- 0	HOME	0- 0	0- 2	2- 1				
0- 4	0- 1	0- 0	AWAY	0- 0	0- 2	0- 1				
0- 1	0- 0	0- 0	NEUTRAL	0- 0	0- 0	0- 1				
0- 0	0- 0	0- 0	CONFERENCE	0- 0	0- 0	0- 0				
0- 0	0- 0	0- 0	HOME	0- 0	0- 0	0- 0				
0- 0	0- 0	0- 0	AWAY	0- 0	0- 0	0- 0				
0- 0	0- 0	0- 0	NEUTRAL	0- 0	0- 0	0- 0				

RPI 1-25				RPI 26-50				RPI 51-100				RPI 101+				Team's RPI: 303
RPI	S	Opponent	Score	RPI	S	Opponent	Score	RPI	S	Opponent	Score	RPI	S	Opponent	Score	
11	A	Iowa	63 92									105	H	James Madison	36 57	
												115	A	Loyola Marymount	53 61	
												124	A	Youngstown St.	59 69	
												147	H	Rhode Island	41 46	
												152	H	Kent St.	46 54	
												154	A	Bowling Green	60 61	
												250	N	SMU	55 60	
												269	H	La Salle	67 39	
												340	H	Delaware St.	64 63	

LAST 12 Division I GAMES:																
340	H	Delaware St.	64 63	115	A	Loyola Marymount	53 61									
152	H	Kent St.	46 54	105	H	James Madison	36 57									
11	A	Iowa	63 92	269	H	La Salle	67 39									
250	N	SMU	55 60	124	A	Youngstown St.	59 69									
154	A	Bowling Green	60 61													
147	H	Rhode Island	41 46													

Non-Div I Games: Pitt.-Johnstown 73 53

Robert Morris

Average RPI Win: 159

Average RPI Loss: 20

WON-LOST
RECORDWINNING
PCT. RANKLAST 10
GAMESSTRENGTH OF
SCHEDULEOPP. STRENGTH
OF SCHEDULETEAM
RPIADJ.
RPICONF.
RPIADJ CONF.
RPIDIV. I ONLY
DIV. I NON-CONF.

9- 3

60

7-3

30

106

24

24

3

3

7- 3

82

1- 1

70

109

50

50

3

3

TOTALS

RPI 1-25

RPI 26-50

W-L RECORDS

RPI 51-100

RPI 101-150

RPI 150+

9- 3

0- 2

1- 1

OVERALL

4- 0

0- 0

4- 0

6- 0

0- 0

0- 0

HOME

3- 0

0- 0

3- 0

2- 1

0- 0

1- 1

AWAY

1- 0

0- 0

0- 0

1- 2

0- 2

0- 0

NEUTRAL

0- 0

0- 0

1- 0

7- 3

0- 2

0- 1

NON-CONFERENCE

3- 0

0- 0

4- 0

5- 0

0- 0

0- 0

HOME

2- 0

0- 0

3- 0

1- 1

0- 0

0- 1

AWAY

1- 0

0- 0

0- 0

1- 2

0- 2

0- 0

NEUTRAL

0- 0

0- 0

1- 0

2- 0

0- 0

1- 0

CONFERENCE

1- 0

0- 0

0- 0

1- 0

0- 0

0- 0

HOME

1- 0

0- 0

0- 0

1- 0

0- 0

1- 0

AWAY

0- 0

0- 0

0- 0

0- 0

0- 0

0- 0

NEUTRAL

0- 0

0- 0

0- 0

RPI 1-25 Team's RPI: 24

RPI 26-50

RPI 51-100

RPI 101+

RPI	S	Opponent	Score
9	N	Gonzaga	40 57
10	N	Drake	59 69

RPI	S	Opponent	Score
40	A	Virginia Tech	51 67
45	A	Maryland	73 65

RPI	S	Opponent	Score
59	H	LSU	57 43
75	H	Northwestern	45 41
86	A	Harvard	60 49
97	H	Stony Brook	61 47

RPI	S	Opponent	Score
233	H	Saint Francis (PA)	96 52
262	H	Central Conn. St.	73 44
272	N	ETSU	68 44
300	H	Albany (NY)	65 39

LAST 12 Division I GAMES:

59	H	LSU	57	43	272	N	ETSU	68	44
86	A	Harvard	60	49	9	N	Gonzaga	40	57
40	A	Virginia Tech	51	67	45	A	Maryland	73	65
10	N	Drake	59	69	75	H	Northwestern	45	41
300	H	Albany (NY)	65	39	97	H	Stony Brook	61	47
262	H	Central Conn. St.	73	44	233	H	Saint Francis (PA)	96	52

Non-Div I Games:

Rutgers

Average RPI Win:	204	WON-LOST	WINNING	LAST 10	STRENGTH OF	OPP. STRENGTH	TEAM	ADJ.	CONF.	ADJ CONF.
Average RPI Loss:	75	RECORD	PCT. RANK	GAMES	SCHEDULE	OF SCHEDULE	RPI	RPI	RPI	RPI
DIV. I ONLY	6- 3	91	8-2	94	198	57	57	22	22	
DIV. I NON-CONF.	6- 3	91	0- 1	94	194	55	55	22	22	

TOTALS	RPI 1-25	RPI 26-50	W-L RECORDS	RPI 51-100	RPI 101-150	RPI 150+				
6- 3	0- 0	0- 2	OVERALL	0- 0	2- 0	4- 1				
4- 0	0- 0	0- 0	HOME	0- 0	1- 0	3- 0				
0- 3	0- 0	0- 2	AWAY	0- 0	0- 0	0- 1				
2- 0	0- 0	0- 0	NEUTRAL	0- 0	1- 0	1- 0				
6- 3	0- 0	0- 2	NON-CONFERENCE	0- 0	2- 0	4- 1				
4- 0	0- 0	0- 0	HOME	0- 0	1- 0	3- 0				
0- 3	0- 0	0- 2	AWAY	0- 0	0- 0	0- 1				
2- 0	0- 0	0- 0	NEUTRAL	0- 0	1- 0	1- 0				
0- 0	0- 0	0- 0	CONFERENCE	0- 0	0- 0	0- 0				
0- 0	0- 0	0- 0	HOME	0- 0	0- 0	0- 0				
0- 0	0- 0	0- 0	AWAY	0- 0	0- 0	0- 0				
0- 0	0- 0	0- 0	NEUTRAL	0- 0	0- 0	0- 0				

S
F
AS
F
A

RPI 1-25				RPI 26-50				RPI 51-100				Team's RPI : 57				RPI 101+			
RPI	S	Opponent	Score	RPI	S	Opponent	Score	RPI	S	Opponent	Score	RPI	S	Opponent	Score	RPI	S	Opponent	Score
				27	A	New Mexico	33 74					125	N	Yale	67 57				
				38	A	Miami (FL)	60 81					128	H	Montana St.	60 53				
												159	A	Texas Tech	69 77				
												181	H	Tulsa	76 34				
												203	H	Texas Southern	74 55				
												257	N	Hampton	70 68				
												332	H	Morgan St.	69 42				
LAST 12 Division I GAMES:																			
				128	H	Montana St.	60 53					27	A	New Mexico	33 74				
				159	A	Texas Tech	69 77					125	N	Yale	67 57				
				181	H	Tulsa	76 34					257	N	Hampton	70 68				
				332	H	Morgan St.	69 42					203	H	Texas Southern	74 55				
				38	A	Miami (FL)	60 81												

Non-Div I Games: Wiley 97 38 Cameron 86 59 Our Lady of the Lake 63 77

SFA

Average RPI	Win:	245	WON-LOST	WINNING	LAST 10	STRENGTH OF	OPP. STRENGTH	TEAM	ADJ.	CONF.	ADJ CONF.
Average RPI	Loss:	119	RECORD	PCT. RANK	GAMES	SCHEDULE	OF SCHEDULE	RPI	RPI	RPI	RPI
DIV. I ONLY		3- 5		226	4-5	137	211	216	216	11	11
DIV. I NON-CONF.		3- 4		199	1- 0	147	241	217	217	11	11

TOTALS	RPI 1-25		RPI 26-50		W-L RECORDS	RPI 51-100		RPI 101-150		RPI 150+	
3- 5	0- 0		0- 1		OVERALL	0- 2		0- 0		3- 2	
1- 2	0- 0		0- 0		HOME	0- 1		0- 0		1- 1	
0- 2	0- 0		0- 1		AWAY	0- 1		0- 0		0- 0	
2- 1	0- 0		0- 0		NEUTRAL	0- 0		0- 0		2- 1	
3- 4	0- 0		0- 1		NON-CONFERENCE	0- 1		0- 0		3- 2	
1- 2	0- 0		0- 0		HOME	0- 1		0- 0		1- 1	
0- 1	0- 0		0- 1		AWAY	0- 0		0- 0		0- 0	
2- 1	0- 0		0- 0		NEUTRAL	0- 0		0- 0		2- 1	
0- 1	0- 0		0- 0		CONFERENCE	0- 1		0- 0		0- 0	
0- 0	0- 0		0- 0		HOME	0- 0		0- 0		0- 0	
0- 1	0- 0		0- 0		AWAY	0- 1		0- 0		0- 0	
0- 0	0- 0		0- 0		NEUTRAL	0- 0		0- 0		0- 0	

RPI 1-25				RPI 26-50				RPI 51-100				RPI 101+ Team's RPI: 216			
RPI	S	Opponent	Score	RPI	S	Opponent	Score	RPI	S	Opponent	Score	RPI	S	Opponent	Score
				27	A	New Mexico	53 85	51	A	Northern Colo.	69 82	177	N	Illinois	109 107
								92	H	UC Davis	60 109	198	N	Pepperdine	97 113
												228	H	San Francisco	75 86
												257	N	Hampton	65 61
												301	H	Cal Poly	88 85
LAST 12 Division I GAMES:															
				257	N	Hampton	65 61	92	H	UC Davis	60 109				
				51	A	Northern Colo.	69 82	228	H	San Francisco	75 86				
				27	A	New Mexico	53 85	177	N	Illinois	109 107				
								198	N	Pepperdine	97 113				
								301	H	Cal Poly	88 85				

Non-Div I Games: Antelope Valley 86 80

Sacramento St.

Average RPI	Win:	296	WON-LOST	WINNING	LAST 10	STRENGTH OF	OPP. STRENGTH	TEAM	ADJ.	CONF.	ADJ CONF.
Average RPI	Loss:	161	RECORD	PCT. RANK	GAMES	SCHEDULE	OF SCHEDULE	RPI	RPI	RPI	RPI
DIV. I ONLY		4- 7		229	4-6	189	280	223	223	31	31
DIV. I NON-CONF.		4- 7		227	0- 1	184	279	222	222	31	31
<hr/>											
TOTALS	RPI 1-25		RPI 26-50		W-L RECORDS	RPI 51-100		RPI 101-150		RPI 150+	
4- 7	0- 1		0- 0		OVERALL	0- 1		0- 2		4- 3	
1- 3	0- 0		0- 0		HOME	0- 1		0- 0		1- 2	
3- 4	0- 1		0- 0		AWAY	0- 0		0- 2		3- 1	
0- 0	0- 0		0- 0		NEUTRAL	0- 0		0- 0		0- 0	
4- 7	0- 1		0- 0		NON-CONFERENCE	0- 1		0- 2		4- 3	
1- 3	0- 0		0- 0		HOME	0- 1		0- 0		1- 2	
3- 4	0- 1		0- 0		AWAY	0- 0		0- 2		3- 1	
0- 0	0- 0		0- 0		NEUTRAL	0- 0		0- 0		0- 0	
0- 0	0- 0		0- 0		CONFERENCE	0- 0		0- 0		0- 0	
0- 0	0- 0		0- 0		HOME	0- 0		0- 0		0- 0	
0- 0	0- 0		0- 0		AWAY	0- 0		0- 0		0- 0	
0- 0	0- 0		0- 0		NEUTRAL	0- 0		0- 0		0- 0	

RPI	S	Opponent	Score	RPI	S	Opponent	Score	RPI	S	Opponent	Score	RPI	S	Opponent	Score	Team's RPI: 223
23	A	Kentucky	43 71					97	H	Stony Brook	58 73	134	A	Providence	52 62	
												139	A	Lehigh	66 70	
												212	A	Massachusetts	61 78	
												237	A	Hofstra	70 64	
												239	H	Monmouth	50 55	
												285	H	Saint Joseph's	44 61	
												296	H	Siena	72 50	
												315	A	New Hampshire	71 60	
												336	A	Manhattan	74 46	
<hr/>																
LAST 12 Division I GAMES:																
285	H	Saint Joseph's	44 61	23	A	Kentucky	43 71	134	A	Providence	52 62	296	H	Siena	72 50	
336	A	Manhattan	74 46	315	A	New Hampshire	71 60	212	A	Massachusetts	61 78					
139	A	Lehigh	66 70													
97	H	Stony Brook	58 73													
237	A	Hofstra	70 64													
239	H	Monmouth	50 55													

Non-Div I Games:

Sacred Heart

Average RPI Win:	276	WON-LOST	WINNING	LAST 10	STRENGTH OF	OPP. STRENGTH	TEAM	ADJ.	CONF.	ADJ CONF.
Average RPI Loss:	104	RECORD	PCT. RANK	GAMES	SCHEDULE	OF SCHEDULE	RPI	RPI	RPI	RPI
DIV. I ONLY	2- 9	298	3-7	84	158	233	233	31	31	
DIV. I NON-CONF.	2- 9	296	0- 1	85	158	233	233	31	31	

TOTALS	RPI 1-25	RPI 26-50	W-L RECORDS	RPI 51-100	RPI 101-150	RPI 150+				
2- 9	0- 2	0- 0	OVERALL	0- 3	0- 3	2- 1				
1- 2	0- 0	0- 0	HOME	0- 0	0- 2	1- 0				
1- 5	0- 2	0- 0	AWAY	0- 1	0- 1	1- 1				
0- 2	0- 0	0- 0	NEUTRAL	0- 2	0- 0	0- 0				
2- 9	0- 2	0- 0	NON-CONFERENCE	0- 3	0- 3	2- 1				
1- 2	0- 0	0- 0	HOME	0- 0	0- 2	1- 0				
1- 5	0- 2	0- 0	AWAY	0- 1	0- 1	1- 1				
0- 2	0- 0	0- 0	NEUTRAL	0- 2	0- 0	0- 0				
0- 0	0- 0	0- 0	CONFERENCE	0- 0	0- 0	0- 0				
0- 0	0- 0	0- 0	HOME	0- 0	0- 0	0- 0				
0- 0	0- 0	0- 0	AWAY	0- 0	0- 0	0- 0				
0- 0	0- 0	0- 0	NEUTRAL	0- 0	0- 0	0- 0				

RPI 1-25				RPI 26-50				RPI 51-100				RPI 101+ Team's RPI: 233			
RPI	S	Opponent	Score	RPI	S	Opponent	Score	RPI	S	Opponent	Score	RPI	S	Opponent	Score
13	A	Baylor	58 116					76	N	Boise St.	64 78	124	A	Youngstown St.	56 80
24	A	Rutgers	52 96					82	N	Montana	77 79	126	H	Duquesne	73 93
								90	A	Pittsburgh	75 78	127	H	FGCU	69 83
												208	H	Morehead St.	89 83
												270	A	Liberty	53 82
												343	A	Longwood	91 88

LAST 12 Division I GAMES:															
208	H	Morehead St.	89 83	82	N	Montana	77 79	90	A	Pittsburgh	75 78	270	A	Liberty	53 82
76	N	Boise St.	64 78	90	A	Pittsburgh	75 78	13	A	Baylor	58 116	24	A	Rutgers	52 96
124	A	Youngstown St.	56 80												
127	H	FGCU	69 83												
343	A	Longwood	91 88												
126	H	Duquesne	73 93												

Non-Div I Games: Seton Hill 86 74

Saint Francis (PA)

Average RPI Win: 272		WON-LOST	WINNING	LAST 10	STRENGTH OF		OPP. STRENGTH	TEAM	ADJ.	CONF.	ADJ CONF.
Loss: 154		RECORD	PCT. RANK	GAMES	SCHEDULE		OF SCHEDULE	RPI	RPI	RPI	RPI
DIV. I ONLY		4- 9	252	4-6	231		236	285	285	16	16
DIV. I NON-CONF.		4- 9	253	1- 0	227		230	287	287	18	18
TOTALS		RPI 1-25	RPI 26-50	W-L RECORDS		RPI 51-100	RPI 101-150	RPI 150+			
4- 9	0- 0	0- 2		OVERALL		0- 1	0- 0	4- 6			
3- 5	0- 0	0- 2		HOME		0- 0	0- 0	3- 3			
1- 4	0- 0	0- 0		AWAY		0- 1	0- 0	1- 3			
0- 0	0- 0	0- 0		NEUTRAL		0- 0	0- 0	0- 0			
4- 9	0- 0	0- 2		NON-CONFERENCE		0- 1	0- 0	4- 6			
3- 5	0- 0	0- 2		HOME		0- 0	0- 0	3- 3			
1- 4	0- 0	0- 0		AWAY		0- 1	0- 0	1- 3			
0- 0	0- 0	0- 0		NEUTRAL		0- 0	0- 0	0- 0			
0- 0	0- 0	0- 0		CONFERENCE		0- 0	0- 0	0- 0			
0- 0	0- 0	0- 0		HOME		0- 0	0- 0	0- 0			
0- 0	0- 0	0- 0		AWAY		0- 0	0- 0	0- 0			
0- 0	0- 0	0- 0		NEUTRAL		0- 0	0- 0	0- 0			

RPI 1-25					RPI 26-50					RPI 51-100					RPI 101+					Team's RPI : 285	
RPI	S	Opponent	Score		RPI	S	Opponent	Score		RPI	S	Opponent	Score		RPI	S	Opponent	Score			
					30	H	Auburn	70	81						158	H	Towson	52	73		
					31	H	Vi l l anova	35	47						167	A	Drexel	34	51		

Non-Div I Games:

Saint Joseph's

Average RPI Win:	213	WON-LOST	WINNING	LAST 10	STRENGTH OF	OPP. STRENGTH	TEAM	ADJ.	CONF.	ADJ CONF.
Average RPI Loss:	124	RECORD	PCT. RANK	GAMES	SCHEDULE	OF SCHEDULE	RPI	RPI	RPI	RPI
DIV. I ONLY	5- 8	222	4-6	164	111	206	206	16	16	
DIV. I NON-CONF.	5- 8	224	1- 0	164	113	206	206	18	18	

TOTALS	RPI 1-25	RPI 26-50	W-L RECORDS	RPI 51-100	RPI 101-150	RPI 150+				
5- 8	0- 1	0- 1	OVERALL	0- 0	2- 3	3- 3				
2- 4	0- 1	0- 1	HOME	0- 0	1- 1	1- 1				
3- 2	0- 0	0- 0	AWAY	0- 0	1- 0	2- 2				
0- 2	0- 0	0- 0	NEUTRAL	0- 0	0- 2	0- 0				
5- 8	0- 1	0- 1	NON-CONFERENCE	0- 0	2- 3	3- 3				
2- 4	0- 1	0- 1	HOME	0- 0	1- 1	1- 1				
3- 2	0- 0	0- 0	AWAY	0- 0	1- 0	2- 2				
0- 2	0- 0	0- 0	NEUTRAL	0- 0	0- 2	0- 0				
0- 0	0- 0	0- 0	CONFERENCE	0- 0	0- 0	0- 0				
0- 0	0- 0	0- 0	HOME	0- 0	0- 0	0- 0				
0- 0	0- 0	0- 0	AWAY	0- 0	0- 0	0- 0				
0- 0	0- 0	0- 0	NEUTRAL	0- 0	0- 0	0- 0				

RPI	S	Opponent	Score	RPI	S	Opponent	Score	RPI	S	Opponent	Score	RPI	S	Opponent	Score	Team's RPI: 206
2	H	UConn	42 98	50	H	Missouri	62 74					117	H	Southern Ill.	62 58	
												121	N	Chattanooga	61 71	
												125	N	Yale	52 58	
												133	A	Virginia	67 65	
												143	H	Cincinnati	50 51	
												171	H	Indiana St.	56 60	
												181	A	Tulsa	75 86	
												195	A	Illinois St.	67 72	
												242	A	Eastern Ky.	70 43	
												259	H	SIUE	63 56	
												314	A	Fla. Atlantic	93 61	

LAST 12 Division I GAMES:																
				50	H	Missouri	62 74	314	A	Fla. Atlantic	93 61					
				2	H	UConn	42 98	125	N	Yale	52 58					
				259	H	SIUE	63 56	195	A	Illinois St.	67 72					
				117	H	Southern Ill.	62 58	181	A	Tulsa	75 86					
				133	A	Virginia	67 65	143	H	Cincinnati	50 51					
				121	N	Chattanooga	61 71	171	H	Indiana St.	56 60					

Non-Div I Games:

Saint Louis

Average RPI Win:	160	WON-LOST	WINNING	LAST 10	STRENGTH OF	OPP. STRENGTH	TEAM	ADJ.	CONF.	ADJ CONF.
Average RPI Loss:	49	RECORD	PCT. RANK	GAMES	SCHEDULE	OF SCHEDULE	RPI	RPI	RPI	RPI
DIV. I ONLY	7- 5	128	5-5	41	49	48	48	7	7	
DIV. I NON-CONF.	7- 4	109	1- 0	47	44	45	45	7	7	

TOTALS	RPI 1-25	RPI 26-50	W-L RECORDS	RPI 51-100	RPI 101-150	RPI 150+				
7- 5	0- 2	2- 0	OVERALL	0- 3	1- 0	4- 0				
2- 2	0- 2	1- 0	HOME	0- 0	0- 0	1- 0				
3- 3	0- 0	0- 0	AWAY	0- 3	1- 0	2- 0				
2- 0	0- 0	1- 0	NEUTRAL	0- 0	0- 0	1- 0				
7- 4	0- 2	2- 0	NON-CONFERENCE	0- 2	1- 0	4- 0				
2- 2	0- 2	1- 0	HOME	0- 0	0- 0	1- 0				
3- 2	0- 0	0- 0	AWAY	0- 2	1- 0	2- 0				
2- 0	0- 0	1- 0	NEUTRAL	0- 0	0- 0	1- 0				
0- 1	0- 0	0- 0	CONFERENCE	0- 1	0- 0	0- 0				
0- 0	0- 0	0- 0	HOME	0- 0	0- 0	0- 0				
0- 1	0- 0	0- 0	AWAY	0- 1	0- 0	0- 0				
0- 0	0- 0	0- 0	NEUTRAL	0- 0	0- 0	0- 0				

RPI 1-25				RPI 26-50				RPI 51-100				RPI 101+			
RPI	S	Opponent	Score	RPI	S	Opponent	Score	RPI	S	Opponent	Score	RPI	S	Opponent	Score
3	H	Oregon	55 79	34	H	Wyomi ng	90 84	66	A	Paci fi c	67 76	103	A	Washington St.	70 64
14	H	Cal i forni a	78 81	36	N	Ol d Domi ni on	83 65	70	A	Oregon St.	56 89	161	N	Texas St.	89 62
								92	A	UC Davi s	74 76	187	H	Mi l waukee	73 71
												295	A	UC Santa Barbara	80 55
												301	A	Cal Poly	69 51
LAST 12 Division I GAMES:															
92	A	UC Davi s	74 76	36	N	Ol d Domi ni on	83 65	66	A	Paci fi c	67 76	161	N	Texas St.	89 62
14	H	Cal i forni a	78 81	70	A	Oregon St.	56 89	103	A	Washington St.	70 64	34	H	Wyomi ng	90 84
301	A	Cal Poly	69 51	92	A	UC Davi s	74 76	66	A	Paci fi c	67 76	187	H	Mi l waukee	73 71
295	A	UC Santa Barbara	80 55	70	A	Oregon St.	56 89	103	A	Washington St.	70 64	34	H	Wyomi ng	90 84
3	H	Oregon	55 79	92	A	UC Davi s	74 76	66	A	Paci fi c	67 76	161	N	Texas St.	89 62
187	H	Mi l waukee	73 71	70	A	Oregon St.	56 89	103	A	Washington St.	70 64	34	H	Wyomi ng	90 84

Non-Div I Games:

Saint Mary's (CA)

Average RPI Win:	340	WON-LOST	WINNING	LAST 10	STRENGTH OF	OPP. STRENGTH	TEAM	ADJ.	CONF.	ADJ CONF.
Average RPI Loss:	180	RECORD	PCT. RANK	GAMES	SCHEDULE	OF SCHEDULE	RPI	RPI	RPI	RPI
DIV. I ONLY	5- 6	181	4-6	302	346	280	280	27	27	
DIV. I NON-CONF.	5- 6	176	1- 0	302	345	282	282	27	27	

TOTALS	RPI 1-25	RPI 26-50	W-L RECORDS	RPI 51-100	RPI 101-150	RPI 150+				
5- 6	0- 0	0- 0	OVERALL	0- 2	0- 1	5- 3				
4- 1	0- 0	0- 0	HOME	0- 0	0- 0	4- 1				
1- 5	0- 0	0- 0	AWAY	0- 2	0- 1	1- 2				
0- 0	0- 0	0- 0	NEUTRAL	0- 0	0- 0	0- 0				
5- 6	0- 0	0- 0	NON-CONFERENCE	0- 2	0- 1	5- 3				
4- 1	0- 0	0- 0	HOME	0- 0	0- 0	4- 1				
1- 5	0- 0	0- 0	AWAY	0- 2	0- 1	1- 2				
0- 0	0- 0	0- 0	NEUTRAL	0- 0	0- 0	0- 0				
0- 0	0- 0	0- 0	CONFERENCE	0- 0	0- 0	0- 0				
0- 0	0- 0	0- 0	HOME	0- 0	0- 0	0- 0				
0- 0	0- 0	0- 0	AWAY	0- 0	0- 0	0- 0				
0- 0	0- 0	0- 0	NEUTRAL	0- 0	0- 0	0- 0				

RPI 1-25				RPI 26-50				RPI 51-100				RPI 101+ Team's RPI: 280					
RPI	S	Opponent	Score	RPI	S	Opponent	Score	RPI	S	Opponent	Score	RPI	S	Opponent	Score		
								87	A	Boston College	57	89	125	A	Yale	56	72
								91	A	Seton Hall	47	90	224	H	Cal St. Fullerton	45	69
												271	A	St. Francis Brooklyn	70	74	
												284	A	UMass Lowell	57	59	
												333	H	Wagner	69	57	
												334	H	NJIT	70	57	
												339	A	Lafayette	62	60	
												347	H	Fairleigh Dickinson	75	58	
												349	H	LIU Brooklyn	86	59	

LAST 12 Division I GAMES:																	
125	A	Yale	56	72	347	H	Fairleigh Dickinson	75	58								
91	A	Seton Hall	47	90	271	A	St. Francis Brooklyn	70	74								
333	H	Wagner	69	57	224	H	Cal St. Fullerton	45	69								
339	A	Lafayette	62	60	284	A	UMass Lowell	57	59								
349	H	LIU Brooklyn	86	59	334	H	NJIT	70	57								
87	A	Boston College	57	89													

Non-Div I Games:

Saint Peter's

Average RPI Win:	281	WON-LOST	WINNING	LAST 10	STRENGTH OF	OPP. STRENGTH	TEAM	ADJ.	CONF.	ADJ CONF.
Average RPI Loss:	137	RECORD	PCT. RANK	GAMES	SCHEDULE	OF SCHEDULE	RPI	RPI	RPI	RPI
DIV. I ONLY	2- 5	262	5-5	43	330	162	162	22	22	
DIV. I NON-CONF.	2- 5	262	0- 1	42	330	163	163	22	22	

TOTALS	RPI 1-25	RPI 26-50	W-L RECORDS	RPI 51-100	RPI 101-150	RPI 150+				
2- 5	0- 0	0- 0	OVERALL	0- 1	0- 2	2- 2				
0- 1	0- 0	0- 0	HOME	0- 0	0- 1	0- 0				
2- 3	0- 0	0- 0	AWAY	0- 1	0- 1	2- 1				
0- 1	0- 0	0- 0	NEUTRAL	0- 0	0- 0	0- 1				
2- 5	0- 0	0- 0	NON-CONFERENCE	0- 1	0- 2	2- 2				
0- 1	0- 0	0- 0	HOME	0- 0	0- 1	0- 0				
2- 3	0- 0	0- 0	AWAY	0- 1	0- 1	2- 1				
0- 1	0- 0	0- 0	NEUTRAL	0- 0	0- 0	0- 1				
0- 0	0- 0	0- 0	CONFERENCE	0- 0	0- 0	0- 0				
0- 0	0- 0	0- 0	HOME	0- 0	0- 0	0- 0				
0- 0	0- 0	0- 0	AWAY	0- 0	0- 0	0- 0				
0- 0	0- 0	0- 0	NEUTRAL	0- 0	0- 0	0- 0				

RPI 1-25				RPI 26-50				RPI 51-100				RPI 101+				Team's RPI: 162
RPI	S	Opponent	Score	RPI	S	Opponent	Score	RPI	S	Opponent	Score	RPI	S	Opponent	Score	
								59	A	LSU	52 66	109	A	TCU	59 72	
												120	H	Oral Roberts	62 73	
												153	N	Troy	79 84	
												244	A	Wichi ta St.	55 63	
												252	A	Southern Mi ss.	65 61	
												310	A	Loui si ana	68 62	
LAST 12 Division I GAMES:																
				153	N	Troy	79 84	109	A	TCU	59 72					
				244	A	Wichi ta St.	55 63	120	H	Oral Roberts	62 73					
				59	A	LSU	52 66	310	A	Loui si ana	68 62					
								252	A	Southern Mi ss.	65 61					

Non-Div I Games: UNKNOWN 94 46 Wiley 101 63 Jarvis Christian 100 55

Sam Houston St.

Average RPI Win: 229

Average RPI Loss: 154

WON-LOST
RECORDWINNING
PCT. RANKLAST 10
GAMESSTRENGTH OF
SCHEDULEOPP. STRENGTH
OF SCHEDULETEAM
RPIADJ.
RPICONF.
RPIADJ CONF.
RPIDIV. I ONLY
DIV. I NON-CONF.3- 10
3- 10278
2772-8
0- 1113
111274
273213
214213
21423
2323
23

TOTALS

RPI 1-25

RPI 26-50

W-L RECORDS

RPI 51-100

RPI 101-150

RPI 150+

3- 10

0- 0

0- 1

OVERALL

0- 3

0- 1

3- 5

1- 1

0- 0

0- 0

HOME

0- 0

0- 1

1- 0

2- 9

0- 0

0- 1

AWAY

0- 3

0- 0

2- 5

0- 0

0- 0

0- 0

NEUTRAL

0- 0

0- 0

0- 0

3- 10

0- 0

0- 1

NON-CONFERENCE

0- 3

0- 1

3- 5

1- 1

0- 0

0- 0

HOME

0- 0

0- 1

1- 0

2- 9

0- 0

0- 1

AWAY

0- 3

0- 0

2- 5

0- 0

0- 0

0- 0

NEUTRAL

0- 0

0- 0

0- 0

0- 0

0- 0

0- 0

CONFERENCE

0- 0

0- 0

0- 0

0- 0

0- 0

0- 0

HOME

0- 0

0- 0

0- 0

0- 0

0- 0

0- 0

AWAY

0- 0

0- 0

0- 0

0- 0

0- 0

0- 0

NEUTRAL

0- 0

0- 0

0- 0

RPI 1-25

RPI 26-50

RPI 51-100

RPI 101+

Team's RPI: 213

RPI S Opponent Score

RPI S Opponent Score

RPI S Opponent Score

RPI S Opponent Score

30 A Auburn 46 73

52 A Colorado 39 81

140 H UAB 41 66

98 A UT Martin 68 89

153 A Troy 52 72

100 A Oklahoma St. 62 82

179 A Vanderbilt 52 77

189 A Denver 87 83

193 A Alabama St. 60 51

252 A Southern Miss. 40 76

257 A Hampton 57 64

282 A Memphis 48 53

305 H Presbyterian 75 54

LAST 12 Division I GAMES:

179 A Vanderbilt 52 77

30 A Auburn 46 73

52 A Colorado 39 81

282 A Memphis 48 53

189 A Denver 87 83

140 H UAB 41 66

252 A Southern Miss. 40 76

305 H Presbyterian 75 54

193 A Alabama St. 60 51

257 A Hampton 57 64

153 A Troy 52 72

100 A Oklahoma St. 62 82

Non-Div I Games:

Rhodes

71 54

Samford

Average RPI Win: 236

Average RPI Loss: 155

WON-LOST
RECORDWINNING
PCT. RANKLAST 10
GAMESSTRENGTH OF
SCHEDULEOPP. STRENGTH
OF SCHEDULETEAM
RPIADJ.
RPICONF.
RPIADJ CONF.
RPI

DIV. I ONLY	7- 5	128	7-3	287	114	185	185	7	7
DIV. I NON-CONF.	6- 4	126	0- 0	292	104	194	194	7	7

TOTALS	RPI 1-25	RPI 26-50	W-L RECORDS	RPI 51-100	RPI 101-150	RPI 150+			
7- 5	0- 1	0- 1	OVERALL	0- 0	0- 0	7- 3			
5- 1	0- 1	0- 0	HOME	0- 0	0- 0	5- 0			
2- 4	0- 0	0- 1	AWAY	0- 0	0- 0	2- 3			
0- 0	0- 0	0- 0	NEUTRAL	0- 0	0- 0	0- 0			
6- 4	0- 1	0- 1	NON-CONFERENCE	0- 0	0- 0	6- 2			
5- 1	0- 1	0- 0	HOME	0- 0	0- 0	5- 0			
1- 3	0- 0	0- 1	AWAY	0- 0	0- 0	1- 2			
0- 0	0- 0	0- 0	NEUTRAL	0- 0	0- 0	0- 0			
1- 1	0- 0	0- 0	CONFERENCE	0- 0	0- 0	1- 1			
0- 0	0- 0	0- 0	HOME	0- 0	0- 0	0- 0			
1- 1	0- 0	0- 0	AWAY	0- 0	0- 0	1- 1			
0- 0	0- 0	0- 0	NEUTRAL	0- 0	0- 0	0- 0			

RPI 1-25				RPI 26-50				RPI 51-100				RPI 101+ Team's RPI: 185			
RPI	S	Opponent	Score	RPI	S	Opponent	Score	RPI	S	Opponent	Score	RPI	S	Opponent	Score
14	H	Cal i forni a	53 70	29	A	Mi nnesota	48 53					184	A	Santa Clara	57 49
												211	H	San Diego St.	72 71
												217	A	Southern Utah	59 69
												220	H	Cleveland St.	83 82
												228	A	San Francisco	57 68
												231	H	Dartmouth	78 76
												234	A	Long Beach St.	60 56
												281	H	Hawai i	58 50
												288	H	San Jose St.	83 79
												289	A	UTSA	77 87
LAST 12 Division I GAMES:															
184	A	Santa Clara	57 49	289	A	UTSA	77 87								
228	A	San Francisco	57 68	234	A	Long Beach St.	60 56								
288	H	San Jose St.	83 79	231	H	Dartmouth	78 76								
29	A	Minnesota	48 53	211	H	San Diego St.	72 71								
281	H	Hawai i	58 50	14	H	Cal i forni a	53 70								
217	A	Southern Utah	59 69	220	H	Cleveland St.	83 82								

Non-Div I Games: Cal St. San B'dino 76 58

San Diego

Average RPI Win:	240	WON-LOST	WINNING	LAST 10	STRENGTH OF	OPP. STRENGTH	TEAM	ADJ.	CONF.	ADJ CONF.
Average RPI Loss:	165	RECORD	PCT. RANK	GAMES	SCHEDULE	OF SCHEDULE	RPI	RPI	RPI	RPI
DIV. I ONLY	5- 6	181	4-6	162	304	211	211	10	10	
DIV. I NON-CONF.	5- 6	176	0- 1	162	303	212	212	10	10	

TOTALS	RPI 1-25	RPI 26-50	W-L RECORDS	RPI 51-100	RPI 101-150	RPI 150+				
5- 6	0- 0	0- 0	OVERALL	0- 1	1- 2	4- 3				
3- 3	0- 0	0- 0	HOME	0- 1	0- 1	3- 1				
2- 3	0- 0	0- 0	AWAY	0- 0	1- 1	1- 2				
0- 0	0- 0	0- 0	NEUTRAL	0- 0	0- 0	0- 0				
5- 6	0- 0	0- 0	NON-CONFERENCE	0- 1	1- 2	4- 3				
3- 3	0- 0	0- 0	HOME	0- 1	0- 1	3- 1				
2- 3	0- 0	0- 0	AWAY	0- 0	1- 1	1- 2				
0- 0	0- 0	0- 0	NEUTRAL	0- 0	0- 0	0- 0				
0- 0	0- 0	0- 0	CONFERENCE	0- 0	0- 0	0- 0				
0- 0	0- 0	0- 0	HOME	0- 0	0- 0	0- 0				
0- 0	0- 0	0- 0	AWAY	0- 0	0- 0	0- 0				
0- 0	0- 0	0- 0	NEUTRAL	0- 0	0- 0	0- 0				

RPI 1-25				RPI 26-50				RPI 51-100				RPI 101+ Team's RPI: 211					
RPI	S	Opponent	Score	RPI	S	Opponent	Score	RPI	S	Opponent	Score	RPI	S	Opponent	Score		
								84	H	Ari zona	60	69	109	H	TCU	64	81
												135	A	CSUN	74	77	
												136	A	UC Irvine	78	70	
												184	A	Santa Clara	43	60	
												185	A	San Diego	71	72	
												224	A	Cal St. Fullerton	83	72	
												267	H	California Baptist	83	67	
												281	H	Hawai i	58	57	
												294	H	Incarnate Word	81	38	
												295	H	UC Santa Barbara	58	63	
LAST 12 Division I GAMES:																	
295	H	UC Santa Barbara	58	63	84	H	Ari zona	60	69	185	A	San Diego	71	72			
135	A	CSUN	74	77	109	H	TCU	64	81	267	H	California Baptist	83	67			
136	A	UC Irvine	78	70	294	H	Incarnate Word	81	38	224	A	Cal St. Fullerton	83	72			
184	A	Santa Clara	43	60													
281	H	Hawai i	58	57													

Non-Div I Games:

San Diego St.

Average RPI	Win:	261	WON-LOST	WINNING	LAST 10	STRENGTH OF	OPP. STRENGTH	TEAM	ADJ.	CONF.	ADJ CONF.
Average RPI	Loss:	88	RECORD	PCT. RANK	GAMES	SCHEDULE	OF SCHEDULE	RPI	RPI	RPI	RPI
DIV. I ONLY		5- 8		222	3-7	183	129	228	228	7	7
DIV. I NON-CONF.		4- 7		227	0- 0	246	111	249	249	7	7

TOTALS	RPI 1-25		RPI 26-50		W-L RECORDS	RPI 51-100		RPI 101-150		RPI 150+	
5- 8	0- 1		0- 1		OVERALL	0- 3		0- 2		5- 1	
2- 4	0- 0		0- 1		HOME	0- 2		0- 1		2- 0	
1- 3	0- 1		0- 0		AWAY	0- 1		0- 1		1- 0	
2- 1	0- 0		0- 0		NEUTRAL	0- 0		0- 0		2- 1	
4- 7	0- 1		0- 0		NON-CONFERENCE	0- 3		0- 2		4- 1	
1- 3	0- 0		0- 0		HOME	0- 2		0- 1		1- 0	
1- 3	0- 1		0- 0		AWAY	0- 1		0- 1		1- 0	
2- 1	0- 0		0- 0		NEUTRAL	0- 0		0- 0		2- 1	
1- 1	0- 0		0- 1		CONFERENCE	0- 0		0- 0		1- 0	
1- 1	0- 0		0- 1		HOME	0- 0		0- 0		1- 0	
0- 0	0- 0		0- 0		AWAY	0- 0		0- 0		0- 0	
0- 0	0- 0		0- 0		NEUTRAL	0- 0		0- 0		0- 0	

RPI 1-25				RPI 26-50				RPI 51-100				RPI 101+ Team's RPI: 228			
RPI	S	Opponent	Score	RPI	S	Opponent	Score	RPI	S	Opponent	Score	RPI	S	Opponent	Score
4	A	Stanford	62 96	47	H	BYU	59 67	51	H	Northern Colo.	63 68	103	A	Washington St.	61 91
								92	H	UC Davis	68 70	119	H	UT Arlington	73 80
								96	A	Idaho	63 70	185	H	San Diego	68 57
												190	N	North Dakota	97 100
												216	A	Sacramento St.	86 75
												288	H	San Jose St.	85 63
												301	N	Cal Poly	65 62
												316	N	North Dakota St.	75 42

LAST 12 Division I GAMES:															
47	H	BYU	59 67	92	H	UC Davis	68 70	185	H	San Diego	68 57	216	A	Sacramento St.	86 75
190	N	North Dakota	97 100	96	A	Idaho	63 70	316	N	North Dakota St.	75 42	103	A	Washington St.	61 91
301	N	Cal Poly	65 62	119	H	UT Arlington	73 80	4	A	Stanford	62 96	51	H	Northern Colo.	63 68

Non-Div I Games:

San Francisco

Average RPI Win: 313

WON-LOST
RECORDWINNING
PCT. RANKLAST 10
GAMESSTRENGTH OF
SCHEDULEOPP. STRENGTH
OF SCHEDULETEAM
RPIADJ.
RPICONF.
RPIADJ CONF.
RPI

Average RPI Loss: 136

DIV. I ONLY	1- 9	324	1-9	105	242	288	288	10	10
DIV. I NON-CONF.	1- 9	326	0- 1	103	237	290	290	10	10
TOTALS	RPI 1-25	RPI 26-50	W-L RECORDS	RPI 51-100	RPI 101-150	RPI 150+			
1- 9	0- 0	0- 0	OVERALL	0- 3	0- 2	1- 4			
1- 3	0- 0	0- 0	HOME	0- 1	0- 1	1- 1			
0- 6	0- 0	0- 0	AWAY	0- 2	0- 1	0- 3			
0- 0	0- 0	0- 0	NEUTRAL	0- 0	0- 0	0- 0			
1- 9	0- 0	0- 0	NON-CONFERENCE	0- 3	0- 2	1- 4			
1- 3	0- 0	0- 0	HOME	0- 1	0- 1	1- 1			
0- 6	0- 0	0- 0	AWAY	0- 2	0- 1	0- 3			
0- 0	0- 0	0- 0	NEUTRAL	0- 0	0- 0	0- 0			
0- 0	0- 0	0- 0	CONFERENCE	0- 0	0- 0	0- 0			
0- 0	0- 0	0- 0	HOME	0- 0	0- 0	0- 0			
0- 0	0- 0	0- 0	AWAY	0- 0	0- 0	0- 0			
0- 0	0- 0	0- 0	NEUTRAL	0- 0	0- 0	0- 0			

RPI 1-25				RPI 26-50				RPI 51-100				RPI 101+ Team's RPI: 288					
RPI	S	Opponent	Score	RPI	S	Opponent	Score	RPI	S	Opponent	Score	RPI	S	Opponent	Score		
								52	A	Col orado	64	76	135	A	CSUN	40	76
								63	A	Nebraska	63	96	136	H	UC Irvine	66	74
								66	H	Paci fi c	67	91	174	A	Portland St.	51	80
													184	H	Santa Clara	56	62
													185	A	San Diego	79	83
													228	A	San Franci sco	63	85
													313	H	CSU Bakersfi el d	82	72
LAST 12 Divi sion I GAMES:																	
				185	A	San Di ego	79	83	52	A	Col orado	64	76				
				135	A	CSUN	40	76	136	H	UC Irvine	66	74				
				184	H	Santa Clara	56	62	66	H	Paci fi c	67	91				
				63	A	Nebraska	63	96	313	H	CSU Bakersfi el d	82	72				
									174	A	Portland St.	51	80				
									228	A	San Franci sco	63	85				

Non-Div I Games:

San Fran. St.

66

73

San Jose St.

Average RPI Win:	240	WON-LOST	WINNING	LAST 10	STRENGTH OF	OPP. STRENGTH	TEAM	ADJ.	CONF.	ADJ CONF.
Average RPI Loss:	101	RECORD	PCT. RANK	GAMES	SCHEDULE	OF SCHEDULE	RPI	RPI	RPI	RPI
DIV. I ONLY	6- 6	164	4-6	166	174	184	184	7	7	
DIV. I NON-CONF.	6- 4	126	0- 0	207	166	148	148	7	7	

TOTALS	RPI 1-25	RPI 26-50	W-L RECORDS	RPI 51-100	RPI 101-150	RPI 150+				
6- 6	0- 0	0- 1	OVERALL	0- 2	0- 2	6- 1				
4- 3	0- 0	0- 1	HOME	0- 0	0- 1	4- 1				
2- 3	0- 0	0- 0	AWAY	0- 2	0- 1	2- 0				
0- 0	0- 0	0- 0	NEUTRAL	0- 0	0- 0	0- 0				
6- 4	0- 0	0- 0	NON-CONFERENCE	0- 2	0- 2	6- 0				
4- 1	0- 0	0- 0	HOME	0- 0	0- 1	4- 0				
2- 3	0- 0	0- 0	AWAY	0- 2	0- 1	2- 0				
0- 0	0- 0	0- 0	NEUTRAL	0- 0	0- 0	0- 0				
0- 2	0- 0	0- 1	CONFERENCE	0- 0	0- 0	0- 1				
0- 2	0- 0	0- 1	HOME	0- 0	0- 0	0- 1				
0- 0	0- 0	0- 0	AWAY	0- 0	0- 0	0- 0				
0- 0	0- 0	0- 0	NEUTRAL	0- 0	0- 0	0- 0				

RPI	S	Opponent	Score	RPI	S	Opponent	Score	RPI	S	Opponent	Score	RPI	S	Opponent	Score	Team's RPI: 184
47	H	BYU	44 54	54	A	Southern California	46 77	70	A	Oregon St.	31 82	113	A	Fresno St.	53 80	
												135	H	CSUN	38 53	
												151	H	Missouri St.	77 73	
												185	H	San Diego	49 57	
												211	H	San Diego St.	60 43	
												224	A	Cal St. Fullerton	64 60	
												226	H	Nevada	56 48	
												288	A	San Jose St.	62 56	
												341	H	Grand Canyon	75 55	

LAST 12 Division I GAMES:																
185	H	San Diego	49 57	135	H	CSUN	38 53	151	H	Missouri St.	77 73	224	A	Cal St. Fullerton	64 60	
47	H	BYU	44 54	54	A	Southern California	46 77	70	A	Oregon St.	31 82	211	H	San Diego St.	60 43	
341	H	Grand Canyon	75 55	226	H	Nevada	56 48									
288	A	San Jose St.	62 56													
113	A	Fresno St.	53 80													
70	A	Oregon St.	31 82													

Non-Div I Games: Sonoma St. 98 38

Santa Clara

Average RPI Win:	0	WON-LOST	WINNING	LAST 10	STRENGTH OF	OPP. STRENGTH	TEAM	ADJ.	CONF.	ADJ CONF.
Average RPI Loss:	178	RECORD	PCT. RANK	GAMES	SCHEDULE	OF SCHEDULE	RPI	RPI	RPI	RPI
DIV. I ONLY	0- 7	338	2-7	294	132	344	344	32	32	
DIV. I NON-CONF.	0- 7	336	0- 1	293	128	345	345	32	32	

TOTALS	RPI 1-25	RPI 26-50	W-L RECORDS	RPI 51-100	RPI 101-150	RPI 150+				
0- 7	0- 0	0- 2	OVERALL	0- 0	0- 0	0- 5				
0- 3	0- 0	0- 0	HOME	0- 0	0- 0	0- 3				
0- 4	0- 0	0- 2	AWAY	0- 0	0- 0	0- 2				
0- 0	0- 0	0- 0	NEUTRAL	0- 0	0- 0	0- 0				
0- 7	0- 0	0- 2	NON-CONFERENCE	0- 0	0- 0	0- 5				
0- 3	0- 0	0- 0	HOME	0- 0	0- 0	0- 3				
0- 4	0- 0	0- 2	AWAY	0- 0	0- 0	0- 2				
0- 0	0- 0	0- 0	NEUTRAL	0- 0	0- 0	0- 0				
0- 0	0- 0	0- 0	CONFERENCE	0- 0	0- 0	0- 0				
0- 0	0- 0	0- 0	HOME	0- 0	0- 0	0- 0				
0- 0	0- 0	0- 0	AWAY	0- 0	0- 0	0- 0				
0- 0	0- 0	0- 0	NEUTRAL	0- 0	0- 0	0- 0				

RPI 1-25				RPI 26-50				RPI 51-100				RPI 101+ Team's RPI: 344			
RPI	S	Opponent	Score	RPI	S	Opponent	Score	RPI	S	Opponent	Score	RPI	S	Opponent	Score
				33	A	South Dakota St.	49 97					203	H	Texas Southern	41 65
				49	A	DePaul	61 124					227	H	Ga. Southern	71 82
												232	H	Jacksonville	58 68
												244	A	Wichi ta St.	50 66
												255	A	Ole Miss	51 74

LAST 12 Division I GAMES:															
				244	A	Wichi ta St.	50 66	227	H	Ga. Southern	71 82				
				33	A	South Dakota St.	49 97								
				255	A	Ole Miss	51 74								
				203	H	Texas Southern	41 65								
				49	A	DePaul	61 124								
				232	H	Jacksonville	58 68								

Non-Div I Games: Carver 101 49 Wesleyan (GA) 155 26

Savannah St.

Average RPI Win:	0	WON-LOST	WINNING	LAST 10	STRENGTH OF	OPP. STRENGTH	TEAM	ADJ.	CONF.	ADJ CONF.
Average RPI Loss:	164	RECORD	PCT. RANK	GAMES	SCHEDULE	OF SCHEDULE	RPI	RPI	RPI	RPI
DIV. I ONLY	0- 13	338	0-10	107	289	317	317	30	30	
DIV. I NON-CONF.	0- 13	336	0- 1	106	290	317	317	30	30	

TOTALS	RPI 1-25	RPI 26-50	W-L RECORDS	RPI 51-100	RPI 101-150	RPI 150+				
0- 13	0- 0	0- 0	OVERALL	0- 4	0- 2	0- 7				
0- 5	0- 0	0- 0	HOME	0- 0	0- 1	0- 4				
0- 7	0- 0	0- 0	AWAY	0- 3	0- 1	0- 3				
0- 1	0- 0	0- 0	NEUTRAL	0- 1	0- 0	0- 0				
0- 13	0- 0	0- 0	NON-CONFERENCE	0- 4	0- 2	0- 7				
0- 5	0- 0	0- 0	HOME	0- 0	0- 1	0- 4				
0- 7	0- 0	0- 0	AWAY	0- 3	0- 1	0- 3				
0- 1	0- 0	0- 0	NEUTRAL	0- 1	0- 0	0- 0				
0- 0	0- 0	0- 0	CONFERENCE	0- 0	0- 0	0- 0				
0- 0	0- 0	0- 0	HOME	0- 0	0- 0	0- 0				
0- 0	0- 0	0- 0	AWAY	0- 0	0- 0	0- 0				
0- 0	0- 0	0- 0	NEUTRAL	0- 0	0- 0	0- 0				

RPI 1-25				RPI 26-50				RPI 51-100				RPI 101+				Team's RPI: 317	
RPI	S	Opponent	Score	RPI	S	Opponent	Score	RPI	S	Opponent	Score	RPI	S	Opponent	Score		
								55	A	Utah	62	89	118	H	Washington	58	69
								66	A	Pacific	61	75	136	A	UC Irvine	60	65
								84	N	Arizona	54	84	174	A	Portland St.	43	68
								92	A	UC Davis	59	76	176	H	Northern Ariz.	58	65
													198	H	Pepperdine	64	78
													224	H	Cal St. Fullerton	54	57
													226	A	Nevada	54	67
													281	A	Hawaii	51	67
													301	H	Cal Poly	50	60
LAST 12 Division I GAMES:																	
198	H	Pepperdine	64	78	136	A	UC Irvine	60	65								
118	H	Washington	58	69	226	A	Nevada	54	67								
55	A	Utah	62	89	301	H	Cal Poly	50	60								
174	A	Portland St.	43	68	92	A	UC Davis	59	76								
281	A	Hawaii	51	67	66	A	Pacific	61	75								
84	N	Arizona	54	84	176	H	Northern Ariz.	58	65								

Non-Div I Games:

Seattle U

Average RPI	Win: 240	WON-LOST	WINNING	LAST 10	STRENGTH OF	OPP. STRENGTH	TEAM	ADJ.	CONF.	ADJ CONF.
Average RPI	Loss: 37	RECORD	PCT. RANK	GAMES	SCHEDULE	OF SCHEDULE	RPI	RPI	RPI	RPI
DIV. I ONLY	9- 3	60	7-3	198	138	91	91	4	4	
DIV. I NON-CONF.	8- 3	72	0- 0	223	148	109	109	4	4	

TOTALS	RPI 1-25	RPI 26-50	W-L RECORDS	RPI 51-100	RPI 101-150	RPI 150+				
9- 3	0- 1	0- 1	OVERALL	1- 1	1- 0	7- 0				
7- 0	0- 0	0- 0	HOME	1- 0	0- 0	6- 0				
1- 2	0- 1	0- 1	AWAY	0- 0	1- 0	0- 0				
1- 1	0- 0	0- 0	NEUTRAL	0- 1	0- 0	1- 0				
8- 3	0- 1	0- 1	NON-CONFERENCE	0- 1	1- 0	7- 0				
6- 0	0- 0	0- 0	HOME	0- 0	0- 0	6- 0				
1- 2	0- 1	0- 1	AWAY	0- 0	1- 0	0- 0				
1- 1	0- 0	0- 0	NEUTRAL	0- 1	0- 0	1- 0				
1- 0	0- 0	0- 0	CONFERENCE	1- 0	0- 0	0- 0				
1- 0	0- 0	0- 0	HOME	1- 0	0- 0	0- 0				
0- 0	0- 0	0- 0	AWAY	0- 0	0- 0	0- 0				
0- 0	0- 0	0- 0	NEUTRAL	0- 0	0- 0	0- 0				

RPI	S	Opponent	Score	RPI	S	Opponent	Score	RPI	S	Opponent	Score	RPI	S	Opponent	Score
2	A	UConn	61 99	37	A	UCLA	62 78	72	N	Georgia Tech	73 84	78	H	St. John's (NY)	77 67

Team's RPI: 91															
RPI 101+															
101	A	Princeton	70 66	251	H	Kennesaw St.	102 80	271	H	St. Francis Brooklyn	100 77	273	N	UNC Greensboro	71 64
280	H	Saint Peter's	90 47	284	H	UMass Lowell	90 57	289	H	UTSA	84 53	333	H	Wagner	95 40

LAST 12 Division I GAMES:															
284	H	UMass Lowell	90 57	78	H	St. John's (NY)	77 67	273	N	UNC Greensboro	71 64	72	N	Georgia Tech	73 84
271	H	St. Francis Brooklyn	100 77	37	A	UCLA	62 78	2	A	UConn	61 99	280	H	Saint Peter's	90 47
101	A	Princeton	70 66	101	A	Princeton	70 66	333	H	Wagner	95 40				
289	H	UTSA	84 53	251	H	Kennesaw St.	102 80								

Non-Div I Games:

Seton Hall

Average RPI Win: 269		WON-LOST RECORD	WINNING PCT. RANK	LAST 10 GAMES	STRENGTH OF SCHEDULE	OPP. STRENGTH OF SCHEDULE	TEAM RPI	ADJ. RPI	CONF. RPI	ADJ CONF. RPI
Average RPI Loss: 195										
DIV. I ONLY		4- 7	229	4-6	267	307	296	296	27	27
DIV. I NON-CONF.		4- 7	227	1- 0	266	306	298	298	27	27
TOTALS		RPI 1-25	RPI 26-50	W-L RECORDS	RPI 51-100	RPI 101-150	RPI 150+			
4- 7	0- 0		0- 0	OVERALL	0- 2	0- 0	4- 5			
2- 4	0- 0		0- 0	HOME	0- 2	0- 0	2- 2			
1- 2	0- 0		0- 0	AWAY	0- 0	0- 0	1- 2			
1- 1	0- 0		0- 0	NEUTRAL	0- 0	0- 0	1- 1			
4- 7	0- 0		0- 0	NON-CONFERENCE	0- 2	0- 0	4- 5			
2- 4	0- 0		0- 0	HOME	0- 2	0- 0	2- 2			
1- 2	0- 0		0- 0	AWAY	0- 0	0- 0	1- 2			
1- 1	0- 0		0- 0	NEUTRAL	0- 0	0- 0	1- 1			
0- 0	0- 0		0- 0	CONFERENCE	0- 0	0- 0	0- 0			
0- 0	0- 0		0- 0	HOME	0- 0	0- 0	0- 0			
0- 0	0- 0		0- 0	AWAY	0- 0	0- 0	0- 0			
0- 0	0- 0		0- 0	NEUTRAL	0- 0	0- 0	0- 0			

RPI 1-25				RPI 26-50				RPI 51-100				RPI 101+				Team's RPI: 296	
RPI	S	Opponent	Score	RPI	S	Opponent	Score	RPI	S	Opponent	Score	RPI	S	Opponent	Score		
								86	H	Harvard	54	73	167	N	Drexel	39	51
								88	H	Penn	51	58	204	A	Howard	86	81
													212	H	Massachusetts	64	59
													223	A	Sacred Heart	50	72
													237	H	Hofstra	50	57
													248	A	St. Bonaventure	58	74
													314	H	Fla. Atlantic	66	70
													328	H	Colgate	55	53
													333	N	Wagner	74	71
LAST 12 Division I GAMES:																	
				328	H	Colgate	55	53					333	N	Wagner	74	71
				167	N	Drexel	39	51					237	H	Hofstra	50	57
				204	A	Howard	86	81					212	H	Massachusetts	64	59
				86	H	Harvard	54	73					248	A	St. Bonaventure	58	74
				223	A	Sacred Heart	50	72					314	H	Fla. Atlantic	66	70
				88	H	Penn	51	58									

Non-Div I Games:

Si ena

Average RPI Win: 225 WON-LOST RECORD WINNING PCT. RANK LAST 10 GAMES STRENGTH OF SCHEDULE OPP. STRENGTH OF SCHEDULE TEAM RPI ADJ. RPI CONF. RPI ADJ CONF. RPI

DIV. I ONLY	9- 0	1	10-0	349	14	132	132	15	15
DIV. I NON-CONF.	9- 0	1	1- 0	349	14	131	131	15	15
TOTALS	RPI 1-25	RPI 26-50	W-L RECORDS	RPI 51-100	RPI 101-150	RPI 150+			
9- 0	0- 0	0- 0	OVERALL	1- 0	1- 0	7- 0			
3- 0	0- 0	0- 0	HOME	0- 0	0- 0	3- 0			
5- 0	0- 0	0- 0	AWAY	1- 0	1- 0	3- 0			
1- 0	0- 0	0- 0	NEUTRAL	0- 0	0- 0	1- 0			
9- 0	0- 0	0- 0	NON-CONFERENCE	1- 0	1- 0	7- 0			
3- 0	0- 0	0- 0	HOME	0- 0	0- 0	3- 0			
5- 0	0- 0	0- 0	AWAY	1- 0	1- 0	3- 0			
1- 0	0- 0	0- 0	NEUTRAL	0- 0	0- 0	1- 0			
0- 0	0- 0	0- 0	CONFERENCE	0- 0	0- 0	0- 0			
0- 0	0- 0	0- 0	HOME	0- 0	0- 0	0- 0			
0- 0	0- 0	0- 0	AWAY	0- 0	0- 0	0- 0			
0- 0	0- 0	0- 0	NEUTRAL	0- 0	0- 0	0- 0			

RPI S Opponent Score	RPI S Opponent Score	RPI S Opponent Score	RPI S Opponent Score
		99 A Alabama 72 67	116 A Southern U. 53 49
			164 N New Mexico St. 68 67
			193 H Alabama St. 77 65
			252 H Southern Mi ss. 77 68
			272 H ETSU 81 74
			290 A Tennessee St. 78 56
			304 A Central Ark. 58 50
			335 A FIU 84 77
LAST 12 Division I GAMES:			
116 A Southern U. 53 49	335 A FIU 84 77		
304 A Central Ark. 58 50	164 N New Mexico St. 68 67		
252 H Southern Mi ss. 77 68	193 H Alabama St. 77 65		
	99 A Alabama 72 67		
	290 A Tennessee St. 78 56		
	272 H ETSU 81 74		

Non-Div I Games: Faulkner 97 40 Spring Hill 75 57

South Alabama

Average RPI Win:	164	WON-LOST	WINNING	LAST 10	STRENGTH OF	OPP. STRENGTH	TEAM	ADJ.	CONF.	ADJ CONF.
Average RPI Loss:	35	RECORD	PCT. RANK	GAMES	SCHEDULE	OF SCHEDULE	RPI	RPI	RPI	RPI
DIV. I ONLY	8- 4	91	6-4	73	33	64	64	6	6	
DIV. I NON-CONF.	8- 4	91	0- 1	75	37	62	62	6	6	

TOTALS	RPI 1-25	RPI 26-50	W-L RECORDS	RPI 51-100	RPI 101-150	RPI 150+				
8- 4	0- 2	0- 1	OVERALL	3- 1	0- 0	5- 0				
5- 2	0- 1	0- 1	HOME	2- 0	0- 0	3- 0				
2- 0	0- 0	0- 0	AWAY	1- 0	0- 0	1- 0				
1- 2	0- 1	0- 0	NEUTRAL	0- 1	0- 0	1- 0				
8- 4	0- 2	0- 1	NON-CONFERENCE	3- 1	0- 0	5- 0				
5- 2	0- 1	0- 1	HOME	2- 0	0- 0	3- 0				
2- 0	0- 0	0- 0	AWAY	1- 0	0- 0	1- 0				
1- 2	0- 1	0- 0	NEUTRAL	0- 1	0- 0	1- 0				
0- 0	0- 0	0- 0	CONFERENCE	0- 0	0- 0	0- 0				
0- 0	0- 0	0- 0	HOME	0- 0	0- 0	0- 0				
0- 0	0- 0	0- 0	AWAY	0- 0	0- 0	0- 0				
0- 0	0- 0	0- 0	NEUTRAL	0- 0	0- 0	0- 0				

RPI 1-25				RPI 26-50				RPI 51-100 Team's RPI: 64				RPI 101+			
RPI	S	Opponent	Score	RPI	S	Opponent	Score	RPI	S	Opponent	Score	RPI	S	Opponent	Score
10	N	Drake	85 90	45	H	Maryland	61 85	69	H	Dayton	65 55	160	H	Appalachian St.	80 50
13	H	Baylor	69 94					70	N	Oregon St.	68 70	193	A	Alabama St.	94 38
								73	A	Purdue	82 73	218	H	Temple	88 60
								94	H	Clemson	69 57	236	H	Furman	66 53
												272	N	ETSU	101 55
LAST 12 Division I GAMES:															
10	N	Drake	85 90	218	H	Temple	88 60								
70	N	Oregon St.	68 70	73	A	Purdue	82 73								
236	H	Furman	66 53	160	H	Appalachian St.	80 50								
45	H	Maryland	61 85	13	H	Baylor	69 94								
94	H	Clemson	69 57	69	H	Dayton	65 55								
193	A	Alabama St.	94 38	272	N	ETSU	101 55								

Non-Div I Games:

South Carolina

Average RPI Win:	307	WON-LOST	WINNING	LAST 10	STRENGTH OF	OPP. STRENGTH	TEAM	ADJ.	CONF.	ADJ CONF.
Average RPI Loss:	171	RECORD	PCT. RANK	GAMES	SCHEDULE	OF SCHEDULE	RPI	RPI	RPI	RPI
DIV. I ONLY	5- 7	202	6-4	312	277	278	278	32	32	
DIV. I NON-CONF.	5- 7	205	0- 0	311	276	280	280	32	32	

TOTALS	RPI 1-25	RPI 26-50	W-L RECORDS	RPI 51-100	RPI 101-150	RPI 150+				
5- 7	0- 0	0- 0	OVERALL	0- 3	0- 0	5- 4				
3- 1	0- 0	0- 0	HOME	0- 0	0- 0	3- 1				
2- 4	0- 0	0- 0	AWAY	0- 2	0- 0	2- 2				
0- 2	0- 0	0- 0	NEUTRAL	0- 1	0- 0	0- 1				
5- 7	0- 0	0- 0	NON-CONFERENCE	0- 3	0- 0	5- 4				
3- 1	0- 0	0- 0	HOME	0- 0	0- 0	3- 1				
2- 4	0- 0	0- 0	AWAY	0- 2	0- 0	2- 2				
0- 2	0- 0	0- 0	NEUTRAL	0- 1	0- 0	0- 1				
0- 0	0- 0	0- 0	CONFERENCE	0- 0	0- 0	0- 0				
0- 0	0- 0	0- 0	HOME	0- 0	0- 0	0- 0				
0- 0	0- 0	0- 0	AWAY	0- 0	0- 0	0- 0				
0- 0	0- 0	0- 0	NEUTRAL	0- 0	0- 0	0- 0				

RPI 1-25				RPI 26-50				RPI 51-100				RPI 101+ Team's RPI: 278			
RPI	S	Opponent	Score	RPI	S	Opponent	Score	RPI	S	Opponent	Score	RPI	S	Opponent	Score
								80	N	Wake Forest	44 58	156	A	Coastal Caro.	44 57
								83	A	Radford	31 61	192	N	East Carolina	63 71
								84	A	Ari zona	32 73	261	H	Winthrop	50 58
												264	H	UNLV	58 49
												302	A	Western Caro.	54 39
												305	A	Presbyteri an	57 48
												312	H	USC Upstate	71 66
												338	A	Col. of Charleston	51 75
												351	H	Charleston So.	67 58

LAST 12 Division I GAMES:															
302	A	Western Caro.	54 39	264	H	UNLV	58 49	261	H	Winthrop	50 58				
192	N	East Carolina	63 71	312	H	USC Upstate	71 66	84	A	Ari zona	32 73				
80	N	Wake Forest	44 58	305	A	Presbyteri an	57 48	351	H	Charleston So.	67 58				
156	A	Coastal Caro.	44 57												
338	A	Col. of Charleston	51 75												
83	A	Radford	31 61												

Non-Div I Games: Voorhees 88 61 UNKNOWN 67 51

South Carolina St.

Average RPI Win: 133 WON-LOST WINNING LAST 10
Average RPI Loss: 11 RECORD PCT. RANK GAMES STRENGTH OF OPP. STRENGTH TEAM ADJ. CONF. ADJ CONF.
SCHEDULE OF SCHEDULE RPI RPI RPI RPI

DIV. I ONLY	11- 2	30	9-1	101	6	15	15	18	18
DIV. I NON-CONF.	10- 2	37	0- 0	66	4	10	10	17	17
TOTALS	RPI 1-25	RPI 26-50	W-L RECORDS	RPI 51-100	RPI 101-150	RPI 150+			
11- 2	1- 2	2- 0	OVERALL	2- 0	2- 0	4- 0			
3- 0	1- 0	1- 0	HOME	0- 0	0- 0	1- 0			
5- 1	0- 1	1- 0	AWAY	2- 0	0- 0	2- 0			
3- 1	0- 1	0- 0	NEUTRAL	0- 0	2- 0	1- 0			
10- 2	1- 2	2- 0	NON-CONFERENCE	2- 0	2- 0	3- 0			
3- 0	1- 0	1- 0	HOME	0- 0	0- 0	1- 0			
4- 1	0- 1	1- 0	AWAY	2- 0	0- 0	1- 0			
3- 1	0- 1	0- 0	NEUTRAL	0- 0	2- 0	1- 0			
1- 0	0- 0	0- 0	CONFERENCE	0- 0	0- 0	1- 0			
0- 0	0- 0	0- 0	HOME	0- 0	0- 0	0- 0			
1- 0	0- 0	0- 0	AWAY	0- 0	0- 0	1- 0			
0- 0	0- 0	0- 0	NEUTRAL	0- 0	0- 0	0- 0			

RPI	S	Opponent	Score	RPI	S	Opponent	Score	RPI	S	Opponent	Score	RPI	S	Opponent	Score
6	H	Iowa St.	64 59	28	H	Green Bay	55 49	60	A	Creighton	77 65	115	N	Loyola Marymount	67 40
10	A	Drake	64 76	50	A	Missouri	74 61	82	A	Montana	64 41	122	N	Grambling	67 53
12	N	Indiana	60 68									151	A	Missouri St.	85 74
												244	N	Wichita St.	73 64
												294	H	Incarnate Word	96 43
												316	A	North Dakota St.	67 41
LAST 12 Division I GAMES:															
316	A	North Dakota St.	67 41	122	N	Grambling	67 53	50	A	Missouri	74 61	151	A	Missouri St.	85 74
12	N	Indiana	60 68	28	H	Green Bay	55 49	6	H	Iowa St.	64 59	82	A	Montana	64 41
115	N	Loyola Marymount	67 40	6	H	Iowa St.	64 59								
244	N	Wichita St.	73 64	294	H	Incarnate Word	96 43								
10	A	Drake	64 76												
294	H	Incarnate Word	96 43												

Non-Div I Games: Bellevue 79 40 St. Mary (NE) 112 52

South Dakota

Average RPI	Win: 123	WON-LOST	WINNING	LAST 10	STRENGTH OF	OPP. STRENGTH	TEAM	ADJ.	CONF.	ADJ CONF.
Average RPI	Loss: 25	RECORD	PCT. RANK	GAMES	SCHEDULE	OF SCHEDULE	RPI	RPI	RPI	RPI
DIV. I ONLY	9- 5	103	6-4	39	11	33	33	18	18	
DIV. I NON-CONF.	8- 5	120	0- 0	29	12	28	28	17	17	

TOTALS	RPI 1-25	RPI 26-50	W-L RECORDS	RPI 51-100	RPI 101-150	RPI 150+				
9- 5	1- 3	2- 1	OVERALL	1- 1	3- 0	2- 0				
5- 1	1- 1	1- 0	HOME	1- 0	1- 0	1- 0				
4- 2	0- 1	1- 1	AWAY	0- 0	2- 0	1- 0				
0- 2	0- 1	0- 0	NEUTRAL	0- 1	0- 0	0- 0				
8- 5	1- 3	2- 1	NON-CONFERENCE	1- 1	3- 0	1- 0				
5- 1	1- 1	1- 0	HOME	1- 0	1- 0	1- 0				
3- 2	0- 1	1- 1	AWAY	0- 0	2- 0	0- 0				
0- 2	0- 1	0- 0	NEUTRAL	0- 1	0- 0	0- 0				
1- 0	0- 0	0- 0	CONFERENCE	0- 0	0- 0	1- 0				
0- 0	0- 0	0- 0	HOME	0- 0	0- 0	0- 0				
1- 0	0- 0	0- 0	AWAY	0- 0	0- 0	1- 0				
0- 0	0- 0	0- 0	NEUTRAL	0- 0	0- 0	0- 0				

RPI 1-25				RPI 26-50				RPI 51-100				RPI 101+			
RPI	S	Opponent	Score	RPI	S	Opponent	Score	RPI	S	Opponent	Score	RPI	S	Opponent	Score
3	H	Oregon	79 87	28	H	Green Bay	77 47	58	N	Buffalo	55 61	121	A	Chattanooga	71 54
10	H	Drake	80 71	34	A	Wyoming	70 77	60	H	Creighton	74 48	127	H	FGCU	80 62
13	N	Baylor	66 72	43	A	Central Mich.	80 71					128	A	Montana St.	88 67
16	A	Marquette	52 91									247	A	Western Ill.	93 84
												344	H	Savannah St.	97 49

LAST 12 Division I GAMES:															
247	A	Western Ill.	93 84	344	H	Savannah St.	97 49								
34	A	Wyoming	70 77	3	H	Oregon	79 87								
128	A	Montana St.	88 67	10	H	Drake	80 71								
13	N	Baylor	66 72	121	A	Chattanooga	71 54								
60	H	Creighton	74 48	28	H	Green Bay	77 47								
43	A	Central Mich.	80 71	58	N	Buffalo	55 61								

Non-Div I Games:

South Dakota St.

Average RPI	Win:	201	WON-LOST	WINNING	LAST 10	STRENGTH OF	OPP. STRENGTH	TEAM	ADJ.	CONF.	ADJ CONF.
Average RPI	Loss:	64	RECORD	PCT. RANK	GAMES	SCHEDULE	OF SCHEDULE	RPI	RPI	RPI	RPI
DIV. I ONLY			9- 5	103	5-5	239	24	148	148	8	8
DIV. I NON-CONF.			9- 5	105	0- 1	235	24	147	147	8	8

TOTALS	RPI 1-25		RPI 26-50		W-L RECORDS	RPI 51-100		RPI 101-150		RPI 150+	
9- 5	0- 1		1- 1		OVERALL	0- 2		3- 1		5- 0	
7- 0	0- 0		0- 0		HOME	0- 0		2- 0		5- 0	
1- 1	0- 0		0- 0		AWAY	0- 1		1- 0		0- 0	
1- 4	0- 1		1- 1		NEUTRAL	0- 1		0- 1		0- 0	
9- 5	0- 1		1- 1		NON-CONFERENCE	0- 2		3- 1		5- 0	
7- 0	0- 0		0- 0		HOME	0- 0		2- 0		5- 0	
1- 1	0- 0		0- 0		AWAY	0- 1		1- 0		0- 0	
1- 4	0- 1		1- 1		NEUTRAL	0- 1		0- 1		0- 0	
0- 0	0- 0		0- 0		CONFERENCE	0- 0		0- 0		0- 0	
0- 0	0- 0		0- 0		HOME	0- 0		0- 0		0- 0	
0- 0	0- 0		0- 0		AWAY	0- 0		0- 0		0- 0	
0- 0	0- 0		0- 0		NEUTRAL	0- 0		0- 0		0- 0	

RPI	S	Opponent	Score	RPI	S	Opponent	Score	RPI	S	Opponent	Score	RPI	S	Opponent	Score
23	N	Kentucky	63 85	37	N	UCLA	60 56	59	A	LSU	49 78	122	H	Grambling	67 50
				44	N	North Carolina	69 71	60	N	Creighton	76 83	133	N	Virginia	67 74
												142	H	Oklahoma	87 70
												144	A	Ohio St.	71 47
												225	H	Bethune-Cookman	88 39
												230	H	George Washington	63 30
												292	H	Vermont	102 55
												300	H	Albany (NY)	74 37
												315	H	New Hampshire	79 36

Team's RPI: 148															
LAST 12 Division I GAMES:															
59	A	LSU	49 78	292	H	Vermont	102 55	133	N	Virginia	67 74	122	H	Grambling	67 50
60	N	Creighton	76 83	230	H	George Washington	63 30	60	N	Creighton	76 83	230	H	George Washington	63 30
23	N	Kentucky	63 85	315	H	New Hampshire	79 36	23	N	Kentucky	63 85	315	H	New Hampshire	79 36
142	H	Oklahoma	87 70	37	N	UCLA	60 56	142	H	Oklahoma	87 70	37	N	UCLA	60 56
225	H	Bethune-Cookman	88 39	44	N	North Carolina	69 71	225	H	Bethune-Cookman	88 39	44	N	North Carolina	69 71

Non-Div I Games:

South Fla.

Average RPI Win:	310	WON-LOST	WINNING	LAST 10	STRENGTH OF	OPP. STRENGTH	TEAM	ADJ.	CONF.	ADJ CONF.
Average RPI Loss:	147	RECORD	PCT. RANK	GAMES	SCHEDULE	OF SCHEDULE	RPI	RPI	RPI	RPI
DIV. I ONLY	3- 6	243	5-5	136	344	215	215	20	20	
DIV. I NON-CONF.	3- 6	241	0- 0	138	343	216	216	20	20	

TOTALS	RPI 1-25	RPI 26-50	W-L RECORDS	RPI 51-100	RPI 101-150	RPI 150+				
3- 6	0- 1	0- 0	OVERALL	0- 0	0- 2	3- 3				
1- 1	0- 0	0- 0	HOME	0- 0	0- 0	1- 1				
2- 4	0- 1	0- 0	AWAY	0- 0	0- 2	2- 1				
0- 1	0- 0	0- 0	NEUTRAL	0- 0	0- 0	0- 1				
3- 6	0- 1	0- 0	NON-CONFERENCE	0- 0	0- 2	3- 3				
1- 1	0- 0	0- 0	HOME	0- 0	0- 0	1- 1				
2- 4	0- 1	0- 0	AWAY	0- 0	0- 2	2- 1				
0- 1	0- 0	0- 0	NEUTRAL	0- 0	0- 0	0- 1				
0- 0	0- 0	0- 0	CONFERENCE	0- 0	0- 0	0- 0				
0- 0	0- 0	0- 0	HOME	0- 0	0- 0	0- 0				
0- 0	0- 0	0- 0	AWAY	0- 0	0- 0	0- 0				
0- 0	0- 0	0- 0	NEUTRAL	0- 0	0- 0	0- 0				

RPI 1-25				RPI 26-50				RPI 51-100				RPI 101+ Team's RPI: 215			
RPI	S	Opponent	Score	RPI	S	Opponent	Score	RPI	S	Opponent	Score	RPI	S	Opponent	Score
18	A	Mississippi St.	53 88									117	A	Southern Ill.	40 60
												137	A	Bradley	79 85
												155	N	North Ala.	67 80
												171	H	Indiana St.	51 62
												247	H	Western Ill.	81 71
												282	A	Memphis	57 69
												334	A	NJIT	68 58
												348	A	Evansville	54 50

LAST 12 Division I GAMES:															
282	A	Memphis	57 69	334	A	NJIT	68 58	155	N	North Ala.	67 80	247	H	Western Ill.	81 71
348	A	Evansville	54 50	117	A	Southern Ill.	40 60	137	A	Bradley	79 85	18	A	Mississippi St.	53 88
171	H	Indiana St.	51 62												

Non-Div I Games: Ill.-Springfield 82 46 Harris-Stowe 80 65

Southeast Mo. St.

Average RPI Win:	302	WON-LOST	WINNING	LAST 10	STRENGTH OF	OPP. STRENGTH	TEAM	ADJ.	CONF.	ADJ CONF.
Average RPI Loss:	164	RECORD	PCT. RANK	GAMES	SCHEDULE	OF SCHEDULE	RPI	RPI	RPI	RPI
DIV. I ONLY	4- 5	191	5-5	254	319	210	210	22	22	
DIV. I NON-CONF.	4- 5	189	0- 1	252	316	211	211	22	22	

TOTALS	RPI 1-25	RPI 26-50	W-L RECORDS	RPI 51-100	RPI 101-150	RPI 150+				
4- 5	0- 0	0- 0	OVERALL	0- 2	0- 0	4- 3				
1- 1	0- 0	0- 0	HOME	0- 0	0- 0	1- 1				
3- 4	0- 0	0- 0	AWAY	0- 2	0- 0	3- 2				
0- 0	0- 0	0- 0	NEUTRAL	0- 0	0- 0	0- 0				
4- 5	0- 0	0- 0	NON-CONFERENCE	0- 2	0- 0	4- 3				
1- 1	0- 0	0- 0	HOME	0- 0	0- 0	1- 1				
3- 4	0- 0	0- 0	AWAY	0- 2	0- 0	3- 2				
0- 0	0- 0	0- 0	NEUTRAL	0- 0	0- 0	0- 0				
0- 0	0- 0	0- 0	CONFERENCE	0- 0	0- 0	0- 0				
0- 0	0- 0	0- 0	HOME	0- 0	0- 0	0- 0				
0- 0	0- 0	0- 0	AWAY	0- 0	0- 0	0- 0				
0- 0	0- 0	0- 0	NEUTRAL	0- 0	0- 0	0- 0				

RPI 1-25				RPI 26-50				RPI 51-100				RPI 101+				Team's RPI : 210	
RPI	S	Opponent	Score	RPI	S	Opponent	Score	RPI	S	Opponent	Score	RPI	S	Opponent	Score		
								59	A	LSU	52	72	163	A	Louisiana Tech	53	72
								99	A	Alabama	40	88	246	A	Alabama A&M	48	51
												250	A	SMU	63	62	
												252	H	Southern Miss.	52	59	
												291	A	Jackson St.	50	45	
												318	H	La. -Monroe	49	42	
												350	A	Alcorn	77	59	

LAST 12 Division I GAMES:																	
				59	A	LSU	52	72	250	A	SMU	63	62				
				252	H	Southern Miss.	52	59	350	A	Alcorn	77	59				
				318	H	La. -Monroe	49	42	99	A	Alabama	40	88				
				246	A	Alabama A&M	48	51									
				163	A	Louisiana Tech	53	72									
				291	A	Jackson St.	50	45									

Non-Div I Games: Mobile 70 57 Xavier (LA) 47 59

Southeastern La.

Average RPI Win:	189	WON-LOST	WINNING	LAST 10	STRENGTH OF	OPP. STRENGTH	TEAM	ADJ.	CONF.	ADJ CONF.
Average RPI Loss:	39	RECORD	PCT. RANK	GAMES	SCHEDULE	OF SCHEDULE	RPI	RPI	RPI	RPI
DIV. I ONLY	10- 2	35	8-2	193	73	54	54	2	2	
DIV. I NON-CONF.	10- 1	19	0- 0	205	102	38	38	2	2	

TOTALS	RPI 1-25	RPI 26-50	W-L RECORDS	RPI 51-100	RPI 101-150	RPI 150+				
10- 2	0- 0	0- 2	OVERALL	0- 0	4- 0	6- 0				
5- 1	0- 0	0- 1	HOME	0- 0	2- 0	3- 0				
4- 1	0- 0	0- 1	AWAY	0- 0	1- 0	3- 0				
1- 0	0- 0	0- 0	NEUTRAL	0- 0	1- 0	0- 0				
10- 1	0- 0	0- 1	NON-CONFERENCE	0- 0	4- 0	6- 0				
5- 0	0- 0	0- 0	HOME	0- 0	2- 0	3- 0				
4- 1	0- 0	0- 1	AWAY	0- 0	1- 0	3- 0				
1- 0	0- 0	0- 0	NEUTRAL	0- 0	1- 0	0- 0				
0- 1	0- 0	0- 1	CONFERENCE	0- 0	0- 0	0- 0				
0- 1	0- 0	0- 1	HOME	0- 0	0- 0	0- 0				
0- 0	0- 0	0- 0	AWAY	0- 0	0- 0	0- 0				
0- 0	0- 0	0- 0	NEUTRAL	0- 0	0- 0	0- 0				

RPI	S	Opponent	Score	RPI	S	Opponent	Score	RPI	S	Opponent	Score	RPI	S	Opponent	Score
37	H	UCLA	65 72	41	A	Texas A&M	51 71					113	H	Fresno St.	62 61
												119	A	UT Arlington	73 61
												135	H	CSUN	58 42
												146	N	Utah St.	55 46
												178	H	UC Riverside	73 55
												184	H	Santa Clara	77 46
												226	A	Nevada	72 51
												234	A	Long Beach St.	86 50
												264	A	UNLV	86 72
												295	H	UC Santa Barbara	82 39

LAST 12 Division I GAMES:															
135	H	CSUN	58 42	37	H	UCLA	65 72	119	A	UT Arlington	73 61	41	A	Texas A&M	51 71
264	A	UNLV	86 72	295	H	UC Santa Barbara	82 39	234	A	Long Beach St.	86 50	178	H	UC Riverside	73 55
113	H	Fresno St.	62 61												
226	A	Nevada	72 51												
146	N	Utah St.	55 46												
184	H	Santa Clara	77 46												

Non-Div I Games:

Southern California

Average RPI Win:	182	WON-LOST	WINNING	LAST 10	STRENGTH OF	OPP. STRENGTH	TEAM	ADJ.	CONF.	ADJ CONF.
Average RPI Loss:	121	RECORD	PCT. RANK	GAMES	SCHEDULE	OF SCHEDULE	RPI	RPI	RPI	RPI
DIV. I ONLY	7- 4	108	7-3	197	90	117	117	13	13	
DIV. I NON-CONF.	7- 4	109	1- 0	190	87	118	118	13	13	

TOTALS	RPI 1-25	RPI 26-50	W-L RECORDS	RPI 51-100	RPI 101-150	RPI 150+				
7- 4	0- 1	0- 0	OVERALL	1- 1	2- 0	4- 2				
5- 0	0- 0	0- 0	HOME	1- 0	1- 0	3- 0				
1- 3	0- 0	0- 0	AWAY	0- 1	0- 0	1- 2				
1- 1	0- 1	0- 0	NEUTRAL	0- 0	1- 0	0- 0				
7- 4	0- 1	0- 0	NON-CONFERENCE	1- 1	2- 0	4- 2				
5- 0	0- 0	0- 0	HOME	1- 0	1- 0	3- 0				
1- 3	0- 0	0- 0	AWAY	0- 1	0- 0	1- 2				
1- 1	0- 1	0- 0	NEUTRAL	0- 0	1- 0	0- 0				
0- 0	0- 0	0- 0	CONFERENCE	0- 0	0- 0	0- 0				
0- 0	0- 0	0- 0	HOME	0- 0	0- 0	0- 0				
0- 0	0- 0	0- 0	AWAY	0- 0	0- 0	0- 0				
0- 0	0- 0	0- 0	NEUTRAL	0- 0	0- 0	0- 0				

RPI 1-25				RPI 26-50				RPI 51-100				RPI 101+				Team's RPI: 117
RPI	S	Opponent	Score	RPI	S	Opponent	Score	RPI	S	Opponent	Score	RPI	S	Opponent	Score	
22	N	Arizona St.	38 82					89	H	Northern Ill.	82 73	104	H	IUPUI	78 73	
								98	A	UT Martin	94 95	112	N	Hartford	72 50	
												157	A	Western Ky.	76 83	
												194	H	Eastern Ill.	73 59	
												206	A	Saint Louis	58 62	
												215	H	Southeast Mo. St.	60 40	
												253	A	Murray St.	65 59	
												309	H	Marshall	58 49	
LAST 12 Division I GAMES:																
				89	H	Northern Ill.	82 73	104	H	IUPUI	78 73					
				206	A	Saint Louis	58 62	253	A	Murray St.	65 59					
				22	N	Arizona St.	38 82	194	H	Eastern Ill.	73 59					
				112	N	Hartford	72 50	215	H	Southeast Mo. St.	60 40					
				157	A	Western Ky.	76 83	98	A	UT Martin	94 95					
				309	H	Marshall	58 49									

Non-Div I Games:

Southern Ill.

Average RPI Win: 249		WON-LOST RECORD		WINNING PCT. RANK		LAST 10 GAMES		STRENGTH OF SCHEDULE		OPP. STRENGTH OF SCHEDULE		TEAM RPI		ADJ. RPI		CONF. RPI		ADJ CONF. RPI	
DIV. I ONLY		6- 5		142		6-4		295		149		252		252		19		19	
DIV. I NON-CONF.		6- 5		145		0- 1		294		149		250		250		19		19	
TOTALS		RPI 1-25		RPI 26-50		W-L RECORDS		RPI 51-100		RPI 101-150		RPI 150+							
6- 5		0- 1		0- 0		OVERALL		0- 1		1- 2		5- 1							
5- 3		0- 1		0- 0		HOME		0- 0		1- 1		4- 1							
1- 2		0- 0		0- 0		AWAY		0- 1		0- 1		1- 0							
0- 0		0- 0		0- 0		NEUTRAL		0- 0		0- 0		0- 0							
6- 5		0- 1		0- 0		NON-CONFERENCE		0- 1		1- 2		5- 1							
5- 3		0- 1		0- 0		HOME		0- 0		1- 1		4- 1							
1- 2		0- 0		0- 0		AWAY		0- 1		0- 1		1- 0							
0- 0		0- 0		0- 0		NEUTRAL		0- 0		0- 0		0- 0							
0- 0		0- 0		0- 0		CONFERENCE		0- 0		0- 0		0- 0							
0- 0		0- 0		0- 0		HOME		0- 0		0- 0		0- 0							
0- 0		0- 0		0- 0		AWAY		0- 0		0- 0		0- 0							
0- 0		0- 0		0- 0		NEUTRAL		0- 0		0- 0		0- 0							

RPI 1-25				RPI 26-50				RPI 51-100				RPI 101+ Team's RPI: 252			
RPI	S	Opponent	Score	RPI	S	Opponent	Score	RPI	S	Opponent	Score	RPI	S	Opponent	Score
18	H	Mississippi St.	42 86					65	A	Tulane	54 71	107	H	Houston	44 61
												122	H	Grambling	68 47
												132	A	South Alabama	68 77
												162	H	Sam Houston St.	61 65
												210	A	Southeastern La.	59 52
												213	H	Samford	76 40
												276	H	Mississippi Val.	67 60
												321	H	Northwestern St.	69 54
												350	H	Alcorn	66 47

LAST 12 Division I GAMES:															
				65	A	Tulane	54 71	107	H	Houston	44 61				
				321	H	Northwestern St.	69 54	210	A	Southeastern La.	59 52				
				162	H	Sam Houston St.	61 65	18	H	Mississippi St.	42 86				
				276	H	Mississippi Val.	67 60	350	H	Alcorn	66 47				
				213	H	Samford	76 40	122	H	Grambling	68 47				
				132	A	South Alabama	68 77								

Non-Div I Games: William Carey 74 48 Blue Mountain (MS) 84 38

Southern Miss.

Average RPI Win:	172	WON-LOST	WINNING	LAST 10	STRENGTH OF	OPP. STRENGTH	TEAM	ADJ.	CONF.	ADJ CONF.
Average RPI Loss:	125	RECORD	PCT. RANK	GAMES	SCHEDULE	OF SCHEDULE	RPI	RPI	RPI	RPI
DIV. I ONLY	3- 8	264	2-8	74	220	217	217	11	11	
DIV. I NON-CONF.	3- 6	241	0- 1	61	261	199	199	11	11	

TOTALS	RPI 1-25	RPI 26-50	W-L RECORDS	RPI 51-100	RPI 101-150	RPI 150+				
3- 8	0- 0	1- 0	OVERALL	0- 3	0- 3	2- 2				
3- 1	0- 0	1- 0	HOME	0- 0	0- 0	2- 1				
0- 7	0- 0	0- 0	AWAY	0- 3	0- 3	0- 1				
0- 0	0- 0	0- 0	NEUTRAL	0- 0	0- 0	0- 0				
3- 6	0- 0	1- 0	NON-CONFERENCE	0- 2	0- 2	2- 2				
3- 1	0- 0	1- 0	HOME	0- 0	0- 0	2- 1				
0- 5	0- 0	0- 0	AWAY	0- 2	0- 2	0- 1				
0- 0	0- 0	0- 0	NEUTRAL	0- 0	0- 0	0- 0				
0- 2	0- 0	0- 0	CONFERENCE	0- 1	0- 1	0- 0				
0- 0	0- 0	0- 0	HOME	0- 0	0- 0	0- 0				
0- 2	0- 0	0- 0	AWAY	0- 1	0- 1	0- 0				
0- 0	0- 0	0- 0	NEUTRAL	0- 0	0- 0	0- 0				

RPI 1-25				RPI 26-50				RPI 51-100				RPI 101+ Team's RPI: 217			
RPI	S	Opponent	Score	RPI	S	Opponent	Score	RPI	S	Opponent	Score	RPI	S	Opponent	Score
				47	H	BYU	67 64	76	A	Boise St.	53 88	120	A	Oral Roberts	59 64
								82	A	Montana	57 79	128	A	Montana St.	64 69
								92	A	UC Davis	45 68	136	A	UC Irvine	58 75
												178	A	UC Riverside	50 56
												185	H	San Diego	69 59
												189	H	Denver	70 71
												283	H	Utah Valley	60 59
LAST 12 Division I GAMES:															
178	A	UC Riverside	50 56	189	H	Denver	70 71								
82	A	Montana	57 79	283	H	Utah Valley	60 59								
128	A	Montana St.	64 69	120	A	Oral Roberts	59 64								
76	A	Boise St.	53 88	47	H	BYU	67 64								
185	H	San Diego	69 59	92	A	UC Davis	45 68								
				136	A	UC Irvine	58 75								

Non-Div I Games:

Southern Utah

Average RPI	Win:	298	WON-LOST	WINNING	LAST 10	STRENGTH OF	OPP. STRENGTH	TEAM	ADJ.	CONF.	ADJ CONF.
Average RPI	Loss:	140	RECORD	PCT. RANK	GAMES	SCHEDULE	OF SCHEDULE	RPI	RPI	RPI	RPI
DIV. I ONLY		3- 10		278	1-9	90	327	248	248	16	16
DIV. I NON-CONF.		3- 10		277	0- 1	91	325	244	244	18	18

TOTALS	RPI 1-25		RPI 26-50		W-L RECORDS	RPI 51-100		RPI 101-150		RPI 150+	
3- 10	0- 0		0- 1		OVERALL	0- 2		0- 2		3- 5	
2- 3	0- 0		0- 1		HOME	0- 0		0- 0		2- 2	
1- 6	0- 0		0- 0		AWAY	0- 1		0- 2		1- 3	
0- 1	0- 0		0- 0		NEUTRAL	0- 1		0- 0		0- 0	
3- 10	0- 0		0- 1		NON-CONFERENCE	0- 2		0- 2		3- 5	
2- 3	0- 0		0- 1		HOME	0- 0		0- 0		2- 2	
1- 6	0- 0		0- 0		AWAY	0- 1		0- 2		1- 3	
0- 1	0- 0		0- 0		NEUTRAL	0- 1		0- 0		0- 0	
0- 0	0- 0		0- 0		CONFERENCE	0- 0		0- 0		0- 0	
0- 0	0- 0		0- 0		HOME	0- 0		0- 0		0- 0	
0- 0	0- 0		0- 0		AWAY	0- 0		0- 0		0- 0	
0- 0	0- 0		0- 0		NEUTRAL	0- 0		0- 0		0- 0	

RPI 1-25				RPI 26-50				RPI 51-100				RPI 101+				Team's RPI: 248
RPI	S	Opponent	Score	RPI	S	Opponent	Score	RPI	S	Opponent	Score	RPI	S	Opponent	Score	
				42	H	Bucknel I	46 77	58	A	Buffal o	43 90	102	A	Penn St.	65 80	
								61	N	Ohio	53 70	150	A	Georgi a	40 67	
												152	H	Kent St.	64 76	
												189	A	Denver	62 76	
												205	A	Cornel I	44 58	
												207	A	Akron	58 67	
												237	H	Hofstra	59 67	
												268	A	Ni agara	76 48	
												296	H	Si ena	74 58	
												329	H	Can i si us	100 94	

LAST 12 Division I GAMES:																
205	A	Cornel I	44 58	207	A	Akron	58 67									
58	A	Buffal o	43 90	42	H	Bucknel I	46 77									
152	H	Kent St.	64 76	189	A	Denver	62 76									
102	A	Penn St.	65 80	61	N	Ohio	53 70									
296	H	Si ena	74 58	237	H	Hofstra	59 67									
150	A	Georgi a	40 67	329	H	Can i si us	100 94									

Non-Div I Games:

St. Bonaventure

Average RPI Win:	288	WON-LOST	WINNING	LAST 10	STRENGTH OF	OPP. STRENGTH	TEAM	ADJ.	CONF.	ADJ CONF.
Average RPI Loss:	202	RECORD	PCT. RANK	GAMES	SCHEDULE	OF SCHEDULE	RPI	RPI	RPI	RPI
DIV. I ONLY	5- 6	181	4-6	307	316	271	271	31	31	
DIV. I NON-CONF.	5- 6	176	0- 1	307	314	272	272	31	31	

TOTALS	RPI 1-25	RPI 26-50	W-L RECORDS	RPI 51-100	RPI 101-150	RPI 150+				
5- 6	0- 0	0- 0	OVERALL	0- 2	0- 1	5- 3				
2- 2	0- 0	0- 0	HOME	0- 0	0- 1	2- 1				
2- 3	0- 0	0- 0	AWAY	0- 2	0- 0	2- 1				
1- 1	0- 0	0- 0	NEUTRAL	0- 0	0- 0	1- 1				
5- 6	0- 0	0- 0	NON-CONFERENCE	0- 2	0- 1	5- 3				
2- 2	0- 0	0- 0	HOME	0- 0	0- 1	2- 1				
2- 3	0- 0	0- 0	AWAY	0- 2	0- 0	2- 1				
1- 1	0- 0	0- 0	NEUTRAL	0- 0	0- 0	1- 1				
0- 0	0- 0	0- 0	CONFERENCE	0- 0	0- 0	0- 0				
0- 0	0- 0	0- 0	HOME	0- 0	0- 0	0- 0				
0- 0	0- 0	0- 0	AWAY	0- 0	0- 0	0- 0				
0- 0	0- 0	0- 0	NEUTRAL	0- 0	0- 0	0- 0				

RPI 1-25				RPI 26-50				RPI 51-100				RPI 101+				Team's RPI: 271
RPI	S	Opponent	Score	RPI	S	Opponent	Score	RPI	S	Opponent	Score	RPI	S	Opponent	Score	
								91	A	Seton Hall I	77 100	101	H	Princeton	64 83	
								97	A	Stony Brook	67 74	208	A	Morehead St.	101 94	
												280	H	Saint Peter's	74 70	
												287	A	Loyol a Maryland	75 70	
												300	H	Al bany (NY)	60 67	
												306	N	Val parai so	76 78	
												319	A	Army West Point	57 69	
												331	N	Chi cago St.	110 73	
												336	H	Manhattan	73 65	
LAST 12 Division I GAMES:																
				97	A	Stony Brook	67 74	319	A	Army West Point	57 69					
				101	H	Princeton	64 83	91	A	Seton Hall I	77 100					
				300	H	Al bany (NY)	60 67	208	A	Morehead St.	101 94					
				280	H	Saint Peter's	74 70	306	N	Val parai so	76 78					
				287	A	Loyol a Maryland	75 70	331	N	Chi cago St.	110 73					
								336	H	Manhattan	73 65					

Non-Div I Games: Mercy 102 51

St. Francis Brooklyn

Average RPI	Win: 234	WON-LOST RECORD	WINNING PCT. RANK	LAST 10 GAMES	STRENGTH OF SCHEDULE	OPP. STRENGTH OF SCHEDULE	TEAM RPI	ADJ. RPI	CONF. RPI	ADJ CONF. RPI
Average RPI	Loss: 60									
DIV. I ONLY	7- 5	128	5-5	97	140	78	78	4	4	
DIV. I NON-CONF.	7- 4	109	0- 0	116	129	72	72	4	4	

TOTALS	RPI 1-25	RPI 26-50	W-L RECORDS	RPI 51-100	RPI 101-150	RPI 150+				
7- 5	0- 2	0- 0	OVERALL	1- 2	1- 1	5- 0				
2- 1	0- 1	0- 0	HOME	0- 0	1- 0	1- 0				
3- 3	0- 0	0- 0	AWAY	0- 2	0- 1	3- 0				
2- 1	0- 1	0- 0	NEUTRAL	1- 0	0- 0	1- 0				
7- 4	0- 2	0- 0	NON-CONFERENCE	1- 1	1- 1	5- 0				
2- 1	0- 1	0- 0	HOME	0- 0	1- 0	1- 0				
3- 2	0- 0	0- 0	AWAY	0- 1	0- 1	3- 0				
2- 1	0- 1	0- 0	NEUTRAL	1- 0	0- 0	1- 0				
0- 1	0- 0	0- 0	CONFERENCE	0- 1	0- 0	0- 0				
0- 0	0- 0	0- 0	HOME	0- 0	0- 0	0- 0				
0- 1	0- 0	0- 0	AWAY	0- 1	0- 0	0- 0				
0- 0	0- 0	0- 0	NEUTRAL	0- 0	0- 0	0- 0				

RPI 1-25				RPI 26-50				RPI 51-100 Team's RPI: 78				RPI 101+			
RPI	S	Opponent	Score	RPI	S	Opponent	Score	RPI	S	Opponent	Score	RPI	S	Opponent	Score
2	N	UConn	55 65					73	N	Purdue	68 62	105	A	James Madison	51 64
20	H	Florida St.	53 57					80	A	Wake Forest	59 64	125	H	Yale	56 52
								91	A	Seton Hall	67 77	255	N	Ole Miss	64 59
												260	A	Iona	61 35
												269	A	La Salle	83 57
												319	A	Army West Point	60 49
												340	H	Delaware St.	82 44

LAST 12 Division I GAMES:															
91	A	Seton Hall	67 77	340	H	Delaware St.	82 44	255	N	Ole Miss	64 59	2	N	UConn	55 65
105	A	James Madison	51 64	73	N	Purdue	68 62	73	N	Purdue	68 62	73	N	Purdue	68 62
269	A	La Salle	83 57	80	A	Wake Forest	59 64	319	A	Army West Point	60 49	319	A	Army West Point	60 49
20	H	Florida St.	53 57	91	A	Seton Hall	67 77	260	A	Iona	61 35	260	A	Iona	61 35
125	H	Yale	56 52												
80	A	Wake Forest	59 64												

Non-Div I Games:

St. John's (NY)

Average RPI Win: 124

Average RPI Loss: 9

WON-LOST
RECORDWINNING
PCT. RANKLAST 10
GAMESSTRENGTH OF
SCHEDULEOPP. STRENGTH
OF SCHEDULETEAM
RPIADJ.
RPICONF.
RPIADJ CONF.
RPIDIV. I ONLY
DIV. I NON-CONF.10- 1
10- 122
199-1
1- 019
2199
974
44
42
22
2

TOTALS

RPI 1-25

RPI 26-50

W-L RECORDS

RPI 51-100

RPI 101-150

RPI 150+

10- 1

2- 1

0- 0

OVERALL

3- 0

2- 0

3- 0

5- 0

1- 0

0- 0

HOME

2- 0

1- 0

1- 0

3- 1

1- 1

0- 0

AWAY

1- 0

0- 0

1- 0

2- 0

0- 0

0- 0

NEUTRAL

0- 0

1- 0

1- 0

10- 1

2- 1

0- 0

NON-CONFERENCE

3- 0

2- 0

3- 0

5- 0

1- 0

0- 0

HOME

2- 0

1- 0

1- 0

3- 1

1- 1

0- 0

AWAY

1- 0

0- 0

1- 0

2- 0

0- 0

0- 0

NEUTRAL

0- 0

1- 0

1- 0

0- 0

0- 0

0- 0

CONFERENCE

0- 0

0- 0

0- 0

0- 0

0- 0

0- 0

HOME

0- 0

0- 0

0- 0

0- 0

0- 0

0- 0

AWAY

0- 0

0- 0

0- 0

0- 0

0- 0

0- 0

NEUTRAL

0- 0

0- 0

0- 0

RPI 1-25 Team's RPI: 4

RPI 26-50

RPI 51-100

RPI 101+

RPI	S	Opponent	Score
9	A	Gonzaga	73 79
13	H	Bayl or	68 63
25	A	Tennessee	95 85

RPI	S	Opponent	Score
-----	---	----------	-------

RPI	S	Opponent	Score
58	A	Buffal o	62 55
92	H	UC Davis	71 43
96	H	Idaho	115 71

RPI	S	Opponent	Score
127	N	FGCU	88 65
135	H	CSUN	69 43
182	N	Ameri can	71 49
228	H	San Franci sco	96 62
281	A	Hawai i	81 59

LAST 12 Division I GAMES:

135	H	CSUN	69 43	182	N	Ameri can	71 49
58	A	Buffal o	62 55	127	N	FGCU	88 65
25	A	Tennessee	95 85	228	H	San Franci sco	96 62
13	H	Bayl or	68 63	96	H	Idaho	115 71
9	A	Gonzaga	73 79	92	H	UC Davis	71 43
281	A	Hawai i	81 59				

Non-Div I Games:

Stanford

Average RPI Win: 278

Average RPI Loss: 101

WON-LOST
RECORDWINNING
PCT. RANKLAST 10
GAMESSTRENGTH OF
SCHEDULEOPP. STRENGTH
OF SCHEDULETEAM
RPIADJ.
RPICONF.
RPIADJ CONF.
RPIDIV. I ONLY
DIV. I NON-CONF.3- 9
3- 9270
2694-6
0- 179
79189
187238
237238
23728
2828
28

TOTALS

RPI 1-25

RPI 26-50

W-L RECORDS

RPI 51-100

RPI 101-150

RPI 150+

3- 9

0- 2

0- 0

OVERALL

0- 5

0- 0

3- 2

3- 2

0- 1

0- 0

HOME

0- 1

0- 0

3- 0

0- 4

0- 1

0- 0

AWAY

0- 2

0- 0

0- 1

0- 3

0- 0

0- 0

NEUTRAL

0- 2

0- 0

0- 1

3- 9

0- 2

0- 0

NON-CONFERENCE

0- 5

0- 0

3- 2

3- 2

0- 1

0- 0

HOME

0- 1

0- 0

3- 0

0- 4

0- 1

0- 0

AWAY

0- 2

0- 0

0- 1

0- 3

0- 0

0- 0

NEUTRAL

0- 2

0- 0

0- 1

0- 0

0- 0

0- 0

CONFERENCE

0- 0

0- 0

0- 0

0- 0

0- 0

0- 0

HOME

0- 0

0- 0

0- 0

0- 0

0- 0

0- 0

AWAY

0- 0

0- 0

0- 0

0- 0

0- 0

0- 0

NEUTRAL

0- 0

0- 0

0- 0

RPI 1-25

RPI 26-50

RPI 51-100

RPI 101+

Team's RPI: 238

RPI	S	Opponent	Score
19	H	UCF	55 78
25	A	Tennessee	55 65

RPI	S	Opponent	Score
-----	---	----------	-------

RPI	S	Opponent	Score
77	A	Texas	46 65
85	N	Wright St.	44 57
88	H	Penn	53 75
95	N	Marist	69 76
99	A	Alabama	47 59

RPI	S	Opponent	Score
181	A	Tulsa	54 55
190	H	North Dakota	74 63
237	N	Hofstra	50 53
316	H	North Dakota St.	60 59
327	H	Florida A&M	69 44

LAST 12 Division I GAMES:

316	H	North Dakota St.	60	59	88	H	Penn	53	75
327	H	Florida A&M	69	44	237	N	Hofstra	50	53
190	H	North Dakota	74	63	85	N	Wright St.	44	57
77	A	Texas	46	65	95	N	Marist	69	76
25	A	Tennessee	55	65	19	H	UCF	55	78
99	A	Alabama	47	59	181	A	Tulsa	54	55

Non-Div I Games:

Webber Int'l

80 52

Stetson

Average RPI Win:	254	WON-LOST	WINNING	LAST 10	STRENGTH OF	OPP. STRENGTH	TEAM	ADJ.	CONF.	ADJ CONF.
Average RPI Loss:	53	RECORD	PCT. RANK	GAMES	SCHEDULE	OF SCHEDULE	RPI	RPI	RPI	RPI
DIV. I ONLY	10- 2	35	9-1	293	210	97	97	25	25	
DIV. I NON-CONF.	10- 2	37	1- 0	291	207	97	97	25	25	

TOTALS	RPI 1-25	RPI 26-50	W-L RECORDS	RPI 51-100	RPI 101-150	RPI 150+				
10- 2	0- 1	0- 0	OVERALL	0- 1	1- 0	9- 0				
6- 0	0- 0	0- 0	HOME	0- 0	0- 0	6- 0				
4- 2	0- 1	0- 0	AWAY	0- 1	1- 0	3- 0				
0- 0	0- 0	0- 0	NEUTRAL	0- 0	0- 0	0- 0				
10- 2	0- 1	0- 0	NON-CONFERENCE	0- 1	1- 0	9- 0				
6- 0	0- 0	0- 0	HOME	0- 0	0- 0	6- 0				
4- 2	0- 1	0- 0	AWAY	0- 1	1- 0	3- 0				
0- 0	0- 0	0- 0	NEUTRAL	0- 0	0- 0	0- 0				
0- 0	0- 0	0- 0	CONFERENCE	0- 0	0- 0	0- 0				
0- 0	0- 0	0- 0	HOME	0- 0	0- 0	0- 0				
0- 0	0- 0	0- 0	AWAY	0- 0	0- 0	0- 0				
0- 0	0- 0	0- 0	NEUTRAL	0- 0	0- 0	0- 0				

RPI 1-25				RPI 26-50				RPI 51-100				RPI 101+			
RPI	S	Opponent	Score	RPI	S	Opponent	Score	RPI	S	Opponent	Score	RPI	S	Opponent	Score
24	A	Rutgers	47 61					81	A	Toledo	48 80	102	A	Penn St.	81 70
												205	H	Cornell	63 61
												223	A	Sacred Heart	73 58
												227	H	Ga. Southern	72 43
												237	H	Hofstra	77 49
												260	A	Iona	53 51
												271	H	St. Francis Brooklyn	74 67
												333	H	Wagner	70 45
												336	A	Manhattan	79 48
												347	H	Fairleigh Dickinson	63 49

LAST 12 Division I GAMES:															
81	A	Toledo	48 80	271	H	St. Francis Brooklyn	74 67	102	A	Penn St.	81 70	227	H	Ga. Southern	72 43
333	H	Wagner	70 45	102	A	Penn St.	81 70	237	H	Hofstra	77 49	336	A	Manhattan	79 48
260	A	Iona	53 51	227	H	Ga. Southern	72 43	347	H	Fairleigh Dickinson	63 49	237	H	Hofstra	77 49
347	H	Fairleigh Dickinson	63 49	336	A	Manhattan	79 48	24	A	Rutgers	47 61				
223	A	Sacred Heart	73 58	237	H	Hofstra	77 49								
205	H	Cornell	63 61	24	A	Rutgers	47 61								

Non-Div I Games: SUNY New Paltz 87 50

Stony Brook

Average RPI Win:	117	WON-LOST	WINNING	LAST 10	STRENGTH OF	OPP. STRENGTH	TEAM	ADJ.	CONF.	ADJ CONF.
Average RPI Loss:	16	RECORD	PCT. RANK	GAMES	SCHEDULE	OF SCHEDULE	RPI	RPI	RPI	RPI
DIV. I ONLY	11- 2	30	9-1	14	98	5	5	1	1	
DIV. I NON-CONF.	11- 2	33	1- 0	15	96	5	5	1	1	

TOTALS	RPI 1-25	RPI 26-50	W-L RECORDS	RPI 51-100	RPI 101-150	RPI 150+				
11- 2	1- 1	3- 1	OVERALL	1- 0	2- 0	4- 0				
6- 0	0- 0	2- 0	HOME	0- 0	0- 0	4- 0				
0- 2	0- 1	0- 1	AWAY	0- 0	0- 0	0- 0				
5- 0	1- 0	1- 0	NEUTRAL	1- 0	2- 0	0- 0				
11- 2	1- 1	3- 1	NON-CONFERENCE	1- 0	2- 0	4- 0				
6- 0	0- 0	2- 0	HOME	0- 0	0- 0	4- 0				
0- 2	0- 1	0- 1	AWAY	0- 0	0- 0	0- 0				
5- 0	1- 0	1- 0	NEUTRAL	1- 0	2- 0	0- 0				
0- 0	0- 0	0- 0	CONFERENCE	0- 0	0- 0	0- 0				
0- 0	0- 0	0- 0	HOME	0- 0	0- 0	0- 0				
0- 0	0- 0	0- 0	AWAY	0- 0	0- 0	0- 0				
0- 0	0- 0	0- 0	NEUTRAL	0- 0	0- 0	0- 0				

RPI	S	Opponent	Score	RPI	S	Opponent	Score	RPI	S	Opponent	Score	RPI	S	Opponent	Score
3	A	Oregon	73 75	29	A	Minnesota	68 72	68	N	Kansas St.	70 61	101	N	Princeton	92 61
19	N	UCF	57 52	41	H	Texas A&M	75 65					126	N	Duquesne	87 71
				42	H	Bucknell	70 56					158	H	Towson	98 55
				49	N	DePaul	83 81					190	H	North Dakota	85 49
												222	H	UMES	96 51
												268	H	Niagara	94 45

LAST 12 Division I GAMES:															
126	N	Duquesne	87 71	19	N	UCF	57 52	101	N	Princeton	92 61				
268	H	Niagara	94 45	41	H	Texas A&M	75 65	68	N	Kansas St.	70 61				
222	H	UMES	96 51	42	H	Bucknell	70 56								
158	H	Towson	98 55	29	A	Minnesota	68 72								
29	A	Minnesota	68 72	49	N	DePaul	83 81	3	A	Oregon	73 75				

Non-Div I Games:

Syracuse

Average RPI Win:	219	WON-LOST	WINNING	LAST 10	STRENGTH OF	OPP. STRENGTH	TEAM	ADJ.	CONF.	ADJ CONF.
Average RPI Loss:	47	RECORD	PCT. RANK	GAMES	SCHEDULE	OF SCHEDULE	RPI	RPI	RPI	RPI
DIV. I ONLY	10- 1	22	9-1	325	82	109	109	5	5	
DIV. I NON-CONF.	10- 1	19	1- 0	324	80	108	108	5	5	

TOTALS	RPI 1-25	RPI 26-50	W-L RECORDS	RPI 51-100	RPI 101-150	RPI 150+				
10- 1	0- 0	0- 1	OVERALL	0- 0	3- 0	7- 0				
8- 0	0- 0	0- 0	HOME	0- 0	3- 0	5- 0				
2- 0	0- 0	0- 0	AWAY	0- 0	0- 0	2- 0				
0- 1	0- 0	0- 1	NEUTRAL	0- 0	0- 0	0- 0				
10- 1	0- 0	0- 1	NON-CONFERENCE	0- 0	3- 0	7- 0				
8- 0	0- 0	0- 0	HOME	0- 0	3- 0	5- 0				
2- 0	0- 0	0- 0	AWAY	0- 0	0- 0	2- 0				
0- 1	0- 0	0- 1	NEUTRAL	0- 0	0- 0	0- 0				
0- 0	0- 0	0- 0	CONFERENCE	0- 0	0- 0	0- 0				
0- 0	0- 0	0- 0	HOME	0- 0	0- 0	0- 0				
0- 0	0- 0	0- 0	AWAY	0- 0	0- 0	0- 0				
0- 0	0- 0	0- 0	NEUTRAL	0- 0	0- 0	0- 0				

RPI	S	Opponent	Score	RPI	S	Opponent	Score	RPI	S	Opponent	Score	RPI	S	Opponent	Score
47	N	BYU	58	61								116	H	Southern U.	69 40
												126	H	Duquesne	61 48
												128	H	Montana St.	71 49
												162	H	Sam Houston St.	72 59
												211	A	San Diego St.	81 64
												250	H	SMU	65 63
												255	A	Ole Miss	55 50
												276	H	Mississippi Val.	96 47
												319	H	Army West Point	63 38
												350	H	Alcorn	88 31

LAST 12 Division I GAMES:															
162	H	Sam Houston St.	72	59	350	H	Alcorn	88	31						
116	H	Southern U.	69	40	47	N	BYU	58	61						
128	H	Montana St.	71	49	250	H	SMU	65	63						
319	H	Army West Point	63	38	276	H	Mississippi Val.	96	47						
255	A	Ole Miss	55	50	126	H	Duquesne	61	48						
211	A	San Diego St.	81	64											

Non-Div I Games:

TCU

Temple

Temple				Through Games Of Dec. 31, 2018							
Average RPI	Win:	289	WON-LOST	WINNING	LAST 10	STRENGTH OF	OPP. STRENGTH	TEAM	ADJ.	CONF.	ADJ CONF.
Average RPI	Loss:	88	RECORD	PCT. RANK	GAMES	SCHEDULE	OF SCHEDULE	RPI	RPI	RPI	RPI
DIV. I ONLY			4- 7	229	3-7	238	64	218	218	8	8
DIV. I NON-CONF.			4- 7	227	1- 0	234	61	218	218	8	8

TOTALS		RPI 1-25	RPI 26-50		W-L RECORDS		RPI 51-100	RPI 101-150		RPI 150+	
4- 7		0- 0	0- 3		OVERALL		0- 3	0- 0		4- 1	
3- 0		0- 0	0- 0		HOME		0- 0	0- 0		3- 0	
1- 6		0- 0	0- 3		AWAY		0- 2	0- 0		1- 1	
0- 1		0- 0	0- 0		NEUTRAL		0- 1	0- 0		0- 0	
4- 7		0- 0	0- 3		NON-CONFERENCE		0- 3	0- 0		4- 1	
3- 0		0- 0	0- 0		HOME		0- 0	0- 0		3- 0	
1- 6		0- 0	0- 3		AWAY		0- 2	0- 0		1- 1	
0- 1		0- 0	0- 0		NEUTRAL		0- 1	0- 0		0- 0	
0- 0		0- 0	0- 0		CONFERENCE		0- 0	0- 0		0- 0	
0- 0		0- 0	0- 0		HOME		0- 0	0- 0		0- 0	
0- 0		0- 0	0- 0		AWAY		0- 0	0- 0		0- 0	
0- 0		0- 0	0- 0		NEUTRAL		0- 0	0- 0		0- 0	

Temple

RPI 1-25				RPI 26-50				RPI 51-100				RPI 101+ Team's RPI: 218			
RPI	S	Opponent	Score	RPI	S	Opponent	Score	RPI	S	Opponent	Score	RPI	S	Opponent	Score
31	A	Villanova	68 76	31	A	Villanova	68 76	64	A	South Carolina	60 88	255	A	Ole Miss	55 62
38	A	Miami (FL)	61 73	38	A	Miami (FL)	61 73	83	N	Radford	50 56	260	H	Iona	59 39
49	A	DePaul	88 102	49	A	DePaul	88 102	95	A	Marist	68 74	269	H	La Salle	75 47
												285	A	Saint Joseph's	58 52
												340	H	Delaware St.	75 61
LAST 12 Division I GAMES:															
31	A	Villanova	68 76	269	H	La Salle	75 47	31	A	Villanova	68 76	269	H	La Salle	75 47
260	H	Iona	59 39	64	A	South Carolina	60 88	260	H	Iona	59 39	64	A	South Carolina	60 88
49	A	DePaul	88 102	255	A	Ole Miss	55 62	49	A	DePaul	88 102	255	A	Ole Miss	55 62
38	A	Miami (FL)	61 73	285	A	Saint Joseph's	58 52	38	A	Miami (FL)	61 73	285	A	Saint Joseph's	58 52
83	N	Radford	50 56	340	H	Delaware St.	75 61	83	N	Radford	50 56	340	H	Delaware St.	75 61
95	A	Marist	68 74												

Non-Div I Games:

Temple

Average RPI Win:	187	WON-LOST	WINNING	LAST 10	STRENGTH OF	OPP. STRENGTH	TEAM	ADJ.	CONF.	ADJ CONF.
Average RPI Loss:	4	RECORD	PCT. RANK	GAMES	SCHEDULE	OF SCHEDULE	RPI	RPI	RPI	RPI
DIV. I ONLY	11- 1	17	9-1	106	135	25	25	6	6	
DIV. I NON-CONF.	11- 1	14	1- 0	104	132	22	22	6	6	

TOTALS	RPI 1-25	RPI 26-50	W-L RECORDS	RPI 51-100	RPI 101-150	RPI 150+				
11- 1	0- 1	1- 0	OVERALL	3- 0	1- 0	6- 0				
7- 1	0- 1	1- 0	HOME	0- 0	0- 0	6- 0				
2- 0	0- 0	0- 0	AWAY	2- 0	0- 0	0- 0				
2- 0	0- 0	0- 0	NEUTRAL	1- 0	1- 0	0- 0				
11- 1	0- 1	1- 0	NON-CONFERENCE	3- 0	1- 0	6- 0				
7- 1	0- 1	1- 0	HOME	0- 0	0- 0	6- 0				
2- 0	0- 0	0- 0	AWAY	2- 0	0- 0	0- 0				
2- 0	0- 0	0- 0	NEUTRAL	1- 0	1- 0	0- 0				
0- 0	0- 0	0- 0	CONFERENCE	0- 0	0- 0	0- 0				
0- 0	0- 0	0- 0	HOME	0- 0	0- 0	0- 0				
0- 0	0- 0	0- 0	AWAY	0- 0	0- 0	0- 0				
0- 0	0- 0	0- 0	NEUTRAL	0- 0	0- 0	0- 0				

RPI	S	Opponent	Score	RPI	S	Opponent	Score	RPI	S	Opponent	Score	RPI	S	Opponent	Score
4	H	Stanford	85 95	46	H	Belmont	84 76	77	A	Texas	88 82	140	N	UAB	73 69
								94	N	Clemson	78 66	201	H	UNC Asheville	73 46
								100	A	Oklahoma St.	76 63	238	H	Stetson	65 55
												253	H	Murray St.	98 77
												272	H	ETSU	80 61
												305	H	Presbyterian	97 49
												327	H	Florida A&M	96 31

LAST 12 Division I GAMES:															
272	H	ETSU	80 61	140	N	UAB	73 69	46	H	Belmont	84 76	253	H	Murray St.	98 77
4	H	Stanford	85 95	77	A	Texas	88 82	327	H	Florida A&M	96 31	201	H	UNC Asheville	73 46
77	A	Texas	88 82	238	H	Stetson	65 55	305	H	Presbyterian	97 49				
100	A	Oklahoma St.	76 63												
94	N	Clemson	78 66												

Non-Div I Games:

Tennessee

Average RPI Win:	0	WON-LOST	WINNING	LAST 10	STRENGTH OF	OPP. STRENGTH	TEAM	ADJ.	CONF.	ADJ CONF.
Average RPI Loss:	159	RECORD	PCT. RANK	GAMES	SCHEDULE	OF SCHEDULE	RPI	RPI	RPI	RPI
DIV. I ONLY	0- 12	338	0-10	57	266	290	290	20	20	
DIV. I NON-CONF.	0- 12	336	0- 1	57	264	292	292	20	20	

TOTALS	RPI 1-25	RPI 26-50	W-L RECORDS	RPI 51-100	RPI 101-150	RPI 150+				
0- 12	0- 1	0- 1	OVERALL	0- 2	0- 2	0- 6				
0- 1	0- 0	0- 0	HOME	0- 0	0- 1	0- 0				
0- 8	0- 1	0- 1	AWAY	0- 0	0- 0	0- 6				
0- 3	0- 0	0- 0	NEUTRAL	0- 2	0- 1	0- 0				
0- 12	0- 1	0- 1	NON-CONFERENCE	0- 2	0- 2	0- 6				
0- 1	0- 0	0- 0	HOME	0- 0	0- 1	0- 0				
0- 8	0- 1	0- 1	AWAY	0- 0	0- 0	0- 6				
0- 3	0- 0	0- 0	NEUTRAL	0- 2	0- 1	0- 0				
0- 0	0- 0	0- 0	CONFERENCE	0- 0	0- 0	0- 0				
0- 0	0- 0	0- 0	HOME	0- 0	0- 0	0- 0				
0- 0	0- 0	0- 0	AWAY	0- 0	0- 0	0- 0				
0- 0	0- 0	0- 0	NEUTRAL	0- 0	0- 0	0- 0				

RPI 1-25				RPI 26-50				RPI 51-100				RPI 101+ Team's RPI: 290			
RPI	S	Opponent	Score	RPI	S	Opponent	Score	RPI	S	Opponent	Score	RPI	S	Opponent	Score
7	A	Louisville	52 107	49	A	DePaul	73 95	53	N	Arkansas	55 79	130	N	Wisconsin	53 58
								90	N	Pittsburgh	56 78	132	H	South Alabama	56 78
												153	A	Troy	67 92
												179	A	Vanderbilt	63 89
												235	A	Ball St.	51 90
												246	A	Alabama A&M	57 67
												309	A	Marshall	59 80
												320	A	Lipscomb	62 64

LAST 12 Division I GAMES:															
7	A	Louisville	52 107	235	A	Ball St.	51 90								
132	H	South Alabama	56 78	49	A	DePaul	73 95								
90	N	Pittsburgh	56 78	309	A	Marshall	59 80								
130	N	Wisconsin	53 58	153	A	Troy	67 92								
53	N	Arkansas	55 79	246	A	Alabama A&M	57 67								
179	A	Vanderbilt	63 89	320	A	Lipscomb	62 64								

Non-Div I Games:

Tennessee St.

Average RPI Win: 247

Average RPI Loss: 66

WON-LOST
RECORDWINNING
PCT. RANKLAST 10
GAMESSTRENGTH OF
SCHEDULEOPP. STRENGTH
OF SCHEDULETEAM
RPIADJ.
RPICONF.
RPIADJ CONF.
RPIDIV. I ONLY
DIV. I NON-CONF.6- 3
6- 391
917-3
0- 0205
197204
201108
106108
10620
2020
20

TOTALS

RPI 1-25

RPI 26-50

W-L RECORDS

RPI 51-100

RPI 101-150

RPI 150+

6- 3
3- 0
3- 2
0- 10- 0
0- 0
0- 0
0- 00- 1
0- 0
0- 0
0- 1OVERALL
HOME
AWAY
NEUTRAL1- 1
1- 0
0- 1
0- 00- 1
0- 0
0- 1
0- 05- 0
2- 0
3- 0
0- 06- 3
3- 0
3- 2
0- 10- 0
0- 0
0- 0
0- 00- 1
0- 0
0- 0
0- 1NON-CONFERENCE
HOME
AWAY
NEUTRAL1- 1
1- 0
0- 1
0- 00- 1
0- 0
0- 1
0- 05- 0
2- 0
3- 0
0- 00- 0
0- 0
0- 0
0- 00- 0
0- 0
0- 0
0- 00- 0
0- 0
0- 0
0- 0CONFERENCE
HOME
AWAY
NEUTRAL0- 0
0- 0
0- 0
0- 00- 0
0- 0
0- 0
0- 00- 0
0- 0
0- 0
0- 0

RPI 1-25

RPI 26-50

RPI 51-100

RPI 101+

Team's RPI: 108

RPI S Opponent Score

RPI S Opponent Score

36 N Old Domini on 73 80

RPI S Opponent Score

53 A Arkansas 42 65

62 H Middle Tenn. 68 64

RPI S Opponent Score

110 A Xavier 60 70

201 H UNC Asheville 60 53

244 A Wichi ta St. 55 45

302 H Western Caro. 77 58

320 A Li pscomb 67 52

351 A Charl eston So. 77 55

LAST 12 Division I GAMES:

244 A Wichi ta St. 55 45

36 N Old Domini on 73 80

351 A Charl eston So. 77 55

302 H Western Caro. 77 58

62 H Mi ddle Tenn. 68 64

110 A Xavier 60 70

320 A Li pscomb 67 52

201 H UNC Asheville 60 53

53 A Arkansas 42 65

T
e
n
n
e
s
s
e
e
T
e
c
hT
e
n
n
e
s
s
e
e
T
e
c
h

Non-Div I Games:

Tenn. Wesleyan

100 58

Cumberland (TN)

88 55

Tennessee Tech

Average RPI	Win:	208	WON-LOST	WINNING	LAST 10	STRENGTH OF	OPP. STRENGTH	TEAM	ADJ.	CONF.	ADJ CONF.
Average RPI	Loss:	22	RECORD	PCT. RANK	GAMES	SCHEDULE	OF SCHEDULE	RPI	RPI	RPI	RPI
DIV. I ONLY		10- 2		35	8-2	174	113	77	77	5	5
DIV. I NON-CONF.		10- 2		37	2- 0	174	115	75	75	5	5

TOTALS	RPI 1-25		RPI 26-50		W-L RECORDS	RPI 51-100		RPI 101-150		RPI 150+	
10- 2	0- 2		0- 0		OVERALL	2- 0		2- 0		6- 0	
5- 2	0- 2		0- 0		HOME	0- 0		1- 0		4- 0	
2- 0	0- 0		0- 0		AWAY	0- 0		0- 0		2- 0	
3- 0	0- 0		0- 0		NEUTRAL	2- 0		1- 0		0- 0	
10- 2	0- 2		0- 0		NON-CONFERENCE	2- 0		2- 0		6- 0	
5- 2	0- 2		0- 0		HOME	0- 0		1- 0		4- 0	
2- 0	0- 0		0- 0		AWAY	0- 0		0- 0		2- 0	
3- 0	0- 0		0- 0		NEUTRAL	2- 0		1- 0		0- 0	
0- 0	0- 0		0- 0		CONFERENCE	0- 0		0- 0		0- 0	
0- 0	0- 0		0- 0		HOME	0- 0		0- 0		0- 0	
0- 0	0- 0		0- 0		AWAY	0- 0		0- 0		0- 0	
0- 0	0- 0		0- 0		NEUTRAL	0- 0		0- 0		0- 0	

RPI 1-25				RPI 26-50				RPI 51-100				Team's RPI : 77				RPI 101+			
RPI	S	Opponent	Score	RPI	S	Opponent	Score	RPI	S	Opponent	Score	RPI	S	Opponent	Score	RPI	S	Opponent	Score
18	H	Mississippi St.	49 67					67	N	Michigan	69 52	114	N	Fordham	72 54				
25	H	Tennessee	82 88					71	N	Quinnipiac	56 55	126	H	Duquesne	78 41				
												238	H	Stetson	65 46				
												258	A	North Texas	64 54				
												274	A	UTRGV	81 66				
												289	H	UTSA	98 54				
												321	H	Northwestern St.	104 66				
												323	H	McNeese	96 40				

LAST 12 Division I GAMES:																			
18	H	Mississippi St.	49 67	114	N	Fordham	72 54												
289	H	UTSA	98 54	67	N	Michigan	69 52												
71	N	Quinnipiac	56 55	321	H	Northwestern St.	104 66												
323	H	McNeese	96 40	274	A	UTRGV	81 66												
258	A	North Texas	64 54	238	H	Stetson	65 46												
126	H	Duquesne	78 41	25	H	Tennessee	82 88												

Non-Div I Games:

Texas

Average RPI Win: 167

Average RPI Loss: 16

WON-LOST
RECORDWINNING
PCT. RANKLAST 10
GAMESSTRENGTH OF
SCHEDULEOPP. STRENGTH
OF SCHEDULETEAM
RPIADJ.
RPICONF.
RPIADJ CONF.
RPIDIV. I ONLY
DIV. I NON-CONF.11- 2
11- 230
339-1
1- 0140
14174
7241
4341
436
66
6

TOTALS

RPI 1-25

RPI 26-50

W-L RECORDS

RPI 51-100

RPI 101-150

RPI 150+

11- 2

0- 1

0- 1

OVERALL

2- 0

2- 0

7- 0

7- 1

0- 0

0- 1

HOME

1- 0

1- 0

5- 0

2- 1

0- 1

0- 0

AWAY

0- 0

1- 0

1- 0

2- 0

0- 0

0- 0

NEUTRAL

1- 0

0- 0

1- 0

11- 2

0- 1

0- 1

NON-CONFERENCE

2- 0

2- 0

7- 0

7- 1

0- 0

0- 1

HOME

1- 0

1- 0

5- 0

2- 1

0- 1

0- 0

AWAY

0- 0

1- 0

1- 0

2- 0

0- 0

0- 0

NEUTRAL

1- 0

0- 0

1- 0

0- 0

0- 0

0- 0

CONFERENCE

0- 0

0- 0

0- 0

0- 0

0- 0

0- 0

HOME

0- 0

0- 0

0- 0

0- 0

0- 0

0- 0

AWAY

0- 0

0- 0

0- 0

0- 0

0- 0

0- 0

NEUTRAL

0- 0

0- 0

0- 0

RPI 1-25

RPI 26-50

Team's RPI: 41

RPI 51-100

RPI 101+

RPI	S	Opponent	Score
5	A	Syracuse	65 75

RPI	S	Opponent	Score
26	H	Lamar University	68 74

RPI	S	Opponent	Score
54	H	Southern California	71 51
70	N	Oregon St.	76 70

RPI	S	Opponent	Score
107	A	Houston	68 52
111	H	Rice	65 54
165	A	Little Rock	61 40
169	H	Prairie View	70 57
175	H	Arkansas St.	97 56
178	N	UC Riverside	70 63
232	H	Jacksonville	73 53
274	H	UTRGV	84 61
304	H	Central Ark.	84 27

LAST 12 Division I GAMES:

107	A	Houston	68 52	274	H	UTRGV	84 61
26	H	Lamar University	68 74	169	H	Prairie View	70 57
175	H	Arkansas St.	97 56	54	H	Southern California	71 51
165	A	Little Rock	61 40	70	N	Oregon St.	76 70
5	A	Syracuse	65 75	178	N	UC Riverside	70 63
232	H	Jacksonville	73 53	304	H	Central Ark.	84 27

Non-Div I Games:

Texas A&M

Average RPI Win: 309
Average RPI Loss: 104

WON-LOST
RECORD

WINNING
PCT. RANK

LAST 10
GAMES

STRENGTH OF
SCHEDULE

OPP. STRENGTH
OF SCHEDULE

TEAM
RPI

ADJ.
RPI

CONF.
RPI

ADJ CONF.
RPI

DIV. I ONLY
DIV. I NON-CONF.

2- 7
2- 7

288
285

4-6
0- 1

115
114

257
252

203
203

203
203

24
24

24
24

TOTALS

RPI 1-25

RPI 26-50

W-L RECORDS

RPI 51-100

RPI 101-150

RPI 150+

2- 7

0- 1

0- 0

OVERALL

0- 2

0- 2

2- 2

0- 0

0- 0

0- 0

HOME

0- 0

0- 0

0- 0

2- 5

0- 1

0- 0

AWAY

0- 2

0- 1

2- 1

0- 2

0- 0

0- 0

NEUTRAL

0- 0

0- 1

0- 1

2- 7

0- 1

0- 0

NON-CONFERENCE

0- 2

0- 2

2- 2

0- 0

0- 0

0- 0

HOME

0- 0

0- 0

0- 0

2- 5

0- 1

0- 0

AWAY

0- 2

0- 1

2- 1

0- 2

0- 0

0- 0

NEUTRAL

0- 0

0- 1

0- 1

0- 0

0- 0

0- 0

CONFERENCE

0- 0

0- 0

0- 0

0- 0

0- 0

0- 0

HOME

0- 0

0- 0

0- 0

0- 0

0- 0

0- 0

AWAY

0- 0

0- 0

0- 0

0- 0

0- 0

0- 0

NEUTRAL

0- 0

0- 0

0- 0

RPI 1-25

RPI 26-50

RPI 51-100

RPI 101+

Team's RPI: 203

RPI S Opponent Score
21 A Michigan St. 45 91

RPI S Opponent Score

RPI S Opponent Score
57 A SFA 55 74
65 A Tulane 56 62

RPI S Opponent Score
111 A Rice 71 76
145 N Abilene Christian 39 81
159 A Texas Tech 55 75
168 N Nicholls St. 57 58
274 A UTRGV 69 55
344 A Savannah St. 65 41

LAST 12 Division I GAMES:

145 N Abilene Christian 39 81
111 A Rice 71 76
65 A Tulane 56 62
159 A Texas Tech 55 75
57 A SFA 55 74
274 A UTRGV 69 55
21 A Michigan St. 45 91
344 A Savannah St. 65 41
168 N Nicholls St. 57 58

Non-Div I Games: Huston-Tillotson 72 36 Paul Quinn 83 54

Texas Southern

Loss, Non-Conf, S Site, Home Away N Neutral

Average RPI Win: 261

Average RPI Loss: 77

WON-LOST
RECORDWINNING
PCT. RANKLAST 10
GAMESSTRENGTH OF
SCHEDULEOPP. STRENGTH
OF SCHEDULETEAM
RPIADJ.
RPICONF.
RPIADJ CONF.
RPIDIV. I ONLY
DIV. I NON-CONF.3- 7
3- 7255
2554-6
0- 147
48176
174161
162161
16215
1515
15

TOTALS

RPI 1-25

RPI 26-50

W-L RECORDS

RPI 51-100

RPI 101-150

RPI 150+

3- 7

0- 0

0- 3

OVERALL

0- 2

0- 2

3- 0

1- 2

0- 0

0- 0

HOME

0- 0

0- 2

1- 0

2- 4

0- 0

0- 2

AWAY

0- 2

0- 0

2- 0

0- 1

0- 0

0- 1

NEUTRAL

0- 0

0- 0

0- 0

3- 7

0- 0

0- 3

NON-CONFERENCE

0- 2

0- 2

3- 0

1- 2

0- 0

0- 0

HOME

0- 0

0- 2

1- 0

2- 4

0- 0

0- 2

AWAY

0- 2

0- 0

2- 0

0- 1

0- 0

0- 1

NEUTRAL

0- 0

0- 0

0- 0

0- 0

0- 0

0- 0

CONFERENCE

0- 0

0- 0

0- 0

0- 0

0- 0

0- 0

HOME

0- 0

0- 0

0- 0

0- 0

0- 0

0- 0

AWAY

0- 0

0- 0

0- 0

0- 0

0- 0

0- 0

NEUTRAL

0- 0

0- 0

0- 0

RPI 1-25

RPI 26-50

RPI 51-100

RPI 101+



Team's RPI: 161


RPI S Opponent Score



RPI S Opponent Score



RPI S Opponent Score



RPI S Opponent Score



27  New Mexico 51  82



48 N Saint Mary's (CA) 62  89


50  Missouri 50  69


65  Tulane 61  67


100  Oklahoma St. 55  66

120  Oral Roberts 64  81




128  Montana St. 59  67





168  Nicholls St. 72 67




289  UTSA 68 60




326  A&M-Corpus Christi 60 53



LAST 12 Division I GAMES:


65  Tulane 61  67 48 N Saint Mary's (CA) 62  89

128  Montana St. 59  67 50  Missouri 50  69

168  Nicholls St. 72 67 100  Oklahoma St. 55  66

27  New Mexico 51  82 326  A&M-Corpus Christi 60 53

120  Oral Roberts 64  81

289  UTSA 68 60

Non-Div I Games:





UNKNOWN

92 39

Tex. A&M Int'l

89 25

Texas St.

 Loss,  Non-Conf, S Site,  Home  Away N Neutral

Average RPI Win: 204

Average RPI Loss: 171

WON-LOST
RECORDWINNING
PCT. RANKLAST 10
GAMESSTRENGTH OF
SCHEDULEOPP. STRENGTH
OF SCHEDULETEAM
RPIADJ.
RPICONF.
RPIADJ CONF.
RPIDIV. I ONLY
DIV. I NON-CONF.9- 2
9- 242
438-2
1- 0322
32193
90159
160159
1605
55
5

TOTALS

RPI 1-25

RPI 26-50

W-L RECORDS

RPI 51-100

RPI 101-150

RPI 150+

9- 2

0- 0

0- 0

OVERALL

1- 1

2- 0

6- 1

8- 1

0- 0

0- 0

HOME

1- 1

2- 0

5- 0

1- 1

0- 0

0- 0

AWAY

0- 0

0- 0

1- 1

0- 0

0- 0

0- 0

NEUTRAL

0- 0

0- 0

0- 0

9- 2

0- 0

0- 0

NON-CONFERENCE

1- 1

2- 0

6- 1

8- 1

0- 0

0- 0

HOME

1- 1

2- 0

5- 0

1- 1

0- 0

0- 0

AWAY

0- 0

0- 0

1- 1

0- 0

0- 0

0- 0

NEUTRAL

0- 0

0- 0

0- 0

0- 0

0- 0

0- 0

CONFERENCE

0- 0

0- 0

0- 0

0- 0

0- 0

0- 0

HOME

0- 0

0- 0

0- 0

0- 0

0- 0

0- 0

AWAY

0- 0

0- 0

0- 0

0- 0

0- 0

0- 0

NEUTRAL

0- 0

0- 0

0- 0

RPI 1-25

RPI 26-50

RPI 51-100

RPI 101+

Team's RPI: 159

RPI S Opponent Score

RPI S Opponent Score

RPI S Opponent Score

RPI S Opponent Score

57 H SFA 77 69

96 H Idaho 77 88

116 H Southern U. 76 58

145 H Abilene Christian 105 54

166 H Jacksonville St. 71 58

203 H Texas Southern 75 55

226 A Nevada 86 67

245 A Florida 67 72

275 H Houston Baptist 82 76

318 H La. -Monroe 86 42

326 H A&M-Corpus Christi 78 61

LAST 12 Division I GAMES:

145 H Abilene Christian 105 54 57 H SFA 77 69

203 H Texas Southern 75 55 275 H Houston Baptist 82 76

116 H Southern U. 76 58 326 H A&M-Corpus Christi 78 61

226 A Nevada 86 67 96 H Idaho 77 88

245 A Florida 67 72 318 H La. -Monroe 86 42

166 H Jacksonville St. 71 58

T
e
x
a
s
T
e
c
hT
e
x
a
s
T
e
c
h

Non-Div I Games:

Texas Tech

Average RPI Win:	207	WON-LOST	WINNING	LAST 10	STRENGTH OF	OPP. STRENGTH	TEAM	ADJ.	CONF.	ADJ CONF.
Average RPI Loss:	42	RECORD	PCT. RANK	GAMES	SCHEDULE	OF SCHEDULE	RPI	RPI	RPI	RPI
DIV. I ONLY	8- 3	71	8-2	216	35	81	81	9	9	
DIV. I NON-CONF.	8- 3	72	1- 0	208	39	78	78	9	9	

TOTALS	RPI 1-25	RPI 26-50	W-L RECORDS	RPI 51-100	RPI 101-150	RPI 150+				
8- 3	0- 1	1- 0	OVERALL	1- 2	1- 0	5- 0				
4- 1	0- 1	0- 0	HOME	1- 0	1- 0	2- 0				
4- 2	0- 0	1- 0	AWAY	0- 2	0- 0	3- 0				
0- 0	0- 0	0- 0	NEUTRAL	0- 0	0- 0	0- 0				
8- 3	0- 1	1- 0	NON-CONFERENCE	1- 2	1- 0	5- 0				
4- 1	0- 1	0- 0	HOME	1- 0	1- 0	2- 0				
4- 2	0- 0	1- 0	AWAY	0- 2	0- 0	3- 0				
0- 0	0- 0	0- 0	NEUTRAL	0- 0	0- 0	0- 0				
0- 0	0- 0	0- 0	CONFERENCE	0- 0	0- 0	0- 0				
0- 0	0- 0	0- 0	HOME	0- 0	0- 0	0- 0				
0- 0	0- 0	0- 0	AWAY	0- 0	0- 0	0- 0				
0- 0	0- 0	0- 0	NEUTRAL	0- 0	0- 0	0- 0				

RPI 1-25				RPI 26-50				RPI 51-100 Team's RPI: 81				RPI 101+			
RPI	S	Opponent	Score	RPI	S	Opponent	Score	RPI	S	Opponent	Score	RPI	S	Opponent	Score
1	H	Notre Dame	56 72	46	A	Bel mont	78 69	56	A	Maine	59 73	126	H	Duquesne	65 52
								69	A	Dayton	49 70	220	A	Cleveland St.	65 60
								97	H	Stony Brook	80 48	260	H	Iona	84 38
												282	A	Memphis	58 48
												306	A	Valparaiso	65 59
												322	H	Detroit Mercy	77 60
LAST 12 Division I GAMES:															
322	H	Detroit Mercy	77 60	306	A	Valparaiso	65 59	69	A	Dayton	49 70	126	H	Duquesne	65 52
97	H	Stony Brook	80 48									260	H	Iona	84 38
1	H	Notre Dame	56 72					56	A	Maine	59 73				
220	A	Cleveland St.	65 60												
282	A	Memphis	58 48												
46	A	Belmont	78 69												

Non-Div I Games:

Toledo

Average RPI Win:	278	WON-LOST	WINNING	LAST 10	STRENGTH OF	OPP. STRENGTH	TEAM	ADJ.	CONF.	ADJ CONF.
Average RPI Loss:	142	RECORD	PCT. RANK	GAMES	SCHEDULE	OF SCHEDULE	RPI	RPI	RPI	RPI
DIV. I ONLY	6- 5	142	6-4	249	233	158	158	14	14	
DIV. I NON-CONF.	6- 5	145	1- 0	247	227	159	159	14	14	

TOTALS	RPI 1-25	RPI 26-50	W-L RECORDS	RPI 51-100	RPI 101-150	RPI 150+				
6- 5	0- 1	0- 0	OVERALL	0- 1	0- 0	6- 3				
3- 0	0- 0	0- 0	HOME	0- 0	0- 0	3- 0				
3- 5	0- 1	0- 0	AWAY	0- 1	0- 0	3- 3				
0- 0	0- 0	0- 0	NEUTRAL	0- 0	0- 0	0- 0				
6- 5	0- 1	0- 0	NON-CONFERENCE	0- 1	0- 0	6- 3				
3- 0	0- 0	0- 0	HOME	0- 0	0- 0	3- 0				
3- 5	0- 1	0- 0	AWAY	0- 1	0- 0	3- 3				
0- 0	0- 0	0- 0	NEUTRAL	0- 0	0- 0	0- 0				
0- 0	0- 0	0- 0	CONFERENCE	0- 0	0- 0	0- 0				
0- 0	0- 0	0- 0	HOME	0- 0	0- 0	0- 0				
0- 0	0- 0	0- 0	AWAY	0- 0	0- 0	0- 0				
0- 0	0- 0	0- 0	NEUTRAL	0- 0	0- 0	0- 0				

RPI 1-25				RPI 26-50				RPI 51-100				RPI 101+ Team's RPI: 158			
RPI	S	Opponent	Score	RPI	S	Opponent	Score	RPI	S	Opponent	Score	RPI	S	Opponent	Score
5	A	Syracuse	55 98					80	A	Wake Forest	53 60	186	A	West Virginia	43 90
												209	A	Mt. St. Mary's	78 87
												212	H	Massachusetts	78 53
												230	A	George Washington	63 76
												269	H	La Salle	92 68
												285	A	Saint Joseph's	73 52
												287	H	Loyol a Maryland	62 57
												308	A	UMBC	71 62
												309	A	Marshall I	76 69

LAST 12 Division I GAMES:															
186	A	West Virginia	43 90	309	A	Marshall I	76 69								
285	A	Saint Joseph's	73 52	308	A	UMBC	71 62								
287	H	Loyol a Maryland	62 57	269	H	La Salle	92 68								
5	A	Syracuse	55 98	212	H	Massachusetts	78 53								
230	A	George Washi ngton	63 76	80	A	Wake Forest	53 60								
209	A	Mt. St. Mary's	78 87												

Non-Div I Games:

Towson

Average RPI Win:	228	WON-LOST	WINNING	LAST 10	STRENGTH OF	OPP. STRENGTH	TEAM	ADJ.	CONF.	ADJ CONF.
Average RPI Loss:	41	RECORD	PCT. RANK	GAMES	SCHEDULE	OF SCHEDULE	RPI	RPI	RPI	RPI
DIV. I ONLY	8- 2	47	9-1	337	17	153	153	15	15	
DIV. I NON-CONF.	8- 2	51	1- 0	337	17	154	154	15	15	

TOTALS	RPI 1-25	RPI 26-50	W-L RECORDS	RPI 51-100	RPI 101-150	RPI 150+				
8- 2	0- 1	0- 0	OVERALL	0- 1	0- 0	8- 0				
3- 1	0- 0	0- 0	HOME	0- 1	0- 0	3- 0				
3- 1	0- 1	0- 0	AWAY	0- 0	0- 0	3- 0				
2- 0	0- 0	0- 0	NEUTRAL	0- 0	0- 0	2- 0				
8- 2	0- 1	0- 0	NON-CONFERENCE	0- 1	0- 0	8- 0				
3- 1	0- 0	0- 0	HOME	0- 1	0- 0	3- 0				
3- 1	0- 1	0- 0	AWAY	0- 0	0- 0	3- 0				
2- 0	0- 0	0- 0	NEUTRAL	0- 0	0- 0	2- 0				
0- 0	0- 0	0- 0	CONFERENCE	0- 0	0- 0	0- 0				
0- 0	0- 0	0- 0	HOME	0- 0	0- 0	0- 0				
0- 0	0- 0	0- 0	AWAY	0- 0	0- 0	0- 0				
0- 0	0- 0	0- 0	NEUTRAL	0- 0	0- 0	0- 0				

RPI 1-25				RPI 26-50				RPI 51-100				RPI 101+ Team's RPI: 153			
RPI	S	Opponent	Score	RPI	S	Opponent	Score	RPI	S	Opponent	Score	RPI	S	Opponent	Score
20	A	Florida St.	67 103					62	H	Middle Tenn.	64 67	162	N	Sam Houston St.	84 79
												166	A	Jacksonville St.	89 63
												193	H	Alabama St.	116 46
												213	H	Samford	72 52
												255	A	Ole Miss	71 54
												272	A	ETSU	84 66
												276	N	Mississippi Val.	75 54
												290	H	Tennessee St.	92 67

LAST 12 Division I GAMES:															
				62	H	Middle Tenn.	64 67	166	A	Jacksonville St.	89 63				
				193	H	Alabama St.	116 46	255	A	Ole Miss	71 54				
				276	N	Mississippi Val.	75 54	213	H	Samford	72 52				
				162	N	Sam Houston St.	84 79	20	A	Florida St.	67 103				
				272	A	ETSU	84 66								
				290	H	Tennessee St.	92 67								

Non-Div I Games: Talladega 91 70

Troy

T
u
l
a
n
e

Tulane				Through Games Of Dec. 31, 2018							
Average RPI	Win:	187	WON-LOST	WINNING	LAST 10	STRENGTH OF	OPP. STRENGTH	TEAM	ADJ.	CONF.	ADJ CONF.
Average RPI	Loss:	50	RECORD	PCT. RANK	GAMES	SCHEDULE	OF SCHEDULE	RPI	RPI	RPI	RPI
DIV. I ONLY		10- 3	57	7-3		156	58	65	65	8	8
DIV. I NON-CONF.		10- 3	60	1- 0		157	55	64	64	8	8

TOTALS	RPI 1-25		RPI 26-50		W-L RECORDS	RPI 51-100		RPI 101-150		RPI 150+	
10- 3	0- 1		1- 1		OVERALL	1- 1		1- 0		7- 0	
6- 1	0- 0		0- 1		HOME	0- 0		1- 0		5- 0	
1- 1	0- 0		0- 0		AWAY	1- 1		0- 0		0- 0	
3- 1	0- 1		1- 0		NEUTRAL	0- 0		0- 0		2- 0	
10- 3	0- 1		1- 1		NON-CONFERENCE	1- 1		1- 0		7- 0	
6- 1	0- 0		0- 1		HOME	0- 0		1- 0		5- 0	
1- 1	0- 0		0- 0		AWAY	1- 1		0- 0		0- 0	
3- 1	0- 1		1- 0		NEUTRAL	0- 0		0- 0		2- 0	
0- 0	0- 0		0- 0		CONFERENCE	0- 0		0- 0		0- 0	
0- 0	0- 0		0- 0		HOME	0- 0		0- 0		0- 0	
0- 0	0- 0		0- 0		AWAY	0- 0		0- 0		0- 0	
0- 0	0- 0		0- 0		NEUTRAL	0- 0		0- 0		0- 0	

RPI 1-25				RPI 26-50				Team's RPI: 65		RPI 101+	
RPI S	Opponent	Score		RPI S	Opponent	Score		RPI S	Opponent	Score	
14 N	Cal i forni a	57	65	36 H	Ol d Domini on	48	56	59 A	LSU	56	54
				43 N	Central Mi ch.	68	57	99 A	Al abama	58	69

LAST 12 Division I GAMES:											
99 A	Al abama	58	69	161 H	Texas St.	67	61	327 N	Fl ori da A&M	78	34
168 H	Ni chol l s St.	71	46	43 N	Central Mi ch.	68	57	36 H	Ol d Domi ni on	48	56
252 H	Southern Mi ss.	71	54	118 H	Washi ngton	63	51	59 A	LSU	56	54
314 H	Fl a. Atlanti c	88	45								
220 N	Clevel and St.	81	72								
14 N	Cal i forni a	57	65								

T
u
l
a
n
e

Non-Div I Games:

Tulane

T
u
l
s
a

Tul sa		Through Games Of Dec. 31, 2018									
Average RPI	Win:	189	WON-LOST	WINNING	LAST 10	STRENGTH OF	OPP. STRENGTH	TEAM	ADJ.	CONF.	ADJ CONF.
Average RPI	Loss:	100	RECORD	PCT. RANK	GAMES	SCHEDULE	OF SCHEDULE	RPI	RPI	RPI	RPI
DIV. I ONLY		6- 7	176	5-5	179	47	181	181	8	8	
DIV. I NON-CONF.		6- 7	171	0- 1	178	48	185	185	8	8	

TOTALS	RPI 1-25		RPI 26-50		W-L RECORDS	RPI 51-100		RPI 101-150		RPI 150+	
6- 7	0- 1		0- 1		OVERALL	1- 2		2- 0		3- 3	
4- 2	0- 0		0- 0		HOME	0- 1		1- 0		3- 1	
1- 5	0- 1		0- 1		AWAY	0- 1		1- 0		0- 2	
1- 0	0- 0		0- 0		NEUTRAL	1- 0		0- 0		0- 0	
6- 7	0- 1		0- 1		NON-CONFERENCE	1- 2		2- 0		3- 3	
4- 2	0- 0		0- 0		HOME	0- 1		1- 0		3- 1	
1- 5	0- 1		0- 1		AWAY	0- 1		1- 0		0- 2	
1- 0	0- 0		0- 0		NEUTRAL	1- 0		0- 0		0- 0	
0- 0	0- 0		0- 0		CONFERENCE	0- 0		0- 0		0- 0	
0- 0	0- 0		0- 0		HOME	0- 0		0- 0		0- 0	
0- 0	0- 0		0- 0		AWAY	0- 0		0- 0		0- 0	
0- 0	0- 0		0- 0		NEUTRAL	0- 0		0- 0		0- 0	

T
u
l
s
a

RPI 1-25				RPI 26-50				RPI 51-100				RPI 101+ Team's RPI: 181			
RPI	S	Opponent	Score	RPI	S	Opponent	Score	RPI	S	Opponent	Score	RPI	S	Opponent	Score
22	A	Ari zona St.	52 70	46	A	Bel mont	53 78	53	H	Arkansas	59 61	120	A	Oral Roberts	76 68
								57	A	SFA	34 76	145	H	Abilene Christian	75 63
								99	N	Al abama	80 73	165	H	Little Rock	53 63
												175	A	Arkansas St.	60 73
												182	A	Ameri can	52 68
												206	H	Saint Louis	86 75
												238	H	Stetson	55 54
												325	H	UTEP	66 45

LAST 12 Division I GAMES:															
175	A	Arkansas St.	60 73	22	A	Ari zona St.	52 70	325	H	UTEP	66 45	53	H	Arkansas	59 61
99	N	Al abama	80 73	46	A	Bel mont	53 78	165	H	Little Rock	53 63	182	A	Ameri can	52 68
145	H	Abilene Christian	75 63	57	A	SFA	34 76	53	H	Arkansas	59 61	206	H	Saint Louis	86 75
57	A	SFA	34 76	99	N	Al abama	80 73	46	A	Bel mont	53 78	238	H	Stetson	55 54
206	H	Saint Louis	86 75	120	A	Oral Roberts	76 68	120	A	Oral Roberts	76 68	325	H	UTEP	66 45

Non-Di v I Games:

Tul sa

Average RPI Win:	237	WON-LOST	WINNING	LAST 10	STRENGTH OF	OPP. STRENGTH	TEAM	ADJ.	CONF.	ADJ CONF.
Average RPI Loss:	25	RECORD	PCT. RANK	GAMES	SCHEDULE	OF SCHEDULE	RPI	RPI	RPI	RPI
DIV. I ONLY	11- 1	17	9-1	341	66	140	140	19	19	
DIV. I NON-CONF.	11- 1	14	0- 1	341	62	139	139	19	19	

TOTALS	RPI 1-25	RPI 26-50	W-L RECORDS	RPI 51-100	RPI 101-150	RPI 150+				
11- 1	0- 1	0- 0	OVERALL	0- 0	2- 0	9- 0				
5- 0	0- 0	0- 0	HOME	0- 0	0- 0	5- 0				
4- 0	0- 0	0- 0	AWAY	0- 0	1- 0	3- 0				
2- 1	0- 1	0- 0	NEUTRAL	0- 0	1- 0	1- 0				
11- 1	0- 1	0- 0	NON-CONFERENCE	0- 0	2- 0	9- 0				
5- 0	0- 0	0- 0	HOME	0- 0	0- 0	5- 0				
4- 0	0- 0	0- 0	AWAY	0- 0	1- 0	3- 0				
2- 1	0- 1	0- 0	NEUTRAL	0- 0	1- 0	1- 0				
0- 0	0- 0	0- 0	CONFERENCE	0- 0	0- 0	0- 0				
0- 0	0- 0	0- 0	HOME	0- 0	0- 0	0- 0				
0- 0	0- 0	0- 0	AWAY	0- 0	0- 0	0- 0				
0- 0	0- 0	0- 0	NEUTRAL	0- 0	0- 0	0- 0				

RPI 1-25				RPI 26-50				RPI 51-100				RPI 101+				Team's RPI: 140
RPI	S	Opponent	Score	RPI	S	Opponent	Score	RPI	S	Opponent	Score	RPI	S	Opponent	Score	
25	N	Tennessee	69 73									127	A	FGCU	62 60	
												142	N	Oklahoma	89 84	
												160	H	Appalachian St.	80 61	
												193	A	Alabama St.	62 47	
												213	A	Samford	66 41	
												241	N	Coppin St.	86 61	
												246	H	Alabama A&M	82 47	
												282	H	Memphis	85 54	
												323	H	McNeese	91 48	
												331	A	Chicago St.	90 45	
												350	H	Alcorn	80 53	
LAST 12 Division I GAMES:																
323	H	McNeese	91 48	25	N	Tennessee	69 73	127	A	FGCU	62 60	241	N	Coppin St.	86 61	
213	A	Samford	66 41					193	A	Alabama St.	62 47	282	H	Memphis	85 54	
350	H	Alcorn	80 53													
246	H	Alabama A&M	82 47													
142	N	Oklahoma	89 84													
331	A	Chicago St.	90 45					160	H	Appalachian St.	80 61					

Non-Div I Games: Ala.-Huntsville 83 58

UAB

UC Davis

UC Davis

Through Games Of Dec. 31, 2018																											
UC Davis		Average RPI Win:	194	WON-LOST	WINNING	LAST 10	STRENGTH OF		OPP. STRENGTH	TEAM	ADJ.	CONF.	ADJ CONF.														
		Average RPI Loss:	88	RECORD	PCT. RANK	GAMES	SCHEDULE		OF SCHEDULE	RPI	RPI	RPI	RPI														
DIV. I ONLY			7- 5		128	8-2	155		51	92	92	21	21														
DIV. I NON-CONF.			7- 5		133	0- 1	156		51	91	91	21	21														

TOTALS		RPI 1-25	RPI 26-50		W-L RECORDS		RPI 51-100		RPI 101-150		RPI 150+																
7- 5		0- 1	1- 0		OVERALL		0- 2		1- 1		5- 1																
3- 1		0- 0	1- 0		HOME		0- 1		0- 0		2- 0																
3- 4		0- 1	0- 0		AWAY		0- 1		1- 1		2- 1																
1- 0		0- 0	0- 0		NEUTRAL		0- 0		0- 0		1- 0																
7- 5		0- 1	1- 0		NON-CONFERENCE		0- 2		1- 1		5- 1																
3- 1		0- 0	1- 0		HOME		0- 1		0- 0		2- 0																
3- 4		0- 1	0- 0		AWAY		0- 1		1- 1		2- 1																
1- 0		0- 0	0- 0		NEUTRAL		0- 0		0- 0		1- 0																
0- 0		0- 0	0- 0		CONFERENCE		0- 0		0- 0		0- 0																
0- 0		0- 0	0- 0		HOME		0- 0		0- 0		0- 0																
0- 0		0- 0	0- 0		AWAY		0- 0		0- 0		0- 0																
0- 0		0- 0	0- 0		NEUTRAL		0- 0		0- 0		0- 0																

Team's RPI: 92																											
RPI S	Opponent		Score		RPI S	Opponent		Score		RPI S	Opponent		Score														
4	A	Stanford		43	71	48	H	Saint Mary's (CA)		76	74	66	H	Paci fic		80	83										
												82	A	Montana		56	62										
-----														103	A	Washington St.		75	62								
														115	A	Loyol a Marymount		53	60								
														174	A	Portland St.		50	65								
														216	A	Sacramento St.		109	60								
														217	H	Southern Utah		68	45								
														226	N	Nevada		84	68								
														228	A	San Francis sco		70	68								
														317	H	Seattle U		76	59								

LAST 12 Division I GAMES:																											
216	A	Sacramento St.		109	60	82	A	Montana		56	62																
226	N	Nevada		84	68	48	H	Saint Mary's (CA)		76	74																
115	A	Loyol a Marymount		53	60	228	A	San Francis sco		70	68																
217	H	Southern Utah		68	45	317	H	Seattle U		76	59																
103	A	Washington St.		75	62	66	H	Paci fic		80	83																
174	A	Portland St.		50	65	4	A	Stanford		43	71																

UC Davis

Non-Div I Games: Domi ni can (CA) 92 42

UC Davis

UC Irvine										Through Games Of Dec. 31, 2018											
Average RPI Win:		248		WON-LOST		WINNING		LAST 10		STRENGTH OF		OPP. STRENGTH		TEAM		ADJ.		CONF.		ADJ CONF.	
Average RPI Loss:		107		RECORD		PCT. RANK		GAMES		SCHEDULE		OF SCHEDULE		RPI		RPI		RPI		RPI	
DIV. I ONLY				9- 2		42		8-2		315		141		136		136		21		21	
DIV. I NON-CONF.				9- 2		43		1- 0		314		137		136		136		21		21	

TOTALS		RPI 1-25		RPI 26-50		W-L RECORDS		RPI 51-100		RPI 101-150		RPI 150+									
9- 2		0- 1		0- 0		OVERALL		0- 0		1- 0		8- 1									
4- 1		0- 0		0- 0		HOME		0- 0		0- 0		4- 1									
3- 1		0- 1		0- 0		AWAY		0- 0		1- 0		2- 0									
2- 0		0- 0		0- 0		NEUTRAL		0- 0		0- 0		2- 0									
9- 2		0- 1		0- 0		NON-CONFERENCE		0- 0		1- 0		8- 1									
4- 1		0- 0		0- 0		HOME		0- 0		0- 0		4- 1									
3- 1		0- 1		0- 0		AWAY		0- 0		1- 0		2- 0									
2- 0		0- 0		0- 0		NEUTRAL		0- 0		0- 0		2- 0									
0- 0		0- 0		0- 0		CONFERENCE		0- 0		0- 0		0- 0									
0- 0		0- 0		0- 0		HOME		0- 0		0- 0		0- 0									
0- 0		0- 0		0- 0		AWAY		0- 0		0- 0		0- 0									
0- 0		0- 0		0- 0		NEUTRAL		0- 0		0- 0		0- 0									
RPI 1-25				RPI 26-50				RPI 51-100				RPI 101+				Team's RPI: 136					
RPI	S	Opponent		Score	RPI	S	Opponent		Score	RPI	S	Opponent		Score	RPI	S	Opponent		Score		
3	A	Oregon		69 115											138	A	Portland		84 69		
															171	N	Indiana St.		77 61		
															174	A	Portland St.		73 68		
															211	H	San Diego St.		70 78		
															217	H	Southern Utah		75 58		
															264	H	UNLV		57 55		
															288	A	San Jose St.		74 66		
															313	H	CSU Bakersfield		85 78		
															317	H	Seattle U		65 60		
															349	N	LIU Brooklyn		84 71		
LAST 12 Division I GAMES:																					
211	H	San Diego St.		70 78	317	H	Seattle U		65 60												
288	A	San Jose St.		74 66	3	A	Oregon		69 115												
313	H	CSU Bakersfield		85 78	174	A	Portland St.		73 68												
171	N	Indiana St.		77 61	138	A	Portland		84 69												
349	N	LIU Brooklyn		84 71	264	H	UNLV		57 55												
217	H	Southern Utah		75 58																	

Non-Div I Games: LIFE Pacific 105 31

UC Riverside				Through Games Of Dec. 31, 2018							
Average RPI Win:	238	WON-LOST	WINNING	LAST 10	STRENGTH OF	OPP. STRENGTH	TEAM	ADJ.	CONF.	ADJ CONF.	
Average RPI Loss:	123	RECORD	PCT. RANK	GAMES	SCHEDULE	OF SCHEDULE	RPI	RPI	RPI	RPI	
DIV. I ONLY		6- 8	197	5-5	158	168	178	178	21	21	
DIV. I NON-CONF.		6- 8	199	1- 0	158	168	180	180	21	21	

TOTALS		RPI 1-25	RPI 26-50		W-L RECORDS		RPI 51-100	RPI 101-150	RPI 150+		
6- 8		0- 1	0- 2		OVERALL		0- 2	0- 0	6- 3		
3- 0		0- 0	0- 0		HOME		0- 0	0- 0	3- 0		
2- 5		0- 0	0- 1		AWAY		0- 2	0- 0	2- 2		
1- 3		0- 1	0- 1		NEUTRAL		0- 0	0- 0	1- 1		
6- 8		0- 1	0- 2		NON-CONFERENCE		0- 2	0- 0	6- 3		
3- 0		0- 0	0- 0		HOME		0- 0	0- 0	3- 0		
2- 5		0- 0	0- 1		AWAY		0- 2	0- 0	2- 2		
1- 3		0- 1	0- 1		NEUTRAL		0- 0	0- 0	1- 1		
0- 0		0- 0	0- 0		CONFERENCE		0- 0	0- 0	0- 0		
0- 0		0- 0	0- 0		HOME		0- 0	0- 0	0- 0		
0- 0		0- 0	0- 0		AWAY		0- 0	0- 0	0- 0		
0- 0		0- 0	0- 0		NEUTRAL		0- 0	0- 0	0- 0		

RPI 1-25				RPI 26-50				RPI 51-100				RPI 101+ Team's RPI: 178			
RPI	S	Opponent	Score	RPI	S	Opponent	Score	RPI	S	Opponent	Score	RPI	S	Opponent	Score
3	N	Oregon	44 94	41	N	Texas A&M	63 70	54	A	Southern California	55 73	156	H	Coastal Caro.	62 43
				47	A	BYU	70 72	100	A	Oklahoma St.	51 76	164	H	New Mexico St.	65 64
												187	N	Milwaukee	54 56
												217	H	Southern Utah	56 50
												243	N	Eastern Wash.	57 45
												267	A	California Baptist	57 65
												283	A	Utah Valley	53 56
												313	A	CSU Bakersfield	79 67
												337	A	Weber St.	71 39
LAST 12 Division I GAMES:															
243	N	Eastern Wash.	57 45	217	H	Southern Utah	56 50	313	A	CSU Bakersfield	79 67	164	H	New Mexico St.	65 64
41	N	Texas A&M	63 70	100	A	Oklahoma St.	51 76	283	A	Utah Valley	53 56	337	A	Weber St.	71 39
267	A	California Baptist	57 65												
187	N	Milwaukee	54 56												
3	N	Oregon	44 94												
156	H	Coastal Caro.	62 43												

Non-Div I Games:

UC Santa Barbara				Through Games Of Dec. 31, 2018							
Average RPI	Win:	261	WON-LOST	WINNING	LAST 10	STRENGTH OF	OPP. STRENGTH	TEAM	ADJ.	CONF.	ADJ CONF.
Average RPI	Loss:	159	RECORD	PCT. RANK	GAMES	SCHEDULE	OF SCHEDULE	RPI	RPI	RPI	RPI
DIV. I ONLY		3- 10	278	3-7	245	172	295	295	21	21	
DIV. I NON-CONF.		3- 10	277	1- 0	242	170	297	297	21	21	

TOTALS		RPI 1-25		RPI 26-50	W-L RECORDS		RPI 51-100	RPI 101-150	RPI 150+		
3- 10		0- 1		0- 1	OVERALL		0- 2	0- 1	3- 5		
1- 5		0- 0		0- 1	HOME		0- 0	0- 1	1- 3		
1- 5		0- 1		0- 0	AWAY		0- 2	0- 0	1- 2		
1- 0		0- 0		0- 0	NEUTRAL		0- 0	0- 0	1- 0		
3- 10		0- 1		0- 1	NON-CONFERENCE		0- 2	0- 1	3- 5		
1- 5		0- 0		0- 1	HOME		0- 0	0- 1	1- 3		
1- 5		0- 1		0- 0	AWAY		0- 2	0- 0	1- 2		
1- 0		0- 0		0- 0	NEUTRAL		0- 0	0- 0	1- 0		
0- 0		0- 0		0- 0	CONFERENCE		0- 0	0- 0	0- 0		
0- 0		0- 0		0- 0	HOME		0- 0	0- 0	0- 0		
0- 0		0- 0		0- 0	AWAY		0- 0	0- 0	0- 0		
0- 0		0- 0		0- 0	NEUTRAL		0- 0	0- 0	0- 0		

RPI 1-25				RPI 26-50				RPI 51-100				RPI 101+ Team's RPI: 295			
RPI	S	Opponent	Score	RPI	S	Opponent	Score	RPI	S	Opponent	Score	RPI	S	Opponent	Score
14	A	Cal i forni a	45 69	48	H	Saint Mary' s (CA)	55 80	54	A	Southern Cal i forni a	39 82	115	H	Loyola Marymount	57 70
								66	A	Paci fi c	53 69	164	H	New Mexi co St.	73 81
												211	A	San Diego St.	63 58
												231	N	Dartmouth	62 56
												264	A	UNLV	51 69
												267	H	Cal i forni a Baptist	64 76
												283	A	Utah Valley	54 63
												313	H	CSU Bakersfi el d	48 56
												341	H	Grand Canyon	66 55

LAST 12 Division I GAMES:															
				66	A	Paci fi c	53 69	231	N	Dartmouth	62 56				
				341	H	Grand Canyon	66 55	164	H	New Mexico St.	73 81				
				48	H	Saint Mary' s (CA)	55 80	211	A	San Diego St.	63 58				
				264	A	UNLV	51 69	267	H	Cal i forni a Baptist	64 76				
				115	H	Loyola Marymount	57 70	14	A	Cal i forni a	45 69				
				54	A	Southern Cal i forni a	39 82	313	H	CSU Bakersfi el d	48 56				

Non-Div I Games:

UCF

Average RPI Win: 144

Average RPI Loss: 24

WON-LOST RECORD

WINNING PCT. RANK

LAST 10 GAMES

STRENGTH OF SCHEDULE

OPP. STRENGTH OF SCHEDULE

TEAM RPI

ADJ. RPI

CONF. RPI

ADJ CONF. RPI

DIV. I ONLY

DIV. I NON-CONF.

11- 2

11- 2

30

33

8-2

1- 0

122

122

19

19

19

18

19

18

8

8

8

8

TOTALS

RPI 1-25

RPI 26-50

W-L RECORDS

RPI 51-100

RPI 101-150

RPI 150+

11- 2

0- 1

1- 1

OVERALL

4- 0

2- 0

4- 0

4- 0

0- 0

1- 0

HOME

1- 0

1- 0

1- 0

6- 1

0- 0

0- 1

AWAY

3- 0

1- 0

2- 0

1- 1

0- 1

0- 0

NEUTRAL

0- 0

0- 0

1- 0

11- 2

0- 1

1- 1

NON-CONFERENCE

4- 0

2- 0

4- 0

4- 0

0- 0

1- 0

HOME

1- 0

1- 0

1- 0

6- 1

0- 0

0- 1

AWAY

3- 0

1- 0

2- 0

1- 1

0- 1

0- 0

NEUTRAL

0- 0

0- 0

1- 0

0- 0

0- 0

0- 0

CONFERENCE

0- 0

0- 0

0- 0

0- 0

0- 0

0- 0

HOME

0- 0

0- 0

0- 0

0- 0

0- 0

0- 0

AWAY

0- 0

0- 0

0- 0

0- 0

0- 0

0- 0

NEUTRAL

0- 0

0- 0

0- 0

RPI 1-25

Team's RPI: 19

RPI 26-50

RPI 51-100

RPI 101+

RPI S Opponent Score

5 N Syracuse 52 57

RPI S Opponent Score

31 H Villanova 71 56

43 A Central Mich. 68 75

RPI S Opponent Score

66 H Pacific 64 57

71 A Quinnipiac 47 45

90 A Pittsburgh 61 58

93 A Mercer 76 42

RPI S Opponent Score

121 H Chattanooga 75 37

126 A Duquesne 71 63

214 A Delaware 71 60

238 A Stetson 78 55

266 H Richmond 70 48

270 N Liberty 53 45

LAST 12 Division I GAMES:

214 A Delaware 71 60

121 H Chattanooga 75 37

31 H Villanova 71 56

266 H Richmond 70 48

43 A Central Mich. 68 75

93 A Mercer 76 42

71 A Quinnipiac 47 45

5 N Syracuse 52 57

270 N Liberty 53 45

66 H Pacific 64 57

126 A Duquesne 71 63

238 A Stetson 78 55

Non-Div I Games:

UCF

Loss, Non-Conf, S Site, H Home A Away N Neutral

Page 303

Non-Div I Games:

UCF

Average RPI Win: **156**
 Average RPI Loss: **68**

WON-LOST
RECORD

WINNING
PCT. RANK

LAST 10
GAMES

STRENGTH OF
SCHEDULE

OPP. STRENGTH
OF SCHEDULE

TEAM
RPI

ADJ.
RPI

CONF.
RPI

ADJ CONF.
RPI

DIV. I ONLY	8- 5	115	6-4	10	205	37	37	2	2
DIV. I NON-CONF.	7- 5	133	0- 0	18	200	58	58	2	2
TOTALS	RPI 1-25	RPI 26-50	W-L RECORDS	RPI 51-100	RPI 101-150	RPI 150+			
8- 5	0- 2	0- 1	OVERALL	3- 0	3- 2	2- 0			
6- 1	0- 1	0- 0	HOME	2- 0	3- 0	1- 0			
2- 1	0- 0	0- 0	AWAY	1- 0	0- 1	1- 0			
0- 3	0- 1	0- 1	NEUTRAL	0- 0	0- 1	0- 0			
7- 5	0- 2	0- 1	NON-CONFERENCE	2- 0	3- 2	2- 0			
6- 1	0- 1	0- 0	HOME	2- 0	3- 0	1- 0			
1- 1	0- 0	0- 0	AWAY	0- 0	0- 1	1- 0			
0- 3	0- 1	0- 1	NEUTRAL	0- 0	0- 1	0- 0			
1- 0	0- 0	0- 0	CONFERENCE	1- 0	0- 0	0- 0			
0- 0	0- 0	0- 0	HOME	0- 0	0- 0	0- 0			
1- 0	0- 0	0- 0	AWAY	1- 0	0- 0	0- 0			
0- 0	0- 0	0- 0	NEUTRAL	0- 0	0- 0	0- 0			

RPI	S	Opponent	Score	RPI	S	Opponent	Score	RPI	S	Opponent	Score	RPI	S	Opponent	Score
12	H	Indiana	65 67	44	N	North Carolina	49 83	54	A	Southern California	72 65	111	H	Rice	59 50
23	N	Kentucky	74 75					91	H	Seton Hall	78 62	113	H	Fresno St.	89 80
								100	H	Oklahoma St.	71 59	115	A	Loyola Marymount	63 69
												148	N	South Fla.	56 60
												150	H	Georgia	80 69
												301	H	Cal Poly	81 35
												330	A	UIC	78 47
LAST 12 Division I GAMES:															
12	H	Indiana	65 67	54	A	Southern California	72 65	301	H	Cal Poly	81 35	111	H	Rice	59 50
148	N	South Fla.	56 60												
23	N	Kentucky	74 75					330	A	UIC	78 47				
44	N	North Carolina	49 83	100	H	Oklahoma St.	71 59								
91	H	Seton Hall	78 62	113	H	Fresno St.	89 80								
150	H	Georgia	80 69	111	H	Rice	59 50								

Non-Div I Games:

UCLA

Average RPI Win: 112

Average RPI Loss: 0

WON-LOST
RECORDWINNING
PCT. RANKLAST 10
GAMESSTRENGTH OF
SCHEDULEOPP. STRENGTH
OF SCHEDULETEAM
RPIADJ.
RPICONF.
RPIADJ CONF.
RPIDIV. I ONLY
DIV. I NON-CONF.11- 0
11- 01
110-0
1- 026
285
72
22
28
88
8

TOTALS

RPI 1-25

RPI 26-50

W-L RECORDS

RPI 51-100

RPI 101-150

RPI 150+

11- 0

2- 0

1- 0

OVERALL

3- 0

2- 0

3- 0

3- 0

0- 0

1- 0

HOME

1- 0

1- 0

0- 0

4- 0

2- 0

0- 0

AWAY

0- 0

1- 0

1- 0

4- 0

0- 0

0- 0

NEUTRAL

2- 0

0- 0

2- 0

11- 0

2- 0

1- 0

NON-CONFERENCE

3- 0

2- 0

3- 0

3- 0

0- 0

1- 0

HOME

1- 0

1- 0

0- 0

4- 0

2- 0

0- 0

AWAY

0- 0

1- 0

1- 0

4- 0

0- 0

0- 0

NEUTRAL

2- 0

0- 0

2- 0

0- 0

0- 0

0- 0

CONFERENCE

0- 0

0- 0

0- 0

0- 0

0- 0

0- 0

HOME

0- 0

0- 0

0- 0

0- 0

0- 0

0- 0

AWAY

0- 0

0- 0

0- 0

0- 0

0- 0

0- 0

NEUTRAL

0- 0

0- 0

0- 0

RPI 1-25

Team's RPI: 2

RPI 26-50

RPI 51-100

RPI 101+

RPI	S	Opponent	Score
1	A	Notre Dame	89 71
14	A	Cal i forn i a	76 66

RPI	S	Opponent	Score
49	H	DePaul	99 63

RPI	S	Opponent	Score
73	N	Purdue	86 40
78	N	St. John's (NY)	65 55
91	H	Seton Hall	99 61

RPI	S	Opponent	Score
142	A	Oklahoma	72 63
144	H	Ohio St.	85 53
179	N	Vanderbilt	80 42
206	A	Saint Louis	98 42
255	N	Ole Miss	90 50

LAST 12 Division I GAMES:

49	H	DePaul	99 63	14	A	Cal i forn i a	76 66
73	N	Purdue	86 40	142	A	Oklahoma	72 63
78	N	St. John's (NY)	65 55	91	H	Seton Hall	99 61
255	N	Ole Miss	90 50	206	A	Saint Louis	98 42
179	N	Vanderbilt	80 42	1	A	Notre Dame	89 71
144	H	Ohio St.	85 53				

U
C
o
n
nU
C
o
n
n

Non-Div I Games:

UConn

UIC

Through Games Of Dec. 31, 2018

Average RPI Win:	327	WON-LOST	WINNING	LAST 10	STRENGTH OF	OPP. STRENGTH	TEAM	ADJ.	CONF.	ADJ CONF.
Average RPI Loss:	169	RECORD	PCT. RANK	GAMES	SCHEDULE	OF SCHEDULE	RPI	RPI	RPI	RPI
DIV. I ONLY	2- 11	316	1-9	256	254	330	330	17	17	
DIV. I NON-CONF.	2- 9	296	0- 0	225	263	307	307	16	16	

TOTALS	RPI 1-25	RPI 26-50	W-L RECORDS	RPI 51-100	RPI 101-150	RPI 150+
2- 11	0- 1	0- 1	OVERALL	0- 2	0- 1	2- 6
1- 5	0- 0	0- 1	HOME	0- 1	0- 1	1- 2
1- 4	0- 1	0- 0	AWAY	0- 1	0- 0	1- 2
0- 2	0- 0	0- 0	NEUTRAL	0- 0	0- 0	0- 2
2- 9	0- 1	0- 1	NON-CONFERENCE	0- 1	0- 1	2- 5
1- 3	0- 0	0- 1	HOME	0- 0	0- 1	1- 1
1- 4	0- 1	0- 0	AWAY	0- 1	0- 0	1- 2
0- 2	0- 0	0- 0	NEUTRAL	0- 0	0- 0	0- 2
0- 2	0- 0	0- 0	CONFERENCE	0- 1	0- 0	0- 1
0- 2	0- 0	0- 0	HOME	0- 1	0- 0	0- 1
0- 0	0- 0	0- 0	AWAY	0- 0	0- 0	0- 0
0- 0	0- 0	0- 0	NEUTRAL	0- 0	0- 0	0- 0

RPI 1-25				RPI 26-50				RPI 51-100				RPI 101+				Team's RPI: 330
RPI	S	Opponent	Score	RPI	S	Opponent	Score	RPI	S	Opponent	Score	RPI	S	Opponent	Score	
16	A	Marquette	32 96	37	H	UCLA	47 78	75	A	Northwestern	44 87	131	H	Mi ami (OH)	56 65	
								85	H	Wright St.	46 79	171	A	Indi ana St.	53 60	
												221	A	Eastern Mi ch.	38 52	
												254	H	Loyol a Chi cago	60 75	
												277	N	Fai rfi el d	60 68	
												291	N	Jackson St.	57 72	
												299	H	Northern Ky.	49 67	
												306	H	Val parai so	75 65	
												348	A	Evansvi lle	62 54	

LAST 12 Di vi si on I GAMES:																								
348	A	Evansvi lle	62	54	85	H	Wright St.	46	79	299	H	Northern Ky.	49	67	291	N	Jackson St.	57	72	277	N	Fai rfi el d	60	68
131	H	Mi ami (OH)	56	65	75	A	Northwestern	44	87	171	A	Indi ana St.	53	60	254	H	Loyol a Chi cago	60	75	221	A	Eastern Mi ch.	38	52
16	A	Marquette	32	96	37	H	UCLA	47	78	85	H	Wright St.	46	79	75	A	Northwestern	44	87	348	A	Evansvi lle	62	54

Non-Di v I Games:

UIC

Loss, Non-Conf, S Site, H Home A Away N Neutral

Page 306

U
M
E
S

Through Games Of Dec. 31, 2018

UMES

Average RPI Win: 259

Average RPI Loss: 143

WON-LOST
RECORD

WINNING
PCT. RANK

LAST 10
GAMES

STRENGTH OF
SCHEDULE

OPP. STRENGTH
OF SCHEDULE

TEAM
RPI

ADJ.
RPI

CONF.
RPI

ADJ CONF.
RPI

DIV. I ONLY

DIV. I NON-CONF.

2- 9

298

4-6

133

191

222

222

32

32

2- 9

296

1- 0

135

190

221

221

32

32

TOTALS

RPI 1-25

RPI 26-50

W-L RECORDS

RPI 51-100

RPI 101-150

RPI 150+

2- 9

0- 1

0- 1

OVERALL

0- 2

0- 1

2- 4

0- 1

0- 0

0- 0

HOME

0- 1

0- 1

0- 0

AWAY

0- 1

0- 1

2- 4

0- 0

0- 0

NEUTRAL

0- 0

0- 0

0- 0

2- 9

0- 1

0- 1

NON-CONFERENCE

0- 2

0- 1

2- 4

0- 1

0- 0

0- 0

HOME

0- 1

0- 1

0- 0

AWAY

0- 1

0- 1

2- 4

0- 0

0- 0

NEUTRAL

0- 0

0- 0

0- 0

0- 0

0- 0

CONFERENCE

0- 0

0- 0

0- 0

0- 0

0- 0

HOME

0- 0

0- 0

0- 0

AWAY

0- 0

0- 0

0- 0

0- 0

NEUTRAL

0- 0

0- 0

0- 0

RPI 1-25

RPI 26-50

RPI 51-100

RPI 101+ Team's RPI: 222

RPI

S

Opponent

Score

5

A

Syracuse

51

96

38

A

Miami (FL)

53

71

58

H

Buffalo

63

69

80

A

Wake Forest

67

78

106

A

Georgetown

55

74

192

A

East Carolina

69

84

196

A

George Mason

49

70

209

A

Mt. St. Mary's

86

73

266

A

Richmond

55

57

308

A

UMBC

73

67

343

A

Longwood

71

83

LAST 12 Division I GAMES:

308

A

UMBC

73

67

196

A

George Mason

49

70

58

H

Buffalo

63

69

106

A

Georgetown

55

74

192

A

East Carolina

69

84

209

A

Mt. St. Mary's

86

73

38

A

Miami (FL)

53

71

80

A

Wake Forest

67

78

5

A

Syracuse

51

96

343

A

Longwood

71

83

266

A

Richmond

55

57

Non-Div I Games:

Regent

72

16

Cheyney

88

39

UMES

Loss,

Non-Conf, S Site,

Home

Away

N Neutral

Page 308

Average RPI Win:	280	WON-LOST	WINNING	LAST 10	STRENGTH OF	OPP. STRENGTH	TEAM	ADJ.	CONF.	ADJ CONF.
Average RPI Loss:	203	RECORD	PCT. RANK	GAMES	SCHEDULE	OF SCHEDULE	RPI	RPI	RPI	RPI
DIV. I ONLY	3- 9	270	2-8	234	332	284	284	25	25	
DIV. I NON-CONF.	3- 9	269	0- 1	230	331	286	286	25	25	

TOTALS	RPI 1-25	RPI 26-50	W-L RECORDS	RPI 51-100	RPI 101-150	RPI 150+				
3- 9	0- 1	0- 0	OVERALL	0- 1	0- 1	3- 6				
1- 3	0- 0	0- 0	HOME	0- 0	0- 1	1- 2				
2- 6	0- 1	0- 0	AWAY	0- 1	0- 0	2- 4				
0- 0	0- 0	0- 0	NEUTRAL	0- 0	0- 0	0- 0				
3- 9	0- 1	0- 0	NON-CONFERENCE	0- 1	0- 1	3- 6				
1- 3	0- 0	0- 0	HOME	0- 0	0- 1	1- 2				
2- 6	0- 1	0- 0	AWAY	0- 1	0- 0	2- 4				
0- 0	0- 0	0- 0	NEUTRAL	0- 0	0- 0	0- 0				
0- 0	0- 0	0- 0	CONFERENCE	0- 0	0- 0	0- 0				
0- 0	0- 0	0- 0	HOME	0- 0	0- 0	0- 0				
0- 0	0- 0	0- 0	AWAY	0- 0	0- 0	0- 0				
0- 0	0- 0	0- 0	NEUTRAL	0- 0	0- 0	0- 0				

RPI 1-25				RPI 26-50				RPI 51-100				RPI 101+				Team's RPI: 284
RPI	S	Opponent	Score	RPI	S	Opponent	Score	RPI	S	Opponent	Score	RPI	S	Opponent	Score	
17	A	Butler	36 89					91	A	Seton Hall	57 90	134	H	Providence	47 71	
												202	A	Holy Cross	54 63	
												205	A	Cornell	54 63	
												212	A	Massachusetts	62 59	
												231	A	Dartmouth	54 70	
												280	H	Saint Peter's	59 57	
												286	H	Bryant	57 58	
												328	H	Colgate	52 61	
												332	A	Morgan St.	49 61	
												349	A	LIU Brooklyn	69 64	
LAST 12 Division I GAMES:																
332	A	Morgan St.	49 61	328	H	Colgate	52 61									
212	A	Massachusetts	62 59	202	A	Holy Cross	54 63									
231	A	Dartmouth	54 70	349	A	LIU Brooklyn	69 64									
134	H	Providence	47 71	91	A	Seton Hall	57 90									
280	H	Saint Peter's	59 57	17	A	Butler	36 89									
286	H	Bryant	57 58	205	A	Cornell	54 63									

Non-Div I Games: Fisher 79 45

UMass Lowell

Average RPI Win:	258	WON-LOST	WINNING	LAST 10	STRENGTH OF	OPP. STRENGTH	TEAM	ADJ.	CONF.	ADJ CONF.
Average RPI Loss:	101	RECORD	PCT. RANK	GAMES	SCHEDULE	OF SCHEDULE	RPI	RPI	RPI	RPI

DIV. I ONLY	4- 6	211	5-5	152	167	201	201	29	29
DIV. I NON-CONF.	4- 6	213	0- 1	154	165	201	201	29	29
TOTALS	RPI 1-25	RPI 26-50	W-L RECORDS	RPI 51-100	RPI 101-150	RPI 150+			
4- 6	0- 1	0- 0	OVERALL	0- 3	0- 1	4- 1			
4- 0	0- 0	0- 0	HOME	0- 0	0- 0	4- 0			
0- 6	0- 1	0- 0	AWAY	0- 3	0- 1	0- 1			
0- 0	0- 0	0- 0	NEUTRAL	0- 0	0- 0	0- 0			
4- 6	0- 1	0- 0	NON-CONFERENCE	0- 3	0- 1	4- 1			
4- 0	0- 0	0- 0	HOME	0- 0	0- 0	4- 0			
0- 6	0- 1	0- 0	AWAY	0- 3	0- 1	0- 1			
0- 0	0- 0	0- 0	NEUTRAL	0- 0	0- 0	0- 0			
0- 0	0- 0	0- 0	CONFERENCE	0- 0	0- 0	0- 0			
0- 0	0- 0	0- 0	HOME	0- 0	0- 0	0- 0			
0- 0	0- 0	0- 0	AWAY	0- 0	0- 0	0- 0			
0- 0	0- 0	0- 0	NEUTRAL	0- 0	0- 0	0- 0			

RPI S Opponent Score	RPI S Opponent Score	RPI S Opponent Score	RPI S Opponent Score
25 A Tennessee 46 73		62 A Middle Tenn. 46 67	108 A Tennessee Tech 53 60
		79 A Charlotte 53 70	200 H Davidson 69 56
		93 A Mercer 47 61	236 A Furman 47 58
			256 H Wofford 60 46
			272 H ETSU 56 55
			302 H Western Caro. 74 49
Team's RPI: 201			
LAST 12 Division I GAMES:			
93 A Mercer 47 61	236 A Furman 47 58		
62 A Middle Tenn. 46 67	256 H Wofford 60 46		
108 A Tennessee Tech 53 60	200 H Davidson 69 56		
272 H ETSU 56 55	302 H Western Caro. 74 49		
	25 A Tennessee 46 73		
	79 A Charlotte 53 70		

Non-Div I Games: Warren Wilson 92 31

UNC Asheville

Average RPI Win:	246	WON-LOST	WINNING	LAST 10	STRENGTH OF	OPP. STRENGTH	TEAM	ADJ.	CONF.	ADJ CONF.
Average RPI Loss:	167	RECORD	PCT. RANK	GAMES	SCHEDULE	OF SCHEDULE	RPI	RPI	RPI	RPI

DIV. I ONLY	2- 8	292	4-6	147	272	273	273	23	23
DIV. I NON-CONF.	2- 8	290	0- 1	148	271	274	274	23	23

TOTALS	RPI 1-25	RPI 26-50	W-L RECORDS	RPI 51-100	RPI 101-150	RPI 150+			
2- 8	0- 0	0- 1	OVERALL	0- 1	0- 0	2- 6			
1- 1	0- 0	0- 0	HOME	0- 0	0- 0	1- 1			
0- 6	0- 0	0- 1	AWAY	0- 0	0- 0	0- 5			
1- 1	0- 0	0- 0	NEUTRAL	0- 1	0- 0	1- 0			
2- 8	0- 0	0- 1	NON-CONFERENCE	0- 1	0- 0	2- 6			
1- 1	0- 0	0- 0	HOME	0- 0	0- 0	1- 1			
0- 6	0- 0	0- 1	AWAY	0- 0	0- 0	0- 5			
1- 1	0- 0	0- 0	NEUTRAL	0- 1	0- 0	1- 0			
0- 0	0- 0	0- 0	CONFERENCE	0- 0	0- 0	0- 0			
0- 0	0- 0	0- 0	HOME	0- 0	0- 0	0- 0			
0- 0	0- 0	0- 0	AWAY	0- 0	0- 0	0- 0			
0- 0	0- 0	0- 0	NEUTRAL	0- 0	0- 0	0- 0			

RPI 1-25	RPI 26-50	RPI 51-100	RPI 101+	Team's RPI: 273
RPI S Opponent Score	RPI S Opponent Score	RPI S Opponent Score	RPI S Opponent Score	
	44 A North Carolina 62 83	91 N Seton Hall 64 71	156 H Coastal Caro. 71 78	
			160 A Appal achian St. 65 68	
			172 A Georgi a St. 63 70	
			180 A High Point 75 82	
			191 A Campbel l 49 53	
			221 N Eastern Mi ch. 49 44	
			270 H Liberty 48 45	
			342 A N. C. Central 57 66	

LAST 12 Division I GAMES:				
	156 H Coastal Caro. 71 78	180 A High Point 75 82		
	91 N Seton Hall 64 71	191 A Campbel l 49 53		
	221 N Eastern Mi ch. 49 44	160 A Appal achian St. 65 68		
	270 H Liberty 48 45	172 A Georgi a St. 63 70		
	342 A N. C. Central 57 66			
	44 A North Carolina 62 83			

Non-Div I Games:	Pfeiffer	92 23	UNC Pembroke	72 32	Lees-McRae	92 36	Young Harris	62 29
UNC Greensboro								

Average RPI Win: 305
Average RPI Loss: 84

WON-LOST
RECORD

WINNING
PCT. RANK

LAST 10
GAMES

STRENGTH OF
SCHEDULE

OPP. STRENGTH
OF SCHEDULE

TEAM
RPI

ADJ.
RPI

CONF.
RPI

ADJ CONF.
RPI

DIV. I ONLY
DIV. I NON-CONF.

5- 4
5- 4

138
140

6-4
1- 0

203
195

310
309

149
149

149
149

14
14

14
14

TOTALS

RPI 1-25

RPI 26-50

W-L RECORDS

RPI 51-100

RPI 101-150

RPI 150+

5- 4
3- 0
2- 4
0- 0

0- 0
0- 0
0- 0
0- 0

0- 1
0- 0
0- 1
0- 0

OVERALL
HOME
AWAY
NEUTRAL

0- 2
0- 0
0- 2
0- 0

0- 1
0- 0
0- 1
0- 0

5- 0
3- 0
2- 0
0- 0

5- 4
3- 0
2- 4
0- 0

0- 0
0- 0
0- 0
0- 0

0- 1
0- 0
0- 1
0- 0

NON-CONFERENCE
HOME
AWAY
NEUTRAL

0- 2
0- 0
0- 2
0- 0

0- 1
0- 0
0- 1
0- 0

5- 0
3- 0
2- 0
0- 0

0- 0
0- 0
0- 0
0- 0

0- 0
0- 0
0- 0
0- 0

0- 0
0- 0
0- 0
0- 0

CONFERENCE
HOME
AWAY
NEUTRAL

0- 0
0- 0
0- 0
0- 0

0- 0
0- 0
0- 0
0- 0

0- 0
0- 0
0- 0
0- 0

RPI 1-25

RPI 26-50

RPI 51-100

RPI 101+

Team's RPI: 149

RPI S Opponent Score

RPI S Opponent Score

RPI S Opponent Score

RPI S Opponent Score

44 A North Carolina 55 82

61 A Ohio 72 95

141 A VCU 47 58

90 A Pittsburgh 56 60

192 A East Carolina 71 68

305 H Presbyterian 63 48

341 H Grand Canyon 77 55

342 A N.C. Central 89 82

343 H Longwood 35 33

LAST 12 Division I GAMES:

90 A Pittsburgh 56 60

192 A East Carolina 71 68

44 A North Carolina 55 82

343 H Longwood 35 33

141 A VCU 47 58

61 A Ohio 72 95

342 A N.C. Central 89 82

341 H Grand Canyon 77 55

305 H Presbyterian 63 48

Non-Div I Games: Fayetteville St. 72 54 Belmont Abbey 74 58

UNCW

Loss, Non-Conf, S Site, H Home A Away N Neutral

Average RPI Win:	183	WON-LOST	WINNING	LAST 10	STRENGTH OF	OPP. STRENGTH	TEAM	ADJ.	CONF.	ADJ CONF.
Average RPI Loss:	52	RECORD	PCT. RANK	GAMES	SCHEDULE	OF SCHEDULE	RPI	RPI	RPI	RPI
DIV. I ONLY	6- 5	142	6-4	85	70	74	74	13	13	
DIV. I NON-CONF.	6- 5	145	0- 1	86	67	71	71	13	13	

TOTALS	RPI 1-25	RPI 26-50	W-L RECORDS	RPI 51-100	RPI 101-150	RPI 150+				
6- 5	0- 2	0- 0	OVERALL	1- 3	1- 0	4- 0				
4- 0	0- 0	0- 0	HOME	1- 0	0- 0	3- 0				
2- 4	0- 2	0- 0	AWAY	0- 2	1- 0	1- 0				
0- 1	0- 0	0- 0	NEUTRAL	0- 1	0- 0	0- 0				
6- 5	0- 2	0- 0	NON-CONFERENCE	1- 3	1- 0	4- 0				
4- 0	0- 0	0- 0	HOME	1- 0	0- 0	3- 0				
2- 4	0- 2	0- 0	AWAY	0- 2	1- 0	1- 0				
0- 1	0- 0	0- 0	NEUTRAL	0- 1	0- 0	0- 0				
0- 0	0- 0	0- 0	CONFERENCE	0- 0	0- 0	0- 0				
0- 0	0- 0	0- 0	HOME	0- 0	0- 0	0- 0				
0- 0	0- 0	0- 0	AWAY	0- 0	0- 0	0- 0				
0- 0	0- 0	0- 0	NEUTRAL	0- 0	0- 0	0- 0				

RPI 1-25				RPI 26-50				RPI 51-100 Team's RPI: 74				RPI 101+			
RPI	S	Opponent	Score	RPI	S	Opponent	Score	RPI	S	Opponent	Score	RPI	S	Opponent	Score
11	A	Iowa	57 83					60	H	Creighton	65 55	104	A	IUPUI	53 40
16	A	Marquette	61 102					68	A	Kansas St.	62 72	190	H	North Dakota	64 60
								76	N	Boise St.	60 61	214	H	Delaware	79 67
								89	A	Northern Ill.	59 70	234	A	Long Beach St.	71 64
												297	H	Omaha	79 50

LAST 12 Division I GAMES:															
190	H	North Dakota	64 60	89	A	Northern Ill.	59 70								
104	A	IUPUI	53 40	16	A	Marquette	61 102								
76	N	Boise St.	60 61	68	A	Kansas St.	62 72								
234	A	Long Beach St.	71 64	297	H	Omaha	79 50								
60	H	Creighton	65 55	11	A	Iowa	57 83								
214	H	Delaware	79 67												

Non-Div I Games: Minnesota St. 73 56

UNI

Average RPI	Win:	270	WON-LOST	WINNING	LAST 10	STRENGTH OF	OPP. STRENGTH	TEAM	ADJ.	CONF.	ADJ CONF.
Average RPI	Loss:	124	RECORD	PCT. RANK	GAMES	SCHEDULE	OF SCHEDULE	RPI	RPI	RPI	RPI
DIV. I ONLY		2- 9	298	2-8	62	223	264	264	10	10	
DIV. I NON-CONF.		2- 9	296	1- 0	62	219	263	263	10	10	

TOTALS	RPI 1-25		RPI 26-50		W-L RECORDS	RPI 51-100	RPI 101-150		RPI 150+		
2- 9	0- 1		0- 1		OVERALL	0- 3	0- 1		2- 3		
2- 5	0- 1		0- 0		HOME	0- 3	0- 0		2- 1		
0- 4	0- 0		0- 1		AWAY	0- 0	0- 1		0- 2		
0- 0	0- 0		0- 0		NEUTRAL	0- 0	0- 0		0- 0		
2- 9	0- 1		0- 1		NON-CONFERENCE	0- 3	0- 1		2- 3		
2- 5	0- 1		0- 0		HOME	0- 3	0- 0		2- 1		
0- 4	0- 0		0- 1		AWAY	0- 0	0- 1		0- 2		
0- 0	0- 0		0- 0		NEUTRAL	0- 0	0- 0		0- 0		
0- 0	0- 0		0- 0		CONFERENCE	0- 0	0- 0		0- 0		
0- 0	0- 0		0- 0		HOME	0- 0	0- 0		0- 0		
0- 0	0- 0		0- 0		AWAY	0- 0	0- 0		0- 0		
0- 0	0- 0		0- 0		NEUTRAL	0- 0	0- 0		0- 0		

RPI 1-25				RPI 26-50				RPI 51-100				RPI 101+ Team's RPI: 264			
RPI	S	Opponent	Score	RPI	S	Opponent	Score	RPI	S	Opponent	Score	RPI	S	Opponent	Score
9	H	Gonzaga	59 70	39	A	Duke	38 66	54	H	Southern California	72 86	136	A	UC Irvine	55 57
								62	H	Middle Tenn.	62 66	174	A	Portland St.	49 58
								85	H	Wright St.	52 68	245	H	Florida	56 53
												278	A	South Carolina St.	49 58
												281	H	Hawaii	61 66
												295	H	UC Santa Barbara	69 51
LAST 12 Division I GAMES:															
54	H	Southern California	72 86	245	H	Florida	56 53	62	H	Middle Tenn.	62 66	281	H	Hawaii	61 66
295	H	UC Santa Barbara	69 51	39	A	Duke	38 66	174	A	Portland St.	49 58	278	A	South Carolina St.	49 58
9	H	Gonzaga	59 70					281	H	Hawaii	61 66				
136	A	UC Irvine	55 57					295	H	UC Santa Barbara	69 51				
85	H	Wright St.	52 68												

Non-Div I Games:

UNLV

Average RPI	Win:	342	WON-LOST	WINNING	LAST 10	STRENGTH OF	OPP. STRENGTH	TEAM	ADJ.	CONF.	ADJ CONF.
Average RPI	Loss:	201	RECORD	PCT. RANK	GAMES	SCHEDULE	OF SCHEDULE	RPI	RPI	RPI	RPI

DIV. I ONLY	1- 7	320	4-6	261	325	312	312	29	29
DIV. I NON-CONF.	1- 7	319	0- 0	259	322	313	313	29	29
<hr/>									
TOTALS	RPI 1-25	RPI 26-50	W-L RECORDS	RPI 51-100	RPI 101-150	RPI 150+			
1- 7	0- 0	0- 1	OVERALL	0- 1	0- 0	1- 5			
0- 0	0- 0	0- 0	HOME	0- 0	0- 0	0- 0			
1- 7	0- 0	0- 1	AWAY	0- 1	0- 0	1- 5			
0- 0	0- 0	0- 0	NEUTRAL	0- 0	0- 0	0- 0			
1- 7	0- 0	0- 1	NON-CONFERENCE	0- 1	0- 0	1- 5			
0- 0	0- 0	0- 0	HOME	0- 0	0- 0	0- 0			
1- 7	0- 0	0- 1	AWAY	0- 1	0- 0	1- 5			
0- 0	0- 0	0- 0	NEUTRAL	0- 0	0- 0	0- 0			
0- 0	0- 0	0- 0	CONFERENCE	0- 0	0- 0	0- 0			
0- 0	0- 0	0- 0	HOME	0- 0	0- 0	0- 0			
0- 0	0- 0	0- 0	AWAY	0- 0	0- 0	0- 0			
0- 0	0- 0	0- 0	NEUTRAL	0- 0	0- 0	0- 0			

RPI 1-25				RPI 26-50				RPI 51-100				RPI 101+				Team's RPI: 312	
RPI	S	Opponent	Score	RPI	S	Opponent	Score	RPI	S	Opponent	Score	RPI	S	Opponent	Score		
				40	A	Virginia Tech	45 96	63	A	Nebraska	64 87	192	A	East Carolina	53 63		
												236	A	Furman	67 78		
												278	A	South Carolina St.	66 71		
												297	A	Omaha	69 96		
												302	A	Western Caro.	64 68		
												342	A	N. C. Central	82 63		
LAST 12 Division I GAMES:																	
				192	A	East Carolina	53 63	302	A	Western Caro.	64 68						
				40	A	Virginia Tech	45 96	278	A	South Carolina St.	66 71						
								342	A	N. C. Central	82 63						
								236	A	Furman	67 78						
								63	A	Nebraska	64 87						
								297	A	Omaha	69 96						

Non-Div I Games: Brevard 71 53 Converse 69 51 UNKNOWN 101 53

USC Upstate

UT Arlington																					
Average RPI Win:		213	WON-LOST RECORD		WINNING PCT. RANK		LAST 10 GAMES		STRENGTH OF SCHEDULE		OPP. STRENGTH OF SCHEDULE		TEAM RPI		ADJ. RPI		CONF. RPI		ADJ CONF. RPI		
Average RPI Loss:		73																			
DIV. I ONLY			8- 3		71		7-3		252		97		119		119		15		15		
DIV. I NON-CONF.			8- 3		72		1- 0		250		95		119		119		15		15		
TOTALS		RPI 1-25		RPI 26-50		W-L RECORDS		RPI 51-100		RPI 101-150		RPI 150+									
8- 3		0- 0		0- 0		OVERALL		0- 2		3- 1		5- 0									
3- 2		0- 0		0- 0		HOME		0- 2		1- 0		2- 0									
5- 1		0- 0		0- 0		AWAY		0- 0		2- 1		3- 0									
0- 0		0- 0		0- 0		NEUTRAL		0- 0		0- 0		0- 0									
8- 3		0- 0		0- 0		NON-CONFERENCE		0- 2		3- 1		5- 0									
3- 2		0- 0		0- 0		HOME		0- 2		1- 0		2- 0									
5- 1		0- 0		0- 0		AWAY		0- 0		2- 1		3- 0									
0- 0		0- 0		0- 0		NEUTRAL		0- 0		0- 0		0- 0									
0- 0		0- 0		0- 0		CONFERENCE		0- 0		0- 0		0- 0									
0- 0		0- 0		0- 0		HOME		0- 0		0- 0		0- 0									
0- 0		0- 0		0- 0		AWAY		0- 0		0- 0		0- 0									
0- 0		0- 0		0- 0		NEUTRAL		0- 0		0- 0		0- 0									
RPI 1-25												Team's RPI: 119									
RPI	S	Opponent		Score		RPI	S	Opponent		Score		RPI	S	Opponent		Score					

Non-Div I Games:

UT Arlington

Average RPI Win: 204

Average RPI Loss: 62

WON-LOST
RECORDWINNING
PCT. RANKLAST 10
GAMESSTRENGTH OF
SCHEDULEOPP. STRENGTH
OF SCHEDULETEAM
RPIADJ.
RPICONF.
RPIADJ CONF.
RPIDIV. I ONLY
DIV. I NON-CONF.6- 3
6- 391
917-3
1- 0248
24539
4398
9898
9820
2020
20

TOTALS

RPI 1-25

RPI 26-50

W-L RECORDS

RPI 51-100

RPI 101-150

RPI 150+

6- 3

0- 1

0- 0

OVERALL

0- 1

2- 1

4- 0

4- 0

0- 0

0- 0

HOME

0- 0

1- 0

3- 0

2- 3

0- 1

0- 0

AWAY

0- 1

1- 1

1- 0

0- 0

0- 0

0- 0

NEUTRAL

0- 0

0- 0

0- 0

6- 3

0- 1

0- 0

NON-CONFERENCE

0- 1

2- 1

4- 0

4- 0

0- 0

0- 0

HOME

0- 0

1- 0

3- 0

2- 3

0- 1

0- 0

AWAY

0- 1

1- 1

1- 0

0- 0

0- 0

0- 0

NEUTRAL

0- 0

0- 0

0- 0

0- 0

0- 0

0- 0

CONFERENCE

0- 0

0- 0

0- 0

0- 0

0- 0

0- 0

HOME

0- 0

0- 0

0- 0

0- 0

0- 0

0- 0

AWAY

0- 0

0- 0

0- 0

0- 0

0- 0

0- 0

NEUTRAL

0- 0

0- 0

0- 0

RPI 1-25

RPI 26-50

RPI 51-100

Team's RPI: 98

RPI 101+

RPI	S	Opponent	Score
7	A	Louisville	62 102

RPI	S	Opponent	Score

RPI	S	Opponent	Score
75	A	Northwestern	64 90

RPI	S	Opponent	Score
104	A	IUPUI	72 73
117	H	Southern Ill.	95 94
121	A	Chattanooga	81 79
175	H	Arkansas St.	97 91
213	H	Samford	89 68
276	H	Mississippi Val.	110 51
320	A	Lipscomb	62 53

LAST 12 Division I GAMES:

276	H	Mississippi Val.	110 51
320	A	Lipscomb	62 53
7	A	Louisville	62 102
121	A	Chattanooga	81 79
75	A	Northwestern	64 90
175	H	Arkansas St.	97 91

104	A	IUPUI	72 73
117	H	Southern Ill.	95 94
213	H	Samford	89 68

Non-Div I Games:

Ala.-Huntsville

100 69

Christian Bros.

108 82

UT Martin

U
T
E
P

UTEP				Through Games Of Dec. 31, 2018							
Average RPI	Win:	303	WON-LOST	WINNING	LAST 10	STRENGTH OF	OPP. STRENGTH	TEAM	ADJ.	CONF.	ADJ CONF.
Average RPI	Loss:	166	RECORD	PCT. RANK	GAMES	SCHEDULE	OF SCHEDULE	RPI	RPI	RPI	RPI
DIV. I ONLY			3- 10	278	1-9	246	293	325	325	19	19
DIV. I NON-CONF.			3- 10	277	0- 1	243	294	327	327	19	19

TOTALS	RPI 1-25			RPI 26-50		W-L RECORDS	RPI 51-100	RPI 101-150		RPI 150+	
3- 10	0- 0			0- 1		OVERALL	0- 1	0- 1		3- 7	
2- 5	0- 0			0- 0		HOME	0- 0	0- 1		2- 4	
0- 4	0- 0			0- 1		AWAY	0- 1	0- 0		0- 2	
1- 1	0- 0			0- 0		NEUTRAL	0- 0	0- 0		1- 1	
3- 10	0- 0			0- 1		NON-CONFERENCE	0- 1	0- 1		3- 7	
2- 5	0- 0			0- 0		HOME	0- 0	0- 1		2- 4	
0- 4	0- 0			0- 1		AWAY	0- 1	0- 0		0- 2	
1- 1	0- 0			0- 0		NEUTRAL	0- 0	0- 0		1- 1	
0- 0	0- 0			0- 0		CONFERENCE	0- 0	0- 0		0- 0	
0- 0	0- 0			0- 0		HOME	0- 0	0- 0		0- 0	
0- 0	0- 0			0- 0		AWAY	0- 0	0- 0		0- 0	
0- 0	0- 0			0- 0		NEUTRAL	0- 0	0- 0		0- 0	

U
T
E
P

RPI 1-25				RPI 26-50				RPI 51-100				RPI 101+ Team's RPI: 325			
RPI	S	Opponent	Score	RPI	S	Opponent	Score	RPI	S	Opponent	Score	RPI	S	Opponent	Score
				27	A	New Mexico	51 69	84	A	Arizona	40 62	145	H	Abilene Christian	69 70
												164	H	New Mexico St.	65 69
												168	H	Nicholls St.	56 58
												174	H	Portland St.	61 89
												175	H	Arkansas St.	66 67
												181	A	Tulsa	45 66
												207	N	Akron	57 64
												247	N	Western Ill.	84 72
												313	H	CSU Bakersfield	53 47
												337	A	Weber St.	63 68
												350	H	Alcorn	77 51
LAST 12 Division I GAMES:															
				84	A	Arizona	40 62	181	A	Tulsa	45 66				
				174	H	Portland St.	61 89	207	N	Akron	57 64				
				27	A	New Mexico	51 69	247	N	Western Ill.	84 72				
				175	H	Arkansas St.	66 67	168	H	Nicholls St.	56 58				
				337	A	Weber St.	63 68	164	H	New Mexico St.	65 69				
				145	H	Abilene Christian	69 70	313	H	CSU Bakersfield	53 47				

Non-Div I Games:

UTEP

Average RPI Win: **284**
 Average RPI Loss: **166**

WON-LOST
RECORD

WINNING
PCT. RANK

LAST 10
GAMES

STRENGTH OF
SCHEDULE

OPP. STRENGTH
OF SCHEDULE

TEAM
RPI

ADJ.
RPI

CONF.
RPI

ADJ CONF.
RPI

DIV. I ONLY	4- 7	229	5-5	284	245	274	274	30	30
DIV. I NON-CONF.	4- 7	227	0- 1	283	240	275	275	30	30

TOTALS	RPI 1-25	RPI 26-50	W-L RECORDS	RPI 51-100	RPI 101-150	RPI 150+			
4- 7	0- 1	0- 1	OVERALL	0- 1	0- 0	4- 4			
2- 3	0- 0	0- 0	HOME	0- 1	0- 0	2- 2			
2- 4	0- 1	0- 1	AWAY	0- 0	0- 0	2- 2			
0- 0	0- 0	0- 0	NEUTRAL	0- 0	0- 0	0- 0			
4- 7	0- 1	0- 1	NON-CONFERENCE	0- 1	0- 0	4- 4			
2- 3	0- 0	0- 0	HOME	0- 1	0- 0	2- 2			
2- 4	0- 1	0- 1	AWAY	0- 0	0- 0	2- 2			
0- 0	0- 0	0- 0	NEUTRAL	0- 0	0- 0	0- 0			
0- 0	0- 0	0- 0	CONFERENCE	0- 0	0- 0	0- 0			
0- 0	0- 0	0- 0	HOME	0- 0	0- 0	0- 0			
0- 0	0- 0	0- 0	AWAY	0- 0	0- 0	0- 0			
0- 0	0- 0	0- 0	NEUTRAL	0- 0	0- 0	0- 0			

RPI 1-25				RPI 26-50				RPI 51-100				RPI 101+ Team's RPI: 274			
RPI	S	Opponent	Score	RPI	S	Opponent	Score	RPI	S	Opponent	Score	RPI	S	Opponent	Score
13	A	Bayl or	37 98	41	A	Texas A&M	61 84	77	H	Texas	66 81	169	H	Prairie View	57 50
												203	H	Texas Southern	55 69
												212	A	Massachusetts	70 74
												289	A	UTSA	58 61
												310	H	Louisiana	75 60
												326	A	A&M-Corpus Christi	70 57
												326	H	A&M-Corpus Christi	49 59
												329	A	Canisius	57 53
LAST 12 Division I GAMES:															
203	H	Texas Southern	55 69	13	A	Bayl or	37 98	41	A	Texas A&M	61 84	77	H	Texas	66 81
326	A	A&M-Corpus Christi	70 57	77	H	Texas	66 81	289	A	UTSA	58 61	326	H	A&M-Corpus Christi	49 59
310	H	Louisiana	75 60												
169	H	Prairie View	57 50												
212	A	Massachusetts	70 74												
329	A	Canisius	57 53												

Non-Div I Games: Texas Lutheran 82 38 UNKNOWN 74 43

UTRGV

Loss, Non-Conf, S Site, H Home A Away N Neutral

Average RPI Win: **265**
 Average RPI Loss: **144**

WON-LOST
RECORD

WINNING
PCT. RANK

LAST 10
GAMES

STRENGTH OF
SCHEDULE

OPP. STRENGTH
OF SCHEDULE

TEAM
RPI

ADJ.
RPI

CONF.
RPI

ADJ CONF.
RPI

DIV. I ONLY	3- 7	255	4-6	192	255	289	289	19	19
DIV. I NON-CONF.	3- 7	255	0- 0	187	250	291	291	19	19
<hr/>									
TOTALS	RPI 1-25	RPI 26-50	W-L RECORDS	RPI 51-100	RPI 101-150	RPI 150+			
3- 7	0- 0	0- 0	OVERALL	0- 2	0- 3	3- 2			
3- 3	0- 0	0- 0	HOME	0- 0	0- 2	3- 1			
0- 3	0- 0	0- 0	AWAY	0- 2	0- 1	0- 0			
0- 1	0- 0	0- 0	NEUTRAL	0- 0	0- 0	0- 1			
3- 7	0- 0	0- 0	NON-CONFERENCE	0- 2	0- 3	3- 2			
3- 3	0- 0	0- 0	HOME	0- 0	0- 2	3- 1			
0- 3	0- 0	0- 0	AWAY	0- 2	0- 1	0- 0			
0- 1	0- 0	0- 0	NEUTRAL	0- 0	0- 0	0- 1			
0- 0	0- 0	0- 0	CONFERENCE	0- 0	0- 0	0- 0			
0- 0	0- 0	0- 0	HOME	0- 0	0- 0	0- 0			
0- 0	0- 0	0- 0	AWAY	0- 0	0- 0	0- 0			
0- 0	0- 0	0- 0	NEUTRAL	0- 0	0- 0	0- 0			

RPI 1-25				RPI 26-50				RPI 51-100				RPI 101+ Team's RPI: 289					
RPI	S	Opponent	Score	RPI	S	Opponent	Score	RPI	S	Opponent	Score	RPI	S	Opponent	Score		
								77	A	Texas	54	98	104	H	IUPUI	50	58
								91	A	Seton Hall	53	84	119	A	UT Arlington	48	53
												146	H	Utah St.	56	62	
												161	H	Texas St.	60	68	
												185	H	San Diego	87	77	
												274	H	UTRGV	61	58	
												308	N	UMBC	58	72	
												337	H	Weber St.	66	59	
LAST 12 Division I GAMES:																	
337	H	Weber St.	66	59	119	A	UT Arlington	48	53								
104	H	IUPUI	50	58	185	H	San Diego	87	77								
161	H	Texas St.	60	68	146	H	Utah St.	56	62								
274	H	UTRGV	61	58	77	A	Texas	54	98								
91	A	Seton Hall	53	84													
308	N	UMBC	58	72													

Non-Div I Games: Concordia (TX) 78 51 Tex. A&M-Kingsville 86 55

UTSA

Average RPI	Win:	208	WON-LOST	WINNING	LAST 10	STRENGTH OF	OPP. STRENGTH	TEAM	ADJ.	CONF.	ADJ CONF.
Average RPI	Loss:	0	RECORD	PCT. RANK	GAMES	SCHEDULE	OF SCHEDULE	RPI	RPI	RPI	RPI
DIV. I ONLY		12- 0		1	10-0	304	95	55	55	2	2
DIV. I NON-CONF.		11- 0		1	1- 0	332	91	80	80	2	2

TOTALS	RPI 1-25		RPI 26-50		W-L RECORDS	RPI 51-100		RPI 101-150		RPI 150+	
12- 0	0- 0		1- 0		OVERALL	2- 0		1- 0		8- 0	
7- 0	0- 0		1- 0		HOME	1- 0		1- 0		4- 0	
3- 0	0- 0		0- 0		AWAY	1- 0		0- 0		2- 0	
2- 0	0- 0		0- 0		NEUTRAL	0- 0		0- 0		2- 0	
11- 0	0- 0		1- 0		NON-CONFERENCE	1- 0		1- 0		8- 0	
7- 0	0- 0		1- 0		HOME	1- 0		1- 0		4- 0	
2- 0	0- 0		0- 0		AWAY	0- 0		0- 0		2- 0	
2- 0	0- 0		0- 0		NEUTRAL	0- 0		0- 0		2- 0	
1- 0	0- 0		0- 0		CONFERENCE	1- 0		0- 0		0- 0	
0- 0	0- 0		0- 0		HOME	0- 0		0- 0		0- 0	
1- 0	0- 0		0- 0		AWAY	1- 0		0- 0		0- 0	
0- 0	0- 0		0- 0		NEUTRAL	0- 0		0- 0		0- 0	

RPI 1-25				RPI 26-50				RPI 51-100				Team's RPI : 55				RPI 101+			
RPI	S	Opponent	Score	RPI	S	Opponent	Score	RPI	S	Opponent	Score	RPI	S	Opponent	Score	RPI	S	Opponent	Score
				47	H	BYU	78 67					52	A	Col orado	76 61	129	H	Idaho St.	74 60
												99	H	Al abama	72 62	226	A	Nevada	74 52
																234	H	Long Beach St.	82 59
																243	A	Eastern Wash.	95 51
																245	N	Fl ori da	74 58
																281	N	Hawai i	73 48
																283	H	Utah Valley	85 47
																317	H	Seattle U	89 62
																337	H	Weber St.	77 56
LAST 12 Division I GAMES:																			
				317	H	Seattle U	89 62					281	N	Hawai i	73 48				
				243	A	Eastern Wash.	95 51					52	A	Col orado	76 61				
				129	H	Idaho St.	74 60					245	N	Fl ori da	74 58				
				234	H	Long Beach St.	82 59					337	H	Weber St.	77 56				
				99	H	Al abama	72 62					47	H	BYU	78 67				
				226	A	Nevada	74 52					283	H	Utah Val ley	85 47				

Non-Div I Games:

Utah

Average RPI Win: 233

Average RPI Loss: 88

WON-LOST
RECORDWINNING
PCT. RANKLAST 10
GAMESSTRENGTH OF
SCHEDULEOPP. STRENGTH
OF SCHEDULETEAM
RPIADJ.
RPICONF.
RPIADJ CONF.
RPIDIV. I ONLY
DIV. I NON-CONF.4- 6
4- 6211
2134-6
0- 181
8192
89146
145146
14510
1010
10

TOTALS

RPI 1-25

RPI 26-50

W-L RECORDS

RPI 51-100

RPI 101-150

RPI 150+

4- 6 0- 1
1- 3 0- 1
3- 1 0- 0
0- 2 0- 00- 1
0- 1
0- 0
0- 0OVERALL
HOME
AWAY
NEUTRAL0- 2
0- 0
0- 0
0- 21- 1
0- 0
1- 1
0- 03- 1
1- 1
2- 0
0- 04- 6 0- 1
1- 3 0- 1
3- 1 0- 0
0- 2 0- 00- 1
0- 1
0- 0
0- 0NON-CONFERENCE
HOME
AWAY
NEUTRAL0- 2
0- 0
0- 0
0- 21- 1
0- 0
1- 1
0- 03- 1
1- 1
2- 0
0- 00- 0 0- 0
0- 0 0- 0
0- 0 0- 0
0- 0 0- 00- 0
0- 0
0- 0
0- 0CONFERENCE
HOME
AWAY
NEUTRAL0- 0
0- 0
0- 0
0- 00- 0
0- 0
0- 0
0- 00- 0
0- 0
0- 0
0- 0

RPI 1-25

RPI 26-50

RPI 51-100

RPI 101+

Team's RPI: 146

RPI S Opponent Score
3 H Oregon 58 88RPI S Opponent Score
47 H BYU 57 62RPI S Opponent Score
52 N Colorado 68 78
54 N Southern Cal i forni a 46 55RPI S Opponent Score
103 A Washington St. 72 61
138 A Portland 54 61
234 H Long Beach St. 48 50
258 A North Texas 57 41
283 H Utah Valley 67 62
289 A UTSA 62 56

LAST 12 Division I GAMES:

54 N Southern Cal i forni a	46	55	234 H Long Beach St.	48	50
47 H BYU	57	62	283 H Utah Valley	67	62
3 H Oregon	58	88	258 A North Texas	57	41
103 A Washington St.	72	61	289 A UTSA	62	56
			138 A Portl and	54	61
			52 N Colorado	68	78

Non-Div I Games:

Northern N.M.

106 35

Utah St.

Average RPI	Win:	270	WON-LOST	WINNING	LAST 10	STRENGTH OF	OPP. STRENGTH	TEAM	ADJ.	CONF.	ADJ CONF.
Average RPI	Loss:	137	RECORD	PCT. RANK	GAMES	SCHEDULE	OF SCHEDULE	RPI	RPI	RPI	RPI
DIV. I ONLY		3- 7		255	4-6	222	197	283	283	30	30
DIV. I NON-CONF.		3- 7		255	0- 1	216	193	285	285	30	30

TOTALS	RPI 1-25		RPI 26-50		W-L RECORDS	RPI 51-100		RPI 101-150		RPI 150+	
3- 7	0- 0		0- 1		OVERALL	0- 1		0- 3		3- 2	
3- 2	0- 0		0- 1		HOME	0- 0		0- 1		3- 0	
0- 5	0- 0		0- 0		AWAY	0- 1		0- 2		0- 2	
0- 0	0- 0		0- 0		NEUTRAL	0- 0		0- 0		0- 0	
3- 7	0- 0		0- 1		NON-CONFERENCE	0- 1		0- 3		3- 2	
3- 2	0- 0		0- 1		HOME	0- 0		0- 1		3- 0	
0- 5	0- 0		0- 0		AWAY	0- 1		0- 2		0- 2	
0- 0	0- 0		0- 0		NEUTRAL	0- 0		0- 0		0- 0	
0- 0	0- 0		0- 0		CONFERENCE	0- 0		0- 0		0- 0	
0- 0	0- 0		0- 0		HOME	0- 0		0- 0		0- 0	
0- 0	0- 0		0- 0		AWAY	0- 0		0- 0		0- 0	
0- 0	0- 0		0- 0		NEUTRAL	0- 0		0- 0		0- 0	

RPI	S	Opponent	Score	RPI	S	Opponent	Score	RPI	S	Opponent	Score	RPI	S	Opponent	Score	Team's RPI: 283
47	H	BYU	77	51	A	Utah	85	129	A	Idaho St.	80	138	H	Portland	65	
								146	A	Utah St.	67	178	H	UC Riverside	53	
								217	A	Southern Utah	60	224	A	Cal St. Fullerton	56	
								295	H	UC Santa Barbara	54	337	H	Weber St.	59	
LAST 12 Division I GAMES:																
224	A	Cal St. Fullerton	56	337	H	Weber St.	59	146	A	Utah St.	67	129	A	Idaho St.	80	
178	H	UC Riverside	53	217	A	Southern Utah	60	295	H	UC Santa Barbara	54	55	A	Utah	85	
138	H	Portland	65	47	H	BYU	77									

Non-Div I Games: Ottawa (AZ) 90 61 La Verne 86 79 Arizona Christian 76 68

Utah Valley

Average RPI Win:	229	WON-LOST	WINNING	LAST 10	STRENGTH OF	OPP. STRENGTH	TEAM	ADJ.	CONF.	ADJ CONF.
Average RPI Loss:	82	RECORD	PCT. RANK	GAMES	SCHEDULE	OF SCHEDULE	RPI	RPI	RPI	RPI
DIV. I ONLY	8- 5	115	6-4	229	139	141	141	16	16	
DIV. I NON-CONF.	8- 5	120	1- 0	222	136	140	140	18	18	

TOTALS	RPI 1-25	RPI 26-50	W-L RECORDS	RPI 51-100	RPI 101-150	RPI 150+				
8- 5	0- 0	0- 2	OVERALL	1- 1	2- 2	5- 0				
4- 1	0- 0	0- 0	HOME	1- 1	1- 0	2- 0				
3- 3	0- 0	0- 2	AWAY	0- 0	1- 1	2- 0				
1- 1	0- 0	0- 0	NEUTRAL	0- 0	0- 1	1- 0				
8- 5	0- 0	0- 2	NON-CONFERENCE	1- 1	2- 2	5- 0				
4- 1	0- 0	0- 0	HOME	1- 1	1- 0	2- 0				
3- 3	0- 0	0- 2	AWAY	0- 0	1- 1	2- 0				
1- 1	0- 0	0- 0	NEUTRAL	0- 0	0- 1	1- 0				
0- 0	0- 0	0- 0	CONFERENCE	0- 0	0- 0	0- 0				
0- 0	0- 0	0- 0	HOME	0- 0	0- 0	0- 0				
0- 0	0- 0	0- 0	AWAY	0- 0	0- 0	0- 0				
0- 0	0- 0	0- 0	NEUTRAL	0- 0	0- 0	0- 0				

RPI 1-25				RPI 26-50				RPI 51-100				RPI 101+				Team's RPI: 141	
RPI	S	Opponent	Score	RPI	S	Opponent	Score	RPI	S	Opponent	Score	RPI	S	Opponent	Score		
				36	A	Old Dominion	57 60	80	H	Wake Forest	53 40	104	N	IUPUI	61 63		
				44	A	North Carolina	47 59	83	H	Radford	49 54	106	A	Georgetown	47 45		
												143	A	Cincinnati	54 66		
												149	H	UNCW	58 47		
												173	A	William & Mary	72 55		
												307	A	N. C. A&T	54 48		
												337	N	Weber St.	64 36		
												340	H	Delaware St.	97 55		
												343	H	Longwood	84 55		
LAST 12 Division I GAMES:																	
				340	H	Delaware St.	97 55	143	A	Cincinnati	54 66						
				307	A	N. C. A&T	54 48	106	A	Georgetown	47 45						
				83	H	Radford	49 54	149	H	UNCW	58 47						
				36	A	Old Dominion	57 60	104	N	IUPUI	61 63						
				44	A	North Carolina	47 59	337	N	Weber St.	64 36						
				343	H	Longwood	84 55	80	H	Wake Forest	53 40						

Non-Div I Games:

VCU

Average RPI Win:	286	WON-LOST	WINNING	LAST 10	STRENGTH OF	OPP. STRENGTH	TEAM	ADJ.	CONF.	ADJ CONF.
Average RPI Loss:	198	RECORD	PCT. RANK	GAMES	SCHEDULE	OF SCHEDULE	RPI	RPI	RPI	RPI
DIV. I ONLY	4- 8	243	4-6	301	317	306	306	13	13	
DIV. I NON-CONF.	4- 8	241	0- 1	301	315	306	306	13	13	

TOTALS	RPI 1-25	RPI 26-50	W-L RECORDS	RPI 51-100	RPI 101-150	RPI 150+				
4- 8	0- 0	0- 0	OVERALL	0- 1	0- 1	4- 6				
1- 5	0- 0	0- 0	HOME	0- 1	0- 1	1- 3				
2- 3	0- 0	0- 0	AWAY	0- 0	0- 0	2- 3				
1- 0	0- 0	0- 0	NEUTRAL	0- 0	0- 0	1- 0				
4- 8	0- 0	0- 0	NON-CONFERENCE	0- 1	0- 1	4- 6				
1- 5	0- 0	0- 0	HOME	0- 1	0- 1	1- 3				
2- 3	0- 0	0- 0	AWAY	0- 0	0- 0	2- 3				
1- 0	0- 0	0- 0	NEUTRAL	0- 0	0- 0	1- 0				
0- 0	0- 0	0- 0	CONFERENCE	0- 0	0- 0	0- 0				
0- 0	0- 0	0- 0	HOME	0- 0	0- 0	0- 0				
0- 0	0- 0	0- 0	AWAY	0- 0	0- 0	0- 0				
0- 0	0- 0	0- 0	NEUTRAL	0- 0	0- 0	0- 0				

RPI 1-25				RPI 26-50				RPI 51-100				RPI 101+ Team's RPI: 306					
RPI	S	Opponent	Score	RPI	S	Opponent	Score	RPI	S	Opponent	Score	RPI	S	Opponent	Score		
								81	H	Toledo	59	65	131	H	Miami (OH)	47	68
												154	H	Bowling Green	72	79	
												177	A	Illinois	54	73	
												190	H	North Dakota	56	62	
												194	H	Eastern Ill.	62	60	
												208	A	Morehead St.	62	68	
												271	N	St. Francis Brooklyn	78	76	
												316	H	North Dakota St.	48	51	
												330	A	UIC	65	75	
												331	A	Chicago St.	76	70	
												346	A	Purdue Fort Wayne	68	64	
LAST 12 Division I GAMES:																	
154	H	Bowling Green	72	79	194	H	Eastern Ill.	62	60	331	A	Chicago St.	76	70			
346	A	Purdue Fort Wayne	68	64	81	H	Toledo	59	65	271	N	St. Francis Brooklyn	78	76			
316	H	North Dakota St.	48	51	208	A	Morehead St.	62	68	177	A	Illinois	54	73			
131	H	Miami (OH)	47	68													
190	H	North Dakota	56	62													
330	A	UIC	65	75													

Non-Div I Games:

Valparaiso

Average RPI	Win: 278	WON-LOST	WINNING	LAST 10	STRENGTH OF	OPP. STRENGTH	TEAM	ADJ.	CONF.	ADJ CONF.
Average RPI	Loss: 55	RECORD	PCT. RANK	GAMES	SCHEDULE	OF SCHEDULE	RPI	RPI	RPI	RPI
DIV. I ONLY	5- 8	222	4-6	71	156	179	179	6	6	
DIV. I NON-CONF.	5- 8	224	1- 0	73	154	182	182	6	6	

TOTALS	RPI 1-25	RPI 26-50	W-L RECORDS	RPI 51-100	RPI 101-150	RPI 150+				
5- 8	0- 2	0- 2	OVERALL	0- 3	0- 0	5- 1				
4- 2	0- 0	0- 1	HOME	0- 0	0- 0	4- 1				
1- 3	0- 1	0- 0	AWAY	0- 2	0- 0	1- 0				
0- 3	0- 1	0- 1	NEUTRAL	0- 1	0- 0	0- 0				
5- 8	0- 2	0- 2	NON-CONFERENCE	0- 3	0- 0	5- 1				
4- 2	0- 0	0- 1	HOME	0- 0	0- 0	4- 1				
1- 3	0- 1	0- 0	AWAY	0- 2	0- 0	1- 0				
0- 3	0- 1	0- 1	NEUTRAL	0- 1	0- 0	0- 0				
0- 0	0- 0	0- 0	CONFERENCE	0- 0	0- 0	0- 0				
0- 0	0- 0	0- 0	HOME	0- 0	0- 0	0- 0				
0- 0	0- 0	0- 0	AWAY	0- 0	0- 0	0- 0				
0- 0	0- 0	0- 0	NEUTRAL	0- 0	0- 0	0- 0				

RPI 1-25				RPI 26-50				RPI 51-100				RPI 101+ Team's RPI: 179			
RPI	S	Opponent	Score	RPI	S	Opponent	Score	RPI	S	Opponent	Score	RPI	S	Opponent	Score
2	N	UConn	42 80	38	N	Mi ami (FL)	65 90	60	N	Creighton	55 75	155	H	North Ala.	71 74
8	A	NC State	54 74	43	H	Central Mi ch.	57 66	62	A	Mi ddle Tenn.	58 65	213	H	Samford	77 52
								68	A	Kansas St.	61 72	235	A	Ball St.	60 43
												290	H	Tennessee St.	89 63
												305	H	Presbyter ian	78 43
												345	H	Austin Peay	99 70

LAST 12 Division I GAMES:															
213	H	Samford	77 52	235	A	Ball St.	60 43	60	N	Creighton	55 75	68	A	Kansas St.	61 72
38	N	Mi ami (FL)	65 90	305	H	Presbyter ian	78 43	43	H	Central Mi ch.	57 66	290	H	Tennessee St.	89 63
43	H	Central Mi ch.	57 66	2	N	UConn	42 80	345	H	Austin Peay	99 70	8	A	NC State	54 74
62	A	Mi ddle Tenn.	58 65												

Non-Di v I Games:

Vanderbi l t

Average RPI Win:	305	WON-LOST	WINNING	LAST 10	STRENGTH OF	OPP. STRENGTH	TEAM	ADJ.	CONF.	ADJ CONF.
Average RPI Loss:	173	RECORD	PCT. RANK	GAMES	SCHEDULE	OF SCHEDULE	RPI	RPI	RPI	RPI

DIV. I ONLY	3- 8	264	3-7	196	315	292	292	25	25
DIV. I NON-CONF.	3- 8	265	0- 1	189	313	294	294	25	25
TOTALS	RPI 1-25	RPI 26-50	W-L RECORDS	RPI 51-100	RPI 101-150	RPI 150+			
3- 8	0- 0	0- 1	OVERALL	0- 0	0- 3	3- 4			
2- 5	0- 0	0- 0	HOME	0- 0	0- 2	2- 3			
1- 3	0- 0	0- 1	AWAY	0- 0	0- 1	1- 1			
0- 0	0- 0	0- 0	NEUTRAL	0- 0	0- 0	0- 0			
3- 8	0- 0	0- 1	NON-CONFERENCE	0- 0	0- 3	3- 4			
2- 5	0- 0	0- 0	HOME	0- 0	0- 2	2- 3			
1- 3	0- 0	0- 1	AWAY	0- 0	0- 1	1- 1			
0- 0	0- 0	0- 0	NEUTRAL	0- 0	0- 0	0- 0			
0- 0	0- 0	0- 0	CONFERENCE	0- 0	0- 0	0- 0			
0- 0	0- 0	0- 0	HOME	0- 0	0- 0	0- 0			
0- 0	0- 0	0- 0	AWAY	0- 0	0- 0	0- 0			
0- 0	0- 0	0- 0	NEUTRAL	0- 0	0- 0	0- 0			

RPI 1-25	RPI 26-50	RPI 51-100	RPI 101+	Team's RPI: 292
RPI S Opponent Score	RPI S Opponent Score	RPI S Opponent Score	RPI S Opponent Score	
	32 A Kansas 36 77		125 H Yale 55 58	
			147 H Rhode Isl and 58 61	
			148 A South Fla. 55 102	
			167 H Drexel 44 60	
			202 H Holy Cross 40 65	
			231 H Dartmouth 42 66	
			249 H Ri der 54 49	
			329 A Cani si us 46 67	
			333 H Wagner 56 54	
			334 A NJIT 71 63	
LAST 12 Di vi si on I GAMES:				
167 H Drexel 44 60	125 H Yale 55 58	334 A NJIT 71 63	202 H Holy Cross 40 65	
32 A Kansas 36 77	333 H Wagner 56 54	147 H Rhode Isl and 58 61	231 H Dartmouth 42 66	
329 A Cani si us 46 67				
148 A South Fla. 55 102				
249 H Ri der 54 49				

Non-Div I Games: Norw ich 78 28

Vermont

V
i
l
l
a
n
o
v
a

Villanova					Through Games Of Dec. 31, 2018						
Average RPI	Win:	179	WON-LOST	WINNING	LAST 10	STRENGTH OF	OPP. STRENGTH	TEAM	ADJ.	CONF.	ADJ CONF.
Average RPI	Loss:	25	RECORD	PCT. RANK	GAMES	SCHEDULE	OF SCHEDULE	RPI	RPI	RPI	RPI
DIV. I ONLY			9- 3	60	7-3	34	152	31	31	4	4
DIV. I NON-CONF.			8- 2	51	0- 0	89	156	26	26	4	4

TOTALS		RPI 1-25	RPI 26-50		W-L RECORDS	RPI 51-100		RPI 101-150	RPI 150+		
9- 3	0- 2		0- 1		OVERALL	0- 0		5- 0	4- 0		
6- 1	0- 1		0- 0		HOME	0- 0		4- 0	2- 0		
3- 1	0- 1		0- 0		AWAY	0- 0		1- 0	2- 0		
0- 1	0- 0		0- 1		NEUTRAL	0- 0		0- 0	0- 0		
8- 2	0- 1		0- 1		NON-CONFERENCE	0- 0		4- 0	4- 0		
5- 0	0- 0		0- 0		HOME	0- 0		3- 0	2- 0		
3- 1	0- 1		0- 0		AWAY	0- 0		1- 0	2- 0		
0- 1	0- 0		0- 1		NEUTRAL	0- 0		0- 0	0- 0		
1- 1	0- 1		0- 0		CONFERENCE	0- 0		1- 0	0- 0		
1- 1	0- 1		0- 0		HOME	0- 0		1- 0	0- 0		
0- 0	0- 0		0- 0		AWAY	0- 0		0- 0	0- 0		
0- 0	0- 0		0- 0		NEUTRAL	0- 0		0- 0	0- 0		

RPI 1-25				RPI 26-50	Team's RPI: 31	RPI 51-100				RPI 101+	
RPI	S	Opponent	Score	RPI	S	Opponent	Score	RPI	S	Opponent	Score
17	H	Butler	55 63	40	N	Virginia Tech	59 61	101	H	Princeton	67 46
19	A	UCF	56 71					110	H	Xavier	75 71
								112	H	Hartford	59 41
								139	A	Lehigh	70 48
								150	H	Georgia	62 56
								218	H	Temple	76 68
								230	A	George Washington	60 45
								269	H	La Salle	81 68
								285	A	Saint Joseph's	47 35

LAST 12 Division I GAMES:											
110	H	Xavier	75 71	285	A	Saint Joseph's	47 35	101	H	Princeton	67 46
17	H	Butler	55 63	101	H	Princeton	67 46	19	A	UCF	56 71
150	H	Georgia	62 56	40	N	Virginia Tech	59 61	269	H	La Salle	81 68
218	H	Temple	76 68	139	A	Lehigh	70 48				
230	A	George Washington	60 45								
112	H	Hartford	59 41								

V
i
l
l
a
n
o
v
a

Non-Div I Games:

Villanova

Average RPI Win:	166	WON-LOST	WINNING	LAST 10	STRENGTH OF	OPP. STRENGTH	TEAM	ADJ.	CONF.	ADJ CONF.
Average RPI Loss:	70	RECORD	PCT. RANK	GAMES	SCHEDULE	OF SCHEDULE	RPI	RPI	RPI	RPI

DIV. I ONLY	6- 7	176	5-5	44	61	133	133	1	1
DIV. I NON-CONF.	6- 7	171	1- 0	45	58	133	133	1	1
TOTALS	RPI 1-25	RPI 26-50	W-L RECORDS	RPI 51-100	RPI 101-150	RPI 150+			
6- 7	0- 3	1- 1	OVERALL	1- 2	1- 0	3- 1			
4- 4	0- 1	0- 1	HOME	1- 1	0- 0	3- 1			
1- 2	0- 2	1- 0	AWAY	0- 0	0- 0	0- 0			
1- 1	0- 0	0- 0	NEUTRAL	0- 1	1- 0	0- 0			
6- 7	0- 3	1- 1	NON-CONFERENCE	1- 2	1- 0	3- 1			
4- 4	0- 1	0- 1	HOME	1- 1	0- 0	3- 1			
1- 2	0- 2	1- 0	AWAY	0- 0	0- 0	0- 0			
1- 1	0- 0	0- 0	NEUTRAL	0- 1	1- 0	0- 0			
0- 0	0- 0	0- 0	CONFERENCE	0- 0	0- 0	0- 0			
0- 0	0- 0	0- 0	HOME	0- 0	0- 0	0- 0			
0- 0	0- 0	0- 0	AWAY	0- 0	0- 0	0- 0			
0- 0	0- 0	0- 0	NEUTRAL	0- 0	0- 0	0- 0			

RPI 1-25	RPI 26-50	RPI 51-100	RPI 101+	Team's RPI: 133
RPI S Opponent Score	RPI S Opponent Score	RPI S Opponent Score	RPI S Opponent Score	
18 H Mississippi St. 44 72	36 A Old Domini on 73 67	79 H Charlotte 65 61	148 N South Fla. 74 67	
21 A Michigan St. 66 91	43 H Central Mi ch. 61 74	83 H Radford 44 57	182 H American 57 54	
23 A Kentucky 51 63		99 N Al abama 52 64	206 H Saint Loui s 65 67	
			241 H Coppin St. 55 41	
			307 H N. C. A&T 67 57	
LAST 12 Division I GAMES:				
	79 H Charlotte 65 61	241 H Coppin St. 55 41		
	148 N South Fla. 74 67	21 A Michigan St. 66 91		
	99 N Al abama 52 64	206 H Saint Loui s 65 67		
	83 H Radford 44 57	43 H Central Mi ch. 61 74		
	182 H American 57 54	307 H N. C. A&T 67 57		
	23 A Kentucky 51 63	36 A Old Domini on 73 67		

Non-Div I Games:

Virginia

Average RPI Win:	180	WON-LOST	WINNING	LAST 10	STRENGTH OF	OPP. STRENGTH	TEAM	ADJ.	CONF.	ADJ CONF.
Average RPI Loss:	0	RECORD	PCT. RANK	GAMES	SCHEDULE	OF SCHEDULE	RPI	RPI	RPI	RPI
DIV. I ONLY	13- 0	1	10-0	281	46	40	40	1	1	
DIV. I NON-CONF.	13- 0	1	1- 0	279	47	42	42	1	1	

TOTALS	RPI 1-25	RPI 26-50	W-L RECORDS	RPI 51-100	RPI 101-150	RPI 150+				
13- 0	1- 0	1- 0	OVERALL	2- 0	2- 0	7- 0				
8- 0	1- 0	0- 0	HOME	1- 0	1- 0	5- 0				
1- 0	0- 0	0- 0	AWAY	0- 0	0- 0	1- 0				
4- 0	0- 0	1- 0	NEUTRAL	1- 0	1- 0	1- 0				
13- 0	1- 0	1- 0	NON-CONFERENCE	2- 0	2- 0	7- 0				
8- 0	1- 0	0- 0	HOME	1- 0	1- 0	5- 0				
1- 0	0- 0	0- 0	AWAY	0- 0	0- 0	1- 0				
4- 0	0- 0	1- 0	NEUTRAL	1- 0	1- 0	1- 0				
0- 0	0- 0	0- 0	CONFERENCE	0- 0	0- 0	0- 0				
0- 0	0- 0	0- 0	HOME	0- 0	0- 0	0- 0				
0- 0	0- 0	0- 0	AWAY	0- 0	0- 0	0- 0				
0- 0	0- 0	0- 0	NEUTRAL	0- 0	0- 0	0- 0				

RPI 1-25				RPI 26-50				Team's RPI: 40				RPI 51-100				RPI 101+			
RPI	S	Opponent	Score	RPI	S	Opponent	Score	RPI	S	Opponent	Score	RPI	S	Opponent	Score	RPI	S	Opponent	Score
24	H	Rutgers	67 51	31	N	Villanova	61 59	69	N	Dayton	69 57	121	H	Chattanooga	74 59	144	N	Ohio St.	81 73
								83	H	Radford	55 44	209	H	Mt. St. Mary's	83 51	227	H	Ga. Southern	78 49
												239	H	Monmouth	82 49	266	N	Richmond	85 57
												270	A	Liberty	72 61	312	H	USC Upstate	96 45
												343	H	Longwood	93 39				
LAST 12 Division I GAMES:																			
343	H	Longwood	93 39	24	H	Rutgers	67 51	266	N	Richmond	85 57	31	N	Villanova	61 59	121	H	Chattanooga	74 59
144	N	Ohio St.	81 73	69	N	Dayton	69 57	83	H	Radford	55 44	239	H	Monmouth	82 49	270	A	Liberty	72 61
209	H	Mt. St. Mary's	83 51	227	H	Ga. Southern	78 49												

Non-Div I Games:

Virginia Tech

Average RPI Win: 343

Average RPI Loss: 217

WON-LOST
RECORDWINNING
PCT. RANKLAST 10
GAMESSTRENGTH OF
SCHEDULEOPP. STRENGTH
OF SCHEDULETEAM
RPIADJ.
RPICONF.
RPIADJ CONF.
RPIDIV. I ONLY
DIV. I NON-CONF.1- 9
1- 9324
3262-8
0- 1243
239342
341333
333333
33331
3131
31

TOTALS

RPI 1-25

RPI 26-50

W-L RECORDS

RPI 51-100

RPI 101-150

RPI 150+

1- 9

0- 0

0- 0

OVERALL

0- 2

0- 2

1- 5

0- 3

0- 0

0- 0

HOME

0- 0

0- 1

0- 2

1- 5

0- 0

0- 0

AWAY

0- 2

0- 1

1- 2

0- 1

0- 0

0- 0

NEUTRAL

0- 0

0- 0

0- 1

1- 9

0- 0

0- 0

NON-CONFERENCE

0- 2

0- 2

1- 5

0- 3

0- 0

0- 0

HOME

0- 0

0- 1

0- 2

1- 5

0- 0

0- 0

AWAY

0- 2

0- 1

1- 2

0- 1

0- 0

0- 0

NEUTRAL

0- 0

0- 0

0- 1

0- 0

0- 0

0- 0

CONFERENCE

0- 0

0- 0

0- 0

0- 0

0- 0

0- 0

HOME

0- 0

0- 0

0- 0

0- 0

0- 0

0- 0

AWAY

0- 0

0- 0

0- 0

0- 0

0- 0

0- 0

NEUTRAL

0- 0

0- 0

0- 0

RPI 1-25

RPI 26-50

RPI 51-100

RPI 101+

Team's RPI: 333

RPI S Opponent Score

RPI S Opponent Score

RPI S Opponent Score

RPI S Opponent Score

91 A Seton Hall 40 95
97 A Stony Brook 45 70114 A Fordham 59 80
125 H Yale 41 74
280 A Saint Peter's 57 69
292 A Vermont 54 56
296 N Siena 71 74
319 H Army West Point 46 61
339 H Lafayette 43 66
343 A Longwood 86 60

LAST 12 Division I GAMES:

296 N Siena 71 74 292 A Vermont 54 56
97 A Stony Brook 45 70 339 H Lafayette 43 66
319 H Army West Point 46 61 343 A Longwood 86 60
280 A Saint Peter's 57 69 114 A Fordham 59 80
125 H Yale 41 74 91 A Seton Hall 40 95W
a
g
n
e
rW
a
g
n
e
r

Non-Div I Games: Staten Island 86 59

Wagner

Average RPI Win:	173	WON-LOST	WINNING	LAST 10	STRENGTH OF	OPP. STRENGTH	TEAM	ADJ.	CONF.	ADJ CONF.
Average RPI Loss:	114	RECORD	PCT. RANK	GAMES	SCHEDULE	OF SCHEDULE	RPI	RPI	RPI	RPI
DIV. I ONLY	9- 4	84	6-4	78	181	80	80	1	1	
DIV. I NON-CONF.	9- 4	85	1- 0	78	179	77	77	1	1	

TOTALS	RPI 1-25	RPI 26-50	W-L RECORDS	RPI 51-100	RPI 101-150	RPI 150+				
9- 4	0- 1	0- 0	OVERALL	3- 0	1- 2	5- 1				
7- 2	0- 1	0- 0	HOME	2- 0	1- 1	4- 0				
1- 2	0- 0	0- 0	AWAY	1- 0	0- 1	0- 1				
1- 0	0- 0	0- 0	NEUTRAL	0- 0	0- 0	1- 0				
9- 4	0- 1	0- 0	NON-CONFERENCE	3- 0	1- 2	5- 1				
7- 2	0- 1	0- 0	HOME	2- 0	1- 1	4- 0				
1- 2	0- 0	0- 0	AWAY	1- 0	0- 1	0- 1				
1- 0	0- 0	0- 0	NEUTRAL	0- 0	0- 0	1- 0				
0- 0	0- 0	0- 0	CONFERENCE	0- 0	0- 0	0- 0				
0- 0	0- 0	0- 0	HOME	0- 0	0- 0	0- 0				
0- 0	0- 0	0- 0	AWAY	0- 0	0- 0	0- 0				
0- 0	0- 0	0- 0	NEUTRAL	0- 0	0- 0	0- 0				

RPI 1-25				RPI 26-50				RPI 51-100				RPI 101+			
RPI	S	Opponent	Score	RPI	S	Opponent	Score	RPI	S	Opponent	Score	RPI	S	Opponent	Score
12	H	Indiana	73 87					78	H	St. John's (NY)	64 59	105	H	James Madison	50 49
								79	A	Charlotte	69 43	110	H	Xavier	50 62
								93	H	Mercer	69 54	141	A	VCU	40 53
												158	H	Towson	60 53
												192	A	East Carolina	61 70
												222	H	UMES	78 67
												266	H	Richmond	62 48
												278	N	South Carolina St.	58 44
												279	H	Norfolk St.	63 61

LAST 12 Division I GAMES:															
278	N	South Carolina St.	58 44	279	H	Norfolk St.	63 61	192	A	East Carolina	61 70				
105	H	James Madison	50 49					110	H	Xavier	50 62				
222	H	UMES	78 67					141	A	VCU	40 53				
79	A	Charlotte	69 43					266	H	Richmond	62 48				
78	H	St. John's (NY)	64 59					93	H	Mercer	69 54				
12	H	Indiana	73 87												

Non-Div I Games:

Wake Forest

Average RPI	Win:	168	WON-LOST	WINNING	LAST 10	STRENGTH OF	OPP. STRENGTH	TEAM	ADJ.	CONF.	ADJ CONF.
Average RPI	Loss:	74	RECORD	PCT. RANK	GAMES	SCHEDULE	OF SCHEDULE	RPI	RPI	RPI	RPI
DIV. I ONLY		7- 6		152	5-5	49	115	118	118	2	2
DIV. I NON-CONF.		7- 5		133	0- 1	41	135	90	90	2	2

TOTALS	RPI 1-25		RPI 26-50		W-L RECORDS	RPI 51-100		RPI 101-150		RPI 150+	
7- 6	0- 1		1- 0		OVERALL	1- 3		1- 2		4- 0	
5- 3	0- 1		0- 0		HOME	1- 1		1- 1		3- 0	
1- 1	0- 0		0- 0		AWAY	0- 1		0- 0		1- 0	
1- 2	0- 0		1- 0		NEUTRAL	0- 1		0- 1		0- 0	
7- 5	0- 1		1- 0		NON-CONFERENCE	1- 3		1- 1		4- 0	
5- 2	0- 1		0- 0		HOME	1- 1		1- 0		3- 0	
1- 1	0- 0		0- 0		AWAY	0- 1		0- 0		1- 0	
1- 2	0- 0		1- 0		NEUTRAL	0- 1		0- 1		0- 0	
0- 1	0- 0		0- 0		CONFERENCE	0- 0		0- 1		0- 0	
0- 1	0- 0		0- 0		HOME	0- 0		0- 1		0- 0	
0- 0	0- 0		0- 0		AWAY	0- 0		0- 0		0- 0	
0- 0	0- 0		0- 0		NEUTRAL	0- 0		0- 0		0- 0	

RPI 1-25				RPI 26-50				RPI 51-100				RPI 101+ Team's RPI: 118			
RPI	S	Opponent	Score	RPI	S	Opponent	Score	RPI	S	Opponent	Score	RPI	S	Opponent	Score
18	H	Mississippi St.	56 103	39	N	Duke	71 64	65	A	Tulane	51 63	103	H	Washington St.	76 79
								67	N	Michigan	73 80	114	N	Fordham	57 65
								76	H	Boise St.	69 73	144	H	Ohio St.	69 59
								82	H	Montana	69 54	176	H	Northern Ariz.	81 59
												196	H	George Mason	81 52
												224	H	Cal St. Fullerton	83 74
												317	A	Seattle U	69 58

LAST 12 Division I GAMES:															
				67	N	Michigan	73 80	76	H	Boise St.	69 73				
				114	N	Fordham	57 65	196	H	George Mason	81 52				
				103	H	Washington St.	76 79	317	A	Seattle U	69 58				
				18	H	Mississippi St.	56 103	39	N	Duke	71 64				
				82	H	Montana	69 54	65	A	Tulane	51 63				
				144	H	Ohio St.	69 59	176	H	Northern Ariz.	81 59				

Non-Div I Games:

Washington

Average RPI Win:	149	WON-LOST	WINNING	LAST 10	STRENGTH OF	OPP. STRENGTH	TEAM	ADJ.	CONF.	ADJ CONF.
Average RPI Loss:	77	RECORD	PCT. RANK	GAMES	SCHEDULE	OF SCHEDULE	RPI	RPI	RPI	RPI
DIV. I ONLY	6- 6	164	6-4	40	85	103	103	2	2	
DIV. I NON-CONF.	5- 6	176	1- 0	38	99	134	134	2	2	

TOTALS	RPI 1-25	RPI 26-50	W-L RECORDS	RPI 51-100	RPI 101-150	RPI 150+				
6- 6	0- 1	0- 2	OVERALL	2- 1	1- 2	3- 0				
3- 3	0- 0	0- 1	HOME	2- 1	0- 1	1- 0				
1- 2	0- 1	0- 0	AWAY	0- 0	1- 1	0- 0				
2- 1	0- 0	0- 1	NEUTRAL	0- 0	0- 0	2- 0				
5- 6	0- 1	0- 2	NON-CONFERENCE	2- 1	0- 2	3- 0				
3- 3	0- 0	0- 1	HOME	2- 1	0- 1	1- 0				
0- 2	0- 1	0- 0	AWAY	0- 0	0- 1	0- 0				
2- 1	0- 0	0- 1	NEUTRAL	0- 0	0- 0	2- 0				
1- 0	0- 0	0- 0	CONFERENCE	0- 0	1- 0	0- 0				
0- 0	0- 0	0- 0	HOME	0- 0	0- 0	0- 0				
1- 0	0- 0	0- 0	AWAY	0- 0	1- 0	0- 0				
0- 0	0- 0	0- 0	NEUTRAL	0- 0	0- 0	0- 0				

RPI 1-25				RPI 26-50				RPI 51-100				RPI 101+ Team's RPI: 103			
RPI	S	Opponent	Score	RPI	S	Opponent	Score	RPI	S	Opponent	Score	RPI	S	Opponent	Score
9	A	Gonzaga	53 76	32	N	Kansas	63 71	63	H	Nebraska	87 84	118	A	Washi ngton	79 76
				48	H	Saint Mary's (CA)	64 70	76	H	Boi se St.	95 71	135	A	CSUN	52 65
								92	H	UC Davi s	62 75	146	H	Utah St.	61 72
												166	N	Jacksonville St.	64 51
												228	H	San Franci sco	91 61
												244	N	Wichi ta St.	85 59
LAST 12 Division I GAMES:															
166	N	Jacksonville St.	64 51	244	N	Wichi ta St.	85 59	135	A	CSUN	52 65				
118	A	Washi ngton	79 76	92	H	UC Davi s	62 75	63	H	Nebraska	87 84				
32	N	Kansas	63 71	48	H	Saint Mary's (CA)	64 70	76	H	Boi se St.	95 71				
9	A	Gonzaga	53 76												
76	H	Boi se St.	95 71												
228	H	San Franci sco	91 61	146	H	Utah St.	61 72								

Non-Div I Games:

Washington St.

Average RPI Win:	310	WON-LOST	WINNING	LAST 10	STRENGTH OF	OPP. STRENGTH	TEAM	ADJ.	CONF.	ADJ CONF.
Average RPI Loss:	180	RECORD	PCT. RANK	GAMES	SCHEDULE	OF SCHEDULE	RPI	RPI	RPI	RPI

DIV. I ONLY	2- 9	298	2-8	329	183	337	337	11	11
DIV. I NON-CONF.	2- 7	285	0- 0	297	236	325	325	11	11

TOTALS	RPI 1-25	RPI 26-50	W-L RECORDS	RPI 51-100	RPI 101-150	RPI 150+			
2- 9	0- 0	0- 0	OVERALL	0- 2	0- 2	2- 5			
1- 4	0- 0	0- 0	HOME	0- 1	0- 1	1- 2			
1- 4	0- 0	0- 0	AWAY	0- 1	0- 0	1- 3			
0- 1	0- 0	0- 0	NEUTRAL	0- 0	0- 1	0- 0			
2- 7	0- 0	0- 0	NON-CONFERENCE	0- 1	0- 2	2- 4			
1- 2	0- 0	0- 0	HOME	0- 0	0- 1	1- 1			
1- 4	0- 0	0- 0	AWAY	0- 1	0- 0	1- 3			
0- 1	0- 0	0- 0	NEUTRAL	0- 0	0- 1	0- 0			
0- 2	0- 0	0- 0	CONFERENCE	0- 1	0- 0	0- 1			
0- 2	0- 0	0- 0	HOME	0- 1	0- 0	0- 1			
0- 0	0- 0	0- 0	AWAY	0- 0	0- 0	0- 0			
0- 0	0- 0	0- 0	NEUTRAL	0- 0	0- 0	0- 0			

RPI 1-25				RPI 26-50				RPI 51-100				RPI 101+ Team's RPI: 337					
RPI	S	Opponent	Score	RPI	S	Opponent	Score	RPI	S	Opponent	Score	RPI	S	Opponent	Score		
								55	A	Utah	56	77	138	H	Portland	73	89
								96	H	Idaho	74	79	141	N	VCU	36	64
													178	H	UC Ri versi de	39	71
													198	A	Pepperdi ne	47	68
													243	H	Eastern Wash.	58	64
													283	A	Utah Val ley	59	65
													289	A	UTSA	59	66
													294	A	Incarname Word	72	64
													325	H	UTEP	68	63
LAST 12 Di vi si on I GAMES:																	
				243	H	Eastern Wash.	58	64	96	H	Idaho	74	79				
				178	H	UC Ri versi de	39	71	289	A	UTSA	59	66				
				283	A	Utah Val ley	59	65	141	N	VCU	36	64				
				55	A	Utah	56	77	294	A	Incarname Word	72	64				
				198	A	Pepperdi ne	47	68	138	H	Portl and	73	89				
				325	H	UTEP	68	63									

Non-Di v I Games: La Verne 105 43

Weber St.

Average RPI Win:	244	WON-LOST	WINNING	LAST 10	STRENGTH OF	OPP. STRENGTH	TEAM	ADJ.	CONF.	ADJ CONF.
Average RPI Loss:	31	RECORD	PCT. RANK	GAMES	SCHEDULE	OF SCHEDULE	RPI	RPI	RPI	RPI
DIV. I ONLY	9- 2	42	8-2	338	31	186	186	5	5	
DIV. I NON-CONF.	9- 2	43	1- 0	338	34	188	188	5	5	

TOTALS	RPI 1-25	RPI 26-50	W-L RECORDS	RPI 51-100	RPI 101-150	RPI 150+				
9- 2	0- 1	0- 1	OVERALL	1- 0	0- 0	8- 0				
7- 1	0- 0	0- 1	HOME	0- 0	0- 0	7- 0				
1- 0	0- 0	0- 0	AWAY	1- 0	0- 0	0- 0				
1- 1	0- 1	0- 0	NEUTRAL	0- 0	0- 0	1- 0				
9- 2	0- 1	0- 1	NON-CONFERENCE	1- 0	0- 0	8- 0				
7- 1	0- 0	0- 1	HOME	0- 0	0- 0	7- 0				
1- 0	0- 0	0- 0	AWAY	1- 0	0- 0	0- 0				
1- 1	0- 1	0- 0	NEUTRAL	0- 0	0- 0	1- 0				
0- 0	0- 0	0- 0	CONFERENCE	0- 0	0- 0	0- 0				
0- 0	0- 0	0- 0	HOME	0- 0	0- 0	0- 0				
0- 0	0- 0	0- 0	AWAY	0- 0	0- 0	0- 0				
0- 0	0- 0	0- 0	NEUTRAL	0- 0	0- 0	0- 0				

RPI 1-25				RPI 26-50				RPI 51-100				RPI 101+ Team's RPI: 186			
RPI	S	Opponent	Score	RPI	S	Opponent	Score	RPI	S	Opponent	Score	RPI	S	Opponent	Score
11	N	Iowa	81 84	50	H	Missouri	51 68	90	A	Pittsburgh	77 43	158	H	Towson	90 43
												241	H	Coppin St.	78 37
												242	H	Eastern Ky.	78 29
												242	N	Eastern Ky.	81 39
												268	H	Niagara	84 32
												286	H	Bryant	94 48
												332	H	Morgan St.	72 37
												334	H	NJIT	95 50

LAST 12 Division I GAMES:															
158	H	Towson	90 43	242	N	Eastern Ky.	81 39								
332	H	Morgan St.	72 37	268	H	Niagara	84 32								
242	H	Eastern Ky.	78 29	286	H	Bryant	94 48								
90	A	Pittsburgh	77 43	334	H	NJIT	95 50								
50	H	Missouri	51 68	241	H	Coppin St.	78 37								
11	N	Iowa	81 84												

Non-Div I Games:

West Virginia

Average RPI Win:	287	WON-LOST	WINNING	LAST 10	STRENGTH OF	OPP. STRENGTH	TEAM	ADJ.	CONF.	ADJ CONF.
Average RPI Loss:	183	RECORD	PCT. RANK	GAMES	SCHEDULE	OF SCHEDULE	RPI	RPI	RPI	RPI
DIV. I ONLY	2- 10	309	2-8	176	336	302	302	23	23	
DIV. I NON-CONF.	2- 10	309	0- 1	175	335	302	302	23	23	

TOTALS	RPI 1-25	RPI 26-50	W-L RECORDS	RPI 51-100	RPI 101-150	RPI 150+				
2- 10	0- 1	0- 0	OVERALL	0- 1	0- 1	2- 7				
1- 4	0- 0	0- 0	HOME	0- 0	0- 0	1- 4				
1- 6	0- 1	0- 0	AWAY	0- 1	0- 1	1- 3				
0- 0	0- 0	0- 0	NEUTRAL	0- 0	0- 0	0- 0				
2- 10	0- 1	0- 0	NON-CONFERENCE	0- 1	0- 1	2- 7				
1- 4	0- 0	0- 0	HOME	0- 0	0- 0	1- 4				
1- 6	0- 1	0- 0	AWAY	0- 1	0- 1	1- 3				
0- 0	0- 0	0- 0	NEUTRAL	0- 0	0- 0	0- 0				
0- 0	0- 0	0- 0	CONFERENCE	0- 0	0- 0	0- 0				
0- 0	0- 0	0- 0	HOME	0- 0	0- 0	0- 0				
0- 0	0- 0	0- 0	AWAY	0- 0	0- 0	0- 0				
0- 0	0- 0	0- 0	NEUTRAL	0- 0	0- 0	0- 0				

RPI 1-25				RPI 26-50				RPI 51-100				RPI 101+ Team's RPI: 302			
RPI	S	Opponent	Score	RPI	S	Opponent	Score	RPI	S	Opponent	Score	RPI	S	Opponent	Score
23	A	Kentucky	39 99					72	A	Georgi a Tech	49 84	108	A	Tennessee Tech	58 77
												155	H	North Ala.	66 89
												156	A	Coastal Caro.	59 77
												191	H	Campbel l	37 63
												201	A	UNC Asheville	49 74
												261	A	Winthrop	65 57
												278	H	South Carolina St.	39 54
												307	H	N. C. A&T	51 69
												312	H	USC Upstate	68 64
												334	A	NJIT	71 79

LAST 12 Division I GAMES:															
312	H	USC Upstate	68 64	278	H	South Carolina St.	39 54								
307	H	N. C. A&T	51 69	261	A	Winthrop	65 57								
155	H	North Ala.	66 89	23	A	Kentucky	39 99								
334	A	NJIT	71 79	72	A	Georgi a Tech	49 84								
108	A	Tennessee Tech	58 77	191	H	Campbel l	37 63								
201	A	UNC Asheville	49 74	156	A	Coastal Caro.	59 77								

Non-Div I Games: Young Harris 63 54

Western Caro.

Average RPI Win:	257	WON-LOST	WINNING	LAST 10	STRENGTH OF	OPP. STRENGTH	TEAM	ADJ.	CONF.	ADJ CONF.
Average RPI Loss:	114	RECORD	PCT. RANK	GAMES	SCHEDULE	OF SCHEDULE	RPI	RPI	RPI	RPI
DIV. I ONLY	3- 10	278	4-6	93	196	247	247	18	18	
DIV. I NON-CONF.	2- 9	296	0- 0	99	202	264	264	17	17	

TOTALS	RPI 1-25	RPI 26-50	W-L RECORDS	RPI 51-100	RPI 101-150	RPI 150+				
3- 10	0- 2	0- 2	OVERALL	0- 2	0- 1	3- 3				
2- 3	0- 1	0- 2	HOME	0- 0	0- 0	2- 0				
0- 4	0- 1	0- 0	AWAY	0- 1	0- 1	0- 1				
1- 3	0- 0	0- 0	NEUTRAL	0- 1	0- 0	1- 2				
2- 9	0- 2	0- 1	NON-CONFERENCE	0- 2	0- 1	2- 3				
1- 2	0- 1	0- 1	HOME	0- 0	0- 0	1- 0				
0- 4	0- 1	0- 0	AWAY	0- 1	0- 1	0- 1				
1- 3	0- 0	0- 0	NEUTRAL	0- 1	0- 0	1- 2				
1- 1	0- 0	0- 1	CONFERENCE	0- 0	0- 0	1- 0				
1- 1	0- 0	0- 1	HOME	0- 0	0- 0	1- 0				
0- 0	0- 0	0- 0	AWAY	0- 0	0- 0	0- 0				
0- 0	0- 0	0- 0	NEUTRAL	0- 0	0- 0	0- 0				

RPI 1-25				RPI 26-50				RPI 51-100				RPI 101+ Team's RPI: 247			
RPI	S	Opponent	Score	RPI	S	Opponent	Score	RPI	S	Opponent	Score	RPI	S	Opponent	Score
10	H	Drake	71 98	33	H	South Dakota St.	84 93	73	A	Purdue	60 81	137	A	Bradley	68 82
17	A	Butler	51 92	50	H	Missouri	64 89	89	N	Northern Ill.	61 86	189	H	Denver	87 78
												194	N	Eastern Ill.	62 64
												215	A	Southeast Mo. St.	71 81
												236	N	Furman	85 78
												325	N	UTEP	72 84
												345	H	Austin Peay	77 72
LAST 12 Division I GAMES:															
325 N UTEP 72 84				189 H Denver 87 78				33 H South Dakota St. 84 93				236 N Furman 85 78			
89 N Northern Ill. 61 86				73 H South Dakota St. 84 93				17 A Butler 51 92				73 A Purdue 60 81			
194 N Eastern Ill. 62 64				50 H Missouri 64 89				10 H Drake 71 98							
137 A Bradley 68 82															
345 H Austin Peay 77 72															
215 A Southeast Mo. St. 71 81															

Non-Div I Games: MacMurray 136 39 William Woods 81 73

Western III.

Average RPI Win:	222	WON-LOST	WINNING	LAST 10	STRENGTH OF	OPP. STRENGTH	TEAM	ADJ.	CONF.	ADJ CONF.
Average RPI Loss:	65	RECORD	PCT. RANK	GAMES	SCHEDULE	OF SCHEDULE	RPI	RPI	RPI	RPI
DIV. I ONLY	4- 8	243	6-4	56	28	157	157	19	19	
DIV. I NON-CONF.	4- 8	241	0- 1	56	29	158	158	19	19	

TOTALS	RPI 1-25	RPI 26-50	W-L RECORDS	RPI 51-100	RPI 101-150	RPI 150+				
4- 8	0- 4	0- 1	OVERALL	0- 1	1- 1	3- 1				
2- 3	0- 2	0- 0	HOME	0- 0	1- 0	1- 1				
1- 3	0- 1	0- 1	AWAY	0- 0	0- 1	1- 0				
1- 2	0- 1	0- 0	NEUTRAL	0- 1	0- 0	1- 0				
4- 8	0- 4	0- 1	NON-CONFERENCE	0- 1	1- 1	3- 1				
2- 3	0- 2	0- 0	HOME	0- 0	1- 0	1- 1				
1- 3	0- 1	0- 1	AWAY	0- 0	0- 1	1- 0				
1- 2	0- 1	0- 0	NEUTRAL	0- 1	0- 0	1- 0				
0- 0	0- 0	0- 0	CONFERENCE	0- 0	0- 0	0- 0				
0- 0	0- 0	0- 0	HOME	0- 0	0- 0	0- 0				
0- 0	0- 0	0- 0	AWAY	0- 0	0- 0	0- 0				
0- 0	0- 0	0- 0	NEUTRAL	0- 0	0- 0	0- 0				

RPI	S	Opponent	Score
1	A	Notre Dame	53 94
7	H	Louisville	80 102
9	N	Gonzaga	55 76
11	H	Iowa	67 104

RPI	S	Opponent	Score
43	A	Central Mich.	90 108

RPI	S	Opponent	Score
70	N	Oregon St.	60 74

RPI	S	Opponent	Score
117	H	Southern Ill.	83 76
142	A	Oklahoma	83 90
165	A	Little Rock	68 56
235	H	Ball St.	83 86
272	N	ETSU	82 68
332	H	Morgan St.	90 43

LAST 12 Division I GAMES:

235	H	Ball St.	83 86	9	N	Gonzaga	55 76
165	A	Little Rock	68 56	272	N	ETSU	82 68
332	H	Morgan St.	90 43	1	A	Notre Dame	53 94
70	N	Oregon St.	60 74	11	H	Iowa	67 104
117	H	Southern Ill.	83 76	142	A	Oklahoma	83 90
43	A	Central Mich.	90 108	7	H	Louisville	80 102

Non-Div I Games: Union (TN) 77 65 Bel Air mine 95 57

Western Ky.

Average RPI Win: 310
Average RPI Loss: 186

WON-LOST
RECORD

WINNING
PCT. RANK

LAST 10
GAMES

STRENGTH OF
SCHEDULE

OPP. STRENGTH
OF SCHEDULE

TEAM
RPI

ADJ.
RPI

CONF.
RPI

ADJ CONF.
RPI

DIV. I ONLY	5- 5	164	5-5	345	194	324	324	9	9
DIV. I NON-CONF.	5- 5	162	0- 0	345	192	324	324	9	9
TOTALS	RPI 1-25	RPI 26-50	W-L RECORDS	RPI 51-100	RPI 101-150	RPI 150+			
5- 5	0- 0	0- 0	OVERALL	0- 1	0- 0	5- 4			
2- 3	0- 0	0- 0	HOME	0- 1	0- 0	2- 2			
2- 1	0- 0	0- 0	AWAY	0- 0	0- 0	2- 1			
1- 1	0- 0	0- 0	NEUTRAL	0- 0	0- 0	1- 1			
5- 5	0- 0	0- 0	NON-CONFERENCE	0- 1	0- 0	5- 4			
2- 3	0- 0	0- 0	HOME	0- 1	0- 0	2- 2			
2- 1	0- 0	0- 0	AWAY	0- 0	0- 0	2- 1			
1- 1	0- 0	0- 0	NEUTRAL	0- 0	0- 0	1- 1			
0- 0	0- 0	0- 0	CONFERENCE	0- 0	0- 0	0- 0			
0- 0	0- 0	0- 0	HOME	0- 0	0- 0	0- 0			
0- 0	0- 0	0- 0	AWAY	0- 0	0- 0	0- 0			
0- 0	0- 0	0- 0	NEUTRAL	0- 0	0- 0	0- 0			

RPI 1-25				RPI 26-50				RPI 51-100				RPI 101+ Team' s RPI: 324			
RPI	S	Opponent	Score	RPI	S	Opponent	Score	RPI	S	Opponent	Score	RPI	S	Opponent	Score
								67	H	Michigan	42 79	164	H	New Mexico St.	54 66
												190	N	North Dakota	50 62
												242	H	Eastern Ky.	64 53
												254	H	Loyol a Chicago	53 64
												255	A	Ole Miss	66 69
												314	A	Fl a. Atlantic	69 59
												322	A	Detroit Mercy	54 44
												327	N	Florida A&M	69 50
												346	H	Purdue Fort Wayne	69 61
LAST 12 Division I GAMES:															
322	A	Detroit Mercy	54 44	327	N	Florida A&M	69 50								
254	H	Loyol a Chicago	53 64	190	N	North Dakota	50 62								
242	H	Eastern Ky.	64 53	314	A	Fl a. Atlantic	69 59								
255	A	Ole Miss	66 69	346	H	Purdue Fort Wayne	69 61								
67	H	Michigan	42 79												
164	H	New Mexico St.	54 66												

Non-Div I Games: Saginaw Valley 75 51

Western Mich.

Average RPI Win:	201	WON-LOST	WINNING	LAST 10	STRENGTH OF	OPP. STRENGTH	TEAM	ADJ.	CONF.	ADJ CONF.
Average RPI Loss:	77	RECORD	PCT. RANK	GAMES	SCHEDULE	OF SCHEDULE	RPI	RPI	RPI	RPI
DIV. I ONLY	7- 6	152	4-6	265	29	244	244	8	8	
DIV. I NON-CONF.	7- 6	155	0- 1	264	30	241	241	8	8	

TOTALS	RPI 1-25	RPI 26-50	W-L RECORDS	RPI 51-100	RPI 101-150	RPI 150+				
7- 6	0- 1	0- 0	OVERALL	0- 3	1- 2	6- 0				
7- 3	0- 0	0- 0	HOME	0- 2	1- 1	6- 0				
0- 0	0- 0	0- 0	AWAY	0- 0	0- 0	0- 0				
0- 3	0- 1	0- 0	NEUTRAL	0- 1	0- 1	0- 0				
7- 6	0- 1	0- 0	NON-CONFERENCE	0- 3	1- 2	6- 0				
7- 3	0- 0	0- 0	HOME	0- 2	1- 1	6- 0				
0- 0	0- 0	0- 0	AWAY	0- 0	0- 0	0- 0				
0- 3	0- 1	0- 0	NEUTRAL	0- 1	0- 1	0- 0				
0- 0	0- 0	0- 0	CONFERENCE	0- 0	0- 0	0- 0				
0- 0	0- 0	0- 0	HOME	0- 0	0- 0	0- 0				
0- 0	0- 0	0- 0	AWAY	0- 0	0- 0	0- 0				
0- 0	0- 0	0- 0	NEUTRAL	0- 0	0- 0	0- 0				

RPI 1-25				RPI 26-50				RPI 51-100				RPI 101+ Team's RPI: 244			
RPI	S	Opponent	Score	RPI	S	Opponent	Score	RPI	S	Opponent	Score	RPI	S	Opponent	Score
15	N	South Dakota	64 73					60	H	Creighton	71 83	103	N	Washington St.	59 85
								75	N	Northwestern	43 65	108	H	Tennessee Tech	45 55
								100	H	Oklahoma St.	47 60	122	H	Grambling	70 61
												151	H	Missouri St.	63 60
												162	H	Sam Houston St.	63 55
												163	H	Louisiana Tech	70 56
												188	H	Ark.-Pine Bluff	76 39
												275	H	Houston Baptist	68 50
												344	H	Savannah St.	66 50

LAST 12 Division I GAMES:															
108	H	Tennessee Tech	45 55	103	N	Washington St.	59 85	344	H	Savannah St.	66 50	75	N	Northwestern	43 65
100	H	Oklahoma St.	47 60	122	H	Grambling	70 61	60	H	Creighton	71 83	151	H	Missouri St.	63 60
163	H	Louisiana Tech	70 56	68	50										
15	N	South Dakota	64 73	162	H	Sam Houston St.	63 55								

Non-Div I Games:

Wichita St.

Average RPI Win:	248	WON-LOST	WINNING	LAST 10	STRENGTH OF	OPP. STRENGTH	TEAM	ADJ.	CONF.	ADJ CONF.
Average RPI Loss:	122	RECORD	PCT. RANK	GAMES	SCHEDULE	OF SCHEDULE	RPI	RPI	RPI	RPI
DIV. I ONLY	7- 4	108	7-3	296	143	173	173	14	14	
DIV. I NON-CONF.	7- 4	109	1- 0	295	141	177	177	14	14	

TOTALS	RPI 1-25	RPI 26-50	W-L RECORDS	RPI 51-100	RPI 101-150	RPI 150+				
7- 4	0- 0	0- 1	OVERALL	0- 0	0- 2	7- 1				
4- 1	0- 0	0- 0	HOME	0- 0	0- 1	4- 0				
3- 3	0- 0	0- 1	AWAY	0- 0	0- 1	3- 1				
0- 0	0- 0	0- 0	NEUTRAL	0- 0	0- 0	0- 0				
7- 4	0- 0	0- 1	NON-CONFERENCE	0- 0	0- 2	7- 1				
4- 1	0- 0	0- 0	HOME	0- 0	0- 1	4- 0				
3- 3	0- 0	0- 1	AWAY	0- 0	0- 1	3- 1				
0- 0	0- 0	0- 0	NEUTRAL	0- 0	0- 0	0- 0				
0- 0	0- 0	0- 0	CONFERENCE	0- 0	0- 0	0- 0				
0- 0	0- 0	0- 0	HOME	0- 0	0- 0	0- 0				
0- 0	0- 0	0- 0	AWAY	0- 0	0- 0	0- 0				
0- 0	0- 0	0- 0	NEUTRAL	0- 0	0- 0	0- 0				

RPI 1-25				RPI 26-50				RPI 51-100				RPI 101+ Team' s RPI : 173					
RPI	S	Opponent	Score	RPI	S	Opponent	Score	RPI	S	Opponent	Score	RPI	S	Opponent	Score		
				36	A	Ol d Domi ni on	69 83					112	A	Hartford	45 50		
												141	H	VCU	55 72		
												192	H	East Carol i na	63 43		
												200	A	Davi dson	65 76		
												204	H	Howard	88 75		
												230	H	George Washi ngton	73 59		
												266	H	Ri chmond	65 55		
												277	A	Fai rfi el d	60 54		
												279	A	Norfol k St.	55 44		
												287	A	Loyol a Maryl and	65 49		
LAST 12 Divi si on I GAMES:																	
				112	A	Hartford	45 50	230	H	George Washi ngton	73 59						
				192	H	East Carol i na	63 43	279	A	Norfol k St.	55 44						
				200	A	Davi dson	65 76	36	A	Ol d Domi ni on	69 83						
				287	A	Loyol a Maryl and	65 49	266	H	Ri chmond	65 55						
				204	H	Howard	88 75	277	A	Fai rfi el d	60 54						
				141	H	VCU	55 72										

Non-Div I Games:

William & Mary

Average RPI Win: 294		WON-LOST RECORD	WINNING PCT. RANK	LAST 10 GAMES	STRENGTH OF SCHEDULE	OPP. STRENGTH OF SCHEDULE	TEAM RPI	ADJ. RPI	CONF. RPI	ADJ CONF. RPI
Average RPI Loss: 195										
DIV. I ONLY		4- 6	211	4-6	279	335	261	261	29	29
DIV. I NON-CONF.		4- 6	213	0- 1	277	334	260	260	29	29
TOTALS		RPI 1-25	RPI 26-50	W-L RECORDS		RPI 51-100	RPI 101-150	RPI 150+		
4- 6	0- 0		0- 0	OVERALL		0- 0	0- 3	4- 3		
2- 1	0- 0		0- 0	HOME		0- 0	0- 0	2- 1		
2- 5	0- 0		0- 0	AWAY		0- 0	0- 3	2- 2		
0- 0	0- 0		0- 0	NEUTRAL		0- 0	0- 0	0- 0		
4- 6	0- 0		0- 0	NON-CONFERENCE		0- 0	0- 3	4- 3		
2- 1	0- 0		0- 0	HOME		0- 0	0- 0	2- 1		
2- 5	0- 0		0- 0	AWAY		0- 0	0- 3	2- 2		
0- 0	0- 0		0- 0	NEUTRAL		0- 0	0- 0	0- 0		
0- 0	0- 0		0- 0	CONFERENCE		0- 0	0- 0	0- 0		
0- 0	0- 0		0- 0	HOME		0- 0	0- 0	0- 0		
0- 0	0- 0		0- 0	AWAY		0- 0	0- 0	0- 0		
0- 0	0- 0		0- 0	NEUTRAL		0- 0	0- 0	0- 0		

RPI 1-25				RPI 26-50				RPI 51-100				RPI 101+				Team's RPI: 261	
RPI	S	Opponent	Score	RPI	S	Opponent	Score	RPI	S	Opponent	Score	RPI	S	Opponent	Score		
												105	A	James Madison	39	56	
												130	A	Wisconsin	41	76	
												150	A	Georgia	39	85	
												219	H	Elon	58	57	
												227	A	Ga. Southern	55	64	
												256	A	Wofford	53	70	
												278	A	South Carolina St.	58	50	
												302	H	Western Caro.	57	65	
												338	A	Col. of Charleston	71	64	
												342	H	N. C. Central	66	41	
LAST 12 Division I GAMES:																	
				256	A	Wofford	53	70	302	H	Western Caro.	57	65				
				342	H	N. C. Central	66	41	227	A	Ga. Southern	55	64				
				150	A	Georgia	39	85	219	H	Elon	58	57				
				130	A	Wisconsin	41	76	278	A	South Carolina St.	58	50				
									338	A	Col. of Charleston	71	64				
									105	A	James Madison	39	56				

Non-Div I Games: Newberry

63 67

Wi nthrop

■ Loss, ■ Non-Conf, S Site, H Home A Away N Neutral

RPI 1-25				RPI 26-50				RPI 51-100				RPI 101+				Team's RPI: 130	
RPI	S	Opponent	Score	RPI	S	Opponent	Score	RPI	S	Opponent	Score	RPI	S	Opponent	Score		
				28	A	Green Bay	46 55	53	N	Arkansas	68 69	104	H	IUPUI	65 64		
				29	A	Minnesota	56 74	73	H	Purdue	76 69	187	A	Milwaukee	68 57		
				39	H	Duke	53 60	90	N	Pittsburgh	57 42	261	H	Winthrop	76 41		
												290	N	Tennessee St.	58 53		
												309	H	Marshall	67 49		
												316	H	North Dakota St.	64 53		
												331	H	Chicago St.	85 38		
												348	H	Evansville	96 60		
LAST 12 Division I GAMES:																	
				73	H	Purdue	76 69	348	H	Evansville	96 60						
				29	A	Minnesota	56 74	331	H	Chicago St.	85 38						
				290	N	Tennessee St.	58 53	28	A	Green Bay	46 55						
				90	N	Pittsburgh	57 42	309	H	Marshall	67 49						
				104	H	IUPUI	65 64	39	H	Duke	53 60						
				316	H	North Dakota St.	64 53	53	N	Arkansas	68 69						

Non-Div I Games:

Average RPI Win:	292	WON-LOST	WINNING	LAST 10	STRENGTH OF	OPP. STRENGTH	TEAM	ADJ.	CONF.	ADJ CONF.
Average RPI Loss:	179	RECORD	PCT. RANK	GAMES	SCHEDULE	OF SCHEDULE	RPI	RPI	RPI	RPI

DIV. I ONLY	5- 7	202	6-4	309	275	256	256	23	23
DIV. I NON-CONF.	5- 7	205	0- 1	309	274	255	255	23	23
TOTALS	RPI 1-25	RPI 26-50	W-L RECORDS	RPI 51-100	RPI 101-150	RPI 150+			
5- 7	0- 0	0- 0	OVERALL	0- 3	0- 0	5- 4			
3- 0	0- 0	0- 0	HOME	0- 0	0- 0	3- 0			
2- 7	0- 0	0- 0	AWAY	0- 3	0- 0	2- 4			
0- 0	0- 0	0- 0	NEUTRAL	0- 0	0- 0	0- 0			
5- 7	0- 0	0- 0	NON-CONFERENCE	0- 3	0- 0	5- 4			
3- 0	0- 0	0- 0	HOME	0- 0	0- 0	3- 0			
2- 7	0- 0	0- 0	AWAY	0- 3	0- 0	2- 4			
0- 0	0- 0	0- 0	NEUTRAL	0- 0	0- 0	0- 0			
0- 0	0- 0	0- 0	CONFERENCE	0- 0	0- 0	0- 0			
0- 0	0- 0	0- 0	HOME	0- 0	0- 0	0- 0			
0- 0	0- 0	0- 0	AWAY	0- 0	0- 0	0- 0			
0- 0	0- 0	0- 0	NEUTRAL	0- 0	0- 0	0- 0			

RPI S Opponent	Score	RPI S Opponent	Score	RPI S Opponent	Score	RPI S Opponent	Score	Team's RPI: 256
72 A Georgi a Tech	40 81	72 A Georgi a Tech	40 81	72 A Georgi a Tech	40 81	160 A Appal achian St.	70 94	
79 A Charlotte	63 85	79 A Charlotte	63 85	79 A Charlotte	63 85	201 A UNC Asheville	46 60	
94 A Clemson	77 85	94 A Clemson	77 85	94 A Clemson	77 85	227 A Ga. Southern	81 65	
						261 H Wint hrop	70 53	
						293 H Gardner-Webb	59 53	
						305 A Presbyteri an	50 61	
						338 H Col. of Charleston	78 58	
						342 A N. C. Central	59 66	
						343 A Longwood	101 72	
LAST 12 Division I GAMES:								
72 A Georgi a Tech	40 81	342 A N. C. Central	59 66					
160 A Appal achian St.	70 94	343 A Longwood	101 72					
305 A Presbyteri an	50 61	293 H Gardner-Webb	59 53					
79 A Charlotte	63 85	201 A UNC Asheville	46 60					
94 A Clemson	77 85	261 H Wint hrop	70 53					
227 A Ga. Southern	81 65	338 H Col. of Charleston	78 58					

Non-Div I Games: Warren Wilson 107 30 Brevard 106 52

Wofford

Average RPI Win:	214	WON-LOST	WINNING	LAST 10	STRENGTH OF	OPP. STRENGTH	TEAM	ADJ.	CONF.	ADJ CONF.
Average RPI Loss:	115	RECORD	PCT. RANK	GAMES	SCHEDULE	OF SCHEDULE	RPI	RPI	RPI	RPI
DIV. I ONLY	9- 4	84	9-1	184	160	85	85	17	17	
DIV. I NON-CONF.	7- 4	109	0- 0	152	167	89	89	16	16	

TOTALS	RPI 1-25	RPI 26-50	W-L RECORDS	RPI 51-100	RPI 101-150	RPI 150+				
9- 4	0- 1	0- 1	OVERALL	1- 1	1- 0	7- 1				
1- 1	0- 0	0- 1	HOME	0- 0	0- 0	1- 0				
4- 3	0- 1	0- 0	AWAY	0- 1	1- 0	3- 1				
4- 0	0- 0	0- 0	NEUTRAL	1- 0	0- 0	3- 0				
7- 4	0- 1	0- 1	NON-CONFERENCE	1- 1	0- 0	6- 1				
1- 1	0- 0	0- 1	HOME	0- 0	0- 0	1- 0				
2- 3	0- 1	0- 0	AWAY	0- 1	0- 0	2- 1				
4- 0	0- 0	0- 0	NEUTRAL	1- 0	0- 0	3- 0				
2- 0	0- 0	0- 0	CONFERENCE	0- 0	1- 0	1- 0				
0- 0	0- 0	0- 0	HOME	0- 0	0- 0	0- 0				
2- 0	0- 0	0- 0	AWAY	0- 0	1- 0	1- 0				
0- 0	0- 0	0- 0	NEUTRAL	0- 0	0- 0	0- 0				

RPI 1-25				RPI 26-50				RPI 51-100				RPI 101+			
RPI	S	Opponent	Score	RPI	S	Opponent	Score	RPI	S	Opponent	Score	RPI	S	Opponent	Score
21	A	Michigan St.	68 84	46	H	Belmont	63 79	79	A	Charlotte	85 88	104	A	IUPUI	78 75
								95	N	Marist	76 60	152	H	Kent St.	61 55
												167	N	Drexel	71 63
												237	N	Hofstra	93 64
												238	N	Stetson	57 44
												264	A	UNLV	68 52
												313	A	CSU Bakersfield	74 76
												330	A	UIC	79 46
												336	A	Manhattan	60 44

Team's RPI: 85															
LAST 12 Division I GAMES:															
330	A	UIC	79 46	79	A	Charlotte	85 88	336	A	Manhattan	60 44	167	N	Drexel	71 63
104	A	IUPUI	78 75	46	H	Belmont	63 79	152	H	Kent St.	61 55	237	N	Hofstra	93 64
237	N	Hofstra	93 64	21	A	Michigan St.	68 84	95	N	Marist	76 60	238	N	Stetson	57 44
21	A	Michigan St.	68 84	264	A	UNLV	68 52	238	N	Stetson	57 44				

Non-Div I Games: Kentucky St. 83 53

Wright St.

W
Y
o
m
i
n
g

Wyoming

Average RPI Win: 141

Average RPI Loss: 57

WON-LOST
RECORD

5- 2

WINNING
PCT. RANK

79

LAST 10
GAMES

7-2

STRENGTH OF
SCHEDULE

54

OPP. STRENGTH
OF SCHEDULE

123

TEAM
RPI

34

ADJ.
RPI

34

CONF.
RPI

10

ADJ CONF.
RPI

10

DIV. I ONLY

5- 2

79

7-2

54

123

34

34

10

10

DIV. I NON-CONF.

5- 2

81

1- 0

54

120

32

32

10

10

TOTALS

RPI 1-25

RPI 26-50

W-L RECORDS

RPI 51-100

RPI 101-150

RPI 150+

5- 2

0- 0

1- 1

OVERALL

1- 1

1- 0

2- 0

4- 0

0- 0

1- 0

HOME

1- 0

1- 0

1- 0

0- 2

0- 0

0- 1

AWAY

0- 1

0- 0

0- 0

1- 0

0- 0

0- 0

NEUTRAL

0- 0

0- 0

1- 0

5- 2

0- 0

1- 1

NON-CONFERENCE

1- 1

1- 0

2- 0

4- 0

0- 0

1- 0

HOME

1- 0

1- 0

1- 0

0- 2

0- 0

0- 1

AWAY

0- 1

0- 0

0- 0

1- 0

0- 0

0- 0

NEUTRAL

0- 0

0- 0

1- 0

0- 0

0- 0

0- 0

CONFERENCE

0- 0

0- 0

0- 0

0- 0

0- 0

0- 0

HOME

0- 0

0- 0

0- 0

0- 0

0- 0

0- 0

AWAY

0- 0

0- 0

0- 0

0- 0

0- 0

0- 0

NEUTRAL

0- 0

0- 0

0- 0

RPI 1-25

RPI S Opponent Score

33 H South Dakota St. 77 70

48 A Saint Mary's (CA) 84 90

RPI 26-50

RPI S Opponent Score

33 H South Dakota St. 77 70

48 A Saint Mary's (CA) 84 90

Team's RPI: 34

RPI 51-100

RPI S Opponent Score

66 A Paci fi c 64 70

96 H Idaho 64 61

RPI 101+

RPI S Opponent Score

128 H Montana St. 66 58

189 H Denver 78 74

258 N North Texas 53 49

LAST 12 Division I GAMES:

33 H South Dakota St. 77 70

96 H Idaho 64 61

189 H Denver 78 74

128 H Montana St. 66 58

66 A Paci fi c 64 70

258 N North Texas 53 49

48 A Saint Mary's (CA) 84 90

Non-Div I Games:

Chadron St. 80 33

UC-Col o. Springs 98 37

Wyoming

Loss, Non-Conf, S Site, H Home A Away N Neutral

Page 348

**x
a
v
i
e
r**

X
a
v
i
e
r

Xavi er

Average RPI Win:	272	WON-LOST	WINNING	LAST 10	STRENGTH OF	OPP. STRENGTH	TEAM	ADJ.	CONF.	ADJ CONF.
Average RPI Loss:	100	RECORD	PCT. RANK	GAMES	SCHEDULE	OF SCHEDULE	RPI	RPI	RPI	RPI
DIV. I ONLY	10- 5	91	8-2	240	279	125	125	12	12	
DIV. I NON-CONF.	10- 5	91	1- 0	236	278	123	123	12	12	

TOTALS	RPI 1-25	RPI 26-50	W-L RECORDS	RPI 51-100	RPI 101-150	RPI 150+				
10- 5	0- 0	0- 0	OVERALL	0- 3	1- 2	9- 0				
3- 0	0- 0	0- 0	HOME	0- 0	0- 0	3- 0				
4- 4	0- 0	0- 0	AWAY	0- 2	1- 2	3- 0				
3- 1	0- 0	0- 0	NEUTRAL	0- 1	0- 0	3- 0				
10- 5	0- 0	0- 0	NON-CONFERENCE	0- 3	1- 2	9- 0				
3- 0	0- 0	0- 0	HOME	0- 0	0- 0	3- 0				
4- 4	0- 0	0- 0	AWAY	0- 2	1- 2	3- 0				
3- 1	0- 0	0- 0	NEUTRAL	0- 1	0- 0	3- 0				
0- 0	0- 0	0- 0	CONFERENCE	0- 0	0- 0	0- 0				
0- 0	0- 0	0- 0	HOME	0- 0	0- 0	0- 0				
0- 0	0- 0	0- 0	AWAY	0- 0	0- 0	0- 0				
0- 0	0- 0	0- 0	NEUTRAL	0- 0	0- 0	0- 0				

RPI 1-25				RPI 26-50				RPI 51-100				RPI 101+ Team's RPI: 125			
RPI	S	Opponent	Score	RPI	S	Opponent	Score	RPI	S	Opponent	Score	RPI	S	Opponent	Score
								57	N	SFA	57 67	124	A	Youngstown St.	58 56
								78	A	St. John's (NY)	52 56	134	A	Providence	42 59
								89	A	Northern Ill.	80 89	143	A	Cincinnati	52 66
												206	N	Saint Louis	58 52
												262	H	Central Conn. St.	58 46
												268	N	Niagara	67 64
												280	H	Saint Peter's	72 56
												292	A	Vermont	58 55
												307	N	N. C. A&T	59 49
												319	A	Army West Point	62 51
												328	H	Colgate	80 61
												333	A	Wagner	74 41
LAST 12 Division I GAMES:															
				57	N	SFA	57 67	307	N	N. C. A&T	59 49				
				268	N	Niagara	67 64	78	A	St. John's (NY)	52 56				
				206	N	Saint Louis	58 52	280	H	Saint Peter's	72 56				
				262	H	Central Conn. St.	58 46	134	A	Providence	42 59				
				319	A	Army West Point	62 51	333	A	Wagner	74 41				
				292	A	Vermont	58 55	124	A	Youngstown St.	58 56				

Non-Div I Games:

Yale

Average RPI Win:	247	WON-LOST	WINNING	LAST 10	STRENGTH OF	OPP. STRENGTH	TEAM	ADJ.	CONF.	ADJ CONF.
Average RPI Loss:	106	RECORD	PCT. RANK	GAMES	SCHEDULE	OF SCHEDULE	RPI	RPI	RPI	RPI

DIV. I ONLY	8- 3	71	7-3	250	226	124	124	17	17
DIV. I NON-CONF.	6- 3	91	0- 0	133	280	103	103	16	16

TOTALS	RPI 1-25	RPI 26-50	W-L RECORDS	RPI 51-100	RPI 101-150	RPI 150+			
8- 3	0- 0	0- 1	OVERALL	1- 0	0- 1	7- 1			
4- 1	0- 0	0- 0	HOME	0- 0	0- 1	4- 0			
4- 2	0- 0	0- 1	AWAY	1- 0	0- 0	3- 1			
0- 0	0- 0	0- 0	NEUTRAL	0- 0	0- 0	0- 0			
6- 3	0- 0	0- 1	NON-CONFERENCE	1- 0	0- 1	5- 1			
4- 1	0- 0	0- 0	HOME	0- 0	0- 1	4- 0			
2- 2	0- 0	0- 1	AWAY	1- 0	0- 0	1- 1			
0- 0	0- 0	0- 0	NEUTRAL	0- 0	0- 0	0- 0			
2- 0	0- 0	0- 0	CONFERENCE	0- 0	0- 0	2- 0			
0- 0	0- 0	0- 0	HOME	0- 0	0- 0	0- 0			
2- 0	0- 0	0- 0	AWAY	0- 0	0- 0	2- 0			
0- 0	0- 0	0- 0	NEUTRAL	0- 0	0- 0	0- 0			

RPI S Opponent	RPI S Opponent	RPI S Opponent	RPI S Opponent	Team's RPI: 124
RPI 1-25	RPI 26-50	RPI 51-100	RPI 101+	
Score	Score	Score	Score	
42 A Bucknell I	68 73	90 A Pittsburgh	64 55	
125 H Yale	56 58	152 A Kent St.	34 62	
207 H Akron	72 61	233 H Saint Francis (PA)	80 56	
240 A Oakland	69 55	254 H Loyola Chi cago	74 63	
303 H Robert Morris	69 59	322 A Detroit Mercy	85 59	
329 A Canisius	62 36	329 A Canisius	62 36	
207 H Akron	72 61			
125 H Yale	56 58			
LAST 12 Division I GAMES:				
322 A Detroit Mercy	85 59	240 A Oakland	69 55	
42 A Bucknell I	68 73	152 A Kent St.	34 62	
233 H Saint Francis (PA)	80 56	90 A Pittsburgh	64 55	
329 A Canisius	62 36	254 H Loyola Chi cago	74 63	
207 H Akron	72 61	303 H Robert Morris	69 59	
125 H Yale	56 58			

Non-Div I Games: Thiel 76 53 Carlow 90 31

Youngstown St.