

Average RPI Win:	313	WON-LOST	WINNING	LAST 10	STRENGTH OF	OPP. STRENGTH	TEAM	ADJ.	CONF.	ADJ CONF.
Average RPI Loss:	200	RECORD	PCT. RANK	GAMES	SCHEDULE	OF SCHEDULE	RPI	RPI	RPI	RPI

DIV. I ONLY	2- 5	262	5-5	334	273	334	334	22	22
DIV. I NON-CONF.	2- 5	262	0- 0	333	271	335	335	22	22

TOTALS	RPI 1-25	RPI 26-50	W-L RECORDS	RPI 51-100	RPI 101-150	RPI 150+			
2- 5	0- 0	0- 0	OVERALL	0- 0	0- 0	2- 5			
0- 3	0- 0	0- 0	HOME	0- 0	0- 0	0- 3			
1- 1	0- 0	0- 0	AWAY	0- 0	0- 0	1- 1			
1- 1	0- 0	0- 0	NEUTRAL	0- 0	0- 0	1- 1			
2- 5	0- 0	0- 0	NON-CONFERENCE	0- 0	0- 0	2- 5			
0- 3	0- 0	0- 0	HOME	0- 0	0- 0	0- 3			
1- 1	0- 0	0- 0	AWAY	0- 0	0- 0	1- 1			
1- 1	0- 0	0- 0	NEUTRAL	0- 0	0- 0	1- 1			
0- 0	0- 0	0- 0	CONFERENCE	0- 0	0- 0	0- 0			
0- 0	0- 0	0- 0	HOME	0- 0	0- 0	0- 0			
0- 0	0- 0	0- 0	AWAY	0- 0	0- 0	0- 0			
0- 0	0- 0	0- 0	NEUTRAL	0- 0	0- 0	0- 0			

RPI 1-25				RPI 26-50				RPI 51-100				RPI 101+ Team's RPI: 334			
RPI	S	Opponent	Score	RPI	S	Opponent	Score	RPI	S	Opponent	Score	RPI	S	Opponent	Score
												168	H	Texas St.	53 60
												169	A	Texas Tech	61 78
												175	H	New Mexico St.	65 67
												179	N	Prairie View	59 67
												309	A	UTRGV	59 49
												309	H	UTRGV	57 70
												316	N	Louisiana	64 63
LAST 12 Division I GAMES:															
				175	H	New Mexico St.	65 67	309	A	UTRGV	59 49				
				309	H	UTRGV	57 70								
				179	N	Prairie View	59 67								
				316	N	Louisiana	64 63								
				168	H	Texas St.	53 60								
				169	A	Texas Tech	61 78								

Non-Div I Games:	UNKNOWN	78	40	Schreiner	64	34	Tex. A&M Int'l	84	36	Texas Lutheran	73	49
------------------	---------	----	----	-----------	----	----	----------------	----	----	----------------	----	----

A&M-Corpus Christi

Average RPI Win:	232	WON-LOST	WINNING	LAST 10	STRENGTH OF	OPP. STRENGTH	TEAM	ADJ.	CONF.	ADJ CONF.
Average RPI Loss:	133	RECORD	PCT. RANK	GAMES	SCHEDULE	OF SCHEDULE	RPI	RPI	RPI	RPI

DIV. I ONLY	3- 4	197	6-4	132	230	148	148	22	22
DIV. I NON-CONF.	3- 4	200	0- 1	134	228	148	148	22	22

TOTALS	RPI 1-25	RPI 26-50	W-L RECORDS	RPI 51-100	RPI 101-150	RPI 150+			
3- 4	0- 0	0- 0	OVERALL	0- 1	0- 1	3- 2			
0- 1	0- 0	0- 0	HOME	0- 1	0- 0	0- 0			
2- 3	0- 0	0- 0	AWAY	0- 0	0- 1	2- 2			
1- 0	0- 0	0- 0	NEUTRAL	0- 0	0- 0	1- 0			
3- 4	0- 0	0- 0	NON-CONFERENCE	0- 1	0- 1	3- 2			
0- 1	0- 0	0- 0	HOME	0- 1	0- 0	0- 0			
2- 3	0- 0	0- 0	AWAY	0- 0	0- 1	2- 2			
1- 0	0- 0	0- 0	NEUTRAL	0- 0	0- 0	1- 0			
0- 0	0- 0	0- 0	CONFERENCE	0- 0	0- 0	0- 0			
0- 0	0- 0	0- 0	HOME	0- 0	0- 0	0- 0			
0- 0	0- 0	0- 0	AWAY	0- 0	0- 0	0- 0			
0- 0	0- 0	0- 0	NEUTRAL	0- 0	0- 0	0- 0			

RPI 1-25				RPI 26-50				RPI 51-100				RPI 101+ Team's RPI: 148			
RPI	S	Opponent	Score	RPI	S	Opponent	Score	RPI	S	Opponent	Score	RPI	S	Opponent	Score
								52	H	Arkansas	68 80	128	A	FGCU	65 81
												169	A	Texas Tech	54 105
												175	A	New Mexico St.	58 46
												183	A	Tul sa	63 75
												202	N	Texas Southern	81 39
												318	A	UTEP	70 69

LAST 12 Division I GAMES:															
202	N	Texas Southern	81 39	169	A	Texas Tech	54 105	128	A	FGCU	65 81	52	H	Arkansas	68 80
175	A	New Mexico St.	58 46	128	A	FGCU	65 81	183	A	Tul sa	63 75	318	A	UTEP	70 69

Non-Div I Games: Eastern N.M. 78 46 Howard Payne 98 43 Southwest (NM) 90 47 Schreiner 90 43 Abilene Christian

Average RPI Win:	245	WON-LOST	WINNING	LAST 10	STRENGTH OF	OPP. STRENGTH	TEAM	ADJ.	CONF.	ADJ CONF.
Average RPI Loss:	114	RECORD	PCT. RANK	GAMES	SCHEDULE	OF SCHEDULE	RPI	RPI	RPI	RPI
DIV. I ONLY	3- 7	254	3-7	48	268	185	185	10	10	
DIV. I NON-CONF.	3- 7	255	0- 1	49	267	188	188	10	10	

TOTALS	RPI 1-25	RPI 26-50	W-L RECORDS	RPI 51-100	RPI 101-150	RPI 150+				
3- 7	0- 2	0- 1	OVERALL	1- 0	0- 1	2- 3				
2- 2	0- 0	0- 0	HOME	1- 0	0- 0	1- 2				
1- 5	0- 2	0- 1	AWAY	0- 0	0- 1	1- 1				
0- 0	0- 0	0- 0	NEUTRAL	0- 0	0- 0	0- 0				
3- 7	0- 2	0- 1	NON-CONFERENCE	1- 0	0- 1	2- 3				
2- 2	0- 0	0- 0	HOME	1- 0	0- 0	1- 2				
1- 5	0- 2	0- 1	AWAY	0- 0	0- 1	1- 1				
0- 0	0- 0	0- 0	NEUTRAL	0- 0	0- 0	0- 0				
0- 0	0- 0	0- 0	CONFERENCE	0- 0	0- 0	0- 0				
0- 0	0- 0	0- 0	HOME	0- 0	0- 0	0- 0				
0- 0	0- 0	0- 0	AWAY	0- 0	0- 0	0- 0				
0- 0	0- 0	0- 0	NEUTRAL	0- 0	0- 0	0- 0				

RPI 1-25				RPI 26-50				RPI 51-100				RPI 101+ Team's RPI: 185			
RPI	S	Opponent	Score	RPI	S	Opponent	Score	RPI	S	Opponent	Score	RPI	S	Opponent	Score
3	A	Oregon	36 82	30	A	Northeastern	41 54	70	H	Northern Colo.	69 57	118	A	Portland	60 79
24	A	Minnesota	50 67									192	A	Denver	66 92
												200	H	George Mason	71 78
												234	H	Navy	47 54
												317	A	Army West Point	71 60
												347	H	Fairleigh Dickinson	85 37

LAST 12 Division I GAMES:															
3	A	Oregon	36 82	70	H	Northern Colo.	69 57	30	A	Northeastern	41 54	118	A	Portland	60 79
118	A	Portland	60 79	317	A	Army West Point	71 60	347	H	Fairleigh Dickinson	85 37	192	A	Denver	66 92
234	H	Navy	47 54	200	H	George Mason	71 78								
24	A	Minnesota	50 67												

Non-Div I Games: Western St. 72 54

Air Force

Loss,
Non-Conf, S Site,
H Home
A Away
N Neutral

Average RPI Win: 285

Average RPI Loss: 73

WON-LOST
RECORDWINNING
PCT. RANKLAST 10
GAMESSTRENGTH OF
SCHEDULEOPP. STRENGTH
OF SCHEDULETEAM
RPIADJ.
RPICONF.
RPIADJ CONF.
RPIDIV. I ONLY
DIV. I NON-CONF.8- 2
8- 248
518-2
0- 0345
345101
101205
207205
2079
99
9

TOTALS

RPI 1-25

RPI 26-50

W-L RECORDS

RPI 51-100

RPI 101-150

RPI 150+

8- 2

0- 1

0- 0

OVERALL

0- 0

0- 1

8- 0

3- 1

0- 1

0- 0

HOME

0- 0

0- 0

3- 0

1- 1

0- 0

0- 0

AWAY

0- 0

0- 1

1- 0

4- 0

0- 0

0- 0

NEUTRAL

0- 0

0- 0

4- 0

8- 2

0- 1

0- 0

NON-CONFERENCE

0- 0

0- 1

8- 0

3- 1

0- 1

0- 0

HOME

0- 0

0- 0

3- 0

1- 1

0- 0

0- 0

AWAY

0- 0

0- 1

1- 0

4- 0

0- 0

0- 0

NEUTRAL

0- 0

0- 0

4- 0

0- 0

0- 0

0- 0

CONFERENCE

0- 0

0- 0

0- 0

0- 0

0- 0

0- 0

HOME

0- 0

0- 0

0- 0

0- 0

0- 0

0- 0

AWAY

0- 0

0- 0

0- 0

0- 0

0- 0

0- 0

NEUTRAL

0- 0

0- 0

0- 0

RPI 1-25

RPI 26-50

RPI 51-100

RPI 101+

Team's RPI: 205

RPI	S	Opponent	Score
19	H	Butler	47 63

RPI	S	Opponent	Score
-----	---	----------	-------

RPI	S	Opponent	Score
-----	---	----------	-------

RPI	S	Opponent	Score
126	A	Youngstown St.	61 72
236	H	St. Bonaventure	67 58
245	N	Oakland	85 65
248	H	Eastern Ky.	63 54
292	N	Jackson St.	74 57
301	N	Northern Ky.	77 60
313	A	N. C. A&T	49 36
318	N	UTEP	64 57
327	H	Canisius	62 53

LAST 12 Division I GAMES:

318	N	UTEP	64	57
292	N	Jackson St.	74	57
327	H	Canisius	62	53
19	H	Butler	47	63
236	H	St. Bonaventure	67	58
248	H	Eastern Ky.	63	54

126	A	Youngstown St.	61	72
301	N	Northern Ky.	77	60
245	N	Oakland	85	65
313	A	N. C. A&T	49	36

Non-Div I Games:

Malone

63 44

Akron

Loss,
 Non-Conf, S Site,
 H Home
A Away
 N Neutral

Average RPI Win:	180	WON-LOST	WINNING	LAST 10	STRENGTH OF	OPP. STRENGTH	TEAM	ADJ.	CONF.	ADJ CONF.
Average RPI Loss:	114	RECORD	PCT. RANK	GAMES	SCHEDULE	OF SCHEDULE	RPI	RPI	RPI	RPI
DIV. I ONLY	8- 5	117	6-4	62	192	94	94	6	6	
DIV. I NON-CONF.	8- 5	120	0- 1	61	190	95	95	6	6	

TOTALS	RPI 1-25	RPI 26-50	W-L RECORDS	RPI 51-100	RPI 101-150	RPI 150+				
8- 5	0- 0	0- 1	OVERALL	2- 1	2- 1	4- 2				
6- 1	0- 0	0- 0	HOME	2- 0	1- 1	3- 0				
1- 1	0- 0	0- 0	AWAY	0- 1	0- 0	1- 0				
1- 3	0- 0	0- 1	NEUTRAL	0- 0	1- 0	0- 2				
8- 5	0- 0	0- 1	NON-CONFERENCE	2- 1	2- 1	4- 2				
6- 1	0- 0	0- 0	HOME	2- 0	1- 1	3- 0				
1- 1	0- 0	0- 0	AWAY	0- 1	0- 0	1- 0				
1- 3	0- 0	0- 1	NEUTRAL	0- 0	1- 0	0- 2				
0- 0	0- 0	0- 0	CONFERENCE	0- 0	0- 0	0- 0				
0- 0	0- 0	0- 0	HOME	0- 0	0- 0	0- 0				
0- 0	0- 0	0- 0	AWAY	0- 0	0- 0	0- 0				
0- 0	0- 0	0- 0	NEUTRAL	0- 0	0- 0	0- 0				

RPI 1-25				RPI 26-50				RPI 51-100				Team's RPI: 94				RPI 101+			
RPI	S	Opponent	Score	RPI	S	Opponent	Score	RPI	S	Opponent	Score	RPI	S	Opponent	Score	RPI	S	Opponent	Score
				41	N	Mi ami (FL)	74 101									129	H	Grambl ing	73 55
								54	A	Utah	62 72					131	H	South Al abama	67 72
								66	H	Tul ane	69 58					136	N	Vi rgi ni a	64 52
								89	H	Cl emson	76 56					160	N	Loui si ana Tech	62 79
																183	N	Tul sa	73 80
																208	H	Southeastern La.	88 40
																239	H	Stetson	59 47
																251	A	SMU	62 61
																323	H	Northwestern St.	87 73
LAST 12 Di vi si on I GAMES:																			
				136	N	Vir gi ni a	64 52					160	N	Loui si ana Tech	62 79				
				323	H	Northwestern St.	87 73					41	N	Mi ami (FL)	74 101				
				66	H	Tul ane	69 58					129	H	Grambl ing	73 55				
				131	H	South Al abama	67 72					89	H	Cl emson	76 56				
				183	N	Tul sa	73 80					251	A	SMU	62 61				
				239	H	Stetson	59 47					54	A	Utah	62 72				

Non-Div I Games:

Alabama

Average RPI	Win:	257	WON-LOST	WINNING	LAST 10	STRENGTH OF	OPP. STRENGTH	TEAM	ADJ.	CONF.	ADJ CONF.
Average RPI	Loss:	196	RECORD	PCT. RANK	GAMES	SCHEDULE	OF SCHEDULE	RPI	RPI	RPI	RPI
DIV. I ONLY		5- 6		180	5-5	276	297	240	240	24	24
DIV. I NON-CONF.		5- 6		176	1- 0	274	296	238	238	24	24

TOTALS	RPI 1-25		RPI 26-50		W-L RECORDS	RPI 51-100		RPI 101-150		RPI 150+	
5- 6	0- 0		0- 1		OVERALL	0- 0		0- 1		5- 4	
2- 2	0- 0		0- 0		HOME	0- 0		0- 0		2- 2	
2- 4	0- 0		0- 1		AWAY	0- 0		0- 1		2- 2	
1- 0	0- 0		0- 0		NEUTRAL	0- 0		0- 0		1- 0	
5- 6	0- 0		0- 1		NON-CONFERENCE	0- 0		0- 1		5- 4	
2- 2	0- 0		0- 0		HOME	0- 0		0- 0		2- 2	
2- 4	0- 0		0- 1		AWAY	0- 0		0- 1		2- 2	
1- 0	0- 0		0- 0		NEUTRAL	0- 0		0- 0		1- 0	
0- 0	0- 0		0- 0		CONFERENCE	0- 0		0- 0		0- 0	
0- 0	0- 0		0- 0		HOME	0- 0		0- 0		0- 0	
0- 0	0- 0		0- 0		AWAY	0- 0		0- 0		0- 0	
0- 0	0- 0		0- 0		NEUTRAL	0- 0		0- 0		0- 0	

RPI 1-25				RPI 26-50				RPI 51-100				RPI 101+ Team's RPI: 240			
RPI	S	Opponent	Score	RPI	S	Opponent	Score	RPI	S	Opponent	Score	RPI	S	Opponent	Score
				34	A	Kansas	54 65					141	A	UAB	47 82
												165	H	Jacksonville St.	48 55
												172	A	Illinois	60 88
												208	H	Southeastern La.	51 48
												228	N	Jacksonville	65 60
												249	A	Murray St.	59 53
												298	H	Tennessee St.	67 57
												302	A	North Florida	63 62
												320	H	Lipscomb	58 62
												345	A	Austin Peay	58 75
LAST 12 Division I GAMES:															
208	H	Southeastern La.	51 48	228	N	Jacksonville	65 60								
165	H	Jacksonville St.	48 55	302	A	North Florida	63 62								
345	A	Austin Peay	58 75	320	H	Lipscomb	58 62								
249	A	Murray St.	59 53	298	H	Tennessee St.	67 57								
141	A	UAB	47 82	172	A	Illinois	60 88								
34	A	Kansas	54 65												

Non-Div I Games:

Alabama A&M

Loss,
Non-Conf, S Site, H Home
A Away
N Neutral

Average RPI Win:	0	WON-LOST	WINNING	LAST 10	STRENGTH OF	OPP. STRENGTH	TEAM	ADJ.	CONF.	ADJ CONF.
Average RPI Loss:	107	RECORD	PCT. RANK	GAMES	SCHEDULE	OF SCHEDULE	RPI	RPI	RPI	RPI
DIV. I ONLY	0- 10	338	1-9	3	339	189	189	24	24	
DIV. I NON-CONF.	0- 10	336	0- 1	3	338	190	190	24	24	

TOTALS	RPI 1-25	RPI 26-50	W-L RECORDS	RPI 51-100	RPI 101-150	RPI 150+				
0- 10	0- 1	0- 1	OVERALL	0- 2	0- 4	0- 2				
0- 3	0- 0	0- 0	HOME	0- 1	0- 1	0- 1				
0- 7	0- 1	0- 1	AWAY	0- 1	0- 3	0- 1				
0- 0	0- 0	0- 0	NEUTRAL	0- 0	0- 0	0- 0				
0- 10	0- 1	0- 1	NON-CONFERENCE	0- 2	0- 4	0- 2				
0- 3	0- 0	0- 0	HOME	0- 1	0- 1	0- 1				
0- 7	0- 1	0- 1	AWAY	0- 1	0- 3	0- 1				
0- 0	0- 0	0- 0	NEUTRAL	0- 0	0- 0	0- 0				
0- 0	0- 0	0- 0	CONFERENCE	0- 0	0- 0	0- 0				
0- 0	0- 0	0- 0	HOME	0- 0	0- 0	0- 0				
0- 0	0- 0	0- 0	AWAY	0- 0	0- 0	0- 0				
0- 0	0- 0	0- 0	NEUTRAL	0- 0	0- 0	0- 0				

RPI 1-25				RPI 26-50				RPI 51-100				RPI 101+ Team's RPI: 189			
RPI	S	Opponent	Score	RPI	S	Opponent	Score	RPI	S	Opponent	Score	RPI	S	Opponent	Score
23	A	Kentucky	35 87	29	A	Auburn	50 83	56	H	South Carolina	38 94	102	A	Xavier	58 87
								68	A	Georgia Tech	42 69	131	A	South Alabama	65 77
												141	H	UAB	47 62
												149	A	North Ala.	42 68
												156	A	Troy	46 116
												212	H	Samford	51 60

LAST 12 Division I GAMES:															
131	A	South Alabama	65 77	29	A	Auburn	50 83	102	A	Xavier	58 87				
68	A	Georgia Tech	42 69					141	H	UAB	47 62				
156	A	Troy	46 116					23	A	Kentucky	35 87				
149	A	North Ala.	42 68												
212	H	Samford	51 60												
56	H	South Carolina	38 94												

Non-Div I Games:

Mobile

69 63

Alabama St.

■ Loss,
 ■ Non-Conf,
 ■ S Site,
 ■ H Home
 ■ A Away
 N Neutral

Average RPI Win:	305	WON-LOST	WINNING	LAST 10	STRENGTH OF	OPP. STRENGTH	TEAM	ADJ.	CONF.	ADJ CONF.
Average RPI Loss:	192	RECORD	PCT. RANK	GAMES	SCHEDULE	OF SCHEDULE	RPI	RPI	RPI	RPI
DIV. I ONLY	3- 10	279	2-8	263	302	303	303	25	25	
DIV. I NON-CONF.	3- 10	278	1- 0	261	301	302	302	25	25	

TOTALS	RPI 1-25	RPI 26-50	W-L RECORDS	RPI 51-100	RPI 101-150	RPI 150+				
3- 10	0- 0	0- 1	OVERALL	0- 2	0- 1	3- 6				
1- 4	0- 0	0- 0	HOME	0- 1	0- 0	1- 3				
2- 6	0- 0	0- 1	AWAY	0- 1	0- 1	2- 3				
0- 0	0- 0	0- 0	NEUTRAL	0- 0	0- 0	0- 0				
3- 10	0- 0	0- 1	NON-CONFERENCE	0- 2	0- 1	3- 6				
1- 4	0- 0	0- 0	HOME	0- 1	0- 0	1- 3				
2- 6	0- 0	0- 1	AWAY	0- 1	0- 1	2- 3				
0- 0	0- 0	0- 0	NEUTRAL	0- 0	0- 0	0- 0				
0- 0	0- 0	0- 0	CONFERENCE	0- 0	0- 0	0- 0				
0- 0	0- 0	0- 0	HOME	0- 0	0- 0	0- 0				
0- 0	0- 0	0- 0	AWAY	0- 0	0- 0	0- 0				
0- 0	0- 0	0- 0	NEUTRAL	0- 0	0- 0	0- 0				

RPI	S	Opponent	Score	RPI	S	Opponent	Score	RPI	S	Opponent	Score	RPI	S	Opponent	Score	Team's RPI: 303
47	A	Rutgers	39 65	60	A	Purdue	41 53	146	A	South Fla.	37 74	195	H	Holy Cross	50 56	
				96	H	Marist	56 74	203	A	Cornell	34 48	246	A	Monmouth	56 64	
								263	H	Central Conn. St.	53 60	273	A	St. Francis Brooklyn	67 60	
								305	A	Columbia	62 58	327	H	Canisius	42 48	
								337	H	Manhattan	60 54	340	A	Lafayette	66 67	
LAST 12 Division I GAMES:																
340	A	Lafayette	66 67	305	A	Columbia	62 58	60	A	Purdue	41 53	273	A	St. Francis Brooklyn	67 60	
327	H	Canisius	42 48	96	H	Marist	56 74	263	H	Central Conn. St.	53 60	337	H	Manhattan	60 54	
195	H	Holy Cross	50 56	203	A	Cornell	34 48									
246	A	Monmouth	56 64													
47	A	Rutgers	39 65													
337	H	Manhattan	60 54													

Non-Div I Games:

Albany (NY)

Average RPI Win: 0
Average RPI Loss: 237

WON-LOST
RECORD

WINNING
PCT. RANK

LAST 10
GAMES

STRENGTH OF
SCHEDULE

OPP. STRENGTH
OF SCHEDULE

TEAM
RPI

ADJ.
RPI

CONF.
RPI

ADJ CONF.
RPI

DIV. I ONLY
DIV. I NON-CONF.

0- 9
0- 9

338
336

1-9
0- 1

309
309

335
334

350
350

350
350

24
24

24
24

TOTALS

RPI 1-25

RPI 26-50

W-L RECORDS

RPI 51-100

RPI 101-150

RPI 150+

0- 9
0- 2
0- 6
0- 1

0- 0
0- 0
0- 0
0- 0

0- 0
0- 0
0- 0
0- 0

OVERALL
HOME
AWAY
NEUTRAL

0- 0
0- 0
0- 0
0- 0

0- 2
0- 0
0- 2
0- 0

0- 7
0- 2
0- 4
0- 1

0- 9
0- 2
0- 6
0- 1

0- 0
0- 0
0- 0
0- 0

0- 0
0- 0
0- 0
0- 0

NON-CONFERENCE
HOME
AWAY
NEUTRAL

0- 0
0- 0
0- 0
0- 0

0- 2
0- 0
0- 2
0- 0

0- 7
0- 2
0- 4
0- 1

0- 0
0- 0
0- 0
0- 0

0- 0
0- 0
0- 0
0- 0

0- 0
0- 0
0- 0
0- 0

CONFERENCE
HOME
AWAY
NEUTRAL

0- 0
0- 0
0- 0
0- 0

0- 0
0- 0
0- 0
0- 0

0- 0
0- 0
0- 0
0- 0

RPI 1-25

RPI S Opponent Score

RPI 26-50

RPI S Opponent Score

RPI 51-100

RPI S Opponent Score

RPI 101+

Team's RPI: 350

RPI	S	Opponent	Score
114	A	TCU	31 88
141	A	UAB	53 80
175	N	New Mexico St.	64 82
208	H	Southeastern La.	59 77
252	A	Southern Miss.	47 66
266	H	Central Ark.	46 57
318	A	UTEP	51 77
323	A	Northwestern St.	65 78
336	A	FIU	40 75

LAST 12 Division I GAMES:

266	H	Central Ark.	46	57	175	N	New Mexico St.	64	82
323	A	Northwestern St.	65	78	114	A	TCU	31	88
208	H	Southeastern La.	59	77	336	A	FIU	40	75
318	A	UTEP	51	77	252	A	Southern Miss.	47	66
					141	A	UAB	53	80

A
l
c
o
r
n

A
l
c
o
r
n

Non-Div I Games:

Lane

58

70

Fisk

67

64

Rust

59

78

Al corn

Loss, Non-Conf, S Site, H Home A Away N Neutral

Average RPI Win:	234	WON-LOST	WINNING	LAST 10	STRENGTH OF	OPP. STRENGTH	TEAM	ADJ.	CONF.	ADJ CONF.
Average RPI Loss:	115	RECORD	PCT. RANK	GAMES	SCHEDULE	OF SCHEDULE	RPI	RPI	RPI	RPI
DIV. I ONLY	4- 7	231	3-7	67	240	181	181	26	26	
DIV. I NON-CONF.	4- 7	228	0- 1	64	237	183	183	26	26	

TOTALS	RPI 1-25	RPI 26-50	W-L RECORDS	RPI 51-100	RPI 101-150	RPI 150+				
4- 7	0- 1	0- 0	OVERALL	0- 1	0- 3	4- 2				
3- 1	0- 0	0- 0	HOME	0- 1	0- 0	3- 0				
1- 4	0- 0	0- 0	AWAY	0- 0	0- 2	1- 2				
0- 2	0- 1	0- 0	NEUTRAL	0- 0	0- 1	0- 0				
4- 7	0- 1	0- 0	NON-CONFERENCE	0- 1	0- 3	4- 2				
3- 1	0- 0	0- 0	HOME	0- 1	0- 0	3- 0				
1- 4	0- 0	0- 0	AWAY	0- 0	0- 2	1- 2				
0- 2	0- 1	0- 0	NEUTRAL	0- 0	0- 1	0- 0				
0- 0	0- 0	0- 0	CONFERENCE	0- 0	0- 0	0- 0				
0- 0	0- 0	0- 0	HOME	0- 0	0- 0	0- 0				
0- 0	0- 0	0- 0	AWAY	0- 0	0- 0	0- 0				
0- 0	0- 0	0- 0	NEUTRAL	0- 0	0- 0	0- 0				

RPI	S	Opponent	Score	RPI	S	Opponent	Score	RPI	S	Opponent	Score	RPI	S	Opponent	Score
4	N	Stanford	49 71					57	H	Ohio	67 77	104	A	Penn St.	59 80
												128	N	FGCU	71 90
												136	A	Virginia	54 57
												182	A	High Point	61 66
												183	H	Tulsa	68 52
												192	A	Denver	54 83
												200	H	George Mason	86 71
												272	H	UMBC	64 42
												280	A	Hawaii	69 57
Team's RPI: 181															

LAST 12 Division I GAMES:															
57	H	Ohio	67 77	104	A	Penn St.	59 80	136	A	Virginia	54 57	272	H	UMBC	64 42
182	A	High Point	61 66	128	N	FGCU	71 90	4	N	Stanford	49 71	280	A	Hawaii	69 57
192	A	Denver	54 83												
200	H	George Mason	86 71												
183	H	Tulsa	68 52												

Non-Div I Games:

American

Loss,
 Non-Conf, S Site,
 H Home
A Away
 N Neutral

Average RPI Win:	266	WON-LOST	WINNING	LAST 10	STRENGTH OF	OPP. STRENGTH	TEAM	ADJ.	CONF.	ADJ CONF.
Average RPI Loss:	126	RECORD	PCT. RANK	GAMES	SCHEDULE	OF SCHEDULE	RPI	RPI	RPI	RPI
DIV. I ONLY	6- 5	144	6-4	174	286	158	158	15	15	
DIV. I NON-CONF.	6- 5	145	0- 1	175	285	159	159	15	15	

TOTALS	RPI 1-25	RPI 26-50	W-L RECORDS	RPI 51-100	RPI 101-150	RPI 150+				
6- 5	0- 0	0- 0	OVERALL	0- 3	0- 1	6- 1				
5- 0	0- 0	0- 0	HOME	0- 0	0- 0	5- 0				
1- 5	0- 0	0- 0	AWAY	0- 3	0- 1	1- 1				
0- 0	0- 0	0- 0	NEUTRAL	0- 0	0- 0	0- 0				
6- 5	0- 0	0- 0	NON-CONFERENCE	0- 3	0- 1	6- 1				
5- 0	0- 0	0- 0	HOME	0- 0	0- 0	5- 0				
1- 5	0- 0	0- 0	AWAY	0- 3	0- 1	1- 1				
0- 0	0- 0	0- 0	NEUTRAL	0- 0	0- 0	0- 0				
0- 0	0- 0	0- 0	CONFERENCE	0- 0	0- 0	0- 0				
0- 0	0- 0	0- 0	HOME	0- 0	0- 0	0- 0				
0- 0	0- 0	0- 0	AWAY	0- 0	0- 0	0- 0				
0- 0	0- 0	0- 0	NEUTRAL	0- 0	0- 0	0- 0				

RPI 1-25				RPI 26-50				RPI 51-100				RPI 101+				Team's RPI: 158
RPI	S	Opponent	Score	RPI	S	Opponent	Score	RPI	S	Opponent	Score	RPI	S	Opponent	Score	
								56	A	South Carolina	50 80	141	A	UAB	61 80	
								68	A	Georgia Tech	53 71	199	A	Davison	81 78	
								89	A	Clemson	48 87	219	H	Elon	65 62	
												255	H	Wofford	94 70	
												274	H	UNC Greensboro	68 65	
												275	A	ETSU	64 95	
												312	H	Marshall	74 52	
												339	H	Col. of Charleston	80 66	

LAST 12 Division I GAMES:																
				89	A	Clemson	48 87	339	H	Col. of Charleston	80 66					
				255	H	Wofford	94 70	275	A	ETSU	64 95					
				56	A	South Carolina	50 80	312	H	Marshall	74 52					
				68	A	Georgia Tech	53 71	219	H	Elon	65 62					
				141	A	UAB	61 80	199	A	Davison	81 78					
								274	H	UNC Greensboro	68 65					

Non-Div I Games:

Appalachian St.

A
r
i
z
o
n
a

Ari zona				Through Games Of Dec. 30, 2018							
Average RPI	Win:	194	WON-LOST	WINNING	LAST 10	STRENGTH OF	OPP. STRENGTH	TEAM	ADJ.	CONF.	ADJ CONF.
Average RPI	Loss:	130	RECORD	PCT. RANK	GAMES	SCHEDULE	OF SCHEDULE	RPI	RPI	RPI	RPI
DIV. I ONLY			11- 1	16	10-0	288	51	79	79	2	2
DIV. I NON-CONF.			10- 1	19	0- 0	317	71	116	116	2	2

TOTALS		RPI 1-25		RPI 26-50		W-L RECORDS	RPI 51-100	RPI 101-150		RPI 150+	
11- 1	1- 0			0- 0		OVERALL	1- 0	2- 1		7- 0	
7- 1	1- 0			0- 0		HOME	1- 0	1- 1		4- 0	
2- 0	0- 0			0- 0		AWAY	0- 0	0- 0		2- 0	
2- 0	0- 0			0- 0		NEUTRAL	0- 0	1- 0		1- 0	
10- 1	0- 0			0- 0		NON-CONFERENCE	1- 0	2- 1		7- 0	
6- 1	0- 0			0- 0		HOME	1- 0	1- 1		4- 0	
2- 0	0- 0			0- 0		AWAY	0- 0	0- 0		2- 0	
2- 0	0- 0			0- 0		NEUTRAL	0- 0	1- 0		1- 0	
1- 0	1- 0			0- 0		CONFERENCE	0- 0	0- 0		0- 0	
1- 0	1- 0			0- 0		HOME	0- 0	0- 0		0- 0	
0- 0	0- 0			0- 0		AWAY	0- 0	0- 0		0- 0	
0- 0	0- 0			0- 0		NEUTRAL	0- 0	0- 0		0- 0	

RPI 1-25				RPI 26-50				RPI 51-100				Team's RPI: 79				RPI 101+			
RPI	S	Opponent	Score	RPI	S	Opponent	Score	RPI	S	Opponent	Score	RPI	S	Opponent	Score	RPI	S	Opponent	Score
22	H	Arizona St.	51 39					72	H	Montana	100 51	111	H	Idaho St.	71 46				
												118	N	Portland	92 70				
												130	H	Loyola Marymount	64 66				
												167	H	Northern Ariz.	71 47				
												209	A	San Diego St.	69 60				
												241	A	Long Beach St.	70 43				
												279	H	South Carolina St.	73 32				
												291	H	Incarnate Word	84 42				
												310	N	Seattle U	84 54				
												318	H	UTEP	62 40				
LAST 12 Division I GAMES:																			
22	H	Arizona St.	51 39	72	H	Montana	100 51												
167	H	Northern Ariz.	71 47	209	A	San Diego St.	69 60												
318	H	UTEP	62 40	291	H	Incarnate Word	84 42												
241	A	Long Beach St.	70 43	279	H	South Carolina St.	73 32												
130	H	Loyola Marymount	64 66	118	N	Portland	92 70												
111	H	Idaho St.	71 46	310	N	Seattle U	84 54												

A
r
i
z
o
n
a

Non-Div I Games:

Arizona

Average RPI	Win:	138	WON-LOST	WINNING	LAST 10	STRENGTH OF	OPP. STRENGTH	TEAM	ADJ.	CONF.	ADJ CONF.
Average RPI	Loss:	32	RECORD	PCT. RANK	GAMES	SCHEDULE	OF SCHEDULE	RPI	RPI	RPI	RPI
DIV. I ONLY		9- 3		59	8-2	31	42	22	22	2	2
DIV. I NON-CONF.		9- 2		43	1- 0	51	28	20	20	2	2

TOTALS	RPI 1-25		RPI 26-50		W-L RECORDS	RPI 51-100		RPI 101-150		RPI 150+	
9- 3	0- 2		0- 0		OVERALL	2- 1		4- 0		3- 0	
5- 1	0- 1		0- 0		HOME	0- 0		2- 0		3- 0	
2- 1	0- 0		0- 0		AWAY	1- 1		1- 0		0- 0	
2- 1	0- 1		0- 0		NEUTRAL	1- 0		1- 0		0- 0	
9- 2	0- 2		0- 0		NON-CONFERENCE	2- 0		4- 0		3- 0	
5- 1	0- 1		0- 0		HOME	0- 0		2- 0		3- 0	
2- 0	0- 0		0- 0		AWAY	1- 0		1- 0		0- 0	
2- 1	0- 1		0- 0		NEUTRAL	1- 0		1- 0		0- 0	
0- 1	0- 0		0- 0		CONFERENCE	0- 1		0- 0		0- 0	
0- 0	0- 0		0- 0		HOME	0- 0		0- 0		0- 0	
0- 1	0- 0		0- 0		AWAY	0- 1		0- 0		0- 0	
0- 0	0- 0		0- 0		NEUTRAL	0- 0		0- 0		0- 0	

RPI 1-25				RPI 26-50				RPI 51-100				RPI 101+			
RPI	S	Opponent	Score	RPI	S	Opponent	Score	RPI	S	Opponent	Score	RPI	S	Opponent	Score
7	N	Louisville	56 58					52	A	Arkansas	88 85	106	H	Fresno St.	68 52
9	H	Baylor	59 65					69	N	Kansas St.	65 51	121	N	Southern Ill.	82 38
								79	A	Ari zona	39 51	124	H	Southern U.	69 47
												137	A	Colorado St.	70 39
												160	H	Louisiana Tech	80 44
												183	H	Tul sa	70 52
												291	H	Incarnate Word	81 43

LAST 12 Division I GAMES:															
183	H	Tul sa	70 52	137	A	Colorado St.	70 39	124	H	Southern U.	69 47	160	H	Louisiana Tech	80 44
79	A	Ari zona	39 51	121	N	Southern Ill.	82 38	7	N	Louisville	56 58	52	A	Arkansas	88 85
106	H	Fresno St.	68 52												
69	N	Kansas St.	65 51												
9	H	Baylor	59 65												
291	H	Incarnate Word	81 43												

Non-Div I Games:

Ari zona St.

Average RPI Win:	0	WON-LOST	WINNING	LAST 10	STRENGTH OF	OPP. STRENGTH	TEAM	ADJ.	CONF.	ADJ CONF.
Average RPI Loss:	108	RECORD	PCT. RANK	GAMES	SCHEDULE	OF SCHEDULE	RPI	RPI	RPI	RPI
DIV. I ONLY	0- 3	338	2-4	2	295	178	178	24	24	
DIV. I NON-CONF.	0- 3	336	0- 0	2	294	179	179	24	24	

TOTALS	RPI 1-25	RPI 26-50	W-L RECORDS	RPI 51-100	RPI 101-150	RPI 150+				
0- 3	0- 1	0- 0	OVERALL	0- 1	0- 0	0- 1				
0- 0	0- 0	0- 0	HOME	0- 0	0- 0	0- 0				
0- 3	0- 1	0- 0	AWAY	0- 1	0- 0	0- 1				
0- 0	0- 0	0- 0	NEUTRAL	0- 0	0- 0	0- 0				
0- 3	0- 1	0- 0	NON-CONFERENCE	0- 1	0- 0	0- 1				
0- 0	0- 0	0- 0	HOME	0- 0	0- 0	0- 0				
0- 3	0- 1	0- 0	AWAY	0- 1	0- 0	0- 1				
0- 0	0- 0	0- 0	NEUTRAL	0- 0	0- 0	0- 0				
0- 0	0- 0	0- 0	CONFERENCE	0- 0	0- 0	0- 0				
0- 0	0- 0	0- 0	HOME	0- 0	0- 0	0- 0				
0- 0	0- 0	0- 0	AWAY	0- 0	0- 0	0- 0				
0- 0	0- 0	0- 0	NEUTRAL	0- 0	0- 0	0- 0				

RPI 1-25				RPI 26-50				RPI 51-100				RPI 101+ Team's RPI: 178			
RPI	S	Opponent	Score	RPI	S	Opponent	Score	RPI	S	Opponent	Score	RPI	S	Opponent	Score
24	A	Minnesota	42 84					59	A	Oregon St.	33 89	242	A	Wichita St.	39 76
LAST 12 Division I GAMES:															
24	A	Minnesota	42 84												
59	A	Oregon St.	33 89												
242	A	Wichita St.	39 76												

Non-Div I Games: Paul Quinn 68 52 Tougaloo 68 60 Philander Smith 48 53

Ark. -Pine Bluff

Average RPI Win: 182		WON-LOST	WINNING	LAST 10	STRENGTH OF		OPP. STRENGTH	TEAM	ADJ.	CONF.	ADJ. CONF.
Loss: 40		RECORD	PCT. RANK	GAMES	SCHEDULE		OF SCHEDULE	RPI	RPI	RPI	RPI
DIV. I ONLY		11- 3	52	8-2	159		49	52	52	6	6
DIV. I NON-CONF.		11- 3	56	1- 0	161		50	52	52	6	6
TOTALS		RPI 1-25	RPI 26-50		W-L RECORDS		RPI 51-100	RPI 101-150		RPI 150+	
11- 3	0- 2	0- 0		OVERALL		1- 1	5- 0		5- 0		
6- 1	0- 1	0- 0		HOME		1- 0	2- 0		3- 0		
3- 1	0- 1	0- 0		AWAY		0- 0	2- 0		1- 0		
2- 1	0- 0	0- 0		NEUTRAL		0- 1	1- 0		1- 0		
11- 3	0- 2	0- 0		NON-CONFERENCE		1- 1	5- 0		5- 0		
6- 1	0- 1	0- 0		HOME		1- 0	2- 0		3- 0		
3- 1	0- 1	0- 0		AWAY		0- 0	2- 0		1- 0		
2- 1	0- 0	0- 0		NEUTRAL		0- 1	1- 0		1- 0		
0- 0	0- 0	0- 0		CONFERENCE		0- 0	0- 0		0- 0		
0- 0	0- 0	0- 0		HOME		0- 0	0- 0		0- 0		
0- 0	0- 0	0- 0		AWAY		0- 0	0- 0		0- 0		
0- 0	0- 0	0- 0		NEUTRAL		0- 0	0- 0		0- 0		

RPI 1-25					
RPI	S	Opponent	Score		
6	A	Iowa St.	82	91	
22	H	Arizona St.	85	88	

RPI 26-50					
RPI	S	Opponent	Score		

RPI 51-100					
RPI	S	Opponent	Score		
83	H	Nebraska	84	80	
91	N	Pittsburgh	54	61	

Team's RPI : 52					
RPI	S	Opponent	Score		
105	H	Tennessee Tech	65	42	
119	A	UT Arlington	66	65	
123	H	Oral Roberts	74	61	
148	A	Abilene Christian	80	68	
150	N	Wisconsin	69	68	
179	H	Prairie View	71	44	
183	A	Tulsa	61	59	
292	H	Jackson St.	76	57	
298	N	Tennessee St.	79	55	
323	H	Northwestern St.	98	53	

LAST 12 Division I GAMES:					
292	H	Jackson St.	76	57	
123	H	Oral Roberts	74	61	
150	N	Wisconsin	69	68	
91	N	Pittsburgh	54	61	
298	N	Tennessee St.	79	55	
22	H	Arizona St.	85	88	
183	A	Tulsa	61	59	
83	H	Nebraska	84	80	
179	H	Prairie View	71	44	
148	A	Abilene Christian	80	68	
105	H	Tennessee Tech	65	42	
6	A	Iowa St.	82	91	

Non-Div I Games:

Arkansas

Average RPI Win:	262	WON-LOST	WINNING	LAST 10	STRENGTH OF	OPP. STRENGTH	TEAM	ADJ.	CONF.	ADJ CONF.
Average RPI Loss:	82	RECORD	PCT. RANK	GAMES	SCHEDULE	OF SCHEDULE	RPI	RPI	RPI	RPI
DIV. I ONLY	5- 6	180	5-5	142	175	176	176	15	15	
DIV. I NON-CONF.	5- 6	176	0- 1	145	175	177	177	15	15	

TOTALS	RPI 1-25	RPI 26-50	W-L RECORDS	RPI 51-100	RPI 101-150	RPI 150+				
5- 6	0- 0	0- 3	OVERALL	0- 1	0- 1	5- 1				
4- 1	0- 0	0- 0	HOME	0- 0	0- 0	4- 1				
1- 5	0- 0	0- 3	AWAY	0- 1	0- 1	1- 0				
0- 0	0- 0	0- 0	NEUTRAL	0- 0	0- 0	0- 0				
5- 6	0- 0	0- 3	NON-CONFERENCE	0- 1	0- 1	5- 1				
4- 1	0- 0	0- 0	HOME	0- 0	0- 0	4- 1				
1- 5	0- 0	0- 3	AWAY	0- 1	0- 1	1- 0				
0- 0	0- 0	0- 0	NEUTRAL	0- 0	0- 0	0- 0				
0- 0	0- 0	0- 0	CONFERENCE	0- 0	0- 0	0- 0				
0- 0	0- 0	0- 0	HOME	0- 0	0- 0	0- 0				
0- 0	0- 0	0- 0	AWAY	0- 0	0- 0	0- 0				
0- 0	0- 0	0- 0	NEUTRAL	0- 0	0- 0	0- 0				

RPI	S	Opponent	Score	RPI	S	Opponent	Score	RPI	S	Opponent	Score	RPI	S	Opponent	Score	Team's RPI: 176
38	A	Texas A&M	56 97	100	A	Oklahoma St.	60 62	101	A	UT Martin	91 97	160	H	Louisiana Tech	70 80	
46	A	Belmont	55 74					183	H	Tulsa	73 60	249	H	Murray St.	74 63	
49	A	Missouri	50 70					278	H	Mississippi Val.	60 57	283	H	Memphis	77 66	
								318	A	UTEP	67 66					

LAST 12 Division I GAMES:																
49	A	Missouri	50 70	46	A	Belmont	55 74	278	H	Mississippi Val.	60 57	183	H	Tulsa	73 60	
160	H	Louisiana Tech	70 80	318	A	UTEP	67 66	249	H	Murray St.	74 63	38	A	Texas A&M	56 97	
101	A	UT Martin	91 97													
283	H	Memphis	77 66													
100	A	Oklahoma St.	60 62													

Non-Div I Games:

Arkansas St.

Average RPI Win: 326
Average RPI Loss: 177WON-LOST
RECORDWINNING
PCT. RANKLAST 10
GAMESSTRENGTH OF
SCHEDULEOPP. STRENGTH
OF SCHEDULETEAM
RPIADJ.
RPICONF.
RPIADJ CONF.
RPIDIV. I ONLY
DIV. I NON-CONF.4- 6
4- 6211
2134-6
0- 0337
336279
278317
320317
32026
2626
26

TOTALS

RPI 1-25

RPI 26-50

W-L RECORDS

RPI 51-100

RPI 101-150

RPI 150+

4- 6
2- 3
2- 3
0- 00- 0
0- 0
0- 0
0- 00- 0
0- 0
0- 0
0- 0OVERALL
HOME
AWAY
NEUTRAL0- 1
0- 1
0- 0
0- 00- 2
0- 1
0- 1
0- 04- 3
2- 1
2- 2
0- 04- 6
2- 3
2- 3
0- 00- 0
0- 0
0- 0
0- 00- 0
0- 0
0- 0
0- 0NON-CONFERENCE
HOME
AWAY
NEUTRAL0- 1
0- 1
0- 0
0- 00- 2
0- 1
0- 1
0- 04- 3
2- 1
2- 2
0- 00- 0
0- 0
0- 0
0- 00- 0
0- 0
0- 0
0- 00- 0
0- 0
0- 0
0- 0CONFERENCE
HOME
AWAY
NEUTRAL0- 0
0- 0
0- 0
0- 00- 0
0- 0
0- 0
0- 00- 0
0- 0
0- 0
0- 0

RPI 1-25

RPI 26-50

RPI 51-100

RPI 101+

Team's RPI: 317

RPI S Opponent Score

RPI S Opponent Score

RPI S Opponent Score

RPI S Opponent Score

71 H St. John's (NY) 49 60

114 A TCU 38 63

127 H Yale 51 62

185 H Air Force 60 71

259 A Binghamton 47 60

273 H St. Francis Brooklyn 69 57

305 A Columbia 49 70

333 A Wagner 61 46

347 H Fairleigh Dickinson 62 40

349 A LIU Brooklyn 57 42

LAST 12 Division I GAMES:

127	H	Yale	51	62	347	H	Fairleigh Dickinson	62	40
333	A	Wagner	61	46	114	A	TCU	38	63
305	A	Columbia	49	70	273	H	St. Francis Brooklyn	69	57
349	A	LIU Brooklyn	57	42	259	A	Binghamton	47	60
					185	H	Air Force	60	71
					71	H	St. John's (NY)	49	60

Non-Div I Games: Connecticut Col. 74 48

Army West Point

Average RPI Win: 172

Average RPI Loss: 6

WON-LOST
RECORDWINNING
PCT. RANKLAST 10
GAMESSTRENGTH OF
SCHEDULEOPP. STRENGTH
OF SCHEDULETEAM
RPIADJ.
RPICONF.
RPIADJ CONF.
RPIDIV. I ONLY
DIV. I NON-CONF.11- 1
11- 116
149-1
1- 0217
21526
2729
2729
276
66
6

TOTALS

RPI 1-25

RPI 26-50

W-L RECORDS

RPI 51-100

RPI 101-150

RPI 150+

11- 1

0- 1

2- 0

OVERALL

0- 0

2- 0

7- 0

6- 0

0- 0

0- 0

HOME

0- 0

2- 0

4- 0

3- 1

0- 1

1- 0

AWAY

0- 0

0- 0

2- 0

2- 0

0- 0

1- 0

NEUTRAL

0- 0

0- 0

1- 0

11- 1

0- 1

2- 0

NON-CONFERENCE

0- 0

2- 0

7- 0

6- 0

0- 0

0- 0

HOME

0- 0

2- 0

4- 0

3- 1

0- 1

1- 0

AWAY

0- 0

0- 0

2- 0

2- 0

0- 0

1- 0

NEUTRAL

0- 0

0- 0

1- 0

0- 0

0- 0

0- 0

CONFERENCE

0- 0

0- 0

0- 0

0- 0

0- 0

0- 0

HOME

0- 0

0- 0

0- 0

0- 0

0- 0

0- 0

AWAY

0- 0

0- 0

0- 0

0- 0

0- 0

0- 0

NEUTRAL

0- 0

0- 0

0- 0

RPI 1-25

RPI 26-50

Team's RPI: 29

RPI 51-100

RPI 101+

RPI	S	Opponent	Score
6	A	Iowa St.	64 67

RPI	S	Opponent	Score
27	A	New Mexico	79 76
44	N	North Carolina	86 81

RPI	S	Opponent	Score
-----	---	----------	-------

RPI	S	Opponent	Score
129	H	Grambling	97 48
143	H	Oklahoma	95 79
157	N	Coastal Caro.	84 78
171	H	Nicholls St.	80 59
189	H	Alabama St.	83 50
212	H	Samford	73 46
219	A	Elon	96 44
284	A	Saint Joseph's	81 70
316	H	Louisiana	71 59

LAST 12 Division I GAMES:

27	A	New Mexico	79 76	44	N	North Carolina	86 81
6	A	Iowa St.	64 67	157	N	Coastal Caro.	84 78
189	H	Alabama St.	83 50	212	H	Samford	73 46
219	A	Elon	96 44	284	A	Saint Joseph's	81 70
171	H	Nicholls St.	80 59	143	H	Oklahoma	95 79
129	H	Grambling	97 48	316	H	Louisiana	71 59

A
u
b
u
r
nA
u
b
u
r
n

Non-Div I Games:

Xavier (LA)

77 58

Auburn

Average RPI Win: 287

Average RPI Loss: 231

WON-LOST
RECORDWINNING
PCT. RANKLAST 10
GAMESSTRENGTH OF
SCHEDULEOPP. STRENGTH
OF SCHEDULETEAM
RPIADJ.
RPICONF.
RPIADJ CONF.
RPIDIV. I ONLY
DIV. I NON-CONF.3- 6
3- 6242
2415-5
0- 0348
348238
235345
346345
34620
2020
20

TOTALS

RPI 1-25

RPI 26-50

W-L RECORDS

RPI 51-100

RPI 101-150

RPI 150+

3- 6
3- 1
0- 5
0- 00- 0
0- 0
0- 0
0- 00- 0
0- 0
0- 0
0- 0OVERALL
HOME
AWAY
NEUTRAL0- 0
0- 0
0- 0
0- 00- 1
0- 0
0- 1
0- 03- 5
3- 1
0- 4
0- 03- 6
3- 1
0- 5
0- 00- 0
0- 0
0- 0
0- 00- 0
0- 0
0- 0
0- 0NON-CONFERENCE
HOME
AWAY
NEUTRAL0- 0
0- 0
0- 0
0- 00- 1
0- 0
0- 1
0- 03- 5
3- 1
0- 4
0- 00- 0
0- 0
0- 0
0- 00- 0
0- 0
0- 0
0- 00- 0
0- 0
0- 0
0- 0CONFERENCE
HOME
AWAY
NEUTRAL0- 0
0- 0
0- 0
0- 00- 0
0- 0
0- 0
0- 00- 0
0- 0
0- 0
0- 0

RPI 1-25

RPI S Opponent Score

RPI 26-50

RPI S Opponent Score

RPI 51-100

RPI S Opponent Score

RPI 101+

Team's RPI: 345

RPI	S	Opponent	Score
140	A	Cincinnati	48 69
180	A	Vanderbilt	70 99
194	A	Illinois St.	49 61
240	H	Alabama A&M	75 58
244	A	Western Ill.	72 77
278	H	Mississippi Val.	89 95
301	H	Northern Ky.	52 48
320	H	Lipscomb	70 58
348	A	Evansville	52 56

LAST 12 Division I GAMES:

348	A	Evansville	52	56	320	H	Lipscomb	70	58
240	H	Alabama A&M	75	58	301	H	Northern Ky.	52	48
194	A	Illinois St.	49	61	278	H	Mississippi Val.	89	95
244	A	Western Ill.	72	77	180	A	Vanderbilt	70	99
					140	A	Cincinnati	48	69

Austin Peay

Austin Peay

Non-Div I Games: Christian Bros. 100 62 Trevecca Nazarene 90 78

Austin Peay

Loss, Non-Conf, S Site, H Home A Away N Neutral

Average RPI Win:	178	WON-LOST	WINNING	LAST 10	STRENGTH OF	OPP. STRENGTH	TEAM	ADJ.	CONF.	ADJ CONF.
Average RPI Loss:	95	RECORD	PCT. RANK	GAMES	SCHEDULE	OF SCHEDULE	RPI	RPI	RPI	RPI
DIV. I ONLY	9- 3	59	8-2	116	123	48	48	7	7	
DIV. I NON-CONF.	8- 3	72	0- 0	127	114	53	53	7	7	

TOTALS	RPI 1-25	RPI 26-50	W-L RECORDS	RPI 51-100	RPI 101-150	RPI 150+				
9- 3	0- 1	0- 0	OVERALL	1- 1	3- 0	5- 1				
4- 1	0- 1	0- 0	HOME	1- 0	1- 0	2- 0				
3- 2	0- 0	0- 0	AWAY	0- 1	1- 0	2- 1				
2- 0	0- 0	0- 0	NEUTRAL	0- 0	1- 0	1- 0				
8- 3	0- 1	0- 0	NON-CONFERENCE	1- 1	3- 0	4- 1				
4- 1	0- 1	0- 0	HOME	1- 0	1- 0	2- 0				
2- 2	0- 0	0- 0	AWAY	0- 1	1- 0	1- 1				
2- 0	0- 0	0- 0	NEUTRAL	0- 0	1- 0	1- 0				
1- 0	0- 0	0- 0	CONFERENCE	0- 0	0- 0	1- 0				
0- 0	0- 0	0- 0	HOME	0- 0	0- 0	0- 0				
1- 0	0- 0	0- 0	AWAY	0- 0	0- 0	1- 0				
0- 0	0- 0	0- 0	NEUTRAL	0- 0	0- 0	0- 0				

RPI 1-25				RPI 26-50				RPI 51-100				RPI 101+			
RPI	S	Opponent	Score	RPI	S	Opponent	Score	RPI	S	Opponent	Score	RPI	S	Opponent	Score
13	H	Cal i forni a	52 70					54	A	Utah	67 78	114	N	TCU	61 58
								70	H	Northern Colo.	70 50	137	H	Colorado St.	51 42
												144	A	Utah St.	62 57
												163	A	Santa Clara	54 44
												184	H	UC Ri versi de	72 70
												218	A	Southern Utah	64 67
												233	H	Eastern Wash.	80 65
												269	N	Cal i forni a Bapti st	76 69
												286	A	Utah Valley	77 51
LAST 12 Di vi si on I GAMES:															
70	H	Northern Colo.	70 50	163	A	Santa Clara	54 44	114	N	TCU	61 58	144	A	Utah St.	62 57
137	H	Colorado St.	51 42	144	A	Utah St.	62 57	233	H	Eastern Wash.	80 65	13	H	Cal i forni a	52 70
54	A	Utah	67 78	218	A	Southern Utah	64 67	184	H	UC Ri versi de	72 70				
286	A	Utah Valley	77 51	269	N	Cal i forni a Bapti st	76 69								

Non-Di v I Games:

BYU

Average RPI Win:	205	WON-LOST	WINNING	LAST 10	STRENGTH OF	OPP. STRENGTH	TEAM	ADJ.	CONF.	ADJ CONF.
Average RPI Loss:	90	RECORD	PCT. RANK	GAMES	SCHEDULE	OF SCHEDULE	RPI	RPI	RPI	RPI
DIV. I ONLY	4- 7	231	3-6	209	17	230	230	9	9	
DIV. I NON-CONF.	4- 7	228	0- 1	205	18	224	224	9	9	

TOTALS	RPI 1-25	RPI 26-50	W-L RECORDS	RPI 51-100	RPI 101-150	RPI 150+				
4- 7	0- 1	0- 1	OVERALL	0- 2	1- 1	3- 2				
3- 2	0- 0	0- 0	HOME	0- 1	1- 0	2- 1				
1- 2	0- 1	0- 0	AWAY	0- 0	0- 0	1- 1				
0- 3	0- 0	0- 1	NEUTRAL	0- 1	0- 1	0- 0				
4- 7	0- 1	0- 1	NON-CONFERENCE	0- 2	1- 1	3- 2				
3- 2	0- 0	0- 0	HOME	0- 1	1- 0	2- 1				
1- 2	0- 1	0- 0	AWAY	0- 0	0- 0	1- 1				
0- 3	0- 0	0- 1	NEUTRAL	0- 1	0- 1	0- 0				
0- 0	0- 0	0- 0	CONFERENCE	0- 0	0- 0	0- 0				
0- 0	0- 0	0- 0	HOME	0- 0	0- 0	0- 0				
0- 0	0- 0	0- 0	AWAY	0- 0	0- 0	0- 0				
0- 0	0- 0	0- 0	NEUTRAL	0- 0	0- 0	0- 0				

RPI 1-25				RPI 26-50				RPI 51-100				RPI 101+ Team's RPI: 230			
RPI	S	Opponent	Score	RPI	S	Opponent	Score	RPI	S	Opponent	Score	RPI	S	Opponent	Score
19	A	Butler	47 64	42	N	Duke	62 79	60	H	Purdue	38 80	112	N	Fordham	70 78
								67	N	Qui nni pi ac	66 69	140	H	Ci nci nnati	75 63
												151	A	Mi ssouri St.	54 74
												159	A	Western Ky.	86 83
												180	H	Vanderbi lt	43 60
												224	H	Cl evel and St.	67 62
												298	H	Tennessee St.	90 51
LAST 12 Di vi si on I GAMES:															
42	N	Duke	62 79	67	N	Qui nni pi ac	66 69	112	N	Fordham	70 78				
298	H	Tennessee St.	90 51	151	A	Mi ssouri St.	54 74	224	H	Cl evel and St.	67 62				
159	A	Western Ky.	86 83	60	H	Purdue	38 80								
180	H	Vanderbi lt	43 60												
19	A	Butler	47 64												
140	H	Ci nci nnati	75 63												

Non-Di v I Games: Urbana

0

0

Ball St.

RPI 1-25					
RPI	S	Opponent	Score		
4	A	Stanford	63	68	
22	A	Arizona St.	65	59	
Team's RPI : 9					
RPI 26-50					
RPI	S	Opponent	Score		
33	N	South Dakota St.	72	66	
RPI 51-100					
RPI	S	Opponent	Score		
56	A	South Carolina	94	69	
RPI 101+					
RPI	S	Opponent	Score		
109	N	Georgetown	67	46	
124	H	Southern U.	94	49	
171	H	Nicholls St.	100	39	
210	H	Morehead St.	96	58	
237	H	Saint Francis (PA)	116	58	
LAST 12 Division I GAMES:					
56	A	South Carolina	94	69	
109	N	Georgetown	67	46	
33	N	South Dakota St.	72	66	
124	H	Southern U.	94	49	
22	A	Arizona St.	65	59	
237	H	Saint Francis (PA)	116	58	
4	A	Stanford	63	68	
210	H	Morehead St.	96	58	
171	H	Nicholls St.	100	39	

Average RPI	Win:	180	WON-LOST	WINNING	LAST 10	STRENGTH OF	OPP. STRENGTH	TEAM	ADJ.	CONF.	ADJ CONF.
Average RPI	Loss:	50	RECORD	PCT. RANK	GAMES	SCHEDULE	OF SCHEDULE	RPI	RPI	RPI	RPI
DIV. I ONLY		7- 4		108	7-3	69	91	46	46	20	20
DIV. I NON-CONF.		7- 4		108	0- 1	67	91	48	48	20	20
<hr/>											
TOTALS	RPI 1-25		RPI 26-50		W-L RECORDS	RPI 51-100		RPI 101-150		RPI 150+	
7- 4	0- 2		0- 0		OVERALL	2- 2		1- 0		4- 0	
3- 1	0- 0		0- 0		HOME	0- 1		0- 0		3- 0	
4- 3	0- 2		0- 0		AWAY	2- 1		1- 0		1- 0	
0- 0	0- 0		0- 0		NEUTRAL	0- 0		0- 0		0- 0	
7- 4	0- 2		0- 0		NON-CONFERENCE	2- 2		1- 0		4- 0	
3- 1	0- 0		0- 0		HOME	0- 1		0- 0		3- 0	
4- 3	0- 2		0- 0		AWAY	2- 1		1- 0		1- 0	
0- 0	0- 0		0- 0		NEUTRAL	0- 0		0- 0		0- 0	
0- 0	0- 0		0- 0		CONFERENCE	0- 0		0- 0		0- 0	
0- 0	0- 0		0- 0		HOME	0- 0		0- 0		0- 0	
0- 0	0- 0		0- 0		AWAY	0- 0		0- 0		0- 0	
0- 0	0- 0		0- 0		NEUTRAL	0- 0		0- 0		0- 0	

RPI	S	Opponent	Score	RPI	S	Opponent	Score	RPI	S	Opponent	Score	RPI	S	Opponent	Score
8	A	NC State	62 77					65	A	Middle Tenn.	45 38	132	A	Chattanooga	67 51
25	A	Tennessee	76 84					77	H	Toledo	69 78	176	H	Arkansas St.	74 55
								80	A	Wright St.	79 63	183	H	Tulsa	78 53
								89	A	Clemson	62 65	301	A	Northern Ky.	71 53
												320	H	Lipscomb	83 43
<hr/>															
LAST 12 Division I GAMES:															
77	H	Toledo	69 78	25	A	Tennessee	76 84	176	H	Arkansas St.	74 55	320	H	Lipscomb	83 43
301	A	Northern Ky.	71 53	132	A	Chattanooga	67 51	89	A	Clemson	62 65				
65	A	Middle Tenn.	45 38												
80	A	Wright St.	79 63												
183	H	Tulsa	78 53												
8	A	NC State	62 77												

Non-Div I Games:

Belmont

Average RPI Win: 277

Average RPI Loss: 173

WON-LOST
RECORDWINNING
PCT. RANKLAST 10
GAMESSTRENGTH OF
SCHEDULEOPP. STRENGTH
OF SCHEDULETEAM
RPIADJ.
RPICONF.
RPIADJ CONF.
RPIDIV. I ONLY
DIV. I NON-CONF.5- 5
5- 5161
1605-5
0- 1313
313207
206223
223223
22332
3232
32

TOTALS

RPI 1-25

RPI 26-50

W-L RECORDS

RPI 51-100

RPI 101-150

RPI 150+

5- 5
3- 0
1- 5
1- 00- 0
0- 0
0- 0
0- 00- 0
0- 0
0- 0
0- 0OVERALL
HOME
AWAY
NEUTRAL0- 1
0- 0
0- 1
0- 00- 1
0- 0
0- 1
0- 05- 3
3- 0
1- 3
1- 05- 5
3- 0
1- 5
1- 00- 0
0- 0
0- 0
0- 00- 0
0- 0
0- 0
0- 0NON-CONFERENCE
HOME
AWAY
NEUTRAL0- 1
0- 0
0- 1
0- 00- 1
0- 0
0- 1
0- 05- 3
3- 0
1- 3
1- 00- 0
0- 0
0- 0
0- 00- 0
0- 0
0- 0
0- 00- 0
0- 0
0- 0
0- 0CONFERENCE
HOME
AWAY
NEUTRAL0- 0
0- 0
0- 0
0- 00- 0
0- 0
0- 0
0- 00- 0
0- 0
0- 0
0- 0

RPI 1-25

RPI 26-50

RPI 51-100

RPI 101+

Team's RPI: 223

RPI S Opponent Score

RPI S Opponent Score

RPI S Opponent Score

RPI S Opponent Score

76 A Charlotte 69 73

146 A South Fla. 39 88

174 A Georgia St. 57 62

226 A Ga. Southern 76 77

228 A Jacksonville 58 56

243 A Florida 53 64

250 N Kennesaw St. 64 61

270 H Liberty 81 76

302 H North Florida 76 60

336 H FIU 68 57

LAST 12 Division I GAMES:

226 A Ga. Southern 76 77
336 H FIU 68 57
146 A South Fla. 39 88
270 H Liberty 81 7676 A Charlotte 69 73
174 A Georgia St. 57 62
250 N Kennesaw St. 64 61
302 H North Florida 76 60
243 A Florida 53 64
228 A Jacksonville 58 56

Non-Div I Games:

Flagler

74 59

Edward Waters

73 46

Bethune-Cookman

Loss, Non-Conf, S Site, H Home A Away N Neutral

Average RPI		Win: 289	WON-LOST RECORD	WINNING PCT. RANK	LAST 10 GAMES	STRENGTH OF SCHEDULE	OPP. STRENGTH OF SCHEDULE	TEAM RPI	ADJ. RPI	CONF. RPI	ADJ CONF. RPI
Loss: 154			3- 7	254	3-7	125	291	259	259	25	25
DIV. I ONLY											
DIV. I NON-CONF.			3- 7	255	0- 1	123	290	257	257	25	25
TOTALS		RPI 1-25		RPI 26-50		W-L RECORDS	RPI 51-100	RPI 101-150		RPI 150+	
3- 7	0- 2			0- 0		OVERALL	0- 1	0- 1		3- 3	
3- 2	0- 0			0- 0		HOME	0- 0	0- 1		3- 1	
0- 5	0- 2			0- 0		AWAY	0- 1	0- 0		0- 2	
0- 0	0- 0			0- 0		NEUTRAL	0- 0	0- 0		0- 0	
3- 7	0- 2			0- 0		NON-CONFERENCE	0- 1	0- 1		3- 3	
3- 2	0- 0			0- 0		HOME	0- 0	0- 1		3- 1	
0- 5	0- 2			0- 0		AWAY	0- 1	0- 0		0- 2	
0- 0	0- 0			0- 0		NEUTRAL	0- 0	0- 0		0- 0	
0- 0	0- 0			0- 0		CONFERENCE	0- 0	0- 0		0- 0	
0- 0	0- 0			0- 0		HOME	0- 0	0- 0		0- 0	
0- 0	0- 0			0- 0		AWAY	0- 0	0- 0		0- 0	
0- 0	0- 0			0- 0		NEUTRAL	0- 0	0- 0		0- 0	

[illegible]

Non-Div I Games:	Charleston (WV)	69	62	Caldwell	73	54
------------------	-----------------	----	----	----------	----	----

Bi nghamton

■ Loss, ■ Non-Conf, S Site, H Home A Away N Neutral

Average RPI Win: 160

Average RPI Loss: 55

WON-LOST
RECORDWINNING
PCT. RANKLAST 10
GAMESSTRENGTH OF
SCHEDULEOPP. STRENGTH
OF SCHEDULETEAM
RPIADJ.
RPICONF.
RPIADJ CONF.
RPIDIV. I ONLY
DIV. I NON-CONF.7- 2
7- 254
588-2
1- 0226
2248
973
7173
7110
1010
10

TOTALS

RPI 1-25

RPI 26-50

W-L RECORDS

RPI 51-100

RPI 101-150

RPI 150+

7- 2

0- 1

0- 0

OVERALL

2- 0

2- 1

3- 0

3- 1

0- 1

0- 0

HOME

0- 0

1- 0

2- 0

1- 1

0- 0

0- 0

AWAY

0- 0

1- 1

0- 0

3- 0

0- 0

0- 0

NEUTRAL

2- 0

0- 0

1- 0

7- 2

0- 1

0- 0

NON-CONFERENCE

2- 0

2- 1

3- 0

3- 1

0- 1

0- 0

HOME

0- 0

1- 0

2- 0

1- 1

0- 0

0- 0

AWAY

0- 0

1- 1

0- 0

3- 0

0- 0

0- 0

NEUTRAL

2- 0

0- 0

1- 0

0- 0

0- 0

0- 0

CONFERENCE

0- 0

0- 0

0- 0

0- 0

0- 0

0- 0

HOME

0- 0

0- 0

0- 0

0- 0

0- 0

0- 0

AWAY

0- 0

0- 0

0- 0

0- 0

0- 0

0- 0

NEUTRAL

0- 0

0- 0

0- 0

RPI 1-25

RPI	S	Opponent	Score
7	H	Louisville	55 74

RPI 26-50

RPI	S	Opponent	Score
-----	---	----------	-------

RPI 51-100

Team's RPI: 73

RPI	S	Opponent	Score
74	N	UNI	61 60
93	N	Idaho	91 85

RPI 101+

RPI	S	Opponent	Score
103	A	Washington St.	71 95
120	A	Washington	73 69
142	H	CSUN	74 63
218	H	Southern Utah	88 53
233	H	Eastern Wash.	67 55
237	N	Saint Francis (PA)	78 64

LAST 12 Division I GAMES:

120	A	Washington	73 69	103	A	Washington St.	71 95
218	H	Southern Utah	88 53	74	N	UNI	61 60
237	N	Saint Francis (PA)	78 64	93	N	Idaho	91 85
233	H	Eastern Wash.	67 55	7	H	Louisville	55 74
				142	H	CSUN	74 63

Non-Div I Games: Southern Ore. 91 46 Northwest Chrst. 93 26

Boi se St.

Average RPI Win:	225	WON-LOST	WINNING	LAST 10	STRENGTH OF	OPP. STRENGTH	TEAM	ADJ.	CONF.	ADJ CONF.
Average RPI Loss:	79	RECORD	PCT. RANK	GAMES	SCHEDULE	OF SCHEDULE	RPI	RPI	RPI	RPI
DIV. I ONLY	11- 2	31	8-2	168	215	81	81	1	1	
DIV. I NON-CONF.	11- 2	33	1- 0	169	217	79	79	1	1	

TOTALS	RPI 1-25	RPI 26-50	W-L RECORDS	RPI 51-100	RPI 101-150	RPI 150+				
11- 2	0- 1	0- 0	OVERALL	0- 0	2- 1	9- 0				
7- 2	0- 1	0- 0	HOME	0- 0	0- 1	7- 0				
2- 0	0- 0	0- 0	AWAY	0- 0	2- 0	0- 0				
2- 0	0- 0	0- 0	NEUTRAL	0- 0	0- 0	2- 0				
11- 2	0- 1	0- 0	NON-CONFERENCE	0- 0	2- 1	9- 0				
7- 2	0- 1	0- 0	HOME	0- 0	0- 1	7- 0				
2- 0	0- 0	0- 0	AWAY	0- 0	2- 0	0- 0				
2- 0	0- 0	0- 0	NEUTRAL	0- 0	0- 0	2- 0				
0- 0	0- 0	0- 0	CONFERENCE	0- 0	0- 0	0- 0				
0- 0	0- 0	0- 0	HOME	0- 0	0- 0	0- 0				
0- 0	0- 0	0- 0	AWAY	0- 0	0- 0	0- 0				
0- 0	0- 0	0- 0	NEUTRAL	0- 0	0- 0	0- 0				

RPI 1-25				RPI 26-50				RPI 51-100				Team's RPI: 81				RPI 101+			
RPI	S	Opponent	Score	RPI	S	Opponent	Score	RPI	S	Opponent	Score	RPI	S	Opponent	Score	RPI	S	Opponent	Score
24	H	Minnesota	69 77													110	A	Houston	64 57
																134	H	Providence	57 61
																139	A	Rhode Island	88 64
																190	H	Campbell	76 56
																195	H	Holy Cross	89 63
																197	H	Boston U.	78 51
																238	H	Dartmouth	99 68
																247	N	Rider	112 61
																281	H	Saint Peter's	89 57
																282	H	Bryant	83 46
																287	N	Loyola Maryland	73 47
																305	H	Columbia	74 60
LAST 12 Division I GAMES:																			
238	H	Dartmouth	99 68	247	N	Rider	112 61	134	H	Providence	57 61	110	A	Houston	64 57				
190	H	Campbell	76 56	287	N	Loyola Maryland	73 47	195	H	Holy Cross	89 63	281	H	Saint Peter's	89 57				
197	H	Boston U.	78 51																
24	H	Minnesota	69 77																
282	H	Bryant	83 46																
305	H	Columbia	74 60																

Non-Div I Games:

Boston College

Average RPI	Win:	268	WON-LOST	WINNING	LAST 10	STRENGTH OF	OPP. STRENGTH	TEAM	ADJ.	CONF.	ADJ CONF.
Average RPI	Loss:	122	RECORD	PCT. RANK	GAMES	SCHEDULE	OF SCHEDULE	RPI	RPI	RPI	RPI
DIV. I ONLY		4- 6		211	4-6	135	236	197	197	26	26
DIV. I NON-CONF.		4- 6		213	0- 1	136	233	197	197	26	26
<hr/>											
TOTALS	RPI 1-25		RPI 26-50		W-L RECORDS	RPI 51-100		RPI 101-150		RPI 150+	
4- 6	0- 0		0- 1		OVERALL	0- 3		0- 0		4- 2	
4- 0	0- 0		0- 0		HOME	0- 0		0- 0		4- 0	
0- 6	0- 0		0- 1		AWAY	0- 3		0- 0		0- 2	
0- 0	0- 0		0- 0		NEUTRAL	0- 0		0- 0		0- 0	
4- 6	0- 0		0- 1		NON-CONFERENCE	0- 3		0- 0		4- 2	
4- 0	0- 0		0- 0		HOME	0- 0		0- 0		4- 0	
0- 6	0- 0		0- 1		AWAY	0- 3		0- 0		0- 2	
0- 0	0- 0		0- 0		NEUTRAL	0- 0		0- 0		0- 0	
0- 0	0- 0		0- 0		CONFERENCE	0- 0		0- 0		0- 0	
0- 0	0- 0		0- 0		HOME	0- 0		0- 0		0- 0	
0- 0	0- 0		0- 0		AWAY	0- 0		0- 0		0- 0	
0- 0	0- 0		0- 0		NEUTRAL	0- 0		0- 0		0- 0	

RPI 1-25				RPI 26-50				RPI 51-100				RPI 101+ Team's RPI: 197			
RPI	S	Opponent	Score	RPI	S	Opponent	Score	RPI	S	Opponent	Score	RPI	S	Opponent	Score
				30	A	Northeastern	51 81	81	A	Boston College	51 78	207	A	Massachusetts	55 66
								82	A	Harvard	47 67	213	H	Delaware	72 61
								96	A	Marist	57 68	238	A	Dartmouth	44 64
												265	H	Brown	72 51
												282	H	Bryant	67 65
												311	H	New Hampshire	60 39
<hr/>															
LAST 12 Division I GAMES:															
				81	A	Boston College	51 78	82	A	Harvard	47 67				
				207	A	Massachusetts	55 66	96	A	Marist	57 68				
				238	A	Dartmouth	44 64	265	H	Brown	72 51				
				213	H	Delaware	72 61	30	A	Northeastern	51 81				
				311	H	New Hampshire	60 39								
				282	H	Bryant	67 65								

Non-Div I Games:

Boston U.

Bowling Green

Through Games Of Dec. 30, 2018

Average RPI Win: 305

Average RPI Loss: 93

WON-LOST
RECORDWINNING
PCT. RANKLAST 10
GAMESSTRENGTH OF
SCHEDULEOPP. STRENGTH
OF SCHEDULETEAM
RPIADJ.
RPICONF.
RPIADJ CONF.
RPIDIV. I ONLY
DIV. I NON-CONF.6- 4
6- 4122
1247-3
0- 0201
196284
283152
152152
1529
99
9

TOTALS

RPI 1-25

RPI 26-50

W-L RECORDS

RPI 51-100

RPI 101-150

RPI 150+

6- 4 0- 1
4- 0 0- 0
2- 3 0- 1
0- 1 0- 00- 0
0- 0
0- 0
0- 0OVERALL
HOME
AWAY
NEUTRAL0- 1
0- 0
0- 0
0- 10- 1
0- 0
0- 1
0- 06- 1
4- 0
2- 1
0- 06- 4 0- 1
4- 0 0- 0
2- 3 0- 1
0- 1 0- 00- 0
0- 0
0- 0
0- 0NON-CONFERENCE
HOME
AWAY
NEUTRAL0- 1
0- 0
0- 0
0- 10- 1
0- 0
0- 1
0- 06- 1
4- 0
2- 1
0- 00- 0 0- 0
0- 0 0- 0
0- 0 0- 0
0- 0 0- 00- 0
0- 0
0- 0
0- 0CONFERENCE
HOME
AWAY
NEUTRAL0- 0
0- 0
0- 0
0- 00- 0
0- 0
0- 0
0- 00- 0
0- 0
0- 0
0- 0

RPI 1-25

RPI 26-50

RPI 51-100

RPI 101+

Team's RPI: 152

RPI S Opponent Score
21 A Michigan St. 69 99

RPI S Opponent Score

RPI S Opponent Score
92 N Mercer 63 76RPI S Opponent Score
102 A Xavier 49 65
157 A Coastal Caro. 80 81253 H Loyol a Chi cago 88 74
307 A Val parai so 79 72
308 H Robert Morris 61 60
312 H Marshall 99 76
324 H Detroi t Mercy 79 73
327 A Cani si us 74 53

LAST 12 Division I GAMES:

102 A Xavier 49 65 307 A Val parai so 79 72
92 N Mercer 63 76 324 H Detroi t Mercy 79 73
157 A Coastal Caro. 80 81 327 A Cani si us 74 53
253 H Loyol a Chi cago 88 74 21 A Michigan St. 69 99
308 H Robert Morris 61 60
312 H Marshall 99 76B
o
w
l
i
n
g
G
r
e
e
nB
o
w
l
i
n
g
G
r
e
e
n

Non-Div I Games: Davis & Elkins 63 28

Bowling Green

Loss, Non-Conf, S Site, H Home A Away N Neutral

Average RPI Win: 253

Average RPI Loss: 60

WON-LOST
RECORDWINNING
PCT. RANKLAST 10
GAMESSTRENGTH OF
SCHEDULEOPP. STRENGTH
OF SCHEDULETEAM
RPIADJ.
RPICONF.
RPIADJ CONF.
RPIDIV. I ONLY
DIV. I NON-CONF.9- 1
9- 128
309-1
1- 0341
34087
87138
137138
13714
1414
14

TOTALS

RPI 1-25

RPI 26-50

W-L RECORDS

RPI 51-100

RPI 101-150

RPI 150+

9- 1

0- 0

0- 0

OVERALL

0- 1

0- 0

9- 0

5- 0

0- 0

0- 0

HOME

0- 0

0- 0

5- 0

3- 1

0- 0

0- 0

AWAY

0- 1

0- 0

3- 0

1- 0

0- 0

0- 0

NEUTRAL

0- 0

0- 0

1- 0

9- 1

0- 0

0- 0

NON-CONFERENCE

0- 1

0- 0

9- 0

5- 0

0- 0

0- 0

HOME

0- 0

0- 0

5- 0

3- 1

0- 0

0- 0

AWAY

0- 1

0- 0

3- 0

1- 0

0- 0

0- 0

NEUTRAL

0- 0

0- 0

1- 0

0- 0

0- 0

0- 0

CONFERENCE

0- 0

0- 0

0- 0

0- 0

0- 0

0- 0

HOME

0- 0

0- 0

0- 0

0- 0

0- 0

0- 0

AWAY

0- 0

0- 0

0- 0

0- 0

0- 0

0- 0

NEUTRAL

0- 0

0- 0

0- 0

RPI 1-25

RPI 26-50

RPI 51-100

RPI 101+

Team's RPI: 138

RPI S Opponent Score

RPI S Opponent Score

RPI S Opponent Score

RPI S Opponent Score

60 A Purdue 61 74

198 H Eastern Ill. 67 64

213 N Delaware 59 47

216 H Southeast Mo. St. 85 79

224 A Cleveland St. 67 65

244 H Western Ill. 82 68

245 H Oakland 73 64

296 A Omaha 80 60

314 A Fla. Atlantic 80 59

331 H Chicago St. 89 59

LAST 12 Division I GAMES:

244 H Western Ill. 82 68 314 A Fla. Atlantic 80 59

245 H Oakland 73 64 331 H Chicago St. 89 59

198 H Eastern Ill. 67 64 60 A Purdue 61 74

213 N Delaware 59 47 224 A Cleveland St. 67 65

216 H Southeast Mo. St. 85 79 296 A Omaha 80 60

Bradley

Bradley

Non-Div I Games:

Rockhurst

83 40

Bradley

Average RPI Win:	276	WON-LOST	WINNING	LAST 10	STRENGTH OF	OPP. STRENGTH	TEAM	ADJ.	CONF.	ADJ CONF.
Average RPI Loss:	153	RECORD	PCT. RANK	GAMES	SCHEDULE	OF SCHEDULE	RPI	RPI	RPI	RPI
DIV. I ONLY	6- 6	161	6-4	332	154	265	265	12	12	
DIV. I NON-CONF.	6- 6	160	0- 1	331	155	265	265	12	12	

TOTALS	RPI 1-25	RPI 26-50	W-L RECORDS	RPI 51-100	RPI 101-150	RPI 150+				
6- 6	0- 0	0- 1	OVERALL	0- 1	0- 1	6- 3				
3- 2	0- 0	0- 1	HOME	0- 0	0- 0	3- 1				
2- 4	0- 0	0- 0	AWAY	0- 1	0- 1	2- 2				
1- 0	0- 0	0- 0	NEUTRAL	0- 0	0- 0	1- 0				
6- 6	0- 0	0- 1	NON-CONFERENCE	0- 1	0- 1	6- 3				
3- 2	0- 0	0- 1	HOME	0- 0	0- 0	3- 1				
2- 4	0- 0	0- 0	AWAY	0- 1	0- 1	2- 2				
1- 0	0- 0	0- 0	NEUTRAL	0- 0	0- 0	1- 0				
0- 0	0- 0	0- 0	CONFERENCE	0- 0	0- 0	0- 0				
0- 0	0- 0	0- 0	HOME	0- 0	0- 0	0- 0				
0- 0	0- 0	0- 0	AWAY	0- 0	0- 0	0- 0				
0- 0	0- 0	0- 0	NEUTRAL	0- 0	0- 0	0- 0				

RPI 1-25				RPI 26-50				RPI 51-100				RPI 101+ Team's RPI: 265			
RPI	S	Opponent	Score	RPI	S	Opponent	Score	RPI	S	Opponent	Score	RPI	S	Opponent	Score
				39	H	Bucknell I	78 91	55	A	Maine	96 102	139	A	Rhode Island	67 72
												195	A	Holy Cross	89 85
												197	A	Boston U.	51 72
												207	H	Massachusetts	61 90
												263	H	Central Conn. St.	68 63
												276	H	Fairfield	68 49
												282	A	Bryant	57 75
												282	N	Bryant	84 68
												311	H	New Hampshire	76 70
												331	A	Chicago St.	90 65
LAST 12 Division I GAMES:															
139	A	Rhode Island	67 72	331	A	Chicago St.	90 65								
195	A	Holy Cross	89 85	55	A	Maine	96 102								
311	H	New Hampshire	76 70	282	N	Bryant	84 68								
197	A	Boston U.	51 72	39	H	Bucknell I	78 91								
282	A	Bryant	57 75	207	H	Massachusetts	61 90								
263	H	Central Conn. St.	68 63	276	H	Fairfield	68 49								

Non-Div I Games: Johnson & Wales (RI) 78 46

Brown

Average RPI Win: **277**
 Average RPI Loss: **171**

WON-LOST
RECORD

WINNING
PCT. RANK

LAST 10
GAMES

STRENGTH OF
SCHEDULE

OPP. STRENGTH
OF SCHEDULE

TEAM
RPI

ADJ.
RPI

CONF.
RPI

ADJ CONF.
RPI

DIV. I ONLY	2- 9	300	1-9	162	288	282	282	31	31
DIV. I NON-CONF.	2- 9	297	0- 1	164	287	283	283	31	31

TOTALS	RPI 1-25	RPI 26-50	W-L RECORDS	RPI 51-100	RPI 101-150	RPI 150+			
2- 9	0- 0	0- 0	OVERALL	0- 2	0- 2	2- 5			
1- 2	0- 0	0- 0	HOME	0- 1	0- 0	1- 1			
1- 5	0- 0	0- 0	AWAY	0- 1	0- 1	1- 3			
0- 2	0- 0	0- 0	NEUTRAL	0- 0	0- 1	0- 1			
2- 9	0- 0	0- 0	NON-CONFERENCE	0- 2	0- 2	2- 5			
1- 2	0- 0	0- 0	HOME	0- 1	0- 0	1- 1			
1- 5	0- 0	0- 0	AWAY	0- 1	0- 1	1- 3			
0- 2	0- 0	0- 0	NEUTRAL	0- 0	0- 1	0- 1			
0- 0	0- 0	0- 0	CONFERENCE	0- 0	0- 0	0- 0			
0- 0	0- 0	0- 0	HOME	0- 0	0- 0	0- 0			
0- 0	0- 0	0- 0	AWAY	0- 0	0- 0	0- 0			
0- 0	0- 0	0- 0	NEUTRAL	0- 0	0- 0	0- 0			

RPI 1-25				RPI 26-50				RPI 51-100				RPI 101+ Team's RPI: 282			
RPI	S	Opponent	Score	RPI	S	Opponent	Score	RPI	S	Opponent	Score	RPI	S	Opponent	Score
								55	H	Maine	57 74	116	A	Hartford	57 67
								81	A	Boston College	46 83	134	N	Providence	64 72
												188	A	West Virginia	48 94
												195	H	Holy Cross	62 81
												197	A	Boston U.	65 67
												265	H	Brown	75 57
												265	N	Brown	68 84
												288	A	UMass Lowell	58 57
												311	A	New Hampshire	74 79

LAST 12 Division I GAMES:															
134	N	Providence	64 72	195	H	Holy Cross	62 81								
188	A	West Virginia	48 94	116	A	Hartford	57 67								
55	H	Maine	57 74	81	A	Boston College	46 83								
265	H	Brown	75 57	265	N	Brown	68 84								
288	A	UMass Lowell	58 57	311	A	New Hampshire	74 79								
				197	A	Boston U.	65 67								

B
r
y
a
n
tB
r
y
a
n
t

Non-Div I Games:

Bryant

Average RPI	Win: 215	WON-LOST	WINNING	LAST 10	STRENGTH OF	OPP. STRENGTH	TEAM	ADJ.	CONF.	ADJ CONF.
Average RPI	Loss: 59	RECORD	PCT. RANK	GAMES	SCHEDULE	OF SCHEDULE	RPI	RPI	RPI	RPI
DIV. I ONLY	9- 3	59	7-3	137	112	39	39	26	26	
DIV. I NON-CONF.	9- 3	62	0- 1	138	111	39	39	26	26	

TOTALS	RPI 1-25	RPI 26-50	W-L RECORDS	RPI 51-100	RPI 101-150	RPI 150+				
9- 3	0- 2	0- 0	OVERALL	1- 0	1- 0	7- 1				
4- 0	0- 0	0- 0	HOME	1- 0	1- 0	2- 0				
3- 3	0- 2	0- 0	AWAY	0- 0	0- 0	3- 1				
2- 0	0- 0	0- 0	NEUTRAL	0- 0	0- 0	2- 0				
9- 3	0- 2	0- 0	NON-CONFERENCE	1- 0	1- 0	7- 1				
4- 0	0- 0	0- 0	HOME	1- 0	1- 0	2- 0				
3- 3	0- 2	0- 0	AWAY	0- 0	0- 0	3- 1				
2- 0	0- 0	0- 0	NEUTRAL	0- 0	0- 0	2- 0				
0- 0	0- 0	0- 0	CONFERENCE	0- 0	0- 0	0- 0				
0- 0	0- 0	0- 0	HOME	0- 0	0- 0	0- 0				
0- 0	0- 0	0- 0	AWAY	0- 0	0- 0	0- 0				
0- 0	0- 0	0- 0	NEUTRAL	0- 0	0- 0	0- 0				

RPI	S	Opponent	Score	RPI	S	Opponent	Score	Team's RPI: 39	RPI	S	Opponent	Score	RPI	S	Opponent	Score
5	A	Syracuse	56 70						67	H	Quinnipiac	75 58	126	H	Youngstown St.	73 68
6	A	Iowa St.	61 86										166	A	Drexel	42 64
													207	N	Massachusetts	77 58
													236	A	St. Bonaventure	77 46
													246	A	Monmouth	70 32
													247	H	Rider	80 59
													261	H	Iona	81 43
													265	A	Brown	91 78
													276	N	Fairfield	77 54

LAST 12 Division I GAMES:																
6	A	Iowa St.	61 86	247	H	Rider	80 59		67	H	Quinnipiac	75 58	261	H	Iona	81 43
126	H	Youngstown St.	73 68	236	A	St. Bonaventure	77 46		246	A	Monmouth	70 32	265	A	Brown	91 78
5	A	Syracuse	56 70	276	N	Fairfield	77 54		207	N	Massachusetts	77 58				
166	A	Drexel	42 64													
246	A	Monmouth	70 32													

Non-Div I Games:

Bucknell I

Average RPI Win: 218

Average RPI Loss: 23

WON-LOST
RECORDWINNING
PCT. RANKLAST 10
GAMESSTRENGTH OF
SCHEDULEOPP. STRENGTH
OF SCHEDULETEAM
RPIADJ.
RPICONF.
RPIADJ CONF.
RPIDIV. I ONLY
DIV. I NON-CONF.8- 3
8- 370
727-3
1- 0194
18936
3763
6463
649
99
9

TOTALS

RPI 1-25

RPI 26-50

W-L RECORDS

RPI 51-100

RPI 101-150

RPI 150+

8- 3
2- 1
4- 2
2- 00- 2
0- 1
0- 1
0- 01- 0
0- 0
0- 0
1- 0OVERALL
HOME
AWAY
NEUTRAL0- 1
0- 0
0- 1
0- 01- 0
0- 0
0- 0
1- 06- 0
2- 0
4- 0
0- 08- 3
2- 1
4- 2
2- 00- 2
0- 1
0- 1
0- 01- 0
0- 0
0- 0
1- 0NON-CONFERENCE
HOME
AWAY
NEUTRAL0- 1
0- 0
0- 1
0- 01- 0
0- 0
0- 0
1- 06- 0
2- 0
4- 0
0- 00- 0
0- 0
0- 0
0- 00- 0
0- 0
0- 0
0- 00- 0
0- 0
0- 0
0- 0CONFERENCE
HOME
AWAY
NEUTRAL0- 0
0- 0
0- 0
0- 00- 0
0- 0
0- 0
0- 00- 0
0- 0
0- 0
0- 0

RPI 1-25

RPI 26-50

RPI 51-100

Team's RPI: 63

RPI 101+

RPI	S	Opponent	Score
3	A	Oregon	82 102
4	H	Stanford	55 62

RPI	S	Opponent	Score
33	N	South Dakota St.	61 55

RPI	S	Opponent	Score
61	A	Dayton	59 72

RPI	S	Opponent	Score
109	N	Georgetown	73 64
236	H	St. Bonaventure	90 43
238	A	Dartmouth	75 69
263	A	Central Conn. St.	82 69
264	A	UMES	69 63
271	H	Niagara	88 61
327	A	Canisius	84 66

LAST 12 Division I GAMES:

236	H	St. Bonaventure	90 43
4	H	Stanford	55 62
3	A	Oregon	82 102
271	H	Niagara	88 61
264	A	UMES	69 63

238	A	Dartmouth	75 69
61	A	Dayton	59 72
327	A	Canisius	84 66
263	A	Central Conn. St.	82 69
33	N	South Dakota St.	61 55
109	N	Georgetown	73 64

Buffalo

Buffalo

Non-Div I Games:

Buffalo

■ Loss,
 ■ Non-Conf,
 S Site,
 ■ Home
 ■ Away
 N Neutral

Average RPI Win: 195

Average RPI Loss: 14

WON-LOST
RECORDWINNING
PCT. RANKLAST 10
GAMESSTRENGTH OF
SCHEDULEOPP. STRENGTH
OF SCHEDULETEAM
RPIADJ.
RPICONF.
RPIADJ CONF.
RPIDIV. I ONLY
DIV. I NON-CONF.11- 1
10- 116
199-1
0- 0111
141184
20519
2419
244
44
4

TOTALS

RPI 1-25

RPI 26-50

W-L RECORDS

RPI 51-100

RPI 101-150

RPI 150+

11- 1

0- 1

1- 0

OVERALL

0- 0

1- 0

9- 0

7- 0

0- 0

0- 0

HOME

0- 0

0- 0

7- 0

2- 1

0- 1

1- 0

AWAY

0- 0

0- 0

1- 0

2- 0

0- 0

0- 0

NEUTRAL

0- 0

1- 0

1- 0

10- 1

0- 1

0- 0

NON-CONFERENCE

0- 0

1- 0

9- 0

7- 0

0- 0

0- 0

HOME

0- 0

0- 0

7- 0

1- 1

0- 1

0- 0

AWAY

0- 0

0- 0

1- 0

2- 0

0- 0

0- 0

NEUTRAL

0- 0

1- 0

1- 0

1- 0

0- 0

1- 0

CONFERENCE

0- 0

0- 0

0- 0

0- 0

0- 0

0- 0

HOME

0- 0

0- 0

0- 0

1- 0

0- 0

1- 0

AWAY

0- 0

0- 0

0- 0

0- 0

0- 0

0- 0

NEUTRAL

0- 0

0- 0

0- 0

RPI 1-25

Team's RPI: 19

RPI 26-50

RPI 51-100

RPI 101+

RPI	S	Opponent	Score
14	A	Indiana	46 66

RPI	S	Opponent	Score
36	A	Villanova	63 55

RPI	S	Opponent	Score

RPI	S	Opponent	Score
115	N	Ohio St.	66 53
170	H	Indiana St.	72 49
194	H	Illinois St.	58 56
198	H	Eastern Ill.	72 37
205	A	Akron	63 47
221	N	Eastern Mich.	73 63
230	H	Ball St.	64 47
244	H	Western Ill.	92 51
249	H	Murray St.	86 65
288	H	UMass Lowell	89 36

LAST 12 Division I GAMES:

36	A	Villanova	63 55	170	H	Indiana St.	72 49
221	N	Eastern Mich.	73 63	205	A	Akron	63 47
115	N	Ohio St.	66 53	14	A	Indiana	46 66
244	H	Western Ill.	92 51	230	H	Ball St.	64 47
249	H	Murray St.	86 65	194	H	Illinois St.	58 56
198	H	Eastern Ill.	72 37	288	H	UMass Lowell	89 36

Butler

Butler

Non-Div I Games:

Butler

Loss,
 Non-Conf,
 S Site,
 H Home
 A Away
 N Neutral

Average RPI Win:	190	WON-LOST	WINNING	LAST 10	STRENGTH OF	OPP. STRENGTH	TEAM	ADJ.	CONF.	ADJ CONF.
Average RPI Loss:	226	RECORD	PCT. RANK	GAMES	SCHEDULE	OF SCHEDULE	RPI	RPI	RPI	RPI

DIV. I ONLY	2- 8	292	2-8	267	287	299	299	30	30
DIV. I NON-CONF.	2- 8	290	0- 1	265	286	299	299	30	30

TOTALS	RPI 1-25	RPI 26-50	W-L RECORDS	RPI 51-100	RPI 101-150	RPI 150+			
2- 8	0- 0	0- 0	OVERALL	1- 1	0- 1	1- 6			
1- 0	0- 0	0- 0	HOME	1- 0	0- 0	0- 0			
1- 8	0- 0	0- 0	AWAY	0- 1	0- 1	1- 6			
0- 0	0- 0	0- 0	NEUTRAL	0- 0	0- 0	0- 0			
2- 8	0- 0	0- 0	NON-CONFERENCE	1- 1	0- 1	1- 6			
1- 0	0- 0	0- 0	HOME	1- 0	0- 0	0- 0			
1- 8	0- 0	0- 0	AWAY	0- 1	0- 1	1- 6			
0- 0	0- 0	0- 0	NEUTRAL	0- 0	0- 0	0- 0			
0- 0	0- 0	0- 0	CONFERENCE	0- 0	0- 0	0- 0			
0- 0	0- 0	0- 0	HOME	0- 0	0- 0	0- 0			
0- 0	0- 0	0- 0	AWAY	0- 0	0- 0	0- 0			
0- 0	0- 0	0- 0	NEUTRAL	0- 0	0- 0	0- 0			

RPI 1-25				RPI 26-50				RPI 51-100				RPI 101+ Team's RPI: 299			
RPI	S	Opponent	Score	RPI	S	Opponent	Score	RPI	S	Opponent	Score	RPI	S	Opponent	Score
								59	A	Oregon St.	52 92	122	A	UC Irvine	78 85
								80	H	Wright St.	76 74	219	A	Cal St. Fullerton	56 64
												251	A	SMU	43 49
												257	A	North Texas	59 71
												289	A	San Jose St.	72 82
												296	A	Omaha	46 53
												300	A	UC Santa Barbara	56 48
												318	A	UTEP	47 53

LAST 12 Division I GAMES:															
								59	A	Oregon St.	52 92	296	A	Omaha	46 53
								257	A	North Texas	59 71	219	A	Cal St. Fullerton	56 64
								251	A	SMU	43 49	122	A	UC Irvine	78 85
								80	H	Wright St.	76 74	289	A	San Jose St.	72 82
												318	A	UTEP	47 53
												300	A	UC Santa Barbara	56 48

Non-Div I Games: Whittier 74 46 Westcliff 91 37

Average RPI	Win:	222	WON-LOST	WINNING	LAST 10	STRENGTH OF	OPP. STRENGTH	TEAM	ADJ.	CONF.	ADJ CONF.
Average RPI	Loss:	57	RECORD	PCT. RANK	GAMES	SCHEDULE	OF SCHEDULE	RPI	RPI	RPI	RPI
DIV. I ONLY		6- 8		197	5-5	107	50	142	142	21	21
DIV. I NON-CONF.		6- 8		200	0- 1	105	51	142	142	21	21

TOTALS	RPI 1-25		RPI 26-50		W-L RECORDS	RPI 51-100		RPI 101-150		RPI 150+	
6- 8	0- 3		0- 1		OVERALL	0- 3		1- 1		5- 0	
4- 2	0- 0		0- 0		HOME	0- 1		1- 1		3- 0	
2- 6	0- 3		0- 1		AWAY	0- 2		0- 0		2- 0	
0- 0	0- 0		0- 0		NEUTRAL	0- 0		0- 0		0- 0	
6- 8	0- 3		0- 1		NON-CONFERENCE	0- 3		1- 1		5- 0	
4- 2	0- 0		0- 0		HOME	0- 1		1- 1		3- 0	
2- 6	0- 3		0- 1		AWAY	0- 2		0- 0		2- 0	
0- 0	0- 0		0- 0		NEUTRAL	0- 0		0- 0		0- 0	
0- 0	0- 0		0- 0		CONFERENCE	0- 0		0- 0		0- 0	
0- 0	0- 0		0- 0		HOME	0- 0		0- 0		0- 0	
0- 0	0- 0		0- 0		AWAY	0- 0		0- 0		0- 0	
0- 0	0- 0		0- 0		NEUTRAL	0- 0		0- 0		0- 0	

RPI	S	Opponent	Score	RPI	S	Opponent	Score	RPI	S	Opponent	Score	RPI	S	Opponent	Score	Team's RPI: 142
4	A	Stanford	43 69	50	A	Southern Cal i forn i a	42 58	73	A	Bo i se St.	63 74	103	H	Washington St.	65 52	
10	A	Drake	63 73					82	H	Harvard	55 75	130	H	Loyol a Marymount	53 72	
13	A	Cal i forn i a	42 67					93	A	I daho	73 88	163	A	Santa Clara	53 38	
												209	H	San Diego St.	77 74	
												269	H	Cal i forn i a Bapt i st	73 67	
												289	H	San Jose St.	76 40	
												296	A	Omaha	64 52	

LAST 12 Div i s i on I GAMES:																
82	H	Harvard	55 75	130	H	Loyol a Marymount	53 72									
4	A	Stanford	43 69	13	A	Cal i forn i a	42 67									
289	H	San Jose St.	76 40	163	A	Santa Clara	53 38									
50	A	Southern Cal i forn i a	42 58	269	H	Cal i forn i a Bapt i st	73 67									
209	H	San Diego St.	77 74	103	H	Washington St.	65 52									
296	A	Omaha	64 52	10	A	Drake	63 73									

Non-Div I Games:

CSUN

C
a
l
P
o
l
y

Through Games Of Dec. 30, 2018											
Average RPI Win: 272		WON-LOST RECORD		WINNING PCT. RANK		LAST 10 GAMES		STRENGTH OF SCHEDULE		OPP. STRENGTH OF SCHEDULE	
Average RPI Loss: 132										TEAM RPI	
ADJ. RPI		CONF. RPI		ADJ. CONF. RPI							
DIV. I ONLY		2- 8		292		2-8		249		103	
DIV. I NON-CONF.		2- 8		290		0- 1		246		103	
TOTALS		RPI 1-25		RPI 26-50		W-L RECORDS		RPI 51-100		RPI 101-150	
RPI 150+											
2- 8		0- 0		0- 2		OVERALL		0- 1		0- 1	
1- 3		0- 0		0- 1		HOME		0- 0		0- 0	
1- 4		0- 0		0- 1		AWAY		0- 1		0- 1	
0- 1		0- 0		0- 0		NEUTRAL		0- 0		0- 0	
2- 8		0- 0		0- 2		NON-CONFERENCE		0- 1		0- 1	
1- 3		0- 0		0- 1		HOME		0- 0		0- 0	
1- 4		0- 0		0- 1		AWAY		0- 1		0- 1	
0- 1		0- 0		0- 0		NEUTRAL		0- 0		0- 0	
0- 0		0- 0		0- 0		CONFERENCE		0- 0		0- 0	
0- 0		0- 0		0- 0		HOME		0- 0		0- 0	
0- 0		0- 0		0- 0		AWAY		0- 0		0- 0	
0- 0		0- 0		0- 0		NEUTRAL		0- 0		0- 0	

RPI 1-25				RPI 26-50				RPI 51-100				RPI 101+ Team's RPI: 294			
RPI	S	Opponent	Score	RPI	S	Opponent	Score	RPI	S	Opponent	Score	RPI	S	Opponent	Score
				37	A	UCLA	35 81					106	A	Fresno St.	58 76
				43	H	Saint Mary's (CA)	51 69					172	H	Illinois	51 74
												193	H	Pepperdine	63 70
												211	A	Sacramento St.	85 88
												233	H	Eastern Wash.	59 55
												235	N	San Francisco	62 65
												310	A	Seattle U	60 50
LAST 12 Division I GAMES:															
				37	A	UCLA	35 81					172	H	Illinois	51 74
				310	A	Seattle U	60 50					235	N	San Francisco	62 65
				43	H	Saint Mary's (CA)	51 69					106	A	Fresno St.	58 76
				233	H	Eastern Wash.	59 55					211	A	Sacramento St.	85 88
				193	H	Pepperdine	63 70					59	A	Oregon St.	54 79

C
a
l
P
o
l
y

Non-Div I Games: Academy of Art 87 65

Cal Poly

Average RPI Win: 284		WON-LOST RECORD	WINNING PCT. RANK	LAST 10 GAMES	STRENGTH OF SCHEDULE	OPP. STRENGTH OF SCHEDULE	TEAM RPI	ADJ. RPI	CONF. RPI	ADJ. CONF. RPI
Average RPI Loss: 139										
DIV. I ONLY		7- 5	128	6-4	303	221	219	219	21	21
DIV. I NON-CONF.		7- 5	131	1- 0	304	220	219	219	21	21
TOTALS		RPI 1-25	RPI 26-50	W-L RECORDS	RPI 51-100	RPI 101-150	RPI 150+			
7- 5	0- 0		0- 0	OVERALL	0- 1	0- 2	7- 2			
3- 3	0- 0		0- 0	HOME	0- 1	0- 0	3- 2			
4- 2	0- 0		0- 0	AWAY	0- 0	0- 2	4- 0			
0- 0	0- 0		0- 0	NEUTRAL	0- 0	0- 0	0- 0			
7- 5	0- 0		0- 0	NON-CONFERENCE	0- 1	0- 2	7- 2			
3- 3	0- 0		0- 0	HOME	0- 1	0- 0	3- 2			
4- 2	0- 0		0- 0	AWAY	0- 0	0- 2	4- 0			
0- 0	0- 0		0- 0	NEUTRAL	0- 0	0- 0	0- 0			
0- 0	0- 0		0- 0	CONFERENCE	0- 0	0- 0	0- 0			
0- 0	0- 0		0- 0	HOME	0- 0	0- 0	0- 0			
0- 0	0- 0		0- 0	AWAY	0- 0	0- 0	0- 0			
0- 0	0- 0		0- 0	NEUTRAL	0- 0	0- 0	0- 0			

RPI 1-25				RPI 26-50				RPI 51-100				RPI 101+				Team's RPI : 219	
RPI	S	Opponent	Score	RPI	S	Opponent	Score	RPI	S	Opponent	Score	RPI	S	Opponent	Score		
								85	H	Paci fi c	64	72	118	A	Portland	74	83
													120	A	Washington	74	83
													163	H	Santa Clara	60	64
													209	H	San Diego St.	72	83
													238	H	Dartmouth	67	62
													269	A	Cal i forni a Baptist	79	65
													281	A	Saint Peter's	69	45
													286	H	Utah Valley	56	55
													299	H	CSU Bakersfi el d	64	56
													305	A	Col umbi a	61	58
													310	A	Seattle U	57	54
LAST 12 Division I GAMES:																	
								85	H	Paci fi c	64	72	286	H	Utah Valley	56	55
								281	A	Saint Peter's	69	45	163	H	Santa Clara	60	64
								305	A	Col umbi a	61	58	209	H	San Diego St.	72	83
								299	H	CSU Bakersfi el d	64	56	269	A	Cal i forni a Baptist	79	65
								238	H	Dartmouth	67	62	120	A	Washington	74	83
								118	A	Portland	74	83	310	A	Seattle U	57	54

Non-Div I Games:	Antelope Valley	77	65
------------------	-----------------	----	----

Cal St. Fullerton

■ Loss, ■ Non-Conf, S Site, H Home A Away N Neutral

Average RPI	Win:	124	WON-LOST	WINNING	LAST 10	STRENGTH OF	OPP. STRENGTH	TEAM	ADJ.	CONF.	ADJ CONF.
Average RPI	Loss:	42	RECORD	PCT. RANK	GAMES	SCHEDULE	OF SCHEDULE	RPI	RPI	RPI	RPI
DIV. I ONLY		9- 2		43	8-2	21	68	13	13	2	2
DIV. I NON-CONF.		9- 2		43	0- 1	23	63	14	14	2	2

TOTALS	RPI 1-25		RPI 26-50		W-L RECORDS	RPI 51-100		RPI 101-150		RPI 150+	
9- 2	0- 1		2- 0		OVERALL	2- 1		3- 0		2- 0	
3- 2	0- 1		0- 0		HOME	0- 1		2- 0		1- 0	
4- 0	0- 0		2- 0		AWAY	0- 0		1- 0		1- 0	
2- 0	0- 0		0- 0		NEUTRAL	2- 0		0- 0		0- 0	
9- 2	0- 1		2- 0		NON-CONFERENCE	2- 1		3- 0		2- 0	
3- 2	0- 1		0- 0		HOME	0- 1		2- 0		1- 0	
4- 0	0- 0		2- 0		AWAY	0- 0		1- 0		1- 0	
2- 0	0- 0		0- 0		NEUTRAL	2- 0		0- 0		0- 0	
0- 0	0- 0		0- 0		CONFERENCE	0- 0		0- 0		0- 0	
0- 0	0- 0		0- 0		HOME	0- 0		0- 0		0- 0	
0- 0	0- 0		0- 0		AWAY	0- 0		0- 0		0- 0	
0- 0	0- 0		0- 0		NEUTRAL	0- 0		0- 0		0- 0	

RPI	S	Opponent	Score	RPI	S	Opponent	Score	RPI	S	Opponent	Score	RPI	S	Opponent	Score
2	H	UConn	66 76	43	A	Saint Mary's (CA)	81 78	66	N	Tulane	65 57	104	A	Penn St.	75 58
				48	A	BYU	70 52	82	H	Harvard	79 85	110	H	Houston	80 79
								85	N	Pacific	81 69	142	H	CSUN	67 42
												214	A	San Diego	70 53
												300	H	UC Santa Barbara	69 45

LAST 12 Division I GAMES:															
2	H	UConn	66 76	82	H	Harvard	79 85	66	N	Pacific	81 69	104	A	Penn St.	75 58
300	H	UC Santa Barbara	69 45	48	A	BYU	70 52	110	H	Houston	80 79				
43	A	Saint Mary's (CA)	81 78												
142	H	CSUN	67 42												
214	A	San Diego	70 53												
66	N	Tulane	65 57												

Non-Div I Games:

Cal i forni a

Average RPI Win:	242	WON-LOST	WINNING	LAST 10	STRENGTH OF	OPP. STRENGTH	TEAM	ADJ.	CONF.	ADJ CONF.
Average RPI Loss:	149	RECORD	PCT. RANK	GAMES	SCHEDULE	OF SCHEDULE	RPI	RPI	RPI	RPI

DIV. I ONLY	3- 6	242	5-5	295	116	269	269	30	30
DIV. I NON-CONF.	3- 6	241	1- 0	295	115	269	269	30	30

TOTALS	RPI 1-25	RPI 26-50	W-L RECORDS	RPI 51-100	RPI 101-150	RPI 150+			
3- 6	0- 0	0- 1	OVERALL	0- 0	0- 2	3- 3			
1- 2	0- 0	0- 0	HOME	0- 0	0- 1	1- 1			
2- 3	0- 0	0- 0	AWAY	0- 0	0- 1	2- 2			
0- 1	0- 0	0- 1	NEUTRAL	0- 0	0- 0	0- 0			
3- 6	0- 0	0- 1	NON-CONFERENCE	0- 0	0- 2	3- 3			
1- 2	0- 0	0- 0	HOME	0- 0	0- 1	1- 1			
2- 3	0- 0	0- 0	AWAY	0- 0	0- 1	2- 2			
0- 1	0- 0	0- 1	NEUTRAL	0- 0	0- 0	0- 0			
0- 0	0- 0	0- 0	CONFERENCE	0- 0	0- 0	0- 0			
0- 0	0- 0	0- 0	HOME	0- 0	0- 0	0- 0			
0- 0	0- 0	0- 0	AWAY	0- 0	0- 0	0- 0			
0- 0	0- 0	0- 0	NEUTRAL	0- 0	0- 0	0- 0			

RPI 1-25				RPI 26-50				RPI 51-100				RPI 101+ Team's RPI: 269			
RPI	S	Opponent	Score	RPI	S	Opponent	Score	RPI	S	Opponent	Score	RPI	S	Opponent	Score
				48	N	BYU	69 76					111	H	Idaho St.	57 72
												142	A	CSUN	67 73
												167	A	Northern Ariz.	88 91
												184	H	UC Riverside	65 57
												209	A	San Diego St.	67 83
												219	H	Cal St. Fullerton	65 79
												241	A	Long Beach St.	85 83
												300	A	UC Santa Barbara	76 64
LAST 12 Division I GAMES:															
				142	A	CSUN	67 73	300	A	UC Santa Barbara	76 64				
				48	N	BYU	69 76	184	H	UC Riverside	65 57				
				209	A	San Diego St.	67 83	111	H	Idaho St.	57 72				
				167	A	Northern Ariz.	88 91								
				219	H	Cal St. Fullerton	65 79								
				241	A	Long Beach St.	85 83								

Non-Div I Games: La Sierra 91 44 Notre Dame de Namur 80 47 Fresno Pacific 93 71

Average RPI Win: 306
Average RPI Loss: 106

WON-LOST
RECORD

WINNING
PCT. RANK

LAST 10
GAMES

STRENGTH OF
SCHEDULE

OPP. STRENGTH
OF SCHEDULE

TEAM
RPI

ADJ.
RPI

CONF.
RPI

ADJ CONF.
RPI

DIV. I ONLY	6- 3	92	8-2	290	274	190	190	29	29
DIV. I NON-CONF.	6- 3	91	1- 0	289	272	191	191	29	29
<hr/>									
TOTALS	RPI 1-25	RPI 26-50	W-L RECORDS	RPI 51-100	RPI 101-150	RPI 150+			
6- 3	0- 0	0- 1	OVERALL	0- 1	0- 0	6- 1			
2- 2	0- 0	0- 1	HOME	0- 0	0- 0	2- 1			
3- 1	0- 0	0- 0	AWAY	0- 1	0- 0	3- 0			
1- 0	0- 0	0- 0	NEUTRAL	0- 0	0- 0	1- 0			
6- 3	0- 0	0- 1	NON-CONFERENCE	0- 1	0- 0	6- 1			
2- 2	0- 0	0- 1	HOME	0- 0	0- 0	2- 1			
3- 1	0- 0	0- 0	AWAY	0- 1	0- 0	3- 0			
1- 0	0- 0	0- 0	NEUTRAL	0- 0	0- 0	1- 0			
0- 0	0- 0	0- 0	CONFERENCE	0- 0	0- 0	0- 0			
0- 0	0- 0	0- 0	HOME	0- 0	0- 0	0- 0			
0- 0	0- 0	0- 0	AWAY	0- 0	0- 0	0- 0			
0- 0	0- 0	0- 0	NEUTRAL	0- 0	0- 0	0- 0			

RPI 1-25				RPI 26-50				RPI 51-100				RPI 101+ Team's RPI: 190			
RPI	S	Opponent	Score	RPI	S	Opponent	Score	RPI	S	Opponent	Score	RPI	S	Opponent	Score
				31	H	Old Domini on	59 83	81	A	Boston Colle ge	56 76	206	H	Howard	64 69
												274	H	UNC Greensboro	53 49
												285	A	Norfol k St.	57 49
												296	N	Omaha	65 52
												306	A	Western Caro.	63 37
												336	A	FIU	59 54
												339	H	Col. of Charleston	66 65
<hr/>															
LAST 12 Division I GAMES:															
				285	A	Norfol k St.	57 49	336	A	FIU	59 54				
				339	H	Col. of Charleston	66 65	81	A	Boston Colle ge	56 76				
				306	A	Western Caro.	63 37	206	H	Howard	64 69				
				31	H	Old Domini on	59 83	274	H	UNC Greensboro	53 49				
								296	N	Omaha	65 52				

Non-Div I Games: William Peace 65 36 Columbi a (SC) 93 46

Campbel I

Average RPI Win:	300	WON-LOST	WINNING	LAST 10	STRENGTH OF	OPP. STRENGTH	TEAM	ADJ.	CONF.	ADJ CONF.
Average RPI Loss:	199	RECORD	PCT. RANK	GAMES	SCHEDULE	OF SCHEDULE	RPI	RPI	RPI	RPI
DIV. I ONLY	2- 9	300	2-8	250	326	327	327	28	28	
DIV. I NON-CONF.	2- 9	297	1- 0	247	324	329	329	28	28	

TOTALS	RPI 1-25	RPI 26-50	W-L RECORDS	RPI 51-100	RPI 101-150	RPI 150+				
2- 9	0- 0	0- 0	OVERALL	0- 1	0- 2	2- 6				
1- 5	0- 0	0- 0	HOME	0- 1	0- 2	1- 2				
1- 4	0- 0	0- 0	AWAY	0- 0	0- 0	1- 4				
0- 0	0- 0	0- 0	NEUTRAL	0- 0	0- 0	0- 0				
2- 9	0- 0	0- 0	NON-CONFERENCE	0- 1	0- 2	2- 6				
1- 5	0- 0	0- 0	HOME	0- 1	0- 2	1- 2				
1- 4	0- 0	0- 0	AWAY	0- 0	0- 0	1- 4				
0- 0	0- 0	0- 0	NEUTRAL	0- 0	0- 0	0- 0				
0- 0	0- 0	0- 0	CONFERENCE	0- 0	0- 0	0- 0				
0- 0	0- 0	0- 0	HOME	0- 0	0- 0	0- 0				
0- 0	0- 0	0- 0	AWAY	0- 0	0- 0	0- 0				
0- 0	0- 0	0- 0	NEUTRAL	0- 0	0- 0	0- 0				

RPI 1-25				RPI 26-50				RPI 51-100				RPI 101+ Team's RPI : 327					
RPI	S	Opponent	Score	RPI	S	Opponent	Score	RPI	S	Opponent	Score	RPI	S	Opponent	Score		
								63	H	Buffal o	66	84	126	H	Youngstown St.	36	62
													133	H	Mi ami (OH)	59	62
													152	H	Bowl ing Green	53	74
													205	A	Akron	53	62
													236	A	St. Bonaventure	94	100
													245	A	Oakl and	60	71
													297	H	Vermont	67	46
													303	A	Al bany (NY)	48	42
													309	H	UTRGV	53	57
													321	A	Col gate	53	67
LAST 12 Division I GAMES:																	
297	H	Vermont	67	46	152	H	Bowl ing Green	53	74	63	H	Buffal o	66	84			
205	A	Akron	53	62	126	H	Youngstown St.	36	62	303	A	Al bany (NY)	48	42			
309	H	UTRGV	53	57	245	A	Oakl and	60	71	321	A	Col gate	53	67			
236	A	St. Bonaventure	94	100													
133	H	Mi ami (OH)	59	62													

Non-Div I Games:

Canisius

Average RPI Win: 350

Average RPI Loss: 135

WON-LOST
RECORDWINNING
PCT. RANKLAST 10
GAMESSTRENGTH OF
SCHEDULEOPP. STRENGTH
OF SCHEDULETEAM
RPIADJ.
RPICONF.
RPIADJ CONF.
RPI

DIV. I ONLY	1- 5	308	5-5	169	255	266	266	22	22
DIV. I NON-CONF.	1- 5	308	0- 1	170	252	266	266	22	22
<hr/>									
TOTALS	RPI 1-25	RPI 26-50	W-L RECORDS	RPI 51-100	RPI 101-150	RPI 150+			
1- 5	0- 0	0- 1	OVERALL	0- 1	0- 2	1- 1			
0- 1	0- 0	0- 0	HOME	0- 0	0- 1	0- 0			
1- 4	0- 0	0- 1	AWAY	0- 1	0- 1	1- 1			
0- 0	0- 0	0- 0	NEUTRAL	0- 0	0- 0	0- 0			
1- 5	0- 0	0- 1	NON-CONFERENCE	0- 1	0- 2	1- 1			
0- 1	0- 0	0- 0	HOME	0- 0	0- 1	0- 0			
1- 4	0- 0	0- 1	AWAY	0- 1	0- 1	1- 1			
0- 0	0- 0	0- 0	NEUTRAL	0- 0	0- 0	0- 0			
0- 0	0- 0	0- 0	CONFERENCE	0- 0	0- 0	0- 0			
0- 0	0- 0	0- 0	HOME	0- 0	0- 0	0- 0			
0- 0	0- 0	0- 0	AWAY	0- 0	0- 0	0- 0			
0- 0	0- 0	0- 0	NEUTRAL	0- 0	0- 0	0- 0			

RPI 1-25				RPI 26-50				RPI 51-100				RPI 101+ Team's RPI: 266			
RPI	S	Opponent	Score	RPI	S	Opponent	Score	RPI	S	Opponent	Score	RPI	S	Opponent	Score
				38	A	Texas A&M	27 84	69	A	Kansas St.	54 70	131	H	South Alabama	50 58
												143	A	Oklahoma	52 65
												292	A	Jackson St.	56 65
												350	A	Alcorn	57 46
<hr/>															
LAST 12 Division I GAMES:															
				69	A	Kansas St.	54 70	350	A	Alcorn	57 46				
				38	A	Texas A&M	27 84	131	H	South Alabama	50 58				
				143	A	Oklahoma	52 65	292	A	Jackson St.	56 65				

Non-Div I Games:

Central Baptist

55 34

Crowley's Ridge

91 33

Williams Baptist

70 35

Hendrix

72 40
Central Ark.
■ Loss,
 ■ Non-Conf,
 ■ S Site,
 ■ Home
 ■ A Away
 N Neutral

Average RPI Win: 315
 Average RPI Loss: 139

WON-LOST
 RECORD

WINNING
 PCT. RANK

LAST 10
 GAMES

STRENGTH OF
 SCHEDULE

OPP. STRENGTH
 OF SCHEDULE

TEAM
 RPI

ADJ.
 RPI

CONF.
 RPI

ADJ CONF.
 RPI

DIV. I ONLY	3- 7	254	3-7	221	233	263	263	31	31
DIV. I NON-CONF.	3- 7	255	0- 1	219	230	263	263	31	31
<hr/>									
TOTALS	RPI 1-25	RPI 26-50	W-L RECORDS	RPI 51-100	RPI 101-150	RPI 150+			
3- 7	0- 0	0- 1	OVERALL	0- 1	0- 3	3- 2			
1- 3	0- 0	0- 0	HOME	0- 1	0- 2	1- 0			
2- 4	0- 0	0- 1	AWAY	0- 0	0- 1	2- 2			
0- 0	0- 0	0- 0	NEUTRAL	0- 0	0- 0	0- 0			
3- 7	0- 0	0- 1	NON-CONFERENCE	0- 1	0- 3	3- 2			
1- 3	0- 0	0- 0	HOME	0- 1	0- 2	1- 0			
2- 4	0- 0	0- 1	AWAY	0- 0	0- 1	2- 2			
0- 0	0- 0	0- 0	NEUTRAL	0- 0	0- 0	0- 0			
0- 0	0- 0	0- 0	CONFERENCE	0- 0	0- 0	0- 0			
0- 0	0- 0	0- 0	HOME	0- 0	0- 0	0- 0			
0- 0	0- 0	0- 0	AWAY	0- 0	0- 0	0- 0			
0- 0	0- 0	0- 0	NEUTRAL	0- 0	0- 0	0- 0			

RPI 1-25				RPI 26-50				RPI 51-100				RPI 101+ Team's RPI: 263			
RPI	S	Opponent	Score	RPI	S	Opponent	Score	RPI	S	Opponent	Score	RPI	S	Opponent	Score
				47	A	Rutgers	44 73	63	H	Buffalo	69 82	116	H	Hartford	52 54
												127	A	Yale	46 58
												145	H	Lehigh	62 88
												207	A	Massachusetts	59 74
												265	A	Brown	63 68
												303	A	Albany (NY)	60 53
												311	H	New Hampshire	56 47
												330	A	Morgan St.	60 36
<hr/>															
LAST 12 Division I GAMES:															
303	A	Albany (NY)	60 53	116	H	Hartford	52 54	63	H	Buffalo	69 82	127	A	Yale	46 58
330	A	Morgan St.	60 36	311	H	New Hampshire	56 47	265	A	Brown	63 68				
207	A	Massachusetts	59 74												
47	A	Rutgers	44 73												
145	H	Lehigh	62 88												

Non-Div I Games:

Central Conn. St.

Average RPI Win: 138		WON-LOST RECORD	WINNING PCT. RANK	LAST 10 GAMES	STRENGTH OF SCHEDULE	OPP. STRENGTH OF SCHEDULE	TEAM RPI	ADJ. RPI	CONF. RPI	ADJ. CONF. RPI
DIV. I ONLY		9- 3	59	8-2	126	4	45	45	9	9
DIV. I NON-CONF.		9- 3	62	1- 0	124	5	47	47	9	9
TOTALS		RPI 1-25	RPI 26-50	W-L RECORDS	RPI 51-100	RPI 101-150	RPI 150+			
9- 3	1- 1		1- 1	OVERALL	1- 1	2- 0	4- 0			
3- 2	1- 1		0- 1	HOME	0- 0	0- 0	2- 0			
5- 0	0- 0		1- 0	AWAY	1- 0	1- 0	2- 0			
1- 1	0- 0		0- 0	NEUTRAL	0- 1	1- 0	0- 0			
9- 3	1- 1		1- 1	NON-CONFERENCE	1- 1	2- 0	4- 0			
3- 2	1- 1		0- 1	HOME	0- 0	0- 0	2- 0			
5- 0	0- 0		1- 0	AWAY	1- 0	1- 0	2- 0			
1- 1	0- 0		0- 0	NEUTRAL	0- 1	1- 0	0- 0			
0- 0	0- 0		0- 0	CONFERENCE	0- 0	0- 0	0- 0			
0- 0	0- 0		0- 0	HOME	0- 0	0- 0	0- 0			
0- 0	0- 0		0- 0	AWAY	0- 0	0- 0	0- 0			
0- 0	0- 0		0- 0	NEUTRAL	0- 0	0- 0	0- 0			

RPI 1-25				Team's RPI: 45				RPI 51-100				RPI 101+			
RPI	S	Opponent	Score	RPI	S	Opponent	Score	RPI	S	Opponent	Score	RPI	S	Opponent	Score
7	H	Louisville	68 72	33	H	South Dakota St.	71 80	66	N	Tulane	57 68	132	N	Chattanooga	73 50
20	H	UCF	75 68	41	A	Miami (FL)	90 80	67	A	Quinnipiac	67 52	136	A	Virginia	74 61
												159 H Western Ky. 108 90			
												180 A Vanderbilt 66 57			
												245 H Oakland 104 61			
												261 A Iona 82 39			
LAST 12 Division I GAMES:															
261 A Iona 82 39				41 A Miami (FL) 90 80				66 N Tulane 57 68				7 H Louisville 68 72			
132 N Chattanooga 73 50				66 N Tulane 57 68				180 A Vanderbilt 66 57				67 A Quinnipiac 67 52			
136 A Virginia 74 61				7 H Louisville 68 72				245 H Oakland 104 61							
20 H UCF 75 68				180 A Vanderbilt 66 57											
159 H Western Ky. 108 90				67 A Quinnipiac 67 52											
33 H South Dakota St. 71 80				245 H Oakland 104 61											

Non-Div I Games:

Central Mich.

Average RPI Win: 0		WON-LOST RECORD	WINNING PCT. RANK	LAST 10 GAMES	STRENGTH OF SCHEDULE	OPP. STRENGTH OF SCHEDULE	TEAM RPI	ADJ. RPI	CONF. RPI	ADJ CONF. RPI
Loss: 230										
DIV. I ONLY		0- 8	338	2-8	319	319	351	351	29	29
DIV. I NON-CONF.		0- 8	336	0- 1	320	317	351	351	29	29
TOTALS		RPI 1-25	RPI 26-50	W-L RECORDS		RPI 51-100	RPI 101-150	RPI 150+		
0- 8	0- 0		0- 0	OVERALL		0- 0	0- 2	0- 6		
0- 3	0- 0		0- 0	HOME		0- 0	0- 1	0- 2		
0- 5	0- 0		0- 0	AWAY		0- 0	0- 1	0- 4		
0- 0	0- 0		0- 0	NEUTRAL		0- 0	0- 0	0- 0		
0- 8	0- 0		0- 0	NON-CONFERENCE		0- 0	0- 2	0- 6		
0- 3	0- 0		0- 0	HOME		0- 0	0- 1	0- 2		
0- 5	0- 0		0- 0	AWAY		0- 0	0- 1	0- 4		
0- 0	0- 0		0- 0	NEUTRAL		0- 0	0- 0	0- 0		
0- 0	0- 0		0- 0	CONFERENCE		0- 0	0- 0	0- 0		
0- 0	0- 0		0- 0	HOME		0- 0	0- 0	0- 0		
0- 0	0- 0		0- 0	AWAY		0- 0	0- 0	0- 0		
0- 0	0- 0		0- 0	NEUTRAL		0- 0	0- 0	0- 0		

RPI 1-25				RPI 26-50				RPI 51-100				RPI 101+ Team's RPI: 351			
RPI	S	Opponent	Score	RPI	S	Opponent	Score	RPI	S	Opponent	Score	RPI	S	Opponent	Score
												105	H	Tennessee Tech	55 77
												147	A	Georgia	75 83
												199	H	Davidson	34 72
												228	H	Jacksonville	58 68
												243	A	Florida	60 70
												279	A	South Carolina St.	58 67
												302	A	North Florida	76 82
												339	A	Col. of Charleston	52 79
LAST 12 Division I GAMES:															
				105	H	Tennessee Tech	55 77	243	A	Florida	60 70				
				279	A	South Carolina St.	58 67	339	A	Col. of Charleston	52 79				
				199	H	Davidson	34 72	147	A	Georgia	75 83				
								302	A	North Florida	76 82				
								228	H	Jacksonville	58 68				

Charleston So.

Average RPI Win: 196		WON-LOST	WINNING	LAST 10	STRENGTH OF		OPP. STRENGTH	TEAM	ADJ.	CONF.	ADJ CONF.
Loss: 105		RECORD	PCT. RANK	GAMES	SCHEDULE		OF SCHEDULE	RPI	RPI	RPI	RPI
DIV. I ONLY		8- 4	92	6-4	86		213	76	76	19	19
DIV. I NON-CONF.		8- 4	91	1- 0	88		213	76	76	19	19
TOTALS		RPI 1-25	RPI 26-50		W-L RECORDS		RPI 51-100	RPI 101-150	RPI 150+		
8- 4	0- 0	0- 0		OVERALL		1- 2	1- 2		6- 0		
6- 1	0- 0	0- 0		HOME		1- 1	0- 0		5- 0		
1- 3	0- 0	0- 0		AWAY		0- 1	1- 2		0- 0		
1- 0	0- 0	0- 0		NEUTRAL		0- 0	0- 0		1- 0		
8- 4	0- 0	0- 0		NON-CONFERENCE		1- 2	1- 2		6- 0		
6- 1	0- 0	0- 0		HOME		1- 1	0- 0		5- 0		
1- 3	0- 0	0- 0		AWAY		0- 1	1- 2		0- 0		
1- 0	0- 0	0- 0		NEUTRAL		0- 0	0- 0		1- 0		
0- 0	0- 0	0- 0		CONFERENCE		0- 0	0- 0		0- 0		
0- 0	0- 0	0- 0		HOME		0- 0	0- 0		0- 0		
0- 0	0- 0	0- 0		AWAY		0- 0	0- 0		0- 0		
0- 0	0- 0	0- 0		NEUTRAL		0- 0	0- 0		0- 0		

[illegible]

Non-Div I Games:

Charlotte

Average RPI	Win: 198	WON-LOST	WINNING	LAST 10	STRENGTH OF	OPP. STRENGTH	TEAM	ADJ.	CONF.	ADJ CONF.
Average RPI	Loss: 44	RECORD	PCT. RANK	GAMES	SCHEDULE	OF SCHEDULE	RPI	RPI	RPI	RPI
DIV. I ONLY	4- 10	262	2-8	14	96	132	132	23	23	
DIV. I NON-CONF.	4- 10	262	1- 0	15	95	127	127	23	23	

TOTALS	RPI 1-25	RPI 26-50	W-L RECORDS	RPI 51-100	RPI 101-150	RPI 150+				
4- 10	0- 3	0- 4	OVERALL	1- 2	0- 1	3- 0				
1- 5	0- 2	0- 2	HOME	0- 0	0- 1	1- 0				
1- 3	0- 1	0- 1	AWAY	0- 1	0- 0	1- 0				
2- 2	0- 0	0- 1	NEUTRAL	1- 1	0- 0	1- 0				
4- 10	0- 3	0- 4	NON-CONFERENCE	1- 2	0- 1	3- 0				
1- 5	0- 2	0- 2	HOME	0- 0	0- 1	1- 0				
1- 3	0- 1	0- 1	AWAY	0- 1	0- 0	1- 0				
2- 2	0- 0	0- 1	NEUTRAL	1- 1	0- 0	1- 0				
0- 0	0- 0	0- 0	CONFERENCE	0- 0	0- 0	0- 0				
0- 0	0- 0	0- 0	HOME	0- 0	0- 0	0- 0				
0- 0	0- 0	0- 0	AWAY	0- 0	0- 0	0- 0				
0- 0	0- 0	0- 0	NEUTRAL	0- 0	0- 0	0- 0				

RPI 1-25				RPI 26-50				RPI 51-100				RPI 101+				Team's RPI: 132	
RPI	S	Opponent	Score	RPI	S	Opponent	Score	RPI	S	Opponent	Score	RPI	S	Opponent	Score		
7	H	Louisville	49 75	33	H	South Dakota St.	54 71	55	N	Maine	66 61	101	H	UT Martin	79 81		
8	H	NC State	58 78	40	A	Virginia Tech	59 74	65	N	Middle Tenn.	47 58	204	N	Saint Louis	71 61		
20	A	UCF	37 75	45	N	Central Mich.	50 73	70	A	Northern Colo.	65 68	262	A	Hampton	58 50		
				46	H	Belmont	51 67					270	H	Liberty	75 60		
LAST 12 Division I GAMES:																	
				55	N	Maine	66 61	46	H	Belmont	51 67						
				65	N	Middle Tenn.	47 58	70	A	Northern Colo.	65 68						
				8	H	NC State	58 78	33	H	South Dakota St.	54 71						
				204	N	Saint Louis	71 61	20	A	UCF	37 75						
				270	H	Liberty	75 60	101	H	UT Martin	79 81						
				40	A	Virginia Tech	59 74	45	N	Central Mich.	50 73						

Average RPI Win:	0	WON-LOST	WINNING	LAST 10	STRENGTH OF	OPP. STRENGTH	TEAM	ADJ.	CONF.	ADJ CONF.
Average RPI Loss:	202	RECORD	PCT. RANK	GAMES	SCHEDULE	OF SCHEDULE	RPI	RPI	RPI	RPI
DIV. I ONLY	0- 13	338	0-10	120	350	331	331	30	30	
DIV. I NON-CONF.	0- 13	336	0- 1	118	350	332	332	30	30	

TOTALS	RPI 1-25	RPI 26-50	W-L RECORDS	RPI 51-100	RPI 101-150	RPI 150+				
0- 13	0- 0	0- 0	OVERALL	0- 2	0- 4	0- 7				
0- 5	0- 0	0- 0	HOME	0- 0	0- 1	0- 4				
0- 7	0- 0	0- 0	AWAY	0- 2	0- 3	0- 2				
0- 1	0- 0	0- 0	NEUTRAL	0- 0	0- 0	0- 1				
0- 13	0- 0	0- 0	NON-CONFERENCE	0- 2	0- 4	0- 7				
0- 5	0- 0	0- 0	HOME	0- 0	0- 1	0- 4				
0- 7	0- 0	0- 0	AWAY	0- 2	0- 3	0- 2				
0- 1	0- 0	0- 0	NEUTRAL	0- 0	0- 0	0- 1				
0- 0	0- 0	0- 0	CONFERENCE	0- 0	0- 0	0- 0				
0- 0	0- 0	0- 0	HOME	0- 0	0- 0	0- 0				
0- 0	0- 0	0- 0	AWAY	0- 0	0- 0	0- 0				
0- 0	0- 0	0- 0	NEUTRAL	0- 0	0- 0	0- 0				

RPI 1-25				RPI 26-50				RPI 51-100				RPI 101+				Team's RPI: 331	
RPI	S	Opponent	Score	RPI	S	Opponent	Score	RPI	S	Opponent	Score	RPI	S	Opponent	Score		
								90	A	Northwestern	35	97	102	A	Xavier	57	91
								98	A	Northern Ill.	52	114	138	A	Bradley	59	89
													141	H	UAB	45	90
													150	A	Wisconsin	38	85
													210	A	Morehead St.	68	104
													253	A	Loyola Chicago	40	76
													254	H	SIUE	66	82
													265	H	Brown	65	90
													273	N	St. Francis Brooklyn	73	110
													307	H	Valparaiso	70	76
													348	H	Evansville	58	67
LAST 12 Division I GAMES:																	
265	H	Brown	65	90	90	A	Northwestern	35	97	150	A	Wisconsin	38	85			
138	A	Bradley	59	89	254	H	SIUE	66	82	307	H	Valparaiso	70	76			
98	A	Northern Ill.	52	114	253	A	Loyola Chicago	40	76	273	N	St. Francis Brooklyn	73	110			
210	A	Morehead St.	68	104	348	H	Evansville	58	67	141	H	UAB	45	90			

Non-Div I Games:

Chicago St.

Cincinnati

Cincinnati				Through Games Of Dec. 30, 2018									
Average RPI	Win:	212	WON-LOST	WINNING	LAST 10		STRENGTH OF	OPP. STRENGTH	TEAM	ADJ.	CONF.	ADJ	CONF.
Average RPI	Loss:	120	RECORD	PCT. RANK	GAMES		SCHEDULE	OF SCHEDULE	RPI	RPI	RPI	RPI	RPI
DIV. I ONLY			8- 5	117	6-4		161	211	140	140	8	8	
DIV. I NON-CONF.			8- 5	120	1- 0		163	210	140	140	8	8	

TOTALS		RPI 1-25		RPI 26-50		W-L RECORDS		RPI 51-100		RPI 101-150		RPI 150+	
8- 5		0- 0		0- 1		OVERALL		0- 1		3- 2		5- 1	
7- 1		0- 0		0- 1		HOME		0- 0		3- 0		4- 0	
1- 4		0- 0		0- 0		AWAY		0- 1		0- 2		1- 1	
0- 0		0- 0		0- 0		NEUTRAL		0- 0		0- 0		0- 0	
8- 5		0- 0		0- 1		NON-CONFERENCE		0- 1		3- 2		5- 1	
7- 1		0- 0		0- 1		HOME		0- 0		3- 0		4- 0	
1- 4		0- 0		0- 0		AWAY		0- 1		0- 2		1- 1	
0- 0		0- 0		0- 0		NEUTRAL		0- 0		0- 0		0- 0	
0- 0		0- 0		0- 0		CONFERENCE		0- 0		0- 0		0- 0	
0- 0		0- 0		0- 0		HOME		0- 0		0- 0		0- 0	
0- 0		0- 0		0- 0		AWAY		0- 0		0- 0		0- 0	
0- 0		0- 0		0- 0		NEUTRAL		0- 0		0- 0		0- 0	

Cincinnati

RPI 1-25				RPI 26-50				RPI 51-100				RPI 101+				Team's RPI: 140	
RPI	S	Opponent	Score	RPI	S	Opponent	Score	RPI	S	Opponent	Score	RPI	S	Opponent	Score		
				31	H	Old Domini on	72 76	91	A	Pi ttsburgh	48 65	102	H	Xavi er	79 61		
												115	A	Ohio St.	56 69		
												117	H	VCU	66 54		
												127	H	Yal e	66 52		
												133	A	Mi ami (OH)	65 78		
												204	A	Sai nt Loui s	51 50		
												206	H	Howard	85 51		
												230	A	Bal l St.	63 75		
												275	H	ETSU	77 64		
												320	H	Li pscomb	71 55		
												345	H	Austi n Peay	69 48		
LAST 12 Di vi si on I GAMES:																	
206	H	Howard	85 51	133	A	Mi ami (OH)	65 78										
102	H	Xavi er	79 61	115	A	Ohio St.	56 69										
117	H	VCU	66 54	230	A	Bal l St.	63 75										
91	A	Pi ttsburgh	48 65	320	H	Li pscomb	71 55										
31	H	Ol d Domi ni on	72 76	127	H	Yal e	66 52										
275	H	ETSU	77 64	204	A	Sai nt Loui s	51 50										

Non-Di v I Games:

Cincinnati

Clemson																																																											
Average RPI Win:		192	WON-LOST		WINNING		LAST 10		STRENGTH OF		OPP. STRENGTH		TEAM		ADJ.		CONF.		ADJ CONF.																																								
Average RPI Loss:		94	RECORD		PCT. RANK		GAMES		SCHEDULE		OF SCHEDULE		RPI		RPI		RPI		RPI																																								
DIV. I ONLY			9- 4		83		7-3		113		136		89		89		1		1																																								
DIV. I NON-CONF.			9- 4		85		1- 0		113		136		89		89		1		1																																								
TOTALS		RPI 1-25		RPI 26-50		W-L RECORDS		RPI 51-100		RPI 101-150		RPI 150+																																															
9- 4		0- 1		1- 0		OVERALL		0- 2		2- 0		6- 1																																															
8- 1		0- 0		1- 0		HOME		0- 0		1- 0		6- 1																																															
0- 2		0- 0		0- 0		AWAY		0- 2		0- 0		0- 0																																															
1- 1		0- 1		0- 0		NEUTRAL		0- 0		1- 0		0- 0																																															
9- 4		0- 1		1- 0		NON-CONFERENCE		0- 2		2- 0		6- 1																																															
8- 1		0- 0		1- 0		HOME		0- 0		1- 0		6- 1																																															
0- 2		0- 0		0- 0		AWAY		0- 2		0- 0		0- 0																																															
1- 1		0- 1		0- 0		NEUTRAL		0- 0		1- 0		0- 0																																															
0- 0		0- 0		0- 0		CONFERENCE		0- 0		0- 0		0- 0																																															
0- 0		0- 0		0- 0		HOME		0- 0		0- 0		0- 0																																															
0- 0		0- 0		0- 0		AWAY		0- 0		0- 0		0- 0																																															
0- 0		0- 0		0- 0		NEUTRAL		0- 0		0- 0		0- 0																																															
RPI 1-25												RPI 26-50												RPI 51-100												Team's RPI: 89												RPI 101+											
RPI	S	Opponent		Score		RPI	S	Opponent		Score		RPI	S	Opponent		Score		RPI	S	Opponent		Score		RPI	S	Opponent		Score																															
25	N	Tennessee		66	78	46	H	Belmont		65	62	56	A	South Carolina		57	69	139	H	Rhode Island		80	67	143	N	Oklahoma		74	62																														

Non-Div I Games:

Clemson

Cleveland State

Cleveland St.				Through Games Of Dec. 30, 2018						
Average RPI Win:	254	WON-LOST	WINNING	LAST 10	STRENGTH OF	OPP. STRENGTH	TEAM	ADJ.	CONF.	ADJ CONF.
Average RPI Loss:	164	RECORD	PCT. RANK	GAMES	SCHEDULE	OF SCHEDULE	RPI	RPI	RPI	RPI
DIV. I ONLY	3- 8	265	4-6	122	331	224	224	18	18	
DIV. I NON-CONF.	1- 8	321	0- 0	26	346	259	259	17	17	

TOTALS	RPI 1-25	RPI 26-50	W-L RECORDS	RPI 51-100	RPI 101-150	RPI 150+				
3- 8	0- 0	0- 0	OVERALL	0- 3	0- 1	3- 4				
1- 2	0- 0	0- 0	HOME	0- 1	0- 1	1- 0				
2- 5	0- 0	0- 0	AWAY	0- 1	0- 0	2- 4				
0- 1	0- 0	0- 0	NEUTRAL	0- 1	0- 0	0- 0				
1- 8	0- 0	0- 0	NON-CONFERENCE	0- 3	0- 1	1- 4				
1- 2	0- 0	0- 0	HOME	0- 1	0- 1	1- 0				
0- 5	0- 0	0- 0	AWAY	0- 1	0- 0	0- 4				
0- 1	0- 0	0- 0	NEUTRAL	0- 1	0- 0	0- 0				
2- 0	0- 0	0- 0	CONFERENCE	0- 0	0- 0	2- 0				
0- 0	0- 0	0- 0	HOME	0- 0	0- 0	0- 0				
2- 0	0- 0	0- 0	AWAY	0- 0	0- 0	2- 0				
0- 0	0- 0	0- 0	NEUTRAL	0- 0	0- 0	0- 0				

RPI 1-25				RPI 26-50				RPI 51-100				RPI 101+ Team's RPI: 224					
RPI	S	Opponent	Score	RPI	S	Opponent	Score	RPI	S	Opponent	Score	RPI	S	Opponent	Score		
								57	A	Ohio	54	72	138	H	Bradley	65	67
								66	N	Tulane	72	81	194	H	Illinois St.	67	63
								77	H	Toledo	60	65	214	A	San Diego	82	83
													221	A	Eastern Mich.	63	69
													230	A	Ball St.	62	67
													245	A	Oakland	64	62
													312	A	Marshall	64	86
													324	A	Detroit Mercy	67	49

LAST 12 Division I GAMES:																	
324	A	Detroit Mercy	67	49	312	A	Marshall	64	86								
245	A	Oakland	64	62	77	H	Toledo	60	65								
138	H	Bradley	65	67	57	A	Ohio	54	72								
230	A	Ball St.	62	67	66	N	Tulane	72	81								
221	A	Eastern Mich.	63	69	214	A	San Diego	82	83								
					194	H	Illinois St.	67	63								

Non-Div I Games:

Lake Erie

79 49

Salem (WV)

113 81

Cleveland St.

Cleveland State

Average RPI Win: 273

Average RPI Loss: 109

WON-LOST
RECORDWINNING
PCT. RANKLAST 10
GAMESSTRENGTH OF
SCHEDULEOPP. STRENGTH
OF SCHEDULETEAM
RPIADJ.
RPICONF.
RPIADJ CONF.
RPIDIV. I ONLY
DIV. I NON-CONF.6- 3
6- 392
917-3
1- 0236
234290
289157
158157
15815
1515
15

TOTALS

RPI 1-25

RPI 26-50

W-L RECORDS

RPI 51-100

RPI 101-150

RPI 150+

6- 3

0- 0

0- 1

OVERALL

0- 0

0- 1

6- 1

4- 0

0- 0

0- 0

HOME

0- 0

0- 0

4- 0

2- 1

0- 0

0- 0

AWAY

0- 0

0- 0

2- 1

0- 2

0- 0

0- 1

NEUTRAL

0- 0

0- 1

0- 0

6- 3

0- 0

0- 1

NON-CONFERENCE

0- 0

0- 1

6- 1

4- 0

0- 0

0- 0

HOME

0- 0

0- 0

4- 0

2- 1

0- 0

0- 0

AWAY

0- 0

0- 0

2- 1

0- 2

0- 0

0- 1

NEUTRAL

0- 0

0- 1

0- 0

0- 0

0- 0

0- 0

CONFERENCE

0- 0

0- 0

0- 0

0- 0

0- 0

0- 0

HOME

0- 0

0- 0

0- 0

0- 0

0- 0

0- 0

AWAY

0- 0

0- 0

0- 0

0- 0

0- 0

0- 0

NEUTRAL

0- 0

0- 0

0- 0

RPI 1-25

RPI 26-50

RPI 51-100

RPI 101+

Team's RPI: 157

RPI S Opponent Score

RPI S Opponent Score

29 N Auburn 78 84

RPI S Opponent Score

RPI S Opponent Score

113 N Rice 52 56

152 H Bowling Green 81 80

184 A UC Riverside 43 62

274 A UNC Greensboro 78 71

279 H South Carolina St. 57 44

283 H Memphis 90 71

306 H Western Caro. 77 59

341 A N.C. Central 89 66

LAST 12 Division I GAMES:

274 A UNC Greensboro 78 71

113 N Rice 52 56

29 N Auburn 78 84

341 A N.C. Central 89 66

283 H Memphis 90 71

152 H Bowling Green 81 80

184 A UC Riverside 43 62

279 H South Carolina St. 57 44

306 H Western Caro. 77 59

Non-Div I Games:

N.C. Wesleyan

126 65

Meredith

128 39

Coastal Caro.

Average RPI Win:	317	WON-LOST	WINNING	LAST 10	STRENGTH OF	OPP. STRENGTH	TEAM	ADJ.	CONF.	ADJ CONF.
Average RPI Loss:	233	RECORD	PCT. RANK	GAMES	SCHEDULE	OF SCHEDULE	RPI	RPI	RPI	RPI
DIV. I ONLY	3- 6	242	4-6	339	341	339	339	13	13	
DIV. I NON-CONF.	3- 6	241	0- 1	338	339	339	339	13	13	

TOTALS	RPI 1-25	RPI 26-50	W-L RECORDS	RPI 51-100	RPI 101-150	RPI 150+				
3- 6	0- 0	0- 0	OVERALL	0- 0	0- 0	3- 6				
2- 3	0- 0	0- 0	HOME	0- 0	0- 0	2- 3				
1- 3	0- 0	0- 0	AWAY	0- 0	0- 0	1- 3				
0- 0	0- 0	0- 0	NEUTRAL	0- 0	0- 0	0- 0				
3- 6	0- 0	0- 0	NON-CONFERENCE	0- 0	0- 0	3- 6				
2- 3	0- 0	0- 0	HOME	0- 0	0- 0	2- 3				
1- 3	0- 0	0- 0	AWAY	0- 0	0- 0	1- 3				
0- 0	0- 0	0- 0	NEUTRAL	0- 0	0- 0	0- 0				
0- 0	0- 0	0- 0	CONFERENCE	0- 0	0- 0	0- 0				
0- 0	0- 0	0- 0	HOME	0- 0	0- 0	0- 0				
0- 0	0- 0	0- 0	AWAY	0- 0	0- 0	0- 0				
0- 0	0- 0	0- 0	NEUTRAL	0- 0	0- 0	0- 0				

RPI 1-25				RPI 26-50				RPI 51-100				RPI 101+ Team's RPI : 339			
RPI	S	Opponent	Score	RPI	S	Opponent	Score	RPI	S	Opponent	Score	RPI	S	Opponent	Score
												158	A	Appalachian St.	66 80
												190	A	Campbell	65 66
												231	H	Furman	67 70
												255	A	Wofford	58 78
												260	H	Winthrop	64 71
												279	H	South Carolina St.	75 51
												304	H	Presbyterian	65 71
												320	A	Lipscomb	65 63
												351	H	Charleston So.	79 52
LAST 12 Division I GAMES:															
351	H	Charleston So.	79 52	304	H	Presbyterian	65 71								
320	A	Lipscomb	65 63	190	A	Campbell	65 66								
158	A	Appalachian St.	66 80	279	H	South Carolina St.	75 51								
260	H	Winthrop	64 71												
231	H	Furman	67 70												
255	A	Wofford	58 78												

Non-Div I Games: North Greenville 95 62

Col. of Charleston

Colgate				Through Games Of Dec. 30, 2018							
Average RPI	Win:	317	WON-LOST	WINNING	LAST 10	STRENGTH OF	OPP. STRENGTH	TEAM	ADJ.	CONF.	ADJ CONF.
Average RPI	Loss:	203	RECORD	PCT. RANK	GAMES	SCHEDULE	OF SCHEDULE	RPI	RPI	RPI	RPI
DIV. I ONLY		4- 5		189	4-5	343	282	321	321	26	26
DIV. I NON-CONF.		4- 5		189	0- 1	343	281	323	323	26	26

TOTALS	RPI 1-25		RPI 26-50		W-L RECORDS	RPI 51-100		RPI 101-150		RPI 150+	
4- 5	0- 0		0- 0		OVERALL	0- 1		0- 1		4- 3	
3- 1	0- 0		0- 0		HOME	0- 0		0- 0		3- 1	
1- 4	0- 0		0- 0		AWAY	0- 1		0- 1		1- 2	
0- 0	0- 0		0- 0		NEUTRAL	0- 0		0- 0		0- 0	
4- 5	0- 0		0- 0		NON-CONFERENCE	0- 1		0- 1		4- 3	
3- 1	0- 0		0- 0		HOME	0- 0		0- 0		3- 1	
1- 4	0- 0		0- 0		AWAY	0- 1		0- 1		1- 2	
0- 0	0- 0		0- 0		NEUTRAL	0- 0		0- 0		0- 0	
0- 0	0- 0		0- 0		CONFERENCE	0- 0		0- 0		0- 0	
0- 0	0- 0		0- 0		HOME	0- 0		0- 0		0- 0	
0- 0	0- 0		0- 0		AWAY	0- 0		0- 0		0- 0	
0- 0	0- 0		0- 0		NEUTRAL	0- 0		0- 0		0- 0	

RPI 1-25				RPI 26-50				RPI 51-100				RPI 101+ Team's RPI: 321					
RPI	S	Opponent	Score	RPI	S	Opponent	Score	RPI	S	Opponent	Score	RPI	S	Opponent	Score		
								61	A	Dayton	58	67	127	A	Yale	61	80
													200	A	George Mason	61	64
													288	A	UMass Lowell	61	52
													293	A	Siena	53	55
													305	H	Columbia	84	71
													327	H	Canisius	67	53
													332	H	NJIT	53	71
													347	H	Fairleigh Dickinson	71	52

LAST 12 Division I GAMES:																	
305	H	Columbia	84	71	332	H	NJIT	53	71	288	A	UMass Lowell	61	52			
327	H	Canisius	67	53	347	H	Fairleigh Dickinson	71	52	293	A	Siena	53	55			
200	A	George Mason	61	64													
61	A	Dayton	58	67													
127	A	Yale	61	80													

Non-Div I Games:

Colgate

Average RPI Win:	173	WON-LOST	WINNING	LAST 10	STRENGTH OF	OPP. STRENGTH	TEAM	ADJ.	CONF.	ADJ CONF.
Average RPI Loss:	48	RECORD	PCT. RANK	GAMES	SCHEDULE	OF SCHEDULE	RPI	RPI	RPI	RPI
DIV. I ONLY	10- 2	36	8-2	164	69	51	51	2	2	
DIV. I NON-CONF.	10- 1	19	0- 0	232	43	41	41	2	2	

TOTALS	RPI 1-25	RPI 26-50	W-L RECORDS	RPI 51-100	RPI 101-150	RPI 150+				
10- 2	0- 0	1- 1	OVERALL	1- 1	2- 0	6- 0				
8- 1	0- 0	1- 0	HOME	1- 1	1- 0	5- 0				
1- 1	0- 0	0- 1	AWAY	0- 0	0- 0	1- 0				
1- 0	0- 0	0- 0	NEUTRAL	0- 0	1- 0	0- 0				
10- 1	0- 0	1- 1	NON-CONFERENCE	1- 0	2- 0	6- 0				
8- 0	0- 0	1- 0	HOME	1- 0	1- 0	5- 0				
1- 1	0- 0	0- 1	AWAY	0- 0	0- 0	1- 0				
1- 0	0- 0	0- 0	NEUTRAL	0- 0	1- 0	0- 0				
0- 1	0- 0	0- 0	CONFERENCE	0- 1	0- 0	0- 0				
0- 1	0- 0	0- 0	HOME	0- 1	0- 0	0- 0				
0- 0	0- 0	0- 0	AWAY	0- 0	0- 0	0- 0				
0- 0	0- 0	0- 0	NEUTRAL	0- 0	0- 0	0- 0				

RPI 1-25				RPI 26-50				RPI 51-100				Team's RPI: 51				RPI 101+			
RPI	S	Opponent	Score	RPI	S	Opponent	Score	RPI	S	Opponent	Score	RPI	S	Opponent	Score	RPI	S	Opponent	Score
				41	A	Mi ami (FL)	58 73	54	H	Utah	61 76	137	H	Col orado St.	59 40				
				44	H	North Carolina	86 74	70	H	Northern Colo.	77 69	144	N	Utah St.	78 68				
												179	H	Prai ri e Vi ew	79 38				
												193	H	Pepperdi ne	80 65				
												212	H	Samford	81 39				
												227	A	Nevada	65 52				
												234	H	Navy	59 43				
												289	H	San Jose St.	76 64				
LAST 12 Division I GAMES:																			
				54	H	Utah	61 76	212	H	Samford	81 39								
				144	N	Utah St.	78 68	179	H	Prai ri e Vi ew	79 38								
				227	A	Nevada	65 52	234	H	Navy	59 43								
				44	H	North Carolina	86 74	289	H	San Jose St.	76 64								
				137	H	Colorado St.	59 40	41	A	Mi ami (FL)	58 73								
				70	H	Northern Colo.	77 69	193	H	Pepperdi ne	80 65								

Non-Di v I Games:

Col orado

Average RPI Win:	216	WON-LOST	WINNING	LAST 10	STRENGTH OF	OPP. STRENGTH	TEAM	ADJ.	CONF.	ADJ CONF.
Average RPI Loss:	40	RECORD	PCT. RANK	GAMES	SCHEDULE	OF SCHEDULE	RPI	RPI	RPI	RPI
DIV. I ONLY	4- 5	189	5-5	25	163	137	137	10	10	
DIV. I NON-CONF.	4- 5	189	0- 0	27	165	133	133	10	10	

TOTALS	RPI 1-25	RPI 26-50	W-L RECORDS	RPI 51-100	RPI 101-150	RPI 150+				
4- 5	0- 2	0- 1	OVERALL	0- 2	0- 0	4- 0				
4- 2	0- 1	0- 0	HOME	0- 1	0- 0	4- 0				
0- 3	0- 1	0- 1	AWAY	0- 1	0- 0	0- 0				
0- 0	0- 0	0- 0	NEUTRAL	0- 0	0- 0	0- 0				
4- 5	0- 2	0- 1	NON-CONFERENCE	0- 2	0- 0	4- 0				
4- 2	0- 1	0- 0	HOME	0- 1	0- 0	4- 0				
0- 3	0- 1	0- 1	AWAY	0- 1	0- 0	0- 0				
0- 0	0- 0	0- 0	NEUTRAL	0- 0	0- 0	0- 0				
0- 0	0- 0	0- 0	CONFERENCE	0- 0	0- 0	0- 0				
0- 0	0- 0	0- 0	HOME	0- 0	0- 0	0- 0				
0- 0	0- 0	0- 0	AWAY	0- 0	0- 0	0- 0				
0- 0	0- 0	0- 0	NEUTRAL	0- 0	0- 0	0- 0				

RPI 1-25				RPI 26-50				RPI 51-100				RPI 101+ Team's RPI: 137			
RPI	S	Opponent	Score	RPI	S	Opponent	Score	RPI	S	Opponent	Score	RPI	S	Opponent	Score
11	A	Gonzaga	39 50	48	A	BYU	42 51	51	A	Colorado	40 59	167	H	Northern Ari z.	65 54
22	H	Ari zona St.	39 70					70	H	Northern Colo.	47 53	192	H	Denver	84 79
												203	H	Cornel I	56 53
												302	H	North Florida	61 59

LAST 12 Division I GAMES:															
192	H	Denver	84 79	48	A	BYU	42 51	22	H	Ari zona St.	39 70	167	H	Northern Ari z.	65 54
70	H	Northern Colo.	47 53					302	H	North Florida	61 59	11	A	Gonzaga	39 50
51	A	Colorado	40 59					203	H	Cornel I	56 53				

Non-Div I Games: Chadron St. 91 38 Eastern N.M. 72 46

Colorado St.

C
o
l
u
m
b
i
a

C
o
l
u
m
b
i
a

Col umbi a

Average RPI Win: 0
Average RPI Loss: 134

DIV. I ONLY	0- 12	338	0-10	8	327	231	231	32	32
DIV. I NON-CONF.	0- 12	336	0- 1	8	325	231	231	32	32
TOTALS	RPI 1-25	RPI 26-50	W-L RECORDS	RPI 51-100	RPI 101-150	RPI 150+			
0- 12	0- 2	0- 2	OVERALL	0- 1	0- 3	0- 4			
0- 1	0- 0	0- 0	HOME	0- 0	0- 0	0- 1			
0- 10	0- 2	0- 2	AWAY	0- 1	0- 2	0- 3			
0- 1	0- 0	0- 0	NEUTRAL	0- 0	0- 1	0- 0			
0- 12	0- 2	0- 2	NON-CONFERENCE	0- 1	0- 3	0- 4			
0- 1	0- 0	0- 0	HOME	0- 0	0- 0	0- 1			
0- 10	0- 2	0- 2	AWAY	0- 1	0- 2	0- 3			
0- 1	0- 0	0- 0	NEUTRAL	0- 0	0- 1	0- 0			
0- 0	0- 0	0- 0	CONFERENCE	0- 0	0- 0	0- 0			
0- 0	0- 0	0- 0	HOME	0- 0	0- 0	0- 0			
0- 0	0- 0	0- 0	AWAY	0- 0	0- 0	0- 0			
0- 0	0- 0	0- 0	NEUTRAL	0- 0	0- 0	0- 0			

RPI 1-25				RPI 26-50				RPI 51-100				RPI 101+				Team's RPI: 231	
RPI	S	Opponent	Score	RPI	S	Opponent	Score	RPI	S	Opponent	Score	RPI	S	Opponent	Score		
18	A	Mississippi St.	38 110	26	A	Maryland	36 93	57	A	Ohio	62 87	128	A	FGCU	61 93		
24	A	Minnesota	52 84	31	A	Old Dominion	51 81					136	A	Virginia	41 55		
												141	N	UAB	61 86		
												188	A	West Virginia	37 78		
												271	A	Niagara	69 71		
												272	H	UMBC	52 57		
												312	A	Marshall	67 88		
LAST 12 Division I GAMES:																	
				31	A	Old Dominion	51 81	57	A	Ohio	62 87						
				141	N	UAB	61 86	136	A	Virginia	41 55						
				128	A	FGCU	61 93	312	A	Marshall	67 88						
				271	A	Niagara	69 71	18	A	Mississippi St.	38 110						
				24	A	Minnesota	52 84	272	H	UMBC	52 57						
				188	A	West Virginia	37 78	26	A	Maryland	36 93						

Coppi n St.

Average RPI Win: 307
Average RPI Loss: 132

WON-LOST
RECORD

WINNING
PCT. RANK

LAST 10
GAMES

STRENGTH OF
SCHEDULE

OPP. STRENGTH
OF SCHEDULE

TEAM
RPI

ADJ.
RPI

CONF.
RPI

ADJ CONF.
RPI

DIV. I ONLY	5- 5	161	5-5	254	292	203	203	12	12
DIV. I NON-CONF.	5- 5	160	1- 0	252	291	203	203	12	12
TOTALS	RPI 1-25	RPI 26-50	W-L RECORDS	RPI 51-100	RPI 101-150	RPI 150+			
5- 5	0- 1	0- 0	OVERALL	0- 1	0- 2	5- 1			
4- 0	0- 0	0- 0	HOME	0- 0	0- 0	4- 0			
1- 5	0- 1	0- 0	AWAY	0- 1	0- 2	1- 1			
0- 0	0- 0	0- 0	NEUTRAL	0- 0	0- 0	0- 0			
5- 5	0- 1	0- 0	NON-CONFERENCE	0- 1	0- 2	5- 1			
4- 0	0- 0	0- 0	HOME	0- 0	0- 0	4- 0			
1- 5	0- 1	0- 0	AWAY	0- 1	0- 2	1- 1			
0- 0	0- 0	0- 0	NEUTRAL	0- 0	0- 0	0- 0			
0- 0	0- 0	0- 0	CONFERENCE	0- 0	0- 0	0- 0			
0- 0	0- 0	0- 0	HOME	0- 0	0- 0	0- 0			
0- 0	0- 0	0- 0	AWAY	0- 0	0- 0	0- 0			
0- 0	0- 0	0- 0	NEUTRAL	0- 0	0- 0	0- 0			

RPI	S	Opponent	Score	RPI	S	Opponent	Score	RPI	S	Opponent	Score	RPI	S	Opponent	Score	Team's RPI: 203
24	A	Minnesota	45 65					97	A	Stony Brook	61 63	137	A	Colorado St.	53 56	
												145	A	Lehigh	54 67	
												259	A	Binghamton	61 72	
												262	H	Hampton	79 53	
												288	H	UMass Lowell	63 54	
												303	H	Albany (NY)	48 34	
												340	A	Lafayette	62 59	
												342	H	Delaware St.	94 59	
LAST 12 Division I GAMES:																
262	H	Hampton	79 53	137	A	Colorado St.	53 56	24	A	Minnesota	45 65	288	H	UMass Lowell	63 54	
340	A	Lafayette	62 59					303	H	Albany (NY)	48 34	259	A	Binghamton	61 72	
342	H	Delaware St.	94 59													
97	A	Stony Brook	61 63													
145	A	Lehigh	54 67													

Non-Div I Games:

Cornell

Creighton											
Average RPI Win: 188		WON-LOST RECORD	WINNING PCT. RANK	LAST 10 GAMES	STRENGTH OF SCHEDULE	OPP. STRENGTH OF SCHEDULE	TEAM RPI	ADJ. RPI	CONF. RPI	ADJ CONF. RPI	
Average RPI Loss: 30											
DIV. I ONLY		7- 5	128	6-4	53	65	64	64	4	4	
DIV. I NON-CONF.		6- 5	145	0- 0	77	68	94	94	4	4	

TOTALS		RPI 1-25	RPI 26-50		W-L RECORDS		RPI 51-100	RPI 101-150	RPI 150+		
7- 5		0- 3	0- 1		OVERALL		2- 1	1- 0	4- 0		
2- 3		0- 3	0- 0		HOME		1- 0	0- 0	1- 0		
3- 2		0- 0	0- 1		AWAY		1- 1	0- 0	2- 0		
2- 0		0- 0	0- 0		NEUTRAL		0- 0	1- 0	1- 0		
6- 5		0- 3	0- 1		NON-CONFERENCE		1- 1	1- 0	4- 0		
2- 3		0- 3	0- 0		HOME		1- 0	0- 0	1- 0		
2- 2		0- 0	0- 1		AWAY		0- 1	0- 0	2- 0		
2- 0		0- 0	0- 0		NEUTRAL		0- 0	1- 0	1- 0		
1- 0		0- 0	0- 0		CONFERENCE		1- 0	0- 0	0- 0		
0- 0		0- 0	0- 0		HOME		0- 0	0- 0	0- 0		
1- 0		0- 0	0- 0		AWAY		1- 0	0- 0	0- 0		
0- 0		0- 0	0- 0		NEUTRAL		0- 0	0- 0	0- 0		

RPI 1-25				RPI 26-50				Team's RPI: 64		RPI 101+	
RPI	S	Opponent	Score	RPI	S	Opponent	Score	RPI	S	Opponent	Score
10	H	Drake	69 85	33	A	South Dakota St.	48 74	53	A	DePaul	85 82
15	H	South Dakota	65 77					74	A	UNI	55 65
17	H	Florida St.	52 71					83	H	Nebraska	74 65

LAST 12 Division I GAMES:											
180	N	Vanderbil t	75 55	53	A	DePaul	85 82	146	N	South Fla.	83 76
146	N	South Fla.	83 76	10	H	Drake	69 85	180	N	Vanderbil t	75 55
17	H	Florida St.	52 71	74	A	UNI	55 65	242	A	Wichi ta St.	83 71
242	A	Wichi ta St.	83 71	33	A	South Dakota St.	48 74	296	H	Omaha	66 51
296	H	Omaha	66 51	319	A	North Dakota St.	86 51	319	A	North Dakota St.	86 51
83	H	Nebraska	74 65	15	H	South Dakota	65 77				

Non-Div I Games:

Creighton

Average RPI	Win:	276	WON-LOST	WINNING	LAST 10	STRENGTH OF	OPP. STRENGTH	TEAM	ADJ.	CONF.	ADJ CONF.
Average RPI	Loss:	157	RECORD	PCT. RANK	GAMES	SCHEDULE	OF SCHEDULE	RPI	RPI	RPI	RPI
DIV. I ONLY		6- 6		161	4-6	287	224	238	238	12	12
DIV. I NON-CONF.		6- 6		160	0- 1	288	223	236	236	12	12

TOTALS	RPI 1-25		RPI 26-50		W-L RECORDS	RPI 51-100		RPI 101-150		RPI 150+	
6- 6	0- 0		0- 0		OVERALL	0- 3		0- 0		6- 3	
4- 1	0- 0		0- 0		HOME	0- 1		0- 0		4- 0	
2- 3	0- 0		0- 0		AWAY	0- 1		0- 0		2- 2	
0- 2	0- 0		0- 0		NEUTRAL	0- 1		0- 0		0- 1	
6- 6	0- 0		0- 0		NON-CONFERENCE	0- 3		0- 0		6- 3	
4- 1	0- 0		0- 0		HOME	0- 1		0- 0		4- 0	
2- 3	0- 0		0- 0		AWAY	0- 1		0- 0		2- 2	
0- 2	0- 0		0- 0		NEUTRAL	0- 1		0- 0		0- 1	
0- 0	0- 0		0- 0		CONFERENCE	0- 0		0- 0		0- 0	
0- 0	0- 0		0- 0		HOME	0- 0		0- 0		0- 0	
0- 0	0- 0		0- 0		AWAY	0- 0		0- 0		0- 0	
0- 0	0- 0		0- 0		NEUTRAL	0- 0		0- 0		0- 0	

RPI 1-25				RPI 26-50				RPI 51-100				RPI 101+				Team's RPI: 238
RPI	S	Opponent	Score	RPI	S	Opponent	Score	RPI	S	Opponent	Score	RPI	S	Opponent	Score	
								63	H	Buffalo	69 75	197	H	Boston U.	64 44	
								65	N	Middle Tenn.	58 70	214	A	San Diego	76 78	
								81	A	Boston College	68 99	219	A	Cal St. Fullerton	62 67	
												276	H	Fairfield	59 46	
												287	H	Loyola Maryland	54 41	
												288	H	UMass Lowell	70 54	
												297	A	Vermont	66 42	
												300	N	UC Santa Barbara	56 62	
												311	A	New Hampshire	62 42	

LAST 12 Division I GAMES:																
				81	A	Boston College	68 99	300	N	UC Santa Barbara	56 62					
				311	A	New Hampshire	62 42	214	A	San Diego	76 78					
				63	H	Buffalo	69 75	219	A	Cal St. Fullerton	62 67					
				288	H	UMass Lowell	70 54	65	N	Middle Tenn.	58 70					
				276	H	Fairfield	59 46	297	A	Vermont	66 42					
				197	H	Boston U.	64 44	287	H	Loyola Maryland	54 41					

Non-Div I Games:

Dartmouth

Davidson				Through Games Of Dec. 30, 2018							
Average RPI	Win:	221	WON-LOST	WINNING	LAST 10	STRENGTH OF	OPP. STRENGTH	TEAM	ADJ.	CONF.	ADJ CONF.
Average RPI	Loss:	151	RECORD	PCT. RANK	GAMES	SCHEDULE	OF SCHEDULE	RPI	RPI	RPI	RPI
DIV. I ONLY			5- 7	201	4-6	198	201	199	199	16	16
DIV. I NON-CONF.			5- 7	205	0- 1	193	199	199	199	16	16

TOTALS	RPI 1-25			RPI 26-50		W-L RECORDS	RPI 51-100	RPI 101-150		RPI 150+	
5- 7	0- 1			0- 0		OVERALL	1- 2	0- 0		4- 4	
3- 1	0- 0			0- 0		HOME	0- 0	0- 0		3- 1	
2- 6	0- 1			0- 0		AWAY	1- 2	0- 0		1- 3	
0- 0	0- 0			0- 0		NEUTRAL	0- 0	0- 0		0- 0	
5- 7	0- 1			0- 0		NON-CONFERENCE	1- 2	0- 0		4- 4	
3- 1	0- 0			0- 0		HOME	0- 0	0- 0		3- 1	
2- 6	0- 1			0- 0		AWAY	1- 2	0- 0		1- 3	
0- 0	0- 0			0- 0		NEUTRAL	0- 0	0- 0		0- 0	
0- 0	0- 0			0- 0		CONFERENCE	0- 0	0- 0		0- 0	
0- 0	0- 0			0- 0		HOME	0- 0	0- 0		0- 0	
0- 0	0- 0			0- 0		AWAY	0- 0	0- 0		0- 0	
0- 0	0- 0			0- 0		NEUTRAL	0- 0	0- 0		0- 0	

RPI 1-25				RPI 26-50				RPI 51-100				RPI 101+ Team's RPI: 199			
RPI	S	Opponent	Score	RPI	S	Opponent	Score	RPI	S	Opponent	Score	RPI	S	Opponent	Score
8	A	NC State	45 75					76	A	Charlotte	66 78	158	H	Appalachian St.	78 81
								89	A	Clemson	90 80	177	H	William & Mary	76 65
								99	A	Princeton	57 65	182	H	High Point	71 62
												201	A	UNC Asheville	56 69
												219	A	Elon	72 73
												295	A	Gardner-Webb	49 54
												304	H	Presbyteri an	83 56
												351	A	Charleston So.	72 34

LAST 12 Division I GAMES:															
76	A	Charlotte	66 78	8	A	NC State	45 75	177	H	William & Mary	76 65	201	A	UNC Asheville	56 69
304	H	Presbyteri an	83 56	158	H	Appalachian St.	78 81	295	A	Gardner-Webb	49 54	351	A	Charleston So.	72 34
89	A	Clemson	90 80												
219	A	Elon	72 73												
99	A	Princeton	57 65												
182	H	High Point	71 62												

Non-Div I Games: Queens (NC) 80 47

Davidson

Average RPI Win: 175

Average RPI Loss: 47

WON-LOST
RECORDWINNING
PCT. RANKLAST 10
GAMESSTRENGTH OF
SCHEDULEOPP. STRENGTH
OF SCHEDULETEAM
RPIADJ.
RPICONF.
RPIADJ CONF.
RPIDIV. I ONLY
DIV. I NON-CONF.5- 6
5- 6180
1764-6
1- 06
6275
27361
6061
6016
1616
16

TOTALS

RPI 1-25

RPI 26-50

W-L RECORDS

RPI 51-100

RPI 101-150

RPI 150+

5- 6

0- 0

0- 4

OVERALL

3- 2

0- 0

2- 0

4- 1

0- 0

0- 1

HOME

2- 0

0- 0

2- 0

0- 4

0- 0

0- 2

AWAY

0- 2

0- 0

0- 0

1- 1

0- 0

0- 1

NEUTRAL

1- 0

0- 0

0- 0

5- 6

0- 0

0- 4

NON-CONFERENCE

3- 2

0- 0

2- 0

4- 1

0- 0

0- 1

HOME

2- 0

0- 0

2- 0

0- 4

0- 0

0- 2

AWAY

0- 2

0- 0

0- 0

1- 1

0- 0

0- 1

NEUTRAL

1- 0

0- 0

0- 0

0- 0

0- 0

0- 0

CONFERENCE

0- 0

0- 0

0- 0

0- 0

0- 0

0- 0

HOME

0- 0

0- 0

0- 0

0- 0

0- 0

0- 0

AWAY

0- 0

0- 0

0- 0

0- 0

0- 0

0- 0

NEUTRAL

0- 0

0- 0

0- 0

RPI 1-25

RPI 26-50

RPI 51-100

Team's RPI: 61



RPI 101+



RPI S Opponent Score



RPI S Opponent Score



RPI S Opponent Score



RPI S Opponent Score


26  Maryland 71  82


30  Northeastern 79  84


32  Green Bay 35  51



40 N  Virginia Tech 57  69


56  South Carolina 55  65


63  Buffalo 72 59

68 N  Georgia Tech 85 66



77  Toledo 70 49


95  James Madison 55  68


321  Colgate 67 58



348  Evansville 69 30



LAST 12 Division I GAMES:



40 N  Virginia Tech 57  69


348  Evansville 69 30


63  Buffalo 72 59



95  James Madison 55  68



56  South Carolina 55  65


32  Green Bay 35  51

68 N  Georgia Tech 85 66

77  Toledo 70 49

30  Northeastern 79  84

26  Maryland 71  82

321  Colgate 67 58

D
a
y
t
o
nD
a
y
t
o
n

Non-Div I Games:

Dayton

DePaul

DePaul				Through Games Of Dec. 30, 2018						
Average RPI Win: 172		WON-LOST RECORD	WINNING PCT. RANK	LAST 10 GAMES	STRENGTH OF SCHEDULE	OPP. STRENGTH OF SCHEDULE	TEAM RPI	ADJ. RPI	CONF. RPI	ADJ CONF. RPI
Average RPI Loss: 18										
DIV. I ONLY		9- 4	83	7-3	90	21	53	53	4	4
DIV. I NON-CONF.		9- 3	62	0- 0	89	23	37	37	4	4

TOTALS		RPI 1-25	RPI 26-50	W-L RECORDS	RPI 51-100	RPI 101-150	RPI 150+			
9- 4	0- 3		1- 0	OVERALL	3- 1	1- 0	4- 0			
5- 2	0- 1		1- 0	HOME	1- 1	0- 0	3- 0			
2- 1	0- 1		0- 0	AWAY	0- 0	1- 0	1- 0			
2- 1	0- 1		0- 0	NEUTRAL	2- 0	0- 0	0- 0			
9- 3	0- 3		1- 0	NON-CONFERENCE	3- 0	1- 0	4- 0			
5- 1	0- 1		1- 0	HOME	1- 0	0- 0	3- 0			
2- 1	0- 1		0- 0	AWAY	0- 0	1- 0	1- 0			
2- 1	0- 1		0- 0	NEUTRAL	2- 0	0- 0	0- 0			
0- 1	0- 0		0- 0	CONFERENCE	0- 1	0- 0	0- 0			
0- 1	0- 0		0- 0	HOME	0- 1	0- 0	0- 0			
0- 0	0- 0		0- 0	AWAY	0- 0	0- 0	0- 0			
0- 0	0- 0		0- 0	NEUTRAL	0- 0	0- 0	0- 0			

RPI 1-25				RPI 26-50				RPI 51-100 Team's RPI: 53				RPI 101+			
RPI	S	Opponent	Score	RPI	S	Opponent	Score	RPI	S	Opponent	Score	RPI	S	Opponent	Score
1	H	Notre Dame	77 101	32	H	Green Bay	73 64	64	H	Creighton	82 85	143	A	Oklahoma	87 76
2	A	UConn	63 99					69	N	Kansas St.	79 59	222	H	Temple	102 88
5	N	Syracuse	81 83					90	H	Northwestern	76 60	253	A	Loyola Chi cago	102 76
								99	N	Princeton	82 67	298	H	Tennessee St.	95 73
												343	H	Savannah St.	124 61
LAST 12 Division I GAMES:															
298	H	Tennessee St.	95 73	64	H	Creighton	82 85								
143	A	Oklahoma	87 76	253	A	Loyola Chi cago	102 76								
90	H	Northwestern	76 60	5	N	Syracuse	81 83								
222	H	Temple	102 88	69	N	Kansas St.	79 59								
2	A	UConn	63 99	99	N	Princeton	82 67								
343	H	Savannah St.	124 61	1	H	Notre Dame	77 101								

Non-Div I Games:

DePaul

DePaul

Average RPI Win:	286	WON-LOST	WINNING	LAST 10	STRENGTH OF	OPP. STRENGTH	TEAM	ADJ.	CONF.	ADJ CONF.
Average RPI Loss:	113	RECORD	PCT. RANK	GAMES	SCHEDULE	OF SCHEDULE	RPI	RPI	RPI	RPI
DIV. I ONLY	5- 7	201	5-5	153	305	213	213	13	13	
DIV. I NON-CONF.	5- 7	205	1- 0	155	305	215	215	13	13	

TOTALS	RPI 1-25	RPI 26-50	W-L RECORDS	RPI 51-100	RPI 101-150	RPI 150+				
5- 7	0- 1	0- 1	OVERALL	0- 1	0- 2	5- 2				
2- 2	0- 1	0- 1	HOME	0- 0	0- 0	2- 0				
1- 3	0- 0	0- 0	AWAY	0- 1	0- 0	1- 2				
2- 2	0- 0	0- 0	NEUTRAL	0- 0	0- 2	2- 0				
5- 7	0- 1	0- 1	NON-CONFERENCE	0- 1	0- 2	5- 2				
2- 2	0- 1	0- 1	HOME	0- 0	0- 0	2- 0				
1- 3	0- 0	0- 0	AWAY	0- 1	0- 0	1- 2				
2- 2	0- 0	0- 0	NEUTRAL	0- 0	0- 2	2- 0				
0- 0	0- 0	0- 0	CONFERENCE	0- 0	0- 0	0- 0				
0- 0	0- 0	0- 0	HOME	0- 0	0- 0	0- 0				
0- 0	0- 0	0- 0	AWAY	0- 0	0- 0	0- 0				
0- 0	0- 0	0- 0	NEUTRAL	0- 0	0- 0	0- 0				

RPI 1-25				RPI 26-50				RPI 51-100				RPI 101+ Team's RPI: 213			
RPI	S	Opponent	Score	RPI	S	Opponent	Score	RPI	S	Opponent	Score	RPI	S	Opponent	Score
20	H	UCF	60 71	26	H	Maryland	53 77	74	A	UNI	67 79	135	N	Montana St.	60 69
												138	N	Bradley	47 59
												171	N	Nicholls St.	71 56
												197	A	Boston U.	61 72
												200	A	George Mason	46 72
												284	H	Saint Joseph's	48 39
												295	H	Gardner-Webb	69 45
												340	N	Lafayette	65 47
												342	A	Delaware St.	85 77

LAST 12 Division I GAMES:															
284	H	Saint Joseph's	48 39	340	N	Lafayette	65 47	171	N	Nicholls St.	71 56	138	N	Bradley	47 59
26	H	Maryland	53 77	74	A	UNI	67 79	135	N	Montana St.	60 69	197	A	Boston U.	61 72
295	H	Gardner-Webb	69 45	200	A	George Mason	46 72	342	A	Delaware St.	85 77	284	H	Saint Joseph's	48 39
20	H	UCF	60 71	26	H	Maryland	53 77	74	A	UNI	67 79	295	H	Gardner-Webb	69 45
284	H	Saint Joseph's	48 39	340	N	Lafayette	65 47	171	N	Nicholls St.	71 56	340	N	Lafayette	65 47
26	H	Maryland	53 77	74	A	UNI	67 79	135	N	Montana St.	60 69	342	A	Delaware St.	85 77
295	H	Gardner-Webb	69 45	200	A	George Mason	46 72	342	A	Delaware St.	85 77				
20	H	UCF	60 71	26	H	Maryland	53 77	74	A	UNI	67 79				
284	H	Saint Joseph's	48 39	340	N	Lafayette	65 47	171	N	Nicholls St.	71 56				
26	H	Maryland	53 77	74	A	UNI	67 79	135	N	Montana St.	60 69				
295	H	Gardner-Webb	69 45	200	A	George Mason	46 72	342	A	Delaware St.	85 77				
20	H	UCF	60 71	26	H	Maryland	53 77	74	A	UNI	67 79				
284	H	Saint Joseph's	48 39	340	N	Lafayette	65 47	171	N	Nicholls St.	71 56				
26	H	Maryland	53 77	74	A	UNI	67 79	135	N	Montana St.	60 69				
295	H	Gardner-Webb	69 45	200	A	George Mason	46 72	342	A	Delaware St.	85 77				
20	H	UCF	60 71	26	H	Maryland	53 77	74	A	UNI	67 79				
284	H	Saint Joseph's	48 39	340	N	Lafayette	65 47	171	N	Nicholls St.	71 56				
26	H	Maryland	53 77	74	A	UNI	67 79	135	N	Montana St.	60 69				
295	H	Gardner-Webb	69 45	200	A	George Mason	46 72	342	A	Delaware St.	85 77				
20	H	UCF	60 71	26	H	Maryland	53 77	74	A	UNI	67 79				
284	H	Saint Joseph's	48 39	340	N	Lafayette	65 47	171	N	Nicholls St.	71 56				
26	H	Maryland	53 77	74	A	UNI	67 79	135	N	Montana St.	60 69				
295	H	Gardner-Webb	69 45	200	A	George Mason	46 72	342	A	Delaware St.	85 77				
20	H	UCF	60 71	26	H	Maryland	53 77	74	A	UNI	67 79				
284	H	Saint Joseph's	48 39	340	N	Lafayette	65 47	171	N	Nicholls St.	71 56				
26	H	Maryland	53 77	74	A	UNI	67 79	135	N	Montana St.	60 69				
295	H	Gardner-Webb	69 45	200	A	George Mason	46 72	342	A	Delaware St.	85 77				
20	H	UCF	60 71	26	H	Maryland	53 77	74	A	UNI	67 79				
284	H	Saint Joseph's	48 39	340	N	Lafayette	65 47	171	N	Nicholls St.	71 56				
26	H	Maryland	53 77	74	A	UNI	67 79	135	N	Montana St.	60 69				
295	H	Gardner-Webb	69 45	200	A	George Mason	46 72	342	A	Delaware St.	85 77				
20	H	UCF	60 71	26	H	Maryland	53 77	74	A	UNI	67 79				
284	H	Saint Joseph's	48 39	340	N	Lafayette	65 47	171	N	Nicholls St.	71 56				
26	H	Maryland	53 77	74	A	UNI	67 79	135	N	Montana St.	60 69				
295	H	Gardner-Webb	69 45	200	A	George Mason	46 72	342	A	Delaware St.	85 77				
20	H	UCF	60 71	26	H	Maryland	53 77	74	A	UNI	67 79				
284	H	Saint Joseph's	48 39	340	N	Lafayette	65 47	171	N	Nicholls St.	71 56				
26	H	Maryland	53 77	74	A	UNI	67 79	135	N	Montana St.	60 69				
295	H	Gardner-Webb	69 45	200	A	George Mason	46 72	342	A	Delaware St.	85 77				
20	H	UCF	60 71	26	H	Maryland	53 77	74	A	UNI	67 79				
284	H	Saint Joseph's	48 39	340	N	Lafayette	65 47	171	N	Nicholls St.	71 56				
26	H	Maryland	53 77	74	A	UNI	67 79	135	N	Montana St.	60 69				
295	H	Gardner-Webb	69 45	200	A	George Mason	46 72	342	A	Delaware St.	85 77				
20	H	UCF	60 71	26	H	Maryland	53 77	74	A	UNI	67 79				
284	H	Saint Joseph's	48 39	340	N	Lafayette	65 47	171	N	Nicholls St.	71 56				
26	H	Maryland	53 77	74	A	UNI	67 79	135	N	Montana St.	60 69				
295	H	Gardner-Webb	69 45	200	A	George Mason	46 72	342	A	Delaware St.	85 77				
20	H	UCF	60 71	26	H	Maryland	53 77	74	A	UNI	67 79				
284	H	Saint Joseph's	48 39	340	N	Lafayette	65 47	171	N	Nicholls St.	71 56				
26	H	Maryland	53 77	74	A	UNI	67 79	135	N	Montana St.	60 69				
295	H	Gardner-Webb	69 45	200	A	George Mason	46 72	342	A	Delaware St.	85 77				
20	H	UCF	60 71	26	H	Maryland	53 77	74	A	UNI	67 79				
284	H	Saint Joseph's	48 39	340	N	Lafayette	65 47	171	N	Nicholls St.	71 56				
26	H	Maryland	53 77	74	A	UNI	67 79	135	N	Montana St.	60 69				
295	H	Gardner-Webb	69 45	200	A	George Mason	46 72	342	A	Delaware St.	85 77				
20	H	UCF	60 71	26	H	Maryland	53 77	74	A	UNI	67 79				
284	H	Saint Joseph's	48 39	340	N	Lafayette	65 47	171	N	Nicholls St.	71 56				
26	H	Maryland	53 77	74	A	UNI	67 79	135	N	Montana St.	60 69				
295	H	Gardner-Webb	69 45	200	A	George Mason	46 72	342	A	Delaware St.	85 77				
20	H	UCF	60 71	26	H	Maryland	53 77	74	A	UNI	67 79				
284	H	Saint Joseph's	48 39	340	N	Lafayette	65 47	171	N	Nicholls St.	71 56				
26	H	Maryland	53 77	74	A	UNI	67 79	135	N	Montana St.	60 69				
295	H	Gardner-Webb	69 45	200	A	George Mason	46 72	342	A	Delaware St.	85 77				
20	H	UCF	60 71	26	H	Maryland	53 77	74	A	UNI	67 79				
284	H	Saint Joseph's	48 39	340	N	Lafayette	65 47	171	N	Nicholls St.	71 56				
26	H	Maryland	53 77	74	A	UNI	67 79	135	N	Montana St.	60 69				
295	H	Gardner-Webb	69 45	200	A	George Mason	46 72	342	A	Delaware St.	85 77				
20	H	UCF	60 71	26	H	Maryland	53 77	74	A	UNI	67 79				
284	H	Saint Joseph's	48 39	340	N	Lafayette	65 47	171	N	Nicholls St.	71 56				
26	H	Maryland	53 77	74	A	UNI	67 79	135	N	Montana St.	60 69				
295	H	Gardner-Webb	69 45	200	A	George Mason	46 72	342	A	Delaware St.	85 77				
20	H	UCF	60 71	26	H	Maryland	53 77	74	A	UNI	67 79				
284	H	Saint Joseph's	48 39	340	N	Lafayette	65 47	171	N	Nicholls St.	71 56				
26	H	Maryland	53 77	74	A	UNI	67 79	135	N	Montana St.	60 69				
295	H	Gardner-Webb	69 45	200	A	George Mason	46 72	342	A	Delaware St.	85 77				
20	H	UCF	60 71	26	H	Maryland	53 77	74	A	UNI	67 79				
284	H	Saint Joseph's	48 39	340	N	Lafayette	65 47	171	N	Nicholls St.	71 56				
26	H	Maryland	53 77	74	A	UNI	67 79	135	N	Montana St.	60 69				
295	H	Gardner-Webb	69 45	200	A	George Mason	46 72	342	A	Delaware St.	85 77				
20	H	UCF	60 71	26	H	Maryland	53 77	74	A	UNI	67 79				
284	H	Saint Joseph's	48 39	340	N	Lafayette	65 47	171	N	Nicholls St.	71 56				
26	H	Maryland	53 77	74	A	UNI	67 79	135	N	Montana St.	60 69				
295	H	Gardner-Webb	69 45	200	A	George Mason	46 72	342	A	Delaware St.	85 77				
20	H	UCF	60 71	26	H	Maryland	53 77	74	A	UNI	67 79				
284	H	Saint Joseph's	48 39	340	N	Lafayette	65 47	171	N	Nicholls St.	71 56				
26	H	Maryland	53 77	74	A	UNI	67 79	135	N	Montana St.	60 69				
295	H	Gardner-Webb	69 45	200	A	George Mason	46 72	342	A	Delaware St.	85 77				
20	H	UCF	60 71	26	H	Maryland	53 77	74	A	UNI	67 79				
284	H	Saint Joseph's	48 39	340	N	Lafayette	65 47	171	N	Nicholls St.	71 56				
26	H	Maryland	53 77	74	A	UNI	67 79	135	N	Montana St.	60 69				
295	H	Gardner-Webb	69 45	200	A	George Mason	46 72	342	A	Delaware St.	85 77				
20	H	UCF	60 71	26	H	Maryland	53 77	74	A	UNI	67 79				
284	H	Saint Joseph's	48 39	340	N	Lafayette	65 47	171	N	Nicholls St.	71 56				
26	H	Maryland	53 77	74	A	UNI	67 79	135	N	Montana St.	60 69				
295	H	Gardner-Webb	69 45	200	A	George Mason	46 72	342	A	Delaware St.	85 77				
20	H	UCF	60 71	26	H	Maryland	53 77	74	A	UNI	67 79				
284	H	Saint Joseph's	48 39	340	N	Lafayette	65 47	171	N	Nicholls St.	71 56				
26	H	Maryland	53 77	74	A	UNI	67 79	135	N	Montana St.	60 69				
295	H	Gardner-Webb	69 45	200	A	George Mason	46 72	342	A	Delaware St.	85 77				
20	H	UCF	60 71	26	H	Maryland	53 77	74	A	UNI	67 79				
284	H	Saint Joseph's	48 39	340	N	Lafayette	65 47	171	N	Nicholls St.	71 56				
26	H	Maryland	53 77	74	A	UNI	67 79	135	N	Montana St.	60 69				
295	H	Gardner-Webb	69 45	200	A	George Mason	46 72	342	A						

Average RPI Win:	0	WON-LOST	WINNING	LAST 10	STRENGTH OF	OPP. STRENGTH	TEAM	ADJ.	CONF.	ADJ CONF.
Average RPI Loss:	191	RECORD	PCT. RANK	GAMES	SCHEDULE	OF SCHEDULE	RPI	RPI	RPI	RPI
DIV. I ONLY	0- 8	338	2-8	259	260	342	342	32	32	
DIV. I NON-CONF.	0- 8	336	0- 1	257	257	343	343	32	32	

TOTALS	RPI 1-25	RPI 26-50	W-L RECORDS	RPI 51-100	RPI 101-150	RPI 150+				
0- 8	0- 0	0- 0	OVERALL	0- 2	0- 1	0- 5				
0- 2	0- 0	0- 0	HOME	0- 1	0- 0	0- 1				
0- 6	0- 0	0- 0	AWAY	0- 1	0- 1	0- 4				
0- 0	0- 0	0- 0	NEUTRAL	0- 0	0- 0	0- 0				
0- 8	0- 0	0- 0	NON-CONFERENCE	0- 2	0- 1	0- 5				
0- 2	0- 0	0- 0	HOME	0- 1	0- 0	0- 1				
0- 6	0- 0	0- 0	AWAY	0- 1	0- 1	0- 4				
0- 0	0- 0	0- 0	NEUTRAL	0- 0	0- 0	0- 0				
0- 0	0- 0	0- 0	CONFERENCE	0- 0	0- 0	0- 0				
0- 0	0- 0	0- 0	HOME	0- 0	0- 0	0- 0				
0- 0	0- 0	0- 0	AWAY	0- 0	0- 0	0- 0				
0- 0	0- 0	0- 0	NEUTRAL	0- 0	0- 0	0- 0				

RPI 1-25				RPI 26-50				RPI 51-100				RPI 101+ Team's RPI : 342					
RPI	S	Opponent	Score	RPI	S	Opponent	Score	RPI	S	Opponent	Score	RPI	S	Opponent	Score		
								71	A	St. John's (NY)	44	82	102	A	Xavier	59	80
								95	H	James Madison	57	103	203	A	Cornell	59	94
													213	H	Delaware	77	85
													222	A	Temple	61	75
													308	A	Robert Morris	63	64
													312	A	Marshall	63	75

LAST 12 Division I GAMES:																	
				203	A	Cornell	59	94	312	A	Marshall	63	75				
				102	A	Xavier	59	80	308	A	Robert Morris	63	64				
				71	A	St. John's (NY)	44	82									
				213	H	Delaware	77	85									
				95	H	James Madison	57	103									
				222	A	Temple	61	75									

Non-Div I Games: Post 65 53 Cheyney 79 59

Del aware St.

D
e
n
v
e
r

D
e
n
v
e
r

Denver

Average RPI Win: 337 WON-LOST RECORD WINNING PCT. RANK LAST 10 GAMES STRENGTH OF SCHEDULE OPP. STRENGTH OF SCHEDULE TEAM RPI ADJ. RPI CONF. RPI ADJ CONF. RPI

DIV. I ONLY	1- 11	336	1-9	180	315	324	324	18	18
DIV. I NON-CONF.	1- 9	325	0- 0	168	329	308	308	17	17
TOTALS	RPI 1-25	RPI 26-50	W-L RECORDS	RPI 51-100	RPI 101-150	RPI 150+			
1- 11	0- 0	0- 0	OVERALL	0- 1	0- 4	1- 6			
0- 5	0- 0	0- 0	HOME	0- 0	0- 2	0- 3			
1- 6	0- 0	0- 0	AWAY	0- 1	0- 2	1- 3			
0- 0	0- 0	0- 0	NEUTRAL	0- 0	0- 0	0- 0			
1- 9	0- 0	0- 0	NON-CONFERENCE	0- 1	0- 3	1- 5			
0- 3	0- 0	0- 0	HOME	0- 0	0- 1	0- 2			
1- 6	0- 0	0- 0	AWAY	0- 1	0- 2	1- 3			
0- 0	0- 0	0- 0	NEUTRAL	0- 0	0- 0	0- 0			
0- 2	0- 0	0- 0	CONFERENCE	0- 0	0- 1	0- 1			
0- 2	0- 0	0- 0	HOME	0- 0	0- 1	0- 1			
0- 0	0- 0	0- 0	AWAY	0- 0	0- 0	0- 0			
0- 0	0- 0	0- 0	NEUTRAL	0- 0	0- 0	0- 0			

RPI S Opponent	Score	RPI S Opponent	Score	RPI S Opponent	Score	RPI S Opponent	Score	Team's RPI: 324
				77 A Toledo	60 77	107 A Michigan	62 95	
						115 A Ohio St.	41 55	
						126 H Youngstown St.	59 85	
						133 H Miami (OH)	59 78	
						152 A Bowling Green	73 79	
						221 A Eastern Mich.	53 60	
						224 H Cleveland St.	49 67	
						253 A Loyola Chicago	43 52	
						296 H Omaha	42 51	
						326 H Western Mich.	44 54	
						337 A Manhattan	58 56	
LAST 12 Division I GAMES:								
296 H Omaha	42 51	224 H Cleveland St.	49 67					
337 A Manhattan	58 56	126 H Youngstown St.	59 85					
107 A Michigan	62 95	77 A Toledo	60 77					
133 H Miami (OH)	59 78	152 A Bowling Green	73 79					
253 A Loyola Chicago	43 52	326 H Western Mich.	44 54					
115 A Ohio St.	41 55	221 A Eastern Mich.	53 60					

Non-Div I Games: Mich. -Dearborn 68 60

Detroit Mercy

DrakeDrake

Drake

Page 71

Average RPI Win: 260

Average RPI Loss: 78

WON-LOST
RECORDWINNING
PCT. RANKLAST 10
GAMESSTRENGTH OF
SCHEDULEOPP. STRENGTH
OF SCHEDULETEAM
RPIADJ.
RPICONF.
RPIADJ CONF.
RPIDIV. I ONLY
DIV. I NON-CONF.8- 3
8- 370
728-2
1- 0286
287180
179166
167166
16713
1313
13

TOTALS

RPI 1-25

RPI 26-50

W-L RECORDS

RPI 51-100

RPI 101-150

RPI 150+

8- 3 0- 0
3- 2 0- 0
4- 0 0- 0
1- 1 0- 01- 0
1- 0
0- 0
0- 0OVERALL
HOME
AWAY
NEUTRAL0- 3
0- 2
0- 0
0- 10- 0
0- 0
0- 0
0- 07- 0
2- 0
4- 0
1- 08- 3 0- 0
3- 2 0- 0
4- 0 0- 0
1- 1 0- 01- 0
1- 0
0- 0
0- 0NON-CONFERENCE
HOME
AWAY
NEUTRAL0- 3
0- 2
0- 0
0- 10- 0
0- 0
0- 0
0- 07- 0
2- 0
4- 0
1- 00- 0 0- 0
0- 0 0- 0
0- 0 0- 0
0- 0 0- 00- 0
0- 0
0- 0
0- 0CONFERENCE
HOME
AWAY
NEUTRAL0- 0
0- 0
0- 0
0- 00- 0
0- 0
0- 0
0- 00- 0
0- 0
0- 0
0- 0

RPI 1-25

RPI 26-50

RPI 51-100

RPI 101+

Team's RPI: 166

RPI S Opponent Score

RPI S Opponent Score
39 H Bucknell 64 42RPI S Opponent Score
67 H Quinnipiac 52 56
80 N Wright St. 63 71
87 H Penn 39 55RPI S Opponent Score
267 A Richmond 58 35
268 A La Salle 58 43
284 H Saint Joseph's 51 34
293 N Siena 51 39
295 H Gardner-Webb 65 48
297 A Vermont 60 44
337 A Manhattan 53 39

LAST 12 Division I GAMES:

297 A Vermont 60 44
293 N Siena 51 39
39 H Bucknell 64 42
284 H Saint Joseph's 51 34
67 H Quinnipiac 52 56267 A Richmond 58 35
87 H Penn 39 55
295 H Gardner-Webb 65 48
80 N Wright St. 63 71
337 A Manhattan 53 39
268 A La Salle 58 43D
r
e
x
e
lD
r
e
x
e
l

Non-Div I Games:

Drexel

Loss, Non-Conf, S Site, H Home A Away N Neutral

Average RPI Win:	167	WON-LOST	WINNING	LAST 10	STRENGTH OF	OPP. STRENGTH	TEAM	ADJ.	CONF.	ADJ CONF.
Average RPI Loss:	80	RECORD	PCT. RANK	GAMES	SCHEDULE	OF SCHEDULE	RPI	RPI	RPI	RPI
DIV. I ONLY	8- 4	92	7-3	40	135	42	42	1	1	
DIV. I NON-CONF.	8- 4	91	0- 1	44	135	43	43	1	1	

TOTALS	RPI 1-25	RPI 26-50	W-L RECORDS	RPI 51-100	RPI 101-150	RPI 150+				
8- 4	0- 0	0- 1	OVERALL	2- 2	2- 1	4- 0				
5- 0	0- 0	0- 0	HOME	1- 0	1- 0	3- 0				
2- 2	0- 0	0- 0	AWAY	1- 2	1- 0	0- 0				
1- 2	0- 0	0- 1	NEUTRAL	0- 0	0- 1	1- 0				
8- 4	0- 0	0- 1	NON-CONFERENCE	2- 2	2- 1	4- 0				
5- 0	0- 0	0- 0	HOME	1- 0	1- 0	3- 0				
2- 2	0- 0	0- 0	AWAY	1- 2	1- 0	0- 0				
1- 2	0- 0	0- 1	NEUTRAL	0- 0	0- 1	1- 0				
0- 0	0- 0	0- 0	CONFERENCE	0- 0	0- 0	0- 0				
0- 0	0- 0	0- 0	HOME	0- 0	0- 0	0- 0				
0- 0	0- 0	0- 0	AWAY	0- 0	0- 0	0- 0				
0- 0	0- 0	0- 0	NEUTRAL	0- 0	0- 0	0- 0				

RPI 1-25				RPI 26-50				Team's RPI: 42				RPI 51-100				RPI 101+			
RPI	S	Opponent	Score	RPI	S	Opponent	Score	RPI	S	Opponent	Score	RPI	S	Opponent	Score	RPI	S	Opponent	Score
49	N	Missouri	54 62					55	A	Maine	66 63	120	N	Washington	64 71				
								59	A	Oregon St.	57 71	128	H	FGCU	57 41				
								90	A	Northwestern	58 84	150	A	Wisconsin	60 53				
								96	H	Marist	64 56	196	H	East Carolina	83 66				
												219	H	Elon	81 64				
												230	N	Ball St.	79 62				
												258	H	UNLV	66 38				
LAST 12 Division I GAMES:																			
49	N	Missouri	54 62	128	H	FGCU	57 41												
230	N	Ball St.	79 62	196	H	East Carolina	83 66												
120	N	Washington	64 71	59	A	Oregon St.	57 71												
219	H	Elon	81 64	258	H	UNLV	66 38												
55	A	Maine	66 63	96	H	Marist	64 56												
90	A	Northwestern	58 84	150	A	Wisconsin	60 53												

Non-Div I Games:

Duke

D
u
q
u
e
s
n
e

Duquesne				Through Games Of Dec. 30, 2018							
Average RPI	Win:	197	WON-LOST	WINNING	LAST 10	STRENGTH OF	OPP. STRENGTH	TEAM	ADJ.	CONF.	ADJ CONF.
Average RPI	Loss:	93	RECORD	PCT. RANK	GAMES	SCHEDULE	OF SCHEDULE	RPI	RPI	RPI	RPI
DIV. I ONLY		5- 7		201	5-5	57	132	125	125	16	16
DIV. I NON-CONF.		5- 7		205	0- 1	57	129	122	122	16	16

TOTALS	RPI 1-25		RPI 26-50		W-L RECORDS	RPI 51-100		RPI 101-150		RPI 150+	
5- 7	0- 2		0- 0		OVERALL	0- 3		1- 1		4- 1	
2- 2	0- 1		0- 0		HOME	0- 1		0- 0		2- 0	
3- 3	0- 0		0- 0		AWAY	0- 2		1- 1		2- 0	
0- 2	0- 1		0- 0		NEUTRAL	0- 0		0- 0		0- 1	
5- 7	0- 2		0- 0		NON-CONFERENCE	0- 3		1- 1		4- 1	
2- 2	0- 1		0- 0		HOME	0- 1		0- 0		2- 0	
3- 3	0- 0		0- 0		AWAY	0- 2		1- 1		2- 0	
0- 2	0- 1		0- 0		NEUTRAL	0- 0		0- 0		0- 1	
0- 0	0- 0		0- 0		CONFERENCE	0- 0		0- 0		0- 0	
0- 0	0- 0		0- 0		HOME	0- 0		0- 0		0- 0	
0- 0	0- 0		0- 0		AWAY	0- 0		0- 0		0- 0	
0- 0	0- 0		0- 0		NEUTRAL	0- 0		0- 0		0- 0	

RPI 1-25				RPI 26-50				RPI 51-100				RPI 101+ Team's RPI: 125			
RPI	S	Opponent	Score	RPI	S	Opponent	Score	RPI	S	Opponent	Score	RPI	S	Opponent	Score
5	N	Syracuse	71 87					75	A	Texas	41 78	104	A	Penn St.	64 58
20	H	UCF	63 71					77	A	Toledo	52 65	114	A	TCU	48 61
								91	H	Pittsburgh	58 66	153	A	Kent St.	77 72
												215	H	Mt. St. Mary's	73 64
												237	A	Saint Francis (PA)	93 73
												270	N	Liberty	51 55
												275	H	ETSU	66 58

LAST 12 Division I GAMES:															
91	H	Pittsburgh	58 66	5	N	Syracuse	71 87	275	H	ETSU	66 58				
270	N	Liberty	51 55	20	H	UCF	63 71	104	A	Penn St.	64 58				
77	A	Toledo	52 65	153	A	Kent St.	77 72	237	A	Saint Francis (PA)	93 73				
215	H	Mt. St. Mary's	73 64												
75	A	Texas	41 78												
114	A	TCU	48 61												

Non-Div I Games:

Duquesne

D
u
q
u
e
s
n
e

**E
T
S
U**

ETSU

ETSU

Average RPI Win:	265	WON-LOST	WINNING	LAST 10	STRENGTH OF	OPP. STRENGTH	TEAM	ADJ.	CONF.	ADJ CONF.
Average RPI Loss:	113	RECORD	PCT. RANK	GAMES	SCHEDULE	OF SCHEDULE	RPI	RPI	RPI	RPI
DIV. I ONLY	9- 4	83	6-4	307	217	196	196	8	8	
DIV. I NON-CONF.	9- 4	85	0- 1	307	219	196	196	8	8	

TOTALS	RPI 1-25	RPI 26-50	W-L RECORDS	RPI 51-100	RPI 101-150	RPI 150+				
9- 4	0- 0	0- 1	OVERALL	1- 1	0- 0	8- 2				
7- 1	0- 0	0- 0	HOME	1- 0	0- 0	6- 1				
0- 3	0- 0	0- 1	AWAY	0- 1	0- 0	0- 1				
2- 0	0- 0	0- 0	NEUTRAL	0- 0	0- 0	2- 0				
9- 4	0- 0	0- 1	NON-CONFERENCE	1- 1	0- 0	8- 2				
7- 1	0- 0	0- 0	HOME	1- 0	0- 0	6- 1				
0- 3	0- 0	0- 1	AWAY	0- 1	0- 0	0- 1				
2- 0	0- 0	0- 0	NEUTRAL	0- 0	0- 0	2- 0				
0- 0	0- 0	0- 0	CONFERENCE	0- 0	0- 0	0- 0				
0- 0	0- 0	0- 0	HOME	0- 0	0- 0	0- 0				
0- 0	0- 0	0- 0	AWAY	0- 0	0- 0	0- 0				
0- 0	0- 0	0- 0	NEUTRAL	0- 0	0- 0	0- 0				

RPI	S	Opponent	Score	RPI	S	Opponent	Score	RPI	S	Opponent	Score	RPI	S	Opponent	Score	Team's RPI: 196
42	A	Duke	66 83	76	A	Charlotte	46 52	155	H	UNCW	68 71	177	A	William & Mary	43 63	
				78	H	Wake Forest	70 61	246	H	Monmouth	73 67	250	H	Kennesaw St.	68 56	
								264	H	UMES	84 69	270	H	Liberty	66 63	
								279	N	South Carolina St.	71 63	315	H	USC Upstate	63 53	
								338	H	Grand Canyon	59 47	344	N	Longwood	61 52	

LAST 12 Division I GAMES:																
155	H	UNCW	68 71	279	N	South Carolina St.	71 63	344	N	Longwood	61 52	315	H	USC Upstate	63 53	
42	A	Duke	66 83	76	A	Charlotte	46 52	270	H	Liberty	66 63	76	A	Charlotte	46 52	
78	H	Wake Forest	70 61	177	A	William & Mary	43 63	338	H	Grand Canyon	59 47	246	H	Monmouth	73 67	
250	H	Kennesaw St.	68 56													

Non-Div I Games:

East Carolina

Average RPI Win:	253	WON-LOST	WINNING	LAST 10	STRENGTH OF	OPP. STRENGTH	TEAM	ADJ.	CONF.	ADJ CONF.
Average RPI Loss:	137	RECORD	PCT. RANK	GAMES	SCHEDULE	OF SCHEDULE	RPI	RPI	RPI	RPI
DIV. I ONLY	3- 5	228	5-5	140	294	198	198	20	20	
DIV. I NON-CONF.	3- 5	226	0- 0	140	293	198	198	20	20	

TOTALS	RPI 1-25	RPI 26-50	W-L RECORDS	RPI 51-100	RPI 101-150	RPI 150+				
3- 5	0- 1	0- 0	OVERALL	0- 1	0- 2	3- 1				
2- 0	0- 0	0- 0	HOME	0- 0	0- 0	2- 0				
0- 5	0- 1	0- 0	AWAY	0- 1	0- 2	0- 1				
1- 0	0- 0	0- 0	NEUTRAL	0- 0	0- 0	1- 0				
3- 5	0- 1	0- 0	NON-CONFERENCE	0- 1	0- 2	3- 1				
2- 0	0- 0	0- 0	HOME	0- 0	0- 0	2- 0				
0- 5	0- 1	0- 0	AWAY	0- 1	0- 2	0- 1				
1- 0	0- 0	0- 0	NEUTRAL	0- 0	0- 0	1- 0				
0- 0	0- 0	0- 0	CONFERENCE	0- 0	0- 0	0- 0				
0- 0	0- 0	0- 0	HOME	0- 0	0- 0	0- 0				
0- 0	0- 0	0- 0	AWAY	0- 0	0- 0	0- 0				
0- 0	0- 0	0- 0	NEUTRAL	0- 0	0- 0	0- 0				

RPI 1-25				RPI 26-50				RPI 51-100				RPI 101+				Team's RPI: 198
RPI	S	Opponent	Score	RPI	S	Opponent	Score	RPI	S	Opponent	Score	RPI	S	Opponent	Score	
19	A	Butler	37 72					98	A	Northern Ill.	59 78	121	A	Southern Ill.	59 73	
												138	A	Bradley	64 67	
												170	H	Indiana St.	63 39	
												244	N	Western Ill.	64 62	
												307	A	Valparaiso	60 62	
												346	H	Purdue Fort Wayne	72 63	

LAST 12 Division I GAMES:																
170	H	Indiana St.	63 39	121	A	Southern Ill.	59 73	244	N	Western Ill.	64 62	307	A	Valparaiso	60 62	
98	A	Northern Ill.	59 78					138	A	Bradley	64 67	346	H	Purdue Fort Wayne	72 63	
								19	A	Butler	37 72					

Non-Div I Games: Lincoln Christian 97 34 Eureka 104 48 Oakland City 102 43

Eastern Ill.

Average RPI Win: 0
Average RPI Loss: 169

WON-LOST
RECORD

WINNING
PCT. RANK

LAST 10
GAMES

STRENGTH OF
SCHEDULE

OPP. STRENGTH
OF SCHEDULE

TEAM
RPI

ADJ.
RPI

CONF.
RPI

ADJ CONF.
RPI

DIV. I ONLY
DIV. I NON-CONF.

0- 9
0- 9

338
336

2-8
0- 1

7
7

351
351

248
244

248
244

20
20

20
20

TOTALS

RPI 1-25

RPI 26-50

W-L RECORDS

RPI 51-100

RPI 101-150

RPI 150+

0- 9 0- 1
0- 2 0- 0
0- 5 0- 0
0- 2 0- 1

0- 0
0- 0
0- 0
0- 0

OVERALL
HOME
AWAY
NEUTRAL

0- 1
0- 0
0- 1
0- 0

0- 1
0- 0
0- 1
0- 0

0- 6
0- 2
0- 3
0- 1

0- 9 0- 1
0- 2 0- 0
0- 5 0- 0
0- 2 0- 1

0- 0
0- 0
0- 0
0- 0

NON-CONFERENCE
HOME
AWAY
NEUTRAL

0- 1
0- 0
0- 1
0- 0

0- 1
0- 0
0- 1
0- 0

0- 6
0- 2
0- 3
0- 1

0- 0 0- 0
0- 0 0- 0
0- 0 0- 0
0- 0 0- 0

0- 0
0- 0
0- 0
0- 0

CONFERENCE
HOME
AWAY
NEUTRAL

0- 0
0- 0
0- 0
0- 0

0- 0
0- 0
0- 0
0- 0

0- 0
0- 0
0- 0
0- 0

RPI 1-25

RPI S Opponent Score
17 N Florida St. 45 62

RPI 26-50

RPI S Opponent Score

RPI 51-100

RPI S Opponent Score
57 A Ohio 60 100

RPI 101+

Team's RPI: 248

RPI S Opponent Score
133 A Miami (OH) 44 60
188 A West Virginia 29 78
188 N West Virginia 39 81
200 H George Mason 75 91
204 H Saint Louis 43 70
205 A Akron 54 63
326 A Western Mich. 53 64

LAST 12 Division I GAMES:

188 N West Virginia 39 81 57 A Ohio 60 100
188 A West Virginia 29 78 133 A Miami (OH) 44 60
200 H George Mason 75 91 204 H Saint Louis 43 70
205 A Akron 54 63
326 A Western Mich. 53 64
17 N Florida St. 45 62

Non-Div I Games:

Brescia

70 41

Ky. Christian

90 35

Eastern Ky.

Loss, Non-Conf, S Site, H Home A Away N Neutral

Average RPI Win:	294	WON-LOST	WINNING	LAST 10	STRENGTH OF	OPP. STRENGTH	TEAM	ADJ.	CONF.	ADJ CONF.
Average RPI Loss:	118	RECORD	PCT. RANK	GAMES	SCHEDULE	OF SCHEDULE	RPI	RPI	RPI	RPI
DIV. I ONLY	6- 4	122	6-4	312	210	221	221	9	9	
DIV. I NON-CONF.	6- 4	124	0- 0	312	209	221	221	9	9	

TOTALS	RPI 1-25	RPI 26-50	W-L RECORDS	RPI 51-100	RPI 101-150	RPI 150+				
6- 4	0- 2	0- 0	OVERALL	0- 0	0- 0	6- 2				
4- 0	0- 0	0- 0	HOME	0- 0	0- 0	4- 0				
2- 1	0- 0	0- 0	AWAY	0- 0	0- 0	2- 1				
0- 3	0- 2	0- 0	NEUTRAL	0- 0	0- 0	0- 1				
6- 4	0- 2	0- 0	NON-CONFERENCE	0- 0	0- 0	6- 2				
4- 0	0- 0	0- 0	HOME	0- 0	0- 0	4- 0				
2- 1	0- 0	0- 0	AWAY	0- 0	0- 0	2- 1				
0- 3	0- 2	0- 0	NEUTRAL	0- 0	0- 0	0- 1				
0- 0	0- 0	0- 0	CONFERENCE	0- 0	0- 0	0- 0				
0- 0	0- 0	0- 0	HOME	0- 0	0- 0	0- 0				
0- 0	0- 0	0- 0	AWAY	0- 0	0- 0	0- 0				
0- 0	0- 0	0- 0	NEUTRAL	0- 0	0- 0	0- 0				

RPI 1-25				RPI 26-50				RPI 51-100				RPI 101+ Team's RPI: 221			
RPI	S	Opponent	Score	RPI	S	Opponent	Score	RPI	S	Opponent	Score	RPI	S	Opponent	Score
6	N	Iowa St.	59 85									172	A	Illinois	66 72
19	N	Butler	63 73									194	H	Illinois St.	50 41
												224	H	Cleveland St.	69 63
												274	N	UNC Greensboro	44 49
												324	H	Detroit Mercy	60 53
												329	H	UIC	52 38
												344	A	Longwood	64 45
												346	A	Purdue Fort Wayne	87 72

LAST 12 Division I GAMES:															
346	A	Purdue Fort Wayne	87 72	19	N	Butler	63 73	274	N	UNC Greensboro	44 49				
324	H	Detroit Mercy	60 53					344	A	Longwood	64 45				
172	A	Illinois	66 72					224	H	Cleveland St.	69 63				
329	H	UIC	52 38												
6	N	Iowa St.	59 85												
194	H	Illinois St.	50 41												

Non-Div I Games: Northwood 53 39

Eastern Mich.

Average RPI Win: 335		WON-LOST	WINNING	LAST 10	STRENGTH OF	OPP. STRENGTH	TEAM	ADJ.	CONF.	ADJ CONF.
Loss: 104		RECORD	PCT. RANK	GAMES	SCHEDULE	OF SCHEDULE	RPI	RPI	RPI	RPI
DIV. I ONLY		1- 8	322	2-8	41	232	233	233	11	11
DIV. I NON-CONF.		0- 8	336	0- 0	21	192	249	249	11	11
TOTALS		RPI 1-25		RPI 26-50	W-L RECORDS		RPI 51-100	RPI 101-150	RPI 150+	
1- 8	0- 1			0- 1	OVERALL		0- 3	0- 1	1- 2	
0- 3	0- 1			0- 0	HOME		0- 1	0- 1	0- 0	
1- 3	0- 0			0- 1	AWAY		0- 1	0- 0	1- 1	
0- 2	0- 0			0- 0	NEUTRAL		0- 1	0- 0	0- 1	
0- 8	0- 1			0- 1	NON-CONFERENCE		0- 3	0- 1	0- 2	
0- 3	0- 1			0- 0	HOME		0- 1	0- 1	0- 0	
0- 3	0- 0			0- 1	AWAY		0- 1	0- 0	0- 1	
0- 2	0- 0			0- 0	NEUTRAL		0- 1	0- 0	0- 1	
1- 0	0- 0			0- 0	CONFERENCE		0- 0	0- 0	1- 0	
0- 0	0- 0			0- 0	HOME		0- 0	0- 0	0- 0	
1- 0	0- 0			0- 0	AWAY		0- 0	0- 0	1- 0	
0- 0	0- 0			0- 0	NEUTRAL		0- 0	0- 0	0- 0	

RPI 1-25				RPI 26-50				RPI 51-100				RPI 101+ Team' s RPI : 233			
RPI	S	Opponent	Score	RPI	S	Opponent	Score	RPI	S	Opponent	Score	RPI	S	Opponent	Score
11	H	Gonzaga	51 63	48	A	BYU	65 80	54	H	Utah	51 95	106	H	Fresno St.	58 68
								59	N	Oregon St.	45 93	184	N	UC Ri versi de	45 57
								73	A	Boi se St.	55 67	294	A	Cal Poly	55 59
												335	A	Weber St.	64 58
LAST 12 Di vi si on I GAMES:															
294	A	Cal Poly	55 59	335	A	Weber St.	64 58								
54	H	Utah	51 95	184	N	UC Ri versi de	45 57								
48	A	BYU	65 80	59	N	Oregon St.	45 93								
11	H	Gonzaga	51 63	73	A	Boi se St.	55 67								
				106	H	Fresno St.	58 68								

Non-Div I Games:	Eastern Ore.	66	45
------------------	--------------	----	----

Eastern Wash.

■ Loss, ■ Non-Conf, S Site, H Home A Away N Neutral

En

E
l
o
n

El on

Page 81

Average RPI Win:	338	WON-LOST	WINNING	LAST 10	STRENGTH OF	OPP. STRENGTH	TEAM	ADJ.	CONF.	ADJ CONF.
Average RPI Loss:	236	RECORD	PCT. RANK	GAMES	SCHEDULE	OF SCHEDULE	RPI	RPI	RPI	RPI
DIV. I ONLY	2- 9	300	2-8	347	293	348	348	14	14	
DIV. I NON-CONF.	2- 9	297	0- 1	347	292	348	348	14	14	

TOTALS	RPI 1-25	RPI 26-50	W-L RECORDS	RPI 51-100	RPI 101-150	RPI 150+				
2- 9	0- 0	0- 0	OVERALL	0- 1	0- 1	2- 7				
1- 4	0- 0	0- 0	HOME	0- 0	0- 0	1- 4				
1- 5	0- 0	0- 0	AWAY	0- 1	0- 1	1- 3				
0- 0	0- 0	0- 0	NEUTRAL	0- 0	0- 0	0- 0				
2- 9	0- 0	0- 0	NON-CONFERENCE	0- 1	0- 1	2- 7				
1- 4	0- 0	0- 0	HOME	0- 0	0- 0	1- 4				
1- 5	0- 0	0- 0	AWAY	0- 1	0- 1	1- 3				
0- 0	0- 0	0- 0	NEUTRAL	0- 0	0- 0	0- 0				
0- 0	0- 0	0- 0	CONFERENCE	0- 0	0- 0	0- 0				
0- 0	0- 0	0- 0	HOME	0- 0	0- 0	0- 0				
0- 0	0- 0	0- 0	AWAY	0- 0	0- 0	0- 0				
0- 0	0- 0	0- 0	NEUTRAL	0- 0	0- 0	0- 0				

RPI 1-25				RPI 26-50				RPI 51-100				RPI 101+				Team's RPI: 348
RPI	S	Opponent	Score	RPI	S	Opponent	Score	RPI	S	Opponent	Score	RPI	S	Opponent	Score	
								61	A	Dayton	30 69	150	A	Wisconsin	60 96	
												210	A	Morehead St.	63 85	
												216	H	Southeast Mo. St.	50 54	
												249	A	Murray St.	53 81	
												254	H	SIUE	45 54	
												312	A	Marshall	65 72	
												329	H	UIC	54 62	
												331	A	Chicago St.	67 58	
												345	H	Austin Peay	56 52	
												346	H	Purdue Fort Wayne	66 72	

LAST 12 Division I GAMES:																
150	A	Wisconsin	60 96	329	H	UIC	54 62									
345	H	Austin Peay	56 52	210	A	Morehead St.	63 85									
61	A	Dayton	30 69	312	A	Marshall	65 72									
216	H	Southeast Mo. St.	50 54	346	H	Purdue Fort Wayne	66 72									
249	A	Murray St.	53 81	254	H	SIUE	45 54									
				331	A	Chicago St.	67 58									

Non-Div I Games:

Average RPI	Win: 218	WON-LOST RECORD	WINNING PCT. RANK	LAST 10 GAMES	STRENGTH OF SCHEDULE	OPP. STRENGTH OF SCHEDULE	TEAM RPI	ADJ. RPI	CONF. RPI	ADJ CONF. RPI
Average RPI	Loss: 55									
DIV. I ONLY	7- 4	108	7-3	212	45	128	128	27	27	
DIV. I NON-CONF.	7- 4	108	0- 1	209	46	124	124	27	27	

TOTALS	RPI 1-25	RPI 26-50	W-L RECORDS	RPI 51-100	RPI 101-150	RPI 150+				
7- 4	0- 1	0- 2	OVERALL	0- 0	2- 1	5- 0				
4- 1	0- 0	0- 0	HOME	0- 0	2- 1	2- 0				
2- 2	0- 0	0- 2	AWAY	0- 0	0- 0	2- 0				
1- 1	0- 1	0- 0	NEUTRAL	0- 0	0- 0	1- 0				
7- 4	0- 1	0- 2	NON-CONFERENCE	0- 0	2- 1	5- 0				
4- 1	0- 0	0- 0	HOME	0- 0	2- 1	2- 0				
2- 2	0- 0	0- 2	AWAY	0- 0	0- 0	2- 0				
1- 1	0- 1	0- 0	NEUTRAL	0- 0	0- 0	1- 0				
0- 0	0- 0	0- 0	CONFERENCE	0- 0	0- 0	0- 0				
0- 0	0- 0	0- 0	HOME	0- 0	0- 0	0- 0				
0- 0	0- 0	0- 0	AWAY	0- 0	0- 0	0- 0				
0- 0	0- 0	0- 0	NEUTRAL	0- 0	0- 0	0- 0				

RPI	S	Opponent	Score	RPI	S	Opponent	Score	RPI	S	Opponent	Score	RPI	S	Opponent	Score	Team's RPI: 128
4	N	Stanford	65 88	33	A	South Dakota St.	62 80					110	H	Houston	76 71	
				42	A	Duke	41 57					141	H	UAB	60 62	
												148	H	Abilene Christian	81 65	
												181	N	American	90 71	
												231	H	Coppin St.	93 61	
												237	A	Saint Francis (PA)	83 69	
												280	A	Hawaii	73 67	
												336	H	FIU	100 58	

LAST 12 Division I GAMES:																
		42	A	Duke	41	57				110	H	Houston	76	71		
		141	H	UAB	60	62				181	N	American	90	71		
		231	H	Coppin St.	93	61				280	A	Hawaii	73	67		
		148	H	Abilene Christian	81	65				4	N	Stanford	65	88		
		237	A	Saint Francis (PA)	83	69				336	H	FIU	100	58		
										33	A	South Dakota St.	62	80		

Non-Div I Games: Fla. Memorial 99 68 Johnson & Wales (FL) 109 64

FGCU

Average RPI Win:	336	WON-LOST	WINNING	LAST 10	STRENGTH OF	OPP. STRENGTH	TEAM	ADJ.	CONF.	ADJ CONF.
Average RPI Loss:	180	RECORD	PCT. RANK	GAMES	SCHEDULE	OF SCHEDULE	RPI	RPI	RPI	RPI
DIV. I ONLY	3- 9	271	3-7	277	333	336	336	19	19	
DIV. I NON-CONF.	3- 9	270	0- 1	275	332	336	336	19	19	

TOTALS	RPI 1-25	RPI 26-50	W-L RECORDS	RPI 51-100	RPI 101-150	RPI 150+				
3- 9	0- 0	0- 1	OVERALL	0- 0	0- 2	3- 6				
3- 6	0- 0	0- 1	HOME	0- 0	0- 1	3- 4				
0- 3	0- 0	0- 0	AWAY	0- 0	0- 1	0- 2				
0- 0	0- 0	0- 0	NEUTRAL	0- 0	0- 0	0- 0				
3- 9	0- 0	0- 1	NON-CONFERENCE	0- 0	0- 2	3- 6				
3- 6	0- 0	0- 1	HOME	0- 0	0- 1	3- 4				
0- 3	0- 0	0- 0	AWAY	0- 0	0- 1	0- 2				
0- 0	0- 0	0- 0	NEUTRAL	0- 0	0- 0	0- 0				
0- 0	0- 0	0- 0	CONFERENCE	0- 0	0- 0	0- 0				
0- 0	0- 0	0- 0	HOME	0- 0	0- 0	0- 0				
0- 0	0- 0	0- 0	AWAY	0- 0	0- 0	0- 0				
0- 0	0- 0	0- 0	NEUTRAL	0- 0	0- 0	0- 0				

RPI 1-25				RPI 26-50				RPI 51-100				RPI 101+				Team's RPI: 336	
RPI	S	Opponent	Score	RPI	S	Opponent	Score	RPI	S	Opponent	Score	RPI	S	Opponent	Score		
				41	H	Miami (FL)	43 94					128	A	FGCU	58 100		
												131	H	South Alabama	77 84		
												174	H	Georgia St.	61 67		
												190	H	Campbell	54 59		
												206	H	Howard	62 89		
												223	A	Bethune-Cookman	57 68		
												228	H	Jacksonville	62 73		
												302	A	North Florida	53 62		
												328	H	Florida A&M	77 54		
												330	H	Morgan St.	59 50		
												350	H	Alcorn	75 40		
LAST 12 Division I GAMES:																	
				131	H	South Alabama	77 84					330	H	Morgan St.	59 50		
				190	H	Campbell	54 59					328	H	Florida A&M	77 54		
				228	H	Jacksonville	62 73					223	A	Bethune-Cookman	57 68		
				350	H	Alcorn	75 40					128	A	FGCU	58 100		
				206	H	Howard	62 89					174	H	Georgia St.	61 67		
				302	A	North Florida	53 62					41	H	Miami (FL)	43 94		

Non-Div I Games: Palm Beach Atl. 63 66

FIU

Average RPI Win:	315	WON-LOST	WINNING	LAST 10	STRENGTH OF	OPP. STRENGTH	TEAM	ADJ.	CONF.	ADJ CONF.
Average RPI Loss:	161	RECORD	PCT. RANK	GAMES	SCHEDULE	OF SCHEDULE	RPI	RPI	RPI	RPI
DIV. I ONLY	3- 8	265	2-8	192	317	276	276	28	28	
DIV. I NON-CONF.	3- 8	265	1- 0	188	315	277	277	28	28	

TOTALS	RPI 1-25	RPI 26-50	W-L RECORDS	RPI 51-100	RPI 101-150	RPI 150+				
3- 8	0- 0	0- 2	OVERALL	0- 0	0- 1	3- 5				
1- 2	0- 0	0- 1	HOME	0- 0	0- 0	1- 1				
1- 3	0- 0	0- 0	AWAY	0- 0	0- 1	1- 2				
1- 3	0- 0	0- 1	NEUTRAL	0- 0	0- 0	1- 2				
3- 8	0- 0	0- 2	NON-CONFERENCE	0- 0	0- 1	3- 5				
1- 2	0- 0	0- 1	HOME	0- 0	0- 0	1- 1				
1- 3	0- 0	0- 0	AWAY	0- 0	0- 1	1- 2				
1- 3	0- 0	0- 1	NEUTRAL	0- 0	0- 0	1- 2				
0- 0	0- 0	0- 0	CONFERENCE	0- 0	0- 0	0- 0				
0- 0	0- 0	0- 0	HOME	0- 0	0- 0	0- 0				
0- 0	0- 0	0- 0	AWAY	0- 0	0- 0	0- 0				
0- 0	0- 0	0- 0	NEUTRAL	0- 0	0- 0	0- 0				

RPI 1-25				RPI 26-50				RPI 51-100				RPI 101+ Team's RPI: 276			
RPI	S	Opponent	Score	RPI	S	Opponent	Score	RPI	S	Opponent	Score	RPI	S	Opponent	Score
				30	H	Northeastern	50 59					102	A	Xavier	35 48
				39	N	Bucknell	54 77					177	H	William & Mary	54 60
												207	N	Massachusetts	49 59
												231	N	Furman	70 77
												238	A	Dartmouth	46 59
												265	A	Brown	49 68
												267	A	Richmond	58 40
												329	N	UIC	68 60
												349	H	LIU Brooklyn	71 43
LAST 12 Division I GAMES:															
				329	N	UIC	68 60	39	N	Bucknell	54 77				
				231	N	Furman	70 77	265	A	Brown	49 68				
				238	A	Dartmouth	46 59	102	A	Xavier	35 48				
				30	H	Northeastern	50 59	349	H	LIU Brooklyn	71 43				
				177	H	William & Mary	54 60	267	A	Richmond	58 40				
				207	N	Massachusetts	49 59								

Non-Div I Games:

Fairfield

Average RPI Win:	332	WON-LOST	WINNING	LAST 10	STRENGTH OF	OPP. STRENGTH	TEAM	ADJ.	CONF.	ADJ CONF.
Average RPI Loss:	251	RECORD	PCT. RANK	GAMES	SCHEDULE	OF SCHEDULE	RPI	RPI	RPI	RPI
DIV. I ONLY	1- 8	322	2-8	311	348	347	347	31	31	
DIV. I NON-CONF.	1- 8	321	0- 0	311	348	347	347	31	31	

TOTALS	RPI 1-25	RPI 26-50	W-L RECORDS	RPI 51-100	RPI 101-150	RPI 150+				
1- 8	0- 0	0- 0	OVERALL	0- 1	0- 0	1- 7				
1- 2	0- 0	0- 0	HOME	0- 0	0- 0	1- 2				
0- 6	0- 0	0- 0	AWAY	0- 1	0- 0	0- 5				
0- 0	0- 0	0- 0	NEUTRAL	0- 0	0- 0	0- 0				
1- 8	0- 0	0- 0	NON-CONFERENCE	0- 1	0- 0	1- 7				
1- 2	0- 0	0- 0	HOME	0- 0	0- 0	1- 2				
0- 6	0- 0	0- 0	AWAY	0- 1	0- 0	0- 5				
0- 0	0- 0	0- 0	NEUTRAL	0- 0	0- 0	0- 0				
0- 0	0- 0	0- 0	CONFERENCE	0- 0	0- 0	0- 0				
0- 0	0- 0	0- 0	HOME	0- 0	0- 0	0- 0				
0- 0	0- 0	0- 0	AWAY	0- 0	0- 0	0- 0				
0- 0	0- 0	0- 0	NEUTRAL	0- 0	0- 0	0- 0				

RPI 1-25				RPI 26-50				RPI 51-100				RPI 101+ Team's RPI: 347					
RPI	S	Opponent	Score	RPI	S	Opponent	Score	RPI	S	Opponent	Score	RPI	S	Opponent	Score		
								97	A	Stony Brook	49	63	185	A	Air Force	37	85
												206	H	Howard	58	79	
												259	A	Binghamton	54	73	
												281	A	Saint Peter's	58	75	
												317	A	Army West Point	40	62	
												321	A	Colgate	52	71	
												332	H	NJIT	64	43	
												340	H	Lafayette	57	63	
LAST 12 Division I GAMES:																	
				97	A	Stony Brook	49	63	281	A	Saint Peter's	58	75				
				317	A	Army West Point	40	62	185	A	Air Force	37	85				
				321	A	Colgate	52	71	340	H	Lafayette	57	63				
				259	A	Binghamton	54	73									
				206	H	Howard	58	79									
				332	H	NJIT	64	43									

Non-Div I Games: Georgian Court 70 45 Rutgers-Newark 97 51

Fairleigh Dickinson

Average RPI Win:	300	WON-LOST	WINNING	LAST 10	STRENGTH OF	OPP. STRENGTH	TEAM	ADJ.	CONF.	ADJ CONF.
Average RPI Loss:	190	RECORD	PCT. RANK	GAMES	SCHEDULE	OF SCHEDULE	RPI	RPI	RPI	RPI
DIV. I ONLY	3- 10	279	3-7	230	325	314	314	19	19	
DIV. I NON-CONF.	3- 10	278	0- 1	228	323	316	316	19	19	

TOTALS	RPI 1-25	RPI 26-50	W-L RECORDS	RPI 51-100	RPI 101-150	RPI 150+				
3- 10	0- 1	0- 0	OVERALL	0- 1	0- 1	3- 7				
2- 6	0- 0	0- 0	HOME	0- 0	0- 1	2- 5				
1- 4	0- 1	0- 0	AWAY	0- 1	0- 0	1- 2				
0- 0	0- 0	0- 0	NEUTRAL	0- 0	0- 0	0- 0				
3- 10	0- 1	0- 0	NON-CONFERENCE	0- 1	0- 1	3- 7				
2- 6	0- 0	0- 0	HOME	0- 0	0- 1	2- 5				
1- 4	0- 1	0- 0	AWAY	0- 1	0- 0	1- 2				
0- 0	0- 0	0- 0	NEUTRAL	0- 0	0- 0	0- 0				
0- 0	0- 0	0- 0	CONFERENCE	0- 0	0- 0	0- 0				
0- 0	0- 0	0- 0	HOME	0- 0	0- 0	0- 0				
0- 0	0- 0	0- 0	AWAY	0- 0	0- 0	0- 0				
0- 0	0- 0	0- 0	NEUTRAL	0- 0	0- 0	0- 0				

RPI 1-25				RPI 26-50				RPI 51-100				RPI 101+				Team's RPI: 314
RPI	S	Opponent	Score	RPI	S	Opponent	Score	RPI	S	Opponent	Score	RPI	S	Opponent	Score	
21	A	Michigan St.	74 89					66	A	Tulane	45 88	138	H	Bradley	59 80	
												164	A	Little Rock	38 61	
												174	H	Georgia St.	59 75	
												204	H	Saint Louis	61 93	
												231	A	Furman	57 73	
												262	H	Hampton	68 72	
												267	H	Richmond	69 55	
												293	A	Siena	70 66	
												313	H	N. C. A&T	65 67	
												326	H	Western Mich.	59 69	
												340	H	Lafayette	53 49	

LAST 12 Division I GAMES:																
326	H	Western Mich.	59 69	204	H	Saint Louis	61 93									
231	A	Furman	57 73	138	H	Bradley	59 80									
293	A	Siena	70 66	313	H	N. C. A&T	65 67									
66	A	Tulane	45 88	21	A	Michigan St.	74 89									
340	H	Lafayette	53 49	164	A	Little Rock	38 61									
267	H	Richmond	69 55	174	H	Georgia St.	59 75									

Non-Div I Games:

Fla. Atlantic

F
l
o
r
i
d
a

Florida				Through Games Of Dec. 30, 2018											
Average RPI	Win:	268	WON-LOST	WINNING	LAST 10	STRENGTH OF	OPP. STRENGTH	TEAM	ADJ.	CONF.	ADJ CONF.				
Average RPI	Loss:	107	RECORD	PCT. RANK	GAMES	SCHEDULE	OF SCHEDULE	RPI	RPI	RPI	RPI				
DIV. I ONLY			4- 9	252	4-6	121	190	243	243	6	6				
DIV. I NON-CONF.			4- 9	254	0- 1	119	188	241	241	6	6				

TOTALS		RPI 1-25	RPI 26-50		W-L RECORDS		RPI 51-100	RPI 101-150	RPI 150+						
4- 9	0- 2	0- 1		OVERALL		0- 3	0- 1		4- 2						
4- 3	0- 0	0- 1		HOME		0- 1	0- 0		4- 1						
0- 5	0- 2	0- 0		AWAY		0- 1	0- 1		0- 1						
0- 1	0- 0	0- 0		NEUTRAL		0- 1	0- 0		0- 0						
4- 9	0- 2	0- 1		NON-CONFERENCE		0- 3	0- 1		4- 2						
4- 3	0- 0	0- 1		HOME		0- 1	0- 0		4- 1						
0- 5	0- 2	0- 0		AWAY		0- 1	0- 1		0- 1						
0- 1	0- 0	0- 0		NEUTRAL		0- 1	0- 0		0- 0						
0- 0	0- 0	0- 0		CONFERENCE		0- 0	0- 0		0- 0						
0- 0	0- 0	0- 0		HOME		0- 0	0- 0		0- 0						
0- 0	0- 0	0- 0		AWAY		0- 0	0- 0		0- 0						
0- 0	0- 0	0- 0		NEUTRAL		0- 0	0- 0		0- 0						

RPI 1-25				RPI 26-50				RPI 51-100				RPI 101+ Team's RPI: 243			
RPI	S	Opponent	Score	RPI	S	Opponent	Score	RPI	S	Opponent	Score	RPI	S	Opponent	Score
14	A	Indiana	64 83	30	H	Northeastern	66 79	54	N	Utah	58 74	115	A	Ohio St.	41 46
17	A	Florida St.	56 63					90	H	Northwestern	74 83	169	H	Texas Tech	72 67
								92	A	Mercer	82 92	223	H	Bethune-Cookman	64 53
												258	A	UNLV	53 56
												295	H	Gardner-Webb	58 60
												328	H	Florida A&M	62 38
												351	H	Charleston So.	70 60

LAST 12 Division I GAMES:															
328	H	Florida A&M	62 38	258	A	UNLV	53 56								
223	H	Bethune-Cookman	64 53	351	H	Charleston So.	70 60								
169	H	Texas Tech	72 67	54	N	Utah	58 74								
30	H	Northeastern	66 79	115	A	Ohio St.	41 46								
14	A	Indiana	64 83	92	A	Mercer	82 92								
90	H	Northwestern	74 83	17	A	Florida St.	56 63								

F
l
o
r
i
d
a

Non-Div I Games:

Florida

Average RPI Win: 133

Average RPI Loss: 204

WON-LOST
RECORDWINNING
PCT. RANKLAST 10
GAMESSTRENGTH OF
SCHEDULEOPP. STRENGTH
OF SCHEDULETEAM
RPIADJ.
RPICONF.
RPIADJ CONF.
RPIDIV. I ONLY
DIV. I NON-CONF.1- 10
1- 10328
3302-8
0- 1184
183262
260328
330328
33032
3232
32

TOTALS

RPI 1-25

RPI 26-50

W-L RECORDS

RPI 51-100

RPI 101-150

RPI 150+

1- 10

0- 1

0- 1

OVERALL

0- 1

1- 0

0- 7

1- 1

0- 0

0- 0

HOME

0- 0

1- 0

0- 1

0- 6

0- 1

0- 1

AWAY

0- 0

0- 0

0- 4

0- 3

0- 0

0- 0

NEUTRAL

0- 1

0- 0

0- 2

1- 10

0- 1

0- 1

NON-CONFERENCE

0- 1

1- 0

0- 7

1- 1

0- 0

0- 0

HOME

0- 0

1- 0

0- 1

0- 6

0- 1

0- 1

AWAY

0- 0

0- 0

0- 4

0- 3

0- 0

0- 0

NEUTRAL

0- 1

0- 0

0- 2

0- 0

0- 0

0- 0

CONFERENCE

0- 0

0- 0

0- 0

0- 0

0- 0

0- 0

HOME

0- 0

0- 0

0- 0

0- 0

0- 0

0- 0

AWAY

0- 0

0- 0

0- 0

0- 0

0- 0

0- 0

NEUTRAL

0- 0

0- 0

0- 0

RPI 1-25

RPI 26-50

RPI 51-100

RPI 101+

Team's RPI: 328

RPI	S	Opponent	Score
25	A	Tennessee	31 96

RPI	S	Opponent	Score
41	A	Miami (FL)	54 103

RPI	S	Opponent	Score
66	N	Tulane	34 78

RPI	S	Opponent	Score
133	H	Miami (OH)	57 56
165	H	Jacksonville St.	31 62
239	A	Stetson	44 69
243	A	Florida	38 62
296	N	Omaha	50 57
302	A	North Florida	53 64
326	N	Western Mich.	50 69
336	A	FIU	54 77

LAST 12 Division I GAMES:

239	A	Stetson	44 69	296	N	Omaha	50 57
133	H	Miami (OH)	57 56	66	N	Tulane	34 78
243	A	Florida	38 62	41	A	Miami (FL)	54 103
336	A	FIU	54 77	326	N	Western Mich.	50 69
25	A	Tennessee	31 96	165	H	Jacksonville St.	31 62
302	A	North Florida	53 64				

Non-Div I Games: Edward Waters 70 64

Florida A&M

Loss,
 Non-Conf,
 S Site,
 H Home
 A Away
 N Neutral

Average RPI Win:	157	WON-LOST	WINNING	LAST 10	STRENGTH OF	OPP. STRENGTH	TEAM	ADJ.	CONF.	ADJ CONF.
Average RPI Loss:	62	RECORD	PCT. RANK	GAMES	SCHEDULE	OF SCHEDULE	RPI	RPI	RPI	RPI
DIV. I ONLY	12- 1	11	9-1	104	74	17	17	1	1	
DIV. I NON-CONF.	12- 1	11	1- 0	101	70	16	16	1	1	

TOTALS	RPI 1-25	RPI 26-50	W-L RECORDS	RPI 51-100	RPI 101-150	RPI 150+				
12- 1	1- 0	0- 0	OVERALL	3- 1	1- 0	7- 0				
6- 1	0- 0	0- 0	HOME	0- 1	1- 0	5- 0				
4- 0	0- 0	0- 0	AWAY	3- 0	0- 0	1- 0				
2- 0	1- 0	0- 0	NEUTRAL	0- 0	0- 0	1- 0				
12- 1	1- 0	0- 0	NON-CONFERENCE	3- 1	1- 0	7- 0				
6- 1	0- 0	0- 0	HOME	0- 1	1- 0	5- 0				
4- 0	0- 0	0- 0	AWAY	3- 0	0- 0	1- 0				
2- 0	1- 0	0- 0	NEUTRAL	0- 0	0- 0	1- 0				
0- 0	0- 0	0- 0	CONFERENCE	0- 0	0- 0	0- 0				
0- 0	0- 0	0- 0	HOME	0- 0	0- 0	0- 0				
0- 0	0- 0	0- 0	AWAY	0- 0	0- 0	0- 0				
0- 0	0- 0	0- 0	NEUTRAL	0- 0	0- 0	0- 0				

RPI	S	Opponent	Score	RPI	S	Opponent	Score	RPI	S	Opponent	Score	RPI	S	Opponent	Score
12	N	Iowa	71 67					62	H	LSU	45 58	104	H	Penn St.	87 58
								64	A	Creighton	71 52	156	H	Troy	103 67
								71	A	St. John's (NY)	57 53	174	H	Georgia St.	79 43
								92	A	Mercer	57 56	187	A	Milwaukee	87 62
												228	H	Jacksonville	79 46
												243	H	Florida	63 56
												248	N	Eastern Ky.	62 45
												302	H	North Florida	74 53
LAST 12 Division I GAMES:															
92	A	Mercer	57 56	12	N	Iowa	71 67	174	H	Georgia St.	79 43				
104	H	Penn St.	87 58					187	A	Milwaukee	87 62				
248	N	Eastern Ky.	62 45					64	A	Creighton	71 52				
62	H	LSU	45 58					71	A	St. John's (NY)	57 53				
228	H	Jacksonville	79 46					302	H	North Florida	74 53				
243	H	Florida	63 56												

Non-Div I Games:

Florida St.

Average RPI Win: 198

Average RPI Loss: 82

WON-LOST
RECORDWINNING
PCT. RANKLAST 10
GAMESSTRENGTH OF
SCHEDULEOPP. STRENGTH
OF SCHEDULETEAM
RPIADJ.
RPICONF.
RPIADJ CONF.
RPIDIV. I ONLY
DIV. I NON-CONF.9- 5
9- 5103
1047-3
1- 0163
16586
86112
112112
11216
1616
16

TOTALS

RPI 1-25

RPI 26-50

W-L RECORDS

RPI 51-100

RPI 101-150

RPI 150+

9- 5

0- 0

0- 1

OVERALL

3- 2

1- 2

5- 0

6- 1

0- 0

0- 0

HOME

3- 0

0- 1

3- 0

1- 3

0- 0

0- 1

AWAY

0- 1

0- 1

1- 0

2- 1

0- 0

0- 0

NEUTRAL

0- 1

1- 0

1- 0

9- 5

0- 0

0- 1

NON-CONFERENCE

3- 2

1- 2

5- 0

6- 1

0- 0

0- 0

HOME

3- 0

0- 1

3- 0

1- 3

0- 0

0- 1

AWAY

0- 1

0- 1

1- 0

2- 1

0- 0

0- 0

NEUTRAL

0- 1

1- 0

1- 0

0- 0

0- 0

0- 0

CONFERENCE

0- 0

0- 0

0- 0

0- 0

0- 0

0- 0

HOME

0- 0

0- 0

0- 0

0- 0

0- 0

0- 0

AWAY

0- 0

0- 0

0- 0

0- 0

0- 0

0- 0

NEUTRAL

0- 0

0- 0

0- 0

RPI 1-25

RPI 26-50

RPI 51-100

RPI 101+

Team's RPI: 112

RPI S Opponent Score

RPI S Opponent Score

RPI S Opponent Score

RPI S Opponent Score

30 A Northeastern 54 58

55 H Maine 72 64

104 H Penn St. 55 72

65 H Middle Tenn. 61 49

109 A Georgetown 38 58

75 N Texas 54 72

120 N Washington 65 57

76 H Charlotte 71 64

230 N Ball St. 78 70

91 A Pittsburgh 62 65

261 A Iona 57 40

305 H Col umbi a 68 49

333 H Wagner 80 59

337 H Manhattan 65 61

LAST 12 Division I GAMES:

305 H Col umbi a 68 49

65 H Middle Tenn. 61 49

91 A Pittsburgh 62 65

75 N Texas 54 72

337 H Manhattan 65 61

120 N Washington 65 57

109 A Georgetown 38 58

55 H Maine 72 64

230 N Ball St. 78 70

261 A Iona 57 40

76 H Charlotte 71 64

104 H Penn St. 55 72

F
o
r
d
h
a
mF
o
r
d
h
a
m

Non-Div I Games:

Fordham

Loss, Non-Conf, S Site, H Home A Away N Neutral

Average RPI Win: 199		WON-LOST	WINNING	LAST 10	STRENGTH OF	OPP. STRENGTH	TEAM	ADJ.	CONF.	ADJ CONF.
Loss: 69		RECORD	PCT. RANK	GAMES	SCHEDULE	OF SCHEDULE	RPI	RPI	RPI	RPI
DIV. I ONLY		5- 4	139	7-3	146	81	106	106	10	10
DIV. I NON-CONF.		5- 4	140	0- 0	148	78	106	106	10	10
TOTALS		RPI 1-25	RPI 26-50	W-L RECORDS		RPI 51-100	RPI 101-150	RPI 150+		
5- 4	0- 1		0- 2	OVERALL		0- 0	1- 0	4- 1		
4- 0	0- 0		0- 0	HOME		0- 0	1- 0	3- 0		
1- 4	0- 1		0- 2	AWAY		0- 0	0- 0	1- 1		
0- 0	0- 0		0- 0	NEUTRAL		0- 0	0- 0	0- 0		
5- 4	0- 1		0- 2	NON-CONFERENCE		0- 0	1- 0	4- 1		
4- 0	0- 0		0- 0	HOME		0- 0	1- 0	3- 0		
1- 4	0- 1		0- 2	AWAY		0- 0	0- 0	1- 1		
0- 0	0- 0		0- 0	NEUTRAL		0- 0	0- 0	0- 0		
0- 0	0- 0		0- 0	CONFERENCE		0- 0	0- 0	0- 0		
0- 0	0- 0		0- 0	HOME		0- 0	0- 0	0- 0		
0- 0	0- 0		0- 0	AWAY		0- 0	0- 0	0- 0		
0- 0	0- 0		0- 0	NEUTRAL		0- 0	0- 0	0- 0		

RPI 1-25				RPI 26-50				RPI 51-100				RPI 101+				Team's RPI: 106	
RPI	S	Opponent	Score	RPI	S	Opponent	Score	RPI	S	Opponent	Score	RPI	S	Opponent	Score		
22	A	Arizona St.	52 68	37	A	UCLA	80 89					119	H	UT Arlington	70 61		
				50	A	Southern Cal i forni a	61 62					163	H	Santa Clara	80 53		
												167	A	Northern Ari z.	73 86		
												187	H	Milwaukee	65 48		
												233	A	Eastern Wash.	68 58		
												294	H	Cal Poly	76 58		
LAST 12 Division I GAMES:																	
				119	H	UT Arlington	70 61	22	A	Arizona St.	52 68						
				187	H	Milwaukee	65 48	163	H	Santa Clara	80 53						
				294	H	Cal Poly	76 58	37	A	UCLA	80 89						
				167	A	Northern Ari z.	73 86	233	A	Eastern Wash.	68 58						
								50	A	Southern Cal i forni a	61 62						

Non-Div I Games:	Stanislaus St.	86	51	Fresno Pacific	90	51
------------------	----------------	----	----	----------------	----	----

Fresno St.

■ Loss, ■ Non-Conf, S Site, H Home A Away N Neutral

Average RPI Win: 290
Average RPI Loss: 130

WON-LOST
RECORD

WINNING
PCT. RANK

LAST 10
GAMES

STRENGTH OF
SCHEDULE

OPP. STRENGTH
OF SCHEDULE

TEAM
RPI

ADJ.
RPI

CONF.
RPI

ADJ CONF.
RPI

DIV. I ONLY	6- 6	161	6-4	283	200	231	231	23	23
DIV. I NON-CONF.	6- 6	160	0- 1	284	197	231	231	23	23

TOTALS	RPI 1-25	RPI 26-50	W-L RECORDS	RPI 51-100	RPI 101-150	RPI 150+			
6- 6	0- 1	0- 0	OVERALL	0- 2	0- 1	6- 2			
4- 1	0- 0	0- 0	HOME	0- 1	0- 0	4- 0			
1- 4	0- 1	0- 0	AWAY	0- 1	0- 1	1- 1			
1- 1	0- 0	0- 0	NEUTRAL	0- 0	0- 0	1- 1			
6- 6	0- 1	0- 0	NON-CONFERENCE	0- 2	0- 1	6- 2			
4- 1	0- 0	0- 0	HOME	0- 1	0- 0	4- 0			
1- 4	0- 1	0- 0	AWAY	0- 1	0- 1	1- 1			
1- 1	0- 0	0- 0	NEUTRAL	0- 0	0- 0	1- 1			
0- 0	0- 0	0- 0	CONFERENCE	0- 0	0- 0	0- 0			
0- 0	0- 0	0- 0	HOME	0- 0	0- 0	0- 0			
0- 0	0- 0	0- 0	AWAY	0- 0	0- 0	0- 0			
0- 0	0- 0	0- 0	NEUTRAL	0- 0	0- 0	0- 0			

RPI 1-25				RPI 26-50				RPI 51-100				RPI 101+ Team's RPI: 231			
RPI	S	Opponent	Score	RPI	S	Opponent	Score	RPI	S	Opponent	Score	RPI	S	Opponent	Score
18	A	Mississippi St.	41 106					56	A	South Carolina	53 66	147	A	Georgia	38 61
								65	H	Middle Tenn.	71 78	201	H	UNC Asheville	58 47
												244	N	Western Ill.	78 85
												250	A	Kennesaw St.	63 74
												276	N	Fairfield	77 70
												295	H	Gardner-Webb	70 57
												314	H	Fla. Atlantic	73 57
												315	H	USC Upstate	78 67
												339	A	Col. of Charleston	70 67
LAST 12 Division I GAMES:															
56	A	South Carolina	53 66	276	N	Fairfield	77 70								
244	N	Western Ill.	78 85	314	H	Fla. Atlantic	73 57								
18	A	Mississippi St.	41 106	295	H	Gardner-Webb	70 57								
315	H	USC Upstate	78 67	147	A	Georgia	38 61								
250	A	Kennesaw St.	63 74	201	H	UNC Asheville	58 47								
65	H	Middle Tenn.	71 78	339	A	Col. of Charleston	70 67								

Non-Div I Games:

Coker

71 42

Furman

Average RPI	Win:	283	WON-LOST	WINNING	LAST 10	STRENGTH OF	OPP. STRENGTH	TEAM	ADJ.	CONF.	ADJ CONF.
Average RPI	Loss:	147	RECORD	PCT. RANK	GAMES	SCHEDULE	OF SCHEDULE	RPI	RPI	RPI	RPI
DIV. I ONLY		4- 6		211	5-5	188	322	226	226	15	15
DIV. I NON-CONF.		4- 6		213	0- 1	186	320	227	227	15	15

TOTALS	RPI 1-25		RPI 26-50		W-L RECORDS	RPI 51-100		RPI 101-150		RPI 150+	
4- 6	0- 0		0- 1		OVERALL	0- 2		0- 1		4- 2	
2- 2	0- 0		0- 0		HOME	0- 1		0- 0		2- 1	
2- 4	0- 0		0- 1		AWAY	0- 1		0- 1		2- 1	
0- 0	0- 0		0- 0		NEUTRAL	0- 0		0- 0		0- 0	
4- 6	0- 0		0- 1		NON-CONFERENCE	0- 2		0- 1		4- 2	
2- 2	0- 0		0- 0		HOME	0- 1		0- 0		2- 1	
2- 4	0- 0		0- 1		AWAY	0- 1		0- 1		2- 1	
0- 0	0- 0		0- 0		NEUTRAL	0- 0		0- 0		0- 0	
0- 0	0- 0		0- 0		CONFERENCE	0- 0		0- 0		0- 0	
0- 0	0- 0		0- 0		HOME	0- 0		0- 0		0- 0	
0- 0	0- 0		0- 0		AWAY	0- 0		0- 0		0- 0	
0- 0	0- 0		0- 0		NEUTRAL	0- 0		0- 0		0- 0	

RPI 1-25				RPI 26-50				RPI 51-100				RPI 101+ Team's RPI: 226			
RPI	S	Opponent	Score	RPI	S	Opponent	Score	RPI	S	Opponent	Score	RPI	S	Opponent	Score
				40	A	Virginia Tech	49 78	92	H	Mercer	72 79	147	A	Georgia	38 81
								97	A	Stony Brook	43 72	223	H	Bethune-Cookman	77 76
												250	A	Kennesaw St.	59 78
												255	H	Wofford	65 81
												260	H	Winthrop	64 55
												304	A	Presbyterian	69 68
												343	A	Savannah St.	82 71

LAST 12 Division I GAMES:															
				147	A	Georgia	38 81	304	A	Presbyterian	69 68				
				260	H	Winthrop	64 55	250	A	Kennesaw St.	59 78				
				40	A	Virginia Tech	49 78	223	H	Bethune-Cookman	77 76				
				255	H	Wofford	65 81	97	A	Stony Brook	43 72				
								343	A	Savannah St.	82 71				
								92	H	Mercer	72 79				

Non-Div I Games: Coastal Ga. 68 46

Ga. Southern

Average RPI Win:	221	WON-LOST	WINNING	LAST 10	STRENGTH OF	OPP. STRENGTH	TEAM	ADJ.	CONF.	ADJ CONF.
Average RPI Loss:	215	RECORD	PCT. RANK	GAMES	SCHEDULE	OF SCHEDULE	RPI	RPI	RPI	RPI
DIV. I ONLY	2- 6	271	4-6	240	321	295	295	29	29	
DIV. I NON-CONF.	2- 6	270	0- 0	239	319	296	296	29	29	

TOTALS	RPI 1-25	RPI 26-50	W-L RECORDS	RPI 51-100	RPI 101-150	RPI 150+				
2- 6	0- 0	0- 0	OVERALL	0- 0	0- 0	2- 6				
1- 2	0- 0	0- 0	HOME	0- 0	0- 0	1- 2				
1- 4	0- 0	0- 0	AWAY	0- 0	0- 0	1- 4				
0- 0	0- 0	0- 0	NEUTRAL	0- 0	0- 0	0- 0				
2- 6	0- 0	0- 0	NON-CONFERENCE	0- 0	0- 0	2- 6				
1- 2	0- 0	0- 0	HOME	0- 0	0- 0	1- 2				
1- 4	0- 0	0- 0	AWAY	0- 0	0- 0	1- 4				
0- 0	0- 0	0- 0	NEUTRAL	0- 0	0- 0	0- 0				
0- 0	0- 0	0- 0	CONFERENCE	0- 0	0- 0	0- 0				
0- 0	0- 0	0- 0	HOME	0- 0	0- 0	0- 0				
0- 0	0- 0	0- 0	AWAY	0- 0	0- 0	0- 0				
0- 0	0- 0	0- 0	NEUTRAL	0- 0	0- 0	0- 0				

RPI 1-25				RPI 26-50				RPI 51-100				RPI 101+				Team's RPI: 295
RPI	S	Opponent	Score	RPI	S	Opponent	Score	RPI	S	Opponent	Score	RPI	S	Opponent	Score	
												166	A	Drexel	48	65
												199	H	Davi dson	54	49
												210	H	Morehead St.	69	84
												213	A	Del aware	45	69
												215	H	Mt. St. Mary' s	62	69
												231	A	Furman	57	70
												243	A	Fl ori da	60	58
												255	A	Wofford	53	59
LAST 12 Division I GAMES:																
				213	A	Del aware	45	69	255	A	Wofford	53	59			
				166	A	Drexel	48	65	199	H	Davi dson	54	49			
				231	A	Furman	57	70	210	H	Morehead St.	69	84			
				215	H	Mt. St. Mary' s	62	69	243	A	Fl ori da	60	58			

Non-Div I Games: Converse 79 51 Pfeiffer 82 46 Warren Wilson 100 37

Gardner-Webb

Average RPI	Win:	242	WON-LOST	WINNING	LAST 10	STRENGTH OF	OPP. STRENGTH	TEAM	ADJ.	CONF.	ADJ CONF.
Average RPI	Loss:	130	RECORD	PCT. RANK	GAMES	SCHEDULE	OF SCHEDULE	RPI	RPI	RPI	RPI
DIV. I ONLY		7- 5		128	5-5	321	76	200	200	16	16
DIV. I NON-CONF.		7- 5		131	1- 0	321	73	200	200	16	16

TOTALS	RPI 1-25		RPI 26-50		W-L RECORDS	RPI 51-100		RPI 101-150		RPI 150+	
7- 5	0- 0		0- 1		OVERALL	0- 0		0- 2		7- 2	
4- 1	0- 0		0- 0		HOME	0- 0		0- 1		4- 0	
3- 4	0- 0		0- 1		AWAY	0- 0		0- 1		3- 2	
0- 0	0- 0		0- 0		NEUTRAL	0- 0		0- 0		0- 0	
7- 5	0- 0		0- 1		NON-CONFERENCE	0- 0		0- 2		7- 2	
4- 1	0- 0		0- 0		HOME	0- 0		0- 1		4- 0	
3- 4	0- 0		0- 1		AWAY	0- 0		0- 1		3- 2	
0- 0	0- 0		0- 0		NEUTRAL	0- 0		0- 0		0- 0	
0- 0	0- 0		0- 0		CONFERENCE	0- 0		0- 0		0- 0	
0- 0	0- 0		0- 0		HOME	0- 0		0- 0		0- 0	
0- 0	0- 0		0- 0		AWAY	0- 0		0- 0		0- 0	
0- 0	0- 0		0- 0		NEUTRAL	0- 0		0- 0		0- 0	

RPI	S	Opponent	Score	RPI	S	Opponent	Score	RPI	S	Opponent	Score	RPI	S	Opponent	Score
				34	A	Kansas	56 77					110	H	Houston	56 66
												120	A	Washington	52 81
												173	A	UMKC	91 84
												181	A	American	71 86
												185	A	Air Force	78 71
												206	A	Howard	59 73
												213	H	Delaware	72 46
												248	A	Eastern Ky.	91 75
												264	H	UMES	70 49
												287	H	Loyola Maryland	70 38
												321	H	Colgate	64 61

Team's RPI: 200															
LAST 12 Division I GAMES:															
248	A	Eastern Ky.	91 75	264	H	UMES	70 49	110	H	Houston	56 66	321	H	Colgate	64 61
213	H	Delaware	72 46	181	A	American	71 86	185	A	Air Force	78 71	287	H	Loyola Maryland	70 38
120	A	Washington	52 81	206	A	Howard	59 73								
173	A	UMKC	91 84	34	A	Kansas	56 77								

Non-Div I Games:

George Mason

Average RPI Win:	127	WON-LOST	WINNING	LAST 10	STRENGTH OF	OPP. STRENGTH	TEAM	ADJ.	CONF.	ADJ CONF.
Average RPI Loss:	116	RECORD	PCT. RANK	GAMES	SCHEDULE	OF SCHEDULE	RPI	RPI	RPI	RPI
DIV. I ONLY	2- 10	308	1-9	29	156	225	225	16	16	
DIV. I NON-CONF.	2- 10	308	0- 1	32	157	226	226	16	16	

TOTALS	RPI 1-25	RPI 26-50	W-L RECORDS	RPI 51-100	RPI 101-150	RPI 150+				
2- 10	0- 1	0- 2	OVERALL	1- 3	0- 1	1- 3				
2- 4	0- 0	0- 2	HOME	1- 1	0- 0	1- 1				
0- 4	0- 0	0- 0	AWAY	0- 1	0- 1	0- 2				
0- 2	0- 1	0- 0	NEUTRAL	0- 1	0- 0	0- 0				
2- 10	0- 1	0- 2	NON-CONFERENCE	1- 3	0- 1	1- 3				
2- 4	0- 0	0- 2	HOME	1- 1	0- 0	1- 1				
0- 4	0- 0	0- 0	AWAY	0- 1	0- 1	0- 2				
0- 2	0- 1	0- 0	NEUTRAL	0- 1	0- 0	0- 0				
0- 0	0- 0	0- 0	CONFERENCE	0- 0	0- 0	0- 0				
0- 0	0- 0	0- 0	HOME	0- 0	0- 0	0- 0				
0- 0	0- 0	0- 0	AWAY	0- 0	0- 0	0- 0				
0- 0	0- 0	0- 0	NEUTRAL	0- 0	0- 0	0- 0				

RPI 1-25				RPI 26-50				RPI 51-100				RPI 101+ Team's RPI: 225			
RPI	S	Opponent	Score	RPI	S	Opponent	Score	RPI	S	Opponent	Score	RPI	S	Opponent	Score
8	N	NC State	61 69	26	H	Maryland	30 69	68	N	Georgia Tech	55 70	146	A	South Fla.	30 63
				36	H	Villanova	45 60	92	H	Mercer	53 61	154	H	Towson	76 63
								95	A	James Madison	37 50	177	A	William & Mary	59 73
								99	H	Princeton	64 49	246	H	Monmouth	51 55
												261	A	Iona	43 52
LAST 12 Division I GAMES:															
146	A	South Fla.	30 63	177	A	William & Mary	59 73	92	H	Mercer	53 61	261	A	Iona	43 52
36	H	Villanova	45 60	26	H	Maryland	30 69	99	H	Princeton	64 49				
246	H	Monmouth	51 55	68	N	Georgia Tech	55 70	95	A	James Madison	37 50				
154	H	Towson	76 63												
8	N	NC State	61 69												

Non-Div I Games:

George Washington

Average RPI	Win:	196	WON-LOST	WINNING	LAST 10	STRENGTH OF	OPP. STRENGTH	TEAM	ADJ.	CONF.	ADJ CONF.
Average RPI	Loss:	58	RECORD	PCT. RANK	GAMES	SCHEDULE	OF SCHEDULE	RPI	RPI	RPI	RPI
DIV. I ONLY		7- 5		128	5-5	79	110	109	109	4	4
DIV. I NON-CONF.		6- 5		145	0- 0	111	104	136	136	4	4

TOTALS	RPI 1-25		RPI 26-50		W-L RECORDS	RPI 51-100		RPI 101-150		RPI 150+	
7- 5	0- 2		0- 0		OVERALL	1- 2		2- 1		4- 0	
5- 2	0- 1		0- 0		HOME	1- 0		2- 1		2- 0	
2- 1	0- 0		0- 0		AWAY	0- 1		0- 0		2- 0	
0- 2	0- 1		0- 0		NEUTRAL	0- 1		0- 0		0- 0	
6- 5	0- 2		0- 0		NON-CONFERENCE	1- 2		1- 1		4- 0	
4- 2	0- 1		0- 0		HOME	1- 0		1- 1		2- 0	
2- 1	0- 0		0- 0		AWAY	0- 1		0- 0		2- 0	
0- 2	0- 1		0- 0		NEUTRAL	0- 1		0- 0		0- 0	
1- 0	0- 0		0- 0		CONFERENCE	0- 0		1- 0		0- 0	
1- 0	0- 0		0- 0		HOME	0- 0		1- 0		0- 0	
0- 0	0- 0		0- 0		AWAY	0- 0		0- 0		0- 0	
0- 0	0- 0		0- 0		NEUTRAL	0- 0		0- 0		0- 0	

RPI 1-25				RPI 26-50				RPI 51-100				RPI 101+				Team's RPI: 109
RPI	S	Opponent	Score	RPI	S	Opponent	Score	RPI	S	Opponent	Score	RPI	S	Opponent	Score	
8	H	NC State	65 76					63	N	Buffalo	64 73	102	H	Xavier	68 61	
9	N	Baylor	46 67					91	H	Pittsburgh	70 41	112	H	Fordham	58 38	
								95	A	James Madison	57 69	117	H	VCU	45 47	
												247	A	Rider	79 49	
												264	H	UMES	74 55	
												267	A	Richmond	73 53	
												287	H	Loyola Maryland	45 30	

LAST 12 Division I GAMES:																
8	H	NC State	65 76	102	H	Xavier	68 61	247	A	Rider	79 49	95	A	James Madison	57 69	
117	H	VCU	45 47	264	H	UMES	74 55	267	A	Richmond	73 53					
112	H	Fordham	58 38													
9	N	Baylor	46 67													
63	N	Buffalo	64 73													
91	H	Pittsburgh	70 41													

Non-Div I Games:

Georgetown

Average RPI Win:	261	WON-LOST	WINNING	LAST 10	STRENGTH OF	OPP. STRENGTH	TEAM	ADJ.	CONF.	ADJ CONF.
Average RPI Loss:	42	RECORD	PCT. RANK	GAMES	SCHEDULE	OF SCHEDULE	RPI	RPI	RPI	RPI
DIV. I ONLY	9- 4	83	7-3	247	189	147	147	6	6	
DIV. I NON-CONF.	9- 4	85	1- 0	244	186	147	147	6	6	

TOTALS	RPI 1-25	RPI 26-50	W-L RECORDS	RPI 51-100	RPI 101-150	RPI 150+				
9- 4	0- 0	0- 3	OVERALL	1- 1	0- 0	8- 0				
8- 0	0- 0	0- 0	HOME	1- 0	0- 0	7- 0				
0- 3	0- 0	0- 2	AWAY	0- 1	0- 0	0- 0				
1- 1	0- 0	0- 1	NEUTRAL	0- 0	0- 0	1- 0				
9- 4	0- 0	0- 3	NON-CONFERENCE	1- 1	0- 0	8- 0				
8- 0	0- 0	0- 0	HOME	1- 0	0- 0	7- 0				
0- 3	0- 0	0- 2	AWAY	0- 1	0- 0	0- 0				
1- 1	0- 0	0- 1	NEUTRAL	0- 0	0- 0	1- 0				
0- 0	0- 0	0- 0	CONFERENCE	0- 0	0- 0	0- 0				
0- 0	0- 0	0- 0	HOME	0- 0	0- 0	0- 0				
0- 0	0- 0	0- 0	AWAY	0- 0	0- 0	0- 0				
0- 0	0- 0	0- 0	NEUTRAL	0- 0	0- 0	0- 0				

RPI 1-25				RPI 26-50				RPI 51-100				RPI 101+ Team's RPI: 147			
RPI	S	Opponent	Score	RPI	S	Opponent	Score	RPI	S	Opponent	Score	RPI	S	Opponent	Score
				26	N	Maryl and	51 58	68	A	Georgi a Tech	53 63	226	H	Ga. Southern	81 38
				36	A	Vi l lanova	56 62	92	H	Mercer	67 60	231	H	Furman	61 38
				37	A	UCLA	69 80					236	H	St. Bonaventure	67 40
												260	H	Winthrop	85 39
												304	H	Presbyteri an	83 59
												320	H	Lip scomb	77 45
												330	N	Morgan St.	60 33
												351	H	Charleston So.	83 75
LAST 12 Division I GAMES:															
				320	H	Lip scomb	77 45	304	H	Presbyteri an	83 59				
				36	A	Vi l lanova	56 62	226	H	Ga. Southern	81 38				
				231	H	Furman	61 38	330	N	Morgan St.	60 33				
				351	H	Charleston So.	83 75	68	A	Georgi a Tech	53 63				
				92	H	Mercer	67 60	37	A	UCLA	69 80				
				26	N	Maryl and	51 58	260	H	Wi nthrop	85 39				

Non-Div I Games:

Georgia

Average RPI Win:	290	WON-LOST	WINNING	LAST 10	STRENGTH OF	OPP. STRENGTH	TEAM	ADJ.	CONF.	ADJ CONF.
Average RPI Loss:	86	RECORD	PCT. RANK	GAMES	SCHEDULE	OF SCHEDULE	RPI	RPI	RPI	RPI
DIV. I ONLY	6- 5	144	5-5	199	246	174	174	15	15	
DIV. I NON-CONF.	6- 5	145	0- 1	194	242	174	174	15	15	

TOTALS	RPI 1-25	RPI 26-50	W-L RECORDS	RPI 51-100	RPI 101-150	RPI 150+				
6- 5	0- 1	0- 0	OVERALL	0- 2	0- 1	6- 1				
4- 1	0- 0	0- 0	HOME	0- 1	0- 0	4- 0				
2- 4	0- 1	0- 0	AWAY	0- 1	0- 1	2- 1				
0- 0	0- 0	0- 0	NEUTRAL	0- 0	0- 0	0- 0				
6- 5	0- 1	0- 0	NON-CONFERENCE	0- 2	0- 1	6- 1				
4- 1	0- 0	0- 0	HOME	0- 1	0- 0	4- 0				
2- 4	0- 1	0- 0	AWAY	0- 1	0- 1	2- 1				
0- 0	0- 0	0- 0	NEUTRAL	0- 0	0- 0	0- 0				
0- 0	0- 0	0- 0	CONFERENCE	0- 0	0- 0	0- 0				
0- 0	0- 0	0- 0	HOME	0- 0	0- 0	0- 0				
0- 0	0- 0	0- 0	AWAY	0- 0	0- 0	0- 0				
0- 0	0- 0	0- 0	NEUTRAL	0- 0	0- 0	0- 0				

RPI 1-25				RPI 26-50				RPI 51-100				RPI 101+ Team's RPI: 174			
RPI	S	Opponent	Score	RPI	S	Opponent	Score	RPI	S	Opponent	Score	RPI	S	Opponent	Score
17	A	Florida St.	43 79					65	A	Middle Tenn.	54 69	113	A	Rice	49 66
								68	H	Georgia Tech	71 78	165	A	Jacksonville St.	56 61
												223	H	Bethune-Cookman	62 57
												250	H	Kennesaw St.	79 73
												274	H	UNC Greensboro	70 63
												314	A	Fla. Atlantic	75 59
												336	A	FIU	67 61
												341	H	N.C. Central	65 54
LAST 12 Division I GAMES:															
341	H	N.C. Central	65 54	17	A	Florida St.	43 79	223	H	Bethune-Cookman	62 57				
165	A	Jacksonville St.	56 61					336	A	FIU	67 61				
250	H	Kennesaw St.	79 73					314	A	Fla. Atlantic	75 59				
68	H	Georgia Tech	71 78					274	H	UNC Greensboro	70 63				
65	A	Middle Tenn.	54 69												
113	A	Rice	49 66												

Non-Div I Games:

Georgia St.

Average RPI Win: 190

Average RPI Loss: 66

WON-LOST
RECORDWINNING
PCT. RANKLAST 10
GAMESSTRENGTH OF
SCHEDULEOPP. STRENGTH
OF SCHEDULETEAM
RPIADJ.
RPICONF.
RPIADJ CONF.
RPIDIV. I ONLY
DIV. I NON-CONF.

10- 3

56

8-2

206

46

68

68

1

1

10- 3

60

1- 0

202

47

68

68

1

1

TOTALS

RPI 1-25

RPI 26-50

W-L RECORDS

RPI 51-100

RPI 101-150

RPI 150+

10- 3

0- 0

0- 1

OVERALL

1- 1

2- 1

7- 0

6- 0

0- 0

0- 0

HOME

0- 0

1- 0

5- 0

1- 2

0- 0

0- 1

AWAY

0- 0

0- 1

1- 0

3- 1

0- 0

0- 0

NEUTRAL

1- 1

1- 0

1- 0

10- 3

0- 0

0- 1

NON-CONFERENCE

1- 1

2- 1

7- 0

6- 0

0- 0

0- 0

HOME

0- 0

1- 0

5- 0

1- 2

0- 0

0- 1

AWAY

0- 0

0- 1

1- 0

3- 1

0- 0

0- 0

NEUTRAL

1- 1

1- 0

1- 0

0- 0

0- 0

0- 0

CONFERENCE

0- 0

0- 0

0- 0

0- 0

0- 0

0- 0

HOME

0- 0

0- 0

0- 0

0- 0

0- 0

0- 0

AWAY

0- 0

0- 0

0- 0

0- 0

0- 0

0- 0

NEUTRAL

0- 0

0- 0

0- 0

RPI 1-25

RPI 26-50

RPI 51-100

Team's RPI: 68

RPI 101+

RPI S Opponent Score

RPI S Opponent Score

RPI S Opponent Score

RPI S Opponent Score

26 A Maryland 54 67

61 N Dayton 66 85

88 N Seton Hall 84 73

110 A Houston 89 95

111 N Idaho St. 74 51

147 H Georgia 63 53

158 H Appalachian St. 71 53

174 A Georgia St. 78 71

189 H Alabama St. 69 42

225 N George Washington 70 55

250 H Kennesaw St. 60 35

255 H Wofford 81 40

306 H Western Caro. 84 49

LAST 12 Division I GAMES:

250 H Kennesaw St. 60 35

189 H Alabama St. 69 42

174 A Georgia St. 78 71

26 A Maryland 54 67

111 N Idaho St. 74 51

225 N George Washington 70 55

255 H Wofford 81 40

61 N Dayton 66 85

88 N Seton Hall 84 73

147 H Georgia 63 53

306 H Western Caro. 84 49

158 H Appalachian St. 71 53

Non-Div I Games:

Georgia Tech

Average RPI	Win:	125	WON-LOST	WINNING	LAST 10	STRENGTH OF	OPP. STRENGTH	TEAM	ADJ.	CONF.	ADJ CONF.
Average RPI	Loss:	1	RECORD	PCT. RANK	GAMES	SCHEDULE	OF SCHEDULE	RPI	RPI	RPI	RPI
DIV. I ONLY		12- 1		11	9-1	119	1	11	11	7	7
DIV. I NON-CONF.		11- 1		14	1- 0	126	1	13	13	7	7

TOTALS	RPI 1-25		RPI 26-50		W-L RECORDS	RPI 51-100		RPI 101-150		RPI 150+	
12- 1	1- 1		1- 0		OVERALL	2- 0		4- 0		4- 0	
6- 0	1- 0		0- 0		HOME	2- 0		3- 0		0- 0	
4- 0	0- 0		0- 0		AWAY	0- 0		1- 0		3- 0	
2- 1	0- 1		1- 0		NEUTRAL	0- 0		0- 0		1- 0	
11- 1	1- 1		1- 0		NON-CONFERENCE	2- 0		3- 0		4- 0	
6- 0	1- 0		0- 0		HOME	2- 0		3- 0		0- 0	
3- 0	0- 0		0- 0		AWAY	0- 0		0- 0		3- 0	
2- 1	0- 1		1- 0		NEUTRAL	0- 0		0- 0		1- 0	
1- 0	0- 0		0- 0		CONFERENCE	0- 0		1- 0		0- 0	
0- 0	0- 0		0- 0		HOME	0- 0		0- 0		0- 0	
1- 0	0- 0		0- 0		AWAY	0- 0		1- 0		0- 0	
0- 0	0- 0		0- 0		NEUTRAL	0- 0		0- 0		0- 0	

RPI	S	Opponent	Score	RPI	S	Opponent	Score	RPI	S	Opponent	Score	RPI	S	Opponent	Score
1	N	Notre Dame	65 81	47	N	Rutgers	57 40	72	H	Montana	76 52	103	H	Washington St.	76 53
4	H	Stanford	79 73					93	H	Idaho	88 51	111	H	Idaho St.	70 51
												130	A	Loyola Marymount	78 53
												137	H	Colorado St.	50 39
												151	A	Missouri St.	70 67
												159	N	Western Ky.	76 55
												233	A	Eastern Wash.	63 51
												258	A	UNLV	70 59

LAST 12 Division I GAMES:															
93	H	Idaho	88 51	159	N	Western Ky.	76 55	47	N	Rutgers	57 40	130	A	Loyola Marymount	78 53
151	A	Missouri St.	70 67									258	A	UNLV	70 59
103	H	Washington St.	76 53									111	H	Idaho St.	70 51
4	H	Stanford	79 73									233	A	Eastern Wash.	63 51
137	H	Colorado St.	50 39												
1	N	Notre Dame	65 81												

Non-Div I Games:

Gonzaga

Average RPI Win:	156	WON-LOST	WINNING	LAST 10	STRENGTH OF	OPP. STRENGTH	TEAM	ADJ.	CONF.	ADJ CONF.
Average RPI Loss:	115	RECORD	PCT. RANK	GAMES	SCHEDULE	OF SCHEDULE	RPI	RPI	RPI	RPI
DIV. I ONLY	3- 9	271	2-8	15	185	129	129	24	24	
DIV. I NON-CONF.	3- 9	270	0- 1	16	183	125	125	24	24	

TOTALS	RPI 1-25	RPI 26-50	W-L RECORDS	RPI 51-100	RPI 101-150	RPI 150+				
3- 9	1- 1	0- 2	OVERALL	0- 2	1- 2	1- 2				
1- 0	0- 0	0- 0	HOME	0- 0	0- 0	1- 0				
0- 8	0- 0	0- 2	AWAY	0- 2	0- 2	0- 2				
2- 1	1- 1	0- 0	NEUTRAL	0- 0	1- 0	0- 0				
3- 9	1- 1	0- 2	NON-CONFERENCE	0- 2	1- 2	1- 2				
1- 0	0- 0	0- 0	HOME	0- 0	0- 0	1- 0				
0- 8	0- 0	0- 2	AWAY	0- 2	0- 2	0- 2				
2- 1	1- 1	0- 0	NEUTRAL	0- 0	1- 0	0- 0				
0- 0	0- 0	0- 0	CONFERENCE	0- 0	0- 0	0- 0				
0- 0	0- 0	0- 0	HOME	0- 0	0- 0	0- 0				
0- 0	0- 0	0- 0	AWAY	0- 0	0- 0	0- 0				
0- 0	0- 0	0- 0	NEUTRAL	0- 0	0- 0	0- 0				

RPI 1-25				RPI 26-50				RPI 51-100				RPI 101+ Team's RPI: 129			
RPI	S	Opponent	Score	RPI	S	Opponent	Score	RPI	S	Opponent	Score	RPI	S	Opponent	Score
14	N	Indiana	65 62	29	A	Auburn	48 97	94	A	Alabama	55 73	119	A	UT Arlington	54 78
15	N	South Dakota	53 67	34	A	Kansas	45 76	100	A	Oklahoma St.	40 86	130	N	Loyola Marymount	62 61
												146	A	South Fla.	50 67
												242	A	Wichita St.	61 70
												252	A	Southern Miss.	47 68
												325	H	McNeese	75 51
LAST 12 Division I GAMES:															
15	N	South Dakota	53 67	100	A	Oklahoma St.	40 86	130	N	Loyola Marymount	62 61	14	N	Indiana	65 62
146	A	South Fla.	50 67	29	A	Auburn	48 97	252	A	Southern Miss.	47 68	325	H	McNeese	75 51
242	A	Wichita St.	61 70	34	A	Kansas	45 76	94	A	Alabama	55 73	119	A	UT Arlington	54 78

Non-Div I Games:

Grambling

Grand Canyon

Through Games Of Dec. 30, 2018

Average RPI Win:	320	WON-LOST	WINNING	LAST 10	STRENGTH OF	OPP. STRENGTH	TEAM	ADJ.	CONF.	ADJ CONF.
Average RPI Loss:	182	RECORD	PCT. RANK	GAMES	SCHEDULE	OF SCHEDULE	RPI	RPI	RPI	RPI
DIV. I ONLY	2- 8	292	2-8	314	241	338	338	30	30	
DIV. I NON-CONF.	2- 8	290	0- 1	314	238	338	338	30	30	

TOTALS	RPI 1-25	RPI 26-50	W-L RECORDS	RPI 51-100	RPI 101-150	RPI 150+				
2- 8	0- 0	0- 0	OVERALL	0- 1	0- 0	2- 7				
2- 3	0- 0	0- 0	HOME	0- 1	0- 0	2- 2				
0- 5	0- 0	0- 0	AWAY	0- 0	0- 0	0- 5				
0- 0	0- 0	0- 0	NEUTRAL	0- 0	0- 0	0- 0				
2- 8	0- 0	0- 0	NON-CONFERENCE	0- 1	0- 0	2- 7				
2- 3	0- 0	0- 0	HOME	0- 1	0- 0	2- 2				
0- 5	0- 0	0- 0	AWAY	0- 0	0- 0	0- 5				
0- 0	0- 0	0- 0	NEUTRAL	0- 0	0- 0	0- 0				
0- 0	0- 0	0- 0	CONFERENCE	0- 0	0- 0	0- 0				
0- 0	0- 0	0- 0	HOME	0- 0	0- 0	0- 0				
0- 0	0- 0	0- 0	AWAY	0- 0	0- 0	0- 0				
0- 0	0- 0	0- 0	NEUTRAL	0- 0	0- 0	0- 0				

RPI 1-25				RPI 26-50				RPI 51-100				RPI 101+				Team's RPI: 338
RPI	S	Opponent	Score	RPI	S	Opponent	Score	RPI	S	Opponent	Score	RPI	S	Opponent	Score	
								72	H	Montana	47 69	155	A	UNCW	55 77	
												162	H	Portland St.	55 60	
												163	A	Santa Clara	55 75	
												170	H	Indiana St.	81 88	
												196	A	East Carolina	47 59	
												241	A	Long Beach St.	50 57	
												291	H	Incarinate Word	74 63	
												300	A	UC Santa Barbara	55 66	
												349	H	LIU Brooklyn	65 62	
LAST 12 Division I GAMES:																
				72	H	Montana	47 69	163	A	Santa Clara	55 75					
				300	A	UC Santa Barbara	55 66	241	A	Long Beach St.	50 57					
				349	H	LIU Brooklyn	65 62	162	H	Portland St.	55 60					
				170	H	Indiana St.	81 88	291	H	Incarinate Word	74 63					
				155	A	UNCW	55 77									
				196	A	East Carolina	47 59									

Non-Div I Games:

Grand Canyon

■ Loss,
 ■ Non-Conf,
 ■ S Site,
 ■ H Home
 ■ A Away
 N Neutral

Average RPI	Win:	100	WON-LOST	WINNING	LAST 10	STRENGTH OF	OPP. STRENGTH	TEAM	ADJ.	CONF.	ADJ CONF.
Average RPI	Loss:	41	RECORD	PCT. RANK	GAMES	SCHEDULE	OF SCHEDULE	RPI	RPI	RPI	RPI
DIV. I ONLY		5- 5	161	6-4	17	14	32	32	18	18	
DIV. I NON-CONF.		4- 5	189	0- 0	11	10	44	44	17	17	

TOTALS	RPI 1-25		RPI 26-50		W-L RECORDS	RPI 51-100		RPI 101-150		RPI 150+	
5- 5	0- 2		1- 1		OVERALL	2- 2		1- 0		1- 0	
3- 1	0- 0		0- 0		HOME	2- 1		1- 0		0- 0	
2- 4	0- 2		1- 1		AWAY	0- 1		0- 0		1- 0	
0- 0	0- 0		0- 0		NEUTRAL	0- 0		0- 0		0- 0	
4- 5	0- 2		1- 1		NON-CONFERENCE	2- 2		1- 0		0- 0	
3- 1	0- 0		0- 0		HOME	2- 1		1- 0		0- 0	
1- 4	0- 2		1- 1		AWAY	0- 1		0- 0		0- 0	
0- 0	0- 0		0- 0		NEUTRAL	0- 0		0- 0		0- 0	
1- 0	0- 0		0- 0		CONFERENCE	0- 0		0- 0		1- 0	
0- 0	0- 0		0- 0		HOME	0- 0		0- 0		0- 0	
1- 0	0- 0		0- 0		AWAY	0- 0		0- 0		1- 0	
0- 0	0- 0		0- 0		NEUTRAL	0- 0		0- 0		0- 0	

RPI 1-25				RPI 26-50				RPI 51-100				RPI 101+			
RPI	S	Opponent	Score	RPI	S	Opponent	Score	RPI	S	Opponent	Score	RPI	S	Opponent	Score
15	A	South Dakota	49 55	33	A	South Dakota St.	47 77	53	A	DePaul	64 73	150	H	Wisconsin	55 46
16	A	Marquette	54 80	49	A	Missouri	56 49	55	H	Maine	70 39	187	A	Milwaukee	76 62

LAST 12 Division I GAMES:															
61	H	Dayton	51 35	187	A	Milwaukee	76 62	16	A	Marquette	54 80	150	H	Wisconsin	55 46
55	H	Maine	70 39	53	A	DePaul	64 73	15	A	South Dakota	49 55	33	A	South Dakota St.	47 77
49	A	Missouri	56 49	55	H	Northwestern	55 57	55	H	Maine	70 39	187	A	Milwaukee	76 62

Non-Div I Games: Wisconsin-Parkside 81 32

Green Bay

Average RPI Win: 207

Average RPI Loss: 139

WON-LOST
RECORDWINNING
PCT. RANKLAST 10
GAMESSTRENGTH OF
SCHEDULEOPP. STRENGTH
OF SCHEDULETEAM
RPIADJ.
RPICONF.
RPIADJ CONF.
RPIDIV. I ONLY
DIV. I NON-CONF.3- 6
3- 6242
2414-6
0- 1220
218106
105262
261262
26129
2929
29

TOTALS

RPI 1-25

RPI 26-50

W-L RECORDS

RPI 51-100

RPI 101-150

RPI 150+

3- 6 0- 1

2- 2 0- 0

1- 2 0- 1

0- 2 0- 0

0- 0

0- 0

0- 0

0- 0

OVERALL

HOME

AWAY

NEUTRAL

1- 1

1- 0

0- 0

0- 1

0- 1

0- 1

0- 0

0- 0

2- 3

1- 1

1- 1

0- 1

3- 6 0- 1

2- 2 0- 0

1- 2 0- 1

0- 2 0- 0

0- 0

0- 0

0- 0

0- 0

NON-CONFERENCE

HOME

AWAY

NEUTRAL

1- 1

1- 0

0- 0

0- 1

0- 1

0- 1

0- 0

0- 0

2- 3

1- 1

1- 1

0- 1

0- 0 0- 0

0- 0 0- 0

0- 0 0- 0

0- 0 0- 0

0- 0

0- 0

0- 0

0- 0

CONFERENCE

HOME

AWAY

NEUTRAL

0- 0

0- 0

0- 0

0- 0

0- 0

0- 0

0- 0

0- 0

0- 0

0- 0

0- 0

0- 0

RPI 1-25

RPI 26-50

RPI 51-100

RPI 101+

Team's RPI: 262

RPI	S	Opponent	Score
8	A	NC State	51 83

RPI	S	Opponent	Score
-----	---	----------	-------

RPI	S	Opponent	Score
58	N	SFA	68 70
95	H	James Madison	72 65

RPI	S	Opponent	Score
132	H	Chattanooga	50 58
203	A	Cornell	53 79
211	N	Sacramento St.	61 65
212	H	Samford	64 57
219	H	Elon	62 77
314	A	Fla. Atlantic	72 68

LAST 12 Division I GAMES:

211	N	Sacramento St.	61	65	203	A	Cornell	53	79
132	H	Chattanooga	50	58	58	N	SFA	68	70
314	A	Fla. Atlantic	72	68	8	A	NC State	51	83
					219	H	Elon	62	77
					212	H	Samford	64	57
					95	H	James Madison	72	65

Non-Div I Games: Mid-Atlantic Christ. 115 48

Hampton

Average RPI	Win: 229	WON-LOST	WINNING	LAST 10	STRENGTH OF	OPP. STRENGTH	TEAM	ADJ.	CONF.	ADJ CONF.
Average RPI	Loss: 50	RECORD	PCT. RANK	GAMES	SCHEDULE	OF SCHEDULE	RPI	RPI	RPI	RPI
DIV. I ONLY	7- 7	161	6-4	74	130	116	116	25	25	
DIV. I NON-CONF.	7- 7	160	0- 1	74	127	115	115	25	25	

TOTALS	RPI 1-25	RPI 26-50	W-L RECORDS	RPI 51-100	RPI 101-150	RPI 150+				
7- 7	0- 2	0- 3	OVERALL	1- 1	1- 1	5- 0				
4- 2	0- 1	0- 0	HOME	1- 1	0- 0	3- 0				
3- 3	0- 0	0- 3	AWAY	0- 0	1- 0	2- 0				
0- 2	0- 1	0- 0	NEUTRAL	0- 0	0- 1	0- 0				
7- 7	0- 2	0- 3	NON-CONFERENCE	1- 1	1- 1	5- 0				
4- 2	0- 1	0- 0	HOME	1- 1	0- 0	3- 0				
3- 3	0- 0	0- 3	AWAY	0- 0	1- 0	2- 0				
0- 2	0- 1	0- 0	NEUTRAL	0- 0	0- 1	0- 0				
0- 0	0- 0	0- 0	CONFERENCE	0- 0	0- 0	0- 0				
0- 0	0- 0	0- 0	HOME	0- 0	0- 0	0- 0				
0- 0	0- 0	0- 0	AWAY	0- 0	0- 0	0- 0				
0- 0	0- 0	0- 0	NEUTRAL	0- 0	0- 0	0- 0				

RPI 1-25				RPI 26-50				RPI 51-100				RPI 101+ Team's RPI: 116			
RPI	S	Opponent	Score	RPI	S	Opponent	Score	RPI	S	Opponent	Score	RPI	S	Opponent	Score
7	N	Louisville	69 86	27	A	New Mexico	65 72	82	H	Harvard	73 60	121	N	Southern Ill.	50 72
21	H	Michigan St.	66 74	36	A	Villanova	41 59	99	H	Princeton	38 75	139	A	Rhode Island	65 51
				41	A	Miami (FL)	62 75					177	H	William & Mary	50 45
												263	A	Central Conn. St.	54 52
												282	H	Bryant	67 57
												330	H	Morgan St.	80 59
												332	A	NJIT	84 53
LAST 12 Division I GAMES:															
27	A	New Mexico	65 72	99	H	Princeton	38 75								
41	A	Miami (FL)	62 75	21	H	Michigan St.	66 74								
332	A	NJIT	84 53	139	A	Rhode Island	65 51								
263	A	Central Conn. St.	54 52	282	H	Bryant	67 57								
121	N	Southern Ill.	50 72	177	H	William & Mary	50 45								
82	H	Harvard	73 60	7	N	Louisville	69 86								

Non-Div I Games:

Hartford

Average RPI Win: 174

Average RPI Loss: 58

WON-LOST
RECORDWINNING
PCT. RANKLAST 10
GAMESSTRENGTH OF
SCHEDULEOPP. STRENGTH
OF SCHEDULETEAM
RPIADJ.
RPICONF.
RPIADJ CONF.
RPIDIV. I ONLY
DIV. I NON-CONF.7- 6
7- 6153
1546-4
1- 0108
1079
1182
8082
8012
1212
12

TOTALS

RPI 1-25

RPI 26-50

W-L RECORDS

RPI 51-100

RPI 101-150

RPI 150+

7- 6 1- 1
2- 3 0- 0
4- 3 1- 1
1- 0 0- 00- 1
0- 1
0- 0
0- 0OVERALL
HOME
AWAY
NEUTRAL0- 3
0- 2
0- 1
0- 02- 1
0- 0
2- 1
0- 04- 0
2- 0
1- 0
1- 07- 6 1- 1
2- 3 0- 0
4- 3 1- 1
1- 0 0- 00- 1
0- 1
0- 0
0- 0NON-CONFERENCE
HOME
AWAY
NEUTRAL0- 3
0- 2
0- 1
0- 02- 1
0- 0
2- 1
0- 04- 0
2- 0
1- 0
1- 00- 0 0- 0
0- 0 0- 0
0- 0 0- 0
0- 0 0- 00- 0
0- 0
0- 0
0- 0CONFERENCE
HOME
AWAY
NEUTRAL0- 0
0- 0
0- 0
0- 00- 0
0- 0
0- 0
0- 00- 0
0- 0
0- 0
0- 0

RPI 1-25

RPI 26-50

RPI 51-100 Team's RPI: 82

RPI 101+

RPI	S	Opponent	Score
1	A	Notre Dame	58 103
13	A	Cal i forn i a	85 79

RPI	S	Opponent	Score
47	H	Rutgers	49 60

RPI	S	Opponent	Score
55	H	Mai ne	60 67
60	A	Purdue	65 66
67	H	Qui nni pi ac	67 72

RPI	S	Opponent	Score
116	A	Hartford	60 73
139	A	Rhode Isl and	80 47
142	A	CSUN	75 55
165	N	Jacksonville St.	69 62
197	H	Boston U.	67 47
268	H	La Salle	88 43
293	A	Si ena	73 54

LAST 12 Di v i s i o n I GAMES:

142	A	CSUN	75	55	47	H	Rutgers	49	60
13	A	Cal i forn i a	85	79	55	H	Mai ne	60	67
139	A	Rhode Isl and	80	47	67	H	Qui nni pi ac	67	72
197	H	Boston U.	67	47	165	N	Jacksonville St.	69	62
268	H	La Salle	88	43	116	A	Hartford	60	73
60	A	Purdue	65	66	293	A	Si ena	73	54

H
a
r
v
a
r
dH
a
r
v
a
r
d

Non-Di v I Games:

Harvard

Loss,
 Non-Conf,
 S Site,
 H Home
 A Away
 N Neutral

Average RPI Win: 220
Average RPI Loss: 148

WON-LOST
RECORD

WINNING
PCT. RANK

LAST 10
GAMES

STRENGTH OF
SCHEDULE

OPP. STRENGTH
OF SCHEDULE

TEAM
RPI

ADJ.
RPI

CONF.
RPI

ADJ CONF.
RPI

DIV. I ONLY	3- 9	271	4-6	203	120	280	280	21	21
DIV. I NON-CONF.	3- 9	270	0- 1	199	117	281	281	21	21
TOTALS	RPI 1-25	RPI 26-50	W-L RECORDS	RPI 51-100	RPI 101-150	RPI 150+			
3- 9	0- 1	0- 0	OVERALL	1- 1	0- 2	2- 5			
2- 5	0- 1	0- 0	HOME	1- 0	0- 2	1- 2			
1- 3	0- 0	0- 0	AWAY	0- 0	0- 0	1- 3			
0- 1	0- 0	0- 0	NEUTRAL	0- 1	0- 0	0- 0			
3- 9	0- 1	0- 0	NON-CONFERENCE	1- 1	0- 2	2- 5			
2- 5	0- 1	0- 0	HOME	1- 0	0- 2	1- 2			
1- 3	0- 0	0- 0	AWAY	0- 0	0- 0	1- 3			
0- 1	0- 0	0- 0	NEUTRAL	0- 1	0- 0	0- 0			
0- 0	0- 0	0- 0	CONFERENCE	0- 0	0- 0	0- 0			
0- 0	0- 0	0- 0	HOME	0- 0	0- 0	0- 0			
0- 0	0- 0	0- 0	AWAY	0- 0	0- 0	0- 0			
0- 0	0- 0	0- 0	NEUTRAL	0- 0	0- 0	0- 0			

RPI	S	Opponent	Score	RPI	S	Opponent	Score	RPI	S	Opponent	Score	RPI	S	Opponent	Score	Team's RPI: 280
4	H	Stanford	59 81					54	N	Utah	48 73	118	H	Portland	65 72	
								93	H	Idaho	69 61	128	H	FGCU	67 73	
												181	H	Ameri can	57 69	
												193	H	Pepperdi ne	64 65	
												209	A	San Di ego St.	57 58	
												214	A	San Di ego	50 58	
												227	A	Nevada	78 79	
												258	A	UNLV	66 61	
												310	H	Seattle U	67 51	
LAST 12 Division I GAMES:																
54	N	Utah	48 73	4	H	Stanford	59 81	128	H	FGCU	67 73	181	H	Ameri can	57 69	
227	A	Nevada	78 79	118	H	Portland	65 72	214	A	San Di ego	50 58	258	A	UNLV	66 61	
258	A	UNLV	66 61	310	H	Seattle U	67 51	118	H	Portland	65 72	128	H	FGCU	67 73	
93	H	Idaho	69 61	118	H	Portland	65 72	181	H	Ameri can	57 69	258	A	UNLV	66 61	
209	A	San Di ego St.	57 58	214	A	San Di ego	50 58	310	H	Seattle U	67 51	118	H	Portland	65 72	
193	H	Pepperdi ne	64 65													

Non-Div I Games: Hawai i Paci fi c 66 51

Hawai i

H
i
g
h
P
o
i
n
t

High Point					Through Games Of Dec. 30, 2018								
Average RPI	Win:	271	WON-LOST	WINNING	LAST 10	STRENGTH OF	OPP. STRENGTH	TEAM	ADJ.	CONF.	ADJ CONF.		
Average RPI	Loss:	111	RECORD	PCT. RANK	GAMES	SCHEDULE	OF SCHEDULE	RPI	RPI	RPI	RPI		
DIV. I ONLY		5- 4		139	6-4	261	199	182	182	29	29		
DIV. I NON-CONF.		5- 4		140	1- 0	259	196	184	184	29	29		

TOTALS		RPI 1-25		RPI 26-50		W-L RECORDS		RPI 51-100		RPI 101-150		RPI 150+	
5- 4		0- 1		0- 0		OVERALL		0- 1		0- 1		5- 1	
4- 0		0- 0		0- 0		HOME		0- 0		0- 0		4- 0	
1- 4		0- 1		0- 0		AWAY		0- 1		0- 1		1- 1	
0- 0		0- 0		0- 0		NEUTRAL		0- 0		0- 0		0- 0	
5- 4		0- 1		0- 0		NON-CONFERENCE		0- 1		0- 1		5- 1	
4- 0		0- 0		0- 0		HOME		0- 0		0- 0		4- 0	
1- 4		0- 1		0- 0		AWAY		0- 1		0- 1		1- 1	
0- 0		0- 0		0- 0		NEUTRAL		0- 0		0- 0		0- 0	
0- 0		0- 0		0- 0		CONFERENCE		0- 0		0- 0		0- 0	
0- 0		0- 0		0- 0		HOME		0- 0		0- 0		0- 0	
0- 0		0- 0		0- 0		AWAY		0- 0		0- 0		0- 0	
0- 0		0- 0		0- 0		NEUTRAL		0- 0		0- 0		0- 0	

RPI 1-25				RPI 26-50				RPI 51-100				RPI 101+ Team's RPI: 182			
RPI	S	Opponent	Score	RPI	S	Opponent	Score	RPI	S	Opponent	Score	RPI	S	Opponent	Score
23	A	Kentucky	49 71					89	A	Clemson	64 83	133	A	Miami (OH)	55 68
												181	H	American	66 61
												199	A	Davidson	62 71
												274	H	UNC Greensboro	82 75
												275	A	ETSU	73 65
												285	H	Norfolk St.	83 51
												341	H	N. C. Central	80 69
LAST 12 Division I GAMES:															
275	A	ETSU	73 65	274	H	UNC Greensboro	82 75	199	A	Davidson	62 71				
181	H	American	66 61	133	A	Miami (OH)	55 68	23	A	Kentucky	49 71				
285	H	Norfolk St.	83 51	89	A	Clemson	64 83	341	H	N. C. Central	80 69				

Non-Div I Games: Greensboro 102 50 Mars Hill 86 36

High Point

Loss, Non-Conf, S Site, H Home A Away N Neutral

H
i
g
h
P
o
i
n
t

DIV. I ONLY	5- 6	180	5-5	269	228	229	229	13	13
DIV. I NON-CONF.	5- 6	176	0- 0	267	226	230	230	13	13
TOTALS	RPI 1-25	RPI 26-50	W-L RECORDS	RPI 51-100	RPI 101-150	RPI 150+			
5- 6	0- 0	0- 0	OVERALL	0- 3	0- 0	5- 3			
1- 2	0- 0	0- 0	HOME	0- 0	0- 0	1- 2			
3- 2	0- 0	0- 0	AWAY	0- 1	0- 0	3- 1			
1- 2	0- 0	0- 0	NEUTRAL	0- 2	0- 0	1- 0			
5- 6	0- 0	0- 0	NON-CONFERENCE	0- 3	0- 0	5- 3			
1- 2	0- 0	0- 0	HOME	0- 0	0- 0	1- 2			
3- 2	0- 0	0- 0	AWAY	0- 1	0- 0	3- 1			
1- 2	0- 0	0- 0	NEUTRAL	0- 2	0- 0	1- 0			
0- 0	0- 0	0- 0	CONFERENCE	0- 0	0- 0	0- 0			
0- 0	0- 0	0- 0	HOME	0- 0	0- 0	0- 0			
0- 0	0- 0	0- 0	AWAY	0- 0	0- 0	0- 0			
0- 0	0- 0	0- 0	NEUTRAL	0- 0	0- 0	0- 0			

RPI 1-25				RPI 26-50				RPI 51-100				RPI 101+				Team's RPI: 229	
RPI	S	Opponent	Score	RPI	S	Opponent	Score	RPI	S	Opponent	Score	RPI	S	Opponent	Score		
								80	N	Wright St.	64	93	195	A	Holy Cross	66	72
								96	N	Mari st	57	71	217	H	Sacred Heart	64	70
								97	A	Stony Brook	49	77	236	A	St. Bonaventure	67	59
													239	N	Stetson	53	50
													261	H	Iona	74	49
													272	A	UMBC	45	42
													293	A	Si ena	57	50
													305	H	Col umbi a	63	65
LAST 12 Di vi si on I GAMES:																	
				272	A	UMBC	45	42	293	A	Si ena	57	50				
				195	A	Holy Cross	66	72	236	A	St. Bonaventure	67	59				
				217	H	Sacred Heart	64	70	97	A	Stony Brook	49	77				
				239	N	Stetson	53	50	305	H	Col umbi a	63	65				
				96	N	Mari st	57	71	261	H	Iona	74	49				
				80	N	Wright St.	64	93									

Hofstra

Average RPI Win: 265		WON-LOST	WINNING	LAST 10	STRENGTH OF		OPP. STRENGTH	TEAM	ADJ.	CONF.	ADJ CONF.
Loss: 219		RECORD	PCT. RANK	GAMES	SCHEDULE		OF SCHEDULE	RPI	RPI	RPI	RPI
DIV. I ONLY		8- 3	70	7-3	331		245	195	195	26	26
DIV. I NON-CONF.		8- 3	72	1- 0	330		241	195	195	26	26
TOTALS		RPI 1-25	RPI 26-50		W-L RECORDS		RPI 51-100	RPI 101-150		RPI 150+	
8- 3	0- 0	0- 0		OVERALL		0- 1	1- 0		7- 2		
5- 1	0- 0	0- 0		HOME		0- 0	1- 0		4- 1		
3- 2	0- 0	0- 0		AWAY		0- 1	0- 0		3- 1		
0- 0	0- 0	0- 0		NEUTRAL		0- 0	0- 0		0- 0		
8- 3	0- 0	0- 0		NON-CONFERENCE		0- 1	1- 0		7- 2		
5- 1	0- 0	0- 0		HOME		0- 0	1- 0		4- 1		
3- 2	0- 0	0- 0		AWAY		0- 1	0- 0		3- 1		
0- 0	0- 0	0- 0		NEUTRAL		0- 0	0- 0		0- 0		
0- 0	0- 0	0- 0		CONFERENCE		0- 0	0- 0		0- 0		
0- 0	0- 0	0- 0		HOME		0- 0	0- 0		0- 0		
0- 0	0- 0	0- 0		AWAY		0- 0	0- 0		0- 0		
0- 0	0- 0	0- 0		NEUTRAL		0- 0	0- 0		0- 0		

RPI 1-25				RPI 26-50				RPI 51-100				RPI 101+				Team's RPI: 195	
RPI	S	Opponent	Score	RPI	S	Opponent	Score	RPI	S	Opponent	Score	RPI	S	Opponent	Score		
								81	A	Boston College	63	89	139	H	Rhode Island	73	65
												229	H	Hofstra	72	66	
												247	H	Rider	71	61	
												265	H	Brown	85	89	
												282	A	Bryant	81	62	
												288	H	UMass Lowell	63	54	
												297	A	Vermont	65	40	
												303	A	Albany (NY)	56	50	
												311	A	New Hampshire	62	74	
												337	H	Manhattan	61	53	
LAST 12 Division I GAMES:																	
				311	A	New Hampshire	62	74	282	A	Bryant	81	62				
				229	H	Hofstra	72	66	337	H	Manhattan	61	53				
				288	H	UMass Lowell	63	54	265	H	Brown	85	89				
				297	A	Vermont	65	40	81	A	Boston College	63	89				
				303	A	Albany (NY)	56	50	247	H	Rider	71	61				
				139	H	Rhode Island	73	65									

Non-Div I Games:

Hol y Cross

■ Loss, ■ Non-Conf, S Site, H Home A Away N Neutral

Average RPI	Win:	232	WON-LOST	WINNING	LAST 10	STRENGTH OF	OPP. STRENGTH	TEAM	ADJ.	CONF.	ADJ CONF.
Average RPI	Loss:	81	RECORD	PCT. RANK	GAMES	SCHEDULE	OF SCHEDULE	RPI	RPI	RPI	RPI
DIV. I ONLY		6- 7		176	5-5	55	181	110	110	8	8
DIV. I NON-CONF.		6- 7		172	1- 0	55	181	109	109	8	8

TOTALS	RPI 1-25		RPI 26-50		W-L RECORDS	RPI 51-100		RPI 101-150		RPI 150+	
6- 7	0- 1		0- 2		OVERALL	1- 1		0- 2		5- 1	
1- 4	0- 0		0- 2		HOME	1- 1		0- 1		0- 0	
5- 3	0- 1		0- 0		AWAY	0- 0		0- 1		5- 1	
0- 0	0- 0		0- 0		NEUTRAL	0- 0		0- 0		0- 0	
6- 7	0- 1		0- 2		NON-CONFERENCE	1- 1		0- 2		5- 1	
1- 4	0- 0		0- 2		HOME	1- 1		0- 1		0- 0	
5- 3	0- 1		0- 0		AWAY	0- 0		0- 1		5- 1	
0- 0	0- 0		0- 0		NEUTRAL	0- 0		0- 0		0- 0	
0- 0	0- 0		0- 0		CONFERENCE	0- 0		0- 0		0- 0	
0- 0	0- 0		0- 0		HOME	0- 0		0- 0		0- 0	
0- 0	0- 0		0- 0		AWAY	0- 0		0- 0		0- 0	
0- 0	0- 0		0- 0		NEUTRAL	0- 0		0- 0		0- 0	

RPI 1-25				RPI 26-50				RPI 51-100				RPI 101+ Team's RPI: 110			
RPI	S	Opponent	Score	RPI	S	Opponent	Score	RPI	S	Opponent	Score	RPI	S	Opponent	Score
13	A	Cal i forn i a	79 80	27	H	New Mexi co	84 89	68	H	Georgi a Tech	95 89	119	H	UT Arl ington	61 65
				38	H	Texas A&M	52 68	81	H	Boston Col lege	57 64	128	A	FGCU	71 76
												160	A	Loui si ana Tech	88 100
												200	A	George Mason	66 56
												252	A	Southern Mi ss.	61 44
												275	A	ETSU	84 77
												291	A	Incarnate Word	79 60
												305	A	Col umbi a	83 72
LAST 12 Division I GAMES:															
38	H	Texas A&M	52 68	252	A	Southern Mi ss.	61 44								
275	A	ETSU	84 77	200	A	George Mason	66 56								
128	A	FGCU	71 76	119	H	UT Arl ington	61 65								
27	H	New Mexi co	84 89	291	A	Incarnate Word	79 60								
305	A	Col umbi a	83 72	160	A	Loui si ana Tech	88 100								
81	H	Boston Col lege	57 64	68	H	Georgi a Tech	95 89								

Non-Div I Games:

Houston

Average RPI Win: 322

WON-LOST

WINNING

LAST 10

STRENGTH OF

OPP. STRENGTH

TEAM

ADJ.

CONF.

ADJ CONF.

Average RPI Loss: 178

RECORD

PCT. RANK

GAMES

SCHEDULE

OF SCHEDULE

RPI

RPI

RPI

RPI

DIV. I ONLY
DIV. I NON-CONF.1- 5
1- 5308
3085-5
0- 076
76346
345277
278277
27822
2222
22

TOTALS

RPI 1-25

RPI 26-50

W-L RECORDS

RPI 51-100

RPI 101-150

RPI 150+

1- 5

0- 0

0- 0

OVERALL

0- 1

0- 1

1- 3

1- 1

0- 0

0- 0

HOME

0- 0

0- 1

1- 0

0- 4

0- 0

0- 0

AWAY

0- 1

0- 0

0- 3

0- 0

0- 0

0- 0

NEUTRAL

0- 0

0- 0

0- 0

1- 5

0- 0

0- 0

NON-CONFERENCE

0- 1

0- 1

1- 3

1- 1

0- 0

0- 0

HOME

0- 0

0- 1

1- 0

0- 4

0- 0

0- 0

AWAY

0- 1

0- 0

0- 3

0- 0

0- 0

0- 0

NEUTRAL

0- 0

0- 0

0- 0

0- 0

0- 0

0- 0

CONFERENCE

0- 0

0- 0

0- 0

0- 0

0- 0

0- 0

HOME

0- 0

0- 0

0- 0

0- 0

0- 0

0- 0

AWAY

0- 0

0- 0

0- 0

0- 0

0- 0

0- 0

NEUTRAL

0- 0

0- 0

0- 0

RPI 1-25

RPI 26-50

RPI 51-100

RPI 101+

Team's RPI: 277

RPI S Opponent Score

RPI S Opponent Score

RPI S Opponent Score

RPI S Opponent Score

100 A Oklahoma St. 44 77

123 H Oral Roberts 56 74

169 A Texas Tech 76 82

242 A Wichita St. 50 68

257 A North Texas 75 100

322 H La. -Monroe 68 60

LAST 12 Division I GAMES:

257	A	North Texas	75	100	322	H	La. -Monroe	68	60
169	A	Texas Tech	76	82	123	H	Oral Roberts	56	74
242	A	Wichita St.	50	68	100	A	Oklahoma St.	44	77

Non-Div I Games:

Howard Payne

93 60

Tex. A&M Int'l

81 48

McMurry

92 41

Southwest (NM)

100 57

Houston Baptist

Average RPI Win: **278**
 Average RPI Loss: **169**

WON-LOST
RECORD

WINNING
PCT. RANK

LAST 10
GAMES

STRENGTH OF
SCHEDULE

OPP. STRENGTH
OF SCHEDULE

TEAM
RPI

ADJ.
RPI

CONF.
RPI

ADJ CONF.
RPI

DIV. I ONLY	7- 6	153	5-5	294	261	206	206	32	32
DIV. I NON-CONF.	7- 6	154	0- 1	294	259	208	208	32	32

TOTALS	RPI 1-25	RPI 26-50	W-L RECORDS	RPI 51-100	RPI 101-150	RPI 150+			
7- 6	0- 0	0- 1	OVERALL	0- 1	0- 1	7- 3			
2- 2	0- 0	0- 0	HOME	0- 1	0- 0	2- 1			
5- 4	0- 0	0- 1	AWAY	0- 0	0- 1	5- 2			
0- 0	0- 0	0- 0	NEUTRAL	0- 0	0- 0	0- 0			
7- 6	0- 0	0- 1	NON-CONFERENCE	0- 1	0- 1	7- 3			
2- 2	0- 0	0- 0	HOME	0- 1	0- 0	2- 1			
5- 4	0- 0	0- 1	AWAY	0- 0	0- 1	5- 2			
0- 0	0- 0	0- 0	NEUTRAL	0- 0	0- 0	0- 0			
0- 0	0- 0	0- 0	CONFERENCE	0- 0	0- 0	0- 0			
0- 0	0- 0	0- 0	HOME	0- 0	0- 0	0- 0			
0- 0	0- 0	0- 0	AWAY	0- 0	0- 0	0- 0			
0- 0	0- 0	0- 0	NEUTRAL	0- 0	0- 0	0- 0			

RPI 1-25				RPI 26-50				RPI 51-100				RPI 101+ Team's RPI: 206			
RPI	S	Opponent	Score	RPI	S	Opponent	Score	RPI	S	Opponent	Score	RPI	S	Opponent	Score
				44	A	North Carolina	63 85	92	H	Mercer	70 85	140	A	Cincinnati	51 85
												177	A	William & Mary	75 88
												190	A	Campbell	69 64
												200	H	George Mason	73 59
												267	A	Richmond	60 67
												268	A	La Salle	57 54
												271	A	Niagara	68 61
												293	H	Siena	81 86
												332	H	NJIT	77 57
												336	A	FIU	89 62
												347	A	Fairleigh Dickinson	79 58
LAST 12 Division I GAMES:															
				44	A	North Carolina	63 85	336	A	FIU	89 62				
				140	A	Cincinnati	51 85	190	A	Campbell	69 64				
				92	H	Mercer	70 85	267	A	Richmond	60 67				
				293	H	Siena	81 86	271	A	Niagara	68 61				
				177	A	William & Mary	75 88	200	H	George Mason	73 59				
				332	H	NJIT	77 57	347	A	Fairleigh Dickinson	79 58				

Howard

Howard

Non-Div I Games:

Howard

Average RPI Win:	206	WON-LOST	WINNING	LAST 10	STRENGTH OF	OPP. STRENGTH	TEAM	ADJ.	CONF.	ADJ CONF.
Average RPI Loss:	82	RECORD	PCT. RANK	GAMES	SCHEDULE	OF SCHEDULE	RPI	RPI	RPI	RPI
DIV. I ONLY	6- 6	161	4-6	59	182	108	108	18	18	
DIV. I NON-CONF.	5- 5	160	0- 0	31	187	61	61	17	17	

TOTALS	RPI 1-25	RPI 26-50	W-L RECORDS	RPI 51-100	RPI 101-150	RPI 150+				
6- 6	0- 1	0- 0	OVERALL	0- 3	2- 2	4- 0				
2- 3	0- 0	0- 0	HOME	0- 3	1- 0	1- 0				
3- 3	0- 1	0- 0	AWAY	0- 0	0- 2	3- 0				
1- 0	0- 0	0- 0	NEUTRAL	0- 0	1- 0	0- 0				
5- 5	0- 1	0- 0	NON-CONFERENCE	0- 2	2- 2	3- 0				
1- 2	0- 0	0- 0	HOME	0- 2	1- 0	0- 0				
3- 3	0- 1	0- 0	AWAY	0- 0	0- 2	3- 0				
1- 0	0- 0	0- 0	NEUTRAL	0- 0	1- 0	0- 0				
1- 1	0- 0	0- 0	CONFERENCE	0- 1	0- 0	1- 0				
1- 1	0- 0	0- 0	HOME	0- 1	0- 0	1- 0				
0- 0	0- 0	0- 0	AWAY	0- 0	0- 0	0- 0				
0- 0	0- 0	0- 0	NEUTRAL	0- 0	0- 0	0- 0				

RPI 1-25				RPI 26-50				RPI 51-100				RPI 101+				Team's RPI: 108
RPI	S	Opponent	Score	RPI	S	Opponent	Score	RPI	S	Opponent	Score	RPI	S	Opponent	Score	
12	A	Iowa	58 72					57	H	Ohio	66 73	101	H	UT Martin	73 72	
								74	H	UNI	40 53	117	N	VCU	63 61	
								80	H	Wright St.	75 78	121	A	Southern Ill.	73 78	
												150	A	Wisconsin	64 65	
												170	A	Indiana St.	64 59	
												256	A	Ole Miss	66 58	
												290	A	UTSA	58 50	
												301	H	Northern Ky.	70 48	
LAST 12 Division I GAMES:																
301	H	Northern Ky.	70 48	57	H	Ohio	66 73	12	A	Iowa	58 72	170	A	Indiana St.	64 59	
80	H	Wright St.	75 78	74	H	UNI	40 53	74	H	UNI	40 53	117	N	VCU	63 61	
121	A	Southern Ill.	73 78	150	A	Wisconsin	64 65	117	N	VCU	63 61	290	A	UTSA	58 50	
150	A	Wisconsin	64 65	101	H	UT Martin	73 72	290	A	UTSA	58 50					
101	H	UT Martin	73 72	256	A	Ole Miss	66 58									

Non-Div I Games: Purdue Northwest 101 40

IUPUI

Average RPI Win: **164**
 Average RPI Loss: **107**

WON-LOST
RECORD

WINNING
PCT. RANK

LAST 10
GAMES

STRENGTH OF
SCHEDULE

OPP. STRENGTH
OF SCHEDULE

TEAM
RPI

ADJ.
RPI

CONF.
RPI

ADJ CONF.
RPI

DIV. I ONLY	4- 6	211	4-6	50	104	93	93	11	11
DIV. I NON-CONF.	3- 6	241	0- 0	43	126	135	135	11	11
TOTALS	RPI 1-25	RPI 26-50	W-L RECORDS	RPI 51-100	RPI 101-150	RPI 150+			
4- 6	0- 2	0- 1	OVERALL	0- 1	2- 0	2- 2			
2- 0	0- 0	0- 0	HOME	0- 0	1- 0	1- 0			
2- 5	0- 2	0- 1	AWAY	0- 0	1- 0	1- 2			
0- 1	0- 0	0- 0	NEUTRAL	0- 1	0- 0	0- 0			
3- 6	0- 2	0- 1	NON-CONFERENCE	0- 1	1- 0	2- 2			
2- 0	0- 0	0- 0	HOME	0- 0	1- 0	1- 0			
1- 5	0- 2	0- 1	AWAY	0- 0	0- 0	1- 2			
0- 1	0- 0	0- 0	NEUTRAL	0- 1	0- 0	0- 0			
1- 0	0- 0	0- 0	CONFERENCE	0- 0	1- 0	0- 0			
0- 0	0- 0	0- 0	HOME	0- 0	0- 0	0- 0			
1- 0	0- 0	0- 0	AWAY	0- 0	1- 0	0- 0			
0- 0	0- 0	0- 0	NEUTRAL	0- 0	0- 0	0- 0			

RPI	S	Opponent	Score	RPI	S	Opponent	Score	RPI	S	Opponent	Score	RPI	S	Opponent	Score
4	A	Stanford	71 115	35	A	Wyoming	61 64	73	N	Boise St.	85 91	111	A	Idaho St.	86 72
11	A	Gonzaga	51 88									142	H	CSUN	88 73
												169	A	Texas Tech	88 77
												235	H	San Francisco	70 63
												241	A	Long Beach St.	63 70
												280	A	Hawaii	61 69
LAST 12 Division I GAMES:															
111	A	Idaho St.	86 72	280	A	Hawaii	61 69	235	H	San Francisco	70 63	241	A	Long Beach St.	63 70
11	A	Gonzaga	51 88					73	N	Boise St.	85 91	169	A	Texas Tech	88 77
35	A	Wyoming	61 64					4	A	Stanford	71 115				
142	H	CSUN	88 73												

Non-Div I Games:

Idaho

Loss, Non-Conf, S Site, H Home A Away N Neutral

Average RPI	Win:	250	WON-LOST	WINNING	LAST 10	STRENGTH OF	OPP. STRENGTH	TEAM	ADJ.	CONF.	ADJ CONF.
Average RPI	Loss:	61	RECORD	PCT. RANK	GAMES	SCHEDULE	OF SCHEDULE	RPI	RPI	RPI	RPI
DIV. I ONLY		4- 5		189	5-5	28	269	111	111	11	11
DIV. I NON-CONF.		4- 4		160	0- 0	18	309	51	51	11	11

TOTALS	RPI 1-25		RPI 26-50		W-L RECORDS	RPI 51-100		RPI 101-150		RPI 150+	
4- 5	0- 1		0- 0		OVERALL	0- 4		0- 0		4- 0	
2- 1	0- 0		0- 0		HOME	0- 1		0- 0		2- 0	
1- 3	0- 1		0- 0		AWAY	0- 2		0- 0		1- 0	
1- 1	0- 0		0- 0		NEUTRAL	0- 1		0- 0		1- 0	
4- 4	0- 1		0- 0		NON-CONFERENCE	0- 3		0- 0		4- 0	
2- 0	0- 0		0- 0		HOME	0- 0		0- 0		2- 0	
1- 3	0- 1		0- 0		AWAY	0- 2		0- 0		1- 0	
1- 1	0- 0		0- 0		NEUTRAL	0- 1		0- 0		1- 0	
0- 1	0- 0		0- 0		CONFERENCE	0- 1		0- 0		0- 0	
0- 1	0- 0		0- 0		HOME	0- 1		0- 0		0- 0	
0- 0	0- 0		0- 0		AWAY	0- 0		0- 0		0- 0	
0- 0	0- 0		0- 0		NEUTRAL	0- 0		0- 0		0- 0	

RPI 1-25				RPI 26-50				RPI 51-100				RPI 101+ Team's RPI: 111			
RPI	S	Opponent	Score	RPI	S	Opponent	Score	RPI	S	Opponent	Score	RPI	S	Opponent	Score
11	A	Gonzaga	51 70					54	A	Utah	60 74	193	H	Pepperdine	65 63
								68	N	Georgia Tech	51 74	250	N	Kennesaw St.	60 49
								79	A	Arizona	46 71	269	A	California Baptist	72 57
								93	H	Idaho	72 86	286	H	Utah Valley	80 68

LAST 12 Division I GAMES:															
				93	H	Idaho	72 86	54	A	Utah	60 74				
				193	H	Pepperdine	65 63	11	A	Gonzaga	51 70				
				286	H	Utah Valley	80 68	79	A	Arizona	46 71				
				68	N	Georgia Tech	51 74	269	A	California Baptist	72 57				
				250	N	Kennesaw St.	60 49								

Non-Div I Games: Benedictine Mesa 88 51

Idaho St.

Average RPI Win:	255	WON-LOST	WINNING	LAST 10	STRENGTH OF	OPP. STRENGTH	TEAM	ADJ.	CONF.	ADJ CONF.
Average RPI Loss:	91	RECORD	PCT. RANK	GAMES	SCHEDULE	OF SCHEDULE	RPI	RPI	RPI	RPI
DIV. I ONLY	8- 4	92	6-4	185	225	172	172	3	3	
DIV. I NON-CONF.	8- 3	72	0- 0	253	246	169	169	3	3	

TOTALS	RPI 1-25	RPI 26-50	W-L RECORDS	RPI 51-100	RPI 101-150	RPI 150+				
8- 4	0- 1	0- 1	OVERALL	0- 1	0- 0	8- 1				
7- 2	0- 1	0- 1	HOME	0- 0	0- 0	7- 0				
1- 1	0- 0	0- 0	AWAY	0- 1	0- 0	1- 0				
0- 1	0- 0	0- 0	NEUTRAL	0- 0	0- 0	0- 1				
8- 3	0- 0	0- 1	NON-CONFERENCE	0- 1	0- 0	8- 1				
7- 1	0- 0	0- 1	HOME	0- 0	0- 0	7- 0				
1- 1	0- 0	0- 0	AWAY	0- 1	0- 0	1- 0				
0- 1	0- 0	0- 0	NEUTRAL	0- 0	0- 0	0- 1				
0- 1	0- 1	0- 0	CONFERENCE	0- 0	0- 0	0- 0				
0- 1	0- 1	0- 0	HOME	0- 0	0- 0	0- 0				
0- 0	0- 0	0- 0	AWAY	0- 0	0- 0	0- 0				
0- 0	0- 0	0- 0	NEUTRAL	0- 0	0- 0	0- 0				

RPI 1-25				RPI 26-50				RPI 51-100				RPI 101+				Team's RPI: 172
RPI	S	Opponent	Score	RPI	S	Opponent	Score	RPI	S	Opponent	Score	RPI	S	Opponent	Score	
14	H	Indiana	83 85	49	H	Missouri	45 67	89	A	Clemson	67 69	170	H	Indiana St.	75 57	
												211	N	Sacramento St.	107 109	
												221	H	Eastern Mich.	72 66	
												240	H	Alabama A&M	88 60	
												249	H	Murray St.	84 52	
												254	H	SIUE	74 57	
												294	A	Cal Poly	74 51	
												305	H	Columbia	76 69	
												307	H	Valparaiso	73 54	

LAST 12 Division I GAMES:																
254	H	SIUE	74 57	14	H	Indiana	83 85	294	A	Cal Poly	74 51	240	H	Alabama A&M	88 60	
249	H	Murray St.	84 52	49	H	Missouri	45 67	305	H	Columbia	76 69					
170	H	Indiana St.	75 57					307	H	Valparaiso	73 54					
221	H	Eastern Mich.	72 66													
89	A	Clemson	67 69													
211	N	Sacramento St.	107 109													

Non-Div I Games:

Illinois

Average RPI Win:	242	WON-LOST	WINNING	LAST 10	STRENGTH OF	OPP. STRENGTH	TEAM	ADJ.	CONF.	ADJ CONF.
Average RPI Loss:	180	RECORD	PCT. RANK	GAMES	SCHEDULE	OF SCHEDULE	RPI	RPI	RPI	RPI
DIV. I ONLY	6- 4	122	7-3	317	202	194	194	14	14	
DIV. I NON-CONF.	6- 4	124	1- 0	318	200	194	194	14	14	

TOTALS	RPI 1-25	RPI 26-50	W-L RECORDS	RPI 51-100	RPI 101-150	RPI 150+				
6- 4	0- 1	0- 0	OVERALL	0- 0	0- 0	6- 3				
4- 0	0- 0	0- 0	HOME	0- 0	0- 0	4- 0				
2- 4	0- 1	0- 0	AWAY	0- 0	0- 0	2- 3				
0- 0	0- 0	0- 0	NEUTRAL	0- 0	0- 0	0- 0				
6- 4	0- 1	0- 0	NON-CONFERENCE	0- 0	0- 0	6- 3				
4- 0	0- 0	0- 0	HOME	0- 0	0- 0	4- 0				
2- 4	0- 1	0- 0	AWAY	0- 0	0- 0	2- 3				
0- 0	0- 0	0- 0	NEUTRAL	0- 0	0- 0	0- 0				
0- 0	0- 0	0- 0	CONFERENCE	0- 0	0- 0	0- 0				
0- 0	0- 0	0- 0	HOME	0- 0	0- 0	0- 0				
0- 0	0- 0	0- 0	AWAY	0- 0	0- 0	0- 0				
0- 0	0- 0	0- 0	NEUTRAL	0- 0	0- 0	0- 0				

RPI 1-25				RPI 26-50				RPI 51-100				RPI 101+ Team's RPI: 194			
RPI	S	Opponent	Score	RPI	S	Opponent	Score	RPI	S	Opponent	Score	RPI	S	Opponent	Score
19	A	Butler	56 58									173	A	UMKC	62 55
												186	H	North Dakota	67 55
												204	H	Saint Louis	72 67
												221	A	Eastern Mich.	41 50
												224	A	Cleveland St.	63 67
												245	H	Oakland	62 56
												254	A	SIUE	61 68
												301	A	Northern Ky.	58 53
												345	H	Austin Peay	61 49

LAST 12 Division I GAMES:															
301	A	Northern Ky.	58 53	173	A	UMKC	62 55	204	H	Saint Louis	72 67				
345	H	Austin Peay	61 49	245	H	Oakland	62 56	186	H	North Dakota	67 55				
245	H	Oakland	62 56	19	A	Butler	56 58	254	A	SIUE	61 68				
19	A	Butler	56 58	224	A	Cleveland St.	63 67								
224	A	Cleveland St.	63 67	221	A	Eastern Mich.	41 50								
221	A	Eastern Mich.	41 50												

Non-Div I Games: Maryville (MO) 61 52

Illinois St.

Average RPI Win:	0	WON-LOST	WINNING	LAST 10	STRENGTH OF	OPP. STRENGTH	TEAM	ADJ.	CONF.	ADJ CONF.
Average RPI Loss:	143	RECORD	PCT. RANK	GAMES	SCHEDULE	OF SCHEDULE	RPI	RPI	RPI	RPI
DIV. I ONLY	0- 11	338	0-10	52	248	291	291	22	22	
DIV. I NON-CONF.	0- 11	336	0- 1	53	244	292	292	22	22	

TOTALS	RPI 1-25	RPI 26-50	W-L RECORDS	RPI 51-100	RPI 101-150	RPI 150+				
0- 11	0- 3	0- 0	OVERALL	0- 1	0- 3	0- 4				
0- 4	0- 0	0- 0	HOME	0- 0	0- 3	0- 1				
0- 7	0- 3	0- 0	AWAY	0- 1	0- 0	0- 3				
0- 0	0- 0	0- 0	NEUTRAL	0- 0	0- 0	0- 0				
0- 11	0- 3	0- 0	NON-CONFERENCE	0- 1	0- 3	0- 4				
0- 4	0- 0	0- 0	HOME	0- 0	0- 3	0- 1				
0- 7	0- 3	0- 0	AWAY	0- 1	0- 0	0- 3				
0- 0	0- 0	0- 0	NEUTRAL	0- 0	0- 0	0- 0				
0- 0	0- 0	0- 0	CONFERENCE	0- 0	0- 0	0- 0				
0- 0	0- 0	0- 0	HOME	0- 0	0- 0	0- 0				
0- 0	0- 0	0- 0	AWAY	0- 0	0- 0	0- 0				
0- 0	0- 0	0- 0	NEUTRAL	0- 0	0- 0	0- 0				

RPI 1-25				RPI 26-50				RPI 51-100				RPI 101+ Team's RPI: 291			
RPI	S	Opponent	Score	RPI	S	Opponent	Score	RPI	S	Opponent	Score	RPI	S	Opponent	Score
15	A	South Dakota	43 96					79	A	Arizona	42 84	110	H	Houston	60 79
22	A	Arizona St.	43 81									113	H	Rice	63 74
24	A	Minnesota	39 75									119	H	UT Arlington	49 97
												207	A	Massachusetts	59 71
												209	A	San Diego St.	38 81
												335	H	Weber St.	64 72
												338	A	Grand Canyon	63 74

LAST 12 Division I GAMES:															
79	A	Arizona	42 84	113	H	Rice	63 74								
335	H	Weber St.	64 72	207	A	Massachusetts	59 71								
209	A	San Diego St.	38 81	24	A	Minnesota	39 75								
110	H	Houston	60 79	119	H	UT Arlington	49 97								
15	A	South Dakota	43 96	22	A	Arizona St.	43 81								
338	A	Grand Canyon	63 74												

Non-Div I Games:

Incarnate Word

I
n
d
i
a
n
a

I
n
d
i
a
n
a

Indiana

Average RPI Win:	280	WON-LOST	WINNING	LAST 10	STRENGTH OF	OPP. STRENGTH	TEAM	ADJ.	CONF.	ADJ CONF.
Average RPI Loss:	124	RECORD	PCT. RANK	GAMES	SCHEDULE	OF SCHEDULE	RPI	RPI	RPI	RPI
DIV. I ONLY	5- 5	161	5-5	214	229	170	170	14	14	
DIV. I NON-CONF.	5- 5	160	0- 0	212	227	171	171	14	14	

TOTALS	RPI 1-25	RPI 26-50	W-L RECORDS	RPI 51-100	RPI 101-150	RPI 150+				
5- 5	0- 1	0- 0	OVERALL	0- 0	0- 2	5- 2				
1- 1	0- 0	0- 0	HOME	0- 0	0- 1	1- 0				
4- 3	0- 1	0- 0	AWAY	0- 0	0- 0	4- 2				
0- 1	0- 0	0- 0	NEUTRAL	0- 0	0- 1	0- 0				
5- 5	0- 1	0- 0	NON-CONFERENCE	0- 0	0- 2	5- 2				
1- 1	0- 0	0- 0	HOME	0- 0	0- 1	1- 0				
4- 3	0- 1	0- 0	AWAY	0- 0	0- 0	4- 2				
0- 1	0- 0	0- 0	NEUTRAL	0- 0	0- 1	0- 0				
0- 0	0- 0	0- 0	CONFERENCE	0- 0	0- 0	0- 0				
0- 0	0- 0	0- 0	HOME	0- 0	0- 0	0- 0				
0- 0	0- 0	0- 0	AWAY	0- 0	0- 0	0- 0				
0- 0	0- 0	0- 0	NEUTRAL	0- 0	0- 0	0- 0				

RPI 1-25				RPI 26-50				RPI 51-100				RPI 101+				Team's RPI: 170
RPI	S	Opponent	Score	RPI	S	Opponent	Score	RPI	S	Opponent	Score	RPI	S	Opponent	Score	
19	A	Butler	49 72									108	H	IUPUI	59 64	
												122	N	UC Irvine	61 77	
												172	A	Illinois	57 75	
												198	A	Eastern Ill.	39 63	
												204	A	Saint Louis	60 56	
												216	A	Southeast Mo. St.	62 51	
												312	A	Marshall	62 53	
												329	H	UIC	60 53	
												338	A	Grand Canyon	88 81	

LAST 12 Division I GAMES:																
216	A	Southeast Mo. St.	62 51	198	A	Eastern Ill.	39 63									
122	N	UC Irvine	61 77	19	A	Butler	49 72									
338	A	Grand Canyon	88 81	329	H	UIC	60 53									
204	A	Saint Louis	60 56	172	A	Illinois	57 75									
312	A	Marshall	62 53	108	H	IUPUI	59 64									

Non-Div I Games: Davenport 79 43

Indiana St.

Average RPI	Win: 225	WON-LOST	WINNING	LAST 10	STRENGTH OF	OPP. STRENGTH	TEAM	ADJ.	CONF.	ADJ CONF.
Average RPI	Loss: 101	RECORD	PCT. RANK	GAMES	SCHEDULE	OF SCHEDULE	RPI	RPI	RPI	RPI
DIV. I ONLY	1- 10	328	1-9	37	183	261	261	28	28	
DIV. I NON-CONF.	1- 10	330	0- 1	39	182	260	260	28	28	

TOTALS	RPI 1-25	RPI 26-50	W-L RECORDS	RPI 51-100	RPI 101-150	RPI 150+				
1- 10	0- 0	0- 3	OVERALL	0- 4	0- 1	1- 2				
1- 5	0- 0	0- 1	HOME	0- 3	0- 1	1- 0				
0- 5	0- 0	0- 2	AWAY	0- 1	0- 0	0- 2				
0- 0	0- 0	0- 0	NEUTRAL	0- 0	0- 0	0- 0				
1- 10	0- 0	0- 3	NON-CONFERENCE	0- 4	0- 1	1- 2				
1- 5	0- 0	0- 1	HOME	0- 3	0- 1	1- 0				
0- 5	0- 0	0- 2	AWAY	0- 1	0- 0	0- 2				
0- 0	0- 0	0- 0	NEUTRAL	0- 0	0- 0	0- 0				
0- 0	0- 0	0- 0	CONFERENCE	0- 0	0- 0	0- 0				
0- 0	0- 0	0- 0	HOME	0- 0	0- 0	0- 0				
0- 0	0- 0	0- 0	AWAY	0- 0	0- 0	0- 0				
0- 0	0- 0	0- 0	NEUTRAL	0- 0	0- 0	0- 0				

RPI 1-25				RPI 26-50				RPI 51-100				RPI 101+				Team's RPI: 261	
RPI	S	Opponent	Score	RPI	S	Opponent	Score	RPI	S	Opponent	Score	RPI	S	Opponent	Score		
				34	A	Kansas	44 75	71	H	St. John's (NY)	35 61	112	H	Fordham	40 57		
				39	A	Bucknell	43 81	77	A	Toledo	38 84	222	A	Temple	39 59		
				45	H	Central Mich.	39 82	87	H	Penn	43 66	225	H	George Washington	52 43		
								97	H	Stony Brook	51 53	229	A	Hofstra	49 74		
LAST 12 Division I GAMES:																	
				112	H	Fordham	40 57	97	H	Stony Brook	51 53						
				225	H	George Washington	52 43	87	H	Penn	43 66						
				77	A	Toledo	38 84	222	A	Temple	39 59						
				71	H	St. John's (NY)	35 61	39	A	Bucknell	43 81						
				229	A	Hofstra	49 74	45	H	Central Mich.	39 82						
								34	A	Kansas	44 75						

Non-Div I Games:

Iona

Average RPI Win: 146

Average RPI Loss: 13

WON-LOST
RECORDWINNING
PCT. RANKLAST 10
GAMESSTRENGTH OF
SCHEDULEOPP. STRENGTH
OF SCHEDULETEAM
RPIADJ.
RPICONF.
RPIADJ CONF.
RPIDIV. I ONLY
DIV. I NON-CONF.9- 3
9- 259
437-3
0- 122
3339
3812
1212
123
33
3

TOTALS

RPI 1-25

RPI 26-50

W-L RECORDS

RPI 51-100

RPI 101-150

RPI 150+

9- 3

2- 3

0- 0

OVERALL

1- 0

2- 0

4- 0

6- 0

1- 0

0- 0

HOME

1- 0

2- 0

2- 0

2- 2

1- 2

0- 0

AWAY

0- 0

0- 0

1- 0

1- 1

0- 1

0- 0

NEUTRAL

0- 0

0- 0

1- 0

9- 2

2- 2

0- 0

NON-CONFERENCE

1- 0

2- 0

4- 0

6- 0

1- 0

0- 0

HOME

1- 0

2- 0

2- 0

2- 1

1- 1

0- 0

AWAY

0- 0

0- 0

1- 0

1- 1

0- 1

0- 0

NEUTRAL

0- 0

0- 0

1- 0

0- 1

0- 1

0- 0

CONFERENCE

0- 0

0- 0

0- 0

0- 0

0- 0

0- 0

HOME

0- 0

0- 0

0- 0

0- 1

0- 1

0- 0

AWAY

0- 0

0- 0

0- 0

0- 0

0- 0

0- 0

NEUTRAL

0- 0

0- 0

0- 0

RPI 1-25

Team's RPI: 12

RPI 26-50

RPI 51-100

RPI 101+

RPI	S	Opponent	Score
1	A	Notre Dame	71 105
6	H	Iowa St.	73 70
10	A	Drake	91 82
17	N	Florida St.	67 71
21	A	Michigan St.	70 84

RPI	S	Opponent	Score
-----	---	----------	-------

RPI	S	Opponent	Score
74	H	UNI	83 57

RPI	S	Opponent	Score
108	H	IUPUI	72 58
123	H	Oral Roberts	90 77
159	A	Western Ky.	104 67
188	N	West Virginia	84 81
308	H	Robert Morris	92 63
341	H	N.C. Central	106 39

LAST 12 Division I GAMES:

17	N	Florida St.	67	71	10	A	Drake	91	82
21	A	Michigan St.	70	84	74	H	UNI	83	57
188	N	West Virginia	84	81	108	H	IUPUI	72	58
341	H	N.C. Central	106	39	6	H	Iowa St.	73	70
159	A	Western Ky.	104	67	308	H	Robert Morris	92	63
123	H	Oral Roberts	90	77	1	A	Notre Dame	71	105

Non-Div I Games:

Iowa

■ Loss,
 ■ Non-Conf,
 ■ S Site,
 ■ H Home
 ■ A Away
 N Neutral

Average RPI Win: 113

Average RPI Loss: 14

WON-LOST
RECORDWINNING
PCT. RANKLAST 10
GAMESSTRENGTH OF
SCHEDULEOPP. STRENGTH
OF SCHEDULETEAM
RPIADJ.
RPICONF.
RPIADJ CONF.
RPIDIV. I ONLY
DIV. I NON-CONF.10- 2
10- 236
378-2
3- 013
1475
726
66
65
55
5

TOTALS

RPI 1-25

RPI 26-50

W-L RECORDS

RPI 51-100

RPI 101-150

RPI 150+

10- 2

1- 2

3- 0

OVERALL

2- 0

0- 0

4- 0

9- 0

1- 0

3- 0

HOME

2- 0

0- 0

3- 0

0- 2

0- 2

0- 0

AWAY

0- 0

0- 0

0- 0

1- 0

0- 0

0- 0

NEUTRAL

0- 0

0- 0

1- 0

10- 2

1- 2

3- 0

NON-CONFERENCE

2- 0

0- 0

4- 0

9- 0

1- 0

3- 0

HOME

2- 0

0- 0

3- 0

0- 2

0- 2

0- 0

AWAY

0- 0

0- 0

0- 0

1- 0

0- 0

0- 0

NEUTRAL

0- 0

0- 0

1- 0

0- 0

0- 0

0- 0

CONFERENCE

0- 0

0- 0

0- 0

0- 0

0- 0

0- 0

HOME

0- 0

0- 0

0- 0

0- 0

0- 0

0- 0

AWAY

0- 0

0- 0

0- 0

0- 0

0- 0

0- 0

NEUTRAL

0- 0

0- 0

0- 0

RPI 1-25 Team's RPI: 6

RPI 26-50

RPI 51-100

RPI 101+

RPI	S	Opponent	Score
10	H	Drake	86 81
12	A	Iowa	70 73
15	A	South Dakota	59 64

RPI	S	Opponent	Score
29	H	Auburn	67 64
39	H	Bucknell	86 61
41	H	Miami (FL)	75 52

RPI	S	Opponent	Score
52	H	Arkansas	91 82
98	H	Northern Ill.	70 60

RPI	S	Opponent	Score
179	H	Prairie View	94 46
186	H	North Dakota	87 35
221	N	Eastern Mich.	85 59
271	H	Niagara	95 35

LAST 12 Division I GAMES:

98	H	Northern Ill.	70 60	41	H	Miami (FL)	75 52
29	H	Auburn	67 64	39	H	Bucknell	86 61
52	H	Arkansas	91 82	179	H	Prairie View	94 46
15	A	South Dakota	59 64	10	H	Drake	86 81
221	N	Eastern Mich.	85 59	186	H	North Dakota	87 35
271	H	Niagara	95 35	12	A	Iowa	70 73

Non-Div I Games:

Iowa St.

Average RPI Win: 298

Average RPI Loss: 172

WON-LOST
RECORDWINNING
PCT. RANKLAST 10
GAMESSTRENGTH OF
SCHEDULEOPP. STRENGTH
OF SCHEDULETEAM
RPIADJ.
RPICONF.
RPIADJ CONF.
RPIDIV. I ONLY
DIV. I NON-CONF.2- 7
2- 7288
2854-6
0- 1186
184323
321292
293292
29324
2424
24

TOTALS

RPI 1-25

RPI 26-50

W-L RECORDS

RPI 51-100

RPI 101-150

RPI 150+

2- 7 0- 1

1- 1 0- 0

0- 5 0- 1

1- 1 0- 0

0- 0

0- 0

0- 0

0- 0

OVERALL

HOME

AWAY

NEUTRAL

0- 1

0- 0

0- 1

0- 0

0- 1

0- 0

0- 1

0- 0

2- 4

1- 1

0- 2

1- 1

2- 7 0- 1

1- 1 0- 0

0- 5 0- 1

1- 1 0- 0

0- 0

0- 0

0- 0

0- 0

NON-CONFERENCE

HOME

AWAY

NEUTRAL

0- 1

0- 0

0- 1

0- 0

0- 1

0- 0

0- 1

0- 0

2- 4

1- 1

0- 2

1- 1

0- 0 0- 0

0- 0 0- 0

0- 0 0- 0

0- 0 0- 0

0- 0

0- 0

0- 0

0- 0

CONFERENCE

HOME

AWAY

NEUTRAL

0- 0

0- 0

0- 0

0- 0

0- 0

0- 0

0- 0

0- 0

0- 0

0- 0

0- 0

0- 0

RPI 1-25

RPI 26-50

RPI 51-100

RPI 101+

Team's RPI: 292

RPI S Opponent Score
18 A Mississippi St. 38 105

RPI S Opponent Score

RPI S Opponent Score
52 A Arkansas 57 76RPI S Opponent Score
119 A UT Arlington 63 99
205 N Akron 57 74
208 H Southeastern La. 45 50
266 H Central Ark. 65 56
283 A Memphis 67 68
316 A Louisiana 61 68
329 N UIC 72 57

LAST 12 Division I GAMES:

52 A Arkansas	57 76	205 N Akron	57 74
329 N UIC	72 57	208 H Southeastern La.	45 50
283 A Memphis	67 68	18 A Mississippi St.	38 105
		316 A Louisiana	61 68
		266 H Central Ark.	65 56
		119 A UT Arlington	63 99

Non-Div I Games:

Spring Hill

105 57

Millsaps

88 38

Jackson St.

Loss, Non-Conf, S Site, H Home A Away N Neutral

Average RPI Win:	343	WON-LOST	WINNING	LAST 10	STRENGTH OF	OPP. STRENGTH	TEAM	ADJ.	CONF.	ADJ CONF.
Average RPI Loss:	109	RECORD	PCT. RANK	GAMES	SCHEDULE	OF SCHEDULE	RPI	RPI	RPI	RPI
DIV. I ONLY	3- 6	242	5-5	234	227	228	228	27	27	
DIV. I NON-CONF.	3- 6	241	1- 0	231	225	229	229	27	27	

TOTALS	RPI 1-25	RPI 26-50	W-L RECORDS	RPI 51-100	RPI 101-150	RPI 150+				
3- 6	0- 1	0- 2	OVERALL	0- 0	0- 1	3- 2				
0- 1	0- 0	0- 0	HOME	0- 0	0- 0	0- 1				
3- 3	0- 1	0- 1	AWAY	0- 0	0- 1	3- 0				
0- 2	0- 0	0- 1	NEUTRAL	0- 0	0- 0	0- 1				
3- 6	0- 1	0- 2	NON-CONFERENCE	0- 0	0- 1	3- 2				
0- 1	0- 0	0- 0	HOME	0- 0	0- 0	0- 1				
3- 3	0- 1	0- 1	AWAY	0- 0	0- 1	3- 0				
0- 2	0- 0	0- 1	NEUTRAL	0- 0	0- 0	0- 1				
0- 0	0- 0	0- 0	CONFERENCE	0- 0	0- 0	0- 0				
0- 0	0- 0	0- 0	HOME	0- 0	0- 0	0- 0				
0- 0	0- 0	0- 0	AWAY	0- 0	0- 0	0- 0				
0- 0	0- 0	0- 0	NEUTRAL	0- 0	0- 0	0- 0				

RPI 1-25				RPI 26-50				RPI 51-100				RPI 101+ Team's RPI: 228			
RPI	S	Opponent	Score	RPI	S	Opponent	Score	RPI	S	Opponent	Score	RPI	S	Opponent	Score
17	A	Florida St.	46 79	31	N	Old Domini on	76 78					104	A	Penn St.	61 80
				38	A	Texas A&M	53 73					223	H	Bethune-Cookman	56 58
												240	N	Al abama A&M	60 65
												336	A	FIU	73 62
												343	A	Savannah St.	68 58
												351	A	Charleston So.	68 58
LAST 12 Division I GAMES:															
336	A	FIU	73 62	31	N	Old Domini on	76 78								
240	N	Al abama A&M	60 65	343	A	Savannah St.	68 58								
104	A	Penn St.	61 80	17	A	Florida St.	46 79								
223	H	Bethune-Cookman	56 58	38	A	Texas A&M	53 73								
351	A	Charleston So.	68 58												

Non-Div I Games: Webber Int'l 73 39 Edward Waters 100 48 Warner 105 55

Jacksonville

Average RPI Win:	264	WON-LOST	WINNING	LAST 10	STRENGTH OF	OPP. STRENGTH	TEAM	ADJ.	CONF.	ADJ CONF.
Average RPI Loss:	129	RECORD	PCT. RANK	GAMES	SCHEDULE	OF SCHEDULE	RPI	RPI	RPI	RPI
DIV. I ONLY	5- 5	161	5-5	150	283	165	165	20	20	
DIV. I NON-CONF.	5- 5	160	0- 1	151	282	165	165	20	20	

TOTALS	RPI 1-25	RPI 26-50	W-L RECORDS	RPI 51-100	RPI 101-150	RPI 150+				
5- 5	0- 0	0- 0	OVERALL	0- 1	0- 2	5- 2				
1- 2	0- 0	0- 0	HOME	0- 0	0- 1	1- 1				
4- 1	0- 0	0- 0	AWAY	0- 0	0- 0	4- 1				
0- 2	0- 0	0- 0	NEUTRAL	0- 1	0- 1	0- 0				
5- 5	0- 0	0- 0	NON-CONFERENCE	0- 1	0- 2	5- 2				
1- 2	0- 0	0- 0	HOME	0- 0	0- 1	1- 1				
4- 1	0- 0	0- 0	AWAY	0- 0	0- 0	4- 1				
0- 2	0- 0	0- 0	NEUTRAL	0- 1	0- 1	0- 0				
0- 0	0- 0	0- 0	CONFERENCE	0- 0	0- 0	0- 0				
0- 0	0- 0	0- 0	HOME	0- 0	0- 0	0- 0				
0- 0	0- 0	0- 0	AWAY	0- 0	0- 0	0- 0				
0- 0	0- 0	0- 0	NEUTRAL	0- 0	0- 0	0- 0				

RPI 1-25				RPI 26-50				RPI 51-100				RPI 101+ Team's RPI: 165			
RPI	S	Opponent	Score	RPI	S	Opponent	Score	RPI	S	Opponent	Score	RPI	S	Opponent	Score
								82	N	Harvard	62 69	103	N	Washington St.	51 64
												133	H	Miami (OH)	41 58
												156	H	Troy	63 89
												169	A	Texas Tech	58 71
												174	H	Georgia St.	61 56
												240	A	Alabama A&M	55 48
												256	A	Ole Miss	60 49
												320	A	Lipscomb	58 46
												328	A	Florida A&M	62 31

LAST 12 Division I GAMES:															
				133	H	Miami (OH)	41 58			103	N	Washington St.	51 64		
				174	H	Georgia St.	61 56			156	H	Troy	63 89		
				240	A	Alabama A&M	55 48			169	A	Texas Tech	58 71		
				256	A	Ole Miss	60 49			328	A	Florida A&M	62 31		
				82	N	Harvard	62 69								
				320	A	Lipscomb	58 46								

Non-Div I Games: Montevallo 84 52

Jacksonville St.

Average RPI	Win:	206	WON-LOST	WINNING	LAST 10	STRENGTH OF	OPP. STRENGTH	TEAM	ADJ.	CONF.	ADJ CONF.
Average RPI	Loss:	122	RECORD	PCT. RANK	GAMES	SCHEDULE	OF SCHEDULE	RPI	RPI	RPI	RPI
DIV. I ONLY		8- 3		70	7-3	266	100	95	95	13	13
DIV. I NON-CONF.		8- 3		72	1- 0	264	100	96	96	13	13
<hr/>											
TOTALS	RPI 1-25		RPI 26-50		W-L RECORDS	RPI 51-100		RPI 101-150		RPI 150+	
8- 3	0- 0		0- 1		OVERALL	2- 1		1- 0		5- 1	
5- 0	0- 0		0- 0		HOME	2- 0		1- 0		2- 0	
3- 3	0- 0		0- 1		AWAY	0- 1		0- 0		3- 1	
0- 0	0- 0		0- 0		NEUTRAL	0- 0		0- 0		0- 0	
8- 3	0- 0		0- 1		NON-CONFERENCE	2- 1		1- 0		5- 1	
5- 0	0- 0		0- 0		HOME	2- 0		1- 0		2- 0	
3- 3	0- 0		0- 1		AWAY	0- 1		0- 0		3- 1	
0- 0	0- 0		0- 0		NEUTRAL	0- 0		0- 0		0- 0	
0- 0	0- 0		0- 0		CONFERENCE	0- 0		0- 0		0- 0	
0- 0	0- 0		0- 0		HOME	0- 0		0- 0		0- 0	
0- 0	0- 0		0- 0		AWAY	0- 0		0- 0		0- 0	
0- 0	0- 0		0- 0		NEUTRAL	0- 0		0- 0		0- 0	

RPI 1-25				RPI 26-50				RPI 51-100				Team's RPI : 95				RPI 101+			
RPI	S	Opponent	Score	RPI	S	Opponent	Score	RPI	S	Opponent	Score	RPI	S	Opponent	Score	RPI	S	Opponent	Score
				26	A	Maryl and	63 87												
								61	H	Dayton	68 55					109	H	Georgetown	69 57
								71	H	St. John's (NY)	64 51					225	H	George Washington	50 37
								78	A	Wake Forest	49 50					260	H	Winthrop	56 39
																262	A	Hampton	65 72
																270	A	Liberty	74 53
																308	A	Robert Morris	57 36
																342	A	Delaware St.	103 57
LAST 12 Division I GAMES:																			

Non-Div I Games:

James Madison

Average RPI Win: **168**
 Average RPI Loss: **83**

WON-LOST
RECORD

WINNING
PCT. RANK

LAST 10
GAMES

STRENGTH OF
SCHEDULE

OPP. STRENGTH
OF SCHEDULE

TEAM
RPI

ADJ.
RPI

CONF.
RPI

ADJ CONF.
RPI

DIV. I ONLY	10- 1	22	9-1	211	48	34	34	5	5
DIV. I NON-CONF.	10- 1	19	1- 0	208	49	34	34	5	5
<hr/>									
TOTALS	RPI 1-25	RPI 26-50	W-L RECORDS	RPI 51-100	RPI 101-150	RPI 150+			
10- 1	0- 0	0- 0	OVERALL	2- 1	3- 0	5- 0			
7- 0	0- 0	0- 0	HOME	0- 0	2- 0	5- 0			
1- 1	0- 0	0- 0	AWAY	1- 1	0- 0	0- 0			
2- 0	0- 0	0- 0	NEUTRAL	1- 0	1- 0	0- 0			
10- 1	0- 0	0- 0	NON-CONFERENCE	2- 1	3- 0	5- 0			
7- 0	0- 0	0- 0	HOME	0- 0	2- 0	5- 0			
1- 1	0- 0	0- 0	AWAY	1- 1	0- 0	0- 0			
2- 0	0- 0	0- 0	NEUTRAL	1- 0	1- 0	0- 0			
0- 0	0- 0	0- 0	CONFERENCE	0- 0	0- 0	0- 0			
0- 0	0- 0	0- 0	HOME	0- 0	0- 0	0- 0			
0- 0	0- 0	0- 0	AWAY	0- 0	0- 0	0- 0			
0- 0	0- 0	0- 0	NEUTRAL	0- 0	0- 0	0- 0			

RPI 1-25				RPI 26-50				Team's RPI: 34				RPI 51-100				RPI 101+			
RPI	S	Opponent	Score	RPI	S	Opponent	Score					RPI	S	Opponent	Score	RPI	S	Opponent	Score
												62	A	LSU	68 61	103	N	Washington St.	71 63
												83	A	Nebraska	52 58	123	H	Oral Roberts	70 58
												90	N	Northwestern	66 57	129	H	Grambling	76 45
																173	H	UMKC	67 55
																200	H	George Mason	77 56
																240	H	Alabama A&M	65 54
																261	H	Iona	75 44
																297	H	Vermont	77 36
<hr/>																			
										LAST 12 Division I GAMES:									
										62	A	LSU	68 61	90	N	Northwestern	66 57		
										261	H	Iona	75 44	297	H	Vermont	77 36		
										200	H	George Mason	77 56	103	N	Washington St.	71 63		
										240	H	Alabama A&M	65 54	129	H	Grambling	76 45		
										123	H	Oral Roberts	70 58	83	A	Nebraska	52 58		
										173	H	UMKC	67 55						

Non-Div I Games:

Kansas

Loss, Non-Conf, S Site, H Home A Away N Neutral

Average RPI Win: 171

Average RPI Loss: 27

WON-LOST
RECORDWINNING
PCT. RANKLAST 10
GAMESSTRENGTH OF
SCHEDULEOPP. STRENGTH
OF SCHEDULETEAM
RPIADJ.
RPICONF.
RPIADJ CONF.
RPIDIV. I ONLY
DIV. I NON-CONF.9- 3
9- 359
627-3
1- 0151
15324
2569
7069
705
55
5

TOTALS

RPI 1-25

RPI 26-50

W-L RECORDS

RPI 51-100

RPI 101-150

RPI 150+

9- 3
7- 0
1- 0
1- 30- 2
0- 0
0- 0
0- 21- 0
1- 0
0- 0
0- 0OVERALL
HOME
AWAY
NEUTRAL2- 1
1- 0
0- 0
1- 10- 0
0- 0
0- 0
0- 06- 0
5- 0
1- 0
0- 09- 3
7- 0
1- 0
1- 30- 2
0- 0
0- 0
0- 21- 0
1- 0
0- 0
0- 0NON-CONFERENCE
HOME
AWAY
NEUTRAL2- 1
1- 0
0- 0
1- 10- 0
0- 0
0- 0
0- 06- 0
5- 0
1- 0
0- 00- 0
0- 0
0- 0
0- 00- 0
0- 0
0- 0
0- 00- 0
0- 0
0- 0
0- 0CONFERENCE
HOME
AWAY
NEUTRAL0- 0
0- 0
0- 0
0- 00- 0
0- 0
0- 0
0- 00- 0
0- 0
0- 0
0- 0

RPI 1-25

RPI 26-50

RPI 51-100

Team's RPI: 69

RPI 101+

RPI	S	Opponent	Score
5	N	Syracuse	61 70
22	N	Arizona St.	51 65

RPI	S	Opponent	Score
28	H	Lamar University	73 55

RPI	S	Opponent	Score
53	N	DePaul	59 79
74	H	UNI	72 62
99	N	Princeton	80 61

RPI	S	Opponent	Score
164	A	Little Rock	53 47
173	H	UMKC	61 50
180	H	Vanderbilt	72 61
257	H	North Texas	60 42
266	H	Central Ark.	70 54
296	H	Omaha	61 46

LAST 12 Division I GAMES:

99	N	Princeton	80	61	74	H	UNI	72	62
53	N	DePaul	59	79	266	H	Central Ark.	70	54
5	N	Syracuse	61	70	22	N	Arizona St.	51	65
173	H	UMKC	61	50	164	A	Little Rock	53	47
257	H	North Texas	60	42	28	H	Lamar University	73	55
296	H	Omaha	61	46	180	H	Vanderbilt	72	61

Non-Div I Games:

Kansas St.

Average RPI Win:	266	WON-LOST	WINNING	LAST 10	STRENGTH OF	OPP. STRENGTH	TEAM	ADJ.	CONF.	ADJ CONF.
Average RPI Loss:	138	RECORD	PCT. RANK	GAMES	SCHEDULE	OF SCHEDULE	RPI	RPI	RPI	RPI

DIV. I ONLY	3- 9	271	3-7	114	270	250	250	27	27
DIV. I NON-CONF.	3- 9	270	1- 0	114	268	246	246	27	27
TOTALS	RPI 1-25	RPI 26-50	W-L RECORDS	RPI 51-100	RPI 101-150	RPI 150+			
3- 9	0- 1	0- 0	OVERALL	0- 3	0- 1	3- 4			
2- 0	0- 0	0- 0	HOME	0- 0	0- 0	2- 0			
0- 5	0- 0	0- 0	AWAY	0- 3	0- 0	0- 2			
1- 4	0- 1	0- 0	NEUTRAL	0- 0	0- 1	1- 2			
3- 9	0- 1	0- 0	NON-CONFERENCE	0- 3	0- 1	3- 4			
2- 0	0- 0	0- 0	HOME	0- 0	0- 0	2- 0			
0- 5	0- 0	0- 0	AWAY	0- 3	0- 0	0- 2			
1- 4	0- 1	0- 0	NEUTRAL	0- 0	0- 1	1- 2			
0- 0	0- 0	0- 0	CONFERENCE	0- 0	0- 0	0- 0			
0- 0	0- 0	0- 0	HOME	0- 0	0- 0	0- 0			
0- 0	0- 0	0- 0	AWAY	0- 0	0- 0	0- 0			
0- 0	0- 0	0- 0	NEUTRAL	0- 0	0- 0	0- 0			

RPI S Opponent Score	RPI S Opponent Score	RPI S Opponent Score	RPI S Opponent Score
21 N Michigan St. 51 75		68 A Georgia Tech 35 60	111 N Idaho St. 49 60
		88 A Seton Hall 80 102	174 A Georgia St. 73 79
		92 A Mercer 48 64	196 A East Carolina 56 68
			223 N Bethune-Cookman 61 64
			226 H Ga. Southern 78 59
			231 H Furman 74 63
			272 N UMBC 53 57
			341 N N.C. Central 78 54
LAST 12 Division I GAMES:			
21 N Michigan St. 51 75	341 N N.C. Central 78 54	223 N Bethune-Cookman 61 64	
111 N Idaho St. 49 60	68 A Georgia Tech 35 60	174 A Georgia St. 73 79	
196 A East Carolina 56 68	92 A Mercer 48 64	226 H Ga. Southern 78 59	
231 H Furman 74 63			
272 N UMBC 53 57			
88 A Seton Hall 80 102			

Non-Div I Games: Middle Ga. St. 80 70

Kennesaw St.

Average RPI	Win: 258	WON-LOST	WINNING	LAST 10	STRENGTH OF	OPP. STRENGTH	TEAM	ADJ.	CONF.	ADJ CONF.
Average RPI	Loss: 64	RECORD	PCT. RANK	GAMES	SCHEDULE	OF SCHEDULE	RPI	RPI	RPI	RPI
DIV. I ONLY	6- 4	122	6-4	264	85	153	153	9	9	
DIV. I NON-CONF.	6- 4	124	1- 0	262	85	153	153	9	9	

TOTALS	RPI 1-25	RPI 26-50	W-L RECORDS	RPI 51-100	RPI 101-150	RPI 150+				
6- 4	0- 1	0- 1	OVERALL	0- 1	1- 1	5- 0				
3- 1	0- 0	0- 0	HOME	0- 0	1- 1	2- 0				
3- 3	0- 1	0- 1	AWAY	0- 1	0- 0	3- 0				
0- 0	0- 0	0- 0	NEUTRAL	0- 0	0- 0	0- 0				
6- 4	0- 1	0- 1	NON-CONFERENCE	0- 1	1- 1	5- 0				
3- 1	0- 0	0- 0	HOME	0- 0	1- 1	2- 0				
3- 3	0- 1	0- 1	AWAY	0- 1	0- 0	3- 0				
0- 0	0- 0	0- 0	NEUTRAL	0- 0	0- 0	0- 0				
0- 0	0- 0	0- 0	CONFERENCE	0- 0	0- 0	0- 0				
0- 0	0- 0	0- 0	HOME	0- 0	0- 0	0- 0				
0- 0	0- 0	0- 0	AWAY	0- 0	0- 0	0- 0				
0- 0	0- 0	0- 0	NEUTRAL	0- 0	0- 0	0- 0				

RPI 1-25				RPI 26-50				RPI 51-100				RPI 101+ Team's RPI: 153			
RPI	S	Opponent	Score	RPI	S	Opponent	Score	RPI	S	Opponent	Score	RPI	S	Opponent	Score
8	A	NC State	61 78	44	A	North Carolina	60 73	80	A	Wright St.	55 61	125	H	Duquesne	72 77
												126	H	Youngstown St.	62 34
												236	A	St. Bonaventure	76 64
												245	H	Oakland	75 65
												301	H	Northern Ky.	62 61
												308	A	Robert Morris	54 46
												332	A	NJIT	57 40

LAST 12 Division I GAMES:															
245	H	Oakland	75 65	332	A	NJIT	57 40	236	A	St. Bonaventure	76 64	80	A	Wright St.	55 61
301	H	Northern Ky.	62 61	236	A	St. Bonaventure	76 64	308	A	Robert Morris	54 46	125	H	Duquesne	72 77
8	A	NC State	61 78	80	A	Wright St.	55 61	125	H	Duquesne	72 77	126	H	Youngstown St.	62 34
44	A	North Carolina	60 73												

Non-Div I Games:

Kent St.

Average RPI Win: 157

Average RPI Loss: 7

WON-LOST
RECORDWINNING
PCT. RANKLAST 10
GAMESSTRENGTH OF
SCHEDULEOPP. STRENGTH
OF SCHEDULETEAM
RPIADJ.
RPICONF.
RPIADJ CONF.
RPIDIV. I ONLY
DIV. I NON-CONF.13- 1
13- 110
109-1
1- 0175
17610
1223
2123
216
66
6

TOTALS

RPI 1-25

RPI 26-50

W-L RECORDS

RPI 51-100

RPI 101-150

RPI 150+

13- 1

0- 1

2- 0

OVERALL

1- 0

4- 0

6- 0

10- 0

0- 0

0- 0

HOME

1- 0

3- 0

6- 0

0- 1

0- 1

0- 0

AWAY

0- 0

0- 0

0- 0

3- 0

0- 0

2- 0

NEUTRAL

0- 0

1- 0

0- 0

13- 1

0- 1

2- 0

NON-CONFERENCE

1- 0

4- 0

6- 0

10- 0

0- 0

0- 0

HOME

1- 0

3- 0

6- 0

0- 1

0- 1

0- 0

AWAY

0- 0

0- 0

0- 0

3- 0

0- 0

2- 0

NEUTRAL

0- 0

1- 0

0- 0

0- 0

0- 0

0- 0

CONFERENCE

0- 0

0- 0

0- 0

0- 0

0- 0

0- 0

HOME

0- 0

0- 0

0- 0

0- 0

0- 0

0- 0

AWAY

0- 0

0- 0

0- 0

0- 0

0- 0

0- 0

NEUTRAL

0- 0

0- 0

0- 0

RPI 1-25

Team's RPI: 23

RPI 26-50

RPI 51-100

RPI 101+

RPI	S	Opponent	Score
7	A	Louisville	75 80

RPI	S	Opponent	Score
37	N	UCLA	75 74
44	N	North Carolina	85 75

RPI	S	Opponent	Score
65	H	Middle Tenn.	72 55

RPI	S	Opponent	Score
124	H	Southern U.	91 41
136	H	Virginia	63 51
139	H	Rhode Island	75 52
146	N	South Fla.	85 63
182	H	High Point	71 49
189	H	Alabama St.	87 35
210	H	Morehead St.	87 57
217	H	Sacred Heart	71 43
249	H	Murray St.	88 49
306	H	Western Caro.	99 39

LAST 12 Division I GAMES:

217	H	Sacred Heart	71	43	306	H	Western Caro.	99	39
249	H	Murray St.	88	49	65	H	Middle Tenn.	72	55
37	N	UCLA	75	74	7	A	Louisville	75	80
146	N	South Fla.	85	63	139	H	Rhode Island	75	52
182	H	High Point	71	49	210	H	Morehead St.	87	57
136	H	Virginia	63	51	44	N	North Carolina	85	75

Kentucky

Kentucky

Non-Div I Games:

Kentucky

Loss,
 Non-Conf,
 S Site,
 H Home
A Away
 N Neutral

Average RPI Win: 340

Average RPI Loss: 254

WON-LOST
RECORDWINNING
PCT. RANKLAST 10
GAMESSTRENGTH OF
SCHEDULEOPP. STRENGTH
OF SCHEDULETEAM
RPIADJ.
RPICONF.
RPIADJ CONF.
RPIDIV. I ONLY
DIV. I NON-CONF.1- 10
1- 10328
3301-9
1- 0323
323347
347349
349349
34931
3131
31

TOTALS

RPI 1-25

RPI 26-50

W-L RECORDS

RPI 51-100

RPI 101-150

RPI 150+

1- 10

0- 0

0- 0

OVERALL

0- 0

0- 3

1- 7

1- 3

0- 0

0- 0

HOME

0- 0

0- 0

1- 3

0- 6

0- 0

0- 0

AWAY

0- 0

0- 2

0- 4

0- 1

0- 0

0- 0

NEUTRAL

0- 0

0- 1

0- 0

1- 10

0- 0

0- 0

NON-CONFERENCE

0- 0

0- 3

1- 7

1- 3

0- 0

0- 0

HOME

0- 0

0- 0

1- 3

0- 6

0- 0

0- 0

AWAY

0- 0

0- 2

0- 4

0- 1

0- 0

0- 0

NEUTRAL

0- 0

0- 1

0- 0

0- 0

0- 0

0- 0

CONFERENCE

0- 0

0- 0

0- 0

0- 0

0- 0

0- 0

HOME

0- 0

0- 0

0- 0

0- 0

0- 0

0- 0

AWAY

0- 0

0- 0

0- 0

0- 0

0- 0

0- 0

NEUTRAL

0- 0

0- 0

0- 0

RPI 1-25

RPI 26-50

RPI 51-100

RPI 101+

Team's RPI: 349

RPI S Opponent Score

RPI S Opponent Score

RPI S Opponent Score

RPI S Opponent Score

107	A	Michigan	38	83
122	N	UC Irvine	71	84
145	A	Lehigh	38	72
276	A	Fairfield	43	71
281	A	Saint Peter's	59	86
288	H	UMass Lowell	64	69
317	H	Army West Point	42	57
332	H	NJIT	51	72
337	A	Manhattan	46	61
338	A	Grand Canyon	62	65
340	H	Lafayette	55	50

LAST 12 Division I GAMES:

340	H	Lafayette	55	50	332	H	NJIT	51	72
145	A	Lehigh	38	72	107	A	Michigan	38	83
276	A	Fairfield	43	71	288	H	UMass Lowell	64	69
317	H	Army West Point	42	57	338	A	Grand Canyon	62	65
337	A	Manhattan	46	61	122	N	UC Irvine	71	84
					281	A	Saint Peter's	59	86

LIU Brooklyn

LIU Brooklyn

Non-Div I Games:

LIU Brooklyn

■ Loss,
 ■ Non-Conf,
 S Site,
 ■ Home
 ■ Away
 N Neutral

LSULSU

LSU

Average RPI Win: **260**
 Average RPI Loss: **139**

WON-LOST
RECORD

WINNING
PCT. RANK

LAST 10
GAMES

STRENGTH OF
SCHEDULE

OPP. STRENGTH
OF SCHEDULE

TEAM
RPI

ADJ.
RPI

CONF.
RPI

ADJ CONF.
RPI

DIV. I ONLY	3- 11	291	3-7	160	235	268	268	16	16
DIV. I NON-CONF.	3- 11	289	0- 1	162	232	268	268	16	16
<hr/>									
TOTALS	RPI 1-25	RPI 26-50	W-L RECORDS	RPI 51-100	RPI 101-150	RPI 150+			
3- 11	0- 0	0- 1	OVERALL	0- 4	0- 1	3- 5			
1- 3	0- 0	0- 0	HOME	0- 1	0- 0	1- 2			
0- 8	0- 0	0- 1	AWAY	0- 3	0- 1	0- 3			
2- 0	0- 0	0- 0	NEUTRAL	0- 0	0- 0	2- 0			
3- 11	0- 0	0- 1	NON-CONFERENCE	0- 4	0- 1	3- 5			
1- 3	0- 0	0- 0	HOME	0- 1	0- 0	1- 2			
0- 8	0- 0	0- 1	AWAY	0- 3	0- 1	0- 3			
2- 0	0- 0	0- 0	NEUTRAL	0- 0	0- 0	2- 0			
0- 0	0- 0	0- 0	CONFERENCE	0- 0	0- 0	0- 0			
0- 0	0- 0	0- 0	HOME	0- 0	0- 0	0- 0			
0- 0	0- 0	0- 0	AWAY	0- 0	0- 0	0- 0			
0- 0	0- 0	0- 0	NEUTRAL	0- 0	0- 0	0- 0			

RPI 1-25				RPI 26-50				RPI 51-100				RPI 101+ Team's RPI: 268			
RPI	S	Opponent	Score	RPI	S	Opponent	Score	RPI	S	Opponent	Score	RPI	S	Opponent	Score
				36	A	Villanova	68 81	59	A	Oregon St.	46 100	134	A	Providence	47 77
								71	H	St. John's (NY)	57 83	154	A	Towson	68 92
								82	A	Harvard	43 88	166	H	Drexel	43 58
								87	A	Penn	34 65	193	N	Pepperdine	62 55
												206	H	Howard	54 57
												222	A	Temple	47 75
												285	H	Norfolk St.	62 52
												301	N	Northern Ky.	74 56
												308	A	Robert Morris	39 67
<hr/>															
LAST 12 Division I GAMES:															
222	A	Temple	47 75	301	N	Northern Ky.	74 56	71	H	St. John's (NY)	57 83				
134	A	Providence	47 77	285	H	Norfolk St.	62 52	87	A	Penn	34 65				
193	N	Pepperdine	62 55	82	A	Harvard	43 88	59	A	Oregon St.	46 100				
36	A	Villanova	68 81	166	H	Drexel	43 58								
154	A	Towson	68 92												

Non-Div I Games:

La Salle

Average RPI	Win:	279	WON-LOST	WINNING	LAST 10	STRENGTH OF	OPP. STRENGTH	TEAM	ADJ.	CONF.	ADJ CONF.
Average RPI	Loss:	215	RECORD	PCT. RANK	GAMES	SCHEDULE	OF SCHEDULE	RPI	RPI	RPI	RPI
DIV. I ONLY		4- 5		189	6-4	350	152	322	322	15	15
DIV. I NON-CONF.		4- 5		189	0- 0	350	150	324	324	15	15
<hr/>											
TOTALS	RPI 1-25		RPI 26-50		W-L RECORDS	RPI 51-100		RPI 101-150		RPI 150+	
4- 5	0- 0		0- 0		OVERALL	0- 0		0- 0		4- 5	
2- 1	0- 0		0- 0		HOME	0- 0		0- 0		2- 1	
2- 4	0- 0		0- 0		AWAY	0- 0		0- 0		2- 4	
0- 0	0- 0		0- 0		NEUTRAL	0- 0		0- 0		0- 0	
4- 5	0- 0		0- 0		NON-CONFERENCE	0- 0		0- 0		4- 5	
2- 1	0- 0		0- 0		HOME	0- 0		0- 0		2- 1	
2- 4	0- 0		0- 0		AWAY	0- 0		0- 0		2- 4	
0- 0	0- 0		0- 0		NEUTRAL	0- 0		0- 0		0- 0	
0- 0	0- 0		0- 0		CONFERENCE	0- 0		0- 0		0- 0	
0- 0	0- 0		0- 0		HOME	0- 0		0- 0		0- 0	
0- 0	0- 0		0- 0		AWAY	0- 0		0- 0		0- 0	
0- 0	0- 0		0- 0		NEUTRAL	0- 0		0- 0		0- 0	

RPI 1-25				RPI 26-50				RPI 51-100				RPI 101+ Team's RPI: 322			
RPI	S	Opponent	Score	RPI	S	Opponent	Score	RPI	S	Opponent	Score	RPI	S	Opponent	Score
												169	A	Texas Tech	42 86
												171	H	Nicholls St.	54 55
												191	A	New Orleans	57 44
												208	A	Southeastern La.	42 49
												251	A	SMU	38 49
												277	A	Houston Baptist	60 68
												278	H	Mississippi Val.	72 65
												323	A	Northwestern St.	63 55
												325	H	McNeese	69 60
<hr/>															
LAST 12 Division I GAMES:															
277	A	Houston Baptist	60 68	278	H	Mississippi Val.	72 65	323	A	Northwestern St.	63 55	191	A	New Orleans	57 44
208	A	Southeastern La.	42 49	325	H	McNeese	69 60	169	A	Texas Tech	42 86	251	A	SMU	38 49
171	H	Nicholls St.	54 55												

Non-Div I Games: LSU-Alexandria 93 62 Ark.-Monticello 70 39

La. -Monroe

Average RPI Win:	298	WON-LOST	WINNING	LAST 10	STRENGTH OF	OPP. STRENGTH	TEAM	ADJ.	CONF.	ADJ CONF.
Average RPI Loss:	283	RECORD	PCT. RANK	GAMES	SCHEDULE	OF SCHEDULE	RPI	RPI	RPI	RPI
DIV. I ONLY	5- 6	180	4-6	351	307	340	340	26	26	
DIV. I NON-CONF.	5- 6	176	0- 1	351	307	341	341	26	26	

TOTALS	RPI 1-25	RPI 26-50	W-L RECORDS	RPI 51-100	RPI 101-150	RPI 150+				
5- 6	0- 0	0- 0	OVERALL	0- 0	0- 0	5- 6				
3- 2	0- 0	0- 0	HOME	0- 0	0- 0	3- 2				
2- 3	0- 0	0- 0	AWAY	0- 0	0- 0	2- 3				
0- 1	0- 0	0- 0	NEUTRAL	0- 0	0- 0	0- 1				
5- 6	0- 0	0- 0	NON-CONFERENCE	0- 0	0- 0	5- 6				
3- 2	0- 0	0- 0	HOME	0- 0	0- 0	3- 2				
2- 3	0- 0	0- 0	AWAY	0- 0	0- 0	2- 3				
0- 1	0- 0	0- 0	NEUTRAL	0- 0	0- 0	0- 1				
0- 0	0- 0	0- 0	CONFERENCE	0- 0	0- 0	0- 0				
0- 0	0- 0	0- 0	HOME	0- 0	0- 0	0- 0				
0- 0	0- 0	0- 0	AWAY	0- 0	0- 0	0- 0				
0- 0	0- 0	0- 0	NEUTRAL	0- 0	0- 0	0- 0				

RPI 1-25				RPI 26-50				RPI 51-100				RPI 101+				Team's RPI: 340
RPI	S	Opponent	Score	RPI	S	Opponent	Score	RPI	S	Opponent	Score	RPI	S	Opponent	Score	
												203	H	Cornell I	59	62
												213	N	Del aware	47	65
												246	H	Monmouth	73	69
												259	H	Bi nghamton	59	50
												281	H	Saint Peter' s	60	62
												303	H	Al bany (NY)	67	66
												314	A	Fl a. Atlantic	49	53
												333	A	Wagner	66	43
												337	A	Manhattan	49	60
												347	A	Fai rlei gh Di ckin son	63	57
												349	A	LIU Brookl yn	50	55
LAST 12 Di vi si on I GAMES:																
				213	N	Del aware	47	65	314	A	Fl a. Atlantic	49	53			
				349	A	LIU Brookl yn	50	55	281	H	Saint Peter' s	60	62			
				203	H	Cornell I	59	62	333	A	Wagner	66	43			
				246	H	Monmouth	73	69	259	H	Bi nghamton	59	50			
				337	A	Manhattan	49	60	347	A	Fai rlei gh Di ckin son	63	57			
				303	H	Al bany (NY)	67	66								

Non-Di v I Games:

Lafayette

Average RPI Win:	146	WON-LOST	WINNING	LAST 10	STRENGTH OF	OPP. STRENGTH	TEAM	ADJ.	CONF.	ADJ CONF.
Average RPI Loss:	84	RECORD	PCT. RANK	GAMES	SCHEDULE	OF SCHEDULE	RPI	RPI	RPI	RPI

DIV. I ONLY	3- 4	197	6-4	5	296	28	28	22	22
DIV. I NON-CONF.	3- 4	200	0- 0	5	295	26	26	22	22
TOTALS	RPI 1-25	RPI 26-50	W-L RECORDS	RPI 51-100	RPI 101-150	RPI 150+			
3- 4	0- 1	1- 0	OVERALL	1- 2	0- 0	1- 1			
1- 0	0- 0	0- 0	HOME	1- 0	0- 0	0- 0			
2- 3	0- 1	1- 0	AWAY	0- 1	0- 0	1- 1			
0- 1	0- 0	0- 0	NEUTRAL	0- 1	0- 0	0- 0			
3- 4	0- 1	1- 0	NON-CONFERENCE	1- 2	0- 0	1- 1			
1- 0	0- 0	0- 0	HOME	1- 0	0- 0	0- 0			
2- 3	0- 1	1- 0	AWAY	0- 1	0- 0	1- 1			
0- 1	0- 0	0- 0	NEUTRAL	0- 1	0- 0	0- 0			
0- 0	0- 0	0- 0	CONFERENCE	0- 0	0- 0	0- 0			
0- 0	0- 0	0- 0	HOME	0- 0	0- 0	0- 0			
0- 0	0- 0	0- 0	AWAY	0- 0	0- 0	0- 0			
0- 0	0- 0	0- 0	NEUTRAL	0- 0	0- 0	0- 0			

RPI S Opponent Score	RPI S Opponent Score	Team's RPI: 28	RPI S Opponent Score	RPI S Opponent Score
18 A Mississippi St. 53 104	38 A Texas A&M 74 68		57 N Ohio 62 87	192 A Denver 110 117
			69 A Kansas St. 55 73	316 A Louisiana 79 77
			85 H Pacific 82 66	
LAST 12 Division I GAMES:				
69 A Kansas St. 55 73	85 H Pacific 82 66			
38 A Texas A&M 74 68				
57 N Ohio 62 87				
192 A Denver 110 117				
18 A Mississippi St. 53 104				
316 A Louisiana 79 77				

Non-Div I Games:	LeTourneau	104 27	Louisiana Col.	94 43	McMurry	100 37	Howard Payne	93 37
------------------	------------	--------	----------------	-------	---------	--------	--------------	-------

Average RPI	Win: 260	WON-LOST	WINNING	LAST 10	STRENGTH OF	OPP. STRENGTH	TEAM	ADJ.	CONF.	ADJ CONF.
Average RPI	Loss: 38	RECORD	PCT. RANK	GAMES	SCHEDULE	OF SCHEDULE	RPI	RPI	RPI	RPI

DIV. I ONLY	7- 3	81	7-3	224	122	145	145	26	26
DIV. I NON-CONF.	7- 3	82	0- 1	222	119	145	145	26	26

TOTALS	RPI 1-25	RPI 26-50	W-L RECORDS	RPI 51-100	RPI 101-150	RPI 150+			
7- 3	0- 1	0- 1	OVERALL	0- 1	0- 0	7- 0			
5- 2	0- 0	0- 1	HOME	0- 1	0- 0	5- 0			
2- 1	0- 1	0- 0	AWAY	0- 0	0- 0	2- 0			
0- 0	0- 0	0- 0	NEUTRAL	0- 0	0- 0	0- 0			
7- 3	0- 1	0- 1	NON-CONFERENCE	0- 1	0- 0	7- 0			
5- 2	0- 0	0- 1	HOME	0- 1	0- 0	5- 0			
2- 1	0- 1	0- 0	AWAY	0- 0	0- 0	2- 0			
0- 0	0- 0	0- 0	NEUTRAL	0- 0	0- 0	0- 0			
0- 0	0- 0	0- 0	CONFERENCE	0- 0	0- 0	0- 0			
0- 0	0- 0	0- 0	HOME	0- 0	0- 0	0- 0			
0- 0	0- 0	0- 0	AWAY	0- 0	0- 0	0- 0			
0- 0	0- 0	0- 0	NEUTRAL	0- 0	0- 0	0- 0			

RPI 1-25				RPI 26-50				RPI 51-100				RPI 101+ Team's RPI: 145			
RPI	S	Opponent	Score	RPI	S	Opponent	Score	RPI	S	Opponent	Score	RPI	S	Opponent	Score
1	A	Notre Dame	68 95	36	H	Villanova	48 70	76	H	Charlotte	60 62	203	H	Cornell	67 54
												217	H	Sacred Heart	70 66
												246	H	Monmouth	63 48
												259	A	Binghamton	65 55
												263	A	Central Conn. St.	88 62
												285	H	Norfolk St.	62 41
												349	H	LIU Brooklyn	72 38

Liberty

Liberty				Through Games Of Dec. 30, 2018													
Average RPI Win:		212	WON-LOST RECORD		WINNING PCT. RANK		LAST 10 GAMES		STRENGTH OF SCHEDULE		OPP. STRENGTH OF SCHEDULE		TEAM RPI	ADJ. RPI	CONF. RPI	ADJ CONF. RPI	
Average RPI Loss:		149															
DIV. I ONLY		3- 9		271		3-7		223		148		270	270	27	27		
DIV. I NON-CONF.		3- 9		270		0- 1		221		145		270	270	27	27		

TOTALS		RPI 1-25		RPI 26-50		W-L RECORDS		RPI 51-100		RPI 101-150		RPI 150+					
3- 9		0- 1		0- 1		OVERALL		0- 2		1- 1		2- 4					
1- 2		0- 0		0- 1		HOME		0- 1		0- 0		1- 0					
1- 4		0- 0		0- 0		AWAY		0- 0		0- 1		1- 3					
1- 3		0- 1		0- 0		NEUTRAL		0- 1		1- 0		0- 1					
3- 9		0- 1		0- 1		NON-CONFERENCE		0- 2		1- 1		2- 4					
1- 2		0- 0		0- 1		HOME		0- 1		0- 0		1- 0					
1- 4		0- 0		0- 0		AWAY		0- 0		0- 1		1- 3					
1- 3		0- 1		0- 0		NEUTRAL		0- 1		1- 0		0- 1					
0- 0		0- 0		0- 0		CONFERENCE		0- 0		0- 0		0- 0					
0- 0		0- 0		0- 0		HOME		0- 0		0- 0		0- 0					
0- 0		0- 0		0- 0		AWAY		0- 0		0- 0		0- 0					
0- 0		0- 0		0- 0		NEUTRAL		0- 0		0- 0		0- 0					

RPI 1-25				RPI 26-50				RPI 51-100				RPI 101+				Team's RPI: 270	
RPI	S	Opponent		Score		RPI	S	Opponent		Score		RPI	S	Opponent		Score	
20	N	UCF		45 53		40	H	Virginia Tech		61 72		76	N	Charlotte		61 63	
												95	H	James Madison		53 74	

Non-Div I Games:

Liberty

Liberty

Average RPI Win:	269	WON-LOST	WINNING	LAST 10	STRENGTH OF	OPP. STRENGTH	TEAM	ADJ.	CONF.	ADJ CONF.
Average RPI Loss:	176	RECORD	PCT. RANK	GAMES	SCHEDULE	OF SCHEDULE	RPI	RPI	RPI	RPI
DIV. I ONLY	2- 11	316	0-10	238	256	320	320	27	27	
DIV. I NON-CONF.	2- 11	316	0- 1	237	253	322	322	27	27	

TOTALS	RPI 1-25	RPI 26-50	W-L RECORDS	RPI 51-100	RPI 101-150	RPI 150+				
2- 11	0- 0	0- 1	OVERALL	0- 1	0- 4	2- 5				
1- 4	0- 0	0- 0	HOME	0- 0	0- 2	1- 2				
1- 7	0- 0	0- 1	AWAY	0- 1	0- 2	1- 3				
0- 0	0- 0	0- 0	NEUTRAL	0- 0	0- 0	0- 0				
2- 11	0- 0	0- 1	NON-CONFERENCE	0- 1	0- 4	2- 5				
1- 4	0- 0	0- 0	HOME	0- 0	0- 2	1- 2				
1- 7	0- 0	0- 1	AWAY	0- 1	0- 2	1- 3				
0- 0	0- 0	0- 0	NEUTRAL	0- 0	0- 0	0- 0				
0- 0	0- 0	0- 0	CONFERENCE	0- 0	0- 0	0- 0				
0- 0	0- 0	0- 0	HOME	0- 0	0- 0	0- 0				
0- 0	0- 0	0- 0	AWAY	0- 0	0- 0	0- 0				
0- 0	0- 0	0- 0	NEUTRAL	0- 0	0- 0	0- 0				

RPI 1-25				RPI 26-50				RPI 51-100				RPI 101+				Team's RPI: 320
RPI	S	Opponent	Score	RPI	S	Opponent	Score	RPI	S	Opponent	Score	RPI	S	Opponent	Score	
				46	A	Belmont	43 83	89	A	Clemson	26 68	101	H	UT Martin	53 62	
												105	H	Tennessee Tech	52 67	
												140	A	Cincinnati	55 71	
												147	A	Georgia	45 77	
												165	H	Jacksonville St.	46 58	
												210	A	Morehead St.	44 79	
												240	A	Alabama A&M	62 58	
												249	A	Murray St.	61 97	
												298	H	Tennessee St.	64 62	
												339	H	Col. of Charleston	63 65	
												345	A	Austin Peay	58 70	
LAST 12 Division I GAMES:																
210	A	Morehead St.	44 79	147	A	Georgia	45 77									
105	H	Tennessee Tech	52 67	339	H	Col. of Charleston	63 65									
249	A	Murray St.	61 97	101	H	UT Martin	53 62									
165	H	Jacksonville St.	46 58	46	A	Belmont	43 83									
240	A	Alabama A&M	62 58	345	A	Austin Peay	58 70									
89	A	Clemson	26 68	140	A	Cincinnati	55 71									

Non-Div I Games:

Lipscomb

Average RPI	Win: 235	WON-LOST	WINNING	LAST 10	STRENGTH OF	OPP. STRENGTH	TEAM	ADJ.	CONF.	ADJ CONF.
Average RPI	Loss: 87	RECORD	PCT. RANK	GAMES	SCHEDULE	OF SCHEDULE	RPI	RPI	RPI	RPI
DIV. I ONLY	4- 7	231	3-7	71	164	164	164	15	15	
DIV. I NON-CONF.	4- 7	228	0- 1	69	166	164	164	15	15	

TOTALS	RPI 1-25	RPI 26-50	W-L RECORDS	RPI 51-100	RPI 101-150	RPI 150+				
4- 7	0- 1	0- 1	OVERALL	0- 2	0- 1	4- 2				
1- 5	0- 1	0- 1	HOME	0- 1	0- 1	1- 1				
3- 2	0- 0	0- 0	AWAY	0- 1	0- 0	3- 1				
0- 0	0- 0	0- 0	NEUTRAL	0- 0	0- 0	0- 0				
4- 7	0- 1	0- 1	NON-CONFERENCE	0- 2	0- 1	4- 2				
1- 5	0- 1	0- 1	HOME	0- 1	0- 1	1- 1				
3- 2	0- 0	0- 0	AWAY	0- 1	0- 0	3- 1				
0- 0	0- 0	0- 0	NEUTRAL	0- 0	0- 0	0- 0				
0- 0	0- 0	0- 0	CONFERENCE	0- 0	0- 0	0- 0				
0- 0	0- 0	0- 0	HOME	0- 0	0- 0	0- 0				
0- 0	0- 0	0- 0	AWAY	0- 0	0- 0	0- 0				
0- 0	0- 0	0- 0	NEUTRAL	0- 0	0- 0	0- 0				

RPI 1-25				RPI 26-50				RPI 51-100				RPI 101+ Team's RPI: 164			
RPI	S	Opponent	Score	RPI	S	Opponent	Score	RPI	S	Opponent	Score	RPI	S	Opponent	Score
18	H	Mississippi St.	63 98	38	H	Texas A&M	40 61	62	A	LSU	45 60	113	H	Rice	65 79
								69	H	Kansas St.	47 53	151	A	Missouri St.	44 48
												159	H	Western Ky.	56 68
												160	A	Louisiana Tech	69 58
												183	A	Tulsa	63 53
												283	A	Memphis	63 60
												314	H	Fla. Atlantic	61 38

LAST 12 Division I GAMES:															
151	A	Missouri St.	44 48	183	A	Tulsa	63 53	69	H	Kansas St.	47 53	159	H	Western Ky.	56 68
283	A	Memphis	63 60	18	H	Mississippi St.	63 98	62	A	LSU	45 60				
113	H	Rice	65 79	38	H	Texas A&M	40 61								
314	H	Fla. Atlantic	61 38												
160	A	Louisiana Tech	69 58												

Non-Div I Games:

Little Rock

Average RPI Win:	192	WON-LOST	WINNING	LAST 10	STRENGTH OF	OPP. STRENGTH	TEAM	ADJ.	CONF.	ADJ CONF.
Average RPI Loss:	124	RECORD	PCT. RANK	GAMES	SCHEDULE	OF SCHEDULE	RPI	RPI	RPI	RPI
DIV. I ONLY	3- 10	279	3-7	103	155	241	241	21	21	
DIV. I NON-CONF.	3- 10	278	1- 0	100	156	239	239	21	21	

TOTALS	RPI 1-25	RPI 26-50	W-L RECORDS	RPI 51-100	RPI 101-150	RPI 150+				
3- 10	0- 1	0- 1	OVERALL	1- 3	1- 2	1- 3				
2- 6	0- 0	0- 1	HOME	1- 2	0- 0	1- 3				
1- 4	0- 1	0- 0	AWAY	0- 1	1- 2	0- 0				
0- 0	0- 0	0- 0	NEUTRAL	0- 0	0- 0	0- 0				
3- 10	0- 1	0- 1	NON-CONFERENCE	1- 3	1- 2	1- 3				
2- 6	0- 0	0- 1	HOME	1- 2	0- 0	1- 3				
1- 4	0- 1	0- 0	AWAY	0- 1	1- 2	0- 0				
0- 0	0- 0	0- 0	NEUTRAL	0- 0	0- 0	0- 0				
0- 0	0- 0	0- 0	CONFERENCE	0- 0	0- 0	0- 0				
0- 0	0- 0	0- 0	HOME	0- 0	0- 0	0- 0				
0- 0	0- 0	0- 0	AWAY	0- 0	0- 0	0- 0				
0- 0	0- 0	0- 0	NEUTRAL	0- 0	0- 0	0- 0				

RPI 1-25				RPI 26-50				RPI 51-100				RPI 101+ Team's RPI: 241			
RPI	S	Opponent	Score	RPI	S	Opponent	Score	RPI	S	Opponent	Score	RPI	S	Opponent	Score
3	A	Oregon	48 110	50	H	Southern Cal i forn i a	50 86	54	A	Utah	59 82	130	A	Loyol a Marymount	62 71
								74	H	UNI	64 71	135	A	Montana St.	62 85
								79	H	Arizona	43 70	144	A	Utah St.	50 48
								93	H	Idaho	70 63	214	H	San Diego	56 60
												227	H	Nevada	67 76
												269	H	Cal i forn i a Bapti st	83 85
												338	H	Grand Canyon	57 50

LAST 12 Di vi si on I GAMES:															
144	A	Utah St.	50 48	79	H	Ari zona	43 70	214	H	San Di ego	56 60				
338	H	Grand Canyon	57 50					3	A	Oregon	48 110				
130	A	Loyol a Marymount	62 71					135	A	Montana St.	62 85				
227	H	Nevada	67 76					93	H	Idaho	70 63				
54	A	Utah	59 82					74	H	UNI	64 71				
50	H	Southern Cal i forn i a	50 86												

Non-Di v I Games:

Long Beach St.

Average RPI Win:	264	WON-LOST	WINNING	LAST 10	STRENGTH OF	OPP. STRENGTH	TEAM	ADJ.	CONF.	ADJ CONF.
Average RPI Loss:	204	RECORD	PCT. RANK	GAMES	SCHEDULE	OF SCHEDULE	RPI	RPI	RPI	RPI
DIV. I ONLY	1- 9	324	1-9	300	280	344	344	29	29	
DIV. I NON-CONF.	1- 9	325	0- 1	302	279	345	345	29	29	
<hr/>										
TOTALS	RPI 1-25	RPI 26-50	W-L RECORDS	RPI 51-100	RPI 101-150	RPI 150+				
1- 9	0- 0	0- 1	OVERALL	0- 0	0- 1	1- 7				
1- 4	0- 0	0- 0	HOME	0- 0	0- 0	1- 4				
0- 4	0- 0	0- 1	AWAY	0- 0	0- 1	0- 2				
0- 1	0- 0	0- 0	NEUTRAL	0- 0	0- 0	0- 1				
1- 9	0- 0	0- 1	NON-CONFERENCE	0- 0	0- 1	1- 7				
1- 4	0- 0	0- 0	HOME	0- 0	0- 0	1- 4				
0- 4	0- 0	0- 1	AWAY	0- 0	0- 1	0- 2				
0- 1	0- 0	0- 0	NEUTRAL	0- 0	0- 0	0- 1				
0- 0	0- 0	0- 0	CONFERENCE	0- 0	0- 0	0- 0				
0- 0	0- 0	0- 0	HOME	0- 0	0- 0	0- 0				
0- 0	0- 0	0- 0	AWAY	0- 0	0- 0	0- 0				
0- 0	0- 0	0- 0	NEUTRAL	0- 0	0- 0	0- 0				

RPI	S	Opponent	Score	RPI	S	Opponent	Score	RPI	S	Opponent	Score	RPI	S	Opponent	Score
40	A	Virginia Tech	39 93									117	A	VCU	55 84
												155	A	UNCW	33 35
												196	N	East Carolina	52 61
												221	H	Eastern Mich.	45 64
												237	H	Saint Francis (PA)	88 91
												255	H	Wofford	72 101
												264	H	UMES	83 71
												285	A	Norfolk St.	42 74
												333	H	Wagner	60 86
<hr/>															
LAST 12 Division I GAMES:															
40	A	Virginia Tech	39 93	221	H	Eastern Mich.	45 64								
155	A	UNCW	33 35	285	A	Norfolk St.	42 74								
196	N	East Carolina	52 61	255	H	Wofford	72 101								
117	A	VCU	55 84	237	H	Saint Francis (PA)	88 91								
				264	H	UMES	83 71								
				333	H	Wagner	60 86								

Non-Div I Games:

Longwood

Average RPI Win: 309 WON-LOST RECORD WINNING PCT. RANK LAST 10 GAMES STRENGTH OF SCHEDULE OPP. STRENGTH OF SCHEDULE TEAM RPI ADJ. RPI CONF. RPI ADJ CONF. RPI

DIV. I ONLY	2- 8	292	2-8	284	138	316	316	15	15
DIV. I NON-CONF.	2- 8	290	0- 1	285	137	318	318	15	15
TOTALS	RPI 1-25	RPI 26-50	W-L RECORDS	RPI 51-100	RPI 101-150	RPI 150+			
2- 8	0- 1	0- 2	OVERALL	0- 1	0- 0	2- 4			
1- 3	0- 0	0- 1	HOME	0- 1	0- 0	1- 1			
1- 4	0- 1	0- 1	AWAY	0- 0	0- 0	1- 2			
0- 1	0- 0	0- 0	NEUTRAL	0- 0	0- 0	0- 1			
2- 8	0- 1	0- 2	NON-CONFERENCE	0- 1	0- 0	2- 4			
1- 3	0- 0	0- 1	HOME	0- 1	0- 0	1- 1			
1- 4	0- 1	0- 1	AWAY	0- 0	0- 0	1- 2			
0- 1	0- 0	0- 0	NEUTRAL	0- 0	0- 0	0- 1			
0- 0	0- 0	0- 0	CONFERENCE	0- 0	0- 0	0- 0			
0- 0	0- 0	0- 0	HOME	0- 0	0- 0	0- 0			
0- 0	0- 0	0- 0	AWAY	0- 0	0- 0	0- 0			
0- 0	0- 0	0- 0	NEUTRAL	0- 0	0- 0	0- 0			

RPI S Opponent Score	RPI S Opponent Score	RPI S Opponent Score	RPI S Opponent Score
18 A Mississippi St. 36 104	28 H Lamar University 77 79	62 H LSU 54 76	161 H Sam Houston St. 62 68
	29 A Auburn 59 71		256 A Ole Miss 57 79
			292 H Jackson St. 68 61
			309 A UTRGV 60 75
			325 A McNeese 70 59
			334 N A&M-Corpus Christi 63 64
LAST 12 Division I GAMES:			
18 A Mississippi St. 36 104	334 N A&M-Corpus Christi 63 64		
62 H LSU 54 76	29 A Auburn 59 71		
256 A Ole Miss 57 79	292 H Jackson St. 68 61		
161 H Sam Houston St. 62 68	325 A McNeese 70 59		
309 A UTRGV 60 75	28 H Lamar University 77 79		

Non-Div I Games: Dillard 69 72

Louisiana

Average RPI Win: 207 WON-LOST WINNING LAST 10
Average RPI Loss: 150 RECORD PCT. RANK GAMES STRENGTH OF OPP. STRENGTH TEAM ADJ. CONF. ADJ CONF.
SCHEDULE OF SCHEDULE RPI RPI RPI RPI

DIV. I ONLY	7- 5	128	6-4	271	64	160	160	19	19
DIV. I NON-CONF.	7- 5	131	1- 0	270	62	161	161	19	19

TOTALS	RPI 1-25	RPI 26-50	W-L RECORDS	RPI 51-100	RPI 101-150	RPI 150+			
7- 5	0- 1	0- 0	OVERALL	1- 0	1- 0	5- 4			
3- 1	0- 0	0- 0	HOME	0- 0	1- 0	2- 1			
3- 3	0- 1	0- 0	AWAY	0- 0	0- 0	3- 2			
1- 1	0- 0	0- 0	NEUTRAL	1- 0	0- 0	0- 1			
7- 5	0- 1	0- 0	NON-CONFERENCE	1- 0	1- 0	5- 4			
3- 1	0- 0	0- 0	HOME	0- 0	1- 0	2- 1			
3- 3	0- 1	0- 0	AWAY	0- 0	0- 0	3- 2			
1- 1	0- 0	0- 0	NEUTRAL	1- 0	0- 0	0- 1			
0- 0	0- 0	0- 0	CONFERENCE	0- 0	0- 0	0- 0			
0- 0	0- 0	0- 0	HOME	0- 0	0- 0	0- 0			
0- 0	0- 0	0- 0	AWAY	0- 0	0- 0	0- 0			
0- 0	0- 0	0- 0	NEUTRAL	0- 0	0- 0	0- 0			

RPI 1-25				RPI 26-50				RPI 51-100				RPI 101+ Team's RPI: 160			
RPI	S	Opponent	Score	RPI	S	Opponent	Score	RPI	S	Opponent	Score	RPI	S	Opponent	Score
22	A	Arizona St.	44 80					94	N	Alabama	79 62	110	H	Houston	100 88
												151	N	Missouri St.	70 82
												164	H	Little Rock	58 69
												173	A	UMKC	70 80
												176	A	Arkansas St.	80 70
												208	H	Southeastern La.	72 53
												242	A	Wichita St.	56 70
												256	H	Ole Miss	80 71
												283	A	Memphis	66 50
												325	A	McNeese	89 48

LAST 12 Division I GAMES:															
325	A	McNeese	89 48	94	N	Alabama	79 62	242	A	Wichita St.	56 70				
173	A	UMKC	70 80	176	A	Arkansas St.	80 70	283	A	Memphis	66 50				
151	N	Missouri St.	70 82	110	H	Houston	100 88	164	H	Little Rock	58 69				
256	H	Ole Miss	80 71												
208	H	Southeastern La.	72 53												
22	A	Arizona St.	44 80												

Non-Div I Games: LSU-Alexandria 112 70

Average RPI Win:	124	WON-LOST	WINNING	LAST 10	STRENGTH OF	OPP. STRENGTH	TEAM	ADJ.	CONF.	ADJ CONF.
Average RPI Loss:	0	RECORD	PCT. RANK	GAMES	SCHEDULE	OF SCHEDULE	RPI	RPI	RPI	RPI
DIV. I ONLY	12- 0	1	10-0	58	61	7	7	1	1	
DIV. I NON-CONF.	12- 0	1	1- 0	58	59	7	7	1	1	

TOTALS	RPI 1-25	RPI 26-50	W-L RECORDS	RPI 51-100	RPI 101-150	RPI 150+				
12- 0	2- 0	1- 0	OVERALL	2- 0	4- 0	3- 0				
6- 0	1- 0	0- 0	HOME	1- 0	2- 0	2- 0				
4- 0	0- 0	1- 0	AWAY	1- 0	1- 0	1- 0				
2- 0	1- 0	0- 0	NEUTRAL	0- 0	1- 0	0- 0				
12- 0	2- 0	1- 0	NON-CONFERENCE	2- 0	4- 0	3- 0				
6- 0	1- 0	0- 0	HOME	1- 0	2- 0	2- 0				
4- 0	0- 0	1- 0	AWAY	1- 0	1- 0	1- 0				
2- 0	1- 0	0- 0	NEUTRAL	0- 0	1- 0	0- 0				
0- 0	0- 0	0- 0	CONFERENCE	0- 0	0- 0	0- 0				
0- 0	0- 0	0- 0	HOME	0- 0	0- 0	0- 0				
0- 0	0- 0	0- 0	AWAY	0- 0	0- 0	0- 0				
0- 0	0- 0	0- 0	NEUTRAL	0- 0	0- 0	0- 0				

RPI	S	Opponent	Score	RPI	S	Opponent	Score	RPI	S	Opponent	Score	RPI	S	Opponent	Score
22	N	Arizona St.	58 56	45	A	Central Mich.	72 68	73	A	Boise St.	74 55	101	H	UT Martin	102 62
23	H	Kentucky	80 75					83	H	Nebraska	85 68	116	N	Hartford	86 69
												132	A	Chattanooga	75 49
												133	H	Miami (OH)	95 73
												159	A	Western Ky.	102 80
												298	H	Tennessee St.	107 52
												301	H	Northern Ky.	92 59

LAST 12 Division I GAMES:															
301	H	Northern Ky.	92 59	45	A	Central Mich.	72 68	116	N	Hartford	86 69	22	N	Arizona St.	58 56
23	H	Kentucky	80 75					73	A	Boise St.	74 55	132	A	Chattanooga	75 49
101	H	UT Martin	102 62					133	H	Miami (OH)	95 73	159	A	Western Ky.	102 80
298	H	Tennessee St.	107 52												
83	H	Nebraska	85 68												
133	H	Miami (OH)	95 73												

Non-Div I Games:

Louisville

Average RPI Win: 318

Average RPI Loss: 113

WON-LOST
RECORDWINNING
PCT. RANKLAST 10
GAMESSTRENGTH OF
SCHEDULEOPP. STRENGTH
OF SCHEDULETEAM
RPIADJ.
RPICONF.
RPIADJ CONF.
RPIDIV. I ONLY
DIV. I NON-CONF.6- 5
6- 5144
1456-4
0- 1315
315252
249253
250253
25014
1414
14

TOTALS

RPI 1-25

RPI 26-50

W-L RECORDS

RPI 51-100

RPI 101-150

RPI 150+

6- 5
4- 2
2- 3
0- 00- 0
0- 0
0- 0
0- 00- 0
0- 0
0- 0
0- 0OVERALL
HOME
AWAY
NEUTRAL0- 2
0- 1
0- 1
0- 00- 1
0- 0
0- 1
0- 06- 2
4- 1
2- 1
0- 06- 5
4- 2
2- 3
0- 00- 0
0- 0
0- 0
0- 00- 0
0- 0
0- 0
0- 0NON-CONFERENCE
HOME
AWAY
NEUTRAL0- 2
0- 1
0- 1
0- 00- 1
0- 0
0- 1
0- 06- 2
4- 1
2- 1
0- 00- 0
0- 0
0- 0
0- 00- 0
0- 0
0- 0
0- 00- 0
0- 0
0- 0
0- 0CONFERENCE
HOME
AWAY
NEUTRAL0- 0
0- 0
0- 0
0- 00- 0
0- 0
0- 0
0- 00- 0
0- 0
0- 0
0- 0

RPI 1-25

RPI 26-50

RPI 51-100

RPI 101+

Team's RPI: 253

RPI S Opponent Score

RPI S Opponent Score

RPI S Opponent Score

RPI S Opponent Score

53 H DePaul 76 102
60 A Purdue 41 65126 A Youngstown St. 63 74
152 A Bowling Green 74 88
173 H UMKC 74 88
254 H SIUE 56 43
324 H Detroit Mercy 52 43
326 A Western Mi ch. 64 53
329 A UIC 75 60
331 H Chicago St. 76 40
346 H Purdue Fort Wayne 81 67

LAST 12 Division I GAMES:

173 H UMKC 74 88 53 H DePaul 76 102
60 A Purdue 41 65 152 A Bowling Green 74 88
254 H SIUE 56 43 329 A UIC 75 60
326 A Western Mi ch. 64 53 324 H Detroit Mercy 52 43
346 H Purdue Fort Wayne 81 67 126 A Youngstown St. 63 74
331 H Chicago St. 76 40L
o
y
o
l
a
C
h
i
c
a
g
oL
o
y
o
l
a
C
h
i
c
a
g
o

Non-Div I Games:

Loyol a Chi cago

Average RPI Win: **246**
 Average RPI Loss: **176**

WON-LOST
RECORD

WINNING
PCT. RANK

LAST 10
GAMES

STRENGTH OF
SCHEDULE

OPP. STRENGTH
OF SCHEDULE

TEAM
RPI

ADJ.
RPI

CONF.
RPI

ADJ CONF.
RPI

DIV. I ONLY	1- 10	328	1-9	118	308	287	287	26	26
DIV. I NON-CONF.	1- 10	330	0- 1	116	308	288	288	26	26
<hr/>									
TOTALS	RPI 1-25	RPI 26-50	W-L RECORDS	RPI 51-100	RPI 101-150	RPI 150+			
1- 10	0- 0	0- 1	OVERALL	0- 1	0- 1	1- 7			
0- 3	0- 0	0- 0	HOME	0- 0	0- 0	0- 3			
1- 6	0- 0	0- 1	AWAY	0- 0	0- 1	1- 4			
0- 1	0- 0	0- 0	NEUTRAL	0- 1	0- 0	0- 0			
1- 10	0- 0	0- 1	NON-CONFERENCE	0- 1	0- 1	1- 7			
0- 3	0- 0	0- 0	HOME	0- 0	0- 0	0- 3			
1- 6	0- 0	0- 1	AWAY	0- 0	0- 1	1- 4			
0- 1	0- 0	0- 0	NEUTRAL	0- 1	0- 0	0- 0			
0- 0	0- 0	0- 0	CONFERENCE	0- 0	0- 0	0- 0			
0- 0	0- 0	0- 0	HOME	0- 0	0- 0	0- 0			
0- 0	0- 0	0- 0	AWAY	0- 0	0- 0	0- 0			
0- 0	0- 0	0- 0	NEUTRAL	0- 0	0- 0	0- 0			

RPI 1-25				RPI 26-50				RPI 51-100				RPI 101+ Team's RPI: 287			
RPI	S	Opponent	Score	RPI	S	Opponent	Score	RPI	S	Opponent	Score	RPI	S	Opponent	Score
				26	A	Maryl and	48 83	81	N	Boston College	47 73	109	A	Georgetown	30 45
												154	A	Towson	57 62
												177	H	William & Mary	49 65
												200	A	George Mason	38 70
												215	H	Mt. St. Mary's	67 77
												238	A	Dartmouth	41 54
												246	A	Monmouth	75 67
												273	H	St. Francis Brooklyn	70 75
												284	A	Saint Joseph's	46 49
<hr/>															
LAST 12 Division I GAMES:															
				26	A	Maryl and	48 83	284	A	Saint Joseph's	46 49				
				273	H	St. Francis Brooklyn	70 75	246	A	Monmouth	75 67				
				154	A	Towson	57 62	109	A	Georgetown	30 45				
				215	H	Mt. St. Mary's	67 77	238	A	Dartmouth	41 54				
				81	N	Boston College	47 73	200	A	George Mason	38 70				
				177	H	William & Mary	49 65								

Non-Div I Games:

Loyola Maryl and

Average RPI Win:	170	WON-LOST	WINNING	LAST 10	STRENGTH OF	OPP. STRENGTH	TEAM	ADJ.	CONF.	ADJ CONF.
Average RPI Loss:	88	RECORD	PCT. RANK	GAMES	SCHEDULE	OF SCHEDULE	RPI	RPI	RPI	RPI
DIV. I ONLY	7- 6	153	4-6	100	92	130	130	7	7	
DIV. I NON-CONF.	7- 5	131	1- 0	144	93	129	129	7	7	

TOTALS	RPI 1-25	RPI 26-50	W-L RECORDS	RPI 51-100	RPI 101-150	RPI 150+				
7- 6	0- 3	1- 0	OVERALL	2- 0	1- 1	3- 2				
4- 3	0- 2	1- 0	HOME	1- 0	0- 0	2- 1				
3- 1	0- 0	0- 0	AWAY	1- 0	1- 0	1- 1				
0- 2	0- 1	0- 0	NEUTRAL	0- 0	0- 1	0- 0				
7- 5	0- 2	1- 0	NON-CONFERENCE	2- 0	1- 1	3- 2				
4- 2	0- 1	1- 0	HOME	1- 0	0- 0	2- 1				
3- 1	0- 0	0- 0	AWAY	1- 0	1- 0	1- 1				
0- 2	0- 1	0- 0	NEUTRAL	0- 0	0- 1	0- 0				
0- 1	0- 1	0- 0	CONFERENCE	0- 0	0- 0	0- 0				
0- 1	0- 1	0- 0	HOME	0- 0	0- 0	0- 0				
0- 0	0- 0	0- 0	AWAY	0- 0	0- 0	0- 0				
0- 0	0- 0	0- 0	NEUTRAL	0- 0	0- 0	0- 0				

RPI 1-25				RPI 26-50				RPI 51-100				RPI 101+ Team's RPI: 130			
RPI	S	Opponent	Score	RPI	S	Opponent	Score	RPI	S	Opponent	Score	RPI	S	Opponent	Score
11	H	Gonzaga	53 78	37	H	UCLA	69 63	79	A	Arizona	66 64	129	N	Grambling	61 62
14	H	Indiana	43 67					86	H	UC Davis	60 53	142	A	CSUN	72 53
15	N	South Dakota	40 67									167	H	Northern Ariz.	62 63
												192	A	Denver	75 104
												241	H	Long Beach St.	71 62
												300	A	UC Santa Barbara	70 57
												308	H	Robert Morris	61 53
LAST 12 Division I GAMES:															
15	N	South Dakota	40 67	308	H	Robert Morris	61 53								
14	H	Indiana	43 67	11	H	Gonzaga	53 78								
241	H	Long Beach St.	71 62	129	N	Grambling	61 62								
142	A	CSUN	72 53	167	H	Northern Ariz.	62 63								
192	A	Denver	75 104	300	A	UC Santa Barbara	70 57								
86	H	UC Davis	60 53	79	A	Arizona	66 64								

Non-Div I Games:

Loyola Marymount

Average RPI Win: **164**
 Average RPI Loss: **59**

WON-LOST
RECORD

WINNING
PCT. RANK

LAST 10
GAMES

STRENGTH OF
SCHEDULE

OPP. STRENGTH
OF SCHEDULE

TEAM
RPI

ADJ.
RPI

CONF.
RPI

ADJ CONF.
RPI

DIV. I ONLY
DIV. I NON-CONF.

7- 6
7- 6

153
154

5-5
0- 1

46
47

93
92

55
54

55
54

25
25

25
25

TOTALS

RPI 1-25

RPI 26-50

W-L RECORDS

RPI 51-100

RPI 101-150

RPI 150+

7- 6 0- 1
2- 1 0- 0
3- 4 0- 1
2- 1 0- 0

1- 3
0- 1
1- 2
0- 0

OVERALL
HOME
AWAY
NEUTRAL

3- 0
1- 0
1- 0
1- 0

0- 2
0- 0
0- 1
0- 1

3- 0
1- 0
1- 0
1- 0

7- 6 0- 1
2- 1 0- 0
3- 4 0- 1
2- 1 0- 0

1- 3
0- 1
1- 2
0- 0

NON-CONFERENCE
HOME
AWAY
NEUTRAL

3- 0
1- 0
1- 0
1- 0

0- 2
0- 0
0- 1
0- 1

3- 0
1- 0
1- 0
1- 0

0- 0 0- 0
0- 0 0- 0
0- 0 0- 0
0- 0 0- 0

0- 0
0- 0
0- 0
0- 0

CONFERENCE
HOME
AWAY
NEUTRAL

0- 0
0- 0
0- 0
0- 0

0- 0
0- 0
0- 0
0- 0

0- 0
0- 0
0- 0
0- 0

RPI 1-25

RPI 26-50

RPI 51-100

Team's RPI: 55

RPI 101+

RPI S Opponent Score
8 **A** NC State 46 **84**

RPI S Opponent Score
30 **A** Northeastern 55 **63**
32 **A** Green Bay 39 **70**
42 **H** Duke 63 **66**
44 **A** North Carolina 85 73

RPI S Opponent Score
77 **H** Toledo 73 59
82 **A** Harvard 67 60
87 N Penn 47 46

RPI S Opponent Score
112 **A** Fordham 64 **72**
132 N Chattanooga 61 **66**
265 **H** Brown 102 96
282 **A** Bryant 74 57
313 N N. C. A&T 58 52

LAST 12 Division I GAMES:

8 **A** NC State 46 **84** 132 N Chattanooga 61 **66**
265 **H** Brown 102 96 112 **A** Fordham 64 **72**
82 **A** Harvard 67 60 30 **A** Northeastern 55 **63**
44 **A** North Carolina 85 73 32 **A** Green Bay 39 **70**
87 N Penn 47 46 42 **H** Duke 63 **66**
313 N N. C. A&T 58 52 282 **A** Bryant 74 57

Maine

Maine

Non-Div I Games:

Maine

Average RPI Win:	345	WON-LOST	WINNING	LAST 10	STRENGTH OF	OPP. STRENGTH	TEAM	ADJ.	CONF.	ADJ CONF.
Average RPI Loss:	196	RECORD	PCT. RANK	GAMES	SCHEDULE	OF SCHEDULE	RPI	RPI	RPI	RPI
DIV. I ONLY	2- 9	300	1-9	248	342	337	337	28	28	
DIV. I NON-CONF.	2- 9	297	0- 1	245	340	337	337	28	28	

TOTALS	RPI 1-25	RPI 26-50	W-L RECORDS	RPI 51-100	RPI 101-150	RPI 150+				
2- 9	0- 0	0- 0	OVERALL	0- 2	0- 1	2- 6				
2- 5	0- 0	0- 0	HOME	0- 2	0- 0	2- 3				
0- 4	0- 0	0- 0	AWAY	0- 0	0- 1	0- 3				
0- 0	0- 0	0- 0	NEUTRAL	0- 0	0- 0	0- 0				
2- 9	0- 0	0- 0	NON-CONFERENCE	0- 2	0- 1	2- 6				
2- 5	0- 0	0- 0	HOME	0- 2	0- 0	2- 3				
0- 4	0- 0	0- 0	AWAY	0- 0	0- 1	0- 3				
0- 0	0- 0	0- 0	NEUTRAL	0- 0	0- 0	0- 0				
0- 0	0- 0	0- 0	CONFERENCE	0- 0	0- 0	0- 0				
0- 0	0- 0	0- 0	HOME	0- 0	0- 0	0- 0				
0- 0	0- 0	0- 0	AWAY	0- 0	0- 0	0- 0				
0- 0	0- 0	0- 0	NEUTRAL	0- 0	0- 0	0- 0				

RPI 1-25				RPI 26-50				RPI 51-100				RPI 101+ Team's RPI: 337					
RPI	S	Opponent	Score	RPI	S	Opponent	Score	RPI	S	Opponent	Score	RPI	S	Opponent	Score		
								80	H	Wright St.	44	60	112	A	Fordham	61	65
								97	H	Stony Brook	48	79	166	H	Drexel	39	53
													195	A	Holy Cross	53	61
													217	H	Sacred Heart	46	74
													273	A	St. Francis Brooklyn	65	73
													303	A	Albany (NY)	54	60
													324	H	Detroit Mercy	56	58
													340	H	Lafayette	60	49
													349	H	LIU Brooklyn	61	46

LAST 12 Division I GAMES:																	
				166	H	Drexel	39	53			195	A	Holy Cross	53	61		
				340	H	Lafayette	60	49			217	H	Sacred Heart	46	74		
				112	A	Fordham	61	65			80	H	Wright St.	44	60		
				324	H	Detroit Mercy	56	58			273	A	St. Francis Brooklyn	65	73		
				97	H	Stony Brook	48	79			349	H	LIU Brooklyn	61	46		
				303	A	Albany (NY)	54	60									

Non-Div I Games:

Manhattan

Average RPI Win:	209	WON-LOST	WINNING	LAST 10	STRENGTH OF	OPP. STRENGTH	TEAM	ADJ.	CONF.	ADJ CONF.
Average RPI Loss:	107	RECORD	PCT. RANK	GAMES	SCHEDULE	OF SCHEDULE	RPI	RPI	RPI	RPI

DIV. I ONLY	8- 4	92	6-4	157	194	96	96	28	28
DIV. I NON-CONF.	8- 4	91	0- 1	159	191	97	97	28	28
TOTALS	RPI 1-25	RPI 26-50	W-L RECORDS	RPI 51-100	RPI 101-150	RPI 150+			
8- 4	0- 0	1- 1	OVERALL	0- 2	0- 0	7- 1			
3- 1	0- 0	1- 0	HOME	0- 0	0- 0	2- 1			
3- 2	0- 0	0- 1	AWAY	0- 1	0- 0	3- 0			
2- 1	0- 0	0- 0	NEUTRAL	0- 1	0- 0	2- 0			
8- 4	0- 0	1- 1	NON-CONFERENCE	0- 2	0- 0	7- 1			
3- 1	0- 0	1- 0	HOME	0- 0	0- 0	2- 1			
3- 2	0- 0	0- 1	AWAY	0- 1	0- 0	3- 0			
2- 1	0- 0	0- 0	NEUTRAL	0- 1	0- 0	2- 0			
0- 0	0- 0	0- 0	CONFERENCE	0- 0	0- 0	0- 0			
0- 0	0- 0	0- 0	HOME	0- 0	0- 0	0- 0			
0- 0	0- 0	0- 0	AWAY	0- 0	0- 0	0- 0			
0- 0	0- 0	0- 0	NEUTRAL	0- 0	0- 0	0- 0			

RPI 1-25	RPI 26-50	RPI 51-100	Team's RPI: 96	RPI 101+
RPI S Opponent Score	RPI S Opponent Score	RPI S Opponent Score		RPI S Opponent Score
	30 H Northeastern 90 84	80 N Wright St. 60 76		197 H Boston U. 68 57
	42 A Duke 56 64	99 A Princeton 57 60		207 H Massachusetts 55 70
				219 A El on 61 57
				222 H Temple 74 68
				229 N Hofstra 71 57
				234 A Navy 72 48
				239 N Stetson 76 69
				303 A Al bany (NY) 74 56
LAST 12 Division I GAMES:				
	42 A Duke 56 64	207 H Massachusetts 55 70		
	219 A El on 61 57	30 H Northeastern 90 84		
	80 N Wright St. 60 76	99 A Princeton 57 60		
	229 N Hofstra 71 57	303 A Al bany (NY) 74 56		
	239 N Stetson 76 69	197 H Boston U. 68 57		
	222 H Temple 74 68	234 A Navy 72 48		

Non-Div I Games:

Marist

Average RPI Win:	138	WON-LOST	WINNING	LAST 10	STRENGTH OF	OPP. STRENGTH	TEAM	ADJ.	CONF.	ADJ CONF.
Average RPI Loss:	20	RECORD	PCT. RANK	GAMES	SCHEDULE	OF SCHEDULE	RPI	RPI	RPI	RPI
DIV. I ONLY	10- 3	56	7-3	30	41	16	16	4	4	
DIV. I NON-CONF.	9- 3	62	1- 0	36	40	19	19	4	4	

TOTALS	RPI 1-25	RPI 26-50	W-L RECORDS	RPI 51-100	RPI 101-150	RPI 150+				
10- 3	0- 2	2- 1	OVERALL	2- 0	3- 0	3- 0				
8- 1	0- 1	2- 0	HOME	1- 0	3- 0	2- 0				
2- 2	0- 1	0- 1	AWAY	1- 0	0- 0	1- 0				
0- 0	0- 0	0- 0	NEUTRAL	0- 0	0- 0	0- 0				
9- 3	0- 2	2- 1	NON-CONFERENCE	2- 0	2- 0	3- 0				
7- 1	0- 1	2- 0	HOME	1- 0	2- 0	2- 0				
2- 2	0- 1	0- 1	AWAY	1- 0	0- 0	1- 0				
0- 0	0- 0	0- 0	NEUTRAL	0- 0	0- 0	0- 0				
1- 0	0- 0	0- 0	CONFERENCE	0- 0	1- 0	0- 0				
1- 0	0- 0	0- 0	HOME	0- 0	1- 0	0- 0				
0- 0	0- 0	0- 0	AWAY	0- 0	0- 0	0- 0				
0- 0	0- 0	0- 0	NEUTRAL	0- 0	0- 0	0- 0				

RPI	S	Opponent	Score	RPI	S	Opponent	Score	RPI	S	Opponent	Score	RPI	S	Opponent	Score
1	H	Notre Dame	63 87	32	H	Green Bay	80 54	74	H	UNI	102 61	107	H	Michigan	85 74
18	A	Mississippi St.	82 87	33	H	South Dakota St.	91 52	90	A	Northwestern	76 57	134	H	Providence	85 46
				41	A	Miami (FL)	55 63					135	H	Montana St.	100 52
												187	A	Milwaukee	83 74
												259	H	Binghamton	93 40
												329	H	UIC	96 32

LAST 12 Division I GAMES:															
259	H	Binghamton	93 40	74	H	UNI	102 61	41	A	Miami (FL)	55 63	134	H	Providence	85 46
32	H	Green Bay	80 54									1	H	Notre Dame	63 87
90	A	Northwestern	76 57									329	H	UIC	96 32
18	A	Mississippi St.	82 87									135	H	Montana St.	100 52
107	H	Michigan	85 74												
187	A	Milwaukee	83 74												

Non-Div I Games:

Marquette

Average RPI Win:	289	WON-LOST	WINNING	LAST 10	STRENGTH OF	OPP. STRENGTH	TEAM	ADJ.	CONF.	ADJ CONF.
Average RPI Loss:	142	RECORD	PCT. RANK	GAMES	SCHEDULE	OF SCHEDULE	RPI	RPI	RPI	RPI

DIV. I ONLY	5- 7	201	6-4	326	186	312	312	19	19
DIV. I NON-CONF.	5- 7	205	1- 0	325	184	312	312	19	19
TOTALS	RPI 1-25	RPI 26-50	W-L RECORDS	RPI 51-100	RPI 101-150	RPI 150+			
5- 7	0- 0	0- 0	OVERALL	0- 1	0- 2	5- 4			
5- 2	0- 0	0- 0	HOME	0- 0	0- 0	5- 2			
0- 5	0- 0	0- 0	AWAY	0- 1	0- 2	0- 2			
0- 0	0- 0	0- 0	NEUTRAL	0- 0	0- 0	0- 0			
5- 7	0- 0	0- 0	NON-CONFERENCE	0- 1	0- 2	5- 4			
5- 2	0- 0	0- 0	HOME	0- 0	0- 0	5- 2			
0- 5	0- 0	0- 0	AWAY	0- 1	0- 2	0- 2			
0- 0	0- 0	0- 0	NEUTRAL	0- 0	0- 0	0- 0			
0- 0	0- 0	0- 0	CONFERENCE	0- 0	0- 0	0- 0			
0- 0	0- 0	0- 0	HOME	0- 0	0- 0	0- 0			
0- 0	0- 0	0- 0	AWAY	0- 0	0- 0	0- 0			
0- 0	0- 0	0- 0	NEUTRAL	0- 0	0- 0	0- 0			

RPI 1-25	RPI 26-50	RPI 51-100	RPI 101+	Team's RPI: 312
RPI S Opponent Score	RPI S Opponent Score	RPI S Opponent Score	RPI S Opponent Score	
		89 A Clemson 54 68	121 A Southern Ill. 49 58	
			150 A Wisconsin 49 67	
			152 A Bowling Green 76 99	
			154 H Towson 69 76	
			158 A Appalachian St. 52 74	
			170 H Indiana St. 53 62	
			224 H Cleveland St. 86 64	
			231 H Coppin St. 88 67	
			298 H Tennessee St. 80 59	
			342 H Delaware St. 75 63	
			348 H Evansville 72 65	
LAST 12 Division I GAMES:				
224 H Cleveland St. 86 64	342 H Delaware St. 75 63			
150 A Wisconsin 49 67	154 H Towson 69 76			
231 H Coppin St. 88 67	89 A Clemson 54 68			
348 H Evansville 72 65	298 H Tennessee St. 80 59			
158 A Appalachian St. 52 74	152 A Bowling Green 76 99			
121 A Southern Ill. 49 58	170 H Indiana St. 53 62			

Non-Div I Games: Bluefield St. 82 29

Marshall

Average RPI Win: 174										WON-LOST RECORD		WINNING PCT. RANK		LAST 10 GAMES		STRENGTH OF SCHEDULE		OPP. STRENGTH OF SCHEDULE		TEAM RPI		ADJ. RPI		CONF. RPI		ADJ CONF. RPI			
DIV. I ONLY										12- 0		1		10-0		228		58		26		26		3		3			
DIV. I NON-CONF.										11- 0		1		0- 0		250		82		33		33		3		3			
TOTALS										RPI 1-25		RPI 26-50		W-L RECORDS		RPI 51-100		RPI 101-150		RPI 150+									
12- 0										0- 0		0- 0		OVERALL		4- 0		2- 0		6- 0									
6- 0										0- 0		0- 0		HOME		3- 0		0- 0		3- 0									
4- 0										0- 0		0- 0		AWAY		1- 0		1- 0		2- 0									
2- 0										0- 0		0- 0		NEUTRAL		0- 0		1- 0		1- 0									
11- 0										0- 0		0- 0		NON-CONFERENCE		4- 0		1- 0		6- 0									
6- 0										0- 0		0- 0		HOME		3- 0		0- 0		3- 0									
3- 0										0- 0		0- 0		AWAY		1- 0		0- 0		2- 0									
2- 0										0- 0		0- 0		NEUTRAL		0- 0		1- 0		1- 0									
1- 0										0- 0		0- 0		CONFERENCE		0- 0		1- 0		0- 0									
0- 0										0- 0		0- 0		HOME		0- 0		0- 0		0- 0									
1- 0										0- 0		0- 0		AWAY		0- 0		1- 0		0- 0									
0- 0										0- 0		0- 0		NEUTRAL		0- 0		0- 0		0- 0									
RPI 1-25										RPI 26-50		Team's RPI: 26		RPI 51-100		RPI 101+													
RPI	S	Opponent	Score	RPI	S	Opponent	Score	RPI	S	Opponent	Score	RPI	S	Opponent	Score														
								56	A	South Carolina	85 61	104	A	Penn St.	77 61														
								61	H	Dayton	82 71	147	N	Georgi a	58 51														
								68	H	Georgi a Tech	67 54	213	A	Del aware	77 53														
								95	H	James Madi son	87 63	225	A	George Washi ngton	69 30														
												231	H	Coppi n St.	93 36														
												272	H	UMBC	92 61														
												287	H	Loyol a Maryl and	83 48														
												330	N	Morgan St.	68 44														
LAST 12 Division I GAMES:																													
272	H	UMBC	92 61	104	A	Penn St.	77 61	213	A	Del aware	77 53	287	H	Loyol a Maryl and	83 48														
68	H	Georgi a Tech	67 54	213	A	Del aware	77 53	287	H	Loyol a Maryl and	83 48	95	H	James Madi son	87 63														
147	N	Georgi a	58 51	287	H	Loyol a Maryl and	83 48	95	H	James Madi son	87 63	61	H	Dayton	82 71														
330	N	Morgan St.	68 44	95	H	James Madi son	87 63	61	H	Dayton	82 71	231	H	Coppi n St.	93 36														
56	A	South Carolina	85 61	61	H	Dayton	82 71	231	H	Coppi n St.	93 36																		
225	A	George Washington	69 30																										

Non-Div I Games:

Maryland

Average RPI Win:	239	WON-LOST	WINNING	LAST 10	STRENGTH OF	OPP. STRENGTH	TEAM	ADJ.	CONF.	ADJ CONF.
Average RPI Loss:	165	RECORD	PCT. RANK	GAMES	SCHEDULE	OF SCHEDULE	RPI	RPI	RPI	RPI
DIV. I ONLY	8- 6	138	5-5	265	248	207	207	16	16	
DIV. I NON-CONF.	8- 6	139	1- 0	263	244	209	209	16	16	

TOTALS	RPI 1-25	RPI 26-50	W-L RECORDS	RPI 51-100	RPI 101-150	RPI 150+				
8- 6	0- 0	0- 2	OVERALL	1- 0	0- 0	7- 4				
5- 2	0- 0	0- 0	HOME	0- 0	0- 0	5- 2				
2- 3	0- 0	0- 1	AWAY	1- 0	0- 0	1- 2				
1- 1	0- 0	0- 1	NEUTRAL	0- 0	0- 0	1- 0				
8- 6	0- 0	0- 2	NON-CONFERENCE	1- 0	0- 0	7- 4				
5- 2	0- 0	0- 0	HOME	0- 0	0- 0	5- 2				
2- 3	0- 0	0- 1	AWAY	1- 0	0- 0	1- 2				
1- 1	0- 0	0- 1	NEUTRAL	0- 0	0- 0	1- 0				
0- 0	0- 0	0- 0	CONFERENCE	0- 0	0- 0	0- 0				
0- 0	0- 0	0- 0	HOME	0- 0	0- 0	0- 0				
0- 0	0- 0	0- 0	AWAY	0- 0	0- 0	0- 0				
0- 0	0- 0	0- 0	NEUTRAL	0- 0	0- 0	0- 0				

RPI 1-25				RPI 26-50				RPI 51-100				RPI 101+				Team's RPI: 207	
RPI	S	Opponent	Score	RPI	S	Opponent	Score	RPI	S	Opponent	Score	RPI	S	Opponent	Score		
				30	A	Northeastern	52 53	96	A	Marist	70 55	154	A	Towson	53 78		
				39	N	Bucknell	58 77					186	H	North Dakota	52 59		
												197	H	Boston U.	66 55		
												217	H	Sacred Heart	78 61		
												263	H	Central Conn. St.	74 59		
												265	A	Brown	90 61		
												276	N	Fairfield	59 49		
												288	H	UMass Lowell	59 62		
												291	H	Incarnate Word	71 59		
												293	A	Siena	59 64		
												309	H	UTRGV	74 70		

LAST 12 Division I GAMES:																	
				291	H	Incarnate Word	71 59	96	A	Marist	70 55	288	H	UMass Lowell	59 62		
				30	A	Northeastern	52 53	293	A	Siena	59 64	197	H	Boston U.	66 55		
				186	H	North Dakota	52 59	309	H	UTRGV	74 70	263	H	Central Conn. St.	74 59		
				276	N	Fairfield	59 49										
				265	A	Brown	90 61										
				39	N	Bucknell	58 77										

Non-Div I Games:

Massachusetts

Average RPI Win:	0	WON-LOST	WINNING	LAST 10	STRENGTH OF	OPP. STRENGTH	TEAM	ADJ.	CONF.	ADJ CONF.
Average RPI Loss:	165	RECORD	PCT. RANK	GAMES	SCHEDULE	OF SCHEDULE	RPI	RPI	RPI	RPI
DIV. I ONLY	0- 8	338	2-8	105	324	325	325	22	22	
DIV. I NON-CONF.	0- 8	336	0- 1	103	322	326	326	22	22	
<hr/>										
TOTALS	RPI 1-25	RPI 26-50	W-L RECORDS	RPI 51-100	RPI 101-150	RPI 150+				
0- 8	0- 0	0- 0	OVERALL	0- 2	0- 3	0- 3				
0- 2	0- 0	0- 0	HOME	0- 0	0- 0	0- 2				
0- 6	0- 0	0- 0	AWAY	0- 2	0- 3	0- 1				
0- 0	0- 0	0- 0	NEUTRAL	0- 0	0- 0	0- 0				
0- 8	0- 0	0- 0	NON-CONFERENCE	0- 2	0- 3	0- 3				
0- 2	0- 0	0- 0	HOME	0- 0	0- 0	0- 2				
0- 6	0- 0	0- 0	AWAY	0- 2	0- 3	0- 1				
0- 0	0- 0	0- 0	NEUTRAL	0- 0	0- 0	0- 0				
0- 0	0- 0	0- 0	CONFERENCE	0- 0	0- 0	0- 0				
0- 0	0- 0	0- 0	HOME	0- 0	0- 0	0- 0				
0- 0	0- 0	0- 0	AWAY	0- 0	0- 0	0- 0				
0- 0	0- 0	0- 0	NEUTRAL	0- 0	0- 0	0- 0				

RPI 1-25				RPI 26-50				RPI 51-100				RPI 101+ Team's RPI : 325					
RPI	S	Opponent	Score	RPI	S	Opponent	Score	RPI	S	Opponent	Score	RPI	S	Opponent	Score		
								62	A	LSU	36	86	113	A	Ri ce	65	93
								75	A	Texas	40	96	129	A	Grambl i ng	51	75
													141	A	UAB	48	91
													160	H	Loui si ana Tech	48	89
													316	H	Loui si ana	59	70
													322	A	La. -Monroe	60	69
LAST 12 Divi si on I GAMES:																	
								322	A	La. -Monroe	60	69	160	H	Loui si ana Tech	48	89
								75	A	Texas	40	96	62	A	LSU	36	86
								316	H	Loui si ana	59	70	141	A	UAB	48	91
								129	A	Grambl i ng	51	75	113	A	Ri ce	65	93

Non-Di v I Games: LSU-Alexandria 60 68 Louisiana Col. 86 68 Southern-N. O. 106 54

McNeese

Average RPI	Win:	231	WON-LOST	WINNING	LAST 10	STRENGTH OF	OPP. STRENGTH	TEAM	ADJ.	CONF.	ADJ CONF.
Average RPI	Loss:	152	RECORD	PCT. RANK	GAMES	SCHEDULE	OF SCHEDULE	RPI	RPI	RPI	RPI
DIV. I ONLY		5- 7		201	4-6	272	191	283	283	8	8
DIV. I NON-CONF.		5- 7		205	1- 0	271	189	284	284	8	8

TOTALS	RPI 1-25		RPI 26-50		W-L RECORDS	RPI 51-100		RPI 101-150		RPI 150+	
5- 7	0- 0		0- 0		OVERALL	1- 1		0- 1		4- 5	
4- 4	0- 0		0- 0		HOME	0- 1		0- 0		4- 3	
0- 3	0- 0		0- 0		AWAY	0- 0		0- 1		0- 2	
1- 0	0- 0		0- 0		NEUTRAL	1- 0		0- 0		0- 0	
5- 7	0- 0		0- 0		NON-CONFERENCE	1- 1		0- 1		4- 5	
4- 4	0- 0		0- 0		HOME	0- 1		0- 0		4- 3	
0- 3	0- 0		0- 0		AWAY	0- 0		0- 1		0- 2	
1- 0	0- 0		0- 0		NEUTRAL	1- 0		0- 0		0- 0	
0- 0	0- 0		0- 0		CONFERENCE	0- 0		0- 0		0- 0	
0- 0	0- 0		0- 0		HOME	0- 0		0- 0		0- 0	
0- 0	0- 0		0- 0		AWAY	0- 0		0- 0		0- 0	
0- 0	0- 0		0- 0		NEUTRAL	0- 0		0- 0		0- 0	

RPI 1-25				RPI 26-50				RPI 51-100				RPI 101+ Team's RPI: 283			
RPI	S	Opponent	Score	RPI	S	Opponent	Score	RPI	S	Opponent	Score	RPI	S	Opponent	Score
								77	H	Toledo	48 58	141	A	UAB	54 85
								92	N	Mercer	59 53	157	A	Coastal Caro.	71 90
												160	H	Louisiana Tech	50 66
												164	H	Little Rock	60 63
												176	A	Arkansas St.	66 77
												191	H	New Orleans	59 66
												212	H	Samford	53 48
												216	H	Southeast Mo. St.	69 57
												292	H	Jackson St.	68 67
												341	H	N.C. Central	77 56
LAST 12 Division I GAMES:															
341	H	N.C. Central	77 56	216	H	Southeast Mo. St.	69 57								
164	H	Little Rock	60 63	212	H	Samford	53 48								
160	H	Louisiana Tech	50 66	191	H	New Orleans	59 66								
141	A	UAB	54 85	77	H	Toledo	48 58								
176	A	Arkansas St.	66 77	157	A	Coastal Caro.	71 90								
292	H	Jackson St.	68 67	92	N	Mercer	59 53								

Non-Div I Games:

Memphis

Average RPI Win: 197		WON-LOST RECORD	WINNING PCT. RANK	LAST 10 GAMES	STRENGTH OF SCHEDULE	OPP. STRENGTH OF SCHEDULE	TEAM RPI	ADJ. RPI	CONF. RPI	ADJ. CONF. RPI
Average RPI Loss: 109										
DIV. I ONLY		8- 5	117	6-4	110	128	92	92	23	23
DIV. I NON-CONF.		8- 5	120	1- 0	109	124	93	93	23	23
TOTALS		RPI 1-25	RPI 26-50	W-L RECORDS	RPI 51-100	RPI 101-150	RPI 150+			
8- 5		0- 2	0- 0	OVERALL	1- 1	0- 1	7- 1			
4- 2		0- 2	0- 0	HOME	1- 0	0- 0	3- 0			
3- 2		0- 0	0- 0	AWAY	0- 1	0- 1	3- 0			
1- 1		0- 0	0- 0	NEUTRAL	0- 0	0- 0	1- 1			
8- 5		0- 2	0- 0	NON-CONFERENCE	1- 1	0- 1	7- 1			
4- 2		0- 2	0- 0	HOME	1- 0	0- 0	3- 0			
3- 2		0- 0	0- 0	AWAY	0- 1	0- 1	3- 0			
1- 1		0- 0	0- 0	NEUTRAL	0- 0	0- 0	1- 1			
0- 0		0- 0	0- 0	CONFERENCE	0- 0	0- 0	0- 0			
0- 0		0- 0	0- 0	HOME	0- 0	0- 0	0- 0			
0- 0		0- 0	0- 0	AWAY	0- 0	0- 0	0- 0			
0- 0		0- 0	0- 0	NEUTRAL	0- 0	0- 0	0- 0			

RPI 1-25					
RPI	S	Opponent	Score		
17	H	Florida St.	56	57	
20	H	UCF	42	76	

RPI 26-50					
RPI	S	Opponent	Score		

RPI 51-100					
RPI	S	Opponent	Score		
76	H	Charlotte	57	40	
78	A	Wake Forest	54	69	

Team's RPI : 92					
RPI	S	Opponent	Score		
147	A	Georgia	60	67	
152	N	Bowling Green	76	63	
201	H	UNC Asheville	61	47	
206	A	Howard	85	70	
225	A	George Washington	61	53	
226	A	Ga. Southern	79	72	
243	H	Florida	92	82	
250	H	Kennesaw St.	64	48	
283	N	Memphis	53	59	

LAST 12 Division I GAMES:					
201	H	UNC Asheville	61	47	
225	A	George Washington	61	53	
283	N	Memphis	53	59	
20	H	UCF	42	76	
243	H	Florida	92	82	
226	A	Ga. Southern	79	72	
206	A	Howard	85	70	
76	H	Charlotte	57	40	
17	H	Florida St.	56	57	
250	H	Kennesaw St.	64	48	
147	A	Georgia	60	67	
152	N	Bowling Green	76	63	

Non-Div I Games:

Mercer

Average RPI	Win:	162	WON-LOST	WINNING	LAST 10	STRENGTH OF	OPP. STRENGTH	TEAM	ADJ.	CONF.	ADJ CONF.
Average RPI	Loss:	37	RECORD	PCT. RANK	GAMES	SCHEDULE	OF SCHEDULE	RPI	RPI	RPI	RPI
DIV. I ONLY		12- 3	48	8-2	131	35	41	41	1	1	
DIV. I NON-CONF.		12- 3	51	2- 1	133	36	42	42	1	1	

TOTALS	RPI 1-25		RPI 26-50		W-L RECORDS	RPI 51-100		RPI 101-150		RPI 150+	
12- 3	1- 1		0- 1		OVERALL	4- 1		1- 0		6- 0	
9- 1	1- 0		0- 1		HOME	3- 0		1- 0		4- 0	
1- 2	0- 1		0- 0		AWAY	0- 1		0- 0		1- 0	
2- 0	0- 0		0- 0		NEUTRAL	1- 0		0- 0		1- 0	
12- 3	1- 1		0- 1		NON-CONFERENCE	4- 1		1- 0		6- 0	
9- 1	1- 0		0- 1		HOME	3- 0		1- 0		4- 0	
1- 2	0- 1		0- 0		AWAY	0- 1		0- 0		1- 0	
2- 0	0- 0		0- 0		NEUTRAL	1- 0		0- 0		1- 0	
0- 0	0- 0		0- 0		CONFERENCE	0- 0		0- 0		0- 0	
0- 0	0- 0		0- 0		HOME	0- 0		0- 0		0- 0	
0- 0	0- 0		0- 0		AWAY	0- 0		0- 0		0- 0	
0- 0	0- 0		0- 0		NEUTRAL	0- 0		0- 0		0- 0	

RPI	S	Opponent	Score	RPI	S	Opponent	Score	RPI	S	Opponent	Score	RPI	S	Opponent	Score
6	A	Iowa St.	52 75	45	H	Central Mich.	80 90	51	H	Colorado	73 58	116	H	Hartford	75 62
16	H	Marquette	63 55					58	H	SFA	81 60	180	N	Vanderbilt	90 65
								60	A	Purdue	63 74	191	H	New Orleans	78 38
								83	H	Nebraska	82 68	222	H	Temple	73 61
								94	N	Alabama	101 74	264	H	UMES	71 53
												328	H	Florida A&M	103 54
												336	A	FIU	94 43

Team's RPI: 41															
LAST 12 Division I GAMES:															
116	H	Hartford	75 62	6	A	Iowa St.	52 75	328	H	Florida A&M	103 54	94	N	Alabama	101 74
16	H	Marquette	63 55	45	H	Central Mich.	80 90	180	N	Vanderbilt	90 65	264	H	UMES	71 53
191	H	New Orleans	78 38												
51	H	Colorado	73 58												
60	A	Purdue	63 74												
222	H	Temple	73 61												

Non-Div I Games:

Mi ami (FL)

Average RPI Win:	253	WON-LOST	WINNING	LAST 10	STRENGTH OF	OPP. STRENGTH	TEAM	ADJ.	CONF.	ADJ CONF.
Average RPI Loss:	168	RECORD	PCT. RANK	GAMES	SCHEDULE	OF SCHEDULE	RPI	RPI	RPI	RPI

DIV. I ONLY	8- 2	48	8-2	327	159	133	133	9	9
DIV. I NON-CONF.	8- 2	51	0- 0	326	161	130	130	9	9
TOTALS	RPI 1-25	RPI 26-50	W-L RECORDS	RPI 51-100	RPI 101-150	RPI 150+			
8- 2	0- 1	0- 0	OVERALL	0- 0	1- 0	7- 1			
3- 0	0- 0	0- 0	HOME	0- 0	1- 0	2- 0			
5- 2	0- 1	0- 0	AWAY	0- 0	0- 0	5- 1			
0- 0	0- 0	0- 0	NEUTRAL	0- 0	0- 0	0- 0			
8- 2	0- 1	0- 0	NON-CONFERENCE	0- 0	1- 0	7- 1			
3- 0	0- 0	0- 0	HOME	0- 0	1- 0	2- 0			
5- 2	0- 1	0- 0	AWAY	0- 0	0- 0	5- 1			
0- 0	0- 0	0- 0	NEUTRAL	0- 0	0- 0	0- 0			
0- 0	0- 0	0- 0	CONFERENCE	0- 0	0- 0	0- 0			
0- 0	0- 0	0- 0	HOME	0- 0	0- 0	0- 0			
0- 0	0- 0	0- 0	AWAY	0- 0	0- 0	0- 0			
0- 0	0- 0	0- 0	NEUTRAL	0- 0	0- 0	0- 0			

RPI S Opponent Score	RPI S Opponent Score	RPI S Opponent Score	RPI S Opponent Score
7 A Louisville 73 95			140 H Cincinnati 78 65
			165 A Jacksonville St. 58 41
			182 H High Point 68 55
			248 H Eastern Ky. 60 44
			307 A Valparaiso 68 47
			324 A Detroit Mercy 78 59
			327 A Canisius 62 59
			328 A Florida A&M 56 57
			329 A UIC 65 56
LAST 12 Division I GAMES:			
165 A Jacksonville St. 58 41	307 A Valparaiso 68 47	140 H Cincinnati 78 65	
328 A Florida A&M 56 57	329 A UIC 65 56	7 A Louisville 73 95	
248 H Eastern Ky. 60 44	182 H High Point 68 55		
327 A Canisius 62 59	324 A Detroit Mercy 78 59		

Non-Div I Games: Ohio Dominican 74 29

Miami (OH)

Average RPI	Win: 231	WON-LOST RECORD	WINNING PCT. RANK	LAST 10 GAMES	STRENGTH OF SCHEDULE	OPP. STRENGTH OF SCHEDULE	TEAM RPI	ADJ. RPI	CONF. RPI	ADJ CONF. RPI
Average RPI	Loss: 46									
DIV. I ONLY	9- 4	83	6-4	245	66	107	107	3	3	
DIV. I NON-CONF.	9- 3	62	1- 1	243	88	89	89	3	3	

TOTALS	RPI 1-25	RPI 26-50	W-L RECORDS	RPI 51-100	RPI 101-150	RPI 150+				
9- 4	0- 2	1- 0	OVERALL	0- 2	2- 0	6- 0				
5- 0	0- 0	0- 0	HOME	0- 0	1- 0	4- 0				
2- 3	0- 2	0- 0	AWAY	0- 1	0- 0	2- 0				
2- 1	0- 0	1- 0	NEUTRAL	0- 1	1- 0	0- 0				
9- 3	0- 2	1- 0	NON-CONFERENCE	0- 1	2- 0	6- 0				
5- 0	0- 0	0- 0	HOME	0- 0	1- 0	4- 0				
2- 2	0- 2	0- 0	AWAY	0- 0	0- 0	2- 0				
2- 1	0- 0	1- 0	NEUTRAL	0- 1	1- 0	0- 0				
0- 1	0- 0	0- 0	CONFERENCE	0- 1	0- 0	0- 0				
0- 0	0- 0	0- 0	HOME	0- 0	0- 0	0- 0				
0- 1	0- 0	0- 0	AWAY	0- 1	0- 0	0- 0				
0- 0	0- 0	0- 0	NEUTRAL	0- 0	0- 0	0- 0				

RPI 1-25				RPI 26-50				RPI 51-100				RPI 101+ Team's RPI : 107			
RPI	S	Opponent	Score	RPI	S	Opponent	Score	RPI	S	Opponent	Score	RPI	S	Opponent	Score
8	A	NC State	55 66	49	N	Missouri	70 54	75	N	Texas	52 69	120	N	Washington	80 73
16	A	Marquette	74 85					83	A	Nebraska	56 70	124	H	Southern U.	76 35
												215	H	Mt. St. Mary' s	88 40
												245	A	Oakl and	85 59
												324	H	Detroit Mercy	95 62
												326	A	Western Mi ch.	79 42
												330	H	Morgan St.	70 47
												349	H	LIU Brookl yn	83 38
LAST 12 Division I GAMES:															
120	N	Washi ngton	80 73	330	H	Morgan St.	70 47	245	A	Oakl and	85 59	16	A	Marquette	74 85
75	N	Texas	52 69	245	A	Oakl and	85 59	349	H	LIU Brookl yn	83 38	8	A	NC State	55 66
83	A	Nebraska	56 70	349	H	LIU Brookl yn	83 38	49	N	Missouri	70 54				
124	H	Southern U.	76 35												
324	H	Detroit Mercy	95 62												
326	A	Western Mi ch.	79 42												

Non-Div I Games:

Mi chi gan

Average RPI Win:	162	WON-LOST	WINNING	LAST 10	STRENGTH OF	OPP. STRENGTH	TEAM	ADJ.	CONF.	ADJ CONF.
Average RPI Loss:	8	RECORD	PCT. RANK	GAMES	SCHEDULE	OF SCHEDULE	RPI	RPI	RPI	RPI
DIV. I ONLY	11- 1	16	9-1	139	23	21	21	3	3	
DIV. I NON-CONF.	10- 1	19	0- 0	172	33	28	28	3	3	

TOTALS	RPI 1-25	RPI 26-50	W-L RECORDS	RPI 51-100	RPI 101-150	RPI 150+				
11- 1	2- 1	0- 0	OVERALL	1- 0	2- 0	6- 0				
8- 0	2- 0	0- 0	HOME	1- 0	1- 0	4- 0				
2- 0	0- 0	0- 0	AWAY	0- 0	1- 0	1- 0				
1- 1	0- 1	0- 0	NEUTRAL	0- 0	0- 0	1- 0				
10- 1	1- 1	0- 0	NON-CONFERENCE	1- 0	2- 0	6- 0				
7- 0	1- 0	0- 0	HOME	1- 0	1- 0	4- 0				
2- 0	0- 0	0- 0	AWAY	0- 0	1- 0	1- 0				
1- 1	0- 1	0- 0	NEUTRAL	0- 0	0- 0	1- 0				
1- 0	1- 0	0- 0	CONFERENCE	0- 0	0- 0	0- 0				
1- 0	1- 0	0- 0	HOME	0- 0	0- 0	0- 0				
0- 0	0- 0	0- 0	AWAY	0- 0	0- 0	0- 0				
0- 0	0- 0	0- 0	NEUTRAL	0- 0	0- 0	0- 0				

RPI	S	Opponent	Score
3	H	Oregon	88 82
8	N	NC State	74 78
12	H	Iowa	84 70

RPI	S	Opponent	Score
-----	---	----------	-------

RPI	S	Opponent	Score
80	H	Wright St.	84 68

RPI	S	Opponent	Score
116	A	Hartford	74 66
136	H	Virginia	91 66
152	H	Bowling Green	99 69
202	H	Texas Southern	91 45
245	A	Oakland	102 58
250	N	Kennesaw St.	75 51
275	H	ETSU	75 53
314	H	Fla. Atlantic	89 74

LAST 12 Division I GAMES:

12	H	Iowa	84 70	245	A	Oakland	102 58
314	H	Fla. Atlantic	89 74	202	H	Texas Southern	91 45
116	A	Hartford	74 66	136	H	Virginia	91 66
3	H	Oregon	88 82	250	N	Kennesaw St.	75 51
275	H	ETSU	75 53	8	N	NC State	74 78
152	H	Bowling Green	99 69	80	H	Wright St.	84 68

Non-Div I Games:

Michigan St.

Average RPI Win: 205		WON-LOST RECORD	WINNING PCT. RANK	LAST 10 GAMES	STRENGTH OF SCHEDULE	OPP. STRENGTH OF SCHEDULE	TEAM RPI	ADJ. RPI	CONF. RPI	ADJ. CONF. RPI
Average RPI Loss: 72										
DIV. I ONLY		9- 4	83	7-3	136	141	65	65	19	19
DIV. I NON-CONF.		9- 4	85	0- 1	137	140	65	65	19	19
TOTALS		RPI 1-25	RPI 26-50	W-L RECORDS		RPI 51-100	RPI 101-150	RPI 150+		
9- 4	0- 1		0- 1	OVERALL		0- 0	1- 2	8- 0		
4- 1	0- 0		0- 1	HOME		0- 0	0- 0	4- 0		
3- 3	0- 1		0- 0	AWAY		0- 0	0- 2	3- 0		
2- 0	0- 0		0- 0	NEUTRAL		0- 0	1- 0	1- 0		
9- 4	0- 1		0- 1	NON-CONFERENCE		0- 0	1- 2	8- 0		
4- 1	0- 0		0- 1	HOME		0- 0	0- 0	4- 0		
3- 3	0- 1		0- 0	AWAY		0- 0	0- 2	3- 0		
2- 0	0- 0		0- 0	NEUTRAL		0- 0	1- 0	1- 0		
0- 0	0- 0		0- 0	CONFERENCE		0- 0	0- 0	0- 0		
0- 0	0- 0		0- 0	HOME		0- 0	0- 0	0- 0		
0- 0	0- 0		0- 0	AWAY		0- 0	0- 0	0- 0		
0- 0	0- 0		0- 0	NEUTRAL		0- 0	0- 0	0- 0		

RPI 1-25				RPI 26-50				RPI 51-100				Team's RPI : 65				RPI 101+			
RPI	S	Opponent	Score	RPI	S	Opponent	Score	RPI	S	Opponent	Score	RPI	S	Opponent	Score	RPI	S	Opponent	Score
23	A	Kentucky	55 72	46	H	Belmont	38 45					105	A	Tennessee Tech	64 68				
												112	A	Fordham	49 61				
												132	N	Chattanooga	58 47				
												156	A	Troy	67 64				
												174	H	Georgia St.	69 54				
												180	H	Vanderbilt	65 58				
												201	H	UNC Asheville	67 46				
												231	A	Furman	78 71				
												238	N	Dartmouth	70 58				
												258	A	UNLV	66 62				
												278	H	Mississippi Val.	101 51				
LAST 12 Division I GAMES:																			
112	A	Fordham	49 61	23	A	Kentucky	55 72												
258	A	UNLV	66 62	156	A	Troy	67 64												
132	N	Chattanooga	58 47	174	H	Georgia St.	69 54												
201	H	UNC Asheville	67 46	238	N	Dartmouth	70 58												
105	A	Tennessee Tech	64 68	278	H	Mississippi Val.	101 51												
231	A	Furman	78 71	46	H	Belmont	38 45												

Non-Div I Games:

Mid dle Tenn.

Average RPI	Win:	268	WON-LOST	WINNING	LAST 10	STRENGTH OF	OPP. STRENGTH	TEAM	ADJ.	CONF.	ADJ CONF.
Average RPI	Loss:	54	RECORD	PCT. RANK	GAMES	SCHEDULE	OF SCHEDULE	RPI	RPI	RPI	RPI
DIV. I ONLY		5- 7		201	5-5	149	111	187	187	18	18
DIV. I NON-CONF.		5- 6		176	0- 0	143	144	176	176	17	17

TOTALS	RPI 1-25		RPI 26-50		W-L RECORDS	RPI 51-100		RPI 101-150		RPI 150+	
5- 7	0- 3		0- 2		OVERALL	0- 0		0- 2		5- 0	
2- 4	0- 2		0- 1		HOME	0- 0		0- 1		2- 0	
2- 3	0- 1		0- 1		AWAY	0- 0		0- 1		2- 0	
1- 0	0- 0		0- 0		NEUTRAL	0- 0		0- 0		1- 0	
5- 6	0- 3		0- 1		NON-CONFERENCE	0- 0		0- 2		5- 0	
2- 3	0- 2		0- 0		HOME	0- 0		0- 1		2- 0	
2- 3	0- 1		0- 1		AWAY	0- 0		0- 1		2- 0	
1- 0	0- 0		0- 0		NEUTRAL	0- 0		0- 0		1- 0	
0- 1	0- 0		0- 1		CONFERENCE	0- 0		0- 0		0- 0	
0- 1	0- 0		0- 1		HOME	0- 0		0- 0		0- 0	
0- 0	0- 0		0- 0		AWAY	0- 0		0- 0		0- 0	
0- 0	0- 0		0- 0		NEUTRAL	0- 0		0- 0		0- 0	

RPI	S	Opponent	Score	RPI	S	Opponent	Score	RPI	S	Opponent	Score	RPI	S	Opponent	Score	Team's RPI: 187
14	A	Indiana	66 68	32	H	Green Bay	62 76					106	A	Fresno St.	48 65	
16	H	Marquette	74 83	43	A	Saint Mary's (CA)	71 73					150	H	Wisconsin	57 68	
17	H	Florida St.	62 87									184	N	UC Riverside	56 54	
												186	A	North Dakota	64 46	
												305	H	Columbia	78 65	
												319	A	North Dakota St.	57 55	
												346	H	Purdue Fort Wayne	70 48	

LAST 12 Division I GAMES:																
32	H	Green Bay	62 76	346	H	Purdue Fort Wayne	70 48									
17	H	Florida St.	62 87	16	H	Marquette	74 83									
319	A	North Dakota St.	57 55	184	N	UC Riverside	56 54									
186	A	North Dakota	64 46	43	A	Saint Mary's (CA)	71 73									
150	H	Wisconsin	57 68	106	A	Fresno St.	48 65									
14	A	Indiana	66 68	305	H	Columbia	78 65									

Non-Div I Games:

Milwaukee

M
i
n
n
e
s
o
t
aM
i
n
n
e
s
o
t
a

Minnesota

Average RPI	Win:	173	WON-LOST	WINNING	LAST 10	STRENGTH OF	OPP. STRENGTH	TEAM	ADJ.	CONF.	ADJ CONF.
Average RPI	Loss:	3	RECORD	PCT. RANK	GAMES	SCHEDULE	OF SCHEDULE	RPI	RPI	RPI	RPI
DIV. I ONLY		12- 1		11	9-1	156	33	18	18	6	6
DIV. I NON-CONF.		12- 1		11	1- 0	158	34	17	17	6	6

TOTALS	RPI 1-25		RPI 26-50		W-L RECORDS	RPI 51-100		RPI 101-150		RPI 150+	
12- 1	1- 1		1- 0		OVERALL	1- 0		2- 0		7- 0	
7- 0	1- 0		1- 0		HOME	0- 0		0- 0		5- 0	
5- 1	0- 1		0- 0		AWAY	1- 0		2- 0		2- 0	
0- 0	0- 0		0- 0		NEUTRAL	0- 0		0- 0		0- 0	
12- 1	1- 1		1- 0		NON-CONFERENCE	1- 0		2- 0		7- 0	
7- 0	1- 0		1- 0		HOME	0- 0		0- 0		5- 0	
5- 1	0- 1		0- 0		AWAY	1- 0		2- 0		2- 0	
0- 0	0- 0		0- 0		NEUTRAL	0- 0		0- 0		0- 0	
0- 0	0- 0		0- 0		CONFERENCE	0- 0		0- 0		0- 0	
0- 0	0- 0		0- 0		HOME	0- 0		0- 0		0- 0	
0- 0	0- 0		0- 0		AWAY	0- 0		0- 0		0- 0	
0- 0	0- 0		0- 0		NEUTRAL	0- 0		0- 0		0- 0	

RPI	S	Opponent	Score	RPI	S	Opponent	Score	RPI	S	Opponent	Score	RPI	S	Opponent	Score
3	A	Oregon	74 82	28	H	Lamar University	104 53	75	A	Texas	67 49	120	A	Washington	103 56
16	H	Marquette	87 82									136	A	Virginia	72 44
												164	A	Little Rock	98 63
												216	H	Southeast Mo. St.	88 53
												231	H	Furman	106 41
												231	H	Coppin St.	110 38
												252	A	Southern Miss.	86 42
												292	H	Jackson St.	105 38
												316	H	Louisiana	104 36

LAST 12 Division I GAMES:															
316	H	Louisiana	104 36	16	H	Marquette	87 82	75	A	Texas	67 49	164	A	Little Rock	98 63
120	A	Washington	103 56									292	H	Jackson St.	105 38
3	A	Oregon	74 82									231	H	Furman	106 41
252	A	Southern Miss.	86 42									231	H	Coppin St.	110 38
28	H	Lamar University	104 53												
136	A	Virginia	72 44												

Non-Div I Games:

Mississippi St.

Average RPI Win:	345	WON-LOST	WINNING	LAST 10	STRENGTH OF	OPP. STRENGTH	TEAM	ADJ.	CONF.	ADJ CONF.
Average RPI Loss:	176	RECORD	PCT. RANK	GAMES	SCHEDULE	OF SCHEDULE	RPI	RPI	RPI	RPI
DIV. I ONLY	1- 10	328	1-9	88	349	278	278	24	24	
DIV. I NON-CONF.	1- 10	330	0- 1	90	349	279	279	24	24	

TOTALS	RPI 1-25	RPI 26-50	W-L RECORDS	RPI 51-100	RPI 101-150	RPI 150+				
1- 10	0- 0	0- 0	OVERALL	0- 1	0- 3	1- 6				
0- 1	0- 0	0- 0	HOME	0- 0	0- 1	0- 0				
1- 8	0- 0	0- 0	AWAY	0- 1	0- 2	1- 5				
0- 1	0- 0	0- 0	NEUTRAL	0- 0	0- 0	0- 1				
1- 10	0- 0	0- 0	NON-CONFERENCE	0- 1	0- 3	1- 6				
0- 1	0- 0	0- 0	HOME	0- 0	0- 1	0- 0				
1- 8	0- 0	0- 0	AWAY	0- 1	0- 2	1- 5				
0- 1	0- 0	0- 0	NEUTRAL	0- 0	0- 0	0- 1				
0- 0	0- 0	0- 0	CONFERENCE	0- 0	0- 0	0- 0				
0- 0	0- 0	0- 0	HOME	0- 0	0- 0	0- 0				
0- 0	0- 0	0- 0	AWAY	0- 0	0- 0	0- 0				
0- 0	0- 0	0- 0	NEUTRAL	0- 0	0- 0	0- 0				

RPI 1-25				RPI 26-50				RPI 51-100				RPI 101+ Team' s RPI : 278				
RPI	S	Opponent	Score	RPI	S	Opponent	Score	RPI	S	Opponent	Score	RPI	S	Opponent	Score	
								65	A	Mi dd l e Tenn.	51	101				
												101	A	UT Martin	51	110
												114	A	TCU	47	96
												149	H	North Ala.	72	86
												156	N	Troy	54	75
												171	A	Nicholl s St.	47	72
												176	A	Arkansas St.	57	60
												251	A	SMU	47	62
												252	A	Southern Mi ss.	60	67
												322	A	La. -Monroe	65	72
												345	A	Austin Peay	95	89
LAST 12 Di vi si on I GAMES:																
101	A	UT Martin	51	110	171	A	Nicholl s St.	47	72							
149	H	North Ala.	72	86	156	N	Troy	54	75							
176	A	Arkansas St.	57	60	252	A	Southern Mi ss.	60	67							
322	A	La. -Monroe	65	72	65	A	Mi dd l e Tenn.	51	101							
114	A	TCU	47	96	345	A	Austin Peay	95	89							
					251	A	SMU	47	62							

Non-Div I Games:

Mississippi Val.

Average RPI Win:	167	WON-LOST	WINNING	LAST 10	STRENGTH OF	OPP. STRENGTH	TEAM	ADJ.	CONF.	ADJ CONF.
Average RPI Loss:	51	RECORD	PCT. RANK	GAMES	SCHEDULE	OF SCHEDULE	RPI	RPI	RPI	RPI
DIV. I ONLY	11- 3	52	8-2	117	84	49	49	6	6	
DIV. I NON-CONF.	11- 3	56	1- 0	115	84	49	49	6	6	

TOTALS	RPI 1-25	RPI 26-50	W-L RECORDS	RPI 51-100	RPI 101-150	RPI 150+				
11- 3	0- 1	1- 1	OVERALL	1- 0	0- 1	9- 0				
5- 2	0- 1	0- 1	HOME	0- 0	0- 0	5- 0				
4- 0	0- 0	0- 0	AWAY	0- 0	0- 0	4- 0				
2- 1	0- 0	1- 0	NEUTRAL	1- 0	0- 1	0- 0				
11- 3	0- 1	1- 1	NON-CONFERENCE	1- 0	0- 1	9- 0				
5- 2	0- 1	0- 1	HOME	0- 0	0- 0	5- 0				
4- 0	0- 0	0- 0	AWAY	0- 0	0- 0	4- 0				
2- 1	0- 0	1- 0	NEUTRAL	1- 0	0- 1	0- 0				
0- 0	0- 0	0- 0	CONFERENCE	0- 0	0- 0	0- 0				
0- 0	0- 0	0- 0	HOME	0- 0	0- 0	0- 0				
0- 0	0- 0	0- 0	AWAY	0- 0	0- 0	0- 0				
0- 0	0- 0	0- 0	NEUTRAL	0- 0	0- 0	0- 0				

RPI 1-25				RPI 26-50				RPI 51-100				RPI 101+			
RPI	S	Opponent	Score	RPI	S	Opponent	Score	RPI	S	Opponent	Score	RPI	S	Opponent	Score
15	H	South Dakota	61 74	32	H	Green Bay	49 56	67	N	Qui nni pi ac	65 51	107	N	Mi chi gan	54 70
				42	N	Duke	62 54					151	H	Missouri St.	65 61
												168	H	Texas St.	69 50
												172	A	Ill i noi s	67 45
												173	H	UMKC	66 59
												176	H	Arkansas St.	70 50
												188	A	West Vi rgi ni a	68 51
												204	A	Sai nt Loui s	74 62
												244	A	Western Ill.	89 64
												254	H	SIUE	59 36

LAST 12 Di vi si on I GAMES:															
42	N	Duke	62 54	15	H	South Dakota	61 74	204	A	Sai nt Loui s	74 62				
67	N	Qui nni pi ac	65 51	173	H	UMKC	66 59	188	A	West Vi rgi ni a	68 51				
176	H	Arkansas St.	70 50	107	N	Mi chi gan	54 70								
172	A	Ill i noi s	67 45	254	H	SIUE	59 36								
168	H	Texas St.	69 50												
32	H	Green Bay	49 56												

Non-Di v I Games:

Missouri

Average RPI Win:	202	WON-LOST	WINNING	LAST 10	STRENGTH OF	OPP. STRENGTH	TEAM	ADJ.	CONF.	ADJ CONF.
Average RPI Loss:	107	RECORD	PCT. RANK	GAMES	SCHEDULE	OF SCHEDULE	RPI	RPI	RPI	RPI
DIV. I ONLY	4- 7	231	4-6	34	188	151	151	14	14	
DIV. I NON-CONF.	4- 7	228	1- 0	38	185	151	151	14	14	

TOTALS	RPI 1-25	RPI 26-50	W-L RECORDS	RPI 51-100	RPI 101-150	RPI 150+				
4- 7	0- 3	0- 1	OVERALL	0- 0	0- 0	4- 3				
2- 2	0- 2	0- 0	HOME	0- 0	0- 0	2- 0				
0- 5	0- 1	0- 1	AWAY	0- 0	0- 0	0- 3				
2- 0	0- 0	0- 0	NEUTRAL	0- 0	0- 0	2- 0				
4- 7	0- 3	0- 1	NON-CONFERENCE	0- 0	0- 0	4- 3				
2- 2	0- 2	0- 0	HOME	0- 0	0- 0	2- 0				
0- 5	0- 1	0- 1	AWAY	0- 0	0- 0	0- 3				
2- 0	0- 0	0- 0	NEUTRAL	0- 0	0- 0	2- 0				
0- 0	0- 0	0- 0	CONFERENCE	0- 0	0- 0	0- 0				
0- 0	0- 0	0- 0	HOME	0- 0	0- 0	0- 0				
0- 0	0- 0	0- 0	AWAY	0- 0	0- 0	0- 0				
0- 0	0- 0	0- 0	NEUTRAL	0- 0	0- 0	0- 0				

RPI	S	Opponent	Score
11	H	Gonzaga	67 70
14	A	Indiana	74 98
15	H	South Dakota	74 85

RPI	S	Opponent	Score
49	A	Missouri	61 65

RPI	S	Opponent	Score
-----	---	----------	-------

RPI	S	Opponent	Score
160	N	Louisiana Tech	82 70
163	A	Santa Clara	73 77
164	H	Little Rock	48 44
230	H	Ball St.	74 54
242	A	Wichita St.	60 63
254	N	SIUE	68 65
257	A	North Texas	76 83

LAST 12 Division I GAMES:

164	H	Little Rock	48 44	15	H	South Dakota	74 85
254	N	SIUE	68 65	257	A	North Texas	76 83
160	N	Louisiana Tech	82 70	163	A	Santa Clara	73 77
11	H	Gonzaga	67 70	230	H	Ball St.	74 54
14	A	Indiana	74 98	49	A	Missouri	61 65
				242	A	Wichita St.	60 63

Non-Div I Games:

Missouri St.

Average RPI Win:	245	WON-LOST	WINNING	LAST 10	STRENGTH OF	OPP. STRENGTH	TEAM	ADJ.	CONF.	ADJ CONF.
Average RPI Loss:	164	RECORD	PCT. RANK	GAMES	SCHEDULE	OF SCHEDULE	RPI	RPI	RPI	RPI
DIV. I ONLY	4- 7	231	4-6	208	265	246	246	28	28	
DIV. I NON-CONF.	4- 7	228	0- 1	204	263	242	242	28	28	

TOTALS	RPI 1-25	RPI 26-50	W-L RECORDS	RPI 51-100	RPI 101-150	RPI 150+				
4- 7	0- 0	0- 2	OVERALL	0- 1	0- 1	4- 3				
2- 3	0- 0	0- 1	HOME	0- 1	0- 0	2- 1				
2- 4	0- 0	0- 1	AWAY	0- 0	0- 1	2- 2				
0- 0	0- 0	0- 0	NEUTRAL	0- 0	0- 0	0- 0				
4- 7	0- 0	0- 2	NON-CONFERENCE	0- 1	0- 1	4- 3				
2- 3	0- 0	0- 1	HOME	0- 1	0- 0	2- 1				
2- 4	0- 0	0- 1	AWAY	0- 0	0- 1	2- 2				
0- 0	0- 0	0- 0	NEUTRAL	0- 0	0- 0	0- 0				
0- 0	0- 0	0- 0	CONFERENCE	0- 0	0- 0	0- 0				
0- 0	0- 0	0- 0	HOME	0- 0	0- 0	0- 0				
0- 0	0- 0	0- 0	AWAY	0- 0	0- 0	0- 0				
0- 0	0- 0	0- 0	NEUTRAL	0- 0	0- 0	0- 0				

RPI	S	Opponent	Score	RPI	S	Opponent	Score	RPI	S	Opponent	Score	RPI	S	Opponent	Score	Team's RPI: 246
39	H	Bucknel I	32 70	99	H	Princeton	47 79	145	A	Lehigh	48 63					
40	A	Virginia Tech	49 82					196	A	East Carolina	67 73					
								217	A	Sacred Heart	55 50					
								225	A	George Washington	55 51					
								234	H	Navy	68 67					
								287	H	Loyola Maryland	67 75					
								303	H	Albany (NY)	64 56					
								340	A	Lafayette	69 73					

LAST 12 Division I GAMES:																
287	H	Loyola Maryland	67 75	303	H	Albany (NY)	64 56									
234	H	Navy	68 67	40	A	Virginia Tech	49 82									
99	H	Princeton	47 79	145	A	Lehigh	48 63									
340	A	Lafayette	69 73	196	A	East Carolina	67 73									
225	A	George Washington	55 51	39	H	Bucknel I	32 70									
217	A	Sacred Heart	55 50													

Non-Div I Games:

Monmouth

Montana

M
o
n
t
a
n
a

Montana

Average RPI	Win:	227	WON-LOST	WINNING	LAST 10	STRENGTH OF	OPP. STRENGTH	TEAM	ADJ.	CONF.	ADJ CONF.
Average RPI	Loss:	51	RECORD	PCT. RANK	GAMES	SCHEDULE	OF SCHEDULE	RPI	RPI	RPI	RPI
DIV. I ONLY		5- 5		161	5-5	133	73	135	135	11	11
DIV. I NON-CONF.		4- 5		189	1- 0	106	83	131	131	11	11

TOTALS	RPI 1-25		RPI 26-50		W-L RECORDS	RPI 51-100		RPI 101-150		RPI 150+	
5- 5	0- 1		0- 2		OVERALL	0- 1		0- 1		5- 0	
3- 1	0- 0		0- 1		HOME	0- 0		0- 0		3- 0	
1- 4	0- 1		0- 1		AWAY	0- 1		0- 1		1- 0	
1- 0	0- 0		0- 0		NEUTRAL	0- 0		0- 0		1- 0	
4- 5	0- 1		0- 2		NON-CONFERENCE	0- 1		0- 1		4- 0	
2- 1	0- 0		0- 1		HOME	0- 0		0- 0		2- 0	
1- 4	0- 1		0- 1		AWAY	0- 1		0- 1		1- 0	
1- 0	0- 0		0- 0		NEUTRAL	0- 0		0- 0		1- 0	
1- 0	0- 0		0- 0		CONFERENCE	0- 0		0- 0		1- 0	
1- 0	0- 0		0- 0		HOME	0- 0		0- 0		1- 0	
0- 0	0- 0		0- 0		AWAY	0- 0		0- 0		0- 0	
0- 0	0- 0		0- 0		NEUTRAL	0- 0		0- 0		0- 0	

RPI 1-25				RPI 26-50				RPI 51-100				RPI 101+				Team's RPI: 135
RPI	S	Opponent	Score	RPI	S	Opponent	Score	RPI	S	Opponent	Score	RPI	S	Opponent	Score	
16	A	Marquette	52 100	33	H	South Dakota St.	67 88	58	A	SFA	53 60	114	A	TCU	49 71	
				35	A	Wyoming	58 66					168	A	Texas St.	67 59	
												213	N	Delaware	69 60	
												218	H	Southern Utah	69 64	
												241	H	Long Beach St.	85 62	
												296	H	Omaha	59 56	

LAST 12 Division I GAMES:																
114	A	TCU	49 71	168	A	Texas St.	67 59	218	H	Southern Utah	69 64	33	H	South Dakota St.	67 88	
58	A	SFA	53 60	241	H	Long Beach St.	85 62	296	H	Omaha	59 56					
241	H	Long Beach St.	85 62	35	A	Wyoming	58 66									
35	A	Wyoming	58 66	213	N	Delaware	69 60									
213	N	Delaware	69 60	16	A	Marquette	52 100									
16	A	Marquette	52 100													

Non-Div I Games: Carroll (MT) 64 48

Montana St.

Average RPI Win:	285	WON-LOST	WINNING	LAST 10	STRENGTH OF	OPP. STRENGTH	TEAM	ADJ.	CONF.	ADJ CONF.
Average RPI Loss:	136	RECORD	PCT. RANK	GAMES	SCHEDULE	OF SCHEDULE	RPI	RPI	RPI	RPI
DIV. I ONLY	7- 4	108	6-4	322	257	210	210	20	20	
DIV. I NON-CONF.	7- 4	108	1- 0	322	254	212	212	20	20	

TOTALS	RPI 1-25	RPI 26-50	W-L RECORDS	RPI 51-100	RPI 101-150	RPI 150+				
7- 4	0- 2	0- 0	OVERALL	1- 0	0- 0	6- 2				
4- 1	0- 0	0- 0	HOME	0- 0	0- 0	4- 1				
3- 3	0- 2	0- 0	AWAY	1- 0	0- 0	2- 1				
0- 0	0- 0	0- 0	NEUTRAL	0- 0	0- 0	0- 0				
7- 4	0- 2	0- 0	NON-CONFERENCE	1- 0	0- 0	6- 2				
4- 1	0- 0	0- 0	HOME	0- 0	0- 0	4- 1				
3- 3	0- 2	0- 0	AWAY	1- 0	0- 0	2- 1				
0- 0	0- 0	0- 0	NEUTRAL	0- 0	0- 0	0- 0				
0- 0	0- 0	0- 0	CONFERENCE	0- 0	0- 0	0- 0				
0- 0	0- 0	0- 0	HOME	0- 0	0- 0	0- 0				
0- 0	0- 0	0- 0	AWAY	0- 0	0- 0	0- 0				
0- 0	0- 0	0- 0	NEUTRAL	0- 0	0- 0	0- 0				

RPI 1-25				RPI 26-50				RPI 51-100				RPI 101+ Team's RPI: 210			
RPI	S	Opponent	Score	RPI	S	Opponent	Score	RPI	S	Opponent	Score	RPI	S	Opponent	Score
9	A	Baylor	58 96					84	A	Radford	79 72	237	A	Saint Francis (PA)	83 89
23	A	Kentucky	57 87									273	H	St. Francis Brooklyn	94 101
												295	A	Gardner-Webb	84 69
												307	H	Valparaiso	68 62
												313	A	N.C. A&T	72 67
												320	H	Lipscomb	79 44
												331	H	Chicago St.	104 68
												348	H	Evansville	85 63

LAST 12 Division I GAMES:															
273	H	St. Francis Brooklyn	94 101	320	H	Lipscomb	79 44								
331	H	Chicago St.	104 68	237	A	Saint Francis (PA)	83 89								
307	H	Valparaiso	68 62	84	A	Radford	79 72								
295	A	Gardner-Webb	84 69	9	A	Baylor	58 96								
313	A	N.C. A&T	72 67	348	H	Evansville	85 63								
				23	A	Kentucky	57 87								

Non-Div I Games: Alice Lloyd 121 56 Ky. Christian 119 28

Morehead St.

Average RPI Win: 288

Average RPI Loss: 177

WON-LOST
RECORDWINNING
PCT. RANKLAST 10
GAMESSTRENGTH OF
SCHEDULEOPP. STRENGTH
OF SCHEDULETEAM
RPIADJ.
RPICONF.
RPIADJ CONF.
RPIDIV. I ONLY
DIV. I NON-CONF.1- 11
1- 11336
3351-9
0- 1197
191263
261330
331330
33132
3232
32

TOTALS

RPI 1-25

RPI 26-50

W-L RECORDS

RPI 51-100

RPI 101-150

RPI 150+

1- 11
1- 2
0- 6
0- 30- 0
0- 0
0- 0
0- 00- 1
0- 0
0- 0
0- 1OVERALL
HOME
AWAY
NEUTRAL0- 1
0- 0
0- 1
0- 00- 3
0- 0
0- 2
0- 11- 6
1- 2
0- 3
0- 11- 11
1- 2
0- 6
0- 30- 0
0- 0
0- 0
0- 00- 1
0- 0
0- 0
0- 1NON-CONFERENCE
HOME
AWAY
NEUTRAL0- 1
0- 0
0- 1
0- 00- 3
0- 0
0- 2
0- 11- 6
1- 2
0- 3
0- 10- 0
0- 0
0- 0
0- 00- 0
0- 0
0- 0
0- 00- 0
0- 0
0- 0
0- 0CONFERENCE
HOME
AWAY
NEUTRAL0- 0
0- 0
0- 0
0- 00- 0
0- 0
0- 0
0- 00- 0
0- 0
0- 0
0- 0

RPI 1-25

RPI S Opponent Score

RPI 26-50

RPI S Opponent Score
26 N Maryland 44 68

RPI 51-100

RPI S Opponent Score
58 A SFA 42 69

RPI 101+

Team's RPI: 330

RPI	S	Opponent	Score
107	A	Michigan	47 70
116	A	Hartford	59 80
147	N	Georgia	33 60
159	A	Western Ky.	43 90
188	A	West Virginia	37 72
263	H	Central Conn. St.	36 60
271	N	Niagara	57 67
272	H	UMBC	68 73
288	H	UMass Lowell	61 49
336	A	FIU	50 59

LAST 12 Division I GAMES:

271	N	Niagara	57	67	288	H	UMass Lowell	61	49
263	H	Central Conn. St.	36	60	272	H	UMBC	68	73
26	N	Maryland	44	68	188	A	West Virginia	37	72
147	N	Georgia	33	60	107	A	Michigan	47	70
58	A	SFA	42	69	336	A	FIU	50	59
116	A	Hartford	59	80	159	A	Western Ky.	43	90

Non-Div I Games:

Washington Adventist 60 43

Lincoln (PA)

46 51

Morgan St.

Loss, Non-Conf, S Site, H Home A Away N Neutral

M
t
.
S
t
.
M
a
r
y
.
s

Mt. St. Mary's			Through Games Of Dec. 30, 2018									
Average RPI	Win:	252	WON-LOST	WINNING	LAST 10	STRENGTH OF	OPP. STRENGTH	TEAM	ADJ.	CONF.	ADJ CONF.	
Average RPI	Loss:	157	RECORD	PCT. RANK	GAMES	SCHEDULE	OF SCHEDULE	RPI	RPI	RPI	RPI	
DIV. I ONLY			4- 5	189	5-5	281	234	215	215	31	31	
DIV. I NON-CONF.			4- 5	189	0- 1	280	231	216	216	31	31	

TOTALS		RPI 1-25	RPI 26-50		W-L RECORDS		RPI 51-100	RPI 101-150	RPI 150+			
4- 5	0- 0		0- 1		OVERALL	0- 0	0- 2	4- 2				
1- 1	0- 0		0- 0		HOME	0- 0	0- 0	1- 1				
3- 4	0- 0		0- 1		AWAY	0- 0	0- 2	3- 1				
0- 0	0- 0		0- 0		NEUTRAL	0- 0	0- 0	0- 0				
4- 5	0- 0		0- 1		NON-CONFERENCE	0- 0	0- 2	4- 2				
1- 1	0- 0		0- 0		HOME	0- 0	0- 0	1- 1				
3- 4	0- 0		0- 1		AWAY	0- 0	0- 2	3- 1				
0- 0	0- 0		0- 0		NEUTRAL	0- 0	0- 0	0- 0				
0- 0	0- 0		0- 0		CONFERENCE	0- 0	0- 0	0- 0				
0- 0	0- 0		0- 0		HOME	0- 0	0- 0	0- 0				
0- 0	0- 0		0- 0		AWAY	0- 0	0- 0	0- 0				
0- 0	0- 0		0- 0		NEUTRAL	0- 0	0- 0	0- 0				

M
t
.
S
t
.
M
a
r
y
.
s

RPI 1-25				RPI 26-50				RPI 51-100				RPI 101+ Team's RPI: 215			
RPI	S	Opponent	Score	RPI	S	Opponent	Score	RPI	S	Opponent	Score	RPI	S	Opponent	Score
				40	A	Virginia Tech	51 83					107	A	Michigan	40 88
												125	A	Duquesne	64 73
												154	H	Towson	87 78
												247	A	Rider	67 85
												264	H	UMES	73 86
												272	A	UMBC	65 52
												287	A	Loyola Maryl and	77 67
												295	A	Gardner-Webb	69 62

LAST 12 Division I GAMES:															
264	H	UMES	73 86	40	A	Virginia Tech	51 83	272	A	UMBC	65 52				
125	A	Duquesne	64 73					295	A	Gardner-Webb	69 62				
107	A	Michigan	40 88					287	A	Loyola Maryl and	77 67				
								154	H	Towson	87 78				
								247	A	Rider	67 85				

Non-Div I Games: Washington Col. 74 50

Mt. St. Mary's

Average RPI Win: 334

Average RPI Loss: 111

WON-LOST
RECORDWINNING
PCT. RANKLAST 10
GAMESSTRENGTH OF
SCHEDULEOPP. STRENGTH
OF SCHEDULETEAM
RPIADJ.
RPICONF.
RPIADJ CONF.
RPIDIV. I ONLY
DIV. I NON-CONF.2- 7
2- 7288
2853-7
0- 175
75247
243249
245249
24520
2020
20

TOTALS

RPI 1-25

RPI 26-50

W-L RECORDS

RPI 51-100

RPI 101-150

RPI 150+

2- 7

0- 3

0- 0

OVERALL

0- 0

0- 1

2- 3

2- 2

0- 0

0- 0

HOME

0- 0

0- 1

2- 1

0- 5

0- 3

0- 0

AWAY

0- 0

0- 0

0- 2

0- 0

0- 0

0- 0

NEUTRAL

0- 0

0- 0

0- 0

2- 7

0- 3

0- 0

NON-CONFERENCE

0- 0

0- 1

2- 3

2- 2

0- 0

0- 0

HOME

0- 0

0- 1

2- 1

0- 5

0- 3

0- 0

AWAY

0- 0

0- 0

0- 2

0- 0

0- 0

0- 0

NEUTRAL

0- 0

0- 0

0- 0

0- 0

0- 0

0- 0

CONFERENCE

0- 0

0- 0

0- 0

0- 0

0- 0

0- 0

HOME

0- 0

0- 0

0- 0

0- 0

0- 0

0- 0

AWAY

0- 0

0- 0

0- 0

0- 0

0- 0

0- 0

NEUTRAL

0- 0

0- 0

0- 0

RPI 1-25

RPI 26-50

RPI 51-100

RPI 101+

Team's RPI: 249

RPI	S	Opponent	Score
19	A	Butler	65 86
23	A	Kentucky	49 88
25	A	Tennessee	77 98

RPI	S	Opponent	Score
-----	---	----------	-------

RPI	S	Opponent	Score
-----	---	----------	-------

RPI	S	Opponent	Score
121	H	Southern Ill.	59 65
172	A	Illinois	52 84
176	A	Arkansas St.	63 74
240	H	Alabama A&M	53 59
320	H	Lipscomb	97 61
348	H	Evansville	81 53

LAST 12 Division I GAMES:

25	A	Tennessee	77	98	240	H	Alabama A&M	53	59
23	A	Kentucky	49	88	176	A	Arkansas St.	63	74
121	H	Southern Ill.	59	65	320	H	Lipscomb	97	61
172	A	Illinois	52	84	19	A	Butler	65	86
					348	H	Evansville	81	53

Non-Div I Games:

Oakland City

113 55

Bethel (TN)

86 50

Murray St.

Loss,
 Non-Conf, S Site,
 H Home
A Away
 N Neutral

N
•
C
•
A
&
T

N
•
C
•
A
&
T

■ Loss, ■ Non-Conf, S Site, H Home A Away N Neutral

Average RPI Win:	265	WON-LOST	WINNING	LAST 10	STRENGTH OF	OPP. STRENGTH	TEAM	ADJ.	CONF.	ADJ CONF.
Average RPI Loss:	201	RECORD	PCT. RANK	GAMES	SCHEDULE	OF SCHEDULE	RPI	RPI	RPI	RPI
DIV. I ONLY	2- 10	308	2-8	306	231	341	341	32	32	
DIV. I NON-CONF.	2- 10	308	0- 1	306	229	342	342	32	32	

TOTALS	RPI 1-25	RPI 26-50	W-L RECORDS	RPI 51-100	RPI 101-150	RPI 150+				
2- 10	0- 1	0- 0	OVERALL	0- 0	0- 0	2- 9				
2- 4	0- 0	0- 0	HOME	0- 0	0- 0	2- 4				
0- 5	0- 1	0- 0	AWAY	0- 0	0- 0	0- 4				
0- 1	0- 0	0- 0	NEUTRAL	0- 0	0- 0	0- 1				
2- 10	0- 1	0- 0	NON-CONFERENCE	0- 0	0- 0	2- 9				
2- 4	0- 0	0- 0	HOME	0- 0	0- 0	2- 4				
0- 5	0- 1	0- 0	AWAY	0- 0	0- 0	0- 4				
0- 1	0- 0	0- 0	NEUTRAL	0- 0	0- 0	0- 1				
0- 0	0- 0	0- 0	CONFERENCE	0- 0	0- 0	0- 0				
0- 0	0- 0	0- 0	HOME	0- 0	0- 0	0- 0				
0- 0	0- 0	0- 0	AWAY	0- 0	0- 0	0- 0				
0- 0	0- 0	0- 0	NEUTRAL	0- 0	0- 0	0- 0				

RPI 1-25				RPI 26-50				RPI 51-100				RPI 101+				Team's RPI: 341
RPI	S	Opponent	Score	RPI	S	Opponent	Score	RPI	S	Opponent	Score	RPI	S	Opponent	Score	
12	A	Iowa	39 106									155	H	UNCW	82 89	
												157	H	Coastal Caro.	66 89	
												174	A	Georgia St.	54 65	
												182	A	High Point	69 80	
												219	H	Elon	54 83	
												250	N	Kennesaw St.	54 78	
												255	H	Wofford	66 59	
												260	A	Winthrop	41 66	
												274	H	UNC Greensboro	66 57	
												283	A	Memphis	56 77	
												315	H	USC Upstate	63 82	
LAST 12 Division I GAMES:																
174	A	Georgia St.	54 65	283	A	Memphis	56 77									
255	H	Wofford	66 59	250	N	Kennesaw St.	54 78									
274	H	UNC Greensboro	66 57	12	A	Iowa	39 106									
157	H	Coastal Caro.	66 89	260	A	Winthrop	41 66									
315	H	USC Upstate	63 82	219	H	Elon	54 83									
155	H	UNCW	82 89	182	A	High Point	69 80									

Non-Div I Games: Johnson & Wales (NC) 35 43

N. C. Central

N
C
S
t
a
t
e

NC State				Through Games Of Dec. 30, 2018																															
Average RPI	Win:	123	WON-LOST	WINNING	LAST 10	STRENGTH OF	OPP. STRENGTH	TEAM	ADJ.	CONF.	ADJ CONF.																								
Average RPI	Loss:	0	RECORD	PCT. RANK	GAMES	SCHEDULE	OF SCHEDULE	RPI	RPI	RPI	RPI																								
DIV. I ONLY		13- 0	1	10-0		68	43	8	8	1	1																								
DIV. I NON-CONF.		13- 0	1	1- 0		65	44	8	8	1	1																								

TOTALS		RPI 1-25		RPI 26-50		W-L RECORDS		RPI 51-100		RPI 101-150																									
										RPI 150+																									
13- 0		1- 0		2- 0		OVERALL		2- 0		3- 0																									
9- 0		0- 0		2- 0		HOME		2- 0		1- 0																									
2- 0		0- 0		0- 0		AWAY		0- 0		2- 0																									
2- 0		1- 0		0- 0		NEUTRAL		0- 0		0- 0																									
										1- 0																									
13- 0		1- 0		2- 0		NON-CONFERENCE		2- 0		3- 0																									
9- 0		0- 0		2- 0		HOME		2- 0		1- 0																									
2- 0		0- 0		0- 0		AWAY		0- 0		2- 0																									
2- 0		1- 0		0- 0		NEUTRAL		0- 0		0- 0																									
										1- 0																									
0- 0		0- 0		0- 0		CONFERENCE		0- 0		0- 0																									
0- 0		0- 0		0- 0		HOME		0- 0		0- 0																									
0- 0		0- 0		0- 0		AWAY		0- 0		0- 0																									
0- 0		0- 0		0- 0		NEUTRAL		0- 0		0- 0																									

RPI 1-25		Team's RPI: 8		RPI 26-50				RPI 51-100				RPI 101+																							
RPI	S	Opponent		Score		RPI	S	Opponent		Score		RPI	S	Opponent		Score																			
21	N	Mi chi gan St.		78 74		31	H	Ol d Domi ni on		85 56		55	H	Mai ne		84 46																			
						46	H	Bel mont		77 62		84	H	Radford		75 58																			
																		LAST 12 Di vi si on I GAMES:																	
																		55 H Mai ne				84 46				199 H Davi dson				75 45					
																		109 A Georgetown				76 65				132 A Chattanooga				78 58					
																		262 H Hampton				83 51				21 N Mi chi gan St.				78 74					
																		31 H Ol d Domi ni on				85 56				84 H Radford				75 58					
																		107 H Mi chi gan				66 55				180 H Vanderbi l t				74 54					
																		225 N George Washi ngton				69 61				153 H Kent St.				78 61					

N
C
S
t
a
t
e

Non-Di v I Games:

NC State

Average RPI Win:	325	WON-LOST	WINNING	LAST 10	STRENGTH OF	OPP. STRENGTH	TEAM	ADJ.	CONF.	ADJ CONF.
Average RPI Loss:	214	RECORD	PCT. RANK	GAMES	SCHEDULE	OF SCHEDULE	RPI	RPI	RPI	RPI
DIV. I ONLY	3- 10	279	3-7	316	334	332	332	27	27	
DIV. I NON-CONF.	3- 10	278	0- 1	316	333	333	333	27	27	

TOTALS	RPI 1-25	RPI 26-50	W-L RECORDS	RPI 51-100	RPI 101-150	RPI 150+				
3- 10	0- 0	0- 0	OVERALL	0- 1	0- 1	3- 8				
1- 4	0- 0	0- 0	HOME	0- 0	0- 1	1- 3				
2- 6	0- 0	0- 0	AWAY	0- 1	0- 0	2- 5				
0- 0	0- 0	0- 0	NEUTRAL	0- 0	0- 0	0- 0				
3- 10	0- 0	0- 0	NON-CONFERENCE	0- 1	0- 1	3- 8				
1- 4	0- 0	0- 0	HOME	0- 0	0- 1	1- 3				
2- 6	0- 0	0- 0	AWAY	0- 1	0- 0	2- 5				
0- 0	0- 0	0- 0	NEUTRAL	0- 0	0- 0	0- 0				
0- 0	0- 0	0- 0	CONFERENCE	0- 0	0- 0	0- 0				
0- 0	0- 0	0- 0	HOME	0- 0	0- 0	0- 0				
0- 0	0- 0	0- 0	AWAY	0- 0	0- 0	0- 0				
0- 0	0- 0	0- 0	NEUTRAL	0- 0	0- 0	0- 0				

RPI 1-25				RPI 26-50				RPI 51-100				RPI 101+ Team's RPI: 332							
RPI	S	Opponent	Score	RPI	S	Opponent	Score	RPI	S	Opponent	Score	RPI	S	Opponent	Score				
								87	A	Penn	42	85	116	H	Hartford	53	84		
												153	H	Kent St.	40	57			
												188	A	West Virginia	50	95			
												206	A	Howard	57	77			
												216	H	Southeast Mo. St.	58	68			
												247	A	Rider	46	67			
												281	A	Saint Peter's	57	70			
												297	H	Vermont	63	71			
												306	H	Western Caro.	79	71			
												321	A	Colgate	71	53			
												347	A	Fairleigh Dickinson	43	64			
												349	A	LIU Brooklyn	72	51			
LAST 12 Division I GAMES:																			
321	A	Colgate	71	53	116	H	Hartford	53	84	153	H	Kent St.	40	57	347	A	Fairleigh Dickinson	43	64
349	A	LIU Brooklyn	72	51	87	A	Penn	42	85	188	A	West Virginia	50	95	206	A	Howard	57	77
297	H	Vermont	63	71	247	A	Rider	46	67	281	A	Saint Peter's	57	70	297	H	Vermont	63	71
216	H	Southeast Mo. St.	58	68	306	H	Western Caro.	79	71	321	A	Colgate	71	53	347	A	Fairleigh Dickinson	43	64
306	H	Western Caro.	79	71															

Non-Div I Games:

NJIT

Average RPI Win:	248	WON-LOST	WINNING	LAST 10	STRENGTH OF	OPP. STRENGTH	TEAM	ADJ.	CONF.	ADJ CONF.
Average RPI Loss:	153	RECORD	PCT. RANK	GAMES	SCHEDULE	OF SCHEDULE	RPI	RPI	RPI	RPI
DIV. I ONLY	3- 5	228	4-5	243	203	234	234	26	26	
DIV. I NON-CONF.	3- 5	226	0- 1	242	201	233	233	26	26	

TOTALS	RPI 1-25	RPI 26-50	W-L RECORDS	RPI 51-100	RPI 101-150	RPI 150+				
3- 5	0- 0	0- 0	OVERALL	0- 3	0- 0	3- 2				
1- 2	0- 0	0- 0	HOME	0- 2	0- 0	1- 0				
2- 3	0- 0	0- 0	AWAY	0- 1	0- 0	2- 2				
0- 0	0- 0	0- 0	NEUTRAL	0- 0	0- 0	0- 0				
3- 5	0- 0	0- 0	NON-CONFERENCE	0- 3	0- 0	3- 2				
1- 2	0- 0	0- 0	HOME	0- 2	0- 0	1- 0				
2- 3	0- 0	0- 0	AWAY	0- 1	0- 0	2- 2				
0- 0	0- 0	0- 0	NEUTRAL	0- 0	0- 0	0- 0				
0- 0	0- 0	0- 0	CONFERENCE	0- 0	0- 0	0- 0				
0- 0	0- 0	0- 0	HOME	0- 0	0- 0	0- 0				
0- 0	0- 0	0- 0	AWAY	0- 0	0- 0	0- 0				
0- 0	0- 0	0- 0	NEUTRAL	0- 0	0- 0	0- 0				

RPI 1-25				RPI 26-50				RPI 51-100				RPI 101+ Team's RPI : 234				
RPI	S	Opponent	Score	RPI	S	Opponent	Score	RPI	S	Opponent	Score	RPI	S	Opponent	Score	
								51	A	Col orado	43	59	185	A	Air Force	54 47
								87	H	Penn	61	65	246	A	Monmouth	67 68
								96	H	Marist	48	72	247	A	Ri der	66 60
													285	A	Norfol k St.	58 65
													313	H	N. C. A&T	72 49
LAST 12 Di vi si on I GAMES:																
				185	A	Air Force	54 47	246	A	Monmouth	67	68				
				247	A	Ri der	66 60	51	A	Col orado	43	59				
				313	H	N. C. A&T	72 49									
				87	H	Penn	61 65									
				285	A	Norfol k St.	58 65									
				96	H	Marist	48 72									

Non-Div I Games: Catholic 81 36

Navy

Average RPI	Win:	170	WON-LOST	WINNING	LAST 10	STRENGTH OF	OPP. STRENGTH	TEAM	ADJ.	CONF.	ADJ CONF.
Average RPI	Loss:	46	RECORD	PCT. RANK	GAMES	SCHEDULE	OF SCHEDULE	RPI	RPI	RPI	RPI
DIV. I ONLY		6- 6		161	5-5	33	83	83	83	3	3
DIV. I NON-CONF.		5- 6		176	0- 0	42	57	108	108	3	3

TOTALS	RPI 1-25		RPI 26-50		W-L RECORDS	RPI 51-100		RPI 101-150		RPI 150+	
6- 6	0- 2		1- 1		OVERALL	1- 2		1- 1		3- 0	
5- 1	0- 1		1- 0		HOME	0- 0		1- 0		3- 0	
0- 5	0- 1		0- 1		AWAY	0- 2		0- 1		0- 0	
1- 0	0- 0		0- 0		NEUTRAL	1- 0		0- 0		0- 0	
5- 6	0- 2		1- 1		NON-CONFERENCE	1- 2		0- 1		3- 0	
4- 1	0- 1		1- 0		HOME	0- 0		0- 0		3- 0	
0- 5	0- 1		0- 1		AWAY	0- 2		0- 1		0- 0	
1- 0	0- 0		0- 0		NEUTRAL	1- 0		0- 0		0- 0	
1- 0	0- 0		0- 0		CONFERENCE	0- 0		1- 0		0- 0	
1- 0	0- 0		0- 0		HOME	0- 0		1- 0		0- 0	
0- 0	0- 0		0- 0		AWAY	0- 0		0- 0		0- 0	
0- 0	0- 0		0- 0		NEUTRAL	0- 0		0- 0		0- 0	

RPI 1-25				RPI 26-50				RPI 51-100				Team's RPI: 83	RPI 101+			
RPI	S	Opponent	Score	RPI	S	Opponent	Score	RPI	S	Opponent	Score		RPI	S	Opponent	Score
7	A	Louisville	68 85	34	H	Kansas	58 52	52	A	Arkansas	80 84		103	A	Washington St.	84 87
10	H	Drake	77 83	41	A	Miami (FL)	68 82	64	A	Creighton	65 74		107	H	Michigan	70 56
								84	N	Radford	77 39		192	H	Denver	96 71
													289	H	San Jose St.	96 63
													315	H	USC Upstate	87 64

LAST 12 Division I GAMES:																
7	A	Louisville	68 85	107	H	Michigan	70 56	52	A	Arkansas	80 84					
84	N	Radford	77 39					192	H	Denver	96 71					
41	A	Miami (FL)	68 82					289	H	San Jose St.	96 63					
103	A	Washington St.	84 87					34	H	Kansas	58 52					
315	H	USC Upstate	87 64					64	A	Creighton	65 74					
10	H	Drake	77 83													

Non-Div I Games:

Nebraska

Average RPI Win: 277

Average RPI Loss: 96

WON-LOST
RECORDWINNING
PCT. RANKLAST 10
GAMESSTRENGTH OF
SCHEDULEOPP. STRENGTH
OF SCHEDULETEAM
RPIADJ.
RPICONF.
RPIADJ CONF.
RPIDIV. I ONLY
DIV. I NON-CONF.3- 7
3- 7254
2554-6
0- 189
91209
208227
228227
22810
1010
10

TOTALS

RPI 1-25

RPI 26-50

W-L RECORDS

RPI 51-100

RPI 101-150

RPI 150+

3- 7

0- 0

0- 1

OVERALL

0- 4

0- 0

3- 2

2- 4

0- 0

0- 1

HOME

0- 2

0- 0

2- 1

1- 1

0- 0

0- 0

AWAY

0- 0

0- 0

1- 1

0- 2

0- 0

0- 0

NEUTRAL

0- 2

0- 0

0- 0

3- 7

0- 0

0- 1

NON-CONFERENCE

0- 4

0- 0

3- 2

2- 4

0- 0

0- 1

HOME

0- 2

0- 0

2- 1

1- 1

0- 0

0- 0

AWAY

0- 0

0- 0

1- 1

0- 2

0- 0

0- 0

NEUTRAL

0- 2

0- 0

0- 0

0- 0

0- 0

0- 0

CONFERENCE

0- 0

0- 0

0- 0

0- 0

0- 0

0- 0

HOME

0- 0

0- 0

0- 0

0- 0

0- 0

0- 0

AWAY

0- 0

0- 0

0- 0

0- 0

0- 0

0- 0

NEUTRAL

0- 0

0- 0

0- 0

RPI 1-25

RPI 26-50

RPI 51-100

RPI 101+

Team's RPI: 227

RPI S Opponent Score

RPI S Opponent Score

50 H Southern Cal i forn i a 51 72

RPI S Opponent Score

51 H Colorado 52 65

54 H Utah 52 74

86 N UC Davis 68 84

98 N Northern Ill. 69 98

RPI S Opponent Score

163 A Santa Clara 48 56

169 H Texas Tech 67 86

241 A Long Beach St. 76 67

280 H Hawaii 79 78

310 H Seattle U 67 54

LAST 12 Division I GAMES:

51 H Colorado 52 65

241 A Long Beach St. 76 67

163 A Santa Clara 48 56

54 H Utah 52 74

98 N Northern Ill. 69 98

280 H Hawaii 79 78

310 H Seattle U 67 54

169 H Texas Tech 67 86

86 N UC Davis 68 84

50 H Southern Cal i forn i a 51 72

Non-Div I Games: Stanislaus St. 75 52

Nevada

Average RPI Win:	239	WON-LOST	WINNING	LAST 10	STRENGTH OF	OPP. STRENGTH	TEAM	ADJ.	CONF.	ADJ CONF.
Average RPI Loss:	180	RECORD	PCT. RANK	GAMES	SCHEDULE	OF SCHEDULE	RPI	RPI	RPI	RPI
DIV. I ONLY	2- 10	308	3-7	172	289	311	311	25	25	
DIV. I NON-CONF.	2- 10	308	0- 1	173	288	311	311	25	25	

TOTALS	RPI 1-25	RPI 26-50	W-L RECORDS	RPI 51-100	RPI 101-150	RPI 150+				
2- 10	0- 1	0- 1	OVERALL	0- 1	0- 1	2- 6				
2- 3	0- 0	0- 0	HOME	0- 1	0- 0	2- 2				
0- 7	0- 1	0- 1	AWAY	0- 0	0- 1	0- 4				
0- 0	0- 0	0- 0	NEUTRAL	0- 0	0- 0	0- 0				
2- 10	0- 1	0- 1	NON-CONFERENCE	0- 1	0- 1	2- 6				
2- 3	0- 0	0- 0	HOME	0- 1	0- 0	2- 2				
0- 7	0- 1	0- 1	AWAY	0- 0	0- 1	0- 4				
0- 0	0- 0	0- 0	NEUTRAL	0- 0	0- 0	0- 0				
0- 0	0- 0	0- 0	CONFERENCE	0- 0	0- 0	0- 0				
0- 0	0- 0	0- 0	HOME	0- 0	0- 0	0- 0				
0- 0	0- 0	0- 0	AWAY	0- 0	0- 0	0- 0				
0- 0	0- 0	0- 0	NEUTRAL	0- 0	0- 0	0- 0				

RPI 1-25				RPI 26-50				RPI 51-100				RPI 101+ Team's RPI: 311			
RPI	S	Opponent	Score	RPI	S	Opponent	Score	RPI	S	Opponent	Score	RPI	S	Opponent	Score
24	A	Minnesota	47 70	30	A	Northeastern	54 69	99	H	Princeton	42 90	146	A	South Fla.	36 79
												195	H	Holy Cross	74 62
												197	A	Boston U.	39 60
												217	H	Sacred Heart	60 71
												238	H	Dartmouth	42 62
												263	A	Central Conn. St.	47 56
												265	A	Brown	70 76
												282	H	Bryant	79 74
												319	A	North Dakota St.	51 56

LAST 12 Division I GAMES:															
				99	H	Princeton	42 90	263	A	Central Conn. St.	47 56				
				238	H	Dartmouth	42 62	195	H	Holy Cross	74 62				
				217	H	Sacred Heart	60 71	146	A	South Fla.	36 79				
				265	A	Brown	70 76	197	A	Boston U.	39 60				
				319	A	North Dakota St.	51 56	282	H	Bryant	79 74				
				24	A	Minnesota	47 70	30	A	Northeastern	54 69				

Non-Div I Games: U New England 68 44

New Hampshire

Average RPI	Win:	164	WON-LOST	WINNING	LAST 10	STRENGTH OF	OPP. STRENGTH	TEAM	ADJ.	CONF.	ADJ CONF.
Average RPI	Loss:	29	RECORD	PCT. RANK	GAMES	SCHEDULE	OF SCHEDULE	RPI	RPI	RPI	RPI
DIV. I ONLY		10- 1		22	9-1	127	70	27	27	10	10
DIV. I NON-CONF.		10- 1		19	1- 0	125	65	23	23	10	10

TOTALS	RPI 1-25		RPI 26-50		W-L RECORDS	RPI 51-100		RPI 101-150		RPI 150+	
10- 1	0- 0		0- 1		OVERALL	1- 0		3- 0		6- 0	
7- 1	0- 0		0- 1		HOME	1- 0		2- 0		4- 0	
3- 0	0- 0		0- 0		AWAY	0- 0		1- 0		2- 0	
0- 0	0- 0		0- 0		NEUTRAL	0- 0		0- 0		0- 0	
10- 1	0- 0		0- 1		NON-CONFERENCE	1- 0		3- 0		6- 0	
7- 1	0- 0		0- 1		HOME	1- 0		2- 0		4- 0	
3- 0	0- 0		0- 0		AWAY	0- 0		1- 0		2- 0	
0- 0	0- 0		0- 0		NEUTRAL	0- 0		0- 0		0- 0	
0- 0	0- 0		0- 0		CONFERENCE	0- 0		0- 0		0- 0	
0- 0	0- 0		0- 0		HOME	0- 0		0- 0		0- 0	
0- 0	0- 0		0- 0		AWAY	0- 0		0- 0		0- 0	
0- 0	0- 0		0- 0		NEUTRAL	0- 0		0- 0		0- 0	

RPI 1-25				Team's RPI: 27				RPI 51-100				RPI 101+			
RPI	S	Opponent	Score	RPI	S	Opponent	Score	RPI	S	Opponent	Score	RPI	S	Opponent	Score
29	H	Auburn	76 79	58	H	SFA	74 33	110	A	Houston	89 84	116	H	Hartford	72 65
												143	H	Oklahoma	84 80
												167	A	Northern Ariz.	84 55
												168	H	Texas St.	82 51
												175	A	New Mexico St.	75 50
												175	H	New Mexico St.	83 58
												211	H	Sacramento St.	85 53
												318	H	UTEP	69 51
LAST 12 Division I GAMES:															
58	H	SFA	74 33	29	H	Auburn	76 79	211	H	Sacramento St.	85 53				
116	H	Hartford	72 65					175	A	New Mexico St.	75 50	167	A	Northern Ariz.	84 55
143	H	Oklahoma	84 80					318	H	UTEP	69 51	175	H	New Mexico St.	83 58
110	A	Houston	89 84												
168	H	Texas St.	82 51												

Non-Div I Games:

New Mexico

Average RPI Win:	303	WON-LOST	WINNING	LAST 10	STRENGTH OF	OPP. STRENGTH	TEAM	ADJ.	CONF.	ADJ CONF.
Average RPI Loss:	103	RECORD	PCT. RANK	GAMES	SCHEDULE	OF SCHEDULE	RPI	RPI	RPI	RPI

DIV. I ONLY	6- 5	144	5-5	179	336	175	175	30	30
DIV. I NON-CONF.	6- 5	145	1- 0	180	335	175	175	30	30

TOTALS	RPI 1-25	RPI 26-50	W-L RECORDS	RPI 51-100	RPI 101-150	RPI 150+			
6- 5	0- 0	0- 2	OVERALL	0- 0	0- 2	6- 1			
1- 2	0- 0	0- 1	HOME	0- 0	0- 1	1- 0			
4- 2	0- 0	0- 1	AWAY	0- 0	0- 0	4- 1			
1- 1	0- 0	0- 0	NEUTRAL	0- 0	0- 1	1- 0			
6- 5	0- 0	0- 2	NON-CONFERENCE	0- 0	0- 2	6- 1			
1- 2	0- 0	0- 1	HOME	0- 0	0- 1	1- 0			
4- 2	0- 0	0- 1	AWAY	0- 0	0- 0	4- 1			
1- 1	0- 0	0- 0	NEUTRAL	0- 0	0- 1	1- 0			
0- 0	0- 0	0- 0	CONFERENCE	0- 0	0- 0	0- 0			
0- 0	0- 0	0- 0	HOME	0- 0	0- 0	0- 0			
0- 0	0- 0	0- 0	AWAY	0- 0	0- 0	0- 0			
0- 0	0- 0	0- 0	NEUTRAL	0- 0	0- 0	0- 0			

RPI	S	Opponent	Score	RPI	S	Opponent	Score	RPI	S	Opponent	Score	RPI	S	Opponent	Score
27	A	New Mexico	58 83	27	H	New Mexico	50 75	131	N	South Alabama	67 68	148	H	Abilene Christian	46 58
								184	A	UC Riverside	64 65	192	H	Denver	66 64
								300	A	UC Santa Barbara	81 73	318	A	UTEP	69 65
								326	A	Western Mich.	66 54	334	A	A&M-Corpus Christi	67 65
								350	N	Alcorn	82 64				
LAST 12 Division I GAMES:															
350	N	Alcorn	82 64	131	N	South Alabama	67 68	334	A	A&M-Corpus Christi	67 65	27	H	New Mexico	50 75
300	A	UC Santa Barbara	81 73	27	H	New Mexico	50 75	192	H	Denver	66 64	27	A	New Mexico	58 83
184	A	UC Riverside	64 65	192	H	Denver	66 64	148	H	Abilene Christian	46 58				
318	A	UTEP	69 65												
326	A	Western Mich.	66 54												

Non-Div I Games: Tex. Permian Basin 70 38 Northern N.M. 101 51

New Mexico St.

Average RPI Win:	283	WON-LOST	WINNING	LAST 10	STRENGTH OF	OPP. STRENGTH	TEAM	ADJ.	CONF.	ADJ CONF.
Average RPI Loss:	134	RECORD	PCT. RANK	GAMES	SCHEDULE	OF SCHEDULE	RPI	RPI	RPI	RPI
DIV. I ONLY	1- 5	308	4-5	32	314	191	191	22	22	
DIV. I NON-CONF.	1- 5	308	0- 0	35	313	192	192	22	22	

TOTALS	RPI 1-25	RPI 26-50	W-L RECORDS	RPI 51-100	RPI 101-150	RPI 150+				
1- 5	0- 0	0- 1	OVERALL	0- 1	0- 2	1- 1				
0- 1	0- 0	0- 0	HOME	0- 0	0- 0	0- 1				
1- 4	0- 0	0- 1	AWAY	0- 1	0- 2	1- 0				
0- 0	0- 0	0- 0	NEUTRAL	0- 0	0- 0	0- 0				
1- 5	0- 0	0- 1	NON-CONFERENCE	0- 1	0- 2	1- 1				
0- 1	0- 0	0- 0	HOME	0- 0	0- 0	0- 1				
1- 4	0- 0	0- 1	AWAY	0- 1	0- 2	1- 0				
0- 0	0- 0	0- 0	NEUTRAL	0- 0	0- 0	0- 0				
0- 0	0- 0	0- 0	CONFERENCE	0- 0	0- 0	0- 0				
0- 0	0- 0	0- 0	HOME	0- 0	0- 0	0- 0				
0- 0	0- 0	0- 0	AWAY	0- 0	0- 0	0- 0				
0- 0	0- 0	0- 0	NEUTRAL	0- 0	0- 0	0- 0				

RPI 1-25				RPI 26-50				RPI 51-100				RPI 101+				Team's RPI: 191	
RPI	S	Opponent	Score	RPI	S	Opponent	Score	RPI	S	Opponent	Score	RPI	S	Opponent	Score		
				41	A	Mi ami (FL)	38 78	91	A	Pi ttsburgh	38 90	102	A	Xavi er	45 61		
												113	A	Ri ce	56 67		
												283	A	Memphi s	66 59		
												322	H	La. -Monroe	44 57		

Team's RPI: 191																	
LAST 12 Division I GAMES:																	
				102	A	Xavi er	45 61	322	H	La. -Monroe	44 57						
				41	A	Mi ami (FL)	38 78	91	A	Pi ttsburgh	38 90						
				283	A	Memphi s	66 59										
				113	A	Ri ce	56 67										

Non-Div I Games: Dillard 68 59 Centenary (LA) 104 42 Trinity Baptist 93 38 New Orleans

Average RPI Win:	273	WON-LOST	WINNING	LAST 10	STRENGTH OF	OPP. STRENGTH	TEAM	ADJ.	CONF.	ADJ CONF.
Average RPI Loss:	139	RECORD	PCT. RANK	GAMES	SCHEDULE	OF SCHEDULE	RPI	RPI	RPI	RPI
DIV. I ONLY	3- 8	265	3-7	218	107	271	271	28	28	
DIV. I NON-CONF.	3- 8	265	1- 0	216	106	271	271	28	28	

TOTALS	RPI 1-25	RPI 26-50	W-L RECORDS	RPI 51-100	RPI 101-150	RPI 150+				
3- 8	0- 2	0- 0	OVERALL	0- 1	0- 1	3- 4				
2- 2	0- 0	0- 0	HOME	0- 0	0- 0	2- 2				
0- 5	0- 2	0- 0	AWAY	0- 1	0- 0	0- 2				
1- 1	0- 0	0- 0	NEUTRAL	0- 0	0- 1	1- 0				
3- 8	0- 2	0- 0	NON-CONFERENCE	0- 1	0- 1	3- 4				
2- 2	0- 0	0- 0	HOME	0- 0	0- 0	2- 2				
0- 5	0- 2	0- 0	AWAY	0- 1	0- 0	0- 2				
1- 1	0- 0	0- 0	NEUTRAL	0- 0	0- 1	1- 0				
0- 0	0- 0	0- 0	CONFERENCE	0- 0	0- 0	0- 0				
0- 0	0- 0	0- 0	HOME	0- 0	0- 0	0- 0				
0- 0	0- 0	0- 0	AWAY	0- 0	0- 0	0- 0				
0- 0	0- 0	0- 0	NEUTRAL	0- 0	0- 0	0- 0				

RPI	S	Opponent	Score	RPI	S	Opponent	Score	RPI	S	Opponent	Score	RPI	S	Opponent	Score	Team's RPI: 271
5	A	Syracuse	45 94					63	A	Buffalo	61 88	127	N	Yale	64 67	
6	A	Iowa St.	35 95									188	A	West Virginia	32 84	
												206	H	Howard	61 68	
												231	H	Coppin St.	71 69	
												236	H	St. Bonaventure	48 76	
												259	H	Binghamton	79 72	
												284	A	Saint Joseph's	54 68	
												330	N	Morgan St.	67 57	

LAST 12 Division I GAMES:																
231	H	Coppin St.	71 69	330	N	Morgan St.	67 57									
259	H	Binghamton	79 72	127	N	Yale	64 67									
206	H	Howard	61 68	188	A	West Virginia	32 84									
284	A	Saint Joseph's	54 68	5	A	Syracuse	45 94									
63	A	Buffalo	61 88	236	H	St. Bonaventure	48 76									
6	A	Iowa St.	35 95													

Non-Div I Games:

Niagara

Average RPI Win:	280	WON-LOST	WINNING	LAST 10	STRENGTH OF	OPP. STRENGTH	TEAM	ADJ.	CONF.	ADJ CONF.
Average RPI Loss:	91	RECORD	PCT. RANK	GAMES	SCHEDULE	OF SCHEDULE	RPI	RPI	RPI	RPI
DIV. I ONLY	4- 6	211	6-4	173	158	171	171	22	22	
DIV. I NON-CONF.	4- 6	213	0- 1	174	159	172	172	22	22	

TOTALS	RPI 1-25	RPI 26-50	W-L RECORDS	RPI 51-100	RPI 101-150	RPI 150+				
4- 6	0- 1	0- 1	OVERALL	0- 2	0- 0	4- 2				
1- 0	0- 0	0- 0	HOME	0- 0	0- 0	1- 0				
2- 5	0- 1	0- 1	AWAY	0- 2	0- 0	2- 1				
1- 1	0- 0	0- 0	NEUTRAL	0- 0	0- 0	1- 1				
4- 6	0- 1	0- 1	NON-CONFERENCE	0- 2	0- 0	4- 2				
1- 0	0- 0	0- 0	HOME	0- 0	0- 0	1- 0				
2- 5	0- 1	0- 1	AWAY	0- 2	0- 0	2- 1				
1- 1	0- 0	0- 0	NEUTRAL	0- 0	0- 0	1- 1				
0- 0	0- 0	0- 0	CONFERENCE	0- 0	0- 0	0- 0				
0- 0	0- 0	0- 0	HOME	0- 0	0- 0	0- 0				
0- 0	0- 0	0- 0	AWAY	0- 0	0- 0	0- 0				
0- 0	0- 0	0- 0	NEUTRAL	0- 0	0- 0	0- 0				

RPI 1-25				RPI 26-50				RPI 51-100				RPI 101+ Team's RPI: 171			
RPI	S	Opponent	Score	RPI	S	Opponent	Score	RPI	S	Opponent	Score	RPI	S	Opponent	Score
9	A	Baylor	39 100	29	A	Auburn	59 80	62	A	LSU	44 76	168	A	Texas St.	67 72
								66	A	Tulane	46 71	202	N	Texas Southern	58 57
												213	N	Delaware	56 71
												278	H	Mississippi Val.	72 47
												318	A	UTEP	58 56
												322	A	La.-Monroe	55 54

LAST 12 Division I GAMES:															
278	H	Mississippi Val.	72 47	213	N	Delaware	56 71								
202	N	Texas Southern	58 57	168	A	Texas St.	67 72								
318	A	UTEP	58 56	62	A	LSU	44 76								
29	A	Auburn	59 80	322	A	La.-Monroe	55 54								
9	A	Baylor	39 100	66	A	Tulane	46 71								

Non-Div I Games: Southern-N.O. 86 49 William Carey 86 45

Nicholls St.

Average RPI Win: 283

Average RPI Loss: 166

WON-LOST
RECORDWINNING
PCT. RANKLAST 10
GAMESSTRENGTH OF
SCHEDULEOPP. STRENGTH
OF SCHEDULETEAM
RPIADJ.
RPICONF.
RPIADJ CONF.
RPI

DIV. I ONLY	3- 8	265	4-6	225	237	285	285	32	32
DIV. I NON-CONF.	3- 8	265	1- 0	223	234	286	286	32	32

TOTALS	RPI 1-25	RPI 26-50	W-L RECORDS	RPI 51-100	RPI 101-150	RPI 150+			
3- 8	0- 0	0- 1	OVERALL	0- 1	0- 1	3- 5			
2- 2	0- 0	0- 0	HOME	0- 0	0- 0	2- 2			
0- 6	0- 0	0- 1	AWAY	0- 1	0- 1	0- 3			
1- 0	0- 0	0- 0	NEUTRAL	0- 0	0- 0	1- 0			
3- 8	0- 0	0- 1	NON-CONFERENCE	0- 1	0- 1	3- 5			
2- 2	0- 0	0- 0	HOME	0- 0	0- 0	2- 2			
0- 6	0- 0	0- 1	AWAY	0- 1	0- 1	0- 3			
1- 0	0- 0	0- 0	NEUTRAL	0- 0	0- 0	1- 0			
0- 0	0- 0	0- 0	CONFERENCE	0- 0	0- 0	0- 0			
0- 0	0- 0	0- 0	HOME	0- 0	0- 0	0- 0			
0- 0	0- 0	0- 0	AWAY	0- 0	0- 0	0- 0			
0- 0	0- 0	0- 0	NEUTRAL	0- 0	0- 0	0- 0			

RPI 1-25				RPI 26-50				RPI 51-100				RPI 101+				Team's RPI: 285
RPI	S	Opponent	Score	RPI	S	Opponent	Score	RPI	S	Opponent	Score	RPI	S	Opponent	Score	
				31	A	Old Domini on	53 69	78	A	Wake Forest	61 63	145	A	Lehigh	41 62	
												177	H	William & Mary	44 55	
												182	A	High Point	51 83	
												190	H	Campbell	49 57	
												234	H	Navy	65 58	
												256	A	Ole Miss	42 60	
												268	A	La Salle	52 62	
												270	N	Liberty	66 53	
												344	H	Longwood	74 42	
LAST 12 Division I GAMES:																
270	N	Liberty	66 53	78	A	Wake Forest	61 63	177	H	William & Mary	44 55	182	A	High Point	51 83	
190	H	Campbell	49 57	344	H	Longwood	74 42	268	A	La Salle	52 62	145	A	Lehigh	41 62	
234	H	Navy	65 58	256	A	Ole Miss	42 60									
31	A	Old Domini on	53 69													

Non-Div I Games: Cheyney 93 40 Saint Augustine's 71 38

Norfolk St.

Average RPI Win:	234	WON-LOST	WINNING	LAST 10	STRENGTH OF	OPP. STRENGTH	TEAM	ADJ.	CONF.	ADJ CONF.
Average RPI Loss:	102	RECORD	PCT. RANK	GAMES	SCHEDULE	OF SCHEDULE	RPI	RPI	RPI	RPI

DIV. I ONLY	5- 1	36	9-1	344	20	149	149	27	27
DIV. I NON-CONF.	5- 1	37	0- 0	344	21	149	149	27	27

TOTALS	RPI 1-25	RPI 26-50	W-L RECORDS	RPI 51-100	RPI 101-150	RPI 150+			
5- 1	0- 0	0- 0	OVERALL	0- 0	0- 1	5- 0			
1- 0	0- 0	0- 0	HOME	0- 0	0- 0	1- 0			
3- 1	0- 0	0- 0	AWAY	0- 0	0- 1	3- 0			
1- 0	0- 0	0- 0	NEUTRAL	0- 0	0- 0	1- 0			
5- 1	0- 0	0- 0	NON-CONFERENCE	0- 0	0- 1	5- 0			
1- 0	0- 0	0- 0	HOME	0- 0	0- 0	1- 0			
3- 1	0- 0	0- 0	AWAY	0- 0	0- 1	3- 0			
1- 0	0- 0	0- 0	NEUTRAL	0- 0	0- 0	1- 0			
0- 0	0- 0	0- 0	CONFERENCE	0- 0	0- 0	0- 0			
0- 0	0- 0	0- 0	HOME	0- 0	0- 0	0- 0			
0- 0	0- 0	0- 0	AWAY	0- 0	0- 0	0- 0			
0- 0	0- 0	0- 0	NEUTRAL	0- 0	0- 0	0- 0			

RPI 1-25				RPI 26-50				RPI 51-100				RPI 101+ Team's RPI: 149			
RPI	S	Opponent	Score	RPI	S	Opponent	Score	RPI	S	Opponent	Score	RPI	S	Opponent	Score
												102	A	Xavi er	81 94
												180	A	Vanderbi l t	74 71
												189	H	Al abama St.	68 42
												216	N	Southeast Mo. St.	80 67
												278	A	Missi ssi ppi Val .	86 72
												306	A	West ern Caro.	89 66
LAST 12 Di vi si on I GAMES:															
				278	A	Mi ssi ssi ppi Val .	86 72	306	A	West ern Caro.	89 66				
				102	A	Xavi er	81 94	216	N	Southeast Mo. St.	80 67				
								189	H	Al abama St.	68 42				
								180	A	Vanderbi l t	74 71				

Non-Div I Games: Stillman 99 43 Martin Methodist 79 48 Lane 98 57 Blue Mountain (MS) 70 42 North Ala.

Average RPI Win: 158

Average RPI Loss: 55

WON-LOST
RECORDWINNING
PCT. RANKLAST 10
GAMESSTRENGTH OF
SCHEDULEOPP. STRENGTH
OF SCHEDULETEAM
RPIADJ.
RPICONF.
RPIADJ CONF.
RPIDIV. I ONLY
DIV. I NON-CONF.9- 5
9- 5103
1046-4
1- 026
28150
14844
4644
461
11
1

TOTALS

RPI 1-25

RPI 26-50

W-L RECORDS

RPI 51-100

RPI 101-150

RPI 150+

9- 5 0- 1
5- 1 0- 0
1- 2 0- 0
3- 2 0- 11- 1
0- 0
0- 0
1- 1OVERALL
HOME
AWAY
NEUTRAL0- 2
0- 1
0- 1
0- 03- 1
1- 0
0- 1
2- 05- 0
4- 0
1- 0
0- 09- 5 0- 1
5- 1 0- 0
1- 2 0- 0
3- 2 0- 11- 1
0- 0
0- 0
1- 1NON-CONFERENCE
HOME
AWAY
NEUTRAL0- 2
0- 1
0- 1
0- 03- 1
1- 0
0- 1
2- 05- 0
4- 0
1- 0
0- 00- 0 0- 0
0- 0 0- 0
0- 0 0- 0
0- 0 0- 00- 0
0- 0
0- 0
0- 0CONFERENCE
HOME
AWAY
NEUTRAL0- 0
0- 0
0- 0
0- 00- 0
0- 0
0- 0
0- 00- 0
0- 0
0- 0
0- 0

RPI 1-25

RPI 26-50

Team's RPI: 44

RPI 51-100

RPI 101+

RPI S Opponent Score
23 N Kentucky 75 85RPI S Opponent Score
29 N Auburn 81 86
37 N UCLA 83 49RPI S Opponent Score
51 A Colorado 74 86
55 H Maine 73 85RPI S Opponent Score
113 N Rice 71 50
115 A Ohio St. 69 76
117 H VCU 59 47
146 N South Fla. 71 69
153 H Kent St. 73 60
155 H UNCW 82 55
206 H Howard 85 63
219 A El on 100 69
274 H UNC Greensboro 83 62

LAST 12 Division I GAMES:

113 N Rice	71	50	206 H Howard	85	63
274 H UNC Greensboro	83	62	29 N Auburn	81	86
155 H UNCW	82	55	146 N South Fla.	71	69
55 H Maine	73	85	37 N UCLA	83	49
115 A Ohio St.	69	76	51 A Colorado	74	86
23 N Kentucky	75	85	117 H VCU	59	47

Non-Div I Games:

North Carolina

Average RPI Win:	284	WON-LOST	WINNING	LAST 10	STRENGTH OF	OPP. STRENGTH	TEAM	ADJ.	CONF.	ADJ CONF.
Average RPI Loss:	119	RECORD	PCT. RANK	GAMES	SCHEDULE	OF SCHEDULE	RPI	RPI	RPI	RPI
DIV. I ONLY	5- 8	224	5-5	193	169	186	186	17	17	
DIV. I NON-CONF.	4- 8	241	0- 0	150	133	180	180	18	18	

TOTALS	RPI 1-25	RPI 26-50	W-L RECORDS	RPI 51-100	RPI 101-150	RPI 150+				
5- 8	0- 2	0- 0	OVERALL	0- 1	0- 2	5- 3				
1- 1	0- 0	0- 0	HOME	0- 0	0- 0	1- 1				
2- 7	0- 2	0- 0	AWAY	0- 1	0- 2	2- 2				
2- 0	0- 0	0- 0	NEUTRAL	0- 0	0- 0	2- 0				
4- 8	0- 2	0- 0	NON-CONFERENCE	0- 1	0- 2	4- 3				
0- 1	0- 0	0- 0	HOME	0- 0	0- 0	0- 1				
2- 7	0- 2	0- 0	AWAY	0- 1	0- 2	2- 2				
2- 0	0- 0	0- 0	NEUTRAL	0- 0	0- 0	2- 0				
1- 0	0- 0	0- 0	CONFERENCE	0- 0	0- 0	1- 0				
1- 0	0- 0	0- 0	HOME	0- 0	0- 0	1- 0				
0- 0	0- 0	0- 0	AWAY	0- 0	0- 0	0- 0				
0- 0	0- 0	0- 0	NEUTRAL	0- 0	0- 0	0- 0				

RPI 1-25				RPI 26-50				RPI 51-100				RPI 101+ Team's RPI: 186			
RPI	S	Opponent	Score	RPI	S	Opponent	Score	RPI	S	Opponent	Score	RPI	S	Opponent	Score
5	A	Syracuse	49 85					74	A	UNI	60 64	104	A	Penn St.	68 75
6	A	Iowa St.	35 87									139	A	Rhode Island	63 77
												187	H	Milwaukee	46 64
												194	A	Illinois St.	55 67
												207	A	Massachusetts	59 52
												235	N	San Francisco	100 97
												239	A	Stetson	63 74
												307	A	Valparaiso	62 56
												326	N	Western Mich.	62 50
												346	H	Purdue Fort Wayne	79 60
LAST 12 Division I GAMES:															
326	N	Western Mich.	62 50	346	H	Purdue Fort Wayne	79 60	235	N	San Francisco	100 97				
239	A	Stetson	63 74	139	A	Rhode Island	63 77	104	A	Penn St.	68 75				
6	A	Iowa St.	35 87	194	A	Illinois St.	55 67	207	A	Valparaiso	62 56				
187	H	Milwaukee	46 64												
74	A	UNI	60 64												
207	A	Massachusetts	59 52												

Non-Div I Games: Mayville St. 84 50

North Dakota

Average RPI Win: 321
Average RPI Loss: 150

WON-LOST
RECORD

WINNING
PCT. RANK

LAST 10
GAMES

STRENGTH OF
SCHEDULE

OPP. STRENGTH
OF SCHEDULE

TEAM
RPI

ADJ.
RPI

CONF.
RPI

ADJ CONF.
RPI

DIV. I ONLY	3- 10	279	2-8	279	193	319	319	17	17
DIV. I NON-CONF.	2- 9	297	0- 0	283	180	328	328	18	18
<hr/>									
TOTALS	RPI 1-25	RPI 26-50	W-L RECORDS	RPI 51-100	RPI 101-150	RPI 150+			
3- 10	0- 1	0- 0	OVERALL	0- 3	0- 1	3- 5			
2- 4	0- 1	0- 0	HOME	0- 1	0- 0	2- 2			
1- 4	0- 0	0- 0	AWAY	0- 2	0- 1	1- 1			
0- 2	0- 0	0- 0	NEUTRAL	0- 0	0- 0	0- 2			
2- 9	0- 0	0- 0	NON-CONFERENCE	0- 3	0- 1	2- 5			
1- 3	0- 0	0- 0	HOME	0- 1	0- 0	1- 2			
1- 4	0- 0	0- 0	AWAY	0- 2	0- 1	1- 1			
0- 2	0- 0	0- 0	NEUTRAL	0- 0	0- 0	0- 2			
1- 1	0- 1	0- 0	CONFERENCE	0- 0	0- 0	1- 0			
1- 1	0- 1	0- 0	HOME	0- 0	0- 0	1- 0			
0- 0	0- 0	0- 0	AWAY	0- 0	0- 0	0- 0			
0- 0	0- 0	0- 0	NEUTRAL	0- 0	0- 0	0- 0			

RPI 1-25				RPI 26-50				RPI 51-100				RPI 101+ Team's RPI: 319			
RPI	S	Opponent	Score	RPI	S	Opponent	Score	RPI	S	Opponent	Score	RPI	S	Opponent	Score
15	H	South Dakota	41 67					64	H	Creighton	51 86	150	A	Wisconsin	53 64
								85	A	Pacific	68 75	173	H	UMKC	59 69
								98	A	Northern Ill.	63 81	187	H	Milwaukee	55 57
												235	N	San Francisco	42 75
												239	A	Stetson	59 60
												257	N	North Texas	78 92
												307	A	Valparaiso	51 48
												311	H	New Hampshire	56 51
												346	H	Purdue Fort Wayne	70 54
<hr/>															
LAST 12 Division I GAMES:															
239	A	Stetson	59 60	15	H	South Dakota	41 67	346	H	Purdue Fort Wayne	70 54	257	N	North Texas	78 92
235	N	San Francisco	42 75	85	A	Pacific	68 75	150	A	Wisconsin	53 64	311	H	New Hampshire	56 51
307	A	Valparaiso	51 48	98	A	Northern Ill.	63 81								
187	H	Milwaukee	55 57												
173	H	UMKC	59 69												

Non-Div I Games: Mayville St. 49 43

North Dakota St.

Average RPI Win: 338

Average RPI Loss: 148

WON-LOST
RECORDWINNING
PCT. RANKLAST 10
GAMESSTRENGTH OF
SCHEDULEOPP. STRENGTH
OF SCHEDULETEAM
RPIADJ.
RPICONF.
RPIADJ CONF.
RPIDIV. I ONLY
DIV. I NON-CONF.3- 6
3- 6242
2415-5
0- 1282
281206
204302
301302
30127
2727
27

TOTALS

RPI 1-25

RPI 26-50

W-L RECORDS

RPI 51-100

RPI 101-150

RPI 150+

3- 6

0- 2

0- 0

OVERALL

0- 0

0- 1

3- 3

3- 1

0- 0

0- 0

HOME

0- 0

0- 0

3- 1

0- 5

0- 2

0- 0

AWAY

0- 0

0- 1

0- 2

0- 0

0- 0

0- 0

NEUTRAL

0- 0

0- 0

0- 0

3- 6

0- 2

0- 0

NON-CONFERENCE

0- 0

0- 1

3- 3

3- 1

0- 0

0- 0

HOME

0- 0

0- 0

3- 1

0- 5

0- 2

0- 0

AWAY

0- 0

0- 1

0- 2

0- 0

0- 0

0- 0

NEUTRAL

0- 0

0- 0

0- 0

0- 0

0- 0

0- 0

CONFERENCE

0- 0

0- 0

0- 0

0- 0

0- 0

0- 0

HOME

0- 0

0- 0

0- 0

0- 0

0- 0

0- 0

AWAY

0- 0

0- 0

0- 0

0- 0

0- 0

0- 0

NEUTRAL

0- 0

0- 0

0- 0

RPI 1-25

RPI 26-50

RPI 51-100

RPI 101+

Team's RPI: 302

RPI	S	Opponent	Score
14	A	Indiana	52 75
17	A	Florida St.	53 74

RPI	S	Opponent	Score
-----	---	----------	-------

RPI	S	Opponent	Score
-----	---	----------	-------

RPI	S	Opponent	Score
137	A	Colorado St.	59 61
223	A	Bethune-Cookman	60 76
240	H	Alabama A&M	62 63
256	A	Ole Miss	69 82
328	H	Florida A&M	64 53
336	H	FIU	62 53
351	H	Charleston So.	82 76

LAST 12 Division I GAMES:

223	A	Bethune-Cookman	60	76	256	A	Ole Miss	69	82
336	H	FIU	62	53	240	H	Alabama A&M	62	63
137	A	Colorado St.	59	61	17	A	Florida St.	53	74
351	H	Charleston So.	82	76					
14	A	Indiana	52	75					
328	H	Florida A&M	64	53					

Non-Div I Games:

Trinity Baptist

99 40

Warner

67 36

North Florida

Average RPI Win: 262

Average RPI Loss: 115

WON-LOST
RECORDWINNING
PCT. RANKLAST 10
GAMESSTRENGTH OF
SCHEDULEOPP. STRENGTH
OF SCHEDULETEAM
RPIADJ.
RPICONF.
RPIADJ CONF.
RPIDIV. I ONLY
DIV. I NON-CONF.4- 5
4- 5189
1896-4
0- 0253
251114
112257
254257
25419
1919
19

TOTALS

RPI 1-25

RPI 26-50

W-L RECORDS

RPI 51-100

RPI 101-150

RPI 150+

4- 5
3- 2
0- 2
1- 10- 0
0- 0
0- 0
0- 00- 1
0- 0
0- 0
0- 1OVERALL
HOME
AWAY
NEUTRAL0- 2
0- 1
0- 1
0- 00- 1
0- 1
0- 0
0- 04- 1
3- 0
0- 1
1- 04- 5
3- 2
0- 2
1- 10- 0
0- 0
0- 0
0- 00- 1
0- 0
0- 0
0- 1NON-CONFERENCE
HOME
AWAY
NEUTRAL0- 2
0- 1
0- 1
0- 00- 1
0- 1
0- 0
0- 04- 1
3- 0
0- 1
1- 00- 0
0- 0
0- 0
0- 00- 0
0- 0
0- 0
0- 00- 0
0- 0
0- 0
0- 0CONFERENCE
HOME
AWAY
NEUTRAL0- 0
0- 0
0- 0
0- 00- 0
0- 0
0- 0
0- 00- 0
0- 0
0- 0
0- 0

RPI 1-25

RPI 26-50

RPI 51-100

RPI 101+

Team's RPI: 257

RPI S Opponent Score

RPI S Opponent Score

35 N Wyoming 49 53

RPI S Opponent Score

69 A Kansas St. 42 60

75 H Texas 54 64

RPI S Opponent Score

144 H Utah St. 41 57

151 H Missouri St. 83 76

251 A SMU 66 73

277 H Houston Baptist 100 75

299 H CSU Bakersfield 71 59

319 N North Dakota St. 92 78

LAST 12 Division I GAMES:

319 N North Dakota St.	92	78	299 H CSU Bakersfield	71	59
35 N Wyoming	49	53	144 H Utah St.	41	57
69 A Kansas St.	42	60	277 H Houston Baptist	100	75
75 H Texas	54	64	151 H Missouri St.	83	76
			251 A SMU	66	73

Non-Div I Games:

Mid-Amer. Christian 82 35

Xavier (LA)

59 46

Okla. Panhandle

93 52

North Texas

■ Loss,
 ■ Non-Conf,
 ■ S Site,
 ■ Home
 ■ A Away
 N Neutral

Average RPI Win: 178

Average RPI Loss: 96

WON-LOST
RECORDWINNING
PCT. RANKLAST 10
GAMESSTRENGTH OF
SCHEDULEOPP. STRENGTH
OF SCHEDULETEAM
RPIADJ.
RPICONF.
RPIADJ CONF.
RPIDIV. I ONLY
DIV. I NON-CONF.10- 1
10- 122
199-1
1- 0195
19071
6630
3130
3113
1313
13

TOTALS

RPI 1-25

RPI 26-50

W-L RECORDS

RPI 51-100

RPI 101-150

RPI 150+

10- 1

0- 0

0- 0

OVERALL

2- 1

2- 0

6- 0

6- 0

0- 0

0- 0

HOME

1- 0

1- 0

4- 0

4- 1

0- 0

0- 0

AWAY

1- 1

1- 0

2- 0

0- 0

0- 0

0- 0

NEUTRAL

0- 0

0- 0

0- 0

10- 1

0- 0

0- 0

NON-CONFERENCE

2- 1

2- 0

6- 0

6- 0

0- 0

0- 0

HOME

1- 0

1- 0

4- 0

4- 1

0- 0

0- 0

AWAY

1- 1

1- 0

2- 0

0- 0

0- 0

0- 0

NEUTRAL

0- 0

0- 0

0- 0

0- 0

0- 0

0- 0

CONFERENCE

0- 0

0- 0

0- 0

0- 0

0- 0

0- 0

HOME

0- 0

0- 0

0- 0

0- 0

0- 0

0- 0

AWAY

0- 0

0- 0

0- 0

0- 0

0- 0

0- 0

NEUTRAL

0- 0

0- 0

0- 0

RPI 1-25

RPI 26-50

Team's RPI: 30

RPI 51-100




RPI 101+



RPI S Opponent Score

RPI S Opponent Score












RPI S Opponent Score

RPI S Opponent Score

55  Maine 63 55
 61  Dayton 84 79
 96  Marist 84 90

112  Fordham 58 54
 134  Providence 65 59
 185  Air Force 54 41
 197  Boston U. 81 51
 207  Massachusetts 53 52
 243  Florida 79 66
 276  Fairfield 59 50
 311  New Hampshire 69 54

LAST 12 Division I GAMES:

55  Maine 63 55
 96  Marist 84 90
 61  Dayton 84 79
 112  Fordham 58 54
 197  Boston U. 81 51
 134  Providence 65 59
 276  Fairfield 59 50
 207  Massachusetts 53 52
 243  Florida 79 66
 185  Air Force 54 41
 311  New Hampshire 69 54

N
o
r
t
h
e
a
s
t
e
r
nN
o
r
t
h
e
a
s
t
e
r
n

Non-Div I Games:

Northeastern

Average RPI	Win:	204	WON-LOST	WINNING	LAST 10	STRENGTH OF	OPP. STRENGTH	TEAM	ADJ.	CONF.	ADJ CONF.
Average RPI	Loss:	114	RECORD	PCT. RANK	GAMES	SCHEDULE	OF SCHEDULE	RPI	RPI	RPI	RPI
DIV. I ONLY		4- 6	211	4-6	144	90	167	167	11	11	
DIV. I NON-CONF.		4- 5	189	0- 1	146	108	157	157	11	11	

TOTALS	RPI 1-25		RPI 26-50		W-L RECORDS	RPI 51-100		RPI 101-150		RPI 150+	
4- 6	0- 0		0- 1		OVERALL	0- 2		2- 2		2- 1	
2- 1	0- 0		0- 1		HOME	0- 0		1- 0		1- 0	
2- 4	0- 0		0- 0		AWAY	0- 2		1- 2		1- 0	
0- 1	0- 0		0- 0		NEUTRAL	0- 0		0- 0		0- 1	
4- 5	0- 0		0- 1		NON-CONFERENCE	0- 1		2- 2		2- 1	
2- 1	0- 0		0- 1		HOME	0- 0		1- 0		1- 0	
2- 3	0- 0		0- 0		AWAY	0- 1		1- 2		1- 0	
0- 1	0- 0		0- 0		NEUTRAL	0- 0		0- 0		0- 1	
0- 1	0- 0		0- 0		CONFERENCE	0- 1		0- 0		0- 0	
0- 0	0- 0		0- 0		HOME	0- 0		0- 0		0- 0	
0- 1	0- 0		0- 0		AWAY	0- 1		0- 0		0- 0	
0- 0	0- 0		0- 0		NEUTRAL	0- 0		0- 0		0- 0	

RPI 1-25				RPI 26-50				RPI 51-100				RPI 101+ Team's RPI: 167			
RPI	S	Opponent	Score	RPI	S	Opponent	Score	RPI	S	Opponent	Score	RPI	S	Opponent	Score
				27	H	New Mexico	55 84	72	A	Montana	62 78	106	H	Fresno St.	86 73
								79	A	Ari zona	47 71	120	A	Washi ngton	59 81
												130	A	Loyol a Marymount	63 62
												137	A	Colorado St.	54 65
												251	N	SMU	48 55
												269	H	Cal i forni a Baptist	91 88
												310	A	Seattle U	65 58
LAST 12 Division I GAMES:															
				251	N	SMU	48 55	27	H	New Mexico	55 84				
				72	A	Montana	62 78	137	A	Colorado St.	54 65				
				79	A	Ari zona	47 71	130	A	Loyol a Marymount	63 62				
				106	H	Fresno St.	86 73	269	H	Cal i forni a Baptist	91 88				
								120	A	Washi ngton	59 81				
								310	A	Seattle U	65 58				

Non-Div I Games:

Northern Ariz.

Average RPI	Win:	193	WON-LOST	WINNING	LAST 10	STRENGTH OF	OPP. STRENGTH	TEAM	ADJ.	CONF.	ADJ CONF.
Average RPI	Loss:	87	RECORD	PCT. RANK	GAMES	SCHEDULE	OF SCHEDULE	RPI	RPI	RPI	RPI
DIV. I ONLY		6- 4		122	6-4	134	78	70	70	11	11
DIV. I NON-CONF.		5- 4		140	0- 0	121	76	74	74	11	11

TOTALS	RPI 1-25		RPI 26-50		W-L RECORDS	RPI 51-100		RPI 101-150		RPI 150+	
6- 4	0- 0		0- 1		OVERALL	0- 2		2- 0		4- 1	
4- 0	0- 0		0- 0		HOME	0- 0		1- 0		3- 0	
2- 4	0- 0		0- 1		AWAY	0- 2		1- 0		1- 1	
0- 0	0- 0		0- 0		NEUTRAL	0- 0		0- 0		0- 0	
5- 4	0- 0		0- 1		NON-CONFERENCE	0- 2		2- 0		3- 1	
3- 0	0- 0		0- 0		HOME	0- 0		1- 0		2- 0	
2- 4	0- 0		0- 1		AWAY	0- 2		1- 0		1- 1	
0- 0	0- 0		0- 0		NEUTRAL	0- 0		0- 0		0- 0	
1- 0	0- 0		0- 0		CONFERENCE	0- 0		0- 0		1- 0	
1- 0	0- 0		0- 0		HOME	0- 0		0- 0		1- 0	
0- 0	0- 0		0- 0		AWAY	0- 0		0- 0		0- 0	
0- 0	0- 0		0- 0		NEUTRAL	0- 0		0- 0		0- 0	

RPI 1-25				RPI 26-50				RPI 51-100				RPI 101+			
RPI	S	Opponent	Score	RPI	S	Opponent	Score	RPI	S	Opponent	Score	RPI	S	Opponent	Score
				48	A	BYU	50 70	51	A	Colorado	69 77	132	H	Chattanooga	68 65
								62	A	LSU	57 62	137	A	Colorado St.	53 47
												185	A	Air Force	57 69
												192	H	Denver	74 66
												211	H	Sacramento St.	82 69
												235	A	San Francisco	68 63
												251	H	SMU	58 57
LAST 12 Division I GAMES:															
				211	H	Sacramento St.	82 69	235	A	San Francisco	68 63				
				48	A	BYU	50 70	137	A	Colorado St.	53 47				
				132	H	Chattanooga	68 65	192	H	Denver	74 66				
				251	H	SMU	58 57	62	A	LSU	57 62				
				185	A	Air Force	57 69	51	A	Colorado	69 77				

Non-Div I Games:

Northern Colo.

Average RPI Win:	217	WON-LOST	WINNING	LAST 10	STRENGTH OF	OPP. STRENGTH	TEAM	ADJ.	CONF.	ADJ CONF.
Average RPI Loss:	53	RECORD	PCT. RANK	GAMES	SCHEDULE	OF SCHEDULE	RPI	RPI	RPI	RPI
DIV. I ONLY	7- 4	108	6-4	177	62	98	98	9	9	
DIV. I NON-CONF.	7- 4	108	1- 0	178	60	99	99	9	9	
<hr/>										
TOTALS	RPI 1-25	RPI 26-50	W-L RECORDS	RPI 51-100	RPI 101-150	RPI 150+				
7- 4	0- 2	0- 0	OVERALL	1- 1	1- 1	5- 0				
5- 0	0- 0	0- 0	HOME	1- 0	1- 0	3- 0				
0- 4	0- 2	0- 0	AWAY	0- 1	0- 1	0- 0				
2- 0	0- 0	0- 0	NEUTRAL	0- 0	0- 0	2- 0				
7- 4	0- 2	0- 0	NON-CONFERENCE	1- 1	1- 1	5- 0				
5- 0	0- 0	0- 0	HOME	1- 0	1- 0	3- 0				
0- 4	0- 2	0- 0	AWAY	0- 1	0- 1	0- 0				
2- 0	0- 0	0- 0	NEUTRAL	0- 0	0- 0	2- 0				
0- 0	0- 0	0- 0	CONFERENCE	0- 0	0- 0	0- 0				
0- 0	0- 0	0- 0	HOME	0- 0	0- 0	0- 0				
0- 0	0- 0	0- 0	AWAY	0- 0	0- 0	0- 0				
0- 0	0- 0	0- 0	NEUTRAL	0- 0	0- 0	0- 0				

RPI	S	Opponent	Score	RPI	S	Opponent	Score	RPI	S	Opponent	Score	RPI	S	Opponent	Score
6	A	Iowa St.	60 70					72	A	Montana	70 86	121	A	Southern Ill.	73 82
14	A	Indiana	73 91					74	H	UNI	70 59	127	H	Yale	89 80
												198	H	Eastern Ill.	78 59
												227	N	Nevada	98 69
												244	N	Western Ill.	86 61
												319	H	North Dakota St.	81 63
												331	H	Chicago St.	114 52
<hr/>															
LAST 12 Division I GAMES:															
74	H	UNI	70 59	227	N	Nevada	98 69								
6	A	Iowa St.	60 70	72	A	Montana	70 86								
331	H	Chicago St.	114 52	319	H	North Dakota St.	81 63								
198	H	Eastern Ill.	78 59	14	A	Indiana	73 91								
244	N	Western Ill.	86 61	127	H	Yale	89 80								
121	A	Southern Ill.	73 82												

Non-Div I Games:

Northern Ill.

Average RPI Win: 329

Average RPI Loss: 165

WON-LOST
RECORDWINNING
PCT. RANKLAST 10
GAMESSTRENGTH OF
SCHEDULEOPP. STRENGTH
OF SCHEDULETEAM
RPIADJ.
RPICONF.
RPIADJ CONF.
RPIDIV. I ONLY
DIV. I NON-CONF.1- 10
0- 9328
3361-9
0- 0147
85310
331301
314301
31418
1718
17

TOTALS

RPI 1-25

RPI 26-50

W-L RECORDS

RPI 51-100

RPI 101-150

RPI 150+

1- 10

0- 1

0- 1

OVERALL

0- 0

0- 2

1- 6

0- 2

0- 0

0- 1

HOME

0- 0

0- 0

0- 1

1- 5

0- 1

0- 0

AWAY

0- 0

0- 2

1- 2

0- 3

0- 0

0- 0

NEUTRAL

0- 0

0- 0

0- 3

0- 9

0- 1

0- 1

NON-CONFERENCE

0- 0

0- 1

0- 6

0- 2

0- 0

0- 1

HOME

0- 0

0- 0

0- 1

0- 4

0- 1

0- 0

AWAY

0- 0

0- 1

0- 2

0- 3

0- 0

0- 0

NEUTRAL

0- 0

0- 0

0- 3

1- 1

0- 0

0- 0

CONFERENCE

0- 0

0- 1

1- 0

0- 0

0- 0

0- 0

HOME

0- 0

0- 0

0- 0

1- 1

0- 0

0- 0

AWAY

0- 0

0- 1

1- 0

0- 0

0- 0

0- 0

NEUTRAL

0- 0

0- 0

0- 0

RPI 1-25

RPI 26-50

RPI 51-100

RPI 101+

Team's RPI: 301

RPI	S	Opponent	Score
7	A	Louisville	59 92

RPI	S	Opponent	Score
46	H	Belmont	53 71

RPI	S	Opponent	Score
-----	---	----------	-------

RPI	S	Opponent	Score
108	A	IUPUI	48 70
134	A	Providence	43 48
153	A	Kent St.	61 62
193	N	Pepperdine	46 51
194	H	Illinois St.	53 58
205	N	Akron	60 77
268	N	La Salle	56 74
329	A	UIC	67 49
345	A	Austin Peay	48 52

LAST 12 Division I GAMES:

193	N	Pepperdine	46	51	108	A	IUPUI	48	70
134	A	Providence	43	48	329	A	UIC	67	49
268	N	La Salle	56	74	46	H	Belmont	53	71
7	A	Louisville	59	92	205	N	Akron	60	77
194	H	Illinois St.	53	58	153	A	Kent St.	61	62
345	A	Austin Peay	48	52					

Non-Div I Games: Alderson Broaddus 73 32

Northern Ky.

Loss,
 Non-Conf,
 S Site,
 H Home
A Away
 N Neutral

Average RPI Win:	189	WON-LOST	WINNING	LAST 10	STRENGTH OF	OPP. STRENGTH	TEAM	ADJ.	CONF.	ADJ CONF.
Average RPI Loss:	48	RECORD	PCT. RANK	GAMES	SCHEDULE	OF SCHEDULE	RPI	RPI	RPI	RPI
DIV. I ONLY	7- 5	128	5-5	84	67	90	90	3	3	
DIV. I NON-CONF.	7- 4	108	0- 1	101	80	88	88	3	3	

TOTALS	RPI 1-25	RPI 26-50	W-L RECORDS	RPI 51-100	RPI 101-150	RPI 150+				
7- 5	0- 1	2- 2	OVERALL	0- 2	1- 0	4- 0				
4- 2	0- 1	1- 0	HOME	0- 1	1- 0	2- 0				
2- 2	0- 0	1- 1	AWAY	0- 1	0- 0	1- 0				
1- 1	0- 0	0- 1	NEUTRAL	0- 0	0- 0	1- 0				
7- 4	0- 1	2- 1	NON-CONFERENCE	0- 2	1- 0	4- 0				
4- 2	0- 1	1- 0	HOME	0- 1	1- 0	2- 0				
2- 1	0- 0	1- 0	AWAY	0- 1	0- 0	1- 0				
1- 1	0- 0	0- 1	NEUTRAL	0- 0	0- 0	1- 0				
0- 1	0- 0	0- 1	CONFERENCE	0- 0	0- 0	0- 0				
0- 0	0- 0	0- 0	HOME	0- 0	0- 0	0- 0				
0- 1	0- 0	0- 1	AWAY	0- 0	0- 0	0- 0				
0- 0	0- 0	0- 0	NEUTRAL	0- 0	0- 0	0- 0				

RPI 1-25				RPI 26-50				RPI 51-100 Team's RPI: 90				RPI 101+			
RPI	S	Opponent	Score	RPI	S	Opponent	Score	RPI	S	Opponent	Score	RPI	S	Opponent	Score
16	H	Marquette	57 76	32	A	Green Bay	57 55	53	A	DePaul	60 76	101	H	UT Martin	90 64
				34	N	Kansas	57 66	91	H	Pittsburgh	49 52	242	N	Wichita St.	65 43
				42	H	Duke	84 58					243	A	Florida	83 74
				47	A	Rutgers	41 45					329	H	UIC	87 44
												331	H	Chicago St.	97 35

LAST 12 Division I GAMES:															
331	H	Chicago St.	97 35	34	N	Kansas	57 66								
16	H	Marquette	57 76	47	A	Rutgers	41 45								
53	A	DePaul	60 76	242	N	Wichita St.	65 43								
91	H	Pittsburgh	49 52	329	H	UIC	87 44								
101	H	UT Martin	90 64	42	H	Duke	84 58								
243	A	Florida	83 74	32	A	Green Bay	57 55								

Non-Div I Games:

Northwestern

Average RPI Win: 350
Average RPI Loss: 156

WON-LOST
RECORD

WINNING
PCT. RANK

LAST 10
GAMES

STRENGTH OF
SCHEDULE

OPP. STRENGTH
OF SCHEDULE

TEAM
RPI

ADJ.
RPI

CONF.
RPI

ADJ CONF.
RPI

DIV. I ONLY
DIV. I NON-CONF.

1- 6
1- 6

318
317

5-5
0- 0

200
195

253
250

323
325

323
325

22
22

22
22

TOTALS

RPI 1-25

RPI 26-50

W-L RECORDS

RPI 51-100

RPI 101-150

RPI 150+

1- 6

0- 0

0- 0

OVERALL

0- 3

0- 1

1- 2

1- 1

0- 0

0- 0

HOME

0- 0

0- 0

1- 1

0- 5

0- 0

0- 0

AWAY

0- 3

0- 1

0- 1

0- 0

0- 0

0- 0

NEUTRAL

0- 0

0- 0

0- 0

1- 6

0- 0

0- 0

NON-CONFERENCE

0- 3

0- 1

1- 2

1- 1

0- 0

0- 0

HOME

0- 0

0- 0

1- 1

0- 5

0- 0

0- 0

AWAY

0- 3

0- 1

0- 1

0- 0

0- 0

0- 0

NEUTRAL

0- 0

0- 0

0- 0

0- 0

0- 0

0- 0

CONFERENCE

0- 0

0- 0

0- 0

0- 0

0- 0

0- 0

HOME

0- 0

0- 0

0- 0

0- 0

0- 0

0- 0

AWAY

0- 0

0- 0

0- 0

0- 0

0- 0

0- 0

NEUTRAL

0- 0

0- 0

0- 0

RPI 1-25

RPI 26-50

RPI 51-100

RPI 101+







Team's RPI: 323








RPI S Opponent Score

RPI S Opponent Score














RPI S Opponent Score

RPI S Opponent Score

52  Arkansas 53  98
75  Texas 66  104
94  Alabama 73  87

143  Oklahoma 56  93
252  Southern Miss. 54  69
322  La. -Monroe 55  63
350  Alabama 78 65

LAST 12 Division I GAMES:

252  Southern Miss. 54  69 75  Texas 66  104
350  Alabama 78 65 94  Alabama 73  87
143  Oklahoma 56  93 322  La. -Monroe 55  63
52  Arkansas 53  98

Non-Div I Games:

Loyola (LA)

71 66

Central Baptist

82 56






LeTourneau

100 40

Centenary (LA)

94 51

Northwestern St.

 Loss,  Non-Conf,  S Site,  H Home  A Away N Neutral

Average RPI Win:	81	WON-LOST	WINNING	LAST 10	STRENGTH OF	OPP. STRENGTH	TEAM	ADJ.	CONF.	ADJ CONF.
Average RPI Loss:	2	RECORD	PCT. RANK	GAMES	SCHEDULE	OF SCHEDULE	RPI	RPI	RPI	RPI

DIV. I ONLY	12- 1	11	9-1	4	37	1	1	1	1
DIV. I NON-CONF.	12- 1	11	1- 0	4	39	1	1	1	1

TOTALS	RPI 1-25	RPI 26-50	W-L RECORDS	RPI 51-100	RPI 101-150	RPI 150+			
12- 1	4- 1	0- 0	OVERALL	5- 0	1- 0	2- 0			
6- 1	1- 1	0- 0	HOME	2- 0	1- 0	2- 0			
3- 0	1- 0	0- 0	AWAY	2- 0	0- 0	0- 0			
3- 0	2- 0	0- 0	NEUTRAL	1- 0	0- 0	0- 0			
12- 1	4- 1	0- 0	NON-CONFERENCE	5- 0	1- 0	2- 0			
6- 1	1- 1	0- 0	HOME	2- 0	1- 0	2- 0			
3- 0	1- 0	0- 0	AWAY	2- 0	0- 0	0- 0			
3- 0	2- 0	0- 0	NEUTRAL	1- 0	0- 0	0- 0			
0- 0	0- 0	0- 0	CONFERENCE	0- 0	0- 0	0- 0			
0- 0	0- 0	0- 0	HOME	0- 0	0- 0	0- 0			
0- 0	0- 0	0- 0	AWAY	0- 0	0- 0	0- 0			
0- 0	0- 0	0- 0	NEUTRAL	0- 0	0- 0	0- 0			

RPI S Opponent Score	RPI S Opponent Score	RPI S Opponent Score	RPI S Opponent Score
2 H UConn 71 89	53 A DePaul 101 77	145 H Lehigh 95 68	
10 N Drake 82 64	59 N Oregon St. 91 81	159 H Western Ky. 94 53	
11 N Gonzaga 81 65	77 A Toledo 72 56	259 H Binghamton 103 53	
12 H Iowa 105 71	82 H Harvard 103 58		
16 A Marquette 87 63	87 H Penn 75 55		
LAST 12 Division I GAMES:			
59 N Oregon St. 91 81	145 H Lehigh 95 68		
10 N Drake 82 64	16 A Marquette 87 63		
12 H Iowa 105 71	159 H Western Ky. 94 53		
11 N Gonzaga 81 65	259 H Binghamton 103 53		
53 A DePaul 101 77	77 A Toledo 72 56		
87 H Penn 75 55	2 H UConn 71 89		

Non-Div I Games:

Notre Dame

Average RPI Win:	327	WON-LOST	WINNING	LAST 10	STRENGTH OF	OPP. STRENGTH	TEAM	ADJ.	CONF.	ADJ CONF.
Average RPI Loss:	123	RECORD	PCT. RANK	GAMES	SCHEDULE	OF SCHEDULE	RPI	RPI	RPI	RPI
DIV. I ONLY	1- 10	328	2-8	19	311	245	245	18	18	
DIV. I NON-CONF.	1- 8	321	0- 0	9	327	213	213	17	17	

TOTALS	RPI 1-25	RPI 26-50	W-L RECORDS	RPI 51-100	RPI 101-150	RPI 150+				
1- 10	0- 2	0- 1	OVERALL	0- 0	0- 3	1- 4				
1- 5	0- 2	0- 0	HOME	0- 0	0- 2	1- 1				
0- 4	0- 0	0- 1	AWAY	0- 0	0- 1	0- 2				
0- 1	0- 0	0- 0	NEUTRAL	0- 0	0- 0	0- 1				
1- 8	0- 2	0- 1	NON-CONFERENCE	0- 0	0- 2	1- 3				
1- 3	0- 2	0- 0	HOME	0- 0	0- 1	1- 0				
0- 4	0- 0	0- 1	AWAY	0- 0	0- 1	0- 2				
0- 1	0- 0	0- 0	NEUTRAL	0- 0	0- 0	0- 1				
0- 2	0- 0	0- 0	CONFERENCE	0- 0	0- 1	0- 1				
0- 2	0- 0	0- 0	HOME	0- 0	0- 1	0- 1				
0- 0	0- 0	0- 0	AWAY	0- 0	0- 0	0- 0				
0- 0	0- 0	0- 0	NEUTRAL	0- 0	0- 0	0- 0				

RPI 1-25				RPI 26-50				RPI 51-100				RPI 101+ Team's RPI: 245			
RPI	S	Opponent	Score	RPI	S	Opponent	Score	RPI	S	Opponent	Score	RPI	S	Opponent	Score
14	H	Indiana	32 59	45	A	Central Mich.	61 104					107	H	Michigan	59 85
21	H	Michigan St.	58 102									126	H	Youngstown St.	55 69
												138	A	Bradley	64 73
												153	A	Kent St.	65 75
												194	A	Illinois St.	56 62
												205	N	Akron	65 85
												224	H	Cleveland St.	62 64
												327	H	Canisius	71 60

LAST 12 Division I GAMES:															
126	H	Youngstown St.	55 69	107	H	Michigan	59 85								
224	H	Cleveland St.	62 64	21	H	Michigan St.	58 102								
205	N	Akron	65 85	138	A	Bradley	64 73								
14	H	Indiana	32 59	194	A	Illinois St.	56 62								
45	A	Central Mich.	61 104	327	H	Canisius	71 60								
				153	A	Kent St.	65 75								

Non-Div I Games: Grace Bible (MI) 94 48 Rochester College 64 46

Oakland

Average RPI Win:	182	WON-LOST	WINNING	LAST 10	STRENGTH OF	OPP. STRENGTH	TEAM	ADJ.	CONF.	ADJ CONF.
Average RPI Loss:	0	RECORD	PCT. RANK	GAMES	SCHEDULE	OF SCHEDULE	RPI	RPI	RPI	RPI
DIV. I ONLY	11- 0	1	10-0	333	3	57	57	9	9	
DIV. I NON-CONF.	11- 0	1	1- 0	332	3	56	56	9	9	

TOTALS	RPI 1-25	RPI 26-50	W-L RECORDS	RPI 51-100	RPI 101-150	RPI 150+				
11- 0	0- 0	1- 0	OVERALL	1- 0	1- 0	8- 0				
6- 0	0- 0	0- 0	HOME	1- 0	0- 0	5- 0				
3- 0	0- 0	0- 0	AWAY	0- 0	1- 0	2- 0				
2- 0	0- 0	1- 0	NEUTRAL	0- 0	0- 0	1- 0				
11- 0	0- 0	1- 0	NON-CONFERENCE	1- 0	1- 0	8- 0				
6- 0	0- 0	0- 0	HOME	1- 0	0- 0	5- 0				
3- 0	0- 0	0- 0	AWAY	0- 0	1- 0	2- 0				
2- 0	0- 0	1- 0	NEUTRAL	0- 0	0- 0	1- 0				
0- 0	0- 0	0- 0	CONFERENCE	0- 0	0- 0	0- 0				
0- 0	0- 0	0- 0	HOME	0- 0	0- 0	0- 0				
0- 0	0- 0	0- 0	AWAY	0- 0	0- 0	0- 0				
0- 0	0- 0	0- 0	NEUTRAL	0- 0	0- 0	0- 0				

RPI 1-25				RPI 26-50				RPI 51-100				Team's RPI : 57				RPI 101+			
RPI	S	Opponent	Score	RPI	S	Opponent	Score	RPI	S	Opponent	Score	RPI	S	Opponent	Score	RPI	S	Opponent	Score
				28	N	Lamar University	87 62	60	H	Purdue	80 73	108	A	IUPUI	73 66				
												155	H	UNCW	95 72				
												181	A	American	77 67				
												224	H	Cleveland St.	72 54				
												231	H	Coppin St.	87 62				
												236	N	St. Bonaventure	70 53				
												248	H	Eastern Ky.	100 60				
												259	H	Binghamton	86 49				
												267	A	Richmond	109 58				
LAST 12 Division I GAMES:																			
				181	A	American	77 67	231	H	Coppin St.	87 62								
				267	A	Richmond	109 58	60	H	Purdue	80 73								
				108	A	IUPUI	73 66	224	H	Cleveland St.	72 54								
				259	H	Binghamton	86 49	28	N	Lamar University	87 62								
				155	H	UNCW	95 72	236	N	St. Bonaventure	70 53								
								248	H	Eastern Ky.	100 60								

Non-Div I Games:

Ohio

Average RPI Win: 188

Average RPI Loss: 65

WON-LOST
RECORDWINNING
PCT. RANKLAST 10
GAMESSTRENGTH OF
SCHEDULEOPP. STRENGTH
OF SCHEDULETEAM
RPIADJ.
RPICONF.
RPIADJ CONF.
RPIDIV. I ONLY
DIV. I NON-CONF.4- 6
4- 5211
1894-6
0- 018
2052
64115
110115
1103
33
3

TOTALS

RPI 1-25

RPI 26-50

W-L RECORDS

RPI 51-100

RPI 101-150

RPI 150+

4- 6 0- 2
4- 1 0- 0
0- 3 0- 1
0- 2 0- 11- 1
1- 0
0- 0
0- 1OVERALL
HOME
AWAY
NEUTRAL0- 1
0- 0
0- 1
0- 01- 2
1- 1
0- 1
0- 02- 0
2- 0
0- 0
0- 04- 5 0- 2
4- 1 0- 0
0- 2 0- 1
0- 2 0- 11- 1
1- 0
0- 0
0- 1NON-CONFERENCE
HOME
AWAY
NEUTRAL0- 0
0- 0
0- 0
0- 01- 2
1- 1
0- 1
0- 02- 0
2- 0
0- 0
0- 00- 1 0- 0
0- 0 0- 0
0- 1 0- 0
0- 0 0- 00- 0
0- 0
0- 0
0- 0CONFERENCE
HOME
AWAY
NEUTRAL0- 1
0- 0
0- 1
0- 00- 0
0- 0
0- 0
0- 00- 0
0- 0
0- 0
0- 0

RPI 1-25

RPI	S	Opponent	Score
2	A	UConn	53 85
19	N	Butler	53 66

RPI 26-50

RPI	S	Opponent	Score
40	N	Virginia Tech	73 81
44	H	North Carolina	76 69

RPI 51-100

RPI	S	Opponent	Score
60	A	Purdue	42 60

RPI 101+

Team's RPI: 115

RPI	S	Opponent	Score
120	A	Washington	59 69
140	H	Cincinnati	69 56
146	H	South Fla.	47 71
243	H	Florida	46 41
324	H	Detroit Mercy	55 41

LAST 12 Division I GAMES:

60	A	Purdue	42	60	120	A	Washington	59	69
40	N	Virginia Tech	73	81	140	H	Cincinnati	69	56
19	N	Butler	53	66	44	H	North Carolina	76	69
243	H	Florida	46	41	2	A	UConn	53	85
					324	H	Detroit Mercy	55	41
					146	H	South Fla.	47	71

Ohio St.

Ohio St.

Non-Div I Games:

Ohio St.

■ Loss,
 ■ Non-Conf,
 ■ S Site,
 ■ H Home
 ■ A Away
 N Neutral

Oklahoma

Through Games Of Dec. 30, 2018											
Average RPI Win: 250		WON-LOST RECORD		WINNING PCT. RANK		LAST 10 GAMES		STRENGTH OF SCHEDULE		OPP. STRENGTH OF SCHEDULE	
Average RPI Loss: 70										TEAM RPI	
DIV. I ONLY		4- 7		231		3-7		27		151	
DIV. I NON-CONF.		4- 7		228		0- 1		30		149	
TOTALS		RPI 1-25		RPI 26-50		W-L RECORDS		RPI 51-100		RPI 101-150	
4- 7		0- 1		0- 2		OVERALL		0- 2		0- 2	
3- 2		0- 1		0- 0		HOME		0- 1		0- 0	
1- 3		0- 0		0- 2		AWAY		0- 0		0- 1	
0- 2		0- 0		0- 0		NEUTRAL		0- 1		0- 1	
4- 7		0- 1		0- 2		NON-CONFERENCE		0- 2		0- 2	
3- 2		0- 1		0- 0		HOME		0- 1		0- 0	
1- 3		0- 0		0- 2		AWAY		0- 0		0- 1	
0- 2		0- 0		0- 0		NEUTRAL		0- 1		0- 1	
0- 0		0- 0		0- 0		CONFERENCE		0- 0		0- 0	
0- 0		0- 0		0- 0		HOME		0- 0		0- 0	
0- 0		0- 0		0- 0		AWAY		0- 0		0- 0	
0- 0		0- 0		0- 0		NEUTRAL		0- 0		0- 0	

RPI 1-25				RPI 26-50				RPI 51-100				RPI 101+ Team's RPI: 143			
RPI	S	Opponent	Score	RPI	S	Opponent	Score	RPI	S	Opponent	Score	RPI	S	Opponent	Score
2	H	UConn	63 72	27	A	New Mexico	80 84	53	H	DePaul	76 87	141	N	UAB	84 89
				29	A	Auburn	79 95	89	N	Clemson	62 74	146	A	South Fla.	70 87
												159	H	Western Ky.	90 83
												251	A	SMU	77 61
												266	H	Central Ark.	65 52
												323	H	Northwestern St.	93 56
LAST 12 Division I GAMES:															
89	N	Clemson	62 74	27	A	New Mexico	80 84	141	N	UAB	84 89				
251	A	SMU	77 61	146	A	South Fla.	70 87								
2	H	UConn	63 72	323	H	Northwestern St.	93 56								
53	H	DePaul	76 87	159	H	Western Ky.	90 83								
266	H	Central Ark.	65 52												
29	A	Auburn	79 95												

Non-Div I Games:

Oklahoma

Average RPI Win:	188	WON-LOST	WINNING	LAST 10	STRENGTH OF	OPP. STRENGTH	TEAM	ADJ.	CONF.	ADJ CONF.
Average RPI Loss:	31	RECORD	PCT. RANK	GAMES	SCHEDULE	OF SCHEDULE	RPI	RPI	RPI	RPI
DIV. I ONLY	9- 2	43	8-2	275	15	100	100	5	5	
DIV. I NON-CONF.	9- 2	43	1- 0	273	16	101	101	5	5	

TOTALS	RPI 1-25	RPI 26-50	W-L RECORDS	RPI 51-100	RPI 101-150	RPI 150+				
9- 2	0- 1	0- 1	OVERALL	0- 0	2- 0	7- 0				
8- 1	0- 1	0- 0	HOME	0- 0	2- 0	6- 0				
1- 1	0- 0	0- 1	AWAY	0- 0	0- 0	1- 0				
0- 0	0- 0	0- 0	NEUTRAL	0- 0	0- 0	0- 0				
9- 2	0- 1	0- 1	NON-CONFERENCE	0- 0	2- 0	7- 0				
8- 1	0- 1	0- 0	HOME	0- 0	2- 0	6- 0				
1- 1	0- 0	0- 1	AWAY	0- 0	0- 0	1- 0				
0- 0	0- 0	0- 0	NEUTRAL	0- 0	0- 0	0- 0				
0- 0	0- 0	0- 0	CONFERENCE	0- 0	0- 0	0- 0				
0- 0	0- 0	0- 0	HOME	0- 0	0- 0	0- 0				
0- 0	0- 0	0- 0	AWAY	0- 0	0- 0	0- 0				
0- 0	0- 0	0- 0	NEUTRAL	0- 0	0- 0	0- 0				

RPI 1-25				RPI 26-50				RPI 51-100				Team's RPI: 100				RPI 101+			
RPI	S	Opponent	Score	RPI	S	Opponent	Score	RPI	S	Opponent	Score	RPI	S	Opponent	Score	RPI	S	Opponent	Score
25	H	Tennessee	63 76	37	A	UCLA	59 71									123	H	Oral Roberts	89 69
																129	H	Grambling	86 40
																168	H	Texas St.	66 55
																176	H	Arkansas St.	62 60
																179	H	Prairie View	70 50
																184	H	UC Riverside	76 51
																212	H	Samford	82 62
																242	A	Wichita St.	60 47
																277	H	Houston Baptist	77 44
LAST 12 Division I GAMES:																			
123	H	Oral Roberts	89 69	129	H	Grambling	86 40												
37	A	UCLA	59 71	212	H	Samford	82 62												
277	H	Houston Baptist	77 44	179	H	Prairie View	70 50												
25	H	Tennessee	63 76	184	H	UC Riverside	76 51												
168	H	Texas St.	66 55	176	H	Arkansas St.	62 60												
242	A	Wichita St.	60 47																

Non-Div I Games:

Oklahoma St.

Average RPI	Win:	171	WON-LOST	WINNING	LAST 10	STRENGTH OF	OPP. STRENGTH	TEAM	ADJ.	CONF.	ADJ CONF.
Average RPI	Loss:	62	RECORD	PCT. RANK	GAMES	SCHEDULE	OF SCHEDULE	RPI	RPI	RPI	RPI
DIV. I ONLY		9- 3		59	7-3	56	117	31	31	19	19
DIV. I NON-CONF.		9- 3		62	0- 1	56	116	32	32	19	19

TOTALS	RPI 1-25		RPI 26-50		W-L RECORDS	RPI 51-100		RPI 101-150		RPI 150+	
9- 3	0- 1		0- 1		OVERALL	1- 0		3- 1		5- 0	
4- 1	0- 0		0- 0		HOME	0- 0		1- 1		3- 0	
3- 1	0- 1		0- 0		AWAY	1- 0		1- 0		1- 0	
2- 1	0- 0		0- 1		NEUTRAL	0- 0		1- 0		1- 0	
9- 3	0- 1		0- 1		NON-CONFERENCE	1- 0		3- 1		5- 0	
4- 1	0- 0		0- 0		HOME	0- 0		1- 1		3- 0	
3- 1	0- 1		0- 0		AWAY	1- 0		1- 0		1- 0	
2- 1	0- 0		0- 1		NEUTRAL	0- 0		1- 0		1- 0	
0- 0	0- 0		0- 0		CONFERENCE	0- 0		0- 0		0- 0	
0- 0	0- 0		0- 0		HOME	0- 0		0- 0		0- 0	
0- 0	0- 0		0- 0		AWAY	0- 0		0- 0		0- 0	
0- 0	0- 0		0- 0		NEUTRAL	0- 0		0- 0		0- 0	

RPI	S	Opponent	Score	RPI	S	Opponent	Score	RPI	S	Opponent	Score	RPI	S	Opponent	Score
8	A	NC State	56 85	43	N	Saint Mary's (CA)	65 83	66	A	Tulane	56 48	105	N	Tennessee Tech	80 73
												117	H	VCU	60 57
												136	H	Virginia	67 73
												140	A	Cincinnati	76 72
												177	H	William & Mary	83 69
												190	A	Campbell	83 59
												228	N	Jacksonville	78 76
												231	H	Coppin St.	81 51
												285	H	Norfolk St.	69 53

LAST 12 Division I GAMES:															
66	A	Tulane	56 48	43	N	Saint Mary's (CA)	65 83	231	H	Coppin St.	81 51				
117	H	VCU	60 57					136	H	Virginia	67 73				
177	H	William & Mary	83 69					140	A	Cincinnati	76 72				
8	A	NC State	56 85					285	H	Norfolk St.	69 53				
105	N	Tennessee Tech	80 73					190	A	Campbell	83 59				
228	N	Jacksonville	78 76												

Non-Div I Games:

Old Domini on

Average RPI	Win: 299	WON-LOST RECORD	WINNING PCT. RANK	LAST 10 GAMES	STRENGTH OF SCHEDULE	OPP. STRENGTH OF SCHEDULE	TEAM RPI	ADJ. RPI	CONF. RPI	ADJ CONF. RPI
Average RPI	Loss: 105									
DIV. I ONLY		6- 8	197	3-7	148	271	256	256	6	6
DIV. I NON-CONF.		6- 8	200	1- 0	149	269	253	253	6	6

TOTALS	RPI 1-25		RPI 26-50	W-L RECORDS	RPI 51-100		RPI 101-150		RPI 150+	
6- 8	0- 1		0- 0	OVERALL	0- 2		0- 2		6- 3	
6- 4	0- 0		0- 0	HOME	0- 0		0- 2		6- 2	
0- 1	0- 0		0- 0	AWAY	0- 0		0- 0		0- 1	
0- 3	0- 1		0- 0	NEUTRAL	0- 2		0- 0		0- 0	
6- 8	0- 1		0- 0	NON-CONFERENCE	0- 2		0- 2		6- 3	
6- 4	0- 0		0- 0	HOME	0- 0		0- 2		6- 2	
0- 1	0- 0		0- 0	AWAY	0- 0		0- 0		0- 1	
0- 3	0- 1		0- 0	NEUTRAL	0- 2		0- 0		0- 0	
0- 0	0- 0		0- 0	CONFERENCE	0- 0		0- 0		0- 0	
0- 0	0- 0		0- 0	HOME	0- 0		0- 0		0- 0	
0- 0	0- 0		0- 0	AWAY	0- 0		0- 0		0- 0	
0- 0	0- 0		0- 0	NEUTRAL	0- 0		0- 0		0- 0	

O
l
e
M
i
s
s

RPI 1-25				RPI 26-50				RPI 51-100				RPI 101+ Team's RPI: 256			
RPI	S	Opponent	Score	RPI	S	Opponent	Score	RPI	S	Opponent	Score	RPI	S	Opponent	Score
2	N	UConn	50 90					60	N	Purdue	59 70	108	H	IUPUI	58 66
								71	N	St. John's (NY)	59 64	114	H	TCU	50 55
												156	H	Troy	54 71
												160	A	Louisiana Tech	71 80
												165	H	Jacksonville St.	49 60
												222	H	Temple	62 55
												285	H	Norfolk St.	60 42
												302	H	North Florida	82 69
												316	H	Louisiana	79 57
												326	H	Western Mich.	69 66
												343	H	Savannah St.	74 51

LAST 12 Division I GAMES:															
160	A	Louisiana Tech	71 80	302	H	North Florida	82 69								
316	H	Louisiana	79 57	156	H	Troy	54 71								
343	H	Savannah St.	74 51	60	N	Purdue	59 70								
165	H	Jacksonville St.	49 60	2	N	UConn	50 90								
114	H	TCU	50 55	326	H	Western Mich.	69 66								
71	N	St. John's (NY)	59 64	222	H	Temple	62 55								

Non-Div I Games:

Ole Miss

O
l
e
M
i
s
s

Omaha				Through Games Of Dec. 30, 2018																
Average RPI Win: 317		WON-LOST RECORD		WINNING PCT. RANK		LAST 10 GAMES		STRENGTH OF SCHEDULE		OPP. STRENGTH OF SCHEDULE		TEAM RPI		ADJ. RPI		CONF. RPI		ADJ CONF. RPI		
Average RPI Loss: 125		4- 9		252		4-6		273		219		296		296		17		17		
DIV. I ONLY		4- 7		228		1- 0		279		214		275		275		18		18		
DIV. I NON-CONF.																				
TOTALS		RPI 1-25		RPI 26-50		W-L RECORDS		RPI 51-100		RPI 101-150		RPI 150+								
4- 9		0- 0		0- 0		OVERALL		0- 3		0- 4		4- 2								
2- 4		0- 0		0- 0		HOME		0- 0		0- 3		2- 1								
1- 4		0- 0		0- 0		AWAY		0- 3		0- 1		1- 0								
1- 1		0- 0		0- 0		NEUTRAL		0- 0		0- 0		1- 1								
4- 7		0- 0		0- 0		NON-CONFERENCE		0- 3		0- 3		4- 1								
2- 2		0- 0		0- 0		HOME		0- 0		0- 2		2- 0								
1- 4		0- 0		0- 0		AWAY		0- 3		0- 1		1- 0								
1- 1		0- 0		0- 0		NEUTRAL		0- 0		0- 0		1- 1								
0- 2		0- 0		0- 0		CONFERENCE		0- 0		0- 1		0- 1								
0- 2		0- 0		0- 0		HOME		0- 0		0- 1		0- 1								
0- 0		0- 0		0- 0		AWAY		0- 0		0- 0		0- 0								
0- 0		0- 0		0- 0		NEUTRAL		0- 0		0- 0		0- 0								
RPI 1-25		RPI 26-50		RPI 51-100		Team's RPI: 296														
RPI	S	Opponent	Score	RPI	S	Opponent	Score	RPI	S	Opponent	Score	RPI	S	Opponent	Score					
								64	A	Creighton	51 66	123	H	Oral Roberts	56 71					
								69	A	Kansas St.	46 61	135	A	Montana St.	56 59					
								74	A	UNI	50 79	138	H	Bradley	60 80					
												142	H	CSUN	52 64					
												190	N	Campbel l	52 65					
												192	H	Denver	68 95					
												299	H	CSU Bakersfi eld	53 46					
												315	H	USC Upstate	96 69					
												324	A	Detroit Mercy	51 42					
												328	N	Fl ori da A&M	57 50					
LAST 12 Di v i s i o n I GAMES:																				
											</									

Average RPI Win: 216 WON-LOST RECORD WINNING PCT. RANK LAST 10 GAMES STRENGTH OF SCHEDULE OPP. STRENGTH OF SCHEDULE TEAM RPI ADJ. RPI CONF. RPI ADJ CONF. RPI

DIV. I ONLY	6- 6	161	7-3	143	94	123	123	17	17
DIV. I NON-CONF.	5- 6	176	0- 0	120	69	128	128	18	18
TOTALS	RPI 1-25	RPI 26-50	W-L RECORDS	RPI 51-100	RPI 101-150	RPI 150+			
6- 6	0- 1	0- 1	OVERALL	0- 2	0- 1	6- 1			
2- 2	0- 0	0- 0	HOME	0- 0	0- 1	2- 1			
4- 4	0- 1	0- 1	AWAY	0- 2	0- 0	4- 0			
0- 0	0- 0	0- 0	NEUTRAL	0- 0	0- 0	0- 0			
5- 6	0- 1	0- 1	NON-CONFERENCE	0- 2	0- 1	5- 1			
2- 2	0- 0	0- 0	HOME	0- 0	0- 1	2- 1			
3- 4	0- 1	0- 1	AWAY	0- 2	0- 0	3- 0			
0- 0	0- 0	0- 0	NEUTRAL	0- 0	0- 0	0- 0			
1- 0	0- 0	0- 0	CONFERENCE	0- 0	0- 0	1- 0			
0- 0	0- 0	0- 0	HOME	0- 0	0- 0	0- 0			
1- 0	0- 0	0- 0	AWAY	0- 0	0- 0	1- 0			
0- 0	0- 0	0- 0	NEUTRAL	0- 0	0- 0	0- 0			

RPI S Opponent Score	RPI S Opponent Score	RPI S Opponent Score	RPI S Opponent Score
12 A Iowa 77 90	34 A Kansas 58 70	52 A Arkansas 61 74	119 H UT Arlington 62 80
		100 A Oklahoma St. 69 89	161 A Sam Houston St. 73 62
			168 A Texas St. 81 64
			173 H UMKC 75 64
			183 H Tulsa 68 76
			218 H Southern Utah 64 59
			277 A Houston Baptist 74 56
			296 A Omaha 71 56
Team's RPI: 123			
LAST 12 Division I GAMES:			
277 A Houston Baptist 74 56	296 A Omaha 71 56	100 A Oklahoma St. 69 89	173 H UMKC 75 64
161 A Sam Houston St. 73 62			183 H Tulsa 68 76
119 H UT Arlington 62 80			34 A Kansas 58 70
218 H Southern Utah 64 59			12 A Iowa 77 90
52 A Arkansas 61 74			
168 A Texas St. 81 64			

Non-Div I Games: Harris-Stowe 74 46 Cent. Christian (KS) 47

Average RPI Win: 104

Average RPI Loss: 21

WON-LOST
RECORDWINNING
PCT. RANKLAST 10
GAMESSTRENGTH OF
SCHEDULEOPP. STRENGTH
OF SCHEDULETEAM
RPIADJ.
RPICONF.
RPIADJ CONF.
RPIDIV. I ONLY
DIV. I NON-CONF.10- 1
10- 122
199-1
0- 012
1344
453
33
32
22
2

TOTALS

RPI 1-25

RPI 26-50

W-L RECORDS

RPI 51-100

RPI 101-150

RPI 150+

10- 1

2- 1

2- 0

OVERALL

1- 0

2- 0

3- 0

6- 0

2- 0

0- 0

HOME

1- 0

1- 0

2- 0

3- 1

0- 1

2- 0

AWAY

0- 0

1- 0

0- 0

1- 0

0- 0

0- 0

NEUTRAL

0- 0

0- 0

1- 0

10- 1

2- 1

2- 0

NON-CONFERENCE

1- 0

2- 0

3- 0

6- 0

2- 0

0- 0

HOME

1- 0

1- 0

2- 0

3- 1

0- 1

2- 0

AWAY

0- 0

1- 0

0- 0

1- 0

0- 0

0- 0

NEUTRAL

0- 0

0- 0

1- 0

0- 0

0- 0

0- 0

CONFERENCE

0- 0

0- 0

0- 0

0- 0

0- 0

0- 0

HOME

0- 0

0- 0

0- 0

0- 0

0- 0

0- 0

AWAY

0- 0

0- 0

0- 0

0- 0

0- 0

0- 0

NEUTRAL

0- 0

0- 0

0- 0

RPI 1-25

Team's RPI: 3

RPI 26-50

RPI 51-100

RPI 101+

RPI	S	Opponent	Score
5	H	Syracuse	75 73
18	H	Mississippi St.	82 74
21	A	Michigan St.	82 88

RPI	S	Opponent	Score
33	A	South Dakota St.	87 79
43	A	Saint Mary's (CA)	79 55

RPI	S	Opponent	Score
63	H	Buffalo	102 82

RPI	S	Opponent	Score
122	H	UC Irvine	115 69
144	A	Utah St.	88 58
184	N	UC Riverside	94 44
185	H	Air Force	82 36
241	H	Long Beach St.	110 48

LAST 12 Division I GAMES:

18	H	Mississippi St.	82 74	122	H	UC Irvine	115 69
33	A	South Dakota St.	87 79	185	H	Air Force	82 36
21	A	Michigan St.	82 88	63	H	Buffalo	102 82
241	H	Long Beach St.	110 48	144	A	Utah St.	88 58
43	A	Saint Mary's (CA)	79 55	5	H	Syracuse	75 73
184	N	UC Riverside	94 44				

Oregon

Oregon

Non-Div I Games:

Concordia Portland 110 49

Alas. Fairbanks

115 36

Oregon

Loss, Non-Conf, S Site, H Home A Away N Neutral

Average RPI Win:	174	WON-LOST	WINNING	LAST 10	STRENGTH OF	OPP. STRENGTH	TEAM	ADJ.	CONF.	ADJ CONF.
Average RPI Loss:	20	RECORD	PCT. RANK	GAMES	SCHEDULE	OF SCHEDULE	RPI	RPI	RPI	RPI
DIV. I ONLY	10- 2	36	8-2	213	11	59	59	2	2	
DIV. I NON-CONF.	10- 2	37	0- 1	211	13	58	58	2	2	

TOTALS	RPI 1-25	RPI 26-50	W-L RECORDS	RPI 51-100	RPI 101-150	RPI 150+				
10- 2	0- 1	2- 1	OVERALL	1- 0	0- 0	7- 0				
7- 0	0- 0	2- 0	HOME	0- 0	0- 0	5- 0				
0- 0	0- 0	0- 0	AWAY	0- 0	0- 0	0- 0				
3- 2	0- 1	0- 1	NEUTRAL	1- 0	0- 0	2- 0				
10- 2	0- 1	2- 1	NON-CONFERENCE	1- 0	0- 0	7- 0				
7- 0	0- 0	2- 0	HOME	0- 0	0- 0	5- 0				
0- 0	0- 0	0- 0	AWAY	0- 0	0- 0	0- 0				
3- 2	0- 1	0- 1	NEUTRAL	1- 0	0- 0	2- 0				
0- 0	0- 0	0- 0	CONFERENCE	0- 0	0- 0	0- 0				
0- 0	0- 0	0- 0	HOME	0- 0	0- 0	0- 0				
0- 0	0- 0	0- 0	AWAY	0- 0	0- 0	0- 0				
0- 0	0- 0	0- 0	NEUTRAL	0- 0	0- 0	0- 0				

RPI 1-25				RPI 26-50				RPI 51-100 Team's RPI: 59				RPI 101+			
RPI	S	Opponent	Score	RPI	S	Opponent	Score	RPI	S	Opponent	Score	RPI	S	Opponent	Score
1	N	Notre Dame	81 91	38	N	Texas A&M	70 76	56	N	South Carolina	70 68	159	N	Western Ky.	74 60
				42	H	Duke	71 57					163	H	Santa Clara	82 31
				43	H	Saint Mary's (CA)	89 56					178	H	Ark. -Pine Bluff	89 33
												233	N	Eastern Wash.	93 45
												268	H	La Salle	100 46
												294	H	Cal Poly	79 54
												299	H	CSU Bakersfield	92 52

LAST 12 Division I GAMES:															
				42	H	Duke	71 57	1	N	Notre Dame	81 91				
				38	N	Texas A&M	70 76	56	N	South Carolina	70 68				
				233	N	Eastern Wash.	93 45	299	H	CSU Bakersfield	92 52				
				163	H	Santa Clara	82 31	43	H	Saint Mary's (CA)	89 56				
				268	H	La Salle	100 46	178	H	Ark. -Pine Bluff	89 33				
				159	N	Western Ky.	74 60	294	H	Cal Poly	79 54				

Non-Div I Games:

Oregon St.

Average RPI	Win:	223	WON-LOST	WINNING	LAST 10	STRENGTH OF	OPP. STRENGTH	TEAM	ADJ.	CONF.	ADJ CONF.
Average RPI	Loss:	20	RECORD	PCT. RANK	GAMES	SCHEDULE	OF SCHEDULE	RPI	RPI	RPI	RPI
DIV. I ONLY		7- 3		81	7-3	222	59	85	85	7	7
DIV. I NON-CONF.		7- 3		82	1- 0	220	58	83	83	7	7

TOTALS	RPI 1-25		RPI 26-50		W-L RECORDS	RPI 51-100		RPI 101-150		RPI 150+	
7- 3	0- 2		1- 1		OVERALL	1- 0		0- 0		5- 0	
4- 0	0- 0		1- 0		HOME	0- 0		0- 0		3- 0	
3- 2	0- 1		0- 1		AWAY	1- 0		0- 0		2- 0	
0- 1	0- 1		0- 0		NEUTRAL	0- 0		0- 0		0- 0	
7- 3	0- 2		1- 1		NON-CONFERENCE	1- 0		0- 0		5- 0	
4- 0	0- 0		1- 0		HOME	0- 0		0- 0		3- 0	
3- 2	0- 1		0- 1		AWAY	1- 0		0- 0		2- 0	
0- 1	0- 1		0- 0		NEUTRAL	0- 0		0- 0		0- 0	
0- 0	0- 0		0- 0		CONFERENCE	0- 0		0- 0		0- 0	
0- 0	0- 0		0- 0		HOME	0- 0		0- 0		0- 0	
0- 0	0- 0		0- 0		AWAY	0- 0		0- 0		0- 0	
0- 0	0- 0		0- 0		NEUTRAL	0- 0		0- 0		0- 0	

RPI 1-25				RPI 26-50				RPI 51-100 Team's RPI: 85				RPI 101+			
RPI	S	Opponent	Score	RPI	S	Opponent	Score	RPI	S	Opponent	Score	RPI	S	Opponent	Score
13	N	Cal i forni a	69 81	28	A	Lamar Uni versi ty	66 82	86	A	UC Davi s	83 80	219	A	Cal St. Fullerton	72 64
20	A	UCF	57 64	35	H	Wyomi ng	70 64					289	A	San Jose St.	91 67
												300	H	UC Santa Barbara	69 53
												310	H	Seattle U	75 61
												319	H	North Dakota St.	75 68

LAST 12 Divi sion I GAMES:															
300	H	UC Santa Barbara	69 53	219	A	Cal St. Fullerton	72 64								
310	H	Seattle U	75 61	28	A	Lamar Uni versi ty	66 82								
289	A	San Jose St.	91 67	20	A	UCF	57 64								
35	H	Wyomi ng	70 64	86	A	UC Davi s	83 80								
319	H	North Dakota St.	75 68												
13	N	Cal i forni a	69 81												

Non-Di v I Games:

Paci f i c

Average RPI	Win:	263	WON-LOST	WINNING	LAST 10	STRENGTH OF	OPP. STRENGTH	TEAM	ADJ.	CONF.	ADJ CONF.
Average RPI	Loss:	28	RECORD	PCT. RANK	GAMES	SCHEDULE	OF SCHEDULE	RPI	RPI	RPI	RPI
DIV. I ONLY		7- 2		54	7-2	260	131	87	87	12	12
DIV. I NON-CONF.		7- 2		58	1- 0	258	128	87	87	12	12

TOTALS	RPI 1-25		RPI 26-50		W-L RECORDS	RPI 51-100		RPI 101-150		RPI 150+	
7- 2	0- 1		0- 0		OVERALL	0- 1		0- 0		7- 0	
3- 0	0- 0		0- 0		HOME	0- 0		0- 0		3- 0	
4- 1	0- 1		0- 0		AWAY	0- 0		0- 0		4- 0	
0- 1	0- 0		0- 0		NEUTRAL	0- 1		0- 0		0- 0	
7- 2	0- 1		0- 0		NON-CONFERENCE	0- 1		0- 0		7- 0	
3- 0	0- 0		0- 0		HOME	0- 0		0- 0		3- 0	
4- 1	0- 1		0- 0		AWAY	0- 0		0- 0		4- 0	
0- 1	0- 0		0- 0		NEUTRAL	0- 1		0- 0		0- 0	
0- 0	0- 0		0- 0		CONFERENCE	0- 0		0- 0		0- 0	
0- 0	0- 0		0- 0		HOME	0- 0		0- 0		0- 0	
0- 0	0- 0		0- 0		AWAY	0- 0		0- 0		0- 0	
0- 0	0- 0		0- 0		NEUTRAL	0- 0		0- 0		0- 0	

RPI	S	Opponent	Score	RPI	S	Opponent	Score	RPI	S	Opponent	Score	RPI	S	Opponent	Score
1	A	Notre Dame	55 75					55	N	Maine	46 47	166	A	Drexel	55 39
												234	A	Navy	65 61
												261	A	Iona	66 43
												268	H	La Salle	65 34
												284	H	Saint Joseph's	65 45
												293	A	Siena	58 51
												332	H	NJIT	85 42

Team's RPI: 87															
LAST 12 Division I GAMES:															
332	H	NJIT	85 42	166	A	Drexel	55 39	261	A	Iona	66 43	268	H	La Salle	65 34
284	H	Saint Joseph's	65 45	55	N	Maine	46 47	234	A	Navy	65 61				
1	A	Notre Dame	55 75												
293	A	Siena	58 51												

Non-Div I Games:

Penn

Average RPI Win: 168

Average RPI Loss: 56

WON-LOST
RECORDWINNING
PCT. RANKLAST 10
GAMESSTRENGTH OF
SCHEDULEOPP. STRENGTH
OF SCHEDULETEAM
RPIADJ.
RPICONF.
RPIADJ CONF.
RPIDIV. I ONLY
DIV. I NON-CONF.7- 5
7- 4128
1086-4
0- 035
73105
90104
105104
1053
33
3

TOTALS

RPI 1-25

RPI 26-50

W-L RECORDS

RPI 51-100

RPI 101-150

RPI 150+

7- 5

0- 2

0- 1

OVERALL

1- 1

2- 1

4- 0

6- 4

0- 1

0- 1

HOME

1- 1

1- 1

4- 0

1- 1

0- 1

0- 0

AWAY

0- 0

1- 0

0- 0

0- 0

0- 0

0- 0

NEUTRAL

0- 0

0- 0

0- 0

7- 4

0- 2

0- 0

NON-CONFERENCE

1- 1

2- 1

4- 0

6- 3

0- 1

0- 0

HOME

1- 1

1- 1

4- 0

1- 1

0- 1

0- 0

AWAY

0- 0

1- 0

0- 0

0- 0

0- 0

0- 0

NEUTRAL

0- 0

0- 0

0- 0

0- 1

0- 0

0- 1

CONFERENCE

0- 0

0- 0

0- 0

0- 1

0- 0

0- 1

HOME

0- 0

0- 0

0- 0

0- 0

0- 0

0- 0

AWAY

0- 0

0- 0

0- 0

0- 0

0- 0

0- 0

NEUTRAL

0- 0

0- 0

0- 0

RPI 1-25

RPI 26-50

RPI 51-100

RPI 101+

Team's RPI: 104

RPI	S	Opponent	Score
13	H	Cal i forni a	58 75
17	A	Flori da St.	58 87

RPI	S	Opponent	Score
26	H	Maryl and	61 77

RPI	S	Opponent	Score
97	H	Stony Brook	70 81
99	H	Princeton	79 71

RPI	S	Opponent	Score
112	A	Fordham	72 55
125	H	Duquesne	58 64
134	H	Provi dence	74 72
181	H	Ameri can	80 59
186	H	North Dakota	75 68
228	H	Jacksonville	80 61
236	H	St. Bonaventure	80 65

LAST 12 Division I GAMES:

26	H	Maryl and	61	77	236	H	St. Bonaventure	80	65
181	H	Ameri can	80	59	125	H	Duquesne	58	64
99	H	Princeton	79	71	228	H	Jacksonville	80	61
112	A	Fordham	72	55	17	A	Flori da St.	58	87
13	H	Cal i forni a	58	75	97	H	Stony Brook	70	81
134	H	Provi dence	74	72	186	H	North Dakota	75	68

Non-Div I Games:

Penn St.

RPI

RPI 1-25				RPI 26-50				RPI 51-100				RPI 101+				Team's RPI: 193	
RPI	S	Opponent	Score	RPI	S	Opponent	Score	RPI	S	Opponent	Score	RPI	S	Opponent	Score		
																	</

Pepperdi ne

Average RPI Win:	156	WON-LOST	WINNING	LAST 10	STRENGTH OF	OPP. STRENGTH	TEAM	ADJ.	CONF.	ADJ CONF.
Average RPI Loss:	119	RECORD	PCT. RANK	GAMES	SCHEDULE	OF SCHEDULE	RPI	RPI	RPI	RPI
DIV. I ONLY	9- 5	103	7-3	85	124	91	91	1	1	
DIV. I NON-CONF.	9- 5	104	1- 0	87	120	92	92	1	1	

TOTALS	RPI 1-25	RPI 26-50	W-L RECORDS	RPI 51-100	RPI 101-150	RPI 150+				
9- 5	0- 1	0- 0	OVERALL	2- 0	3- 3	4- 1				
5- 3	0- 1	0- 0	HOME	0- 0	2- 1	3- 1				
2- 1	0- 0	0- 0	AWAY	1- 0	1- 1	0- 0				
2- 1	0- 0	0- 0	NEUTRAL	1- 0	0- 1	1- 0				
9- 5	0- 1	0- 0	NON-CONFERENCE	2- 0	3- 3	4- 1				
5- 3	0- 1	0- 0	HOME	0- 0	2- 1	3- 1				
2- 1	0- 0	0- 0	AWAY	1- 0	1- 1	0- 0				
2- 1	0- 0	0- 0	NEUTRAL	1- 0	0- 1	1- 0				
0- 0	0- 0	0- 0	CONFERENCE	0- 0	0- 0	0- 0				
0- 0	0- 0	0- 0	HOME	0- 0	0- 0	0- 0				
0- 0	0- 0	0- 0	AWAY	0- 0	0- 0	0- 0				
0- 0	0- 0	0- 0	NEUTRAL	0- 0	0- 0	0- 0				

RPI 1-25				RPI 26-50				RPI 51-100				RPI 101+			
RPI	S	Opponent	Score	RPI	S	Opponent	Score	RPI	S	Opponent	Score	RPI	S	Opponent	Score
20	H	UCF	58 61					52	N	Arkansas	61 54	109	A	Georgetown	41 70
								90	A	Northwestern	52 49	112	H	Fordham	65 62
												125	A	Duquesne	66 58
												126	H	Youngstown St.	55 64
												140	H	Cincinnati	65 48
												150	N	Wisconsin	42 57
												155	H	UNCW	60 56
												188	H	West Virginia	43 77
												191	H	New Orleans	90 38
												237	H	Saint Francis (PA)	78 75
												298	N	Tennessee St.	78 56

LAST 12 Division I GAMES:															
125	A	Duquesne	66 58	188	H	West Virginia	43 77	112	H	Fordham	65 62	90	A	Northwestern	52 49
237	H	Saint Francis (PA)	78 75	52	N	Arkansas	61 54	298	N	Tennessee St.	78 56	155	H	UNCW	60 56
155	H	UNCW	60 56	150	N	Wisconsin	42 57	140	H	Cincinnati	65 48	126	H	Youngstown St.	55 64

Non-Div I Games:

Pittsburgh

Average RPI Win:	242	WON-LOST	WINNING	LAST 10	STRENGTH OF	OPP. STRENGTH	TEAM	ADJ.	CONF.	ADJ CONF.
Average RPI Loss:	139	RECORD	PCT. RANK	GAMES	SCHEDULE	OF SCHEDULE	RPI	RPI	RPI	RPI
DIV. I ONLY	6- 4	122	6-4	115	328	118	118	7	7	
DIV. I NON-CONF.	6- 3	91	0- 0	128	304	103	103	7	7	

TOTALS	RPI 1-25	RPI 26-50	W-L RECORDS	RPI 51-100	RPI 101-150	RPI 150+				
6- 4	0- 0	0- 0	OVERALL	0- 1	1- 1	5- 2				
3- 1	0- 0	0- 0	HOME	0- 0	1- 1	2- 0				
3- 2	0- 0	0- 0	AWAY	0- 0	0- 0	3- 2				
0- 1	0- 0	0- 0	NEUTRAL	0- 1	0- 0	0- 0				
6- 3	0- 0	0- 0	NON-CONFERENCE	0- 1	1- 1	5- 1				
3- 1	0- 0	0- 0	HOME	0- 0	1- 1	2- 0				
3- 1	0- 0	0- 0	AWAY	0- 0	0- 0	3- 1				
0- 1	0- 0	0- 0	NEUTRAL	0- 1	0- 0	0- 0				
0- 1	0- 0	0- 0	CONFERENCE	0- 0	0- 0	0- 1				
0- 0	0- 0	0- 0	HOME	0- 0	0- 0	0- 0				
0- 1	0- 0	0- 0	AWAY	0- 0	0- 0	0- 1				
0- 0	0- 0	0- 0	NEUTRAL	0- 0	0- 0	0- 0				

RPI 1-25				RPI 26-50				RPI 51-100				RPI 101+				Team's RPI: 118
RPI	S	Opponent	Score	RPI	S	Opponent	Score	RPI	S	Opponent	Score	RPI	S	Opponent	Score	
								79	N	Arizona	70 92	122	H	UC Irvine	69 84	
												144	H	Utah St.	61 54	
												162	A	Portland St.	79 92	
												185	H	Air Force	79 60	
												193	A	Pepperdine	68 82	
												219	H	Cal St. Fullerton	83 74	
												280	A	Hawaii	72 65	
												286	A	Utah Valley	65 60	
												335	A	Weber St.	89 73	

LAST 12 Division I GAMES:																
193	A	Pepperdine	68 82	162	A	Portland St.	79 92									
185	H	Air Force	79 60	144	H	Utah St.	61 54									
122	H	UC Irvine	69 84	219	H	Cal St. Fullerton	83 74									
286	A	Utah Valley	65 60	79	N	Arizona	70 92									
				280	A	Hawaii	72 65									
				335	A	Weber St.	89 73									

Non-Div I Games: Warner Pacific 98 63 Willamette 82 27

Portland

Average RPI	Win: 245	WON-LOST RECORD	WINNING PCT. RANK	LAST 10 GAMES	STRENGTH OF SCHEDULE	OPP. STRENGTH OF SCHEDULE	TEAM RPI	ADJ. RPI	CONF. RPI	ADJ CONF. RPI
Average RPI	Loss: 122									
DIV. I ONLY	7- 1	30	8-1	330	157	162	162	11	11	
DIV. I NON-CONF.	7- 1	32	0- 1	329	158	163	163	11	11	

TOTALS	RPI 1-25	RPI 26-50	W-L RECORDS	RPI 51-100	RPI 101-150	RPI 150+				
7- 1	0- 0	0- 0	OVERALL	1- 0	1- 1	5- 0				
5- 1	0- 0	0- 0	HOME	1- 0	1- 1	3- 0				
2- 0	0- 0	0- 0	AWAY	0- 0	0- 0	2- 0				
0- 0	0- 0	0- 0	NEUTRAL	0- 0	0- 0	0- 0				
7- 1	0- 0	0- 0	NON-CONFERENCE	1- 0	1- 1	5- 0				
5- 1	0- 0	0- 0	HOME	1- 0	1- 1	3- 0				
2- 0	0- 0	0- 0	AWAY	0- 0	0- 0	2- 0				
0- 0	0- 0	0- 0	NEUTRAL	0- 0	0- 0	0- 0				
0- 0	0- 0	0- 0	CONFERENCE	0- 0	0- 0	0- 0				
0- 0	0- 0	0- 0	HOME	0- 0	0- 0	0- 0				
0- 0	0- 0	0- 0	AWAY	0- 0	0- 0	0- 0				
0- 0	0- 0	0- 0	NEUTRAL	0- 0	0- 0	0- 0				

RPI 1-25				RPI 26-50				RPI 51-100				RPI 101+ Team's RPI: 162			
RPI	S	Opponent	Score	RPI	S	Opponent	Score	RPI	S	Opponent	Score	RPI	S	Opponent	Score
								86	H	UC Davis	65 50	118	H	Portland	92 79
												122	H	UC Irvine	68 73
												258	H	UNLV	58 49
												289	H	San Jose St.	80 51
												310	H	Seattle U	68 43
												318	A	UTEP	89 61
												338	A	Grand Canyon	60 55

LAST 12 Division I GAMES:															
				122	H	UC Irvine	68 73	310	H	Seattle U	68 43				
				258	H	UNLV	58 49	86	H	UC Davis	65 50				
				338	A	Grand Canyon	60 55	289	H	San Jose St.	80 51				
				318	A	UTEP	89 61								
				118	H	Portland	92 79								

Non-Div I Games: Warner Pacific 102 49

Portland St.

Average RPI Win:	334	WON-LOST	WINNING	LAST 10	STRENGTH OF	OPP. STRENGTH	TEAM	ADJ.	CONF.	ADJ CONF.
Average RPI Loss:	96	RECORD	PCT. RANK	GAMES	SCHEDULE	OF SCHEDULE	RPI	RPI	RPI	RPI

DIV. I ONLY	1- 7	319	3-7	9	259	179	179	24	24
DIV. I NON-CONF.	1- 7	318	0- 1	10	256	181	181	24	24
TOTALS	RPI 1-25	RPI 26-50	W-L RECORDS	RPI 51-100	RPI 101-150	RPI 150+			
1- 7	0- 1	0- 1	OVERALL	0- 3	0- 1	1- 1			
0- 1	0- 0	0- 0	HOME	0- 0	0- 1	0- 0			
0- 6	0- 1	0- 1	AWAY	0- 3	0- 0	0- 1			
1- 0	0- 0	0- 0	NEUTRAL	0- 0	0- 0	1- 0			
1- 7	0- 1	0- 1	NON-CONFERENCE	0- 3	0- 1	1- 1			
0- 1	0- 0	0- 0	HOME	0- 0	0- 1	0- 0			
0- 6	0- 1	0- 1	AWAY	0- 3	0- 0	0- 1			
1- 0	0- 0	0- 0	NEUTRAL	0- 0	0- 0	1- 0			
0- 0	0- 0	0- 0	CONFERENCE	0- 0	0- 0	0- 0			
0- 0	0- 0	0- 0	HOME	0- 0	0- 0	0- 0			
0- 0	0- 0	0- 0	AWAY	0- 0	0- 0	0- 0			
0- 0	0- 0	0- 0	NEUTRAL	0- 0	0- 0	0- 0			

RPI	S	Opponent	Score	RPI	S	Opponent	Score	RPI	S	Opponent	Score	RPI	S	Opponent	Score	Team's RPI: 179
6	A	Iowa St.	46 94	38	A	Texas A&M	57 70	51	A	Colorado	38 79	113	H	Rice	58 68	
								52	A	Arkansas	44 71	309	A	UTRGV	50 57	
								100	A	Oklahoma St.	50 70	334	N	A&M-Corpus Christi	67 59	
LAST 12 Division I GAMES:																
		51	A	Colorado	38	79	38	A	Texas A&M	57	70					
		113	H	Rice	58	68	6	A	Iowa St.	46	94					
		334	N	A&M-Corpus Christi	67	59	52	A	Arkansas	44	71					
		309	A	UTRGV	50	57										
		100	A	Oklahoma St.	50	70										

Non-Div I Games: Jarvis Christian 117 32 Arlington Baptist 105 31

Prairie View

Average RPI Win: 297		WON-LOST RECORD	WINNING PCT. RANK	LAST 10 GAMES	STRENGTH OF SCHEDULE	OPP. STRENGTH OF SCHEDULE	TEAM RPI	ADJ. RPI	CONF. RPI	ADJ CONF. RPI
Average RPI Loss: 178										
DIV. I ONLY		2- 8	292	2-8	257	258	304	304	29	29
DIV. I NON-CONF.		2- 8	290	0- 1	255	255	303	303	29	29
TOTALS		RPI 1-25	RPI 26-50	W-L RECORDS	RPI 51-100	RPI 101-150	RPI 150+			
2- 8	0- 1		0- 0	OVERALL	0- 0	0- 1	2- 6			
1- 2	0- 0		0- 0	HOME	0- 0	0- 0	1- 2			
1- 6	0- 1		0- 0	AWAY	0- 0	0- 1	1- 4			
0- 0	0- 0		0- 0	NEUTRAL	0- 0	0- 0	0- 0			
2- 8	0- 1		0- 0	NON-CONFERENCE	0- 0	0- 1	2- 6			
1- 2	0- 0		0- 0	HOME	0- 0	0- 0	1- 2			
1- 6	0- 1		0- 0	AWAY	0- 0	0- 1	1- 4			
0- 0	0- 0		0- 0	NEUTRAL	0- 0	0- 0	0- 0			
0- 0	0- 0		0- 0	CONFERENCE	0- 0	0- 0	0- 0			
0- 0	0- 0		0- 0	HOME	0- 0	0- 0	0- 0			
0- 0	0- 0		0- 0	AWAY	0- 0	0- 0	0- 0			
0- 0	0- 0		0- 0	NEUTRAL	0- 0	0- 0	0- 0			

RPI 1-25				RPI 26-50				RPI 51-100				RPI 101+				Team's RPI: 304	
RPI	S	Opponent	Score	RPI	S	Opponent	Score	RPI	S	Opponent	Score	RPI	S	Opponent	Score		
25	A	Tennessee	49 97									147	A	Georgia	59 83		
												155	A	UNCW	48 63		
												180	A	Vanderbilt	43 78		
												199	A	Davidson	56 83		
												212	A	Samford	54 75		
												226	H	Ga. Southern	68 69		
												255	H	Wofford	61 50		
												279	H	South Carolina St.	48 57		
												339	A	Col. of Charleston	71 65		
LAST 12 Division I GAMES:																	
147	A	Georgia	59 83	339	A	Col. of Charleston	71 65										
255	H	Wofford	61 50	199	A	Davidson	56 83										
155	A	UNCW	48 63	226	H	Ga. Southern	68 69										
25	A	Tennessee	49 97	212	A	Samford	54 75										
				180	A	Vanderbilt	43 78										
				279	H	South Carolina St.	48 57										

Non-Div I Games:

Presbyteri an

Princeton				Through Games Of Dec. 30, 2018																
Average RPI Win:		194	WON-LOST RECORD		WINNING PCT. RANK		LAST 10 GAMES		STRENGTH OF SCHEDULE		OPP. STRENGTH OF SCHEDULE		TEAM RPI		ADJ. RPI		CONF. RPI		ADJ CONF. RPI	
DIV. I ONLY			8- 7		159		7-3		130		63		99		99		12		12	
DIV. I NON-CONF.			8- 7		159		1- 0		132		61		100		100		12		12	
TOTALS		RPI 1-25		RPI 26-50		W-L RECORDS		RPI 51-100		RPI 101-150		RPI 150+								
8- 7		0- 1		0- 1		OVERALL		2- 3		1- 1		5- 1								
3- 1		0- 0		0- 0		HOME		2- 1		0- 0		1- 0								
5- 3		0- 0		0- 1		AWAY		0- 0		1- 1		4- 1								
0- 3		0- 1		0- 0		NEUTRAL		0- 2		0- 0		0- 0								
8- 7		0- 1		0- 1		NON-CONFERENCE		2- 3		1- 1		5- 1								
3- 1		0- 0		0- 0		HOME		2- 1		0- 0		1- 0								
5- 3		0- 0		0- 1		AWAY		0- 0		1- 1		4- 1								
0- 3		0- 1		0- 0		NEUTRAL		0- 2		0- 0		0- 0								
0- 0		0- 0		0- 0		CONFERENCE		0- 0		0- 0		0- 0								
0- 0		0- 0		0- 0		HOME		0- 0		0- 0		0- 0								
0- 0		0- 0		0- 0		AWAY		0- 0		0- 0		0- 0								
0- 0		0- 0		0- 0		NEUTRAL		0- 0		0- 0		0- 0								
RPI 1-25				RPI 26-50				RPI 51-100				Team's RPI: 99				RPI 101+				
RPI	S	Opponent	Score	RPI	S	Opponent	Score	RPI	S	Opponent	Score	RPI	S	Opponent	Score					
5	N	Syracuse	61 92	36	A	Villanova	46 67	53	N	DePaul	67 82	104	A	Penn St.	71 79					
								67	H	Quinnipiac	54 42	116	A	Hartford	75 38					
								69	N	Kansas St.	61 80	199	H	Davidson	65 57					
								88	H	Seton Hall	66 70	225	A	George Washington	49 64					
								96	H	Marist	60 57	246	A	Monmouth	79 47					
												247	A	Rider	89 65					
												273	A	St. Francis Brooklyn	83 64					
												311	A	New Hampshire	90 42					
LAST 12 Division I GAMES:																				
311	A	New Hampshire	90 42	96	H	Marist	60 57	246	A	Monmouth	79 47	67	H	Quinnipiac	54 42					
116	A	Hartford	75 38	69	N	Kansas St.	61 80	199	H	Davidson	65 57	46	A	Villanova	46 67					
273	A	St. Francis Brooklyn	83 64	53	N	DePaul	67 82	36	A	Villanova	46 67	61	N	Kansas St.	61 80					
5	N	Syracuse	61 92	104	A	Penn St.	71 79													

Non-Div I Games:

Princeton

Average RPI	Win:	220	WON-LOST	WINNING	LAST 10	STRENGTH OF	OPP. STRENGTH	TEAM	ADJ.	CONF.	ADJ CONF.
Average RPI	Loss:	71	RECORD	PCT. RANK	GAMES	SCHEDULE	OF SCHEDULE	RPI	RPI	RPI	RPI
DIV. I ONLY		8- 5		117	7-3	167	118	134	134	4	4
DIV. I NON-CONF.		8- 4		91	1- 0	192	139	139	139	4	4

TOTALS	RPI 1-25		RPI 26-50		W-L RECORDS	RPI 51-100		RPI 101-150		RPI 150+	
8- 5	0- 1		0- 1		OVERALL	1- 1		1- 2		6- 0	
5- 2	0- 0		0- 1		HOME	0- 1		1- 0		4- 0	
2- 3	0- 1		0- 0		AWAY	1- 0		0- 2		1- 0	
1- 0	0- 0		0- 0		NEUTRAL	0- 0		0- 0		1- 0	
8- 4	0- 0		0- 1		NON-CONFERENCE	1- 1		1- 2		6- 0	
5- 2	0- 0		0- 1		HOME	0- 1		1- 0		4- 0	
2- 2	0- 0		0- 0		AWAY	1- 0		0- 2		1- 0	
1- 0	0- 0		0- 0		NEUTRAL	0- 0		0- 0		1- 0	
0- 1	0- 1		0- 0		CONFERENCE	0- 0		0- 0		0- 0	
0- 0	0- 0		0- 0		HOME	0- 0		0- 0		0- 0	
0- 1	0- 1		0- 0		AWAY	0- 0		0- 0		0- 0	
0- 0	0- 0		0- 0		NEUTRAL	0- 0		0- 0		0- 0	

RPI 1-25				RPI 26-50				RPI 51-100				RPI 101+ Team's RPI: 134			
RPI	S	Opponent	Score	RPI	S	Opponent	Score	RPI	S	Opponent	Score	RPI	S	Opponent	Score
16	A	Marquette	46 85	30	H	Northeastern	59 65	67	H	Qui nni pi ac	44 48	104	A	Penn St.	72 74
								81	A	Boston Col lege	61 57	127	H	Yale	59 42
												139	A	Rhode Isl and	65 72
												193	H	Pepperdi ne	66 47
												217	H	Sacred Heart	62 52
												268	H	La Salle	77 47
												282 N		Bryant	72 64
												288	A	UMass Lowell	71 47
												301	H	Northern Ky.	48 43

LAST 12 Division I GAMES:															
282 N		Bryant	72 64	301	H	Northern Ky.	48 43	193	H	Pepperdi ne	66 47				
16	A	Marquette	46 85	30	H	Northeastern	59 65	288	A	UMass Lowell	71 47				
268	H	La Salle	77 47	81	A	Boston College	61 57	139	A	Rhode Isl and	65 72				
217	H	Sacred Heart	62 52	67	H	Qui nni pi ac	44 48	127	H	Yale	59 42				

Non-Div I Games:

Providence

Average RPI Win: 201
Average RPI Loss: 47

WON-LOST
RECORD

WINNING
PCT. RANK

LAST 10
GAMES

STRENGTH OF
SCHEDULE

OPP. STRENGTH
OF SCHEDULE

TEAM
RPI

ADJ.
RPI

CONF.
RPI

ADJ CONF.
RPI

DIV. I ONLY
DIV. I NON-CONF.

10- 4
9- 4

79
85

6-4
0- 0

64
50

178
211

60
63

60
63

3
3

3
3

TOTALS

RPI 1-25

RPI 26-50

W-L RECORDS

RPI 51-100

RPI 101-150

RPI 150+

10- 4

0- 1

1- 0

OVERALL

1- 3

2- 0

6- 0

8- 1

0- 0

1- 0

HOME

1- 1

2- 0

4- 0

1- 1

0- 0

0- 0

AWAY

0- 1

0- 0

1- 0

1- 2

0- 1

0- 0

NEUTRAL

0- 1

0- 0

1- 0

9- 4

0- 1

1- 0

NON-CONFERENCE

1- 3

1- 0

6- 0

7- 1

0- 0

1- 0

HOME

1- 1

1- 0

4- 0

1- 1

0- 0

0- 0

AWAY

0- 1

0- 0

1- 0

1- 2

0- 1

0- 0

NEUTRAL

0- 1

0- 0

1- 0

1- 0

0- 0

0- 0

CONFERENCE

0- 0

1- 0

0- 0

1- 0

0- 0

0- 0

HOME

0- 0

1- 0

0- 0

0- 0

0- 0

0- 0

AWAY

0- 0

0- 0

0- 0

0- 0

0- 0

0- 0

NEUTRAL

0- 0

0- 0

0- 0

RPI 1-25

RPI 26-50

RPI 51-100 Team's RPI: 60

RPI 101+

RPI S Opponent Score
2 N UConn 40 86

RPI S Opponent Score
41 H Miami (FL) 74 63

RPI S Opponent Score
56 H South Carolina 73 82
57 A Ohio 73 80
71 N St. John's (NY) 62 68
82 H Harvard 66 65

RPI S Opponent Score
115 H Ohio St. 60 42
138 H Bradley 74 61
230 A Ball St. 80 38
244 H Western Ill. 81 60
253 H Loyola Chicago 65 41
256 N Ole Miss 70 59
303 H Albany (NY) 53 41
346 H Purdue Fort Wayne 78 44

LAST 12 Division I GAMES:

115 H Ohio St. 60 42
138 H Bradley 74 61
303 H Albany (NY) 53 41
71 N St. John's (NY) 62 68
346 H Purdue Fort Wayne 78 44
244 H Western Ill. 81 60

56 H South Carolina 73 82
253 H Loyola Chicago 65 41
57 A Ohio 73 80
41 H Miami (FL) 74 63
2 N UConn 40 86
256 N Ole Miss 70 59

P
u
r
d
u
e

P
u
r
d
u
e

Non-Div I Games:

Purdue

Loss, Non-Conf, S Site, H Home A Away N Neutral

Average RPI Win:	348	WON-LOST	WINNING	LAST 10	STRENGTH OF	OPP. STRENGTH	TEAM	ADJ.	CONF.	ADJ CONF.
Average RPI Loss:	231	RECORD	PCT. RANK	GAMES	SCHEDULE	OF SCHEDULE	RPI	RPI	RPI	RPI

DIV. I ONLY	1- 10	328	2-8	320	340	346	346	17	17
DIV. I NON-CONF.	1- 8	321	0- 0	301	341	340	340	18	18
TOTALS	RPI 1-25	RPI 26-50	W-L RECORDS	RPI 51-100	RPI 101-150	RPI 150+			
1- 10	0- 0	0- 0	OVERALL	0- 1	0- 0	1- 9			
0- 3	0- 0	0- 0	HOME	0- 0	0- 0	0- 3			
1- 7	0- 0	0- 0	AWAY	0- 1	0- 0	1- 6			
0- 0	0- 0	0- 0	NEUTRAL	0- 0	0- 0	0- 0			
1- 8	0- 0	0- 0	NON-CONFERENCE	0- 1	0- 0	1- 7			
0- 3	0- 0	0- 0	HOME	0- 0	0- 0	0- 3			
1- 5	0- 0	0- 0	AWAY	0- 1	0- 0	1- 4			
0- 0	0- 0	0- 0	NEUTRAL	0- 0	0- 0	0- 0			
0- 2	0- 0	0- 0	CONFERENCE	0- 0	0- 0	0- 2			
0- 0	0- 0	0- 0	HOME	0- 0	0- 0	0- 0			
0- 2	0- 0	0- 0	AWAY	0- 0	0- 0	0- 2			
0- 0	0- 0	0- 0	NEUTRAL	0- 0	0- 0	0- 0			

RPI 1-25	RPI 26-50	RPI 51-100	RPI 101+	Team's RPI: 346
RPI S Opponent Score	RPI S Opponent Score	RPI S Opponent Score	RPI S Opponent Score	
		60 A Purdue 44 78	186 A North Dakota 60 79	
			187 A Milwaukee 48 70	
			198 A Eastern Ill. 63 72	
			221 H Eastern Mich. 72 87	
			253 A Loyol a Chi cago 67 81	
			254 H SI UE 49 57	
			307 H Val parai so 64 68	
			319 A North Dakota St. 54 70	
			326 A Western Mich. 61 69	
			348 A Evansvi lle 72 66	
LAST 12 Division I GAMES:				
186 A North Dakota 60 79	221 H Eastern Mich. 72 87			
319 A North Dakota St. 54 70	187 A Milwaukee 48 70			
307 H Val parai so 64 68	253 A Loyol a Chi cago 67 81			
198 A Eastern Ill. 63 72	254 H SI UE 49 57			
326 A Western Mich. 61 69	348 A Evansvi lle 72 66			
	60 A Purdue 44 78			

Non-Div I Games: Taylor (IN) 84 74 Goshen 86 45 Ind. -Kokomo 87 50

Average RPI	Win:	176	WON-LOST	WINNING	LAST 10	STRENGTH OF	OPP. STRENGTH	TEAM	ADJ.	CONF.	ADJ CONF.
Average RPI	Loss:	55	RECORD	PCT. RANK	GAMES	SCHEDULE	OF SCHEDULE	RPI	RPI	RPI	RPI
DIV. I ONLY		5- 6		180	4-6	24	125	67	67	28	28
DIV. I NON-CONF.		5- 6		176	1- 0	25	121	67	67	28	28

TOTALS	RPI 1-25		RPI 26-50		W-L RECORDS	RPI 51-100		RPI 101-150		RPI 150+	
5- 6	0- 1		0- 3		OVERALL	1- 2		1- 0		3- 0	
1- 2	0- 1		0- 1		HOME	0- 0		0- 0		1- 0	
3- 2	0- 0		0- 1		AWAY	1- 1		1- 0		1- 0	
1- 2	0- 0		0- 1		NEUTRAL	0- 1		0- 0		1- 0	
5- 6	0- 1		0- 3		NON-CONFERENCE	1- 2		1- 0		3- 0	
1- 2	0- 1		0- 1		HOME	0- 0		0- 0		1- 0	
3- 2	0- 0		0- 1		AWAY	1- 1		1- 0		1- 0	
1- 2	0- 0		0- 1		NEUTRAL	0- 1		0- 0		1- 0	
0- 0	0- 0		0- 0		CONFERENCE	0- 0		0- 0		0- 0	
0- 0	0- 0		0- 0		HOME	0- 0		0- 0		0- 0	
0- 0	0- 0		0- 0		AWAY	0- 0		0- 0		0- 0	
0- 0	0- 0		0- 0		NEUTRAL	0- 0		0- 0		0- 0	

RPI	S	Opponent	Score	RPI	S	Opponent	Score	RPI	S	Opponent	Score	RPI	S	Opponent	Score
20	H	UCF	45 47	39	A	Bucknel I	58 75	75	N	Texas	55 56	134	A	Provi dence	48 44
				45	H	Central Mi ch.	52 67	82	A	Harvard	72 67	166	A	Drexel	56 52
				49	N	Mi ssouri	51 65	99	A	Princeton	42 54	230	N	Ball St.	69 66
												267	H	Ri chmond	65 48

LAST 12 Division I GAMES:															
230	N	Ball St.	69 66	99	A	Princeton	42 54								
49	N	Mi ssouri	51 65	45	H	Central Mi ch.	52 67								
20	H	UCF	45 47	82	A	Harvard	72 67								
267	H	Ri chmond	65 48	75	N	Texas	55 56								
166	A	Drexel	56 52	134	A	Provi dence	48 44								
				39	A	Bucknel I	58 75								

Non-Div I Games:

Qui nni pi ac

Average RPI Win:

206

Average RPI Loss:

85

WON-LOST
RECORD

5- 4

WINNING
PCT. RANK

139

LAST 10
GAMES

6-4

STRENGTH OF
SCHEDULE

73

OPP. STRENGTH
OF SCHEDULE

171

TEAM
RPI

84

ADJ.
RPI

84

CONF.
RPI

29

ADJ CONF.
RPI

29

DIV. I ONLY
DIV. I NON-CONF.

5- 4

139

6-4

73

171

84

84

29

29

5- 4

140

0- 0

71

170

82

82

29

29

TOTALS

RPI 1-25

RPI 26-50

W-L RECORDS

RPI 51-100

RPI 101-150

RPI 150+

5- 4

0- 1

0- 1

OVERALL

0- 1

2- 0

3- 1

2- 1

0- 0

0- 0

HOME

0- 0

0- 0

2- 1

2- 2

0- 1

0- 1

AWAY

0- 0

2- 0

0- 0

1- 1

0- 0

0- 0

NEUTRAL

0- 1

0- 0

1- 0

5- 4

0- 1

0- 1

NON-CONFERENCE

0- 1

2- 0

3- 1

2- 1

0- 0

0- 0

HOME

0- 0

0- 0

2- 1

2- 2

0- 1

0- 1

AWAY

0- 0

2- 0

0- 0

1- 1

0- 0

0- 0

NEUTRAL

0- 1

0- 0

1- 0

0- 0

0- 0

0- 0

CONFERENCE

0- 0

0- 0

0- 0

0- 0

0- 0

0- 0

HOME

0- 0

0- 0

0- 0

0- 0

0- 0

0- 0

AWAY

0- 0

0- 0

0- 0

0- 0

0- 0

0- 0

NEUTRAL

0- 0

0- 0

0- 0

RPI 1-25

RPI 26-50

RPI 51-100

Team's RPI: 84

RPI 101+

RPI	S	Opponent	Score
8	A	NC State	58 75

RPI	S	Opponent	Score
40	A	Virginia Tech	44 55

RPI	S	Opponent	Score
83	N	Nebraska	39 77

RPI	S	Opponent	Score
117	A	VCU	54 49
136	A	Virginia	57 44
210	H	Morehead St.	72 79
222	N	Temple	56 50
275	H	ETSU	79 64
279	H	South Carolina St.	61 31

LAST 12 Division I GAMES:

117	A	VCU	54	49	222	N	Temple	56	50
210	H	Morehead St.	72	79	8	A	NC State	58	75
136	A	Virginia	57	44	275	H	ETSU	79	64
40	A	Virginia Tech	44	55	279	H	South Carolina St.	61	31
83	N	Nebraska	39	77					

Non-Div I Games:

Shepherd

60 46

Radford

Average RPI	Win:	238	WON-LOST	WINNING	LAST 10	STRENGTH OF	OPP. STRENGTH	TEAM	ADJ.	CONF.	ADJ CONF.
Average RPI	Loss:	87	RECORD	PCT. RANK	GAMES	SCHEDULE	OF SCHEDULE	RPI	RPI	RPI	RPI
DIV. I ONLY		5- 7		201	4-6	38	216	139	139	16	16
DIV. I NON-CONF.		5- 7		205	1- 0	40	218	138	138	16	16

TOTALS	RPI 1-25		RPI 26-50		W-L RECORDS	RPI 51-100		RPI 101-150		RPI 150+	
5- 7	0- 2		0- 0		OVERALL	0- 3		1- 1		4- 1	
3- 3	0- 0		0- 0		HOME	0- 2		1- 1		2- 0	
2- 4	0- 2		0- 0		AWAY	0- 1		0- 0		2- 1	
0- 0	0- 0		0- 0		NEUTRAL	0- 0		0- 0		0- 0	
5- 7	0- 2		0- 0		NON-CONFERENCE	0- 3		1- 1		4- 1	
3- 3	0- 0		0- 0		HOME	0- 2		1- 1		2- 0	
2- 4	0- 2		0- 0		AWAY	0- 1		0- 0		2- 1	
0- 0	0- 0		0- 0		NEUTRAL	0- 0		0- 0		0- 0	
0- 0	0- 0		0- 0		CONFERENCE	0- 0		0- 0		0- 0	
0- 0	0- 0		0- 0		HOME	0- 0		0- 0		0- 0	
0- 0	0- 0		0- 0		AWAY	0- 0		0- 0		0- 0	
0- 0	0- 0		0- 0		NEUTRAL	0- 0		0- 0		0- 0	

RPI 1-25				RPI 26-50				RPI 51-100				RPI 101+ Team's RPI: 139			
RPI	S	Opponent	Score	RPI	S	Opponent	Score	RPI	S	Opponent	Score	RPI	S	Opponent	Score
23	A	Kentucky	52 75					81	H	Boston College	64 88	116	H	Hartford	51 65
24	A	Minnesota	71 91					82	H	Harvard	47 80	134	H	Providence	72 65
								89	A	Clemson	67 80	186	H	North Dakota	77 63
												195	A	Holy Cross	65 73
												265	H	Brown	72 67
												297	A	Vermont	61 58
												308	A	Robert Morris	46 41

LAST 12 Division I GAMES:															
24	A	Minnesota	71 91	265	H	Brown	72 67	81	H	Boston College	64 88				
116	H	Hartford	51 65	82	H	Harvard	47 80	195	A	Holy Cross	65 73				
89	A	Clemson	67 80	297	A	Vermont	61 58	308	A	Robert Morris	46 41				
23	A	Kentucky	52 75												
134	H	Providence	72 65												
186	H	North Dakota	77 63												

Non-Div I Games:

Rhode Island

Average RPI	Win: 215	WON-LOST RECORD	WINNING PCT. RANK	LAST 10 GAMES	STRENGTH OF SCHEDULE	OPP. STRENGTH OF SCHEDULE	TEAM RPI	ADJ. RPI	CONF. RPI	ADJ. CONF. RPI
Average RPI	Loss: 40									
DIV. I ONLY	9- 3	59	9-1	299	19	113	113	19	19	
DIV. I NON-CONF.	9- 3	62	1- 0	300	20	113	113	19	19	

TOTALS	RPI 1-25	RPI 26-50	W-L RECORDS	RPI 51-100	RPI 101-150	RPI 150+				
9- 3	0- 0	0- 3	OVERALL	0- 0	0- 0	9- 0				
5- 0	0- 0	0- 0	HOME	0- 0	0- 0	5- 0				
3- 2	0- 0	0- 2	AWAY	0- 0	0- 0	3- 0				
1- 1	0- 0	0- 1	NEUTRAL	0- 0	0- 0	1- 0				
9- 3	0- 0	0- 3	NON-CONFERENCE	0- 0	0- 0	9- 0				
5- 0	0- 0	0- 0	HOME	0- 0	0- 0	5- 0				
3- 2	0- 0	0- 2	AWAY	0- 0	0- 0	3- 0				
1- 1	0- 0	0- 1	NEUTRAL	0- 0	0- 0	1- 0				
0- 0	0- 0	0- 0	CONFERENCE	0- 0	0- 0	0- 0				
0- 0	0- 0	0- 0	HOME	0- 0	0- 0	0- 0				
0- 0	0- 0	0- 0	AWAY	0- 0	0- 0	0- 0				
0- 0	0- 0	0- 0	NEUTRAL	0- 0	0- 0	0- 0				

RPI	S	Opponent	Score	RPI	S	Opponent	Score	RPI	S	Opponent	Score	RPI	S	Opponent	Score
37	A	UCLA	50 59	38	A	Texas A&M	54 65	44	N	North Carolina	50 71	157	N	Coastal Caro.	56 52
												164	A	Little Rock	79 65
												174	H	Georgia St.	66 49
												179	A	Prairie View	68 58
												191	H	New Orleans	67 56
												202	H	Texas Southern	76 71
												251	H	SMU	66 52
												291	A	Incarnate Word	74 63
												325	H	McNeese	93 65

LAST 12 Division I GAMES:															
44	N	North Carolina	50 71	291	A	Incarnate Word	74 63	157	N	Coastal Caro.	56 52	202	H	Texas Southern	76 71
251	H	SMU	66 52	164	A	Little Rock	79 65	37	A	UCLA	50 59	38	A	Texas A&M	54 65
179	A	Prairie View	68 58												
191	H	New Orleans	67 56												
325	H	McNeese	93 65												
174	H	Georgia St.	66 49												

Non-Div I Games:

Rice

R
i
c
h
m
o
n
d

Ri chmond				Through Games Of Dec. 30, 2018							
Average RPI	Win:	235	WON-LOST	WINNING	LAST 10	STRENGTH OF	OPP. STRENGTH	TEAM	ADJ.	CONF.	ADJ CONF.
Average RPI	Loss:	130	RECORD	PCT. RANK	GAMES	SCHEDULE	OF SCHEDULE	RPI	RPI	RPI	RPI
DIV. I ONLY		2- 10	308	2-8		80	212	267	267	16	16
DIV. I NON-CONF.		2- 10	308	0- 1		81	212	267	267	16	16

TOTALS		RPI 1-25		RPI 26-50		W-L RECORDS		RPI 51-100	RPI 101-150		RPI 150+
2- 10		0- 1		0- 1		OVERALL		0- 3	0- 1		2- 4
2- 4		0- 0		0- 0		HOME		0- 1	0- 1		2- 2
0- 5		0- 1		0- 0		AWAY		0- 2	0- 0		0- 2
0- 1		0- 0		0- 1		NEUTRAL		0- 0	0- 0		0- 0
2- 10		0- 1		0- 1		NON-CONFERENCE		0- 3	0- 1		2- 4
2- 4		0- 0		0- 0		HOME		0- 1	0- 1		2- 2
0- 5		0- 1		0- 0		AWAY		0- 2	0- 0		0- 2
0- 1		0- 0		0- 1		NEUTRAL		0- 0	0- 0		0- 0
0- 0		0- 0		0- 0		CONFERENCE		0- 0	0- 0		0- 0
0- 0		0- 0		0- 0		HOME		0- 0	0- 0		0- 0
0- 0		0- 0		0- 0		AWAY		0- 0	0- 0		0- 0
0- 0		0- 0		0- 0		NEUTRAL		0- 0	0- 0		0- 0

RPI 1-25				RPI 26-50				RPI 51-100				RPI 101+ Team's RPI: 267			
RPI	S	Opponent	Score	RPI	S	Opponent	Score	RPI	S	Opponent	Score	RPI	S	Opponent	Score
20	A	UCF	48 70	40	N	Vi rgini a Tech	57 85	57	H	Oh i o	58 109	109	H	Georgetown	53 73
								67	A	Qui nni pi ac	48 65	166	H	Drexel	35 58
								78	A	Wake Forest	48 62	177	A	William & Mary	55 65
												206	H	Howard	67 60
												264	H	UMES	57 55
												276	H	Fai rfi eld	40 58
												314	A	Fla. Atlantic	55 69

LAST 12 Di vi si on I GAMES:															
67	A	Qui nni pi ac	48 65	166	H	Drexel	35 58	57	H	Oh i o	58 109	264	H	UMES	57 55
206	H	Howard	67 60	78	A	Wake Forest	48 62	276	H	Fai rfi eld	40 58	314	A	Fla. Atlantic	55 69
177	A	William & Mary	55 65												
40	N	Vi rgini a Tech	57 85												
20	A	UCF	48 70												
314	A	Fla. Atlantic	55 69												

Non-Di v I Games:

Ri chmond

R
i
c
h
m
o
n
d

Average RPI	Win: 273	WON-LOST RECORD	WINNING PCT. RANK	LAST 10 GAMES	STRENGTH OF SCHEDULE	OPP. STRENGTH OF SCHEDULE	TEAM RPI	ADJ. RPI	CONF. RPI	ADJ CONF. RPI
Average RPI	Loss: 151									
DIV. I ONLY		4- 7	231	4-6	204	242	247	247	28	28
DIV. I NON-CONF.		4- 7	228	0- 1	200	240	243	243	28	28

TOTALS	RPI 1-25		RPI 26-50	W-L RECORDS	RPI 51-100		RPI 101-150		RPI 150+	
4- 7	0- 0		0- 1	OVERALL	0- 2		0- 1		4- 3	
2- 3	0- 0		0- 0	HOME	0- 1		0- 1		2- 1	
2- 3	0- 0		0- 1	AWAY	0- 0		0- 0		2- 2	
0- 1	0- 0		0- 0	NEUTRAL	0- 1		0- 0		0- 0	
4- 7	0- 0		0- 1	NON-CONFERENCE	0- 2		0- 1		4- 3	
2- 3	0- 0		0- 0	HOME	0- 1		0- 1		2- 1	
2- 3	0- 0		0- 1	AWAY	0- 0		0- 0		2- 2	
0- 1	0- 0		0- 0	NEUTRAL	0- 1		0- 0		0- 0	
0- 0	0- 0		0- 0	CONFERENCE	0- 0		0- 0		0- 0	
0- 0	0- 0		0- 0	HOME	0- 0		0- 0		0- 0	
0- 0	0- 0		0- 0	AWAY	0- 0		0- 0		0- 0	
0- 0	0- 0		0- 0	NEUTRAL	0- 0		0- 0		0- 0	

RPI	S	Opponent	Score	RPI	S	Opponent	Score	RPI	S	Opponent	Score	RPI	S	Opponent	Score	Team's RPI: 247
39	A	Bucknell I	59 80	81	N	Boston College	61 112	109	H	Georgetown	49 79	195	A	Holy Cross	61 71	
				99	H	Princeton	65 89	215	H	Mt. St. Mary's	85 67	234	H	Navy	60 66	
								259	A	Binghamton	62 57	284	A	Saint Joseph's	56 54	
								297	A	Vermont	49 54	332	H	NJIT	67 46	

LAST 12 Division I GAMES:																
39	A	Bucknell I	59 80	81	N	Boston College	61 112	109	H	Georgetown	49 79	195	A	Holy Cross	61 71	
259	A	Binghamton	62 57	109	H	Georgetown	49 79	297	A	Vermont	49 54	332	H	NJIT	67 46	
234	H	Navy	60 66	99	H	Princeton	65 89									
332	H	NJIT	67 46													
284	A	Saint Joseph's	56 54													
215	H	Mt. St. Mary's	85 67													

Non-Div I Games:

Ri der

Average RPI Win:	305	WON-LOST	WINNING	LAST 10	STRENGTH OF	OPP. STRENGTH	TEAM	ADJ.	CONF.	ADJ CONF.
Average RPI Loss:	132	RECORD	PCT. RANK	GAMES	SCHEDULE	OF SCHEDULE	RPI	RPI	RPI	RPI
DIV. I ONLY	2- 8	292	3-7	207	162	308	308	31	31	
DIV. I NON-CONF.	2- 8	290	0- 1	203	164	307	307	31	31	

TOTALS	RPI 1-25	RPI 26-50	W-L RECORDS	RPI 51-100	RPI 101-150	RPI 150+				
2- 8	0- 1	0- 0	OVERALL	0- 1	0- 3	2- 3				
2- 3	0- 0	0- 0	HOME	0- 1	0- 1	2- 1				
0- 4	0- 1	0- 0	AWAY	0- 0	0- 2	0- 1				
0- 1	0- 0	0- 0	NEUTRAL	0- 0	0- 0	0- 1				
2- 8	0- 1	0- 0	NON-CONFERENCE	0- 1	0- 3	2- 3				
2- 3	0- 0	0- 0	HOME	0- 1	0- 1	2- 1				
0- 4	0- 1	0- 0	AWAY	0- 0	0- 2	0- 1				
0- 1	0- 0	0- 0	NEUTRAL	0- 0	0- 0	0- 1				
0- 0	0- 0	0- 0	CONFERENCE	0- 0	0- 0	0- 0				
0- 0	0- 0	0- 0	HOME	0- 0	0- 0	0- 0				
0- 0	0- 0	0- 0	AWAY	0- 0	0- 0	0- 0				
0- 0	0- 0	0- 0	NEUTRAL	0- 0	0- 0	0- 0				

RPI 1-25				RPI 26-50				RPI 51-100				RPI 101+				Team's RPI: 308									
RPI	S	Opponent	Score	RPI	S	Opponent	Score	RPI	S	Opponent	Score	RPI	S	Opponent	Score										
12	A	Iowa	63 92					95	H	James Madison	36 57	126	A	Youngstown St.	59 69										
												130	A	Loyola Marymount	53 61										
												139	H	Rhode Island	41 46										
												152	A	Bowling Green	60 61										
												153	H	Kent St.	46 54										
												251	N	SMU	55 60										
												268	H	La Salle	67 39										
												342	H	Delaware St.	64 63										

LAST 12 Division I GAMES:																									
153	H	Kent St.	46 54	130	A	Loyola Marymount	53 61																		
12	A	Iowa	63 92	95	H	James Madison	36 57																		
251	N	SMU	55 60	342	H	Delaware St.	64 63																		
152	A	Bowling Green	60 61	126	A	Youngstown St.	59 69																		
139	H	Rhode Island	41 46																						
268	H	La Salle	67 39																						

Non-Div I Games: Pitt.-Johnstown 73 53

Robert Morris

Average RPI Win: 176

Average RPI Loss: 20

WON-LOST
RECORDWINNING
PCT. RANKLAST 10
GAMESSTRENGTH OF
SCHEDULEOPP. STRENGTH
OF SCHEDULETEAM
RPIADJ.
RPICONF.
RPIADJ CONF.
RPIDIV. I ONLY
DIV. I NON-CONF.8- 3
7- 370
827-3
1- 166
72108
11847
5047
503
33
3

TOTALS

RPI 1-25

RPI 26-50

W-L RECORDS

RPI 51-100

RPI 101-150

RPI 150+

8- 3

0- 2

0- 1

OVERALL

4- 0

0- 0

4- 0

6- 0

0- 0

0- 0

HOME

3- 0

0- 0

3- 0

1- 1

0- 0

0- 1

AWAY

1- 0

0- 0

0- 0

1- 2

0- 2

0- 0

NEUTRAL

0- 0

0- 0

1- 0

7- 3

0- 2

0- 1

NON-CONFERENCE

3- 0

0- 0

4- 0

5- 0

0- 0

0- 0

HOME

2- 0

0- 0

3- 0

1- 1

0- 0

0- 1

AWAY

1- 0

0- 0

0- 0

1- 2

0- 2

0- 0

NEUTRAL

0- 0

0- 0

1- 0

1- 0

0- 0

0- 0

CONFERENCE

1- 0

0- 0

0- 0

1- 0

0- 0

0- 0

HOME

1- 0

0- 0

0- 0

0- 0

0- 0

0- 0

AWAY

0- 0

0- 0

0- 0

0- 0

0- 0

0- 0

NEUTRAL

0- 0

0- 0

0- 0

RPI 1-25

RPI 26-50

Team's RPI: 47

RPI 51-100

RPI 101+

RPI	S	Opponent	Score
10	N	Drake	59 69
11	N	Gonzaga	40 57

RPI	S	Opponent	Score
40	A	Virginia Tech	51 67

RPI	S	Opponent	Score
62	H	LSU	57 43
82	A	Harvard	60 49
90	H	Northwestern	45 41
97	H	Stony Brook	61 47

RPI	S	Opponent	Score
237	H	Saint Francis (PA)	96 52
263	H	Central Conn. St.	73 44
275	N	ETSU	68 44
303	H	Albany (NY)	65 39

LAST 12 Division I GAMES:

40	A	Virginia Tech	51	67	275	N	ETSU	68	44
10	N	Drake	59	69	11	N	Gonzaga	40	57
303	H	Albany (NY)	65	39	90	H	Northwestern	45	41
263	H	Central Conn. St.	73	44	62	H	LSU	57	43
97	H	Stony Brook	61	47	82	A	Harvard	60	49
237	H	Saint Francis (PA)	96	52					

Non-Div I Games:

Rutgers

Average RPI	Win:	207	WON-LOST	WINNING	LAST 10	STRENGTH OF	OPP. STRENGTH	TEAM	ADJ.	CONF.	ADJ CONF.
Average RPI	Loss:	79	RECORD	PCT. RANK	GAMES	SCHEDULE	OF SCHEDULE	RPI	RPI	RPI	RPI
DIV. I ONLY		6- 3		92	8-2	98	197	58	58	22	22
DIV. I NON-CONF.		6- 3		91	0- 1	97	195	57	57	22	22
<hr/>											
TOTALS	RPI 1-25		RPI 26-50		W-L RECORDS	RPI 51-100		RPI 101-150		RPI 150+	
6- 3	0- 0		0- 2		OVERALL	0- 0		2- 0		4- 1	
4- 0	0- 0		0- 0		HOME	0- 0		1- 0		3- 0	
0- 3	0- 0		0- 2		AWAY	0- 0		0- 0		0- 1	
2- 0	0- 0		0- 0		NEUTRAL	0- 0		1- 0		1- 0	
6- 3	0- 0		0- 2		NON-CONFERENCE	0- 0		2- 0		4- 1	
4- 0	0- 0		0- 0		HOME	0- 0		1- 0		3- 0	
0- 3	0- 0		0- 2		AWAY	0- 0		0- 0		0- 1	
2- 0	0- 0		0- 0		NEUTRAL	0- 0		1- 0		1- 0	
0- 0	0- 0		0- 0		CONFERENCE	0- 0		0- 0		0- 0	
0- 0	0- 0		0- 0		HOME	0- 0		0- 0		0- 0	
0- 0	0- 0		0- 0		AWAY	0- 0		0- 0		0- 0	
0- 0	0- 0		0- 0		NEUTRAL	0- 0		0- 0		0- 0	

RPI	S	Opponent	Score	RPI	S	Opponent	Score	RPI	S	Opponent	Score	RPI	S	Opponent	Score
27	A	New Mexico	33 74	41	A	Miami (FL)	60 81					127	N	Yale	67 57
												135	H	Montana St.	60 53
												169	A	Texas Tech	69 77
												183	H	Tulsa	76 34
												202	H	Texas Southern	74 55
												262	N	Hampton	70 68
												330	H	Morgan St.	69 42
<hr/>															
LAST 12 Division I GAMES:															
183	H	Tulsa	76 34	27	A	New Mexico	33 74	127	N	Yale	67 57	262	N	Hampton	70 68
330	H	Morgan St.	69 42	127	N	Yale	67 57	202	H	Texas Southern	74 55	135	H	Montana St.	60 53
41	A	Miami (FL)	60 81	262	N	Hampton	70 68	169	A	Texas Tech	69 77				

Non-Div I Games: Wiley 97 38 Cameron 86 59 Our Lady of the Lake 77

SFA

S
I
U
E

SIUE		Through Games Of Dec. 30, 2018									
Average RPI	Win:	305	WON-LOST	WINNING	LAST 10	STRENGTH OF	OPP. STRENGTH	TEAM	ADJ.	CONF.	ADJ CONF.
Average RPI	Loss:	167	RECORD	PCT. RANK	GAMES	SCHEDULE	OF SCHEDULE	RPI	RPI	RPI	RPI
DIV. I ONLY		4- 6	211	4-6	318	254	254	254	20	20	
DIV. I NON-CONF.		4- 6	213	0- 0	319	251	251	251	20	20	

TOTALS	RPI 1-25		RPI 26-50		W-L RECORDS	RPI 51-100		RPI 101-150		RPI 150+	
4- 6	0- 0		0- 1		OVERALL	0- 0		0- 0		4- 5	
1- 0	0- 0		0- 0		HOME	0- 0		0- 0		1- 0	
3- 5	0- 0		0- 1		AWAY	0- 0		0- 0		3- 4	
0- 1	0- 0		0- 0		NEUTRAL	0- 0		0- 0		0- 1	
4- 6	0- 0		0- 1		NON-CONFERENCE	0- 0		0- 0		4- 5	
1- 0	0- 0		0- 0		HOME	0- 0		0- 0		1- 0	
3- 5	0- 0		0- 1		AWAY	0- 0		0- 0		3- 4	
0- 1	0- 0		0- 0		NEUTRAL	0- 0		0- 0		0- 1	
0- 0	0- 0		0- 0		CONFERENCE	0- 0		0- 0		0- 0	
0- 0	0- 0		0- 0		HOME	0- 0		0- 0		0- 0	
0- 0	0- 0		0- 0		AWAY	0- 0		0- 0		0- 0	
0- 0	0- 0		0- 0		NEUTRAL	0- 0		0- 0		0- 0	

S
I
U
E

RPI 1-25				RPI 26-50				RPI 51-100				RPI 101+ Team's RPI: 254			
RPI	S	Opponent	Score	RPI	S	Opponent	Score	RPI	S	Opponent	Score	RPI	S	Opponent	Score
				49	A	Missouri	36 59					151	N	Missouri St.	65 68
												172	A	Illinois	57 74
												173	A	UMKC	75 80
												194	H	Illinois St.	68 61
												204	A	Saint Louis	56 63
												253	A	Loyola Chicago	43 56
												331	A	Chicago St.	82 66
												346	A	Purdue Fort Wayne	57 49
												348	A	Evansville	54 45
LAST 12 Division I GAMES:															
				151	N	Missouri St.	65 68	331	A	Chicago St.	82 66				
				173	A	UMKC	75 80	253	A	Loyola Chicago	43 56				
				172	A	Illinois	57 74	204	A	Saint Louis	56 63				
				194	H	Illinois St.	68 61	346	A	Purdue Fort Wayne	57 49				
								49	A	Missouri	36 59				
								348	A	Evansville	54 45				

Non-Div I Games: McKendree 64 63

SIUE

Average RPI	Win:	272	WON-LOST	WINNING	LAST 10	STRENGTH OF	OPP. STRENGTH	TEAM	ADJ.	CONF.	ADJ CONF.
Average RPI	Loss:	123	RECORD	PCT. RANK	GAMES	SCHEDULE	OF SCHEDULE	RPI	RPI	RPI	RPI
DIV. I ONLY		6- 7		176	4-6	216	251	251	251	8	8
DIV. I NON-CONF.		6- 7		172	1- 0	214	248	247	247	8	8
<hr/>											
TOTALS	RPI 1-25		RPI 26-50		W-L RECORDS	RPI 51-100		RPI 101-150		RPI 150+	
6- 7	0- 0		0- 0		OVERALL	0- 2		0- 4		6- 1	
4- 4	0- 0		0- 0		HOME	0- 1		0- 2		4- 1	
0- 3	0- 0		0- 0		AWAY	0- 1		0- 2		0- 0	
2- 0	0- 0		0- 0		NEUTRAL	0- 0		0- 0		2- 0	
6- 7	0- 0		0- 0		NON-CONFERENCE	0- 2		0- 4		6- 1	
4- 4	0- 0		0- 0		HOME	0- 1		0- 2		4- 1	
0- 3	0- 0		0- 0		AWAY	0- 1		0- 2		0- 0	
2- 0	0- 0		0- 0		NEUTRAL	0- 0		0- 0		2- 0	
0- 0	0- 0		0- 0		CONFERENCE	0- 0		0- 0		0- 0	
0- 0	0- 0		0- 0		HOME	0- 0		0- 0		0- 0	
0- 0	0- 0		0- 0		AWAY	0- 0		0- 0		0- 0	
0- 0	0- 0		0- 0		NEUTRAL	0- 0		0- 0		0- 0	

RPI 1-25				RPI 26-50				RPI 51-100				RPI 101+				Team's RPI: 251	
RPI	S	Opponent	Score	RPI	S	Opponent	Score	RPI	S	Opponent	Score	RPI	S	Opponent	Score		
								70	A	Northern Colo.	57	58	113	A	Rice	52	66
								94	H	Alabama	61	62	114	A	TCU	63	65
													119	H	UT Arlington	41	66
													143	H	Oklahoma	61	77
													167	N	Northern Ariz.	55	48
													208	H	Southeastern La.	62	63
													257	H	North Texas	73	66
													278	H	Mississippi Val.	62	47
													299	H	CSU Bakersfield	49	43
													308	N	Robert Morris	60	55
													322	H	La.-Monroe	49	38
LAST 12 Division I GAMES:																	
				167	N	Northern Ariz.	55	48	70	A	Northern Colo.	57	58				
				119	H	UT Arlington	41	66	257	H	North Texas	73	66				
				143	H	Oklahoma	61	77	308	N	Robert Morris	60	55				
				299	H	CSU Bakersfield	49	43	208	H	Southeastern La.	62	63				
				113	A	Rice	52	66	114	A	TCU	63	65				
				278	H	Mississippi Val.	62	47	94	H	Alabama	61	62				

Non-Div I Games:

SMU

Average RPI	Win:	243	WON-LOST	WINNING	LAST 10	STRENGTH OF	OPP. STRENGTH	TEAM	ADJ.	CONF.	ADJ CONF.
Average RPI	Loss:	122	RECORD	PCT. RANK	GAMES	SCHEDULE	OF SCHEDULE	RPI	RPI	RPI	RPI
DIV. I ONLY		3- 5		228	4-5	123	243	211	211	11	11
DIV. I NON-CONF.		3- 4		200	1- 0	131	264	206	206	11	11
<hr/>											
TOTALS	RPI 1-25		RPI 26-50		W-L RECORDS	RPI 51-100		RPI 101-150		RPI 150+	
3- 5	0- 0		0- 1		OVERALL	0- 2		0- 0		3- 2	
1- 2	0- 0		0- 0		HOME	0- 1		0- 0		1- 1	
0- 2	0- 0		0- 1		AWAY	0- 1		0- 0		0- 0	
2- 1	0- 0		0- 0		NEUTRAL	0- 0		0- 0		2- 1	
3- 4	0- 0		0- 1		NON-CONFERENCE	0- 1		0- 0		3- 2	
1- 2	0- 0		0- 0		HOME	0- 1		0- 0		1- 1	
0- 1	0- 0		0- 1		AWAY	0- 0		0- 0		0- 0	
2- 1	0- 0		0- 0		NEUTRAL	0- 0		0- 0		2- 1	
0- 1	0- 0		0- 0		CONFERENCE	0- 1		0- 0		0- 0	
0- 0	0- 0		0- 0		HOME	0- 0		0- 0		0- 0	
0- 1	0- 0		0- 0		AWAY	0- 1		0- 0		0- 0	
0- 0	0- 0		0- 0		NEUTRAL	0- 0		0- 0		0- 0	

RPI 1-25				RPI 26-50				RPI 51-100				RPI 101+ Team's RPI: 211			
RPI	S	Opponent	Score	RPI	S	Opponent	Score	RPI	S	Opponent	Score	RPI	S	Opponent	Score
				27	A	New Mexico	53 85	70	A	Northern Colo.	69 82	172	N	Illinois	109 107
								86	H	UC Davis	60 109	193	N	Pepperdine	97 113
												235	H	San Francisco	75 86
												262	N	Hampton	65 61
												294	H	Cal Poly	88 85
<hr/>															
LAST 12 Division I GAMES:															
				262	N	Hampton	65 61	172	N	Illinois	109 107				
				70	A	Northern Colo.	69 82	193	N	Pepperdine	97 113				
				27	A	New Mexico	53 85	294	H	Cal Poly	88 85				
				86	H	UC Davis	60 109								
				235	H	San Francisco	75 86								

Non-Div I Games: Antelope Valley 86 80

Sacramento St.

Average RPI Win:	293	WON-LOST	WINNING	LAST 10	STRENGTH OF	OPP. STRENGTH	TEAM	ADJ.	CONF.	ADJ CONF.
Average RPI Loss:	162	RECORD	PCT. RANK	GAMES	SCHEDULE	OF SCHEDULE	RPI	RPI	RPI	RPI
DIV. I ONLY	4- 7	231	4-6	182	278	217	217	31	31	
DIV. I NON-CONF.	4- 7	228	0- 1	182	276	218	218	31	31	

TOTALS	RPI 1-25	RPI 26-50	W-L RECORDS	RPI 51-100	RPI 101-150	RPI 150+				
4- 7	0- 1	0- 0	OVERALL	0- 1	0- 2	4- 3				
1- 3	0- 0	0- 0	HOME	0- 1	0- 0	1- 2				
3- 4	0- 1	0- 0	AWAY	0- 0	0- 2	3- 1				
0- 0	0- 0	0- 0	NEUTRAL	0- 0	0- 0	0- 0				
4- 7	0- 1	0- 0	NON-CONFERENCE	0- 1	0- 2	4- 3				
1- 3	0- 0	0- 0	HOME	0- 1	0- 0	1- 2				
3- 4	0- 1	0- 0	AWAY	0- 0	0- 2	3- 1				
0- 0	0- 0	0- 0	NEUTRAL	0- 0	0- 0	0- 0				
0- 0	0- 0	0- 0	CONFERENCE	0- 0	0- 0	0- 0				
0- 0	0- 0	0- 0	HOME	0- 0	0- 0	0- 0				
0- 0	0- 0	0- 0	AWAY	0- 0	0- 0	0- 0				
0- 0	0- 0	0- 0	NEUTRAL	0- 0	0- 0	0- 0				

RPI 1-25				RPI 26-50				RPI 51-100				RPI 101+ Team's RPI: 217			
RPI	S	Opponent	Score	RPI	S	Opponent	Score	RPI	S	Opponent	Score	RPI	S	Opponent	Score
23	A	Kentucky	43 71					97	H	Stony Brook	58 73	134	A	Provi dence	52 62
												145	A	Lehi gh	66 70
												207	A	Massachusetts	61 78
												229	A	Hofstra	70 64
												246	H	Monmouth	50 55
												284	H	Sai nt Joseph' s	44 61
												293	H	Si ena	72 50
												311	A	New Hampshi re	71 60
												337	A	Manhattan	74 46

LAST 12 Di vi si on I GAMES:															
145	A	Lehi gh	66 70	23	A	Kentucky	43 71	284	H	Sai nt Joseph' s	44 61				
97	H	Stony Brook	58 73	337	A	Manhattan	74 46	293	H	Si ena	72 50				
229	A	Hofstra	70 64	207	A	Massachusetts	61 78								
246	H	Monmouth	50 55												
134	A	Provi dence	52 62												
311	A	New Hampshire	71 60												

Non-Di v I Games:

Sacred Heart

Average RPI	Win:	277	WON-LOST	WINNING	LAST 10	STRENGTH OF	OPP. STRENGTH	TEAM	ADJ.	CONF.	ADJ CONF.
Average RPI	Loss:	105	RECORD	PCT. RANK	GAMES	SCHEDULE	OF SCHEDULE	RPI	RPI	RPI	RPI
DIV. I ONLY		2- 9		300	3-7	96	160	237	237	31	31
DIV. I NON-CONF.		2- 9		297	0- 1	95	162	235	235	31	31

TOTALS	RPI 1-25		RPI 26-50		W-L RECORDS	RPI 51-100		RPI 101-150		RPI 150+	
2- 9	0- 1		0- 1		OVERALL	0- 3		0- 3		2- 1	
1- 2	0- 0		0- 0		HOME	0- 0		0- 2		1- 0	
1- 5	0- 1		0- 1		AWAY	0- 1		0- 1		1- 1	
0- 2	0- 0		0- 0		NEUTRAL	0- 2		0- 0		0- 0	
2- 9	0- 1		0- 1		NON-CONFERENCE	0- 3		0- 3		2- 1	
1- 2	0- 0		0- 0		HOME	0- 0		0- 2		1- 0	
1- 5	0- 1		0- 1		AWAY	0- 1		0- 1		1- 1	
0- 2	0- 0		0- 0		NEUTRAL	0- 2		0- 0		0- 0	
0- 0	0- 0		0- 0		CONFERENCE	0- 0		0- 0		0- 0	
0- 0	0- 0		0- 0		HOME	0- 0		0- 0		0- 0	
0- 0	0- 0		0- 0		AWAY	0- 0		0- 0		0- 0	
0- 0	0- 0		0- 0		NEUTRAL	0- 0		0- 0		0- 0	

RPI 1-25				RPI 26-50				RPI 51-100				RPI 101+ Team's RPI: 237			
RPI	S	Opponent	Score	RPI	S	Opponent	Score	RPI	S	Opponent	Score	RPI	S	Opponent	Score
9	A	Baylor	58 116	47	A	Rutgers	52 96	72	N	Montana	77 79	125	H	Duquesne	73 93
								73	N	Boise St.	64 78	126	A	Youngstown St.	56 80
								91	A	Pittsburgh	75 78	128	H	FGCU	69 83
												210	H	Morehead St.	89 83
												270	A	Liberty	53 82
												344	A	Longwood	91 88

LAST 12 Division I GAMES:															
126	A	Youngstown St.	56 80	72	N	Montana	77 79	128	H	FGCU	69 83	91	A	Pittsburgh	75 78
128	H	FGCU	69 83	91	A	Pittsburgh	75 78	210	H	Morehead St.	89 83	73	N	Boise St.	64 78
344	A	Longwood	91 88	210	H	Morehead St.	89 83	47	A	Rutgers	52 96	53	A	Liberty	53 82
125	H	Duquesne	73 93	47	A	Rutgers	52 96					9	A	Baylor	58 116
270	A	Liberty	53 82												
9	A	Baylor	58 116												

Non-Div I Games: Seton Hill 86 74

Saint Francis (PA)

Average RPI Win:	270	WON-LOST	WINNING	LAST 10	STRENGTH OF	OPP. STRENGTH	TEAM	ADJ.	CONF.	ADJ CONF.
Average RPI Loss:	144	RECORD	PCT. RANK	GAMES	SCHEDULE	OF SCHEDULE	RPI	RPI	RPI	RPI
DIV. I ONLY	4- 8	242	4-6	233	214	284	284	16	16	
DIV. I NON-CONF.	4- 8	241	1- 0	230	215	285	285	16	16	

TOTALS	RPI 1-25	RPI 26-50	W-L RECORDS	RPI 51-100	RPI 101-150	RPI 150+				
4- 8	0- 0	0- 2	OVERALL	0- 1	0- 0	4- 5				
3- 5	0- 0	0- 2	HOME	0- 0	0- 0	3- 3				
1- 3	0- 0	0- 0	AWAY	0- 1	0- 0	1- 2				
0- 0	0- 0	0- 0	NEUTRAL	0- 0	0- 0	0- 0				
4- 8	0- 0	0- 2	NON-CONFERENCE	0- 1	0- 0	4- 5				
3- 5	0- 0	0- 2	HOME	0- 0	0- 0	3- 3				
1- 3	0- 0	0- 0	AWAY	0- 1	0- 0	1- 2				
0- 0	0- 0	0- 0	NEUTRAL	0- 0	0- 0	0- 0				
0- 0	0- 0	0- 0	CONFERENCE	0- 0	0- 0	0- 0				
0- 0	0- 0	0- 0	HOME	0- 0	0- 0	0- 0				
0- 0	0- 0	0- 0	AWAY	0- 0	0- 0	0- 0				
0- 0	0- 0	0- 0	NEUTRAL	0- 0	0- 0	0- 0				

RPI	S	Opponent	Score	RPI	S	Opponent	Score	RPI	S	Opponent	Score	RPI	S	Opponent	Score
29	H	Auburn	70 81	87	A	Penn	45 65	154	H	Towson	52 73	166	A	Drexel	34 51
36	H	Villanova	35 47					213	A	Delaware	39 48	217	A	Sacred Heart	61 44
								222	H	Temple	52 58	247	H	Rider	54 56
								271	H	Niagara	68 54	287	H	Loyola Maryland	49 46
								305	H	Columbiana	68 61				

LAST 12 Division I GAMES:															
36	H	Villanova	35 47	287	H	Loyola Maryland	49 46	213	A	Delaware	39 48	217	A	Sacred Heart	61 44
305	H	Columbiana	68 61	154	H	Towson	52 73	29	H	Auburn	70 81	222	H	Temple	52 58
247	H	Rider	54 56	87	A	Penn	45 65								
271	H	Niagara	68 54	166	A	Drexel	34 51								

Non-Div I Games:

Saint Joseph's

Average RPI Win:	215	WON-LOST	WINNING	LAST 10	STRENGTH OF	OPP. STRENGTH	TEAM	ADJ.	CONF.	ADJ CONF.
Average RPI Loss:	125	RECORD	PCT. RANK	GAMES	SCHEDULE	OF SCHEDULE	RPI	RPI	RPI	RPI
DIV. I ONLY	5- 8	224	4-6	166	109	204	204	16	16	
DIV. I NON-CONF.	5- 8	223	1- 0	167	107	204	204	16	16	

TOTALS	RPI 1-25	RPI 26-50	W-L RECORDS	RPI 51-100	RPI 101-150	RPI 150+				
5- 8	0- 1	0- 1	OVERALL	0- 0	2- 3	3- 3				
2- 4	0- 1	0- 1	HOME	0- 0	1- 1	1- 1				
3- 2	0- 0	0- 0	AWAY	0- 0	1- 0	2- 2				
0- 2	0- 0	0- 0	NEUTRAL	0- 0	0- 2	0- 0				
5- 8	0- 1	0- 1	NON-CONFERENCE	0- 0	2- 3	3- 3				
2- 4	0- 1	0- 1	HOME	0- 0	1- 1	1- 1				
3- 2	0- 0	0- 0	AWAY	0- 0	1- 0	2- 2				
0- 2	0- 0	0- 0	NEUTRAL	0- 0	0- 2	0- 0				
0- 0	0- 0	0- 0	CONFERENCE	0- 0	0- 0	0- 0				
0- 0	0- 0	0- 0	HOME	0- 0	0- 0	0- 0				
0- 0	0- 0	0- 0	AWAY	0- 0	0- 0	0- 0				
0- 0	0- 0	0- 0	NEUTRAL	0- 0	0- 0	0- 0				

RPI	S	Opponent	Score	RPI	S	Opponent	Score	RPI	S	Opponent	Score	RPI	S	Opponent	Score	Team's RPI: 204
2	H	UConn	42 98	49	H	Missouri	62 74					121	H	Southern Ill.	62 58	
												127	N	Yale	52 58	
												132	N	Chattanooga	61 71	
												136	A	Virginia	67 65	
												140	H	Cincinnati	50 51	
												170	H	Indiana St.	56 60	
												183	A	Tulsa	75 86	
												194	A	Illinois St.	67 72	
												248	A	Eastern Ky.	70 43	
												254	H	SIUE	63 56	
												314	A	Fla. Atlantic	93 61	

LAST 12 Division I GAMES:																
254	H	SIUE	63 56	314	A	Fla. Atlantic	93 61	127	N	Yale	52 58	49	H	Missouri	62 74	
121	H	Southern Ill.	62 58					194	A	Illinois St.	67 72	2	H	UConn	42 98	
136	A	Virginia	67 65									170	H	Indiana St.	56 60	
132	N	Chattanooga	61 71													
183	A	Tulsa	75 86													
140	H	Cincinnati	50 51													

Non-Div I Games:

Saint Louis

Average RPI Win: 160		WON-LOST RECORD	WINNING PCT. RANK	LAST 10 GAMES	STRENGTH OF SCHEDULE	OPP. STRENGTH OF SCHEDULE	TEAM RPI	ADJ. RPI	CONF. RPI	ADJ CONF. RPI
Average RPI Loss: 40										
DIV. I ONLY		7- 4	108	6-4	47	38	43	43	7	7
DIV. I NON-CONF.		7- 4	108	1- 0	48	41	45	45	7	7
TOTALS		RPI 1-25	RPI 26-50	W-L RECORDS		RPI 51-100	RPI 101-150	RPI 150+		
7- 4	0- 2		2- 0	OVERALL		0- 2	1- 0	4- 0		
2- 2	0- 2		1- 0	HOME		0- 0	0- 0	1- 0		
3- 2	0- 0		0- 0	AWAY		0- 2	1- 0	2- 0		
2- 0	0- 0		1- 0	NEUTRAL		0- 0	0- 0	1- 0		
7- 4	0- 2		2- 0	NON-CONFERENCE		0- 2	1- 0	4- 0		
2- 2	0- 2		1- 0	HOME		0- 0	0- 0	1- 0		
3- 2	0- 0		0- 0	AWAY		0- 2	1- 0	2- 0		
2- 0	0- 0		1- 0	NEUTRAL		0- 0	0- 0	1- 0		
0- 0	0- 0		0- 0	CONFERENCE		0- 0	0- 0	0- 0		
0- 0	0- 0		0- 0	HOME		0- 0	0- 0	0- 0		
0- 0	0- 0		0- 0	AWAY		0- 0	0- 0	0- 0		
0- 0	0- 0		0- 0	NEUTRAL		0- 0	0- 0	0- 0		

RPI 1-25					
RPI	S	Opponent	Score		
3	H	Oregon	55	79	
13	H	Cal i forn i a	78	81	

RPI 26-50					
RPI	S	Opponent	Score		
31	N	Ol d Dom i ni on	83	65	
35	H	Wyomi ng	90	84	

RPI 51-100					
RPI	S	Opponent	Score		
59	A	Oregon St.	56	89	
86	A	UC Davi s	74	76	

RPI 101+					
RPI	S	Opponent	Score		
103	A	Washi ngton St.	70	64	
168	N	Texas St.	89	62	
187	H	Mil wau kee	73	71	
294	A	Cal Pol y	69	51	
300	A	UC Santa Barbara	80	55	

LAST 12 Division I GAMES:					
300	A	UC Santa Barbara	80	55	
3	H	Oregon	55	79	
187	H	Mil wau kee	73	71	
59	A	Oregon St.	56	89	
103	A	Washi ngton St.	70	64	
35	H	Wyomi ng	90	84	
31	N	Ol d Dom i ni on	83	65	
168	N	Texas St.	89	62	
86	A	UC Davi s	74	76	
13	H	Cal i forn i a	78	81	
294	A	Cal Pol y	69	51	

Non-Div I Games:

Saint Mary's (CA)

Saint Peter's

Through Games Of Dec. 30, 2018

Average RPI Win:	340	WON-LOST	WINNING	LAST 10	STRENGTH OF	OPP. STRENGTH	TEAM	ADJ.	CONF.	ADJ CONF.
Average RPI Loss:	179	RECORD	PCT. RANK	GAMES	SCHEDULE	OF SCHEDULE	RPI	RPI	RPI	RPI
DIV. I ONLY	5- 6	180	4-6	302	345	281	281	28	28	
DIV. I NON-CONF.	5- 6	176	1- 0	303	344	282	282	28	28	

TOTALS	RPI 1-25	RPI 26-50	W-L RECORDS	RPI 51-100	RPI 101-150	RPI 150+				
5- 6	0- 0	0- 0	OVERALL	0- 2	0- 1	5- 3				
4- 1	0- 0	0- 0	HOME	0- 0	0- 0	4- 1				
1- 5	0- 0	0- 0	AWAY	0- 2	0- 1	1- 2				
0- 0	0- 0	0- 0	NEUTRAL	0- 0	0- 0	0- 0				
5- 6	0- 0	0- 0	NON-CONFERENCE	0- 2	0- 1	5- 3				
4- 1	0- 0	0- 0	HOME	0- 0	0- 0	4- 1				
1- 5	0- 0	0- 0	AWAY	0- 2	0- 1	1- 2				
0- 0	0- 0	0- 0	NEUTRAL	0- 0	0- 0	0- 0				
0- 0	0- 0	0- 0	CONFERENCE	0- 0	0- 0	0- 0				
0- 0	0- 0	0- 0	HOME	0- 0	0- 0	0- 0				
0- 0	0- 0	0- 0	AWAY	0- 0	0- 0	0- 0				
0- 0	0- 0	0- 0	NEUTRAL	0- 0	0- 0	0- 0				

RPI 1-25				RPI 26-50				RPI 51-100				RPI 101+				Team's RPI: 281
RPI	S	Opponent	Score	RPI	S	Opponent	Score	RPI	S	Opponent	Score	RPI	S	Opponent	Score	
								81	A	Boston College	57 89	127	A	Yale	56 72	
								88	A	Seton Hall	47 90	219	H	Cal St. Fullerton	45 69	
												273	A	St. Francis Brooklyn	70 74	
												288	A	UMass Lowell	57 59	
												332	H	NJIT	70 57	
												333	H	Wagner	69 57	
												340	A	Lafayette	62 60	
												347	H	Fairleigh Dickinson	75 58	
												349	H	LIU Brooklyn	86 59	
LAST 12 Division I GAMES:																
340	A	Lafayette	62 60	347	H	Fairleigh Dickinson	75 58	273	A	St. Francis Brooklyn	70 74					
349	H	LIU Brooklyn	86 59	219	H	Cal St. Fullerton	45 69	127	A	Yale	56 72					
81	A	Boston College	57 89	88	A	Seton Hall	47 90	333	H	Wagner	69 57					
288	A	UMass Lowell	57 59													
332	H	NJIT	70 57													

Non-Div I Games:

Saint Peter's

Loss,
Non-Conf, S Site, H Home
A Away
N Neutral

Average RPI Win: 284 WON-LOST RECORD WINNING PCT. RANK LAST 10 GAMES STRENGTH OF SCHEDULE OPP. STRENGTH OF SCHEDULE TEAM RPI ADJ. RPI CONF. RPI ADJ CONF. RPI

Average RPI Loss: 139

DIV. I ONLY	2- 5	262	5-5	42	332	161	161	22	22
DIV. I NON-CONF.	2- 5	262	0- 1	45	330	162	162	22	22
TOTALS	RPI 1-25	RPI 26-50	W-L RECORDS	RPI 51-100	RPI 101-150	RPI 150+			
2- 5	0- 0	0- 0	OVERALL	0- 1	0- 2	2- 2			
0- 1	0- 0	0- 0	HOME	0- 0	0- 1	0- 0			
2- 3	0- 0	0- 0	AWAY	0- 1	0- 1	2- 1			
0- 1	0- 0	0- 0	NEUTRAL	0- 0	0- 0	0- 1			
2- 5	0- 0	0- 0	NON-CONFERENCE	0- 1	0- 2	2- 2			
0- 1	0- 0	0- 0	HOME	0- 0	0- 1	0- 0			
2- 3	0- 0	0- 0	AWAY	0- 1	0- 1	2- 1			
0- 1	0- 0	0- 0	NEUTRAL	0- 0	0- 0	0- 1			
0- 0	0- 0	0- 0	CONFERENCE	0- 0	0- 0	0- 0			
0- 0	0- 0	0- 0	HOME	0- 0	0- 0	0- 0			
0- 0	0- 0	0- 0	AWAY	0- 0	0- 0	0- 0			
0- 0	0- 0	0- 0	NEUTRAL	0- 0	0- 0	0- 0			

RPI S Opponent	Score	RPI S Opponent	Score	RPI S Opponent	Score	RPI S Opponent	Score	Team's RPI: 161
				62 A LSU	52 66	114 A TCU	59 72	
						123 H Oral Roberts	62 73	
						156 N Troy	79 84	
						242 A Wi chi ta St.	55 63	
						252 A Southern Mi ss.	65 61	
						316 A Loui si ana	68 62	
LAST 12 Division I GAMES:				123 H Oral Roberts	62 73			
		114 A TCU	59 72	316 A Loui si ana	68 62			
				252 A Southern Mi ss.	65 61			
				156 N Troy	79 84			
				242 A Wi chi ta St.	55 63			
				62 A LSU	52 66			

Non-Div I Games: UNKNOWN 94 46 Wiley 101 63 Jarvis Christian 100 55

Sam Houston St.

Average RPI Win: 228
Average RPI Loss: 156

WON-LOST
RECORD

WINNING
PCT. RANK

LAST 10
GAMES

STRENGTH OF
SCHEDULE

OPP. STRENGTH
OF SCHEDULE

TEAM
RPI

ADJ.
RPI

CONF.
RPI

ADJ CONF.
RPI

DIV. I ONLY
DIV. I NON-CONF.

3- 10
3- 10

279
278

2-8
0- 1

112
112

272
270

212
214

212
214

23
23

23
23

TOTALS

RPI 1-25

RPI 26-50

W-L RECORDS

RPI 51-100

RPI 101-150

RPI 150+

3- 10

0- 0

0- 1

OVERALL

0- 2

0- 2

3- 5

1- 1

0- 0

0- 0

HOME

0- 0

0- 1

1- 0

2- 9

0- 0

0- 1

AWAY

0- 2

0- 1

2- 5

0- 0

0- 0

0- 0

NEUTRAL

0- 0

0- 0

0- 0

3- 10

0- 0

0- 1

NON-CONFERENCE

0- 2

0- 2

3- 5

1- 1

0- 0

0- 0

HOME

0- 0

0- 1

1- 0

2- 9

0- 0

0- 1

AWAY

0- 2

0- 1

2- 5

0- 0

0- 0

0- 0

NEUTRAL

0- 0

0- 0

0- 0

0- 0

0- 0

0- 0

CONFERENCE

0- 0

0- 0

0- 0

0- 0

0- 0

0- 0

HOME

0- 0

0- 0

0- 0

0- 0

0- 0

0- 0

AWAY

0- 0

0- 0

0- 0

0- 0

0- 0

0- 0

NEUTRAL

0- 0

0- 0

0- 0

RPI 1-25

RPI 26-50

RPI 51-100

RPI 101+

Team's RPI: 212

RPI S Opponent Score

RPI S Opponent Score

RPI S Opponent Score

RPI S Opponent Score

29 A Auburn 46 73

51 A Colorado 39 81

100 A Oklahoma St. 62 82

101 A UT Martin 68 89

141 H UAB 41 66

156 A Troy 52 72

180 A Vanderbilt 52 77

189 A Alabama St. 60 51

192 A Denver 87 83

252 A Southern Miss. 40 76

262 A Hampton 57 64

283 A Memphis 48 53

304 H Presbyterian 75 54

LAST 12 Division I GAMES:

180 A Vanderbilt 52 77

51 A Colorado 39 81

192 A Denver 87 83

29 A Auburn 46 73

283 A Memphis 48 53

141 H UAB 41 66

304 H Presbyterian 75 54

262 A Hampton 57 64

100 A Oklahoma St. 62 82

252 A Southern Miss. 40 76

189 A Alabama St. 60 51

156 A Troy 52 72

Non-Div I Games:

Rhodes

71 54

Samford

Average RPI Win: 247

Average RPI Loss: 156

WON-LOST
RECORDWINNING
PCT. RANKLAST 10
GAMESSTRENGTH OF
SCHEDULEOPP. STRENGTH
OF SCHEDULETEAM
RPIADJ.
RPICONF.
RPIADJ CONF.
RPIDIV. I ONLY
DIV. I NON-CONF.6- 5
6- 4144
1246-4
0- 0289
282129
110214
193214
1937
77
7

TOTALS

RPI 1-25

RPI 26-50

W-L RECORDS

RPI 51-100

RPI 101-150

RPI 150+

6- 5 0- 2
5- 1 0- 1
1- 4 0- 1
0- 0 0- 00- 0
0- 0
0- 0
0- 0OVERALL
HOME
AWAY
NEUTRAL0- 0
0- 0
0- 0
0- 00- 0
0- 0
0- 0
0- 06- 3
5- 0
1- 3
0- 06- 4 0- 2
5- 1 0- 1
1- 3 0- 1
0- 0 0- 00- 0
0- 0
0- 0
0- 0NON-CONFERENCE
HOME
AWAY
NEUTRAL0- 0
0- 0
0- 0
0- 00- 0
0- 0
0- 0
0- 06- 2
5- 0
1- 2
0- 00- 1 0- 0
0- 0 0- 0
0- 1 0- 0
0- 0 0- 00- 0
0- 0
0- 0
0- 0CONFERENCE
HOME
AWAY
NEUTRAL0- 0
0- 0
0- 0
0- 00- 0
0- 0
0- 0
0- 00- 1
0- 0
0- 1
0- 0

RPI 1-25

RPI 26-50

RPI 51-100

RPI 101+

Team's RPI: 214

RPI	S	Opponent	Score
13	H	Cal i forni a	53 70
24	A	Mi nnesota	48 53

RPI	S	Opponent	Score
-----	---	----------	-------

RPI	S	Opponent	Score
-----	---	----------	-------

RPI	S	Opponent	Score
209	H	San Diego St.	72 71
218	A	Southern Utah	59 69
224	H	Cleveland St.	83 82
235	A	San Francisco	57 68
238	H	Dartmouth	78 76
241	A	Long Beach St.	60 56
280	H	Hawai i	58 50
289	H	San Jose St.	83 79
290	A	UTSA	77 87

LAST 12 Division I GAMES:

235	A	San Francisco	57 68	13	H	Cal i forni a	53 70
289	H	San Jose St.	83 79	224	H	Cleveland St.	83 82
290	A	UTSA	77 87	24	A	Mi nnesota	48 53
241	A	Long Beach St.	60 56	280	H	Hawai i	58 50
238	H	Dartmouth	78 76	218	A	Southern Utah	59 69
209	H	San Diego St.	72 71				

San Diego

San Diego

Non-Div I Games: Cal St. San B'dino 76 58

San Diego

Loss, Non-Conf, S Site, H Home A Away N Neutral

Average RPI Win: **236**
 Average RPI Loss: **169**

WON-LOST
RECORD

WINNING
PCT. RANK

LAST 10
GAMES

STRENGTH OF
SCHEDULE

OPP. STRENGTH
OF SCHEDULE

TEAM
RPI

ADJ.
RPI

CONF.
RPI

ADJ CONF.
RPI

DIV. I ONLY	5- 6	180	4-6	165	304	209	209	10	10
DIV. I NON-CONF.	5- 6	176	0- 1	166	303	211	211	10	10
<hr/>									
TOTALS	RPI 1-25	RPI 26-50	W-L RECORDS	RPI 51-100	RPI 101-150	RPI 150+			
5- 6	0- 0	0- 0	OVERALL	0- 1	1- 2	4- 3			
3- 3	0- 0	0- 0	HOME	0- 1	0- 1	3- 1			
2- 3	0- 0	0- 0	AWAY	0- 0	1- 1	1- 2			
0- 0	0- 0	0- 0	NEUTRAL	0- 0	0- 0	0- 0			
5- 6	0- 0	0- 0	NON-CONFERENCE	0- 1	1- 2	4- 3			
3- 3	0- 0	0- 0	HOME	0- 1	0- 1	3- 1			
2- 3	0- 0	0- 0	AWAY	0- 0	1- 1	1- 2			
0- 0	0- 0	0- 0	NEUTRAL	0- 0	0- 0	0- 0			
0- 0	0- 0	0- 0	CONFERENCE	0- 0	0- 0	0- 0			
0- 0	0- 0	0- 0	HOME	0- 0	0- 0	0- 0			
0- 0	0- 0	0- 0	AWAY	0- 0	0- 0	0- 0			
0- 0	0- 0	0- 0	NEUTRAL	0- 0	0- 0	0- 0			

RPI 1-25				RPI 26-50				RPI 51-100				RPI 101+				Team's RPI: 209	
RPI	S	Opponent	Score	RPI	S	Opponent	Score	RPI	S	Opponent	Score	RPI	S	Opponent	Score		
								79	H	Ari zona	60	69	114	H	TCU	64	81
												122	A	UC Irvi ne	78	70	
												142	A	CSUN	74	77	
												163	A	Santa Cla ra	43	60	
												214	A	San Di ego	71	72	
												219	A	Cal St. Fullerton	83	72	
												269	H	Cal i forn i a Bapt i st	83	67	
												280	H	Hawai i	58	57	
												291	H	Incarnate Word	81	38	
												300	H	UC Santa Barbara	58	63	
LAST 12 Division I GAMES:																	
142	A	CSUN	74	77	300	H	UC Santa Barbara	58	63								
122	A	UC Irvi ne	78	70	291	H	Incarnate Word	81	38								
79	H	Ari zona	60	69	219	A	Cal St. Fullerton	83	72								
214	A	San Di ego	71	72	163	A	Santa Cla ra	43	60								
114	H	TCU	64	81	280	H	Hawai i	58	57								
269	H	Cal i forn i a Bapt i st	83	67													

Non-Div I Games:

San Diego St.

Average RPI Win:	265	WON-LOST	WINNING	LAST 10	STRENGTH OF	OPP. STRENGTH	TEAM	ADJ.	CONF.	ADJ CONF.
Average RPI Loss:	94	RECORD	PCT. RANK	GAMES	SCHEDULE	OF SCHEDULE	RPI	RPI	RPI	RPI
DIV. I ONLY	5- 7	201	4-6	246	119	235	235	7	7	
DIV. I NON-CONF.	4- 7	228	0- 0	260	96	256	256	7	7	

TOTALS	RPI 1-25	RPI 26-50	W-L RECORDS	RPI 51-100	RPI 101-150	RPI 150+				
5- 7	0- 1	0- 0	OVERALL	0- 3	0- 2	5- 1				
2- 3	0- 0	0- 0	HOME	0- 2	0- 1	2- 0				
1- 3	0- 1	0- 0	AWAY	0- 1	0- 1	1- 0				
2- 1	0- 0	0- 0	NEUTRAL	0- 0	0- 0	2- 1				
4- 7	0- 1	0- 0	NON-CONFERENCE	0- 3	0- 2	4- 1				
1- 3	0- 0	0- 0	HOME	0- 2	0- 1	1- 0				
1- 3	0- 1	0- 0	AWAY	0- 1	0- 1	1- 0				
2- 1	0- 0	0- 0	NEUTRAL	0- 0	0- 0	2- 1				
1- 0	0- 0	0- 0	CONFERENCE	0- 0	0- 0	1- 0				
1- 0	0- 0	0- 0	HOME	0- 0	0- 0	1- 0				
0- 0	0- 0	0- 0	AWAY	0- 0	0- 0	0- 0				
0- 0	0- 0	0- 0	NEUTRAL	0- 0	0- 0	0- 0				

RPI 1-25				RPI 26-50				RPI 51-100				RPI 101+				Team's RPI: 235
RPI	S	Opponent	Score	RPI	S	Opponent	Score	RPI	S	Opponent	Score	RPI	S	Opponent	Score	
4	A	Stanford	62 96					70	H	Northern Colo.	63 68	103	A	Washington St.	61 91	
								86	H	UC Davis	68 70	119	H	UT Arlington	73 80	
								93	A	Idaho	63 70	186	N	North Dakota	97 100	
												211	A	Sacramento St.	86 75	
												214	H	San Diego	68 57	
												289	H	San Jose St.	85 63	
												294	N	Cal Poly	65 62	
												319	N	North Dakota St.	75 42	

LAST 12 Division I GAMES:																
319	N	North Dakota St.	75 42	214	H	San Diego	68 57	186	N	North Dakota	97 100	70	H	Northern Colo.	63 68	
86	H	UC Davis	68 70	186	N	North Dakota	97 100	70	H	Northern Colo.	63 68	294	N	Cal Poly	65 62	
211	A	Sacramento St.	86 75	70	H	Northern Colo.	63 68	294	N	Cal Poly	65 62	4	A	Stanford	62 96	
93	A	Idaho	63 70	61	91			289	H	San Jose St.	85 63					
103	A	Washington St.	61 91													
119	H	UT Arlington	73 80													

Non-Div I Games:

San Francisco

Average RPI Win: 299

Average RPI Loss: 140

WON-LOST
RECORDWINNING
PCT. RANKLAST 10
GAMESSTRENGTH OF
SCHEDULEOPP. STRENGTH
OF SCHEDULETEAM
RPIADJ.
RPICONF.
RPIADJ CONF.
RPIDIV. I ONLY
DIV. I NON-CONF.1- 9
1- 9324
3251-9
0- 194
93250
247289
290289
29010
1010
10

TOTALS

RPI 1-25

RPI 26-50

W-L RECORDS

RPI 51-100

RPI 101-150

RPI 150+

1- 9
1- 3
0- 6
0- 00- 0
0- 0
0- 0
0- 00- 0
0- 0
0- 0
0- 0OVERALL
HOME
AWAY
NEUTRAL0- 3
0- 1
0- 2
0- 00- 2
0- 1
0- 1
0- 01- 4
1- 1
0- 3
0- 01- 9
1- 3
0- 6
0- 00- 0
0- 0
0- 0
0- 00- 0
0- 0
0- 0
0- 0NON-CONFERENCE
HOME
AWAY
NEUTRAL0- 3
0- 1
0- 2
0- 00- 2
0- 1
0- 1
0- 01- 4
1- 1
0- 3
0- 00- 0
0- 0
0- 0
0- 00- 0
0- 0
0- 0
0- 00- 0
0- 0
0- 0
0- 0CONFERENCE
HOME
AWAY
NEUTRAL0- 0
0- 0
0- 0
0- 00- 0
0- 0
0- 0
0- 00- 0
0- 0
0- 0
0- 0

RPI 1-25

RPI 26-50

RPI 51-100

RPI 101+

Team's RPI: 289

RPI S Opponent Score

RPI S Opponent Score

RPI S Opponent Score

RPI S Opponent Score

51 A Col orado 64 76
83 A Nebraska 63 96
85 H Paci fi c 67 91122 H UC Irvi ne 66 74
142 A CSUN 40 76
162 A Portland St. 51 80
163 H Santa Clara 56 62
214 A San Di ego 79 83
235 A San Franci sco 63 85
299 H CSU Bakersfi el d 82 72

LAST 12 Division I GAMES:

163 H Santa Clara 56 62
83 A Nebraska 63 96
51 A Col orado 64 76
122 H UC Irvi ne 66 74
85 H Paci fi c 67 91
299 H CSU Bakersfi el d 82 72
214 A San Di ego 79 83
142 A CSUN 40 76
162 A Portland St. 51 80
235 A San Franci sco 63 85

Non-Div I Games:

San Fran. St.

66

73

San Jose St.

Average RPI Win:	239	WON-LOST	WINNING	LAST 10	STRENGTH OF	OPP. STRENGTH	TEAM	ADJ.	CONF.	ADJ CONF.
Average RPI Loss:	81	RECORD	PCT. RANK	GAMES	SCHEDULE	OF SCHEDULE	RPI	RPI	RPI	RPI

DIV. I ONLY	6- 5	144	5-5	171	146	163	163	7	7
DIV. I NON-CONF.	6- 4	124	0- 0	210	154	150	150	7	7

TOTALS	RPI 1-25	RPI 26-50	W-L RECORDS	RPI 51-100	RPI 101-150	RPI 150+			
6- 5	0- 0	0- 2	OVERALL	0- 1	0- 2	6- 0			
4- 2	0- 0	0- 1	HOME	0- 0	0- 1	4- 0			
2- 3	0- 0	0- 1	AWAY	0- 1	0- 1	2- 0			
0- 0	0- 0	0- 0	NEUTRAL	0- 0	0- 0	0- 0			
6- 4	0- 0	0- 1	NON-CONFERENCE	0- 1	0- 2	6- 0			
4- 1	0- 0	0- 0	HOME	0- 0	0- 1	4- 0			
2- 3	0- 0	0- 1	AWAY	0- 1	0- 1	2- 0			
0- 0	0- 0	0- 0	NEUTRAL	0- 0	0- 0	0- 0			
0- 1	0- 0	0- 1	CONFERENCE	0- 0	0- 0	0- 0			
0- 1	0- 0	0- 1	HOME	0- 0	0- 0	0- 0			
0- 0	0- 0	0- 0	AWAY	0- 0	0- 0	0- 0			
0- 0	0- 0	0- 0	NEUTRAL	0- 0	0- 0	0- 0			

RPI 1-25				RPI 26-50				RPI 51-100				RPI 101+ Team's RPI: 163			
RPI	S	Opponent	Score	RPI	S	Opponent	Score	RPI	S	Opponent	Score	RPI	S	Opponent	Score
				48	H	BYU	44 54	59	A	Oregon St.	31 82	106	A	Fresno St.	53 80
				50	A	Southern California	46 77					142	H	CSUN	38 53
												151	H	Missouri St.	77 73
												209	H	San Diego St.	60 43
												219	A	Cal St. Fullerton	64 60
												227	H	Nevada	56 48
												289	A	San Jose St.	62 56
												338	H	Grand Canyon	75 55

LAST 12 Division I GAMES:															
				59	A	Oregon St.	31 82	48	H	BYU	44 54				
				142	H	CSUN	38 53	338	H	Grand Canyon	75 55				
				151	H	Missouri St.	77 73	289	A	San Jose St.	62 56				
				219	A	Cal St. Fullerton	64 60	106	A	Fresno St.	53 80				
				50	A	Southern California	46 77	227	H	Nevada	56 48				
				209	H	San Diego St.	60 43								

Non-Div I Games: Sonoma St. 98 38

Santa Clara

Average RPI Win:	0	WON-LOST	WINNING	LAST 10	STRENGTH OF	OPP. STRENGTH	TEAM	ADJ.	CONF.	ADJ CONF.
Average RPI Loss:	177	RECORD	PCT. RANK	GAMES	SCHEDULE	OF SCHEDULE	RPI	RPI	RPI	RPI
DIV. I ONLY	0- 7	338	2-7	293	127	343	343	32	32	
DIV. I NON-CONF.	0- 7	336	0- 1	293	123	344	344	32	32	

TOTALS	RPI 1-25	RPI 26-50	W-L RECORDS	RPI 51-100	RPI 101-150	RPI 150+				
0- 7	0- 0	0- 1	OVERALL	0- 1	0- 0	0- 5				
0- 3	0- 0	0- 0	HOME	0- 0	0- 0	0- 3				
0- 4	0- 0	0- 1	AWAY	0- 1	0- 0	0- 2				
0- 0	0- 0	0- 0	NEUTRAL	0- 0	0- 0	0- 0				
0- 7	0- 0	0- 1	NON-CONFERENCE	0- 1	0- 0	0- 5				
0- 3	0- 0	0- 0	HOME	0- 0	0- 0	0- 3				
0- 4	0- 0	0- 1	AWAY	0- 1	0- 0	0- 2				
0- 0	0- 0	0- 0	NEUTRAL	0- 0	0- 0	0- 0				
0- 0	0- 0	0- 0	CONFERENCE	0- 0	0- 0	0- 0				
0- 0	0- 0	0- 0	HOME	0- 0	0- 0	0- 0				
0- 0	0- 0	0- 0	AWAY	0- 0	0- 0	0- 0				
0- 0	0- 0	0- 0	NEUTRAL	0- 0	0- 0	0- 0				

RPI 1-25				RPI 26-50				RPI 51-100				RPI 101+				Team's RPI: 343
RPI	S	Opponent	Score	RPI	S	Opponent	Score	RPI	S	Opponent	Score	RPI	S	Opponent	Score	
				33	A	South Dakota St.	49 97	53	A	DePaul	61 124	202	H	Texas Southern	41 65	
												226	H	Ga. Southern	71 82	
												228	H	Jacksonville	58 68	
												242	A	Wichi ta St.	50 66	
												256	A	Ole Miss	51 74	
LAST 12 Division I GAMES:																
				228	H	Jacksonville	58 68	242	A	Wichi ta St.	50 66					
				226	H	Ga. Southern	71 82	33	A	South Dakota St.	49 97					
								256	A	Ole Miss	51 74					
								202	H	Texas Southern	41 65					
								53	A	DePaul	61 124					

Non-Div I Games: Carver 101 49 Wesleyan (GA) 155 26

Savannah St.

Average RPI Win:	0	WON-LOST	WINNING	LAST 10	STRENGTH OF	OPP. STRENGTH	TEAM	ADJ.	CONF.	ADJ CONF.
Average RPI Loss:	161	RECORD	PCT. RANK	GAMES	SCHEDULE	OF SCHEDULE	RPI	RPI	RPI	RPI
DIV. I ONLY	0- 13	338	0-10	91	298	310	310	30	30	
DIV. I NON-CONF.	0- 13	336	0- 1	92	297	310	310	30	30	

TOTALS	RPI 1-25	RPI 26-50	W-L RECORDS	RPI 51-100	RPI 101-150	RPI 150+				
0- 13	0- 0	0- 0	OVERALL	0- 4	0- 2	0- 7				
0- 5	0- 0	0- 0	HOME	0- 0	0- 1	0- 4				
0- 7	0- 0	0- 0	AWAY	0- 3	0- 1	0- 3				
0- 1	0- 0	0- 0	NEUTRAL	0- 1	0- 0	0- 0				
0- 13	0- 0	0- 0	NON-CONFERENCE	0- 4	0- 2	0- 7				
0- 5	0- 0	0- 0	HOME	0- 0	0- 1	0- 4				
0- 7	0- 0	0- 0	AWAY	0- 3	0- 1	0- 3				
0- 1	0- 0	0- 0	NEUTRAL	0- 1	0- 0	0- 0				
0- 0	0- 0	0- 0	CONFERENCE	0- 0	0- 0	0- 0				
0- 0	0- 0	0- 0	HOME	0- 0	0- 0	0- 0				
0- 0	0- 0	0- 0	AWAY	0- 0	0- 0	0- 0				
0- 0	0- 0	0- 0	NEUTRAL	0- 0	0- 0	0- 0				

RPI 1-25				RPI 26-50				RPI 51-100				RPI 101+ Team's RPI: 310					
RPI	S	Opponent	Score	RPI	S	Opponent	Score	RPI	S	Opponent	Score	RPI	S	Opponent	Score		
								54	A	Utah	62	89	120	H	Washi ngton	58	69
								79	N	Ari zona	54	84	122	A	UC I rvine	60	65
								85	A	Paci fi c	61	75	162	A	Portland St.	43	68
								86	A	UC Davi s	59	76	167	H	Northern Ari z.	58	65
													193	H	Pepperdi ne	64	78
													219	H	Cal St. Fullerton	54	57
													227	A	Nevada	54	67
													280	A	Hawai i	51	67
													294	H	Cal Poly	50	60
LAST 12 Division I GAMES:																	
122	A	UC I rvine	60	65	85	A	Paci fi c	61	75	193	H	Pepperdi ne	64	78			
227	A	Nevada	54	67	120	H	Washing ton	58	69	54	A	Utah	62	89			
294	H	Cal Poly	50	60	162	A	Portland St.	43	68	79	N	Ari zona	54	84			
86	A	UC Davi s	59	76	280	A	Hawai i	51	67	167	H	Northern Ari z.	58	65			

Non-Div I Games:

Seattle U

Average RPI	Win: 240	WON-LOST	WINNING	LAST 10	STRENGTH OF	OPP. STRENGTH	TEAM	ADJ.	CONF.	ADJ CONF.
Average RPI	Loss: 36	RECORD	PCT. RANK	GAMES	SCHEDULE	OF SCHEDULE	RPI	RPI	RPI	RPI
DIV. I ONLY	9- 3	59	7-3	196	137	88	88	4	4	
DIV. I NON-CONF.	8- 3	72	0- 0	225	146	111	111	4	4	

TOTALS	RPI 1-25	RPI 26-50	W-L RECORDS	RPI 51-100	RPI 101-150	RPI 150+				
9- 3	0- 1	0- 1	OVERALL	2- 1	0- 0	7- 0				
7- 0	0- 0	0- 0	HOME	1- 0	0- 0	6- 0				
1- 2	0- 1	0- 1	AWAY	1- 0	0- 0	0- 0				
1- 1	0- 0	0- 0	NEUTRAL	0- 1	0- 0	1- 0				
8- 3	0- 1	0- 1	NON-CONFERENCE	1- 1	0- 0	7- 0				
6- 0	0- 0	0- 0	HOME	0- 0	0- 0	6- 0				
1- 2	0- 1	0- 1	AWAY	1- 0	0- 0	0- 0				
1- 1	0- 0	0- 0	NEUTRAL	0- 1	0- 0	1- 0				
1- 0	0- 0	0- 0	CONFERENCE	1- 0	0- 0	0- 0				
1- 0	0- 0	0- 0	HOME	1- 0	0- 0	0- 0				
0- 0	0- 0	0- 0	AWAY	0- 0	0- 0	0- 0				
0- 0	0- 0	0- 0	NEUTRAL	0- 0	0- 0	0- 0				

RPI 1-25				RPI 26-50				RPI 51-100 Team's RPI: 88				RPI 101+			
RPI	S	Opponent	Score	RPI	S	Opponent	Score	RPI	S	Opponent	Score	RPI	S	Opponent	Score
2	A	UConn	61 99	37	A	UCLA	62 78	68	N	Georgia Tech	73 84	250	H	Kennesaw St.	102 80
								71	H	St. John's (NY)	77 67	273	H	St. Francis Brooklyn	100 77
								99	A	Princeton	70 66	274	N	UNC Greensboro	71 64
												281	H	Saint Peter's	90 47
												288	H	UMass Lowell	90 57
												290	H	UTSA	84 53
												333	H	Wagner	95 40
LAST 12 Division I GAMES:															
71	H	St. John's (NY)	77 67	281	H	Saint Peter's	90 47								
274	N	UNC Greensboro	71 64	288	H	UMass Lowell	90 57								
68	N	Georgia Tech	73 84	273	H	St. Francis Brooklyn	100 77								
2	A	UConn	61 99	37	A	UCLA	62 78								
250	H	Kennesaw St.	102 80	99	A	Princeton	70 66								
333	H	Wagner	95 40	290	H	UTSA	84 53								

Non-Div I Games:

Seton Hall

Average RPI Win: **267**
 Average RPI Loss: **190**

WON-LOST
RECORD

WINNING
PCT. RANK

LAST 10
GAMES

STRENGTH OF
SCHEDULE

OPP. STRENGTH
OF SCHEDULE

TEAM
RPI

ADJ.
RPI

CONF.
RPI

ADJ CONF.
RPI

DIV. I ONLY	4- 7	231	4-6	268	303	293	293	28	28
DIV. I NON-CONF.	4- 7	228	1- 0	266	302	294	294	28	28
<hr/>									
TOTALS	RPI 1-25	RPI 26-50	W-L RECORDS	RPI 51-100	RPI 101-150	RPI 150+			
4- 7	0- 0	0- 0	OVERALL	0- 2	0- 0	4- 5			
2- 4	0- 0	0- 0	HOME	0- 2	0- 0	2- 2			
1- 2	0- 0	0- 0	AWAY	0- 0	0- 0	1- 2			
1- 1	0- 0	0- 0	NEUTRAL	0- 0	0- 0	1- 1			
4- 7	0- 0	0- 0	NON-CONFERENCE	0- 2	0- 0	4- 5			
2- 4	0- 0	0- 0	HOME	0- 2	0- 0	2- 2			
1- 2	0- 0	0- 0	AWAY	0- 0	0- 0	1- 2			
1- 1	0- 0	0- 0	NEUTRAL	0- 0	0- 0	1- 1			
0- 0	0- 0	0- 0	CONFERENCE	0- 0	0- 0	0- 0			
0- 0	0- 0	0- 0	HOME	0- 0	0- 0	0- 0			
0- 0	0- 0	0- 0	AWAY	0- 0	0- 0	0- 0			
0- 0	0- 0	0- 0	NEUTRAL	0- 0	0- 0	0- 0			

RPI 1-25				RPI 26-50				RPI 51-100				RPI 101+ Team' s RPI: 293					
RPI	S	Opponent	Score	RPI	S	Opponent	Score	RPI	S	Opponent	Score	RPI	S	Opponent	Score		
								82	H	Harvard	54	73	166	N	Drexel	39	51
								87	H	Penn	51	58	206	A	Howard	86	81
													207	H	Massachusetts	64	59
													217	A	Sacred Heart	50	72
													229	H	Hofstra	50	57
													236	A	St. Bonaventure	58	74
													314	H	Fla. Atlantic	66	70
													321	H	Col gate	55	53
													333	N	Wagner	74	71
LAST 12 Division I GAMES:																	
				333	N	Wagner	74	71	314	H	Fla. Atlantic	66	70				
				229	H	Hofstra	50	57	321	H	Col gate	55	53				
				207	H	Massachusetts	64	59	166	N	Drexel	39	51				
				236	A	St. Bonaventure	58	74	206	A	Howard	86	81				
				87	H	Penn	51	58	82	H	Harvard	54	73				
									217	A	Sacred Heart	50	72				

Non-Div I Games:

Siena

Average RPI Win: 223 WON-LOST WINNING LAST 10
Average RPI Loss: 0 RECORD PCT. RANK GAMES STRENGTH OF OPP. STRENGTH TEAM ADJ. CONF. ADJ CONF.
SCHEDULE OF SCHEDULE RPI RPI RPI RPI

DIV. I ONLY	9- 0	1	10-0	349	12	131	131	15	15
DIV. I NON-CONF.	9- 0	1	1- 0	349	14	126	126	15	15

TOTALS	RPI 1-25		RPI 26-50	W-L RECORDS	RPI 51-100	RPI 101-150		RPI 150+	
9- 0	0- 0		0- 0	OVERALL	1- 0	1- 0		7- 0	
3- 0	0- 0		0- 0	HOME	0- 0	0- 0		3- 0	
5- 0	0- 0		0- 0	AWAY	1- 0	1- 0		3- 0	
1- 0	0- 0		0- 0	NEUTRAL	0- 0	0- 0		1- 0	
9- 0	0- 0		0- 0	NON-CONFERENCE	1- 0	1- 0		7- 0	
3- 0	0- 0		0- 0	HOME	0- 0	0- 0		3- 0	
5- 0	0- 0		0- 0	AWAY	1- 0	1- 0		3- 0	
1- 0	0- 0		0- 0	NEUTRAL	0- 0	0- 0		1- 0	
0- 0	0- 0		0- 0	CONFERENCE	0- 0	0- 0		0- 0	
0- 0	0- 0		0- 0	HOME	0- 0	0- 0		0- 0	
0- 0	0- 0		0- 0	AWAY	0- 0	0- 0		0- 0	
0- 0	0- 0		0- 0	NEUTRAL	0- 0	0- 0		0- 0	

RPI 1-25				RPI 26-50				RPI 51-100				RPI 101+ Team's RPI: 131			
RPI	S	Opponent	Score	RPI	S	Opponent	Score	RPI	S	Opponent	Score	RPI	S	Opponent	Score
								94	A	Alabama	72 67	124	A	Southern U.	53 49
												175	N	New Mexico St.	68 67
												189	H	Alabama St.	77 65
												252	H	Southern Miss.	77 68
												266	A	Central Ark.	58 50
												275	H	ETSU	81 74
												298	A	Tennessee St.	78 56
												336	A	FIU	84 77

LAST 12 Division I GAMES:															
336	A	FIU	84 77	275	H	ETSU	81 74								
175	N	New Mexico St.	68 67	124	A	Southern U.	53 49								
189	H	Alabama St.	77 65	266	A	Central Ark.	58 50								
94	A	Alabama	72 67	252	H	Southern Miss.	77 68								
298	A	Tennessee St.	78 56												

Non-Div I Games: Faulkner 97 40 Spring Hill 75 57

South Alabama

Average RPI Win: **161** WON-LOST RECORD WINNING PCT. RANK LAST 10 GAMES STRENGTH OF SCHEDULE OPP. STRENGTH OF SCHEDULE TEAM RPI ADJ. RPI CONF. RPI ADJ CONF. RPI

Average RPI Loss: **26**

DIV. I ONLY	8- 4	92	6-4	61	32	56	56	6	6
DIV. I NON-CONF.	8- 4	91	0- 1	60	32	55	55	6	6

TOTALS	RPI 1-25	RPI 26-50	W-L RECORDS	RPI 51-100	RPI 101-150	RPI 150+			
8- 4	0- 2	0- 1	OVERALL	3- 1	0- 0	5- 0			
5- 2	0- 1	0- 1	HOME	2- 0	0- 0	3- 0			
2- 0	0- 0	0- 0	AWAY	1- 0	0- 0	1- 0			
1- 2	0- 1	0- 0	NEUTRAL	0- 1	0- 0	1- 0			
8- 4	0- 2	0- 1	NON-CONFERENCE	3- 1	0- 0	5- 0			
5- 2	0- 1	0- 1	HOME	2- 0	0- 0	3- 0			
2- 0	0- 0	0- 0	AWAY	1- 0	0- 0	1- 0			
1- 2	0- 1	0- 0	NEUTRAL	0- 1	0- 0	1- 0			
0- 0	0- 0	0- 0	CONFERENCE	0- 0	0- 0	0- 0			
0- 0	0- 0	0- 0	HOME	0- 0	0- 0	0- 0			
0- 0	0- 0	0- 0	AWAY	0- 0	0- 0	0- 0			
0- 0	0- 0	0- 0	NEUTRAL	0- 0	0- 0	0- 0			

RPI 1-25				RPI 26-50				RPI 51-100 Team's RPI: 56				RPI 101+			
RPI	S	Opponent	Score	RPI	S	Opponent	Score	RPI	S	Opponent	Score	RPI	S	Opponent	Score
9	H	Bayl or	69 94	26	H	Maryl and	61 85	59	N	Oregon St.	68 70	158	H	Appal achian St.	80 50
10	N	Drake	85 90					60	A	Purdue	82 73	189	A	Al abama St.	94 38
								61	H	Dayton	65 55	222	H	Templ e	88 60
								89	H	Cl emson	69 57	231	H	Furman	66 53
												275	N	ETSU	101 55

LAST 12 Division I GAMES:															
231	H	Furman	66 53	10	N	Drake	85 90	59	N	Oregon St.	68 70				
222	H	Templ e	88 60					275	N	ETSU	101 55				
60	A	Purdue	82 73					26	H	Maryl and	61 85				
158	H	Appal achian St.	80 50					89	H	Cl emson	69 57				
9	H	Bayl or	69 94					189	A	Al abama St.	94 38				
61	H	Dayton	65 55												

Non-Div I Games:

South Carolina

Average RPI Win:	307	WON-LOST	WINNING	LAST 10	STRENGTH OF	OPP. STRENGTH	TEAM	ADJ.	CONF.	ADJ CONF.
Average RPI Loss:	170	RECORD	PCT. RANK	GAMES	SCHEDULE	OF SCHEDULE	RPI	RPI	RPI	RPI

DIV. I ONLY	5- 7	201	6-4	310	285	279	279	32	32
DIV. I NON-CONF.	5- 7	205	0- 0	310	284	280	280	32	32
TOTALS	RPI 1-25	RPI 26-50	W-L RECORDS	RPI 51-100	RPI 101-150	RPI 150+			
5- 7	0- 0	0- 0	OVERALL	0- 3	0- 0	5- 4			
3- 1	0- 0	0- 0	HOME	0- 0	0- 0	3- 1			
2- 4	0- 0	0- 0	AWAY	0- 2	0- 0	2- 2			
0- 2	0- 0	0- 0	NEUTRAL	0- 1	0- 0	0- 1			
5- 7	0- 0	0- 0	NON-CONFERENCE	0- 3	0- 0	5- 4			
3- 1	0- 0	0- 0	HOME	0- 0	0- 0	3- 1			
2- 4	0- 0	0- 0	AWAY	0- 2	0- 0	2- 2			
0- 2	0- 0	0- 0	NEUTRAL	0- 1	0- 0	0- 1			
0- 0	0- 0	0- 0	CONFERENCE	0- 0	0- 0	0- 0			
0- 0	0- 0	0- 0	HOME	0- 0	0- 0	0- 0			
0- 0	0- 0	0- 0	AWAY	0- 0	0- 0	0- 0			
0- 0	0- 0	0- 0	NEUTRAL	0- 0	0- 0	0- 0			

RPI S Opponent	Score	RPI S Opponent	Score	RPI S Opponent	Score	RPI S Opponent	Score	Team's RPI: 279
78 N Wake Forest	44 58	78 N Wake Forest	44 58	78 N Wake Forest	44 58	157 A Coastal Caro.	44 57	
79 A Ari zona	32 73	79 A Ari zona	32 73	79 A Ari zona	32 73	196 N East Carol ina	63 71	
84 A Radford	31 61	84 A Radford	31 61	84 A Radford	31 61	258 H UNLV	58 49	
						260 H Winthrop	50 58	
						304 A Presbyteri an	57 48	
						306 A Western Caro.	54 39	
						315 H USC Upstate	71 66	
						339 A Col. of Charleston	51 75	
						351 H Charleston So.	67 58	
LAST 12 Division I GAMES:								
78 N Wake Forest	44 58	306 A Western Caro.	54 39	78 N Wake Forest	44 58	306 A Western Caro.	54 39	
258 H UNLV	58 49	196 N East Carol ina	63 71	258 H UNLV	58 49	196 N East Carol ina	63 71	
260 H Winthrop	50 58	351 H Charleston So.	67 58	260 H Winthrop	50 58	351 H Charleston So.	67 58	
315 H USC Upstate	71 66	157 A Coastal Caro.	44 57	315 H USC Upstate	71 66	157 A Coastal Caro.	44 57	
79 A Ari zona	32 73	339 A Col. of Charleston	51 75	79 A Ari zona	32 73	339 A Col. of Charleston	51 75	
304 A Presbyteri an	57 48	84 A Radford	31 61	304 A Presbyteri an	57 48	84 A Radford	31 61	

Non-Div I Games: Voorhees 88 61 UNKNOWN 67 51

South Carolina St.

Average RPI	Win:	135	WON-LOST	WINNING	LAST 10	STRENGTH OF	OPP. STRENGTH	TEAM	ADJ.	CONF.	ADJ CONF.
Average RPI	Loss:	12	RECORD	PCT. RANK	GAMES	SCHEDULE	OF SCHEDULE	RPI	RPI	RPI	RPI
DIV. I ONLY		11- 2		31	9-1	99	7	15	15	17	17
DIV. I NON-CONF.		10- 2		37	0- 0	66	4	11	11	18	18

TOTALS	RPI 1-25		RPI 26-50		W-L RECORDS	RPI 51-100		RPI 101-150		RPI 150+	
11- 2	1- 2		2- 0		OVERALL	2- 0		2- 0		4- 0	
3- 0	1- 0		1- 0		HOME	0- 0		0- 0		1- 0	
5- 1	0- 1		1- 0		AWAY	2- 0		0- 0		2- 0	
3- 1	0- 1		0- 0		NEUTRAL	0- 0		2- 0		1- 0	
10- 2	1- 2		2- 0		NON-CONFERENCE	2- 0		2- 0		3- 0	
3- 0	1- 0		1- 0		HOME	0- 0		0- 0		1- 0	
4- 1	0- 1		1- 0		AWAY	2- 0		0- 0		1- 0	
3- 1	0- 1		0- 0		NEUTRAL	0- 0		2- 0		1- 0	
1- 0	0- 0		0- 0		CONFERENCE	0- 0		0- 0		1- 0	
0- 0	0- 0		0- 0		HOME	0- 0		0- 0		0- 0	
1- 0	0- 0		0- 0		AWAY	0- 0		0- 0		1- 0	
0- 0	0- 0		0- 0		NEUTRAL	0- 0		0- 0		0- 0	

RPI	S	Opponent	Score	RPI	S	Opponent	Score	RPI	S	Opponent	Score	RPI	S	Opponent	Score
6	H	Iowa St.	64 59	32	H	Green Bay	55 49	64	A	Creighton	77 65	129	N	Grambling	67 53
10	A	Drake	64 76	49	A	Missouri	74 61	72	A	Montana	64 41	130	N	Loyola Marymount	67 40
14	N	Indiana	60 68									151	A	Missouri St.	85 74
												242	N	Wichita St.	73 64
												291	H	Incarnate Word	96 43
												319	A	North Dakota St.	67 41

LAST 12 Division I GAMES:															
130	N	Loyola Marymount	67 40	319	A	North Dakota St.	67 41	14	N	Indiana	60 68				
129	N	Grambling	67 53	72	A	Montana	64 41	242	N	Wichita St.	73 64				
49	A	Missouri	74 61	10	A	Drake	64 76								
151	A	Missouri St.	85 74	291	H	Incarnate Word	96 43								
32	H	Green Bay	55 49												
6	H	Iowa St.	64 59												

Non-Div I Games: Bellevue 79 40 St. Mary (NE) 112 52

South Dakota

Loss, Non-Conf, S Site, H Home A Away N Neutral

Average RPI	Win: 126	WON-LOST	WINNING	LAST 10	STRENGTH OF	OPP. STRENGTH	TEAM	ADJ.	CONF.	ADJ CONF.
Average RPI	Loss: 25	RECORD	PCT. RANK	GAMES	SCHEDULE	OF SCHEDULE	RPI	RPI	RPI	RPI
DIV. I ONLY	9- 5	103	6-4	39	13	33	33	17	17	
DIV. I NON-CONF.	8- 5	120	0- 0	29	15	29	29	18	18	

TOTALS	RPI 1-25	RPI 26-50	W-L RECORDS	RPI 51-100	RPI 101-150	RPI 150+				
9- 5	1- 3	2- 1	OVERALL	1- 1	3- 0	2- 0				
5- 1	1- 1	1- 0	HOME	1- 0	1- 0	1- 0				
4- 2	0- 1	1- 1	AWAY	0- 0	2- 0	1- 0				
0- 2	0- 1	0- 0	NEUTRAL	0- 1	0- 0	0- 0				
8- 5	1- 3	2- 1	NON-CONFERENCE	1- 1	3- 0	1- 0				
5- 1	1- 1	1- 0	HOME	1- 0	1- 0	1- 0				
3- 2	0- 1	1- 1	AWAY	0- 0	2- 0	0- 0				
0- 2	0- 1	0- 0	NEUTRAL	0- 1	0- 0	0- 0				
1- 0	0- 0	0- 0	CONFERENCE	0- 0	0- 0	1- 0				
0- 0	0- 0	0- 0	HOME	0- 0	0- 0	0- 0				
1- 0	0- 0	0- 0	AWAY	0- 0	0- 0	1- 0				
0- 0	0- 0	0- 0	NEUTRAL	0- 0	0- 0	0- 0				

RPI 1-25				RPI 26-50				RPI 51-100				RPI 101+			
RPI	S	Opponent	Score	RPI	S	Opponent	Score	RPI	S	Opponent	Score	RPI	S	Opponent	Score
3	H	Oregon	79 87	32	H	Green Bay	77 47	63	N	Buffal o	55 61	128	H	FGCU	80 62
9	N	Bayl or	66 72	35	A	Wyomi ng	70 77	64	H	Creighton	74 48	132	A	Chattanooga	71 54
10	H	Drake	80 71	45	A	Central Mi ch.	80 71					135	A	Montana St.	88 67
16	A	Marquette	52 91									244	A	Western Ill.	93 84
												343	H	Savannah St.	97 49

LAST 12 Division I GAMES:															
135	A	Montana St.	88 67	244	A	Western Ill.	93 84	35	A	Wyomi ng	70 77	63	N	Buffal o	55 61
343	H	Savannah St.	97 49	3	H	Oregon	79 87	9	N	Bayl or	66 72	64	H	Creighton	74 48
10	H	Drake	80 71	132	A	Chattanooga	71 54	45	A	Central Mi ch.	80 71				
32	H	Green Bay	77 47												

Non-Div I Games:

South Dakota St.

Average RPI	Win:	198	WON-LOST	WINNING	LAST 10	STRENGTH OF	OPP. STRENGTH	TEAM	ADJ.	CONF.	ADJ CONF.
Average RPI	Loss:	66	RECORD	PCT. RANK	GAMES	SCHEDULE	OF SCHEDULE	RPI	RPI	RPI	RPI
DIV. I ONLY		9- 5		103	5-5	229	25	146	146	8	8
DIV. I NON-CONF.		9- 5		104	0- 1	227	26	146	146	8	8

TOTALS	RPI 1-25		RPI 26-50		W-L RECORDS	RPI 51-100		RPI 101-150		RPI 150+	
9- 5	0- 1		1- 1		OVERALL	0- 2		3- 1		5- 0	
7- 0	0- 0		0- 0		HOME	0- 0		2- 0		5- 0	
1- 1	0- 0		0- 0		AWAY	0- 1		1- 0		0- 0	
1- 4	0- 1		1- 1		NEUTRAL	0- 1		0- 1		0- 0	
9- 5	0- 1		1- 1		NON-CONFERENCE	0- 2		3- 1		5- 0	
7- 0	0- 0		0- 0		HOME	0- 0		2- 0		5- 0	
1- 1	0- 0		0- 0		AWAY	0- 1		1- 0		0- 0	
1- 4	0- 1		1- 1		NEUTRAL	0- 1		0- 1		0- 0	
0- 0	0- 0		0- 0		CONFERENCE	0- 0		0- 0		0- 0	
0- 0	0- 0		0- 0		HOME	0- 0		0- 0		0- 0	
0- 0	0- 0		0- 0		AWAY	0- 0		0- 0		0- 0	
0- 0	0- 0		0- 0		NEUTRAL	0- 0		0- 0		0- 0	

RPI 1-25				RPI 26-50				RPI 51-100				RPI 101+ Team's RPI: 146			
RPI	S	Opponent	Score	RPI	S	Opponent	Score	RPI	S	Opponent	Score	RPI	S	Opponent	Score
23	N	Kentucky	63 85	37	N	UCLA	60 56	62	A	LSU	49 78	115	A	Ohio St.	71 47
				44	N	North Carolina	69 71	64	N	Creighton	76 83	129	H	Grambling	67 50
												136	N	Virginia	67 74
												143	H	Oklahoma	87 70
												223	H	Bethune-Cookman	88 39
												225	H	George Washington	63 30
												297	H	Vermont	102 55
												303	H	Albany (NY)	74 37
												311	H	New Hampshire	79 36

LAST 12 Division I GAMES:															
64	N	Creighton	76 83	62	A	LSU	49 78	136	N	Virginia	67 74	44	N	North Carolina	69 71
297	H	Vermont	102 55	223	N	Kentucky	63 85	143	H	Oklahoma	87 70	311	H	New Hampshire	79 36
129	H	Grambling	67 50	225	H	Bethune-Cookman	88 39								
225	H	George Washington	63 30												
311	H	New Hampshire	79 36												
37	N	UCLA	60 56												

Non-Div I Games:

South Fla.

Average RPI Win:	308	WON-LOST	WINNING	LAST 10	STRENGTH OF	OPP. STRENGTH	TEAM	ADJ.	CONF.	ADJ CONF.
Average RPI Loss:	147	RECORD	PCT. RANK	GAMES	SCHEDULE	OF SCHEDULE	RPI	RPI	RPI	RPI

DIV. I ONLY	3- 6	242	5-5	138	344	216	216	20	20
DIV. I NON-CONF.	3- 6	241	0- 0	139	343	217	217	20	20

TOTALS	RPI 1-25	RPI 26-50	W-L RECORDS	RPI 51-100	RPI 101-150	RPI 150+			
3- 6	0- 1	0- 0	OVERALL	0- 0	0- 3	3- 2			
1- 1	0- 0	0- 0	HOME	0- 0	0- 0	1- 1			
2- 4	0- 1	0- 0	AWAY	0- 0	0- 2	2- 1			
0- 1	0- 0	0- 0	NEUTRAL	0- 0	0- 1	0- 0			
3- 6	0- 1	0- 0	NON-CONFERENCE	0- 0	0- 3	3- 2			
1- 1	0- 0	0- 0	HOME	0- 0	0- 0	1- 1			
2- 4	0- 1	0- 0	AWAY	0- 0	0- 2	2- 1			
0- 1	0- 0	0- 0	NEUTRAL	0- 0	0- 1	0- 0			
0- 0	0- 0	0- 0	CONFERENCE	0- 0	0- 0	0- 0			
0- 0	0- 0	0- 0	HOME	0- 0	0- 0	0- 0			
0- 0	0- 0	0- 0	AWAY	0- 0	0- 0	0- 0			
0- 0	0- 0	0- 0	NEUTRAL	0- 0	0- 0	0- 0			

RPI 1-25				RPI 26-50				RPI 51-100				RPI 101+ Team' s RPI: 216											
RPI	S	Opponent	Score	RPI	S	Opponent	Score	RPI	S	Opponent	Score	RPI	S	Opponent	Score								
18	A	Mississippi St.	53 88									121	A	Southern Ill.	40 60								
												138	A	Bradley	79 85								
												149	N	North Ala.	67 80								
												170	H	Indiana St.	51 62								
												244	H	Western Ill.	81 71								
												283	A	Memphis	57 69								
												332	A	NJIT	68 58								
												348	A	Evansville	54 50								

LAST 12 Division I GAMES:																							
170	H	Indiana St.	51 62	283	A	Memphis	57 69																
332	A	NJIT	68 58	348	A	Evansville	54 50																
149	N	North Ala.	67 80	18	A	Mississippi St.	53 88																
244	H	Western Ill.	81 71																				
121	A	Southern Ill.	40 60																				
138	A	Bradley	79 85																				

Non-Div I Games: Ill.-Springfield 82 46 Harris-Stowe 80 65

Average RPI Win:	304	WON-LOST	WINNING	LAST 10	STRENGTH OF	OPP. STRENGTH	TEAM	ADJ.	CONF.	ADJ CONF.
Average RPI Loss:	162	RECORD	PCT. RANK	GAMES	SCHEDULE	OF SCHEDULE	RPI	RPI	RPI	RPI

DIV. I ONLY	4- 5	189	5-5	258	313	208	208	22	22
DIV. I NON-CONF.	4- 5	189	0- 1	256	312	210	210	22	22

TOTALS	RPI 1-25	RPI 26-50	W-L RECORDS	RPI 51-100	RPI 101-150	RPI 150+			
4- 5	0- 0	0- 0	OVERALL	0- 2	0- 0	4- 3			
1- 1	0- 0	0- 0	HOME	0- 0	0- 0	1- 1			
3- 4	0- 0	0- 0	AWAY	0- 2	0- 0	3- 2			
0- 0	0- 0	0- 0	NEUTRAL	0- 0	0- 0	0- 0			
4- 5	0- 0	0- 0	NON-CONFERENCE	0- 2	0- 0	4- 3			
1- 1	0- 0	0- 0	HOME	0- 0	0- 0	1- 1			
3- 4	0- 0	0- 0	AWAY	0- 2	0- 0	3- 2			
0- 0	0- 0	0- 0	NEUTRAL	0- 0	0- 0	0- 0			
0- 0	0- 0	0- 0	CONFERENCE	0- 0	0- 0	0- 0			
0- 0	0- 0	0- 0	HOME	0- 0	0- 0	0- 0			
0- 0	0- 0	0- 0	AWAY	0- 0	0- 0	0- 0			
0- 0	0- 0	0- 0	NEUTRAL	0- 0	0- 0	0- 0			

RPI 1-25				RPI 26-50				RPI 51-100				RPI 101+ Team's RPI : 208						
RPI	S	Opponent	Score	RPI	S	Opponent	Score	RPI	S	Opponent	Score	RPI	S	Opponent	Score			
								62	A	LSU	52	72	160	A	Louisiana Tech	53	72	
								94	A	Alabama	40	88	240	A	Alabama A&M	48	51	
													251	A	SMU	63	62	
													252	H	Southern Miss.	52	59	
													292	A	Jackson St.	50	45	
													322	H	La. -Monroe	49	42	
													350	A	Alcorn	77	59	

LAST 12 Division I GAMES:																		
				292	A	Jackson St.	50	45	62	A	LSU	52	72	252	H	Southern Miss.	52	59
				251	A	SMU	63	62	322	H	La. -Monroe	49	42	240	A	Alabama A&M	48	51
				350	A	Alcorn	77	59	160	A	Louisiana Tech	53	72					
				94	A	Alabama	40	88										

Non-Div I Games: Mobile 70 57 Xavier (LA) 47 59

Average RPI Win:	188	WON-LOST	WINNING	LAST 10	STRENGTH OF	OPP. STRENGTH	TEAM	ADJ.	CONF.	ADJ CONF.
Average RPI Loss:	38	RECORD	PCT. RANK	GAMES	SCHEDULE	OF SCHEDULE	RPI	RPI	RPI	RPI
DIV. I ONLY	10- 2	36	8-2	190	60	50	50	2	2	
DIV. I NON-CONF.	10- 1	19	0- 0	206	98	35	35	2	2	

TOTALS	RPI 1-25	RPI 26-50	W-L RECORDS	RPI 51-100	RPI 101-150	RPI 150+				
10- 2	0- 0	0- 2	OVERALL	0- 0	4- 0	6- 0				
5- 1	0- 0	0- 1	HOME	0- 0	2- 0	3- 0				
4- 1	0- 0	0- 1	AWAY	0- 0	1- 0	3- 0				
1- 0	0- 0	0- 0	NEUTRAL	0- 0	1- 0	0- 0				
10- 1	0- 0	0- 1	NON-CONFERENCE	0- 0	4- 0	6- 0				
5- 0	0- 0	0- 0	HOME	0- 0	2- 0	3- 0				
4- 1	0- 0	0- 1	AWAY	0- 0	1- 0	3- 0				
1- 0	0- 0	0- 0	NEUTRAL	0- 0	1- 0	0- 0				
0- 1	0- 0	0- 1	CONFERENCE	0- 0	0- 0	0- 0				
0- 1	0- 0	0- 1	HOME	0- 0	0- 0	0- 0				
0- 0	0- 0	0- 0	AWAY	0- 0	0- 0	0- 0				
0- 0	0- 0	0- 0	NEUTRAL	0- 0	0- 0	0- 0				

RPI 1-25				RPI 26-50				Team's RPI: 50				RPI 51-100				RPI 101+				
RPI	S	Opponent	Score	RPI	S	Opponent	Score	RPI	S	Opponent	Score	RPI	S	Opponent	Score	RPI	S	Opponent	Score	
37	H	UCLA	65	72	38	A	Texas A&M	51	71							106	H	Fresno St.	62	61
																119	A	UT Arlington	73	61
																142	H	CSUN	58	42
																144	N	Utah St.	55	46
																163	H	Santa Clara	77	46
																184	H	UC Riverside	73	55
																227	A	Nevada	72	51
																241	A	Long Beach St.	86	50
																258	A	UNLV	86	72
																300	H	UC Santa Barbara	82	39
LAST 12 Division I GAMES:																				
37	H	UCLA	65	72	38	A	Texas A&M	51	71	119	A	UT Arlington	73	61	142	H	CSUN	58	42	
163	H	Santa Clara	77	46	258	A	UNLV	86	72	106	H	Fresno St.	62	61	227	A	Nevada	72	51	
300	H	UC Santa Barbara	82	39	144	N	Utah St.	55	46	241	A	Long Beach St.	86	50						
184	H	UC Riverside	73	55																

Non-Div I Games:

Southern California

Average RPI Win:	185	WON-LOST	WINNING	LAST 10	STRENGTH OF	OPP. STRENGTH	TEAM	ADJ.	CONF.	ADJ CONF.
Average RPI Loss:	122	RECORD	PCT. RANK	GAMES	SCHEDULE	OF SCHEDULE	RPI	RPI	RPI	RPI
DIV. I ONLY	7- 4	108	7-3	202	97	121	121	14	14	
DIV. I NON-CONF.	7- 4	108	1- 0	197	97	119	119	14	14	

TOTALS	RPI 1-25	RPI 26-50	W-L RECORDS	RPI 51-100	RPI 101-150	RPI 150+				
7- 4	0- 1	0- 0	OVERALL	1- 0	2- 1	4- 2				
5- 0	0- 0	0- 0	HOME	1- 0	1- 0	3- 0				
1- 3	0- 0	0- 0	AWAY	0- 0	0- 1	1- 2				
1- 1	0- 1	0- 0	NEUTRAL	0- 0	1- 0	0- 0				
7- 4	0- 1	0- 0	NON-CONFERENCE	1- 0	2- 1	4- 2				
5- 0	0- 0	0- 0	HOME	1- 0	1- 0	3- 0				
1- 3	0- 0	0- 0	AWAY	0- 0	0- 1	1- 2				
1- 1	0- 1	0- 0	NEUTRAL	0- 0	1- 0	0- 0				
0- 0	0- 0	0- 0	CONFERENCE	0- 0	0- 0	0- 0				
0- 0	0- 0	0- 0	HOME	0- 0	0- 0	0- 0				
0- 0	0- 0	0- 0	AWAY	0- 0	0- 0	0- 0				
0- 0	0- 0	0- 0	NEUTRAL	0- 0	0- 0	0- 0				

RPI 1-25				RPI 26-50				RPI 51-100				RPI 101+ Team's RPI: 121			
RPI S	Opponent	Score		RPI S	Opponent	Score		RPI S	Opponent	Score		RPI S	Opponent	Score	
22 N	Ari zona St.	38	82					98 H	Northern Ill.	82	73	101 A	UT Martin	94	95
												108 H	IUPUI	78	73
												116 N	Hartford	72	50
												159 A	Western Ky.	76	83
												198 H	Eastern Ill.	73	59
												204 A	Saint Louis	58	62
												216 H	Southeast Mo. St.	60	40
												249 A	Murray St.	65	59
												312 H	Marshall	58	49
LAST 12 Division I GAMES:															
108 H	IUPUI	78	73	198 H	Eastern Ill.	73	59								
249 A	Murray St.	65	59	98 H	Northern Ill.	82	73								
312 H	Marshall	58	49	204 A	Saint Louis	58	62								
216 H	Southeast Mo. St.	60	40	22 N	Ari zona St.	38	82								
101 A	UT Martin	94	95	116 N	Hartford	72	50								
				159 A	Western Ky.	76	83								

Non-Div I Games:

Southern Ill.

Average RPI	Win:	250	WON-LOST	WINNING	LAST 10	STRENGTH OF	OPP. STRENGTH	TEAM	ADJ.	CONF.	ADJ CONF.
Average RPI	Loss:	97	RECORD	PCT. RANK	GAMES	SCHEDULE	OF SCHEDULE	RPI	RPI	RPI	RPI
DIV. I ONLY		6- 5		144	6-4	292	153	252	252	19	19
DIV. I NON-CONF.		6- 5		145	0- 1	292	151	248	248	19	19

TOTALS	RPI 1-25		RPI 26-50		W-L RECORDS	RPI 51-100		RPI 101-150		RPI 150+	
6- 5	0- 1		0- 0		OVERALL	0- 1		1- 2		5- 1	
5- 3	0- 1		0- 0		HOME	0- 0		1- 1		4- 1	
1- 2	0- 0		0- 0		AWAY	0- 1		0- 1		1- 0	
0- 0	0- 0		0- 0		NEUTRAL	0- 0		0- 0		0- 0	
6- 5	0- 1		0- 0		NON-CONFERENCE	0- 1		1- 2		5- 1	
5- 3	0- 1		0- 0		HOME	0- 0		1- 1		4- 1	
1- 2	0- 0		0- 0		AWAY	0- 1		0- 1		1- 0	
0- 0	0- 0		0- 0		NEUTRAL	0- 0		0- 0		0- 0	
0- 0	0- 0		0- 0		CONFERENCE	0- 0		0- 0		0- 0	
0- 0	0- 0		0- 0		HOME	0- 0		0- 0		0- 0	
0- 0	0- 0		0- 0		AWAY	0- 0		0- 0		0- 0	
0- 0	0- 0		0- 0		NEUTRAL	0- 0		0- 0		0- 0	

RPI 1-25				RPI 26-50				RPI 51-100				RPI 101+ Team's RPI: 252			
RPI	S	Opponent	Score	RPI	S	Opponent	Score	RPI	S	Opponent	Score	RPI	S	Opponent	Score
18	H	Mississippi St.	42 86					66	A	Tulane	54 71	110	H	Houston	44 61
												129	H	Grambling	68 47
												131	A	South Alabama	68 77
												161	H	Sam Houston St.	61 65
												208	A	Southeastern La.	59 52
												212	H	Samford	76 40
												278	H	Mississippi Val.	67 60
												323	H	Northwestern St.	69 54
												350	H	Alcorn	66 47

LAST 12 Division I GAMES:															
110	H	Houston	44 61	350	H	Alcorn	66 47								
208	A	Southeastern La.	59 52	66	A	Tulane	54 71								
18	H	Mississippi St.	42 86	323	H	Northwestern St.	69 54								
131	A	South Alabama	68 77	161	H	Sam Houston St.	61 65								
129	H	Grambling	68 47	278	H	Mississippi Val.	67 60								
				212	H	Samford	76 40								

Non-Div I Games: William Carey 74 48 Blue Mountain (MS) 84 38

Southern Miss.

Average RPI		Win: 0	WON-LOST RECORD	WINNING PCT. RANK	LAST 10 GAMES	STRENGTH OF SCHEDULE	OPP. STRENGTH OF SCHEDULE	TEAM RPI	ADJ. RPI	CONF. RPI	ADJ CONF. RPI
Loss: 82											
DIV. I ONLY			0- 7	338	2-8	1	309	124	124	24	24
DIV. I NON-CONF.			0- 7	336	0- 0	1	310	121	121	24	24
TOTALS		RPI 1-25		RPI 26-50		W-L RECORDS	RPI 51-100	RPI 101-150		RPI 150+	
0- 7	0- 3			0- 0		OVERALL	0- 0	0- 3		0- 1	
0- 1	0- 0			0- 0		HOME	0- 0	0- 1		0- 0	
0- 6	0- 3			0- 0		AWAY	0- 0	0- 2		0- 1	
0- 0	0- 0			0- 0		NEUTRAL	0- 0	0- 0		0- 0	
0- 7	0- 3			0- 0		NON-CONFERENCE	0- 0	0- 3		0- 1	
0- 1	0- 0			0- 0		HOME	0- 0	0- 1		0- 0	
0- 6	0- 3			0- 0		AWAY	0- 0	0- 2		0- 1	
0- 0	0- 0			0- 0		NEUTRAL	0- 0	0- 0		0- 0	
0- 0	0- 0			0- 0		CONFERENCE	0- 0	0- 0		0- 0	
0- 0	0- 0			0- 0		HOME	0- 0	0- 0		0- 0	
0- 0	0- 0			0- 0		AWAY	0- 0	0- 0		0- 0	
0- 0	0- 0			0- 0		NEUTRAL	0- 0	0- 0		0- 0	

[illegible]

Non-Div I Games:	Dillard	61	63	Louisiana Col.	77	53	Wiley	89	58	Millaps	71	36	Southern U.
------------------	---------	----	----	----------------	----	----	-------	----	----	---------	----	----	-------------

Southern Utah

Through Games Of Dec. 30, 2018

Average RPI Win:	183	WON-LOST	WINNING	LAST 10	STRENGTH OF	OPP. STRENGTH	TEAM	ADJ.	CONF.	ADJ CONF.
Average RPI Loss:	131	RECORD	PCT. RANK	GAMES	SCHEDULE	OF SCHEDULE	RPI	RPI	RPI	RPI

DIV. I ONLY	3- 7	254	3-7	93	220	218	218	11	11
DIV. I NON-CONF.	3- 6	241	0- 1	78	239	205	205	11	11
TOTALS	RPI 1-25	RPI 26-50	W-L RECORDS	RPI 51-100	RPI 101-150	RPI 150+			
3- 7	0- 0	1- 0	OVERALL	0- 2	0- 3	2- 2			
3- 1	0- 0	1- 0	HOME	0- 0	0- 0	2- 1			
0- 6	0- 0	0- 0	AWAY	0- 2	0- 3	0- 1			
0- 0	0- 0	0- 0	NEUTRAL	0- 0	0- 0	0- 0			
3- 6	0- 0	1- 0	NON-CONFERENCE	0- 2	0- 2	2- 2			
3- 1	0- 0	1- 0	HOME	0- 0	0- 0	2- 1			
0- 5	0- 0	0- 0	AWAY	0- 2	0- 2	0- 1			
0- 0	0- 0	0- 0	NEUTRAL	0- 0	0- 0	0- 0			
0- 1	0- 0	0- 0	CONFERENCE	0- 0	0- 1	0- 0			
0- 0	0- 0	0- 0	HOME	0- 0	0- 0	0- 0			
0- 1	0- 0	0- 0	AWAY	0- 0	0- 1	0- 0			
0- 0	0- 0	0- 0	NEUTRAL	0- 0	0- 0	0- 0			

RPI 1-25				RPI 26-50				RPI 51-100				RPI 101+ Team's RPI: 218			
RPI	S	Opponent	Score	RPI	S	Opponent	Score	RPI	S	Opponent	Score	RPI	S	Opponent	Score
48	H	BYU	67 64					73	A	Boi se St.	53 88	122	A	UC Ir vine	58 75
								86	A	UC Davi s	45 68	123	A	Oral Roberts	59 64
												135	A	Montana St.	64 69
												184	A	UC Ri versi de	50 56
												192	H	Denver	70 71
												214	H	San Di ego	69 59
												286	H	Utah Val ley	60 59
LAST 12 Division I GAMES:															
				192	H	Denver	70 71					184	A	UC Ri versi de	50 56
				286	H	Utah Val ley	60 59					135	A	Montana St.	64 69
				123	A	Oral Roberts	59 64					73	A	Boi se St.	53 88
				48	H	BYU	67 64					214	H	San Di ego	69 59
				86	A	UC Davi s	45 68								
				122	A	UC Ir vine	58 75								

Non-Div I Games:

Southern Utah

Average RPI	Win:	297	WON-LOST	WINNING	LAST 10	STRENGTH OF	OPP. STRENGTH	TEAM	ADJ.	CONF.	ADJ CONF.
Average RPI	Loss:	132	RECORD	PCT. RANK	GAMES	SCHEDULE	OF SCHEDULE	RPI	RPI	RPI	RPI
DIV. I ONLY		3- 9		271	2-8	81	318	236	236	16	16
DIV. I NON-CONF.		3- 9		270	0- 1	83	316	234	234	16	16

TOTALS	RPI 1-25		RPI 26-50		W-L RECORDS	RPI 51-100		RPI 101-150		RPI 150+	
3- 9	0- 0		0- 1		OVERALL	0- 2		0- 2		3- 4	
2- 3	0- 0		0- 1		HOME	0- 0		0- 0		2- 2	
1- 5	0- 0		0- 0		AWAY	0- 1		0- 2		1- 2	
0- 1	0- 0		0- 0		NEUTRAL	0- 1		0- 0		0- 0	
3- 9	0- 0		0- 1		NON-CONFERENCE	0- 2		0- 2		3- 4	
2- 3	0- 0		0- 1		HOME	0- 0		0- 0		2- 2	
1- 5	0- 0		0- 0		AWAY	0- 1		0- 2		1- 2	
0- 1	0- 0		0- 0		NEUTRAL	0- 1		0- 0		0- 0	
0- 0	0- 0		0- 0		CONFERENCE	0- 0		0- 0		0- 0	
0- 0	0- 0		0- 0		HOME	0- 0		0- 0		0- 0	
0- 0	0- 0		0- 0		AWAY	0- 0		0- 0		0- 0	
0- 0	0- 0		0- 0		NEUTRAL	0- 0		0- 0		0- 0	

RPI 1-25				RPI 26-50				RPI 51-100				RPI 101+ Team's RPI: 236			
RPI	S	Opponent	Score	RPI	S	Opponent	Score	RPI	S	Opponent	Score	RPI	S	Opponent	Score
				39	H	Bucknel l	46 77	57	N	Ohio	53 70	104	A	Penn St.	65 80
								63	A	Buffal o	43 90	147	A	Georgi a	40 67
												153	H	Kent St.	64 76
												192	A	Denver	62 76
												205	A	Akron	58 67
												229	H	Hofstra	59 67
												271	A	Ni agara	76 48
												293	H	Si ena	74 58
												327	H	Cani si us	100 94
LAST 12 Division I GAMES:															
				39	H	Bucknel l	46 77	63	A	Buffal o	43 90				
				192	A	Denver	62 76	153	H	Kent St.	64 76				
				57	N	Ohio	53 70	104	A	Penn St.	65 80				
				229	H	Hofstra	59 67	293	H	Si ena	74 58				
				327	H	Cani si us	100 94	205	A	Akron	58 67				
				147	A	Georgi a	40 67	271	A	Ni agara	76 48				

Non-Div I Games:

St. Bonaventure

Average RPI Win: 289

Average RPI Loss: 202

WON-LOST
RECORDWINNING
PCT. RANKLAST 10
GAMESSTRENGTH OF
SCHEDULEOPP. STRENGTH
OF SCHEDULETEAM
RPIADJ.
RPICONF.
RPIADJ CONF.
RPIDIV. I ONLY
DIV. I NON-CONF.5- 6
5- 6180
1764-6
0- 1308
308312
311273
273273
27331
3131
31

TOTALS

RPI 1-25

RPI 26-50

W-L RECORDS

RPI 51-100

RPI 101-150

RPI 150+

5- 6

0- 0

0- 0

OVERALL

0- 3

0- 0

5- 3

2- 2

0- 0

0- 0

HOME

0- 1

0- 0

2- 1

2- 3

0- 0

0- 0

AWAY

0- 2

0- 0

2- 1

1- 1

0- 0

0- 0

NEUTRAL

0- 0

0- 0

1- 1

5- 6

0- 0

0- 0

NON-CONFERENCE

0- 3

0- 0

5- 3

2- 2

0- 0

0- 0

HOME

0- 1

0- 0

2- 1

2- 3

0- 0

0- 0

AWAY

0- 2

0- 0

2- 1

1- 1

0- 0

0- 0

NEUTRAL

0- 0

0- 0

1- 1

0- 0

0- 0

0- 0

CONFERENCE

0- 0

0- 0

0- 0

0- 0

0- 0

0- 0

HOME

0- 0

0- 0

0- 0

0- 0

0- 0

0- 0

AWAY

0- 0

0- 0

0- 0

0- 0

0- 0

0- 0

NEUTRAL

0- 0

0- 0

0- 0

RPI 1-25

RPI 26-50

RPI 51-100

RPI 101+



Team's RPI: 273



RPI S Opponent Score



RPI S Opponent Score

RPI S Opponent Score

RPI S Opponent Score

88  Seton Hall 77  100

97  Stony Brook 67  74

99  Princeton 64  83

210  Morehead St. 101 94

281  Saint Peter's 74 70

287  Loyola Maryland 75 70

303  Albany (NY) 60  67



307 N Valparaiso 76  78



317  Army West Point 57  69


331 N Chicago St. 110 73


337  Manhattan 73 65

LAST 12 Division I GAMES:


317  Army West Point 57  69



88  Seton Hall 77  100



210  Morehead St. 101 94



307 N Valparaiso 76  78


331 N Chicago St. 110 73


337  Manhattan 73 65

97  Stony Brook 67  74

99  Princeton 64  83

303  Albany (NY) 60  67

281  Saint Peter's 74 70

287  Loyola Maryland 75 70

Non-Div I Games: Mercy

102 51

St. Francis Brooklyn

Average RPI Win:

233

Average RPI Loss:

56

WON-LOST
RECORDWINNING
PCT. RANKLAST 10
GAMESSTRENGTH OF
SCHEDULEOPP. STRENGTH
OF SCHEDULETEAM
RPIADJ.
RPICONF.
RPIADJ CONF.
RPIDIV. I ONLY
DIV. I NON-CONF.7- 5
7- 4128
1085-5
0- 087
110140
12571
6971
694
44
4

TOTALS

RPI 1-25

RPI 26-50

W-L RECORDS

RPI 51-100

RPI 101-150

RPI 150+

7- 5

0- 2

0- 0

OVERALL

1- 3

1- 0

5- 0

2- 1

0- 1

0- 0

HOME

0- 0

1- 0

1- 0

3- 3

0- 0

0- 0

AWAY

0- 3

0- 0

3- 0

2- 1

0- 1

0- 0

NEUTRAL

1- 0

0- 0

1- 0

7- 4

0- 2

0- 0

NON-CONFERENCE

1- 2

1- 0

5- 0

2- 1

0- 1

0- 0

HOME

0- 0

1- 0

1- 0

3- 2

0- 0

0- 0

AWAY

0- 2

0- 0

3- 0

2- 1

0- 1

0- 0

NEUTRAL

1- 0

0- 0

1- 0

0- 1

0- 0

0- 0

CONFERENCE

0- 1

0- 0

0- 0

0- 0

0- 0

0- 0

HOME

0- 0

0- 0

0- 0

0- 1

0- 0

0- 0

AWAY

0- 1

0- 0

0- 0

0- 0

0- 0

0- 0

NEUTRAL

0- 0

0- 0

0- 0

RPI 1-25

RPI 26-50

RPI 51-100

Team's RPI: 71

RPI 101+

RPI	S	Opponent	Score
2	N	UConn	55 65
17	H	Florida St.	53 57

RPI	S	Opponent	Score
-----	---	----------	-------

RPI	S	Opponent	Score
60	N	Purdue	68 62
78	A	Wake Forest	59 64
88	A	Seton Hall	67 77
95	A	James Madison	51 64

RPI	S	Opponent	Score
127	H	Yale	56 52
256	N	Ole Miss	64 59
261	A	Iona	61 35
268	A	La Salle	83 57
317	A	Army West Point	60 49
342	H	Delaware St.	82 44

LAST 12 Division I GAMES:

342	H	Delaware St.	82	44	88	A	Seton Hall	67	77
256	N	Ole Miss	64	59	95	A	James Madison	51	64
2	N	UConn	55	65	268	A	La Salle	83	57
60	N	Purdue	68	62	17	H	Florida St.	53	57
317	A	Army West Point	60	49	127	H	Yale	56	52
261	A	Iona	61	35	78	A	Wake Forest	59	64

Non-Div I Games:

St. John's (NY)

Loss,
 Non-Conf,
 S Site,
 H Home
A Away
 N Neutral

StandardsStandards

Stanford

Stetson

Stetson

Stetson				Through Games Of Dec. 30, 2018											
Average RPI Win:		278	WON-LOST RECORD	WINNING PCT. RANK	LAST 10 GAMES	STRENGTH OF SCHEDULE	OPP. STRENGTH OF SCHEDULE	TEAM RPI	ADJ. RPI	CONF. RPI	ADJ CONF. RPI				
Average RPI Loss:		100													
DIV. I ONLY			3- 8	265	4-6	106	173	239	239	27	27				
DIV. I NON-CONF.			3- 8	265	1- 0	104	173	237	237	27	27				

TOTALS		RPI 1-25	RPI 26-50		W-L RECORDS		RPI 51-100	RPI 101-150	RPI 150+						
3- 8		0- 2	0- 0		OVERALL		0- 4	0- 0	3- 2						
3- 1		0- 1	0- 0		HOME		0- 0	0- 0	3- 0						
0- 4		0- 1	0- 0		AWAY		0- 2	0- 0	0- 1						
0- 3		0- 0	0- 0		NEUTRAL		0- 2	0- 0	0- 1						
3- 8		0- 2	0- 0		NON-CONFERENCE		0- 4	0- 0	3- 2						
3- 1		0- 1	0- 0		HOME		0- 0	0- 0	3- 0						
0- 4		0- 1	0- 0		AWAY		0- 2	0- 0	0- 1						
0- 3		0- 0	0- 0		NEUTRAL		0- 2	0- 0	0- 1						
0- 0		0- 0	0- 0		CONFERENCE		0- 0	0- 0	0- 0						
0- 0		0- 0	0- 0		HOME		0- 0	0- 0	0- 0						
0- 0		0- 0	0- 0		AWAY		0- 0	0- 0	0- 0						
0- 0		0- 0	0- 0		NEUTRAL		0- 0	0- 0	0- 0						

RPI 1-25				RPI 26-50				RPI 51-100				RPI 101+ Team's RPI: 239			
RPI	S	Opponent	Score	RPI	S	Opponent	Score	RPI	S	Opponent	Score	RPI	S	Opponent	Score
20	H	UCF	55 78					75	A	Texas	46 65	183	A	Tulsa	54 55
25	A	Tennessee	55 65					80	N	Wright St.	44 57	186	H	North Dakota	74 63
								94	A	Alabama	47 59	229	N	Hofstra	50 53
								96	N	Marist	69 76	319	H	North Dakota St.	60 59
												328	H	Florida A&M	69 44

LAST 12 Division I GAMES:															
319	H	North Dakota St.	60 59	328	H	Florida A&M	69 44								
80	N	Wright St.	44 57	186	H	North Dakota	74 63								
96	N	Marist	69 76	75	A	Texas	46 65								
20	H	UCF	55 78	25	A	Tennessee	55 65								
183	A	Tulsa	54 55	94	A	Alabama	47 59								
				229	N	Hofstra	50 53								

Non-Div I Games: Webber Int'l 80 52

Stetson

Average RPI		Win: 253	WON-LOST RECORD	WINNING PCT. RANK	LAST 10 GAMES	STRENGTH OF SCHEDULE	OPP. STRENGTH OF SCHEDULE	TEAM RPI	ADJ. RPI	CONF. RPI	ADJ. CONF. RPI
Loss: 62											
DIV. I ONLY			10- 2	36	9-1	291	208	97	97	25	25
DIV. I NON-CONF.			10- 2	37	1- 0	290	207	98	98	25	25
TOTALS		RPI 1-25		RPI 26-50		W-L RECORDS		RPI 51-100		RPI 101-150	RPI 150+
10- 2	0- 0			0- 1		OVERALL		0- 1		1- 0	9- 0
6- 0	0- 0			0- 0		HOME		0- 0		0- 0	6- 0
4- 2	0- 0			0- 1		AWAY		0- 1		1- 0	3- 0
0- 0	0- 0			0- 0		NEUTRAL		0- 0		0- 0	0- 0
10- 2	0- 0			0- 1		NON-CONFERENCE		0- 1		1- 0	9- 0
6- 0	0- 0			0- 0		HOME		0- 0		0- 0	6- 0
4- 2	0- 0			0- 1		AWAY		0- 1		1- 0	3- 0
0- 0	0- 0			0- 0		NEUTRAL		0- 0		0- 0	0- 0
0- 0	0- 0			0- 0		CONFERENCE		0- 0		0- 0	0- 0
0- 0	0- 0			0- 0		HOME		0- 0		0- 0	0- 0
0- 0	0- 0			0- 0		AWAY		0- 0		0- 0	0- 0
0- 0	0- 0			0- 0		NEUTRAL		0- 0		0- 0	0- 0

RPI 1-25				RPI 26-50				RPI 51-100				Team's RPI : 97				RPI 101+			
RPI	S	Opponent	Score	RPI	S	Opponent	Score	RPI	S	Opponent	Score	RPI	S	Opponent	Score	RPI	S	Opponent	Score
				47	A	Rutgers	47 61					77	A	Toledo	48 80	104	A	Penn St.	81 70
																203	H	Cornell	63 61
																217	A	Sacred Heart	73 58
																226	H	Ga. Southern	72 43
																229	H	Hofstra	77 49
																261	A	Iona	53 51
																273	H	St. Francis Brooklyn	74 67
																333	H	Wagner	70 45
																337	A	Manhattan	79 48
																347	H	Fairleigh Dickinson	63 49
LAST 12 Division I GAMES:																			
				273	H	St. Francis Brooklyn	74 67	333	H	Wagner	70 45								
				77	A	Toledo	48 80	261	A	Iona	53 51								
				226	H	Ga. Southern	72 43	347	H	Fairleigh Dickinson	63 49								
				337	A	Manhattan	79 48	217	A	Sacred Heart	73 58								
				229	H	Hofstra	77 49	203	H	Cornell	63 61								
				47	A	Rutgers	47 61	104	A	Penn St.	81 70								

Non-Div I Games:	SUNY New Paltz	87	50
------------------	----------------	----	----

Stony Brook

■ Loss, ■ Non-Conf, S Site, H Home A Away N Neutral

Average RPI	Win: 120	WON-LOST	WINNING	LAST 10	STRENGTH OF	OPP. STRENGTH	TEAM	ADJ.	CONF.	ADJ CONF.
Average RPI	Loss: 14	RECORD	PCT. RANK	GAMES	SCHEDULE	OF SCHEDULE	RPI	RPI	RPI	RPI
DIV. I ONLY	11- 2	31	9-1	16	95	5	5	1	1	
DIV. I NON-CONF.	11- 2	33	1- 0	17	94	5	5	1	1	

TOTALS	RPI 1-25	RPI 26-50	W-L RECORDS	RPI 51-100	RPI 101-150	RPI 150+				
11- 2	1- 2	2- 0	OVERALL	3- 0	1- 0	4- 0				
6- 0	0- 0	2- 0	HOME	0- 0	0- 0	4- 0				
0- 2	0- 2	0- 0	AWAY	0- 0	0- 0	0- 0				
5- 0	1- 0	0- 0	NEUTRAL	3- 0	1- 0	0- 0				
11- 2	1- 2	2- 0	NON-CONFERENCE	3- 0	1- 0	4- 0				
6- 0	0- 0	2- 0	HOME	0- 0	0- 0	4- 0				
0- 2	0- 2	0- 0	AWAY	0- 0	0- 0	0- 0				
5- 0	1- 0	0- 0	NEUTRAL	3- 0	1- 0	0- 0				
0- 0	0- 0	0- 0	CONFERENCE	0- 0	0- 0	0- 0				
0- 0	0- 0	0- 0	HOME	0- 0	0- 0	0- 0				
0- 0	0- 0	0- 0	AWAY	0- 0	0- 0	0- 0				
0- 0	0- 0	0- 0	NEUTRAL	0- 0	0- 0	0- 0				

RPI	S	Opponent	Score	RPI	S	Opponent	Score	RPI	S	Opponent	Score	RPI	S	Opponent	Score
3	A	Oregon	73 75	38	H	Texas A&M	75 65	53	N	DePaul	83 81	125	N	Duquesne	87 71
20	N	UCF	57 52	39	H	Bucknell	70 56	69	N	Kansas St.	70 61	154	H	Towson	98 55
24	A	Minnesota	68 72					99	N	Princeton	92 61	186	H	North Dakota	85 49
												264	H	UMES	96 51
												271	H	Niagara	94 45

LAST 12 Division I GAMES:															
20	N	UCF	57 52	271	H	Niagara	94 45	264	H	UMES	96 51	154	H	Towson	98 55
125	N	Duquesne	87 71	39	H	Bucknell	70 56	24	A	Minnesota	68 72	38	H	Texas A&M	75 65
69	N	Kansas St.	70 61	3	A	Oregon	73 75	53	N	DePaul	83 81	99	N	Princeton	92 61

Non-Div I Games:

Syracuse

Average RPI Win:	221	WON-LOST	WINNING	LAST 10	STRENGTH OF	OPP. STRENGTH	TEAM	ADJ.	CONF.	ADJ CONF.
Average RPI Loss:	48	RECORD	PCT. RANK	GAMES	SCHEDULE	OF SCHEDULE	RPI	RPI	RPI	RPI
DIV. I ONLY	10- 1	22	9-1	325	77	114	114	5	5	
DIV. I NON-CONF.	10- 1	19	1- 0	324	74	114	114	5	5	

TOTALS	RPI 1-25	RPI 26-50	W-L RECORDS	RPI 51-100	RPI 101-150	RPI 150+				
10- 1	0- 0	0- 1	OVERALL	0- 0	3- 0	7- 0				
8- 0	0- 0	0- 0	HOME	0- 0	3- 0	5- 0				
2- 0	0- 0	0- 0	AWAY	0- 0	0- 0	2- 0				
0- 1	0- 0	0- 1	NEUTRAL	0- 0	0- 0	0- 0				
10- 1	0- 0	0- 1	NON-CONFERENCE	0- 0	3- 0	7- 0				
8- 0	0- 0	0- 0	HOME	0- 0	3- 0	5- 0				
2- 0	0- 0	0- 0	AWAY	0- 0	0- 0	2- 0				
0- 1	0- 0	0- 1	NEUTRAL	0- 0	0- 0	0- 0				
0- 0	0- 0	0- 0	CONFERENCE	0- 0	0- 0	0- 0				
0- 0	0- 0	0- 0	HOME	0- 0	0- 0	0- 0				
0- 0	0- 0	0- 0	AWAY	0- 0	0- 0	0- 0				
0- 0	0- 0	0- 0	NEUTRAL	0- 0	0- 0	0- 0				

RPI	S	Opponent	Score	RPI	S	Opponent	Score	RPI	S	Opponent	Score	RPI	S	Opponent	Score
48	N	BYU	61	58	N	BYU	61	48	N	BYU	61	124	H	Southern U.	69 40
												125	H	Duquesne	61 48
												135	H	Montana St.	71 49
												161	H	Sam Houston St.	72 59
												209	A	San Diego St.	81 64
												251	H	SMU	65 63
												256	A	Ole Miss	55 50
												278	H	Mississippi Val.	96 47
												317	H	Army West Point	63 38
												350	H	Alcorn	88 31
LAST 12 Division I GAMES:															
350	H	Alcorn	88 31	124	H	Southern U.	69 40	135	H	Montana St.	71 49	317	H	Army West Point	63 38
161	H	Sam Houston St.	72 59	256	A	Ole Miss	55 50	209	A	San Diego St.	81 64	48	N	BYU	61
251	H	SMU	65 63												
278	H	Mississippi Val.	96 47												
125	H	Duquesne	61 48												

Non-Div I Games:

TCU

Average RPI Win: 289 WON-LOST WINNING LAST 10
Average RPI Loss: 89 RECORD PCT. RANK GAMES STRENGTH OF OPP. STRENGTH TEAM ADJ. CONF. ADJ CONF.
SCHEDULE OF SCHEDULE RPI RPI RPI RPI

DIV. I ONLY	4- 7	231	3-7	241	72	222	222	8	8
DIV. I NON-CONF.	4- 7	228	1- 0	240	67	222	222	8	8
TOTALS	RPI 1-25	RPI 26-50	W-L RECORDS	RPI 51-100	RPI 101-150	RPI 150+			
4- 7	0- 0	0- 2	OVERALL	0- 4	0- 0	4- 1			
3- 0	0- 0	0- 0	HOME	0- 0	0- 0	3- 0			
1- 6	0- 0	0- 2	AWAY	0- 3	0- 0	1- 1			
0- 1	0- 0	0- 0	NEUTRAL	0- 1	0- 0	0- 0			
4- 7	0- 0	0- 2	NON-CONFERENCE	0- 4	0- 0	4- 1			
3- 0	0- 0	0- 0	HOME	0- 0	0- 0	3- 0			
1- 6	0- 0	0- 2	AWAY	0- 3	0- 0	1- 1			
0- 1	0- 0	0- 0	NEUTRAL	0- 1	0- 0	0- 0			
0- 0	0- 0	0- 0	CONFERENCE	0- 0	0- 0	0- 0			
0- 0	0- 0	0- 0	HOME	0- 0	0- 0	0- 0			
0- 0	0- 0	0- 0	AWAY	0- 0	0- 0	0- 0			
0- 0	0- 0	0- 0	NEUTRAL	0- 0	0- 0	0- 0			

RPI	S	Opponent	Score	RPI	S	Opponent	Score	RPI	S	Opponent	Score	RPI	S	Opponent	Score	Team's RPI: 222
36	A	Villanova	68 76	53	A	DePaul	88 102	256	A	Ole Miss	55 62					
41	A	Miami (FL)	61 73	56	A	South Carolina	60 88	261	H	Iona	59 39					
				84	N	Radford	50 56	268	H	La Salle	75 47					
				96	A	Marist	68 74	284	A	Saint Joseph's	58 52					
								342	H	Delaware St.	75 61					
LAST 12 Division I GAMES:																
268	H	La Salle	75 47	261	H	Iona	59 39									
56	A	South Carolina	60 88	53	A	DePaul	88 102									
36	A	Villanova	68 76	41	A	Miami (FL)	61 73									
284	A	Saint Joseph's	58 52	84	N	Radford	50 56									
342	H	Delaware St.	75 61	96	A	Marist	68 74									
				256	A	Ole Miss	55 62									

Non-Div I Games:

Temple

Average RPI Win:	186	WON-LOST	WINNING	LAST 10	STRENGTH OF	OPP. STRENGTH	TEAM	ADJ.	CONF.	ADJ CONF.
Average RPI Loss:	4	RECORD	PCT. RANK	GAMES	SCHEDULE	OF SCHEDULE	RPI	RPI	RPI	RPI
DIV. I ONLY	11- 1	16	9-1	101	139	25	25	6	6	
DIV. I NON-CONF.	11- 1	14	1- 0	98	138	22	22	6	6	

TOTALS	RPI 1-25	RPI 26-50	W-L RECORDS	RPI 51-100	RPI 101-150	RPI 150+				
11- 1	0- 1	1- 0	OVERALL	3- 0	1- 0	6- 0				
7- 1	0- 1	1- 0	HOME	0- 0	0- 0	6- 0				
2- 0	0- 0	0- 0	AWAY	2- 0	0- 0	0- 0				
2- 0	0- 0	0- 0	NEUTRAL	1- 0	1- 0	0- 0				
11- 1	0- 1	1- 0	NON-CONFERENCE	3- 0	1- 0	6- 0				
7- 1	0- 1	1- 0	HOME	0- 0	0- 0	6- 0				
2- 0	0- 0	0- 0	AWAY	2- 0	0- 0	0- 0				
2- 0	0- 0	0- 0	NEUTRAL	1- 0	1- 0	0- 0				
0- 0	0- 0	0- 0	CONFERENCE	0- 0	0- 0	0- 0				
0- 0	0- 0	0- 0	HOME	0- 0	0- 0	0- 0				
0- 0	0- 0	0- 0	AWAY	0- 0	0- 0	0- 0				
0- 0	0- 0	0- 0	NEUTRAL	0- 0	0- 0	0- 0				

RPI	S	Opponent	Score	RPI	S	Opponent	Score	RPI	S	Opponent	Score	RPI	S	Opponent	Score
4	H	Stanford	85 95	46	H	Belmont	84 76	75	A	Texas	88 82	141	N	UAB	73 69
								89	N	Clemson	78 66	201	H	UNC Asheville	73 46
								100	A	Oklahoma St.	76 63	239	H	Stetson	65 55
												249	H	Murray St.	98 77
												275	H	ETSU	80 61
												304	H	Presbyterian	97 49
												328	H	Florida A&M	96 31

LAST 12 Division I GAMES:															
141	N	UAB	73 69	4	H	Stanford	85 95	75	A	Texas	88 82	239	H	Stetson	65 55
46	H	Belmont	84 76					89	N	Clemson	78 66	100	A	Oklahoma St.	76 63
249	H	Murray St.	98 77												
275	H	ETSU	80 61												
201	H	UNC Asheville	73 46												
304	H	Presbyterian	97 49												

Non-Div I Games:

Tennessee

Average RPI Win:	0	WON-LOST	WINNING	LAST 10	STRENGTH OF	OPP. STRENGTH	TEAM	ADJ.	CONF.	ADJ CONF.
Average RPI Loss:	160	RECORD	PCT. RANK	GAMES	SCHEDULE	OF SCHEDULE	RPI	RPI	RPI	RPI
DIV. I ONLY	0- 12	338	0-10	63	266	298	298	20	20	
DIV. I NON-CONF.	0- 12	336	0- 1	62	265	298	298	20	20	

TOTALS	RPI 1-25	RPI 26-50	W-L RECORDS	RPI 51-100	RPI 101-150	RPI 150+				
0- 12	0- 1	0- 0	OVERALL	0- 3	0- 2	0- 6				
0- 1	0- 0	0- 0	HOME	0- 0	0- 1	0- 0				
0- 8	0- 1	0- 0	AWAY	0- 1	0- 0	0- 6				
0- 3	0- 0	0- 0	NEUTRAL	0- 2	0- 1	0- 0				
0- 12	0- 1	0- 0	NON-CONFERENCE	0- 3	0- 2	0- 6				
0- 1	0- 0	0- 0	HOME	0- 0	0- 1	0- 0				
0- 8	0- 1	0- 0	AWAY	0- 1	0- 0	0- 6				
0- 3	0- 0	0- 0	NEUTRAL	0- 2	0- 1	0- 0				
0- 0	0- 0	0- 0	CONFERENCE	0- 0	0- 0	0- 0				
0- 0	0- 0	0- 0	HOME	0- 0	0- 0	0- 0				
0- 0	0- 0	0- 0	AWAY	0- 0	0- 0	0- 0				
0- 0	0- 0	0- 0	NEUTRAL	0- 0	0- 0	0- 0				

RPI 1-25				RPI 26-50				RPI 51-100				RPI 101+				Team's RPI: 298
RPI	S	Opponent	Score	RPI	S	Opponent	Score	RPI	S	Opponent	Score	RPI	S	Opponent	Score	
7	A	Louisville	52 107					52	N	Arkansas	55 79	131	H	South Alabama	56 78	
								53	A	DePaul	73 95	150	N	Wisconsin	53 58	
								91	N	Pittsburgh	56 78	156	A	Troy	67 92	
												180	A	Vanderbilt	63 89	
												230	A	Ball St.	51 90	
												240	A	Alabama A&M	57 67	
												312	A	Marshall	59 80	
												320	A	Lipscomb	62 64	
LAST 12 Division I GAMES:																
230	A	Ball St.	51 90	131	H	South Alabama	56 78									
53	A	DePaul	73 95	91	N	Pittsburgh	56 78									
312	A	Marshall	59 80	150	N	Wisconsin	53 58									
7	A	Louisville	52 107	52	N	Arkansas	55 79									
240	A	Alabama A&M	57 67	180	A	Vanderbilt	63 89									
320	A	Lipscomb	62 64	156	A	Troy	67 92									

Non-Div I Games:

Tennessee St.

Average RPI Win:	248	WON-LOST	WINNING	LAST 10	STRENGTH OF	OPP. STRENGTH	TEAM	ADJ.	CONF.	ADJ CONF.
Average RPI Loss:	62	RECORD	PCT. RANK	GAMES	SCHEDULE	OF SCHEDULE	RPI	RPI	RPI	RPI
DIV. I ONLY	6- 3	92	7-3	189	204	105	105	20	20	
DIV. I NON-CONF.	6- 3	91	0- 0	187	202	104	104	20	20	

TOTALS	RPI 1-25	RPI 26-50	W-L RECORDS	RPI 51-100	RPI 101-150	RPI 150+				
6- 3	0- 0	0- 1	OVERALL	1- 1	0- 1	5- 0				
3- 0	0- 0	0- 0	HOME	1- 0	0- 0	2- 0				
3- 2	0- 0	0- 0	AWAY	0- 1	0- 1	3- 0				
0- 1	0- 0	0- 1	NEUTRAL	0- 0	0- 0	0- 0				
6- 3	0- 0	0- 1	NON-CONFERENCE	1- 1	0- 1	5- 0				
3- 0	0- 0	0- 0	HOME	1- 0	0- 0	2- 0				
3- 2	0- 0	0- 0	AWAY	0- 1	0- 1	3- 0				
0- 1	0- 0	0- 1	NEUTRAL	0- 0	0- 0	0- 0				
0- 0	0- 0	0- 0	CONFERENCE	0- 0	0- 0	0- 0				
0- 0	0- 0	0- 0	HOME	0- 0	0- 0	0- 0				
0- 0	0- 0	0- 0	AWAY	0- 0	0- 0	0- 0				
0- 0	0- 0	0- 0	NEUTRAL	0- 0	0- 0	0- 0				

RPI 1-25				RPI 26-50				RPI 51-100				RPI 101+				Team's RPI: 105
RPI	S	Opponent	Score	RPI	S	Opponent	Score	RPI	S	Opponent	Score	RPI	S	Opponent	Score	
				31	N	Old Domini on	73 80	52	A	Arkansas	42 65	102	A	Xavier	60 70	
								65	H	Middl e Tenn.	68 64	201	H	UNC Asheville	60 53	
												242	A	Wichi ta St.	55 45	
												306	H	Western Caro.	77 58	
												320	A	Lipscomb	67 52	
												351	A	Charleston So.	77 55	

LAST 12 Division I GAMES:																
				320	A	Lipscomb	67 52	31	N	Old Domini on	73 80					
				201	H	UNC Asheville	60 53	351	A	Charleston So.	77 55					
				52	A	Arkansas	42 65	306	H	Western Caro.	77 58					
				242	A	Wichi ta St.	55 45	65	H	Middl e Tenn.	68 64					
								102	A	Xavi er	60 70					

Non-Div I Games: Tenn. Wesleyan 100 58 Cumberland (TN) 88 55

Tennessee Tech

Average RPI Win: 215
Average RPI Loss: 22

WON-LOST
RECORD

WINNING
PCT. RANK

LAST 10
GAMES

STRENGTH OF
SCHEDULE

OPP. STRENGTH
OF SCHEDULE

TEAM
RPI

ADJ.
RPI

CONF.
RPI

ADJ CONF.
RPI

DIV. I ONLY
DIV. I NON-CONF.

10- 2
10- 2

36
37

8-2
2- 0

170
171

142
141

75
75

75
75

5
5

5
5

TOTALS

RPI 1-25

RPI 26-50

W-L RECORDS

RPI 51-100

RPI 101-150

RPI 150+

10- 2

0- 2

0- 0

OVERALL

1- 0

3- 0

6- 0

5- 2

0- 2

0- 0

HOME

0- 0

1- 0

4- 0

2- 0

0- 0

0- 0

AWAY

0- 0

0- 0

2- 0

3- 0

0- 0

0- 0

NEUTRAL

1- 0

2- 0

0- 0

10- 2

0- 2

0- 0

NON-CONFERENCE

1- 0

3- 0

6- 0

5- 2

0- 2

0- 0

HOME

0- 0

1- 0

4- 0

2- 0

0- 0

0- 0

AWAY

0- 0

0- 0

2- 0

3- 0

0- 0

0- 0

NEUTRAL

1- 0

2- 0

0- 0

0- 0

0- 0

0- 0

CONFERENCE

0- 0

0- 0

0- 0

0- 0

0- 0

0- 0

HOME

0- 0

0- 0

0- 0

0- 0

0- 0

0- 0

AWAY

0- 0

0- 0

0- 0

0- 0

0- 0

0- 0

NEUTRAL

0- 0

0- 0

0- 0

RPI 1-25

RPI 26-50

RPI 51-100

Team's RPI: 75

RPI 101+

RPI S Opponent Score
18 H Mississippi St. 49 67
25 H Tennessee 82 88

RPI S Opponent Score

RPI S Opponent Score
67 N Quinnipiac 56 55

RPI S Opponent Score
107 N Michigan 69 52
112 N Fordham 72 54
125 H Duquesne 78 41
239 H Stetson 65 46
257 A North Texas 64 54
290 H UTSA 98 54
309 A UTRGV 81 66
323 H Northwestern St. 104 66
325 H McNeese 96 40

LAST 12 Division I GAMES:

107 N Michigan 69 52
323 H Northwestern St. 104 66
309 A UTRGV 81 66
239 H Stetson 65 46
25 H Tennessee 82 88
18 H Mississippi St. 49 67
112 N Fordham 72 54
290 H UTSA 98 54
67 N Quinnipiac 56 55
325 H McNeese 96 40
257 A North Texas 64 54
125 H Duquesne 78 41

Texas

Texas

Non-Div I Games:

Texas

Loss, Non-Conf, S Site, H Home A Away N Neutral

Average RPI Win: 167

Average RPI Loss: 17

WON-LOST
RECORDWINNING
PCT. RANKLAST 10
GAMESSTRENGTH OF
SCHEDULEOPP. STRENGTH
OF SCHEDULETEAM
RPIADJ.
RPICONF.
RPIADJ CONF.
RPIDIV. I ONLY
DIV. I NON-CONF.11- 2
11- 231
339-1
1- 0141
14279
7538
3838
386
66
6

TOTALS

RPI 1-25

RPI 26-50

W-L RECORDS

RPI 51-100

RPI 101-150

RPI 150+

11- 2

0- 1

1- 1

OVERALL

1- 0

2- 0

7- 0

7- 1

0- 0

1- 1

HOME

0- 0

1- 0

5- 0

2- 1

0- 1

0- 0

AWAY

0- 0

1- 0

1- 0

2- 0

0- 0

0- 0

NEUTRAL

1- 0

0- 0

1- 0

11- 2

0- 1

1- 1

NON-CONFERENCE

1- 0

2- 0

7- 0

7- 1

0- 0

1- 1

HOME

0- 0

1- 0

5- 0

2- 1

0- 1

0- 0

AWAY

0- 0

1- 0

1- 0

2- 0

0- 0

0- 0

NEUTRAL

1- 0

0- 0

1- 0

0- 0

0- 0

0- 0

CONFERENCE

0- 0

0- 0

0- 0

0- 0

0- 0

0- 0

HOME

0- 0

0- 0

0- 0

0- 0

0- 0

0- 0

AWAY

0- 0

0- 0

0- 0

0- 0

0- 0

0- 0

NEUTRAL

0- 0

0- 0

0- 0

RPI 1-25

RPI 26-50

Team's RPI: 38

RPI 51-100

RPI 101+

RPI	S	Opponent	Score
5	A	Syracuse	65 75

RPI	S	Opponent	Score
28	H	Lamar University	68 74
50	H	Southern California	71 51

RPI	S	Opponent	Score
59	N	Oregon St.	76 70

RPI	S	Opponent	Score
110	A	Houston	68 52
113	H	Rice	65 54
164	A	Little Rock	61 40
176	H	Arkansas St.	97 56
179	H	Prairie View	70 57
184	N	UC Riverside	70 63
228	H	Jacksonville	73 53
266	H	Central Ark.	84 27
309	H	UTRGV	84 61

LAST 12 Division I GAMES:

179	H	Prairie View	70 57	309	H	UTRGV	84 61
50	H	Southern California	71 51	28	H	Lamar University	68 74
59	N	Oregon St.	76 70	176	H	Arkansas St.	97 56
184	N	UC Riverside	70 63	164	A	Little Rock	61 40
266	H	Central Ark.	84 27	5	A	Syracuse	65 75
110	A	Houston	68 52	228	H	Jacksonville	73 53

Non-Div I Games:

Texas A&M

Average RPI Win: 326
Average RPI Loss: 107

WON-LOST
RECORD

WINNING
PCT. RANK

LAST 10
GAMES

STRENGTH OF
SCHEDULE

OPP. STRENGTH
OF SCHEDULE

TEAM
RPI

ADJ.
RPI

CONF.
RPI

ADJ CONF.
RPI

DIV. I ONLY	2- 7	288	4-6	109	281	202	202	24	24
DIV. I NON-CONF.	2- 7	285	0- 1	108	280	202	202	24	24

TOTALS	RPI 1-25	RPI 26-50	W-L RECORDS	RPI 51-100	RPI 101-150	RPI 150+			
2- 7	0- 1	0- 0	OVERALL	0- 2	0- 2	2- 2			
0- 0	0- 0	0- 0	HOME	0- 0	0- 0	0- 0			
2- 5	0- 1	0- 0	AWAY	0- 2	0- 1	2- 1			
0- 2	0- 0	0- 0	NEUTRAL	0- 0	0- 1	0- 1			
2- 7	0- 1	0- 0	NON-CONFERENCE	0- 2	0- 2	2- 2			
0- 0	0- 0	0- 0	HOME	0- 0	0- 0	0- 0			
2- 5	0- 1	0- 0	AWAY	0- 2	0- 1	2- 1			
0- 2	0- 0	0- 0	NEUTRAL	0- 0	0- 1	0- 1			
0- 0	0- 0	0- 0	CONFERENCE	0- 0	0- 0	0- 0			
0- 0	0- 0	0- 0	HOME	0- 0	0- 0	0- 0			
0- 0	0- 0	0- 0	AWAY	0- 0	0- 0	0- 0			
0- 0	0- 0	0- 0	NEUTRAL	0- 0	0- 0	0- 0			

RPI 1-25				RPI 26-50				RPI 51-100				RPI 101+ Team's RPI: 202			
RPI	S	Opponent	Score	RPI	S	Opponent	Score	RPI	S	Opponent	Score	RPI	S	Opponent	Score
21	A	Michigan St.	45 91					58	A	SFA	55 74	113	A	Rice	71 76
								66	A	Tulane	56 62	148	N	Abilene Christian	39 81
												169	A	Texas Tech	55 75
												171	N	Nicholls St.	57 58
												309	A	UTRGV	69 55
												343	A	Savannah St.	65 41

LAST 12 Division I GAMES:															
				58	A	SFA	55 74	169	A	Texas Tech	55 75				
				309	A	UTRGV	69 55	113	A	Rice	71 76				
				21	A	Michigan St.	45 91	66	A	Tulane	56 62				
				343	A	Savannah St.	65 41								
				171	N	Nicholls St.	57 58								
				148	N	Abilene Christian	39 81								

Non-Div I Games: Huston-Tillotson 72 36 Paul Quinn 83 54

Texas Southern

Average RPI Win: 265

Average RPI Loss: 78

WON-LOST
RECORDWINNING
PCT. RANKLAST 10
GAMESSTRENGTH OF
SCHEDULEOPP. STRENGTH
OF SCHEDULETEAM
RPIADJ.
RPICONF.
RPIADJ CONF.
RPIDIV. I ONLY
DIV. I NON-CONF.3- 7
3- 7254
2554-6
0- 160
59172
171168
168168
16815
1515
15

TOTALS

RPI 1-25

RPI 26-50

W-L RECORDS

RPI 51-100

RPI 101-150

RPI 150+

3- 7

0- 0

0- 3

OVERALL

0- 2

0- 2

3- 0

1- 2

0- 0

0- 0

HOME

0- 0

0- 2

1- 0

2- 4

0- 0

0- 2

AWAY

0- 2

0- 0

2- 0

0- 1

0- 0

0- 1

NEUTRAL

0- 0

0- 0

0- 0

3- 7

0- 0

0- 3

NON-CONFERENCE

0- 2

0- 2

3- 0

1- 2

0- 0

0- 0

HOME

0- 0

0- 2

1- 0

2- 4

0- 0

0- 2

AWAY

0- 2

0- 0

2- 0

0- 1

0- 0

0- 1

NEUTRAL

0- 0

0- 0

0- 0

0- 0

0- 0

0- 0

CONFERENCE

0- 0

0- 0

0- 0

0- 0

0- 0

0- 0

HOME

0- 0

0- 0

0- 0

0- 0

0- 0

0- 0

AWAY

0- 0

0- 0

0- 0

0- 0

0- 0

0- 0

NEUTRAL

0- 0

0- 0

0- 0

RPI 1-25

RPI 26-50

RPI 51-100

RPI 101+

Team's RPI: 168

RPI S Opponent Score

RPI S Opponent Score

RPI S Opponent Score

RPI S Opponent Score

27 A New Mexico 51 82

43 N Saint Mary's (CA) 62 89

49 A Missouri 50 69

66 A Tulane 61 67

100 A Oklahoma St. 55 66

123 H Oral Roberts 64 81

135 H Montana St. 59 67

171 H Nicholas St. 72 67

290 A UTSA 68 60

334 A A&M-Corpus Christi 60 53

LAST 12 Division I GAMES:

49 A Missouri 50 69

100 A Oklahoma St. 55 66

334 A A&M-Corpus Christi 60 53

123 H Oral Roberts 64 81

290 A UTSA 68 60

27 A New Mexico 51 82

66 A Tulane 61 67

135 H Montana St. 59 67

171 H Nicholas St. 72 67

43 N Saint Mary's (CA) 62 89

Non-Div I Games:

UNKNOWN

92 39

Texas St.

Loss, Non-Conf, S Site, H Home A Away N Neutral

Average RPI	Win:	208	WON-LOST	WINNING	LAST 10	STRENGTH OF	OPP. STRENGTH	TEAM	ADJ.	CONF.	ADJ CONF.
Average RPI	Loss:	39	RECORD	PCT. RANK	GAMES	SCHEDULE	OF SCHEDULE	RPI	RPI	RPI	RPI
DIV. I ONLY		8- 3		70	8-2	215	34	77	77	9	9
DIV. I NON-CONF.		8- 3		72	1- 0	213	35	77	77	9	9

TOTALS	RPI 1-25		RPI 26-50		W-L RECORDS	RPI 51-100		RPI 101-150		RPI 150+	
8- 3	0- 1		1- 0		OVERALL	1- 2		1- 0		5- 0	
4- 1	0- 1		0- 0		HOME	1- 0		1- 0		2- 0	
4- 2	0- 0		1- 0		AWAY	0- 2		0- 0		3- 0	
0- 0	0- 0		0- 0		NEUTRAL	0- 0		0- 0		0- 0	
8- 3	0- 1		1- 0		NON-CONFERENCE	1- 2		1- 0		5- 0	
4- 1	0- 1		0- 0		HOME	1- 0		1- 0		2- 0	
4- 2	0- 0		1- 0		AWAY	0- 2		0- 0		3- 0	
0- 0	0- 0		0- 0		NEUTRAL	0- 0		0- 0		0- 0	
0- 0	0- 0		0- 0		CONFERENCE	0- 0		0- 0		0- 0	
0- 0	0- 0		0- 0		HOME	0- 0		0- 0		0- 0	
0- 0	0- 0		0- 0		AWAY	0- 0		0- 0		0- 0	
0- 0	0- 0		0- 0		NEUTRAL	0- 0		0- 0		0- 0	

RPI	S	Opponent	Score	RPI	S	Opponent	Score	RPI	S	Opponent	Score	RPI	S	Opponent	Score
1	H	Notre Dame	56 72	46	A	Bel mont	78 69	55	A	Maine	59 73	125	H	Duquesne	65 52
								61	A	Dayton	49 70	224	A	Cleveland St.	65 60
								97	H	Stony Brook	80 48	261	H	Iona	84 38
												283	A	Memphis	58 48
												307	A	Valparaiso	65 59
												324	H	Detroit Mercy	77 60

LAST 12 Division I GAMES:															
324	H	Detroit Mercy	77 60	97	H	Stony Brook	80 48	1	H	Notre Dame	56 72	224	A	Cleveland St.	65 60
61	A	Dayton	49 70									283	A	Memphis	58 48
125	H	Duquesne	65 52					46	A	Belmont	78 69				
261	H	Iona	84 38					307	A	Valparaiso	65 59				
55	A	Maine	59 73												

Non-Div I Games:

Toledo

T
o
w
s
o
n

Towson				Through Games Of Dec. 30, 2018							
Average RPI	Win:	272	WON-LOST	WINNING	LAST 10	STRENGTH OF	OPP. STRENGTH	TEAM	ADJ.	CONF.	ADJ CONF.
Average RPI	Loss:	142	RECORD	PCT. RANK	GAMES	SCHEDULE	OF SCHEDULE	RPI	RPI	RPI	RPI
DIV. I ONLY			6- 5	144	6-4	237	223	154	154	13	13
DIV. I NON-CONF.			6- 5	145	1- 0	236	222	154	154	13	13

TOTALS		RPI 1-25	RPI 26-50		W-L RECORDS		RPI 51-100		RPI 101-150		RPI 150+
6- 5		0- 1	0- 0		OVERALL		0- 1		0- 0		6- 3
3- 0		0- 0	0- 0		HOME		0- 0		0- 0		3- 0
3- 5		0- 1	0- 0		AWAY		0- 1		0- 0		3- 3
0- 0		0- 0	0- 0		NEUTRAL		0- 0		0- 0		0- 0
6- 5		0- 1	0- 0		NON-CONFERENCE		0- 1		0- 0		6- 3
3- 0		0- 0	0- 0		HOME		0- 0		0- 0		3- 0
3- 5		0- 1	0- 0		AWAY		0- 1		0- 0		3- 3
0- 0		0- 0	0- 0		NEUTRAL		0- 0		0- 0		0- 0
0- 0		0- 0	0- 0		CONFERENCE		0- 0		0- 0		0- 0
0- 0		0- 0	0- 0		HOME		0- 0		0- 0		0- 0
0- 0		0- 0	0- 0		AWAY		0- 0		0- 0		0- 0
0- 0		0- 0	0- 0		NEUTRAL		0- 0		0- 0		0- 0

RPI 1-25				RPI 26-50				RPI 51-100				RPI 101+ Team's RPI: 154			
RPI	S	Opponent	Score	RPI	S	Opponent	Score	RPI	S	Opponent	Score	RPI	S	Opponent	Score
5	A	Syracuse	55 98					78	A	Wake Forest	53 60	188	A	West Virginia	43 90
												207	H	Massachusetts	78 53
												215	A	Mt. St. Mary's	78 87
												225	A	George Washington	63 76
												268	H	La Salle	92 68
												272	A	UMBC	71 62
												284	A	Saint Joseph's	73 52
												287	H	Loyola Maryland	62 57
												312	A	Marshall	76 69

LAST 12 Division I GAMES:															
312	A	Marshall	76 69	284	A	Saint Joseph's	73 52								
188	A	West Virginia	43 90	287	H	Loyola Maryland	62 57								
268	H	La Salle	92 68	5	A	Syracuse	55 98								
207	H	Massachusetts	78 53	225	A	George Washington	63 76								
78	A	Wake Forest	53 60	215	A	Mt. St. Mary's	78 87								
				272	A	UMBC	71 62								

Non-Div I Games:

Towson

T
o
w
s
o
n

Average RPI Win:	229	WON-LOST	WINNING	LAST 10	STRENGTH OF	OPP. STRENGTH	TEAM	ADJ.	CONF.	ADJ CONF.
Average RPI Loss:	41	RECORD	PCT. RANK	GAMES	SCHEDULE	OF SCHEDULE	RPI	RPI	RPI	RPI
DIV. I ONLY	8- 2	48	9-1	338	16	156	156	15	15	
DIV. I NON-CONF.	8- 2	51	1- 0	337	17	156	156	15	15	

TOTALS	RPI 1-25	RPI 26-50	W-L RECORDS	RPI 51-100	RPI 101-150	RPI 150+				
8- 2	0- 1	0- 0	OVERALL	0- 1	0- 0	8- 0				
3- 1	0- 0	0- 0	HOME	0- 1	0- 0	3- 0				
3- 1	0- 1	0- 0	AWAY	0- 0	0- 0	3- 0				
2- 0	0- 0	0- 0	NEUTRAL	0- 0	0- 0	2- 0				
8- 2	0- 1	0- 0	NON-CONFERENCE	0- 1	0- 0	8- 0				
3- 1	0- 0	0- 0	HOME	0- 1	0- 0	3- 0				
3- 1	0- 1	0- 0	AWAY	0- 0	0- 0	3- 0				
2- 0	0- 0	0- 0	NEUTRAL	0- 0	0- 0	2- 0				
0- 0	0- 0	0- 0	CONFERENCE	0- 0	0- 0	0- 0				
0- 0	0- 0	0- 0	HOME	0- 0	0- 0	0- 0				
0- 0	0- 0	0- 0	AWAY	0- 0	0- 0	0- 0				
0- 0	0- 0	0- 0	NEUTRAL	0- 0	0- 0	0- 0				

RPI 1-25				RPI 26-50				RPI 51-100				RPI 101+ Team's RPI: 156			
RPI	S	Opponent	Score	RPI	S	Opponent	Score	RPI	S	Opponent	Score	RPI	S	Opponent	Score
17	A	Florida St.	67 103					65	H	Middle Tenn.	64 67	161	N	Sam Houston St.	84 79
												165	A	Jacksonville St.	89 63
												189	H	Alabama St.	116 46
												212	H	Samford	72 52
												256	A	Ole Miss	71 54
												275	A	ETSU	84 66
												278	N	Mississippi Val.	75 54
												298	H	Tennessee St.	92 67

LAST 12 Division I GAMES:															
165	A	Jacksonville St.	89 63	189	H	Alabama St.	116 46	278	N	Mississippi Val.	75 54	161	N	Sam Houston St.	84 79
256	A	Ole Miss	71 54	275	A	ETSU	84 66	298	H	Tennessee St.	92 67	212	H	Samford	72 52
65	H	Middle Tenn.	64 67												
17	A	Florida St.	67 103												

Non-Div I Games: Taladega 91 70

Troy

RPI 1-25				RPI 26-50				RPI 51-100				Team's RPI: 66				RPI 101+			
RPI	S	Opponent	Score	RPI	S	Opponent	Score	RPI	S	Opponent	Score	RPI	S	Opponent	Score	RPI	S	Opponent	Score
13	N	Cal i forni a	57 65	31	H	Ol d Domini on	48 56	62	A	LSU	56 54	120	H	Washi ngton	63 51				
				45	N	Central Mi ch.	68 57	94	A	Al abama	58 69	168	H	Texas St.	67 61				
												171	H	Ni chol l s St.	71 46				
												202	H	Texas Southern	62 56				
												224	N	Cl evel and St.	81 72				
												252	H	Southern Mi ss.	71 54				
												314	H	Fl a. Atlanti c	88 45				
												328	N	Fl ori da A&M	78 34				
LAST 12 Di vi sion I GAMES:																			
				168	H	Texas St.	67 61	171	H	Ni chol l s St.	71 46								
				328	N	Fl ori da A&M	78 34	252	H	Southern Mi ss.	71 54								
				45	N	Central Mi ch.	68 57	314	H	Fl a. Atlanti c	88 45								
				31	H	Ol d Domini on	48 56	224	N	Cl evel and St.	81 72								
				94	A	Al abama	58 69	13	N	Cal i forni a	57 65								
				62	A	LSU	56 54	120	H	Washi ngton	63 51								

T
u
l
s
a

Tul sa			Through Games Of Dec. 30, 2018								
Average RPI	Win:	188	WON-LOST	WINNING	LAST 10	STRENGTH OF	OPP. STRENGTH	TEAM	ADJ.	CONF.	ADJ CONF.
Average RPI	Loss:	100	RECORD	PCT. RANK	GAMES	SCHEDULE	OF SCHEDULE	RPI	RPI	RPI	RPI
DIV. I ONLY			6- 7	176	5-5	176	47	183	183	8	8
DIV. I NON-CONF.			6- 7	172	0- 1	177	48	185	185	8	8

TOTALS		RPI 1-25		RPI 26-50		W-L RECORDS		RPI 51-100		RPI 101-150	RPI 150+
6- 7		0- 1		0- 1		OVERALL		1- 2		2- 0	3- 3
4- 2		0- 0		0- 0		HOME		0- 1		1- 0	3- 1
1- 5		0- 1		0- 1		AWAY		0- 1		1- 0	0- 2
1- 0		0- 0		0- 0		NEUTRAL		1- 0		0- 0	0- 0
6- 7		0- 1		0- 1		NON-CONFERENCE		1- 2		2- 0	3- 3
4- 2		0- 0		0- 0		HOME		0- 1		1- 0	3- 1
1- 5		0- 1		0- 1		AWAY		0- 1		1- 0	0- 2
1- 0		0- 0		0- 0		NEUTRAL		1- 0		0- 0	0- 0
0- 0		0- 0		0- 0		CONFERENCE		0- 0		0- 0	0- 0
0- 0		0- 0		0- 0		HOME		0- 0		0- 0	0- 0
0- 0		0- 0		0- 0		AWAY		0- 0		0- 0	0- 0
0- 0		0- 0		0- 0		NEUTRAL		0- 0		0- 0	0- 0

RPI 1-25				RPI 26-50				RPI 51-100				RPI 101+ Team's RPI: 183			
RPI	S	Opponent	Score	RPI	S	Opponent	Score	RPI	S	Opponent	Score	RPI	S	Opponent	Score
22	A	Arizona St.	52 70	46	A	Bel mont	53 78	52	H	Arkansas	59 61	123	A	Oral Roberts	76 68
								58	A	SFA	34 76	148	H	Abilene Christian	75 63
								94	N	Al abama	80 73	164	H	Little Rock	53 63
												176	A	Arkansas St.	60 73
												181	A	Ameri can	52 68
												204	H	Saint Louis	86 75
												239	H	Stetson	55 54
												318	H	UTEP	66 45

LAST 12 Division I GAMES:															
22	A	Arizona St.	52 70	94	N	Al abama	80 73	148	H	Abilene Christian	75 63				
318	H	UTEP	66 45	58	A	SFA	34 76	204	H	Saint Louis	86 75				
52	H	Arkansas	59 61	123	A	Oral Roberts	76 68	46	A	Bel mont	53 78				
164	H	Little Rock	53 63												
176	A	Arkansas St.	60 73												
181	A	Ameri can	52 68												

Non-Div I Games:

Tul sa

T
u
l
s
a

Average RPI Win:	235	WON-LOST	WINNING	LAST 10	STRENGTH OF	OPP. STRENGTH	TEAM	ADJ.	CONF.	ADJ CONF.
Average RPI Loss:	25	RECORD	PCT. RANK	GAMES	SCHEDULE	OF SCHEDULE	RPI	RPI	RPI	RPI
DIV. I ONLY	11- 1	16	9-1	342	55	141	141	19	19	
DIV. I NON-CONF.	11- 1	14	0- 1	341	54	141	141	19	19	

TOTALS	RPI 1-25	RPI 26-50	W-L RECORDS	RPI 51-100	RPI 101-150	RPI 150+				
11- 1	0- 1	0- 0	OVERALL	0- 0	2- 0	9- 0				
5- 0	0- 0	0- 0	HOME	0- 0	0- 0	5- 0				
4- 0	0- 0	0- 0	AWAY	0- 0	1- 0	3- 0				
2- 1	0- 1	0- 0	NEUTRAL	0- 0	1- 0	1- 0				
11- 1	0- 1	0- 0	NON-CONFERENCE	0- 0	2- 0	9- 0				
5- 0	0- 0	0- 0	HOME	0- 0	0- 0	5- 0				
4- 0	0- 0	0- 0	AWAY	0- 0	1- 0	3- 0				
2- 1	0- 1	0- 0	NEUTRAL	0- 0	1- 0	1- 0				
0- 0	0- 0	0- 0	CONFERENCE	0- 0	0- 0	0- 0				
0- 0	0- 0	0- 0	HOME	0- 0	0- 0	0- 0				
0- 0	0- 0	0- 0	AWAY	0- 0	0- 0	0- 0				
0- 0	0- 0	0- 0	NEUTRAL	0- 0	0- 0	0- 0				

RPI 1-25				RPI 26-50				RPI 51-100				RPI 101+				Team's RPI: 141
RPI	S	Opponent	Score	RPI	S	Opponent	Score	RPI	S	Opponent	Score	RPI	S	Opponent	Score	
25	N	Tennessee	69 73									128	A	FGCU	62 60	
												143	N	Oklahoma	89 84	
												158	H	Appalachian St.	80 61	
												189	A	Alabama St.	62 47	
												212	A	Samford	66 41	
												231	N	Coppin St.	86 61	
												240	H	Alabama A&M	82 47	
												283	H	Memphis	85 54	
												325	H	McNeese	91 48	
												331	A	Chicago St.	90 45	
												350	H	Alcorn	80 53	
LAST 12 Division I GAMES:																
25	N	Tennessee	69 73	212	A	Samford	66 41									
128	A	FGCU	62 60	350	H	Alcorn	80 53									
231	N	Coppin St.	86 61	240	H	Alabama A&M	82 47									
189	A	Alabama St.	62 47	143	N	Oklahoma	89 84									
325	H	McNeese	91 48	331	A	Chicago St.	90 45									
158	H	Appalachian St.	80 61	283	H	Memphis	85 54									

Non-Div I Games: Ala.-Huntsville 83 58

UAB

UC Davis

UC Davis

UC Davis																							
Average RPI Win:		192		WON-LOST RECORD		WINNING PCT. RANK		LAST 10 GAMES		STRENGTH OF SCHEDULE		OPP. STRENGTH OF SCHEDULE		TEAM RPI		ADJ. RPI		CONF. RPI		ADJ CONF. RPI			
Average RPI Loss:		91																					
DIV. I ONLY		7- 5		128		8-2		145		54		86		86		21		21					
DIV. I NON-CONF.		7- 5		131		0- 1		147		53		84		84		21		21					
<hr/>																							
TOTALS		RPI 1-25		RPI 26-50		W-L RECORDS		RPI 51-100		RPI 101-150		RPI 150+											
7- 5		0- 1		1- 0		OVERALL		0- 2		1- 1		5- 1											
3- 1		0- 0		1- 0		HOME		0- 1		0- 0		2- 0											
3- 4		0- 1		0- 0		AWAY		0- 1		1- 1		2- 1											
1- 0		0- 0		0- 0		NEUTRAL		0- 0		0- 0		1- 0											
7- 5		0- 1		1- 0		NON-CONFERENCE		0- 2		1- 1		5- 1											
3- 1		0- 0		1- 0		HOME		0- 1		0- 0		2- 0											
3- 4		0- 1		0- 0		AWAY		0- 1		1- 1		2- 1											
1- 0		0- 0		0- 0		NEUTRAL		0- 0		0- 0		1- 0											
0- 0		0- 0		0- 0		CONFERENCE		0- 0		0- 0		0- 0											
0- 0		0- 0		0- 0		HOME		0- 0		0- 0		0- 0											
0- 0		0- 0		0- 0		AWAY		0- 0		0- 0		0- 0											
0- 0		0- 0		0- 0		NEUTRAL		0- 0		0- 0		0- 0											
<hr/>																							
RPI 1-25				RPI 26-50				RPI 51-100				Team's RPI: 86				RPI 101+							
RPI	S	Opponent	Score	RPI	S	Opponent	Score	RPI	S	Opponent	Score		RPI	S	Opponent	Score							
4	A	Stanford	43 71	43	H	Saint Mary's (CA)	76 74	72	A	Montana	56 62		103	A	Washington St.	75 62							
								85	H	Pacific	80 83		130	A	Loyola Marymount	53 60							
													162	A	Portland St.	50 65							
													211	A	Sacramento St.	109 60							
													218	H	Southern Utah	68 45							
													227	N	Nevada	84 68							
													235	A	San Francisco	70 68							
													310	H	Seattle U	76 59							

UC Davis

Non-Div I Games: Domini can (CA) 92 42

UC Davis

UC Irvine				Through Games Of Dec. 30, 2018							
Average RPI	Win:	241	WON-LOST	WINNING	LAST 10	STRENGTH OF	OPP. STRENGTH	TEAM	ADJ.	CONF.	ADJ CONF.
Average RPI	Loss:	106	RECORD	PCT. RANK	GAMES	SCHEDULE	OF SCHEDULE	RPI	RPI	RPI	RPI
DIV. I ONLY			9- 2	43	8-2	297	134	122	122	21	21
DIV. I NON-CONF.			9- 2	43	1- 0	297	133	120	120	21	21

TOTALS		RPI 1-25	RPI 26-50		W-L RECORDS		RPI 51-100	RPI 101-150	RPI 150+		
9- 2		0- 1	0- 0		OVERALL		0- 0	1- 0	8- 1		
4- 1		0- 0	0- 0		HOME		0- 0	0- 0	4- 1		
3- 1		0- 1	0- 0		AWAY		0- 0	1- 0	2- 0		
2- 0		0- 0	0- 0		NEUTRAL		0- 0	0- 0	2- 0		
9- 2		0- 1	0- 0		NON-CONFERENCE		0- 0	1- 0	8- 1		
4- 1		0- 0	0- 0		HOME		0- 0	0- 0	4- 1		
3- 1		0- 1	0- 0		AWAY		0- 0	1- 0	2- 0		
2- 0		0- 0	0- 0		NEUTRAL		0- 0	0- 0	2- 0		
0- 0		0- 0	0- 0		CONFERENCE		0- 0	0- 0	0- 0		
0- 0		0- 0	0- 0		HOME		0- 0	0- 0	0- 0		
0- 0		0- 0	0- 0		AWAY		0- 0	0- 0	0- 0		
0- 0		0- 0	0- 0		NEUTRAL		0- 0	0- 0	0- 0		

RPI 1-25				RPI 26-50				RPI 51-100				RPI 101+ Team's RPI: 122			
RPI	S	Opponent	Score	RPI	S	Opponent	Score	RPI	S	Opponent	Score	RPI	S	Opponent	Score
3	A	Oregon	69 115									118	A	Portland	84 69
												162	A	Portland St.	73 68
												170	N	Indiana St.	77 61
												209	H	San Diego St.	70 78
												218	H	Southern Utah	75 58
												258	H	UNLV	57 55
												289	A	San Jose St.	74 66
												299	H	CSU Bakersfi el d	85 78
												310	H	Seattle U	65 60
												349	N	LIU Brookl yn	84 71

LAST 12 Division I GAMES:															
310	H	Seattle U	65 60	289	A	San Jose St.	74 66								
3	A	Oregon	69 115	299	H	CSU Bakersfi el d	85 78								
162	A	Portland St.	73 68	170	N	Indiana St.	77 61								
118	A	Portland	84 69	349	N	LIU Brookl yn	84 71								
209	H	San Diego St.	70 78	218	H	Southern Utah	75 58								
				258	H	UNLV	57 55								

Non-Div I Games: LIFE Pacific 105 31

Average RPI Win:	224	WON-LOST	WINNING	LAST 10	STRENGTH OF	OPP. STRENGTH	TEAM	ADJ.	CONF.	ADJ CONF.
Average RPI Loss:	123	RECORD	PCT. RANK	GAMES	SCHEDULE	OF SCHEDULE	RPI	RPI	RPI	RPI
DIV. I ONLY	5- 8	224	5-5	128	168	184	184	21	21	
DIV. I NON-CONF.	5- 8	223	1- 0	129	168	186	186	21	21	

TOTALS	RPI 1-25	RPI 26-50	W-L RECORDS	RPI 51-100	RPI 101-150	RPI 150+				
5- 8	0- 1	0- 3	OVERALL	0- 1	0- 0	5- 3				
3- 0	0- 0	0- 0	HOME	0- 0	0- 0	3- 0				
1- 5	0- 0	0- 2	AWAY	0- 1	0- 0	1- 2				
1- 3	0- 1	0- 1	NEUTRAL	0- 0	0- 0	1- 1				
5- 8	0- 1	0- 3	NON-CONFERENCE	0- 1	0- 0	5- 3				
3- 0	0- 0	0- 0	HOME	0- 0	0- 0	3- 0				
1- 5	0- 0	0- 2	AWAY	0- 1	0- 0	1- 2				
1- 3	0- 1	0- 1	NEUTRAL	0- 0	0- 0	1- 1				
0- 0	0- 0	0- 0	CONFERENCE	0- 0	0- 0	0- 0				
0- 0	0- 0	0- 0	HOME	0- 0	0- 0	0- 0				
0- 0	0- 0	0- 0	AWAY	0- 0	0- 0	0- 0				
0- 0	0- 0	0- 0	NEUTRAL	0- 0	0- 0	0- 0				

RPI 1-25				RPI 26-50				RPI 51-100				RPI 101+ Team's RPI: 184			
RPI	S	Opponent	Score	RPI	S	Opponent	Score	RPI	S	Opponent	Score	RPI	S	Opponent	Score
3	N	Oregon	44 94	38	N	Texas A&M	63 70	100	A	Oklahoma St.	51 76	157	H	Coastal Caro.	62 43
				48	A	BYU	70 72					175	H	New Mexico St.	65 64
				50	A	Southern California	55 73					187	N	Milwaukee	54 56
												218	H	Southern Utah	56 50
												233	N	Eastern Wash.	57 45
												269	A	California Baptist	57 65
												286	A	Utah Valley	53 56
												335	A	Weber St.	71 39
LAST 12 Division I GAMES:															
218	H	Southern Utah	56 50	269	A	California Baptist	57 65	187	N	Milwaukee	54 56	3	N	Oregon	44 94
175	H	New Mexico St.	65 64									157	H	Coastal Caro.	62 43
286	A	Utah Valley	53 56									100	A	Oklahoma St.	51 76
335	A	Weber St.	71 39									48	A	BYU	70 72
233	N	Eastern Wash.	57 45												
38	N	Texas A&M	63 70												

Non-Div I Games:

UC Riverside

UC Santa Barbara				Through Games Of Dec. 30, 2018							
Average RPI Win:	262	WON-LOST	WINNING	LAST 10	STRENGTH OF	OPP. STRENGTH	TEAM	ADJ.	CONF.	ADJ CONF.	
Average RPI Loss:	161	RECORD	PCT. RANK	GAMES	SCHEDULE	OF SCHEDULE	RPI	RPI	RPI	RPI	
DIV. I ONLY		3- 10	279	3-7	252	179	300	300	21	21	
DIV. I NON-CONF.		3- 10	278	1- 0	249	178	300	300	21	21	

TOTALS	RPI 1-25		RPI 26-50	W-L RECORDS	RPI 51-100		RPI 101-150		RPI 150+		
3- 10	0- 1		0- 2	OVERALL	0- 1		0- 1		3- 5		
1- 5	0- 0		0- 1	HOME	0- 0		0- 1		1- 3		
1- 5	0- 1		0- 1	AWAY	0- 1		0- 0		1- 2		
1- 0	0- 0		0- 0	NEUTRAL	0- 0		0- 0		1- 0		
3- 10	0- 1		0- 2	NON-CONFERENCE	0- 1		0- 1		3- 5		
1- 5	0- 0		0- 1	HOME	0- 0		0- 1		1- 3		
1- 5	0- 1		0- 1	AWAY	0- 1		0- 0		1- 2		
1- 0	0- 0		0- 0	NEUTRAL	0- 0		0- 0		1- 0		
0- 0	0- 0		0- 0	CONFERENCE	0- 0		0- 0		0- 0		
0- 0	0- 0		0- 0	HOME	0- 0		0- 0		0- 0		
0- 0	0- 0		0- 0	AWAY	0- 0		0- 0		0- 0		
0- 0	0- 0		0- 0	NEUTRAL	0- 0		0- 0		0- 0		

RPI 1-25					RPI 26-50					RPI 51-100					RPI 101+ Team's RPI: 300				
RPI	S	Opponent	Score		RPI	S	Opponent	Score		RPI	S	Opponent	Score		RPI	S	Opponent	Score	
13	A	Cal i forn i a	45	69	43	H	Saint Mary's (CA)	55	80	85	A	Paci fi c	53	69	130	H	Loyol a Marymount	57	70
					50	A	Southern Cal i forn i a	39	82						175	H	New Mexico St.	73	81
															209	A	San Diego St.	63	58
															238	N	Dartmouth	62	56
															258	A	UNLV	51	69
															269	H	Cal i forn i a Bapti st	64	76
															286	A	Utah Valley	54	63
															299	H	CSU Bakersfi el d	48	56
															338	H	Grand Canyon	66	55

LAST 12 Division I GAMES:																			
238	N	Dartmouth	62	56	338	H	Grand Canyon	66	55	43	H	Saint Mary's (CA)	55	80	130	H	Loyol a Marymount	57	70
175	H	New Mexico St.	73	81	258	A	UNLV	51	69	50	A	Southern Cal i forn i a	39	82	175	H	New Mexico St.	73	81
209	A	San Diego St.	63	58	130	H	Loyol a Marymount	57	70	299	H	CSU Bakersfield	48	56	209	A	San Diego St.	63	58
269	H	Cal i forn i a Bapti st	64	76	45	69				50	A	Southern Cal i forn i a	39	82	238	N	Dartmouth	62	56
13	A	Cal i forn i a	45	69	85	A	Paci fi c	53	69	258	A	UNLV	51	69	258	A	UNLV	51	69
										299	H	CSU Bakersfield	48	56	269	H	Cal i forn i a Bapti st	64	76

Non-Div I Games:

UCF

Through Games Of Dec. 30, 2018

Average RPI Win:	147	WON-LOST	WINNING	LAST 10	STRENGTH OF	OPP. STRENGTH	TEAM	ADJ.	CONF.	ADJ CONF.
Average RPI Loss:	25	RECORD	PCT. RANK	GAMES	SCHEDULE	OF SCHEDULE	RPI	RPI	RPI	RPI
DIV. I ONLY	11- 2	31	8-2	124	22	20	20	8	8	
DIV. I NON-CONF.	11- 2	33	1- 0	122	22	18	18	8	8	

TOTALS	RPI 1-25	RPI 26-50	W-L RECORDS	RPI 51-100	RPI 101-150	RPI 150+				
11- 2	0- 1	1- 1	OVERALL	4- 0	2- 0	4- 0				
4- 0	0- 0	1- 0	HOME	1- 0	1- 0	1- 0				
6- 1	0- 0	0- 1	AWAY	3- 0	1- 0	2- 0				
1- 1	0- 1	0- 0	NEUTRAL	0- 0	0- 0	1- 0				
11- 2	0- 1	1- 1	NON-CONFERENCE	4- 0	2- 0	4- 0				
4- 0	0- 0	1- 0	HOME	1- 0	1- 0	1- 0				
6- 1	0- 0	0- 1	AWAY	3- 0	1- 0	2- 0				
1- 1	0- 1	0- 0	NEUTRAL	0- 0	0- 0	1- 0				
0- 0	0- 0	0- 0	CONFERENCE	0- 0	0- 0	0- 0				
0- 0	0- 0	0- 0	HOME	0- 0	0- 0	0- 0				
0- 0	0- 0	0- 0	AWAY	0- 0	0- 0	0- 0				
0- 0	0- 0	0- 0	NEUTRAL	0- 0	0- 0	0- 0				

UCF

RPI 1-25				Team's RPI: 20				RPI 26-50				RPI 51-100				RPI 101+			
RPI	S	Opponent	Score	RPI	S	Opponent	Score	RPI	S	Opponent	Score	RPI	S	Opponent	Score	RPI	S	Opponent	Score
5	N	Syracuse	52 57	36	H	Villanova	71 56	67	A	Quinnipiac	47 45	125	A	Duquesne	71 63				
				45	A	Central Mich.	68 75	85	H	Pacific	64 57	132	H	Chattanooga	75 37				
								91	A	Pittsburgh	61 58	213	A	Delaware	71 60				
								92	A	Mercer	76 42	239	A	Stetson	78 55				
												267	H	Richmond	70 48				
												270	N	Liberty	53 45				

LAST 12 Division I GAMES:																			
67	A	Quinnipiac	47 45	132	H	Chattanooga	75 37	5	N	Syracuse	52 57	36	H	Villanova	71 56				
270	N	Liberty	53 45	267	H	Richmond	70 48	213	A	Delaware	71 60	45	A	Central Mich.	68 75				
85	H	Pacific	64 57	92	A	Mercer	76 42	125	A	Duquesne	71 63	91	A	Pittsburgh	61 58				
125	A	Duquesne	71 63	239	A	Stetson	78 55	270	N	Liberty	53 45	85	H	Pacific	64 57				
213	A	Delaware	71 60																

Non-Div I Games:

UCF

Loss, Non-Conf, S Site, H Home A Away N Neutral

Page 303

Non-Div I Games:

Average RPI Win: **153**
 Average RPI Loss: **71**

WON-LOST
RECORD

WINNING
PCT. RANK

LAST 10
GAMES

STRENGTH OF
SCHEDULE

OPP. STRENGTH
OF SCHEDULE

TEAM
RPI

ADJ.
RPI

CONF.
RPI

ADJ CONF.
RPI

DIV. I ONLY	8- 5	117	6-4	10	198	37	37	2	2
DIV. I NON-CONF.	7- 5	131	0- 0	19	194	59	59	2	2
<hr/>									
TOTALS	RPI 1-25	RPI 26-50	W-L RECORDS	RPI 51-100	RPI 101-150	RPI 150+			
8- 5	0- 2	1- 1	OVERALL	2- 0	3- 2	2- 0			
6- 1	0- 1	0- 0	HOME	2- 0	3- 0	1- 0			
2- 1	0- 0	1- 0	AWAY	0- 0	0- 1	1- 0			
0- 3	0- 1	0- 1	NEUTRAL	0- 0	0- 1	0- 0			
7- 5	0- 2	0- 1	NON-CONFERENCE	2- 0	3- 2	2- 0			
6- 1	0- 1	0- 0	HOME	2- 0	3- 0	1- 0			
1- 1	0- 0	0- 0	AWAY	0- 0	0- 1	1- 0			
0- 3	0- 1	0- 1	NEUTRAL	0- 0	0- 1	0- 0			
1- 0	0- 0	1- 0	CONFERENCE	0- 0	0- 0	0- 0			
0- 0	0- 0	0- 0	HOME	0- 0	0- 0	0- 0			
1- 0	0- 0	1- 0	AWAY	0- 0	0- 0	0- 0			
0- 0	0- 0	0- 0	NEUTRAL	0- 0	0- 0	0- 0			

RPI 1-25				RPI 26-50				Team's RPI: 37				RPI 51-100				RPI 101+			
RPI	S	Opponent	Score	RPI	S	Opponent	Score	RPI	S	Opponent	Score	RPI	S	Opponent	Score	RPI	S	Opponent	Score
14	H	Indiana	65 67	44	N	North Carolina	49 83	88	H	Seton Hall	78 62	106	H	Fresno St.	89 80				
23	N	Kentucky	74 75	50	A	Southern California	72 65	100	H	Oklahoma St.	71 59	113	H	Rice	59 50				
														Loyola Marymount	63 69				
														South Fla.	56 60				
														Georgia	80 69				
														Cal Poly	81 35				
														UIC	78 47				
LAST 12 Division I GAMES:																			
				50	A	Southern California	72 65	146	N	South Fla.	56 60								
				294	H	Cal Poly	81 35	23	N	Kentucky	74 75								
				329	A	UIC	78 47	44	N	North Carolina	49 83								
				100	H	Oklahoma St.	71 59	88	H	Seton Hall	78 62								
				106	H	Fresno St.	89 80	147	H	Georgia	80 69								
				14	H	Indiana	65 67	113	H	Rice	59 50								

Non-Div I Games:

UCLA

U
C
o
n
n

UConn				Through Games Of Dec. 30, 2018									
Average RPI Win:		108	WON-LOST RECORD	WINNING PCT. RANK	LAST 10 GAMES	STRENGTH OF SCHEDULE	OPP. STRENGTH OF SCHEDULE	TEAM RPI	ADJ. RPI	CONF. RPI	ADJ CONF. RPI		
Average RPI Loss:		0											
DIV. I ONLY			11- 0	1	10-0	23	6	2	2	8	8		
DIV. I NON-CONF.			11- 0	1	1- 0	24	7	2	2	8	8		

TOTALS		RPI 1-25	RPI 26-50		W-L RECORDS	RPI 51-100	RPI 101-150		RPI 150+				
11- 0		2- 0	0- 0		OVERALL	4- 0	2- 0		3- 0				
3- 0		0- 0	0- 0		HOME	2- 0	1- 0		0- 0				
4- 0		2- 0	0- 0		AWAY	0- 0	1- 0		1- 0				
4- 0		0- 0	0- 0		NEUTRAL	2- 0	0- 0		2- 0				
11- 0		2- 0	0- 0		NON-CONFERENCE	4- 0	2- 0		3- 0				
3- 0		0- 0	0- 0		HOME	2- 0	1- 0		0- 0				
4- 0		2- 0	0- 0		AWAY	0- 0	1- 0		1- 0				
4- 0		0- 0	0- 0		NEUTRAL	2- 0	0- 0		2- 0				
0- 0		0- 0	0- 0		CONFERENCE	0- 0	0- 0		0- 0				
0- 0		0- 0	0- 0		HOME	0- 0	0- 0		0- 0				
0- 0		0- 0	0- 0		AWAY	0- 0	0- 0		0- 0				
0- 0		0- 0	0- 0		NEUTRAL	0- 0	0- 0		0- 0				

RPI 1-25 Team's RPI: 2				RPI 26-50		RPI 51-100				RPI 101+			
RPI	S	Opponent	Score	RPI	S	Opponent	Score	RPI	S	Opponent	Score		
1	A	Notre Dame	89 71					53	H	DePaul	99 63		
13	A	Cal i forn i a	76 66					60	N	Purdue	86 40		
								71	N	St. John's (NY)	65 55		
								88	H	Seton Hall	99 61		
										115	H	Ohio St.	85 53
										143	A	Okl ahoma	72 63
										180	N	Vanderbi l t	80 42
										204	A	Sai nt Loui s	98 42
										256	N	Ole Mi ss	90 50

LAST 12 Division I GAMES:													
13	A	Cal i forn i a	76 66	60	N	Purdue	86 40						
143	A	Okl ahoma	72 63	71	N	St. John's (NY)	65 55						
88	H	Seton Hall	99 61	256	N	Ole Mi ss	90 50						
204	A	Sai nt Loui s	98 42	180	N	Vanderbi l t	80 42						
1	A	Notre Dame	89 71	115	H	Ohio St.	85 53						
53	H	DePaul	99 63										

U
C
o
n
n

Non-Div I Games:

UConn

U
I
CU
I
C

UI C

U
M
B
C

U
M
B
C

■ Loss, ■ Non-Conf, S Site, H Home A Away N Neutral

U
M
E
S

UMES				Through Games Of Dec. 30, 2018							
Average RPI	Win:	215	WON-LOST	WINNING	LAST 10	STRENGTH OF	OPP. STRENGTH	TEAM	ADJ.	CONF.	ADJ CONF.
Average RPI	Loss:	145	RECORD	PCT. RANK	GAMES	SCHEDULE	OF SCHEDULE	RPI	RPI	RPI	RPI
DIV. I ONLY			1- 9	324	3-7	129	177	264	264	32	32
DIV. I NON-CONF.			1- 9	325	0- 1	130	177	264	264	32	32

TOTALS		RPI 1-25	RPI 26-50		W-L RECORDS		RPI 51-100	RPI 101-150	RPI 150+		
1- 9		0- 1	0- 1		OVERALL		0- 2	0- 1	1- 4		
0- 1		0- 0	0- 0		HOME		0- 1	0- 0	0- 0		
1- 8		0- 1	0- 1		AWAY		0- 1	0- 1	1- 4		
0- 0		0- 0	0- 0		NEUTRAL		0- 0	0- 0	0- 0		
1- 9		0- 1	0- 1		NON-CONFERENCE		0- 2	0- 1	1- 4		
0- 1		0- 0	0- 0		HOME		0- 1	0- 0	0- 0		
1- 8		0- 1	0- 1		AWAY		0- 1	0- 1	1- 4		
0- 0		0- 0	0- 0		NEUTRAL		0- 0	0- 0	0- 0		
0- 0		0- 0	0- 0		CONFERENCE		0- 0	0- 0	0- 0		
0- 0		0- 0	0- 0		HOME		0- 0	0- 0	0- 0		
0- 0		0- 0	0- 0		AWAY		0- 0	0- 0	0- 0		
0- 0		0- 0	0- 0		NEUTRAL		0- 0	0- 0	0- 0		

U
M
E
S

RPI 1-25				RPI 26-50				RPI 51-100				RPI 101+ Team's RPI: 264			
RPI	S	Opponent	Score	RPI	S	Opponent	Score	RPI	S	Opponent	Score	RPI	S	Opponent	Score
5	A	Syracuse	51 96	41	A	Miami (FL)	53 71	63	H	Buffalo	63 69	109	A	Georgetown	55 74
								78	A	Wake Forest	67 78	196	A	East Carolina	69 84
												200	A	George Mason	49 70
												215	A	Mt. St. Mary's	86 73
												267	A	Richmond	55 57
												344	A	Longwood	71 83

LAST 12 Division I GAMES:															
5	A	Syracuse	51 96	200	A	George Mason	49 70								
344	A	Longwood	71 83	215	A	Mt. St. Mary's	86 73								
267	A	Richmond	55 57	41	A	Miami (FL)	53 71								
63	H	Buffalo	63 69	78	A	Wake Forest	67 78								
109	A	Georgetown	55 74												
196	A	East Carolina	69 84												

Non-Di v I Games: Regent 72 16 Cheyney 88 39

UMES

U
M
K
C

UMKC				Through Games Of Dec. 30, 2018											
Average RPI Win: 247		WON-LOST RECORD		WINNING PCT. RANK		LAST 10 GAMES		STRENGTH OF SCHEDULE		OPP. STRENGTH OF SCHEDULE		TEAM RPI	ADJ. RPI	CONF. RPI	ADJ CONF. RPI
Average RPI Loss: 123															
DIV. I ONLY		4- 7		231		6-4		65		329		173	173	30	30
DIV. I NON-CONF.		4- 7		228		0- 1		63		326		173	173	30	30

TOTALS		RPI 1-25		RPI 26-50		W-L RECORDS		RPI 51-100		RPI 101-150		RPI 150+			
4- 7		0- 0		0- 2		OVERALL		0- 1		0- 1		4- 3			
2- 2		0- 0		0- 0		HOME		0- 0		0- 0		2- 2			
2- 5		0- 0		0- 2		AWAY		0- 1		0- 1		2- 1			
0- 0		0- 0		0- 0		NEUTRAL		0- 0		0- 0		0- 0			
4- 7		0- 0		0- 2		NON-CONFERENCE		0- 1		0- 1		4- 3			
2- 2		0- 0		0- 0		HOME		0- 0		0- 0		2- 2			
2- 5		0- 0		0- 2		AWAY		0- 1		0- 1		2- 1			
0- 0		0- 0		0- 0		NEUTRAL		0- 0		0- 0		0- 0			
0- 0		0- 0		0- 0		CONFERENCE		0- 0		0- 0		0- 0			
0- 0		0- 0		0- 0		HOME		0- 0		0- 0		0- 0			
0- 0		0- 0		0- 0		AWAY		0- 0		0- 0		0- 0			
0- 0		0- 0		0- 0		NEUTRAL		0- 0		0- 0		0- 0			

RPI 1-25				RPI 26-50				RPI 51-100				RPI 101+ Team's RPI: 173			
RPI	S	Opponent	Score	RPI	S	Opponent	Score	RPI	S	Opponent	Score	RPI	S	Opponent	Score
				34	A	Kansas	55 67	69	A	Kansas St.	50 61	123	A	Oral Roberts	64 75
				49	A	Missouri	59 66					160	H	Louisiana Tech	80 70
												192	A	Denver	75 92
												194	H	Illinois St.	55 62
												200	H	George Mason	84 91
												253	A	Loyola Chicago	88 74
												254	H	SIUE	80 75
												319	A	North Dakota St.	69 59

LAST 12 Division I GAMES:															
				200	H	George Mason	84 91	194	H	Illinois St.	55 62				
				123	A	Oral Roberts	64 75	160	H	Louisiana Tech	80 70				
				69	A	Kansas St.	50 61	254	H	SIUE	80 75				
				192	A	Denver	75 92	253	A	Loyola Chicago	88 74				
				34	A	Kansas	55 67	49	A	Missouri	59 66				
								319	A	North Dakota St.	69 59				

Non-Div I Games:				Peru St. 98 62				Mo.-St. Louis 92 63				UMKC			

U
M
K
C

Loss, Non-Conf, S Site, H Home A Away N Neutral

Page 309

Loss,
Non-Conf,
S Site,
H Home
A Away
N Neutral

Average RPI Win:	279	WON-LOST	WINNING	LAST 10	STRENGTH OF	OPP. STRENGTH	TEAM	ADJ.	CONF.	ADJ CONF.
Average RPI Loss:	201	RECORD	PCT. RANK	GAMES	SCHEDULE	OF SCHEDULE	RPI	RPI	RPI	RPI
DIV. I ONLY	3- 9	271	2-8	235	330	288	288	25	25	
DIV. I NON-CONF.	3- 9	270	0- 1	233	328	289	289	25	25	
<hr/>										
TOTALS	RPI 1-25	RPI 26-50	W-L RECORDS	RPI 51-100	RPI 101-150	RPI 150+				
3- 9	0- 1	0- 0	OVERALL	0- 1	0- 1	3- 6				
1- 3	0- 0	0- 0	HOME	0- 0	0- 1	1- 2				
2- 6	0- 1	0- 0	AWAY	0- 1	0- 0	2- 4				
0- 0	0- 0	0- 0	NEUTRAL	0- 0	0- 0	0- 0				
3- 9	0- 1	0- 0	NON-CONFERENCE	0- 1	0- 1	3- 6				
1- 3	0- 0	0- 0	HOME	0- 0	0- 1	1- 2				
2- 6	0- 1	0- 0	AWAY	0- 1	0- 0	2- 4				
0- 0	0- 0	0- 0	NEUTRAL	0- 0	0- 0	0- 0				
0- 0	0- 0	0- 0	CONFERENCE	0- 0	0- 0	0- 0				
0- 0	0- 0	0- 0	HOME	0- 0	0- 0	0- 0				
0- 0	0- 0	0- 0	AWAY	0- 0	0- 0	0- 0				
0- 0	0- 0	0- 0	NEUTRAL	0- 0	0- 0	0- 0				

RPI 1-25				RPI 26-50				RPI 51-100				RPI 101+				Team's RPI: 288
RPI	S	Opponent	Score	RPI	S	Opponent	Score	RPI	S	Opponent	Score	RPI	S	Opponent	Score	
19	A	Butler	36 89					88	A	Seton Hall	57 90	134	H	Providence	47 71	
												195	A	Holy Cross	54 63	
												203	A	Cornell	54 63	
												207	A	Massachusetts	62 59	
												238	A	Dartmouth	54 70	
												281	H	Saint Peter's	59 57	
												282	H	Bryant	57 58	
												321	H	Colgate	52 61	
												330	A	Morgan St.	49 61	
												349	A	LIU Brooklyn	69 64	
<hr/>																
LAST 12 Division I GAMES:																
330	A	Morgan St.	49 61	207	A	Massachusetts	62 59									
88	A	Seton Hall	57 90	238	A	Dartmouth	54 70									
19	A	Butler	36 89	134	H	Providence	47 71									
203	A	Cornell	54 63	321	H	Colgate	52 61									
281	H	Saint Peter's	59 57	195	A	Holy Cross	54 63									
282	H	Bryant	57 58	349	A	LIU Brooklyn	69 64									

Non-Div I Games: Fisher 79 45

UMass Lowell

Average RPI Win: 259 WON-LOST WINNING LAST 10
Average RPI Loss: 99 RECORD PCT. RANK GAMES STRENGTH OF OPP. STRENGTH TEAM ADJ. CONF. ADJ CONF.
SCHEDULE OF SCHEDULE RPI RPI RPI RPI

DIV. I ONLY	4- 6	211	5-5	155	170	201	201	29	29
DIV. I NON-CONF.	4- 6	213	0- 1	157	169	201	201	29	29
TOTALS	RPI 1-25	RPI 26-50	W-L RECORDS	RPI 51-100	RPI 101-150	RPI 150+			
4- 6	0- 1	0- 0	OVERALL	0- 3	0- 1	4- 1			
4- 0	0- 0	0- 0	HOME	0- 0	0- 0	4- 0			
0- 6	0- 1	0- 0	AWAY	0- 3	0- 1	0- 1			
0- 0	0- 0	0- 0	NEUTRAL	0- 0	0- 0	0- 0			
4- 6	0- 1	0- 0	NON-CONFERENCE	0- 3	0- 1	4- 1			
4- 0	0- 0	0- 0	HOME	0- 0	0- 0	4- 0			
0- 6	0- 1	0- 0	AWAY	0- 3	0- 1	0- 1			
0- 0	0- 0	0- 0	NEUTRAL	0- 0	0- 0	0- 0			
0- 0	0- 0	0- 0	CONFERENCE	0- 0	0- 0	0- 0			
0- 0	0- 0	0- 0	HOME	0- 0	0- 0	0- 0			
0- 0	0- 0	0- 0	AWAY	0- 0	0- 0	0- 0			
0- 0	0- 0	0- 0	NEUTRAL	0- 0	0- 0	0- 0			

RPI S Opponent Score	RPI S Opponent Score	RPI S Opponent Score	RPI S Opponent Score
25 A Tennessee 46 73		65 A Middle Tenn. 46 67	105 A Tennessee Tech 53 60
		76 A Charlotte 53 70	199 H Davidson 69 56
		92 A Mercer 47 61	231 A Furman 47 58
			255 H Wofford 60 46
			275 H ETSU 56 55
			306 H Western Caro. 74 49
Team's RPI: 201			
LAST 12 Division I GAMES:			
92 A Mercer 47 61	65 A Middle Tenn. 46 67		
306 H Western Caro. 74 49	105 A Tennessee Tech 53 60		
25 A Tennessee 46 73	275 H ETSU 56 55		
76 A Charlotte 53 70	231 A Furman 47 58		
	255 H Wofford 60 46		
	199 H Davidson 69 56		

Non-Div I Games: Warren Wilson 92 31

UNC Asheville

Average RPI Win:	246	WON-LOST	WINNING	LAST 10	STRENGTH OF	OPP. STRENGTH	TEAM	ADJ.	CONF.	ADJ CONF.
Average RPI Loss:	167	RECORD	PCT. RANK	GAMES	SCHEDULE	OF SCHEDULE	RPI	RPI	RPI	RPI

DIV. I ONLY	2- 8	292	4-6	152	267	274	274	23	23
DIV. I NON-CONF.	2- 8	290	0- 1	154	266	274	274	23	23

TOTALS	RPI 1-25	RPI 26-50	W-L RECORDS	RPI 51-100	RPI 101-150	RPI 150+			
2- 8	0- 0	0- 1	OVERALL	0- 1	0- 0	2- 6			
1- 1	0- 0	0- 0	HOME	0- 0	0- 0	1- 1			
0- 6	0- 0	0- 1	AWAY	0- 0	0- 0	0- 5			
1- 1	0- 0	0- 0	NEUTRAL	0- 1	0- 0	1- 0			
2- 8	0- 0	0- 1	NON-CONFERENCE	0- 1	0- 0	2- 6			
1- 1	0- 0	0- 0	HOME	0- 0	0- 0	1- 1			
0- 6	0- 0	0- 1	AWAY	0- 0	0- 0	0- 5			
1- 1	0- 0	0- 0	NEUTRAL	0- 1	0- 0	1- 0			
0- 0	0- 0	0- 0	CONFERENCE	0- 0	0- 0	0- 0			
0- 0	0- 0	0- 0	HOME	0- 0	0- 0	0- 0			
0- 0	0- 0	0- 0	AWAY	0- 0	0- 0	0- 0			
0- 0	0- 0	0- 0	NEUTRAL	0- 0	0- 0	0- 0			

RPI S Opponent	RPI S Opponent	RPI S Opponent	Team's RPI: 274
RPI 1-25	RPI 26-50	RPI 51-100	RPI 101+
44 A North Carolina	62 83	88 N Seton Hall	64 71
			157 H Coastal Caro.
			158 A Appal achian St.
			174 A Georgi a St.
			182 A High Point
			190 A Campbel l
			221 N Eastern Mi ch.
			270 H Liberty
			341 A N. C. Central
			71 78
			65 68
			63 70
			75 82
			49 53
			49 44
			48 45
			57 66
LAST 12 Division I GAMES:			
157 H Coastal Caro.	71 78	270 H Liberty	48 45
88 N Seton Hall	64 71	341 A N. C. Central	57 66
221 N Eastern Mi ch.	49 44	44 A North Carolina	62 83
174 A Georgia St.	63 70	182 A High Point	75 82
		190 A Campbel l	49 53
		158 A Appal achian St.	65 68

Non-Div I Games:	Pfeiffer	92 23	UNC Pembroke	72 32	Lees-McRae	92 36	Young Harris	62 29
UNC Greensboro								

Average RPI Win: 305
 Average RPI Loss: 77

WON-LOST
 RECORD

WINNING
 PCT. RANK

LAST 10
 GAMES

STRENGTH OF
 SCHEDULE

OPP. STRENGTH
 OF SCHEDULE

TEAM
 RPI

ADJ.
 RPI

CONF.
 RPI

ADJ CONF.
 RPI

DIV. I ONLY	5- 4	139	6-4	210	299	155	155	13	13
DIV. I NON-CONF.	5- 4	140	1- 0	207	298	155	155	13	13
TOTALS	RPI 1-25	RPI 26-50	W-L RECORDS	RPI 51-100	RPI 101-150	RPI 150+			
5- 4	0- 0	0- 1	OVERALL	0- 2	0- 1	5- 0			
3- 0	0- 0	0- 0	HOME	0- 0	0- 0	3- 0			
2- 4	0- 0	0- 1	AWAY	0- 2	0- 1	2- 0			
0- 0	0- 0	0- 0	NEUTRAL	0- 0	0- 0	0- 0			
5- 4	0- 0	0- 1	NON-CONFERENCE	0- 2	0- 1	5- 0			
3- 0	0- 0	0- 0	HOME	0- 0	0- 0	3- 0			
2- 4	0- 0	0- 1	AWAY	0- 2	0- 1	2- 0			
0- 0	0- 0	0- 0	NEUTRAL	0- 0	0- 0	0- 0			
0- 0	0- 0	0- 0	CONFERENCE	0- 0	0- 0	0- 0			
0- 0	0- 0	0- 0	HOME	0- 0	0- 0	0- 0			
0- 0	0- 0	0- 0	AWAY	0- 0	0- 0	0- 0			
0- 0	0- 0	0- 0	NEUTRAL	0- 0	0- 0	0- 0			

RPI 1-25				RPI 26-50				RPI 51-100				RPI 101+ Team's RPI: 155			
RPI	S	Opponent	Score	RPI	S	Opponent	Score	RPI	S	Opponent	Score	RPI	S	Opponent	Score
				44	A	North Carolina	55 82	57	A	Ohio	72 95	117	A	VCU	47 58
								91	A	Pittsburgh	56 60	196	A	East Carolina	71 68
												304	H	Presbyterian	63 48
												338	H	Grand Canyon	77 55
												341	A	N.C. Central	89 82
												344	H	Longwood	35 33
LAST 12 Division I GAMES:															
				196	A	East Carolina	71 68	341	A	N.C. Central	89 82				
				344	H	Longwood	35 33	338	H	Grand Canyon	77 55				
				91	A	Pittsburgh	56 60	304	H	Presbyterian	63 48				
				44	A	North Carolina	55 82	57	A	Ohio	72 95				
				117	A	VCU	47 58								

Non-Div I Games: Fayetteville St. 72 54 Belmont Abbey 74 58

UNCW

Loss, Non-Conf, S Site, H Home A Away N Neutral

Average RPI Win:	185	WON-LOST	WINNING	LAST 10	STRENGTH OF	OPP. STRENGTH	TEAM	ADJ.	CONF.	ADJ CONF.
Average RPI Loss:	54	RECORD	PCT. RANK	GAMES	SCHEDULE	OF SCHEDULE	RPI	RPI	RPI	RPI
DIV. I ONLY	6- 5	144	6-4	83	80	74	74	14	14	
DIV. I NON-CONF.	6- 5	145	0- 1	86	77	73	73	14	14	

TOTALS	RPI 1-25	RPI 26-50	W-L RECORDS	RPI 51-100	RPI 101-150	RPI 150+				
6- 5	0- 2	0- 0	OVERALL	1- 3	1- 0	4- 0				
4- 0	0- 0	0- 0	HOME	1- 0	0- 0	3- 0				
2- 4	0- 2	0- 0	AWAY	0- 2	1- 0	1- 0				
0- 1	0- 0	0- 0	NEUTRAL	0- 1	0- 0	0- 0				
6- 5	0- 2	0- 0	NON-CONFERENCE	1- 3	1- 0	4- 0				
4- 0	0- 0	0- 0	HOME	1- 0	0- 0	3- 0				
2- 4	0- 2	0- 0	AWAY	0- 2	1- 0	1- 0				
0- 1	0- 0	0- 0	NEUTRAL	0- 1	0- 0	0- 0				
0- 0	0- 0	0- 0	CONFERENCE	0- 0	0- 0	0- 0				
0- 0	0- 0	0- 0	HOME	0- 0	0- 0	0- 0				
0- 0	0- 0	0- 0	AWAY	0- 0	0- 0	0- 0				
0- 0	0- 0	0- 0	NEUTRAL	0- 0	0- 0	0- 0				

RPI	S	Opponent	Score	RPI	S	Opponent	Score	RPI	S	Opponent	Score	RPI	S	Opponent	Score
12	A	Iowa	57 83					64	H	Creighton	65 55	108	A	IUPUI	53 40
16	A	Marquette	61 102					69	A	Kansas St.	62 72	186	H	North Dakota	64 60
								73	N	Boise St.	60 61	213	H	Delaware	79 67
								98	A	Northern Ill.	59 70	241	A	Long Beach St.	71 64
												296	H	Omaha	79 50

LAST 12 Division I GAMES:															
69	A	Kansas St.	62 72	98	A	Northern Ill.	59 70	16	A	Marquette	61 102	241	A	Long Beach St.	71 64
296	H	Omaha	79 50	16	A	Marquette	61 102	64	H	Creighton	65 55	213	H	Delaware	79 67
12	A	Iowa	57 83	241	A	Long Beach St.	71 64	64	H	Creighton	65 55				
186	H	North Dakota	64 60	64	H	Creighton	65 55								
108	A	IUPUI	53 40	53	40										
73	N	Boise St.	60 61	60	61										

Non-Div I Games: Minnesota St. 73 56

UNI

Average RPI Win:	272	WON-LOST	WINNING	LAST 10	STRENGTH OF	OPP. STRENGTH	TEAM	ADJ.	CONF.	ADJ CONF.
Average RPI Loss:	121	RECORD	PCT. RANK	GAMES	SCHEDULE	OF SCHEDULE	RPI	RPI	RPI	RPI
DIV. I ONLY	2- 9	300	2-8	49	226	258	258	10	10	
DIV. I NON-CONF.	2- 9	297	1- 0	52	224	255	255	10	10	

TOTALS	RPI 1-25	RPI 26-50	W-L RECORDS	RPI 51-100	RPI 101-150	RPI 150+				
2- 9	0- 1	0- 2	OVERALL	0- 2	0- 1	2- 3				
2- 5	0- 1	0- 1	HOME	0- 2	0- 0	2- 1				
0- 4	0- 0	0- 1	AWAY	0- 0	0- 1	0- 2				
0- 0	0- 0	0- 0	NEUTRAL	0- 0	0- 0	0- 0				
2- 9	0- 1	0- 2	NON-CONFERENCE	0- 2	0- 1	2- 3				
2- 5	0- 1	0- 1	HOME	0- 2	0- 0	2- 1				
0- 4	0- 0	0- 1	AWAY	0- 0	0- 1	0- 2				
0- 0	0- 0	0- 0	NEUTRAL	0- 0	0- 0	0- 0				
0- 0	0- 0	0- 0	CONFERENCE	0- 0	0- 0	0- 0				
0- 0	0- 0	0- 0	HOME	0- 0	0- 0	0- 0				
0- 0	0- 0	0- 0	AWAY	0- 0	0- 0	0- 0				
0- 0	0- 0	0- 0	NEUTRAL	0- 0	0- 0	0- 0				

RPI 1-25				RPI 26-50				RPI 51-100				RPI 101+ Team's RPI: 258			
RPI	S	Opponent	Score	RPI	S	Opponent	Score	RPI	S	Opponent	Score	RPI	S	Opponent	Score
11	H	Gonzaga	59 70	42	A	Duke	38 66	65	H	Middle Tenn.	62 66	122	A	UC Irvine	55 57
				50	H	Southern California	72 86	80	H	Wright St.	52 68	162	A	Portland St.	49 58
												243	H	Florida	56 53
												279	A	South Carolina St.	49 58
												280	H	Hawaii	61 66
												300	H	UC Santa Barbara	69 51
LAST 12 Division I GAMES:															
162	A	Portland St.	49 58	243	H	Florida	56 53								
279	A	South Carolina St.	49 58	65	H	Middle Tenn.	62 66								
42	A	Duke	38 66	280	H	Hawaii	61 66								
50	H	Southern California	72 86	122	A	UC Irvine	55 57								
300	H	UC Santa Barbara	69 51	80	H	Wright St.	52 68								
11	H	Gonzaga	59 70												

Non-Div I Games:

UNLV

Average RPI Win: 341

Average RPI Loss: 204

WON-LOST
RECORDWINNING
PCT. RANKLAST 10
GAMESSTRENGTH OF
SCHEDULEOPP. STRENGTH
OF SCHEDULETEAM
RPIADJ.
RPICONF.
RPIADJ CONF.
RPIDIV. I ONLY
DIV. I NON-CONF.1- 7
1- 7319
3184-6
0- 0274
272320
318315
317315
31729
2929
29

TOTALS

RPI 1-25

RPI 26-50

W-L RECORDS

RPI 51-100

RPI 101-150

RPI 150+

1- 7

0- 0

0- 1

OVERALL

0- 1

0- 0

1- 5

0- 0

0- 0

0- 0

HOME

0- 0

0- 0

0- 0

1- 7

0- 0

0- 1

AWAY

0- 1

0- 0

1- 5

0- 0

0- 0

0- 0

NEUTRAL

0- 0

0- 0

0- 0

1- 7

0- 0

0- 1

NON-CONFERENCE

0- 1

0- 0

1- 5

0- 0

0- 0

0- 0

HOME

0- 0

0- 0

0- 0

1- 7

0- 0

0- 1

AWAY

0- 1

0- 0

1- 5

0- 0

0- 0

0- 0

NEUTRAL

0- 0

0- 0

0- 0

0- 0

0- 0

0- 0

CONFERENCE

0- 0

0- 0

0- 0

0- 0

0- 0

0- 0

HOME

0- 0

0- 0

0- 0

0- 0

0- 0

0- 0

AWAY

0- 0

0- 0

0- 0

0- 0

0- 0

0- 0

NEUTRAL

0- 0

0- 0

0- 0

RPI 1-25

RPI 26-50

RPI 51-100

RPI 101+

Team's RPI: 315

RPI S Opponent Score

RPI S Opponent Score

RPI S Opponent Score

RPI S Opponent Score

40 A Virginia Tech 45 96

83 A Nebraska 64 87

196 A East Carolina 53 63

231 A Furman 67 78

279 A South Carolina St. 66 71

296 A Omaha 69 96

306 A Western Caro. 64 68

341 A N.C. Central 82 63

LAST 12 Division I GAMES:

231 A Furman 67 78

196 A East Carolina 53 63

83 A Nebraska 64 87

306 A Western Caro. 64 68

296 A Omaha 69 96

279 A South Carolina St. 66 71

40 A Virginia Tech 45 96

341 A N.C. Central 82 63

Non-Div I Games:

Brevard

71 53

Converse

69 51

UNKNOWN

101 53

USC Upstate

Average RPI	Win:	215	WON-LOST	WINNING	LAST 10	STRENGTH OF	OPP. STRENGTH	TEAM	ADJ.	CONF.	ADJ CONF.
Average RPI	Loss:	69	RECORD	PCT. RANK	GAMES	SCHEDULE	OF SCHEDULE	RPI	RPI	RPI	RPI
DIV. I ONLY		8- 3		70	7-3	251	102	119	119	15	15
DIV. I NON-CONF.		8- 3		72	1- 0	248	102	118	118	15	15
<hr/>											
TOTALS	RPI 1-25		RPI 26-50		W-L RECORDS	RPI 51-100		RPI 101-150		RPI 150+	
8- 3	0- 0		0- 1		OVERALL	0- 1		3- 1		5- 0	
3- 2	0- 0		0- 1		HOME	0- 1		1- 0		2- 0	
5- 1	0- 0		0- 0		AWAY	0- 0		2- 1		3- 0	
0- 0	0- 0		0- 0		NEUTRAL	0- 0		0- 0		0- 0	
8- 3	0- 0		0- 1		NON-CONFERENCE	0- 1		3- 1		5- 0	
3- 2	0- 0		0- 1		HOME	0- 1		1- 0		2- 0	
5- 1	0- 0		0- 0		AWAY	0- 0		2- 1		3- 0	
0- 0	0- 0		0- 0		NEUTRAL	0- 0		0- 0		0- 0	
0- 0	0- 0		0- 0		CONFERENCE	0- 0		0- 0		0- 0	
0- 0	0- 0		0- 0		HOME	0- 0		0- 0		0- 0	
0- 0	0- 0		0- 0		AWAY	0- 0		0- 0		0- 0	
0- 0	0- 0		0- 0		NEUTRAL	0- 0		0- 0		0- 0	

RPI 1-25				RPI 26-50				RPI 51-100				RPI 101+ Team's RPI: 119			
RPI	S	Opponent	Score	RPI	S	Opponent	Score	RPI	S	Opponent	Score	RPI	S	Opponent	Score
				50	H	Southern Cal i forn i a	61 73	52	H	Arkansas	65 66	106	A	Fresno St.	61 70
												110	A	Houston	65 61
												123	A	Oral Roberts	80 62
												129	H	Grambling	78 54
												235	A	San Francisco	80 73
												251	A	SMU	66 41
												290	H	UTSA	53 48
												291	A	Incarnate Word	97 49
												292	H	Jackson St.	99 63
<hr/>															
LAST 12 Division I GAMES:															
251	A	SMU	66 41	290	H	UTSA	53 48	110	A	Houston	65 61	123	A	Oral Roberts	80 62
50	H	Southern Cal i forn i a	61 73	123	A	Oral Roberts	80 62	291	A	Incarnate Word	97 49	235	A	San Francisco	80 73
129	H	Grambling	78 54	292	H	Jackson St.	99 63	106	A	Fresno St.	61 70				

Non-Div I Games:

UT Arlington

U
T
M
a
r
t
i
n

UT Martin				Through Games Of Dec. 30, 2018						
Average RPI Win:	207	WON-LOST RECORD	WINNING PCT. RANK	LAST 10 GAMES	STRENGTH OF SCHEDULE	OPP. STRENGTH OF SCHEDULE	TEAM RPI	ADJ. RPI	CONF. RPI	ADJ CONF. RPI
Average RPI Loss:	68									
DIV. I ONLY		6- 3	92	7-3	256	40	101	101	20	20
DIV. I NON-CONF.		6- 3	91	1- 0	254	42	102	102	20	20

TOTALS	RPI 1-25		RPI 26-50		W-L RECORDS		RPI 51-100		RPI 101-150	RPI 150+
6- 3	0- 1		0- 0		OVERALL		0- 1		2- 1	4- 0
4- 0	0- 0		0- 0		HOME		0- 0		1- 0	3- 0
2- 3	0- 1		0- 0		AWAY		0- 1		1- 1	1- 0
0- 0	0- 0		0- 0		NEUTRAL		0- 0		0- 0	0- 0
6- 3	0- 1		0- 0		NON-CONFERENCE		0- 1		2- 1	4- 0
4- 0	0- 0		0- 0		HOME		0- 0		1- 0	3- 0
2- 3	0- 1		0- 0		AWAY		0- 1		1- 1	1- 0
0- 0	0- 0		0- 0		NEUTRAL		0- 0		0- 0	0- 0
0- 0	0- 0		0- 0		CONFERENCE		0- 0		0- 0	0- 0
0- 0	0- 0		0- 0		HOME		0- 0		0- 0	0- 0
0- 0	0- 0		0- 0		AWAY		0- 0		0- 0	0- 0
0- 0	0- 0		0- 0		NEUTRAL		0- 0		0- 0	0- 0

RPI 1-25				RPI 26-50				RPI 51-100				RPI 101+ Team's RPI: 101			
RPI	S	Opponent	Score	RPI	S	Opponent	Score	RPI	S	Opponent	Score	RPI	S	Opponent	Score
7	A	Louisville	62 102					90	A	Northwestern	64 90	108	A	IUPUI	72 73
												121	H	Southern Ill.	95 94
												132	A	Chattanooga	81 79
												176	H	Arkansas St.	97 91
												212	H	Samford	89 68
												278	H	Mississippi Val.	110 51
												320	A	Lipscomb	62 53

LAST 12 Division I GAMES:															
278	H	Mississippi Val.	110 51	132	A	Chattanooga	81 79	90	A	Northwestern	64 90	108	A	IUPUI	72 73
320	A	Lipscomb	62 53	176	H	Arkansas St.	97 91	121	H	Southern Ill.	95 94	212	H	Samford	89 68
7	A	Louisville	62 102												

Non-Div I Games: Ala.-Huntsville 100 69 Christian Bros. 108 82

UT Martin

U
T
M
a
r
t
i
n

UTEP				Through Games Of Dec. 30, 2018							
Average RPI Win:		298	WON-LOST RECORD	WINNING PCT. RANK	LAST 10 GAMES	STRENGTH OF SCHEDULE	OPP. STRENGTH OF SCHEDULE	TEAM RPI	ADJ. RPI	CONF. RPI	ADJ CONF. RPI
Average RPI Loss:		166									
DIV. I ONLY			3- 10	279	1-9	231	300	318	318	19	19
DIV. I NON-CONF.			3- 10	278	0- 1	229	299	321	321	19	19

TOTALS		RPI 1-25		RPI 26-50		W-L RECORDS	RPI 51-100		RPI 101-150		RPI 150+
3- 10		0- 0		0- 1		OVERALL	0- 1		0- 1		3- 7
2- 5		0- 0		0- 0		HOME	0- 0		0- 1		2- 4
0- 4		0- 0		0- 1		AWAY	0- 1		0- 0		0- 2
1- 1		0- 0		0- 0		NEUTRAL	0- 0		0- 0		1- 1
3- 10		0- 0		0- 1		NON-CONFERENCE	0- 1		0- 1		3- 7
2- 5		0- 0		0- 0		HOME	0- 0		0- 1		2- 4
0- 4		0- 0		0- 1		AWAY	0- 1		0- 0		0- 2
1- 1		0- 0		0- 0		NEUTRAL	0- 0		0- 0		1- 1
0- 0		0- 0		0- 0		CONFERENCE	0- 0		0- 0		0- 0
0- 0		0- 0		0- 0		HOME	0- 0		0- 0		0- 0
0- 0		0- 0		0- 0		AWAY	0- 0		0- 0		0- 0
0- 0		0- 0		0- 0		NEUTRAL	0- 0		0- 0		0- 0

RPI 1-25				RPI 26-50				RPI 51-100				RPI 101+ Team's RPI: 318			
RPI	S	Opponent	Score	RPI	S	Opponent	Score	RPI	S	Opponent	Score	RPI	S	Opponent	Score
				27	A	New Mexico	51 69	79	A	Arizona	40 62	148	H	Abilene Christian	69 70
												162	H	Portland St.	61 89
												171	H	Nicholls St.	56 58
												175	H	New Mexico St.	65 69
												176	H	Arkansas St.	66 67
												183	A	Tulsa	45 66
												205	N	Akron	57 64
												244	N	Western Ill.	84 72
												299	H	CSU Bakersfield	53 47
												335	A	Weber St.	63 68
												350	H	Alcorn	77 51

LAST 12 Division I GAMES:															
				183	A	Tulsa	45 66	176	H	Arkansas St.	66 67				
				205	N	Akron	57 64	335	A	Weber St.	63 68				
				244	N	Western Ill.	84 72	148	H	Abilene Christian	69 70				
				79	A	Arizona	40 62	171	H	Nicholls St.	56 58				
				162	H	Portland St.	61 89	175	H	New Mexico St.	65 69				
				27	A	New Mexico	51 69	299	H	CSU Bakersfield	53 47				

Non-Div I Games:

UTEP

■ Loss,
 ■ Non-Conf,
 ■ S Site,
 ■ Home
 ■ A Away
 N Neutral

Average RPI Win: 289

Average RPI Loss: 191

WON-LOST
RECORDWINNING
PCT. RANKLAST 10
GAMESSTRENGTH OF
SCHEDULEOPP. STRENGTH
OF SCHEDULETEAM
RPIADJ.
RPICONF.
RPIADJ CONF.
RPIDIV. I ONLY
DIV. I NON-CONF.4- 6
4- 6211
2135-5
0- 1335
335239
236309
309309
30930
3030
30

TOTALS

RPI 1-25

RPI 26-50

W-L RECORDS

RPI 51-100

RPI 101-150

RPI 150+

4- 6

0- 0

0- 1

OVERALL

0- 1

0- 0

4- 4

2- 3

0- 0

0- 0

HOME

0- 1

0- 0

2- 2

2- 3

0- 0

0- 1

AWAY

0- 0

0- 0

2- 2

0- 0

0- 0

0- 0

NEUTRAL

0- 0

0- 0

0- 0

4- 6

0- 0

0- 1

NON-CONFERENCE

0- 1

0- 0

4- 4

2- 3

0- 0

0- 0

HOME

0- 1

0- 0

2- 2

2- 3

0- 0

0- 1

AWAY

0- 0

0- 0

2- 2

0- 0

0- 0

0- 0

NEUTRAL

0- 0

0- 0

0- 0

0- 0

0- 0

0- 0

CONFERENCE

0- 0

0- 0

0- 0

0- 0

0- 0

0- 0

HOME

0- 0

0- 0

0- 0

0- 0

0- 0

0- 0

AWAY

0- 0

0- 0

0- 0

0- 0

0- 0

0- 0

NEUTRAL

0- 0

0- 0

0- 0

RPI 1-25

RPI 26-50

RPI 51-100

RPI 101+

Team's RPI: 309

RPI S Opponent Score

RPI S Opponent Score

RPI S Opponent Score

RPI S Opponent Score

38 A Texas A&M 61 84

75 H Texas 66 81

179 H Prairie View 57 50

202 H Texas Southern 55 69

207 A Massachusetts 70 74

290 A UTSA 58 61

316 H Louisiana 75 60

327 A Canisius 57 53

334 A A&M-Corpus Christi 70 57

334 H A&M-Corpus Christi 49 59

LAST 12 Division I GAMES:

38 A Texas A&M 61 84

207 A Massachusetts 70 74

75 H Texas 66 81

327 A Canisius 57 53

202 H Texas Southern 55 69

290 A UTSA 58 61

334 A A&M-Corpus Christi 70 57

334 H A&M-Corpus Christi 49 59

316 H Louisiana 75 60

179 H Prairie View 57 50

Non-Div I Games:

Texas Lutheran

82 38

UNKNOWN

74 43

UTRGV

Loss, Non-Conf, S Site, H Home A Away N Neutral

Average RPI Win: **286**
 Average RPI Loss: **139**

WON-LOST
RECORD

WINNING
PCT. RANK

LAST 10
GAMES

STRENGTH OF
SCHEDULE

OPP. STRENGTH
OF SCHEDULE

TEAM
RPI

ADJ.
RPI

CONF.
RPI

ADJ CONF.
RPI

DIV. I ONLY	3- 7	254	4-6	181	264	290	290	19	19
DIV. I NON-CONF.	3- 7	255	0- 0	181	262	291	291	19	19
<hr/>									
TOTALS	RPI 1-25	RPI 26-50	W-L RECORDS	RPI 51-100	RPI 101-150	RPI 150+			
3- 7	0- 0	0- 0	OVERALL	0- 2	0- 3	3- 2			
3- 3	0- 0	0- 0	HOME	0- 0	0- 2	3- 1			
0- 3	0- 0	0- 0	AWAY	0- 2	0- 1	0- 0			
0- 1	0- 0	0- 0	NEUTRAL	0- 0	0- 0	0- 1			
3- 7	0- 0	0- 0	NON-CONFERENCE	0- 2	0- 3	3- 2			
3- 3	0- 0	0- 0	HOME	0- 0	0- 2	3- 1			
0- 3	0- 0	0- 0	AWAY	0- 2	0- 1	0- 0			
0- 1	0- 0	0- 0	NEUTRAL	0- 0	0- 0	0- 1			
0- 0	0- 0	0- 0	CONFERENCE	0- 0	0- 0	0- 0			
0- 0	0- 0	0- 0	HOME	0- 0	0- 0	0- 0			
0- 0	0- 0	0- 0	AWAY	0- 0	0- 0	0- 0			
0- 0	0- 0	0- 0	NEUTRAL	0- 0	0- 0	0- 0			

RPI 1-25				RPI 26-50				RPI 51-100				RPI 101+ Team's RPI: 290					
RPI	S	Opponent	Score	RPI	S	Opponent	Score	RPI	S	Opponent	Score	RPI	S	Opponent	Score		
								75	A	Texas	54	98	108	H	IUPUI	50	58
								88	A	Seton Hall	53	84	119	A	UT Arlington	48	53
												144	H	Utah St.	56	62	
												168	H	Texas St.	60	68	
												214	H	San Diego	87	77	
												272	N	UMBC	58	72	
												309	H	UTRGV	61	58	
												335	H	Weber St.	66	59	
LAST 12 Division I GAMES:																	
144	H	Utah St.	56	62	119	A	UT Arlington	48	53								
75	A	Texas	54	98	214	H	San Diego	87	77								
335	H	Weber St.	66	59	88	A	Seton Hall	53	84								
108	H	IUPUI	50	58	272	N	UMBC	58	72								
168	H	Texas St.	60	68													
309	H	UTRGV	61	58													

Non-Div I Games: Concordia (TX) 78 51 Tex. A&M-Kingsville 86 55

UTSA

Average RPI Win:	205	WON-LOST	WINNING	LAST 10	STRENGTH OF	OPP. STRENGTH	TEAM	ADJ.	CONF.	ADJ CONF.
Average RPI Loss:	0	RECORD	PCT. RANK	GAMES	SCHEDULE	OF SCHEDULE	RPI	RPI	RPI	RPI
DIV. I ONLY	12- 0	1	10-0	304	88	54	54	2	2	
DIV. I NON-CONF.	11- 0	1	1- 0	334	79	81	81	2	2	

TOTALS	RPI 1-25	RPI 26-50	W-L RECORDS	RPI 51-100	RPI 101-150	RPI 150+				
12- 0	0- 0	1- 0	OVERALL	2- 0	1- 0	8- 0				
7- 0	0- 0	1- 0	HOME	1- 0	1- 0	4- 0				
3- 0	0- 0	0- 0	AWAY	1- 0	0- 0	2- 0				
2- 0	0- 0	0- 0	NEUTRAL	0- 0	0- 0	2- 0				
11- 0	0- 0	1- 0	NON-CONFERENCE	1- 0	1- 0	8- 0				
7- 0	0- 0	1- 0	HOME	1- 0	1- 0	4- 0				
2- 0	0- 0	0- 0	AWAY	0- 0	0- 0	2- 0				
2- 0	0- 0	0- 0	NEUTRAL	0- 0	0- 0	2- 0				
1- 0	0- 0	0- 0	CONFERENCE	1- 0	0- 0	0- 0				
0- 0	0- 0	0- 0	HOME	0- 0	0- 0	0- 0				
1- 0	0- 0	0- 0	AWAY	1- 0	0- 0	0- 0				
0- 0	0- 0	0- 0	NEUTRAL	0- 0	0- 0	0- 0				

RPI 1-25				RPI 26-50				RPI 51-100				Team's RPI: 54				RPI 101+			
RPI	S	Opponent	Score	RPI	S	Opponent	Score	RPI	S	Opponent	Score	RPI	S	Opponent	Score	RPI	S	Opponent	Score
				48	H	BYU	78 67					51	A	Col orado	76 61	111	H	Idaho St.	74 60
												94	H	Al abama	72 62	227	A	Nevada	74 52
																233	A	Eastern Wash.	95 51
																241	H	Long Beach St.	82 59
																243	N	Fl ori da	74 58
																280	N	Hawai i	73 48
																286	H	Utah Valley	85 47
																310	H	Seattle U	89 62
																335	H	Weber St.	77 56
LAST 12 Division I GAMES:																			
				48	H	BYU	78 67					280	N	Hawai i	73 48				
				286	H	Utah Valley	85 47					51	A	Col orado	76 61				
				310	H	Seattle U	89 62					243	N	Fl ori da	74 58				
				233	A	Eastern Wash.	95 51					335	H	Weber St.	77 56				
				111	H	Idaho St.	74 60					94	H	Al abama	72 62				
				241	H	Long Beach St.	82 59					227	A	Nevada	74 52				

Non-Div I Games:

Utah

Average RPI	Win:	234	WON-LOST	WINNING	LAST 10	STRENGTH OF	OPP. STRENGTH	TEAM	ADJ.	CONF.	ADJ CONF.
Average RPI	Loss:	85	RECORD	PCT. RANK	GAMES	SCHEDULE	OF SCHEDULE	RPI	RPI	RPI	RPI
DIV. I ONLY		4- 6		211	4-6	77	89	144	144	10	10
DIV. I NON-CONF.		4- 6		213	0- 1	79	89	144	144	10	10

TOTALS	RPI 1-25		RPI 26-50		W-L RECORDS	RPI 51-100		RPI 101-150		RPI 150+	
4- 6	0- 1		0- 2		OVERALL	0- 1		1- 1		3- 1	
1- 3	0- 1		0- 1		HOME	0- 0		0- 0		1- 1	
3- 1	0- 0		0- 0		AWAY	0- 0		1- 1		2- 0	
0- 2	0- 0		0- 1		NEUTRAL	0- 1		0- 0		0- 0	
4- 6	0- 1		0- 2		NON-CONFERENCE	0- 1		1- 1		3- 1	
1- 3	0- 1		0- 1		HOME	0- 0		0- 0		1- 1	
3- 1	0- 0		0- 0		AWAY	0- 0		1- 1		2- 0	
0- 2	0- 0		0- 1		NEUTRAL	0- 1		0- 0		0- 0	
0- 0	0- 0		0- 0		CONFERENCE	0- 0		0- 0		0- 0	
0- 0	0- 0		0- 0		HOME	0- 0		0- 0		0- 0	
0- 0	0- 0		0- 0		AWAY	0- 0		0- 0		0- 0	
0- 0	0- 0		0- 0		NEUTRAL	0- 0		0- 0		0- 0	

RPI 1-25				RPI 26-50				RPI 51-100				RPI 101+ Team's RPI: 144			
RPI	S	Opponent	Score	RPI	S	Opponent	Score	RPI	S	Opponent	Score	RPI	S	Opponent	Score
3	H	Oregon	58 88	48	H	BYU	57 62	51	N	Colorado	68 78	103	A	Washington St.	72 61
				50	N	Southern Cal i forni a	46 55					118	A	Portland	54 61
												241	H	Long Beach St.	48 50
												257	A	North Texas	57 41
												286	H	Utah Valley	67 62
												290	A	UTSA	62 56

LAST 12 Division I GAMES:															
118	A	Portland	54 61	241	H	Long Beach St.	48 50								
51	N	Colorado	68 78	286	H	Utah Valley	67 62								
50	N	Southern Cal i forni a	46 55	257	A	North Texas	57 41								
48	H	BYU	57 62	290	A	UTSA	62 56								
3	H	Oregon	58 88												
103	A	Washington St.	72 61												

Non-Div I Games: Northern N.M. 106 35

Utah St.

Average RPI Win: 273

Average RPI Loss: 130

WON-LOST
RECORDWINNING
PCT. RANKLAST 10
GAMESSTRENGTH OF
SCHEDULEOPP. STRENGTH
OF SCHEDULETEAM
RPIADJ.
RPICONF.
RPIADJ CONF.
RPIDIV. I ONLY
DIV. I NON-CONF.3- 7
3- 7254
2554-6
0- 1227
226174
174286
287286
28730
3030
30

TOTALS

RPI 1-25

RPI 26-50

W-L RECORDS

RPI 51-100

RPI 101-150

RPI 150+

3- 7

0- 0

0- 1

OVERALL

0- 1

0- 3

3- 2

3- 2

0- 0

0- 1

HOME

0- 0

0- 1

3- 0

0- 5

0- 0

0- 0

AWAY

0- 1

0- 2

0- 2

0- 0

0- 0

0- 0

NEUTRAL

0- 0

0- 0

0- 0

3- 7

0- 0

0- 1

NON-CONFERENCE

0- 1

0- 3

3- 2

3- 2

0- 0

0- 1

HOME

0- 0

0- 1

3- 0

0- 5

0- 0

0- 0

AWAY

0- 1

0- 2

0- 2

0- 0

0- 0

0- 0

NEUTRAL

0- 0

0- 0

0- 0

0- 0

0- 0

0- 0

CONFERENCE

0- 0

0- 0

0- 0

0- 0

0- 0

0- 0

HOME

0- 0

0- 0

0- 0

0- 0

0- 0

0- 0

AWAY

0- 0

0- 0

0- 0

0- 0

0- 0

0- 0

NEUTRAL

0- 0

0- 0

0- 0

RPI 1-25

RPI 26-50

RPI 51-100

RPI 101+

Team's RPI: 286

RPI S Opponent Score

RPI S Opponent Score

RPI S Opponent Score

RPI S Opponent Score

48 H BYU 51 77

54 A Utah 47 85

111 A Idaho St. 68 80

118 H Portland 60 65

144 A Utah St. 62 67

184 H UC Riverside 56 53

218 A Southern Utah 59 60

219 A Cal St. Fullerton 55 56

300 H UC Santa Barbara 63 54

335 H Weber St. 65 59

LAST 12 Division I GAMES:

54 A Utah 47 85

219 A Cal St. Fullerton 55 56

48 H BYU 51 77

184 H UC Riverside 56 53

118 H Portland 60 65

335 H Weber St. 65 59

300 H UC Santa Barbara 63 54

144 A Utah St. 62 67

111 A Idaho St. 68 80

218 A Southern Utah 59 60

Utah Valley

Average RPI Win:	216	WON-LOST	WINNING	LAST 10	STRENGTH OF	OPP. STRENGTH	TEAM	ADJ.	CONF.	ADJ CONF.
Average RPI Loss:	81	RECORD	PCT. RANK	GAMES	SCHEDULE	OF SCHEDULE	RPI	RPI	RPI	RPI
DIV. I ONLY	7- 5	128	5-5	154	145	117	117	16	16	
DIV. I NON-CONF.	7- 5	131	1- 0	156	142	117	117	16	16	

TOTALS	RPI 1-25	RPI 26-50	W-L RECORDS	RPI 51-100	RPI 101-150	RPI 150+				
7- 5	0- 0	0- 2	OVERALL	1- 1	1- 2	5- 0				
3- 1	0- 0	0- 0	HOME	1- 1	0- 0	2- 0				
3- 3	0- 0	0- 2	AWAY	0- 0	1- 1	2- 0				
1- 1	0- 0	0- 0	NEUTRAL	0- 0	0- 1	1- 0				
7- 5	0- 0	0- 2	NON-CONFERENCE	1- 1	1- 2	5- 0				
3- 1	0- 0	0- 0	HOME	1- 1	0- 0	2- 0				
3- 3	0- 0	0- 2	AWAY	0- 0	1- 1	2- 0				
1- 1	0- 0	0- 0	NEUTRAL	0- 0	0- 1	1- 0				
0- 0	0- 0	0- 0	CONFERENCE	0- 0	0- 0	0- 0				
0- 0	0- 0	0- 0	HOME	0- 0	0- 0	0- 0				
0- 0	0- 0	0- 0	AWAY	0- 0	0- 0	0- 0				
0- 0	0- 0	0- 0	NEUTRAL	0- 0	0- 0	0- 0				

RPI 1-25				RPI 26-50				RPI 51-100				RPI 101+				Team's RPI: 117	
RPI	S	Opponent	Score	RPI	S	Opponent	Score	RPI	S	Opponent	Score	RPI	S	Opponent	Score		
				31	A	Old Dominion	57 60	78	H	Wake Forest	53 40	108	N	IUPUI	61 63		
				44	A	North Carolina	47 59	84	H	Radford	49 54	109	A	Georgetown	47 45		
												140	A	Cincinnati	54 66		
												155	H	UNCW	58 47		
												177	A	William & Mary	72 55		
												313	A	N. C. A&T	54 48		
												335	N	Weber St.	64 36		
												344	H	Longwood	84 55		
LAST 12 Division I GAMES:																	
				313	A	N. C. A&T	54 48	31	A	Old Dominion	57 60						
				84	H	Radford	49 54	140	A	Cincinnati	54 66						
				78	H	Wake Forest	53 40	109	A	Georgetown	47 45						
				44	A	North Carolina	47 59	155	H	UNCW	58 47						
				344	H	Longwood	84 55	108	N	IUPUI	61 63						
				177	A	William & Mary	72 55	335	N	Weber St.	64 36						

Non-Div I Games:

VCU

Average RPI Win:	287	WON-LOST	WINNING	LAST 10	STRENGTH OF	OPP. STRENGTH	TEAM	ADJ.	CONF.	ADJ CONF.
Average RPI Loss:	197	RECORD	PCT. RANK	GAMES	SCHEDULE	OF SCHEDULE	RPI	RPI	RPI	RPI
DIV. I ONLY	4- 8	242	4-6	298	316	307	307	14	14	
DIV. I NON-CONF.	4- 8	241	0- 1	299	314	306	306	14	14	

TOTALS	RPI 1-25	RPI 26-50	W-L RECORDS	RPI 51-100	RPI 101-150	RPI 150+				
4- 8	0- 0	0- 0	OVERALL	0- 1	0- 1	4- 6				
1- 5	0- 0	0- 0	HOME	0- 1	0- 1	1- 3				
2- 3	0- 0	0- 0	AWAY	0- 0	0- 0	2- 3				
1- 0	0- 0	0- 0	NEUTRAL	0- 0	0- 0	1- 0				
4- 8	0- 0	0- 0	NON-CONFERENCE	0- 1	0- 1	4- 6				
1- 5	0- 0	0- 0	HOME	0- 1	0- 1	1- 3				
2- 3	0- 0	0- 0	AWAY	0- 0	0- 0	2- 3				
1- 0	0- 0	0- 0	NEUTRAL	0- 0	0- 0	1- 0				
0- 0	0- 0	0- 0	CONFERENCE	0- 0	0- 0	0- 0				
0- 0	0- 0	0- 0	HOME	0- 0	0- 0	0- 0				
0- 0	0- 0	0- 0	AWAY	0- 0	0- 0	0- 0				
0- 0	0- 0	0- 0	NEUTRAL	0- 0	0- 0	0- 0				

RPI 1-25				RPI 26-50				RPI 51-100				RPI 101+				Team's RPI: 307
RPI	S	Opponent	Score	RPI	S	Opponent	Score	RPI	S	Opponent	Score	RPI	S	Opponent	Score	
								77	H	Tol edo	59 65	133	H	Mi ami (OH)	47 68	
												152	H	Bowling Green	72 79	
												172	A	Illinois	54 73	
												186	H	North Dakota	56 62	
												198	H	Eastern Ill.	62 60	
												210	A	Morehead St.	62 68	
												273	N	St. Francis Brooklyn	78 76	
												319	H	North Dakota St.	48 51	
												329	A	UIC	65 75	
												331	A	Chi cago St.	76 70	
												346	A	Purdue Fort Wayne	68 64	
LAST 12 Division I GAMES:																
152	H	Bowling Green	72 79	319	H	North Dakota St.	48 51									
346	A	Purdue Fort Wayne	68 64	133	H	Mi ami (OH)	47 68									
210	A	Morehead St.	62 68	198	H	Eastern Ill.	62 60									
172	A	Illinois	54 73	331	A	Chi cago St.	76 70									
186	H	North Dakota	56 62	77	H	Tol edo	59 65									
329	A	UIC	65 75	273	N	St. Francis Brooklyn	78 76									

Non-Div I Games:

Val parai so

Average RPI	Win: 278	WON-LOST	WINNING	LAST 10	STRENGTH OF	OPP. STRENGTH	TEAM	ADJ.	CONF.	ADJ CONF.
Average RPI	Loss: 55	RECORD	PCT. RANK	GAMES	SCHEDULE	OF SCHEDULE	RPI	RPI	RPI	RPI
DIV. I ONLY	5- 8	224	4-6	70	161	180	180	6	6	
DIV. I NON-CONF.	5- 8	223	1- 0	68	163	182	182	6	6	

TOTALS	RPI 1-25	RPI 26-50	W-L RECORDS	RPI 51-100	RPI 101-150	RPI 150+				
5- 8	0- 2	0- 2	OVERALL	0- 3	0- 1	5- 0				
4- 2	0- 0	0- 1	HOME	0- 0	0- 1	4- 0				
1- 3	0- 1	0- 0	AWAY	0- 2	0- 0	1- 0				
0- 3	0- 1	0- 1	NEUTRAL	0- 1	0- 0	0- 0				
5- 8	0- 2	0- 2	NON-CONFERENCE	0- 3	0- 1	5- 0				
4- 2	0- 0	0- 1	HOME	0- 0	0- 1	4- 0				
1- 3	0- 1	0- 0	AWAY	0- 2	0- 0	1- 0				
0- 3	0- 1	0- 1	NEUTRAL	0- 1	0- 0	0- 0				
0- 0	0- 0	0- 0	CONFERENCE	0- 0	0- 0	0- 0				
0- 0	0- 0	0- 0	HOME	0- 0	0- 0	0- 0				
0- 0	0- 0	0- 0	AWAY	0- 0	0- 0	0- 0				
0- 0	0- 0	0- 0	NEUTRAL	0- 0	0- 0	0- 0				

RPI 1-25				RPI 26-50				RPI 51-100				RPI 101+ Team's RPI: 180			
RPI	S	Opponent	Score	RPI	S	Opponent	Score	RPI	S	Opponent	Score	RPI	S	Opponent	Score
2	N	UConn	42 80	41	N	Miami (FL)	65 90	64	N	Creighton	55 75	149	H	North Ala.	71 74
8	A	NC State	54 74	45	H	Central Mich.	57 66	65	A	Middle Tenn.	58 65	212	H	Samford	77 52
								69	A	Kansas St.	61 72	230	A	Ball St.	60 43
												298	H	Tennessee St.	89 63
												304	H	Presbyterian	78 43
												345	H	Austin Peay	99 70

LAST 12 Division I GAMES:															
212	H	Samford	77 52	41	N	Miami (FL)	65 90	230	A	Ball St.	60 43	298	H	Tennessee St.	89 63
64	N	Creighton	55 75	45	H	Central Mich.	57 66	69	A	Kansas St.	61 72	304	H	Presbyterian	78 43
2	N	UConn	42 80												
8	A	NC State	54 74												
345	H	Austin Peay	99 70												
65	A	Middle Tenn.	58 65												

Non-Div I Games:

Vanderbilt

Average RPI Win:	304	WON-LOST	WINNING	LAST 10	STRENGTH OF	OPP. STRENGTH	TEAM	ADJ.	CONF.	ADJ CONF.
Average RPI Loss:	172	RECORD	PCT. RANK	GAMES	SCHEDULE	OF SCHEDULE	RPI	RPI	RPI	RPI

DIV. I ONLY	3- 8	265	3-7	205	306	297	297	25	25
DIV. I NON-CONF.	3- 8	265	0- 1	201	306	297	297	25	25
TOTALS	RPI 1-25	RPI 26-50	W-L RECORDS	RPI 51-100	RPI 101-150	RPI 150+			
3- 8	0- 0	0- 1	OVERALL	0- 0	0- 3	3- 4			
2- 5	0- 0	0- 0	HOME	0- 0	0- 2	2- 3			
1- 3	0- 0	0- 1	AWAY	0- 0	0- 1	1- 1			
0- 0	0- 0	0- 0	NEUTRAL	0- 0	0- 0	0- 0			
3- 8	0- 0	0- 1	NON-CONFERENCE	0- 0	0- 3	3- 4			
2- 5	0- 0	0- 0	HOME	0- 0	0- 2	2- 3			
1- 3	0- 0	0- 1	AWAY	0- 0	0- 1	1- 1			
0- 0	0- 0	0- 0	NEUTRAL	0- 0	0- 0	0- 0			
0- 0	0- 0	0- 0	CONFERENCE	0- 0	0- 0	0- 0			
0- 0	0- 0	0- 0	HOME	0- 0	0- 0	0- 0			
0- 0	0- 0	0- 0	AWAY	0- 0	0- 0	0- 0			
0- 0	0- 0	0- 0	NEUTRAL	0- 0	0- 0	0- 0			

RPI 1-25	RPI 26-50	RPI 51-100	RPI 101+	Team's RPI: 297
RPI S Opponent Score	RPI S Opponent Score	RPI S Opponent Score	RPI S Opponent Score	
	34 A Kansas 36 77		127 H Yale 55 58	
			139 H Rhode Isl and 58 61	
			146 A South Fla. 55 102	
			166 H Drexel 44 60	
			195 H Holy Cross 40 65	
			238 H Dartmouth 42 66	
			247 H Ri der 54 49	
			327 A Cani si us 46 67	
			332 A NJIT 71 63	
			333 H Wagner 56 54	
LAST 12 Di vi si on I GAMES:				
166 H Drexel 44 60	327 A Cani si us 46 67	146 A South Fla. 55 102	127 H Yale 55 58	
34 A Kansas 36 77				
139 H Rhode Isl and 58 61				
238 H Dartmouth 42 66	332 A NJIT 71 63	195 H Holy Cross 40 65		
247 H Ri der 54 49	333 H Wagner 56 54			

Non-Di v I Games: Norwi ch 78 28

Vermont

Average RPI Win:	188	WON-LOST	WINNING	LAST 10	STRENGTH OF	OPP. STRENGTH	TEAM	ADJ.	CONF.	ADJ CONF.
Average RPI Loss:	26	RECORD	PCT. RANK	GAMES	SCHEDULE	OF SCHEDULE	RPI	RPI	RPI	RPI
DIV. I ONLY	8- 3	70	7-3	43	149	36	36	4	4	
DIV. I NON-CONF.	8- 2	51	0- 0	82	160	25	25	4	4	

TOTALS	RPI 1-25	RPI 26-50	W-L RECORDS	RPI 51-100	RPI 101-150	RPI 150+				
8- 3	0- 2	0- 1	OVERALL	1- 0	3- 0	4- 0				
5- 1	0- 1	0- 0	HOME	1- 0	2- 0	2- 0				
3- 1	0- 1	0- 0	AWAY	0- 0	1- 0	2- 0				
0- 1	0- 0	0- 1	NEUTRAL	0- 0	0- 0	0- 0				
8- 2	0- 1	0- 1	NON-CONFERENCE	1- 0	3- 0	4- 0				
5- 0	0- 0	0- 0	HOME	1- 0	2- 0	2- 0				
3- 1	0- 1	0- 0	AWAY	0- 0	1- 0	2- 0				
0- 1	0- 0	0- 1	NEUTRAL	0- 0	0- 0	0- 0				
0- 1	0- 1	0- 0	CONFERENCE	0- 0	0- 0	0- 0				
0- 1	0- 1	0- 0	HOME	0- 0	0- 0	0- 0				
0- 0	0- 0	0- 0	AWAY	0- 0	0- 0	0- 0				
0- 0	0- 0	0- 0	NEUTRAL	0- 0	0- 0	0- 0				

RPI 1-25				RPI 26-50				Team's RPI: 36				RPI 51-100				RPI 101+			
RPI	S	Opponent	Score	RPI	S	Opponent	Score	RPI	S	Opponent	Score	RPI	S	Opponent	Score	RPI	S	Opponent	Score
19	H	Butler	55 63	40	N	Virginia Tech	59 61	99	H	Princeton	67 46	116	H	Hartford	59 41				
20	A	UCF	56 71									145	A	Lehigh	70 48				
												147	H	Georgia	62 56				
												222	H	Temple	76 68				
												225	A	George Washington	60 45				
												268	H	La Salle	81 68				
												284	A	Saint Joseph's	47 35				
LAST 12 Division I GAMES:																			
19	H	Butler	55 63	225	A	George Washington	60 45												
147	H	Georgia	62 56	284	A	Saint Joseph's	47 35												
222	H	Temple	76 68	99	H	Princeton	67 46												
145	A	Lehigh	70 48	20	A	UCF	56 71												
116	H	Hartford	59 41	40	N	Virginia Tech	59 61												
				268	H	La Salle	81 68												

Non-Div I Games:

Villanova

Average RPI Win:	163	WON-LOST	WINNING	LAST 10	STRENGTH OF	OPP. STRENGTH	TEAM	ADJ.	CONF.	ADJ CONF.
Average RPI Loss:	70	RECORD	PCT. RANK	GAMES	SCHEDULE	OF SCHEDULE	RPI	RPI	RPI	RPI

DIV. I ONLY	6- 7	176	5-5	45	56	136	136	1	1
DIV. I NON-CONF.	6- 7	172	1- 0	46	55	132	132	1	1

TOTALS	RPI 1-25	RPI 26-50	W-L RECORDS	RPI 51-100	RPI 101-150	RPI 150+			
6- 7	0- 3	1- 1	OVERALL	1- 2	1- 0	3- 1			
4- 4	0- 1	0- 1	HOME	1- 1	0- 0	3- 1			
1- 2	0- 2	1- 0	AWAY	0- 0	0- 0	0- 0			
1- 1	0- 0	0- 0	NEUTRAL	0- 1	1- 0	0- 0			
6- 7	0- 3	1- 1	NON-CONFERENCE	1- 2	1- 0	3- 1			
4- 4	0- 1	0- 1	HOME	1- 1	0- 0	3- 1			
1- 2	0- 2	1- 0	AWAY	0- 0	0- 0	0- 0			
1- 1	0- 0	0- 0	NEUTRAL	0- 1	1- 0	0- 0			
0- 0	0- 0	0- 0	CONFERENCE	0- 0	0- 0	0- 0			
0- 0	0- 0	0- 0	HOME	0- 0	0- 0	0- 0			
0- 0	0- 0	0- 0	AWAY	0- 0	0- 0	0- 0			
0- 0	0- 0	0- 0	NEUTRAL	0- 0	0- 0	0- 0			

RPI 1-25				RPI 26-50				RPI 51-100				RPI 101+ Team's RPI: 136			
RPI	S	Opponent	Score	RPI	S	Opponent	Score	RPI	S	Opponent	Score	RPI	S	Opponent	Score
18	H	Mississippi St.	44 72	31	A	Old Dominion	73 67	76	H	Charlotte	65 61	146	N	South Fla.	74 67
21	A	Michigan St.	66 91	45	H	Central Mich.	61 74	84	H	Radford	44 57	181	H	American	57 54
23	A	Kentucky	51 63					94	N	Alabama	52 64	204	H	Saint Louis	65 67
												231	H	Coppin St.	55 41
												313	H	N. C. A&T	67 57

LAST 12 Division I GAMES:															
76	H	Charlotte	65 61	181	H	American	57 54	231	H	Coppin St.	55 41				
146	N	South Fla.	74 67	21	A	Michigan St.	66 91	204	H	Saint Louis	65 67				
94	N	Alabama	52 64	31	A	Old Dominion	73 67	45	H	Central Mich.	61 74				
84	H	Radford	44 57	23	A	Kentucky	51 63	313	H	N. C. A&T	67 57				

Non-Div I Games:

Virginia

Average RPI	Win:	181	WON-LOST	WINNING	LAST 10	STRENGTH OF	OPP. STRENGTH	TEAM	ADJ.	CONF.	ADJ CONF.
Average RPI	Loss:	0	RECORD	PCT. RANK	GAMES	SCHEDULE	OF SCHEDULE	RPI	RPI	RPI	RPI
DIV. I ONLY		13- 0		1	10-0	280	53	40	40	1	1
DIV. I NON-CONF.		13- 0		1	1- 0	278	52	40	40	1	1

TOTALS	RPI 1-25		RPI 26-50		W-L RECORDS	RPI 51-100		RPI 101-150		RPI 150+	
13- 0	0- 0		2- 0		OVERALL	2- 0		2- 0		7- 0	
8- 0	0- 0		1- 0		HOME	1- 0		1- 0		5- 0	
1- 0	0- 0		0- 0		AWAY	0- 0		0- 0		1- 0	
4- 0	0- 0		1- 0		NEUTRAL	1- 0		1- 0		1- 0	
13- 0	0- 0		2- 0		NON-CONFERENCE	2- 0		2- 0		7- 0	
8- 0	0- 0		1- 0		HOME	1- 0		1- 0		5- 0	
1- 0	0- 0		0- 0		AWAY	0- 0		0- 0		1- 0	
4- 0	0- 0		1- 0		NEUTRAL	1- 0		1- 0		1- 0	
0- 0	0- 0		0- 0		CONFERENCE	0- 0		0- 0		0- 0	
0- 0	0- 0		0- 0		HOME	0- 0		0- 0		0- 0	
0- 0	0- 0		0- 0		AWAY	0- 0		0- 0		0- 0	
0- 0	0- 0		0- 0		NEUTRAL	0- 0		0- 0		0- 0	

RPI 1-25				RPI 26-50				Team's RPI: 40				RPI 51-100				RPI 101+			
RPI	S	Opponent	Score	RPI	S	Opponent	Score	RPI	S	Opponent	Score	RPI	S	Opponent	Score	RPI	S	Opponent	Score
				36	N	Villanova	61 59					61	N	Dayton	69 57	115	N	Ohio St.	81 73
				47	H	Rutgers	67 51					84	H	Radford	55 44	132	H	Chattanooga	74 59
																215	H	Mt. St. Mary's	83 51
																226	H	Ga. Southern	78 49
																246	H	Monmouth	82 49
																267	N	Richmond	85 57
																270	A	Liberty	72 61
																315	H	USC Upstate	96 45
																344	H	Longwood	93 39
LAST 12 Division I GAMES:																			
				344	H	Longwood	93 39					84	H	Radford	55 44				
				115	N	Ohio St.	81 73					47	H	Rutgers	67 51				
				61	N	Dayton	69 57					267	N	Richmond	85 57				
				215	H	Mt. St. Mary's	83 51					36	N	Villanova	61 59				
				270	A	Liberty	72 61					132	H	Chattanooga	74 59				
				226	H	Ga. Southern	78 49					246	H	Monmouth	82 49				

Non-Div I Games:

Virginia Tech

Average RPI Win: 344

Average RPI Loss: 217

WON-LOST
RECORDWINNING
PCT. RANKLAST 10
GAMESSTRENGTH OF
SCHEDULEOPP. STRENGTH
OF SCHEDULETEAM
RPIADJ.
RPICONF.
RPIADJ CONF.
RPIDIV. I ONLY
DIV. I NON-CONF.1- 9
1- 9324
3252-8
0- 1242
241343
342333
334333
33431
3131
31

TOTALS

RPI 1-25

RPI 26-50

W-L RECORDS

RPI 51-100

RPI 101-150

RPI 150+

1- 9
0- 3
1- 5
0- 10- 0
0- 0
0- 0
0- 00- 0
0- 0
0- 0
0- 0OVERALL
HOME
AWAY
NEUTRAL0- 2
0- 0
0- 2
0- 00- 2
0- 1
0- 1
0- 01- 5
0- 2
1- 2
0- 11- 9
0- 3
1- 5
0- 10- 0
0- 0
0- 0
0- 00- 0
0- 0
0- 0
0- 0NON-CONFERENCE
HOME
AWAY
NEUTRAL0- 2
0- 0
0- 2
0- 00- 2
0- 1
0- 1
0- 01- 5
0- 2
1- 2
0- 10- 0
0- 0
0- 0
0- 00- 0
0- 0
0- 0
0- 00- 0
0- 0
0- 0
0- 0CONFERENCE
HOME
AWAY
NEUTRAL0- 0
0- 0
0- 0
0- 00- 0
0- 0
0- 0
0- 00- 0
0- 0
0- 0
0- 0

RPI 1-25

RPI 26-50

RPI 51-100

RPI 101+

Team's RPI: 333

RPI S Opponent Score

RPI S Opponent Score

RPI S Opponent Score

RPI S Opponent Score

88 A Seton Hall 40 95
97 A Stony Brook 45 70112 A Fordham 59 80
127 H Yale 41 74
281 A Saint Peter's 57 69
293 N Siena 71 74
297 A Vermont 54 56
317 H Army West Point 46 61
340 H Lafayette 43 66
344 A Longwood 86 60

LAST 12 Division I GAMES:

293 N Siena 71 74 127 H Yale 41 74
97 A Stony Brook 45 70 297 A Vermont 54 56
317 H Army West Point 46 61 340 H Lafayette 43 66
281 A Saint Peter's 57 69 344 A Longwood 86 60
112 A Fordham 59 80
88 A Seton Hall 40 95W
a
g
n
e
rW
a
g
n
e
r

Non-Div I Games: Staten Island 86 59

Wagner

Loss, Non-Conf, S Site, H Home A Away N Neutral

Average RPI Win:	176	WON-LOST	WINNING	LAST 10	STRENGTH OF	OPP. STRENGTH	TEAM	ADJ.	CONF.	ADJ CONF.
Average RPI Loss:	107	RECORD	PCT. RANK	GAMES	SCHEDULE	OF SCHEDULE	RPI	RPI	RPI	RPI
DIV. I ONLY	9- 4	83	6-4	82	176	78	78	1	1	
DIV. I NON-CONF.	9- 4	85	1- 0	84	176	78	78	1	1	

TOTALS	RPI 1-25	RPI 26-50	W-L RECORDS	RPI 51-100	RPI 101-150	RPI 150+				
9- 4	0- 1	0- 0	OVERALL	4- 0	0- 2	5- 1				
7- 2	0- 1	0- 0	HOME	3- 0	0- 1	4- 0				
1- 2	0- 0	0- 0	AWAY	1- 0	0- 1	0- 1				
1- 0	0- 0	0- 0	NEUTRAL	0- 0	0- 0	1- 0				
9- 4	0- 1	0- 0	NON-CONFERENCE	4- 0	0- 2	5- 1				
7- 2	0- 1	0- 0	HOME	3- 0	0- 1	4- 0				
1- 2	0- 0	0- 0	AWAY	1- 0	0- 1	0- 1				
1- 0	0- 0	0- 0	NEUTRAL	0- 0	0- 0	1- 0				
0- 0	0- 0	0- 0	CONFERENCE	0- 0	0- 0	0- 0				
0- 0	0- 0	0- 0	HOME	0- 0	0- 0	0- 0				
0- 0	0- 0	0- 0	AWAY	0- 0	0- 0	0- 0				
0- 0	0- 0	0- 0	NEUTRAL	0- 0	0- 0	0- 0				

RPI 1-25				RPI 26-50				RPI 51-100 Team's RPI: 78				RPI 101+			
RPI	S	Opponent	Score	RPI	S	Opponent	Score	RPI	S	Opponent	Score	RPI	S	Opponent	Score
14	H	Indiana	73 87					71	H	St. John's (NY)	64 59	102	H	Xavier	50 62
								76	A	Charlotte	69 43	117	A	VCU	40 53
								92	H	Mercer	69 54	154	H	Towson	60 53
								95	H	James Madison	50 49	196	A	East Carolina	61 70
												264	H	UMES	78 67
												267	H	Richmond	62 48
												279	N	South Carolina St.	58 44
												285	H	Norfolk St.	63 61

LAST 12 Division I GAMES:															
285	H	Norfolk St.	63 61	14	H	Indiana	73 87	196	A	East Carolina	61 70				
279	N	South Carolina St.	58 44					102	H	Xavier	50 62				
95	H	James Madison	50 49					117	A	VCU	40 53				
264	H	UMES	78 67					267	H	Richmond	62 48				
76	A	Charlotte	69 43					92	H	Mercer	69 54				
71	H	St. John's (NY)	64 59												

Non-Div I Games:

Wake Forest

Average RPI	Win: 161	WON-LOST	WINNING	LAST 10	STRENGTH OF	OPP. STRENGTH	TEAM	ADJ.	CONF.	ADJ CONF.
Average RPI	Loss: 80	RECORD	PCT. RANK	GAMES	SCHEDULE	OF SCHEDULE	RPI	RPI	RPI	RPI
DIV. I ONLY	7- 6	153	5-5	51	113	120	120	2	2	
DIV. I NON-CONF.	7- 5	131	0- 1	41	131	91	91	2	2	

TOTALS	RPI 1-25	RPI 26-50	W-L RECORDS	RPI 51-100	RPI 101-150	RPI 150+				
7- 6	0- 1	1- 0	OVERALL	1- 2	1- 3	4- 0				
5- 3	0- 1	0- 0	HOME	1- 1	1- 1	3- 0				
1- 1	0- 0	0- 0	AWAY	0- 1	0- 0	1- 0				
1- 2	0- 0	1- 0	NEUTRAL	0- 0	0- 2	0- 0				
7- 5	0- 1	1- 0	NON-CONFERENCE	1- 2	1- 2	4- 0				
5- 2	0- 1	0- 0	HOME	1- 1	1- 0	3- 0				
1- 1	0- 0	0- 0	AWAY	0- 1	0- 0	1- 0				
1- 2	0- 0	1- 0	NEUTRAL	0- 0	0- 2	0- 0				
0- 1	0- 0	0- 0	CONFERENCE	0- 0	0- 1	0- 0				
0- 1	0- 0	0- 0	HOME	0- 0	0- 1	0- 0				
0- 0	0- 0	0- 0	AWAY	0- 0	0- 0	0- 0				
0- 0	0- 0	0- 0	NEUTRAL	0- 0	0- 0	0- 0				

RPI 1-25				RPI 26-50				RPI 51-100				RPI 101+ Team's RPI: 120			
RPI	S	Opponent	Score	RPI	S	Opponent	Score	RPI	S	Opponent	Score	RPI	S	Opponent	Score
18	H	Mississippi St.	56 103	42	N	Duke	71 64	66	A	Tulane	51 63	103	H	Washington St.	76 79
								72	H	Montana	69 54	107	N	Michigan	73 80
								73	H	Boise St.	69 73	112	N	Fordham	57 65
												115	H	Ohio St.	69 59
												167	H	Northern Ariz.	81 59
												200	H	George Mason	81 52
												219	H	Cal St. Fullerton	83 74
												310	A	Seattle U	69 58
LAST 12 Division I GAMES:															
73	H	Boise St.	69 73	115	H	Ohio St.	69 59	200	H	George Mason	81 52				
107	N	Michigan	73 80					310	A	Seattle U	69 58				
112	N	Fordham	57 65					42	N	Duke	71 64				
103	H	Washington St.	76 79					66	A	Tulane	51 63				
18	H	Mississippi St.	56 103					167	H	Northern Ariz.	81 59				
72	H	Montana	69 54												

Non-Div I Games:

Washington

Average RPI	Win:	153	WON-LOST	WINNING	LAST 10	STRENGTH OF	OPP. STRENGTH	TEAM	ADJ.	CONF.	ADJ CONF.
Average RPI	Loss:	77	RECORD	PCT. RANK	GAMES	SCHEDULE	OF SCHEDULE	RPI	RPI	RPI	RPI
DIV. I ONLY		6- 6		161	6-4	36	98	103	103	2	2
DIV. I NON-CONF.		5- 6		176	1- 0	37	109	133	133	2	2

TOTALS	RPI 1-25		RPI 26-50		W-L RECORDS	RPI 51-100		RPI 101-150		RPI 150+	
6- 6	0- 1		0- 2		OVERALL	2- 1		1- 2		3- 0	
3- 3	0- 0		0- 1		HOME	2- 1		0- 1		1- 0	
1- 2	0- 1		0- 0		AWAY	0- 0		1- 1		0- 0	
2- 1	0- 0		0- 1		NEUTRAL	0- 0		0- 0		2- 0	
5- 6	0- 1		0- 2		NON-CONFERENCE	2- 1		0- 2		3- 0	
3- 3	0- 0		0- 1		HOME	2- 1		0- 1		1- 0	
0- 2	0- 1		0- 0		AWAY	0- 0		0- 1		0- 0	
2- 1	0- 0		0- 1		NEUTRAL	0- 0		0- 0		2- 0	
1- 0	0- 0		0- 0		CONFERENCE	0- 0		1- 0		0- 0	
0- 0	0- 0		0- 0		HOME	0- 0		0- 0		0- 0	
1- 0	0- 0		0- 0		AWAY	0- 0		1- 0		0- 0	
0- 0	0- 0		0- 0		NEUTRAL	0- 0		0- 0		0- 0	

RPI 1-25				RPI 26-50				RPI 51-100				RPI 101+ Team's RPI: 103			
RPI	S	Opponent	Score	RPI	S	Opponent	Score	RPI	S	Opponent	Score	RPI	S	Opponent	Score
11	A	Gonzaga	53 76	34	N	Kansas	63 71	73	H	Boise St.	95 71	120	A	Washington	79 76
				43	H	Saint Mary's (CA)	64 70	83	H	Nebraska	87 84	142	A	CSUN	52 65
								86	H	UC Davis	62 75	144	H	Utah St.	61 72
												165	N	Jacksonville St.	64 51
												235	H	San Francisco	91 61
												242	N	Wichita St.	85 59

LAST 12 Division I GAMES:															
242	N	Wichita St.	85 59	235	H	San Francisco	91 61	142	A	CSUN	52 65				
165	N	Jacksonville St.	64 51	86	H	UC Davis	62 75	83	H	Nebraska	87 84				
120	A	Washington	79 76	43	H	Saint Mary's (CA)	64 70	73	H	Boise St.	95 71				
34	N	Kansas	63 71												
11	A	Gonzaga	53 76												
73	H	Boise St.	95 71												

Non-Div I Games:

Washington St.

Average RPI Win:	305	WON-LOST	WINNING	LAST 10	STRENGTH OF	OPP. STRENGTH	TEAM	ADJ.	CONF.	ADJ CONF.
Average RPI Loss:	184	RECORD	PCT. RANK	GAMES	SCHEDULE	OF SCHEDULE	RPI	RPI	RPI	RPI
DIV. I ONLY	2- 8	292	2-8	324	187	335	335	11	11	
DIV. I NON-CONF.	2- 7	285	0- 0	291	216	319	319	11	11	

TOTALS	RPI 1-25	RPI 26-50	W-L RECORDS	RPI 51-100	RPI 101-150	RPI 150+				
2- 8	0- 0	0- 0	OVERALL	0- 1	0- 2	2- 5				
1- 3	0- 0	0- 0	HOME	0- 0	0- 1	1- 2				
1- 4	0- 0	0- 0	AWAY	0- 1	0- 0	1- 3				
0- 1	0- 0	0- 0	NEUTRAL	0- 0	0- 1	0- 0				
2- 7	0- 0	0- 0	NON-CONFERENCE	0- 1	0- 2	2- 4				
1- 2	0- 0	0- 0	HOME	0- 0	0- 1	1- 1				
1- 4	0- 0	0- 0	AWAY	0- 1	0- 0	1- 3				
0- 1	0- 0	0- 0	NEUTRAL	0- 0	0- 1	0- 0				
0- 1	0- 0	0- 0	CONFERENCE	0- 0	0- 0	0- 1				
0- 1	0- 0	0- 0	HOME	0- 0	0- 0	0- 1				
0- 0	0- 0	0- 0	AWAY	0- 0	0- 0	0- 0				
0- 0	0- 0	0- 0	NEUTRAL	0- 0	0- 0	0- 0				

RPI 1-25				RPI 26-50				RPI 51-100				RPI 101+ Team's RPI: 335					
RPI	S	Opponent	Score	RPI	S	Opponent	Score	RPI	S	Opponent	Score	RPI	S	Opponent	Score		
								54	A	Utah	56	77	117	N	VCU	36	64
													118	H	Portland	73	89
													184	H	UC Riverside	39	71
													193	A	Pepperdine	47	68
													233	H	Eastern Wash.	58	64
													286	A	Utah Valley	59	65
													290	A	UTSA	59	66
													291	A	Incarnate Word	72	64
													318	H	UTEP	68	63
LAST 12 Division I GAMES:																	
				233	H	Eastern Wash.	58	64					290	A	UTSA	59	66
				184	H	UC Riverside	39	71					117	N	VCU	36	64
				286	A	Utah Valley	59	65					291	A	Incarnate Word	72	64
				54	A	Utah	56	77					118	H	Portland	73	89
				193	A	Pepperdine	47	68									
				318	H	UTEP	68	63									

Non-Div I Games: La Verne 105 43

Weber St.

Average RPI Win: 243

Average RPI Loss: 31

WON-LOST
RECORDWINNING
PCT. RANKLAST 10
GAMESSTRENGTH OF
SCHEDULEOPP. STRENGTH
OF SCHEDULETEAM
RPIADJ.
RPICONF.
RPIADJ CONF.
RPIDIV. I ONLY
DIV. I NON-CONF.9- 2
9- 243
438-2
1- 0340
33930
31188
189188
1895
55
5

TOTALS

RPI 1-25

RPI 26-50

W-L RECORDS

RPI 51-100

RPI 101-150

RPI 150+

9- 2
7- 1
1- 0
1- 10- 1
0- 0
0- 0
0- 10- 1
0- 1
0- 0
0- 0OVERALL
HOME
AWAY
NEUTRAL1- 0
0- 0
1- 0
0- 00- 0
0- 0
0- 0
0- 08- 0
7- 0
0- 0
1- 09- 2
7- 1
1- 0
1- 10- 1
0- 0
0- 0
0- 10- 1
0- 1
0- 0
0- 0NON-CONFERENCE
HOME
AWAY
NEUTRAL1- 0
0- 0
1- 0
0- 00- 0
0- 0
0- 0
0- 08- 0
7- 0
0- 0
1- 00- 0
0- 0
0- 0
0- 00- 0
0- 0
0- 0
0- 00- 0
0- 0
0- 0
0- 0CONFERENCE
HOME
AWAY
NEUTRAL0- 0
0- 0
0- 0
0- 00- 0
0- 0
0- 0
0- 00- 0
0- 0
0- 0
0- 0

RPI 1-25

RPI 26-50

RPI 51-100

RPI 101+

Team's RPI: 188

RPI S Opponent Score
12 N Iowa 81 84RPI S Opponent Score
49 H Missouri 51 68RPI S Opponent Score
91 A Pittsburgh 77 43RPI S Opponent Score
154 H Towson 90 43
231 H Coppin St. 78 37
248 H Eastern Ky. 78 29
248 N Eastern Ky. 81 39
271 H Niagara 84 32
282 H Bryant 94 48
330 H Morgan St. 72 37
332 H NJIT 95 50

LAST 12 Division I GAMES:

154 H Towson 90 43
330 H Morgan St. 72 37
248 H Eastern Ky. 78 29
91 A Pittsburgh 77 43
49 H Missouri 51 68
12 N Iowa 81 84248 N Eastern Ky. 81 39
271 H Niagara 84 32
282 H Bryant 94 48
332 H NJIT 95 50
231 H Coppin St. 78 37

Non-Div I Games:

West Virginia

Average RPI Win:	288	WON-LOST	WINNING	LAST 10	STRENGTH OF	OPP. STRENGTH	TEAM	ADJ.	CONF.	ADJ CONF.
Average RPI Loss:	182	RECORD	PCT. RANK	GAMES	SCHEDULE	OF SCHEDULE	RPI	RPI	RPI	RPI
DIV. I ONLY	2- 10	308	2-8	178	337	306	306	23	23	
DIV. I NON-CONF.	2- 10	308	0- 1	179	336	305	305	23	23	

TOTALS	RPI 1-25	RPI 26-50	W-L RECORDS	RPI 51-100	RPI 101-150	RPI 150+				
2- 10	0- 1	0- 0	OVERALL	0- 1	0- 2	2- 6				
1- 4	0- 0	0- 0	HOME	0- 0	0- 1	1- 3				
1- 6	0- 1	0- 0	AWAY	0- 1	0- 1	1- 3				
0- 0	0- 0	0- 0	NEUTRAL	0- 0	0- 0	0- 0				
2- 10	0- 1	0- 0	NON-CONFERENCE	0- 1	0- 2	2- 6				
1- 4	0- 0	0- 0	HOME	0- 0	0- 1	1- 3				
1- 6	0- 1	0- 0	AWAY	0- 1	0- 1	1- 3				
0- 0	0- 0	0- 0	NEUTRAL	0- 0	0- 0	0- 0				
0- 0	0- 0	0- 0	CONFERENCE	0- 0	0- 0	0- 0				
0- 0	0- 0	0- 0	HOME	0- 0	0- 0	0- 0				
0- 0	0- 0	0- 0	AWAY	0- 0	0- 0	0- 0				
0- 0	0- 0	0- 0	NEUTRAL	0- 0	0- 0	0- 0				

RPI 1-25				RPI 26-50				RPI 51-100				RPI 101+				Team's RPI: 306
RPI	S	Opponent	Score	RPI	S	Opponent	Score	RPI	S	Opponent	Score	RPI	S	Opponent	Score	
23	A	Kentucky	39 99					68	A	Georgi a Tech	49 84	105	A	Tennessee Tech	58 77	
												149	H	North Ala.	66 89	
												157	A	Coastal Caro.	59 77	
												190	H	Campbel l	37 63	
												201	A	UNC Asheville	49 74	
												260	A	Winthrop	65 57	
												279	H	South Carolina St.	39 54	
												313	H	N. C. A&T	51 69	
												315	H	USC Upstate	68 64	
												332	A	NJIT	71 79	

LAST 12 Division I GAMES:																
315	H	USC Upstate	68 64	279	H	South Carolina St.	39 54									
313	H	N. C. A&T	51 69	260	A	Winthrop	65 57									
149	H	North Ala.	66 89	23	A	Kentucky	39 99									
332	A	NJIT	71 79	68	A	Georgi a Tech	49 84									
105	A	Tennessee Tech	58 77	190	H	Campbel l	37 63									
201	A	UNC Asheville	49 74	157	A	Coastal Caro.	59 77									

Non-Div I Games: Young Harris 63 54

Western Caro.

Average RPI Win:	256	WON-LOST	WINNING	LAST 10	STRENGTH OF	OPP. STRENGTH	TEAM	ADJ.	CONF.	ADJ CONF.
Average RPI Loss:	114	RECORD	PCT. RANK	GAMES	SCHEDULE	OF SCHEDULE	RPI	RPI	RPI	RPI
DIV. I ONLY	3- 10	279	4-6	92	196	244	244	17	17	
DIV. I NON-CONF.	2- 9	297	0- 0	96	198	262	262	18	18	

TOTALS	RPI 1-25	RPI 26-50	W-L RECORDS	RPI 51-100	RPI 101-150	RPI 150+				
3- 10	0- 2	0- 2	OVERALL	0- 2	0- 1	3- 3				
2- 3	0- 1	0- 2	HOME	0- 0	0- 0	2- 0				
0- 4	0- 1	0- 0	AWAY	0- 1	0- 1	0- 1				
1- 3	0- 0	0- 0	NEUTRAL	0- 1	0- 0	1- 2				
2- 9	0- 2	0- 1	NON-CONFERENCE	0- 2	0- 1	2- 3				
1- 2	0- 1	0- 1	HOME	0- 0	0- 0	1- 0				
0- 4	0- 1	0- 0	AWAY	0- 1	0- 1	0- 1				
1- 3	0- 0	0- 0	NEUTRAL	0- 1	0- 0	1- 2				
1- 1	0- 0	0- 1	CONFERENCE	0- 0	0- 0	1- 0				
1- 1	0- 0	0- 1	HOME	0- 0	0- 0	1- 0				
0- 0	0- 0	0- 0	AWAY	0- 0	0- 0	0- 0				
0- 0	0- 0	0- 0	NEUTRAL	0- 0	0- 0	0- 0				

RPI 1-25				RPI 26-50				RPI 51-100				RPI 101+ Team's RPI: 244			
RPI	S	Opponent	Score	RPI	S	Opponent	Score	RPI	S	Opponent	Score	RPI	S	Opponent	Score
10	H	Drake	71 98	33	H	South Dakota St.	84 93	60	A	Purdue	60 81	138	A	Bradley	68 82
19	A	Butler	51 92	49	H	Missouri	64 89	98	N	Northern Ill.	61 86	192	H	Denver	87 78
												198	N	Eastern Ill.	62 64
												216	A	Southeast Mo. St.	71 81
												231	N	Furman	85 78
												318	N	UTEP	72 84
												345	H	Austin Peay	77 72
LAST 12 Division I GAMES:															
318	N	UTEP	72 84	192	H	Denver	87 78								
98	N	Northern Ill.	61 86	33	H	South Dakota St.	84 93								
198	N	Eastern Ill.	62 64	231	N	Furman	85 78								
138	A	Bradley	68 82	19	A	Butler	51 92								
345	H	Austin Peay	77 72	60	A	Purdue	60 81								
216	A	Southeast Mo. St.	71 81	10	H	Drake	71 98								

Non-Div I Games: MacMurray 136 39 William Woods 81 73

Western III.

Average RPI Win: 223

Average RPI Loss: 64

WON-LOST
RECORDWINNING
PCT. RANKLAST 10
GAMESSTRENGTH OF
SCHEDULEOPP. STRENGTH
OF SCHEDULETEAM
RPIADJ.
RPICONF.
RPIADJ CONF.
RPIDIV. I ONLY
DIV. I NON-CONF.4- 8
4- 8242
2416-4
0- 154
5428
30159
160159
16019
1919
19

TOTALS

RPI 1-25

RPI 26-50

W-L RECORDS

RPI 51-100

RPI 101-150

RPI 150+

4- 8

0- 4

0- 1

OVERALL

0- 1

1- 1

3- 1

2- 3

0- 2

0- 0

HOME

0- 0

1- 0

1- 1

1- 3

0- 1

0- 1

AWAY

0- 0

0- 1

1- 0

1- 2

0- 1

0- 0

NEUTRAL

0- 1

0- 0

1- 0

4- 8

0- 4

0- 1

NON-CONFERENCE

0- 1

1- 1

3- 1

2- 3

0- 2

0- 0

HOME

0- 0

1- 0

1- 1

1- 3

0- 1

0- 1

AWAY

0- 0

0- 1

1- 0

1- 2

0- 1

0- 0

NEUTRAL

0- 1

0- 0

1- 0

0- 0

0- 0

0- 0

CONFERENCE

0- 0

0- 0

0- 0

0- 0

0- 0

0- 0

HOME

0- 0

0- 0

0- 0

0- 0

0- 0

0- 0

AWAY

0- 0

0- 0

0- 0

0- 0

0- 0

0- 0

NEUTRAL

0- 0

0- 0

0- 0

RPI 1-25

RPI 26-50

RPI 51-100

RPI 101+

Team's RPI: 159

RPI	S	Opponent	Score
1	A	Notre Dame	53 94
7	H	Louisville	80 102
11	N	Gonzaga	55 76
12	H	Iowa	67 104

RPI	S	Opponent	Score
45	A	Central Mich.	90 108

RPI	S	Opponent	Score
59	N	Oregon St.	60 74

RPI	S	Opponent	Score
121	H	Southern Ill.	83 76
143	A	Oklahoma	83 90
164	A	Little Rock	68 56
230	H	Ball St.	83 86
275	N	ETSU	82 68
330	H	Morgan St.	90 43

LAST 12 Division I GAMES:

230	H	Ball St.	83 86	11	N	Gonzaga	55 76
164	A	Little Rock	68 56	275	N	ETSU	82 68
330	H	Morgan St.	90 43	1	A	Notre Dame	53 94
59	N	Oregon St.	60 74	12	H	Iowa	67 104
121	H	Southern Ill.	83 76	143	A	Oklahoma	83 90
45	A	Central Mich.	90 108	7	H	Louisville	80 102

Non-Div I Games:

Union (TN)

77 65

Bel Air mine

95 57

Western Ky.

Average RPI Win: 312		WON-LOST RECORD	WINNING PCT. RANK	LAST 10 GAMES	STRENGTH OF SCHEDULE	OPP. STRENGTH OF SCHEDULE	TEAM RPI	ADJ. RPI	CONF. RPI	ADJ. CONF. RPI
DIV. I ONLY	195	5- 5	161	5-5	346	205	326	326	9	9
DIV. I NON-CONF.		5- 5	160	1- 0	346	203	327	327	9	9
TOTALS		RPI 1-25	RPI 26-50	W-L RECORDS		RPI 51-100	RPI 101-150	RPI 150+		
5- 5	0- 0		0- 0	OVERALL		0- 0	0- 1	5- 4		
2- 3	0- 0		0- 0	HOME		0- 0	0- 1	2- 2		
2- 1	0- 0		0- 0	AWAY		0- 0	0- 0	2- 1		
1- 1	0- 0		0- 0	NEUTRAL		0- 0	0- 0	1- 1		
5- 5	0- 0		0- 0	NON-CONFERENCE		0- 0	0- 1	5- 4		
2- 3	0- 0		0- 0	HOME		0- 0	0- 1	2- 2		
2- 1	0- 0		0- 0	AWAY		0- 0	0- 0	2- 1		
1- 1	0- 0		0- 0	NEUTRAL		0- 0	0- 0	1- 1		
0- 0	0- 0		0- 0	CONFERENCE		0- 0	0- 0	0- 0		
0- 0	0- 0		0- 0	HOME		0- 0	0- 0	0- 0		
0- 0	0- 0		0- 0	AWAY		0- 0	0- 0	0- 0		
0- 0	0- 0		0- 0	NEUTRAL		0- 0	0- 0	0- 0		

RPI 1-25				RPI 26-50				RPI 51-100				RPI 101+				Team's RPI: 326	
RPI	S	Opponent	Score	RPI	S	Opponent	Score	RPI	S	Opponent	Score	RPI	S	Opponent	Score		
												107	H	Michigan	42	79	
												175	H	New Mexico St.	54	66	
												186	N	North Dakota	50	62	
												248	H	Eastern Ky.	64	53	
												253	H	Loyola Chicago	53	64	
												256	A	Ole Miss	66	69	
												314	A	Fla. Atlantic	69	59	
												324	A	Detroit Mercy	54	44	
												328	N	Florida A&M	69	50	
												346	H	Purdue Fort Wayne	69	61	
LAST 12 Division I GAMES:																	
												324	A	Detroit Mercy	54	44	
												253	H	Loyola Chicago	53	64	
												248	H	Eastern Ky.	64	53	
												256	A	Ole Miss	66	69	
												107	H	Michigan	42	79	
												175	H	New Mexico St.	54	66	
												328	N	Florida A&M	69	50	
												186	N	North Dakota	50	62	
												314	A	Fla. Atlantic	69	59	
												346	H	Purdue Fort Wayne	69	61	

Non-Div I Games:

Western Mich.

Average RPI Win:	200	WON-LOST	WINNING	LAST 10	STRENGTH OF	OPP. STRENGTH	TEAM	ADJ.	CONF.	ADJ CONF.
Average RPI Loss:	80	RECORD	PCT. RANK	GAMES	SCHEDULE	OF SCHEDULE	RPI	RPI	RPI	RPI
DIV. I ONLY	7- 6	153	4-6	270	27	242	242	8	8	
DIV. I NON-CONF.	7- 6	154	0- 1	268	29	240	240	8	8	

TOTALS	RPI 1-25	RPI 26-50	W-L RECORDS	RPI 51-100	RPI 101-150	RPI 150+				
7- 6	0- 1	0- 0	OVERALL	0- 3	1- 2	6- 0				
7- 3	0- 0	0- 0	HOME	0- 2	1- 1	6- 0				
0- 0	0- 0	0- 0	AWAY	0- 0	0- 0	0- 0				
0- 3	0- 1	0- 0	NEUTRAL	0- 1	0- 1	0- 0				
7- 6	0- 1	0- 0	NON-CONFERENCE	0- 3	1- 2	6- 0				
7- 3	0- 0	0- 0	HOME	0- 2	1- 1	6- 0				
0- 0	0- 0	0- 0	AWAY	0- 0	0- 0	0- 0				
0- 3	0- 1	0- 0	NEUTRAL	0- 1	0- 1	0- 0				
0- 0	0- 0	0- 0	CONFERENCE	0- 0	0- 0	0- 0				
0- 0	0- 0	0- 0	HOME	0- 0	0- 0	0- 0				
0- 0	0- 0	0- 0	AWAY	0- 0	0- 0	0- 0				
0- 0	0- 0	0- 0	NEUTRAL	0- 0	0- 0	0- 0				

RPI 1-25				RPI 26-50				RPI 51-100				RPI 101+ Team's RPI: 242			
RPI	S	Opponent	Score	RPI	S	Opponent	Score	RPI	S	Opponent	Score	RPI	S	Opponent	Score
15	N	South Dakota	64 73					64	H	Creighton	71 83	103	N	Washington St.	59 85
								90	N	Northwestern	43 65	105	H	Tennessee Tech	45 55
								100	H	Oklahoma St.	47 60	129	H	Grambling	70 61
												151	H	Missouri St.	63 60
												160	H	Louisiana Tech	70 56
												161	H	Sam Houston St.	63 55
												178	H	Ark.-Pine Bluff	76 39
												277	H	Houston Baptist	68 50
												343	H	Savannah St.	66 50

LAST 12 Division I GAMES:															
105	H	Tennessee Tech	45 55	103	N	Washington St.	59 85								
100	H	Oklahoma St.	47 60	343	H	Savannah St.	66 50								
160	H	Louisiana Tech	70 56	90	N	Northwestern	43 65								
15	N	South Dakota	64 73	129	H	Grambling	70 61								
277	H	Houston Baptist	68 50	64	H	Creighton	71 83								
161	H	Sam Houston St.	63 55	151	H	Missouri St.	63 60								

Non-Div I Games:

Wichita St.

Average RPI Win:	249	WON-LOST	WINNING	LAST 10	STRENGTH OF	OPP. STRENGTH	TEAM	ADJ.	CONF.	ADJ CONF.
Average RPI Loss:	116	RECORD	PCT. RANK	GAMES	SCHEDULE	OF SCHEDULE	RPI	RPI	RPI	RPI
DIV. I ONLY	7- 4	108	7-3	296	133	177	177	13	13	
DIV. I NON-CONF.	7- 4	108	1- 0	296	132	178	178	13	13	

TOTALS	RPI 1-25	RPI 26-50	W-L RECORDS	RPI 51-100	RPI 101-150	RPI 150+				
7- 4	0- 0	0- 1	OVERALL	0- 0	0- 2	7- 1				
4- 1	0- 0	0- 0	HOME	0- 0	0- 1	4- 0				
3- 3	0- 0	0- 1	AWAY	0- 0	0- 1	3- 1				
0- 0	0- 0	0- 0	NEUTRAL	0- 0	0- 0	0- 0				
7- 4	0- 0	0- 1	NON-CONFERENCE	0- 0	0- 2	7- 1				
4- 1	0- 0	0- 0	HOME	0- 0	0- 1	4- 0				
3- 3	0- 0	0- 1	AWAY	0- 0	0- 1	3- 1				
0- 0	0- 0	0- 0	NEUTRAL	0- 0	0- 0	0- 0				
0- 0	0- 0	0- 0	CONFERENCE	0- 0	0- 0	0- 0				
0- 0	0- 0	0- 0	HOME	0- 0	0- 0	0- 0				
0- 0	0- 0	0- 0	AWAY	0- 0	0- 0	0- 0				
0- 0	0- 0	0- 0	NEUTRAL	0- 0	0- 0	0- 0				

RPI 1-25				RPI 26-50				RPI 51-100				RPI 101+ Team's RPI: 177			
RPI	S	Opponent	Score	RPI	S	Opponent	Score	RPI	S	Opponent	Score	RPI	S	Opponent	Score
				31	A	Old Domini on	69 83					116	A	Hartford	45 50
												117	H	VCU	55 72
												196	H	East Carolina	63 43
												199	A	Davi dson	65 76
												206	H	Howard	88 75
												225	H	George Washi ngton	73 59
												267	H	Ri chmond	65 55
												276	A	Fai rfi eld	60 54
												285	A	Norfol k St.	55 44
												287	A	Loyol a Maryl and	65 49
LAST 12 Divi sion I GAMES:															
116	A	Hartford	45 50	225	H	George Washi ngton	73 59	285	A	Norfol k St.	55 44	31	A	Old Domini on	69 83
196	H	East Carolina	63 43	267	H	Ri chmond	65 55	276	A	Fai rfi eld	60 54				
199	A	Davi dson	65 76												
287	A	Loyol a Maryl and	65 49												
206	H	Howard	88 75												
117	H	VCU	55 72												

Non-Div I Games:

William & Mary

Average RPI Win: 295	WON-LOST RECORD	WINNING PCT. RANK	LAST 10 GAMES	STRENGTH OF SCHEDULE	OPP. STRENGTH OF SCHEDULE	TEAM RPI	ADJ. RPI	CONF. RPI	ADJ CONF. RPI
Average RPI Loss: 197									
DIV. I ONLY	4- 6	211	4-6	278	338	260	260	29	29
DIV. I NON-CONF.	4- 6	213	0- 1	276	337	258	258	29	29

TOTALS	RPI 1-25	RPI 26-50	W-L RECORDS	RPI 51-100	RPI 101-150	RPI 150+			
4- 6	0- 0	0- 0	OVERALL	0- 1	0- 2	4- 3			
2- 1	0- 0	0- 0	HOME	0- 0	0- 0	2- 1			
2- 5	0- 0	0- 0	AWAY	0- 1	0- 2	2- 2			
0- 0	0- 0	0- 0	NEUTRAL	0- 0	0- 0	0- 0			
4- 6	0- 0	0- 0	NON-CONFERENCE	0- 1	0- 2	4- 3			
2- 1	0- 0	0- 0	HOME	0- 0	0- 0	2- 1			
2- 5	0- 0	0- 0	AWAY	0- 1	0- 2	2- 2			
0- 0	0- 0	0- 0	NEUTRAL	0- 0	0- 0	0- 0			
0- 0	0- 0	0- 0	CONFERENCE	0- 0	0- 0	0- 0			
0- 0	0- 0	0- 0	HOME	0- 0	0- 0	0- 0			
0- 0	0- 0	0- 0	AWAY	0- 0	0- 0	0- 0			
0- 0	0- 0	0- 0	NEUTRAL	0- 0	0- 0	0- 0			

RPI 1-25				RPI 26-50				RPI 51-100				RPI 101+ Team's RPI : 260			
RPI	S	Opponent	Score	RPI	S	Opponent	Score	RPI	S	Opponent	Score	RPI	S	Opponent	Score
								95	A	James Madison	39 56	147	A	Georgia	39 85
												150	A	Wisconsin	41 76
												219	H	Elon	58 57
												226	A	Ga. Southern	55 64
												255	A	Wofford	53 70
												279	A	South Carolina St.	58 50
												306	H	Western Caro.	57 65
												339	A	Col. of Charleston	71 64
												341	H	N. C. Central	66 41

LAST 12 Division I GAMES:															
255	A	Wofford	53 70	306	H	Western Caro.	57 65								
341	H	N. C. Central	66 41	226	A	Ga. Southern	55 64								
147	A	Georgia	39 85	219	H	Elon	58 57								
150	A	Wisconsin	41 76	279	A	South Carolina St.	58 50								
				339	A	Col. of Charleston	71 64								
				95	A	James Madison	39 56								

Non-Div I Games: Newberry 63 67

Winthrop

Average RPI Win:	250	WON-LOST	WINNING	LAST 10	STRENGTH OF	OPP. STRENGTH	TEAM	ADJ.	CONF.	ADJ CONF.
Average RPI Loss:	38	RECORD	PCT. RANK	GAMES	SCHEDULE	OF SCHEDULE	RPI	RPI	RPI	RPI
DIV. I ONLY	9- 4	83	6-4	244	166	150	150	3	3	
DIV. I NON-CONF.	9- 3	62	0- 0	298	153	166	166	3	3	

TOTALS	RPI 1-25	RPI 26-50	W-L RECORDS	RPI 51-100	RPI 101-150	RPI 150+				
9- 4	0- 1	0- 2	OVERALL	1- 1	1- 0	7- 0				
6- 1	0- 0	0- 1	HOME	0- 0	1- 0	5- 0				
1- 2	0- 1	0- 1	AWAY	0- 0	0- 0	1- 0				
2- 1	0- 0	0- 0	NEUTRAL	1- 1	0- 0	1- 0				
9- 3	0- 0	0- 2	NON-CONFERENCE	1- 1	1- 0	7- 0				
6- 1	0- 0	0- 1	HOME	0- 0	1- 0	5- 0				
1- 1	0- 0	0- 1	AWAY	0- 0	0- 0	1- 0				
2- 1	0- 0	0- 0	NEUTRAL	1- 1	0- 0	1- 0				
0- 1	0- 1	0- 0	CONFERENCE	0- 0	0- 0	0- 0				
0- 0	0- 0	0- 0	HOME	0- 0	0- 0	0- 0				
0- 1	0- 1	0- 0	AWAY	0- 0	0- 0	0- 0				
0- 0	0- 0	0- 0	NEUTRAL	0- 0	0- 0	0- 0				

RPI	S	Opponent	Score	RPI	S	Opponent	Score	RPI	S	Opponent	Score	RPI	S	Opponent	Score	Team's RPI: 150
24	A	Minnesota	56 74	32	A	Green Bay	46 55	52	N	Arkansas	68 69	108	H	IUPUI	65 64	
				42	H	Duke	53 60	91	N	Pittsburgh	57 42	187	A	Milwaukee	68 57	
												260	H	Winthrop	76 41	
												298	N	Tennessee St.	58 53	
												312	H	Marshall	67 49	
												319	H	North Dakota St.	64 53	
												331	H	Chicago St.	85 38	
												348	H	Evansville	96 60	

LAST 12 Division I GAMES:																
24	A	Minnesota	56 74	331	H	Chicago St.	85 38	32	A	Green Bay	46 55	312	H	Marshall	67 49	
348	H	Evansville	96 60	42	H	Duke	53 60	52	N	Arkansas	68 69	298	N	Tennessee St.	58 53	
91	N	Pittsburgh	57 42	260	H	Winthrop	76 41									
108	H	IUPUI	65 64													
319	H	North Dakota St.	64 53													
187	A	Milwaukee	68 57													

Non-Div I Games:

Wisconsin

Average RPI Win: **293**
 Average RPI Loss: **177**

WON-LOST
RECORD

WINNING
PCT. RANK

LAST 10
GAMES

STRENGTH OF
SCHEDULE

OPP. STRENGTH
OF SCHEDULE

TEAM
RPI

ADJ.
RPI

CONF.
RPI

ADJ CONF.
RPI

DIV. I ONLY	5- 7	201	6-4	305	277	255	255	23	23
DIV. I NON-CONF.	5- 7	205	0- 1	305	275	252	252	23	23

TOTALS	RPI 1-25	RPI 26-50	W-L RECORDS	RPI 51-100	RPI 101-150	RPI 150+			
5- 7	0- 0	0- 0	OVERALL	0- 3	0- 0	5- 4			
3- 0	0- 0	0- 0	HOME	0- 0	0- 0	3- 0			
2- 7	0- 0	0- 0	AWAY	0- 3	0- 0	2- 4			
0- 0	0- 0	0- 0	NEUTRAL	0- 0	0- 0	0- 0			
5- 7	0- 0	0- 0	NON-CONFERENCE	0- 3	0- 0	5- 4			
3- 0	0- 0	0- 0	HOME	0- 0	0- 0	3- 0			
2- 7	0- 0	0- 0	AWAY	0- 3	0- 0	2- 4			
0- 0	0- 0	0- 0	NEUTRAL	0- 0	0- 0	0- 0			
0- 0	0- 0	0- 0	CONFERENCE	0- 0	0- 0	0- 0			
0- 0	0- 0	0- 0	HOME	0- 0	0- 0	0- 0			
0- 0	0- 0	0- 0	AWAY	0- 0	0- 0	0- 0			
0- 0	0- 0	0- 0	NEUTRAL	0- 0	0- 0	0- 0			

RPI 1-25				RPI 26-50				RPI 51-100				RPI 101+ Team' s RPI: 255					
RPI	S	Opponent	Score	RPI	S	Opponent	Score	RPI	S	Opponent	Score	RPI	S	Opponent	Score		
								68	A	Georgi a Tech	40	81	158	A	Appal achi an St.	70	94
								76	A	Charl otte	63	85	201	A	UNC Asheville	46	60
								89	A	Cl emson	77	85	226	A	Ga. Southern	81	65
													260	H	Winthrop	70	53
													295	H	Gardner-Webb	59	53
													304	A	Presbyteri an	50	61
													339	H	Col. of Charleston	78	58
													341	A	N. C. Central	59	66
													344	A	Longwood	101	72
LAST 12 Division I GAMES:																	
								68	A	Georgi a Tech	40	81	341	A	N. C. Central	59	66
								158	A	Appal achi an St.	70	94	344	A	Longwood	101	72
								304	A	Presbyteri an	50	61	295	H	Gardner-Webb	59	53
								76	A	Charl otte	63	85	201	A	UNC Asheville	46	60
								89	A	Cl emson	77	85	260	H	Winthrop	70	53
								226	A	Ga. Southern	81	65	339	H	Col. of Charleston	78	58

Non-Div I Games:

Warren Wilson

107 30

Brevard

106 52

Wofford

Average RPI Win:	213	WON-LOST	WINNING	LAST 10	STRENGTH OF	OPP. STRENGTH	TEAM	ADJ.	CONF.	ADJ CONF.
Average RPI Loss:	111	RECORD	PCT. RANK	GAMES	SCHEDULE	OF SCHEDULE	RPI	RPI	RPI	RPI
DIV. I ONLY	9- 4	83	9-1	183	167	80	80	18	18	
DIV. I NON-CONF.	7- 4	108	0- 0	152	172	85	85	17	17	

TOTALS	RPI 1-25	RPI 26-50	W-L RECORDS	RPI 51-100	RPI 101-150	RPI 150+				
9- 4	0- 1	0- 1	OVERALL	1- 1	1- 0	7- 1				
1- 1	0- 0	0- 1	HOME	0- 0	0- 0	1- 0				
4- 3	0- 1	0- 0	AWAY	0- 1	1- 0	3- 1				
4- 0	0- 0	0- 0	NEUTRAL	1- 0	0- 0	3- 0				
7- 4	0- 1	0- 1	NON-CONFERENCE	1- 1	0- 0	6- 1				
1- 1	0- 0	0- 1	HOME	0- 0	0- 0	1- 0				
2- 3	0- 1	0- 0	AWAY	0- 1	0- 0	2- 1				
4- 0	0- 0	0- 0	NEUTRAL	1- 0	0- 0	3- 0				
2- 0	0- 0	0- 0	CONFERENCE	0- 0	1- 0	1- 0				
0- 0	0- 0	0- 0	HOME	0- 0	0- 0	0- 0				
2- 0	0- 0	0- 0	AWAY	0- 0	1- 0	1- 0				
0- 0	0- 0	0- 0	NEUTRAL	0- 0	0- 0	0- 0				

RPI 1-25				RPI 26-50				RPI 51-100 Team's RPI: 80				RPI 101+			
RPI S	Opponent	Score		RPI S	Opponent	Score		RPI S	Opponent	Score		RPI S	Opponent	Score	
21 A	Michigan St.	68	84	46 H	Belmont	63	79	76 A	Charlotte	85	88	108 A	IUPUI	78	75
								96 N	Marist	76	60	153 H	Kent St.	61	55
												166 N	Drexel	71	63
												229 N	Hofstra	93	64
												239 N	Stetson	57	44
												258 A	UNLV	68	52
												299 A	CSU Bakersfield	74	76
												329 A	UIC	79	46
												337 A	Manhattan	60	44

LAST 12 Division I GAMES:															
329 A	UIC	79	46	76 A	Charlotte	85	88	337 A	Manhattan	60	44	153 H	Kent St.	61	55
108 A	IUPUI	78	75					166 N	Drexel	71	63	96 N	Marist	76	60
229 N	Hofstra	93	64					239 N	Stetson	57	44				
21 A	Michigan St.	68	84												
46 H	Belmont	63	79												
258 A	UNLV	68	52												

Non-Div I Games: Kentucky St. 83 53

Wright St.

W
Y
o
m
i
n
g

Wyoming

Average RPI Win: 142

Average RPI Loss: 64

WON-LOST
RECORD

5- 2

WINNING
PCT. RANK

79

LAST 10
GAMES

7-2

STRENGTH OF
SCHEDULE

72

OPP. STRENGTH
OF SCHEDULE

115

TEAM
RPI

35

ADJ.
RPI

35

CONF.
RPI

10

ADJ CONF.
RPI

10

DIV. I ONLY

5- 2

79

7-2

72

115

35

35

10

10

DIV. I NON-CONF.

5- 2

81

1- 0

70

113

36

36

10

10

TOTALS

RPI 1-25

RPI 26-50

W-L RECORDS

RPI 51-100

RPI 101-150

RPI 150+

5- 2

0- 0

1- 1

OVERALL

1- 1

1- 0

2- 0

4- 0

0- 0

1- 0

HOME

1- 0

1- 0

1- 0

0- 2

0- 0

0- 1

AWAY

0- 1

0- 0

0- 0

1- 0

0- 0

0- 0

NEUTRAL

0- 0

0- 0

1- 0

5- 2

0- 0

1- 1

NON-CONFERENCE

1- 1

1- 0

2- 0

4- 0

0- 0

1- 0

HOME

1- 0

1- 0

1- 0

0- 2

0- 0

0- 1

AWAY

0- 1

0- 0

0- 0

1- 0

0- 0

0- 0

NEUTRAL

0- 0

0- 0

1- 0

0- 0

0- 0

0- 0

CONFERENCE

0- 0

0- 0

0- 0

0- 0

0- 0

0- 0

HOME

0- 0

0- 0

0- 0

0- 0

0- 0

0- 0

AWAY

0- 0

0- 0

0- 0

0- 0

0- 0

0- 0

NEUTRAL

0- 0

0- 0

0- 0

RPI 1-25

RPI 26-50

Team's RPI: 35

RPI 51-100

RPI 101+

RPI S Opponent Score

33 H South Dakota St. 77 70

43 A Saint Mary's (CA) 84 90

RPI S Opponent Score

85 A Paci fi c 64 70

93 H Idaho 64 61

RPI S Opponent Score

135 H Montana St. 66 58

192 H Denver 78 74

257 N North Texas 53 49

LAST 12 Division I GAMES:

33 H South Dakota St. 77 70

93 H Idaho 64 61

192 H Denver 78 74

135 H Montana St. 66 58

85 A Paci fi c 64 70

257 N North Texas 53 49

43 A Saint Mary's (CA) 84 90

Non-Div I Games:

Chadron St. 80 33

UC-Col o. Springs 98 37

Wyoming

Loss, Non-Conf, S Site, H Home A Away N Neutral

Page 348

Average RPI Win: 201
Average RPI Loss: 91

WON-LOST
RECORD

WINNING
PCT. RANK

LAST 10
GAMES

STRENGTH OF
SCHEDULE

OPP. STRENGTH
OF SCHEDULE

TEAM
RPI

ADJ.
RPI

CONF.
RPI

ADJ CONF.
RPI

DIV. I ONLY	9- 3	59	7-3	191	121	102	102	4	4
DIV. I NON-CONF.	9- 2	43	0- 0	198	130	86	86	4	4
TOTALS	RPI 1-25	RPI 26-50	W-L RECORDS	RPI 51-100	RPI 101-150	RPI 150+			
9- 3	0- 1	0- 0	OVERALL	1- 0	2- 2	6- 0			
8- 1	0- 1	0- 0	HOME	0- 0	2- 0	6- 0			
1- 2	0- 0	0- 0	AWAY	1- 0	0- 2	0- 0			
0- 0	0- 0	0- 0	NEUTRAL	0- 0	0- 0	0- 0			
9- 2	0- 1	0- 0	NON-CONFERENCE	1- 0	2- 1	6- 0			
8- 1	0- 1	0- 0	HOME	0- 0	2- 0	6- 0			
1- 1	0- 0	0- 0	AWAY	1- 0	0- 1	0- 0			
0- 0	0- 0	0- 0	NEUTRAL	0- 0	0- 0	0- 0			
0- 1	0- 0	0- 0	CONFERENCE	0- 0	0- 1	0- 0			
0- 0	0- 0	0- 0	HOME	0- 0	0- 0	0- 0			
0- 1	0- 0	0- 0	AWAY	0- 0	0- 1	0- 0			
0- 0	0- 0	0- 0	NEUTRAL	0- 0	0- 0	0- 0			

RPI	S	Opponent	Score	RPI	S	Opponent	Score	RPI	S	Opponent	Score	RPI	S	Opponent	Score	Team's RPI: 102
24	H	Minnesota	53 78					78	A	Wake Forest	62 50	105	H	Tennessee Tech	70 60	
												109	A	Georgetown	61 68	
												140	A	Cincinnati	61 79	
												149	H	North Ala.	94 81	
												152	H	Bowling Green	65 49	
												189	H	Alabama St.	87 58	
												191	H	New Orleans	61 45	
												276	H	Fairfield	48 35	
												331	H	Chicago St.	91 57	
												342	H	Delaware St.	80 59	
LAST 12 Division I GAMES:																
191	H	New Orleans	61 45	109	A	Georgetown	61 68									
189	H	Alabama St.	87 58	78	A	Wake Forest	62 50									
140	A	Cincinnati	61 79	276	H	Fairfield	48 35									
342	H	Delaware St.	80 59	24	H	Minnesota	53 78									
149	H	North Ala.	94 81	105	H	Tennessee Tech	70 60									
152	H	Bowling Green	65 49	331	H	Chicago St.	91 57									

X
a
v
i
e
rX
a
v
i
e
r

Non-Div I Games:

Xavier

Y
a
l
e

Y
a
l
e

Yal e

Average RPI Win:	249	WON-LOST	WINNING	LAST 10	STRENGTH OF	OPP. STRENGTH	TEAM	ADJ.	CONF.	ADJ CONF.
Average RPI Loss:	106	RECORD	PCT. RANK	GAMES	SCHEDULE	OF SCHEDULE	RPI	RPI	RPI	RPI

DIV. I ONLY	8- 3	70	7-3	255	218	126	126	18	18
DIV. I NON-CONF.	6- 3	91	0- 0	135	277	107	107	17	17

TOTALS	RPI 1-25	RPI 26-50	W-L RECORDS	RPI 51-100	RPI 101-150	RPI 150+			
8- 3	0- 0	0- 1	OVERALL	1- 0	0- 1	7- 1			
4- 1	0- 0	0- 0	HOME	0- 0	0- 1	4- 0			
4- 2	0- 0	0- 1	AWAY	1- 0	0- 0	3- 1			
0- 0	0- 0	0- 0	NEUTRAL	0- 0	0- 0	0- 0			
6- 3	0- 0	0- 1	NON-CONFERENCE	1- 0	0- 1	5- 1			
4- 1	0- 0	0- 0	HOME	0- 0	0- 1	4- 0			
2- 2	0- 0	0- 1	AWAY	1- 0	0- 0	1- 1			
0- 0	0- 0	0- 0	NEUTRAL	0- 0	0- 0	0- 0			
2- 0	0- 0	0- 0	CONFERENCE	0- 0	0- 0	2- 0			
0- 0	0- 0	0- 0	HOME	0- 0	0- 0	0- 0			
2- 0	0- 0	0- 0	AWAY	0- 0	0- 0	2- 0			
0- 0	0- 0	0- 0	NEUTRAL	0- 0	0- 0	0- 0			

RPI 1-25				RPI 26-50				RPI 51-100				RPI 101+				Team's RPI: 126	
RPI	S	Opponent	Score	RPI	S	Opponent	Score	RPI	S	Opponent	Score	RPI	S	Opponent	Score		
				39	A	Bucknell I	68 73					127	H	Yale	56 58		
								91	A	Pittsburgh	64 55	153	A	Kent St.	34 62		
												205	H	Akron	72 61		
												237	H	Saint Francis (PA)	80 56		
												245	A	Oakland	69 55		
												253	H	Loyola Chicago	74 63		
												308	H	Robert Morris	69 59		
												324	A	Detroit Mercy	85 59		
												327	A	Canisius	62 36		
LAST 12 Division I GAMES:																	
				324	A	Detroit Mercy	85 59	245	A	Oakland	69 55						
				39	A	Bucknell I	68 73	153	A	Kent St.	34 62						
				237	H	Saint Francis (PA)	80 56	91	A	Pittsburgh	64 55						
				327	A	Canisius	62 36	253	H	Loyola Chicago	74 63						
				205	H	Akron	72 61	308	H	Robert Morris	69 59						
				127	H	Yale	56 58										

Non-Div I Games: Thiel 76 53 Carlow 90 31

Youngstown St.