

Average RPI Win:	266	WON-LOST	WINNING	LAST 10	STRENGTH OF	OPP. STRENGTH	TEAM	ADJ.	CONF.	ADJ CONF.
Average RPI Loss:	170	RECORD	PCT. RANK	GAMES	SCHEDULE	OF SCHEDULE	RPI	RPI	RPI	RPI
DIV. I ONLY	3- 3	157	3- 3	260	225	202	202	22	22	
DIV. I NON-CONF.	3- 3	157	3- 3	260	225	202	202	22	22	
TOTALS	RPI 1-25	RPI 26-50	W-L RECORDS	RPI 51-100	RPI 101-150	RPI 150+				
3- 3	0- 0	0- 0	OVERALL	0- 1	0- 0	3- 2				
1- 0	0- 0	0- 0	HOME	0- 0	0- 0	1- 0				
0- 3	0- 0	0- 0	AWAY	0- 0	0- 0	0- 0				
2- 0	0- 0	0- 0	NEUTRAL	0- 0	0- 0	2- 0				
3- 3	0- 0	0- 0	NON-CONFERENCE	0- 1	0- 0	3- 2				
1- 0	0- 0	0- 0	HOME	0- 0	0- 0	1- 0				
0- 3	0- 0	0- 0	AWAY	0- 1	0- 0	0- 2				
2- 0	0- 0	0- 0	NEUTRAL	0- 0	0- 0	2- 0				
0- 0	0- 0	0- 0	CONFERENCE	0- 0	0- 0	0- 0				
0- 0	0- 0	0- 0	HOME	0- 0	0- 0	0- 0				
0- 0	0- 0	0- 0	AWAY	0- 0	0- 0	0- 0				
0- 0	0- 0	0- 0	NEUTRAL	0- 0	0- 0	0- 0				

RPI 1-25			RPI 26-50			RPI 51-100			RPI 101+			Team's RPI: 202
RPI	S	Opponent	Score	RPI	S	Opponent	Score	RPI	S	Opponent	Score	
						85 A UTEP	49 69	197 A UTRGV			53 56	
								197 H UTRGV			71 41	
								228 A New Mexico St.			61 70	
								290 N Prairie View			72 62	
								310 N Florida A&M			58 55	
LAST 12 Division I GAMES:												
						197 H UTRGV	71 41					
						310 N Florida A&M	58 55					
						290 N Prairie View	72 62					
						228 A New Mexico St.	61 70					
						85 A UTEP	49 69					
						197 A UTRGV	53 56					

Non-Div I Games: McMurry 62 43 Texas Lutheran 87 56

Average RPI Win:	155	WON-LOST	WINNING	LAST 10	STRENGTH OF	OPP. STRENGTH	TEAM	ADJ.	CONF.	ADJ CONF.
Average RPI Loss:	109	RECORD	PCT. RANK	GAMES	SCHEDULE	OF SCHEDULE	RPI	RPI	RPI	RPI
DIV. I ONLY	1- 3	264	1- 3	125	97	240	240	22	22	
DIV. I NON-CONF.	1- 3	264	1- 3	125	97	240	240	22	22	
TOTALS	RPI 1-25	RPI 26-50	W-L RECORDS	RPI 51-100	RPI 101-150	RPI 150+				
1- 3	0- 0	0- 1	OVERALL	0- 1	0- 0	1- 1				
1- 1	0- 0	0- 1	HOME	0- 0	0- 0	1- 0				
0- 2	0- 0	0- 0	AWAY	0- 1	0- 0	0- 1				
0- 0	0- 0	0- 0	NEUTRAL	0- 0	0- 0	0- 0				
1- 3	0- 0	0- 1	NON-CONFERENCE	0- 1	0- 0	1- 1				
1- 1	0- 0	0- 1	HOME	0- 0	0- 0	1- 0				
0- 2	0- 0	0- 0	AWAY	0- 1	0- 0	0- 1				
0- 0	0- 0	0- 0	NEUTRAL	0- 0	0- 0	0- 0				
0- 0	0- 0	0- 0	CONFERENCE	0- 0	0- 0	0- 0				
0- 0	0- 0	0- 0	HOME	0- 0	0- 0	0- 0				
0- 0	0- 0	0- 0	AWAY	0- 0	0- 0	0- 0				
0- 0	0- 0	0- 0	NEUTRAL	0- 0	0- 0	0- 0				

RPI	S	Opponent	Score	RPI	S	Opponent	Score	RPI	S	Opponent	Score	RPI	S	Opponent	Score	Team's RPI: 240
32	H	FGCU	55 94	86	A	Arkansas	65 79	155	H	Idaho	82 72	210	A	SMU	44 65	
LAST 12 Division I GAMES:																
				32	H	FGCU	55 94									
				86	A	Arkansas	65 79									
				210	A	SMU	44 65									
				155	H	Idaho	82 72									

Non-Div I Games: Schreiner 97 48 Southwest (NM) 91 47

Abilene Christian

Loss, Non-Conf, S Site, H Home A Away N Neutral

Average RPI Win:	0	WON-LOST	WINNING	LAST 10	STRENGTH OF	OPP. STRENGTH	TEAM	ADJ.	CONF.	ADJ CONF.
Average RPI Loss:	232	RECORD	PCT. RANK	GAMES	SCHEDULE	OF SCHEDULE	RPI	RPI	RPI	RPI
DIV. I ONLY	0- 6	323	0- 6	202	348	334	334	27	27	
DIV. I NON-CONF.	0- 6	323	0- 6	202	348	334	334	27	27	
TOTALS	RPI 1-25	RPI 26-50	W-L RECORDS	RPI 51-100	RPI 101-150	RPI 150+				
0- 6	0- 0	0- 0	OVERALL	0- 0	0- 2	0- 4				
0- 3	0- 0	0- 0	HOME	0- 0	0- 1	0- 2				
0- 3	0- 0	0- 0	AWAY	0- 0	0- 1	0- 2				
0- 0	0- 0	0- 0	NEUTRAL	0- 0	0- 0	0- 0				
0- 6	0- 0	0- 0	NON-CONFERENCE	0- 0	0- 2	0- 4				
0- 3	0- 0	0- 0	HOME	0- 0	0- 1	0- 2				
0- 3	0- 0	0- 0	AWAY	0- 0	0- 1	0- 2				
0- 0	0- 0	0- 0	NEUTRAL	0- 0	0- 0	0- 0				
0- 0	0- 0	0- 0	CONFERENCE	0- 0	0- 0	0- 0				
0- 0	0- 0	0- 0	HOME	0- 0	0- 0	0- 0				
0- 0	0- 0	0- 0	AWAY	0- 0	0- 0	0- 0				
0- 0	0- 0	0- 0	NEUTRAL	0- 0	0- 0	0- 0				

RPI 1-25			RPI 26-50			RPI 51-100			RPI 101+ Team's RPI: 334		
RPI	S	Opponent	Score	RPI	S	Opponent	Score	RPI	S	Opponent	Score
								120	H	Army West Point	59 65
								128	A	Navy	64 71
								225	A	SIUE	40 76
								259	H	Denver	54 75
								325	A	FIU	69 70
								332	H	Eastern Wash.	63 65
LAST 12 Division I GAMES:											
325	A	FIU	69 70	120	H	Army West Point	59 65				
225	A	SIUE	40 76	128	A	Navy	64 71				
332	H	Eastern Wash.	63 65								
259	H	Denver	54 75								

Non-Div I Games: Colo. Christian 66 68

Air Force

Loss, Non-Conf, S Site, H Home A Away N Neutral

Average RPI Win: 296		WON-LOST	WINNING	LAST 10	STRENGTH OF	OPP. STRENGTH	TEAM	ADJ.	CONF.	ADJ CONF.
Average RPI Loss: 90		RECORD	PCT. RANK	GAMES	SCHEDULE	OF SCHEDULE	RPI	RPI	RPI	RPI
DIV. I ONLY		3- 3	157	3- 3	221	193	245	245	8	8
DIV. I NON-CONF.		3- 3	157	3- 3	221	193	245	245	8	8
TOTALS		RPI 1-25	RPI 26-50	W-L RECORDS	RPI 51-100	RPI 101-150	RPI 150+			
3- 3	0- 0		0- 2	OVERALL	0- 0	0- 0	3- 1			
3- 2	0- 0		0- 2	HOME	0- 0	0- 0	3- 0			
0- 1	0- 0		0- 0	AWAY	0- 0	0- 0	0- 1			
0- 0	0- 0		0- 0	NEUTRAL	0- 0	0- 0	0- 0			
3- 3	0- 0		0- 2	NON-CONFERENCE	0- 0	0- 0	3- 1			
3- 2	0- 0		0- 2	HOME	0- 0	0- 0	3- 0			
0- 1	0- 0		0- 0	AWAY	0- 0	0- 0	0- 1			
0- 0	0- 0		0- 0	NEUTRAL	0- 0	0- 0	0- 0			
0- 0	0- 0		0- 0	CONFERENCE	0- 0	0- 0	0- 0			
0- 0	0- 0		0- 0	HOME	0- 0	0- 0	0- 0			
0- 0	0- 0		0- 0	AWAY	0- 0	0- 0	0- 0			
0- 0	0- 0		0- 0	NEUTRAL	0- 0	0- 0	0- 0			

RPI 1-25				RPI 26-50				RPI 51-100				RPI 101+				Team's RPI: 245	
RPI	S	Opponent	Score	RPI	S	Opponent	Score	RPI	S	Opponent	Score	RPI	S	Opponent	Score		
				32	H	FGCU	63 82					203	A	Bucknell	52 63		
				34	H	Maryland	54 75					246	H	Eastern Ky.	62 45		
												305	H	Southeastern La.	66 54		
												337	H	Winthrop	69 43		
LAST 12 Division I GAMES:																	
				34	H	Maryland	54 75	246	H	Eastern Ky.	62 45						
				337	H	Winthrop	69 43	32	H	FGCU	63 82						
								305	H	Southeastern La.	66 54						
								203	A	Bucknell	52 63						

Non-Div I Games:

Akron

■ Loss, ■ Non-Conf, S Site, H Home A Away N Neutral

Average RPI Win:	178	WON-LOST	WINNING	LAST 10	STRENGTH OF	OPP. STRENGTH	TEAM	ADJ.	CONF.	ADJ CONF.
Average RPI Loss:	66	RECORD	PCT. RANK	GAMES	SCHEDULE	OF SCHEDULE	RPI	RPI	RPI	RPI
DIV. I ONLY	4- 3	131	4- 3	22	254	56	56	1	1	
DIV. I NON-CONF.	4- 3	131	4- 3	22	254	56	56	1	1	
TOTALS	RPI 1-25	RPI 26-50	W-L RECORDS	RPI 51-100	RPI 101-150	RPI 150+				
4- 3	1- 0	0- 1	OVERALL	0- 2	1- 0	2- 0				
3- 0	1- 0	0- 0	HOME	0- 0	1- 0	1- 0				
1- 1	0- 0	0- 1	AWAY	0- 0	0- 0	1- 0				
0- 2	0- 0	0- 0	NEUTRAL	0- 2	0- 0	0- 0				
4- 3	1- 0	0- 1	NON-CONFERENCE	0- 2	1- 0	2- 0				
3- 0	1- 0	0- 0	HOME	0- 0	1- 0	1- 0				
1- 1	0- 0	0- 1	AWAY	0- 0	0- 0	1- 0				
0- 2	0- 0	0- 0	NEUTRAL	0- 2	0- 0	0- 0				
0- 0	0- 0	0- 0	CONFERENCE	0- 0	0- 0	0- 0				
0- 0	0- 0	0- 0	HOME	0- 0	0- 0	0- 0				
0- 0	0- 0	0- 0	AWAY	0- 0	0- 0	0- 0				
0- 0	0- 0	0- 0	NEUTRAL	0- 0	0- 0	0- 0				

RPI 1-25				RPI 26-50				RPI 51-100				RPI 101+			
RPI	S	Opponent	Score	RPI	S	Opponent	Score	RPI	S	Opponent	Score	RPI	S	Opponent	Score
17	H	Utah	65 60	50	A	TCU	67 88	64	N	NC State	49 68	123	H	Jacksonville	75 60
								83	N	Elon	55 60	251	H	Alabama A&M	90 32
												321	A	Ga. Southern	84 36
LAST 12 Division I GAMES:															
64	N	NC State	49 68	50	A	TCU	67 88	83	N	Elon	55 60				
321	A	Ga. Southern	84 36												
123	H	Jacksonville	75 60												
17	H	Utah	65 60												
251	H	Alabama A&M	90 32												

Non-Div I Games:

Alabama

■ Loss,
 ■ Non-Conf,
 S Site,
 ■ Home
 ■ Away
 N Neutral

Average RPI Win:	323	WON-LOST	WINNING	LAST 10	STRENGTH OF	OPP. STRENGTH	TEAM	ADJ.	CONF.	ADJ CONF.
Average RPI Loss:	106	RECORD	PCT. RANK	GAMES	SCHEDULE	OF SCHEDULE	RPI	RPI	RPI	RPI
DIV. I ONLY	4- 3	131	4- 3	329	238	251	251	29	29	
DIV. I NON-CONF.	4- 3	131	4- 3	329	238	251	251	29	29	
TOTALS	RPI 1-25	RPI 26-50	W-L RECORDS	RPI 51-100	RPI 101-150	RPI 150+				
4- 3	0- 0	0- 0	OVERALL	0- 1	0- 1	4- 1				
2- 1	0- 0	0- 0	HOME	0- 0	0- 0	2- 1				
2- 1	0- 0	0- 0	AWAY	0- 0	0- 0	2- 0				
0- 1	0- 0	0- 0	NEUTRAL	0- 0	0- 1	0- 0				
4- 3	0- 0	0- 0	NON-CONFERENCE	0- 1	0- 1	4- 1				
2- 1	0- 0	0- 0	HOME	0- 0	0- 0	2- 1				
2- 1	0- 0	0- 0	AWAY	0- 1	0- 0	2- 0				
0- 1	0- 0	0- 0	NEUTRAL	0- 0	0- 1	0- 0				
0- 0	0- 0	0- 0	CONFERENCE	0- 0	0- 0	0- 0				
0- 0	0- 0	0- 0	HOME	0- 0	0- 0	0- 0				
0- 0	0- 0	0- 0	AWAY	0- 0	0- 0	0- 0				
0- 0	0- 0	0- 0	NEUTRAL	0- 0	0- 0	0- 0				

RPI 1-25			RPI 26-50			RPI 51-100			RPI 101+			Team's RPI: 251
RPI	S	Opponent	Score	RPI	S	Opponent	Score	RPI	S	Opponent	Score	
						56	A Alabama	32	90	111	N Hartford	47 56
										152	H Austin Peay	52 55
										318	A Tennessee St.	77 75
										320	H Evansville	70 56
										325	A FIU	58 51
										330	H Murray St.	71 54
LAST 12 Division I GAMES:												
						330	H Murray St.	71	54	111	N Hartford	47 56
										325	A FIU	58 51
										152	H Austin Peay	52 55
										318	A Tennessee St.	77 75
										320	H Evansville	70 56
										56	A Alabama	32 90

Non-Div I Games:

Alabama A&M

■ Loss,
 ■ Non-Conf,
 S Site,
 ■ Home
 ■ Away
 N Neutral

Average RPI Win:	297	WON-LOST	WINNING	LAST 10	STRENGTH OF	OPP. STRENGTH	TEAM	ADJ.	CONF.	ADJ CONF.
Average RPI Loss:	87	RECORD	PCT. RANK	GAMES	SCHEDULE	OF SCHEDULE	RPI	RPI	RPI	RPI
DIV. I ONLY	1- 7	311	1- 7	41	216	221	221	29	29	
DIV. I NON-CONF.	1- 7	311	1- 7	41	216	221	221	29	29	
TOTALS	RPI 1-25	RPI 26-50	W-L RECORDS	RPI 51-100	RPI 101-150	RPI 150+				
1- 7	0- 1	0- 1	OVERALL	0- 1	0- 4	1- 0				
1- 2	0- 0	0- 0	HOME	0- 1	0- 1	1- 0				
0- 4	0- 1	0- 1	AWAY	0- 0	0- 2	0- 0				
0- 1	0- 0	0- 0	NEUTRAL	0- 0	0- 1	0- 0				
1- 7	0- 1	0- 1	NON-CONFERENCE	0- 1	0- 4	1- 0				
1- 2	0- 0	0- 0	HOME	0- 1	0- 1	1- 0				
0- 4	0- 1	0- 1	AWAY	0- 0	0- 2	0- 0				
0- 1	0- 0	0- 0	NEUTRAL	0- 0	0- 1	0- 0				
0- 0	0- 0	0- 0	CONFERENCE	0- 0	0- 0	0- 0				
0- 0	0- 0	0- 0	HOME	0- 0	0- 0	0- 0				
0- 0	0- 0	0- 0	AWAY	0- 0	0- 0	0- 0				
0- 0	0- 0	0- 0	NEUTRAL	0- 0	0- 0	0- 0				

RPI 1-25				RPI 26-50				RPI 51-100				RPI 101+ Team's RPI: 221			
RPI	S	Opponent	Score	RPI	S	Opponent	Score	RPI	S	Opponent	Score	RPI	S	Opponent	Score
7	A	South Carolina	31 99	27	A	Tennessee	51 104	68	H	South Ala.	47 59	101	H	Troy	63 93
												129	N	SFA	50 77
												131	A	Samford	39 58
												147	A	Southern Miss.	35 72
												297	H	Savannah St.	81 61
LAST 12 Division I GAMES:															
27	A	Tennessee	51 104	297	H	Savannah St.	81 61	7	A	South Carolina	31 99				
68	H	South Ala.	47 59												
147	A	Southern Miss.	35 72												
129	N	SFA	50 77												
131	A	Samford	39 58												
101	H	Troy	63 93												

Non-Div I Games:

Alabama St.

■ Loss,
■ Non-Conf,
■ S Site,
■ H Home
■ A Away
N Neutral

Average RPI Win:	220	WON-LOST	WINNING	LAST 10	STRENGTH OF	OPP. STRENGTH	TEAM	ADJ.	CONF.	ADJ CONF.
Average RPI Loss:	22	RECORD	PCT. RANK	GAMES	SCHEDULE	OF SCHEDULE	RPI	RPI	RPI	RPI
DIV. I ONLY	5- 2	72	5- 2	250	39	115	115	24	24	
DIV. I NON-CONF.	5- 2	72	5- 2	250	39	115	115	24	24	
TOTALS	RPI 1-25	RPI 26-50	W-L RECORDS	RPI 51-100	RPI 101-150	RPI 150+				
5- 2	0- 1	0- 1	OVERALL	1- 0	0- 0	4- 0				
2- 1	0- 1	0- 0	HOME	1- 0	0- 0	1- 0				
3- 1	0- 0	0- 1	AWAY	0- 0	0- 0	3- 0				
0- 0	0- 0	0- 0	NEUTRAL	0- 0	0- 0	0- 0				
5- 2	0- 1	0- 1	NON-CONFERENCE	1- 0	0- 0	4- 0				
2- 1	0- 1	0- 0	HOME	1- 0	0- 0	1- 0				
3- 1	0- 0	0- 1	AWAY	0- 0	0- 0	3- 0				
0- 0	0- 0	0- 0	NEUTRAL	0- 0	0- 0	0- 0				
0- 0	0- 0	0- 0	CONFERENCE	0- 0	0- 0	0- 0				
0- 0	0- 0	0- 0	HOME	0- 0	0- 0	0- 0				
0- 0	0- 0	0- 0	AWAY	0- 0	0- 0	0- 0				
0- 0	0- 0	0- 0	NEUTRAL	0- 0	0- 0	0- 0				

RPI 1-25				RPI 26-50				RPI 51-100				RPI 101+ Team's RPI: 115			
RPI	S	Opponent	Score	RPI	S	Opponent	Score	RPI	S	Opponent	Score	RPI	S	Opponent	Score
10	H	St. John's (NY)	66 71	34	A	Maryland	58 91	96	H	Fordham	59 52	219	A	Monmouth	68 44
												227	A	Central Conn. St.	72 60
												261	A	Holy Cross	65 56
												295	H	Wagner	89 44
LAST 12 Division I GAMES:															
96	H	Fordham	59 52	261	A	Holy Cross	65 56	10	H	St. John's (NY)	66 71				
219	A	Monmouth	68 44	227	A	Central Conn. St.	72 60								
34	A	Maryland	58 91	295	H	Wagner	89 44								

Non-Div I Games:

Albany (NY)

■ Loss,
 ■ Non-Conf, S Site,
 ■ Home
 ■ Away
 N Neutral

Average RPI Win:	305	WON-LOST	WINNING	LAST 10	STRENGTH OF	OPP. STRENGTH	TEAM	ADJ.	CONF.	ADJ CONF.
Average RPI Loss:	117	RECORD	PCT. RANK	GAMES	SCHEDULE	OF SCHEDULE	RPI	RPI	RPI	RPI
DIV. I ONLY	1- 3	264	1- 3	284	192	272	272	29	29	
DIV. I NON-CONF.	1- 3	264	1- 3	284	192	272	272	29	29	
TOTALS	RPI 1-25	RPI 26-50	W-L RECORDS	RPI 51-100	RPI 101-150	RPI 150+				
1- 3	0- 0	0- 0	OVERALL	0- 1	0- 2	1- 0				
0- 0	0- 0	0- 0	HOME	0- 0	0- 0	0- 0				
1- 2	0- 0	0- 0	AWAY	0- 1	0- 0	1- 0				
0- 1	0- 0	0- 0	NEUTRAL	0- 0	0- 1	0- 0				
1- 3	0- 0	0- 0	NON-CONFERENCE	0- 1	0- 2	1- 0				
0- 0	0- 0	0- 0	HOME	0- 0	0- 0	0- 0				
1- 2	0- 0	0- 0	AWAY	0- 1	0- 1	1- 0				
0- 1	0- 0	0- 0	NEUTRAL	0- 0	0- 1	0- 0				
0- 0	0- 0	0- 0	CONFERENCE	0- 0	0- 0	0- 0				
0- 0	0- 0	0- 0	HOME	0- 0	0- 0	0- 0				
0- 0	0- 0	0- 0	AWAY	0- 0	0- 0	0- 0				
0- 0	0- 0	0- 0	NEUTRAL	0- 0	0- 0	0- 0				

RPI S	Opponent	Score	RPI S	Opponent	Score	RPI S	Opponent	Score	RPI S	Opponent	Score	Team's RPI: 272
76	A Central Ark.	52	75	129	N SFA	79	83	147	A Southern Miss.	67	72	
									305	A Southeastern La.	84	77
LAST 12 Division I GAMES:												
129	N SFA	79	83	305	A Southeastern La.	84	77					
147	A Southern Miss.	67	72									
76	A Central Ark.	52	75									

Non-Div I Games: Tougaloo 76 64 Blue Mountain (MS) 76 35 LeMoyne-Owen 81 54

Alcorn

Average RPI Win: 249	WON-LOST	WINNING	LAST 10	STRENGTH OF	OPP. STRENGTH	TEAM	ADJ.	CONF.	ADJ CONF.
Average RPI Loss: 56	RECORD	PCT. RANK	GAMES	SCHEDULE	OF SCHEDULE	RPI	RPI	RPI	RPI
DIV. I ONLY	5- 3	111	5- 3	226	126	121	121	13	13
DIV. I NON-CONF.	5- 3	111	5- 3	226	126	121	121	13	13

TOTALS	RPI 1-25	RPI 26-50	W-L RECORDS	RPI 51-100	RPI 101-150	RPI 150+			
5- 3	0- 1	0- 0	OVERALL	1- 2	0- 0	4- 0			
2- 0	0- 0	0- 0	HOME	1- 0	0- 0	1- 0			
3- 2	0- 0	0- 0	AWAY	0- 2	0- 0	3- 0			
0- 1	0- 1	0- 0	NEUTRAL	0- 0	0- 0	0- 0			
5- 3	0- 1	0- 0	NON-CONFERENCE	1- 2	0- 0	4- 0			
2- 0	0- 0	0- 0	HOME	1- 0	0- 0	1- 0			
3- 2	0- 0	0- 0	AWAY	0- 2	0- 0	3- 0			
0- 1	0- 1	0- 0	NEUTRAL	0- 0	0- 0	0- 0			
0- 0	0- 0	0- 0	CONFERENCE	0- 0	0- 0	0- 0			
0- 0	0- 0	0- 0	HOME	0- 0	0- 0	0- 0			
0- 0	0- 0	0- 0	AWAY	0- 0	0- 0	0- 0			
0- 0	0- 0	0- 0	NEUTRAL	0- 0	0- 0	0- 0			

RPI 1-25				RPI 26-50				RPI 51-100				RPI 101+ Team's RPI: 121			
RPI	S	Opponent	Score	RPI	S	Opponent	Score	RPI	S	Opponent	Score	RPI	S	Opponent	Score
5	N	Villanova	60 65					67	A	George Mason	53 71	231	A	Tulsa	72 67
								79	H	La Salle	66 48	281	H	Youngstown St.	78 72
								97	A	Delaware	56 72	319	A	Vermont	64 62
												336	A	UMBC	61 48
LAST 12 Division I GAMES:															
				97	A	Delaware	56 72	281	H	Youngstown St.	78 72				
				79	H	La Salle	66 48	336	A	UMBC	61 48				
				231	A	Tulsa	72 67	5	N	Villanova	60 65				
								319	A	Vermont	64 62				
								67	A	George Mason	53 71				

Non-Div I Games:

American

■ Loss,
 ■ Non-Conf,
 ■ S Site,
 ■ H Home
 ■ A Away
 N Neutral

Average RPI Win:	260	WON-LOST	WINNING	LAST 10	STRENGTH OF	OPP. STRENGTH	TEAM	ADJ.	CONF.	ADJ CONF.
Average RPI Loss:	159	RECORD	PCT. RANK	GAMES	SCHEDULE	OF SCHEDULE	RPI	RPI	RPI	RPI
DIV. I ONLY	1- 7	311	1- 7	129	276	271	271	23	23	
DIV. I NON-CONF.	1- 7	311	1- 7	129	276	271	271	23	23	
TOTALS	RPI 1-25	RPI 26-50	W-L RECORDS	RPI 51-100	RPI 101-150	RPI 150+				
1- 7	0- 0	0- 1	OVERALL	0- 1	0- 1	1- 4				
0- 4	0- 0	0- 1	HOME	0- 0	0- 1	0- 2				
1- 3	0- 0	0- 0	AWAY	0- 0	0- 0	1- 1				
0- 0	0- 0	0- 0	NEUTRAL	0- 0	0- 0	0- 0				
1- 7	0- 0	0- 1	NON-CONFERENCE	0- 1	0- 1	1- 4				
0- 4	0- 0	0- 1	HOME	0- 0	0- 1	0- 2				
1- 3	0- 0	0- 0	AWAY	0- 1	0- 0	1- 2				
0- 0	0- 0	0- 0	NEUTRAL	0- 0	0- 0	0- 0				
0- 0	0- 0	0- 0	CONFERENCE	0- 0	0- 0	0- 0				
0- 0	0- 0	0- 0	HOME	0- 0	0- 0	0- 0				
0- 0	0- 0	0- 0	AWAY	0- 0	0- 0	0- 0				
0- 0	0- 0	0- 0	NEUTRAL	0- 0	0- 0	0- 0				

RPI 1-25			RPI 26-50			RPI 51-100			RPI 101+			Team's RPI: 271
RPI	S	Opponent	Score	RPI	S	Opponent	Score	RPI	S	Opponent	Score	
				48	H	Georgia Tech	41 75	71	A	North Carolina	43 56	
								150	H	ETSU	57 70	
								166	A	Radford	40 61	
								176	H	UAB	59 70	
								196	H	Davidson	57 59	
								260	A	Col. of Charleston	76 70	
								304	A	N.C. A&T	56 81	
LAST 12 Division I GAMES:												
				71	A	North Carolina	43 56	304	A	N.C. A&T	56 81	
				176	H	UAB	59 70	196	H	Davidson	57 59	
				260	A	Col. of Charleston	76 70	150	H	ETSU	57 70	
								166	A	Radford	40 61	
								48	H	Georgia Tech	41 75	

Non-Div I Games:

Appalachian St.

Average RPI Win:	316	WON-LOST	WINNING	LAST 10	STRENGTH OF	OPP. STRENGTH	TEAM	ADJ.	CONF.	ADJ CONF.
Average RPI Loss:	180	RECORD	PCT. RANK	GAMES	SCHEDULE	OF SCHEDULE	RPI	RPI	RPI	RPI
DIV. I ONLY	2- 5	244	2- 5	322	236	309	309	2	2	
DIV. I NON-CONF.	2- 5	244	2- 5	322	236	309	309	2	2	
TOTALS	RPI 1-25	RPI 26-50	W-L RECORDS	RPI 51-100	RPI 101-150	RPI 150+				
2- 5	0- 0	0- 1	OVERALL	0- 1	0- 0	2- 3				
1- 2	0- 0	0- 0	HOME	0- 0	0- 0	1- 2				
1- 2	0- 0	0- 0	AWAY	0- 1	0- 0	1- 1				
0- 1	0- 0	0- 1	NEUTRAL	0- 0	0- 0	0- 0				
2- 5	0- 0	0- 1	NON-CONFERENCE	0- 1	0- 0	2- 3				
1- 2	0- 0	0- 0	HOME	0- 0	0- 0	1- 2				
1- 2	0- 0	0- 0	AWAY	0- 1	0- 0	1- 1				
0- 1	0- 0	0- 1	NEUTRAL	0- 0	0- 0	0- 0				
0- 0	0- 0	0- 0	CONFERENCE	0- 0	0- 0	0- 0				
0- 0	0- 0	0- 0	HOME	0- 0	0- 0	0- 0				
0- 0	0- 0	0- 0	AWAY	0- 0	0- 0	0- 0				
0- 0	0- 0	0- 0	NEUTRAL	0- 0	0- 0	0- 0				

RPI S	Opponent	Score	RPI S	Opponent	Score	RPI S	Opponent	Score	RPI S	Opponent	Score	Team's RPI: 309
50 N	TCU	59 68	88 A	Loyola Marymount	70 84	189 H	San Diego St.	67 78	275 H	Long Beach St.	72 80	
						286 H	Iona	71 58	296 A	CSUN	63 66	
						346 A	Utah St.	65 49				
LAST 12 Division I GAMES:												
275 H	Long Beach St.	72 80	189 H	San Diego St.	67 78							
296 A	CSUN	63 66										
50 N	TCU	59 68										
88 A	Loyola Marymount	70 84										
346 A	Utah St.	65 49										
286 H	Iona	71 58										

Non-Div I Games:

Arizona

■ Loss,
 ■ Non-Conf,
 S Site,
 ■ Home
 ■ Away
 N Neutral

Average RPI Win:	175	WON-LOST	WINNING	LAST 10	STRENGTH OF	OPP. STRENGTH	TEAM	ADJ.	CONF.	ADJ CONF.
Average RPI Loss:	5	RECORD	PCT. RANK	GAMES	SCHEDULE	OF SCHEDULE	RPI	RPI	RPI	RPI
DIV. I ONLY	7- 2	51	7- 2	119	17	55	55	2	2	
DIV. I NON-CONF.	7- 2	51	7- 2	119	17	55	55	2	2	
TOTALS	RPI 1-25	RPI 26-50	W-L RECORDS	RPI 51-100	RPI 101-150	RPI 150+				
7- 2	1- 2	0- 0	OVERALL	0- 0	1- 0	5- 0				
5- 0	1- 0	0- 0	HOME	0- 0	1- 0	3- 0				
1- 0	0- 0	0- 0	AWAY	0- 0	0- 0	1- 0				
1- 2	0- 2	0- 0	NEUTRAL	0- 0	0- 0	1- 0				
7- 2	1- 2	0- 0	NON-CONFERENCE	0- 0	1- 0	5- 0				
5- 0	1- 0	0- 0	HOME	0- 0	1- 0	3- 0				
1- 0	0- 0	0- 0	AWAY	0- 0	0- 0	1- 0				
1- 2	0- 2	0- 0	NEUTRAL	0- 0	0- 0	1- 0				
0- 0	0- 0	0- 0	CONFERENCE	0- 0	0- 0	0- 0				
0- 0	0- 0	0- 0	HOME	0- 0	0- 0	0- 0				
0- 0	0- 0	0- 0	AWAY	0- 0	0- 0	0- 0				
0- 0	0- 0	0- 0	NEUTRAL	0- 0	0- 0	0- 0				

RPI 1-25				RPI 26-50				RPI 51-100				Team's RPI: 55		RPI 101+			
RPI	S	Opponent	Score	RPI	S	Opponent	Score	RPI	S	Opponent	Score	RPI	S	Opponent	Score		
4	N	Green Bay	48 61									136	H	Sacramento St.	106 58		
6	N	Mississippi St.	57 65									179	N	Columbia	72 48		
22	H	Buffalo	76 57									183	H	UC Riverside	73 48		
												201	H	Colgate	65 54		
												216	H	UTSA	74 42		
												289	A	Fresno St.	81 49		
LAST 12 Division I GAMES:																	
136	H	Sacramento St.	106 58	183	H	UC Riverside	73 48										
289	A	Fresno St.	81 49	22	H	Buffalo	76 57										
216	H	UTSA	74 42	179	N	Columbia	72 48										
				4	N	Green Bay	48 61										
				6	N	Mississippi St.	57 65										
				201	H	Colgate	65 54										

Non-Div I Games:

Arizona St.

Average RPI Win:	0	WON-LOST	WINNING	LAST 10	STRENGTH OF	OPP. STRENGTH	TEAM	ADJ.	CONF.	ADJ CONF.
Average RPI Loss:	178	RECORD	PCT. RANK	GAMES	SCHEDULE	OF SCHEDULE	RPI	RPI	RPI	RPI
DIV. I ONLY	0- 4	323	0- 4	72	313	284	284	29	29	
DIV. I NON-CONF.	0- 4	323	0- 4	72	313	284	284	29	29	
TOTALS	RPI 1-25	RPI 26-50	W-L RECORDS	RPI 51-100	RPI 101-150	RPI 150+				
0- 4	0- 0	0- 0	OVERALL	0- 1	0- 0	0- 3				
0- 0	0- 0	0- 0	HOME	0- 0	0- 0	0- 0				
0- 4	0- 0	0- 0	AWAY	0- 0	0- 0	0- 0				
0- 0	0- 0	0- 0	NEUTRAL	0- 0	0- 0	0- 0				
0- 4	0- 0	0- 0	NON-CONFERENCE	0- 1	0- 0	0- 3				
0- 0	0- 0	0- 0	HOME	0- 0	0- 0	0- 0				
0- 4	0- 0	0- 0	AWAY	0- 1	0- 0	0- 3				
0- 0	0- 0	0- 0	NEUTRAL	0- 0	0- 0	0- 0				
0- 0	0- 0	0- 0	CONFERENCE	0- 0	0- 0	0- 0				
0- 0	0- 0	0- 0	HOME	0- 0	0- 0	0- 0				
0- 0	0- 0	0- 0	AWAY	0- 0	0- 0	0- 0				
0- 0	0- 0	0- 0	NEUTRAL	0- 0	0- 0	0- 0				

RPI 1-25			RPI 26-50			RPI 51-100			RPI 101+			Team's RPI: 284
RPI	S	Opponent	Score	RPI	S	Opponent	Score	RPI	S	Opponent	Score	
						62 A Dayton	43 81			152 A Austin Peay	61 97	
										213 A Nebraska	52 73	
										283 A Texas Tech	47 74	
LAST 12 Division I GAMES:												
		213 A Nebraska	52 73			283 A Texas Tech	47 74					
		152 A Austin Peay	61 97									
		62 A Dayton	43 81									

Non-Div I Games: Tougaloo 71 51 Philander Smith 81 73

Ark.-Pine Bluff

Arkansas

Through Games Of Dec. 3, 2017

Average RPI Win:	220	WON-LOST	WINNING	LAST 10	STRENGTH OF	OPP. STRENGTH	TEAM	ADJ.	CONF.	ADJ CONF.
Average RPI Loss:	108	RECORD	PCT. RANK	GAMES	SCHEDULE	OF SCHEDULE	RPI	RPI	RPI	RPI
DIV. I ONLY	5- 3	111	5- 3	162	129	86	86	1	1	
DIV. I NON-CONF.	5- 3	111	5- 3	162	129	86	86	1	1	
TOTALS	RPI 1-25	RPI 26-50	W-L RECORDS	RPI 51-100	RPI 101-150	RPI 150+				
5- 3	0- 0	0- 1	OVERALL	0- 1	1- 0	4- 1				
3- 0	0- 0	0- 0	HOME	0- 0	1- 0	2- 0				
1- 3	0- 0	0- 1	AWAY	0- 1	0- 0	1- 1				
1- 0	0- 0	0- 0	NEUTRAL	0- 0	0- 0	1- 0				
5- 3	0- 0	0- 1	NON-CONFERENCE	0- 1	1- 0	4- 1				
3- 0	0- 0	0- 0	HOME	0- 0	1- 0	2- 0				
1- 3	0- 0	0- 1	AWAY	0- 1	0- 0	1- 1				
1- 0	0- 0	0- 0	NEUTRAL	0- 0	0- 0	1- 0				
0- 0	0- 0	0- 0	CONFERENCE	0- 0	0- 0	0- 0				
0- 0	0- 0	0- 0	HOME	0- 0	0- 0	0- 0				
0- 0	0- 0	0- 0	AWAY	0- 0	0- 0	0- 0				
0- 0	0- 0	0- 0	NEUTRAL	0- 0	0- 0	0- 0				

RPI 1-25			RPI 26-50			RPI 51-100			Team's RPI: 86	RPI 101+		
RPI	S	Opponent	Score	RPI	S	Opponent	Score	RPI	S	Opponent	Score	
				26	A	Kansas	60 71	85	A	UTEP	61 64	
										131	H	Samford 84 63
										177	A	Oral Roberts 77 66
										213	A	Nebraska 69 80
										228	N	New Mexico St. 69 60
										240	H	Abilene Christian 79 65
										323	H	Sam Houston St. 65 54
LAST 12 Division I GAMES:												
213	A	Nebraska	69 80	26	A	Kansas	60 71	240	H	Abilene Christian	79 65	
131	H	Samford	84 63					228	N	New Mexico St.	69 60	
323	H	Sam Houston St.	65 54	85	A	UTEP	61 64	177	A	Oral Roberts	77 66	

Non-Div I Games:

Arkansas

 Loss,
 Non-Conf,
 S Site,
 H Home
 A Away
N Neutral

Average RPI Win:	256	WON-LOST	WINNING	LAST 10	STRENGTH OF	OPP. STRENGTH	TEAM	ADJ.	CONF.	ADJ CONF.
Average RPI Loss:	86	RECORD	PCT. RANK	GAMES	SCHEDULE	OF SCHEDULE	RPI	RPI	RPI	RPI
DIV. I ONLY	3- 4	194	3- 4	104	127	118	118	23	23	
DIV. I NON-CONF.	3- 4	194	3- 4	104	127	118	118	23	23	
TOTALS	RPI 1-25	RPI 26-50	W-L RECORDS	RPI 51-100	RPI 101-150	RPI 150+				
3- 4	0- 1	0- 1	OVERALL	0- 0	0- 1	3- 1				
2- 0	0- 0	0- 0	HOME	0- 0	0- 0	2- 0				
1- 4	0- 1	0- 1	AWAY	0- 0	0- 1	1- 1				
0- 0	0- 0	0- 0	NEUTRAL	0- 0	0- 0	0- 0				
3- 4	0- 1	0- 1	NON-CONFERENCE	0- 0	0- 1	3- 1				
2- 0	0- 0	0- 0	HOME	0- 0	0- 0	2- 0				
1- 4	0- 1	0- 1	AWAY	0- 0	0- 1	1- 1				
0- 0	0- 0	0- 0	NEUTRAL	0- 0	0- 0	0- 0				
0- 0	0- 0	0- 0	CONFERENCE	0- 0	0- 0	0- 0				
0- 0	0- 0	0- 0	HOME	0- 0	0- 0	0- 0				
0- 0	0- 0	0- 0	AWAY	0- 0	0- 0	0- 0				
0- 0	0- 0	0- 0	NEUTRAL	0- 0	0- 0	0- 0				

RPI 1-25				RPI 26-50				RPI 51-100				RPI 101+Team's RPI: 118			
RPI	S	Opponent	Score	RPI	S	Opponent	Score	RPI	S	Opponent	Score	RPI	S	Opponent	Score
15	A	South Fla.	55 98	44	A	Ole Miss	48 74					103	A	Indiana	51 93
												157	A	Florida	70 69
												181	A	Pittsburgh	47 87
												292	H	UT Martin	84 73
												318	H	Tennessee St.	68 62
LAST 12 Division I GAMES:															
				44	A	Ole Miss	48 74	292	H	UT Martin	84 73				
				318	H	Tennessee St.	68 62	15	A	South Fla.	55 98				
				181	A	Pittsburgh	47 87	157	A	Florida	70 69				
								103	A	Indiana	51 93				

Non-Div I Games:

Arkansas St.

Average RPI Win:	228	WON-LOST	WINNING	LAST 10	STRENGTH OF	OPP. STRENGTH	TEAM	ADJ.	CONF.	ADJ CONF.
Average RPI Loss:	211	RECORD	PCT. RANK	GAMES	SCHEDULE	OF SCHEDULE	RPI	RPI	RPI	RPI
DIV. I ONLY	6- 2	60	6- 2	249	271	120	120	13	13	
DIV. I NON-CONF.	6- 2	60	6- 2	249	271	120	120	13	13	
TOTALS	RPI 1-25	RPI 26-50	W-L RECORDS	RPI 51-100	RPI 101-150	RPI 150+				
6- 2	0- 0	0- 0	OVERALL	1- 0	0- 0	5- 2				
4- 0	0- 0	0- 0	HOME	0- 0	0- 0	4- 0				
2- 2	0- 0	0- 0	AWAY	1- 0	0- 0	1- 2				
0- 0	0- 0	0- 0	NEUTRAL	0- 0	0- 0	0- 0				
6- 2	0- 0	0- 0	NON-CONFERENCE	1- 0	0- 0	5- 2				
4- 0	0- 0	0- 0	HOME	0- 0	0- 0	4- 0				
2- 2	0- 0	0- 0	AWAY	1- 0	0- 0	1- 2				
0- 0	0- 0	0- 0	NEUTRAL	0- 0	0- 0	0- 0				
0- 0	0- 0	0- 0	CONFERENCE	0- 0	0- 0	0- 0				
0- 0	0- 0	0- 0	HOME	0- 0	0- 0	0- 0				
0- 0	0- 0	0- 0	AWAY	0- 0	0- 0	0- 0				
0- 0	0- 0	0- 0	NEUTRAL	0- 0	0- 0	0- 0				

RPI 1-25			RPI 26-50			RPI 51-100			RPI 101+			Team's RPI: 120
RPI	S	Opponent	Score	RPI	S	Opponent	Score	RPI	S	Opponent	Score	
						51	A Yale	82 65				
									200	H Dartmouth	71 56	
									206	A Fairleigh Dickinson	56 58	
									215	A St. Francis Brooklyn	52 73	
									234	H LIU Brooklyn	71 37	
									244	H Binghamton	73 61	
									303	H NJIT	79 49	
									334	A Air Force	65 59	
LAST 12 Division I GAMES:												
						51	A Yale	82 65				
						303	H NJIT	79 49				
						234	H LIU Brooklyn	71 37				
						215	A St. Francis Brooklyn	52 73				
						206	A Fairleigh Dickinson	56 58				
						244	H Binghamton	73 61				
						334	A Air Force	65 59				
						200	H Dartmouth	71 56				

Non-Div I Games:

Army West Point

Average RPI Win:	218	WON-LOST	WINNING	LAST 10	STRENGTH OF	OPP. STRENGTH	TEAM	ADJ.	CONF.	ADJ CONF.
Average RPI Loss:	86	RECORD	PCT. RANK	GAMES	SCHEDULE	OF SCHEDULE	RPI	RPI	RPI	RPI
DIV. I ONLY	5- 3	111	5- 3	158	202	126	126	1	1	
DIV. I NON-CONF.	5- 3	111	5- 3	158	202	126	126	1	1	
TOTALS	RPI 1-25	RPI 26-50	W-L RECORDS	RPI 51-100	RPI 101-150	RPI 150+				
5- 3	0- 0	0- 0	OVERALL	0- 2	1- 1	4- 0				
3- 0	0- 0	0- 0	HOME	0- 0	0- 0	3- 0				
1- 1	0- 0	0- 0	AWAY	0- 1	1- 0	0- 0				
1- 2	0- 0	0- 0	NEUTRAL	0- 1	0- 1	1- 0				
5- 3	0- 0	0- 0	NON-CONFERENCE	0- 2	1- 1	4- 0				
3- 0	0- 0	0- 0	HOME	0- 0	0- 0	3- 0				
1- 1	0- 0	0- 0	AWAY	0- 1	1- 0	0- 0				
1- 2	0- 0	0- 0	NEUTRAL	0- 1	0- 1	1- 0				
0- 0	0- 0	0- 0	CONFERENCE	0- 0	0- 0	0- 0				
0- 0	0- 0	0- 0	HOME	0- 0	0- 0	0- 0				
0- 0	0- 0	0- 0	AWAY	0- 0	0- 0	0- 0				
0- 0	0- 0	0- 0	NEUTRAL	0- 0	0- 0	0- 0				

RPI 1-25			RPI 26-50			RPI 51-100			RPI 101+			Team's RPI: 126
RPI	S	Opponent	Score	RPI	S	Opponent	Score	RPI	S	Opponent	Score	
						57 A Virginia Tech	63 72	103 A Indiana			65 53	
						66 N Chattanooga	41 50	134 N Northwestern			48 49	
								151 H Louisiana Tech			75 59	
								185 N Georgetown			60 40	
								304 H N.C. A&T			63 53	
								348 H La.-Monroe			67 41	
LAST 12 Division I GAMES:												
304	H	N.C. A&T	63 53	103	A	Indiana	65 53					
57	A	Virginia Tech	63 72	348	H	La.-Monroe	67 41					
				66	N	Chattanooga	41 50					
				134	N	Northwestern	48 49					
				185	N	Georgetown	60 40					
				151	H	Louisiana Tech	75 59					

Non-Div I Games:

Auburn

 Loss,
 Non-Conf,
 S Site,
 H Home
 A Away
N Neutral

Average RPI Win:	281	WON-LOST	WINNING	LAST 10	STRENGTH OF	OPP. STRENGTH	TEAM	ADJ.	CONF.	ADJ CONF.
Average RPI Loss:	40	RECORD	PCT. RANK	GAMES	SCHEDULE	OF SCHEDULE	RPI	RPI	RPI	RPI
DIV. I ONLY	4- 1	45	4- 1	327	164	152	152	21	21	
DIV. I NON-CONF.	4- 1	45	4- 1	327	164	152	152	21	21	
TOTALS	RPI 1-25	RPI 26-50	W-L RECORDS	RPI 51-100	RPI 101-150	RPI 150+				
4- 1	0- 0	0- 1	OVERALL	0- 0	0- 0	4- 0				
2- 0	0- 0	0- 0	HOME	0- 0	0- 0	2- 0				
2- 1	0- 0	0- 0	AWAY	0- 0	0- 0	2- 0				
0- 0	0- 0	0- 0	NEUTRAL	0- 0	0- 0	0- 0				
4- 1	0- 0	0- 1	NON-CONFERENCE	0- 0	0- 0	4- 0				
2- 0	0- 0	0- 0	HOME	0- 0	0- 0	2- 0				
2- 1	0- 0	0- 1	AWAY	0- 0	0- 0	2- 0				
0- 0	0- 0	0- 0	NEUTRAL	0- 0	0- 0	0- 0				
0- 0	0- 0	0- 0	CONFERENCE	0- 0	0- 0	0- 0				
0- 0	0- 0	0- 0	HOME	0- 0	0- 0	0- 0				
0- 0	0- 0	0- 0	AWAY	0- 0	0- 0	0- 0				
0- 0	0- 0	0- 0	NEUTRAL	0- 0	0- 0	0- 0				

RPI 1-25			RPI 26-50			RPI 51-100			RPI 101+			Team's RPI: 152
RPI	S	Opponent	Score	RPI	S	Opponent	Score	RPI	S	Opponent	Score	
				40	A	Butler	54 75					
								251	A	Alabama A&M	55 52	
								270	A	Lipscomb	71 63	
								284	H	Ark.-Pine Bluff	97 61	
								320	H	Evansville	82 73	
LAST 12 Division I GAMES:												
320	H	Evansville	82 73	40	A	Butler	54 75					
284	H	Ark.-Pine Bluff	97 61									
270	A	Lipscomb	71 63									
251	A	Alabama A&M	55 52									

Non-Div I Games: Christian Bros. 73 50 Trevecca Nazarene 80 72

Austin Peay

Average RPI Win:	338	WON-LOST	WINNING	LAST 10	STRENGTH OF	OPP. STRENGTH	TEAM	ADJ.	CONF.	ADJ CONF.
Average RPI Loss:	94	RECORD	PCT. RANK	GAMES	SCHEDULE	OF SCHEDULE	RPI	RPI	RPI	RPI
DIV. I ONLY	3- 4	194	3- 4	200	288	217	217	18	18	
DIV. I NON-CONF.	3- 4	194	3- 4	200	288	217	217	18	18	
TOTALS	RPI 1-25	RPI 26-50	W-L RECORDS	RPI 51-100	RPI 101-150	RPI 150+				
3- 4	0- 0	0- 2	OVERALL	0- 1	0- 0	3- 1				
2- 1	0- 0	0- 1	HOME	0- 0	0- 0	2- 0				
1- 3	0- 0	0- 1	AWAY	0- 1	0- 0	1- 1				
0- 0	0- 0	0- 0	NEUTRAL	0- 0	0- 0	0- 0				
3- 4	0- 0	0- 2	NON-CONFERENCE	0- 1	0- 0	3- 1				
2- 1	0- 0	0- 1	HOME	0- 0	0- 0	2- 0				
1- 3	0- 0	0- 1	AWAY	0- 1	0- 0	1- 1				
0- 0	0- 0	0- 0	NEUTRAL	0- 0	0- 0	0- 0				
0- 0	0- 0	0- 0	CONFERENCE	0- 0	0- 0	0- 0				
0- 0	0- 0	0- 0	HOME	0- 0	0- 0	0- 0				
0- 0	0- 0	0- 0	AWAY	0- 0	0- 0	0- 0				
0- 0	0- 0	0- 0	NEUTRAL	0- 0	0- 0	0- 0				

RPI S	Opponent	Score	RPI S	Opponent	Score	RPI S	Opponent	Score	RPI S	Opponent	Score	Team's RPI: 217
31	A Northern Colo.	74 79	49	H Georgia	63 79	80	A Washington	72 80	214	A Colorado St.	54 56	
									332	A Eastern Wash.	73 69	
									338	H Utah Valley	75 54	
									344	H Southern Utah	75 67	
LAST 12 Division I GAMES:												
80	A Washington	72 80	214	A Colorado St.	54 56	31	A Northern Colo.	74 79	49	H Georgia	63 79	
344	H Southern Utah	75 67	338	H Utah Valley	75 54	332	A Eastern Wash.	73 69				

Non-Div I Games:

BYU

Average RPI Win:	199	WON-LOST	WINNING	LAST 10	STRENGTH OF	OPP. STRENGTH	TEAM	ADJ.	CONF.	ADJ CONF.
Average RPI Loss:	0	RECORD	PCT. RANK	GAMES	SCHEDULE	OF SCHEDULE	RPI	RPI	RPI	RPI
DIV. I ONLY	6- 0	1	6- 0	323	42	78	78	8	8	
DIV. I NON-CONF.	6- 0	1	6- 0	323	42	78	78	8	8	
TOTALS	RPI 1-25	RPI 26-50	W-L RECORDS	RPI 51-100	RPI 101-150	RPI 150+				
6- 0	0- 0	1- 0	OVERALL	0- 0	1- 0	4- 0				
3- 0	0- 0	1- 0	HOME	0- 0	0- 0	2- 0				
3- 0	0- 0	0- 0	AWAY	0- 0	1- 0	2- 0				
0- 0	0- 0	0- 0	NEUTRAL	0- 0	0- 0	0- 0				
6- 0	0- 0	1- 0	NON-CONFERENCE	0- 0	1- 0	4- 0				
3- 0	0- 0	1- 0	HOME	0- 0	0- 0	2- 0				
3- 0	0- 0	0- 0	AWAY	0- 0	1- 0	2- 0				
0- 0	0- 0	0- 0	NEUTRAL	0- 0	0- 0	0- 0				
0- 0	0- 0	0- 0	CONFERENCE	0- 0	0- 0	0- 0				
0- 0	0- 0	0- 0	HOME	0- 0	0- 0	0- 0				
0- 0	0- 0	0- 0	AWAY	0- 0	0- 0	0- 0				
0- 0	0- 0	0- 0	NEUTRAL	0- 0	0- 0	0- 0				

RPI 1-25				RPI 26-50				RPI 51-100				Team's RPI: 78				RPI 101+			
RPI	S	Opponent	Score	RPI	S	Opponent	Score	RPI	S	Opponent	Score	RPI	S	Opponent	Score	RPI	S	Opponent	Score
				40	H	Butler	87 75									114	A	Vanderbilt	88 79
																195	A	Cleveland St.	76 64
																254	H	Missouri St.	70 58
																270	H	Lipscomb	84 46
																318	A	Tennessee St.	85 65
LAST 12 Division I GAMES:																			
				40	H	Butler	87 75					254	H	Missouri St.	70 58				
				318	A	Tennessee St.	85 65					195	A	Cleveland St.	76 64				
				114	A	Vanderbilt	88 79												
				270	H	Lipscomb	84 46												

Non-Div I Games:

Ball St.

Average RPI Win:	134	WON-LOST	WINNING	LAST 10	STRENGTH OF	OPP. STRENGTH	TEAM	ADJ.	CONF.	ADJ CONF.
Average RPI Loss:	43	RECORD	PCT. RANK	GAMES	SCHEDULE	OF SCHEDULE	RPI	RPI	RPI	RPI
DIV. I ONLY	7- 1	20	7- 1	105	23	25	25	5	5	
DIV. I NON-CONF.	7- 1	20	7- 1	105	23	25	25	5	5	
TOTALS	RPI 1-25	RPI 26-50	W-L RECORDS	RPI 51-100	RPI 101-150	RPI 150+				
7- 1	0- 0	2- 1	OVERALL	2- 0	1- 0	2- 0				
5- 0	0- 0	1- 0	HOME	2- 0	1- 0	1- 0				
0- 1	0- 0	0- 1	AWAY	0- 0	0- 0	0- 0				
2- 0	0- 0	1- 0	NEUTRAL	0- 0	0- 0	1- 0				
7- 1	0- 0	2- 1	NON-CONFERENCE	2- 0	1- 0	2- 0				
5- 0	0- 0	1- 0	HOME	2- 0	1- 0	1- 0				
0- 1	0- 0	0- 1	AWAY	0- 0	0- 0	0- 0				
2- 0	0- 0	1- 0	NEUTRAL	0- 0	0- 0	1- 0				
0- 0	0- 0	0- 0	CONFERENCE	0- 0	0- 0	0- 0				
0- 0	0- 0	0- 0	HOME	0- 0	0- 0	0- 0				
0- 0	0- 0	0- 0	AWAY	0- 0	0- 0	0- 0				
0- 0	0- 0	0- 0	NEUTRAL	0- 0	0- 0	0- 0				

RPI S	Opponent	Score	RPI S	Opponent	Score	RPI S	Opponent	Score	RPI S	Opponent	Score
42	H Stanford	81 57	43	A UCLA	68 82	48	N Georgia Tech	80 57	53	H Kentucky	90 63
									76	H Central Ark.	86 55
									135	H Lamar University	121 62
									254	N Missouri St.	100 58
									333	H Coppin St.	100 54
LAST 12 Division I GAMES:											
43	A UCLA	68 82	42	H Stanford	81 57	53	H Kentucky	90 63	48	N Georgia Tech	80 57
76	H Central Ark.	86 55	53	H Kentucky	90 63	48	N Georgia Tech	80 57	254	N Missouri St.	100 58
333	H Coppin St.	100 54	48	N Georgia Tech	80 57	254	N Missouri St.	100 58			
135	H Lamar University	121 62	254	N Missouri St.	100 58						

Non-Div I Games:

Baylor

Average RPI Win:	179	WON-LOST	WINNING	LAST 10	STRENGTH OF	OPP. STRENGTH	TEAM	ADJ.	CONF.	ADJ CONF.
Average RPI Loss:	66	RECORD	PCT. RANK	GAMES	SCHEDULE	OF SCHEDULE	RPI	RPI	RPI	RPI
DIV. I ONLY	6- 2	60	6- 2	211	27	77	77	21	21	
DIV. I NON-CONF.	6- 2	60	6- 2	211	27	77	77	21	21	
TOTALS	RPI 1-25	RPI 26-50	W-L RECORDS	RPI 51-100	RPI 101-150	RPI 150+				
6- 2	0- 0	1- 1	OVERALL	0- 1	1- 0	4- 0				
3- 0	0- 0	0- 0	HOME	0- 0	1- 0	2- 0				
1- 1	0- 0	0- 0	AWAY	0- 0	0- 0	1- 0				
2- 1	0- 0	1- 1	NEUTRAL	0- 0	0- 0	1- 0				
6- 2	0- 0	1- 1	NON-CONFERENCE	0- 1	1- 0	4- 0				
3- 0	0- 0	0- 0	HOME	0- 0	1- 0	2- 0				
1- 1	0- 0	0- 0	AWAY	0- 1	0- 0	1- 0				
2- 1	0- 0	1- 1	NEUTRAL	0- 0	0- 0	1- 0				
0- 0	0- 0	0- 0	CONFERENCE	0- 0	0- 0	0- 0				
0- 0	0- 0	0- 0	HOME	0- 0	0- 0	0- 0				
0- 0	0- 0	0- 0	AWAY	0- 0	0- 0	0- 0				
0- 0	0- 0	0- 0	NEUTRAL	0- 0	0- 0	0- 0				

RPI 1-25				RPI 26-50				RPI 51-100				Team's RPI: 77		RPI 101+			
RPI	S	Opponent	Score	RPI	S	Opponent	Score	RPI	S	Opponent	Score		RPI	S	Opponent	Score	
				32	N	FGCU	75 65	90	A	Oklahoma	73 96		131	H	Samford	83 46	
				42	N	Stanford	53 74						159	N	Gonzaga	71 63	
													229	H	Presbyterian	90 48	
													231	A	Tulsa	90 65	
													294	H	Fort Wayne	74 42	
LAST 12 Division I GAMES:																	
				229	H	Presbyterian	90 48	42	N	Stanford	53 74						
				32	N	FGCU	75 65	159	N	Gonzaga	71 63						
								131	H	Samford	83 46						
								294	H	Fort Wayne	74 42						
								231	A	Tulsa	90 65						
								90	A	Oklahoma	73 96						

Non-Div I Games: Trevecca Nazarene 97 39

Belmont

Average RPI Win:	301	WON-LOST	WINNING	LAST 10	STRENGTH OF	OPP. STRENGTH	TEAM	ADJ.	CONF.	ADJ CONF.
Average RPI Loss:	207	RECORD	PCT. RANK	GAMES	SCHEDULE	OF SCHEDULE	RPI	RPI	RPI	RPI
DIV. I ONLY	3- 2	122	3- 2	349	131	331	331	31	31	
DIV. I NON-CONF.	3- 2	122	3- 2	349	131	331	331	31	31	
TOTALS	RPI 1-25	RPI 26-50	W-L RECORDS	RPI 51-100	RPI 101-150	RPI 150+				
3- 2	0- 0	0- 0	OVERALL	0- 0	0- 1	3- 1				
2- 1	0- 0	0- 0	HOME	0- 0	0- 0	2- 1				
1- 1	0- 0	0- 0	AWAY	0- 0	0- 1	1- 0				
0- 0	0- 0	0- 0	NEUTRAL	0- 0	0- 0	0- 0				
3- 2	0- 0	0- 0	NON-CONFERENCE	0- 0	0- 1	3- 1				
2- 1	0- 0	0- 0	HOME	0- 0	0- 0	2- 1				
1- 1	0- 0	0- 0	AWAY	0- 0	0- 1	1- 0				
0- 0	0- 0	0- 0	NEUTRAL	0- 0	0- 0	0- 0				
0- 0	0- 0	0- 0	CONFERENCE	0- 0	0- 0	0- 0				
0- 0	0- 0	0- 0	HOME	0- 0	0- 0	0- 0				
0- 0	0- 0	0- 0	AWAY	0- 0	0- 0	0- 0				
0- 0	0- 0	0- 0	NEUTRAL	0- 0	0- 0	0- 0				

RPI 1-25			RPI 26-50			RPI 51-100			RPI 101+			Team's RPI: 331
RPI	S	Opponent	Score	RPI	S	Opponent	Score	RPI	S	Opponent	Score	
								108	A	North Florida	63	70
								287	H	Grand Canyon	69	60
								290	H	Prairie View	77	52
								305	H	Southeastern La.	58	60
								325	A	FIU	77	59
LAST 12 Division I GAMES:												
				287	H	Grand Canyon	69	60				
				108	A	North Florida	63	70				
				305	H	Southeastern La.	58	60				
				290	H	Prairie View	77	52				
				325	A	FIU	77	59				

Non-Div I Games: Edward Waters 101 60

Bethune-Cookman

■ Loss,
 ■ Non-Conf, S Site,
 ■ Home
 ■ Away
 N Neutral

Binghamton

Through Games Of Dec. 3, 2017

Average RPI Win:	260	WON-LOST	WINNING	LAST 10	STRENGTH OF	OPP. STRENGTH	TEAM	ADJ.	CONF.	ADJ CONF.
Average RPI Loss:	151	RECORD	PCT. RANK	GAMES	SCHEDULE	OF SCHEDULE	RPI	RPI	RPI	RPI
DIV. I ONLY	3- 4	194	3- 4	273	167	244	244	24	24	
DIV. I NON-CONF.	3- 4	194	3- 4	273	167	244	244	24	24	
TOTALS	RPI 1-25	RPI 26-50	W-L RECORDS	RPI 51-100	RPI 101-150	RPI 150+				
3- 4	0- 0	0- 0	OVERALL	0- 1	0- 1	3- 2				
1- 1	0- 0	0- 0	HOME	0- 1	0- 0	1- 0				
1- 2	0- 0	0- 0	AWAY	0- 0	0- 1	1- 1				
1- 1	0- 0	0- 0	NEUTRAL	0- 0	0- 0	1- 1				
3- 4	0- 0	0- 0	NON-CONFERENCE	0- 1	0- 1	3- 2				
1- 1	0- 0	0- 0	HOME	0- 1	0- 0	1- 0				
1- 2	0- 0	0- 0	AWAY	0- 0	0- 1	1- 1				
1- 1	0- 0	0- 0	NEUTRAL	0- 0	0- 0	1- 1				
0- 0	0- 0	0- 0	CONFERENCE	0- 0	0- 0	0- 0				
0- 0	0- 0	0- 0	HOME	0- 0	0- 0	0- 0				
0- 0	0- 0	0- 0	AWAY	0- 0	0- 0	0- 0				
0- 0	0- 0	0- 0	NEUTRAL	0- 0	0- 0	0- 0				

RPI 1-25				RPI 26-50				RPI 51-100				RPI 101+				Team's RPI: 244	
RPI	S	Opponent	Score	RPI	S	Opponent	Score	RPI	S	Opponent	Score	RPI	S	Opponent	Score		
								51	H	Yale	69	73	120	A	Army West Point	61	73
													194	N	UMES	68	51
													203	A	Bucknell	59	64
													231	N	Tulsa	55	60
													241	H	Penn	77	72
													344	A	Southern Utah	72	66
LAST 12 Division I GAMES:																	
				51	H	Yale	69	73	203	A	Bucknell	59	64				
									194	N	UMES	68	51				
									231	N	Tulsa	55	60				
									344	A	Southern Utah	72	66				
									241	H	Penn	77	72				
									120	A	Army West Point	61	73				

Non-Div I Games: SUNY Cortland 90 36

Binghamton

Loss, Non-Conf, S Site, H Home A Away N Neutral

Average RPI Win:	332	WON-LOST	WINNING	LAST 10	STRENGTH OF	OPP. STRENGTH	TEAM	ADJ.	CONF.	ADJ CONF.
Average RPI Loss:	206	RECORD	PCT. RANK	GAMES	SCHEDULE	OF SCHEDULE	RPI	RPI	RPI	RPI
DIV. I ONLY	1- 3	264	1- 3	310	346	317	317	27	27	
DIV. I NON-CONF.	1- 3	264	1- 3	310	346	317	317	27	27	
TOTALS	RPI 1-25	RPI 26-50	W-L RECORDS	RPI 51-100	RPI 101-150	RPI 150+				
1- 3	0- 0	0- 0	OVERALL	0- 1	0- 0	1- 2				
0- 1	0- 0	0- 0	HOME	0- 1	0- 0	0- 0				
1- 0	0- 0	0- 0	AWAY	0- 0	0- 0	1- 0				
0- 2	0- 0	0- 0	NEUTRAL	0- 0	0- 0	0- 2				
1- 3	0- 0	0- 0	NON-CONFERENCE	0- 1	0- 0	1- 2				
0- 1	0- 0	0- 0	HOME	0- 1	0- 0	0- 0				
1- 0	0- 0	0- 0	AWAY	0- 0	0- 0	1- 0				
0- 2	0- 0	0- 0	NEUTRAL	0- 0	0- 0	0- 2				
0- 0	0- 0	0- 0	CONFERENCE	0- 0	0- 0	0- 0				
0- 0	0- 0	0- 0	HOME	0- 0	0- 0	0- 0				
0- 0	0- 0	0- 0	AWAY	0- 0	0- 0	0- 0				
0- 0	0- 0	0- 0	NEUTRAL	0- 0	0- 0	0- 0				

RPI 1-25				RPI 26-50				RPI 51-100				RPI 101+				Team's RPI: 317	
RPI	S	Opponent	Score	RPI	S	Opponent	Score	RPI	S	Opponent	Score	RPI	S	Opponent	Score		
								58	H	Saint Mary's (CA)	72	74	235	N	San Diego	52	72
													326	N	Northern Ariz.	60	62
													332	A	Eastern Wash.	61	57
LAST 12 Division I GAMES:																	
				332	A	Eastern Wash.	61	57									
				58	H	Saint Mary's (CA)	72	74									
				326	N	Northern Ariz.	60	62									
				235	N	San Diego	52	72									

Non-Div I Games: Corban 94 50 Northwest Chrst. 83 51

Boise St.

Boston College

Through Games Of Dec. 3, 2017

Average RPI Win:	137	WON-LOST	WINNING	LAST 10	STRENGTH OF	OPP. STRENGTH	TEAM	ADJ.	CONF.	ADJ CONF.
Average RPI Loss:	159	RECORD	PCT. RANK	GAMES	SCHEDULE	OF SCHEDULE	RPI	RPI	RPI	RPI
DIV. I ONLY	3- 5	220	3- 5	58	284	180	180	3	3	
DIV. I NON-CONF.	3- 5	220	3- 5	58	284	180	180	3	3	
TOTALS	RPI 1-25	RPI 26-50	W-L RECORDS	RPI 51-100	RPI 101-150	RPI 150+				
3- 5	0- 0	1- 0	OVERALL	1- 1	0- 1	1- 3				
3- 1	0- 0	1- 0	HOME	1- 0	0- 0	1- 1				
0- 4	0- 0	0- 0	AWAY	0- 1	0- 1	0- 1				
0- 0	0- 0	0- 0	NEUTRAL	0- 0	0- 0	0- 0				
3- 5	0- 0	1- 0	NON-CONFERENCE	1- 1	0- 1	1- 3				
3- 1	0- 0	1- 0	HOME	1- 0	0- 0	1- 1				
0- 4	0- 0	0- 0	AWAY	0- 1	0- 1	0- 2				
0- 0	0- 0	0- 0	NEUTRAL	0- 0	0- 0	0- 0				
0- 0	0- 0	0- 0	CONFERENCE	0- 0	0- 0	0- 0				
0- 0	0- 0	0- 0	HOME	0- 0	0- 0	0- 0				
0- 0	0- 0	0- 0	AWAY	0- 0	0- 0	0- 0				
0- 0	0- 0	0- 0	NEUTRAL	0- 0	0- 0	0- 0				

RPI 1-25				RPI 26-50				RPI 51-100				RPI 101+				Team's RPI: 180	
RPI	S	Opponent	Score	RPI	S	Opponent	Score	RPI	S	Opponent	Score	RPI	S	Opponent	Score		
				36	H	Houston	79 74	54	A	Minnesota	68 78	109	A	Boston U.	57 61		
								96	H	Fordham	55 52	179	A	Columbia	60 68		
												200	A	Dartmouth	57 68		
												253	H	Fairfield	58 66		
												278	H	Bryant	65 42		
LAST 12 Division I GAMES:																	
				253	H	Fairfield	58 66	109	A	Boston U.	57 61						
				179	A	Columbia	60 68	36	H	Houston	79 74						
								54	A	Minnesota	68 78						
								96	H	Fordham	55 52						
								200	A	Dartmouth	57 68						
								278	H	Bryant	65 42						

Non-Div I Games:

Boston College

Loss, Non-Conf, S Site, H Home A Away N Neutral

Average RPI Win:	208	WON-LOST	WINNING	LAST 10	STRENGTH OF	OPP. STRENGTH	TEAM	ADJ.	CONF.	ADJ CONF.
Average RPI Loss:	129	RECORD	PCT. RANK	GAMES	SCHEDULE	OF SCHEDULE	RPI	RPI	RPI	RPI
DIV. I ONLY	5- 2	72	5- 2	270	125	109	109	13	13	
DIV. I NON-CONF.	5- 2	72	5- 2	270	125	109	109	13	13	
TOTALS	RPI 1-25	RPI 26-50	W-L RECORDS	RPI 51-100	RPI 101-150	RPI 150+				
5- 2	0- 0	0- 0	OVERALL	1- 0	0- 2	4- 0				
2- 0	0- 0	0- 0	HOME	0- 0	0- 0	2- 0				
3- 2	0- 0	0- 0	AWAY	1- 0	0- 2	2- 0				
0- 0	0- 0	0- 0	NEUTRAL	0- 0	0- 0	0- 0				
5- 2	0- 0	0- 0	NON-CONFERENCE	1- 0	0- 2	4- 0				
2- 0	0- 0	0- 0	HOME	0- 0	0- 0	2- 0				
3- 2	0- 0	0- 0	AWAY	1- 0	0- 2	2- 0				
0- 0	0- 0	0- 0	NEUTRAL	0- 0	0- 0	0- 0				
0- 0	0- 0	0- 0	CONFERENCE	0- 0	0- 0	0- 0				
0- 0	0- 0	0- 0	HOME	0- 0	0- 0	0- 0				
0- 0	0- 0	0- 0	AWAY	0- 0	0- 0	0- 0				
0- 0	0- 0	0- 0	NEUTRAL	0- 0	0- 0	0- 0				

RPI 1-25			RPI 26-50			RPI 51-100			RPI 101+			Team's RPI: 109
RPI	S	Opponent	Score	RPI	S	Opponent	Score	RPI	S	Opponent	Score	
						97	A Delaware	85 79				
									113	A New Hampshire	57 72	
									144	A Harvard	70 80	
									168	H Northeastern	74 73	
									180	H Boston College	61 57	
									278	A Bryant	78 61	
									319	A Vermont	57 41	
LAST 12 Division I GAMES:												
						319	A Vermont	57 41				
						278	A Bryant	78 61				
						180	H Boston College	61 57				
						144	A Harvard	70 80				
						97	A Delaware	85 79				
						113	A New Hampshire	57 72				
						168	H Northeastern	74 73				

Non-Div I Games:

Boston U.

■ Loss,
 ■ Non-Conf, S Site,
 ■ Home
 ■ Away
 N Neutral

Average RPI Win: 249		WON-LOST	WINNING	LAST 10	STRENGTH OF	OPP. STRENGTH	TEAM	ADJ.	CONF.	ADJ CONF.
Average RPI Loss: 249		RECORD	PCT. RANK	GAMES	SCHEDULE	OF SCHEDULE	RPI	RPI	RPI	RPI
DIV. I ONLY		6- 1	31	6- 1	314	217	163	163	8	8
DIV. I NON-CONF.		6- 1	31	6- 1	314	217	163	163	8	8
TOTALS		RPI 1-25	RPI 26-50	W-L RECORDS		RPI 51-100	RPI 101-150	RPI 150+		
6- 1	0- 0		0- 0	OVERALL		0- 0	0- 0	6- 1		
2- 1	0- 0		0- 0	HOME		0- 0	0- 0	2- 1		
2- 0	0- 0		0- 0	AWAY		0- 0	0- 0	2- 0		
2- 0	0- 0		0- 0	NEUTRAL		0- 0	0- 0	2- 0		
6- 1	0- 0		0- 0	NON-CONFERENCE		0- 0	0- 0	6- 1		
2- 1	0- 0		0- 0	HOME		0- 0	0- 0	2- 1		
2- 0	0- 0		0- 0	AWAY		0- 0	0- 0	2- 0		
2- 0	0- 0		0- 0	NEUTRAL		0- 0	0- 0	2- 0		
0- 0	0- 0		0- 0	CONFERENCE		0- 0	0- 0	0- 0		
0- 0	0- 0		0- 0	HOME		0- 0	0- 0	0- 0		
0- 0	0- 0		0- 0	AWAY		0- 0	0- 0	0- 0		
0- 0	0- 0		0- 0	NEUTRAL		0- 0	0- 0	0- 0		

RPI 1-25				RPI 26-50				RPI 51-100				RPI 101+				Team's RPI: 163	
RPI	S	Opponent	Score	RPI	S	Opponent	Score	RPI	S	Opponent	Score	RPI	S	Opponent	Score		
												223	A	Robert Morris	64	62	
												233	N	Fla. Atlantic	66	55	
												246	H	Eastern Ky.	77	60	
												247	A	Detroit Mercy	85	81	
												249	H	Canisius	57	71	
												263	H	Valparaiso	90	77	
												279	N	Norfolk St.	59	50	
LAST 12 Division I GAMES:																	
				247	A	Detroit Mercy	85 81	263	H	Valparaiso	90 77						
				246	H	Eastern Ky.	77 60	233	N	Fla. Atlantic	66 55						
								279	N	Norfolk St.	59 50						
								249	H	Canisius	57 71						
								223	A	Robert Morris	64 62						

Non-Div I Games:

Bowling Green

Loss, Non-Conf, S Site, H Home A Away N Neutral

Average RPI Win: 235		WON-LOST	WINNING	LAST 10	STRENGTH OF	OPP. STRENGTH	TEAM	ADJ.	CONF.	ADJ CONF.
Average RPI Loss: 139		RECORD	PCT. RANK	GAMES	SCHEDULE	OF SCHEDULE	RPI	RPI	RPI	RPI
DIV. I ONLY		3- 3	157	3- 3	168	279	174	174	28	28
DIV. I NON-CONF.		3- 3	157	3- 3	168	279	174	174	28	28
TOTALS		RPI 1-25	RPI 26-50	W-L RECORDS	RPI 51-100	RPI 101-150	RPI 150+			
3- 3	0- 0		0- 0	OVERALL	0- 0	1- 2	2- 1			
2- 0	0- 0		0- 0	HOME	0- 0	1- 0	1- 0			
0- 3	0- 0		0- 0	AWAY	0- 0	0- 2	0- 1			
1- 0	0- 0		0- 0	NEUTRAL	0- 0	0- 0	1- 0			
3- 3	0- 0		0- 0	NON-CONFERENCE	0- 0	1- 2	2- 1			
2- 0	0- 0		0- 0	HOME	0- 0	1- 0	1- 0			
0- 3	0- 0		0- 0	AWAY	0- 0	0- 2	0- 1			
1- 0	0- 0		0- 0	NEUTRAL	0- 0	0- 0	1- 0			
0- 0	0- 0		0- 0	CONFERENCE	0- 0	0- 0	0- 0			
0- 0	0- 0		0- 0	HOME	0- 0	0- 0	0- 0			
0- 0	0- 0		0- 0	AWAY	0- 0	0- 0	0- 0			
0- 0	0- 0		0- 0	NEUTRAL	0- 0	0- 0	0- 0			

RPI 1-25				RPI 26-50				RPI 51-100				RPI 101+ Team's RPI: 174			
RPI	S	Opponent	Score	RPI	S	Opponent	Score	RPI	S	Opponent	Score	RPI	S	Opponent	Score
												122	A	Southeast Mo. St.	53 57
												138	A	Northern Ill.	52 76
												140	H	Omaha	69 56
												156	A	Illinois	62 74
												236	N	Nicholls St.	75 65
												328	H	Ill.-Chicago	58 48
LAST 12 Division I GAMES:															
				328	H	Ill.-Chicago	58 48	156	A	Illinois	62 74				
				138	A	Northern Ill.	52 76	140	H	Omaha	69 56				
				122	A	Southeast Mo. St.	53 57								
				236	N	Nicholls St.	75 65								

Non-Div I Games:	Lincoln (MO)	88	44
------------------	--------------	----	----

Bradley

■ Loss, ■ Non-Conf, S Site, H Home A Away N Neutral

Average RPI Win:	204	WON-LOST	WINNING	LAST 10	STRENGTH OF	OPP. STRENGTH	TEAM	ADJ.	CONF.	ADJ CONF.
Average RPI Loss:	19	RECORD	PCT. RANK	GAMES	SCHEDULE	OF SCHEDULE	RPI	RPI	RPI	RPI
DIV. I ONLY	7- 1	20	7- 1	282	30	87	87	9	9	
DIV. I NON-CONF.	7- 1	20	7- 1	282	30	87	87	9	9	
TOTALS	RPI 1-25	RPI 26-50	W-L RECORDS	RPI 51-100	RPI 101-150	RPI 150+				
7- 1	0- 1	0- 0	OVERALL	1- 0	1- 0	5- 0				
2- 1	0- 1	0- 0	HOME	0- 0	0- 0	2- 0				
3- 0	0- 0	0- 0	AWAY	1- 0	0- 0	2- 0				
2- 0	0- 0	0- 0	NEUTRAL	0- 0	1- 0	1- 0				
7- 1	0- 1	0- 0	NON-CONFERENCE	1- 0	1- 0	5- 0				
2- 1	0- 1	0- 0	HOME	0- 0	0- 0	2- 0				
3- 0	0- 0	0- 0	AWAY	1- 0	0- 0	2- 0				
2- 0	0- 0	0- 0	NEUTRAL	0- 0	1- 0	1- 0				
0- 0	0- 0	0- 0	CONFERENCE	0- 0	0- 0	0- 0				
0- 0	0- 0	0- 0	HOME	0- 0	0- 0	0- 0				
0- 0	0- 0	0- 0	AWAY	0- 0	0- 0	0- 0				
0- 0	0- 0	0- 0	NEUTRAL	0- 0	0- 0	0- 0				

RPI 1-25				RPI 26-50				RPI 51-100				RPI 101+			
RPI	S	Opponent	Score	RPI	S	Opponent	Score	RPI	S	Opponent	Score	RPI	S	Opponent	Score
19	H	California	79 89					92	A	Providence	64 59	105	N	Hampton	73 66
												184	A	Pacific	74 57
												227	A	Central Conn. St.	78 55
												261	H	Holy Cross	82 78
												278	H	Bryant	85 62
												278	N	Bryant	72 60
LAST 12 Division I GAMES:															
105	N	Hampton	73 66	278	N	Bryant	72 60								
19	H	California	79 89	92	A	Providence	64 59								
227	A	Central Conn. St.	78 55	261	H	Holy Cross	82 78								
278	H	Bryant	85 62	184	A	Pacific	74 57								

Non-Div I Games:

Brown

Average RPI Win:	306	WON-LOST	WINNING	LAST 10	STRENGTH OF	OPP. STRENGTH	TEAM	ADJ.	CONF.	ADJ CONF.
Average RPI Loss:	145	RECORD	PCT. RANK	GAMES	SCHEDULE	OF SCHEDULE	RPI	RPI	RPI	RPI
DIV. I ONLY	1- 7	311	1- 7	146	297	278	278	25	25	
DIV. I NON-CONF.	1- 7	311	1- 7	146	297	278	278	25	25	
TOTALS	RPI 1-25	RPI 26-50	W-L RECORDS	RPI 51-100	RPI 101-150	RPI 150+				
1- 7	0- 0	0- 0	OVERALL	0- 2	0- 2	1- 3				
0- 2	0- 0	0- 0	HOME	0- 0	0- 2	0- 0				
0- 4	0- 0	0- 0	AWAY	0- 1	0- 0	0- 3				
1- 1	0- 0	0- 0	NEUTRAL	0- 1	0- 0	1- 0				
1- 7	0- 0	0- 0	NON-CONFERENCE	0- 2	0- 2	1- 3				
0- 2	0- 0	0- 0	HOME	0- 0	0- 2	0- 0				
0- 4	0- 0	0- 0	AWAY	0- 1	0- 0	0- 3				
1- 1	0- 0	0- 0	NEUTRAL	0- 1	0- 0	1- 0				
0- 0	0- 0	0- 0	CONFERENCE	0- 0	0- 0	0- 0				
0- 0	0- 0	0- 0	HOME	0- 0	0- 0	0- 0				
0- 0	0- 0	0- 0	AWAY	0- 0	0- 0	0- 0				
0- 0	0- 0	0- 0	NEUTRAL	0- 0	0- 0	0- 0				

RPI S	Opponent	Score	RPI S	Opponent	Score	RPI S	Opponent	Score	RPI S	Opponent	Score	Team's RPI: 278
						87 A	Brown	62 85	109 H	Boston U.	61 78	
						87 N	Brown	60 72	113 H	New Hampshire	65 74	
									178 A	Maine	68 70	
									180 A	Boston College	42 65	
									261 A	Holy Cross	57 59	
									306 N	Rhode Island	58 52	
LAST 12 Division I GAMES:												
87 N	Brown	60 72	109 H	Boston U.	61 78	261 A	Holy Cross	57 59	113 H	New Hampshire	65 74	
306 N	Rhode Island	58 52	178 A	Maine	68 70	87 A	Brown	62 85	180 A	Boston College	42 65	

Non-Div I Games:

Bryant

Bucknell

Through Games Of Dec. 3, 2017

Average RPI Win:	267	WON-LOST	WINNING	LAST 10	STRENGTH OF	OPP. STRENGTH	TEAM	ADJ.	CONF.	ADJ CONF.
Average RPI Loss:	114	RECORD	PCT. RANK	GAMES	SCHEDULE	OF SCHEDULE	RPI	RPI	RPI	RPI
DIV. I ONLY	6- 3	98	6- 3	297	157	203	203	13	13	
DIV. I NON-CONF.	6- 3	98	6- 3	297	157	203	203	13	13	
TOTALS	RPI 1-25	RPI 26-50	W-L RECORDS	RPI 51-100	RPI 101-150	RPI 150+				
6- 3	0- 0	0- 1	OVERALL	0- 1	0- 0	6- 1				
3- 2	0- 0	0- 0	HOME	0- 1	0- 0	3- 1				
3- 1	0- 0	0- 1	AWAY	0- 0	0- 0	3- 0				
0- 0	0- 0	0- 0	NEUTRAL	0- 0	0- 0	0- 0				
6- 3	0- 0	0- 1	NON-CONFERENCE	0- 1	0- 0	6- 1				
3- 2	0- 0	0- 0	HOME	0- 1	0- 0	3- 1				
3- 1	0- 0	0- 1	AWAY	0- 0	0- 0	3- 0				
0- 0	0- 0	0- 0	NEUTRAL	0- 0	0- 0	0- 0				
0- 0	0- 0	0- 0	CONFERENCE	0- 0	0- 0	0- 0				
0- 0	0- 0	0- 0	HOME	0- 0	0- 0	0- 0				
0- 0	0- 0	0- 0	AWAY	0- 0	0- 0	0- 0				
0- 0	0- 0	0- 0	NEUTRAL	0- 0	0- 0	0- 0				

RPI 1-25			RPI 26-50			RPI 51-100			RPI 101+			Team's RPI: 203
RPI	S	Opponent	Score	RPI	S	Opponent	Score	RPI	S	Opponent	Score	
				46	A	Drexel	54 63	52	H	Saint Joseph's	53 77	243 H St. Bonaventure 48 59
												244 H Binghamton 64 59
												245 H Akron 63 52
												249 H Canisius 76 57
												281 A Youngstown St. 66 60
												286 A Iona 60 53
												298 A Rider 76 71
LAST 12 Division I GAMES:												
				286	A	Iona	60 53	52	H	Saint Joseph's	53 77	
				244	H	Binghamton	64 59	245	H	Akron	63 52	
				249	H	Canisius	76 57	298	A	Rider	76 71	
				281	A	Youngstown St.	66 60					
				243	H	St. Bonaventure	48 59					
				46	A	Drexel	54 63					

Non-Div I Games:

Bucknell

Loss, Non-Conf, S Site, H Home A Away N Neutral

Average RPI Win:	170	WON-LOST	WINNING	LAST 10	STRENGTH OF	OPP. STRENGTH	TEAM	ADJ.	CONF.	ADJ CONF.
Average RPI Loss:	55	RECORD	PCT. RANK	GAMES	SCHEDULE	OF SCHEDULE	RPI	RPI	RPI	RPI
DIV. I ONLY	5- 1	38	5- 1	63	93	22	22	8	8	
DIV. I NON-CONF.	5- 1	38	5- 1	63	93	22	22	8	8	
TOTALS	RPI 1-25	RPI 26-50	W-L RECORDS	RPI 51-100	RPI 101-150	RPI 150+				
5- 1	0- 0	0- 0	OVERALL	1- 1	1- 0	3- 0				
2- 0	0- 0	0- 0	HOME	1- 0	0- 0	1- 0				
0- 1	0- 0	0- 0	AWAY	0- 1	0- 0	0- 0				
3- 0	0- 0	0- 0	NEUTRAL	0- 0	1- 0	2- 0				
5- 1	0- 0	0- 0	NON-CONFERENCE	1- 1	1- 0	3- 0				
2- 0	0- 0	0- 0	HOME	1- 0	0- 0	1- 0				
0- 1	0- 0	0- 0	AWAY	0- 1	0- 0	0- 0				
3- 0	0- 0	0- 0	NEUTRAL	0- 0	1- 0	2- 0				
0- 0	0- 0	0- 0	CONFERENCE	0- 0	0- 0	0- 0				
0- 0	0- 0	0- 0	HOME	0- 0	0- 0	0- 0				
0- 0	0- 0	0- 0	AWAY	0- 0	0- 0	0- 0				
0- 0	0- 0	0- 0	NEUTRAL	0- 0	0- 0	0- 0				

RPI	S	Opponent	Score	RPI	S	Opponent	Score	RPI	S	Opponent	Score
55	A	Arizona St.	57 76	97	H	Delaware	87 73	137	N	Clemson	61 41
								194	H	UMES	76 41
								209	N	UNLV	80 53
								213	N	Nebraska	82 72
LAST 12 Division I GAMES:											
213	N	Nebraska	82 72	209	N	UNLV	80 53				
194	H	UMES	76 41	55	A	Arizona St.	57 76				
97	H	Delaware	87 73	137	N	Clemson	61 41				

Non-Div I Games:

Buffalo

Average RPI Win:	217	WON-LOST	WINNING	LAST 10	STRENGTH OF	OPP. STRENGTH	TEAM	ADJ.	CONF.	ADJ CONF.
Average RPI Loss:	38	RECORD	PCT. RANK	GAMES	SCHEDULE	OF SCHEDULE	RPI	RPI	RPI	RPI
DIV. I ONLY	5- 4	153	5- 4	12	257	40	40	6	6	
DIV. I NON-CONF.	5- 4	153	5- 4	12	257	40	40	6	6	
TOTALS	RPI 1-25	RPI 26-50	W-L RECORDS	RPI 51-100	RPI 101-150	RPI 150+				
5- 4	0- 2	0- 1	OVERALL	1- 1	0- 0	4- 0				
2- 0	0- 0	0- 0	HOME	0- 0	0- 0	2- 0				
2- 2	0- 1	0- 0	AWAY	0- 1	0- 0	2- 0				
1- 2	0- 1	0- 1	NEUTRAL	1- 0	0- 0	0- 0				
5- 4	0- 2	0- 1	NON-CONFERENCE	1- 1	0- 0	4- 0				
2- 0	0- 0	0- 0	HOME	0- 0	0- 0	2- 0				
2- 2	0- 1	0- 0	AWAY	0- 1	0- 0	2- 0				
1- 2	0- 1	0- 1	NEUTRAL	1- 0	0- 0	0- 0				
0- 0	0- 0	0- 0	CONFERENCE	0- 0	0- 0	0- 0				
0- 0	0- 0	0- 0	HOME	0- 0	0- 0	0- 0				
0- 0	0- 0	0- 0	AWAY	0- 0	0- 0	0- 0				
0- 0	0- 0	0- 0	NEUTRAL	0- 0	0- 0	0- 0				

RPI 1-25				RPI 26-50				Team's RPI: 40				RPI 51-100				RPI 101+			
RPI	S	Opponent	Score	RPI	S	Opponent	Score	RPI	S	Opponent	Score	RPI	S	Opponent	Score	RPI	S	Opponent	Score
11	N	West Virginia	68 75	46	N	Drexel	62 76	57	N	Virginia Tech	79 77	152	H	Austin Peay	75 54				
15	A	South Fla.	55 71					78	A	Ball St.	75 87	270	H	Lipscomb	70 58				
												276	A	Illinois St.	56 45				
												330	A	Murray St.	88 59				
LAST 12 Division I GAMES:																			
276	A	Illinois St.	56 45	57	N	Virginia Tech	79 77	11	N	West Virginia	68 75								
78	A	Ball St.	75 87	15	A	South Fla.	55 71	270	H	Lipscomb	70 58								
46	N	Drexel	62 76	330	A	Murray St.	88 59	152	H	Austin Peay	75 54								

Non-Div I Games:

Butler

CSU Bakersfield

Through Games Of Dec. 3, 2017

Average RPI Win:	326	WON-LOST	WINNING	LAST 10	STRENGTH OF	OPP. STRENGTH	TEAM	ADJ.	CONF.	ADJ CONF.
Average RPI Loss:	158	RECORD	PCT. RANK	GAMES	SCHEDULE	OF SCHEDULE	RPI	RPI	RPI	RPI
DIV. I ONLY	2- 4	229	2- 4	302	270	269	269	32	32	
DIV. I NON-CONF.	2- 4	229	2- 4	302	270	269	269	32	32	
TOTALS	RPI 1-25	RPI 26-50	W-L RECORDS	RPI 51-100	RPI 101-150	RPI 150+				
2- 4	0- 0	0- 1	OVERALL	0- 1	0- 0	2- 2				
1- 0	0- 0	0- 0	HOME	0- 0	0- 0	1- 0				
1- 4	0- 0	0- 1	AWAY	0- 1	0- 0	1- 2				
0- 0	0- 0	0- 0	NEUTRAL	0- 0	0- 0	0- 0				
2- 4	0- 0	0- 1	NON-CONFERENCE	0- 1	0- 0	2- 2				
1- 0	0- 0	0- 0	HOME	0- 0	0- 0	1- 0				
1- 4	0- 0	0- 1	AWAY	0- 1	0- 0	1- 2				
0- 0	0- 0	0- 0	NEUTRAL	0- 0	0- 0	0- 0				
0- 0	0- 0	0- 0	CONFERENCE	0- 0	0- 0	0- 0				
0- 0	0- 0	0- 0	HOME	0- 0	0- 0	0- 0				
0- 0	0- 0	0- 0	AWAY	0- 0	0- 0	0- 0				
0- 0	0- 0	0- 0	NEUTRAL	0- 0	0- 0	0- 0				

RPI 1-25				RPI 26-50				RPI 51-100				RPI 101+Team's RPI: 269			
RPI	S	Opponent	Score	RPI	S	Opponent	Score	RPI	S	Opponent	Score	RPI	S	Opponent	Score
				42	A	Stanford	34 57	85	A	UTEP	56 67	210	A	SMU	29 41
												293	A	San Jose St.	57 67
												308	H	Cal St. Fullerton	55 43
												344	A	Southern Utah	46 45
LAST 12 Division I GAMES:															
				210	A	SMU	29 41								
				344	A	Southern Utah	46 45								
				308	H	Cal St. Fullerton	55 43								
				42	A	Stanford	34 57								
				293	A	San Jose St.	57 67								
				85	A	UTEP	56 67								

Non-Div I Games: Fresno Pacific 74 63

CSU Bakersfield

Loss, Non-Conf, S Site, H Home A Away N Neutral

Average RPI Win:	299	WON-LOST	WINNING	LAST 10	STRENGTH OF	OPP. STRENGTH	TEAM	ADJ.	CONF.	ADJ CONF.
Average RPI Loss:	147	RECORD	PCT. RANK	GAMES	SCHEDULE	OF SCHEDULE	RPI	RPI	RPI	RPI
DIV. I ONLY	2- 6	264	2- 6	232	223	296	296	26	26	
DIV. I NON-CONF.	2- 6	264	2- 6	232	223	296	296	26	26	
TOTALS	RPI 1-25	RPI 26-50	W-L RECORDS	RPI 51-100	RPI 101-150	RPI 150+				
2- 6	0- 1	0- 0	OVERALL	0- 1	0- 0	2- 4				
2- 2	0- 0	0- 0	HOME	0- 0	0- 0	2- 2				
0- 3	0- 1	0- 0	AWAY	0- 0	0- 0	0- 2				
0- 1	0- 0	0- 0	NEUTRAL	0- 1	0- 0	0- 0				
2- 6	0- 1	0- 0	NON-CONFERENCE	0- 1	0- 0	2- 4				
2- 2	0- 0	0- 0	HOME	0- 0	0- 0	2- 2				
0- 3	0- 1	0- 0	AWAY	0- 0	0- 0	0- 2				
0- 1	0- 0	0- 0	NEUTRAL	0- 1	0- 0	0- 0				
0- 0	0- 0	0- 0	CONFERENCE	0- 0	0- 0	0- 0				
0- 0	0- 0	0- 0	HOME	0- 0	0- 0	0- 0				
0- 0	0- 0	0- 0	AWAY	0- 0	0- 0	0- 0				
0- 0	0- 0	0- 0	NEUTRAL	0- 0	0- 0	0- 0				

RPI 1-25				RPI 26-50			RPI 51-100			RPI 101+			Team's RPI: 296
RPI	S	Opponent	Score	RPI	S	Opponent	RPI	S	Opponent	RPI	S	Opponent	Score
23	A	Oregon	43 91				74	N	Milwaukee	155	H	Idaho	75 80
										189	A	San Diego St.	55 58
										191	H	Weber St.	61 64
										248	A	New Orleans	73 76
										289	H	Fresno St.	85 72
										309	H	Arizona	66 63
LAST 12 Division I GAMES:													
189	A	San Diego St.	55 58	289	H	Fresno St.	85	72					
23	A	Oregon	43 91	191	H	Weber St.	61	64					
				309	H	Arizona	66	63					
				155	H	Idaho	75	80					
				74	N	Milwaukee	50	58					
				248	A	New Orleans	73	76					

Non-Div I Games:

CSUN

Average RPI Win:	246	WON-LOST	WINNING	LAST 10	STRENGTH OF	OPP. STRENGTH	TEAM	ADJ.	CONF.	ADJ CONF.
Average RPI Loss:	162	RECORD	PCT. RANK	GAMES	SCHEDULE	OF SCHEDULE	RPI	RPI	RPI	RPI
DIV. I ONLY	2- 3	214	2- 3	257	244	277	277	26	26	
DIV. I NON-CONF.	2- 3	214	2- 3	257	244	277	277	26	26	
TOTALS	RPI 1-25	RPI 26-50	W-L RECORDS	RPI 51-100	RPI 101-150	RPI 150+				
2- 3	0- 0	0- 0	OVERALL	0- 1	0- 0	2- 2				
2- 1	0- 0	0- 0	HOME	0- 0	0- 0	2- 1				
0- 2	0- 0	0- 0	AWAY	0- 1	0- 0	0- 1				
0- 0	0- 0	0- 0	NEUTRAL	0- 0	0- 0	0- 0				
2- 3	0- 0	0- 0	NON-CONFERENCE	0- 1	0- 0	2- 2				
2- 1	0- 0	0- 0	HOME	0- 0	0- 0	2- 1				
0- 2	0- 0	0- 0	AWAY	0- 1	0- 0	0- 1				
0- 0	0- 0	0- 0	NEUTRAL	0- 0	0- 0	0- 0				
0- 0	0- 0	0- 0	CONFERENCE	0- 0	0- 0	0- 0				
0- 0	0- 0	0- 0	HOME	0- 0	0- 0	0- 0				
0- 0	0- 0	0- 0	AWAY	0- 0	0- 0	0- 0				
0- 0	0- 0	0- 0	NEUTRAL	0- 0	0- 0	0- 0				

RPI 1-25				RPI 26-50				RPI 51-100				RPI 101+				Team's RPI: 277	
RPI	S	Opponent	Score	RPI	S	Opponent	Score	RPI	S	Opponent	Score	RPI	S	Opponent	Score		
								58	A	Saint Mary's (CA)	64	82	205	A	San Francisco	71	83
													205	H	San Francisco	88	83
													223	H	Robert Morris	50	66
													287	H	Grand Canyon	75	69
LAST 12 Division I GAMES:																	
				205	H	San Francisco	88	83	205	A	San Francisco	71	83				
				223	H	Robert Morris	50	66									
				58	A	Saint Mary's (CA)	64	82									
				287	H	Grand Canyon	75	69									

Non-Div I Games: Cal St. Monterey Ba77 44

Cal Poly

Average RPI Win:	305	WON-LOST	WINNING	LAST 10	STRENGTH OF	OPP. STRENGTH	TEAM	ADJ.	CONF.	ADJ CONF.
Average RPI Loss:	232	RECORD	PCT. RANK	GAMES	SCHEDULE	OF SCHEDULE	RPI	RPI	RPI	RPI
DIV. I ONLY	2- 6	264	2- 6	293	325	308	308	26	26	
DIV. I NON-CONF.	2- 6	264	2- 6	293	325	308	308	26	26	
TOTALS	RPI 1-25	RPI 26-50	W-L RECORDS	RPI 51-100	RPI 101-150	RPI 150+				
2- 6	0- 0	0- 0	OVERALL	0- 0	0- 0	2- 6				
1- 1	0- 0	0- 0	HOME	0- 0	0- 0	1- 1				
1- 4	0- 0	0- 0	AWAY	0- 0	0- 0	1- 4				
0- 1	0- 0	0- 0	NEUTRAL	0- 0	0- 0	0- 1				
2- 6	0- 0	0- 0	NON-CONFERENCE	0- 0	0- 0	2- 6				
1- 1	0- 0	0- 0	HOME	0- 0	0- 0	1- 1				
1- 4	0- 0	0- 0	AWAY	0- 0	0- 0	1- 4				
0- 1	0- 0	0- 0	NEUTRAL	0- 0	0- 0	0- 1				
0- 0	0- 0	0- 0	CONFERENCE	0- 0	0- 0	0- 0				
0- 0	0- 0	0- 0	HOME	0- 0	0- 0	0- 0				
0- 0	0- 0	0- 0	AWAY	0- 0	0- 0	0- 0				
0- 0	0- 0	0- 0	NEUTRAL	0- 0	0- 0	0- 0				

RPI 1-25			RPI 26-50			RPI 51-100			RPI 101+			Team's RPI: 308
RPI	S	Opponent	Score	RPI	S	Opponent	Score	RPI	S	Opponent	Score	
								177	N	Oral Roberts	50	60
								184	A	Pacific	65	81
								189	A	San Diego St.	58	59
								259	H	Denver	58	83
								269	A	CSU Bakersfield	43	55
								282	A	Santa Clara	73	69
								315	A	Montana	47	68
								327	H	Portland	66	61
LAST 12 Division I GAMES:												
189	A	San Diego St.	58	59	177	N	Oral Roberts	50	60			
184	A	Pacific	65	81	315	A	Montana	47	68			
282	A	Santa Clara	73	69	259	H	Denver	58	83			
					327	H	Portland	66	61			
					269	A	CSU Bakersfield	43	55			

Non-Div I Games:

Cal St. Fullerton

■ Loss,
 ■ Non-Conf,
 ■ S Site,
 ■ H Home
 ■ A Away
 N Neutral

Average RPI Win:	163	WON-LOST	WINNING	LAST 10	STRENGTH OF	OPP. STRENGTH	TEAM	ADJ.	CONF.	ADJ CONF.
Average RPI Loss:	21	RECORD	PCT. RANK	GAMES	SCHEDULE	OF SCHEDULE	RPI	RPI	RPI	RPI
DIV. I ONLY	5- 2	72	5- 2	14	86	19	19	2	2	
DIV. I NON-CONF.	5- 2	72	5- 2	14	86	19	19	2	2	
TOTALS	RPI 1-25	RPI 26-50	W-L RECORDS	RPI 51-100	RPI 101-150	RPI 150+				
5- 2	0- 1	0- 1	OVERALL	2- 0	1- 0	2- 0				
3- 1	0- 0	0- 1	HOME	1- 0	1- 0	1- 0				
2- 1	0- 1	0- 0	AWAY	1- 0	0- 0	1- 0				
0- 0	0- 0	0- 0	NEUTRAL	0- 0	0- 0	0- 0				
5- 2	0- 1	0- 1	NON-CONFERENCE	2- 0	1- 0	2- 0				
3- 1	0- 0	0- 1	HOME	1- 0	1- 0	1- 0				
2- 1	0- 1	0- 0	AWAY	1- 0	0- 0	1- 0				
0- 0	0- 0	0- 0	NEUTRAL	0- 0	0- 0	0- 0				
0- 0	0- 0	0- 0	CONFERENCE	0- 0	0- 0	0- 0				
0- 0	0- 0	0- 0	HOME	0- 0	0- 0	0- 0				
0- 0	0- 0	0- 0	AWAY	0- 0	0- 0	0- 0				
0- 0	0- 0	0- 0	NEUTRAL	0- 0	0- 0	0- 0				

RPI 1-25				RPI 26-50				RPI 51-100				RPI 101+			
RPI	S	Opponent	Score	RPI	S	Opponent	Score	RPI	S	Opponent	Score	RPI	S	Opponent	Score
1	A	UConn	47 82	41	H	Missouri	52 55	58	H	Saint Mary's (CA)	87 80	145	H	Seattle U	87 67
								87	A	Brown	89 79	242	H	Manhattan	87 66
												282	A	Santa Clara	79 41
LAST 12 Division I GAMES:															
282	A	Santa Clara	79 41	242	H	Manhattan	87 66	87	A	Brown	89 79	1	A	UConn	47 82
145	H	Seattle U	87 67	41	H	Missouri	52 55	58	H	Saint Mary's (CA)	87 80				

Non-Div I Games:

California

Average RPI Win: 294		WON-LOST	WINNING	LAST 10	STRENGTH OF	OPP. STRENGTH	TEAM	ADJ.	CONF.	ADJ CONF.
Average RPI Loss: 60		RECORD	PCT. RANK	GAMES	SCHEDULE	OF SCHEDULE	RPI	RPI	RPI	RPI
DIV. I ONLY		3- 2	122	3- 2	177	294	148	148	30	30
DIV. I NON-CONF.		3- 2	122	3- 2	177	294	148	148	30	30
TOTALS	RPI 1-25	RPI 26-50		W-L RECORDS		RPI 51-100	RPI 101-150	RPI 150+		
3- 2	0- 0	0- 1		OVERALL		0- 1	0- 0	3- 0		
1- 1	0- 0	0- 0		HOME		0- 1	0- 0	1- 0		
2- 1	0- 0	0- 0		AWAY		0- 0	0- 0	2- 0		
0- 0	0- 0	0- 0		NEUTRAL		0- 0	0- 0	0- 0		
3- 2	0- 0	0- 1		NON-CONFERENCE		0- 1	0- 0	3- 0		
1- 1	0- 0	0- 0		HOME		0- 1	0- 0	1- 0		
2- 1	0- 0	0- 1		AWAY		0- 0	0- 0	2- 0		
0- 0	0- 0	0- 0		NEUTRAL		0- 0	0- 0	0- 0		
0- 0	0- 0	0- 0		CONFERENCE		0- 0	0- 0	0- 0		
0- 0	0- 0	0- 0		HOME		0- 0	0- 0	0- 0		
0- 0	0- 0	0- 0		AWAY		0- 0	0- 0	0- 0		
0- 0	0- 0	0- 0		NEUTRAL		0- 0	0- 0	0- 0		

RPI 1-25				RPI 26-50				RPI 51-100				RPI 101+ Team's RPI: 148			
RPI	S	Opponent	Score	RPI	S	Opponent	Score	RPI	S	Opponent	Score	RPI	S	Opponent	Score
				26	A	Kansas	48 66	94	H	Mercer	57 58	260	A	Col. of Charleston	53 45
												311	A	UNCG	72 61
												312	H	USC Upstate	69 49
LAST 12 Division I GAMES:															
				260	A	Col. of Charleston	53 45	94	H	Mercer	57 58				
				312	H	USC Upstate	69 49	311	A	UNCG	72 61				
				26	A	Kansas	48 66								

Non-Div I Games:	William Peace	94	42
------------------	---------------	----	----

Campbell

■ Loss, ■ Non-Conf, S Site, H Home A Away N Neutral

Average RPI Win:	203	WON-LOST	WINNING	LAST 10	STRENGTH OF	OPP. STRENGTH	TEAM	ADJ.	CONF.	ADJ CONF.
Average RPI Loss:	196	RECORD	PCT. RANK	GAMES	SCHEDULE	OF SCHEDULE	RPI	RPI	RPI	RPI
DIV. I ONLY	2- 5	244	2- 5	141	312	249	249	19	19	
DIV. I NON-CONF.	2- 5	244	2- 5	141	312	249	249	19	19	
TOTALS	RPI 1-25	RPI 26-50	W-L RECORDS	RPI 51-100	RPI 101-150	RPI 150+				
2- 5	0- 0	0- 0	OVERALL	0- 0	0- 1	2- 4				
1- 3	0- 0	0- 0	HOME	0- 0	0- 0	1- 3				
1- 2	0- 0	0- 0	AWAY	0- 0	0- 1	1- 0				
0- 0	0- 0	0- 0	NEUTRAL	0- 0	0- 0	0- 0				
2- 5	0- 0	0- 0	NON-CONFERENCE	0- 0	0- 1	2- 4				
1- 3	0- 0	0- 0	HOME	0- 0	0- 0	1- 3				
1- 2	0- 0	0- 0	AWAY	0- 0	0- 1	1- 1				
0- 0	0- 0	0- 0	NEUTRAL	0- 0	0- 0	0- 0				
0- 0	0- 0	0- 0	CONFERENCE	0- 0	0- 0	0- 0				
0- 0	0- 0	0- 0	HOME	0- 0	0- 0	0- 0				
0- 0	0- 0	0- 0	AWAY	0- 0	0- 0	0- 0				
0- 0	0- 0	0- 0	NEUTRAL	0- 0	0- 0	0- 0				

RPI 1-25				RPI 26-50				RPI 51-100				RPI 101+				Team's RPI: 249	
RPI	S	Opponent	Score	RPI	S	Opponent	Score	RPI	S	Opponent	Score	RPI	S	Opponent	Score		
												139	A	Miami (OH)	47	72	
												158	H	Oakland	48	83	
												163	A	Bowling Green	71	57	
												201	H	Colgate	63	70	
												203	A	Bucknell	57	76	
												243	H	St. Bonaventure	71	69	
												280	H	Cornell	59	67	
LAST 12 Division I GAMES:																	
				139	A	Miami (OH)	47	72	280	H	Cornell	59	67				
				158	H	Oakland	48	83	163	A	Bowling Green	71	57				
				203	A	Bucknell	57	76	243	H	St. Bonaventure	71	69				
									201	H	Colgate	63	70				

Non-Div I Games:

Canisius

Loss, Non-Conf, S Site, H Home A Away N Neutral

Central Ark.

Through Games Of Dec. 3, 2017

Average RPI Win:	272	WON-LOST	WINNING	LAST 10	STRENGTH OF	OPP. STRENGTH	TEAM	ADJ.	CONF.	ADJ CONF.
Average RPI Loss:	26	RECORD	PCT. RANK	GAMES	SCHEDULE	OF SCHEDULE	RPI	RPI	RPI	RPI
DIV. I ONLY	1- 2	229	1- 2	6	232	76	76	22	22	
DIV. I NON-CONF.	1- 2	229	1- 2	6	232	76	76	22	22	
TOTALS	RPI 1-25	RPI 26-50	W-L RECORDS	RPI 51-100	RPI 101-150	RPI 150+				
1- 2	0- 1	0- 1	OVERALL	0- 0	0- 0	1- 0				
1- 0	0- 0	0- 0	HOME	0- 0	0- 0	1- 0				
0- 2	0- 0	0- 0	AWAY	0- 0	0- 0	0- 0				
0- 0	0- 0	0- 0	NEUTRAL	0- 0	0- 0	0- 0				
1- 2	0- 1	0- 1	NON-CONFERENCE	0- 0	0- 0	1- 0				
1- 0	0- 0	0- 0	HOME	0- 0	0- 0	1- 0				
0- 2	0- 1	0- 1	AWAY	0- 0	0- 0	0- 0				
0- 0	0- 0	0- 0	NEUTRAL	0- 0	0- 0	0- 0				
0- 0	0- 0	0- 0	CONFERENCE	0- 0	0- 0	0- 0				
0- 0	0- 0	0- 0	HOME	0- 0	0- 0	0- 0				
0- 0	0- 0	0- 0	AWAY	0- 0	0- 0	0- 0				
0- 0	0- 0	0- 0	NEUTRAL	0- 0	0- 0	0- 0				

RPI 1-25				RPI 26-50				RPI 51-100				RPI 101+			
RPI	S	Opponent	Score	RPI	S	Opponent	Score	RPI	S	Opponent	Score	RPI	S	Opponent	Score
25	A	Baylor	55 86	27	A	Tennessee	34 77					272	H	Alcorn	75 52
LAST 12 Division I GAMES:															
25	A	Baylor	55 86	27	A	Tennessee	34 77	272	H	Alcorn	75 52				

Non-Div I Games: Crowley's Ridge 106 23 Hendrix 79 22

Central Ark.

■ Loss,
 ■ Non-Conf,
 ■ S Site,
 ■ H Home
 ■ A Away
 N Neutral

Average RPI Win:	0	WON-LOST	WINNING	LAST 10	STRENGTH OF	OPP. STRENGTH	TEAM	ADJ.	CONF.	ADJ CONF.
Average RPI Loss:	113	RECORD	PCT. RANK	GAMES	SCHEDULE	OF SCHEDULE	RPI	RPI	RPI	RPI
DIV. I ONLY	0- 7	323	0- 7	19	287	227	227	25	25	
DIV. I NON-CONF.	0- 7	323	0- 7	19	287	227	227	25	25	
TOTALS	RPI 1-25	RPI 26-50	W-L RECORDS	RPI 51-100	RPI 101-150	RPI 150+				
0- 7	0- 1	0- 0	OVERALL	0- 2	0- 1	0- 3				
0- 3	0- 0	0- 0	HOME	0- 1	0- 1	0- 1				
0- 4	0- 1	0- 0	AWAY	0- 1	0- 0	0- 2				
0- 0	0- 0	0- 0	NEUTRAL	0- 0	0- 0	0- 0				
0- 7	0- 1	0- 0	NON-CONFERENCE	0- 2	0- 1	0- 3				
0- 3	0- 0	0- 0	HOME	0- 1	0- 1	0- 1				
0- 4	0- 1	0- 0	AWAY	0- 1	0- 0	0- 2				
0- 0	0- 0	0- 0	NEUTRAL	0- 0	0- 0	0- 0				
0- 0	0- 0	0- 0	CONFERENCE	0- 0	0- 0	0- 0				
0- 0	0- 0	0- 0	HOME	0- 0	0- 0	0- 0				
0- 0	0- 0	0- 0	AWAY	0- 0	0- 0	0- 0				
0- 0	0- 0	0- 0	NEUTRAL	0- 0	0- 0	0- 0				

RPI	S	Opponent	Score
11	A	West Virginia	52 102

RPI	S	Opponent	Score
-----	---	----------	-------

RPI	S	Opponent	Score
75	A	Penn St.	66 83
87	H	Brown	55 78

RPI	S	Opponent	Score	Team's RPI: 227
115	H	Albany (NY)	60 72	
164	A	Virginia	59 103	
170	A	Duquesne	58 83	
172	H	Morgan St.	41 61	

LAST 12 Division I GAMES:

170	A	Duquesne	58 83	164	A	Virginia	59 103
172	H	Morgan St.	41 61	11	A	West Virginia	52 102
115	H	Albany (NY)	60 72				
75	A	Penn St.	66 83				
87	H	Brown	55 78				

Non-Div I Games:

Central Conn. St.

■ Loss,
 ■ Non-Conf, S Site,
 ■ Home
 ■ Away
 N Neutral

Average RPI Win:	192	WON-LOST	WINNING	LAST 10	STRENGTH OF	OPP. STRENGTH	TEAM	ADJ.	CONF.	ADJ CONF.
Average RPI Loss:	21	RECORD	PCT. RANK	GAMES	SCHEDULE	OF SCHEDULE	RPI	RPI	RPI	RPI
DIV. I ONLY	5- 1	38	5- 1	140	120	65	65	8	8	
DIV. I NON-CONF.	5- 1	38	5- 1	140	120	65	65	8	8	
TOTALS	RPI 1-25	RPI 26-50	W-L RECORDS	RPI 51-100	RPI 101-150	RPI 150+				
5- 1	0- 1	0- 0	OVERALL	0- 0	1- 0	4- 0				
2- 1	0- 1	0- 0	HOME	0- 0	1- 0	1- 0				
1- 0	0- 0	0- 0	AWAY	0- 0	0- 0	1- 0				
2- 0	0- 0	0- 0	NEUTRAL	0- 0	0- 0	2- 0				
5- 1	0- 1	0- 0	NON-CONFERENCE	0- 0	1- 0	4- 0				
2- 1	0- 1	0- 0	HOME	0- 0	1- 0	1- 0				
1- 0	0- 0	0- 0	AWAY	0- 0	0- 0	1- 0				
2- 0	0- 0	0- 0	NEUTRAL	0- 0	0- 0	2- 0				
0- 0	0- 0	0- 0	CONFERENCE	0- 0	0- 0	0- 0				
0- 0	0- 0	0- 0	HOME	0- 0	0- 0	0- 0				
0- 0	0- 0	0- 0	AWAY	0- 0	0- 0	0- 0				
0- 0	0- 0	0- 0	NEUTRAL	0- 0	0- 0	0- 0				

RPI 1-25				RPI 26-50				RPI 51-100				Team's RPI: 65	RPI 101+			
RPI	S	Opponent	Score	RPI	S	Opponent	Score	RPI	S	Opponent	Score		RPI	S	Opponent	Score
21	H	Purdue	69 79										114	H	Vanderbilt	92 75
													158	A	Oakland	103 85
													189	N	San Diego St.	85 76
													238	N	Iowa St.	81 60
													260	H	Col. of Charleston	79 58
LAST 12 Division I GAMES:																
				114	H	Vanderbilt	92 75						158	A	Oakland	103 85
				21	H	Purdue	69 79						238	N	Iowa St.	81 60
													189	N	San Diego St.	85 76
													260	H	Col. of Charleston	79 58

Non-Div I Games: Aquinas 96 47

Central Mich.

Average RPI Win: 333		WON-LOST	WINNING	LAST 10	STRENGTH OF	OPP. STRENGTH	TEAM	ADJ.	CONF.	ADJ CONF.
Average RPI Loss: 211		RECORD	PCT. RANK	GAMES	SCHEDULE	OF SCHEDULE	RPI	RPI	RPI	RPI
DIV. I ONLY		1- 4	277	1- 4	335	255	340	340	30	30
DIV. I NON-CONF.		1- 4	277	1- 4	335	255	340	340	30	30
TOTALS	RPI 1-25	RPI 26-50		W-L RECORDS		RPI 51-100	RPI 101-150	RPI 150+		
1- 4	0- 0	0- 0		OVERALL		0- 0	0- 2	1- 2		
1- 1	0- 0	0- 0		HOME		0- 0	0- 0	1- 1		
0- 2	0- 0	0- 0		AWAY		0- 0	0- 0	0- 1		
0- 1	0- 0	0- 0		NEUTRAL		0- 0	0- 1	0- 0		
1- 4	0- 0	0- 0		NON-CONFERENCE		0- 0	0- 2	1- 2		
1- 1	0- 0	0- 0		HOME		0- 0	0- 0	1- 1		
0- 2	0- 0	0- 0		AWAY		0- 0	0- 1	0- 1		
0- 1	0- 0	0- 0		NEUTRAL		0- 0	0- 1	0- 0		
0- 0	0- 0	0- 0		CONFERENCE		0- 0	0- 0	0- 0		
0- 0	0- 0	0- 0		HOME		0- 0	0- 0	0- 0		
0- 0	0- 0	0- 0		AWAY		0- 0	0- 0	0- 0		
0- 0	0- 0	0- 0		NEUTRAL		0- 0	0- 0	0- 0		

RPI 1-25				RPI 26-50				RPI 51-100				RPI 101+				Team's RPI: 340	
RPI	S	Opponent	Score	RPI	S	Opponent	Score	RPI	S	Opponent	Score	RPI	S	Opponent	Score		
												111	N	Hartford	43	62	
												137	A	Clemson	30	66	
												270	H	Lipscomb	54	58	
												325	A	FIU	70	77	
												333	H	Coppin St.	72	58	
LAST 12 Division I GAMES:																	
				137	A	Clemson	30	66	270	H	Lipscomb	54	58				
				325	A	FIU	70	77									
				111	N	Hartford	43	62									
				333	H	Coppin St.	72	58									

Non-Div I Games:	Erskine	79	43
------------------	---------	----	----

Charleston So.

■ Loss, ■ Non-Conf, S Site, H Home A Away N Neutral

Average RPI Win:	282	WON-LOST	WINNING	LAST 10	STRENGTH OF	OPP. STRENGTH	TEAM	ADJ.	CONF.	ADJ CONF.
Average RPI Loss:	87	RECORD	PCT. RANK	GAMES	SCHEDULE	OF SCHEDULE	RPI	RPI	RPI	RPI
DIV. I ONLY	3- 5	220	3- 5	109	235	199	199	16	16	
DIV. I NON-CONF.	3- 5	220	3- 5	109	235	199	199	16	16	
TOTALS	RPI 1-25	RPI 26-50	W-L RECORDS	RPI 51-100	RPI 101-150	RPI 150+				
3- 5	0- 1	0- 2	OVERALL	0- 1	0- 0	3- 1				
2- 1	0- 0	0- 1	HOME	0- 0	0- 0	2- 0				
1- 2	0- 0	0- 0	AWAY	0- 1	0- 0	1- 1				
0- 2	0- 1	0- 1	NEUTRAL	0- 0	0- 0	0- 0				
3- 5	0- 1	0- 2	NON-CONFERENCE	0- 1	0- 0	3- 1				
2- 1	0- 0	0- 1	HOME	0- 0	0- 0	2- 0				
1- 2	0- 0	0- 0	AWAY	0- 1	0- 0	1- 1				
0- 2	0- 1	0- 1	NEUTRAL	0- 0	0- 0	0- 0				
0- 0	0- 0	0- 0	CONFERENCE	0- 0	0- 0	0- 0				
0- 0	0- 0	0- 0	HOME	0- 0	0- 0	0- 0				
0- 0	0- 0	0- 0	AWAY	0- 0	0- 0	0- 0				
0- 0	0- 0	0- 0	NEUTRAL	0- 0	0- 0	0- 0				

RPI 1-25				RPI 26-50				RPI 51-100				RPI 101+				Team's RPI: 199	
RPI	S	Opponent	Score	RPI	S	Opponent	Score	RPI	S	Opponent	Score	RPI	S	Opponent	Score		
12	N	Iowa	64 77	29	H	Rutgers	54 77	82	A	Wisconsin	66 80	170	H	Duquesne	75 72		
				39	N	South Dakota St.	70 71					274	A	East Carolina	55 58		
												333	H	Coppin St.	78 49		
												343	A	UNC Asheville	51 47		
LAST 12 Division I GAMES:																	
				29	H	Rutgers	54 77					333	H	Coppin St.	78 49		
				82	A	Wisconsin	66 80					274	A	East Carolina	55 58		
				170	H	Duquesne	75 72					39	N	South Dakota St.	70 71		
												12	N	Iowa	64 77		
												343	A	UNC Asheville	51 47		

Non-Div I Games:

Charlotte

Chattanooga

Through Games Of Dec. 3, 2017

Average RPI Win:	178	WON-LOST	WINNING	LAST 10	STRENGTH OF	OPP. STRENGTH	TEAM	ADJ.	CONF.	ADJ CONF.
Average RPI Loss:	65	RECORD	PCT. RANK	GAMES	SCHEDULE	OF SCHEDULE	RPI	RPI	RPI	RPI
DIV. I ONLY	6- 3	98	6- 3	117	43	66	66	17	17	
DIV. I NON-CONF.	6- 3	98	6- 3	117	43	66	66	17	17	
TOTALS	RPI 1-25	RPI 26-50	W-L RECORDS	RPI 51-100	RPI 101-150	RPI 150+				
6- 3	0- 1	0- 0	OVERALL	0- 1	3- 1	3- 0				
2- 1	0- 0	0- 0	HOME	0- 1	0- 0	2- 0				
1- 2	0- 1	0- 0	AWAY	0- 0	1- 1	0- 0				
3- 0	0- 0	0- 0	NEUTRAL	0- 0	2- 0	1- 0				
6- 3	0- 1	0- 0	NON-CONFERENCE	0- 1	3- 1	3- 0				
2- 1	0- 0	0- 0	HOME	0- 1	0- 0	2- 0				
1- 2	0- 1	0- 0	AWAY	0- 0	1- 1	0- 0				
3- 0	0- 0	0- 0	NEUTRAL	0- 0	2- 0	1- 0				
0- 0	0- 0	0- 0	CONFERENCE	0- 0	0- 0	0- 0				
0- 0	0- 0	0- 0	HOME	0- 0	0- 0	0- 0				
0- 0	0- 0	0- 0	AWAY	0- 0	0- 0	0- 0				
0- 0	0- 0	0- 0	NEUTRAL	0- 0	0- 0	0- 0				

RPI 1-25				RPI 26-50				RPI 51-100 Team's RPI: 66				RPI 101+			
RPI	S	Opponent	Score	RPI	S	Opponent	Score	RPI	S	Opponent	Score	RPI	S	Opponent	Score
4	A	Green Bay	30 60					63	H	UCF	57 58	103	A	Indiana	64 61
												126	N	Auburn	50 41
												127	A	Stetson	67 78
												134	N	Northwestern	61 44
												185	N	Georgetown	54 41
												229	H	Presbyterian	71 51
												292	H	UT Martin	87 82
LAST 12 Division I GAMES:															
292	H	UT Martin	87 82	134	N	Northwestern	61 44								
126	N	Auburn	50 41	103	A	Indiana	64 61								
185	N	Georgetown	54 41	229	H	Presbyterian	71 51								
				127	A	Stetson	67 78								
				63	H	UCF	57 58								
				4	A	Green Bay	30 60								

Non-Div I Games:

Chattanooga

■ Loss,
 ■ Non-Conf, S Site,
 ■ Home
 ■ Away
 N Neutral

Average RPI Win: 0		WON-LOST		WINNING		LAST 10		STRENGTH OF		OPP. STRENGTH		TEAM		ADJ.		CONF.		ADJ CONF.	
Average RPI Loss: 208		RECORD		PCT. RANK		GAMES		SCHEDULE		OF SCHEDULE		RPI		RPI		RPI		RPI	
DIV. I ONLY		0- 9		323		0- 9		153		349		329		329		32		32	
DIV. I NON-CONF.		0- 9		323		0- 9		153		349		329		329		32		32	
TOTALS		RPI 1-25		RPI 26-50		W-L RECORDS		RPI 51-100		RPI 101-150		RPI 150+							
0- 9		0- 0		0- 0		OVERALL		0- 0		0- 3		0- 6							
0- 6		0- 0		0- 0		HOME		0- 0		0- 2		0- 4							
0- 3		0- 0		0- 0		AWAY		0- 0		0- 1		0- 2							
0- 0		0- 0		0- 0		NEUTRAL		0- 0		0- 0		0- 0							
0- 9		0- 0		0- 0		NON-CONFERENCE		0- 0		0- 3		0- 6							
0- 6		0- 0		0- 0		HOME		0- 0		0- 2		0- 4							
0- 3		0- 0		0- 0		AWAY		0- 0		0- 1		0- 2							
0- 0		0- 0		0- 0		NEUTRAL		0- 0		0- 0		0- 0							
0- 0		0- 0		0- 0		CONFERENCE		0- 0		0- 0		0- 0							
0- 0		0- 0		0- 0		HOME		0- 0		0- 0		0- 0							
0- 0		0- 0		0- 0		AWAY		0- 0		0- 0		0- 0							
0- 0		0- 0		0- 0		NEUTRAL		0- 0		0- 0		0- 0							

[illegible]

Non-Div I Games:

Chicago St.

Loss, Non-Conf, S Site, H Home A Away N Neutral

Average RPI Win: 224		WON-LOST	WINNING	LAST 10	STRENGTH OF	OPP. STRENGTH	TEAM	ADJ.	CONF.	ADJ CONF.
Average RPI Loss: 164		RECORD	PCT. RANK	GAMES	SCHEDULE	OF SCHEDULE	RPI	RPI	RPI	RPI
DIV. I ONLY		5- 3	111	5- 3	291	151	232	232	7	7
DIV. I NON-CONF.		5- 3	111	5- 3	291	151	232	232	7	7
TOTALS	RPI 1-25		RPI 26-50		W-L RECORDS		RPI 51-100		RPI 101-150	RPI 150+
5- 3	0- 0		0- 0		OVERALL		0- 0		2- 1	3- 2
4- 2	0- 0		0- 0		HOME		0- 0		2- 0	2- 2
1- 1	0- 0		0- 0		AWAY		0- 0		0- 1	1- 0
0- 0	0- 0		0- 0		NEUTRAL		0- 0		0- 0	0- 0
5- 3	0- 0		0- 0		NON-CONFERENCE		0- 0		2- 1	3- 2
4- 2	0- 0		0- 0		HOME		0- 0		2- 0	2- 2
1- 1	0- 0		0- 0		AWAY		0- 0		0- 1	1- 0
0- 0	0- 0		0- 0		NEUTRAL		0- 0		0- 0	0- 0
0- 0	0- 0		0- 0		CONFERENCE		0- 0		0- 0	0- 0
0- 0	0- 0		0- 0		HOME		0- 0		0- 0	0- 0
0- 0	0- 0		0- 0		AWAY		0- 0		0- 0	0- 0
0- 0	0- 0		0- 0		NEUTRAL		0- 0		0- 0	0- 0

RPI 1-25				RPI 26-50				RPI 51-100				RPI 101+				Team's RPI: 232	
RPI	S	Opponent	Score	RPI	S	Opponent	Score	RPI	S	Opponent	Score	RPI	S	Opponent	Score		
												122	H	Southeast Mo. St.	65	52	
												139	H	Miami (OH)	73	62	
												150	A	ETSU	77	87	
												160	H	Saint Francis (PA)	73	77	
												181	H	Pittsburgh	46	66	
												246	H	Eastern Ky.	64	53	
												305	H	Southeastern La.	82	43	
												307	A	Old Dominion	54	33	
LAST 12 Division I GAMES:																	
				246	H	Eastern Ky.	64	53	307	A	Old Dominion	54	33				
				181	H	Pittsburgh	46	66	122	H	Southeast Mo. St.	65	52				
				139	H	Miami (OH)	73	62	160	H	Saint Francis (PA)	73	77				
				305	H	Southeastern La.	82	43									
				150	A	ETSU	77	87									

Non-Div I Games:	Slippery Rock	85	52
------------------	---------------	----	----

Cincinnati

Loss, Non-Conf, S Site, H Home A Away N Neutral

Average RPI Win:	249	WON-LOST	WINNING	LAST 10	STRENGTH OF	OPP. STRENGTH	TEAM	ADJ.	CONF.	ADJ CONF.
Average RPI Loss:	15	RECORD	PCT. RANK	GAMES	SCHEDULE	OF SCHEDULE	RPI	RPI	RPI	RPI
DIV. I ONLY	6- 2	60	6- 2	233	102	137	137	3	3	
DIV. I NON-CONF.	6- 2	60	6- 2	233	102	137	137	3	3	
TOTALS	RPI 1-25	RPI 26-50	W-L RECORDS	RPI 51-100	RPI 101-150	RPI 150+				
6- 2	0- 2	0- 0	OVERALL	0- 0	0- 0	6- 0				
4- 1	0- 1	0- 0	HOME	0- 0	0- 0	4- 0				
1- 0	0- 0	0- 0	AWAY	0- 0	0- 0	1- 0				
1- 1	0- 1	0- 0	NEUTRAL	0- 0	0- 0	1- 0				
6- 2	0- 2	0- 0	NON-CONFERENCE	0- 0	0- 0	6- 0				
4- 1	0- 1	0- 0	HOME	0- 0	0- 0	4- 0				
1- 0	0- 0	0- 0	AWAY	0- 0	0- 0	1- 0				
1- 1	0- 1	0- 0	NEUTRAL	0- 0	0- 0	1- 0				
0- 0	0- 0	0- 0	CONFERENCE	0- 0	0- 0	0- 0				
0- 0	0- 0	0- 0	HOME	0- 0	0- 0	0- 0				
0- 0	0- 0	0- 0	AWAY	0- 0	0- 0	0- 0				
0- 0	0- 0	0- 0	NEUTRAL	0- 0	0- 0	0- 0				

RPI 1-25			RPI 26-50			RPI 51-100			RPI 101+			Team's RPI: 137
RPI	S	Opponent	Score	RPI	S	Opponent	Score	RPI	S	Opponent	Score	
7	H	South Carolina	36 66					186	H	Kennesaw St.	41 28	
22	N	Buffalo	41 61					213	A	Nebraska	67 66	
								219	H	Monmouth	57 54	
								247	N	Detroit Mercy	72 44	
								288	H	South Carolina St.	56 48	
								340	H	Charleston So.	66 30	
LAST 12 Division I GAMES:												
340	H	Charleston So.	66 30	213	A	Nebraska	67 66					
186	H	Kennesaw St.	41 28	22	N	Buffalo	41 61					
				247	N	Detroit Mercy	72 44					
				219	H	Monmouth	57 54					
				7	H	South Carolina	36 66					
				288	H	South Carolina St.	56 48					

Non-Div I Games:

Clemson

Average RPI Win:	249	WON-LOST	WINNING	LAST 10	STRENGTH OF	OPP. STRENGTH	TEAM	ADJ.	CONF.	ADJ CONF.
Average RPI Loss:	110	RECORD	PCT. RANK	GAMES	SCHEDULE	OF SCHEDULE	RPI	RPI	RPI	RPI
DIV. I ONLY	5- 2	72	5- 2	286	136	195	195	15	15	
DIV. I NON-CONF.	5- 2	72	5- 2	286	136	195	195	15	15	
TOTALS	RPI 1-25	RPI 26-50	W-L RECORDS	RPI 51-100	RPI 101-150	RPI 150+				
5- 2	0- 0	0- 0	OVERALL	0- 1	0- 1	5- 0				
3- 1	0- 0	0- 0	HOME	0- 1	0- 0	3- 0				
1- 0	0- 0	0- 0	AWAY	0- 0	0- 0	1- 0				
1- 1	0- 0	0- 0	NEUTRAL	0- 0	0- 1	1- 0				
5- 2	0- 0	0- 0	NON-CONFERENCE	0- 1	0- 1	5- 0				
3- 1	0- 0	0- 0	HOME	0- 1	0- 0	3- 0				
1- 0	0- 0	0- 0	AWAY	0- 0	0- 0	1- 0				
1- 1	0- 0	0- 0	NEUTRAL	0- 0	0- 1	1- 0				
0- 0	0- 0	0- 0	CONFERENCE	0- 0	0- 0	0- 0				
0- 0	0- 0	0- 0	HOME	0- 0	0- 0	0- 0				
0- 0	0- 0	0- 0	AWAY	0- 0	0- 0	0- 0				
0- 0	0- 0	0- 0	NEUTRAL	0- 0	0- 0	0- 0				

RPI 1-25				RPI 26-50				RPI 51-100				RPI 101+				Team's RPI: 195	
RPI	S	Opponent	Score	RPI	S	Opponent	Score	RPI	S	Opponent	Score	RPI	S	Opponent	Score		
								78	H	Ball St.	64	76	142	N	Saint Louis	64	80
													169	N	Louisiana	54	45
													258	A	Niagara	70	61
													264	H	Eastern Mich.	77	65
													268	H	Eastern Ill.	77	69
													285	H	Marshall	85	76
LAST 12 Division I GAMES:																	
				258	A	Niagara	70	61	264	H	Eastern Mich.	77	65				
				268	H	Eastern Ill.	77	69	78	H	Ball St.	64	76				
				169	N	Louisiana	54	45									
				142	N	Saint Louis	64	80									
				285	H	Marshall	85	76									

Non-Div I Games:

Cleveland St.

Average RPI Win: 265		WON-LOST	WINNING	LAST 10	STRENGTH OF	OPP. STRENGTH	TEAM	ADJ.	CONF.	ADJ CONF.
Average RPI Loss: 235		RECORD	PCT. RANK	GAMES	SCHEDULE	OF SCHEDULE	RPI	RPI	RPI	RPI
DIV. I ONLY		1- 4	277	1- 4	219	342	322	322	23	23
DIV. I NON-CONF.		1- 4	277	1- 4	219	342	322	322	23	23
TOTALS		RPI 1-25	RPI 26-50	W-L RECORDS	RPI 51-100	RPI 101-150	RPI 150+			
1- 4	0- 0		0- 0	OVERALL	0- 0	0- 0	1- 4			
1- 2	0- 0		0- 0	HOME	0- 0	0- 0	1- 2			
0- 0	0- 0		0- 0	AWAY	0- 0	0- 0	0- 0			
0- 2	0- 0		0- 0	NEUTRAL	0- 0	0- 0	0- 2			
1- 4	0- 0		0- 0	NON-CONFERENCE	0- 0	0- 0	1- 4			
1- 2	0- 0		0- 0	HOME	0- 0	0- 0	1- 2			
0- 0	0- 0		0- 0	AWAY	0- 0	0- 0	0- 0			
0- 2	0- 0		0- 0	NEUTRAL	0- 0	0- 0	0- 2			
0- 0	0- 0		0- 0	CONFERENCE	0- 0	0- 0	0- 0			
0- 0	0- 0		0- 0	HOME	0- 0	0- 0	0- 0			
0- 0	0- 0		0- 0	AWAY	0- 0	0- 0	0- 0			
0- 0	0- 0		0- 0	NEUTRAL	0- 0	0- 0	0- 0			

RPI 1-25				RPI 26-50				RPI 51-100				RPI 101+				Team's RPI: 322	
RPI	S	Opponent	Score	RPI	S	Opponent	Score	RPI	S	Opponent	Score	RPI	S	Opponent	Score		
												154	N	North Texas	34	50	
												213	N	Nebraska	47	55	
												260	H	Col. of Charleston	70	72	
												265	H	UNCW	57	41	
												311	H	UNCG	54	60	
LAST 12 Division I GAMES:																	
				311	H	UNCG	54	60	260	H	Col. of Charleston	70	72				
									213	N	Nebraska	47	55				
									154	N	North Texas	34	50				
									265	H	UNCW	57	41				

Non-Div I Games:	Lees-McRae	73	47	Allen	93	49
------------------	------------	----	----	-------	----	----

Coastal Caro.

■ Loss, ■ Non-Conf, S Site, H Home A Away N Neutral

Average RPI Win:	296	WON-LOST	WINNING	LAST 10	STRENGTH OF	OPP. STRENGTH	TEAM	ADJ.	CONF.	ADJ CONF.
Average RPI Loss:	136	RECORD	PCT. RANK	GAMES	SCHEDULE	OF SCHEDULE	RPI	RPI	RPI	RPI
DIV. I ONLY	2- 5	244	2- 5	222	196	260	260	10	10	
DIV. I NON-CONF.	2- 5	244	2- 5	222	196	260	260	10	10	
TOTALS	RPI 1-25	RPI 26-50	W-L RECORDS	RPI 51-100	RPI 101-150	RPI 150+				
2- 5	0- 0	0- 0	OVERALL	0- 2	0- 2	2- 1				
1- 2	0- 0	0- 0	HOME	0- 0	0- 1	1- 1				
1- 3	0- 0	0- 0	AWAY	0- 2	0- 1	1- 0				
0- 0	0- 0	0- 0	NEUTRAL	0- 0	0- 0	0- 0				
2- 5	0- 0	0- 0	NON-CONFERENCE	0- 2	0- 2	2- 1				
1- 2	0- 0	0- 0	HOME	0- 0	0- 1	1- 1				
1- 3	0- 0	0- 0	AWAY	0- 2	0- 1	1- 0				
0- 0	0- 0	0- 0	NEUTRAL	0- 0	0- 0	0- 0				
0- 0	0- 0	0- 0	CONFERENCE	0- 0	0- 0	0- 0				
0- 0	0- 0	0- 0	HOME	0- 0	0- 0	0- 0				
0- 0	0- 0	0- 0	AWAY	0- 0	0- 0	0- 0				
0- 0	0- 0	0- 0	NEUTRAL	0- 0	0- 0	0- 0				

























RPI 1-25				RPI 26-50				RPI 51-100				RPI 101+				Team's RPI: 260	
RPI	S	Opponent	Score	RPI	S	Opponent	Score	RPI	S	Opponent	Score	RPI	S	Opponent	Score		
								65	A	Central Mich.	58	79	125	A	Furman	58	72
								72	A	Michigan St.	43	107	148	H	Campbell	45	53
													270	H	Lipscomb	85	69
													271	H	Appalachian St.	70	76
													322	A	Coastal Caro.	72	70
LAST 12 Division I GAMES:																	
				322	A	Coastal Caro.	72	70	125	A	Furman	58	72				
				271	H	Appalachian St.	70	76	270	H	Lipscomb	85	69				
				148	H	Campbell	45	53									
				72	A	Michigan St.	43	107									
				65	A	Central Mich.	58	79									

Non-Div I Games:

Col. of Charleston

■ Loss,
■ Non-Conf,
■ S Site,
■ H Home
■ A Away
N Neutral

Average RPI Win:	303	WON-LOST	WINNING	LAST 10	STRENGTH OF	OPP. STRENGTH	TEAM	ADJ.	CONF.	ADJ CONF.
Average RPI Loss:	107	RECORD	PCT. RANK	GAMES	SCHEDULE	OF SCHEDULE	RPI	RPI	RPI	RPI
DIV. I ONLY	4- 4	157	4- 4	256	250	201	201	13	13	
DIV. I NON-CONF.	4- 4	157	4- 4	256	250	201	201	13	13	
TOTALS	RPI 1-25	RPI 26-50	W-L RECORDS	RPI 51-100	RPI 101-150	RPI 150+				
4- 4	0- 0	0- 0	OVERALL	0- 2	0- 1	4- 1				
1- 1	0- 0	0- 0	HOME	0- 0	0- 1	1- 0				
3- 3	0- 0	0- 0	AWAY	0- 2	0- 0	3- 1				
0- 0	0- 0	0- 0	NEUTRAL	0- 0	0- 0	0- 0				
4- 4	0- 0	0- 0	NON-CONFERENCE	0- 2	0- 1	4- 1				
1- 1	0- 0	0- 0	HOME	0- 0	0- 1	1- 0				
3- 3	0- 0	0- 0	AWAY	0- 2	0- 0	3- 1				
0- 0	0- 0	0- 0	NEUTRAL	0- 0	0- 0	0- 0				
0- 0	0- 0	0- 0	CONFERENCE	0- 0	0- 0	0- 0				
0- 0	0- 0	0- 0	HOME	0- 0	0- 0	0- 0				
0- 0	0- 0	0- 0	AWAY	0- 0	0- 0	0- 0				
0- 0	0- 0	0- 0	NEUTRAL	0- 0	0- 0	0- 0				

RPI 1-25			RPI 26-50			RPI 51-100			RPI 101+			Team's RPI: 201
RPI	S	Opponent	Score	RPI	S	Opponent	Score	RPI	S	Opponent	Score	
						51  Yale	56  82	116  Siena	70  73			
						55  Arizona St.	54  65	206  Fairleigh Dickinson	51  61			
								249  Canisius	70	63		
								280  Cornell	74	70		
								335  Towson	65	61		
								347  UMass Lowell	84	64		
LAST 12 Division I GAMES:												
						55  Arizona St.	54  65	347  UMass Lowell	84	64		
						280  Cornell	74	70	116  Siena	70	 73	
						51  Yale	56  82	335  Towson	65	61		
						249  Canisius	70	63	206  Fairleigh Dickinson	51	 61	

Non-Div I Games:

Colgate

Colorado				Through Games Of Dec. 31, 1917.						
Average RPI Win:	174	WON-LOST	WINNING	LAST 10	STRENGTH OF	OPP. STRENGTH	TEAM	ADJ.	CONF.	ADJ CONF.
Average RPI Loss:	71	RECORD	PCT. RANK	GAMES	SCHEDULE	OF SCHEDULE	RPI	RPI	RPI	RPI
DIV. I ONLY	6- 1	31	6- 1	103	92	37	37	2	2	
DIV. I NON-CONF.	6- 1	31	6- 1	103	92	37	37	2	2	

TOTALS	RPI 1-25	RPI 26-50		W-L RECORDS		RPI 51-100	RPI 101-150	RPI 150+		
6- 1	0- 0	0- 0		OVERALL		1- 1	1- 0	4- 0		
5- 0	0- 0	0- 0		HOME		1- 0	0- 0	4- 0		
1- 1	0- 0	0- 0		AWAY		0- 1	1- 0	0- 0		
0- 0	0- 0	0- 0		NEUTRAL		0- 0	0- 0	0- 0		
6- 1	0- 0	0- 0		NON-CONFERENCE		1- 1	1- 0	4- 0		
5- 0	0- 0	0- 0		HOME		1- 0	0- 0	4- 0		
1- 1	0- 0	0- 0		AWAY		0- 1	1- 0	0- 0		
0- 0	0- 0	0- 0		NEUTRAL		0- 0	0- 0	0- 0		
0- 0	0- 0	0- 0		CONFERENCE		0- 0	0- 0	0- 0		
0- 0	0- 0	0- 0		HOME		0- 0	0- 0	0- 0		
0- 0	0- 0	0- 0		AWAY		0- 0	0- 0	0- 0		
0- 0	0- 0	0- 0		NEUTRAL		0- 0	0- 0	0- 0		

RPI 1-25				RPI 26-50				Team's RPI: 37				RPI 51-100				RPI 101+			
RPI	S	Opponent	Score	RPI	S	Opponent	Score	RPI	S	Opponent	Score	RPI	S	Opponent	Score	RPI	S	Opponent	Score
								67	H	George Mason	76 61	131	A	Samford	71 60				
								71	A	North Carolina	80 87	153	H	Miami (FL)	67 61				
												161	H	North Dakota St.	108 59				
												233	H	Fla. Atlantic	76 69				
												301	H	Mississippi Val.	85 48				
LAST 12 Division I GAMES:																			
				161	H	North Dakota St.	108 59	301	H	Mississippi Val.	85 48					153	H	Miami (FL)	67 61
				67	H	George Mason	76 61					233	H	Fla. Atlantic	76 69				
								71	A	North Carolina	80 87					131	A	Samford	71 60

Non-Div I Games:

Colorado

Loss, Non-Conf, S Site, H Home A Away N Neutral

Average RPI Win:	240	WON-LOST	WINNING	LAST 10	STRENGTH OF	OPP. STRENGTH	TEAM	ADJ.	CONF.	ADJ CONF.
Average RPI Loss:	123	RECORD	PCT. RANK	GAMES	SCHEDULE	OF SCHEDULE	RPI	RPI	RPI	RPI
DIV. I ONLY	4- 2	98	4- 2	266	181	214	214	27	27	
DIV. I NON-CONF.	4- 2	98	4- 2	266	181	214	214	27	27	
TOTALS	RPI 1-25	RPI 26-50	W-L RECORDS	RPI 51-100	RPI 101-150	RPI 150+				
4- 2	0- 0	0- 0	OVERALL	0- 1	0- 0	4- 1				
3- 2	0- 0	0- 0	HOME	0- 1	0- 0	3- 1				
1- 0	0- 0	0- 0	AWAY	0- 0	0- 0	1- 0				
0- 0	0- 0	0- 0	NEUTRAL	0- 0	0- 0	0- 0				
4- 2	0- 0	0- 0	NON-CONFERENCE	0- 1	0- 0	4- 1				
3- 2	0- 0	0- 0	HOME	0- 1	0- 0	3- 1				
1- 0	0- 0	0- 0	AWAY	0- 0	0- 0	1- 0				
0- 0	0- 0	0- 0	NEUTRAL	0- 0	0- 0	0- 0				
0- 0	0- 0	0- 0	CONFERENCE	0- 0	0- 0	0- 0				
0- 0	0- 0	0- 0	HOME	0- 0	0- 0	0- 0				
0- 0	0- 0	0- 0	AWAY	0- 0	0- 0	0- 0				
0- 0	0- 0	0- 0	NEUTRAL	0- 0	0- 0	0- 0				

RPI 1-25				RPI 26-50				RPI 51-100				RPI 101+			
RPI	S	Opponent	Score	RPI	S	Opponent	Score	RPI	S	Opponent	Score	RPI	S	Opponent	Score
								90	H	Oklahoma	46 78	155	H	Idaho	69 83
												159	H	Gonzaga	65 49
												217	H	BYU	56 54
												259	A	Denver	61 56
												324	H	N.C. Central	85 48
LAST 12 Division I GAMES:															
				259	A	Denver	61 56	217	H	BYU	56 54				
				324	H	N.C. Central	85 48								
				90	H	Oklahoma	46 78								
				159	H	Gonzaga	65 49								
				155	H	Idaho	69 83								

Non-Div I Games:	Eastern N.M.	75	35
------------------	--------------	----	----

Colorado St.

Loss, Non-Conf, S Site, H Home A Away N Neutral

Average RPI Win:	232	WON-LOST	WINNING	LAST 10	STRENGTH OF	OPP. STRENGTH	TEAM	ADJ.	CONF.	ADJ CONF.
Average RPI Loss:	120	RECORD	PCT. RANK	GAMES	SCHEDULE	OF SCHEDULE	RPI	RPI	RPI	RPI
DIV. I ONLY	4- 5	190	4- 5	186	112	179	179	9	9	
DIV. I NON-CONF.	4- 5	190	4- 5	186	112	179	179	9	9	
TOTALS	RPI 1-25	RPI 26-50	W-L RECORDS	RPI 51-100	RPI 101-150	RPI 150+				
4- 5	0- 2	0- 0	OVERALL	1- 1	0- 0	3- 2				
1- 1	0- 0	0- 0	HOME	0- 0	0- 0	1- 1				
3- 1	0- 0	0- 0	AWAY	1- 0	0- 0	2- 1				
0- 3	0- 2	0- 0	NEUTRAL	0- 1	0- 0	0- 0				
4- 5	0- 2	0- 0	NON-CONFERENCE	1- 1	0- 0	3- 2				
1- 1	0- 0	0- 0	HOME	0- 0	0- 0	1- 1				
3- 1	0- 0	0- 0	AWAY	1- 0	0- 0	2- 1				
0- 3	0- 2	0- 0	NEUTRAL	0- 1	0- 0	0- 0				
0- 0	0- 0	0- 0	CONFERENCE	0- 0	0- 0	0- 0				
0- 0	0- 0	0- 0	HOME	0- 0	0- 0	0- 0				
0- 0	0- 0	0- 0	AWAY	0- 0	0- 0	0- 0				
0- 0	0- 0	0- 0	NEUTRAL	0- 0	0- 0	0- 0				

RPI 1-25				RPI 26-50				RPI 51-100				RPI 101+ Team's RPI: 179			
RPI	S	Opponent	Score	RPI	S	Opponent	Score	RPI	S	Opponent	Score	RPI	S	Opponent	Score
4	N	Green Bay	43 61					55	N	Arizona St.	48 72	180	H	Boston College	68 60
6	N	Mississippi St.	54 90					92	A	Providence	73 64	187	H	Richmond	79 85
												319	A	Vermont	73 66
												336	A	UMBC	60 44
												347	A	UMass Lowell	70 77
LAST 12 Division I GAMES:															
336	A	UMBC	60 44	180	H	Boston College	68 60	55	N	Arizona St.	48 72	6	N	Mississippi St.	54 90
187	H	Richmond	79 85	4	N	Green Bay	43 61	319	A	Vermont	73 66	4	N	Green Bay	43 61
92	A	Providence	73 64	347	A	UMass Lowell	70 77								

Non-Div I Games:

Columbia

Average RPI Win: 302		WON-LOST	WINNING	LAST 10	STRENGTH OF	OPP. STRENGTH	TEAM	ADJ.	CONF.	ADJ CONF.
Average RPI Loss: 183		RECORD	PCT. RANK	GAMES	SCHEDULE	OF SCHEDULE	RPI	RPI	RPI	RPI
DIV. I ONLY		1- 7	311	1- 7	296	275	333	333	31	31
DIV. I NON-CONF.		1- 7	311	1- 7	296	275	333	333	31	31
TOTALS	RPI 1-25		RPI 26-50		W-L RECORDS	RPI 51-100	RPI 101-150		RPI 150+	
1- 7	0- 1		0- 1		OVERALL	0- 0	0- 1		1- 4	
1- 0	0- 0		0- 0		HOME	0- 0	0- 0		1- 0	
0- 5	0- 0		0- 0		AWAY	0- 0	0- 0		0- 1	
0- 2	0- 0		0- 1		NEUTRAL	0- 0	0- 0		0- 1	
1- 7	0- 1		0- 1		NON-CONFERENCE	0- 0	0- 1		1- 4	
1- 0	0- 0		0- 0		HOME	0- 0	0- 0		1- 0	
0- 5	0- 1		0- 0		AWAY	0- 0	0- 1		0- 3	
0- 2	0- 0		0- 1		NEUTRAL	0- 0	0- 0		0- 1	
0- 0	0- 0		0- 0		CONFERENCE	0- 0	0- 0		0- 0	
0- 0	0- 0		0- 0		HOME	0- 0	0- 0		0- 0	
0- 0	0- 0		0- 0		AWAY	0- 0	0- 0		0- 0	
0- 0	0- 0		0- 0		NEUTRAL	0- 0	0- 0		0- 0	

RPI 1-25			
RPI	S	Opponent	Score
25	A	Baylor	54 100
RPI 26-50			
RPI	S	Opponent	Score
41	N	Missouri	50 73
RPI 51-100			
RPI	S	Opponent	Score
RPI 101+			
RPI	S	Opponent	Score
129	A	SFA	59 72
199	A	Charlotte	49 78
242	N	Manhattan	56 74
302	H	Mt. St. Mary's	68 54
307	A	Old Dominion	67 75
340	A	Charleston So.	58 72
Team's RPI: 333			
LAST 12 Division I GAMES:			
199	A	Charlotte	49 78
307	A	Old Dominion	67 75
242	N	Manhattan	56 74
41	N	Missouri	50 73
340	A	Charleston So.	58 72
302	H	Mt. St. Mary's	68 54
129	A	SFA	59 72
25	A	Baylor	54 100

Non-Div I Games:

Coppin St.

Loss, Non-Conf, S Site, H Home A Away N Neutral

Average RPI Win:	167	WON-LOST	WINNING	LAST 10	STRENGTH OF	OPP. STRENGTH	TEAM	ADJ.	CONF.	ADJ CONF.
Average RPI Loss:	218	RECORD	PCT. RANK	GAMES	SCHEDULE	OF SCHEDULE	RPI	RPI	RPI	RPI
DIV. I ONLY	2- 5	244	2- 5	240	264	280	280	9	9	
DIV. I NON-CONF.	2- 5	244	2- 5	240	264	280	280	9	9	
TOTALS	RPI 1-25	RPI 26-50	W-L RECORDS	RPI 51-100	RPI 101-150	RPI 150+				
2- 5	0- 0	0- 0	OVERALL	1- 0	0- 0	1- 5				
1- 3	0- 0	0- 0	HOME	1- 0	0- 0	0- 3				
1- 2	0- 0	0- 0	AWAY	0- 0	0- 0	1- 2				
0- 0	0- 0	0- 0	NEUTRAL	0- 0	0- 0	0- 0				
2- 5	0- 0	0- 0	NON-CONFERENCE	1- 0	0- 0	1- 5				
1- 3	0- 0	0- 0	HOME	1- 0	0- 0	0- 3				
1- 2	0- 0	0- 0	AWAY	0- 0	0- 0	1- 2				
0- 0	0- 0	0- 0	NEUTRAL	0- 0	0- 0	0- 0				
0- 0	0- 0	0- 0	CONFERENCE	0- 0	0- 0	0- 0				
0- 0	0- 0	0- 0	HOME	0- 0	0- 0	0- 0				
0- 0	0- 0	0- 0	AWAY	0- 0	0- 0	0- 0				
0- 0	0- 0	0- 0	NEUTRAL	0- 0	0- 0	0- 0				

RPI 1-25			RPI 26-50			RPI 51-100			RPI 101+			Team's RPI: 280
RPI	S	Opponent	Score	RPI	S	Opponent	Score	RPI	S	Opponent	Score	
						84	H Stony Brook	48 40				
									173	H Lehigh	57	62
									181	A Pittsburgh	39	51
									201	H Colgate	70	74
									249	A Canisius	67	59
									266	H Lafayette	58	59
									267	A Loyola Maryland	63	78
LAST 12 Division I GAMES:												
249	A	Canisius	67 59	84	H	Stony Brook	48 40					
173	H	Lehigh	57 62	266	H	Lafayette	58 59					
201	H	Colgate	70 74									
181	A	Pittsburgh	39 51									
267	A	Loyola Maryland	63 78									

Non-Div I Games:

Cornell

Average RPI Win:	191	WON-LOST	WINNING	LAST 10	STRENGTH OF	OPP. STRENGTH	TEAM	ADJ.	CONF.	ADJ CONF.
Average RPI Loss:	89	RECORD	PCT. RANK	GAMES	SCHEDULE	OF SCHEDULE	RPI	RPI	RPI	RPI
DIV. I ONLY	4- 3	131	4- 3	156	49	100	100	6	6	
DIV. I NON-CONF.	4- 3	131	4- 3	156	49	100	100	6	6	
TOTALS	RPI 1-25	RPI 26-50	W-L RECORDS	RPI 51-100	RPI 101-150	RPI 150+				
4- 3	0- 0	0- 1	OVERALL	0- 1	0- 1	4- 0				
2- 0	0- 0	0- 0	HOME	0- 0	0- 0	2- 0				
2- 1	0- 0	0- 0	AWAY	0- 0	0- 1	2- 0				
0- 2	0- 0	0- 1	NEUTRAL	0- 1	0- 0	0- 0				
4- 3	0- 0	0- 1	NON-CONFERENCE	0- 1	0- 1	4- 0				
2- 0	0- 0	0- 0	HOME	0- 0	0- 0	2- 0				
2- 1	0- 0	0- 0	AWAY	0- 0	0- 1	2- 0				
0- 2	0- 0	0- 1	NEUTRAL	0- 1	0- 0	0- 0				
0- 0	0- 0	0- 0	CONFERENCE	0- 0	0- 0	0- 0				
0- 0	0- 0	0- 0	HOME	0- 0	0- 0	0- 0				
0- 0	0- 0	0- 0	AWAY	0- 0	0- 0	0- 0				
0- 0	0- 0	0- 0	NEUTRAL	0- 0	0- 0	0- 0				

RPI 1-25				RPI 26-50				RPI 51-100				Team's RPI: 100		RPI 101+			
RPI	S	Opponent	Score	RPI	S	Opponent	Score	RPI	S	Opponent	Score			RPI	S	Opponent	Score
				43	N	UCLA	63 72	80	N	Washington	64 67			143	A	South Dakota	68 73
														162	A	Drake	108 100
														171	H	UNI	89 78
														213	A	Nebraska	64 49
														218	H	Wichita St.	66 61
LAST 12 Division I GAMES:																	
				162	A	Drake	108 100	43	N	UCLA	63 72						
								80	N	Washington	64 67						
								171	H	UNI	89 78						
								213	A	Nebraska	64 49						
								143	A	South Dakota	68 73						
								218	H	Wichita St.	66 61						

Non-Div I Games:

Creighton

Average RPI Win: 262		WON-LOST	WINNING	LAST 10	STRENGTH OF	OPP. STRENGTH	TEAM	ADJ.	CONF.	ADJ CONF.
Average RPI Loss: 120		RECORD	PCT. RANK	GAMES	SCHEDULE	OF SCHEDULE	RPI	RPI	RPI	RPI
DIV. I ONLY		5- 1	38	5- 1	344	106	200	200	9	9
DIV. I NON-CONF.		5- 1	38	5- 1	344	106	200	200	9	9
TOTALS	RPI 1-25	RPI 26-50		W-L RECORDS		RPI 51-100	RPI 101-150	RPI 150+		
5- 1	0- 0	0- 0		OVERALL		0- 0	0- 1	5- 0		
4- 0	0- 0	0- 0		HOME		0- 0	0- 0	4- 0		
1- 1	0- 0	0- 0		AWAY		0- 0	0- 1	1- 0		
0- 0	0- 0	0- 0		NEUTRAL		0- 0	0- 0	0- 0		
5- 1	0- 0	0- 0		NON-CONFERENCE		0- 0	0- 1	5- 0		
4- 0	0- 0	0- 0		HOME		0- 0	0- 0	4- 0		
1- 1	0- 0	0- 0		AWAY		0- 0	0- 1	1- 0		
0- 0	0- 0	0- 0		NEUTRAL		0- 0	0- 0	0- 0		
0- 0	0- 0	0- 0		CONFERENCE		0- 0	0- 0	0- 0		
0- 0	0- 0	0- 0		HOME		0- 0	0- 0	0- 0		
0- 0	0- 0	0- 0		AWAY		0- 0	0- 0	0- 0		
0- 0	0- 0	0- 0		NEUTRAL		0- 0	0- 0	0- 0		

RPI 1-25				RPI 26-50				RPI 51-100				RPI 101+ Team's RPI: 200			
RPI	S	Opponent	Score	RPI	S	Opponent	Score	RPI	S	Opponent	Score	RPI	S	Opponent	Score
												120	A	Army West Point	56 71
												180	H	Boston College	68 57
												204	A	Marist	60 51
												303	H	NJIT	81 50
												306	H	Rhode Island	70 54
												319	H	Vermont	66 56
LAST 12 Division I GAMES:															
				204	A	Marist	60 51								
				120	A	Army West Point	56 71								
				303	H	NJIT	81 50								
				306	H	Rhode Island	70 54								
				180	H	Boston College	68 57								
				319	H	Vermont	66 56								

Non-Div I Games:

Dartmouth

Loss, Non-Conf, S Site, H Home A Away N Neutral

Average RPI Win:	318	WON-LOST	WINNING	LAST 10	STRENGTH OF	OPP. STRENGTH	TEAM	ADJ.	CONF.	ADJ CONF.
Average RPI Loss:	73	RECORD	PCT. RANK	GAMES	SCHEDULE	OF SCHEDULE	RPI	RPI	RPI	RPI
DIV. I ONLY	3- 5	220	3- 5	180	214	196	196	11	11	
DIV. I NON-CONF.	3- 5	220	3- 5	180	214	196	196	11	11	
TOTALS	RPI 1-25	RPI 26-50	W-L RECORDS	RPI 51-100	RPI 101-150	RPI 150+				
3- 5	0- 1	0- 0	OVERALL	0- 3	0- 1	3- 0				
1- 1	0- 1	0- 0	HOME	0- 0	0- 0	1- 0				
2- 4	0- 0	0- 0	AWAY	0- 3	0- 1	2- 0				
0- 0	0- 0	0- 0	NEUTRAL	0- 0	0- 0	0- 0				
3- 5	0- 1	0- 0	NON-CONFERENCE	0- 3	0- 1	3- 0				
1- 1	0- 1	0- 0	HOME	0- 0	0- 0	1- 0				
2- 4	0- 0	0- 0	AWAY	0- 3	0- 1	2- 0				
0- 0	0- 0	0- 0	NEUTRAL	0- 0	0- 0	0- 0				
0- 0	0- 0	0- 0	CONFERENCE	0- 0	0- 0	0- 0				
0- 0	0- 0	0- 0	HOME	0- 0	0- 0	0- 0				
0- 0	0- 0	0- 0	AWAY	0- 0	0- 0	0- 0				
0- 0	0- 0	0- 0	NEUTRAL	0- 0	0- 0	0- 0				

RPI 1-25				RPI 26-50				RPI 51-100				RPI 101+				Team's RPI: 196	
RPI	S	Opponent	Score	RPI	S	Opponent	Score	RPI	S	Opponent	Score	RPI	S	Opponent	Score		
24	H	Princeton	57 63					59	A	William & Mary	55 73	125	A	Furman	62 65		
								64	A	NC State	49 73	271	A	Appalachian St.	59 57		
								94	A	Mercer	54 69	339	A	Western Caro.	70 57		
												343	H	UNC Asheville	58 50		
LAST 12 Division I GAMES:																	
				64	A	NC State	49 73	94	A	Mercer	54 69						
				339	A	Western Caro.	70 57	59	A	William & Mary	55 73						
								24	H	Princeton	57 63						
								343	H	UNC Asheville	58 50						
								271	A	Appalachian St.	59 57						
								125	A	Furman	62 65						

Non-Div I Games:

Davidson

Average RPI Win:	175	WON-LOST	WINNING	LAST 10	STRENGTH OF	OPP. STRENGTH	TEAM	ADJ.	CONF.	ADJ CONF.
Average RPI Loss:	25	RECORD	PCT. RANK	GAMES	SCHEDULE	OF SCHEDULE	RPI	RPI	RPI	RPI
DIV. I ONLY	5- 2	72	5- 2	157	31	62	62	11	11	
DIV. I NON-CONF.	5- 2	72	5- 2	157	31	62	62	11	11	
TOTALS	RPI 1-25	RPI 26-50	W-L RECORDS	RPI 51-100	RPI 101-150	RPI 150+				
5- 2	0- 1	0- 1	OVERALL	0- 0	2- 0	3- 0				
3- 0	0- 0	0- 0	HOME	0- 0	0- 0	3- 0				
0- 2	0- 1	0- 1	AWAY	0- 0	0- 0	0- 0				
2- 0	0- 0	0- 0	NEUTRAL	0- 0	2- 0	0- 0				
5- 2	0- 1	0- 1	NON-CONFERENCE	0- 0	2- 0	3- 0				
3- 0	0- 0	0- 0	HOME	0- 0	0- 0	3- 0				
0- 2	0- 1	0- 1	AWAY	0- 0	0- 0	0- 0				
2- 0	0- 0	0- 0	NEUTRAL	0- 0	2- 0	0- 0				
0- 0	0- 0	0- 0	CONFERENCE	0- 0	0- 0	0- 0				
0- 0	0- 0	0- 0	HOME	0- 0	0- 0	0- 0				
0- 0	0- 0	0- 0	AWAY	0- 0	0- 0	0- 0				
0- 0	0- 0	0- 0	NEUTRAL	0- 0	0- 0	0- 0				

RPI 1-25				RPI 26-50				RPI 51-100				RPI 101+			
RPI	S	Opponent	Score	RPI	S	Opponent	Score	RPI	S	Opponent	Score	RPI	S	Opponent	Score
14	A	Quinnipiac	66 72	35	A	Toledo	50 68					112	N	Tulane	71 65
												144	N	Harvard	72 66
												164	H	Virginia	61 46
												172	H	Morgan St.	88 52
												284	H	Ark.-Pine Bluff	81 43
LAST 12 Division I GAMES:															
14	A	Quinnipiac	66 72	172	H	Morgan St.	88 52								
284	H	Ark.-Pine Bluff	81 43	112	N	Tulane	71 65								
35	A	Toledo	50 68	144	N	Harvard	72 66								
164	H	Virginia	61 46												

Non-Div I Games:

Dayton

Average RPI Win:	177	WON-LOST	WINNING	LAST 10	STRENGTH OF	OPP. STRENGTH	TEAM	ADJ.	CONF.	ADJ CONF.
Average RPI Loss:	32	RECORD	PCT. RANK	GAMES	SCHEDULE	OF SCHEDULE	RPI	RPI	RPI	RPI
DIV. I ONLY	5- 2	72	5- 2	165	15	95	95	6	6	
DIV. I NON-CONF.	5- 2	72	5- 2	165	15	95	95	6	6	
TOTALS	RPI 1-25	RPI 26-50	W-L RECORDS	RPI 51-100	RPI 101-150	RPI 150+				
5- 2	0- 0	0- 2	OVERALL	1- 0	1- 0	3- 0				
3- 1	0- 0	0- 1	HOME	1- 0	1- 0	1- 0				
0- 0	0- 0	0- 0	AWAY	0- 0	0- 0	0- 0				
2- 1	0- 0	0- 1	NEUTRAL	0- 0	0- 0	2- 0				
5- 2	0- 0	0- 2	NON-CONFERENCE	1- 0	1- 0	3- 0				
3- 1	0- 0	0- 1	HOME	1- 0	1- 0	1- 0				
0- 0	0- 0	0- 0	AWAY	0- 0	0- 0	0- 0				
2- 1	0- 0	0- 1	NEUTRAL	0- 0	0- 0	2- 0				
0- 0	0- 0	0- 0	CONFERENCE	0- 0	0- 0	0- 0				
0- 0	0- 0	0- 0	HOME	0- 0	0- 0	0- 0				
0- 0	0- 0	0- 0	AWAY	0- 0	0- 0	0- 0				
0- 0	0- 0	0- 0	NEUTRAL	0- 0	0- 0	0- 0				

RPI S	Opponent	Score	RPI S	Opponent	Score	RPI S	Opponent	Score	RPI S	Opponent	Score
			31 H	Northern Colo.	88 94	90 H	Oklahoma	111 108	142 H	Saint Louis	86 78
			32 N	FGCU	84 89				159 N	Gonzaga	88 71
									193 H	Delaware St.	110 71
									300 N	Memphis	81 67
LAST 12 Division I GAMES:											
			142 H	Saint Louis	86 78	159 N	Gonzaga	88 71			
			193 H	Delaware St.	110 71	300 N	Memphis	81 67			
			90 H	Oklahoma	111 108	32 N	FGCU	84 89			
			31 H	Northern Colo.	88 94						

Non-Div I Games:

DePaul

Average RPI Win:	186	WON-LOST	WINNING	LAST 10	STRENGTH OF	OPP. STRENGTH	TEAM	ADJ.	CONF.	ADJ CONF.
Average RPI Loss:	95	RECORD	PCT. RANK	GAMES	SCHEDULE	OF SCHEDULE	RPI	RPI	RPI	RPI
DIV. I ONLY	4- 4	157	4- 4	94	123	97	97	10	10	
DIV. I NON-CONF.	4- 4	157	4- 4	94	123	97	97	10	10	
TOTALS	RPI 1-25	RPI 26-50	W-L RECORDS	RPI 51-100	RPI 101-150	RPI 150+				
4- 4	0- 2	0- 0	OVERALL	0- 0	2- 1	2- 1				
1- 1	0- 0	0- 0	HOME	0- 0	1- 1	0- 0				
2- 2	0- 2	0- 0	AWAY	0- 0	1- 0	1- 0				
1- 1	0- 0	0- 0	NEUTRAL	0- 0	0- 0	1- 1				
4- 4	0- 2	0- 0	NON-CONFERENCE	0- 0	2- 1	2- 1				
1- 1	0- 0	0- 0	HOME	0- 0	1- 1	0- 0				
2- 2	0- 2	0- 0	AWAY	0- 0	1- 0	1- 0				
1- 1	0- 0	0- 0	NEUTRAL	0- 0	0- 0	1- 1				
0- 0	0- 0	0- 0	CONFERENCE	0- 0	0- 0	0- 0				
0- 0	0- 0	0- 0	HOME	0- 0	0- 0	0- 0				
0- 0	0- 0	0- 0	AWAY	0- 0	0- 0	0- 0				
0- 0	0- 0	0- 0	NEUTRAL	0- 0	0- 0	0- 0				

RPI 1-25				RPI 26-50				RPI 51-100				Team's RPI: 97		RPI 101+			
RPI	S	Opponent	Score	RPI	S	Opponent	Score	RPI	S	Opponent	Score			RPI	S	Opponent	Score
22	A	Buffalo	73 87											109	H	Boston U.	79 85
24	A	Princeton	60 78											111	A	Hartford	72 63
														121	H	American	72 56
														224	N	Saint Peter's	87 90
														243	A	St. Bonaventure	53 52
														268	N	Eastern Ill.	66 37
LAST 12 Division I GAMES:																	
				24	A	Princeton	60 78	268	N	Eastern Ill.	66 37						
				243	A	St. Bonaventure	53 52	224	N	Saint Peter's	87 90						
								109	H	Boston U.	79 85						
								121	H	American	72 56						
								111	A	Hartford	72 63						
								22	A	Buffalo	73 87						

Non-Div I Games:

Delaware

Average RPI Win:	349	WON-LOST	WINNING	LAST 10	STRENGTH OF	OPP. STRENGTH	TEAM	ADJ.	CONF.	ADJ CONF.
Average RPI Loss:	63	RECORD	PCT. RANK	GAMES	SCHEDULE	OF SCHEDULE	RPI	RPI	RPI	RPI
DIV. I ONLY	1- 5	288	1- 5	25	218	193	193	31	31	
DIV. I NON-CONF.	1- 5	288	1- 5	25	218	193	193	31	31	
TOTALS	RPI 1-25	RPI 26-50	W-L RECORDS	RPI 51-100	RPI 101-150	RPI 150+				
1- 5	0- 0	0- 3	OVERALL	0- 1	0- 1	1- 0				
1- 1	0- 0	0- 1	HOME	0- 0	0- 0	1- 0				
0- 3	0- 0	0- 0	AWAY	0- 0	0- 1	0- 0				
0- 1	0- 0	0- 1	NEUTRAL	0- 0	0- 0	0- 0				
1- 5	0- 0	0- 3	NON-CONFERENCE	0- 1	0- 1	1- 0				
1- 1	0- 0	0- 1	HOME	0- 0	0- 0	1- 0				
0- 3	0- 0	0- 1	AWAY	0- 1	0- 1	0- 0				
0- 1	0- 0	0- 1	NEUTRAL	0- 0	0- 0	0- 0				
0- 0	0- 0	0- 0	CONFERENCE	0- 0	0- 0	0- 0				
0- 0	0- 0	0- 0	HOME	0- 0	0- 0	0- 0				
0- 0	0- 0	0- 0	AWAY	0- 0	0- 0	0- 0				
0- 0	0- 0	0- 0	NEUTRAL	0- 0	0- 0	0- 0				

[illegible]

Non-Div I Games:

Delaware St.

Loss, Non-Conf, S Site, H Home A Away N Neutral

Average RPI Win:	308	WON-LOST	WINNING	LAST 10	STRENGTH OF	OPP. STRENGTH	TEAM	ADJ.	CONF.	ADJ CONF.
Average RPI Loss:	138	RECORD	PCT. RANK	GAMES	SCHEDULE	OF SCHEDULE	RPI	RPI	RPI	RPI
DIV. I ONLY	4- 4	157	4- 4	305	222	259	259	12	12	
DIV. I NON-CONF.	4- 4	157	4- 4	305	222	259	259	12	12	
TOTALS	RPI 1-25	RPI 26-50	W-L RECORDS	RPI 51-100	RPI 101-150	RPI 150+				
4- 4	0- 0	0- 1	OVERALL	0- 0	0- 1	4- 2				
1- 3	0- 0	0- 1	HOME	0- 0	0- 0	1- 2				
2- 0	0- 0	0- 0	AWAY	0- 0	0- 0	2- 0				
1- 1	0- 0	0- 0	NEUTRAL	0- 0	0- 1	1- 0				
4- 4	0- 0	0- 1	NON-CONFERENCE	0- 0	0- 1	4- 2				
1- 3	0- 0	0- 1	HOME	0- 0	0- 0	1- 2				
2- 0	0- 0	0- 0	AWAY	0- 0	0- 0	2- 0				
1- 1	0- 0	0- 0	NEUTRAL	0- 0	0- 1	1- 0				
0- 0	0- 0	0- 0	CONFERENCE	0- 0	0- 0	0- 0				
0- 0	0- 0	0- 0	HOME	0- 0	0- 0	0- 0				
0- 0	0- 0	0- 0	AWAY	0- 0	0- 0	0- 0				
0- 0	0- 0	0- 0	NEUTRAL	0- 0	0- 0	0- 0				

RPI S	Opponent	Score	RPI S	Opponent	Score	RPI S	Opponent	Score	RPI S	Opponent	Score	Team's RPI: 259
			31 H	Northern Colo.	63 71				139 N	Miami (OH)	52 69	
									167 H	Wyoming	51 61	
									214 H	Colorado St.	56 61	
									264 N	Eastern Mich.	60 54	
									308 A	Cal St. Fullerton	83 58	
									326 H	Northern Ariz.	80 73	
									334 A	Air Force	75 54	
LAST 12 Division I GAMES:												
			31 H	Northern Colo.	63 71				326 H	Northern Ariz.	80 73	
			334 A	Air Force	75 54				214 H	Colorado St.	56 61	
									308 A	Cal St. Fullerton	83 58	
									139 N	Miami (OH)	52 69	
									264 N	Eastern Mich.	60 54	
									167 H	Wyoming	51 61	

Non-Div I Games: Chadron St. 99 55

Denver

Detroit Mercy

Through Games Of Dec. 3, 2017

Average RPI Win:	0	WON-LOST	WINNING	LAST 10	STRENGTH OF	OPP. STRENGTH	TEAM	ADJ.	CONF.	ADJ CONF.
Average RPI Loss:	151	RECORD	PCT. RANK	GAMES	SCHEDULE	OF SCHEDULE	RPI	RPI	RPI	RPI
DIV. I ONLY	0- 6	323	0- 6	28	324	247	247	15	15	
DIV. I NON-CONF.	0- 6	323	0- 6	28	324	247	247	15	15	
TOTALS	RPI 1-25	RPI 26-50	W-L RECORDS	RPI 51-100	RPI 101-150	RPI 150+				
0- 6	0- 0	0- 0	OVERALL	0- 1	0- 2	0- 3				
0- 2	0- 0	0- 0	HOME	0- 1	0- 0	0- 1				
0- 2	0- 0	0- 0	AWAY	0- 0	0- 1	0- 1				
0- 2	0- 0	0- 0	NEUTRAL	0- 0	0- 1	0- 1				
0- 6	0- 0	0- 0	NON-CONFERENCE	0- 1	0- 2	0- 3				
0- 2	0- 0	0- 0	HOME	0- 1	0- 0	0- 1				
0- 2	0- 0	0- 0	AWAY	0- 0	0- 1	0- 1				
0- 2	0- 0	0- 0	NEUTRAL	0- 0	0- 1	0- 1				
0- 0	0- 0	0- 0	CONFERENCE	0- 0	0- 0	0- 0				
0- 0	0- 0	0- 0	HOME	0- 0	0- 0	0- 0				
0- 0	0- 0	0- 0	AWAY	0- 0	0- 0	0- 0				
0- 0	0- 0	0- 0	NEUTRAL	0- 0	0- 0	0- 0				

RPI 1-25				RPI 26-50				RPI 51-100				RPI 101+				Team's RPI: 247	
RPI	S	Opponent	Score	RPI	S	Opponent	Score	RPI	S	Opponent	Score	RPI	S	Opponent	Score		
								72	H	Michigan St.	60	97	137	N	Clemson	44	72
													139	A	Miami (OH)	64	91
													154	N	North Texas	57	63
													163	H	Bowling Green	81	85
													239	A	Kent St.	74	82
LAST 12 Division I GAMES:																	
				239	A	Kent St.	74	82					163	H	Bowling Green	81	85
				154	N	North Texas	57	63					139	A	Miami (OH)	64	91
				137	N	Clemson	44	72									
				72	H	Michigan St.	60	97									

Non-Div I Games:

Detroit Mercy

Loss, Non-Conf, S Site, H Home A Away N Neutral

Average RPI Win:	205	WON-LOST	WINNING	LAST 10	STRENGTH OF	OPP. STRENGTH	TEAM	ADJ.	CONF.	ADJ CONF.
Average RPI Loss:	89	RECORD	PCT. RANK	GAMES	SCHEDULE	OF SCHEDULE	RPI	RPI	RPI	RPI
DIV. I ONLY	4- 4	157	4- 4	112	166	162	162	28	28	
DIV. I NON-CONF.	4- 4	157	4- 4	112	166	162	162	28	28	
TOTALS	RPI 1-25	RPI 26-50	W-L RECORDS	RPI 51-100	RPI 101-150	RPI 150+				
4- 4	0- 1	0- 0	OVERALL	1- 2	0- 0	3- 1				
3- 1	0- 0	0- 0	HOME	1- 1	0- 0	2- 0				
0- 2	0- 1	0- 0	AWAY	0- 0	0- 0	0- 1				
1- 1	0- 0	0- 0	NEUTRAL	0- 1	0- 0	1- 0				
4- 4	0- 1	0- 0	NON-CONFERENCE	1- 2	0- 0	3- 1				
3- 1	0- 0	0- 0	HOME	1- 1	0- 0	2- 0				
0- 2	0- 1	0- 0	AWAY	0- 0	0- 0	0- 1				
1- 1	0- 0	0- 0	NEUTRAL	0- 1	0- 0	1- 0				
0- 0	0- 0	0- 0	CONFERENCE	0- 0	0- 0	0- 0				
0- 0	0- 0	0- 0	HOME	0- 0	0- 0	0- 0				
0- 0	0- 0	0- 0	AWAY	0- 0	0- 0	0- 0				
0- 0	0- 0	0- 0	NEUTRAL	0- 0	0- 0	0- 0				

RPI 1-25				RPI 26-50				RPI 51-100				RPI 101+ Team's RPI: 162			
RPI	S	Opponent	Score	RPI	S	Opponent	Score	RPI	S	Opponent	Score	RPI	S	Opponent	Score
23	A	Oregon	77 110					67	N	George Mason	75 87	167	A	Wyoming	61 75
								74	H	Milwaukee	77 73	208	H	Liberty	96 68
								100	H	Creighton	100 108	238	H	Iowa St.	83 80
												301	N	Mississippi Val.	96 60
LAST 12 Division I GAMES:															
167	A	Wyoming	61 75	100	H	Creighton	100 108								
208	H	Liberty	96 68	238	H	Iowa St.	83 80								
23	A	Oregon	77 110	301	N	Mississippi Val.	96 60								
74	H	Milwaukee	77 73	67	N	George Mason	75 87								

Non-Div I Games:

Drake

Average RPI Win:	156	WON-LOST	WINNING	LAST 10	STRENGTH OF	OPP. STRENGTH	TEAM	ADJ.	CONF.	ADJ CONF.
Average RPI Loss:	48	RECORD	PCT. RANK	GAMES	SCHEDULE	OF SCHEDULE	RPI	RPI	RPI	RPI
DIV. I ONLY	5- 3	111	5- 3	37	88	46	46	10	10	
DIV. I NON-CONF.	5- 3	111	5- 3	37	88	46	46	10	10	
TOTALS	RPI 1-25	RPI 26-50	W-L RECORDS	RPI 51-100	RPI 101-150	RPI 150+				
5- 3	0- 1	1- 0	OVERALL	1- 2	0- 0	3- 0				
3- 0	0- 0	0- 0	HOME	1- 0	0- 0	2- 0				
1- 1	0- 0	0- 0	AWAY	0- 1	0- 0	1- 0				
1- 2	0- 1	1- 0	NEUTRAL	0- 1	0- 0	0- 0				
5- 3	0- 1	1- 0	NON-CONFERENCE	1- 2	0- 0	3- 0				
3- 0	0- 0	0- 0	HOME	1- 0	0- 0	2- 0				
1- 1	0- 0	0- 0	AWAY	0- 1	0- 0	1- 0				
1- 2	0- 1	1- 0	NEUTRAL	0- 1	0- 0	0- 0				
0- 0	0- 0	0- 0	CONFERENCE	0- 0	0- 0	0- 0				
0- 0	0- 0	0- 0	HOME	0- 0	0- 0	0- 0				
0- 0	0- 0	0- 0	AWAY	0- 0	0- 0	0- 0				
0- 0	0- 0	0- 0	NEUTRAL	0- 0	0- 0	0- 0				

RPI 1-25				RPI 26-50				Team's RPI: 46				RPI 51-100				RPI 101+			
RPI	S	Opponent	Score	RPI	S	Opponent	Score	RPI	S	Opponent	Score	RPI	S	Opponent	Score	RPI	S	Opponent	Score
11	N	West Virginia	42 75	40	N	Butler	76 62	57	N	Virginia Tech	67 79	193	A	Delaware St.	73 52				
								75	A	Penn St.	70 84	203	H	Bucknell	63 54				
								79	H	La Salle	79 54	266	H	Lafayette	52 37				
LAST 12 Division I GAMES:																			
193	A	Delaware St.	73 52	40	N	Butler	76 62	11	N	West Virginia	42 75								
266	H	Lafayette	52 37					57	N	Virginia Tech	67 79								
								203	H	Bucknell	63 54								
								79	H	La Salle	79 54								
								75	A	Penn St.	70 84								

Non-Div I Games:

Drexel

Average RPI Win:	176	WON-LOST	WINNING	LAST 10	STRENGTH OF	OPP. STRENGTH	TEAM	ADJ.	CONF.	ADJ CONF.
Average RPI Loss:	6	RECORD	PCT. RANK	GAMES	SCHEDULE	OF SCHEDULE	RPI	RPI	RPI	RPI
DIV. I ONLY	6- 2	60	6- 2	81	33	33	33	3	3	
DIV. I NON-CONF.	6- 2	60	6- 2	81	33	33	33	3	3	
TOTALS	RPI 1-25	RPI 26-50	W-L RECORDS	RPI 51-100	RPI 101-150	RPI 150+				
6- 2	1- 2	0- 0	OVERALL	0- 0	2- 0	3- 0				
4- 0	1- 0	0- 0	HOME	0- 0	2- 0	1- 0				
2- 2	0- 2	0- 0	AWAY	0- 0	0- 0	2- 0				
0- 0	0- 0	0- 0	NEUTRAL	0- 0	0- 0	0- 0				
6- 2	1- 2	0- 0	NON-CONFERENCE	0- 0	2- 0	3- 0				
4- 0	1- 0	0- 0	HOME	0- 0	2- 0	1- 0				
2- 2	0- 2	0- 0	AWAY	0- 0	0- 0	2- 0				
0- 0	0- 0	0- 0	NEUTRAL	0- 0	0- 0	0- 0				
0- 0	0- 0	0- 0	CONFERENCE	0- 0	0- 0	0- 0				
0- 0	0- 0	0- 0	HOME	0- 0	0- 0	0- 0				
0- 0	0- 0	0- 0	AWAY	0- 0	0- 0	0- 0				
0- 0	0- 0	0- 0	NEUTRAL	0- 0	0- 0	0- 0				

RPI 1-25				RPI 26-50		Team's RPI: 33		RPI 51-100				RPI 101+			
RPI	S	Opponent	Score	RPI	S	Opponent	Score	RPI	S	Opponent	Score	RPI	S	Opponent	Score
5	A	Villanova	55 64									102	H	High Point	77 50
7	A	South Carolina	52 72									110	H	Oregon St.	72 65
18	H	Ohio St.	69 60									229	H	Presbyterian	79 45
												287	A	Grand Canyon	74 61
												307	A	Old Dominion	84 51
LAST 12 Division I GAMES:															
7	A	South Carolina	52 72	102	H	High Point	77 50								
18	H	Ohio St.	69 60	287	A	Grand Canyon	74 61								
229	H	Presbyterian	79 45												
110	H	Oregon St.	72 65												
307	A	Old Dominion	84 51												
5	A	Villanova	55 64												

Non-Div I Games:

Duke

Average RPI Win:	237	WON-LOST	WINNING	LAST 10	STRENGTH OF	OPP. STRENGTH	TEAM	ADJ.	CONF.	ADJ CONF.
Average RPI Loss:	175	RECORD	PCT. RANK	GAMES	SCHEDULE	OF SCHEDULE	RPI	RPI	RPI	RPI
DIV. I ONLY	7- 2	51	7- 2	337	89	170	170	11	11	
DIV. I NON-CONF.	7- 2	51	7- 2	337	89	170	170	11	11	
TOTALS	RPI 1-25	RPI 26-50	W-L RECORDS	RPI 51-100	RPI 101-150	RPI 150+				
7- 2	0- 0	0- 0	OVERALL	0- 0	0- 1	7- 1				
3- 0	0- 0	0- 0	HOME	0- 0	0- 0	3- 0				
3- 2	0- 0	0- 0	AWAY	0- 0	0- 1	3- 1				
1- 0	0- 0	0- 0	NEUTRAL	0- 0	0- 0	1- 0				
7- 2	0- 0	0- 0	NON-CONFERENCE	0- 0	0- 1	7- 1				
3- 0	0- 0	0- 0	HOME	0- 0	0- 0	3- 0				
3- 2	0- 0	0- 0	AWAY	0- 0	0- 1	3- 1				
1- 0	0- 0	0- 0	NEUTRAL	0- 0	0- 0	1- 0				
0- 0	0- 0	0- 0	CONFERENCE	0- 0	0- 0	0- 0				
0- 0	0- 0	0- 0	HOME	0- 0	0- 0	0- 0				
0- 0	0- 0	0- 0	AWAY	0- 0	0- 0	0- 0				
0- 0	0- 0	0- 0	NEUTRAL	0- 0	0- 0	0- 0				

RPI 1-25				RPI 26-50				RPI 51-100				RPI 101+ Team's RPI: 170			
RPI	S	Opponent	Score	RPI	S	Opponent	Score	RPI	S	Opponent	Score	RPI	S	Opponent	Score
												150	A	ETSU	77 81
												160	H	Saint Francis (PA)	87 68
												164	A	Virginia	74 63
												181	A	Pittsburgh	66 53
												199	A	Charlotte	72 75
												227	H	Central Conn. St.	83 58
												286	H	Iona	80 59
												304	N	N.C. A&T	73 60
												337	A	Winthrop	81 54
LAST 12 Division I GAMES:															
				286	H	Iona	80 59					227	H	Central Conn. St.	83 58
				150	A	ETSU	77 81					160	H	Saint Francis (PA)	87 68
				181	A	Pittsburgh	66 53					164	A	Virginia	74 63
				337	A	Winthrop	81 54					304	N	N.C. A&T	73 60
				199	A	Charlotte	72 75								

Non-Div I Games:

Duquesne

Average RPI Win:	263	WON-LOST	WINNING	LAST 10	STRENGTH OF	OPP. STRENGTH	TEAM	ADJ.	CONF.	ADJ CONF.
Average RPI Loss:	32	RECORD	PCT. RANK	GAMES	SCHEDULE	OF SCHEDULE	RPI	RPI	RPI	RPI
DIV. I ONLY	6- 4	122	0- 1	228	80	150	150	17	17	
DIV. I NON-CONF.	6- 4	122	0- 1	228	80	150	150	17	17	
TOTALS	RPI 1-25	RPI 26-50	W-L RECORDS	RPI 51-100	RPI 101-150	RPI 150+				
6- 4	0- 1	0- 2	OVERALL	0- 1	0- 0	6- 0				
3- 0	0- 0	0- 0	HOME	0- 0	0- 0	3- 0				
3- 1	0- 0	0- 1	AWAY	0- 0	0- 0	3- 0				
0- 3	0- 1	0- 1	NEUTRAL	0- 1	0- 0	0- 0				
6- 4	0- 1	0- 2	NON-CONFERENCE	0- 1	0- 0	6- 0				
3- 0	0- 0	0- 0	HOME	0- 0	0- 0	3- 0				
3- 1	0- 0	0- 1	AWAY	0- 0	0- 0	3- 0				
0- 3	0- 1	0- 1	NEUTRAL	0- 1	0- 0	0- 0				
0- 0	0- 0	0- 0	CONFERENCE	0- 0	0- 0	0- 0				
0- 0	0- 0	0- 0	HOME	0- 0	0- 0	0- 0				
0- 0	0- 0	0- 0	AWAY	0- 0	0- 0	0- 0				
0- 0	0- 0	0- 0	NEUTRAL	0- 0	0- 0	0- 0				

RPI 1-25			RPI 26-50			RPI 51-100			RPI 101+			Team's RPI: 150
RPI	S	Opponent	Score	RPI	S	Opponent	Score	RPI	S	Opponent	Score	
2	N	Notre Dame	46 77	27	A	Tennessee	49 87	70	N	Western Mich.	79 87	170 H Duquesne 81 77
				28	N	Washington St.	76 80					232 H Cincinnati 87 77
												237 H Tennessee Tech 74 55
												271 A Appalachian St. 70 57
												330 A Murray St. 96 68
												337 A Winthrop 74 63
LAST 12 Division I GAMES:												
70	N	Western Mich.	79 87	337	A	Winthrop	74 63					
271	A	Appalachian St.	70 57	330	A	Murray St.	96 68					
27	A	Tennessee	49 87	28	N	Washington St.	76 80					
232	H	Cincinnati	87 77	2	N	Notre Dame	46 77					
				170	H	Duquesne	81 77					
				237	H	Tennessee Tech	74 55					

Non-Div I Games:

ETSU

East Carolina

Through Games Of Dec. 3, 2017

Average RPI Win:	272	WON-LOST	WINNING	LAST 10	STRENGTH OF	OPP. STRENGTH	TEAM	ADJ.	CONF.	ADJ CONF.
Average RPI Loss:	153	RECORD	PCT. RANK	GAMES	SCHEDULE	OF SCHEDULE	RPI	RPI	RPI	RPI
DIV. I ONLY	4- 4	157	4- 4	289	210	274	274	7	7	
DIV. I NON-CONF.	4- 4	157	4- 4	289	210	274	274	7	7	
TOTALS	RPI 1-25	RPI 26-50	W-L RECORDS	RPI 51-100	RPI 101-150	RPI 150+				
4- 4	0- 0	0- 0	OVERALL	0- 2	0- 0	4- 2				
3- 2	0- 0	0- 0	HOME	0- 1	0- 0	3- 1				
0- 1	0- 0	0- 0	AWAY	0- 0	0- 0	0- 0				
1- 1	0- 0	0- 0	NEUTRAL	0- 1	0- 0	1- 0				
4- 4	0- 0	0- 0	NON-CONFERENCE	0- 2	0- 0	4- 2				
3- 2	0- 0	0- 0	HOME	0- 1	0- 0	3- 1				
0- 1	0- 0	0- 0	AWAY	0- 0	0- 0	0- 1				
1- 1	0- 0	0- 0	NEUTRAL	0- 1	0- 0	1- 0				
0- 0	0- 0	0- 0	CONFERENCE	0- 0	0- 0	0- 0				
0- 0	0- 0	0- 0	HOME	0- 0	0- 0	0- 0				
0- 0	0- 0	0- 0	AWAY	0- 0	0- 0	0- 0				
0- 0	0- 0	0- 0	NEUTRAL	0- 0	0- 0	0- 0				

RPI 1-25			RPI 26-50			RPI 51-100			RPI 101+			Team's RPI: 274
RPI	S	Opponent	Score	RPI	S	Opponent	Score	RPI	S	Opponent	Score	
						59 H William & Mary	65 71	187 H Richmond		64 65		
						99 N Jacksonville St.	73 82	199 H Charlotte		58 55		
								265 A UNCW		62 66		
								279 H Norfolk St.		51 46		
								298 N Rider		66 63		
								312 H USC Upstate		66 53		
LAST 12 Division I GAMES:												
279	H	Norfolk St.	51 46	99	N	Jacksonville St.	73 82					
199	H	Charlotte	58 55	59	H	William & Mary	65 71					
298	N	Rider	66 63	187	H	Richmond	64 65					
				265	A	UNCW	62 66					
				312	H	USC Upstate	66 53					

Non-Div I Games:

East Carolina

Loss, Non-Conf, S Site, H Home A Away N Neutral

Average RPI Win:	320	WON-LOST	WINNING	LAST 10	STRENGTH OF	OPP. STRENGTH	TEAM	ADJ.	CONF.	ADJ CONF.
Average RPI Loss:	126	RECORD	PCT. RANK	GAMES	SCHEDULE	OF SCHEDULE	RPI	RPI	RPI	RPI
DIV. I ONLY	1- 5	288	1- 5	93	302	268	268	21	21	
DIV. I NON-CONF.	1- 5	288	1- 5	93	302	268	268	21	21	
TOTALS	RPI 1-25	RPI 26-50	W-L RECORDS	RPI 51-100	RPI 101-150	RPI 150+				
1- 5	0- 0	0- 0	OVERALL	0- 2	0- 2	1- 1				
1- 1	0- 0	0- 0	HOME	0- 0	0- 1	1- 0				
0- 3	0- 0	0- 0	AWAY	0- 1	0- 1	0- 1				
0- 1	0- 0	0- 0	NEUTRAL	0- 1	0- 0	0- 0				
1- 5	0- 0	0- 0	NON-CONFERENCE	0- 2	0- 2	1- 1				
1- 1	0- 0	0- 0	HOME	0- 0	0- 1	1- 0				
0- 3	0- 0	0- 0	AWAY	0- 1	0- 1	0- 1				
0- 1	0- 0	0- 0	NEUTRAL	0- 1	0- 0	0- 0				
0- 0	0- 0	0- 0	CONFERENCE	0- 0	0- 0	0- 0				
0- 0	0- 0	0- 0	HOME	0- 0	0- 0	0- 0				
0- 0	0- 0	0- 0	AWAY	0- 0	0- 0	0- 0				
0- 0	0- 0	0- 0	NEUTRAL	0- 0	0- 0	0- 0				

RPI 1-25			RPI 26-50			RPI 51-100			RPI 101+			Team's RPI: 268
RPI	S	Opponent	Score	RPI	S	Opponent	Score	RPI	S	Opponent	Score	
						52 A Saint Joseph's	62 80	138 H Northern Ill.		64 93		
						97 N Delaware	37 66	149 A Wright St.		46 81		
								195 A Cleveland St.		69 77		
								320 H Evansville		79 52		
LAST 12 Division I GAMES:												
						97 N Delaware	37 66	195 A Cleveland St.		69 77		
						52 A Saint Joseph's	62 80					
						320 H Evansville	79 52					
						149 A Wright St.	46 81					
						138 H Northern Ill.	64 93					

Non-Div I Games:

Eastern Ill.

Average RPI Win:	325	WON-LOST	WINNING	LAST 10	STRENGTH OF	OPP. STRENGTH	TEAM	ADJ.	CONF.	ADJ CONF.
Average RPI Loss:	187	RECORD	PCT. RANK	GAMES	SCHEDULE	OF SCHEDULE	RPI	RPI	RPI	RPI
DIV. I ONLY	2- 4	229	2- 4	197	338	246	246	21	21	
DIV. I NON-CONF.	2- 4	229	2- 4	197	338	246	246	21	21	
TOTALS	RPI 1-25	RPI 26-50	W-L RECORDS	RPI 51-100	RPI 101-150	RPI 150+				
2- 4	0- 0	0- 0	OVERALL	0- 0	0- 1	2- 3				
1- 1	0- 0	0- 0	HOME	0- 0	0- 1	1- 0				
1- 3	0- 0	0- 0	AWAY	0- 0	0- 0	1- 3				
0- 0	0- 0	0- 0	NEUTRAL	0- 0	0- 0	0- 0				
2- 4	0- 0	0- 0	NON-CONFERENCE	0- 0	0- 1	2- 3				
1- 1	0- 0	0- 0	HOME	0- 0	0- 1	1- 0				
1- 3	0- 0	0- 0	AWAY	0- 0	0- 0	1- 3				
0- 0	0- 0	0- 0	NEUTRAL	0- 0	0- 0	0- 0				
0- 0	0- 0	0- 0	CONFERENCE	0- 0	0- 0	0- 0				
0- 0	0- 0	0- 0	HOME	0- 0	0- 0	0- 0				
0- 0	0- 0	0- 0	AWAY	0- 0	0- 0	0- 0				
0- 0	0- 0	0- 0	NEUTRAL	0- 0	0- 0	0- 0				

RPI 1-25				RPI 26-50				RPI 51-100				RPI 101+				Team's RPI: 246	
RPI	S	Opponent	Score	RPI	S	Opponent	Score	RPI	S	Opponent	Score	RPI	S	Opponent	Score		
												107	H	Ohio	57	69	
												163	A	Bowling Green	60	77	
												232	A	Cincinnati	53	64	
												245	A	Akron	45	62	
												311	H	UNCG	70	59	
												339	A	Western Caro.	62	59	
LAST 12 Division I GAMES:																	
				107	H	Ohio	57	69		232	A	Cincinnati	53	64			
										245	A	Akron	45	62			
										311	H	UNCG	70	59			
										339	A	Western Caro.	62	59			
										163	A	Bowling Green	60	77			

Non-Div I Games:

Eastern Ky.

■ Loss,
 ■ Non-Conf, S Site,
 ■ Home
 ■ Away
 N Neutral

Average RPI Win:	310	WON-LOST	WINNING	LAST 10	STRENGTH OF	OPP. STRENGTH	TEAM	ADJ.	CONF.	ADJ CONF.
Average RPI Loss:	168	RECORD	PCT. RANK	GAMES	SCHEDULE	OF SCHEDULE	RPI	RPI	RPI	RPI
DIV. I ONLY	1- 5	288	1- 5	87	332	264	264	8	8	
DIV. I NON-CONF.	1- 5	288	1- 5	87	332	264	264	8	8	
TOTALS	RPI 1-25	RPI 26-50	W-L RECORDS	RPI 51-100	RPI 101-150	RPI 150+				
1- 5	0- 0	0- 0	OVERALL	0- 2	0- 0	1- 3				
1- 0	0- 0	0- 0	HOME	0- 0	0- 0	1- 0				
0- 4	0- 0	0- 0	AWAY	0- 2	0- 0	0- 2				
0- 1	0- 0	0- 0	NEUTRAL	0- 0	0- 0	0- 1				
1- 5	0- 0	0- 0	NON-CONFERENCE	0- 2	0- 0	1- 3				
1- 0	0- 0	0- 0	HOME	0- 0	0- 0	1- 0				
0- 4	0- 0	0- 0	AWAY	0- 2	0- 0	0- 2				
0- 1	0- 0	0- 0	NEUTRAL	0- 0	0- 0	0- 1				
0- 0	0- 0	0- 0	CONFERENCE	0- 0	0- 0	0- 0				
0- 0	0- 0	0- 0	HOME	0- 0	0- 0	0- 0				
0- 0	0- 0	0- 0	AWAY	0- 0	0- 0	0- 0				
0- 0	0- 0	0- 0	NEUTRAL	0- 0	0- 0	0- 0				

RPI 1-25			RPI 26-50			RPI 51-100			RPI 101+			Team's RPI: 264
RPI	S	Opponent	Score	RPI	S	Opponent	Score	RPI	S	Opponent	Score	
						54 A Minnesota	56 80	195 A Cleveland St.		65 77		
						88 A Loyola Marymount	64 73	243 A St. Bonaventure		51 70		
								259 N Denver		54 60		
								310 H Florida A&M		83 61		
LAST 12 Division I GAMES:												
						88 A Loyola Marymount	64 73	54 A Minnesota		56 80		
						259 N Denver	54 60					
						243 A St. Bonaventure	51 70					
						195 A Cleveland St.	65 77					
						310 H Florida A&M	83 61					

Non-Div I Games: Rochester College 62 29

Eastern Mich.

Average RPI Win:	336	WON-LOST	WINNING	LAST 10	STRENGTH OF	OPP. STRENGTH	TEAM	ADJ.	CONF.	ADJ CONF.
Average RPI Loss:	201	RECORD	PCT. RANK	GAMES	SCHEDULE	OF SCHEDULE	RPI	RPI	RPI	RPI
DIV. I ONLY	2- 5	244	2- 5	341	280	332	332	20	20	
DIV. I NON-CONF.	2- 5	244	2- 5	341	280	332	332	20	20	
TOTALS	RPI 1-25	RPI 26-50	W-L RECORDS	RPI 51-100	RPI 101-150	RPI 150+				
2- 5	0- 1	0- 0	OVERALL	0- 0	0- 0	2- 4				
1- 2	0- 0	0- 0	HOME	0- 0	0- 0	1- 2				
1- 3	0- 1	0- 0	AWAY	0- 0	0- 0	1- 2				
0- 0	0- 0	0- 0	NEUTRAL	0- 0	0- 0	0- 0				
2- 5	0- 1	0- 0	NON-CONFERENCE	0- 0	0- 0	2- 4				
1- 2	0- 0	0- 0	HOME	0- 0	0- 0	1- 2				
1- 3	0- 1	0- 0	AWAY	0- 0	0- 0	1- 2				
0- 0	0- 0	0- 0	NEUTRAL	0- 0	0- 0	0- 0				
0- 0	0- 0	0- 0	CONFERENCE	0- 0	0- 0	0- 0				
0- 0	0- 0	0- 0	HOME	0- 0	0- 0	0- 0				
0- 0	0- 0	0- 0	AWAY	0- 0	0- 0	0- 0				
0- 0	0- 0	0- 0	NEUTRAL	0- 0	0- 0	0- 0				

RPI 1-25				RPI 26-50			RPI 51-100			RPI 101+			Team's RPI: 332
RPI	S	Opponent	Score	RPI	S	Opponent	Score	RPI	S	Opponent	Score		
23	A	Oregon	40 81							159	A	Gonzaga	45 69
										217	H	BYU	69 73
										289	A	Fresno St.	56 81
										317	H	Boise St.	57 61
										334	A	Air Force	65 63
										338	H	Utah Valley	61 41
LAST 12 Division I GAMES:													
				317	H	Boise St.	57 61	159	A	Gonzaga	45 69		
								338	H	Utah Valley	61 41		
								23	A	Oregon	40 81		
								217	H	BYU	69 73		
								334	A	Air Force	65 63		
								289	A	Fresno St.	56 81		

Non-Div I Games:

Eastern Wash.

■ Loss,
 ■ Non-Conf, S Site,
 ■ Home
 ■ Away
 N Neutral

Average RPI Win: 173		WON-LOST	WINNING	LAST 10	STRENGTH OF	OPP. STRENGTH	TEAM	ADJ.	CONF.	ADJ CONF.
Average RPI Loss: 51		RECORD	PCT. RANK	GAMES	SCHEDULE	OF SCHEDULE	RPI	RPI	RPI	RPI
DIV. I ONLY		5- 2	72	5- 2	239	10	83	83	10	10
DIV. I NON-CONF.		5- 2	72	5- 2	239	10	83	83	10	10
TOTALS	RPI 1-25		RPI 26-50	W-L RECORDS	RPI 51-100	RPI 101-150	RPI 150+			
5- 2	0- 1		0- 0	OVERALL	2- 1	1- 0	2- 0			
2- 0	0- 0		0- 0	HOME	0- 0	1- 0	1- 0			
2- 1	0- 0		0- 0	AWAY	1- 0	0- 0	1- 0			
1- 1	0- 1		0- 0	NEUTRAL	1- 0	0- 0	0- 0			
5- 2	0- 1		0- 0	NON-CONFERENCE	2- 1	1- 0	2- 0			
2- 0	0- 0		0- 0	HOME	0- 0	1- 0	1- 0			
2- 1	0- 0		0- 0	AWAY	1- 1	0- 0	1- 0			
1- 1	0- 1		0- 0	NEUTRAL	1- 0	0- 0	0- 0			
0- 0	0- 0		0- 0	CONFERENCE	0- 0	0- 0	0- 0			
0- 0	0- 0		0- 0	HOME	0- 0	0- 0	0- 0			
0- 0	0- 0		0- 0	AWAY	0- 0	0- 0	0- 0			
0- 0	0- 0		0- 0	NEUTRAL	0- 0	0- 0	0- 0			

RPI 1-25				RPI 26-50				RPI 51-100				Team's RPI: 83	RPI 101+			
RPI	S	Opponent	Score	RPI	S	Opponent	Score	RPI	S	Opponent	Score		RPI	S	Opponent	Score
12	N	Iowa	61 74					56	N	Alabama	60 55		105	H	Hampton	82 59
								63	A	UCF	71 57		304	A	N.C. A&T	90 59
								89	A	Wake Forest	51 53		337	H	Winthrop	98 37
LAST 12 Division I GAMES:																
				89	A	Wake Forest	51 53	337	H	Winthrop	98 37					
				12	N	Iowa	61 74									
				56	N	Alabama	60 55									
				63	A	UCF	71 57									
				105	H	Hampton	82 59									
				304	A	N.C. A&T	90 59									

Non-Div I Games: Coker

106 54

Elon

Evansville

Through Games Of Dec. 3, 2017

Average RPI Win:	330	WON-LOST	WINNING	LAST 10	STRENGTH OF	OPP. STRENGTH	TEAM	ADJ.	CONF.	ADJ CONF.
Average RPI Loss:	179	RECORD	PCT. RANK	GAMES	SCHEDULE	OF SCHEDULE	RPI	RPI	RPI	RPI
DIV. I ONLY	1- 4	277	1- 4	300	283	320	320	28	28	
DIV. I NON-CONF.	1- 4	277	1- 4	300	283	320	320	28	28	
TOTALS	RPI 1-25	RPI 26-50	W-L RECORDS	RPI 51-100	RPI 101-150	RPI 150+				
1- 4	0- 0	0- 1	OVERALL	0- 0	0- 0	1- 3				
1- 0	0- 0	0- 0	HOME	0- 0	0- 0	1- 0				
0- 4	0- 0	0- 0	AWAY	0- 0	0- 0	0- 0				
0- 0	0- 0	0- 0	NEUTRAL	0- 0	0- 0	0- 0				
1- 4	0- 0	0- 1	NON-CONFERENCE	0- 0	0- 0	1- 3				
1- 0	0- 0	0- 0	HOME	0- 0	0- 0	1- 0				
0- 4	0- 0	0- 1	AWAY	0- 0	0- 0	0- 3				
0- 0	0- 0	0- 0	NEUTRAL	0- 0	0- 0	0- 0				
0- 0	0- 0	0- 0	CONFERENCE	0- 0	0- 0	0- 0				
0- 0	0- 0	0- 0	HOME	0- 0	0- 0	0- 0				
0- 0	0- 0	0- 0	AWAY	0- 0	0- 0	0- 0				
0- 0	0- 0	0- 0	NEUTRAL	0- 0	0- 0	0- 0				

RPI S	Opponent	Score	RPI S	Opponent	Score	RPI S	Opponent	Score	RPI S	Opponent	Score	Team's RPI: 320
			45 A	Western Ky.	54 92				152 A	Austin Peay	73 82	
									251 A	Alabama A&M	56 70	
									268 A	Eastern Ill.	52 79	
									330 H	Murray St.	89 81	
LAST 12 Division I GAMES:												
						152 A	Austin Peay	73 82				
						45 A	Western Ky.	54 92				
						268 A	Eastern Ill.	52 79				
						251 A	Alabama A&M	56 70				
						330 H	Murray St.	89 81				

Non-Div I Games: Westminster (MO) 79 53

Evansville

Loss, Non-Conf, S Site, H Home A Away N Neutral

Average RPI Win:	207	WON-LOST	WINNING	LAST 10	STRENGTH OF	OPP. STRENGTH	TEAM	ADJ.	CONF.	ADJ CONF.
Average RPI Loss:	48	RECORD	PCT. RANK	GAMES	SCHEDULE	OF SCHEDULE	RPI	RPI	RPI	RPI
DIV. I ONLY	8- 2	45	1- 0	51	233	32	32	14	14	
DIV. I NON-CONF.	8- 2	45	1- 0	51	233	32	32	14	14	
TOTALS	RPI 1-25	RPI 26-50	W-L RECORDS	RPI 51-100	RPI 101-150	RPI 150+				
8- 2	0- 1	0- 0	OVERALL	1- 1	1- 0	6- 0				
1- 0	0- 0	0- 0	HOME	0- 0	0- 0	1- 0				
4- 0	0- 0	0- 0	AWAY	0- 0	1- 0	3- 0				
3- 2	0- 1	0- 0	NEUTRAL	1- 1	0- 0	2- 0				
8- 2	0- 1	0- 0	NON-CONFERENCE	1- 1	1- 0	6- 0				
1- 0	0- 0	0- 0	HOME	0- 0	0- 0	1- 0				
4- 0	0- 0	0- 0	AWAY	0- 0	1- 0	3- 0				
3- 2	0- 1	0- 0	NEUTRAL	1- 1	0- 0	2- 0				
0- 0	0- 0	0- 0	CONFERENCE	0- 0	0- 0	0- 0				
0- 0	0- 0	0- 0	HOME	0- 0	0- 0	0- 0				
0- 0	0- 0	0- 0	AWAY	0- 0	0- 0	0- 0				
0- 0	0- 0	0- 0	NEUTRAL	0- 0	0- 0	0- 0				

RPI 1-25			RPI 26-50		Team's RPI: 32	RPI 51-100			RPI 101+		
RPI S	Opponent	Score	RPI S	Opponent	Score	RPI S	Opponent	Score	RPI S	Opponent	Score
18 N	Ohio St.	62 104				77 N	Belmont	65 75	116 A	Siena	63 50
						95 N	DePaul	89 84	156 H	Illinois	85 61
									239 N	Kent St.	80 62
									239 N	Kent St.	80 62
									240 A	Abilene Christian	94 55
									245 A	Akron	82 63
									325 A	FIU	88 52
LAST 12 Division I GAMES:											
239 N	Kent St.	80 62	245 A	Akron	82 63						
240 A	Abilene Christian	94 55	239 N	Kent St.	80 62						
77 N	Belmont	65 75	325 A	FIU	88 52						
18 N	Ohio St.	62 104	156 H	Illinois	85 61						
95 N	DePaul	89 84									
116 A	Siena	63 50									

Non-Div I Games:

FGCU

F
I
UF
I
U

FIU

Page 83

Average RPI Win:	276	WON-LOST	WINNING	LAST 10	STRENGTH OF	OPP. STRENGTH	TEAM	ADJ.	CONF.	ADJ CONF.
Average RPI Loss:	140	RECORD	PCT. RANK	GAMES	SCHEDULE	OF SCHEDULE	RPI	RPI	RPI	RPI
DIV. I ONLY	3- 5	220	3- 5	242	262	253	253	19	19	
DIV. I NON-CONF.	3- 5	220	3- 5	242	262	253	253	19	19	
TOTALS	RPI 1-25	RPI 26-50	W-L RECORDS	RPI 51-100	RPI 101-150	RPI 150+				
3- 5	0- 0	0- 0	OVERALL	0- 1	0- 1	3- 3				
2- 1	0- 0	0- 0	HOME	0- 0	0- 0	2- 1				
1- 3	0- 0	0- 0	AWAY	0- 1	0- 0	1- 2				
0- 1	0- 0	0- 0	NEUTRAL	0- 0	0- 1	0- 0				
3- 5	0- 0	0- 0	NON-CONFERENCE	0- 1	0- 1	3- 3				
2- 1	0- 0	0- 0	HOME	0- 0	0- 0	2- 1				
1- 3	0- 0	0- 0	AWAY	0- 1	0- 0	1- 2				
0- 1	0- 0	0- 0	NEUTRAL	0- 0	0- 1	0- 0				
0- 0	0- 0	0- 0	CONFERENCE	0- 0	0- 0	0- 0				
0- 0	0- 0	0- 0	HOME	0- 0	0- 0	0- 0				
0- 0	0- 0	0- 0	AWAY	0- 0	0- 0	0- 0				
0- 0	0- 0	0- 0	NEUTRAL	0- 0	0- 0	0- 0				

RPI 1-25			RPI 26-50			RPI 51-100			RPI 101+			Team's RPI: 253
RPI	S	Opponent	Score	RPI	S	Opponent	Score	RPI	S	Opponent	Score	
						59 A William & Mary	47 57			113 N New Hampshire	61 71	
										168 A Northeastern	43 63	
										173 A Lehigh	53 56	
										180 A Boston College	66 58	
										187 H Richmond	67 72	
										302 H Mt. St. Mary's	76 65	
										347 H UMass Lowell	78 67	
LAST 12 Division I GAMES:												
59	A	William & Mary	47 57	180	A	Boston College	66 58					
187	H	Richmond	67 72	347	H	UMass Lowell	78 67					
				113	N	New Hampshire	61 71					
				173	A	Lehigh	53 56					
				302	H	Mt. St. Mary's	76 65					
				168	A	Northeastern	43 63					

Non-Div I Games:

Fairfield

Average RPI Win:	243	WON-LOST	WINNING	LAST 10	STRENGTH OF	OPP. STRENGTH	TEAM	ADJ.	CONF.	ADJ CONF.
Average RPI Loss:	168	RECORD	PCT. RANK	GAMES	SCHEDULE	OF SCHEDULE	RPI	RPI	RPI	RPI
DIV. I ONLY	4- 2	98	4- 2	280	310	206	206	25	25	
DIV. I NON-CONF.	4- 2	98	4- 2	280	310	206	206	25	25	
TOTALS	RPI 1-25	RPI 26-50	W-L RECORDS	RPI 51-100	RPI 101-150	RPI 150+				
4- 2	0- 0	0- 0	OVERALL	0- 1	1- 0	3- 1				
2- 1	0- 0	0- 0	HOME	0- 1	1- 0	1- 0				
2- 1	0- 0	0- 0	AWAY	0- 0	0- 0	2- 1				
0- 0	0- 0	0- 0	NEUTRAL	0- 0	0- 0	0- 0				
4- 2	0- 0	0- 0	NON-CONFERENCE	0- 1	1- 0	3- 1				
2- 1	0- 0	0- 0	HOME	0- 1	1- 0	1- 0				
2- 1	0- 0	0- 0	AWAY	0- 0	0- 0	2- 1				
0- 0	0- 0	0- 0	NEUTRAL	0- 0	0- 0	0- 0				
0- 0	0- 0	0- 0	CONFERENCE	0- 0	0- 0	0- 0				
0- 0	0- 0	0- 0	HOME	0- 0	0- 0	0- 0				
0- 0	0- 0	0- 0	AWAY	0- 0	0- 0	0- 0				
0- 0	0- 0	0- 0	NEUTRAL	0- 0	0- 0	0- 0				

RPI 1-25			RPI 26-50			RPI 51-100			RPI 101+			Team's RPI: 206
RPI	S	Opponent	Score	RPI	S	Opponent	Score	RPI	S	Opponent	Score	
						84	H Stony Brook	51	56	120	H Army West Point	58 56
										201	H Colgate	61 51
										252	A Howard	65 68
										303	A NJIT	74 70
										349	A Longwood	72 52
LAST 12 Division I GAMES:												
252	A	Howard	65	68	303	A	NJIT	74	70			
349	A	Longwood	72	52	120	H	Army West Point	58	56			
201	H	Colgate	61	51								
84	H	Stony Brook	51	56								

Non-Div I Games: Rutgers-Newark 76 40

Fairleigh Dickinson

Average RPI Win:	213	WON-LOST	WINNING	LAST 10	STRENGTH OF	OPP. STRENGTH	TEAM	ADJ.	CONF.	ADJ CONF.
Average RPI Loss:	145	RECORD	PCT. RANK	GAMES	SCHEDULE	OF SCHEDULE	RPI	RPI	RPI	RPI
DIV. I ONLY	3- 4	194	3- 4	204	189	233	233	16	16	
DIV. I NON-CONF.	3- 4	194	3- 4	204	189	233	233	16	16	
TOTALS	RPI 1-25	RPI 26-50	W-L RECORDS	RPI 51-100	RPI 101-150	RPI 150+				
3- 4	0- 0	0- 1	OVERALL	0- 1	1- 0	2- 2				
2- 2	0- 0	0- 0	HOME	0- 1	1- 0	1- 1				
1- 1	0- 0	0- 1	AWAY	0- 0	0- 0	1- 0				
0- 1	0- 0	0- 0	NEUTRAL	0- 0	0- 0	0- 1				
3- 4	0- 0	0- 1	NON-CONFERENCE	0- 1	1- 0	2- 2				
2- 2	0- 0	0- 0	HOME	0- 1	1- 0	1- 1				
1- 1	0- 0	0- 1	AWAY	0- 0	0- 0	1- 0				
0- 1	0- 0	0- 0	NEUTRAL	0- 0	0- 0	0- 1				
0- 0	0- 0	0- 0	CONFERENCE	0- 0	0- 0	0- 0				
0- 0	0- 0	0- 0	HOME	0- 0	0- 0	0- 0				
0- 0	0- 0	0- 0	AWAY	0- 0	0- 0	0- 0				
0- 0	0- 0	0- 0	NEUTRAL	0- 0	0- 0	0- 0				

RPI S	Opponent	Score	RPI S	Opponent	Score	RPI S	Opponent	Score	RPI S	Opponent	Score	Team's RPI: 233
37	A Colorado	69 76	94	H Mercer	55 66	108	H North Florida	83 75	163	N Bowling Green	55 66	
						215	H St. Francis Brooklyn	80 60	287	H Grand Canyon	73 77	
						316	A Indiana St.	66 58				
LAST 12 Division I GAMES:												
316	A Indiana St.	66 58	108	H North Florida	83 75	287	H Grand Canyon	73 77	163	N Bowling Green	55 66	
37	A Colorado	69 76	215	H St. Francis Brooklyn	80 60							
94	H Mercer	55 66										

Non-Div I Games:

Fla. Atlantic

FloridaFlorida

Florida

Page 87

Average RPI Win: 339		WON-LOST	WINNING	LAST 10	STRENGTH OF	OPP. STRENGTH	TEAM	ADJ.	CONF.	ADJ CONF.
Average RPI Loss: 188		RECORD	PCT. RANK	GAMES	SCHEDULE	OF SCHEDULE	RPI	RPI	RPI	RPI
DIV. I ONLY		1- 7	311	1- 7	285	251	310	310	31	31
DIV. I NON-CONF.		1- 7	311	1- 7	285	251	310	310	31	31
TOTALS	RPI 1-25	RPI 26-50		W-L RECORDS		RPI 51-100	RPI 101-150	RPI 150+		
1- 7	0- 1	0- 0		OVERALL		0- 0	0- 1	1- 5		
0- 1	0- 0	0- 0		HOME		0- 0	0- 0	0- 1		
1- 5	0- 1	0- 0		AWAY		0- 0	0- 1	1- 3		
0- 1	0- 0	0- 0		NEUTRAL		0- 0	0- 0	0- 1		
1- 7	0- 1	0- 0		NON-CONFERENCE		0- 0	0- 1	1- 5		
0- 1	0- 0	0- 0		HOME		0- 0	0- 0	0- 1		
1- 5	0- 1	0- 0		AWAY		0- 0	0- 1	1- 3		
0- 1	0- 0	0- 0		NEUTRAL		0- 0	0- 0	0- 1		
0- 0	0- 0	0- 0		CONFERENCE		0- 0	0- 0	0- 0		
0- 0	0- 0	0- 0		HOME		0- 0	0- 0	0- 0		
0- 0	0- 0	0- 0		AWAY		0- 0	0- 0	0- 0		
0- 0	0- 0	0- 0		NEUTRAL		0- 0	0- 0	0- 0		

RPI 1-25					
RPI	S	Opponent	Score		
9	A	Kansas St.	57	81	
RPI 26-50					
RPI	S	Opponent	Score		
RPI 51-100					
RPI	S	Opponent	Score		
RPI 101+					
RPI	S	Opponent	Score		
140	A	Omaha	73	78	
197	A	UTRGV	38	51	
202	N	A&M-Corpus Christi	55	58	
222	H	Sacred Heart	68	73	
264	A	Eastern Mich.	61	83	
283	A	Texas Tech	63	82	
339	A	Western Caro.	80	63	
Team's RPI: 310					
LAST 12 Division I GAMES:					
202	N	A&M-Corpus Christi	55	58	339 A Western Caro. 80 63
197	A	UTRGV	38	51	264 A Eastern Mich. 61 83
222	H	Sacred Heart	68	73	
140	A	Omaha	73	78	
9	A	Kansas St.	57	81	
283	A	Texas Tech	63	82	

Non-Div I Games:

Florida A&M

Loss, Non-Conf, S Site, H Home A Away N Neutral

Average RPI Win:	136	WON-LOST	WINNING	LAST 10	STRENGTH OF	OPP. STRENGTH	TEAM	ADJ.	CONF.	ADJ CONF.
Average RPI Loss:	0	RECORD	PCT. RANK	GAMES	SCHEDULE	OF SCHEDULE	RPI	RPI	RPI	RPI
DIV. I ONLY	8- 0	1	8- 0	65	44	8	8	3	3	
DIV. I NON-CONF.	8- 0	1	8- 0	65	44	8	8	3	3	
TOTALS	RPI 1-25	RPI 26-50	W-L RECORDS	RPI 51-100	RPI 101-150	RPI 150+				
8- 0	1- 0	0- 0	OVERALL	1- 0	3- 0	3- 0				
3- 0	0- 0	0- 0	HOME	0- 0	2- 0	1- 0				
5- 0	1- 0	0- 0	AWAY	1- 0	1- 0	2- 0				
0- 0	0- 0	0- 0	NEUTRAL	0- 0	0- 0	0- 0				
8- 0	1- 0	0- 0	NON-CONFERENCE	1- 0	3- 0	3- 0				
3- 0	0- 0	0- 0	HOME	0- 0	2- 0	1- 0				
5- 0	1- 0	0- 0	AWAY	1- 0	1- 0	2- 0				
0- 0	0- 0	0- 0	NEUTRAL	0- 0	0- 0	0- 0				
0- 0	0- 0	0- 0	CONFERENCE	0- 0	0- 0	0- 0				
0- 0	0- 0	0- 0	HOME	0- 0	0- 0	0- 0				
0- 0	0- 0	0- 0	AWAY	0- 0	0- 0	0- 0				
0- 0	0- 0	0- 0	NEUTRAL	0- 0	0- 0	0- 0				

RPI 1-25				Team's RPI: 8				RPI 26-50				RPI 51-100				RPI 101+			
RPI	S	Opponent	Score					RPI	S	Opponent	Score	RPI	S	Opponent	Score	RPI	S	Opponent	Score
12	A	Iowa	94 93									99	A	Jacksonville St.	75 51	108	H	North Florida	109 51
																131	H	Samford	87 62
																132	A	James Madison	79 63
																157	A	Florida	84 54
																222	H	Sacred Heart	101 52
																230	A	Grambling	96 53
LAST 12 Division I GAMES:																			
157	A	Florida	84 54					132	A	James Madison	79 63								
99	A	Jacksonville St.	75 51					12	A	Iowa	94 93								
108	H	North Florida	109 51					131	H	Samford	87 62								
								222	H	Sacred Heart	101 52								
								230	A	Grambling	96 53								

Non-Div I Games:

Florida St.

Average RPI Win:	198	WON-LOST	WINNING	LAST 10	STRENGTH OF	OPP. STRENGTH	TEAM	ADJ.	CONF.	ADJ CONF.
Average RPI Loss:	148	RECORD	PCT. RANK	GAMES	SCHEDULE	OF SCHEDULE	RPI	RPI	RPI	RPI
DIV. I ONLY	4- 2	98	4- 2	201	148	96	96	11	11	
DIV. I NON-CONF.	4- 2	98	4- 2	201	148	96	96	11	11	
TOTALS	RPI 1-25	RPI 26-50	W-L RECORDS	RPI 51-100	RPI 101-150	RPI 150+				
4- 2	0- 0	1- 0	OVERALL	0- 0	0- 1	3- 1				
3- 0	0- 0	1- 0	HOME	0- 0	0- 0	2- 0				
1- 2	0- 0	0- 0	AWAY	0- 0	0- 1	1- 1				
0- 0	0- 0	0- 0	NEUTRAL	0- 0	0- 0	0- 0				
4- 2	0- 0	1- 0	NON-CONFERENCE	0- 0	0- 1	3- 1				
3- 0	0- 0	1- 0	HOME	0- 0	0- 0	2- 0				
1- 2	0- 0	0- 0	AWAY	0- 0	0- 1	1- 1				
0- 0	0- 0	0- 0	NEUTRAL	0- 0	0- 0	0- 0				
0- 0	0- 0	0- 0	CONFERENCE	0- 0	0- 0	0- 0				
0- 0	0- 0	0- 0	HOME	0- 0	0- 0	0- 0				
0- 0	0- 0	0- 0	AWAY	0- 0	0- 0	0- 0				
0- 0	0- 0	0- 0	NEUTRAL	0- 0	0- 0	0- 0				

RPI 1-25			RPI 26-50			RPI 51-100			Team's RPI: 96	RPI 101+		
RPI	S	Opponent	Score	RPI	S	Opponent	Score	RPI	S	Opponent	Score	
				31	H	Northern Colo.	48 33			115	A	Albany (NY) 52 59
										180	A	Boston College 52 55
										181	H	Pittsburgh 58 55
										242	A	Manhattan 54 48
										336	H	UMBC 55 46
LAST 12 Division I GAMES:												
181	H	Pittsburgh	58 55	115	A	Albany (NY)	52 59					
242	A	Manhattan	54 48	180	A	Boston College	52 55					
31	H	Northern Colo.	48 33	336	H	UMBC	55 46					

Non-Div I Games:

Fordham

Average RPI Win:	341	WON-LOST	WINNING	LAST 10	STRENGTH OF	OPP. STRENGTH	TEAM	ADJ.	CONF.	ADJ CONF.
Average RPI Loss:	156	RECORD	PCT. RANK	GAMES	SCHEDULE	OF SCHEDULE	RPI	RPI	RPI	RPI
DIV. I ONLY	1- 4	277	1- 4	171	333	294	294	12	12	
DIV. I NON-CONF.	1- 4	277	1- 4	171	333	294	294	12	12	
TOTALS	RPI 1-25	RPI 26-50	W-L RECORDS	RPI 51-100	RPI 101-150	RPI 150+				
1- 4	0- 0	0- 0	OVERALL	0- 2	0- 0	1- 2				
1- 1	0- 0	0- 0	HOME	0- 0	0- 0	1- 1				
0- 3	0- 0	0- 0	AWAY	0- 2	0- 0	0- 1				
0- 0	0- 0	0- 0	NEUTRAL	0- 0	0- 0	0- 0				
1- 4	0- 0	0- 0	NON-CONFERENCE	0- 2	0- 0	1- 2				
1- 1	0- 0	0- 0	HOME	0- 0	0- 0	1- 1				
0- 3	0- 0	0- 0	AWAY	0- 2	0- 0	0- 1				
0- 0	0- 0	0- 0	NEUTRAL	0- 0	0- 0	0- 0				
0- 0	0- 0	0- 0	CONFERENCE	0- 0	0- 0	0- 0				
0- 0	0- 0	0- 0	HOME	0- 0	0- 0	0- 0				
0- 0	0- 0	0- 0	AWAY	0- 0	0- 0	0- 0				
0- 0	0- 0	0- 0	NEUTRAL	0- 0	0- 0	0- 0				

RPI 1-25				RPI 26-50				RPI 51-100				RPI 101+				Team's RPI: 294	
RPI	S	Opponent	Score	RPI	S	Opponent	Score	RPI	S	Opponent	Score	RPI	S	Opponent	Score		
								61	A	Xavier	50	62	156	A	Illinois	50	64
								77	A	Belmont	42	74	328	H	Ill.-Chicago	51	67
													341	H	Loyola Chicago	79	70
LAST 12 Division I GAMES:																	
				341	H	Loyola Chicago	79	70	61	A	Xavier	50	62				
				156	A	Illinois	50	64	328	H	Ill.-Chicago	51	67				
									77	A	Belmont	42	74				

Non-Div I Games: Quincy 73 72 Findlay 55 75

Fort Wayne

Average RPI Win:	312	WON-LOST	WINNING	LAST 10	STRENGTH OF	OPP. STRENGTH	TEAM	ADJ.	CONF.	ADJ CONF.
Average RPI Loss:	161	RECORD	PCT. RANK	GAMES	SCHEDULE	OF SCHEDULE	RPI	RPI	RPI	RPI
DIV. I ONLY	2- 5	244	2- 5	275	274	289	289	27	27	
DIV. I NON-CONF.	2- 5	244	2- 5	275	274	289	289	27	27	
TOTALS	RPI 1-25	RPI 26-50	W-L RECORDS	RPI 51-100	RPI 101-150	RPI 150+				
2- 5	0- 0	0- 0	OVERALL	0- 1	0- 2	2- 2				
1- 2	0- 0	0- 0	HOME	0- 1	0- 0	1- 1				
1- 3	0- 0	0- 0	AWAY	0- 0	0- 2	1- 1				
0- 0	0- 0	0- 0	NEUTRAL	0- 0	0- 0	0- 0				
2- 5	0- 0	0- 0	NON-CONFERENCE	0- 1	0- 2	2- 2				
1- 2	0- 0	0- 0	HOME	0- 1	0- 0	1- 1				
1- 3	0- 0	0- 0	AWAY	0- 0	0- 2	1- 1				
0- 0	0- 0	0- 0	NEUTRAL	0- 0	0- 0	0- 0				
0- 0	0- 0	0- 0	CONFERENCE	0- 0	0- 0	0- 0				
0- 0	0- 0	0- 0	HOME	0- 0	0- 0	0- 0				
0- 0	0- 0	0- 0	AWAY	0- 0	0- 0	0- 0				
0- 0	0- 0	0- 0	NEUTRAL	0- 0	0- 0	0- 0				

RPI 1-25				RPI 26-50				RPI 51-100				RPI 101+ Team's RPI: 289			
RPI	S	Opponent	Score	RPI	S	Opponent	Score	RPI	S	Opponent	Score	RPI	S	Opponent	Score
								55	H	Arizona St.	49 81	124	A	UT Arlington	54 67
												145	A	Texas St.	59 76
												183	H	UC Riverside	56 68
												291	A	UC Santa Barbara	64 57
												296	A	CSUN	72 85
												332	H	Eastern Wash.	81 56
LAST 12 Division I GAMES:															
296	A	CSUN	72 85	183	H	UC Riverside	56 68								
291	A	UC Santa Barbara	64 57	55	H	Arizona St.	49 81								
145	A	Texas St.	59 76	332	H	Eastern Wash.	81 56								
124	A	UT Arlington	54 67												

Non-Div I Games:

Fresno St.

Average RPI Win:	244	WON-LOST	WINNING	LAST 10	STRENGTH OF	OPP. STRENGTH	TEAM	ADJ.	CONF.	ADJ CONF.
Average RPI Loss:	78	RECORD	PCT. RANK	GAMES	SCHEDULE	OF SCHEDULE	RPI	RPI	RPI	RPI
DIV. I ONLY	5- 2	72	5- 2	248	175	125	125	17	17	
DIV. I NON-CONF.	5- 2	72	5- 2	248	175	125	125	17	17	
TOTALS	RPI 1-25	RPI 26-50	W-L RECORDS	RPI 51-100	RPI 101-150	RPI 150+				
5- 2	0- 0	0- 1	OVERALL	0- 0	0- 1	5- 0				
4- 0	0- 0	0- 0	HOME	0- 0	0- 0	4- 0				
1- 2	0- 0	0- 0	AWAY	0- 0	0- 1	1- 0				
0- 0	0- 0	0- 0	NEUTRAL	0- 0	0- 0	0- 0				
5- 2	0- 0	0- 1	NON-CONFERENCE	0- 0	0- 1	5- 0				
4- 0	0- 0	0- 0	HOME	0- 0	0- 0	4- 0				
1- 2	0- 0	0- 1	AWAY	0- 0	0- 1	1- 0				
0- 0	0- 0	0- 0	NEUTRAL	0- 0	0- 0	0- 0				
0- 0	0- 0	0- 0	CONFERENCE	0- 0	0- 0	0- 0				
0- 0	0- 0	0- 0	HOME	0- 0	0- 0	0- 0				
0- 0	0- 0	0- 0	AWAY	0- 0	0- 0	0- 0				
0- 0	0- 0	0- 0	NEUTRAL	0- 0	0- 0	0- 0				

RPI 1-25				RPI 26-50				RPI 51-100				RPI 101+ Team's RPI: 125			
RPI	S	Opponent	Score	RPI	S	Opponent	Score	RPI	S	Opponent	Score	RPI	S	Opponent	Score
				49	A	Georgia	44 79					106	A	Gardner-Webb	57 71
												186	H	Kennesaw St.	78 59
												196	H	Davidson	65 62
												260	H	Col. of Charleston	72 58
												265	H	UNCW	76 71
												312	A	USC Upstate	80 59
LAST 12 Division I GAMES:															
				106	A	Gardner-Webb	57 71					312	A	USC Upstate	80 59
				186	H	Kennesaw St.	78 59					49	A	Georgia	44 79
				196	H	Davidson	65 62					265	H	UNCW	76 71
				260	H	Col. of Charleston	72 58								

Non-Div I Games: Pfeiffer 102 51

Furman

Average RPI Win: 288		WON-LOST	WINNING	LAST 10	STRENGTH OF	OPP. STRENGTH	TEAM	ADJ.	CONF.	ADJ CONF.
Average RPI Loss: 188		RECORD	PCT. RANK	GAMES	SCHEDULE	OF SCHEDULE	RPI	RPI	RPI	RPI
DIV. I ONLY		1- 4	277	1- 4	326	237	321	321	23	23
DIV. I NON-CONF.		1- 4	277	1- 4	326	237	321	321	23	23
TOTALS	RPI 1-25		RPI 26-50		W-L RECORDS	RPI 51-100	RPI 101-150		RPI 150+	
1- 4	0- 0		0- 0		OVERALL	0- 2	0- 0		1- 2	
0- 2	0- 0		0- 0		HOME	0- 1	0- 0		0- 1	
1- 2	0- 0		0- 0		AWAY	0- 1	0- 0		1- 1	
0- 0	0- 0		0- 0		NEUTRAL	0- 0	0- 0		0- 0	
1- 4	0- 0		0- 0		NON-CONFERENCE	0- 2	0- 0		1- 2	
0- 2	0- 0		0- 0		HOME	0- 1	0- 0		0- 1	
1- 2	0- 0		0- 0		AWAY	0- 1	0- 0		1- 1	
0- 0	0- 0		0- 0		NEUTRAL	0- 0	0- 0		0- 0	
0- 0	0- 0		0- 0		CONFERENCE	0- 0	0- 0		0- 0	
0- 0	0- 0		0- 0		HOME	0- 0	0- 0		0- 0	
0- 0	0- 0		0- 0		AWAY	0- 0	0- 0		0- 0	
0- 0	0- 0		0- 0		NEUTRAL	0- 0	0- 0		0- 0	

RPI 1-25				RPI 26-50				RPI 51-100				RPI 101+				Team's RPI: 321	
RPI	S	Opponent	Score	RPI	S	Opponent	Score	RPI	S	Opponent	Score	RPI	S	Opponent	Score		
								56	H	Alabama	36	84	288	A	South Carolina St.	61	58
								94	A	Mercer	45	72	297	H	Savannah St.	67	71
													304	A	N.C. A&T	49	60
LAST 12 Division I GAMES:																	
				297	H	Savannah St.	67	71	56	H	Alabama	36	84				
				288	A	South Carolina St.	61	58	94	A	Mercer	45	72				
									304	A	N.C. A&T	49	60				

Non-Div I Games:	Coastal Ga.	68	63	Thomas (GA)	79	51
------------------	-------------	----	----	-------------	----	----

Ga. Southern

■ Loss, ■ Non-Conf, S Site, H Home A Away N Neutral

Average RPI Win: 219		WON-LOST	WINNING	LAST 10	STRENGTH OF	OPP. STRENGTH	TEAM	ADJ.	CONF.	ADJ CONF.
Average RPI Loss: 58		RECORD	PCT. RANK	GAMES	SCHEDULE	OF SCHEDULE	RPI	RPI	RPI	RPI
DIV. I ONLY		3- 2	122	3- 2	94	206	106	106	30	30
DIV. I NON-CONF.		3- 2	122	3- 2	94	206	106	106	30	30
TOTALS	RPI 1-25		RPI 26-50		W-L RECORDS	RPI 51-100	RPI 101-150		RPI 150+	
3- 2	0- 0		0- 0		OVERALL	0- 2	1- 0		2- 0	
2- 1	0- 0		0- 0		HOME	0- 1	1- 0		1- 0	
1- 1	0- 0		0- 0		AWAY	0- 0	0- 0		1- 0	
0- 0	0- 0		0- 0		NEUTRAL	0- 0	0- 0		0- 0	
3- 2	0- 0		0- 0		NON-CONFERENCE	0- 2	1- 0		2- 0	
2- 1	0- 0		0- 0		HOME	0- 1	1- 0		1- 0	
1- 1	0- 0		0- 0		AWAY	0- 1	0- 0		1- 0	
0- 0	0- 0		0- 0		NEUTRAL	0- 0	0- 0		0- 0	
0- 0	0- 0		0- 0		CONFERENCE	0- 0	0- 0		0- 0	
0- 0	0- 0		0- 0		HOME	0- 0	0- 0		0- 0	
0- 0	0- 0		0- 0		AWAY	0- 0	0- 0		0- 0	
0- 0	0- 0		0- 0		NEUTRAL	0- 0	0- 0		0- 0	

RPI 1-25				RPI 26-50				RPI 51-100				RPI 101+				Team's RPI: 106	
RPI	S	Opponent	Score	RPI	S	Opponent	Score	RPI	S	Opponent	Score	RPI	S	Opponent	Score		
								53	A	Kentucky	34 72	125	H	Furman	71 57		
								63	H	UCF	30 65	220	A	Morehead St.	68 60		
												312	H	USC Upstate	60 39		
LAST 12 Division I GAMES:																	
				220	A	Morehead St.	68 60	312	H	USC Upstate	60 39						
				53	A	Kentucky	34 72	125	H	Furman	71 57						
								63	H	UCF	30 65						

Non-Div I Games:	Montreat	83	26	Pfeiffer	72	53
------------------	----------	----	----	----------	----	----

Gardner-Webb

■ Loss, ■ Non-Conf, S Site, H Home A Away N Neutral

Average RPI Win:	207	WON-LOST	WINNING	LAST 10	STRENGTH OF	OPP. STRENGTH	TEAM	ADJ.	CONF.	ADJ CONF.
Average RPI Loss:	27	RECORD	PCT. RANK	GAMES	SCHEDULE	OF SCHEDULE	RPI	RPI	RPI	RPI
DIV. I ONLY	7- 2	51	7- 2	203	66	67	67	11	11	
DIV. I NON-CONF.	7- 2	51	7- 2	203	66	67	67	11	11	
TOTALS	RPI 1-25	RPI 26-50	W-L RECORDS	RPI 51-100	RPI 101-150	RPI 150+				
7- 2	0- 1	0- 1	OVERALL	0- 0	2- 0	5- 0				
5- 0	0- 0	0- 0	HOME	0- 0	2- 0	3- 0				
1- 2	0- 0	0- 1	AWAY	0- 0	0- 0	1- 0				
1- 0	0- 0	0- 0	NEUTRAL	0- 0	0- 0	1- 0				
7- 2	0- 1	0- 1	NON-CONFERENCE	0- 0	2- 0	5- 0				
5- 0	0- 0	0- 0	HOME	0- 0	2- 0	3- 0				
1- 2	0- 1	0- 1	AWAY	0- 0	0- 0	1- 0				
1- 0	0- 0	0- 0	NEUTRAL	0- 0	0- 0	1- 0				
0- 0	0- 0	0- 0	CONFERENCE	0- 0	0- 0	0- 0				
0- 0	0- 0	0- 0	HOME	0- 0	0- 0	0- 0				
0- 0	0- 0	0- 0	AWAY	0- 0	0- 0	0- 0				
0- 0	0- 0	0- 0	NEUTRAL	0- 0	0- 0	0- 0				

RPI 1-25				RPI 26-50				RPI 51-100				RPI 101+			
RPI	S	Opponent	Score	RPI	S	Opponent	Score	RPI	S	Opponent	Score	RPI	S	Opponent	Score
16	A	Michigan	61 75	37	A	Colorado	61 76					121	H	American	71 53
												122	H	Southeast Mo. St.	57 38
												162	N	Drake	87 75
												194	H	UMES	82 68
												267	A	Loyola Maryland	80 72
												276	H	Illinois St.	56 37
												307	H	Old Dominion	66 53
LAST 12 Division I GAMES:															
194	H	UMES	82 68	121	H	American	71 53								
37	A	Colorado	61 76	122	H	Southeast Mo. St.	57 38								
162	N	Drake	87 75	307	H	Old Dominion	66 53								
276	H	Illinois St.	56 37	267	A	Loyola Maryland	80 72								
				16	A	Michigan	61 75								

Non-Div I Games:

George Mason

Average RPI Win:	201	WON-LOST	WINNING	LAST 10	STRENGTH OF	OPP. STRENGTH	TEAM	ADJ.	CONF.	ADJ CONF.
Average RPI Loss:	42	RECORD	PCT. RANK	GAMES	SCHEDULE	OF SCHEDULE	RPI	RPI	RPI	RPI
DIV. I ONLY	3- 5	220	3- 5	34	82	119	119	11	11	
DIV. I NON-CONF.	3- 5	220	3- 5	34	82	119	119	11	11	
TOTALS	RPI 1-25	RPI 26-50	W-L RECORDS	RPI 51-100	RPI 101-150	RPI 150+				
3- 5	0- 3	0- 1	OVERALL	1- 0	0- 1	2- 0				
2- 4	0- 2	0- 1	HOME	1- 0	0- 1	1- 0				
1- 1	0- 0	0- 0	AWAY	0- 0	0- 0	1- 0				
0- 0	0- 0	0- 0	NEUTRAL	0- 0	0- 0	0- 0				
3- 5	0- 3	0- 1	NON-CONFERENCE	1- 0	0- 1	2- 0				
2- 4	0- 2	0- 1	HOME	1- 0	0- 1	1- 0				
1- 1	0- 1	0- 0	AWAY	0- 0	0- 0	1- 0				
0- 0	0- 0	0- 0	NEUTRAL	0- 0	0- 0	0- 0				
0- 0	0- 0	0- 0	CONFERENCE	0- 0	0- 0	0- 0				
0- 0	0- 0	0- 0	HOME	0- 0	0- 0	0- 0				
0- 0	0- 0	0- 0	AWAY	0- 0	0- 0	0- 0				
0- 0	0- 0	0- 0	NEUTRAL	0- 0	0- 0	0- 0				

RPI 1-25				RPI 26-50				RPI 51-100				RPI 101+ Team's RPI: 119			
RPI	S	Opponent	Score	RPI	S	Opponent	Score	RPI	S	Opponent	Score	RPI	S	Opponent	Score
15	H	South Fla.	78 83	39	H	South Dakota St.	88 97	82	H	Wisconsin	61 46	114	H	Vanderbilt	59 69
20	H	Syracuse	62 74									185	H	Georgetown	65 54
24	A	Princeton	52 72									335	A	Towson	66 43
LAST 12 Division I GAMES:															
20	H	Syracuse	62 74	15	H	South Fla.	78 83								
82	H	Wisconsin	61 46	24	A	Princeton	52 72								
114	H	Vanderbilt	59 69												
185	H	Georgetown	65 54												
335	A	Towson	66 43												
39	H	South Dakota St.	88 97												

Non-Div I Games:

George Washington

Average RPI Win:	245	WON-LOST	WINNING	LAST 10	STRENGTH OF	OPP. STRENGTH	TEAM	ADJ.	CONF.	ADJ CONF.
Average RPI Loss:	104	RECORD	PCT. RANK	GAMES	SCHEDULE	OF SCHEDULE	RPI	RPI	RPI	RPI
DIV. I ONLY	4- 3	131	4- 3	241	137	185	185	6	6	
DIV. I NON-CONF.	4- 3	131	4- 3	241	137	185	185	6	6	
TOTALS	RPI 1-25	RPI 26-50	W-L RECORDS	RPI 51-100	RPI 101-150	RPI 150+				
4- 3	0- 0	0- 0	OVERALL	0- 1	1- 2	3- 0				
2- 0	0- 0	0- 0	HOME	0- 0	0- 0	2- 0				
1- 1	0- 0	0- 0	AWAY	0- 0	0- 1	1- 0				
1- 2	0- 0	0- 0	NEUTRAL	0- 1	1- 1	0- 0				
4- 3	0- 0	0- 0	NON-CONFERENCE	0- 1	1- 2	3- 0				
2- 0	0- 0	0- 0	HOME	0- 0	0- 0	2- 0				
1- 1	0- 0	0- 0	AWAY	0- 0	0- 1	1- 0				
1- 2	0- 0	0- 0	NEUTRAL	0- 1	1- 1	0- 0				
0- 0	0- 0	0- 0	CONFERENCE	0- 0	0- 0	0- 0				
0- 0	0- 0	0- 0	HOME	0- 0	0- 0	0- 0				
0- 0	0- 0	0- 0	AWAY	0- 0	0- 0	0- 0				
0- 0	0- 0	0- 0	NEUTRAL	0- 0	0- 0	0- 0				

RPI 1-25			RPI 26-50			RPI 51-100			RPI 101+			Team's RPI: 185
RPI	S	Opponent	Score	RPI	S	Opponent	Score	RPI	S	Opponent	Score	
						66 N Chattanooga	41 54			119 A George Washington	54 65	
										126 N Auburn	40 60	
										134 N Northwestern	55 54	
										252 H Howard	93 41	
										267 A Loyola Maryland	72 54	
										325 H FIU	77 56	
LAST 12 Division I GAMES:												
						267 A Loyola Maryland	72 54			325 H FIU	77 56	
						252 H Howard	93 41			134 N Northwestern	55 54	
										66 N Chattanooga	41 54	
										126 N Auburn	40 60	
										119 A George Washington	54 65	

Non-Div I Games:

Georgetown

Average RPI Win:	200	WON-LOST	WINNING	LAST 10	STRENGTH OF	OPP. STRENGTH	TEAM	ADJ.	CONF.	ADJ CONF.
Average RPI Loss:	13	RECORD	PCT. RANK	GAMES	SCHEDULE	OF SCHEDULE	RPI	RPI	RPI	RPI
DIV. I ONLY	7- 1	20	7- 1	110	144	49	49	1	1	
DIV. I NON-CONF.	7- 1	20	7- 1	110	144	49	49	1	1	
TOTALS	RPI 1-25	RPI 26-50	W-L RECORDS	RPI 51-100	RPI 101-150	RPI 150+				
7- 1	0- 1	0- 0	OVERALL	1- 0	1- 0	5- 0				
4- 1	0- 1	0- 0	HOME	0- 0	1- 0	3- 0				
3- 0	0- 0	0- 0	AWAY	1- 0	0- 0	2- 0				
0- 0	0- 0	0- 0	NEUTRAL	0- 0	0- 0	0- 0				
7- 1	0- 1	0- 0	NON-CONFERENCE	1- 0	1- 0	5- 0				
4- 1	0- 1	0- 0	HOME	0- 0	1- 0	3- 0				
3- 0	0- 0	0- 0	AWAY	1- 0	0- 0	2- 0				
0- 0	0- 0	0- 0	NEUTRAL	0- 0	0- 0	0- 0				
0- 0	0- 0	0- 0	CONFERENCE	0- 0	0- 0	0- 0				
0- 0	0- 0	0- 0	HOME	0- 0	0- 0	0- 0				
0- 0	0- 0	0- 0	AWAY	0- 0	0- 0	0- 0				
0- 0	0- 0	0- 0	NEUTRAL	0- 0	0- 0	0- 0				

RPI 1-25				RPI 26-50		Team's RPI: 49		RPI 51-100				RPI 101+			
RPI	S	Opponent	Score	RPI	S	Opponent	Score	RPI	S	Opponent	Score	RPI	S	Opponent	Score
13	H	Texas	53 81					94	A	Mercer	72 54	125	H	Furman	79 44
												164	A	Virginia	64 61
												217	A	BYU	79 63
												226	H	Wofford	95 56
												237	H	Tennessee Tech	56 48
												339	H	Western Caro.	76 50
LAST 12 Division I GAMES:															
13	H	Texas	53 81	339	H	Western Caro.	76 50								
125	H	Furman	79 44	94	A	Mercer	72 54								
237	H	Tennessee Tech	56 48	164	A	Virginia	64 61								
217	A	BYU	79 63	226	H	Wofford	95 56								

Non-Div I Games:

Georgia

Average RPI Win:	342	WON-LOST	WINNING	LAST 10	STRENGTH OF	OPP. STRENGTH	TEAM	ADJ.	CONF.	ADJ CONF.
Average RPI Loss:	88	RECORD	PCT. RANK	GAMES	SCHEDULE	OF SCHEDULE	RPI	RPI	RPI	RPI
DIV. I ONLY	1- 5	288	1- 5	146	67	255	255	23	23	
DIV. I NON-CONF.	1- 5	288	1- 5	146	67	255	255	23	23	
TOTALS	RPI 1-25	RPI 26-50	W-L RECORDS	RPI 51-100	RPI 101-150	RPI 150+				
1- 5	0- 1	0- 2	OVERALL	0- 0	0- 0	1- 2				
1- 1	0- 0	0- 1	HOME	0- 0	0- 0	1- 0				
0- 4	0- 0	0- 0	AWAY	0- 0	0- 0	0- 0				
0- 0	0- 0	0- 0	NEUTRAL	0- 0	0- 0	0- 0				
1- 5	0- 1	0- 2	NON-CONFERENCE	0- 0	0- 0	1- 2				
1- 1	0- 0	0- 1	HOME	0- 0	0- 0	1- 0				
0- 4	0- 1	0- 1	AWAY	0- 0	0- 0	0- 2				
0- 0	0- 0	0- 0	NEUTRAL	0- 0	0- 0	0- 0				
0- 0	0- 0	0- 0	CONFERENCE	0- 0	0- 0	0- 0				
0- 0	0- 0	0- 0	HOME	0- 0	0- 0	0- 0				
0- 0	0- 0	0- 0	AWAY	0- 0	0- 0	0- 0				
0- 0	0- 0	0- 0	NEUTRAL	0- 0	0- 0	0- 0				

RPI 1-25				RPI 26-50				RPI 51-100				RPI 101+				Team's RPI: 255	
RPI	S	Opponent	Score	RPI	S	Opponent	Score	RPI	S	Opponent	Score	RPI	S	Opponent	Score		
6	A	Mississippi St.	50 106	45	H	Western Ky.	63 74					157	A	Florida	66 82		
				48	A	Georgia Tech	51 75					186	A	Kennesaw St.	61 71		
												342	H	VCU	61 56		
LAST 12 Division I GAMES:																	
				342	H	VCU	61 56			186	A	Kennesaw St.	61 71				
				48	A	Georgia Tech	51 75			45	H	Western Ky.	63 74				
				6	A	Mississippi St.	50 106										
				157	A	Florida	66 82										

Non-Div I Games: Allen 101 56

Georgia St.

Average RPI Win:	177	WON-LOST	WINNING	LAST 10	STRENGTH OF	OPP. STRENGTH	TEAM	ADJ.	CONF.	ADJ CONF.
Average RPI Loss:	25	RECORD	PCT. RANK	GAMES	SCHEDULE	OF SCHEDULE	RPI	RPI	RPI	RPI
DIV. I ONLY	8- 1	16	8- 1	148	94	48	48	3	3	
DIV. I NON-CONF.	8- 1	16	8- 1	148	94	48	48	3	3	
TOTALS	RPI 1-25	RPI 26-50	W-L RECORDS	RPI 51-100	RPI 101-150	RPI 150+				
8- 1	2- 1	0- 0	OVERALL	0- 0	1- 0	5- 0				
5- 0	1- 0	0- 0	HOME	0- 0	1- 0	3- 0				
2- 0	1- 0	0- 0	AWAY	0- 0	0- 0	1- 0				
1- 1	0- 1	0- 0	NEUTRAL	0- 0	0- 0	1- 0				
8- 1	2- 1	0- 0	NON-CONFERENCE	0- 0	1- 0	5- 0				
5- 0	1- 0	0- 0	HOME	0- 0	1- 0	3- 0				
2- 0	1- 0	0- 0	AWAY	0- 0	0- 0	1- 0				
1- 1	0- 1	0- 0	NEUTRAL	0- 0	0- 0	1- 0				
0- 0	0- 0	0- 0	CONFERENCE	0- 0	0- 0	0- 0				
0- 0	0- 0	0- 0	HOME	0- 0	0- 0	0- 0				
0- 0	0- 0	0- 0	AWAY	0- 0	0- 0	0- 0				
0- 0	0- 0	0- 0	NEUTRAL	0- 0	0- 0	0- 0				

RPI 1-25				RPI 26-50		Team's RPI: 48		RPI 51-100				RPI 101+			
RPI	S	Opponent	Score	RPI	S	Opponent	Score	RPI	S	Opponent	Score	RPI	S	Opponent	Score
21	H	Purdue	68 55									130	H	Middle Tenn.	48 45
24	A	Princeton	67 56									186	H	Kennesaw St.	86 48
25	N	Baylor	57 80									241	N	Penn	69 55
												255	H	Georgia St.	75 51
												271	A	Appalachian St.	75 41
												288	H	South Carolina St.	86 40
LAST 12 Division I GAMES:															
130	H	Middle Tenn.	48 45	25	N	Baylor	57 80	241	N	Penn	69 55	255	H	Georgia St.	75 51
21	H	Purdue	68 55	24	A	Princeton	67 56	186	H	Kennesaw St.	86 48	24	A	Princeton	67 56
271	A	Appalachian St.	75 41	288	H	South Carolina St.	86 40								

Non-Div I Games:

Georgia Tech

■ Loss,
 ■ Non-Conf, S Site,
 ■ Home
 ■ Away
 N Neutral

Average RPI Win:	267	WON-LOST	WINNING	LAST 10	STRENGTH OF	OPP. STRENGTH	TEAM	ADJ.	CONF.	ADJ CONF.
Average RPI Loss:	129	RECORD	PCT. RANK	GAMES	SCHEDULE	OF SCHEDULE	RPI	RPI	RPI	RPI
DIV. I ONLY	4- 3	131	4- 3	145	329	159	159	18	18	
DIV. I NON-CONF.	4- 3	131	4- 3	145	329	159	159	18	18	
TOTALS	RPI 1-25	RPI 26-50	W-L RECORDS	RPI 51-100	RPI 101-150	RPI 150+				
4- 3	0- 0	0- 0	OVERALL	0- 2	0- 0	4- 1				
2- 0	0- 0	0- 0	HOME	0- 0	0- 0	2- 0				
1- 1	0- 0	0- 0	AWAY	0- 0	0- 0	1- 1				
1- 2	0- 0	0- 0	NEUTRAL	0- 2	0- 0	1- 0				
4- 3	0- 0	0- 0	NON-CONFERENCE	0- 2	0- 0	4- 1				
2- 0	0- 0	0- 0	HOME	0- 0	0- 0	2- 0				
1- 1	0- 0	0- 0	AWAY	0- 0	0- 0	1- 1				
1- 2	0- 0	0- 0	NEUTRAL	0- 2	0- 0	1- 0				
0- 0	0- 0	0- 0	CONFERENCE	0- 0	0- 0	0- 0				
0- 0	0- 0	0- 0	HOME	0- 0	0- 0	0- 0				
0- 0	0- 0	0- 0	AWAY	0- 0	0- 0	0- 0				
0- 0	0- 0	0- 0	NEUTRAL	0- 0	0- 0	0- 0				

RPI 1-25			RPI 26-50			RPI 51-100			RPI 101+			Team's RPI: 159
RPI	S	Opponent	Score	RPI	S	Opponent	Score	RPI	S	Opponent	Score	
						77 N Belmont	63 71	182 H Portland St.			91 52	
						95 N DePaul	71 88	214 A Colorado St.			49 65	
								239 N Kent St.			77 57	
								315 A Montana			70 55	
								332 H Eastern Wash.			69 45	
LAST 12 Division I GAMES:												
						182 H Portland St.	91 52	315 A Montana			70 55	
						332 H Eastern Wash.	69 45	214 A Colorado St.			49 65	
						95 N DePaul	71 88					
						239 N Kent St.	77 57					
						77 N Belmont	63 71					

Non-Div I Games:

Gonzaga

■ Loss,
 ■ Non-Conf, S Site,
 ■ Home
 ■ Away
 N Neutral

Average RPI Win:	322	WON-LOST	WINNING	LAST 10	STRENGTH OF	OPP. STRENGTH	TEAM	ADJ.	CONF.	ADJ CONF.
Average RPI Loss:	73	RECORD	PCT. RANK	GAMES	SCHEDULE	OF SCHEDULE	RPI	RPI	RPI	RPI
DIV. I ONLY	3- 3	157	3- 3	253	265	230	230	29	29	
DIV. I NON-CONF.	3- 3	157	3- 3	253	265	230	230	29	29	
TOTALS	RPI 1-25	RPI 26-50	W-L RECORDS	RPI 51-100	RPI 101-150	RPI 150+				
3- 3	0- 1	0- 0	OVERALL	0- 1	0- 0	3- 1				
2- 1	0- 1	0- 0	HOME	0- 0	0- 0	2- 0				
1- 2	0- 0	0- 0	AWAY	0- 0	0- 0	1- 0				
0- 0	0- 0	0- 0	NEUTRAL	0- 0	0- 0	0- 0				
3- 3	0- 1	0- 0	NON-CONFERENCE	0- 1	0- 0	3- 1				
2- 1	0- 1	0- 0	HOME	0- 0	0- 0	2- 0				
1- 2	0- 0	0- 0	AWAY	0- 1	0- 0	1- 1				
0- 0	0- 0	0- 0	NEUTRAL	0- 0	0- 0	0- 0				
0- 0	0- 0	0- 0	CONFERENCE	0- 0	0- 0	0- 0				
0- 0	0- 0	0- 0	HOME	0- 0	0- 0	0- 0				
0- 0	0- 0	0- 0	AWAY	0- 0	0- 0	0- 0				
0- 0	0- 0	0- 0	NEUTRAL	0- 0	0- 0	0- 0				

RPI 1-25			RPI 26-50			RPI 51-100			RPI 101+			Team's RPI: 230
RPI	S	Opponent	Score	RPI	S	Opponent	Score	RPI	S	Opponent	Score	
8	H	Florida St.	53 96					61	A	Xavier	67 72	
								151	A	Louisiana Tech	53 64	
								305	H	Southeastern La.	61 52	
								313	A	McNeese	75 60	
								348	H	La.-Monroe	61 52	
LAST 12 Division I GAMES:												
348	H	La.-Monroe	61 52	305	H	Southeastern La.	61 52					
151	A	Louisiana Tech	53 64	313	A	McNeese	75 60					
				8	H	Florida St.	53 96					
				61	A	Xavier	67 72					

Non-Div I Games:

Grambling

Grand Canyon

Through Games Of Dec. 3, 2017

Average RPI Win:	233	WON-LOST	WINNING	LAST 10	STRENGTH OF	OPP. STRENGTH	TEAM	ADJ.	CONF.	ADJ CONF.
Average RPI Loss:	209	RECORD	PCT. RANK	GAMES	SCHEDULE	OF SCHEDULE	RPI	RPI	RPI	RPI
DIV. I ONLY	1- 6	297	1- 6	187	334	287	287	32	32	
DIV. I NON-CONF.	1- 6	297	1- 6	187	334	287	287	32	32	
TOTALS	RPI 1-25	RPI 26-50	W-L RECORDS	RPI 51-100	RPI 101-150	RPI 150+				
1- 6	0- 0	0- 1	OVERALL	0- 0	0- 1	1- 4				
0- 2	0- 0	0- 1	HOME	0- 0	0- 1	0- 0				
1- 4	0- 0	0- 0	AWAY	0- 0	0- 0	1- 4				
0- 0	0- 0	0- 0	NEUTRAL	0- 0	0- 0	0- 0				
1- 6	0- 0	0- 1	NON-CONFERENCE	0- 0	0- 1	1- 4				
0- 2	0- 0	0- 1	HOME	0- 0	0- 1	0- 0				
1- 4	0- 0	0- 0	AWAY	0- 0	0- 0	1- 4				
0- 0	0- 0	0- 0	NEUTRAL	0- 0	0- 0	0- 0				
0- 0	0- 0	0- 0	CONFERENCE	0- 0	0- 0	0- 0				
0- 0	0- 0	0- 0	HOME	0- 0	0- 0	0- 0				
0- 0	0- 0	0- 0	AWAY	0- 0	0- 0	0- 0				
0- 0	0- 0	0- 0	NEUTRAL	0- 0	0- 0	0- 0				

RPI 1-25			RPI 26-50			RPI 51-100			RPI 101+			Team's RPI: 287
RPI	S	Opponent	Score	RPI	S	Opponent	Score	RPI	S	Opponent	Score	
				33	H	Duke	61 74					
								141	H	Rice	59 69	
								209	A	UNLV	47 76	
								233	A	Fla. Atlantic	77 73	
								263	A	Valparaiso	75 80	
								277	A	Cal Poly	69 75	
								331	A	Bethune-Cookman	60 69	
LAST 12 Division I GAMES:												
331	A	Bethune-Cookman	60 69	277	A	Cal Poly	69 75					
233	A	Fla. Atlantic	77 73	33	H	Duke	61 74					
263	A	Valparaiso	75 80	141	H	Rice	59 69					
209	A	UNLV	47 76									

Non-Div I Games: Benedictine Mesa 67 53

Grand Canyon

Loss,
Non-Conf,
S Site,
H Home
A Away
N Neutral

Average RPI Win:	86	WON-LOST	WINNING	LAST 10	STRENGTH OF	OPP. STRENGTH	TEAM	ADJ.	CONF.	ADJ CONF.
Average RPI Loss:	6	RECORD	PCT. RANK	GAMES	SCHEDULE	OF SCHEDULE	RPI	RPI	RPI	RPI
DIV. I ONLY	6- 1	31	6- 1	5	37	4	4	15	15	
DIV. I NON-CONF.	6- 1	31	6- 1	5	37	4	4	15	15	
TOTALS	RPI 1-25	RPI 26-50	W-L RECORDS	RPI 51-100	RPI 101-150	RPI 150+				
6- 1	0- 1	1- 0	OVERALL	4- 0	0- 0	1- 0				
3- 0	0- 0	1- 0	HOME	2- 0	0- 0	0- 0				
1- 0	0- 0	0- 0	AWAY	1- 0	0- 0	0- 0				
2- 1	0- 1	0- 0	NEUTRAL	1- 0	0- 0	1- 0				
6- 1	0- 1	1- 0	NON-CONFERENCE	4- 0	0- 0	1- 0				
3- 0	0- 0	1- 0	HOME	2- 0	0- 0	0- 0				
1- 0	0- 0	0- 0	AWAY	1- 0	0- 0	0- 0				
2- 1	0- 1	0- 0	NEUTRAL	1- 0	0- 0	1- 0				
0- 0	0- 0	0- 0	CONFERENCE	0- 0	0- 0	0- 0				
0- 0	0- 0	0- 0	HOME	0- 0	0- 0	0- 0				
0- 0	0- 0	0- 0	AWAY	0- 0	0- 0	0- 0				
0- 0	0- 0	0- 0	NEUTRAL	0- 0	0- 0	0- 0				

RPI	S	Opponent	Score	RPI	S	Opponent	Score	RPI	S	Opponent	Score	RPI	S	Opponent	Score
6	N	Mississippi St.	46 67	39	H	South Dakota St.	55 41	55	N	Arizona St.	61 48	179	N	Columbia	61 43
								66	H	Chattanooga	60 30				
								82	A	Wisconsin	67 34				
								93	H	Marquette	63 55				
LAST 12 Division I GAMES:															
				179	N	Columbia	61 43	93	H	Marquette	63 55				
				39	H	South Dakota St.	55 41	6	N	Mississippi St.	46 67				
				82	A	Wisconsin	67 34	55	N	Arizona St.	61 48				
				66	H	Chattanooga	60 30								

Non-Div I Games:

Green Bay

Average RPI Win:	182	WON-LOST	WINNING	LAST 10	STRENGTH OF	OPP. STRENGTH	TEAM	ADJ.	CONF.	ADJ CONF.
Average RPI Loss:	74	RECORD	PCT. RANK	GAMES	SCHEDULE	OF SCHEDULE	RPI	RPI	RPI	RPI
DIV. I ONLY	2- 5	244	2- 5	43	96	105	105	31	31	
DIV. I NON-CONF.	2- 5	244	2- 5	43	96	105	105	31	31	
TOTALS	RPI 1-25	RPI 26-50	W-L RECORDS	RPI 51-100	RPI 101-150	RPI 150+				
2- 5	0- 2	0- 0	OVERALL	1- 2	0- 0	1- 1				
0- 1	0- 1	0- 0	HOME	0- 0	0- 0	0- 0				
1- 3	0- 1	0- 0	AWAY	1- 1	0- 0	0- 1				
1- 1	0- 0	0- 0	NEUTRAL	0- 1	0- 0	1- 0				
2- 5	0- 2	0- 0	NON-CONFERENCE	1- 2	0- 0	1- 1				
0- 1	0- 1	0- 0	HOME	0- 0	0- 0	0- 0				
1- 3	0- 1	0- 0	AWAY	1- 1	0- 0	0- 1				
1- 1	0- 0	0- 0	NEUTRAL	0- 1	0- 0	1- 0				
0- 0	0- 0	0- 0	CONFERENCE	0- 0	0- 0	0- 0				
0- 0	0- 0	0- 0	HOME	0- 0	0- 0	0- 0				
0- 0	0- 0	0- 0	AWAY	0- 0	0- 0	0- 0				
0- 0	0- 0	0- 0	NEUTRAL	0- 0	0- 0	0- 0				

RPI 1-25				RPI 26-50				RPI 51-100				RPI 101+ Team's RPI: 105			
RPI	S	Opponent	Score	RPI	S	Opponent	Score	RPI	S	Opponent	Score	RPI	S	Opponent	Score
14	H	Quinnipiac	58 64					71	A	North Carolina	70 66	164	A	Virginia	62 66
23	A	Oregon	45 87					83	A	Elon	59 82	293	N	San Jose St.	81 73
								87	N	Brown	66 73				
LAST 12 Division I GAMES:															
14	H	Quinnipiac	58 64	293	N	San Jose St.	81 73								
23	A	Oregon	45 87	87	N	Brown	66 73	164	A	Virginia	62 66				
								83	A	Elon	59 82				
								71	A	North Carolina	70 66				

Non-Div I Games:

Hampton

Average RPI Win:	262	WON-LOST	WINNING	LAST 10	STRENGTH OF	OPP. STRENGTH	TEAM	ADJ.	CONF.	ADJ CONF.
Average RPI Loss:	48	RECORD	PCT. RANK	GAMES	SCHEDULE	OF SCHEDULE	RPI	RPI	RPI	RPI
DIV. I ONLY	4- 4	157	4- 4	54	183	111	111	24	24	
DIV. I NON-CONF.	4- 4	157	4- 4	54	183	111	111	24	24	
TOTALS	RPI 1-25	RPI 26-50	W-L RECORDS	RPI 51-100	RPI 101-150	RPI 150+				
4- 4	0- 2	0- 0	OVERALL	0- 2	0- 0	4- 0				
2- 2	0- 1	0- 0	HOME	0- 1	0- 0	2- 0				
0- 2	0- 0	0- 0	AWAY	0- 0	0- 0	0- 0				
2- 0	0- 0	0- 0	NEUTRAL	0- 0	0- 0	2- 0				
4- 4	0- 2	0- 0	NON-CONFERENCE	0- 2	0- 0	4- 0				
2- 2	0- 1	0- 0	HOME	0- 1	0- 0	2- 0				
0- 2	0- 1	0- 0	AWAY	0- 1	0- 0	0- 0				
2- 0	0- 0	0- 0	NEUTRAL	0- 0	0- 0	2- 0				
0- 0	0- 0	0- 0	CONFERENCE	0- 0	0- 0	0- 0				
0- 0	0- 0	0- 0	HOME	0- 0	0- 0	0- 0				
0- 0	0- 0	0- 0	AWAY	0- 0	0- 0	0- 0				
0- 0	0- 0	0- 0	NEUTRAL	0- 0	0- 0	0- 0				

RPI 1-25				RPI 26-50				RPI 51-100				RPI 101+ Team's RPI: 111			
RPI	S	Opponent	Score	RPI	S	Opponent	Score	RPI	S	Opponent	Score	RPI	S	Opponent	Score
5	H	Villanova	53 71					71	A	North Carolina	70 90	198	H	Hofstra	60 49
20	A	Syracuse	63 75					97	H	Delaware	63 72	251	N	Alabama A&M	56 47
												258	H	Niagara	83 65
												340	N	Charleston So.	62 43
LAST 12 Division I GAMES:															
		71	A	North Carolina	70	90				258	H	Niagara	83	65	
		251	N	Alabama A&M	56	47				5	H	Villanova	53	71	
		340	N	Charleston So.	62	43									
		20	A	Syracuse	63	75									
		198	H	Hofstra	60	49									
		97	H	Delaware	63	72									

Non-Div I Games:

Hartford

Average RPI Win:	188	WON-LOST	WINNING	LAST 10	STRENGTH OF	OPP. STRENGTH	TEAM	ADJ.	CONF.	ADJ CONF.
Average RPI Loss:	127	RECORD	PCT. RANK	GAMES	SCHEDULE	OF SCHEDULE	RPI	RPI	RPI	RPI
DIV. I ONLY	4- 4	157	4- 4	122	176	144	144	9	9	
DIV. I NON-CONF.	4- 4	157	4- 4	122	176	144	144	9	9	
TOTALS	RPI 1-25	RPI 26-50	W-L RECORDS	RPI 51-100	RPI 101-150	RPI 150+				
4- 4	0- 0	0- 0	OVERALL	0- 1	2- 1	2- 2				
3- 0	0- 0	0- 0	HOME	0- 0	2- 0	1- 0				
0- 3	0- 0	0- 0	AWAY	0- 0	0- 1	0- 2				
1- 1	0- 0	0- 0	NEUTRAL	0- 1	0- 0	1- 0				
4- 4	0- 0	0- 0	NON-CONFERENCE	0- 1	2- 1	2- 2				
3- 0	0- 0	0- 0	HOME	0- 0	2- 0	1- 0				
0- 3	0- 0	0- 0	AWAY	0- 0	0- 1	0- 2				
1- 1	0- 0	0- 0	NEUTRAL	0- 1	0- 0	1- 0				
0- 0	0- 0	0- 0	CONFERENCE	0- 0	0- 0	0- 0				
0- 0	0- 0	0- 0	HOME	0- 0	0- 0	0- 0				
0- 0	0- 0	0- 0	AWAY	0- 0	0- 0	0- 0				
0- 0	0- 0	0- 0	NEUTRAL	0- 0	0- 0	0- 0				

RPI 1-25			RPI 26-50			RPI 51-100			RPI 101+			Team's RPI: 144
RPI	S	Opponent	Score	RPI	S	Opponent	Score	RPI	S	Opponent	Score	
						62 N Dayton	66 72	104 A Temple			64 86	
								109 H Boston U.			80 70	
								116 H Siena			75 67	
								164 A Virginia			48 50	
								178 A Maine			51 76	
								222 H Sacred Heart			70 62	
								304 N N.C. A&T			64 60	
LAST 12 Division I GAMES:												
116	H	Siena	75 67	104	A	Temple	64 86					
178	A	Maine	51 76	304	N	N.C. A&T	64 60					
62	N	Dayton	66 72	164	A	Virginia	48 50					
				109	H	Boston U.	80 70					
				222	H	Sacred Heart	70 62					

Non-Div I Games:

Harvard

Average RPI Win:	228	WON-LOST	WINNING	LAST 10	STRENGTH OF	OPP. STRENGTH	TEAM	ADJ.	CONF.	ADJ CONF.
Average RPI Loss:	129	RECORD	PCT. RANK	GAMES	SCHEDULE	OF SCHEDULE	RPI	RPI	RPI	RPI
DIV. I ONLY	4- 3	131	4- 3	182	181	188	188	26	26	
DIV. I NON-CONF.	4- 3	131	4- 3	182	181	188	188	26	26	
TOTALS	RPI 1-25	RPI 26-50	W-L RECORDS	RPI 51-100	RPI 101-150	RPI 150+				
4- 3	0- 1	0- 1	OVERALL	0- 0	1- 0	3- 1				
3- 2	0- 1	0- 1	HOME	0- 0	0- 0	3- 0				
1- 1	0- 0	0- 0	AWAY	0- 0	1- 0	0- 1				
0- 0	0- 0	0- 0	NEUTRAL	0- 0	0- 0	0- 0				
4- 3	0- 1	0- 1	NON-CONFERENCE	0- 0	1- 0	3- 1				
3- 2	0- 1	0- 1	HOME	0- 0	0- 0	3- 0				
1- 1	0- 0	0- 0	AWAY	0- 0	1- 0	0- 1				
0- 0	0- 0	0- 0	NEUTRAL	0- 0	0- 0	0- 0				
0- 0	0- 0	0- 0	CONFERENCE	0- 0	0- 0	0- 0				
0- 0	0- 0	0- 0	HOME	0- 0	0- 0	0- 0				
0- 0	0- 0	0- 0	AWAY	0- 0	0- 0	0- 0				
0- 0	0- 0	0- 0	NEUTRAL	0- 0	0- 0	0- 0				

RPI 1-25				RPI 26-50				RPI 51-100				RPI 101+ Team's RPI: 188			
RPI	S	Opponent	Score	RPI	S	Opponent	Score	RPI	S	Opponent	Score	RPI	S	Opponent	Score
21	H	Purdue	67 79	38	H	Southern California	60 71					145	A	Seattle U	73 58
												204	H	Marist	70 63
												235	H	San Diego	64 63
												326	H	Northern Ariz.	84 68
												327	A	Portland	47 76
LAST 12 Division I GAMES:															
38	H	Southern California	60 71	235	H	San Diego	64 63								
21	H	Purdue	67 79	326	H	Northern Ariz.	84 68								
204	H	Marist	70 63	145	A	Seattle U	73 58								
				327	A	Portland	47 76								

Non-Div I Games:

Hawaii

Average RPI Win:	203	WON-LOST	WINNING	LAST 10	STRENGTH OF	OPP. STRENGTH	TEAM	ADJ.	CONF.	ADJ CONF.
Average RPI Loss:	105	RECORD	PCT. RANK	GAMES	SCHEDULE	OF SCHEDULE	RPI	RPI	RPI	RPI
DIV. I ONLY	2- 3	214	2- 3	70	199	102	102	30	30	
DIV. I NON-CONF.	2- 3	214	2- 3	70	199	102	102	30	30	
TOTALS	RPI 1-25	RPI 26-50	W-L RECORDS	RPI 51-100	RPI 101-150	RPI 150+				
2- 3	0- 0	0- 1	OVERALL	0- 0	1- 1	1- 1				
0- 1	0- 0	0- 0	HOME	0- 0	0- 0	0- 1				
2- 2	0- 0	0- 0	AWAY	0- 0	1- 1	1- 0				
0- 0	0- 0	0- 0	NEUTRAL	0- 0	0- 0	0- 0				
2- 3	0- 0	0- 1	NON-CONFERENCE	0- 0	1- 1	1- 1				
0- 1	0- 0	0- 0	HOME	0- 0	0- 0	0- 1				
2- 2	0- 0	0- 1	AWAY	0- 0	1- 1	1- 0				
0- 0	0- 0	0- 0	NEUTRAL	0- 0	0- 0	0- 0				
0- 0	0- 0	0- 0	CONFERENCE	0- 0	0- 0	0- 0				
0- 0	0- 0	0- 0	HOME	0- 0	0- 0	0- 0				
0- 0	0- 0	0- 0	AWAY	0- 0	0- 0	0- 0				
0- 0	0- 0	0- 0	NEUTRAL	0- 0	0- 0	0- 0				

RPI 1-25			RPI 26-50			RPI 51-100			RPI 101+			Team's RPI: 102
RPI	S	Opponent	Score	RPI	S	Opponent	Score	RPI	S	Opponent	Score	
				33	A	Duke	50 77					
								107	A	Ohio	61 64	
								127	A	Stetson	69 64	
								176	H	UAB	61 77	
								279	A	Norfolk St.	59 56	
LAST 12 Division I GAMES:												
127	A	Stetson	69 64	176	H	UAB	61 77					
33	A	Duke	50 77	279	A	Norfolk St.	59 56					
107	A	Ohio	61 64									

Non-Div I Games: N.C. Wesleyan 111 54 Barton 82 69

High Point

Loss, Non-Conf, S Site, H Home A Away N Neutral

Average RPI Win:	227	WON-LOST	WINNING	LAST 10	STRENGTH OF	OPP. STRENGTH	TEAM	ADJ.	CONF.	ADJ CONF.
Average RPI Loss:	135	RECORD	PCT. RANK	GAMES	SCHEDULE	OF SCHEDULE	RPI	RPI	RPI	RPI
DIV. I ONLY	4- 3	131	4- 3	265	162	198	198	10	10	
DIV. I NON-CONF.	4- 3	131	4- 3	265	162	198	198	10	10	
TOTALS	RPI 1-25	RPI 26-50	W-L RECORDS	RPI 51-100	RPI 101-150	RPI 150+				
4- 3	0- 0	0- 0	OVERALL	1- 1	0- 1	3- 1				
2- 1	0- 0	0- 0	HOME	0- 1	0- 0	2- 0				
1- 2	0- 0	0- 0	AWAY	0- 0	0- 1	1- 1				
1- 0	0- 0	0- 0	NEUTRAL	1- 0	0- 0	0- 0				
4- 3	0- 0	0- 0	NON-CONFERENCE	1- 1	0- 1	3- 1				
2- 1	0- 0	0- 0	HOME	0- 1	0- 0	2- 0				
1- 2	0- 0	0- 0	AWAY	0- 0	0- 1	1- 1				
1- 0	0- 0	0- 0	NEUTRAL	1- 0	0- 0	0- 0				
0- 0	0- 0	0- 0	CONFERENCE	0- 0	0- 0	0- 0				
0- 0	0- 0	0- 0	HOME	0- 0	0- 0	0- 0				
0- 0	0- 0	0- 0	AWAY	0- 0	0- 0	0- 0				
0- 0	0- 0	0- 0	NEUTRAL	0- 0	0- 0	0- 0				

RPI 1-25			RPI 26-50			RPI 51-100			RPI 101+			Team's RPI: 198
RPI	S	Opponent	Score	RPI	S	Opponent	Score	RPI	S	Opponent	Score	
						84 H Stony Brook	49 73	111 A Hartford		49 60		
						89 N Wake Forest	69 66	209 A UNLV		52 68		
								222 A Sacred Heart		86 81		
								261 H Holy Cross		69 63		
								336 H UMBC		71 55		
LAST 12 Division I GAMES:												
222 A		Sacred Heart	86 81	261 H		Holy Cross	69 63					
89 N		Wake Forest	69 66	111 A		Hartford	49 60					
209 A		UNLV	52 68	84 H		Stony Brook	49 73					
				336 H		UMBC	71 55					

Non-Div I Games:

Hofstra

Holy Cross

Through Games Of Dec. 3, 2017

Average RPI Win:	308	WON-LOST	WINNING	LAST 10	STRENGTH OF	OPP. STRENGTH	TEAM	ADJ.	CONF.	ADJ CONF.
Average RPI Loss:	151	RECORD	PCT. RANK	GAMES	SCHEDULE	OF SCHEDULE	RPI	RPI	RPI	RPI
DIV. I ONLY	3- 4	194	3- 4	320	263	261	261	13	13	
DIV. I NON-CONF.	3- 4	194	3- 4	320	263	261	261	13	13	
TOTALS	RPI 1-25	RPI 26-50	W-L RECORDS	RPI 51-100	RPI 101-150	RPI 150+				
3- 4	0- 0	0- 0	OVERALL	0- 1	0- 1	3- 2				
1- 1	0- 0	0- 0	HOME	0- 0	0- 1	1- 0				
2- 3	0- 0	0- 0	AWAY	0- 1	0- 0	2- 2				
0- 0	0- 0	0- 0	NEUTRAL	0- 0	0- 0	0- 0				
3- 4	0- 0	0- 0	NON-CONFERENCE	0- 1	0- 1	3- 2				
1- 1	0- 0	0- 0	HOME	0- 0	0- 1	1- 0				
2- 3	0- 0	0- 0	AWAY	0- 1	0- 0	2- 2				
0- 0	0- 0	0- 0	NEUTRAL	0- 0	0- 0	0- 0				
0- 0	0- 0	0- 0	CONFERENCE	0- 0	0- 0	0- 0				
0- 0	0- 0	0- 0	HOME	0- 0	0- 0	0- 0				
0- 0	0- 0	0- 0	AWAY	0- 0	0- 0	0- 0				
0- 0	0- 0	0- 0	NEUTRAL	0- 0	0- 0	0- 0				

RPI S	Opponent	Score	RPI S	Opponent	Score	RPI S	Opponent	Score	RPI S	Opponent	Score	Team's RPI: 261
						87	A Brown	78 82	115	H Albany (NY)	56 65	
									198	A Hofstra	63 69	
									204	A Marist	74 85	
									278	H Bryant	59 57	
									298	A Rider	83 56	
									347	A UMass Lowell	84 56	
LAST 12 Division I GAMES:												
278	H Bryant	59 57	115	H Albany (NY)	56 65	87	A Brown	78 82				
198	A Hofstra	63 69										
298	A Rider	83 56										
204	A Marist	74 85										
347	A UMass Lowell	84 56										

Non-Div I Games:

Holy Cross

Loss, Non-Conf, S Site, H Home A Away N Neutral

RPI 1-25				RPI 26-50				Team's RPI: 36				RPI 51-100				RPI 101+			
RPI	S	Opponent	Score	RPI	S	Opponent	Score	RPI	S	Opponent	Score	RPI	S	Opponent	Score	RPI	S	Opponent	Score
								60	A	Texas A&M	65	83	124	A	UT Arlington	62	58		
								74	N	Milwaukee	74	59	145	A	Texas St.	72	67		
													168	N	Northeastern	72	64		
													180	A	Boston College	74	79		
													208	N	Liberty	75	68		
													248	A	New Orleans	78	66		
													283	H	Texas Tech	79	75		
LAST 12 Division I GAMES:																			
				283	H	Texas Tech	79	75				124	A	UT Arlington	62	58			
				74	N	Milwaukee	74	59				145	A	Texas St.	72	67			
				60	A	Texas A&M	65	83				168	N	Northeastern	72	64			
												208	N	Liberty	75	68			
												180	A	Boston College	74	79			
												248	A	New Orleans	78	66			

Non-Div I Games:

Houston Baptist

Through Games Of Dec. 3, 2017

Average RPI Win:	0	WON-LOST	WINNING	LAST 10	STRENGTH OF	OPP. STRENGTH	TEAM	ADJ.	CONF.	ADJ CONF.
Average RPI Loss:	105	RECORD	PCT. RANK	GAMES	SCHEDULE	OF SCHEDULE	RPI	RPI	RPI	RPI
DIV. I ONLY	0- 4	323	0- 4	13	256	212	212	22	22	
DIV. I NON-CONF.	0- 4	323	0- 4	13	256	212	212	22	22	
TOTALS	RPI 1-25	RPI 26-50	W-L RECORDS	RPI 51-100	RPI 101-150	RPI 150+				
0- 4	0- 1	0- 0	OVERALL	0- 1	0- 1	0- 1				
0- 0	0- 0	0- 0	HOME	0- 0	0- 0	0- 0				
0- 4	0- 1	0- 0	AWAY	0- 1	0- 1	0- 1				
0- 0	0- 0	0- 0	NEUTRAL	0- 0	0- 0	0- 0				
0- 4	0- 1	0- 0	NON-CONFERENCE	0- 1	0- 1	0- 1				
0- 0	0- 0	0- 0	HOME	0- 0	0- 0	0- 0				
0- 4	0- 1	0- 0	AWAY	0- 1	0- 1	0- 1				
0- 0	0- 0	0- 0	NEUTRAL	0- 0	0- 0	0- 0				
0- 0	0- 0	0- 0	CONFERENCE	0- 0	0- 0	0- 0				
0- 0	0- 0	0- 0	HOME	0- 0	0- 0	0- 0				
0- 0	0- 0	0- 0	AWAY	0- 0	0- 0	0- 0				
0- 0	0- 0	0- 0	NEUTRAL	0- 0	0- 0	0- 0				

RPI 1-25			RPI 26-50			RPI 51-100			RPI 101+			Team's RPI: 212
RPI	S	Opponent	Score	RPI	S	Opponent	Score	RPI	S	Opponent	Score	
15	A	South Fla.	43 90					85	A	UTEP	62 69	
								141	A	Rice	45 67	
								177	A	Oral Roberts	56 78	
LAST 12 Division I GAMES:												
				85	A	UTEP	62 69					
				177	A	Oral Roberts	56 78					
				141	A	Rice	45 67					
				15	A	South Fla.	43 90					

Non-Div I Games: LeTourneau 88 43 Jarvis Christian 78 30

Houston Baptist

■ Loss,
 ■ Non-Conf,
 ■ S Site,
 ■ Home
 ■ A Away
 N Neutral

Average RPI Win:	266	WON-LOST	WINNING	LAST 10	STRENGTH OF	OPP. STRENGTH	TEAM	ADJ.	CONF.	ADJ CONF.
Average RPI Loss:	143	RECORD	PCT. RANK	GAMES	SCHEDULE	OF SCHEDULE	RPI	RPI	RPI	RPI
DIV. I ONLY	2- 5	244	2- 5	159	227	252	252	31	31	
DIV. I NON-CONF.	2- 5	244	2- 5	159	227	252	252	31	31	
TOTALS	RPI 1-25	RPI 26-50	W-L RECORDS	RPI 51-100	RPI 101-150	RPI 150+				
2- 5	0- 0	0- 1	OVERALL	0- 1	0- 1	2- 2				
2- 1	0- 0	0- 0	HOME	0- 1	0- 0	2- 0				
0- 4	0- 0	0- 0	AWAY	0- 0	0- 0	0- 1				
0- 0	0- 0	0- 0	NEUTRAL	0- 0	0- 0	0- 0				
2- 5	0- 0	0- 1	NON-CONFERENCE	0- 1	0- 1	2- 2				
2- 1	0- 0	0- 0	HOME	0- 1	0- 0	2- 0				
0- 4	0- 0	0- 1	AWAY	0- 0	0- 1	0- 2				
0- 0	0- 0	0- 0	NEUTRAL	0- 0	0- 0	0- 0				
0- 0	0- 0	0- 0	CONFERENCE	0- 0	0- 0	0- 0				
0- 0	0- 0	0- 0	HOME	0- 0	0- 0	0- 0				
0- 0	0- 0	0- 0	AWAY	0- 0	0- 0	0- 0				
0- 0	0- 0	0- 0	NEUTRAL	0- 0	0- 0	0- 0				

RPI 1-25				RPI 26-50				RPI 51-100				RPI 101+				Team's RPI: 252	
RPI	S	Opponent	Score	RPI	S	Opponent	Score	RPI	S	Opponent	Score	RPI	S	Opponent	Score		
				34	A	Maryland	49 111	59	H	William & Mary	71 83	116	A	Siena	61 72		
												185	A	Georgetown	41 93		
												206	H	Fairleigh Dickinson	68 65		
												319	A	Vermont	65 88		
												325	H	FIU	69 62		
LAST 12 Division I GAMES:																	
				59	H	William & Mary	71 83	325	H	FIU	69 62						
								206	H	Fairleigh Dickinson	68 65						
								116	A	Siena	61 72						
								34	A	Maryland	49 111						
								319	A	Vermont	65 88						
								185	A	Georgetown	41 93						

Non-Div I Games:

Howard

I
U
P
U
I

I
U
P
U
I

IUPUI

Page 116

Average RPI Win:	255	WON-LOST	WINNING	LAST 10	STRENGTH OF	OPP. STRENGTH	TEAM	ADJ.	CONF.	ADJ CONF.
Average RPI Loss:	97	RECORD	PCT. RANK	GAMES	SCHEDULE	OF SCHEDULE	RPI	RPI	RPI	RPI
DIV. I ONLY	2- 4	229	2- 4	121	85	155	155	20	20	
DIV. I NON-CONF.	2- 4	229	2- 4	121	85	155	155	20	20	
TOTALS	RPI 1-25	RPI 26-50	W-L RECORDS	RPI 51-100	RPI 101-150	RPI 150+				
2- 4	0- 1	0- 1	OVERALL	0- 1	0- 0	2- 1				
0- 1	0- 0	0- 0	HOME	0- 1	0- 0	0- 0				
2- 2	0- 0	0- 0	AWAY	0- 0	0- 0	2- 0				
0- 1	0- 0	0- 1	NEUTRAL	0- 0	0- 0	0- 0				
2- 4	0- 1	0- 1	NON-CONFERENCE	0- 1	0- 0	2- 1				
0- 1	0- 0	0- 0	HOME	0- 1	0- 0	0- 0				
2- 2	0- 1	0- 0	AWAY	0- 0	0- 0	2- 1				
0- 1	0- 0	0- 1	NEUTRAL	0- 0	0- 0	0- 0				
0- 0	0- 0	0- 0	CONFERENCE	0- 0	0- 0	0- 0				
0- 0	0- 0	0- 0	HOME	0- 0	0- 0	0- 0				
0- 0	0- 0	0- 0	AWAY	0- 0	0- 0	0- 0				
0- 0	0- 0	0- 0	NEUTRAL	0- 0	0- 0	0- 0				

RPI 1-25				RPI 26-50				RPI 51-100				RPI 101+ Team's RPI: 155			
RPI	S	Opponent	Score	RPI	S	Opponent	Score	RPI	S	Opponent	Score	RPI	S	Opponent	Score
18	A	Ohio St.	56 99	50	N	TCU	76 86	80	H	Washington	69 81	214	A	Colorado St.	83 69
												240	A	Abilene Christian	72 82
												296	A	CSUN	80 75
LAST 12 Division I GAMES:															
214	A	Colorado St.	83 69	80	H	Washington	69 81	50	N	TCU	76 86	296	A	CSUN	80 75
								240	A	Abilene Christian	72 82	18	A	Ohio St.	56 99

Non-Div I Games:

Idaho

Average RPI Win:	211	WON-LOST	WINNING	LAST 10	STRENGTH OF	OPP. STRENGTH	TEAM	ADJ.	CONF.	ADJ CONF.
Average RPI Loss:	120	RECORD	PCT. RANK	GAMES	SCHEDULE	OF SCHEDULE	RPI	RPI	RPI	RPI
DIV. I ONLY	4- 3	131	4- 3	234	100	117	117	20	20	
DIV. I NON-CONF.	4- 3	131	4- 3	234	100	117	117	20	20	
TOTALS	RPI 1-25	RPI 26-50	W-L RECORDS	RPI 51-100	RPI 101-150	RPI 150+				
4- 3	0- 0	0- 1	OVERALL	1- 0	1- 0	2- 2				
1- 0	0- 0	0- 0	HOME	0- 0	0- 0	1- 0				
3- 3	0- 0	0- 0	AWAY	1- 0	1- 0	1- 0				
0- 0	0- 0	0- 0	NEUTRAL	0- 0	0- 0	0- 0				
4- 3	0- 0	0- 1	NON-CONFERENCE	1- 0	1- 0	2- 2				
1- 0	0- 0	0- 0	HOME	0- 0	0- 0	1- 0				
3- 3	0- 0	0- 1	AWAY	1- 0	1- 0	1- 2				
0- 0	0- 0	0- 0	NEUTRAL	0- 0	0- 0	0- 0				
0- 0	0- 0	0- 0	CONFERENCE	0- 0	0- 0	0- 0				
0- 0	0- 0	0- 0	HOME	0- 0	0- 0	0- 0				
0- 0	0- 0	0- 0	AWAY	0- 0	0- 0	0- 0				
0- 0	0- 0	0- 0	NEUTRAL	0- 0	0- 0	0- 0				

RPI 1-25				RPI 26-50				RPI 51-100				RPI 101+				Team's RPI: 117	
RPI	S	Opponent	Score	RPI	S	Opponent	Score	RPI	S	Opponent	Score	RPI	S	Opponent	Score		
				28	A	Washington St.	55 72	80	A	Washington	79 59	145	A	Seattle U	74 69		
												165	A	Pepperdine	74 80		
												167	A	Wyoming	53 61		
												273	A	UC Irvine	78 72		
												346	H	Utah St.	64 44		
LAST 12 Division I GAMES:																	
				167	A	Wyoming	53 61	80	A	Washington	79 59						
				28	A	Washington St.	55 72	145	A	Seattle U	74 69						
				346	H	Utah St.	64 44										
				165	A	Pepperdine	74 80										
				273	A	UC Irvine	78 72										

Non-Div I Games: Col. of Idaho 89 32

Idaho St.

■ Loss,
 ■ Non-Conf,
 ■ S Site,
 ■ Home
 ■ A Away
 N Neutral

Average RPI Win:	305	WON-LOST	WINNING	LAST 10	STRENGTH OF	OPP. STRENGTH	TEAM	ADJ.	CONF.	ADJ CONF.
Average RPI Loss:	257	RECORD	PCT. RANK	GAMES	SCHEDULE	OF SCHEDULE	RPI	RPI	RPI	RPI
DIV. I ONLY	2- 3	214	2- 3	339	336	328	328	15	15	
DIV. I NON-CONF.	2- 3	214	2- 3	339	336	328	328	15	15	
TOTALS	RPI 1-25	RPI 26-50	W-L RECORDS	RPI 51-100	RPI 101-150	RPI 150+				
2- 3	0- 0	0- 0	OVERALL	0- 0	0- 0	2- 3				
1- 2	0- 0	0- 0	HOME	0- 0	0- 0	1- 2				
1- 1	0- 0	0- 0	AWAY	0- 0	0- 0	1- 1				
0- 0	0- 0	0- 0	NEUTRAL	0- 0	0- 0	0- 0				
2- 3	0- 0	0- 0	NON-CONFERENCE	0- 0	0- 0	2- 3				
1- 2	0- 0	0- 0	HOME	0- 0	0- 0	1- 2				
1- 1	0- 0	0- 0	AWAY	0- 0	0- 0	1- 1				
0- 0	0- 0	0- 0	NEUTRAL	0- 0	0- 0	0- 0				
0- 0	0- 0	0- 0	CONFERENCE	0- 0	0- 0	0- 0				
0- 0	0- 0	0- 0	HOME	0- 0	0- 0	0- 0				
0- 0	0- 0	0- 0	AWAY	0- 0	0- 0	0- 0				
0- 0	0- 0	0- 0	NEUTRAL	0- 0	0- 0	0- 0				

RPI 1-25				RPI 26-50				RPI 51-100				RPI 101+				Team's RPI: 328	
RPI	S	Opponent	Score	RPI	S	Opponent	Score	RPI	S	Opponent	Score	RPI	S	Opponent	Score		
												174	A	Bradley	48	58	
												282	H	Santa Clara	36	45	
												294	A	Fort Wayne	67	51	
												314	H	Jackson St.	63	76	
												316	H	Indiana St.	55	46	
LAST 12 Division I GAMES:																	
				314	H	Jackson St.	63	76	174	A	Bradley	48	58				
									316	H	Indiana St.	55	46				
									282	H	Santa Clara	36	45				
									294	A	Fort Wayne	67	51				

Non-Div I Games: Bethel (IN) 66 46

Ill.-Chicago

■ Loss,
 ■ Non-Conf, S Site,
 ■ Home
 ■ Away
 N Neutral

Average RPI Win:	265	WON-LOST	WINNING	LAST 10	STRENGTH OF	OPP. STRENGTH	TEAM	ADJ.	CONF.	ADJ CONF.
Average RPI Loss:	83	RECORD	PCT. RANK	GAMES	SCHEDULE	OF SCHEDULE	RPI	RPI	RPI	RPI
DIV. I ONLY	6- 4	122	6- 4	184	165	156	156	4	4	
DIV. I NON-CONF.	6- 4	122	6- 4	184	165	156	156	4	4	
TOTALS	RPI 1-25	RPI 26-50	W-L RECORDS	RPI 51-100	RPI 101-150	RPI 150+				
6- 4	0- 0	0- 2	OVERALL	0- 1	0- 0	6- 1				
3- 2	0- 0	0- 0	HOME	0- 1	0- 0	3- 1				
1- 2	0- 0	0- 2	AWAY	0- 0	0- 0	1- 0				
2- 0	0- 0	0- 0	NEUTRAL	0- 0	0- 0	2- 0				
6- 4	0- 0	0- 2	NON-CONFERENCE	0- 1	0- 0	6- 1				
3- 2	0- 0	0- 0	HOME	0- 1	0- 0	3- 1				
1- 2	0- 0	0- 2	AWAY	0- 0	0- 0	1- 0				
2- 0	0- 0	0- 0	NEUTRAL	0- 0	0- 0	2- 0				
0- 0	0- 0	0- 0	CONFERENCE	0- 0	0- 0	0- 0				
0- 0	0- 0	0- 0	HOME	0- 0	0- 0	0- 0				
0- 0	0- 0	0- 0	AWAY	0- 0	0- 0	0- 0				
0- 0	0- 0	0- 0	NEUTRAL	0- 0	0- 0	0- 0				

RPI S	Opponent	Score	RPI S	Opponent	Score	RPI S	Opponent	Score	RPI S	Opponent	Score	Team's RPI: 156
30	A New Mexico	68 97	32	A FGCU	61 85	57	H Virginia Tech	49 96	174	H Bradley	74 62	
									211	H Western Ill.	67 77	
									218	N Wichita St.	68 67	
									273	N UC Irvine	65 59	
									294	H Fort Wayne	64 50	
									300	A Memphis	63 47	
									329	H Chicago St.	66 56	
LAST 12 Division I GAMES:												
300	A Memphis	63 47	211	H Western Ill.	67 77							
57	H Virginia Tech	49 96	174	H Bradley	74 62							
30	A New Mexico	68 97	329	H Chicago St.	66 56							
218	N Wichita St.	68 67	32	A FGCU	61 85							
273	N UC Irvine	65 59	294	H Fort Wayne	64 50							

Non-Div I Games:

Illinois

Average RPI Win:	290	WON-LOST	WINNING	LAST 10	STRENGTH OF	OPP. STRENGTH	TEAM	ADJ.	CONF.	ADJ CONF.
Average RPI Loss:	88	RECORD	PCT. RANK	GAMES	SCHEDULE	OF SCHEDULE	RPI	RPI	RPI	RPI
DIV. I ONLY	3- 3	157	3- 3	316	147	276	276	28	28	
DIV. I NON-CONF.	3- 3	157	3- 3	316	147	276	276	28	28	
TOTALS	RPI 1-25	RPI 26-50	W-L RECORDS	RPI 51-100	RPI 101-150	RPI 150+				
3- 3	0- 0	0- 1	OVERALL	0- 1	0- 0	3- 1				
3- 1	0- 0	0- 1	HOME	0- 0	0- 0	3- 0				
0- 2	0- 0	0- 0	AWAY	0- 0	0- 0	0- 0				
0- 0	0- 0	0- 0	NEUTRAL	0- 0	0- 0	0- 0				
3- 3	0- 0	0- 1	NON-CONFERENCE	0- 1	0- 0	3- 1				
3- 1	0- 0	0- 1	HOME	0- 0	0- 0	3- 0				
0- 2	0- 0	0- 0	AWAY	0- 1	0- 0	0- 1				
0- 0	0- 0	0- 0	NEUTRAL	0- 0	0- 0	0- 0				
0- 0	0- 0	0- 0	CONFERENCE	0- 0	0- 0	0- 0				
0- 0	0- 0	0- 0	HOME	0- 0	0- 0	0- 0				
0- 0	0- 0	0- 0	AWAY	0- 0	0- 0	0- 0				
0- 0	0- 0	0- 0	NEUTRAL	0- 0	0- 0	0- 0				

RPI S	Opponent	Score	RPI S	Opponent	Score	RPI S	Opponent	Score	RPI S	Opponent	Score	Team's RPI: 276
40	H Butler	45 56	67	A George Mason	37 56	158	A Oakland	43 64	225	H SIUE	62 47	
						299	H UMKC	64 53	345	H Northern Ky.	49 37	
LAST 12 Division I GAMES:												
225	H SIUE	62 47	40	H Butler	45 56							
299	H UMKC	64 53										
67	A George Mason	37 56										
345	H Northern Ky.	49 37										
158	A Oakland	43 64										

Non-Div I Games:

Illinois St.

Average RPI Win:	0	WON-LOST	WINNING	LAST 10	STRENGTH OF	OPP. STRENGTH	TEAM	ADJ.	CONF.	ADJ CONF.
Average RPI Loss:	136	RECORD	PCT. RANK	GAMES	SCHEDULE	OF SCHEDULE	RPI	RPI	RPI	RPI
DIV. I ONLY	0- 6	323	0- 6	44	278	250	250	22	22	
DIV. I NON-CONF.	0- 6	323	0- 6	44	278	250	250	22	22	
TOTALS	RPI 1-25	RPI 26-50	W-L RECORDS	RPI 51-100	RPI 101-150	RPI 150+				
0- 6	0- 1	0- 0	OVERALL	0- 1	0- 2	0- 2				
0- 2	0- 0	0- 0	HOME	0- 0	0- 1	0- 1				
0- 4	0- 0	0- 0	AWAY	0- 0	0- 0	0- 0				
0- 0	0- 0	0- 0	NEUTRAL	0- 0	0- 0	0- 0				
0- 6	0- 1	0- 0	NON-CONFERENCE	0- 1	0- 2	0- 2				
0- 2	0- 0	0- 0	HOME	0- 0	0- 1	0- 1				
0- 4	0- 1	0- 0	AWAY	0- 1	0- 1	0- 1				
0- 0	0- 0	0- 0	NEUTRAL	0- 0	0- 0	0- 0				
0- 0	0- 0	0- 0	CONFERENCE	0- 0	0- 0	0- 0				
0- 0	0- 0	0- 0	HOME	0- 0	0- 0	0- 0				
0- 0	0- 0	0- 0	AWAY	0- 0	0- 0	0- 0				
0- 0	0- 0	0- 0	NEUTRAL	0- 0	0- 0	0- 0				

RPI 1-25			RPI 26-50			RPI 51-100			RPI 101+			Team's RPI: 250
RPI	S	Opponent	Score	RPI	S	Opponent	Score	RPI	S	Opponent	Score	
17	A	Utah	31 90					81	A	Oklahoma St.	35 86	
								124	A	UT Arlington	48 61	
								145	H	Texas St.	33 74	
								191	A	Weber St.	55 79	
								256	H	Massachusetts	45 64	
LAST 12 Division I GAMES:												
256	H	Massachusetts	45 64	191	A	Weber St.	55 79					
				17	A	Utah	31 90					
				145	H	Texas St.	33 74					
				124	A	UT Arlington	48 61					
				81	A	Oklahoma St.	35 86					

Non-Div I Games: Mary Hardin-Baylor 76 58

Incarnate Word

■ Loss,
 ■ Non-Conf,
 ■ S Site,
 ■ H Home
 ■ A Away
 N Neutral

Average RPI Win:	150	WON-LOST	WINNING	LAST 10	STRENGTH OF	OPP. STRENGTH	TEAM	ADJ.	CONF.	ADJ CONF.
Average RPI Loss:	63	RECORD	PCT. RANK	GAMES	SCHEDULE	OF SCHEDULE	RPI	RPI	RPI	RPI
DIV. I ONLY	4- 4	157	4- 4	45	65	103	103	4	4	
DIV. I NON-CONF.	4- 4	157	4- 4	45	65	103	103	4	4	
TOTALS	RPI 1-25	RPI 26-50	W-L RECORDS	RPI 51-100	RPI 101-150	RPI 150+				
4- 4	0- 1	1- 0	OVERALL	0- 2	1- 1	2- 0				
3- 3	0- 1	1- 0	HOME	0- 1	1- 1	1- 0				
0- 1	0- 0	0- 0	AWAY	0- 1	0- 0	0- 0				
1- 0	0- 0	0- 0	NEUTRAL	0- 0	0- 0	1- 0				
4- 4	0- 1	1- 0	NON-CONFERENCE	0- 2	1- 1	2- 0				
3- 3	0- 1	1- 0	HOME	0- 1	1- 1	1- 0				
0- 1	0- 0	0- 0	AWAY	0- 1	0- 0	0- 0				
1- 0	0- 0	0- 0	NEUTRAL	0- 0	0- 0	1- 0				
0- 0	0- 0	0- 0	CONFERENCE	0- 0	0- 0	0- 0				
0- 0	0- 0	0- 0	HOME	0- 0	0- 0	0- 0				
0- 0	0- 0	0- 0	AWAY	0- 0	0- 0	0- 0				
0- 0	0- 0	0- 0	NEUTRAL	0- 0	0- 0	0- 0				

RPI 1-25				RPI 26-50				RPI 51-100				RPI 101+				Team's RPI: 103	
RPI	S	Opponent	Score	RPI	S	Opponent	Score	RPI	S	Opponent	Score	RPI	S	Opponent	Score		
3	H	Louisville	59 72	45	H	Western Ky.	73 71	58	A	Saint Mary's (CA)	82 88	118	H	Arkansas St.	93 51		
								66	H	Chattanooga	61 64	126	H	Auburn	53 65		
												176	N	UAB	71 63		
												262	H	Southern U.	64 49		
LAST 12 Division I GAMES:																	
3	H	Louisville	59 72	126	H	Auburn	53 65										
58	A	Saint Mary's (CA)	82 88	118	H	Arkansas St.	93 51										
176	N	UAB	71 63														
66	H	Chattanooga	61 64														
45	H	Western Ky.	73 71														
262	H	Southern U.	64 49														

Non-Div I Games:

Indiana

Average RPI Win:	315	WON-LOST	WINNING	LAST 10	STRENGTH OF	OPP. STRENGTH	TEAM	ADJ.	CONF.	ADJ CONF.
Average RPI Loss:	184	RECORD	PCT. RANK	GAMES	SCHEDULE	OF SCHEDULE	RPI	RPI	RPI	RPI
DIV. I ONLY	1- 5	288	1- 5	274	290	316	316	28	28	
DIV. I NON-CONF.	1- 5	288	1- 5	274	290	316	316	28	28	
TOTALS	RPI 1-25	RPI 26-50	W-L RECORDS	RPI 51-100	RPI 101-150	RPI 150+				
1- 5	0- 0	0- 0	OVERALL	0- 1	0- 2	1- 2				
0- 2	0- 0	0- 0	HOME	0- 0	0- 1	0- 1				
0- 2	0- 0	0- 0	AWAY	0- 1	0- 0	0- 1				
1- 1	0- 0	0- 0	NEUTRAL	0- 0	0- 1	1- 0				
1- 5	0- 0	0- 0	NON-CONFERENCE	0- 1	0- 2	1- 2				
0- 2	0- 0	0- 0	HOME	0- 0	0- 1	0- 1				
0- 2	0- 0	0- 0	AWAY	0- 1	0- 0	0- 1				
1- 1	0- 0	0- 0	NEUTRAL	0- 0	0- 1	1- 0				
0- 0	0- 0	0- 0	CONFERENCE	0- 0	0- 0	0- 0				
0- 0	0- 0	0- 0	HOME	0- 0	0- 0	0- 0				
0- 0	0- 0	0- 0	AWAY	0- 0	0- 0	0- 0				
0- 0	0- 0	0- 0	NEUTRAL	0- 0	0- 0	0- 0				

RPI 1-25			RPI 26-50			RPI 51-100			RPI 101+			Team's RPI: 316
RPI	S	Opponent	Score	RPI	S	Opponent	Score	RPI	S	Opponent	Score	
						73 A IUPUI	57 86	142 H Saint Louis		59 60		
								143 N South Dakota		59 71		
								233 H Fla. Atlantic		58 66		
								315 N Montana		57 45		
								328 A Ill.-Chicago		46 55		
LAST 12 Division I GAMES:												
				142 H Saint Louis		59 60	328 A Ill.-Chicago		46 55			
							143 N South Dakota		59 71			
							315 N Montana		57 45			
							233 H Fla. Atlantic		58 66			
							73 A IUPUI		57 86			

Non-Div I Games: Missouri S&T 84 51

Indiana St.

Average RPI Win:	0	WON-LOST	WINNING	LAST 10	STRENGTH OF	OPP. STRENGTH	TEAM	ADJ.	CONF.	ADJ CONF.
Average RPI Loss:	157	RECORD	PCT. RANK	GAMES	SCHEDULE	OF SCHEDULE	RPI	RPI	RPI	RPI
DIV. I ONLY	0- 6	323	0- 6	71	321	286	286	19	19	
DIV. I NON-CONF.	0- 6	323	0- 6	71	321	286	286	19	19	
TOTALS	RPI 1-25	RPI 26-50	W-L RECORDS	RPI 51-100	RPI 101-150	RPI 150+				
0- 6	0- 0	0- 1	OVERALL	0- 0	0- 2	0- 3				
0- 3	0- 0	0- 1	HOME	0- 0	0- 1	0- 1				
0- 3	0- 0	0- 0	AWAY	0- 0	0- 1	0- 2				
0- 0	0- 0	0- 0	NEUTRAL	0- 0	0- 0	0- 0				
0- 6	0- 0	0- 1	NON-CONFERENCE	0- 0	0- 2	0- 3				
0- 3	0- 0	0- 1	HOME	0- 0	0- 1	0- 1				
0- 3	0- 0	0- 0	AWAY	0- 0	0- 1	0- 2				
0- 0	0- 0	0- 0	NEUTRAL	0- 0	0- 0	0- 0				
0- 0	0- 0	0- 0	CONFERENCE	0- 0	0- 0	0- 0				
0- 0	0- 0	0- 0	HOME	0- 0	0- 0	0- 0				
0- 0	0- 0	0- 0	AWAY	0- 0	0- 0	0- 0				
0- 0	0- 0	0- 0	NEUTRAL	0- 0	0- 0	0- 0				

RPI S	Opponent	Score	RPI S	Opponent	Score	RPI S	Opponent	Score	RPI S	Opponent	Score	Team's RPI: 286
35	H Toledo	57 74							104	H Temple	54 59	
									123	A Jacksonville	62 71	
									170	A Duquesne	59 80	
									203	H Bucknell	53 60	
									309	A Arizona	58 71	
LAST 12 Division I GAMES:												
203	H Bucknell	53 60	309	A Arizona	58 71							
35	H Toledo	57 74										
170	A Duquesne	59 80										
104	H Temple	54 59										
123	A Jacksonville	62 71										

Non-Div I Games:

Iona

Average RPI Win:	107	WON-LOST	WINNING	LAST 10	STRENGTH OF	OPP. STRENGTH	TEAM	ADJ.	CONF.	ADJ CONF.
Average RPI Loss:	8	RECORD	PCT. RANK	GAMES	SCHEDULE	OF SCHEDULE	RPI	RPI	RPI	RPI
DIV. I ONLY	8- 1	16	8- 1	31	46	12	12	4	4	
DIV. I NON-CONF.	8- 1	16	8- 1	31	46	12	12	4	4	
TOTALS	RPI 1-25	RPI 26-50	W-L RECORDS	RPI 51-100	RPI 101-150	RPI 150+				
8- 1	1- 1	1- 0	OVERALL	2- 0	2- 0	2- 0				
5- 1	1- 1	1- 0	HOME	1- 0	2- 0	0- 0				
0- 0	0- 0	0- 0	AWAY	0- 0	0- 0	0- 0				
3- 0	0- 0	0- 0	NEUTRAL	1- 0	0- 0	2- 0				
8- 1	1- 1	1- 0	NON-CONFERENCE	2- 0	2- 0	2- 0				
5- 1	1- 1	1- 0	HOME	1- 0	2- 0	0- 0				
0- 0	0- 0	0- 0	AWAY	0- 0	0- 0	0- 0				
3- 0	0- 0	0- 0	NEUTRAL	1- 0	0- 0	2- 0				
0- 0	0- 0	0- 0	CONFERENCE	0- 0	0- 0	0- 0				
0- 0	0- 0	0- 0	HOME	0- 0	0- 0	0- 0				
0- 0	0- 0	0- 0	AWAY	0- 0	0- 0	0- 0				
0- 0	0- 0	0- 0	NEUTRAL	0- 0	0- 0	0- 0				

RPI	S	Opponent	Score	RPI	S	Opponent	Score	RPI	S	Opponent	Score	RPI	S	Opponent	Score
8	H	Florida St.	93 94	45	H	Western Ky.	104 97	70	H	Western Mich.	79 56	131	H	Samford	80 59
14	H	Quinnipiac	83 67					83	N	Elon	74 61	138	H	Northern Ill.	105 80
												172	N	Morgan St.	90 46
												199	N	Charlotte	77 64
LAST 12 Division I GAMES:															
70	H	Western Mich.	79 56	131	H	Samford	80 59								
138	H	Northern Ill.	105 80	8	H	Florida St.	93 94								
45	H	Western Ky.	104 97	83	N	Elon	74 61								
14	H	Quinnipiac	83 67	199	N	Charlotte	77 64								
				172	N	Morgan St.	90 46								

Non-Div I Games:

Iowa

Average RPI Win:	185	WON-LOST	WINNING	LAST 10	STRENGTH OF	OPP. STRENGTH	TEAM	ADJ.	CONF.	ADJ CONF.
Average RPI Loss:	128	RECORD	PCT. RANK	GAMES	SCHEDULE	OF SCHEDULE	RPI	RPI	RPI	RPI
DIV. I ONLY	3- 4	194	3- 4	290	32	238	238	5	5	
DIV. I NON-CONF.	3- 4	194	3- 4	290	32	238	238	5	5	
TOTALS	RPI 1-25	RPI 26-50	W-L RECORDS	RPI 51-100	RPI 101-150	RPI 150+				
3- 4	0- 0	0- 0	OVERALL	0- 1	2- 1	1- 2				
2- 0	0- 0	0- 0	HOME	0- 0	1- 0	1- 0				
0- 3	0- 0	0- 0	AWAY	0- 0	0- 1	0- 2				
1- 1	0- 0	0- 0	NEUTRAL	0- 1	1- 0	0- 0				
3- 4	0- 0	0- 0	NON-CONFERENCE	0- 1	2- 1	1- 2				
2- 0	0- 0	0- 0	HOME	0- 0	1- 0	1- 0				
0- 3	0- 0	0- 0	AWAY	0- 0	0- 1	0- 2				
1- 1	0- 0	0- 0	NEUTRAL	0- 1	1- 0	0- 0				
0- 0	0- 0	0- 0	CONFERENCE	0- 0	0- 0	0- 0				
0- 0	0- 0	0- 0	HOME	0- 0	0- 0	0- 0				
0- 0	0- 0	0- 0	AWAY	0- 0	0- 0	0- 0				
0- 0	0- 0	0- 0	NEUTRAL	0- 0	0- 0	0- 0				

RPI 1-25				RPI 26-50				RPI 51-100				RPI 101+				Team's RPI: 238	
RPI	S	Opponent	Score	RPI	S	Opponent	Score	RPI	S	Opponent	Score	RPI	S	Opponent	Score		
								65	N	Central Mich.	60	81	112	N	Tulane	67	64
													114	A	Vanderbilt	74	77
													143	H	South Dakota	81	76
													162	A	Drake	80	83
													171	A	UNI	53	57
													299	H	UMKC	61	45
LAST 12 Division I GAMES:																	
				114	A	Vanderbilt	74	77	65	N	Central Mich.	60	81				
				162	A	Drake	80	83	112	N	Tulane	67	64				
									299	H	UMKC	61	45				
									171	A	UNI	53	57				
									143	H	South Dakota	81	76				

Non-Div I Games:

Iowa St.

Average RPI Win:	329	WON-LOST	WINNING	LAST 10	STRENGTH OF	OPP. STRENGTH	TEAM	ADJ.	CONF.	ADJ CONF.
Average RPI Loss:	236	RECORD	PCT. RANK	GAMES	SCHEDULE	OF SCHEDULE	RPI	RPI	RPI	RPI
DIV. I ONLY	2- 1	98	2- 1	348	285	314	314	29	29	
DIV. I NON-CONF.	2- 1	98	2- 1	348	285	314	314	29	29	
TOTALS	RPI 1-25	RPI 26-50	W-L RECORDS	RPI 51-100	RPI 101-150	RPI 150+				
2- 1	0- 0	0- 0	OVERALL	0- 0	0- 0	2- 1				
0- 1	0- 0	0- 0	HOME	0- 0	0- 0	0- 1				
2- 0	0- 0	0- 0	AWAY	0- 0	0- 0	2- 0				
0- 0	0- 0	0- 0	NEUTRAL	0- 0	0- 0	0- 0				
2- 1	0- 0	0- 0	NON-CONFERENCE	0- 0	0- 0	2- 1				
0- 1	0- 0	0- 0	HOME	0- 0	0- 0	0- 1				
2- 0	0- 0	0- 0	AWAY	0- 0	0- 0	2- 0				
0- 0	0- 0	0- 0	NEUTRAL	0- 0	0- 0	0- 0				
0- 0	0- 0	0- 0	CONFERENCE	0- 0	0- 0	0- 0				
0- 0	0- 0	0- 0	HOME	0- 0	0- 0	0- 0				
0- 0	0- 0	0- 0	AWAY	0- 0	0- 0	0- 0				
0- 0	0- 0	0- 0	NEUTRAL	0- 0	0- 0	0- 0				

RPI 1-25			RPI 26-50			RPI 51-100			RPI 101+			Team's RPI: 314
RPI	S	Opponent	Score	RPI	S	Opponent	Score	RPI	S	Opponent	Score	
								236	H	Nicholls St.	64	90
								328	A	Ill.-Chicago	76	63
								329	A	Chicago St.	87	69
LAST 12 Division I GAMES:												
329	A	Chicago St.	87	69	236	H	Nicholls St.	64	90			
328	A	Ill.-Chicago	76	63								

Non-Div I Games: Millsaps 79 41 Spring Hill 77 50 LSU-Shreveport 85 86

Jackson St.

Jacksonville

Through Games Of Dec. 3, 2017

Average RPI Win:	202	WON-LOST	WINNING	LAST 10	STRENGTH OF	OPP. STRENGTH	TEAM	ADJ.	CONF.	ADJ CONF.
Average RPI Loss:	95	RECORD	PCT. RANK	GAMES	SCHEDULE	OF SCHEDULE	RPI	RPI	RPI	RPI
DIV. I ONLY	4- 4	157	4- 4	198	77	123	123	14	14	
DIV. I NON-CONF.	4- 4	157	4- 4	198	77	123	123	14	14	
TOTALS	RPI 1-25	RPI 26-50	W-L RECORDS	RPI 51-100	RPI 101-150	RPI 150+				
4- 4	0- 0	0- 0	OVERALL	1- 2	0- 1	3- 1				
2- 0	0- 0	0- 0	HOME	0- 0	0- 0	2- 0				
2- 4	0- 0	0- 0	AWAY	1- 2	0- 1	1- 1				
0- 0	0- 0	0- 0	NEUTRAL	0- 0	0- 0	0- 0				
4- 4	0- 0	0- 0	NON-CONFERENCE	1- 2	0- 1	3- 1				
2- 0	0- 0	0- 0	HOME	0- 0	0- 0	2- 0				
2- 4	0- 0	0- 0	AWAY	1- 2	0- 1	1- 1				
0- 0	0- 0	0- 0	NEUTRAL	0- 0	0- 0	0- 0				
0- 0	0- 0	0- 0	CONFERENCE	0- 0	0- 0	0- 0				
0- 0	0- 0	0- 0	HOME	0- 0	0- 0	0- 0				
0- 0	0- 0	0- 0	AWAY	0- 0	0- 0	0- 0				
0- 0	0- 0	0- 0	NEUTRAL	0- 0	0- 0	0- 0				

RPI 1-25				RPI 26-50				RPI 51-100				RPI 101+				Team's RPI: 123	
RPI	S	Opponent	Score	RPI	S	Opponent	Score	RPI	S	Opponent	Score	RPI	S	Opponent	Score		
								56	A	Alabama	60	75	101	A	Troy	88	89
								64	A	NC State	44	64	157	A	Florida	59	69
								68	A	South Ala.	60	58	219	H	Monmouth	74	65
													236	A	Nicholls St.	69	61
													286	H	Iona	71	62
LAST 12 Division I GAMES:																	
				68	A	South Ala.	60	58	236	A	Nicholls St.	69	61				
				101	A	Troy	88	89	56	A	Alabama	60	75				
				157	A	Florida	59	69	286	H	Iona	71	62				
				219	H	Monmouth	74	65	64	A	NC State	44	64				

Non-Div I Games: Webber Int'l 64 43

Jacksonville

Loss, Non-Conf, S Site, H Home A Away N Neutral

Average RPI Win:	276	WON-LOST	WINNING	LAST 10	STRENGTH OF	OPP. STRENGTH	TEAM	ADJ.	CONF.	ADJ CONF.
Average RPI Loss:	53	RECORD	PCT. RANK	GAMES	SCHEDULE	OF SCHEDULE	RPI	RPI	RPI	RPI
DIV. I ONLY	3- 2	122	3- 2	102	204	99	99	21	21	
DIV. I NON-CONF.	3- 2	122	3- 2	102	204	99	99	21	21	
TOTALS	RPI 1-25	RPI 26-50	W-L RECORDS	RPI 51-100	RPI 101-150	RPI 150+				
3- 2	0- 1	0- 0	OVERALL	0- 1	0- 0	3- 0				
1- 1	0- 1	0- 0	HOME	0- 0	0- 0	1- 0				
1- 1	0- 0	0- 0	AWAY	0- 1	0- 0	1- 0				
1- 0	0- 0	0- 0	NEUTRAL	0- 0	0- 0	1- 0				
3- 2	0- 1	0- 0	NON-CONFERENCE	0- 1	0- 0	3- 0				
1- 1	0- 1	0- 0	HOME	0- 0	0- 0	1- 0				
1- 1	0- 0	0- 0	AWAY	0- 1	0- 0	1- 0				
1- 0	0- 0	0- 0	NEUTRAL	0- 0	0- 0	1- 0				
0- 0	0- 0	0- 0	CONFERENCE	0- 0	0- 0	0- 0				
0- 0	0- 0	0- 0	HOME	0- 0	0- 0	0- 0				
0- 0	0- 0	0- 0	AWAY	0- 0	0- 0	0- 0				
0- 0	0- 0	0- 0	NEUTRAL	0- 0	0- 0	0- 0				

RPI 1-25				RPI 26-50				RPI 51-100				Team's RPI: 99	RPI 101+			
RPI	S	Opponent	Score	RPI	S	Opponent	Score	RPI	S	Opponent	Score		RPI	S	Opponent	Score
8	H	Florida St.	51 75					98	A	Seton Hall	54 73		248	A	New Orleans	59 54
													274	N	East Carolina	82 73
													306	H	Rhode Island	63 53
LAST 12 Division I GAMES:																
				274	N	East Carolina	82 73						248	A	New Orleans	59 54
				306	H	Rhode Island	63 53						98	A	Seton Hall	54 73
				8	H	Florida St.	51 75									

Non-Div I Games: Stillman 93 38 Brewton-Parker 103 44

Jacksonville St.

Average RPI Win:	307	WON-LOST	WINNING	LAST 10	STRENGTH OF	OPP. STRENGTH	TEAM	ADJ.	CONF.	ADJ CONF.
Average RPI Loss:	24	RECORD	PCT. RANK	GAMES	SCHEDULE	OF SCHEDULE	RPI	RPI	RPI	RPI
DIV. I ONLY	2- 5	244	2- 5	33	63	132	132	10	10	
DIV. I NON-CONF.	2- 5	244	2- 5	33	63	132	132	10	10	
TOTALS	RPI 1-25	RPI 26-50	W-L RECORDS	RPI 51-100	RPI 101-150	RPI 150+				
2- 5	0- 2	0- 2	OVERALL	0- 1	0- 0	2- 0				
1- 3	0- 1	0- 1	HOME	0- 1	0- 0	1- 0				
1- 1	0- 0	0- 1	AWAY	0- 0	0- 0	1- 0				
0- 1	0- 1	0- 0	NEUTRAL	0- 0	0- 0	0- 0				
2- 5	0- 2	0- 2	NON-CONFERENCE	0- 1	0- 0	2- 0				
1- 3	0- 1	0- 1	HOME	0- 1	0- 0	1- 0				
1- 1	0- 0	0- 1	AWAY	0- 0	0- 0	1- 0				
0- 1	0- 1	0- 0	NEUTRAL	0- 0	0- 0	0- 0				
0- 0	0- 0	0- 0	CONFERENCE	0- 0	0- 0	0- 0				
0- 0	0- 0	0- 0	HOME	0- 0	0- 0	0- 0				
0- 0	0- 0	0- 0	AWAY	0- 0	0- 0	0- 0				
0- 0	0- 0	0- 0	NEUTRAL	0- 0	0- 0	0- 0				

RPI 1-25				RPI 26-50				RPI 51-100				RPI 101+ Team's RPI: 132			
RPI	S	Opponent	Score	RPI	S	Opponent	Score	RPI	S	Opponent	Score	RPI	S	Opponent	Score
5	N	Villanova	57 60	27	A	Tennessee	60 89	52	H	Saint Joseph's	66 73	295	H	Wagner	68 45
8	H	Florida St.	63 79	29	H	Rutgers	63 76					319	A	Vermont	68 56
LAST 12 Division I GAMES:															
8	H	Florida St.	63 79	52	H	Saint Joseph's	66 73								
319	A	Vermont	68 56	27	A	Tennessee	60 89								
5	N	Villanova	57 60	295	H	Wagner	68 45								
				29	H	Rutgers	63 76								

Non-Div I Games:

James Madison

Average RPI Win:	158	WON-LOST	WINNING	LAST 10	STRENGTH OF	OPP. STRENGTH	TEAM	ADJ.	CONF.	ADJ CONF.
Average RPI Loss:	0	RECORD	PCT. RANK	GAMES	SCHEDULE	OF SCHEDULE	RPI	RPI	RPI	RPI
DIV. I ONLY	7- 0	1	7- 0	154	76	26	26	5	5	
DIV. I NON-CONF.	7- 0	1	7- 0	154	76	26	26	5	5	
TOTALS	RPI 1-25	RPI 26-50	W-L RECORDS	RPI 51-100	RPI 101-150	RPI 150+				
7- 0	0- 0	0- 0	OVERALL	2- 0	2- 0	3- 0				
7- 0	0- 0	0- 0	HOME	2- 0	2- 0	3- 0				
0- 0	0- 0	0- 0	AWAY	0- 0	0- 0	0- 0				
0- 0	0- 0	0- 0	NEUTRAL	0- 0	0- 0	0- 0				
7- 0	0- 0	0- 0	NON-CONFERENCE	2- 0	2- 0	3- 0				
7- 0	0- 0	0- 0	HOME	2- 0	2- 0	3- 0				
0- 0	0- 0	0- 0	AWAY	0- 0	0- 0	0- 0				
0- 0	0- 0	0- 0	NEUTRAL	0- 0	0- 0	0- 0				
0- 0	0- 0	0- 0	CONFERENCE	0- 0	0- 0	0- 0				
0- 0	0- 0	0- 0	HOME	0- 0	0- 0	0- 0				
0- 0	0- 0	0- 0	AWAY	0- 0	0- 0	0- 0				
0- 0	0- 0	0- 0	NEUTRAL	0- 0	0- 0	0- 0				

RPI S	Opponent	Score	RPI S	Opponent	Score	Team's RPI: 26	RPI S	Opponent	Score	RPI S	Opponent	Score
							51	H Yale	81 75	141	H Rice	73 65
							86	H Arkansas	71 60	148	H Campbell	66 48
										190	H Texas Southern	72 37
										193	H Delaware St.	81 49
										299	H UMKC	63 48
LAST 12 Division I GAMES:												
			141	H Rice	73 65		86	H Arkansas	71 60			
			193	H Delaware St.	81 49		299	H UMKC	63 48			
			51	H Yale	81 75							
			190	H Texas Southern	72 37							
			148	H Campbell	66 48							

Non-Div I Games:

Kansas

Average RPI Win:	162	WON-LOST	WINNING	LAST 10	STRENGTH OF	OPP. STRENGTH	TEAM	ADJ.	CONF.	ADJ CONF.
Average RPI Loss:	42	RECORD	PCT. RANK	GAMES	SCHEDULE	OF SCHEDULE	RPI	RPI	RPI	RPI
DIV. I ONLY	5- 2	72	5- 2	2	309	9	9	5	5	
DIV. I NON-CONF.	5- 2	72	5- 2	2	309	9	9	5	5	
TOTALS	RPI 1-25	RPI 26-50	W-L RECORDS	RPI 51-100	RPI 101-150	RPI 150+				
5- 2	0- 0	0- 2	OVERALL	1- 0	2- 0	2- 0				
3- 0	0- 0	0- 0	HOME	0- 0	2- 0	1- 0				
1- 1	0- 0	0- 1	AWAY	0- 0	0- 0	1- 0				
1- 1	0- 0	0- 1	NEUTRAL	1- 0	0- 0	0- 0				
5- 2	0- 0	0- 2	NON-CONFERENCE	1- 0	2- 0	2- 0				
3- 0	0- 0	0- 0	HOME	0- 0	2- 0	1- 0				
1- 1	0- 0	0- 1	AWAY	0- 0	0- 0	1- 0				
1- 1	0- 0	0- 1	NEUTRAL	1- 0	0- 0	0- 0				
0- 0	0- 0	0- 0	CONFERENCE	0- 0	0- 0	0- 0				
0- 0	0- 0	0- 0	HOME	0- 0	0- 0	0- 0				
0- 0	0- 0	0- 0	AWAY	0- 0	0- 0	0- 0				
0- 0	0- 0	0- 0	NEUTRAL	0- 0	0- 0	0- 0				

RPI	S	Opponent	Score	RPI	S	Opponent	Score	RPI	S	Opponent	Score
41	A	Missouri	59 73	75	N	Penn St.	70 65	129	H	SFA	74 49
43	N	UCLA	55 64					140	H	Omaha	81 60
								154	A	North Texas	55 54
								310	H	Florida A&M	81 57
LAST 12 Division I GAMES:											
41	A	Missouri	59 73	75	N	Penn St.	70 65				
				43	N	UCLA	55 64				
				154	A	North Texas	55 54				
				310	H	Florida A&M	81 57				
				140	H	Omaha	81 60				
				129	H	SFA	74 49				

Non-Div I Games:

Kansas St.

Average RPI Win: 242				Through Games Of Dec-09, 2017					
Average RPI Loss: 94	WON-LOST RECORD	WINNING PCT. RANK	LAST 10 GAMES	STRENGTH OF SCHEDULE	OPP. STRENGTH OF SCHEDULE	TEAM RPI	ADJ. RPI	CONF. RPI	ADJ CONF. RPI
DIV. I ONLY	2- 6	264	2- 6	83	143	186	186	14	14
DIV. I NON-CONF.	2- 6	264	2- 6	83	143	186	186	14	14
TOTALS	RPI 1-25	RPI 26-50	W-L RECORDS	RPI 51-100	RPI 101-150	RPI 150+			
2- 6	0- 0	0- 3	OVERALL	0- 0	0- 2	2- 1			
1- 0	0- 0	0- 0	HOME	0- 0	0- 0	1- 0			
1- 4	0- 0	0- 2	AWAY	0- 0	0- 2	1- 0			
0- 2	0- 0	0- 1	NEUTRAL	0- 0	0- 0	0- 1			
2- 6	0- 0	0- 3	NON-CONFERENCE	0- 0	0- 2	2- 1			
1- 0	0- 0	0- 0	HOME	0- 0	0- 0	1- 0			
1- 4	0- 0	0- 2	AWAY	0- 0	0- 2	1- 0			
0- 2	0- 0	0- 1	NEUTRAL	0- 0	0- 0	0- 1			
0- 0	0- 0	0- 0	CONFERENCE	0- 0	0- 0	0- 0			
0- 0	0- 0	0- 0	HOME	0- 0	0- 0	0- 0			
0- 0	0- 0	0- 0	AWAY	0- 0	0- 0	0- 0			
0- 0	0- 0	0- 0	NEUTRAL	0- 0	0- 0	0- 0			

RPI 1-25			
RPI	S	Opponent	Score
34	N	Maryland	35 89
44	A	Ole Miss	63 92
48	A	Georgia Tech	48 86

RPI 26-50			
RPI	S	Opponent	Score
34	N	Maryland	35 89
44	A	Ole Miss	63 92
48	A	Georgia Tech	48 86

RPI 51-100			
RPI	S	Opponent	Score
125	A	Furman	59 78
137	A	Clemson	28 41
178	N	Maine	39 75
229	A	Presbyterian	60 51
255	H	Georgia St.	71 61

RPI 101+			
RPI	S	Opponent	Score
125	A	Furman	59 78
137	A	Clemson	28 41
178	N	Maine	39 75
229	A	Presbyterian	60 51
255	H	Georgia St.	71 61

				Team's RPI: 186			
--	--	--	--	-----------------	--	--	--

LAST 12 Division I GAMES:									
255	H	Georgia St.	71	61	44	A	Ole Miss	63	92
178	N	Maine	39	75	137	A	Clemson	28	41
34	N	Maryland	35	89					
229	A	Presbyterian	60	51					
125	A	Furman	59	78					
48	A	Georgia Tech	48	86					

Non-Div I Games:	Middle Ga. St.	81	65
------------------	----------------	----	----

Kennesaw St.

Loss, Non-Conf, S Site, H Home A Away N Neutral

Average RPI Win:	296	WON-LOST	WINNING	LAST 10	STRENGTH OF	OPP. STRENGTH	TEAM	ADJ.	CONF.	ADJ CONF.
Average RPI Loss:	66	RECORD	PCT. RANK	GAMES	SCHEDULE	OF SCHEDULE	RPI	RPI	RPI	RPI
DIV. I ONLY	5- 4	153	0- 1	332	70	239	239	8	8	
DIV. I NON-CONF.	5- 4	153	0- 1	332	70	239	239	8	8	
TOTALS	RPI 1-25	RPI 26-50	W-L RECORDS	RPI 51-100	RPI 101-150	RPI 150+				
5- 4	0- 0	0- 3	OVERALL	0- 0	0- 0	5- 1				
1- 0	0- 0	0- 0	HOME	0- 0	0- 0	1- 0				
2- 0	0- 0	0- 0	AWAY	0- 0	0- 0	2- 0				
2- 4	0- 0	0- 3	NEUTRAL	0- 0	0- 0	2- 1				
5- 4	0- 0	0- 3	NON-CONFERENCE	0- 0	0- 0	5- 1				
1- 0	0- 0	0- 0	HOME	0- 0	0- 0	1- 0				
2- 0	0- 0	0- 0	AWAY	0- 0	0- 0	2- 0				
2- 4	0- 0	0- 3	NEUTRAL	0- 0	0- 0	2- 1				
0- 0	0- 0	0- 0	CONFERENCE	0- 0	0- 0	0- 0				
0- 0	0- 0	0- 0	HOME	0- 0	0- 0	0- 0				
0- 0	0- 0	0- 0	AWAY	0- 0	0- 0	0- 0				
0- 0	0- 0	0- 0	NEUTRAL	0- 0	0- 0	0- 0				

RPI 1-25				RPI 26-50				RPI 51-100				RPI 101+				Team's RPI: 239	
RPI	S	Opponent	Score	RPI	S	Opponent	Score	RPI	S	Opponent	Score	RPI	S	Opponent	Score		
				32	N	FGCU	62 80					159	N	Gonzaga	57 77		
				32	N	FGCU	62 80					247	H	Detroit Mercy	82 74		
				42	N	Stanford	54 79					281	A	Youngstown St.	55 44		
												300	N	Memphis	70 55		
												305	N	Southeastern La.	81 60		
												345	A	Northern Ky.	59 54		
LAST 12 Division I GAMES:																	
				42	N	Stanford	54 79	32	N	FGCU	62 80						
				305	N	Southeastern La.	81 60	247	H	Detroit Mercy	82 74						
				32	N	FGCU	62 80	300	N	Memphis	70 55						
				281	A	Youngstown St.	55 44	159	N	Gonzaga	57 77						
				345	A	Northern Ky.	59 54										

Non-Div I Games:

Kent St.

Average RPI Win:	190	WON-LOST	WINNING	LAST 10	STRENGTH OF	OPP. STRENGTH	TEAM	ADJ.	CONF.	ADJ CONF.
Average RPI Loss:	25	RECORD	PCT. RANK	GAMES	SCHEDULE	OF SCHEDULE	RPI	RPI	RPI	RPI
DIV. I ONLY	7- 1	20	7- 1	217	41	53	53	1	1	
DIV. I NON-CONF.	7- 1	20	7- 1	217	41	53	53	1	1	
TOTALS	RPI 1-25	RPI 26-50	W-L RECORDS	RPI 51-100	RPI 101-150	RPI 150+				
7- 1	0- 1	1- 0	OVERALL	0- 0	2- 0	4- 0				
5- 0	0- 0	0- 0	HOME	0- 0	2- 0	3- 0				
2- 1	0- 1	1- 0	AWAY	0- 0	0- 0	1- 0				
0- 0	0- 0	0- 0	NEUTRAL	0- 0	0- 0	0- 0				
7- 1	0- 1	1- 0	NON-CONFERENCE	0- 0	2- 0	4- 0				
5- 0	0- 0	0- 0	HOME	0- 0	2- 0	3- 0				
2- 1	0- 1	1- 0	AWAY	0- 0	0- 0	1- 0				
0- 0	0- 0	0- 0	NEUTRAL	0- 0	0- 0	0- 0				
0- 0	0- 0	0- 0	CONFERENCE	0- 0	0- 0	0- 0				
0- 0	0- 0	0- 0	HOME	0- 0	0- 0	0- 0				
0- 0	0- 0	0- 0	AWAY	0- 0	0- 0	0- 0				
0- 0	0- 0	0- 0	NEUTRAL	0- 0	0- 0	0- 0				

RPI 1-25				RPI 26-50				RPI 51-100				Team's RPI: 53		RPI 101+			
RPI	S	Opponent	Score	RPI	S	Opponent	Score	RPI	S	Opponent	Score			RPI	S	Opponent	Score
25	A	Baylor	63 90	28	A	Washington St.	73 68							106	H	Gardner-Webb	72 34
														136	H	Sacramento St.	101 70
														220	H	Morehead St.	86 53
														237	H	Tennessee Tech	82 54
														285	H	Marshall	69 39
														315	A	Montana	71 54
LAST 12 Division I GAMES:																	
				237	H	Tennessee Tech	82 54	25	A	Baylor	63 90						
				136	H	Sacramento St.	101 70	285	H	Marshall	69 39						
								220	H	Morehead St.	86 53						
								28	A	Washington St.	73 68						
								315	A	Montana	71 54						
								106	H	Gardner-Webb	72 34						

Non-Div I Games:

Kentucky

Average RPI Win:	288	WON-LOST	WINNING	LAST 10	STRENGTH OF	OPP. STRENGTH	TEAM	ADJ.	CONF.	ADJ CONF.
Average RPI Loss:	113	RECORD	PCT. RANK	GAMES	SCHEDULE	OF SCHEDULE	RPI	RPI	RPI	RPI
DIV. I ONLY	3- 4	194	3- 4	292	134	234	234	25	25	
DIV. I NON-CONF.	3- 4	194	3- 4	292	134	234	234	25	25	
TOTALS	RPI 1-25	RPI 26-50	W-L RECORDS	RPI 51-100	RPI 101-150	RPI 150+				
3- 4	0- 1	0- 0	OVERALL	0- 1	0- 1	3- 1				
1- 1	0- 1	0- 0	HOME	0- 0	0- 0	1- 0				
2- 3	0- 0	0- 0	AWAY	0- 0	0- 0	2- 0				
0- 0	0- 0	0- 0	NEUTRAL	0- 0	0- 0	0- 0				
3- 4	0- 1	0- 0	NON-CONFERENCE	0- 1	0- 1	3- 1				
1- 1	0- 1	0- 0	HOME	0- 0	0- 0	1- 0				
2- 3	0- 0	0- 0	AWAY	0- 1	0- 1	2- 1				
0- 0	0- 0	0- 0	NEUTRAL	0- 0	0- 0	0- 0				
0- 0	0- 0	0- 0	CONFERENCE	0- 0	0- 0	0- 0				
0- 0	0- 0	0- 0	HOME	0- 0	0- 0	0- 0				
0- 0	0- 0	0- 0	AWAY	0- 0	0- 0	0- 0				
0- 0	0- 0	0- 0	NEUTRAL	0- 0	0- 0	0- 0				

RPI 1-25				RPI 26-50				RPI 51-100				RPI 101+ Team's RPI: 234			
RPI	S	Opponent	Score	RPI	S	Opponent	Score	RPI	S	Opponent	Score	RPI	S	Opponent	Score
16	H	Michigan	49 86					51	A	Yale	51 62	120	A	Army West Point	37 71
												224	H	Saint Peter's	57 46
												266	A	Lafayette	53 69
												303	A	NJIT	67 49
												336	A	UMBC	66 52
LAST 12 Division I GAMES:															
16	H	Michigan	49 86	224	H	Saint Peter's	57 46								
303	A	NJIT	67 49	51	A	Yale	51 62								
266	A	Lafayette	53 69												
120	A	Army West Point	37 71												
336	A	UMBC	66 52												

Non-Div I Games:

LIU Brooklyn

Average RPI Win:	242	WON-LOST	WINNING	LAST 10	STRENGTH OF	OPP. STRENGTH	TEAM	ADJ.	CONF.	ADJ CONF.
Average RPI Loss:	20	RECORD	PCT. RANK	GAMES	SCHEDULE	OF SCHEDULE	RPI	RPI	RPI	RPI
DIV. I ONLY	4- 3	131	4- 3	84	105	69	69	1	1	
DIV. I NON-CONF.	4- 3	131	4- 3	84	105	69	69	1	1	
TOTALS	RPI 1-25	RPI 26-50	W-L RECORDS	RPI 51-100	RPI 101-150	RPI 150+				
4- 3	0- 2	0- 1	OVERALL	0- 0	1- 0	3- 0				
2- 0	0- 0	0- 0	HOME	0- 0	0- 0	2- 0				
1- 2	0- 1	0- 1	AWAY	0- 0	0- 0	1- 0				
1- 1	0- 1	0- 0	NEUTRAL	0- 0	1- 0	0- 0				
4- 3	0- 2	0- 1	NON-CONFERENCE	0- 0	1- 0	3- 0				
2- 0	0- 0	0- 0	HOME	0- 0	0- 0	2- 0				
1- 2	0- 1	0- 1	AWAY	0- 0	0- 0	1- 0				
1- 1	0- 1	0- 0	NEUTRAL	0- 0	1- 0	0- 0				
0- 0	0- 0	0- 0	CONFERENCE	0- 0	0- 0	0- 0				
0- 0	0- 0	0- 0	HOME	0- 0	0- 0	0- 0				
0- 0	0- 0	0- 0	AWAY	0- 0	0- 0	0- 0				
0- 0	0- 0	0- 0	NEUTRAL	0- 0	0- 0	0- 0				

RPI 1-25				RPI 26-50				RPI 51-100				Team's RPI: 69		RPI 101+			
RPI	S	Opponent	Score	RPI	S	Opponent	Score	RPI	S	Opponent	Score			RPI	S	Opponent	Score
13	N	Texas	66 75	31	A	Northern Colo.	50 58							142	N	Saint Louis	71 59
15	A	South Fla.	55 61											236	H	Nicholls St.	65 50
														283	A	Texas Tech	48 40
														305	H	Southeastern La.	84 56
LAST 12 Division I GAMES:																	
				31	A	Northern Colo.	50 58	283	A	Texas Tech	48 40						
				305	H	Southeastern La.	84 56	142	N	Saint Louis	71 59						
				15	A	South Fla.	55 61	13	N	Texas	66 75						
								236	H	Nicholls St.	65 50						

Non-Div I Games:

LSU

Average RPI Win:	198	WON-LOST	WINNING	LAST 10	STRENGTH OF	OPP. STRENGTH	TEAM	ADJ.	CONF.	ADJ CONF.
Average RPI Loss:	88	RECORD	PCT. RANK	GAMES	SCHEDULE	OF SCHEDULE	RPI	RPI	RPI	RPI
DIV. I ONLY	4- 4	157	4- 4	56	224	79	79	11	11	
DIV. I NON-CONF.	4- 4	157	4- 4	56	224	79	79	11	11	
TOTALS	RPI 1-25	RPI 26-50	W-L RECORDS	RPI 51-100	RPI 101-150	RPI 150+				
4- 4	0- 0	0- 1	OVERALL	0- 1	1- 2	3- 0				
1- 1	0- 0	0- 0	HOME	0- 0	0- 1	1- 0				
2- 3	0- 0	0- 1	AWAY	0- 1	0- 1	2- 0				
1- 0	0- 0	0- 0	NEUTRAL	0- 0	1- 0	0- 0				
4- 4	0- 0	0- 1	NON-CONFERENCE	0- 1	1- 2	3- 0				
1- 1	0- 0	0- 0	HOME	0- 0	0- 1	1- 0				
2- 3	0- 0	0- 1	AWAY	0- 1	0- 1	2- 0				
1- 0	0- 0	0- 0	NEUTRAL	0- 0	1- 0	0- 0				
0- 0	0- 0	0- 0	CONFERENCE	0- 0	0- 0	0- 0				
0- 0	0- 0	0- 0	HOME	0- 0	0- 0	0- 0				
0- 0	0- 0	0- 0	AWAY	0- 0	0- 0	0- 0				
0- 0	0- 0	0- 0	NEUTRAL	0- 0	0- 0	0- 0				

RPI 1-25				RPI 26-50				RPI 51-100				Team's RPI: 79		RPI 101+			
RPI	S	Opponent	Score	RPI	S	Opponent	Score	RPI	S	Opponent	Score			RPI	S	Opponent	Score
				46	A	Drexel	54 79	82	A	Wisconsin	60 71			104	H	Temple	52 69
														113	N	New Hampshire	59 51
														121	A	American	48 66
														173	A	Lehigh	69 61
														241	H	Penn	66 59
														266	A	Lafayette	74 47
LAST 12 Division I GAMES:																	
				82	A	Wisconsin	60 71	113	N	New Hampshire	59 51						
				241	H	Penn	66 59	104	H	Temple	52 69						
				173	A	Lehigh	69 61	46	A	Drexel	54 79						
								121	A	American	48 66						
								266	A	Lafayette	74 47						

Non-Div I Games:

La Salle

Average RPI Win:	0	WON-LOST	WINNING	LAST 10	STRENGTH OF	OPP. STRENGTH	TEAM	ADJ.	CONF.	ADJ CONF.
Average RPI Loss:	219	RECORD	PCT. RANK	GAMES	SCHEDULE	OF SCHEDULE	RPI	RPI	RPI	RPI
DIV. I ONLY	0- 4	323	0- 4	345	212	348	348	23	23	
DIV. I NON-CONF.	0- 4	323	0- 4	345	212	348	348	23	23	
TOTALS	RPI 1-25	RPI 26-50	W-L RECORDS	RPI 51-100	RPI 101-150	RPI 150+				
0- 4	0- 0	0- 0	OVERALL	0- 0	0- 1	0- 3				
0- 1	0- 0	0- 0	HOME	0- 0	0- 0	0- 1				
0- 3	0- 0	0- 0	AWAY	0- 0	0- 0	0- 0				
0- 0	0- 0	0- 0	NEUTRAL	0- 0	0- 0	0- 0				
0- 4	0- 0	0- 0	NON-CONFERENCE	0- 0	0- 1	0- 3				
0- 1	0- 0	0- 0	HOME	0- 0	0- 0	0- 1				
0- 3	0- 0	0- 0	AWAY	0- 0	0- 1	0- 2				
0- 0	0- 0	0- 0	NEUTRAL	0- 0	0- 0	0- 0				
0- 0	0- 0	0- 0	CONFERENCE	0- 0	0- 0	0- 0				
0- 0	0- 0	0- 0	HOME	0- 0	0- 0	0- 0				
0- 0	0- 0	0- 0	AWAY	0- 0	0- 0	0- 0				
0- 0	0- 0	0- 0	NEUTRAL	0- 0	0- 0	0- 0				

RPI 1-25				RPI 26-50				RPI 51-100				RPI 101+Team's RPI: 348			
RPI	S	Opponent	Score	RPI	S	Opponent	Score	RPI	S	Opponent	Score	RPI	S	Opponent	Score
												126	A	Auburn	4167
												207	H	Northwestern St.	4870
												230	A	Grambling	5261
												313	A	McNeese	6165
LAST 12 Division I GAMES:															
				126	A	Auburn	4167	207	H	Northwestern St.	4870				
				313	A	McNeese	6165								
				230	A	Grambling	5261								

Non-Div I Games: Millsaps 73 41 Centenary (LA) 90 53

La.-Monroe

Lafayette

Through Games Of Dec. 3, 2017

Average RPI Win:	271	WON-LOST	WINNING	LAST 10	STRENGTH OF	OPP. STRENGTH	TEAM	ADJ.	CONF.	ADJ CONF.
Average RPI Loss:	148	RECORD	PCT. RANK	GAMES	SCHEDULE	OF SCHEDULE	RPI	RPI	RPI	RPI
DIV. I ONLY	3- 4	194	3- 4	312	179	266	266	13	13	
DIV. I NON-CONF.	3- 4	194	3- 4	312	179	266	266	13	13	
TOTALS	RPI 1-25	RPI 26-50	W-L RECORDS	RPI 51-100	RPI 101-150	RPI 150+				
3- 4	0- 0	0- 1	OVERALL	0- 1	0- 0	3- 2				
2- 1	0- 0	0- 0	HOME	0- 1	0- 0	2- 0				
1- 3	0- 0	0- 1	AWAY	0- 0	0- 0	1- 2				
0- 0	0- 0	0- 0	NEUTRAL	0- 0	0- 0	0- 0				
3- 4	0- 0	0- 1	NON-CONFERENCE	0- 1	0- 0	3- 2				
2- 1	0- 0	0- 0	HOME	0- 1	0- 0	2- 0				
1- 3	0- 0	0- 1	AWAY	0- 0	0- 0	1- 2				
0- 0	0- 0	0- 0	NEUTRAL	0- 0	0- 0	0- 0				
0- 0	0- 0	0- 0	CONFERENCE	0- 0	0- 0	0- 0				
0- 0	0- 0	0- 0	HOME	0- 0	0- 0	0- 0				
0- 0	0- 0	0- 0	AWAY	0- 0	0- 0	0- 0				
0- 0	0- 0	0- 0	NEUTRAL	0- 0	0- 0	0- 0				

RPI 1-25				RPI 26-50				RPI 51-100				RPI 101+ Team's RPI: 266			
RPI	S	Opponent	Score	RPI	S	Opponent	Score	RPI	S	Opponent	Score	RPI	S	Opponent	Score
				46	A	Drexel	37 52	79	H	La Salle	47 74	224	A	Saint Peter's	61 64
												234	H	LIU Brooklyn	69 53
												241	A	Penn	42 55
												280	A	Cornell	59 58
												298	H	Rider	60 45
LAST 12 Division I GAMES:															
				46	A	Drexel	37 52	298	H	Rider	60 45				
				280	A	Cornell	59 58	241	A	Penn	42 55				
				234	H	LIU Brooklyn	69 53	224	A	Saint Peter's	61 64				
								79	H	La Salle	47 74				

Non-Div I Games:

Lafayette

■ Loss,
 ■ Non-Conf,
 S Site,
 ■ Home
 ■ Away
 N Neutral

Average RPI Win:	138	WON-LOST	WINNING	LAST 10	STRENGTH OF	OPP. STRENGTH	TEAM	ADJ.	CONF.	ADJ CONF.
Average RPI Loss:	80	RECORD	PCT. RANK	GAMES	SCHEDULE	OF SCHEDULE	RPI	RPI	RPI	RPI
DIV. I ONLY	1- 4	277	1- 4	32	108	135	135	22	22	
DIV. I NON-CONF.	1- 4	277	1- 4	32	108	135	135	22	22	
TOTALS	RPI 1-25	RPI 26-50	W-L RECORDS	RPI 51-100	RPI 101-150	RPI 150+				
1- 4	0- 2	0- 0	OVERALL	0- 1	1- 0	0- 1				
0- 0	0- 0	0- 0	HOME	0- 0	0- 0	0- 0				
0- 3	0- 2	0- 0	AWAY	0- 0	0- 0	0- 1				
1- 1	0- 0	0- 0	NEUTRAL	0- 1	1- 0	0- 0				
1- 4	0- 2	0- 0	NON-CONFERENCE	0- 1	1- 0	0- 1				
0- 0	0- 0	0- 0	HOME	0- 0	0- 0	0- 0				
0- 3	0- 2	0- 0	AWAY	0- 0	0- 0	0- 1				
1- 1	0- 0	0- 0	NEUTRAL	0- 1	1- 0	0- 0				
0- 0	0- 0	0- 0	CONFERENCE	0- 0	0- 0	0- 0				
0- 0	0- 0	0- 0	HOME	0- 0	0- 0	0- 0				
0- 0	0- 0	0- 0	AWAY	0- 0	0- 0	0- 0				
0- 0	0- 0	0- 0	NEUTRAL	0- 0	0- 0	0- 0				

RPI 1-25				RPI 26-50				RPI 51-100				RPI 101+ Team's RPI: 135			
RPI	S	Opponent	Score	RPI	S	Opponent	Score	RPI	S	Opponent	Score	RPI	S	Opponent	Score
21	A	Purdue	64 79					91	N	North Dakota	70 73	138	N	Northern Ill.	90 80
25	A	Baylor	62 121									184	A	Pacific	75 80
LAST 12 Division I GAMES:															
				91	N	North Dakota	70 73	184	A	Pacific	75 80				
				21	A	Purdue	64 79	138	N	Northern Ill.	90 80				
				25	A	Baylor	62 121								

Non-Div I Games: Howard Payne 101 37 Louisiana Col. 93 62 S'western Assemblie92 49

Lamar University

Loss, Non-Conf, S Site, Home A Away N Neutral

Average RPI Win:	264	WON-LOST	WINNING	LAST 10	STRENGTH OF	OPP. STRENGTH	TEAM	ADJ.	CONF.	ADJ CONF.
Average RPI Loss:	90	RECORD	PCT. RANK	GAMES	SCHEDULE	OF SCHEDULE	RPI	RPI	RPI	RPI
DIV. I ONLY	4- 4	157	4- 4	190	146	173	173	13	13	
DIV. I NON-CONF.	4- 4	157	4- 4	190	146	173	173	13	13	
TOTALS	RPI 1-25	RPI 26-50	W-L RECORDS	RPI 51-100	RPI 101-150	RPI 150+				
4- 4	0- 1	0- 0	OVERALL	0- 2	0- 0	4- 1				
2- 1	0- 0	0- 0	HOME	0- 1	0- 0	2- 0				
2- 2	0- 0	0- 0	AWAY	0- 1	0- 0	2- 1				
0- 1	0- 1	0- 0	NEUTRAL	0- 0	0- 0	0- 0				
4- 4	0- 1	0- 0	NON-CONFERENCE	0- 2	0- 0	4- 1				
2- 1	0- 0	0- 0	HOME	0- 1	0- 0	2- 0				
2- 2	0- 0	0- 0	AWAY	0- 1	0- 0	2- 1				
0- 1	0- 1	0- 0	NEUTRAL	0- 0	0- 0	0- 0				
0- 0	0- 0	0- 0	CONFERENCE	0- 0	0- 0	0- 0				
0- 0	0- 0	0- 0	HOME	0- 0	0- 0	0- 0				
0- 0	0- 0	0- 0	AWAY	0- 0	0- 0	0- 0				
0- 0	0- 0	0- 0	NEUTRAL	0- 0	0- 0	0- 0				

RPI 1-25				RPI 26-50				RPI 51-100				RPI 101+ Team's RPI: 173			
RPI	S	Opponent	Score	RPI	S	Opponent	Score	RPI	S	Opponent	Score	RPI	S	Opponent	Score
5	N	Villanova	42 62					54	A	Minnesota	73 107	219	A	Monmouth	75 57
								79	H	La Salle	61 69	222	A	Sacred Heart	55 65
												253	H	Fairfield	56 53
												280	A	Cornell	62 57
												302	H	Mt. St. Mary's	75 71
LAST 12 Division I GAMES:															
222	A	Sacred Heart	55 65	253	H	Fairfield	56 53	5	N	Villanova	42 62	219	A	Monmouth	75 57
302	H	Mt. St. Mary's	75 71	280	A	Cornell	62 57	54	A	Minnesota	73 107				
79	H	La Salle	61 69												

Non-Div I Games: Mansfield 77 47

Lehigh

■ Loss,
 ■ Non-Conf,
 ■ S Site,
 ■ H Home
 ■ A Away
 N Neutral

Liberty

Through Games Of Dec. 3, 2017

Average RPI Win:	285	WON-LOST	WINNING	LAST 10	STRENGTH OF	OPP. STRENGTH	TEAM	ADJ.	CONF.	ADJ CONF.
Average RPI Loss:	118	RECORD	PCT. RANK	GAMES	SCHEDULE	OF SCHEDULE	RPI	RPI	RPI	RPI
DIV. I ONLY	2- 4	229	0- 1	181	161	208	208	30	30	
DIV. I NON-CONF.	2- 4	229	0- 1	181	161	208	208	30	30	
TOTALS	RPI 1-25	RPI 26-50	W-L RECORDS	RPI 51-100	RPI 101-150	RPI 150+				
2- 4	0- 1	0- 1	OVERALL	0- 0	0- 0	2- 2				
1- 0	0- 0	0- 0	HOME	0- 0	0- 0	1- 0				
1- 3	0- 1	0- 0	AWAY	0- 0	0- 0	1- 2				
0- 1	0- 0	0- 1	NEUTRAL	0- 0	0- 0	0- 0				
2- 4	0- 1	0- 1	NON-CONFERENCE	0- 0	0- 0	2- 2				
1- 0	0- 0	0- 0	HOME	0- 0	0- 0	1- 0				
1- 3	0- 1	0- 0	AWAY	0- 0	0- 0	1- 2				
0- 1	0- 0	0- 1	NEUTRAL	0- 0	0- 0	0- 0				
0- 0	0- 0	0- 0	CONFERENCE	0- 0	0- 0	0- 0				
0- 0	0- 0	0- 0	HOME	0- 0	0- 0	0- 0				
0- 0	0- 0	0- 0	AWAY	0- 0	0- 0	0- 0				
0- 0	0- 0	0- 0	NEUTRAL	0- 0	0- 0	0- 0				

RPI 1-25				RPI 26-50				RPI 51-100				RPI 101+ Team's RPI: 208			
RPI	S	Opponent	Score	RPI	S	Opponent	Score	RPI	S	Opponent	Score	RPI	S	Opponent	Score
16	A	Michigan	50 74	36	N	Houston	68 75					162	A	Drake	68 96
												256	A	Massachusetts	61 64
												263	H	Valparaiso	61 40
												307	A	Old Dominion	63 55
LAST 12 Division I GAMES:															
263	H	Valparaiso	61 40	162	A	Drake	68 96								
256	A	Massachusetts	61 64												
36	N	Houston	68 75												
16	A	Michigan	50 74												
307	A	Old Dominion	63 55												

Non-Div I Games: Limestone 68 38

Liberty

Loss, Non-Conf, S Site, H Home A Away N Neutral

Average RPI Win:	335	WON-LOST	WINNING	LAST 10	STRENGTH OF	OPP. STRENGTH	TEAM	ADJ.	CONF.	ADJ CONF.
Average RPI Loss:	147	RECORD	PCT. RANK	GAMES	SCHEDULE	OF SCHEDULE	RPI	RPI	RPI	RPI
DIV. I ONLY	2- 6	264	2- 6	174	327	270	270	14	14	
DIV. I NON-CONF.	2- 6	264	2- 6	174	327	270	270	14	14	
TOTALS	RPI 1-25	RPI 26-50	W-L RECORDS	RPI 51-100	RPI 101-150	RPI 150+				
2- 6	0- 0	0- 1	OVERALL	0- 1	0- 1	2- 3				
1- 2	0- 0	0- 0	HOME	0- 0	0- 0	1- 2				
1- 4	0- 0	0- 1	AWAY	0- 1	0- 1	1- 1				
0- 0	0- 0	0- 0	NEUTRAL	0- 0	0- 0	0- 0				
2- 6	0- 0	0- 1	NON-CONFERENCE	0- 1	0- 1	2- 3				
1- 2	0- 0	0- 0	HOME	0- 0	0- 0	1- 2				
1- 4	0- 0	0- 1	AWAY	0- 1	0- 1	1- 1				
0- 0	0- 0	0- 0	NEUTRAL	0- 0	0- 0	0- 0				
0- 0	0- 0	0- 0	CONFERENCE	0- 0	0- 0	0- 0				
0- 0	0- 0	0- 0	HOME	0- 0	0- 0	0- 0				
0- 0	0- 0	0- 0	AWAY	0- 0	0- 0	0- 0				
0- 0	0- 0	0- 0	NEUTRAL	0- 0	0- 0	0- 0				

RPI S	Opponent	Score	RPI S	Opponent	Score	RPI S	Opponent	Score	RPI S	Opponent	Score	Team's RPI: 270
40	A Butler	58 70	78	A Ball St.	46 84	130	A Middle Tenn.	48 72	152	H Austin Peay	63 71	
						220	H Morehead St.	55 75	260	A Col. of Charleston	69 85	
						330	H Murray St.	65 64	340	A Charleston So.	58 54	
LAST 12 Division I GAMES:												
220	H Morehead St.	55 75	152	H Austin Peay	63 71	330	H Murray St.	65 64				
260	A Col. of Charleston	69 85	130	A Middle Tenn.	48 72	40	A Butler	58 70				
			78	A Ball St.	46 84							
			340	A Charleston So.	58 54							

Non-Div I Games:

Lipscomb

■ Loss,
 ■ Non-Conf,
 ■ S Site,
 ■ H Home
 ■ A Away
 N Neutral

Little Rock

Through Games Of Dec. 3, 2017

Average RPI Win:	195	WON-LOST	WINNING	LAST 10	STRENGTH OF	OPP. STRENGTH	TEAM	ADJ.	CONF.	ADJ CONF.
Average RPI Loss:	144	RECORD	PCT. RANK	GAMES	SCHEDULE	OF SCHEDULE	RPI	RPI	RPI	RPI
DIV. I ONLY	2- 4	229	2- 4	223	104	257	257	23	23	
DIV. I NON-CONF.	2- 4	229	2- 4	223	104	257	257	23	23	
TOTALS	RPI 1-25	RPI 26-50	W-L RECORDS	RPI 51-100	RPI 101-150	RPI 150+				
2- 4	0- 0	0- 0	OVERALL	1- 1	0- 2	1- 1				
2- 1	0- 0	0- 0	HOME	1- 0	0- 0	1- 1				
0- 3	0- 0	0- 0	AWAY	0- 1	0- 2	0- 0				
0- 0	0- 0	0- 0	NEUTRAL	0- 0	0- 0	0- 0				
2- 4	0- 0	0- 0	NON-CONFERENCE	1- 1	0- 2	1- 1				
2- 1	0- 0	0- 0	HOME	1- 0	0- 0	1- 1				
0- 3	0- 0	0- 0	AWAY	0- 1	0- 2	0- 0				
0- 0	0- 0	0- 0	NEUTRAL	0- 0	0- 0	0- 0				
0- 0	0- 0	0- 0	CONFERENCE	0- 0	0- 0	0- 0				
0- 0	0- 0	0- 0	HOME	0- 0	0- 0	0- 0				
0- 0	0- 0	0- 0	AWAY	0- 0	0- 0	0- 0				
0- 0	0- 0	0- 0	NEUTRAL	0- 0	0- 0	0- 0				

RPI 1-25				RPI 26-50				RPI 51-100				RPI 101+ Team's RPI: 257			
RPI	S	Opponent	Score	RPI	S	Opponent	Score	RPI	S	Opponent	Score	RPI	S	Opponent	Score
								60	A	Texas A&M	49 66	141	A	Rice	51 58
								90	H	Oklahoma	68 56	142	A	Saint Louis	45 48
												231	H	Tulsa	61 74
												300	H	Memphis	86 57
LAST 12 Division I GAMES:															
				142	A	Saint Louis	45 48	300	H	Memphis	86 57				
				90	H	Oklahoma	68 56								
				141	A	Rice	51 58								
				60	A	Texas A&M	49 66								
				231	H	Tulsa	61 74								

Non-Div I Games:

Little Rock

Loss, Non-Conf, S Site, H Home A Away N Neutral

Average RPI Win:	309	WON-LOST	WINNING	LAST 10	STRENGTH OF	OPP. STRENGTH	TEAM	ADJ.	CONF.	ADJ CONF.
Average RPI Loss:	170	RECORD	PCT. RANK	GAMES	SCHEDULE	OF SCHEDULE	RPI	RPI	RPI	RPI
DIV. I ONLY	1- 7	311	1- 7	128	322	275	275	26	26	
DIV. I NON-CONF.	1- 7	311	1- 7	128	322	275	275	26	26	
TOTALS	RPI 1-25	RPI 26-50	W-L RECORDS	RPI 51-100	RPI 101-150	RPI 150+				
1- 7	0- 0	0- 1	OVERALL	0- 1	0- 0	1- 5				
0- 3	0- 0	0- 0	HOME	0- 1	0- 0	0- 2				
1- 3	0- 0	0- 0	AWAY	0- 0	0- 0	1- 0				
0- 1	0- 0	0- 0	NEUTRAL	0- 0	0- 0	0- 1				
1- 7	0- 0	0- 1	NON-CONFERENCE	0- 1	0- 0	1- 5				
0- 3	0- 0	0- 0	HOME	0- 1	0- 0	0- 2				
1- 3	0- 0	0- 1	AWAY	0- 0	0- 0	1- 2				
0- 1	0- 0	0- 0	NEUTRAL	0- 0	0- 0	0- 1				
0- 0	0- 0	0- 0	CONFERENCE	0- 0	0- 0	0- 0				
0- 0	0- 0	0- 0	HOME	0- 0	0- 0	0- 0				
0- 0	0- 0	0- 0	AWAY	0- 0	0- 0	0- 0				
0- 0	0- 0	0- 0	NEUTRAL	0- 0	0- 0	0- 0				

RPI 1-25			RPI 26-50			RPI 51-100			RPI 101+			Team's RPI: 275
RPI	S	Opponent	Score	RPI	S	Opponent	Score	RPI	S	Opponent	Score	
				38	A	Southern California	60 75	88	H	Loyola Marymount	69 84	
								165	H	Pepperdine	71 83	
								175	H	Montana St.	51 62	
								177	N	Oral Roberts	58 64	
								235	A	San Diego	40 74	
								309	A	Arizona	80 72	
								315	A	Montana	60 67	
LAST 12 Division I GAMES:												
				88	H	Loyola Marymount	69 84	315	A	Montana	60 67	
				175	H	Montana St.	51 62	177	N	Oral Roberts	58 64	
				165	H	Pepperdine	71 83	309	A	Arizona	80 72	
								235	A	San Diego	40 74	
								38	A	Southern California	60 75	

Non-Div I Games:

Long Beach St.

■ Loss,
 ■ Non-Conf,
 ■ S Site,
 ■ H Home
 ■ A Away
 N Neutral

Average RPI Win: 347		WON-LOST	WINNING	LAST 10	STRENGTH OF	OPP. STRENGTH	TEAM	ADJ.	CONF.	ADJ CONF.
Average RPI Loss: 254		RECORD	PCT. RANK	GAMES	SCHEDULE	OF SCHEDULE	RPI	RPI	RPI	RPI
DIV. I ONLY		1- 5	288	1- 5	347	304	349	349	30	30
DIV. I NON-CONF.		1- 5	288	1- 5	347	304	349	349	30	30
TOTALS		RPI 1-25	RPI 26-50	W-L RECORDS	RPI 51-100	RPI 101-150	RPI 150+			
1- 5	0- 0		0- 0	OVERALL	0- 0	0- 0	1- 5			
1- 2	0- 0		0- 0	HOME	0- 0	0- 0	1- 2			
0- 3	0- 0		0- 0	AWAY	0- 0	0- 0	0- 0			
0- 0	0- 0		0- 0	NEUTRAL	0- 0	0- 0	0- 0			
1- 5	0- 0		0- 0	NON-CONFERENCE	0- 0	0- 0	1- 5			
1- 2	0- 0		0- 0	HOME	0- 0	0- 0	1- 2			
0- 3	0- 0		0- 0	AWAY	0- 0	0- 0	0- 3			
0- 0	0- 0		0- 0	NEUTRAL	0- 0	0- 0	0- 0			
0- 0	0- 0		0- 0	CONFERENCE	0- 0	0- 0	0- 0			
0- 0	0- 0		0- 0	HOME	0- 0	0- 0	0- 0			
0- 0	0- 0		0- 0	AWAY	0- 0	0- 0	0- 0			
0- 0	0- 0		0- 0	NEUTRAL	0- 0	0- 0	0- 0			

RPI 1-25				RPI 26-50				RPI 51-100				RPI 101+				Team's RPI: 349	
RPI	S	Opponent	Score	RPI	S	Opponent	Score	RPI	S	Opponent	Score	RPI	S	Opponent	Score		
												193	A	Delaware St.	56	60	
												206	H	Fairleigh Dickinson	52	72	
												263	H	Valparaiso	68	81	
												285	A	Marshall	45	90	
												324	A	N.C. Central	75	87	
												347	H	UMass Lowell	84	82	
LAST 12 Division I GAMES:																	
				263	H	Valparaiso	68	81	347	H	UMass Lowell	84	82				
				193	A	Delaware St.	56	60	324	A	N.C. Central	75	87				
				206	H	Fairleigh Dickinson	52	72	285	A	Marshall	45	90				

Non-Div I Games:

Longwood

■ Loss, ■ Non-Conf, S Site, H Home A Away N Neutral

Average RPI Win:	273	WON-LOST	WINNING	LAST 10	STRENGTH OF	OPP. STRENGTH	TEAM	ADJ.	CONF.	ADJ CONF.
Average RPI Loss:	74	RECORD	PCT. RANK	GAMES	SCHEDULE	OF SCHEDULE	RPI	RPI	RPI	RPI
DIV. I ONLY	3- 4	194	3- 4	120	87	169	169	23	23	
DIV. I NON-CONF.	3- 4	194	3- 4	120	87	169	169	23	23	
TOTALS	RPI 1-25	RPI 26-50	W-L RECORDS	RPI 51-100	RPI 101-150	RPI 150+				
3- 4	0- 1	0- 1	OVERALL	0- 1	0- 0	3- 1				
2- 0	0- 0	0- 0	HOME	0- 0	0- 0	2- 0				
0- 2	0- 0	0- 1	AWAY	0- 1	0- 0	0- 0				
1- 2	0- 1	0- 0	NEUTRAL	0- 0	0- 0	1- 1				
3- 4	0- 1	0- 1	NON-CONFERENCE	0- 1	0- 0	3- 1				
2- 0	0- 0	0- 0	HOME	0- 0	0- 0	2- 0				
0- 2	0- 0	0- 1	AWAY	0- 1	0- 0	0- 0				
1- 2	0- 1	0- 0	NEUTRAL	0- 0	0- 0	1- 1				
0- 0	0- 0	0- 0	CONFERENCE	0- 0	0- 0	0- 0				
0- 0	0- 0	0- 0	HOME	0- 0	0- 0	0- 0				
0- 0	0- 0	0- 0	AWAY	0- 0	0- 0	0- 0				
0- 0	0- 0	0- 0	NEUTRAL	0- 0	0- 0	0- 0				

RPI 1-25			RPI 26-50			RPI 51-100			RPI 101+			Team's RPI: 169
RPI	S	Opponent	Score	RPI	S	Opponent	Score	RPI	S	Opponent	Score	
6	N	Mississippi St.	37 94	35	A	Toledo	55 79	60	A	Texas A&M	62 83	195 N Cleveland St. 45 54
												248 H New Orleans 66 57
												258 N Niagara 68 52
												313 H McNeese 98 86
LAST 12 Division I GAMES:												
258	N	Niagara	68 52	313	H	McNeese	98 86	6	N	Mississippi St.	37 94	
35	A	Toledo	55 79	60	A	Texas A&M	62 83	195	N	Cleveland St.	45 54	
248	H	New Orleans	66 57									

Non-Div I Games: Dillard

53 60

Louisiana

Average RPI Win:	202	WON-LOST	WINNING	LAST 10	STRENGTH OF	OPP. STRENGTH	TEAM	ADJ.	CONF.	ADJ CONF.
Average RPI Loss:	132	RECORD	PCT. RANK	GAMES	SCHEDULE	OF SCHEDULE	RPI	RPI	RPI	RPI
DIV. I ONLY	3- 3	157	3- 3	130	180	151	151	16	16	
DIV. I NON-CONF.	3- 3	157	3- 3	130	180	151	151	16	16	
TOTALS	RPI 1-25	RPI 26-50	W-L RECORDS	RPI 51-100	RPI 101-150	RPI 150+				
3- 3	0- 1	0- 0	OVERALL	1- 0	0- 1	2- 1				
2- 0	0- 0	0- 0	HOME	0- 0	0- 0	2- 0				
0- 2	0- 1	0- 0	AWAY	0- 0	0- 1	0- 0				
1- 1	0- 0	0- 0	NEUTRAL	1- 0	0- 0	0- 1				
3- 3	0- 1	0- 0	NON-CONFERENCE	1- 0	0- 1	2- 1				
2- 0	0- 0	0- 0	HOME	0- 0	0- 0	2- 0				
0- 2	0- 1	0- 0	AWAY	0- 0	0- 1	0- 0				
1- 1	0- 0	0- 0	NEUTRAL	1- 0	0- 0	0- 1				
0- 0	0- 0	0- 0	CONFERENCE	0- 0	0- 0	0- 0				
0- 0	0- 0	0- 0	HOME	0- 0	0- 0	0- 0				
0- 0	0- 0	0- 0	AWAY	0- 0	0- 0	0- 0				
0- 0	0- 0	0- 0	NEUTRAL	0- 0	0- 0	0- 0				

RPI 1-25				RPI 26-50				RPI 51-100				RPI 101+ Team's RPI: 151			
RPI	S	Opponent	Score	RPI	S	Opponent	Score	RPI	S	Opponent	Score	RPI	S	Opponent	Score
13	A	Texas	54 88					75	N	Penn St.	71 59	126	A	Auburn	59 75
												230	H	Grambling	64 53
												258	N	Niagara	67 73
												300	H	Memphis	65 40
LAST 12 Division I GAMES:															
13	A	Texas	54 88	75	N	Penn St.	71 59	126	A	Auburn	59 75	300	H	Memphis	65 40
258	N	Niagara	67 73	230	H	Grambling	64 53								

Non-Div I Games: LSU-Alexandria 87 47

Louisiana Tech

Average RPI Win:	86	WON-LOST	WINNING	LAST 10	STRENGTH OF	OPP. STRENGTH	TEAM	ADJ.	CONF.	ADJ CONF.
Average RPI Loss:	0	RECORD	PCT. RANK	GAMES	SCHEDULE	OF SCHEDULE	RPI	RPI	RPI	RPI
DIV. I ONLY	8- 0	1	8- 0	11	14	3	3	3	3	3
DIV. I NON-CONF.	8- 0	1	8- 0	11	14	3	3	3	3	3
TOTALS	RPI 1-25	RPI 26-50	W-L RECORDS	RPI 51-100	RPI 101-150	RPI 150+				
8- 0	3- 0	2- 0	OVERALL	0- 0	2- 0	1- 0				
5- 0	2- 0	1- 0	HOME	0- 0	1- 0	1- 0				
3- 0	1- 0	1- 0	AWAY	0- 0	1- 0	0- 0				
0- 0	0- 0	0- 0	NEUTRAL	0- 0	0- 0	0- 0				
8- 0	3- 0	2- 0	NON-CONFERENCE	0- 0	2- 0	1- 0				
5- 0	2- 0	1- 0	HOME	0- 0	1- 0	1- 0				
3- 0	1- 0	1- 0	AWAY	0- 0	1- 0	0- 0				
0- 0	0- 0	0- 0	NEUTRAL	0- 0	0- 0	0- 0				
0- 0	0- 0	0- 0	CONFERENCE	0- 0	0- 0	0- 0				
0- 0	0- 0	0- 0	HOME	0- 0	0- 0	0- 0				
0- 0	0- 0	0- 0	AWAY	0- 0	0- 0	0- 0				
0- 0	0- 0	0- 0	NEUTRAL	0- 0	0- 0	0- 0				

RPI 1-25				Team's RPI: 3				RPI 26-50				RPI 51-100				RPI 101+			
RPI	S	Opponent	Score					RPI	S	Opponent	Score					RPI	S	Opponent	Score
16	H	Michigan	74 49					35	H	Toledo	90 55					103	A	Indiana	72 59
18	A	Ohio St.	95 90					39	A	South Dakota St.	68 64					122	H	Southeast Mo. St.	80 40
23	H	Oregon	74 61													330	H	Murray St.	115 51
LAST 12 Division I GAMES:																			
330	H	Murray St.	115 51					39	A	South Dakota St.	68 64								
23	H	Oregon	74 61					103	A	Indiana	72 59								
16	H	Michigan	74 49																
35	H	Toledo	90 55																
18	A	Ohio St.	95 90																
122	H	Southeast Mo. St.	80 40																

Non-Div I Games:

Louisville

Average RPI Win: 329		WON-LOST	WINNING	LAST 10	STRENGTH OF	OPP. STRENGTH	TEAM	ADJ.	CONF.	ADJ CONF.
Average RPI Loss: 162		RECORD	PCT. RANK	GAMES	SCHEDULE	OF SCHEDULE	RPI	RPI	RPI	RPI
DIV. I ONLY		1- 5	288	1- 5	346	61	341	341	28	28
DIV. I NON-CONF.		1- 5	288	1- 5	346	61	341	341	28	28
TOTALS	RPI 1-25	RPI 26-50		W-L RECORDS		RPI 51-100	RPI 101-150	RPI 150+		
1- 5	0- 0	0- 0		OVERALL		0- 3	0- 0	1- 2		
0- 2	0- 0	0- 0		HOME		0- 1	0- 0	0- 1		
1- 3	0- 0	0- 0		AWAY		0- 2	0- 0	1- 1		
0- 0	0- 0	0- 0		NEUTRAL		0- 0	0- 0	0- 0		
1- 5	0- 0	0- 0		NON-CONFERENCE		0- 3	0- 0	1- 2		
0- 2	0- 0	0- 0		HOME		0- 1	0- 0	0- 1		
1- 3	0- 0	0- 0		AWAY		0- 2	0- 0	1- 1		
0- 0	0- 0	0- 0		NEUTRAL		0- 0	0- 0	0- 0		
0- 0	0- 0	0- 0		CONFERENCE		0- 0	0- 0	0- 0		
0- 0	0- 0	0- 0		HOME		0- 0	0- 0	0- 0		
0- 0	0- 0	0- 0		AWAY		0- 0	0- 0	0- 0		
0- 0	0- 0	0- 0		NEUTRAL		0- 0	0- 0	0- 0		

RPI 1-25				RPI 26-50				RPI 51-100				RPI 101+				Team's RPI: 341	
RPI	S	Opponent	Score	RPI	S	Opponent	Score	RPI	S	Opponent	Score	RPI	S	Opponent	Score		
								70	H	Western Mich.	47	65	281	H	Youngstown St.	49	73
								74	A	Milwaukee	41	63	294	A	Fort Wayne	70	79
								93	A	Marquette	30	92	329	A	Chicago St.	46	28
LAST 12 Division I GAMES:																	
								329	A	Chicago St.	46	28					
								93	A	Marquette	30	92					
								74	A	Milwaukee	41	63					
								281	H	Youngstown St.	49	73					
								70	H	Western Mich.	47	65					
								294	A	Fort Wayne	70	79					

Non-Div I Games:

Loyola Chicago

■ Loss, ■ Non-Conf, S Site, H Home A Away N Neutral

Average RPI Win:	280	WON-LOST	WINNING	LAST 10	STRENGTH OF	OPP. STRENGTH	TEAM	ADJ.	CONF.	ADJ CONF.
Average RPI Loss:	141	RECORD	PCT. RANK	GAMES	SCHEDULE	OF SCHEDULE	RPI	RPI	RPI	RPI
DIV. I ONLY	2- 5	244	2- 5	220	239	267	267	13	13	
DIV. I NON-CONF.	2- 5	244	2- 5	220	239	267	267	13	13	
TOTALS	RPI 1-25	RPI 26-50	W-L RECORDS	RPI 51-100	RPI 101-150	RPI 150+				
2- 5	0- 0	0- 0	OVERALL	0- 3	0- 0	2- 2				
1- 2	0- 0	0- 0	HOME	0- 1	0- 0	1- 1				
1- 3	0- 0	0- 0	AWAY	0- 2	0- 0	1- 1				
0- 0	0- 0	0- 0	NEUTRAL	0- 0	0- 0	0- 0				
2- 5	0- 0	0- 0	NON-CONFERENCE	0- 3	0- 0	2- 2				
1- 2	0- 0	0- 0	HOME	0- 1	0- 0	1- 1				
1- 3	0- 0	0- 0	AWAY	0- 2	0- 0	1- 1				
0- 0	0- 0	0- 0	NEUTRAL	0- 0	0- 0	0- 0				
0- 0	0- 0	0- 0	CONFERENCE	0- 0	0- 0	0- 0				
0- 0	0- 0	0- 0	HOME	0- 0	0- 0	0- 0				
0- 0	0- 0	0- 0	AWAY	0- 0	0- 0	0- 0				
0- 0	0- 0	0- 0	NEUTRAL	0- 0	0- 0	0- 0				

RPI 1-25				RPI 26-50				RPI 51-100				RPI 101+ Team's RPI: 267					
RPI	S	Opponent	Score	RPI	S	Opponent	Score	RPI	S	Opponent	Score	RPI	S	Opponent	Score		
								59	A	William & Mary	49	70	185	H	Georgetown	54	72
								67	H	George Mason	72	80	279	A	Norfolk St.	61	58
								93	A	Marquette	63	83	280	H	Cornell	78	63
													302	A	Mt. St. Mary's	63	71
LAST 12 Division I GAMES:																	
				302	A	Mt. St. Mary's	63	71	280	H	Cornell	78	63				
				59	A	William & Mary	49	70									
				279	A	Norfolk St.	61	58									
				93	A	Marquette	63	83									
				185	H	Georgetown	54	72									
				67	H	George Mason	72	80									

Non-Div I Games:

Loyola Maryland

■ Loss,
 ■ Non-Conf,
 ■ S Site,
 ■ H Home
 ■ A Away
 N Neutral

Average RPI Win:	219	WON-LOST	WINNING	LAST 10	STRENGTH OF	OPP. STRENGTH	TEAM	ADJ.	CONF.	ADJ CONF.
Average RPI Loss:	38	RECORD	PCT. RANK	GAMES	SCHEDULE	OF SCHEDULE	RPI	RPI	RPI	RPI
DIV. I ONLY	6- 1	31	6- 1	235	145	88	88	18	18	
DIV. I NON-CONF.	6- 1	31	6- 1	235	145	88	88	18	18	
TOTALS	RPI 1-25	RPI 26-50	W-L RECORDS	RPI 51-100	RPI 101-150	RPI 150+				
6- 1	0- 0	0- 1	OVERALL	0- 0	2- 0	4- 0				
3- 1	0- 0	0- 1	HOME	0- 0	1- 0	2- 0				
3- 0	0- 0	0- 0	AWAY	0- 0	1- 0	2- 0				
0- 0	0- 0	0- 0	NEUTRAL	0- 0	0- 0	0- 0				
6- 1	0- 0	0- 1	NON-CONFERENCE	0- 0	2- 0	4- 0				
3- 1	0- 0	0- 1	HOME	0- 0	1- 0	2- 0				
3- 0	0- 0	0- 0	AWAY	0- 0	1- 0	2- 0				
0- 0	0- 0	0- 0	NEUTRAL	0- 0	0- 0	0- 0				
0- 0	0- 0	0- 0	CONFERENCE	0- 0	0- 0	0- 0				
0- 0	0- 0	0- 0	HOME	0- 0	0- 0	0- 0				
0- 0	0- 0	0- 0	AWAY	0- 0	0- 0	0- 0				
0- 0	0- 0	0- 0	NEUTRAL	0- 0	0- 0	0- 0				

RPI 1-25			RPI 26-50			RPI 51-100			Team's RPI: 88	RPI 101+		
RPI	S	Opponent	Score	RPI	S	Opponent	Score	RPI	S	Opponent	Score	
				38	H	Southern California	70 80			139	H	Miami (OH) 84 71
										142	A	Saint Louis 62 60
										183	A	UC Riverside 67 59
										264	H	Eastern Mich. 73 64
										275	A	Long Beach St. 84 69
										309	H	Arizona 84 70
LAST 12 Division I GAMES:												
142	A	Saint Louis	62 60	38	H	Southern California	70 80	264	H	Eastern Mich.	73 64	
183	A	UC Riverside	67 59	139	H	Miami (OH)	84 71	309	H	Arizona	84 70	
				275	A	Long Beach St.	84 69					

Non-Div I Games: Cal St. Dom. Hills 84 52

Loyola Marymount

Average RPI Win:	203	WON-LOST	WINNING	LAST 10	STRENGTH OF	OPP. STRENGTH	TEAM	ADJ.	CONF.	ADJ CONF.
Average RPI Loss:	80	RECORD	PCT. RANK	GAMES	SCHEDULE	OF SCHEDULE	RPI	RPI	RPI	RPI
DIV. I ONLY	3- 4	194	3- 4	152	53	178	178	24	24	
DIV. I NON-CONF.	3- 4	194	3- 4	152	53	178	178	24	24	
TOTALS	RPI 1-25	RPI 26-50	W-L RECORDS	RPI 51-100	RPI 101-150	RPI 150+				
3- 4	0- 1	0- 1	OVERALL	0- 0	1- 1	2- 1				
2- 1	0- 0	0- 0	HOME	0- 0	1- 1	1- 0				
0- 3	0- 1	0- 1	AWAY	0- 0	0- 0	0- 1				
1- 0	0- 0	0- 0	NEUTRAL	0- 0	0- 0	1- 0				
3- 4	0- 1	0- 1	NON-CONFERENCE	0- 0	1- 1	2- 1				
2- 1	0- 0	0- 0	HOME	0- 0	1- 1	1- 0				
0- 3	0- 1	0- 1	AWAY	0- 0	0- 0	0- 1				
1- 0	0- 0	0- 0	NEUTRAL	0- 0	0- 0	1- 0				
0- 0	0- 0	0- 0	CONFERENCE	0- 0	0- 0	0- 0				
0- 0	0- 0	0- 0	HOME	0- 0	0- 0	0- 0				
0- 0	0- 0	0- 0	AWAY	0- 0	0- 0	0- 0				
0- 0	0- 0	0- 0	NEUTRAL	0- 0	0- 0	0- 0				

RPI 1-25				RPI 26-50				RPI 51-100				RPI 101+ Team's RPI: 178			
RPI	S	Opponent	Score	RPI	S	Opponent	Score	RPI	S	Opponent	Score	RPI	S	Opponent	Score
18	A	Ohio St.	70 83	35	A	Toledo	64 65					112	H	Tulane	34 42
												144	H	Harvard	76 51
												153	A	Miami (FL)	70 80
												186	N	Kennesaw St.	75 39
												278	H	Bryant	70 68
LAST 12 Division I GAMES:															
18	A	Ohio St.	70 83	278	H	Bryant	70 68								
35	A	Toledo	64 65	144	H	Harvard	76 51								
186	N	Kennesaw St.	75 39	112	H	Tulane	34 42								
153	A	Miami (FL)	70 80												

Non-Div I Games: Me.-Fort Kent 100 40

Maine

■ Loss,
■ Non-Conf,
■ S Site,
■ H Home
■ A Away
N Neutral

Average RPI Win:	274	WON-LOST	WINNING	LAST 10	STRENGTH OF	OPP. STRENGTH	TEAM	ADJ.	CONF.	ADJ CONF.
Average RPI Loss:	99	RECORD	PCT. RANK	GAMES	SCHEDULE	OF SCHEDULE	RPI	RPI	RPI	RPI
DIV. I ONLY	2- 5	244	2- 5	178	178	242	242	19	19	
DIV. I NON-CONF.	2- 5	244	2- 5	178	178	242	242	19	19	
TOTALS	RPI 1-25	RPI 26-50	W-L RECORDS	RPI 51-100	RPI 101-150	RPI 150+				
2- 5	0- 1	0- 0	OVERALL	0- 3	0- 0	2- 1				
1- 1	0- 0	0- 0	HOME	0- 1	0- 0	1- 0				
0- 4	0- 1	0- 0	AWAY	0- 2	0- 0	0- 1				
1- 0	0- 0	0- 0	NEUTRAL	0- 0	0- 0	1- 0				
2- 5	0- 1	0- 0	NON-CONFERENCE	0- 3	0- 0	2- 1				
1- 1	0- 0	0- 0	HOME	0- 1	0- 0	1- 0				
0- 4	0- 1	0- 0	AWAY	0- 2	0- 0	0- 1				
1- 0	0- 0	0- 0	NEUTRAL	0- 0	0- 0	1- 0				
0- 0	0- 0	0- 0	CONFERENCE	0- 0	0- 0	0- 0				
0- 0	0- 0	0- 0	HOME	0- 0	0- 0	0- 0				
0- 0	0- 0	0- 0	AWAY	0- 0	0- 0	0- 0				
0- 0	0- 0	0- 0	NEUTRAL	0- 0	0- 0	0- 0				

RPI 1-25				RPI 26-50				RPI 51-100				RPI 101+ Team's RPI: 242			
RPI	S	Opponent	Score	RPI	S	Opponent	Score	RPI	S	Opponent	Score	RPI	S	Opponent	Score
19	A	California	66 87					75	A	Penn St.	46 78	215	H	St. Francis Brooklyn	57 54
								84	A	Stony Brook	59 74	222	A	Sacred Heart	61 65
								96	H	Fordham	48 54	333	N	Coppin St.	74 56
LAST 12 Division I GAMES:															
19	A	California	66 87	75	A	Penn St.	46 78								
215	H	St. Francis Brooklyn	57 54	96	H	Fordham	48 54								
222	A	Sacred Heart	61 65	333	N	Coppin St.	74 56								
84	A	Stony Brook	59 74												

Non-Div I Games:

Manhattan

■ Loss,
 ■ Non-Conf,
 S Site,
 ■ Home
 ■ Away
 N Neutral

Average RPI Win:	261	WON-LOST	WINNING	LAST 10	STRENGTH OF	OPP. STRENGTH	TEAM	ADJ.	CONF.	ADJ CONF.
Average RPI Loss:	120	RECORD	PCT. RANK	GAMES	SCHEDULE	OF SCHEDULE	RPI	RPI	RPI	RPI
DIV. I ONLY	1- 7	311	1- 7	17	301	204	204	19	19	
DIV. I NON-CONF.	1- 7	311	1- 7	17	301	204	204	19	19	
TOTALS	RPI 1-25	RPI 26-50	W-L RECORDS	RPI 51-100	RPI 101-150	RPI 150+				
1- 7	0- 1	0- 1	OVERALL	0- 1	0- 1	1- 3				
1- 2	0- 0	0- 0	HOME	0- 0	0- 1	1- 1				
0- 3	0- 0	0- 0	AWAY	0- 1	0- 0	0- 2				
0- 2	0- 1	0- 1	NEUTRAL	0- 0	0- 0	0- 0				
1- 7	0- 1	0- 1	NON-CONFERENCE	0- 1	0- 1	1- 3				
1- 2	0- 0	0- 0	HOME	0- 0	0- 1	1- 1				
0- 3	0- 0	0- 0	AWAY	0- 1	0- 0	0- 2				
0- 2	0- 1	0- 1	NEUTRAL	0- 0	0- 0	0- 0				
0- 0	0- 0	0- 0	CONFERENCE	0- 0	0- 0	0- 0				
0- 0	0- 0	0- 0	HOME	0- 0	0- 0	0- 0				
0- 0	0- 0	0- 0	AWAY	0- 0	0- 0	0- 0				
0- 0	0- 0	0- 0	NEUTRAL	0- 0	0- 0	0- 0				

RPI 1-25				RPI 26-50				RPI 51-100				RPI 101+ Team's RPI: 204			
RPI	S	Opponent	Score	RPI	S	Opponent	Score	RPI	S	Opponent	Score	RPI	S	Opponent	Score
21	N	Purdue	47 61	38	N	Southern California	57 78	98	A	Seton Hall	60 85	128	H	Navy	70 77
												168	A	Northeastern	72 78
												188	A	Hawaii	63 70
												200	H	Dartmouth	51 60
												261	H	Holy Cross	85 74
LAST 12 Division I GAMES:															
200	H	Dartmouth	51 60	21	N	Purdue	47 61	188	A	Hawaii	63 70	168	A	Northeastern	72 78
98	A	Seton Hall	60 85	38	N	Southern California	57 78	261	H	Holy Cross	85 74	128	H	Navy	70 77

Non-Div I Games:

Marist

■ Loss,
 ■ Non-Conf,
 S Site,
 ■ Home
 ■ Away
 N Neutral

Average RPI Win: 308		WON-LOST	WINNING	LAST 10	STRENGTH OF	OPP. STRENGTH	TEAM	ADJ.	CONF.	ADJ CONF.
Average RPI Loss: 20		RECORD	PCT. RANK	GAMES	SCHEDULE	OF SCHEDULE	RPI	RPI	RPI	RPI
DIV. I ONLY		3- 3	157	3- 3	50	266	93	93	6	6
DIV. I NON-CONF.		3- 3	157	3- 3	50	266	93	93	6	6
TOTALS		RPI 1-25	RPI 26-50		W-L RECORDS		RPI 51-100	RPI 101-150		RPI 150+
3- 3	0- 1	0- 2		OVERALL		0- 0	0- 0		3- 0	
2- 0	0- 0	0- 0		HOME		0- 0	0- 0		2- 0	
0- 2	0- 1	0- 1		AWAY		0- 0	0- 0		0- 0	
1- 1	0- 0	0- 1		NEUTRAL		0- 0	0- 0		1- 0	
3- 3	0- 1	0- 2		NON-CONFERENCE		0- 0	0- 0		3- 0	
2- 0	0- 0	0- 0		HOME		0- 0	0- 0		2- 0	
0- 2	0- 1	0- 1		AWAY		0- 0	0- 0		0- 0	
1- 1	0- 0	0- 1		NEUTRAL		0- 0	0- 0		1- 0	
0- 0	0- 0	0- 0		CONFERENCE		0- 0	0- 0		0- 0	
0- 0	0- 0	0- 0		HOME		0- 0	0- 0		0- 0	
0- 0	0- 0	0- 0		AWAY		0- 0	0- 0		0- 0	
0- 0	0- 0	0- 0		NEUTRAL		0- 0	0- 0		0- 0	

RPI 1-25				RPI 26-50				RPI 51-100 Team's RPI: 93				RPI 101+			
RPI	S	Opponent	Score	RPI	S	Opponent	Score	RPI	S	Opponent	Score	RPI	S	Opponent	Score
4	A	Green Bay	55 63	27	N	Tennessee	99 101					267	H	Loyola Maryland	83 63
				30	A	New Mexico	87 88					315	N	Montana	87 68
												341	H	Loyola Chicago	92 30
LAST 12 Division I GAMES:															
				4	A	Green Bay	55 63								
				341	H	Loyola Chicago	92 30								
				315	N	Montana	87 68								
				27	N	Tennessee	99 101								
				267	H	Loyola Maryland	83 63								
				30	A	New Mexico	87 88								

Non-Div I Games:

Marquette

Marshall

Through Games Of Dec. 3, 2017

Average RPI Win:	343	WON-LOST	WINNING	LAST 10	STRENGTH OF	OPP. STRENGTH	TEAM	ADJ.	CONF.	ADJ CONF.
Average RPI Loss:	124	RECORD	PCT. RANK	GAMES	SCHEDULE	OF SCHEDULE	RPI	RPI	RPI	RPI
DIV. I ONLY	2- 5	244	2- 5	167	330	285	285	16	16	
DIV. I NON-CONF.	2- 5	244	2- 5	167	330	285	285	16	16	
TOTALS	RPI 1-25	RPI 26-50	W-L RECORDS	RPI 51-100	RPI 101-150	RPI 150+				
2- 5	0- 0	0- 0	OVERALL	0- 2	0- 1	2- 2				
2- 3	0- 0	0- 0	HOME	0- 1	0- 1	2- 1				
0- 2	0- 0	0- 0	AWAY	0- 1	0- 0	0- 1				
0- 0	0- 0	0- 0	NEUTRAL	0- 0	0- 0	0- 0				
2- 5	0- 0	0- 0	NON-CONFERENCE	0- 2	0- 1	2- 2				
2- 3	0- 0	0- 0	HOME	0- 1	0- 1	2- 1				
0- 2	0- 0	0- 0	AWAY	0- 1	0- 0	0- 1				
0- 0	0- 0	0- 0	NEUTRAL	0- 0	0- 0	0- 0				
0- 0	0- 0	0- 0	CONFERENCE	0- 0	0- 0	0- 0				
0- 0	0- 0	0- 0	HOME	0- 0	0- 0	0- 0				
0- 0	0- 0	0- 0	AWAY	0- 0	0- 0	0- 0				
0- 0	0- 0	0- 0	NEUTRAL	0- 0	0- 0	0- 0				

RPI 1-25				RPI 26-50				RPI 51-100				RPI 101+				Team's RPI: 285	
RPI	S	Opponent	Score	RPI	S	Opponent	Score	RPI	S	Opponent	Score	RPI	S	Opponent	Score		
								53	A	Kentucky	39	69	107	H	Ohio	52	54
								75	H	Penn St.	65	80	192	H	Southern Ill.	59	64
													195	A	Cleveland St.	76	85
													337	H	Winthrop	70	40
													349	H	Longwood	90	45
LAST 12 Division I GAMES:																	
				349	H	Longwood	90	45					192	H	Southern Ill.	59	64
													337	H	Winthrop	70	40
													53	A	Kentucky	39	69
													107	H	Ohio	52	54
													195	A	Cleveland St.	76	85
													75	H	Penn St.	65	80

Non-Div I Games:

Marshall

■ Loss,
■ Non-Conf, S Site,
■ Home
■ Away
N Neutral

Average RPI Win:	196	WON-LOST	WINNING	LAST 10	STRENGTH OF	OPP. STRENGTH	TEAM	ADJ.	CONF.	ADJ CONF.
Average RPI Loss:	4	RECORD	PCT. RANK	GAMES	SCHEDULE	OF SCHEDULE	RPI	RPI	RPI	RPI
DIV. I ONLY	7- 2	51	1- 0	69	35	34	34	4	4	
DIV. I NON-CONF.	7- 2	51	1- 0	69	35	34	34	4	4	
TOTALS	RPI 1-25	RPI 26-50	W-L RECORDS	RPI 51-100	RPI 101-150	RPI 150+				
7- 2	0- 2	0- 0	OVERALL	0- 0	1- 0	6- 0				
3- 1	0- 1	0- 0	HOME	0- 0	1- 0	2- 0				
3- 1	0- 1	0- 0	AWAY	0- 0	0- 0	3- 0				
1- 0	0- 0	0- 0	NEUTRAL	0- 0	0- 0	1- 0				
7- 2	0- 2	0- 0	NON-CONFERENCE	0- 0	1- 0	6- 0				
3- 1	0- 1	0- 0	HOME	0- 0	1- 0	2- 0				
3- 1	0- 1	0- 0	AWAY	0- 0	0- 0	3- 0				
1- 0	0- 0	0- 0	NEUTRAL	0- 0	0- 0	1- 0				
0- 0	0- 0	0- 0	CONFERENCE	0- 0	0- 0	0- 0				
0- 0	0- 0	0- 0	HOME	0- 0	0- 0	0- 0				
0- 0	0- 0	0- 0	AWAY	0- 0	0- 0	0- 0				
0- 0	0- 0	0- 0	NEUTRAL	0- 0	0- 0	0- 0				

RPI S	Opponent	Score	RPI S	Opponent	Score	RPI S	Opponent	Score	RPI S	Opponent	Score
1	A UConn	72 97							115	H Albany (NY)	91 58
7	H South Carolina	86 94							153	A Miami (FL)	79 71
									164	A Virginia	60 59
									186	N Kennesaw St.	89 35
									245	A Akron	75 54
									252	H Howard	111 49
									258	H Niagara	92 65
LAST 12 Division I GAMES:											
153	A Miami (FL)	79 71	1	A UConn	72 97						
245	A Akron	75 54	258	H Niagara	92 65						
164	A Virginia	60 59	7	H South Carolina	86 94						
186	N Kennesaw St.	89 35	115	H Albany (NY)	91 58						
252	H Howard	111 49									

Non-Div I Games:

Maryland

Massachusetts

Through Games Of Dec. 3, 2017

Average RPI Win:	274	WON-LOST	WINNING	LAST 10	STRENGTH OF	OPP. STRENGTH	TEAM	ADJ.	CONF.	ADJ CONF.
Average RPI Loss:	154	RECORD	PCT. RANK	GAMES	SCHEDULE	OF SCHEDULE	RPI	RPI	RPI	RPI
DIV. I ONLY	4- 4	157	4- 4	324	220	256	256	11	11	
DIV. I NON-CONF.	4- 4	157	4- 4	324	220	256	256	11	11	
TOTALS	RPI 1-25	RPI 26-50	W-L RECORDS	RPI 51-100	RPI 101-150	RPI 150+				
4- 4	0- 0	0- 0	OVERALL	0- 1	0- 0	4- 3				
2- 1	0- 0	0- 0	HOME	0- 0	0- 0	2- 1				
1- 3	0- 0	0- 0	AWAY	0- 1	0- 0	1- 2				
1- 0	0- 0	0- 0	NEUTRAL	0- 0	0- 0	1- 0				
4- 4	0- 0	0- 0	NON-CONFERENCE	0- 1	0- 0	4- 3				
2- 1	0- 0	0- 0	HOME	0- 0	0- 0	2- 1				
1- 3	0- 0	0- 0	AWAY	0- 1	0- 0	1- 2				
1- 0	0- 0	0- 0	NEUTRAL	0- 0	0- 0	1- 0				
0- 0	0- 0	0- 0	CONFERENCE	0- 0	0- 0	0- 0				
0- 0	0- 0	0- 0	HOME	0- 0	0- 0	0- 0				
0- 0	0- 0	0- 0	AWAY	0- 0	0- 0	0- 0				
0- 0	0- 0	0- 0	NEUTRAL	0- 0	0- 0	0- 0				

RPI 1-25				RPI 26-50				RPI 51-100				RPI 101+				Team's RPI: 256	
RPI	S	Opponent	Score	RPI	S	Opponent	Score	RPI	S	Opponent	Score	RPI	S	Opponent	Score		
								91	A	North Dakota	52	82	161	A	North Dakota St.	70	82
													168	H	Northeastern	54	64
													197	A	UTRGV	59	67
													208	H	Liberty	64	61
													250	A	Incarnate Word	64	45
													301	N	Mississippi Val.	85	46
													335	H	Towson	72	49
LAST 12 Division I GAMES:																	
				250	A	Incarnate Word	64	45					301	N	Mississippi Val.	85	46
				208	H	Liberty	64	61					197	A	UTRGV	59	67
				168	H	Northeastern	54	64									
				91	A	North Dakota	52	82									
				161	A	North Dakota St.	70	82									
				335	H	Towson	72	49									

Non-Div I Games: Me.-Fort Kent 111 45

Massachusetts

Loss, Non-Conf, S Site, H Home A Away N Neutral

RPI 1-25				RPI 26-50				RPI 51-100				RPI 101+				Team's RPI: 313	
RPI	S	Opponent	Score	RPI	S	Opponent	Score	RPI	S	Opponent	Score	RPI	S	Opponent	Score		
13	A	Texas	34 100									112	H	Tulane	66 70		
												169	A	Louisiana	86 98		
												230	H	Grambling	60 75		
												348	H	La.-Monroe	65 61		
LAST 12 Division I GAMES:																	
								169	A	Louisiana	86 98						
								112	H	Tulane	66 70						
								348	H	La.-Monroe	65 61						
								230	H	Grambling	60 75						
								13	A	Texas	34 100						

McNeese

Average RPI Win:	318	WON-LOST	WINNING	LAST 10	STRENGTH OF	OPP. STRENGTH	TEAM	ADJ.	CONF.	ADJ CONF.
Average RPI Loss:	148	RECORD	PCT. RANK	GAMES	SCHEDULE	OF SCHEDULE	RPI	RPI	RPI	RPI
DIV. I ONLY	1- 8	322	1- 8	179	230	300	300	7	7	
DIV. I NON-CONF.	1- 8	322	1- 8	179	230	300	300	7	7	
TOTALS	RPI 1-25	RPI 26-50	W-L RECORDS	RPI 51-100	RPI 101-150	RPI 150+				
1- 8	0- 1	0- 0	OVERALL	0- 2	0- 0	1- 5				
1- 3	0- 0	0- 0	HOME	0- 1	0- 0	1- 2				
0- 2	0- 0	0- 0	AWAY	0- 0	0- 0	0- 2				
0- 3	0- 1	0- 0	NEUTRAL	0- 1	0- 0	0- 1				
1- 8	0- 1	0- 0	NON-CONFERENCE	0- 2	0- 0	1- 5				
1- 3	0- 0	0- 0	HOME	0- 1	0- 0	1- 2				
0- 2	0- 0	0- 0	AWAY	0- 0	0- 0	0- 2				
0- 3	0- 1	0- 0	NEUTRAL	0- 1	0- 0	0- 1				
0- 0	0- 0	0- 0	CONFERENCE	0- 0	0- 0	0- 0				
0- 0	0- 0	0- 0	HOME	0- 0	0- 0	0- 0				
0- 0	0- 0	0- 0	AWAY	0- 0	0- 0	0- 0				
0- 0	0- 0	0- 0	NEUTRAL	0- 0	0- 0	0- 0				

RPI S	Opponent	Score	RPI S	Opponent	Score	RPI S	Opponent	Score	RPI S	Opponent	Score	Team's RPI: 300
18 N	Ohio St.	69 100				73 H	IUPUI	57 80	151 A	Louisiana Tech	40 65	
						95 N	DePaul	67 81	156 H	Illinois	47 63	
									192 H	Southern Ill.	56 68	
									239 N	Kent St.	55 70	
									257 A	Little Rock	57 86	
									318 H	Tennessee St.	79 75	
LAST 12 Division I GAMES:												
73 H	IUPUI	57 80	156 H	Illinois	47 63							
239 N	Kent St.	55 70	257 A	Little Rock	57 86							
95 N	DePaul	67 81	318 H	Tennessee St.	79 75							
18 N	Ohio St.	69 100										
192 H	Southern Ill.	56 68										
151 A	Louisiana Tech	40 65										

Non-Div I Games:

Memphis

Average RPI Win:	217	WON-LOST	WINNING	LAST 10	STRENGTH OF	OPP. STRENGTH	TEAM	ADJ.	CONF.	ADJ CONF.
Average RPI Loss:	47	RECORD	PCT. RANK	GAMES	SCHEDULE	OF SCHEDULE	RPI	RPI	RPI	RPI
DIV. I ONLY	6- 2	60	6- 2	189	155	94	94	17	17	
DIV. I NON-CONF.	6- 2	60	6- 2	189	155	94	94	17	17	
TOTALS	RPI 1-25	RPI 26-50	W-L RECORDS	RPI 51-100	RPI 101-150	RPI 150+				
6- 2	0- 0	0- 2	OVERALL	1- 0	1- 0	4- 0				
2- 1	0- 0	0- 1	HOME	0- 0	0- 0	2- 0				
3- 0	0- 0	0- 0	AWAY	1- 0	1- 0	1- 0				
1- 1	0- 0	0- 1	NEUTRAL	0- 0	0- 0	1- 0				
6- 2	0- 0	0- 2	NON-CONFERENCE	1- 0	1- 0	4- 0				
2- 1	0- 0	0- 1	HOME	0- 0	0- 0	2- 0				
3- 0	0- 0	0- 0	AWAY	1- 0	1- 0	1- 0				
1- 1	0- 0	0- 1	NEUTRAL	0- 0	0- 0	1- 0				
0- 0	0- 0	0- 0	CONFERENCE	0- 0	0- 0	0- 0				
0- 0	0- 0	0- 0	HOME	0- 0	0- 0	0- 0				
0- 0	0- 0	0- 0	AWAY	0- 0	0- 0	0- 0				
0- 0	0- 0	0- 0	NEUTRAL	0- 0	0- 0	0- 0				

RPI 1-25				RPI 26-50				RPI 51-100				Team's RPI: 94		RPI 101+			
RPI	S	Opponent	Score	RPI	S	Opponent	Score	RPI	S	Opponent	Score			RPI	S	Opponent	Score
				45	N	Western Ky.	62 67	63	A	UCF	73 64			148	A	Campbell	58 57
				49	H	Georgia	54 72							196	H	Davidson	69 54
														233	A	Fla. Atlantic	66 55
														321	H	Ga. Southern	72 45
														342	N	VCU	70 54
LAST 12 Division I GAMES:																	
				49	H	Georgia	54 72	196	H	Davidson	69 54						
				321	H	Ga. Southern	72 45	148	A	Campbell	58 57						
				233	A	Fla. Atlantic	66 55	342	N	VCU	70 54						
				63	A	UCF	73 64	45	N	Western Ky.	62 67						

Non-Div I Games:

Mercer

Average RPI Win:	228	WON-LOST	WINNING	LAST 10	STRENGTH OF	OPP. STRENGTH	TEAM	ADJ.	CONF.	ADJ CONF.
Average RPI Loss:	27	RECORD	PCT. RANK	GAMES	SCHEDULE	OF SCHEDULE	RPI	RPI	RPI	RPI
DIV. I ONLY	5- 3	111	5- 3	136	84	153	153	3	3	
DIV. I NON-CONF.	5- 3	111	5- 3	136	84	153	153	3	3	
TOTALS	RPI 1-25	RPI 26-50	W-L RECORDS	RPI 51-100	RPI 101-150	RPI 150+				
5- 3	0- 1	0- 2	OVERALL	1- 0	0- 0	4- 0				
5- 2	0- 1	0- 1	HOME	1- 0	0- 0	4- 0				
0- 1	0- 0	0- 1	AWAY	0- 0	0- 0	0- 0				
0- 0	0- 0	0- 0	NEUTRAL	0- 0	0- 0	0- 0				
5- 3	0- 1	0- 2	NON-CONFERENCE	1- 0	0- 0	4- 0				
5- 2	0- 1	0- 1	HOME	1- 0	0- 0	4- 0				
0- 1	0- 0	0- 1	AWAY	0- 0	0- 0	0- 0				
0- 0	0- 0	0- 0	NEUTRAL	0- 0	0- 0	0- 0				
0- 0	0- 0	0- 0	CONFERENCE	0- 0	0- 0	0- 0				
0- 0	0- 0	0- 0	HOME	0- 0	0- 0	0- 0				
0- 0	0- 0	0- 0	AWAY	0- 0	0- 0	0- 0				
0- 0	0- 0	0- 0	NEUTRAL	0- 0	0- 0	0- 0				

RPI 1-25				RPI 26-50				RPI 51-100				RPI 101+ Team's RPI: 153			
RPI	S	Opponent	Score	RPI	S	Opponent	Score	RPI	S	Opponent	Score	RPI	S	Opponent	Score
10	H	St. John's (NY)	64 74	34	H	Maryland	71 79	72	H	Michigan St.	67 57	178	H	Maine	80 70
				37	A	Colorado	61 67					248	H	New Orleans	76 46
												319	H	Vermont	73 49
												325	H	FIU	77 69
LAST 12 Division I GAMES:															
10	H	St. John's (NY)	64 74	34	H	Maryland	71 79	178	H	Maine	80 70				
72	H	Michigan St.	67 57	248	H	New Orleans	76 46	37	A	Colorado	61 67				
				319	H	Vermont	73 49	325	H	FIU	77 69				

Non-Div I Games:

Miami (FL)

■ Loss,
 ■ Non-Conf, S Site,
 ■ Home
 ■ Away
 N Neutral

Average RPI Win: 255		WON-LOST	WINNING	LAST 10	STRENGTH OF	OPP. STRENGTH	TEAM	ADJ.	CONF.	ADJ CONF.
Average RPI Loss: 114		RECORD	PCT. RANK	GAMES	SCHEDULE	OF SCHEDULE	RPI	RPI	RPI	RPI
DIV. I ONLY		4- 3	131	4- 3	188	184	139	139	8	8
DIV. I NON-CONF.		4- 3	131	4- 3	188	184	139	139	8	8
<hr/>										
TOTALS	RPI 1-25		RPI 26-50		W-L RECORDS		RPI 51-100		RPI 101-150	RPI 150+
4- 3	0- 1		0- 0		OVERALL		0- 1		0- 0	4- 1
3- 0	0- 0		0- 0		HOME		0- 0		0- 0	3- 0
0- 3	0- 1		0- 0		AWAY		0- 1		0- 0	0- 1
1- 0	0- 0		0- 0		NEUTRAL		0- 0		0- 0	1- 0
4- 3	0- 1		0- 0		NON-CONFERENCE		0- 1		0- 0	4- 1
3- 0	0- 0		0- 0		HOME		0- 0		0- 0	3- 0
0- 3	0- 1		0- 0		AWAY		0- 1		0- 0	0- 1
1- 0	0- 0		0- 0		NEUTRAL		0- 0		0- 0	1- 0
0- 0	0- 0		0- 0		CONFERENCE		0- 0		0- 0	0- 0
0- 0	0- 0		0- 0		HOME		0- 0		0- 0	0- 0
0- 0	0- 0		0- 0		AWAY		0- 0		0- 0	0- 0
0- 0	0- 0		0- 0		NEUTRAL		0- 0		0- 0	0- 0

RPI 1-25				RPI 26-50				RPI 51-100				RPI 101+				Team's RPI: 139
RPI	S	Opponent	Score	RPI	S	Opponent	Score	RPI	S	Opponent	Score	RPI	S	Opponent	Score	
21	A	Purdue	66 75					88	A	Loyola Marymount	71 84	232	A	Cincinnati	62 73	
												247	H	Detroit Mercy	91 64	
												249	H	Canisius	72 47	
												259	N	Denver	69 52	
												263	H	Valparaiso	77 68	
LAST 12 Division I GAMES:																
249	H	Canisius	72 47	247	H	Detroit Mercy	91 64									
259	N	Denver	69 52													
88	A	Loyola Marymount	71 84													
263	H	Valparaiso	77 68													
232	A	Cincinnati	62 73													
21	A	Purdue	66 75													

Non-Div I Games:

Miami (OH)

■ Loss,
 ■ Non-Conf, S Site,
 ■ Home
 ■ Away
 N Neutral

Average RPI Win:	155	WON-LOST	WINNING	LAST 10	STRENGTH OF	OPP. STRENGTH	TEAM	ADJ.	CONF.	ADJ CONF.
Average RPI Loss:	3	RECORD	PCT. RANK	GAMES	SCHEDULE	OF SCHEDULE	RPI	RPI	RPI	RPI
DIV. I ONLY	5- 2	72	5- 2	16	45	16	16	4	4	
DIV. I NON-CONF.	5- 2	72	5- 2	16	45	16	16	4	4	
TOTALS	RPI 1-25	RPI 26-50	W-L RECORDS	RPI 51-100	RPI 101-150	RPI 150+				
5- 2	0- 2	0- 0	OVERALL	1- 0	1- 0	3- 0				
3- 1	0- 1	0- 0	HOME	1- 0	0- 0	2- 0				
2- 1	0- 1	0- 0	AWAY	0- 0	1- 0	1- 0				
0- 0	0- 0	0- 0	NEUTRAL	0- 0	0- 0	0- 0				
5- 2	0- 2	0- 0	NON-CONFERENCE	1- 0	1- 0	3- 0				
3- 1	0- 1	0- 0	HOME	1- 0	0- 0	2- 0				
2- 1	0- 1	0- 0	AWAY	0- 0	1- 0	1- 0				
0- 0	0- 0	0- 0	NEUTRAL	0- 0	0- 0	0- 0				
0- 0	0- 0	0- 0	CONFERENCE	0- 0	0- 0	0- 0				
0- 0	0- 0	0- 0	HOME	0- 0	0- 0	0- 0				
0- 0	0- 0	0- 0	AWAY	0- 0	0- 0	0- 0				
0- 0	0- 0	0- 0	NEUTRAL	0- 0	0- 0	0- 0				

RPI 1-25				Team's RPI: 16		RPI 26-50				RPI 51-100				RPI 101+			
RPI	S	Opponent	Score	RPI	S	Opponent	Score	RPI	S	Opponent	Score	RPI	S	Opponent	Score		
2	H	Notre Dame	63 83					67	H	George Mason	75 61	107	A	Ohio	74 61		
3	A	Louisville	49 74									158	H	Oakland	78 69		
												208	H	Liberty	74 50		
												234	A	LIU Brooklyn	86 49		
LAST 12 Division I GAMES:																	
208	H	Liberty	74 50	234	A	LIU Brooklyn	86 49	2	H	Notre Dame	63 83						
67	H	George Mason	75 61					107	A	Ohio	74 61	158	H	Oakland	78 69		
								3	A	Louisville	49 74						

Non-Div I Games:

Michigan

Average RPI Win:	192	WON-LOST	WINNING	LAST 10	STRENGTH OF	OPP. STRENGTH	TEAM	ADJ.	CONF.	ADJ CONF.
Average RPI Loss:	77	RECORD	PCT. RANK	GAMES	SCHEDULE	OF SCHEDULE	RPI	RPI	RPI	RPI
DIV. I ONLY	5- 2	72	5- 2	162	21	72	72	4	4	
DIV. I NON-CONF.	5- 2	72	5- 2	162	21	72	72	4	4	
TOTALS	RPI 1-25	RPI 26-50	W-L RECORDS	RPI 51-100	RPI 101-150	RPI 150+				
5- 2	0- 1	0- 0	OVERALL	1- 0	0- 0	4- 1				
4- 0	0- 0	0- 0	HOME	1- 0	0- 0	3- 0				
1- 1	0- 0	0- 0	AWAY	0- 0	0- 0	1- 1				
0- 1	0- 1	0- 0	NEUTRAL	0- 0	0- 0	0- 0				
5- 2	0- 1	0- 0	NON-CONFERENCE	1- 0	0- 0	4- 1				
4- 0	0- 0	0- 0	HOME	1- 0	0- 0	3- 0				
1- 1	0- 0	0- 0	AWAY	0- 0	0- 0	1- 1				
0- 1	0- 1	0- 0	NEUTRAL	0- 0	0- 0	0- 0				
0- 0	0- 0	0- 0	CONFERENCE	0- 0	0- 0	0- 0				
0- 0	0- 0	0- 0	HOME	0- 0	0- 0	0- 0				
0- 0	0- 0	0- 0	AWAY	0- 0	0- 0	0- 0				
0- 0	0- 0	0- 0	NEUTRAL	0- 0	0- 0	0- 0				

RPI 1-25				RPI 26-50				RPI 51-100				Team's RPI: 72	RPI 101+			
RPI	S	Opponent	Score	RPI	S	Opponent	Score	RPI	S	Opponent	Score		RPI	S	Opponent	Score
1	N	UConn	62 96					70	H	Western Mich.	65 62		153	A	Miami (FL)	57 67
													158	H	Oakland	95 63
													223	H	Robert Morris	100 58
													247	A	Detroit Mercy	97 60
													260	H	Col. of Charleston	107 43
LAST 12 Division I GAMES:																
				70	H	Western Mich.	65 62			260	H	Col. of Charleston	107 43			
				153	A	Miami (FL)	57 67			158	H	Oakland	95 63			
				1	N	UConn	62 96			223	H	Robert Morris	100 58			
				247	A	Detroit Mercy	97 60									

Non-Div I Games:

Michigan St.

<div> <div>Average RPI Win: 241</div> <div>Average RPI Loss: 46</div> </div>				WON-LOST	WINNING	LAST 10	STRENGTH OF	OPP. STRENGTH	TEAM	ADJ.	CONF.	ADJ CONF.
				RECORD	PCT. RANK	GAMES	SCHEDULE	OF SCHEDULE	RPI	RPI	RPI	RPI
DIV. I ONLY				4- 2	98	4- 2	281	74	130	130	16	16
DIV. I NON-CONF.				4- 2	98	4- 2	281	74	130	130	16	16
TOTALS		RPI 1-25		RPI 26-50		W-L RECORDS		RPI 51-100		RPI 101-150		RPI 150+
4- 2	0- 0			0- 2		OVERALL		0- 0		1- 0		3- 0
2- 0	0- 0			0- 0		HOME		0- 0		0- 0		2- 0
2- 2	0- 0			0- 2		AWAY		0- 0		1- 0		1- 0
0- 0	0- 0			0- 0		NEUTRAL		0- 0		0- 0		0- 0
4- 2	0- 0			0- 2		NON-CONFERENCE		0- 0		1- 0		3- 0
2- 0	0- 0			0- 0		HOME		0- 0		0- 0		2- 0
2- 2	0- 0			0- 2		AWAY		0- 0		1- 0		1- 0
0- 0	0- 0			0- 0		NEUTRAL		0- 0		0- 0		0- 0
0- 0	0- 0			0- 0		CONFERENCE		0- 0		0- 0		0- 0
0- 0	0- 0			0- 0		HOME		0- 0		0- 0		0- 0
0- 0	0- 0			0- 0		AWAY		0- 0		0- 0		0- 0
0- 0	0- 0			0- 0		NEUTRAL		0- 0		0- 0		0- 0

RPI 1-25				RPI 26-50				RPI 51-100				RPI 101+				Team's RPI: 130	
RPI	S	Opponent	Score	RPI	S	Opponent	Score	RPI	S	Opponent	Score	RPI	S	Opponent	Score		
				44	A	Ole Miss	56 65					114	A	Vanderbilt	65 54		
				48	A	Georgia Tech	45 48					237	H	Tennessee Tech	58 44		
												270	H	Lipscomb	72 48		
												343	A	UNC Asheville	72 57		
LAST 12 Division I GAMES:																	
				270	H	Lipscomb	72 48	48	A	Georgia Tech	45 48						
				237	H	Tennessee Tech	58 44	44	A	Ole Miss	56 65						
				114	A	Vanderbilt	65 54	343	A	UNC Asheville	72 57						

Non-Div I Games:

Middle Tenn.

Loss, Non-Conf, S Site, H Home A Away N Neutral

Average RPI Win:	229	WON-LOST	WINNING	LAST 10	STRENGTH OF	OPP. STRENGTH	TEAM	ADJ.	CONF.	ADJ CONF.
Average RPI Loss:	99	RECORD	PCT. RANK	GAMES	SCHEDULE	OF SCHEDULE	RPI	RPI	RPI	RPI
DIV. I ONLY	5- 2	72	5- 2	123	296	74	74	15	15	
DIV. I NON-CONF.	5- 2	72	5- 2	123	296	74	74	15	15	
TOTALS	RPI 1-25	RPI 26-50	W-L RECORDS	RPI 51-100	RPI 101-150	RPI 150+				
5- 2	0- 0	0- 1	OVERALL	0- 0	1- 0	4- 1				
2- 0	0- 0	0- 0	HOME	0- 0	0- 0	2- 0				
2- 1	0- 0	0- 0	AWAY	0- 0	1- 0	1- 1				
1- 1	0- 0	0- 1	NEUTRAL	0- 0	0- 0	1- 0				
5- 2	0- 0	0- 1	NON-CONFERENCE	0- 0	1- 0	4- 1				
2- 0	0- 0	0- 0	HOME	0- 0	0- 0	2- 0				
2- 1	0- 0	0- 0	AWAY	0- 0	1- 0	1- 1				
1- 1	0- 0	0- 1	NEUTRAL	0- 0	0- 0	1- 0				
0- 0	0- 0	0- 0	CONFERENCE	0- 0	0- 0	0- 0				
0- 0	0- 0	0- 0	HOME	0- 0	0- 0	0- 0				
0- 0	0- 0	0- 0	AWAY	0- 0	0- 0	0- 0				
0- 0	0- 0	0- 0	NEUTRAL	0- 0	0- 0	0- 0				

RPI 1-25				RPI 26-50				RPI 51-100				Team's RPI: 74		RPI 101+			
RPI	S	Opponent	Score	RPI	S	Opponent	Score	RPI	S	Opponent	Score			RPI	S	Opponent	Score
				36	N	Houston	59 74							134	A	Northwestern	66 57
														161	H	North Dakota St.	74 38
														162	A	Drake	73 77
														211	A	Western Ill.	77 67
														296	N	CSUN	58 50
														341	H	Loyola Chicago	63 41
LAST 12 Division I GAMES:																	
				134	A	Northwestern	66 57			341	H	Loyola Chicago	63 41				
				161	H	North Dakota St.	74 38			296	N	CSUN	58 50				
				211	A	Western Ill.	77 67			36	N	Houston	59 74				
										162	A	Drake	73 77				

Non-Div I Games:

Milwaukee

Average RPI Win: 203		WON-LOST	WINNING	LAST 10	STRENGTH OF	OPP. STRENGTH	TEAM	ADJ.	CONF.	ADJ CONF.
Average RPI Loss: 71		RECORD	PCT. RANK	GAMES	SCHEDULE	OF SCHEDULE	RPI	RPI	RPI	RPI
DIV. I ONLY		8- 1	16	8- 1	216	79	54	54	4	4
DIV. I NON-CONF.		8- 1	16	8- 1	216	79	54	54	4	4
TOTALS	RPI 1-25	RPI 26-50		W-L RECORDS		RPI 51-100	RPI 101-150	RPI 150+		
8- 1	0- 0	0- 0		OVERALL		2- 1	0- 0	6- 0		
5- 0	0- 0	0- 0		HOME		1- 0	0- 0	4- 0		
2- 1	0- 0	0- 0		AWAY		0- 1	0- 0	2- 0		
1- 0	0- 0	0- 0		NEUTRAL		1- 0	0- 0	0- 0		
8- 1	0- 0	0- 0		NON-CONFERENCE		2- 1	0- 0	6- 0		
5- 0	0- 0	0- 0		HOME		1- 0	0- 0	4- 0		
2- 1	0- 0	0- 0		AWAY		0- 1	0- 0	2- 0		
1- 0	0- 0	0- 0		NEUTRAL		1- 0	0- 0	0- 0		
0- 0	0- 0	0- 0		CONFERENCE		0- 0	0- 0	0- 0		
0- 0	0- 0	0- 0		HOME		0- 0	0- 0	0- 0		
0- 0	0- 0	0- 0		AWAY		0- 0	0- 0	0- 0		
0- 0	0- 0	0- 0		NEUTRAL		0- 0	0- 0	0- 0		

RPI 1-25				RPI 26-50				RPI 51-100				RPI 101+			
RPI	S	Opponent	Score	RPI	S	Opponent	Score	RPI	S	Opponent	Score	RPI	S	Opponent	Score
								61	H	Xavier	74 62	173	H	Lehigh	107 73
								71	A	North Carolina	83 88	180	H	Boston College	78 68
								89	N	Wake Forest	93 81	209	A	UNLV	79 72
												264	H	Eastern Mich.	80 56
												306	A	Rhode Island	82 60
												342	H	VCU	108 63
LAST 12 Division I GAMES:															
				209	A	UNLV	79 72					264	H	Eastern Mich.	80 56
				89	N	Wake Forest	93 81					71	A	North Carolina	83 88
				61	H	Xavier	74 62					173	H	Lehigh	107 73
				180	H	Boston College	78 68								
				342	H	VCU	108 63								
				306	A	Rhode Island	82 60								

Non-Div I Games:

Minnesota

■ Loss, ■ Non-Conf, S Site, H Home A Away N Neutral

Mississippi St.

Through Games Of Dec. 3, 2017

Average RPI Win:	132	WON-LOST	WINNING	LAST 10	STRENGTH OF	OPP. STRENGTH	TEAM	ADJ.	CONF.	ADJ CONF.
Average RPI Loss:	0	RECORD	PCT. RANK	GAMES	SCHEDULE	OF SCHEDULE	RPI	RPI	RPI	RPI
DIV. I ONLY	8- 0	1	8- 0	29	69	6	6	1	1	
DIV. I NON-CONF.	8- 0	1	8- 0	29	69	6	6	1	1	
TOTALS	RPI 1-25	RPI 26-50	W-L RECORDS	RPI 51-100	RPI 101-150	RPI 150+				
8- 0	1- 0	0- 0	OVERALL	2- 0	1- 0	4- 0				
4- 0	0- 0	0- 0	HOME	1- 0	1- 0	2- 0				
0- 0	0- 0	0- 0	AWAY	0- 0	0- 0	0- 0				
4- 0	1- 0	0- 0	NEUTRAL	1- 0	0- 0	2- 0				
8- 0	1- 0	0- 0	NON-CONFERENCE	2- 0	1- 0	4- 0				
4- 0	0- 0	0- 0	HOME	1- 0	1- 0	2- 0				
0- 0	0- 0	0- 0	AWAY	0- 0	0- 0	0- 0				
4- 0	1- 0	0- 0	NEUTRAL	1- 0	0- 0	2- 0				
0- 0	0- 0	0- 0	CONFERENCE	0- 0	0- 0	0- 0				
0- 0	0- 0	0- 0	HOME	0- 0	0- 0	0- 0				
0- 0	0- 0	0- 0	AWAY	0- 0	0- 0	0- 0				
0- 0	0- 0	0- 0	NEUTRAL	0- 0	0- 0	0- 0				

RPI 1-25				RPI 26-50				RPI 51-100				RPI 101+			
RPI	S	Opponent	Score	RPI	S	Opponent	Score	RPI	S	Opponent	Score	RPI	S	Opponent	Score
4	N	Green Bay	67 46					55	N	Arizona St.	65 57	147	H	Southern Miss.	91 56
								81	H	Oklahoma St.	79 76	164	H	Virginia	68 53
												169	N	Louisiana	94 37
												179	N	Columbia	90 54
												255	H	Georgia St.	106 50
LAST 12 Division I GAMES:															
147	H	Southern Miss.	91 56	81	H	Oklahoma St.	79 76	169	N	Louisiana	94 37	4	N	Green Bay	67 46
255	H	Georgia St.	106 50	169	N	Louisiana	94 37	179	N	Columbia	90 54	55	N	Arizona St.	65 57
164	H	Virginia	68 53												

Non-Div I Games:

Mississippi St.

■ Loss,
 ■ Non-Conf,
 ■ S Site,
 ■ H Home
 ■ A Away
 N Neutral

Average RPI Win:	0	WON-LOST	WINNING	LAST 10	STRENGTH OF	OPP. STRENGTH	TEAM	ADJ.	CONF.	ADJ CONF.
Average RPI Loss:	166	RECORD	PCT. RANK	GAMES	SCHEDULE	OF SCHEDULE	RPI	RPI	RPI	RPI
DIV. I ONLY	0- 6	323	0- 6	133	259	301	301	29	29	
DIV. I NON-CONF.	0- 6	323	0- 6	133	259	301	301	29	29	
TOTALS	RPI 1-25	RPI 26-50	W-L RECORDS	RPI 51-100	RPI 101-150	RPI 150+				
0- 6	0- 0	0- 1	OVERALL	0- 0	0- 1	0- 4				
0- 0	0- 0	0- 0	HOME	0- 0	0- 0	0- 0				
0- 3	0- 0	0- 0	AWAY	0- 0	0- 0	0- 0				
0- 3	0- 0	0- 0	NEUTRAL	0- 0	0- 0	0- 3				
0- 6	0- 0	0- 1	NON-CONFERENCE	0- 0	0- 1	0- 4				
0- 0	0- 0	0- 0	HOME	0- 0	0- 0	0- 0				
0- 3	0- 0	0- 1	AWAY	0- 0	0- 1	0- 1				
0- 3	0- 0	0- 0	NEUTRAL	0- 0	0- 0	0- 3				
0- 0	0- 0	0- 0	CONFERENCE	0- 0	0- 0	0- 0				
0- 0	0- 0	0- 0	HOME	0- 0	0- 0	0- 0				
0- 0	0- 0	0- 0	AWAY	0- 0	0- 0	0- 0				
0- 0	0- 0	0- 0	NEUTRAL	0- 0	0- 0	0- 0				

RPI 1-25			RPI 26-50			RPI 51-100			RPI 101+			Team's RPI: 301
RPI	S	Opponent	Score	RPI	S	Opponent	Score	RPI	S	Opponent	Score	
				37	A	Colorado	48 85					
								147	A	Southern Miss.	69 84	
								162	N	Drake	60 96	
								176	A	UAB	72 87	
								216	N	UTSA	55 68	
								256	N	Massachusetts	46 85	
LAST 12 Division I GAMES:												
				256	N	Massachusetts	46 85	37	A	Colorado	48 85	
				216	N	UTSA	55 68	147	A	Southern Miss.	69 84	
				162	N	Drake	60 96	176	A	UAB	72 87	

Non-Div I Games:

Mississippi Val.

Average RPI Win:	147	WON-LOST	WINNING	LAST 10	STRENGTH OF	OPP. STRENGTH	TEAM	ADJ.	CONF.	ADJ CONF.
Average RPI Loss:	45	RECORD	PCT. RANK	GAMES	SCHEDULE	OF SCHEDULE	RPI	RPI	RPI	RPI
DIV. I ONLY	7- 1	20	7- 1	166	7	41	41	1	1	
DIV. I NON-CONF.	7- 1	20	7- 1	166	7	41	41	1	1	
TOTALS	RPI 1-25	RPI 26-50	W-L RECORDS	RPI 51-100	RPI 101-150	RPI 150+				
7- 1	3- 0	0- 1	OVERALL	0- 0	1- 0	3- 0				
3- 0	1- 0	0- 0	HOME	0- 0	1- 0	1- 0				
2- 0	1- 0	0- 0	AWAY	0- 0	0- 0	1- 0				
2- 1	1- 0	0- 1	NEUTRAL	0- 0	0- 0	1- 0				
7- 1	3- 0	0- 1	NON-CONFERENCE	0- 0	1- 0	3- 0				
3- 0	1- 0	0- 0	HOME	0- 0	1- 0	1- 0				
2- 0	1- 0	0- 0	AWAY	0- 0	0- 0	1- 0				
2- 1	1- 0	0- 1	NEUTRAL	0- 0	0- 0	1- 0				
0- 0	0- 0	0- 0	CONFERENCE	0- 0	0- 0	0- 0				
0- 0	0- 0	0- 0	HOME	0- 0	0- 0	0- 0				
0- 0	0- 0	0- 0	AWAY	0- 0	0- 0	0- 0				
0- 0	0- 0	0- 0	NEUTRAL	0- 0	0- 0	0- 0				

RPI 1-25				RPI 26-50				Team's RPI: 41				RPI 51-100				RPI 101+			
RPI	S	Opponent	Score	RPI	S	Opponent	Score	RPI	S	Opponent	Score	RPI	S	Opponent	Score	RPI	S	Opponent	Score
9	H	Kansas St.	73 59	45	N	Western Ky.	76 79									149	H	Wright St.	82 80
14	N	Quinnipiac	66 51													248	H	New Orleans	81 45
19	A	California	55 52													254	A	Missouri St.	69 59
																333	N	Coppin St.	73 50
LAST 12 Division I GAMES:																			
333	N	Coppin St.	73 50	248	H	New Orleans	81 45												
254	A	Missouri St.	69 59	9	H	Kansas St.	73 59												
149	H	Wright St.	82 80	19	A	California	55 52												
14	N	Quinnipiac	66 51																
45	N	Western Ky.	76 79																

Non-Div I Games:

Missouri

Average RPI Win:	0	WON-LOST	WINNING	LAST 10	STRENGTH OF	OPP. STRENGTH	TEAM	ADJ.	CONF.	ADJ CONF.
Average RPI Loss:	121	RECORD	PCT. RANK	GAMES	SCHEDULE	OF SCHEDULE	RPI	RPI	RPI	RPI
DIV. I ONLY	0- 5	323	0- 5	49	215	254	254	28	28	
DIV. I NON-CONF.	0- 5	323	0- 5	49	215	254	254	28	28	
TOTALS	RPI 1-25	RPI 26-50	W-L RECORDS	RPI 51-100	RPI 101-150	RPI 150+				
0- 5	0- 1	0- 1	OVERALL	0- 1	0- 0	0- 2				
0- 1	0- 0	0- 1	HOME	0- 0	0- 0	0- 0				
0- 2	0- 0	0- 0	AWAY	0- 1	0- 0	0- 1				
0- 2	0- 1	0- 0	NEUTRAL	0- 0	0- 0	0- 1				
0- 5	0- 1	0- 1	NON-CONFERENCE	0- 1	0- 0	0- 2				
0- 1	0- 0	0- 1	HOME	0- 0	0- 0	0- 0				
0- 2	0- 0	0- 0	AWAY	0- 1	0- 0	0- 1				
0- 2	0- 1	0- 0	NEUTRAL	0- 0	0- 0	0- 1				
0- 0	0- 0	0- 0	CONFERENCE	0- 0	0- 0	0- 0				
0- 0	0- 0	0- 0	HOME	0- 0	0- 0	0- 0				
0- 0	0- 0	0- 0	AWAY	0- 0	0- 0	0- 0				
0- 0	0- 0	0- 0	NEUTRAL	0- 0	0- 0	0- 0				

RPI 1-25				RPI 26-50				RPI 51-100				RPI 101+				Team's RPI: 254	
RPI	S	Opponent	Score	RPI	S	Opponent	Score	RPI	S	Opponent	Score	RPI	S	Opponent	Score		
25	N	Baylor	58 100	41	H	Missouri	59 69	78	A	Ball St.	58 70	218	A	Wichita St.	58 72		
												241	N	Penn	60 65		
LAST 12 Division I GAMES:																	
				218	A	Wichita St.	58 72	241	N	Penn	60 65						
								25	N	Baylor	58 100						
								41	H	Missouri	59 69						
								78	A	Ball St.	58 70						

Non-Div I Games: Central Mo. 62 36

Missouri St.

■ Loss,
 ■ Non-Conf,
 ■ S Site,
 ■ H Home
 ■ A Away
 N Neutral

Average RPI Win: 165		WON-LOST	WINNING	LAST 10	STRENGTH OF	OPP. STRENGTH	TEAM	ADJ.	CONF.	ADJ CONF.
Average RPI Loss: 150		RECORD	PCT. RANK	GAMES	SCHEDULE	OF SCHEDULE	RPI	RPI	RPI	RPI
DIV. I ONLY		2- 6	264	2- 6	73	281	219	219	19	19
DIV. I NON-CONF.		2- 6	264	2- 6	73	281	219	219	19	19
TOTALS		RPI 1-25	RPI 26-50	W-L RECORDS	RPI 51-100	RPI 101-150	RPI 150+			
2- 6	0- 0		0- 0	OVERALL	0- 0	1- 4	1- 2			
1- 2	0- 0		0- 0	HOME	0- 0	0- 1	1- 1			
0- 4	0- 0		0- 0	AWAY	0- 0	0- 3	0- 1			
1- 0	0- 0		0- 0	NEUTRAL	0- 0	1- 0	0- 0			
2- 6	0- 0		0- 0	NON-CONFERENCE	0- 0	1- 4	1- 2			
1- 2	0- 0		0- 0	HOME	0- 0	0- 1	1- 1			
0- 4	0- 0		0- 0	AWAY	0- 0	0- 3	0- 1			
1- 0	0- 0		0- 0	NEUTRAL	0- 0	1- 0	0- 0			
0- 0	0- 0		0- 0	CONFERENCE	0- 0	0- 0	0- 0			
0- 0	0- 0		0- 0	HOME	0- 0	0- 0	0- 0			
0- 0	0- 0		0- 0	AWAY	0- 0	0- 0	0- 0			
0- 0	0- 0		0- 0	NEUTRAL	0- 0	0- 0	0- 0			

RPI 1-25				RPI 26-50				RPI 51-100				RPI 101+				Team's RPI: 219	
RPI	S	Opponent	Score	RPI	S	Opponent	Score	RPI	S	Opponent	Score	RPI	S	Opponent	Score		
												108	N	North Florida	67	57	
												115	H	Albany (NY)	44	68	
												123	A	Jacksonville	65	74	
												128	A	Navy	49	73	
												137	A	Clemson	54	57	
												173	H	Lehigh	57	75	
												222	H	Sacred Heart	69	64	
												223	A	Robert Morris	38	56	
LAST 12 Division I GAMES:																	
				108	N	North Florida	67	57	223	A	Robert Morris	38	56				
				123	A	Jacksonville	65	74	128	A	Navy	49	73				
				137	A	Clemson	54	57									
				115	H	Albany (NY)	44	68									
				173	H	Lehigh	57	75									
				222	H	Sacred Heart	69	64									

Non-Div I Games:

Monmouth

■ Loss, ■ Non-Conf, S Site, H Home A Away N Neutral

Average RPI Win:	292	WON-LOST	WINNING	LAST 10	STRENGTH OF	OPP. STRENGTH	TEAM	ADJ.	CONF.	ADJ CONF.
Average RPI Loss:	158	RECORD	PCT. RANK	GAMES	SCHEDULE	OF SCHEDULE	RPI	RPI	RPI	RPI
DIV. I ONLY	2- 5	244	2- 5	299	197	315	315	20	20	
DIV. I NON-CONF.	2- 5	244	2- 5	299	197	315	315	20	20	
TOTALS	RPI 1-25	RPI 26-50	W-L RECORDS	RPI 51-100	RPI 101-150	RPI 150+				
2- 5	0- 0	0- 0	OVERALL	0- 2	0- 0	2- 3				
2- 2	0- 0	0- 0	HOME	0- 1	0- 0	2- 1				
0- 1	0- 0	0- 0	AWAY	0- 0	0- 0	0- 1				
0- 2	0- 0	0- 0	NEUTRAL	0- 1	0- 0	0- 1				
2- 5	0- 0	0- 0	NON-CONFERENCE	0- 2	0- 0	2- 3				
2- 2	0- 0	0- 0	HOME	0- 1	0- 0	2- 1				
0- 1	0- 0	0- 0	AWAY	0- 0	0- 0	0- 1				
0- 2	0- 0	0- 0	NEUTRAL	0- 1	0- 0	0- 1				
0- 0	0- 0	0- 0	CONFERENCE	0- 0	0- 0	0- 0				
0- 0	0- 0	0- 0	HOME	0- 0	0- 0	0- 0				
0- 0	0- 0	0- 0	AWAY	0- 0	0- 0	0- 0				
0- 0	0- 0	0- 0	NEUTRAL	0- 0	0- 0	0- 0				

RPI S	Opponent	Score	RPI S	Opponent	Score	RPI S	Opponent	Score	RPI S	Opponent	Score	Team's RPI: 315
						53 H	Kentucky	54 71	159 H	Gonzaga	55 70	
						93 N	Marquette	68 87	167 A	Wyoming	62 67	
									275 H	Long Beach St.	67 60	
									308 H	Cal St. Fullerton	68 47	
									316 N	Indiana St.	45 57	
LAST 12 Division I GAMES:												
			167 A	Wyoming	62 67	275 H	Long Beach St.	67 60				
						308 H	Cal St. Fullerton	68 47				
						93 N	Marquette	68 87				
						316 N	Indiana St.	45 57				
						159 H	Gonzaga	55 70				
						53 H	Kentucky	54 71				

Non-Div I Games:

Montana

Average RPI Win:	263	WON-LOST	WINNING	LAST 10	STRENGTH OF	OPP. STRENGTH	TEAM	ADJ.	CONF.	ADJ CONF.
Average RPI Loss:	104	RECORD	PCT. RANK	GAMES	SCHEDULE	OF SCHEDULE	RPI	RPI	RPI	RPI
DIV. I ONLY	3- 3	157	3- 3	205	249	175	175	20	20	
DIV. I NON-CONF.	3- 3	157	3- 3	205	249	175	175	20	20	
TOTALS	RPI 1-25	RPI 26-50	W-L RECORDS	RPI 51-100	RPI 101-150	RPI 150+				
3- 3	0- 0	0- 1	OVERALL	0- 0	0- 2	3- 0				
1- 0	0- 0	0- 0	HOME	0- 0	0- 0	1- 0				
1- 2	0- 0	0- 1	AWAY	0- 0	0- 1	1- 0				
1- 1	0- 0	0- 0	NEUTRAL	0- 0	0- 1	1- 0				
3- 3	0- 0	0- 1	NON-CONFERENCE	0- 0	0- 2	3- 0				
1- 0	0- 0	0- 0	HOME	0- 0	0- 0	1- 0				
1- 2	0- 0	0- 1	AWAY	0- 0	0- 1	1- 0				
1- 1	0- 0	0- 0	NEUTRAL	0- 0	0- 1	1- 0				
0- 0	0- 0	0- 0	CONFERENCE	0- 0	0- 0	0- 0				
0- 0	0- 0	0- 0	HOME	0- 0	0- 0	0- 0				
0- 0	0- 0	0- 0	AWAY	0- 0	0- 0	0- 0				
0- 0	0- 0	0- 0	NEUTRAL	0- 0	0- 0	0- 0				

RPI S	Opponent	Score	RPI S	Opponent	Score	RPI S	Opponent	Score	RPI S	Opponent	Score	Team's RPI: 175
38	A Southern California	47 98							133	N Nevada	53 67	
									140	A Omaha	53 64	
									167	H Wyoming	50 46	
									275	A Long Beach St.	62 51	
									346	N Utah St.	64 52	
LAST 12 Division I GAMES:												
133	N Nevada	53 67	38	A Southern California	47 98							
346	N Utah St.	64 52										
167	H Wyoming	50 46										
140	A Omaha	53 64										
275	A Long Beach St.	62 51										

Non-Div I Games: Mont. St. Billings 67 47 Providence (MT) 66 31

Montana St.

Average RPI Win:	232	WON-LOST	WINNING	LAST 10	STRENGTH OF	OPP. STRENGTH	TEAM	ADJ.	CONF.	ADJ CONF.
Average RPI Loss:	89	RECORD	PCT. RANK	GAMES	SCHEDULE	OF SCHEDULE	RPI	RPI	RPI	RPI
DIV. I ONLY	4- 3	131	4- 3	303	72	220	220	21	21	
DIV. I NON-CONF.	4- 3	131	4- 3	303	72	220	220	21	21	
TOTALS	RPI 1-25	RPI 26-50	W-L RECORDS	RPI 51-100	RPI 101-150	RPI 150+				
4- 3	0- 0	0- 0	OVERALL	0- 1	1- 2	3- 0				
2- 2	0- 0	0- 0	HOME	0- 0	1- 2	1- 0				
2- 1	0- 0	0- 0	AWAY	0- 0	0- 0	2- 0				
0- 0	0- 0	0- 0	NEUTRAL	0- 0	0- 0	0- 0				
4- 3	0- 0	0- 0	NON-CONFERENCE	0- 1	1- 2	3- 0				
2- 2	0- 0	0- 0	HOME	0- 0	1- 2	1- 0				
2- 1	0- 0	0- 0	AWAY	0- 1	0- 0	2- 0				
0- 0	0- 0	0- 0	NEUTRAL	0- 0	0- 0	0- 0				
0- 0	0- 0	0- 0	CONFERENCE	0- 0	0- 0	0- 0				
0- 0	0- 0	0- 0	HOME	0- 0	0- 0	0- 0				
0- 0	0- 0	0- 0	AWAY	0- 0	0- 0	0- 0				
0- 0	0- 0	0- 0	NEUTRAL	0- 0	0- 0	0- 0				

RPI 1-25			RPI 26-50			RPI 51-100			RPI 101+			Team's RPI: 220
RPI	S	Opponent	Score	RPI	S	Opponent	Score	RPI	S	Opponent	Score	
						53 A Kentucky	53 86	106 H Gardner-Webb		60 68		
								108 H North Florida		56 61		
								136 H Sacramento St.		75 71		
								192 H Southern Ill.		85 81		
								270 A Lipscomb		75 55		
								329 A Chicago St.		79 40		
LAST 12 Division I GAMES:												
				106 H Gardner-Webb		60 68	270 A Lipscomb		75 55			
				136 H Sacramento St.		75 71	192 H Southern Ill.		85 81			
							329 A Chicago St.		79 40			
							53 A Kentucky		53 86			
							108 H North Florida		56 61			

Non-Div I Games: Brescia 120 41 Ky. Christian 115 39

Morehead St.

Average RPI Win:	277	WON-LOST	WINNING	LAST 10	STRENGTH OF	OPP. STRENGTH	TEAM	ADJ.	CONF.	ADJ CONF.
Average RPI Loss:	31	RECORD	PCT. RANK	GAMES	SCHEDULE	OF SCHEDULE	RPI	RPI	RPI	RPI
DIV. I ONLY	3- 3	157	3- 3	224	48	172	172	31	31	
DIV. I NON-CONF.	3- 3	157	3- 3	224	48	172	172	31	31	
TOTALS	RPI 1-25	RPI 26-50	W-L RECORDS	RPI 51-100	RPI 101-150	RPI 150+				
3- 3	0- 2	0- 0	OVERALL	0- 1	0- 0	3- 0				
2- 0	0- 0	0- 0	HOME	0- 0	0- 0	2- 0				
1- 2	0- 0	0- 0	AWAY	0- 0	0- 0	1- 0				
0- 1	0- 1	0- 0	NEUTRAL	0- 0	0- 0	0- 0				
3- 3	0- 2	0- 0	NON-CONFERENCE	0- 1	0- 0	3- 0				
2- 0	0- 0	0- 0	HOME	0- 0	0- 0	2- 0				
1- 2	0- 1	0- 0	AWAY	0- 1	0- 0	1- 0				
0- 1	0- 1	0- 0	NEUTRAL	0- 0	0- 0	0- 0				
0- 0	0- 0	0- 0	CONFERENCE	0- 0	0- 0	0- 0				
0- 0	0- 0	0- 0	HOME	0- 0	0- 0	0- 0				
0- 0	0- 0	0- 0	AWAY	0- 0	0- 0	0- 0				
0- 0	0- 0	0- 0	NEUTRAL	0- 0	0- 0	0- 0				

RPI 1-25				RPI 26-50				RPI 51-100				RPI 101+ Team's RPI: 172			
RPI	S	Opponent	Score	RPI	S	Opponent	Score	RPI	S	Opponent	Score	RPI	S	Opponent	Score
12	N	Iowa	46 90					62	A	Dayton	52 88	227	A	Central Conn. St.	61 41
20	A	Syracuse	68 95									302	H	Mt. St. Mary's	75 67
												303	H	NJIT	55 43
LAST 12 Division I GAMES:															
303	H	NJIT	55 43	62	A	Dayton	52 88								
227	A	Central Conn. St.	61 41	20	A	Syracuse	68 95								
302	H	Mt. St. Mary's	75 67												
12	N	Iowa	46 90												

Non-Div I Games: Cheyney 123 53 Lincoln (PA) 60 41

Morgan St.

Average RPI Win:	267	WON-LOST	WINNING	LAST 10	STRENGTH OF	OPP. STRENGTH	TEAM	ADJ.	CONF.	ADJ CONF.
Average RPI Loss:	166	RECORD	PCT. RANK	GAMES	SCHEDULE	OF SCHEDULE	RPI	RPI	RPI	RPI
DIV. I ONLY	1- 6	297	1- 6	243	154	302	302	25	25	
DIV. I NON-CONF.	1- 6	297	1- 6	243	154	302	302	25	25	
TOTALS	RPI 1-25	RPI 26-50	W-L RECORDS	RPI 51-100	RPI 101-150	RPI 150+				
1- 6	0- 1	0- 0	OVERALL	0- 1	0- 0	1- 4				
1- 0	0- 0	0- 0	HOME	0- 0	0- 0	1- 0				
0- 6	0- 0	0- 0	AWAY	0- 0	0- 0	0- 0				
0- 0	0- 0	0- 0	NEUTRAL	0- 0	0- 0	0- 0				
1- 6	0- 1	0- 0	NON-CONFERENCE	0- 1	0- 0	1- 4				
1- 0	0- 0	0- 0	HOME	0- 0	0- 0	1- 0				
0- 6	0- 1	0- 0	AWAY	0- 1	0- 0	0- 4				
0- 0	0- 0	0- 0	NEUTRAL	0- 0	0- 0	0- 0				
0- 0	0- 0	0- 0	CONFERENCE	0- 0	0- 0	0- 0				
0- 0	0- 0	0- 0	HOME	0- 0	0- 0	0- 0				
0- 0	0- 0	0- 0	AWAY	0- 0	0- 0	0- 0				
0- 0	0- 0	0- 0	NEUTRAL	0- 0	0- 0	0- 0				

RPI 1-25				RPI 26-50				RPI 51-100				RPI 101+ Team's RPI: 302			
RPI	S	Opponent	Score	RPI	S	Opponent	Score	RPI	S	Opponent	Score	RPI	S	Opponent	Score
2	A	Notre Dame	65 121					61	A	Xavier	45 66	172	A	Morgan St.	67 75
												173	A	Lehigh	71 75
												253	A	Fairfield	65 76
												267	H	Loyola Maryland	71 63
												333	A	Coppin St.	54 68
LAST 12 Division I GAMES:															
333	A	Coppin St.	54 68	267	H	Loyola Maryland	71 63	173	A	Lehigh	71 75				
61	A	Xavier	45 66	172	A	Morgan St.	67 75	253	A	Fairfield	65 76				
2	A	Notre Dame	65 121												

Non-Div I Games:

Mt. St. Mary's

Average RPI Win:	345	WON-LOST	WINNING	LAST 10	STRENGTH OF	OPP. STRENGTH	TEAM	ADJ.	CONF.	ADJ CONF.
Average RPI Loss:	172	RECORD	PCT. RANK	GAMES	SCHEDULE	OF SCHEDULE	RPI	RPI	RPI	RPI
DIV. I ONLY	1- 6	297	1- 6	295	185	330	330	21	21	
DIV. I NON-CONF.	1- 6	297	1- 6	295	185	330	330	21	21	
TOTALS	RPI 1-25	RPI 26-50	W-L RECORDS	RPI 51-100	RPI 101-150	RPI 150+				
1- 6	0- 1	0- 1	OVERALL	0- 0	0- 1	1- 3				
1- 2	0- 0	0- 1	HOME	0- 0	0- 1	1- 0				
0- 4	0- 1	0- 0	AWAY	0- 0	0- 0	0- 3				
0- 0	0- 0	0- 0	NEUTRAL	0- 0	0- 0	0- 0				
1- 6	0- 1	0- 1	NON-CONFERENCE	0- 0	0- 1	1- 3				
1- 2	0- 0	0- 1	HOME	0- 0	0- 1	1- 0				
0- 4	0- 1	0- 0	AWAY	0- 0	0- 0	0- 3				
0- 0	0- 0	0- 0	NEUTRAL	0- 0	0- 0	0- 0				
0- 0	0- 0	0- 0	CONFERENCE	0- 0	0- 0	0- 0				
0- 0	0- 0	0- 0	HOME	0- 0	0- 0	0- 0				
0- 0	0- 0	0- 0	AWAY	0- 0	0- 0	0- 0				
0- 0	0- 0	0- 0	NEUTRAL	0- 0	0- 0	0- 0				

RPI 1-25				RPI 26-50				RPI 51-100				RPI 101+ Team's RPI: 330			
RPI	S	Opponent	Score	RPI	S	Opponent	Score	RPI	S	Opponent	Score	RPI	S	Opponent	Score
3	A	Louisville	51 115	40	H	Butler	59 88					150	H	ETSU	68 96
												251	A	Alabama A&M	54 71
												270	A	Lipscomb	64 65
												320	A	Evansville	81 89
												345	H	Northern Ky.	98 87
LAST 12 Division I GAMES:															
251	A	Alabama A&M	54 71	270	A	Lipscomb	64 65								
150	H	ETSU	68 96	345	H	Northern Ky.	98 87								
3	A	Louisville	51 115	40	H	Butler	59 88								
				320	A	Evansville	81 89								

Non-Div I Games: Bethel (TN) 81 76

Murray St.

Average RPI Win:	296	WON-LOST	WINNING	LAST 10	STRENGTH OF	OPP. STRENGTH	TEAM	ADJ.	CONF.	ADJ CONF.
Average RPI Loss:	163	RECORD	PCT. RANK	GAMES	SCHEDULE	OF SCHEDULE	RPI	RPI	RPI	RPI
DIV. I ONLY	2- 5	244	2- 5	247	305	304	304	31	31	
DIV. I NON-CONF.	2- 5	244	2- 5	247	305	304	304	31	31	
TOTALS	RPI 1-25	RPI 26-50	W-L RECORDS	RPI 51-100	RPI 101-150	RPI 150+				
2- 5	0- 0	0- 0	OVERALL	0- 1	0- 2	2- 2				
2- 1	0- 0	0- 0	HOME	0- 1	0- 0	2- 0				
0- 2	0- 0	0- 0	AWAY	0- 0	0- 1	0- 1				
0- 2	0- 0	0- 0	NEUTRAL	0- 0	0- 1	0- 1				
2- 5	0- 0	0- 0	NON-CONFERENCE	0- 1	0- 2	2- 2				
2- 1	0- 0	0- 0	HOME	0- 1	0- 0	2- 0				
0- 2	0- 0	0- 0	AWAY	0- 0	0- 1	0- 1				
0- 2	0- 0	0- 0	NEUTRAL	0- 0	0- 1	0- 1				
0- 0	0- 0	0- 0	CONFERENCE	0- 0	0- 0	0- 0				
0- 0	0- 0	0- 0	HOME	0- 0	0- 0	0- 0				
0- 0	0- 0	0- 0	AWAY	0- 0	0- 0	0- 0				
0- 0	0- 0	0- 0	NEUTRAL	0- 0	0- 0	0- 0				

RPI 1-25				RPI 26-50				RPI 51-100				RPI 101+				Team's RPI: 304	
RPI	S	Opponent	Score	RPI	S	Opponent	Score	RPI	S	Opponent	Score	RPI	S	Opponent	Score		
								83	H	Elon	59	90	126	A	Auburn	53	63
													144	N	Harvard	60	64
													170	N	Duquesne	60	73
													271	H	Appalachian St.	81	56
													292	A	UT Martin	63	76
													321	H	Ga. Southern	60	49
LAST 12 Division I GAMES:																	
				170	N	Duquesne	60	73					292	A	UT Martin	63	76
				271	H	Appalachian St.	81	56					144	N	Harvard	60	64
				126	A	Auburn	53	63									
				83	H	Elon	59	90									
				321	H	Ga. Southern	60	49									

Non-Div I Games:

N.C. A&T

Average RPI Win: 349		WON-LOST	WINNING	LAST 10	STRENGTH OF	OPP. STRENGTH	TEAM	ADJ.	CONF.	ADJ CONF.
Average RPI Loss: 204		RECORD	PCT. RANK	GAMES	SCHEDULE	OF SCHEDULE	RPI	RPI	RPI	RPI
DIV. I ONLY		1- 4	277	1- 4	262	340	324	324	31	31
DIV. I NON-CONF.		1- 4	277	1- 4	262	340	324	324	31	31
TOTALS	RPI 1-25	RPI 26-50		W-L RECORDS		RPI 51-100	RPI 101-150	RPI 150+		
1- 4	0- 0	0- 0		OVERALL		0- 0	0- 1	1- 3		
1- 1	0- 0	0- 0		HOME		0- 0	0- 1	1- 0		
0- 3	0- 0	0- 0		AWAY		0- 0	0- 0	0- 3		
0- 0	0- 0	0- 0		NEUTRAL		0- 0	0- 0	0- 0		
1- 4	0- 0	0- 0		NON-CONFERENCE		0- 0	0- 1	1- 3		
1- 1	0- 0	0- 0		HOME		0- 0	0- 1	1- 0		
0- 3	0- 0	0- 0		AWAY		0- 0	0- 0	0- 3		
0- 0	0- 0	0- 0		NEUTRAL		0- 0	0- 0	0- 0		
0- 0	0- 0	0- 0		CONFERENCE		0- 0	0- 0	0- 0		
0- 0	0- 0	0- 0		HOME		0- 0	0- 0	0- 0		
0- 0	0- 0	0- 0		AWAY		0- 0	0- 0	0- 0		
0- 0	0- 0	0- 0		NEUTRAL		0- 0	0- 0	0- 0		

RPI 1-25				RPI 26-50				RPI 51-100				RPI 101+				Team's RPI: 324	
RPI	S	Opponent	Score	RPI	S	Opponent	Score	RPI	S	Opponent	Score	RPI	S	Opponent	Score		
												110	H	Oregon St.	44	97	
												214	A	Colorado St.	48	85	
												226	A	Wofford	56	77	
												265	A	UNCW	63	89	
												349	H	Longwood	87	75	
LAST 12 Division I GAMES:																	
				265	A	UNCW	63	89				214	A	Colorado St.	48	85	
												110	H	Oregon St.	44	97	
												226	A	Wofford	56	77	
												349	H	Longwood	87	75	

Non-Div I Games: Johnson & Wales (NC68 51

N.C. Central

■ Loss, ■ Non-Conf, S Site, H Home A Away N Neutral

N
C
S
t
a
t
eN
C
S
t
a
t
e

NC State

Average RPI Win:	0	WON-LOST	WINNING	LAST 10	STRENGTH OF	OPP. STRENGTH	TEAM	ADJ.	CONF.	ADJ CONF.
Average RPI Loss:	170	RECORD	PCT. RANK	GAMES	SCHEDULE	OF SCHEDULE	RPI	RPI	RPI	RPI
DIV. I ONLY	0- 8	323	0- 8	118	307	303	303	14	14	
DIV. I NON-CONF.	0- 8	323	0- 8	118	307	303	303	14	14	
TOTALS	RPI 1-25	RPI 26-50	W-L RECORDS	RPI 51-100	RPI 101-150	RPI 150+				
0- 8	0- 0	0- 1	OVERALL	0- 0	0- 1	0- 6				
0- 3	0- 0	0- 0	HOME	0- 0	0- 0	0- 3				
0- 5	0- 0	0- 1	AWAY	0- 0	0- 1	0- 3				
0- 0	0- 0	0- 0	NEUTRAL	0- 0	0- 0	0- 0				
0- 8	0- 0	0- 1	NON-CONFERENCE	0- 0	0- 1	0- 6				
0- 3	0- 0	0- 0	HOME	0- 0	0- 0	0- 3				
0- 5	0- 0	0- 1	AWAY	0- 0	0- 1	0- 3				
0- 0	0- 0	0- 0	NEUTRAL	0- 0	0- 0	0- 0				
0- 0	0- 0	0- 0	CONFERENCE	0- 0	0- 0	0- 0				
0- 0	0- 0	0- 0	HOME	0- 0	0- 0	0- 0				
0- 0	0- 0	0- 0	AWAY	0- 0	0- 0	0- 0				
0- 0	0- 0	0- 0	NEUTRAL	0- 0	0- 0	0- 0				

RPI 1-25			RPI 26-50			RPI 51-100			RPI 101+			Team's RPI: 303
RPI	S	Opponent	Score	RPI	S	Opponent	Score	RPI	S	Opponent	Score	
				39	A	South Dakota St.	48 92					
								120	A	Army West Point	49 79	
								161	A	North Dakota St.	58 105	
								172	A	Morgan St.	43 55	
								200	A	Dartmouth	50 81	
								206	H	Fairleigh Dickinson	70 74	
								224	H	Saint Peter's	52 59	
								234	H	LIU Brooklyn	49 67	
LAST 12 Division I GAMES:												
206	H	Fairleigh Dickinson	70 74	172	A	Morgan St.	43 55					
161	A	North Dakota St.	58 105	234	H	LIU Brooklyn	49 67					
39	A	South Dakota St.	48 92	200	A	Dartmouth	50 81					
				120	A	Army West Point	49 79					
				224	H	Saint Peter's	52 59					

Non-Div I Games:

NJIT

0- 0		0- 0		0- 0		NEUTRAL		0- 0		0- 0		0- 0		Team's RPI: 128	
RPI	S	Opponent	Score	RPI	S	Opponent	Score	RPI	S	Opponent	Score	RPI	S	Opponent	Score
												161 H North Dakota St. 67 54 204 A Marist 77 70 219 H Monmouth 73 49 243 H St. Bonaventure 86 48 279 H Norfolk St. 70 51 298 H Rider 63 44 334 H Air Force 71 64			
LAST 12 Division I GAMES:															
219 H Monmouth 73 49				334 H Air Force 71 64											
243 H St. Bonaventure 86 48				279 H Norfolk St. 70 51											
161 H North Dakota St. 67 54				298 H Rider 63 44											
				204 A Marist 77 70											

Navy

Page 187

Average RPI Win: 243		WON-LOST	WINNING	LAST 10	STRENGTH OF	OPP. STRENGTH	TEAM	ADJ.	CONF.	ADJ CONF.
Average RPI Loss: 86		RECORD	PCT. RANK	GAMES	SCHEDULE	OF SCHEDULE	RPI	RPI	RPI	RPI
DIV. I ONLY		5- 3	111	5- 3	227	149	213	213	4	4
DIV. I NON-CONF.		5- 3	111	5- 3	227	149	213	213	4	4
TOTALS	RPI 1-25	RPI 26-50		W-L RECORDS		RPI 51-100	RPI 101-150	RPI 150+		
5- 3	0- 1	0- 0		OVERALL		1- 1	0- 1	4- 0		
4- 2	0- 0	0- 0		HOME		1- 1	0- 1	3- 0		
0- 0	0- 0	0- 0		AWAY		0- 0	0- 0	0- 0		
1- 1	0- 1	0- 0		NEUTRAL		0- 0	0- 0	1- 0		
5- 3	0- 1	0- 0		NON-CONFERENCE		1- 1	0- 1	4- 0		
4- 2	0- 0	0- 0		HOME		1- 1	0- 1	3- 0		
0- 0	0- 0	0- 0		AWAY		0- 0	0- 0	0- 0		
1- 1	0- 1	0- 0		NEUTRAL		0- 0	0- 0	1- 0		
0- 0	0- 0	0- 0		CONFERENCE		0- 0	0- 0	0- 0		
0- 0	0- 0	0- 0		HOME		0- 0	0- 0	0- 0		
0- 0	0- 0	0- 0		AWAY		0- 0	0- 0	0- 0		
0- 0	0- 0	0- 0		NEUTRAL		0- 0	0- 0	0- 0		

RPI 1-25			
RPI	S	Opponent	Score
22	N	Buffalo	72 82

RPI 26-50			
RPI	S	Opponent	Score

RPI 51-100			
RPI	S	Opponent	Score
86	H	Arkansas	80 69
100	H	Creighton	49 64

RPI 101+			
RPI	S	Opponent	Score
137	H	Clemson	66 67
225	H	SIUE	62 53
284	H	Ark.-Pine Bluff	73 52
299	H	UMKC	80 60
322	N	Coastal Caro.	55 47

Team's RPI: 213			
-----------------	--	--	--

LAST 12 Division I GAMES:			
322	N	Coastal Caro.	55 47
22	N	Buffalo	72 82
100	H	Creighton	49 64
86	H	Arkansas	80 69
299	H	UMKC	80 60
225	H	SIUE	62 53
284	H	Ark.-Pine Bluff	73 52
137	H	Clemson	66 67

Non-Div I Games:

Nebraska

■ Loss, ■ Non-Conf, S Site, H Home A Away N Neutral

Average RPI Win:	176	WON-LOST	WINNING	LAST 10	STRENGTH OF	OPP. STRENGTH	TEAM	ADJ.	CONF.	ADJ CONF.
Average RPI Loss:	73	RECORD	PCT. RANK	GAMES	SCHEDULE	OF SCHEDULE	RPI	RPI	RPI	RPI
DIV. I ONLY	4- 4	157	4- 4	78	38	133	133	27	27	
DIV. I NON-CONF.	4- 4	157	4- 4	78	38	133	133	27	27	
TOTALS	RPI 1-25	RPI 26-50	W-L RECORDS	RPI 51-100	RPI 101-150	RPI 150+				
4- 4	0- 2	0- 0	OVERALL	0- 0	1- 1	3- 1				
3- 2	0- 1	0- 0	HOME	0- 0	1- 0	2- 1				
0- 1	0- 1	0- 0	AWAY	0- 0	0- 0	0- 0				
1- 1	0- 0	0- 0	NEUTRAL	0- 0	0- 1	1- 0				
4- 4	0- 2	0- 0	NON-CONFERENCE	0- 0	1- 1	3- 1				
3- 2	0- 1	0- 0	HOME	0- 0	1- 0	2- 1				
0- 1	0- 1	0- 0	AWAY	0- 0	0- 0	0- 0				
1- 1	0- 0	0- 0	NEUTRAL	0- 0	0- 1	1- 0				
0- 0	0- 0	0- 0	CONFERENCE	0- 0	0- 0	0- 0				
0- 0	0- 0	0- 0	HOME	0- 0	0- 0	0- 0				
0- 0	0- 0	0- 0	AWAY	0- 0	0- 0	0- 0				
0- 0	0- 0	0- 0	NEUTRAL	0- 0	0- 0	0- 0				

RPI 1-25				RPI 26-50				RPI 51-100				RPI 101+				Team's RPI: 133	
RPI	S	Opponent	Score	RPI	S	Opponent	Score	RPI	S	Opponent	Score	RPI	S	Opponent	Score		
1	H	UConn	57 88									110	N	Oregon St.	49 89		
17	A	Utah	61 87									136	H	Sacramento St.	95 68		
												165	H	Pepperdine	72 77		
												175	N	Montana St.	67 53		
												182	H	Portland St.	67 55		
												210	H	SMU	80 72		
LAST 12 Division I GAMES:																	
182	H	Portland St.	67 55	175	N	Montana St.	67 53										
17	A	Utah	61 87	110	N	Oregon St.	49 89										
				1	H	UConn	57 88										
				210	H	SMU	80 72										
				136	H	Sacramento St.	95 68										
				165	H	Pepperdine	72 77										

Non-Div I Games:

Nevada

Average RPI Win:	221	WON-LOST	WINNING	LAST 10	STRENGTH OF	OPP. STRENGTH	TEAM	ADJ.	CONF.	ADJ CONF.
Average RPI Loss:	70	RECORD	PCT. RANK	GAMES	SCHEDULE	OF SCHEDULE	RPI	RPI	RPI	RPI
DIV. I ONLY	5- 2	72	5- 2	236	133	113	113	24	24	
DIV. I NON-CONF.	5- 2	72	5- 2	236	133	113	113	24	24	
TOTALS	RPI 1-25	RPI 26-50	W-L RECORDS	RPI 51-100	RPI 101-150	RPI 150+				
5- 2	0- 0	0- 0	OVERALL	0- 2	1- 0	4- 0				
2- 0	0- 0	0- 0	HOME	0- 0	1- 0	1- 0				
2- 1	0- 0	0- 0	AWAY	0- 1	0- 0	2- 0				
1- 1	0- 0	0- 0	NEUTRAL	0- 1	0- 0	1- 0				
5- 2	0- 0	0- 0	NON-CONFERENCE	0- 2	1- 0	4- 0				
2- 0	0- 0	0- 0	HOME	0- 0	1- 0	1- 0				
2- 1	0- 0	0- 0	AWAY	0- 1	0- 0	2- 0				
1- 1	0- 0	0- 0	NEUTRAL	0- 1	0- 0	1- 0				
0- 0	0- 0	0- 0	CONFERENCE	0- 0	0- 0	0- 0				
0- 0	0- 0	0- 0	HOME	0- 0	0- 0	0- 0				
0- 0	0- 0	0- 0	AWAY	0- 0	0- 0	0- 0				
0- 0	0- 0	0- 0	NEUTRAL	0- 0	0- 0	0- 0				

RPI 1-25				RPI 26-50				RPI 51-100				RPI 101+				Team's RPI: 113	
RPI	S	Opponent	Score	RPI	S	Opponent	Score	RPI	S	Opponent	Score	RPI	S	Opponent	Score		
								61	A	Xavier	66	71	109	H	Boston U.	72	57
								79	N	La Salle	51	59	168	H	Northeastern	65	50
													253	N	Fairfield	71	61
													278	A	Bryant	74	65
													295	A	Wagner	65	53
LAST 12 Division I GAMES:																	
				168	H	Northeastern	65	50	295	A	Wagner	65	53				
				253	N	Fairfield	71	61	109	H	Boston U.	72	57				
				79	N	La Salle	51	59	61	A	Xavier	66	71				
				278	A	Bryant	74	65									

Non-Div I Games:	Colby-Sawyer	64	40
------------------	--------------	----	----

New Hampshire

Loss, Non-Conf, S Site, H Home A Away N Neutral

Average RPI Win:	169	WON-LOST	WINNING	LAST 10	STRENGTH OF	OPP. STRENGTH	TEAM	ADJ.	CONF.	ADJ CONF.
Average RPI Loss:	0	RECORD	PCT. RANK	GAMES	SCHEDULE	OF SCHEDULE	RPI	RPI	RPI	RPI
DIV. I ONLY	8- 0	1	8- 0	185	36	30	30	27	27	
DIV. I NON-CONF.	8- 0	1	8- 0	185	36	30	30	27	27	
TOTALS	RPI 1-25	RPI 26-50	W-L RECORDS	RPI 51-100	RPI 101-150	RPI 150+				
8- 0	0- 0	0- 0	OVERALL	3- 0	0- 0	5- 0				
6- 0	0- 0	0- 0	HOME	2- 0	0- 0	4- 0				
2- 0	0- 0	0- 0	AWAY	1- 0	0- 0	1- 0				
0- 0	0- 0	0- 0	NEUTRAL	0- 0	0- 0	0- 0				
8- 0	0- 0	0- 0	NON-CONFERENCE	3- 0	0- 0	5- 0				
6- 0	0- 0	0- 0	HOME	2- 0	0- 0	4- 0				
2- 0	0- 0	0- 0	AWAY	1- 0	0- 0	1- 0				
0- 0	0- 0	0- 0	NEUTRAL	0- 0	0- 0	0- 0				
0- 0	0- 0	0- 0	CONFERENCE	0- 0	0- 0	0- 0				
0- 0	0- 0	0- 0	HOME	0- 0	0- 0	0- 0				
0- 0	0- 0	0- 0	AWAY	0- 0	0- 0	0- 0				
0- 0	0- 0	0- 0	NEUTRAL	0- 0	0- 0	0- 0				

RPI 1-25				RPI 26-50				Team's RPI: 30				RPI 51-100				RPI 101+			
RPI	S	Opponent	Score	RPI	S	Opponent	Score	RPI	S	Opponent	Score	RPI	S	Opponent	Score	RPI	S	Opponent	Score
												70	H	Western Mich.	88 76	156	H	Illinois	97 68
												85	A	UTEP	59 35	218	H	Wichita St.	76 62
												93	H	Marquette	88 87	228	A	New Mexico St.	101 93
																228	H	New Mexico St.	86 75
																273	H	UC Irvine	83 61
LAST 12 Division I GAMES:																			
				273	H	UC Irvine	83 61					228	A	New Mexico St.	101 93				
				218	H	Wichita St.	76 62					85	A	UTEP	59 35				
				228	H	New Mexico St.	86 75					156	H	Illinois	97 68				
				93	H	Marquette	88 87												
				70	H	Western Mich.	88 76												

Non-Div I Games: Northern N.M. 107 66

New Mexico

Average RPI Win:	202	WON-LOST	WINNING	LAST 10	STRENGTH OF	OPP. STRENGTH	TEAM	ADJ.	CONF.	ADJ CONF.
Average RPI Loss:	81	RECORD	PCT. RANK	GAMES	SCHEDULE	OF SCHEDULE	RPI	RPI	RPI	RPI
DIV. I ONLY	1- 5	288	1- 5	52	159	228	228	32	32	
DIV. I NON-CONF.	1- 5	288	1- 5	52	159	228	228	32	32	
TOTALS	RPI 1-25	RPI 26-50	W-L RECORDS	RPI 51-100	RPI 101-150	RPI 150+				
1- 5	0- 0	0- 2	OVERALL	0- 2	0- 0	1- 1				
1- 2	0- 0	0- 1	HOME	0- 1	0- 0	1- 0				
0- 1	0- 0	0- 1	AWAY	0- 0	0- 0	0- 0				
0- 2	0- 0	0- 0	NEUTRAL	0- 1	0- 0	0- 1				
1- 5	0- 0	0- 2	NON-CONFERENCE	0- 2	0- 0	1- 1				
1- 2	0- 0	0- 1	HOME	0- 1	0- 0	1- 0				
0- 1	0- 0	0- 1	AWAY	0- 0	0- 0	0- 0				
0- 2	0- 0	0- 0	NEUTRAL	0- 1	0- 0	0- 1				
0- 0	0- 0	0- 0	CONFERENCE	0- 0	0- 0	0- 0				
0- 0	0- 0	0- 0	HOME	0- 0	0- 0	0- 0				
0- 0	0- 0	0- 0	AWAY	0- 0	0- 0	0- 0				
0- 0	0- 0	0- 0	NEUTRAL	0- 0	0- 0	0- 0				

RPI 1-25			RPI 26-50			RPI 51-100			RPI 101+			Team's RPI: 228
RPI	S	Opponent	Score	RPI	S	Opponent	Score	RPI	S	Opponent	Score	
30	A	New Mexico	75 86	30	H	New Mexico	93 101	70	H	Western Mich.	55 64	190 N Texas Southern 50 66
30	H	New Mexico	93 101	86	N	Arkansas	60 69	202	H	A&M-Corpus Christi	70 61	
LAST 12 Division I GAMES:												
30	H	New Mexico	93 101	86	N	Arkansas	60 69	190	N	Texas Southern	50 66	
				202	H	A&M-Corpus Christi	70 61					
				30	A	New Mexico	75 86					
				70	H	Western Mich.	55 64					

Non-Div I Games: Tex. Permian Basin 85 58

New Mexico St.

Average RPI Win:	296	WON-LOST	WINNING	LAST 10	STRENGTH OF	OPP. STRENGTH	TEAM	ADJ.	CONF.	ADJ CONF.
Average RPI Loss:	94	RECORD	PCT. RANK	GAMES	SCHEDULE	OF SCHEDULE	RPI	RPI	RPI	RPI
DIV. I ONLY	1- 6	297	1- 6	97	121	248	248	22	22	
DIV. I NON-CONF.	1- 6	297	1- 6	97	121	248	248	22	22	
TOTALS	RPI 1-25	RPI 26-50	W-L RECORDS	RPI 51-100	RPI 101-150	RPI 150+				
1- 6	0- 0	0- 2	OVERALL	0- 2	0- 0	1- 2				
1- 2	0- 0	0- 1	HOME	0- 1	0- 0	1- 0				
0- 4	0- 0	0- 0	AWAY	0- 0	0- 0	0- 0				
0- 0	0- 0	0- 0	NEUTRAL	0- 0	0- 0	0- 0				
1- 6	0- 0	0- 2	NON-CONFERENCE	0- 2	0- 0	1- 2				
1- 2	0- 0	0- 1	HOME	0- 1	0- 0	1- 0				
0- 4	0- 0	0- 1	AWAY	0- 1	0- 0	0- 2				
0- 0	0- 0	0- 0	NEUTRAL	0- 0	0- 0	0- 0				
0- 0	0- 0	0- 0	CONFERENCE	0- 0	0- 0	0- 0				
0- 0	0- 0	0- 0	HOME	0- 0	0- 0	0- 0				
0- 0	0- 0	0- 0	AWAY	0- 0	0- 0	0- 0				
0- 0	0- 0	0- 0	NEUTRAL	0- 0	0- 0	0- 0				

RPI S	Opponent	Score	RPI S	Opponent	Score	RPI S	Opponent	Score	RPI S	Opponent	Score	Team's RPI: 248
36	H Houston	66 78	41	A Missouri	45 81	68	A South Ala.	45 67	153	A Miami (FL)	46 76	
						99	H Jacksonville St.	54 59	169	A Louisiana	57 66	
									296	H CSUN	76 73	
LAST 12 Division I GAMES:												
99	H Jacksonville St.	54 59	41	A Missouri	45 81							
68	A South Ala.	45 67										
153	A Miami (FL)	46 76										
36	H Houston	66 78										
296	H CSUN	76 73										
169	A Louisiana	57 66										

Non-Div I Games:

New Orleans

Niagara

Through Games Of Dec. 3, 2017

Average RPI Win:	151	WON-LOST	WINNING	LAST 10	STRENGTH OF	OPP. STRENGTH	TEAM	ADJ.	CONF.	ADJ CONF.
Average RPI Loss:	137	RECORD	PCT. RANK	GAMES	SCHEDULE	OF SCHEDULE	RPI	RPI	RPI	RPI
DIV. I ONLY	1- 7	311	1- 7	135	141	258	258	19	19	
DIV. I NON-CONF.	1- 7	311	1- 7	135	141	258	258	19	19	
TOTALS	RPI 1-25	RPI 26-50	W-L RECORDS	RPI 51-100	RPI 101-150	RPI 150+				
1- 7	0- 0	0- 1	OVERALL	0- 1	0- 1	1- 4				
0- 2	0- 0	0- 0	HOME	0- 1	0- 0	0- 1				
0- 4	0- 0	0- 1	AWAY	0- 0	0- 1	0- 2				
1- 1	0- 0	0- 0	NEUTRAL	0- 0	0- 0	1- 1				
1- 7	0- 0	0- 1	NON-CONFERENCE	0- 1	0- 1	1- 4				
0- 2	0- 0	0- 0	HOME	0- 1	0- 0	0- 1				
0- 4	0- 0	0- 1	AWAY	0- 0	0- 1	0- 2				
1- 1	0- 0	0- 0	NEUTRAL	0- 0	0- 0	1- 1				
0- 0	0- 0	0- 0	CONFERENCE	0- 0	0- 0	0- 0				
0- 0	0- 0	0- 0	HOME	0- 0	0- 0	0- 0				
0- 0	0- 0	0- 0	AWAY	0- 0	0- 0	0- 0				
0- 0	0- 0	0- 0	NEUTRAL	0- 0	0- 0	0- 0				

RPI 1-25				RPI 26-50				RPI 51-100				RPI 101+				Team's RPI: 258	
RPI	S	Opponent	Score	RPI	S	Opponent	Score	RPI	S	Opponent	Score	RPI	S	Opponent	Score		
				34	A	Maryland	65 92	52	H	Saint Joseph's	69 93	111	A	Hartford	65 83		
												151	N	Louisiana Tech	73 67		
												158	A	Oakland	59 67		
												169	N	Louisiana	52 68		
												195	H	Cleveland St.	61 70		
												243	A	St. Bonaventure	58 76		
LAST 12 Division I GAMES:																	
				52	H	Saint Joseph's	69 93	111	A	Hartford	65 83						
				243	A	St. Bonaventure	58 76	195	H	Cleveland St.	61 70						
								151	N	Louisiana Tech	73 67						
								169	N	Louisiana	52 68						
								158	A	Oakland	59 67						
								34	A	Maryland	65 92						

Non-Div I Games:

Niagara

Loss, Non-Conf, S Site, H Home A Away N Neutral

Average RPI Win:	314	WON-LOST	WINNING	LAST 10	STRENGTH OF	OPP. STRENGTH	TEAM	ADJ.	CONF.	ADJ CONF.
Average RPI Loss:	144	RECORD	PCT. RANK	GAMES	SCHEDULE	OF SCHEDULE	RPI	RPI	RPI	RPI
DIV. I ONLY	1- 4	277	1- 4	113	306	236	236	22	22	
DIV. I NON-CONF.	1- 4	277	1- 4	113	306	236	236	22	22	
TOTALS	RPI 1-25	RPI 26-50	W-L RECORDS	RPI 51-100	RPI 101-150	RPI 150+				
1- 4	0- 0	0- 0	OVERALL	0- 1	0- 1	1- 2				
0- 1	0- 0	0- 0	HOME	0- 0	0- 1	0- 0				
1- 2	0- 0	0- 0	AWAY	0- 1	0- 0	1- 1				
0- 1	0- 0	0- 0	NEUTRAL	0- 0	0- 0	0- 1				
1- 4	0- 0	0- 0	NON-CONFERENCE	0- 1	0- 1	1- 2				
0- 1	0- 0	0- 0	HOME	0- 0	0- 1	0- 0				
1- 2	0- 0	0- 0	AWAY	0- 1	0- 0	1- 1				
0- 1	0- 0	0- 0	NEUTRAL	0- 0	0- 0	0- 1				
0- 0	0- 0	0- 0	CONFERENCE	0- 0	0- 0	0- 0				
0- 0	0- 0	0- 0	HOME	0- 0	0- 0	0- 0				
0- 0	0- 0	0- 0	AWAY	0- 0	0- 0	0- 0				
0- 0	0- 0	0- 0	NEUTRAL	0- 0	0- 0	0- 0				

RPI 1-25			RPI 26-50			RPI 51-100			RPI 101+			Team's RPI: 236
RPI	S	Opponent	Score	RPI	S	Opponent	Score	RPI	S	Opponent	Score	
						69 A LSU	50 65			123 H Jacksonville	61 69	
										174 N Bradley	65 75	
										210 A SMU	61 68	
										314 A Jackson St.	90 64	
LAST 12 Division I GAMES:												
314	A	Jackson St.	90 64	210	A	SMU	61 68					
174	N	Bradley	65 75									
69	A	LSU	50 65									
123	H	Jacksonville	61 69									

Non-Div I Games: Spring Hill 78 70 Evangel 72 55 Southern-N.O. 83 45

Nicholls St.

Average RPI Win: 279		WON-LOST	WINNING	LAST 10	STRENGTH OF	OPP. STRENGTH	TEAM	ADJ.	CONF.	ADJ CONF.
Average RPI Loss: 187		RECORD	PCT. RANK	GAMES	SCHEDULE	OF SCHEDULE	RPI	RPI	RPI	RPI
DIV. I ONLY		2- 5	244	2- 5	246	314	279	279	31	31
DIV. I NON-CONF.		2- 5	244	2- 5	246	314	279	279	31	31
TOTALS		RPI 1-25	RPI 26-50	W-L RECORDS	RPI 51-100	RPI 101-150	RPI 150+			
2- 5	0- 0		0- 0	OVERALL	0- 0	0- 2	2- 3			
0- 2	0- 0		0- 0	HOME	0- 0	0- 1	0- 1			
1- 2	0- 0		0- 0	AWAY	0- 0	0- 1	1- 1			
1- 1	0- 0		0- 0	NEUTRAL	0- 0	0- 0	1- 1			
2- 5	0- 0		0- 0	NON-CONFERENCE	0- 0	0- 2	2- 3			
0- 2	0- 0		0- 0	HOME	0- 0	0- 1	0- 1			
1- 2	0- 0		0- 0	AWAY	0- 0	0- 1	1- 1			
1- 1	0- 0		0- 0	NEUTRAL	0- 0	0- 0	1- 1			
0- 0	0- 0		0- 0	CONFERENCE	0- 0	0- 0	0- 0			
0- 0	0- 0		0- 0	HOME	0- 0	0- 0	0- 0			
0- 0	0- 0		0- 0	AWAY	0- 0	0- 0	0- 0			
0- 0	0- 0		0- 0	NEUTRAL	0- 0	0- 0	0- 0			

RPI 1-25				RPI 26-50				RPI 51-100				RPI 101+				Team's RPI: 279	
RPI	S	Opponent	Score	RPI	S	Opponent	Score	RPI	S	Opponent	Score	RPI	S	Opponent	Score		
												102	H	High Point	56	59	
												128	A	Navy	51	70	
												163	N	Bowling Green	50	59	
												215	N	St. Francis Brooklyn	52	51	
												267	H	Loyola Maryland	58	61	
												274	A	East Carolina	46	51	
												342	A	VCU	66	52	
LAST 12 Division I GAMES:																	
				128	A	Navy	51	70	274	A	East Carolina	46	51				
				342	A	VCU	66	52	102	H	High Point	56	59				
									215	N	St. Francis Brooklyn	52	51				
									163	N	Bowling Green	50	59				
									267	H	Loyola Maryland	58	61				

Non-Div I Games:

Norfolk St.

■ Loss, ■ Non-Conf, S Site, H Home A Away N Neutral

Average RPI Win:	151	WON-LOST	WINNING	LAST 10	STRENGTH OF	OPP. STRENGTH	TEAM	ADJ.	CONF.	ADJ CONF.
Average RPI Loss:	87	RECORD	PCT. RANK	GAMES	SCHEDULE	OF SCHEDULE	RPI	RPI	RPI	RPI
DIV. I ONLY	6- 2	60	6- 2	57	139	71	71	3	3	
DIV. I NON-CONF.	6- 2	60	6- 2	57	139	71	71	3	3	
TOTALS	RPI 1-25	RPI 26-50	W-L RECORDS	RPI 51-100	RPI 101-150	RPI 150+				
6- 2	0- 0	1- 0	OVERALL	1- 1	1- 1	3- 0				
6- 2	0- 0	1- 0	HOME	1- 1	1- 1	3- 0				
0- 0	0- 0	0- 0	AWAY	0- 0	0- 0	0- 0				
0- 0	0- 0	0- 0	NEUTRAL	0- 0	0- 0	0- 0				
6- 2	0- 0	1- 0	NON-CONFERENCE	1- 1	1- 1	3- 0				
6- 2	0- 0	1- 0	HOME	1- 1	1- 1	3- 0				
0- 0	0- 0	0- 0	AWAY	0- 0	0- 0	0- 0				
0- 0	0- 0	0- 0	NEUTRAL	0- 0	0- 0	0- 0				
0- 0	0- 0	0- 0	CONFERENCE	0- 0	0- 0	0- 0				
0- 0	0- 0	0- 0	HOME	0- 0	0- 0	0- 0				
0- 0	0- 0	0- 0	AWAY	0- 0	0- 0	0- 0				
0- 0	0- 0	0- 0	NEUTRAL	0- 0	0- 0	0- 0				

RPI 1-25				RPI 26-50				RPI 51-100				Team's RPI: 71				RPI 101+			
RPI	S	Opponent	Score	RPI	S	Opponent	Score	RPI	S	Opponent	Score	RPI	S	Opponent	Score	RPI	S	Opponent	Score
				37	H	Colorado	87 80					54	H	Minnesota	88 83	105	H	Hampton	66 70
												68	H	South Ala.	84 85	111	H	Hartford	90 70
																166	H	Radford	79 46
																265	H	UNCW	86 60
																271	H	Appalachian St.	56 43
LAST 12 Division I GAMES:																			
				271	H	Appalachian St.	56 43	68	H	South Ala.	84 85								
				111	H	Hartford	90 70	166	H	Radford	79 46								
				54	H	Minnesota	88 83	37	H	Colorado	87 80								
				265	H	UNCW	86 60	105	H	Hampton	66 70								

Non-Div I Games:

North Carolina

Loss, Non-Conf, S Site, H Home A Away N Neutral

North Dakota

Through Games Of Dec. 3, 2017

Average RPI Win:	195	WON-LOST	WINNING	LAST 10	STRENGTH OF	OPP. STRENGTH	TEAM	ADJ.	CONF.	ADJ CONF.
Average RPI Loss:	75	RECORD	PCT. RANK	GAMES	SCHEDULE	OF SCHEDULE	RPI	RPI	RPI	RPI
DIV. I ONLY	4- 2	98	4- 2	225	59	91	91	20	20	
DIV. I NON-CONF.	4- 2	98	4- 2	225	59	91	91	20	20	
TOTALS	RPI 1-25	RPI 26-50	W-L RECORDS	RPI 51-100	RPI 101-150	RPI 150+				
4- 2	0- 0	0- 1	OVERALL	0- 0	1- 1	3- 0				
2- 0	0- 0	0- 0	HOME	0- 0	0- 0	2- 0				
1- 2	0- 0	0- 1	AWAY	0- 0	0- 1	1- 0				
1- 0	0- 0	0- 0	NEUTRAL	0- 0	1- 0	0- 0				
4- 2	0- 0	0- 1	NON-CONFERENCE	0- 0	1- 1	3- 0				
2- 0	0- 0	0- 0	HOME	0- 0	0- 0	2- 0				
1- 2	0- 0	0- 1	AWAY	0- 0	0- 1	1- 0				
1- 0	0- 0	0- 0	NEUTRAL	0- 0	1- 0	0- 0				
0- 0	0- 0	0- 0	CONFERENCE	0- 0	0- 0	0- 0				
0- 0	0- 0	0- 0	HOME	0- 0	0- 0	0- 0				
0- 0	0- 0	0- 0	AWAY	0- 0	0- 0	0- 0				
0- 0	0- 0	0- 0	NEUTRAL	0- 0	0- 0	0- 0				

RPI 1-25				RPI 26-50				RPI 51-100				Team's RPI: 91				RPI 101+			
RPI	S	Opponent	Score	RPI	S	Opponent	Score	RPI	S	Opponent	Score	RPI	S	Opponent	Score	RPI	S	Opponent	Score
				39	A	South Dakota St.	52 66					110	A	Oregon St.	55 65				
												135	N	Lamar University	73 70				
												171	H	UNI	80 72				
												216	A	UTSA	60 47				
												256	H	Massachusetts	82 52				
LAST 12 Division I GAMES:																			
				135	N	Lamar University	73 70					171	H	UNI	80 72				
				256	H	Massachusetts	82 52					216	A	UTSA	60 47				
				39	A	South Dakota St.	52 66												
				110	A	Oregon St.	55 65												

Non-Div I Games:

North Dakota

■ Loss,
 ■ Non-Conf,
 ■ S Site,
 ■ H Home
 ■ A Away
 N Neutral

Average RPI Win:	298	WON-LOST	WINNING	LAST 10	STRENGTH OF	OPP. STRENGTH	TEAM	ADJ.	CONF.	ADJ CONF.
Average RPI Loss:	80	RECORD	PCT. RANK	GAMES	SCHEDULE	OF SCHEDULE	RPI	RPI	RPI	RPI
DIV. I ONLY	3- 3	157	3- 3	151	293	161	161	12	12	
DIV. I NON-CONF.	3- 3	157	3- 3	151	293	161	161	12	12	
TOTALS	RPI 1-25	RPI 26-50	W-L RECORDS	RPI 51-100	RPI 101-150	RPI 150+				
3- 3	0- 0	0- 1	OVERALL	0- 1	0- 1	3- 0				
2- 0	0- 0	0- 0	HOME	0- 0	0- 0	2- 0				
0- 3	0- 0	0- 1	AWAY	0- 1	0- 1	0- 0				
1- 0	0- 0	0- 0	NEUTRAL	0- 0	0- 0	1- 0				
3- 3	0- 0	0- 1	NON-CONFERENCE	0- 1	0- 1	3- 0				
2- 0	0- 0	0- 0	HOME	0- 0	0- 0	2- 0				
0- 3	0- 0	0- 1	AWAY	0- 1	0- 1	0- 0				
1- 0	0- 0	0- 0	NEUTRAL	0- 0	0- 0	1- 0				
0- 0	0- 0	0- 0	CONFERENCE	0- 0	0- 0	0- 0				
0- 0	0- 0	0- 0	HOME	0- 0	0- 0	0- 0				
0- 0	0- 0	0- 0	AWAY	0- 0	0- 0	0- 0				
0- 0	0- 0	0- 0	NEUTRAL	0- 0	0- 0	0- 0				

RPI 1-25				RPI 26-50				RPI 51-100				RPI 101+				Team's RPI: 161	
RPI	S	Opponent	Score	RPI	S	Opponent	Score	RPI	S	Opponent	Score	RPI	S	Opponent	Score		
				37	A	Colorado	59 108	74	A	Milwaukee	38 74	128	A	Navy	54 67		
												256	H	Massachusetts	82 70		
												303	H	NJIT	105 58		
												336	N	UMBC	67 53		
LAST 12 Division I GAMES:																	
				74	A	Milwaukee	38 74	336	N	UMBC	67 53						
				37	A	Colorado	59 108	128	A	Navy	54 67						
								256	H	Massachusetts	82 70						
								303	H	NJIT	105 58						

Non-Div I Games: Valley City St. 67 58 Mayville St. 87 43

North Dakota St.

Loss, Non-Conf, S Site, H Home A Away N Neutral

North Florida

Through Games Of Dec. 3, 2017

Average RPI Win:	276	WON-LOST	WINNING	LAST 10	STRENGTH OF	OPP. STRENGTH	TEAM	ADJ.	CONF.	ADJ CONF.
Average RPI Loss:	118	RECORD	PCT. RANK	GAMES	SCHEDULE	OF SCHEDULE	RPI	RPI	RPI	RPI
DIV. I ONLY	2- 4	229	2- 4	35	298	108	108	14	14	
DIV. I NON-CONF.	2- 4	229	2- 4	35	298	108	108	14	14	
TOTALS	RPI 1-25	RPI 26-50	W-L RECORDS	RPI 51-100	RPI 101-150	RPI 150+				
2- 4	0- 2	0- 0	OVERALL	0- 0	0- 0	2- 2				
1- 0	0- 0	0- 0	HOME	0- 0	0- 0	1- 0				
1- 3	0- 2	0- 0	AWAY	0- 0	0- 0	1- 1				
0- 1	0- 0	0- 0	NEUTRAL	0- 0	0- 0	0- 1				
2- 4	0- 2	0- 0	NON-CONFERENCE	0- 0	0- 0	2- 2				
1- 0	0- 0	0- 0	HOME	0- 0	0- 0	1- 0				
1- 3	0- 2	0- 0	AWAY	0- 0	0- 0	1- 1				
0- 1	0- 0	0- 0	NEUTRAL	0- 0	0- 0	0- 1				
0- 0	0- 0	0- 0	CONFERENCE	0- 0	0- 0	0- 0				
0- 0	0- 0	0- 0	HOME	0- 0	0- 0	0- 0				
0- 0	0- 0	0- 0	AWAY	0- 0	0- 0	0- 0				
0- 0	0- 0	0- 0	NEUTRAL	0- 0	0- 0	0- 0				

RPI 1-25				RPI 26-50				RPI 51-100				RPI 101+ Team's RPI: 108			
RPI	S	Opponent	Score	RPI	S	Opponent	Score	RPI	S	Opponent	Score	RPI	S	Opponent	Score
8	A	Florida St.	51 109									219	N	Monmouth	57 67
11	A	West Virginia	59 87									220	A	Morehead St.	61 56
												233	A	Fla. Atlantic	75 83
												331	H	Bethune-Cookman	70 63
LAST 12 Division I GAMES:															
				219	N	Monmouth	57 67	233	A	Fla. Atlantic	75 83				
				11	A	West Virginia	59 87	331	H	Bethune-Cookman	70 63				
				220	A	Morehead St.	61 56								
				8	A	Florida St.	51 109								

Non-Div I Games: Warner 74 38 Webber Int'l 81 53

North Florida

Loss, Non-Conf, S Site, H Home A Away N Neutral

Average RPI Win: 253		WON-LOST	WINNING	LAST 10	STRENGTH OF	OPP. STRENGTH	TEAM	ADJ.	CONF.	ADJ CONF.
Average RPI Loss: 9		RECORD	PCT. RANK	GAMES	SCHEDULE	OF SCHEDULE	RPI	RPI	RPI	RPI
DIV. I ONLY		4- 1	45	4- 1	300	19	154	154	16	16
DIV. I NON-CONF.		4- 1	45	4- 1	300	19	154	154	16	16
TOTALS	RPI 1-25	RPI 26-50		W-L RECORDS		RPI 51-100	RPI 101-150	RPI 150+		
4- 1	0- 1	0- 0		OVERALL		0- 0	0- 0	4- 0		
2- 1	0- 1	0- 0		HOME		0- 0	0- 0	2- 0		
0- 0	0- 0	0- 0		AWAY		0- 0	0- 0	0- 0		
2- 0	0- 0	0- 0		NEUTRAL		0- 0	0- 0	2- 0		
4- 1	0- 1	0- 0		NON-CONFERENCE		0- 0	0- 0	4- 0		
2- 1	0- 1	0- 0		HOME		0- 0	0- 0	2- 0		
0- 0	0- 0	0- 0		AWAY		0- 0	0- 0	0- 0		
2- 0	0- 0	0- 0		NEUTRAL		0- 0	0- 0	2- 0		
0- 0	0- 0	0- 0		CONFERENCE		0- 0	0- 0	0- 0		
0- 0	0- 0	0- 0		HOME		0- 0	0- 0	0- 0		
0- 0	0- 0	0- 0		AWAY		0- 0	0- 0	0- 0		
0- 0	0- 0	0- 0		NEUTRAL		0- 0	0- 0	0- 0		

RPI 1-25				RPI 26-50				RPI 51-100				RPI 101+				Team's RPI: 154	
RPI	S	Opponent	Score	RPI	S	Opponent	Score	RPI	S	Opponent	Score	RPI	S	Opponent	Score		
9	H	Kansas St.	54 55									210	H	SMU	47 40		
												231	H	Tulsa	66 43		
												247	N	Detroit Mercy	63 57		
												322	N	Coastal Caro.	50 34		
LAST 12 Division I GAMES:																	
				231	H	Tulsa	66 43	247	N	Detroit Mercy	63 57						
				210	H	SMU	47 40	322	N	Coastal Caro.	50 34						
								9	H	Kansas St.	54 55						

Non-Div I Games:	Mid-Amer. Christian86	52	Tex. A&M Int'l	64	38
------------------	-----------------------	----	----------------	----	----

North Texas

■ Loss, ■ Non-Conf, S Site, H Home A Away N Neutral

Northeastern

Through Games Of Dec. 3, 2017

Average RPI Win:	238	WON-LOST	WINNING	LAST 10	STRENGTH OF	OPP. STRENGTH	TEAM	ADJ.	CONF.	ADJ CONF.
Average RPI Loss:	88	RECORD	PCT. RANK	GAMES	SCHEDULE	OF SCHEDULE	RPI	RPI	RPI	RPI
DIV. I ONLY	3- 4	194	3- 4	100	186	168	168	10	10	
DIV. I NON-CONF.	3- 4	194	3- 4	100	186	168	168	10	10	
TOTALS	RPI 1-25	RPI 26-50	W-L RECORDS	RPI 51-100	RPI 101-150	RPI 150+				
3- 4	0- 0	0- 1	OVERALL	0- 1	0- 2	3- 0				
2- 1	0- 0	0- 0	HOME	0- 1	0- 0	2- 0				
1- 2	0- 0	0- 0	AWAY	0- 0	0- 2	1- 0				
0- 1	0- 0	0- 1	NEUTRAL	0- 0	0- 0	0- 0				
3- 4	0- 0	0- 1	NON-CONFERENCE	0- 1	0- 2	3- 0				
2- 1	0- 0	0- 0	HOME	0- 1	0- 0	2- 0				
1- 2	0- 0	0- 0	AWAY	0- 0	0- 2	1- 0				
0- 1	0- 0	0- 1	NEUTRAL	0- 0	0- 0	0- 0				
0- 0	0- 0	0- 0	CONFERENCE	0- 0	0- 0	0- 0				
0- 0	0- 0	0- 0	HOME	0- 0	0- 0	0- 0				
0- 0	0- 0	0- 0	AWAY	0- 0	0- 0	0- 0				
0- 0	0- 0	0- 0	NEUTRAL	0- 0	0- 0	0- 0				

RPI 1-25			RPI 26-50			RPI 51-100			RPI 101+			Team's RPI: 168
RPI	S	Opponent	Score	RPI	S	Opponent	Score	RPI	S	Opponent	Score	
				36	N	Houston	64 72	92	H	Providence	95 98	
								109	A	Boston U.	73 74	
								113	A	New Hampshire	50 65	
								204	H	Marist	78 72	
								253	H	Fairfield	63 43	
								256	A	Massachusetts	64 54	
LAST 12 Division I GAMES:												
204	H	Marist	78 72	113	A	New Hampshire	50 65					
253	H	Fairfield	63 43	36	N	Houston	64 72					
92	H	Providence	95 98	256	A	Massachusetts	64 54					
109	A	Boston U.	73 74									

N
o
r
t
h
e
a
s
t
e
r
nN
o
r
t
h
e
a
s
t
e
r
n

Non-Div I Games:

Northeastern

Loss,
Non-Conf, S Site, H Home
A Away
N Neutral

NORTHWESTERN				THROUGH GAMES OF 2007-08, 2007-08, 2007-08						
Average RPI Win:	317	WON-LOST	WINNING	LAST 10	STRENGTH OF	OPP. STRENGTH	TEAM	ADJ.	CONF.	ADJ CONF.
Average RPI Loss:	220	RECORD	PCT. RANK	GAMES	SCHEDULE	OF SCHEDULE	RPI	RPI	RPI	RPI
DIV. I ONLY	1- 4	277	1- 4	294	328	326	326	20	20	
DIV. I NON-CONF.	1- 4	277	1- 4	294	328	326	326	20	20	
TOTALS	RPI 1-25	RPI 26-50	W-L RECORDS	RPI 51-100	RPI 101-150	RPI 150+				
1- 4	0- 0	0- 0	OVERALL	0- 0	0- 1	1- 3				
0- 2	0- 0	0- 0	HOME	0- 0	0- 1	0- 1				
0- 2	0- 0	0- 0	AWAY	0- 0	0- 0	0- 2				
1- 0	0- 0	0- 0	NEUTRAL	0- 0	0- 0	1- 0				
1- 4	0- 0	0- 0	NON-CONFERENCE	0- 0	0- 1	1- 3				
0- 2	0- 0	0- 0	HOME	0- 0	0- 1	0- 1				
0- 2	0- 0	0- 0	AWAY	0- 0	0- 0	0- 2				
1- 0	0- 0	0- 0	NEUTRAL	0- 0	0- 0	1- 0				
0- 0	0- 0	0- 0	CONFERENCE	0- 0	0- 0	0- 0				
0- 0	0- 0	0- 0	HOME	0- 0	0- 0	0- 0				
0- 0	0- 0	0- 0	AWAY	0- 0	0- 0	0- 0				
0- 0	0- 0	0- 0	NEUTRAL	0- 0	0- 0	0- 0				

RPI 1-25				RPI 26-50				RPI 51-100				RPI 101+				Team's RPI: 326	
RPI	S	Opponent	Score	RPI	S	Opponent	Score	RPI	S	Opponent	Score	RPI	S	Opponent	Score		
												141	H	Rice	83	88	
												188	A	Hawaii	68	84	
												259	A	Denver	73	80	
												291	H	UC Santa Barbara	93	96	
												317	N	Boise St.	62	60	
LAST 12 Division I GAMES:																	
				259	A	Denver	73	80	188	A	Hawaii	68	84				
				317	N	Boise St.	62	60	141	H	Rice	83	88				
									291	H	UC Santa Barbara	93	96				

Non-Div I Games:	Antelope Valley	104	49
------------------	-----------------	-----	----

Northern Ariz.

Loss, Non-Conf, S Site, H Home A Away N Neutral

Average RPI Win:	172	WON-LOST	WINNING	LAST 10	STRENGTH OF	OPP. STRENGTH	TEAM	ADJ.	CONF.	ADJ CONF.
Average RPI Loss:	55	RECORD	PCT. RANK	GAMES	SCHEDULE	OF SCHEDULE	RPI	RPI	RPI	RPI
DIV. I ONLY	6- 2	60	6- 2	62	117	31	31	20	20	
DIV. I NON-CONF.	6- 2	60	6- 2	62	117	31	31	20	20	
TOTALS	RPI 1-25	RPI 26-50	W-L RECORDS	RPI 51-100	RPI 101-150	RPI 150+				
6- 2	0- 1	0- 0	OVERALL	2- 1	0- 0	4- 0				
4- 0	0- 0	0- 0	HOME	1- 0	0- 0	3- 0				
2- 2	0- 1	0- 0	AWAY	1- 1	0- 0	1- 0				
0- 0	0- 0	0- 0	NEUTRAL	0- 0	0- 0	0- 0				
6- 2	0- 1	0- 0	NON-CONFERENCE	2- 1	0- 0	4- 0				
4- 0	0- 0	0- 0	HOME	1- 0	0- 0	3- 0				
2- 2	0- 1	0- 0	AWAY	1- 1	0- 0	1- 0				
0- 0	0- 0	0- 0	NEUTRAL	0- 0	0- 0	0- 0				
0- 0	0- 0	0- 0	CONFERENCE	0- 0	0- 0	0- 0				
0- 0	0- 0	0- 0	HOME	0- 0	0- 0	0- 0				
0- 0	0- 0	0- 0	AWAY	0- 0	0- 0	0- 0				
0- 0	0- 0	0- 0	NEUTRAL	0- 0	0- 0	0- 0				

RPI 1-25				RPI 26-50		Team's RPI: 31		RPI 51-100				RPI 101+			
RPI	S	Opponent	Score	RPI	S	Opponent	Score	RPI	S	Opponent	Score	RPI	S	Opponent	Score
14	A	Quinnipiac	49 60					69	H	LSU	58 50	184	H	Pacific	80 55
								95	A	DePaul	94 88	205	H	San Francisco	73 60
								96	A	Fordham	33 48	217	H	BYU	79 74
												259	A	Denver	71 63
LAST 12 Division I GAMES:															
14	A	Quinnipiac	49 60	184	H	Pacific	80 55								
205	H	San Francisco	73 60	217	H	BYU	79 74								
69	H	LSU	58 50	96	A	Fordham	33 48								
259	A	Denver	71 63												
95	A	DePaul	94 88												

Non-Div I Games:

Northern Colo.

Average RPI Win: 240		WON-LOST	WINNING	LAST 10	STRENGTH OF	OPP. STRENGTH	TEAM	ADJ.	CONF.	ADJ CONF.
Average RPI Loss: 74		RECORD	PCT. RANK	GAMES	SCHEDULE	OF SCHEDULE	RPI	RPI	RPI	RPI
DIV. I ONLY		5- 2	72	5- 2	304	62	138	138	8	8
DIV. I NON-CONF.		5- 2	72	5- 2	304	62	138	138	8	8
TOTALS	RPI 1-25	RPI 26-50		W-L RECORDS		RPI 51-100	RPI 101-150	RPI 150+		
5- 2	0- 1	0- 0		OVERALL		0- 0	0- 1	5- 0		
2- 0	0- 0	0- 0		HOME		0- 0	0- 0	2- 0		
3- 1	0- 0	0- 0		AWAY		0- 0	0- 0	3- 0		
0- 1	0- 0	0- 0		NEUTRAL		0- 0	0- 1	0- 0		
5- 2	0- 1	0- 0		NON-CONFERENCE		0- 0	0- 1	5- 0		
2- 0	0- 0	0- 0		HOME		0- 0	0- 0	2- 0		
3- 1	0- 1	0- 0		AWAY		0- 0	0- 0	3- 0		
0- 1	0- 0	0- 0		NEUTRAL		0- 0	0- 1	0- 0		
0- 0	0- 0	0- 0		CONFERENCE		0- 0	0- 0	0- 0		
0- 0	0- 0	0- 0		HOME		0- 0	0- 0	0- 0		
0- 0	0- 0	0- 0		AWAY		0- 0	0- 0	0- 0		
0- 0	0- 0	0- 0		NEUTRAL		0- 0	0- 0	0- 0		

RPI 1-25				RPI 26-50				RPI 51-100				RPI 101+				Team's RPI: 138	
RPI	S	Opponent	Score	RPI	S	Opponent	Score	RPI	S	Opponent	Score	RPI	S	Opponent	Score		
12	A	Iowa	80 105									135	N	Lamar University	80 90		
												174	H	Bradley	76 52		
												211	H	Western Ill.	96 94		
												216	A	UTSA	69 55		
												268	A	Eastern Ill.	93 64		
												329	A	Chicago St.	80 59		
LAST 12 Division I GAMES:																	
				174	H	Bradley	76 52	135	N	Lamar University	80 90						
								216	A	UTSA	69 55						
								329	A	Chicago St.	80 59						
								211	H	Western Ill.	96 94						
								12	A	Iowa	80 105						
								268	A	Eastern Ill.	93 64						

Non-Div I Games:

Northern Ill.

Loss, Non-Conf, S Site, H Home A Away N Neutral

Average RPI Win:	0	WON-LOST	WINNING	LAST 10	STRENGTH OF	OPP. STRENGTH	TEAM	ADJ.	CONF.	ADJ CONF.
Average RPI Loss:	239	RECORD	PCT. RANK	GAMES	SCHEDULE	OF SCHEDULE	RPI	RPI	RPI	RPI
DIV. I ONLY	0- 5	323	0- 5	315	331	345	345	15	15	
DIV. I NON-CONF.	0- 5	323	0- 5	315	331	345	345	15	15	
TOTALS	RPI 1-25	RPI 26-50	W-L RECORDS	RPI 51-100	RPI 101-150	RPI 150+				
0- 5	0- 0	0- 0	OVERALL	0- 0	0- 1	0- 4				
0- 2	0- 0	0- 0	HOME	0- 0	0- 0	0- 2				
0- 3	0- 0	0- 0	AWAY	0- 0	0- 1	0- 2				
0- 0	0- 0	0- 0	NEUTRAL	0- 0	0- 0	0- 0				
0- 5	0- 0	0- 0	NON-CONFERENCE	0- 0	0- 1	0- 4				
0- 2	0- 0	0- 0	HOME	0- 0	0- 0	0- 2				
0- 3	0- 0	0- 0	AWAY	0- 0	0- 1	0- 2				
0- 0	0- 0	0- 0	NEUTRAL	0- 0	0- 0	0- 0				
0- 0	0- 0	0- 0	CONFERENCE	0- 0	0- 0	0- 0				
0- 0	0- 0	0- 0	HOME	0- 0	0- 0	0- 0				
0- 0	0- 0	0- 0	AWAY	0- 0	0- 0	0- 0				
0- 0	0- 0	0- 0	NEUTRAL	0- 0	0- 0	0- 0				

RPI 1-25			RPI 26-50			RPI 51-100			RPI 101+			Team's RPI: 345
RPI	S	Opponent	Score	RPI	S	Opponent	Score	RPI	S	Opponent	Score	
								127	A	Stetson	56	67
								223	H	Robert Morris	50	59
								239	H	Kent St.	54	59
								276	A	Illinois St.	37	49
								330	A	Murray St.	87	98
LAST 12 Division I GAMES:												
				127	A	Stetson	56	67				
				223	H	Robert Morris	50	59				
				330	A	Murray St.	87	98				
				276	A	Illinois St.	37	49				
				239	H	Kent St.	54	59				

Non-Div I Games: Oakland City 103 25

Northern Ky.

■ Loss,
 ■ Non-Conf, S Site,
 ■ Home
 ■ Away
 N Neutral

Northwestern

Through Games Of Dec. 3, 2017

Average RPI Win:	237	WON-LOST	WINNING	LAST 10	STRENGTH OF	OPP. STRENGTH	TEAM	ADJ.	CONF.	ADJ CONF.
Average RPI Loss:	86	RECORD	PCT. RANK	GAMES	SCHEDULE	OF SCHEDULE	RPI	RPI	RPI	RPI
DIV. I ONLY	5- 4	153	5- 4	132	188	134	134	4	4	
DIV. I NON-CONF.	5- 4	153	5- 4	132	188	134	134	4	4	
TOTALS	RPI 1-25	RPI 26-50	W-L RECORDS	RPI 51-100	RPI 101-150	RPI 150+				
5- 4	0- 1	0- 0	OVERALL	0- 2	1- 0	4- 1				
2- 1	0- 0	0- 0	HOME	0- 1	0- 0	2- 0				
2- 1	0- 0	0- 0	AWAY	0- 0	0- 0	2- 0				
1- 2	0- 0	0- 0	NEUTRAL	0- 1	1- 0	0- 1				
5- 4	0- 1	0- 0	NON-CONFERENCE	0- 2	1- 0	4- 1				
2- 1	0- 0	0- 0	HOME	0- 1	0- 0	2- 0				
2- 1	0- 1	0- 0	AWAY	0- 0	0- 0	2- 0				
1- 2	0- 0	0- 0	NEUTRAL	0- 1	1- 0	0- 1				
0- 0	0- 0	0- 0	CONFERENCE	0- 0	0- 0	0- 0				
0- 0	0- 0	0- 0	HOME	0- 0	0- 0	0- 0				
0- 0	0- 0	0- 0	AWAY	0- 0	0- 0	0- 0				
0- 0	0- 0	0- 0	NEUTRAL	0- 0	0- 0	0- 0				

RPI 1-25				RPI 26-50				RPI 51-100				RPI 101+				Team's RPI: 134	
RPI	S	Opponent	Score	RPI	S	Opponent	Score	RPI	S	Opponent	Score	RPI	S	Opponent	Score		
20	A	Syracuse	74 81					66	N	Chattanooga	44 61	126	N	Auburn	49 48		
								74	H	Milwaukee	57 66	158	H	Oakland	88 70		
												185	N	Georgetown	54 55		
												282	H	Santa Clara	57 47		
												292	A	UT Martin	71 63		
												329	A	Chicago St.	63 36		
LAST 12 Division I GAMES:																	
				74	H	Milwaukee	57 66	20	A	Syracuse	74 81						
				158	H	Oakland	88 70	185	N	Georgetown	54 55						
				329	A	Chicago St.	63 36	126	N	Auburn	49 48						
								66	N	Chattanooga	44 61						
								282	H	Santa Clara	57 47						
								292	A	UT Martin	71 63						

Non-Div I Games:

Northwestern

■ Loss,
 ■ Non-Conf, S Site,
 ■ Home
 ■ Away
 N Neutral

Average RPI Win:	348	WON-LOST	WINNING	LAST 10	STRENGTH OF	OPP. STRENGTH	TEAM	ADJ.	CONF.	ADJ CONF.
Average RPI Loss:	91	RECORD	PCT. RANK	GAMES	SCHEDULE	OF SCHEDULE	RPI	RPI	RPI	RPI
DIV. I ONLY	1- 3	264	1- 3	91	317	207	207	22	22	
DIV. I NON-CONF.	1- 3	264	1- 3	91	317	207	207	22	22	
TOTALS	RPI 1-25	RPI 26-50	W-L RECORDS	RPI 51-100	RPI 101-150	RPI 150+				
1- 3	0- 0	0- 1	OVERALL	0- 1	0- 1	1- 0				
0- 1	0- 0	0- 0	HOME	0- 0	0- 1	0- 0				
1- 2	0- 0	0- 1	AWAY	0- 0	0- 0	1- 0				
0- 0	0- 0	0- 0	NEUTRAL	0- 0	0- 0	0- 0				
1- 3	0- 0	0- 1	NON-CONFERENCE	0- 1	0- 1	1- 0				
0- 1	0- 0	0- 0	HOME	0- 0	0- 1	0- 0				
1- 2	0- 0	0- 1	AWAY	0- 1	0- 0	1- 0				
0- 0	0- 0	0- 0	NEUTRAL	0- 0	0- 0	0- 0				
0- 0	0- 0	0- 0	CONFERENCE	0- 0	0- 0	0- 0				
0- 0	0- 0	0- 0	HOME	0- 0	0- 0	0- 0				
0- 0	0- 0	0- 0	AWAY	0- 0	0- 0	0- 0				
0- 0	0- 0	0- 0	NEUTRAL	0- 0	0- 0	0- 0				

RPI 1-25			RPI 26-50			RPI 51-100			RPI 101+			Team's RPI: 207
RPI	S	Opponent	Score	RPI	S	Opponent	Score	RPI	S	Opponent	Score	Score
44	A	Ole Miss	44 75	81	A	Oklahoma St.	44 78	147	H	Southern Miss.	59 71	
								348	A	La.-Monroe	70 48	
LAST 12 Division I GAMES:												
348	A	La.-Monroe	70 48									
147	H	Southern Miss.	59 71									
81	A	Oklahoma St.	44 78									
44	A	Ole Miss	44 75									

Non-Div I Games: LeTourneau 82 39 LSU-Shreveport 62 42 LSU-Alexandria 85 55

Northwestern St.

Loss, Non-Conf, S Site, H Home A Away N Neutral

Average RPI Win:	92	WON-LOST	WINNING	LAST 10	STRENGTH OF	OPP. STRENGTH	TEAM	ADJ.	CONF.	ADJ CONF.
Average RPI Loss:	1	RECORD	PCT. RANK	GAMES	SCHEDULE	OF SCHEDULE	RPI	RPI	RPI	RPI
DIV. I ONLY	7- 1	20	7- 1	3	11	2	2	3	3	
DIV. I NON-CONF.	7- 1	20	7- 1	3	11	2	2	3	3	
TOTALS	RPI 1-25	RPI 26-50	W-L RECORDS	RPI 51-100	RPI 101-150	RPI 150+				
7- 1	3- 1	1- 0	OVERALL	0- 0	2- 0	1- 0				
1- 0	0- 0	0- 0	HOME	0- 0	0- 0	1- 0				
3- 1	1- 1	1- 0	AWAY	0- 0	1- 0	0- 0				
3- 0	2- 0	0- 0	NEUTRAL	0- 0	1- 0	0- 0				
7- 1	3- 1	1- 0	NON-CONFERENCE	0- 0	2- 0	1- 0				
1- 0	0- 0	0- 0	HOME	0- 0	0- 0	1- 0				
3- 1	1- 1	1- 0	AWAY	0- 0	1- 0	0- 0				
3- 0	2- 0	0- 0	NEUTRAL	0- 0	1- 0	0- 0				
0- 0	0- 0	0- 0	CONFERENCE	0- 0	0- 0	0- 0				
0- 0	0- 0	0- 0	HOME	0- 0	0- 0	0- 0				
0- 0	0- 0	0- 0	AWAY	0- 0	0- 0	0- 0				
0- 0	0- 0	0- 0	NEUTRAL	0- 0	0- 0	0- 0				

RPI	S	Opponent	Score	RPI	S	Opponent	Score	RPI	S	Opponent	Score	RPI	S	Opponent	Score
1	A	UConn	71 80	45	A	Western Ky.	78 65					110	A	Oregon St.	72 67
7	N	South Carolina	92 85									150	N	ETSU	77 46
15	N	South Fla.	76 66									302	H	Mt. St. Mary's	121 65
16	A	Michigan	83 63												
LAST 12 Division I GAMES:															
45	A	Western Ky.	78 65	1	A	UConn	71 80	16	A	Michigan	83 63	7	N	South Carolina	92 85
302	H	Mt. St. Mary's	121 65					15	N	South Fla.	76 66	150	N	ETSU	77 46
								110	A	Oregon St.	72 67				

Non-Div I Games:

Notre Dame

Average RPI Win:	261	WON-LOST	WINNING	LAST 10	STRENGTH OF	OPP. STRENGTH	TEAM	ADJ.	CONF.	ADJ CONF.
Average RPI Loss:	72	RECORD	PCT. RANK	GAMES	SCHEDULE	OF SCHEDULE	RPI	RPI	RPI	RPI
DIV. I ONLY	3- 4	194	3- 4	126	119	158	158	15	15	
DIV. I NON-CONF.	3- 4	194	3- 4	126	119	158	158	15	15	
TOTALS	RPI 1-25	RPI 26-50	W-L RECORDS	RPI 51-100	RPI 101-150	RPI 150+				
3- 4	0- 1	0- 0	OVERALL	0- 2	0- 1	3- 0				
2- 1	0- 0	0- 0	HOME	0- 1	0- 0	2- 0				
1- 3	0- 1	0- 0	AWAY	0- 1	0- 1	1- 0				
0- 0	0- 0	0- 0	NEUTRAL	0- 0	0- 0	0- 0				
3- 4	0- 1	0- 0	NON-CONFERENCE	0- 2	0- 1	3- 0				
2- 1	0- 0	0- 0	HOME	0- 1	0- 0	2- 0				
1- 3	0- 1	0- 0	AWAY	0- 1	0- 1	1- 0				
0- 0	0- 0	0- 0	NEUTRAL	0- 0	0- 0	0- 0				
0- 0	0- 0	0- 0	CONFERENCE	0- 0	0- 0	0- 0				
0- 0	0- 0	0- 0	HOME	0- 0	0- 0	0- 0				
0- 0	0- 0	0- 0	AWAY	0- 0	0- 0	0- 0				
0- 0	0- 0	0- 0	NEUTRAL	0- 0	0- 0	0- 0				

RPI 1-25			RPI 26-50			RPI 51-100			RPI 101+			Team's RPI: 158
RPI	S	Opponent	Score	RPI	S	Opponent	Score	RPI	S	Opponent	Score	
16	A	Michigan	69 78					65	H	Central Mich.	85 103	
								72	A	Michigan St.	63 95	
								134	A	Northwestern	70 88	
								249	A	Canisius	83 48	
								258	H	Niagara	67 59	
								276	H	Illinois St.	64 43	
LAST 12 Division I GAMES:												
65	H	Central Mich.	85 103	134	A	Northwestern	70 88					
249	A	Canisius	83 48	72	A	Michigan St.	63 95					
16	A	Michigan	69 78	276	H	Illinois St.	64 43					
258	H	Niagara	67 59									

Non-Div I Games:

Oakland

Average RPI Win:	211	WON-LOST	WINNING	LAST 10	STRENGTH OF	OPP. STRENGTH	TEAM	ADJ.	CONF.	ADJ CONF.
Average RPI Loss:	45	RECORD	PCT. RANK	GAMES	SCHEDULE	OF SCHEDULE	RPI	RPI	RPI	RPI
DIV. I ONLY	3- 2	122	3- 2	114	81	107	107	8	8	
DIV. I NON-CONF.	3- 2	122	3- 2	114	81	107	107	8	8	
TOTALS	RPI 1-25	RPI 26-50	W-L RECORDS	RPI 51-100	RPI 101-150	RPI 150+				
3- 2	0- 1	0- 0	OVERALL	0- 1	1- 0	2- 0				
1- 2	0- 1	0- 0	HOME	0- 1	1- 0	0- 0				
2- 0	0- 0	0- 0	AWAY	0- 0	0- 0	2- 0				
0- 0	0- 0	0- 0	NEUTRAL	0- 0	0- 0	0- 0				
3- 2	0- 1	0- 0	NON-CONFERENCE	0- 1	1- 0	2- 0				
1- 2	0- 1	0- 0	HOME	0- 1	1- 0	0- 0				
2- 0	0- 0	0- 0	AWAY	0- 0	0- 0	2- 0				
0- 0	0- 0	0- 0	NEUTRAL	0- 0	0- 0	0- 0				
0- 0	0- 0	0- 0	CONFERENCE	0- 0	0- 0	0- 0				
0- 0	0- 0	0- 0	HOME	0- 0	0- 0	0- 0				
0- 0	0- 0	0- 0	AWAY	0- 0	0- 0	0- 0				
0- 0	0- 0	0- 0	NEUTRAL	0- 0	0- 0	0- 0				

RPI 1-25				RPI 26-50				RPI 51-100				RPI 101+				Team's RPI: 107
RPI	S	Opponent	Score	RPI	S	Opponent	Score	RPI	S	Opponent	Score	RPI	S	Opponent	Score	
16	H	Michigan	61 74					73	H	IUPUI	52 76	102	H	High Point	64 61	
												246	A	Eastern Ky.	69 57	
												285	A	Marshall	54 52	
LAST 12 Division I GAMES:																
285	A	Marshall	54 52	73	H	IUPUI	52 76	246	A	Eastern Ky.	69 57	16	H	Michigan	61 74	
102	H	High Point	64 61													

Non-Div I Games: Notre Dame (OH) 93 37

Ohio

Average RPI Win: 105		WON-LOST	WINNING	LAST 10	STRENGTH OF	OPP. STRENGTH	TEAM	ADJ.	CONF.	ADJ CONF.
Average RPI Loss: 18		RECORD	PCT. RANK	GAMES	SCHEDULE	OF SCHEDULE	RPI	RPI	RPI	RPI
DIV. I ONLY		8- 2	45	8- 2	38	5	18	18	4	4
DIV. I NON-CONF.		8- 2	45	8- 2	38	5	18	18	4	4
TOTALS	RPI 1-25	RPI 26-50		W-L RECORDS		RPI 51-100	RPI 101-150	RPI 150+		
8- 2	1- 1	3- 1		OVERALL		1- 0	0- 0	3- 0		
5- 1	1- 1	1- 0		HOME		1- 0	0- 0	2- 0		
0- 1	0- 0	0- 1		AWAY		0- 0	0- 0	0- 0		
3- 0	0- 0	2- 0		NEUTRAL		0- 0	0- 0	1- 0		
8- 2	1- 1	3- 1		NON-CONFERENCE		1- 0	0- 0	3- 0		
5- 1	1- 1	1- 0		HOME		1- 0	0- 0	2- 0		
0- 1	0- 0	0- 1		AWAY		0- 0	0- 0	0- 0		
3- 0	0- 0	2- 0		NEUTRAL		0- 0	0- 0	1- 0		
0- 0	0- 0	0- 0		CONFERENCE		0- 0	0- 0	0- 0		
0- 0	0- 0	0- 0		HOME		0- 0	0- 0	0- 0		
0- 0	0- 0	0- 0		AWAY		0- 0	0- 0	0- 0		
0- 0	0- 0	0- 0		NEUTRAL		0- 0	0- 0	0- 0		

RPI 1-25				RPI 26-50				RPI 51-100				RPI 101+			
RPI	S	Opponent	Score	RPI	S	Opponent	Score	RPI	S	Opponent	Score	RPI	S	Opponent	Score
3	H	Louisville	90 95	32	N	FGCU	104 62	80	H	Washington	85 76	155	H	Idaho	99 56
14	H	Quinnipiac	95 63	33	A	Duke	60 69					178	H	Maine	83 70
				42	H	Stanford	85 64					300	N	Memphis	100 69
				42	N	Stanford	94 82								
LAST 12 Division I GAMES:															
178	H	Maine	83 70	300	N	Memphis	100 69								
33	A	Duke	60 69	80	H	Washington	85 76								
42	N	Stanford	94 82	14	H	Quinnipiac	95 63								
32	N	FGCU	104 62	155	H	Idaho	99 56								
				3	H	Louisville	90 95								
				42	H	Stanford	85 64								

Non-Div I Games:

Ohio St.

Average RPI Win:	167	WON-LOST	WINNING	LAST 10	STRENGTH OF	OPP. STRENGTH	TEAM	ADJ.	CONF.	ADJ CONF.
Average RPI Loss:	133	RECORD	PCT. RANK	GAMES	SCHEDULE	OF SCHEDULE	RPI	RPI	RPI	RPI
DIV. I ONLY	3- 4	194	3- 4	42	213	90	90	5	5	
DIV. I NON-CONF.	3- 4	194	3- 4	42	213	90	90	5	5	
TOTALS	RPI 1-25	RPI 26-50	W-L RECORDS	RPI 51-100	RPI 101-150	RPI 150+				
3- 4	0- 1	0- 0	OVERALL	1- 1	0- 0	2- 2				
2- 1	0- 0	0- 0	HOME	1- 0	0- 0	1- 1				
1- 3	0- 1	0- 0	AWAY	0- 1	0- 0	1- 1				
0- 0	0- 0	0- 0	NEUTRAL	0- 0	0- 0	0- 0				
3- 4	0- 1	0- 0	NON-CONFERENCE	1- 1	0- 0	2- 2				
2- 1	0- 0	0- 0	HOME	1- 0	0- 0	1- 1				
1- 3	0- 1	0- 0	AWAY	0- 1	0- 0	1- 1				
0- 0	0- 0	0- 0	NEUTRAL	0- 0	0- 0	0- 0				
0- 0	0- 0	0- 0	CONFERENCE	0- 0	0- 0	0- 0				
0- 0	0- 0	0- 0	HOME	0- 0	0- 0	0- 0				
0- 0	0- 0	0- 0	AWAY	0- 0	0- 0	0- 0				
0- 0	0- 0	0- 0	NEUTRAL	0- 0	0- 0	0- 0				

RPI 1-25				RPI 26-50				RPI 51-100				Team's RPI: 90		RPI 101+			
RPI	S	Opponent	Score	RPI	S	Opponent	Score	RPI	S	Opponent	Score		RPI	S	Opponent	Score	
23	A	Oregon	74 92					77	H	Belmont	96 73		157	H	Florida	61 80	
								95	A	DePaul	108 111		210	H	SMU	87 75	
													214	A	Colorado St.	78 46	
													257	A	Little Rock	56 68	
LAST 12 Division I GAMES:																	
				157	H	Florida	61 80					77	H	Belmont	96 73		
				257	A	Little Rock	56 68										
				23	A	Oregon	74 92										
				214	A	Colorado St.	78 46										
				210	H	SMU	87 75										
				95	A	DePaul	108 111										

Non-Div I Games:

Oklahoma

Average RPI Win:	213	WON-LOST	WINNING	LAST 10	STRENGTH OF	OPP. STRENGTH	TEAM	ADJ.	CONF.	ADJ CONF.
Average RPI Loss:	17	RECORD	PCT. RANK	GAMES	SCHEDULE	OF SCHEDULE	RPI	RPI	RPI	RPI
DIV. I ONLY	6- 2	60	6- 2	176	54	81	81	5	5	
DIV. I NON-CONF.	6- 2	60	6- 2	176	54	81	81	5	5	
TOTALS	RPI 1-25	RPI 26-50	W-L RECORDS	RPI 51-100	RPI 101-150	RPI 150+				
6- 2	0- 1	0- 1	OVERALL	0- 0	1- 0	5- 0				
5- 0	0- 0	0- 0	HOME	0- 0	0- 0	5- 0				
0- 1	0- 1	0- 0	AWAY	0- 0	0- 0	0- 0				
1- 1	0- 0	0- 1	NEUTRAL	0- 0	1- 0	0- 0				
6- 2	0- 1	0- 1	NON-CONFERENCE	0- 0	1- 0	5- 0				
5- 0	0- 0	0- 0	HOME	0- 0	0- 0	5- 0				
0- 1	0- 1	0- 0	AWAY	0- 0	0- 0	0- 0				
1- 1	0- 0	0- 1	NEUTRAL	0- 0	1- 0	0- 0				
0- 0	0- 0	0- 0	CONFERENCE	0- 0	0- 0	0- 0				
0- 0	0- 0	0- 0	HOME	0- 0	0- 0	0- 0				
0- 0	0- 0	0- 0	AWAY	0- 0	0- 0	0- 0				
0- 0	0- 0	0- 0	NEUTRAL	0- 0	0- 0	0- 0				

RPI 1-25				RPI 26-50				RPI 51-100				Team's RPI: 81		RPI 101+			
RPI	S	Opponent	Score	RPI	S	Opponent	Score	RPI	S	Opponent	Score			RPI	S	Opponent	Score
6	A	Mississippi St.	76 79	27	N	Tennessee	69 79							143	N	South Dakota	76 68
														197	H	UTRGV	80 38
														207	H	Northwestern St.	78 44
														218	H	Wichita St.	91 67
														250	H	Incarnate Word	86 35
														262	H	Southern U.	94 66
LAST 12 Division I GAMES:																	
				197	H	UTRGV	80 38	6	A	Mississippi St.	76 79						
				218	H	Wichita St.	91 67	262	H	Southern U.	94 66						
				250	H	Incarnate Word	86 35	27	N	Tennessee	69 79						
								143	N	South Dakota	76 68						
								207	H	Northwestern St.	78 44						

Non-Div I Games:

Oklahoma St.

Average RPI Win:	333	WON-LOST	WINNING	LAST 10	STRENGTH OF	OPP. STRENGTH	TEAM	ADJ.	CONF.	ADJ CONF.
Average RPI Loss:	136	RECORD	PCT. RANK	GAMES	SCHEDULE	OF SCHEDULE	RPI	RPI	RPI	RPI
DIV. I ONLY	1- 7	311	1- 7	209	203	307	307	16	16	
DIV. I NON-CONF.	1- 7	311	1- 7	209	203	307	307	16	16	
TOTALS	RPI 1-25	RPI 26-50	W-L RECORDS	RPI 51-100	RPI 101-150	RPI 150+				
1- 7	0- 0	0- 1	OVERALL	0- 2	0- 0	1- 4				
1- 5	0- 0	0- 1	HOME	0- 1	0- 0	1- 3				
0- 1	0- 0	0- 0	AWAY	0- 1	0- 0	0- 0				
0- 1	0- 0	0- 0	NEUTRAL	0- 0	0- 0	0- 1				
1- 7	0- 0	0- 1	NON-CONFERENCE	0- 2	0- 0	1- 4				
1- 5	0- 0	0- 1	HOME	0- 1	0- 0	1- 3				
0- 1	0- 0	0- 0	AWAY	0- 1	0- 0	0- 0				
0- 1	0- 0	0- 0	NEUTRAL	0- 0	0- 0	0- 1				
0- 0	0- 0	0- 0	CONFERENCE	0- 0	0- 0	0- 0				
0- 0	0- 0	0- 0	HOME	0- 0	0- 0	0- 0				
0- 0	0- 0	0- 0	AWAY	0- 0	0- 0	0- 0				
0- 0	0- 0	0- 0	NEUTRAL	0- 0	0- 0	0- 0				

RPI S	Opponent	Score	RPI S	Opponent	Score	RPI S	Opponent	Score	RPI S	Opponent	Score	Team's RPI: 307
			33 H Duke		51 84	64 H NC State		56 73	160 N Saint Francis (PA)		68 79	
						67 A George Mason		53 66	187 H Richmond		45 54	
									208 H Liberty		55 63	
									232 H Cincinnati		33 54	
									333 H Coppin St.		75 67	
LAST 12 Division I GAMES:												
232 H Cincinnati		33 54	33 H Duke		51 84	64 H NC State		56 73	160 N Saint Francis (PA)		68 79	
333 H Coppin St.		75 67	67 A George Mason		53 66	208 H Liberty		55 63				
187 H Richmond		45 54										

Non-Div I Games:

Old Dominion

Average RPI Win:	148	WON-LOST	WINNING	LAST 10	STRENGTH OF	OPP. STRENGTH	TEAM	ADJ.	CONF.	ADJ CONF.
Average RPI Loss:	142	RECORD	PCT. RANK	GAMES	SCHEDULE	OF SCHEDULE	RPI	RPI	RPI	RPI
DIV. I ONLY	7- 1	20	7- 1	111	118	44	44	1	1	
DIV. I NON-CONF.	7- 1	20	7- 1	111	118	44	44	1	1	
TOTALS	RPI 1-25	RPI 26-50	W-L RECORDS	RPI 51-100	RPI 101-150	RPI 150+				
7- 1	0- 0	0- 0	OVERALL	0- 0	4- 1	3- 0				
5- 0	0- 0	0- 0	HOME	0- 0	3- 0	2- 0				
1- 0	0- 0	0- 0	AWAY	0- 0	1- 0	0- 0				
1- 1	0- 0	0- 0	NEUTRAL	0- 0	0- 1	1- 0				
7- 1	0- 0	0- 0	NON-CONFERENCE	0- 0	4- 1	3- 0				
5- 0	0- 0	0- 0	HOME	0- 0	3- 0	2- 0				
1- 0	0- 0	0- 0	AWAY	0- 0	1- 0	0- 0				
1- 1	0- 0	0- 0	NEUTRAL	0- 0	0- 1	1- 0				
0- 0	0- 0	0- 0	CONFERENCE	0- 0	0- 0	0- 0				
0- 0	0- 0	0- 0	HOME	0- 0	0- 0	0- 0				
0- 0	0- 0	0- 0	AWAY	0- 0	0- 0	0- 0				
0- 0	0- 0	0- 0	NEUTRAL	0- 0	0- 0	0- 0				

RPI 1-25				RPI 26-50				Team's RPI: 44				RPI 51-100				RPI 101+			
RPI	S	Opponent	Score	RPI	S	Opponent	Score	RPI	S	Opponent	Score	RPI	S	Opponent	Score	RPI	S	Opponent	Score
																101	H	Troy	96 93
																104	A	Temple	64 48
																118	H	Arkansas St.	74 48
																130	H	Middle Tenn.	65 56
																142	N	Saint Louis	64 79
																186	H	Kennesaw St.	92 63
																193	N	Delaware St.	110 58
																207	H	Northwestern St.	75 44
LAST 12 Division I GAMES:																			
				130	H	Middle Tenn.	65 56					118	H	Arkansas St.	74 48				
				104	A	Temple	64 48					207	H	Northwestern St.	75 44				
				101	H	Troy	96 93												
				193	N	Delaware St.	110 58												
				142	N	Saint Louis	64 79												
				186	H	Kennesaw St.	92 63												

Non-Div I Games:

Ole Miss

O
m
a
h
a

O
m
a
h
a

Omaha

Page 217

Oral Roberts

Through Games Of Dec. 3, 2017

Average RPI Win:	257	WON-LOST	WINNING	LAST 10	STRENGTH OF	OPP. STRENGTH	TEAM	ADJ.	CONF.	ADJ CONF.
Average RPI Loss:	87	RECORD	PCT. RANK	GAMES	SCHEDULE	OF SCHEDULE	RPI	RPI	RPI	RPI
DIV. I ONLY	4- 3	131	4- 3	251	124	177	177	12	12	
DIV. I NON-CONF.	4- 3	131	4- 3	251	124	177	177	12	12	
TOTALS	RPI 1-25	RPI 26-50	W-L RECORDS	RPI 51-100	RPI 101-150	RPI 150+				
4- 3	0- 0	0- 1	OVERALL	0- 1	0- 1	4- 0				
1- 1	0- 0	0- 0	HOME	0- 1	0- 0	1- 0				
1- 2	0- 0	0- 1	AWAY	0- 0	0- 1	1- 0				
2- 0	0- 0	0- 0	NEUTRAL	0- 0	0- 0	2- 0				
4- 3	0- 0	0- 1	NON-CONFERENCE	0- 1	0- 1	4- 0				
1- 1	0- 0	0- 0	HOME	0- 1	0- 0	1- 0				
1- 2	0- 0	0- 1	AWAY	0- 0	0- 1	1- 0				
2- 0	0- 0	0- 0	NEUTRAL	0- 0	0- 0	2- 0				
0- 0	0- 0	0- 0	CONFERENCE	0- 0	0- 0	0- 0				
0- 0	0- 0	0- 0	HOME	0- 0	0- 0	0- 0				
0- 0	0- 0	0- 0	AWAY	0- 0	0- 0	0- 0				
0- 0	0- 0	0- 0	NEUTRAL	0- 0	0- 0	0- 0				

RPI 1-25			RPI 26-50			RPI 51-100			RPI 101+			Team's RPI: 177
RPI	S	Opponent	Score	RPI	S	Opponent	Score	RPI	S	Opponent	Score	
				50	A	TCU	58 72	86	H	Arkansas	66 77	124 A UT Arlington 46 70
												212 H Houston Baptist 78 56
												231 A Tulsa 53 41
												275 N Long Beach St. 64 58
												308 N Cal St. Fullerton 60 50
LAST 12 Division I GAMES:												
				308	N	Cal St. Fullerton	60 50	124	A	UT Arlington	46 70	
				275	N	Long Beach St.	64 58	50	A	TCU	58 72	
				231	A	Tulsa	53 41					
				212	H	Houston Baptist	78 56					
				86	H	Arkansas	66 77					

Non-Div I Games: Okla. Panhandle 88 35

Oral Roberts

Loss, Non-Conf, S Site, H Home A Away N Neutral

Average RPI Win:	177	WON-LOST	WINNING	LAST 10	STRENGTH OF	OPP. STRENGTH	TEAM	ADJ.	CONF.	ADJ CONF.
Average RPI Loss:	3	RECORD	PCT. RANK	GAMES	SCHEDULE	OF SCHEDULE	RPI	RPI	RPI	RPI
DIV. I ONLY	7- 1	20	7- 1	74	73	23	23	2	2	
DIV. I NON-CONF.	7- 1	20	7- 1	74	73	23	23	2	2	
TOTALS	RPI 1-25	RPI 26-50	W-L RECORDS	RPI 51-100	RPI 101-150	RPI 150+				
7- 1	0- 1	0- 0	OVERALL	2- 0	1- 0	4- 0				
6- 0	0- 0	0- 0	HOME	1- 0	1- 0	4- 0				
1- 1	0- 1	0- 0	AWAY	1- 0	0- 0	0- 0				
0- 0	0- 0	0- 0	NEUTRAL	0- 0	0- 0	0- 0				
7- 1	0- 1	0- 0	NON-CONFERENCE	2- 0	1- 0	4- 0				
6- 0	0- 0	0- 0	HOME	1- 0	1- 0	4- 0				
1- 1	0- 1	0- 0	AWAY	1- 0	0- 0	0- 0				
0- 0	0- 0	0- 0	NEUTRAL	0- 0	0- 0	0- 0				
0- 0	0- 0	0- 0	CONFERENCE	0- 0	0- 0	0- 0				
0- 0	0- 0	0- 0	HOME	0- 0	0- 0	0- 0				
0- 0	0- 0	0- 0	AWAY	0- 0	0- 0	0- 0				
0- 0	0- 0	0- 0	NEUTRAL	0- 0	0- 0	0- 0				

RPI 1-25				Team's RPI: 23				RPI 26-50				RPI 51-100				RPI 101+			
RPI	S	Opponent	Score	RPI	S	Opponent	Score	RPI	S	Opponent	Score	RPI	S	Opponent	Score	RPI	S	Opponent	Score
3	A	Louisville	61 74									60	A	Texas A&M	83 68	105	H	Hampton	87 45
												90	H	Oklahoma	92 74	162	H	Drake	110 77
																191	H	Weber St.	114 87
																296	H	CSUN	91 43
																332	H	Eastern Wash.	81 40
LAST 12 Division I GAMES:																			
3	A	Louisville	61 74	191	H	Weber St.	114 87												
60	A	Texas A&M	83 68	105	H	Hampton	87 45												
162	H	Drake	110 77	90	H	Oklahoma	92 74												
296	H	CSUN	91 43	332	H	Eastern Wash.	81 40												

Non-Div I Games:

Oregon

Average RPI Win:	246	WON-LOST	WINNING	LAST 10	STRENGTH OF	OPP. STRENGTH	TEAM	ADJ.	CONF.	ADJ CONF.
Average RPI Loss:	18	RECORD	PCT. RANK	GAMES	SCHEDULE	OF SCHEDULE	RPI	RPI	RPI	RPI
DIV. I ONLY	5- 2	72	5- 2	193	169	110	110	2	2	
DIV. I NON-CONF.	5- 2	72	5- 2	193	169	110	110	2	2	
TOTALS	RPI 1-25	RPI 26-50	W-L RECORDS	RPI 51-100	RPI 101-150	RPI 150+				
5- 2	0- 1	0- 1	OVERALL	1- 0	1- 0	3- 0				
2- 1	0- 1	0- 0	HOME	1- 0	0- 0	1- 0				
1- 1	0- 0	0- 1	AWAY	0- 0	0- 0	1- 0				
2- 0	0- 0	0- 0	NEUTRAL	0- 0	1- 0	1- 0				
5- 2	0- 1	0- 1	NON-CONFERENCE	1- 0	1- 0	3- 0				
2- 1	0- 1	0- 0	HOME	1- 0	0- 0	1- 0				
1- 1	0- 0	0- 1	AWAY	0- 0	0- 0	1- 0				
2- 0	0- 0	0- 0	NEUTRAL	0- 0	1- 0	1- 0				
0- 0	0- 0	0- 0	CONFERENCE	0- 0	0- 0	0- 0				
0- 0	0- 0	0- 0	HOME	0- 0	0- 0	0- 0				
0- 0	0- 0	0- 0	AWAY	0- 0	0- 0	0- 0				
0- 0	0- 0	0- 0	NEUTRAL	0- 0	0- 0	0- 0				

RPI 1-25				RPI 26-50				RPI 51-100				RPI 101+ Team's RPI: 110			
RPI	S	Opponent	Score	RPI	S	Opponent	Score	RPI	S	Opponent	Score	RPI	S	Opponent	Score
2	H	Notre Dame	67 72	33	A	Duke	65 72	91	H	North Dakota	65 55	133	N	Nevada	89 49
												324	A	N.C. Central	97 44
												338	H	Utah Valley	98 41
												346	N	Utah St.	94 55
LAST 12 Division I GAMES:															
				346	N	Utah St.	94 55	33	A	Duke	65 72				
				133	N	Nevada	89 49	324	A	N.C. Central	97 44				
								2	H	Notre Dame	67 72				
								338	H	Utah Valley	98 41				
								91	H	North Dakota	65 55				

Non-Div I Games:

Oregon St.

Average RPI Win:	245	WON-LOST	WINNING	LAST 10	STRENGTH OF	OPP. STRENGTH	TEAM	ADJ.	CONF.	ADJ CONF.
Average RPI Loss:	55	RECORD	PCT. RANK	GAMES	SCHEDULE	OF SCHEDULE	RPI	RPI	RPI	RPI
DIV. I ONLY	3- 3	157	3- 3	79	229	184	184	18	18	
DIV. I NON-CONF.	3- 3	157	3- 3	79	229	184	184	18	18	
TOTALS	RPI 1-25	RPI 26-50	W-L RECORDS	RPI 51-100	RPI 101-150	RPI 150+				
3- 3	0- 0	0- 2	OVERALL	0- 1	1- 0	2- 0				
3- 2	0- 0	0- 1	HOME	0- 1	1- 0	2- 0				
0- 1	0- 0	0- 1	AWAY	0- 0	0- 0	0- 0				
0- 0	0- 0	0- 0	NEUTRAL	0- 0	0- 0	0- 0				
3- 3	0- 0	0- 2	NON-CONFERENCE	0- 1	1- 0	2- 0				
3- 2	0- 0	0- 1	HOME	0- 1	1- 0	2- 0				
0- 1	0- 0	0- 1	AWAY	0- 0	0- 0	0- 0				
0- 0	0- 0	0- 0	NEUTRAL	0- 0	0- 0	0- 0				
0- 0	0- 0	0- 0	CONFERENCE	0- 0	0- 0	0- 0				
0- 0	0- 0	0- 0	HOME	0- 0	0- 0	0- 0				
0- 0	0- 0	0- 0	AWAY	0- 0	0- 0	0- 0				
0- 0	0- 0	0- 0	NEUTRAL	0- 0	0- 0	0- 0				

RPI 1-25				RPI 26-50				RPI 51-100				RPI 101+				Team's RPI: 184	
RPI	S	Opponent	Score	RPI	S	Opponent	Score	RPI	S	Opponent	Score	RPI	S	Opponent	Score		
				31	A	Northern Colo.	55 80	87	H	Brown	57 74	135	H	Lamar University	80 75		
				47	H	UC Davis	58 90					293	H	San Jose St.	106 97		
												308	H	Cal St. Fullerton	81 65		
LAST 12 Division I GAMES:																	
				135	H	Lamar University	80 75	31	A	Northern Colo.	55 80						
				87	H	Brown	57 74										
				293	H	San Jose St.	106 97										
				47	H	UC Davis	58 90										
				308	H	Cal St. Fullerton	81 65										

Non-Div I Games: UC Merced 123 59

Pacific

■ Loss,
 ■ Non-Conf,
 ■ S Site,
 ■ H Home
 ■ A Away
 N Neutral

Average RPI Win:	260	WON-LOST	WINNING	LAST 10	STRENGTH OF	OPP. STRENGTH	TEAM	ADJ.	CONF.	ADJ CONF.
Average RPI Loss:	124	RECORD	PCT. RANK	GAMES	SCHEDULE	OF SCHEDULE	RPI	RPI	RPI	RPI
DIV. I ONLY	2- 3	214	2- 3	255	158	241	241	9	9	
DIV. I NON-CONF.	2- 3	214	2- 3	255	158	241	241	9	9	
TOTALS	RPI 1-25	RPI 26-50	W-L RECORDS	RPI 51-100	RPI 101-150	RPI 150+				
2- 3	0- 0	0- 1	OVERALL	0- 1	0- 0	2- 1				
1- 0	0- 0	0- 0	HOME	0- 0	0- 0	1- 0				
0- 2	0- 0	0- 0	AWAY	0- 1	0- 0	0- 1				
1- 1	0- 0	0- 1	NEUTRAL	0- 0	0- 0	1- 0				
2- 3	0- 0	0- 1	NON-CONFERENCE	0- 1	0- 0	2- 1				
1- 0	0- 0	0- 0	HOME	0- 0	0- 0	1- 0				
0- 2	0- 0	0- 0	AWAY	0- 1	0- 0	0- 1				
1- 1	0- 0	0- 1	NEUTRAL	0- 0	0- 0	1- 0				
0- 0	0- 0	0- 0	CONFERENCE	0- 0	0- 0	0- 0				
0- 0	0- 0	0- 0	HOME	0- 0	0- 0	0- 0				
0- 0	0- 0	0- 0	AWAY	0- 0	0- 0	0- 0				
0- 0	0- 0	0- 0	NEUTRAL	0- 0	0- 0	0- 0				

RPI 1-25			RPI 26-50			RPI 51-100			RPI 101+			Team's RPI: 241
RPI	S	Opponent	Score	RPI	S	Opponent	Score	RPI	S	Opponent	Score	
				48	N	Georgia Tech	55 69	79	A	La Salle	59 66	
								244	A	Binghamton	72 77	
								254	N	Missouri St.	65 60	
								266	H	Lafayette	55 42	
LAST 12 Division I GAMES:												
				79	A	La Salle	59 66	254	N	Missouri St.	65 60	
								48	N	Georgia Tech	55 69	
								266	H	Lafayette	55 42	
								244	A	Binghamton	72 77	

Non-Div I Games:

Penn

Average RPI Win:	157	WON-LOST	WINNING	LAST 10	STRENGTH OF	OPP. STRENGTH	TEAM	ADJ.	CONF.	ADJ CONF.
Average RPI Loss:	80	RECORD	PCT. RANK	GAMES	SCHEDULE	OF SCHEDULE	RPI	RPI	RPI	RPI
DIV. I ONLY	7- 2	51	7- 2	218	6	75	75	4	4	
DIV. I NON-CONF.	7- 2	51	7- 2	218	6	75	75	4	4	
TOTALS	RPI 1-25	RPI 26-50	W-L RECORDS	RPI 51-100	RPI 101-150	RPI 150+				
7- 2	0- 1	1- 0	OVERALL	2- 0	1- 0	3- 1				
5- 0	0- 0	1- 0	HOME	1- 0	1- 0	2- 0				
2- 0	0- 0	0- 0	AWAY	1- 0	0- 0	1- 0				
0- 2	0- 1	0- 0	NEUTRAL	0- 0	0- 0	0- 1				
7- 2	0- 1	1- 0	NON-CONFERENCE	2- 0	1- 0	3- 1				
5- 0	0- 0	1- 0	HOME	1- 0	1- 0	2- 0				
2- 0	0- 0	0- 0	AWAY	1- 0	0- 0	1- 0				
0- 2	0- 1	0- 0	NEUTRAL	0- 0	0- 0	0- 1				
0- 0	0- 0	0- 0	CONFERENCE	0- 0	0- 0	0- 0				
0- 0	0- 0	0- 0	HOME	0- 0	0- 0	0- 0				
0- 0	0- 0	0- 0	AWAY	0- 0	0- 0	0- 0				
0- 0	0- 0	0- 0	NEUTRAL	0- 0	0- 0	0- 0				

RPI 1-25				RPI 26-50				RPI 51-100				Team's RPI: 75		RPI 101+			
RPI	S	Opponent	Score	RPI	S	Opponent	Score	RPI	S	Opponent	Score			RPI	S	Opponent	Score
9	N	Kansas St.	65 70	46	H	Drexel	84 70	89	H	Wake Forest	68 58			116	H	Siena	86 72
								92	A	Providence	60 51			151	N	Louisiana Tech	59 71
														227	H	Central Conn. St.	83 66
														242	H	Manhattan	78 46
														285	A	Marshall	80 65
LAST 12 Division I GAMES:																	

Non-Div I Games:

Penn St.

Pepperdine

Through Games Of Dec. 3, 2017

Average RPI Win:	216	WON-LOST	WINNING	LAST 10	STRENGTH OF	OPP. STRENGTH	TEAM	ADJ.	CONF.	ADJ CONF.
Average RPI Loss:	155	RECORD	PCT. RANK	GAMES	SCHEDULE	OF SCHEDULE	RPI	RPI	RPI	RPI
DIV. I ONLY	4- 3	131	4- 3	212	209	165	165	18	18	
DIV. I NON-CONF.	4- 3	131	4- 3	212	209	165	165	18	18	
TOTALS	RPI 1-25	RPI 26-50	W-L RECORDS	RPI 51-100	RPI 101-150	RPI 150+				
4- 3	0- 0	0- 1	OVERALL	0- 0	2- 1	2- 1				
2- 1	0- 0	0- 0	HOME	0- 0	1- 1	1- 0				
2- 2	0- 0	0- 1	AWAY	0- 0	1- 0	1- 1				
0- 0	0- 0	0- 0	NEUTRAL	0- 0	0- 0	0- 0				
4- 3	0- 0	0- 1	NON-CONFERENCE	0- 0	2- 1	2- 1				
2- 1	0- 0	0- 0	HOME	0- 0	1- 1	1- 0				
2- 2	0- 0	0- 1	AWAY	0- 0	1- 0	1- 1				
0- 0	0- 0	0- 0	NEUTRAL	0- 0	0- 0	0- 0				
0- 0	0- 0	0- 0	CONFERENCE	0- 0	0- 0	0- 0				
0- 0	0- 0	0- 0	HOME	0- 0	0- 0	0- 0				
0- 0	0- 0	0- 0	AWAY	0- 0	0- 0	0- 0				
0- 0	0- 0	0- 0	NEUTRAL	0- 0	0- 0	0- 0				

RPI 1-25			RPI 26-50			RPI 51-100			RPI 101+			Team's RPI: 165
RPI	S	Opponent	Score	RPI	S	Opponent	Score	RPI	S	Opponent	Score	
				47	A	UC Davis	64 69					
								117	H	Idaho St.	80 74	
								133	A	Nevada	77 72	
								145	H	Seattle U	62 65	
								273	A	UC Irvine	74 75	
								275	A	Long Beach St.	83 71	
								338	H	Utah Valley	71 44	
LAST 12 Division I GAMES:												
				47	A	UC Davis	64 69	338	H	Utah Valley	71 44	
				275	A	Long Beach St.	83 71	273	A	UC Irvine	74 75	
								117	H	Idaho St.	80 74	
								145	H	Seattle U	62 65	
								133	A	Nevada	77 72	

Non-Div I Games:

Pepperdine

Loss, Non-Conf, S Site, H Home A Away N Neutral

Average RPI Win:	249	WON-LOST	WINNING	LAST 10	STRENGTH OF	OPP. STRENGTH	TEAM	ADJ.	CONF.	ADJ CONF.
Average RPI Loss:	116	RECORD	PCT. RANK	GAMES	SCHEDULE	OF SCHEDULE	RPI	RPI	RPI	RPI
DIV. I ONLY	5- 3	111	5- 3	155	308	181	181	3	3	
DIV. I NON-CONF.	5- 3	111	5- 3	155	308	181	181	3	3	
TOTALS	RPI 1-25	RPI 26-50	W-L RECORDS	RPI 51-100	RPI 101-150	RPI 150+				
5- 3	0- 0	0- 0	OVERALL	0- 2	1- 0	4- 1				
4- 2	0- 0	0- 0	HOME	0- 1	1- 0	3- 1				
1- 1	0- 0	0- 0	AWAY	0- 1	0- 0	1- 0				
0- 0	0- 0	0- 0	NEUTRAL	0- 0	0- 0	0- 0				
5- 3	0- 0	0- 0	NON-CONFERENCE	0- 2	1- 0	4- 1				
4- 2	0- 0	0- 0	HOME	0- 1	1- 0	3- 1				
1- 1	0- 0	0- 0	AWAY	0- 1	0- 0	1- 0				
0- 0	0- 0	0- 0	NEUTRAL	0- 0	0- 0	0- 0				
0- 0	0- 0	0- 0	CONFERENCE	0- 0	0- 0	0- 0				
0- 0	0- 0	0- 0	HOME	0- 0	0- 0	0- 0				
0- 0	0- 0	0- 0	AWAY	0- 0	0- 0	0- 0				
0- 0	0- 0	0- 0	NEUTRAL	0- 0	0- 0	0- 0				

RPI 1-25				RPI 26-50				RPI 51-100				RPI 101+				Team's RPI: 181	
RPI	S	Opponent	Score	RPI	S	Opponent	Score	RPI	S	Opponent	Score	RPI	S	Opponent	Score		
								82	H	Wisconsin	57 58	118	H	Arkansas St.	87 47		
								96	A	Fordham	55 58	170	H	Duquesne	53 66		
												232	A	Cincinnati	66 46		
												280	H	Cornell	51 39		
												281	H	Youngstown St.	66 58		
												335	H	Towson	81 63		
LAST 12 Division I GAMES:																	
				96	A	Fordham	55 58	335	H	Towson	81 63						
				82	H	Wisconsin	57 58	170	H	Duquesne	53 66						
				118	H	Arkansas St.	87 47	280	H	Cornell	51 39						
				232	A	Cincinnati	66 46	281	H	Youngstown St.	66 58						

Non-Div I Games:

Pittsburgh

■ Loss, ■ Non-Conf, S Site, H Home A Away N Neutral

Average RPI Win:	263	WON-LOST	WINNING	LAST 10	STRENGTH OF	OPP. STRENGTH	TEAM	ADJ.	CONF.	ADJ CONF.
Average RPI Loss:	211	RECORD	PCT. RANK	GAMES	SCHEDULE	OF SCHEDULE	RPI	RPI	RPI	RPI
DIV. I ONLY	2- 4	229	2- 4	333	241	327	327	18	18	
DIV. I NON-CONF.	2- 4	229	2- 4	333	241	327	327	18	18	
TOTALS	RPI 1-25	RPI 26-50	W-L RECORDS	RPI 51-100	RPI 101-150	RPI 150+				
2- 4	0- 0	0- 0	OVERALL	0- 1	0- 0	2- 3				
2- 1	0- 0	0- 0	HOME	0- 0	0- 0	2- 1				
0- 3	0- 0	0- 0	AWAY	0- 1	0- 0	0- 2				
0- 0	0- 0	0- 0	NEUTRAL	0- 0	0- 0	0- 0				
2- 4	0- 0	0- 0	NON-CONFERENCE	0- 1	0- 0	2- 3				
2- 1	0- 0	0- 0	HOME	0- 0	0- 0	2- 1				
0- 3	0- 0	0- 0	AWAY	0- 1	0- 0	0- 2				
0- 0	0- 0	0- 0	NEUTRAL	0- 0	0- 0	0- 0				
0- 0	0- 0	0- 0	CONFERENCE	0- 0	0- 0	0- 0				
0- 0	0- 0	0- 0	HOME	0- 0	0- 0	0- 0				
0- 0	0- 0	0- 0	AWAY	0- 0	0- 0	0- 0				
0- 0	0- 0	0- 0	NEUTRAL	0- 0	0- 0	0- 0				

RPI 1-25				RPI 26-50				RPI 51-100				RPI 101+				Team's RPI: 327	
RPI	S	Opponent	Score	RPI	S	Opponent	Score	RPI	S	Opponent	Score	RPI	S	Opponent	Score		
								80	A	Washington	67	93	182	H	Portland St.	71	77
													188	H	Hawaii	76	47
													273	A	UC Irvine	52	63
													308	A	Cal St. Fullerton	61	66
													338	H	Utah Valley	71	64
LAST 12 Division I GAMES:																	
				308	A	Cal St. Fullerton	61	66	80	A	Washington	67	93				
				273	A	UC Irvine	52	63	182	H	Portland St.	71	77				
				338	H	Utah Valley	71	64									
				188	H	Hawaii	76	47									

Non-Div I Games: Willamette 72 52

Portland

Average RPI Win:	310	WON-LOST	WINNING	LAST 10	STRENGTH OF	OPP. STRENGTH	TEAM	ADJ.	CONF.	ADJ CONF.
Average RPI Loss:	139	RECORD	PCT. RANK	GAMES	SCHEDULE	OF SCHEDULE	RPI	RPI	RPI	RPI
DIV. I ONLY	2- 5	244	2- 5	150	252	182	182	20	20	
DIV. I NON-CONF.	2- 5	244	2- 5	150	252	182	182	20	20	
TOTALS	RPI 1-25	RPI 26-50	W-L RECORDS	RPI 51-100	RPI 101-150	RPI 150+				
2- 5	0- 0	0- 1	OVERALL	0- 0	0- 2	2- 2				
0- 0	0- 0	0- 0	HOME	0- 0	0- 0	0- 0				
2- 5	0- 0	0- 1	AWAY	0- 0	0- 2	2- 2				
0- 0	0- 0	0- 0	NEUTRAL	0- 0	0- 0	0- 0				
2- 5	0- 0	0- 1	NON-CONFERENCE	0- 0	0- 2	2- 2				
0- 0	0- 0	0- 0	HOME	0- 0	0- 0	0- 0				
2- 5	0- 0	0- 1	AWAY	0- 0	0- 2	2- 2				
0- 0	0- 0	0- 0	NEUTRAL	0- 0	0- 0	0- 0				
0- 0	0- 0	0- 0	CONFERENCE	0- 0	0- 0	0- 0				
0- 0	0- 0	0- 0	HOME	0- 0	0- 0	0- 0				
0- 0	0- 0	0- 0	AWAY	0- 0	0- 0	0- 0				
0- 0	0- 0	0- 0	NEUTRAL	0- 0	0- 0	0- 0				

RPI S	Opponent	Score	RPI S	Opponent	Score	RPI S	Opponent	Score	RPI S	Opponent	Score	Team's RPI: 182
			47 A	UC Davis	67 79				133 A	Nevada	55 67	
									145 A	Seattle U	77 91	
									159 A	Gonzaga	52 91	
									209 A	UNLV	80 88	
									293 A	San Jose St.	90 78	
									327 A	Portland	77 71	
LAST 12 Division I GAMES:												
159 A	Gonzaga	52 91	145 A	Seattle U	77 91							
327 A	Portland	77 71	293 A	San Jose St.	90 78							
			47 A	UC Davis	67 79							
			133 A	Nevada	55 67							
			209 A	UNLV	80 88							

Non-Div I Games: Multnomah 95 32

Portland St.

Average RPI Win:	0	WON-LOST	WINNING	LAST 10	STRENGTH OF	OPP. STRENGTH	TEAM	ADJ.	CONF.	ADJ CONF.
Average RPI Loss:	187	RECORD	PCT. RANK	GAMES	SCHEDULE	OF SCHEDULE	RPI	RPI	RPI	RPI
DIV. I ONLY	0- 5	323	0- 5	67	343	290	290	29	29	
DIV. I NON-CONF.	0- 5	323	0- 5	67	343	290	290	29	29	
TOTALS	RPI 1-25	RPI 26-50	W-L RECORDS	RPI 51-100	RPI 101-150	RPI 150+				
0- 5	0- 0	0- 0	OVERALL	0- 1	0- 1	0- 3				
0- 0	0- 0	0- 0	HOME	0- 0	0- 0	0- 0				
0- 4	0- 0	0- 0	AWAY	0- 1	0- 1	0- 2				
0- 1	0- 0	0- 0	NEUTRAL	0- 0	0- 0	0- 1				
0- 5	0- 0	0- 0	NON-CONFERENCE	0- 1	0- 1	0- 3				
0- 0	0- 0	0- 0	HOME	0- 0	0- 0	0- 0				
0- 4	0- 0	0- 0	AWAY	0- 1	0- 1	0- 2				
0- 1	0- 0	0- 0	NEUTRAL	0- 0	0- 0	0- 1				
0- 0	0- 0	0- 0	CONFERENCE	0- 0	0- 0	0- 0				
0- 0	0- 0	0- 0	HOME	0- 0	0- 0	0- 0				
0- 0	0- 0	0- 0	AWAY	0- 0	0- 0	0- 0				
0- 0	0- 0	0- 0	NEUTRAL	0- 0	0- 0	0- 0				

RPI 1-25			RPI 26-50			RPI 51-100			RPI 101+			Team's RPI: 290
RPI	S	Opponent	Score	RPI	S	Opponent	Score	RPI	S	Opponent	Score	
						60 A Texas A&M	70 98			145 A Texas St.	57 84	
										197 A UTRGV	62 78	
										202 N A&M-Corpus Christi	62 72	
										331 A Bethune-Cookman	52 77	
LAST 12 Division I GAMES:												
						60 A Texas A&M	70 98			145 A Texas St.	57 84	
						197 A UTRGV	62 78					
						202 N A&M-Corpus Christi	62 72					
						331 A Bethune-Cookman	52 77					

Non-Div I Games: Texas-Tyler 99 56 Arlington Baptist 116 73

Prairie View

Presbyterian

Through Games Of Dec. 3, 2017

Average RPI Win:	312	WON-LOST	WINNING	LAST 10	STRENGTH OF	OPP. STRENGTH	TEAM	ADJ.	CONF.	ADJ CONF.
Average RPI Loss:	99	RECORD	PCT. RANK	GAMES	SCHEDULE	OF SCHEDULE	RPI	RPI	RPI	RPI
DIV. I ONLY	1- 6	297	1- 6	124	130	229	229	30	30	
DIV. I NON-CONF.	1- 6	297	1- 6	124	130	229	229	30	30	
TOTALS	RPI 1-25	RPI 26-50	W-L RECORDS	RPI 51-100	RPI 101-150	RPI 150+				
1- 6	0- 0	0- 2	OVERALL	0- 2	0- 0	1- 2				
0- 1	0- 0	0- 0	HOME	0- 0	0- 0	0- 1				
1- 5	0- 0	0- 0	AWAY	0- 1	0- 0	1- 0				
0- 0	0- 0	0- 0	NEUTRAL	0- 0	0- 0	0- 0				
1- 6	0- 0	0- 2	NON-CONFERENCE	0- 2	0- 0	1- 2				
0- 1	0- 0	0- 0	HOME	0- 0	0- 0	0- 1				
1- 5	0- 0	0- 2	AWAY	0- 2	0- 0	1- 1				
0- 0	0- 0	0- 0	NEUTRAL	0- 0	0- 0	0- 0				
0- 0	0- 0	0- 0	CONFERENCE	0- 0	0- 0	0- 0				
0- 0	0- 0	0- 0	HOME	0- 0	0- 0	0- 0				
0- 0	0- 0	0- 0	AWAY	0- 0	0- 0	0- 0				
0- 0	0- 0	0- 0	NEUTRAL	0- 0	0- 0	0- 0				

RPI S	Opponent	Score	RPI S	Opponent	Score	RPI S	Opponent	Score	RPI S	Opponent	Score	Team's RPI: 229
33	A Duke	45 79	43	A UCLA	40 76	66	A Chattanooga	51 71	186	H Kennesaw St.	51 60	
						77	A Belmont	48 90	189	A San Diego St.	50 77	
									312	A USC Upstate	83 69	
LAST 12 Division I GAMES:												
77	A Belmont	48 90	186	H Kennesaw St.	51 60							
33	A Duke	45 79	66	A Chattanooga	51 71							
			312	A USC Upstate	83 69							
			43	A UCLA	40 76							
			189	A San Diego St.	50 77							

Non-Div I Games:

Presbyterian

Loss, Non-Conf, S Site, H Home A Away N Neutral

Average RPI Win:	128	WON-LOST	WINNING	LAST 10	STRENGTH OF	OPP. STRENGTH	TEAM	ADJ.	CONF.	ADJ CONF.
Average RPI Loss:	27	RECORD	PCT. RANK	GAMES	SCHEDULE	OF SCHEDULE	RPI	RPI	RPI	RPI
DIV. I ONLY	4- 2	98	4- 2	10	57	24	24	9	9	
DIV. I NON-CONF.	4- 2	98	4- 2	10	57	24	24	9	9	
TOTALS	RPI 1-25	RPI 26-50	W-L RECORDS	RPI 51-100	RPI 101-150	RPI 150+				
4- 2	0- 1	0- 1	OVERALL	2- 0	1- 0	1- 0				
2- 2	0- 1	0- 1	HOME	1- 0	1- 0	0- 0				
2- 0	0- 0	0- 0	AWAY	1- 0	0- 0	1- 0				
0- 0	0- 0	0- 0	NEUTRAL	0- 0	0- 0	0- 0				
4- 2	0- 1	0- 1	NON-CONFERENCE	2- 0	1- 0	1- 0				
2- 2	0- 1	0- 1	HOME	1- 0	1- 0	0- 0				
2- 0	0- 0	0- 0	AWAY	1- 0	0- 0	1- 0				
0- 0	0- 0	0- 0	NEUTRAL	0- 0	0- 0	0- 0				
0- 0	0- 0	0- 0	CONFERENCE	0- 0	0- 0	0- 0				
0- 0	0- 0	0- 0	HOME	0- 0	0- 0	0- 0				
0- 0	0- 0	0- 0	AWAY	0- 0	0- 0	0- 0				
0- 0	0- 0	0- 0	NEUTRAL	0- 0	0- 0	0- 0				

RPI 1-25				Team's RPI: 24				RPI 26-50				RPI 51-100				RPI 101+			
RPI	S	Opponent	Score	RPI	S	Opponent	Score	RPI	S	Opponent	Score	RPI	S	Opponent	Score				
5	H	Villanova	59 62	48	H	Georgia Tech	56 67	97	H	Delaware	78 60	119	H	George Washington	72 52				
								98	A	Seton Hall	85 83	196	A	Davidson	63 57				
LAST 12 Division I GAMES:																			
5	H	Villanova	59 62	97	H	Delaware	78 60												
196	A	Davidson	63 57																
48	H	Georgia Tech	56 67																
98	A	Seton Hall	85 83																
119	H	George Washington	72 52																

Non-Div I Games:

Princeton

Average RPI Win:	183	WON-LOST	WINNING	LAST 10	STRENGTH OF	OPP. STRENGTH	TEAM	ADJ.	CONF.	ADJ CONF.
Average RPI Loss:	114	RECORD	PCT. RANK	GAMES	SCHEDULE	OF SCHEDULE	RPI	RPI	RPI	RPI
DIV. I ONLY	6- 3	98	6- 3	98	191	92	92	6	6	
DIV. I NON-CONF.	6- 3	98	6- 3	98	191	92	92	6	6	
TOTALS	RPI 1-25	RPI 26-50	W-L RECORDS	RPI 51-100	RPI 101-150	RPI 150+				
6- 3	0- 0	0- 0	OVERALL	1- 2	2- 0	3- 1				
1- 3	0- 0	0- 0	HOME	0- 2	0- 0	1- 1				
2- 0	0- 0	0- 0	AWAY	1- 0	0- 0	1- 0				
3- 0	0- 0	0- 0	NEUTRAL	0- 0	2- 0	1- 0				
6- 3	0- 0	0- 0	NON-CONFERENCE	1- 2	2- 0	3- 1				
1- 3	0- 0	0- 0	HOME	0- 2	0- 0	1- 1				
2- 0	0- 0	0- 0	AWAY	1- 0	0- 0	1- 0				
3- 0	0- 0	0- 0	NEUTRAL	0- 0	2- 0	1- 0				
0- 0	0- 0	0- 0	CONFERENCE	0- 0	0- 0	0- 0				
0- 0	0- 0	0- 0	HOME	0- 0	0- 0	0- 0				
0- 0	0- 0	0- 0	AWAY	0- 0	0- 0	0- 0				
0- 0	0- 0	0- 0	NEUTRAL	0- 0	0- 0	0- 0				

RPI 1-25				RPI 26-50				RPI 51-100				Team's RPI: 92	RPI 101+				
RPI	S	Opponent	Score	RPI	S	Opponent	Score	RPI	S	Opponent	Score		RPI	S	Opponent	Score	
								51	A	Yale	55	51	127	N	Stetson	56	45
								75	H	Penn St.	51	60	149	N	Wright St.	74	69
								87	H	Brown	59	64	168	A	Northeastern	98	95
													179	H	Columbia	64	73
													297	N	Savannah St.	78	48
													306	H	Rhode Island	65	41
LAST 12 Division I GAMES:																	
				306	H	Rhode Island	65	41					87	H	Brown	59	64
				168	A	Northeastern	98	95					51	A	Yale	55	51
				179	H	Columbia	64	73					127	N	Stetson	56	45
													149	N	Wright St.	74	69
													297	N	Savannah St.	78	48
													75	H	Penn St.	51	60

Non-Div I Games:

Providence

Average RPI Win:	146	WON-LOST	WINNING	LAST 10	STRENGTH OF	OPP. STRENGTH	TEAM	ADJ.	CONF.	ADJ CONF.
Average RPI Loss:	34	RECORD	PCT. RANK	GAMES	SCHEDULE	OF SCHEDULE	RPI	RPI	RPI	RPI
DIV. I ONLY	5- 3	111	5- 3	21	51	21	21	4	4	
DIV. I NON-CONF.	5- 3	111	5- 3	21	51	21	21	4	4	
TOTALS	RPI 1-25	RPI 26-50	W-L RECORDS	RPI 51-100	RPI 101-150	RPI 150+				
5- 3	0- 1	0- 2	OVERALL	1- 0	2- 0	2- 0				
2- 0	0- 0	0- 0	HOME	0- 0	2- 0	0- 0				
2- 2	0- 1	0- 1	AWAY	1- 0	0- 0	1- 0				
1- 1	0- 0	0- 1	NEUTRAL	0- 0	0- 0	1- 0				
5- 3	0- 1	0- 2	NON-CONFERENCE	1- 0	2- 0	2- 0				
2- 0	0- 0	0- 0	HOME	0- 0	2- 0	0- 0				
2- 2	0- 1	0- 1	AWAY	1- 0	0- 0	1- 0				
1- 1	0- 0	0- 1	NEUTRAL	0- 0	0- 0	1- 0				
0- 0	0- 0	0- 0	CONFERENCE	0- 0	0- 0	0- 0				
0- 0	0- 0	0- 0	HOME	0- 0	0- 0	0- 0				
0- 0	0- 0	0- 0	AWAY	0- 0	0- 0	0- 0				
0- 0	0- 0	0- 0	NEUTRAL	0- 0	0- 0	0- 0				

RPI 1-25				RPI 26-50				RPI 51-100				RPI 101+			
RPI	S	Opponent	Score	RPI	S	Opponent	Score	RPI	S	Opponent	Score	RPI	S	Opponent	Score
17	A	Utah	68 81	38	N	Southern California	46 58	65	A	Central Mich.	79 69	135	H	Lamar University	79 64
				48	A	Georgia Tech	55 68					139	H	Miami (OH)	75 66
												188	A	Hawaii	79 67
												204	N	Marist	61 47
LAST 12 Division I GAMES:															
48	A	Georgia Tech	55 68	17	A	Utah	68 81	135	H	Lamar University	79 64				
204	N	Marist	61 47	139	H	Miami (OH)	75 66	188	A	Hawaii	79 67				
38	N	Southern California	46 58	65	A	Central Mich.	79 69								

Non-Div I Games:

Purdue

Quinnipiac

Through Games Of Dec. 3, 2017

Average RPI Win:	96	WON-LOST	WINNING	LAST 10	STRENGTH OF	OPP. STRENGTH	TEAM	ADJ.	CONF.	ADJ CONF.
Average RPI Loss:	24	RECORD	PCT. RANK	GAMES	SCHEDULE	OF SCHEDULE	RPI	RPI	RPI	RPI
DIV. I ONLY	4- 3	131	4- 3	7	22	14	14	19	19	
DIV. I NON-CONF.	4- 3	131	4- 3	7	22	14	14	19	19	
TOTALS	RPI 1-25	RPI 26-50	W-L RECORDS	RPI 51-100	RPI 101-150	RPI 150+				
4- 3	0- 2	1- 1	OVERALL	1- 0	1- 0	1- 0				
2- 0	0- 0	1- 0	HOME	1- 0	0- 0	0- 0				
2- 2	0- 2	0- 0	AWAY	0- 0	1- 0	1- 0				
0- 1	0- 0	0- 1	NEUTRAL	0- 0	0- 0	0- 0				
4- 3	0- 2	1- 1	NON-CONFERENCE	1- 0	1- 0	1- 0				
2- 0	0- 0	1- 0	HOME	1- 0	0- 0	0- 0				
2- 2	0- 2	0- 0	AWAY	0- 0	1- 0	1- 0				
0- 1	0- 0	0- 1	NEUTRAL	0- 0	0- 0	0- 0				
0- 0	0- 0	0- 0	CONFERENCE	0- 0	0- 0	0- 0				
0- 0	0- 0	0- 0	HOME	0- 0	0- 0	0- 0				
0- 0	0- 0	0- 0	AWAY	0- 0	0- 0	0- 0				
0- 0	0- 0	0- 0	NEUTRAL	0- 0	0- 0	0- 0				

RPI 1-25				Team's RPI: 14	RPI 26-50				RPI 51-100				RPI 101+			
RPI	S	Opponent	Score		RPI	S	Opponent	Score	RPI	S	Opponent	Score	RPI	S	Opponent	Score
12	A	Iowa	67 83		31	H	Northern Colo.	60 49	62	H	Dayton	72 66	105	A	Hampton	64 58
18	A	Ohio St.	63 95		41	N	Missouri	51 66					187	A	Richmond	81 65
LAST 12 Division I GAMES:																
62	H	Dayton	72 66		105	A	Hampton	64 58								
31	H	Northern Colo.	60 49		187	A	Richmond	81 65								
18	A	Ohio St.	63 95													
41	N	Missouri	51 66													
12	A	Iowa	67 83													

Non-Div I Games:

Quinnipiac

Loss, Non-Conf, S Site, H Home A Away N Neutral

Average RPI Win:	273	WON-LOST	WINNING	LAST 10	STRENGTH OF	OPP. STRENGTH	TEAM	ADJ.	CONF.	ADJ CONF.
Average RPI Loss:	64	RECORD	PCT. RANK	GAMES	SCHEDULE	OF SCHEDULE	RPI	RPI	RPI	RPI
DIV. I ONLY	3- 2	122	3- 2	278	95	166	166	30	30	
DIV. I NON-CONF.	3- 2	122	3- 2	278	95	166	166	30	30	
TOTALS	RPI 1-25	RPI 26-50	W-L RECORDS	RPI 51-100	RPI 101-150	RPI 150+				
3- 2	0- 0	0- 0	OVERALL	0- 2	0- 0	3- 0				
2- 0	0- 0	0- 0	HOME	0- 0	0- 0	2- 0				
1- 2	0- 0	0- 0	AWAY	0- 0	0- 0	1- 0				
0- 0	0- 0	0- 0	NEUTRAL	0- 0	0- 0	0- 0				
3- 2	0- 0	0- 0	NON-CONFERENCE	0- 2	0- 0	3- 0				
2- 0	0- 0	0- 0	HOME	0- 0	0- 0	2- 0				
1- 2	0- 0	0- 0	AWAY	0- 2	0- 0	1- 0				
0- 0	0- 0	0- 0	NEUTRAL	0- 0	0- 0	0- 0				
0- 0	0- 0	0- 0	CONFERENCE	0- 0	0- 0	0- 0				
0- 0	0- 0	0- 0	HOME	0- 0	0- 0	0- 0				
0- 0	0- 0	0- 0	AWAY	0- 0	0- 0	0- 0				
0- 0	0- 0	0- 0	NEUTRAL	0- 0	0- 0	0- 0				

RPI 1-25			RPI 26-50			RPI 51-100			RPI 101+			Team's RPI: 166
RPI	S	Opponent	Score	RPI	S	Opponent	Score	RPI	S	Opponent	Score	
						57	A Virginia Tech	42	68	237	A Tennessee Tech	60 41
						71	A North Carolina	46	79	271	H Appalachian St.	61 40
										311	H UNCG	56 53
LAST 12 Division I GAMES:												
						57	A Virginia Tech	42	68	311	H UNCG	56 53
										237	A Tennessee Tech	60 41
										71	A North Carolina	46 79
										271	H Appalachian St.	61 40

Non-Div I Games:

Radford

Rhode Island

Through Games Of Dec. 3, 2017

Average RPI Win:	347	WON-LOST	WINNING	LAST 10	STRENGTH OF	OPP. STRENGTH	TEAM	ADJ.	CONF.	ADJ CONF.
Average RPI Loss:	142	RECORD	PCT. RANK	GAMES	SCHEDULE	OF SCHEDULE	RPI	RPI	RPI	RPI
DIV. I ONLY	1- 6	297	1- 6	214	269	306	306	11	11	
DIV. I NON-CONF.	1- 6	297	1- 6	214	269	306	306	11	11	
TOTALS	RPI 1-25	RPI 26-50	W-L RECORDS	RPI 51-100	RPI 101-150	RPI 150+				
1- 6	0- 0	0- 0	OVERALL	0- 3	0- 1	1- 2				
1- 1	0- 0	0- 0	HOME	0- 1	0- 0	1- 0				
0- 4	0- 0	0- 0	AWAY	0- 2	0- 1	0- 1				
0- 1	0- 0	0- 0	NEUTRAL	0- 0	0- 0	0- 1				
1- 6	0- 0	0- 0	NON-CONFERENCE	0- 3	0- 1	1- 2				
1- 1	0- 0	0- 0	HOME	0- 1	0- 0	1- 0				
0- 4	0- 0	0- 0	AWAY	0- 2	0- 1	0- 1				
0- 1	0- 0	0- 0	NEUTRAL	0- 0	0- 0	0- 1				
0- 0	0- 0	0- 0	CONFERENCE	0- 0	0- 0	0- 0				
0- 0	0- 0	0- 0	HOME	0- 0	0- 0	0- 0				
0- 0	0- 0	0- 0	AWAY	0- 0	0- 0	0- 0				
0- 0	0- 0	0- 0	NEUTRAL	0- 0	0- 0	0- 0				

RPI 1-25				RPI 26-50				RPI 51-100				RPI 101+				Team's RPI: 306	
RPI	S	Opponent	Score	RPI	S	Opponent	Score	RPI	S	Opponent	Score	RPI	S	Opponent	Score		
								54	H	Minnesota	60	82	131	A	Samford	37	67
								92	A	Providence	41	65	200	A	Dartmouth	54	70
								99	A	Jacksonville St.	53	63	278	N	Bryant	52	58
													347	H	UMass Lowell	81	64
LAST 12 Division I GAMES:																	
200	A	Dartmouth	54	70	92	A	Providence	41	65								
99	A	Jacksonville St.	53	63	278	N	Bryant	52	58								
131	A	Samford	37	67													
54	H	Minnesota	60	82													
347	H	UMass Lowell	81	64													

Non-Div I Games:

Rhode Island

■ Loss,
 ■ Non-Conf,
 S Site,
 ■ Home
 ■ Away
 N Neutral

Average RPI Win:	281	WON-LOST	WINNING	LAST 10	STRENGTH OF	OPP. STRENGTH	TEAM	ADJ.	CONF.	ADJ CONF.
Average RPI Loss:	43	RECORD	PCT. RANK	GAMES	SCHEDULE	OF SCHEDULE	RPI	RPI	RPI	RPI
DIV. I ONLY	5- 2	72	5- 2	319	122	141	141	16	16	
DIV. I NON-CONF.	5- 2	72	5- 2	319	122	141	141	16	16	
TOTALS	RPI 1-25	RPI 26-50	W-L RECORDS	RPI 51-100	RPI 101-150	RPI 150+				
5- 2	0- 0	0- 1	OVERALL	0- 1	0- 0	5- 0				
2- 0	0- 0	0- 0	HOME	0- 0	0- 0	2- 0				
3- 2	0- 0	0- 1	AWAY	0- 1	0- 0	3- 0				
0- 0	0- 0	0- 0	NEUTRAL	0- 0	0- 0	0- 0				
5- 2	0- 0	0- 1	NON-CONFERENCE	0- 1	0- 0	5- 0				
2- 0	0- 0	0- 0	HOME	0- 0	0- 0	2- 0				
3- 2	0- 0	0- 1	AWAY	0- 1	0- 0	3- 0				
0- 0	0- 0	0- 0	NEUTRAL	0- 0	0- 0	0- 0				
0- 0	0- 0	0- 0	CONFERENCE	0- 0	0- 0	0- 0				
0- 0	0- 0	0- 0	HOME	0- 0	0- 0	0- 0				
0- 0	0- 0	0- 0	AWAY	0- 0	0- 0	0- 0				
0- 0	0- 0	0- 0	NEUTRAL	0- 0	0- 0	0- 0				

RPI 1-25				RPI 26-50				RPI 51-100				RPI 101+				Team's RPI: 141	
RPI	S	Opponent	Score	RPI	S	Opponent	Score	RPI	S	Opponent	Score	RPI	S	Opponent	Score		
				26	A	Kansas	65 73	60	A	Texas A&M	76 82	212	H	Houston Baptist	67 45		
												257	H	Little Rock	58 51		
												287	A	Grand Canyon	69 59		
												323	A	Sam Houston St.	79 50		
												326	A	Northern Ariz.	88 83		
LAST 12 Division I GAMES:																	
				60	A	Texas A&M	76 82	26	A	Kansas	65 73	257	H	Little Rock	58 51		
												323	A	Sam Houston St.	79 50		
												212	H	Houston Baptist	67 45		
												326	A	Northern Ariz.	88 83		
												287	A	Grand Canyon	69 59		

Non-Div I Games:

Rice

Average RPI Win:	262	WON-LOST	WINNING	LAST 10	STRENGTH OF	OPP. STRENGTH	TEAM	ADJ.	CONF.	ADJ CONF.
Average RPI Loss:	94	RECORD	PCT. RANK	GAMES	SCHEDULE	OF SCHEDULE	RPI	RPI	RPI	RPI
DIV. I ONLY	5- 5	157	5- 5	199	187	187	187	11	11	
DIV. I NON-CONF.	5- 5	157	5- 5	199	187	187	187	11	11	
TOTALS	RPI 1-25	RPI 26-50	W-L RECORDS	RPI 51-100	RPI 101-150	RPI 150+				
5- 5	0- 1	0- 0	OVERALL	0- 2	0- 1	5- 1				
0- 3	0- 1	0- 0	HOME	0- 2	0- 0	0- 0				
4- 0	0- 0	0- 0	AWAY	0- 0	0- 0	4- 0				
1- 2	0- 0	0- 0	NEUTRAL	0- 0	0- 1	1- 1				
5- 5	0- 1	0- 0	NON-CONFERENCE	0- 2	0- 1	5- 1				
0- 3	0- 1	0- 0	HOME	0- 2	0- 0	0- 0				
4- 0	0- 0	0- 0	AWAY	0- 0	0- 0	4- 0				
1- 2	0- 0	0- 0	NEUTRAL	0- 0	0- 1	1- 1				
0- 0	0- 0	0- 0	CONFERENCE	0- 0	0- 0	0- 0				
0- 0	0- 0	0- 0	HOME	0- 0	0- 0	0- 0				
0- 0	0- 0	0- 0	AWAY	0- 0	0- 0	0- 0				
0- 0	0- 0	0- 0	NEUTRAL	0- 0	0- 0	0- 0				

RPI 1-25				RPI 26-50			RPI 51-100				RPI 101+			Team's RPI: 187	
RPI	S	Opponent	Score	RPI	S	Opponent	Score	RPI	S	Opponent	Score	RPI	S	Opponent	Score
14	H	Quinnipiac	65 81					59	H	William & Mary	64 78	149	N	Wright St.	69 85
								89	H	Wake Forest	81 85	157	N	Florida	80 87
												179	A	Columbia	85 79
												253	A	Fairfield	72 67
												274	A	East Carolina	65 64
												297	N	Savannah St.	100 63
												307	A	Old Dominion	54 45
LAST 12 Division I GAMES:															
		14	H	Quinnipiac	65	81				274	A	East Carolina	65	64	
		59	H	William & Mary	64	78				89	H	Wake Forest	81	85	
		307	A	Old Dominion	54	45				179	A	Columbia	85	79	
		149	N	Wright St.	69	85				253	A	Fairfield	72	67	
		297	N	Savannah St.	100	63									
		157	N	Florida	80	87									

Non-Div I Games:

Richmond

■ Loss,
 ■ Non-Conf,
 S Site,
 ■ Home
 ■ Away
 N Neutral

Average RPI Win:	319	WON-LOST	WINNING	LAST 10	STRENGTH OF	OPP. STRENGTH	TEAM	ADJ.	CONF.	ADJ CONF.
Average RPI Loss:	205	RECORD	PCT. RANK	GAMES	SCHEDULE	OF SCHEDULE	RPI	RPI	RPI	RPI
DIV. I ONLY	1- 6	297	1- 6	131	347	298	298	19	19	
DIV. I NON-CONF.	1- 6	297	1- 6	131	347	298	298	19	19	
TOTALS	RPI 1-25	RPI 26-50	W-L RECORDS	RPI 51-100	RPI 101-150	RPI 150+				
1- 6	0- 0	0- 0	OVERALL	0- 1	0- 1	1- 4				
1- 2	0- 0	0- 0	HOME	0- 0	0- 0	1- 2				
0- 3	0- 0	0- 0	AWAY	0- 1	0- 1	0- 1				
0- 1	0- 0	0- 0	NEUTRAL	0- 0	0- 0	0- 1				
1- 6	0- 0	0- 0	NON-CONFERENCE	0- 1	0- 1	1- 4				
1- 2	0- 0	0- 0	HOME	0- 0	0- 0	1- 2				
0- 3	0- 0	0- 0	AWAY	0- 1	0- 1	0- 1				
0- 1	0- 0	0- 0	NEUTRAL	0- 0	0- 0	0- 1				
0- 0	0- 0	0- 0	CONFERENCE	0- 0	0- 0	0- 0				
0- 0	0- 0	0- 0	HOME	0- 0	0- 0	0- 0				
0- 0	0- 0	0- 0	AWAY	0- 0	0- 0	0- 0				
0- 0	0- 0	0- 0	NEUTRAL	0- 0	0- 0	0- 0				

RPI 1-25			RPI 26-50			RPI 51-100			RPI 101+			Team's RPI: 298
RPI	S	Opponent	Score	RPI	S	Opponent	Score	RPI	S	Opponent	Score	
						98 A Seton Hall	49 85	128 A Navy		44 63		
								203 H Bucknell		71 76		
								261 H Holy Cross		56 83		
								266 A Lafayette		45 60		
								274 N East Carolina		63 66		
								319 H Vermont		64 49		
LAST 12 Division I GAMES:												
						98 A Seton Hall	49 85	319 H Vermont		64 49		
						266 A Lafayette	45 60	274 N East Carolina		63 66		
						261 H Holy Cross	56 83					
						128 A Navy	44 63					
						203 H Bucknell	71 76					

Non-Div I Games:

Rider

Average RPI Win:	281	WON-LOST	WINNING	LAST 10	STRENGTH OF	OPP. STRENGTH	TEAM	ADJ.	CONF.	ADJ CONF.
Average RPI Loss:	147	RECORD	PCT. RANK	GAMES	SCHEDULE	OF SCHEDULE	RPI	RPI	RPI	RPI
DIV. I ONLY	4- 3	131	4- 3	276	273	223	223	25	25	
DIV. I NON-CONF.	4- 3	131	4- 3	276	273	223	223	25	25	
TOTALS	RPI 1-25	RPI 26-50	W-L RECORDS	RPI 51-100	RPI 101-150	RPI 150+				
4- 3	0- 0	0- 0	OVERALL	0- 1	0- 0	4- 2				
2- 1	0- 0	0- 0	HOME	0- 0	0- 0	2- 1				
2- 1	0- 0	0- 0	AWAY	0- 1	0- 0	2- 0				
0- 1	0- 0	0- 0	NEUTRAL	0- 0	0- 0	0- 1				
4- 3	0- 0	0- 0	NON-CONFERENCE	0- 1	0- 0	4- 2				
2- 1	0- 0	0- 0	HOME	0- 0	0- 0	2- 1				
2- 1	0- 0	0- 0	AWAY	0- 1	0- 0	2- 0				
0- 1	0- 0	0- 0	NEUTRAL	0- 0	0- 0	0- 1				
0- 0	0- 0	0- 0	CONFERENCE	0- 0	0- 0	0- 0				
0- 0	0- 0	0- 0	HOME	0- 0	0- 0	0- 0				
0- 0	0- 0	0- 0	AWAY	0- 0	0- 0	0- 0				
0- 0	0- 0	0- 0	NEUTRAL	0- 0	0- 0	0- 0				

RPI 1-25			RPI 26-50			RPI 51-100			RPI 101+			Team's RPI: 223
RPI	S	Opponent	Score	RPI	S	Opponent	Score	RPI	S	Opponent	Score	
						72 A Michigan St.	58 100			163 H Bowling Green	62 64	
										205 N San Francisco	45 57	
										219 H Monmouth	56 38	
										277 A Cal Poly	66 50	
										281 H Youngstown St.	84 52	
										345 A Northern Ky.	59 50	
LAST 12 Division I GAMES:												
						219 H Monmouth	56 38			281 H Youngstown St.	84 52	
										205 N San Francisco	45 57	
										277 A Cal Poly	66 50	
										345 A Northern Ky.	59 50	
										163 H Bowling Green	62 64	
										72 A Michigan St.	58 100	

Non-Div I Games:

Robert Morris

REGULAR SEASON				THROUGH GAMES OF DEC. 31, 1917						
Average RPI Win:	111	WON-LOST	WINNING	LAST 10	STRENGTH OF	OPP. STRENGTH	TEAM	ADJ.	CONF.	ADJ CONF.
Average RPI Loss:	18	RECORD	PCT. RANK	GAMES	SCHEDULE	OF SCHEDULE	RPI	RPI	RPI	RPI
DIV. I ONLY	7- 2	51	7- 2	80	4	29	29	4	4	
DIV. I NON-CONF.	7- 2	51	7- 2	80	4	29	29	4	4	
<hr/>										
TOTALS	RPI 1-25	RPI 26-50		W-L RECORDS		RPI 51-100	RPI 101-150	RPI 150+		
7- 2	0- 1	0- 1		OVERALL		3- 0	3- 0	1- 0		
3- 0	0- 0	0- 0		HOME		2- 0	1- 0	0- 0		
3- 0	0- 0	0- 0		AWAY		0- 0	2- 0	1- 0		
1- 2	0- 1	0- 1		NEUTRAL		1- 0	0- 0	0- 0		
<hr/>										
7- 2	0- 1	0- 1		NON-CONFERENCE		3- 0	3- 0	1- 0		
3- 0	0- 0	0- 0		HOME		2- 0	1- 0	0- 0		
3- 0	0- 0	0- 0		AWAY		0- 0	2- 0	1- 0		
1- 2	0- 1	0- 1		NEUTRAL		1- 0	0- 0	0- 0		
<hr/>										
0- 0	0- 0	0- 0		CONFERENCE		0- 0	0- 0	0- 0		
0- 0	0- 0	0- 0		HOME		0- 0	0- 0	0- 0		
0- 0	0- 0	0- 0		AWAY		0- 0	0- 0	0- 0		
0- 0	0- 0	0- 0		NEUTRAL		0- 0	0- 0	0- 0		

RPI 1-25				RPI 26-50				Team's RPI: 29				RPI 51-100				RPI 101+			
RPI	S	Opponent	Score	RPI	S	Opponent	Score	RPI	S	Opponent	Score	RPI	S	Opponent	Score	RPI	S	Opponent	Score
7	N	South Carolina	68 78	28	N	Washington St.	60 63	64	H	NC State	57 53	104	A	Temple	84 67				
								70	N	Western Mich.	75 64	116	H	Siena	59 47				
								89	H	Wake Forest	65 51	132	A	James Madison	76 63				
												199	A	Charlotte	77 54				
LAST 12 Division I GAMES:																			
116	H	Siena	59 47	199	A	Charlotte	77 54												
64	H	NC State	57 53	104	A	Temple	84 67												
28	N	Washington St.	60 63	132	A	James Madison	76 63												
70	N	Western Mich.	75 64																
7	N	South Carolina	68 78																
89	H	Wake Forest	65 51																

Non-Div I Games:

Rutgers

Average RPI Win:	242	WON-LOST	WINNING	LAST 10	STRENGTH OF	OPP. STRENGTH	TEAM	ADJ.	CONF.	ADJ CONF.
Average RPI Loss:	9	RECORD	PCT. RANK	GAMES	SCHEDULE	OF SCHEDULE	RPI	RPI	RPI	RPI
DIV. I ONLY	4- 1	45	4- 1	320	52	129	129	22	22	
DIV. I NON-CONF.	4- 1	45	4- 1	320	52	129	129	22	22	
TOTALS	RPI 1-25	RPI 26-50	W-L RECORDS	RPI 51-100	RPI 101-150	RPI 150+				
4- 1	0- 1	0- 0	OVERALL	0- 0	1- 0	3- 0				
2- 0	0- 0	0- 0	HOME	0- 0	1- 0	1- 0				
0- 1	0- 1	0- 0	AWAY	0- 0	0- 0	0- 0				
2- 0	0- 0	0- 0	NEUTRAL	0- 0	0- 0	2- 0				
4- 1	0- 1	0- 0	NON-CONFERENCE	0- 0	1- 0	3- 0				
2- 0	0- 0	0- 0	HOME	0- 0	1- 0	1- 0				
0- 1	0- 1	0- 0	AWAY	0- 0	0- 0	0- 0				
2- 0	0- 0	0- 0	NEUTRAL	0- 0	0- 0	2- 0				
0- 0	0- 0	0- 0	CONFERENCE	0- 0	0- 0	0- 0				
0- 0	0- 0	0- 0	HOME	0- 0	0- 0	0- 0				
0- 0	0- 0	0- 0	AWAY	0- 0	0- 0	0- 0				
0- 0	0- 0	0- 0	NEUTRAL	0- 0	0- 0	0- 0				

RPI 1-25				RPI 26-50				RPI 51-100				RPI 101+ Team's RPI: 129			
RPI	S	Opponent	Score	RPI	S	Opponent	Score	RPI	S	Opponent	Score	RPI	S	Opponent	Score
9	A	Kansas St.	49 74									143	H	South Dakota	77 55
												221	N	Alabama St.	77 50
												272	N	Alcorn	83 79
												333	H	Coppin St.	72 59
LAST 12 Division I GAMES:															
333	H	Coppin St.	72 59	143	H	South Dakota	77 55								
9	A	Kansas St.	49 74	272	N	Alcorn	83 79								
				221	N	Alabama St.	77 50								

Non-Div I Games: Howard Payne 105 35 Central Baptist 97 34

SFA

S
I
U
ES
I
U
E

SIUE

Average RPI Win:	232	WON-LOST	WINNING	LAST 10	STRENGTH OF	OPP. STRENGTH	TEAM	ADJ.	CONF.	ADJ CONF.
Average RPI Loss:	110	RECORD	PCT. RANK	GAMES	SCHEDULE	OF SCHEDULE	RPI	RPI	RPI	RPI
DIV. I ONLY	4- 5	190	4- 5	208	128	210	210	7	7	
DIV. I NON-CONF.	4- 5	190	4- 5	208	128	210	210	7	7	
TOTALS	RPI 1-25	RPI 26-50	W-L RECORDS	RPI 51-100	RPI 101-150	RPI 150+				
4- 5	0- 0	0- 1	OVERALL	0- 1	0- 2	4- 1				
3- 1	0- 0	0- 1	HOME	0- 0	0- 0	3- 0				
0- 4	0- 0	0- 0	AWAY	0- 1	0- 2	0- 1				
1- 0	0- 0	0- 0	NEUTRAL	0- 0	0- 0	1- 0				
4- 5	0- 0	0- 1	NON-CONFERENCE	0- 1	0- 2	4- 1				
3- 1	0- 0	0- 1	HOME	0- 0	0- 0	3- 0				
0- 4	0- 0	0- 0	AWAY	0- 1	0- 2	0- 1				
1- 0	0- 0	0- 0	NEUTRAL	0- 0	0- 0	1- 0				
0- 0	0- 0	0- 0	CONFERENCE	0- 0	0- 0	0- 0				
0- 0	0- 0	0- 0	HOME	0- 0	0- 0	0- 0				
0- 0	0- 0	0- 0	AWAY	0- 0	0- 0	0- 0				
0- 0	0- 0	0- 0	NEUTRAL	0- 0	0- 0	0- 0				

RPI 1-25				RPI 26-50				RPI 51-100				RPI 101+				Team's RPI: 210	
RPI	S	Opponent	Score	RPI	S	Opponent	Score	RPI	S	Opponent	Score	RPI	S	Opponent	Score		
				50	H	TCU	58 64	90	A	Oklahoma	75 87	124	A	UT Arlington	55 58		
												133	A	Nevada	72 80		
												154	A	North Texas	40 47		
												183	N	UC Riverside	73 51		
												236	H	Nicholls St.	68 61		
												240	H	Abilene Christian	65 44		
												269	H	CSU Bakersfield	41 29		
LAST 12 Division I GAMES:																	
				240	H	Abilene Christian	65 44	269	H	CSU Bakersfield	41 29						
				124	A	UT Arlington	55 58	154	A	North Texas	40 47						
				90	A	Oklahoma	75 87	133	A	Nevada	72 80						
				50	H	TCU	58 64	183	N	UC Riverside	73 51						
				236	H	Nicholls St.	68 61										

Non-Div I Games:

SMU

■ Loss,
 ■ Non-Conf,
 ■ S Site,
 ■ H Home
 ■ A Away
 N Neutral

Average RPI Win:	183	WON-LOST	WINNING	LAST 10	STRENGTH OF	OPP. STRENGTH	TEAM	ADJ.	CONF.	ADJ CONF.
Average RPI Loss:	87	RECORD	PCT. RANK	GAMES	SCHEDULE	OF SCHEDULE	RPI	RPI	RPI	RPI
DIV. I ONLY	1- 6	297	1- 6	20	163	136	136	20	20	
DIV. I NON-CONF.	1- 6	297	1- 6	20	163	136	136	20	20	
TOTALS	RPI 1-25	RPI 26-50	W-L RECORDS	RPI 51-100	RPI 101-150	RPI 150+				
1- 6	0- 1	0- 1	OVERALL	0- 2	0- 1	1- 1				
0- 0	0- 0	0- 0	HOME	0- 0	0- 0	0- 0				
0- 6	0- 1	0- 1	AWAY	0- 2	0- 1	0- 1				
1- 0	0- 0	0- 0	NEUTRAL	0- 0	0- 0	1- 0				
1- 6	0- 1	0- 1	NON-CONFERENCE	0- 2	0- 1	1- 1				
0- 0	0- 0	0- 0	HOME	0- 0	0- 0	0- 0				
0- 6	0- 1	0- 1	AWAY	0- 2	0- 1	0- 1				
1- 0	0- 0	0- 0	NEUTRAL	0- 0	0- 0	1- 0				
0- 0	0- 0	0- 0	CONFERENCE	0- 0	0- 0	0- 0				
0- 0	0- 0	0- 0	HOME	0- 0	0- 0	0- 0				
0- 0	0- 0	0- 0	AWAY	0- 0	0- 0	0- 0				
0- 0	0- 0	0- 0	NEUTRAL	0- 0	0- 0	0- 0				

RPI 1-25				RPI 26-50				RPI 51-100				RPI 101+ Team's RPI: 136			
RPI	S	Opponent	Score	RPI	S	Opponent	Score	RPI	S	Opponent	Score	RPI	S	Opponent	Score
11	A	West Virginia	47 101	47	A	UC Davis	72 79	53	A	Kentucky	70 101	133	A	Nevada	68 95
								55	A	Arizona St.	58 106	183	N	UC Riverside	99 72
												220	A	Morehead St.	71 75
LAST 12 Division I GAMES:															
47	A	UC Davis	72 79	183	N	UC Riverside	99 72	133	A	Nevada	68 95	55	A	Arizona St.	58 106
				11	A	West Virginia	47 101	220	A	Morehead St.	71 75	53	A	Kentucky	70 101

Non-Div I Games:

Sacramento St.

Average RPI Win:	270	WON-LOST	WINNING	LAST 10	STRENGTH OF	OPP. STRENGTH	TEAM	ADJ.	CONF.	ADJ CONF.
Average RPI Loss:	97	RECORD	PCT. RANK	GAMES	SCHEDULE	OF SCHEDULE	RPI	RPI	RPI	RPI
DIV. I ONLY	2- 4	229	2- 4	76	246	160	160	25	25	
DIV. I NON-CONF.	2- 4	229	2- 4	76	246	160	160	25	25	
TOTALS	RPI 1-25	RPI 26-50	W-L RECORDS	RPI 51-100	RPI 101-150	RPI 150+				
2- 4	0- 0	0- 1	OVERALL	0- 1	0- 1	2- 1				
0- 1	0- 0	0- 0	HOME	0- 1	0- 0	0- 0				
1- 2	0- 0	0- 1	AWAY	0- 0	0- 0	1- 1				
1- 1	0- 0	0- 0	NEUTRAL	0- 0	0- 1	1- 0				
2- 4	0- 0	0- 1	NON-CONFERENCE	0- 1	0- 1	2- 1				
0- 1	0- 0	0- 0	HOME	0- 1	0- 0	0- 0				
1- 2	0- 0	0- 1	AWAY	0- 0	0- 0	1- 1				
1- 1	0- 0	0- 0	NEUTRAL	0- 0	0- 1	1- 0				
0- 0	0- 0	0- 0	CONFERENCE	0- 0	0- 0	0- 0				
0- 0	0- 0	0- 0	HOME	0- 0	0- 0	0- 0				
0- 0	0- 0	0- 0	AWAY	0- 0	0- 0	0- 0				
0- 0	0- 0	0- 0	NEUTRAL	0- 0	0- 0	0- 0				

RPI 1-25			RPI 26-50			RPI 51-100			RPI 101+			Team's RPI: 160
RPI	S	Opponent	Score	RPI	S	Opponent	Score	RPI	S	Opponent	Score	
				35	A	Toledo	66 74	59	H	William & Mary	86 92	
								122	N	Southeast Mo. St.	50 82	
								170	A	Duquesne	68 87	
								232	A	Cincinnati	77 73	
								307	N	Old Dominion	79 68	
LAST 12 Division I GAMES:												
				35	A	Toledo	66 74	59	H	William & Mary	86 92	
								170	A	Duquesne	68 87	
								232	A	Cincinnati	77 73	
								307	N	Old Dominion	79 68	
								122	N	Southeast Mo. St.	50 82	

Non-Div I Games: Seton Hill 103 71

Saint Francis (PA)

Saint Joseph's

Through Games Of Dec. 3, 2017

Average RPI Win:	217	WON-LOST	WINNING	LAST 10	STRENGTH OF	OPP. STRENGTH	TEAM	ADJ.	CONF.	ADJ CONF.
Average RPI Loss:	55	RECORD	PCT. RANK	GAMES	SCHEDULE	OF SCHEDULE	RPI	RPI	RPI	RPI
DIV. I ONLY	5- 2	72	5- 2	137	99	52	52	11	11	
DIV. I NON-CONF.	5- 2	72	5- 2	137	99	52	52	11	11	
TOTALS	RPI 1-25	RPI 26-50	W-L RECORDS	RPI 51-100	RPI 101-150	RPI 150+				
5- 2	0- 1	0- 0	OVERALL	0- 0	1- 1	4- 0				
2- 0	0- 0	0- 0	HOME	0- 0	0- 0	2- 0				
3- 2	0- 1	0- 0	AWAY	0- 0	1- 1	2- 0				
0- 0	0- 0	0- 0	NEUTRAL	0- 0	0- 0	0- 0				
5- 2	0- 1	0- 0	NON-CONFERENCE	0- 0	1- 1	4- 0				
2- 0	0- 0	0- 0	HOME	0- 0	0- 0	2- 0				
3- 2	0- 1	0- 0	AWAY	0- 0	1- 1	2- 0				
0- 0	0- 0	0- 0	NEUTRAL	0- 0	0- 0	0- 0				
0- 0	0- 0	0- 0	CONFERENCE	0- 0	0- 0	0- 0				
0- 0	0- 0	0- 0	HOME	0- 0	0- 0	0- 0				
0- 0	0- 0	0- 0	AWAY	0- 0	0- 0	0- 0				
0- 0	0- 0	0- 0	NEUTRAL	0- 0	0- 0	0- 0				

RPI 1-25				RPI 26-50				RPI 51-100				Team's RPI: 52	RPI 101+			
RPI	S	Opponent	Score	RPI	S	Opponent	Score	RPI	S	Opponent	Score		RPI	S	Opponent	Score
5	A	Villanova	44 79										104	A	Temple	66 69
													132	A	James Madison	73 66
													203	A	Bucknell	77 53
													224	H	Saint Peter's	87 58
													258	A	Niagara	93 69
													268	H	Eastern Ill.	80 62
LAST 12 Division I GAMES:																
5	A	Villanova	44 79	203	A	Bucknell	77 53									
104	A	Temple	66 69	258	A	Niagara	93 69									
224	H	Saint Peter's	87 58													
268	H	Eastern Ill.	80 62													
132	A	James Madison	73 66													

Non-Div I Games:

Saint Joseph's

■ Loss,
 ■ Non-Conf,
 ■ S Site,
 ■ H Home
 ■ A Away
 N Neutral

Saint Louis

Through Games Of Dec. 3, 2017

Average RPI Win:	203	WON-LOST	WINNING	LAST 10	STRENGTH OF	OPP. STRENGTH	TEAM	ADJ.	CONF.	ADJ CONF.
Average RPI Loss:	118	RECORD	PCT. RANK	GAMES	SCHEDULE	OF SCHEDULE	RPI	RPI	RPI	RPI
DIV. I ONLY	4- 5	190	4- 5	85	198	142	142	11	11	
DIV. I NON-CONF.	4- 5	190	4- 5	85	198	142	142	11	11	
TOTALS	RPI 1-25	RPI 26-50	W-L RECORDS	RPI 51-100	RPI 101-150	RPI 150+				
4- 5	0- 0	1- 0	OVERALL	0- 3	0- 1	3- 1				
1- 2	0- 0	0- 0	HOME	0- 1	0- 1	1- 0				
1- 2	0- 0	0- 0	AWAY	0- 1	0- 0	1- 1				
2- 1	0- 0	1- 0	NEUTRAL	0- 1	0- 0	1- 0				
4- 5	0- 0	1- 0	NON-CONFERENCE	0- 3	0- 1	3- 1				
1- 2	0- 0	0- 0	HOME	0- 1	0- 1	1- 0				
1- 2	0- 0	0- 0	AWAY	0- 1	0- 0	1- 1				
2- 1	0- 0	1- 0	NEUTRAL	0- 1	0- 0	1- 0				
0- 0	0- 0	0- 0	CONFERENCE	0- 0	0- 0	0- 0				
0- 0	0- 0	0- 0	HOME	0- 0	0- 0	0- 0				
0- 0	0- 0	0- 0	AWAY	0- 0	0- 0	0- 0				
0- 0	0- 0	0- 0	NEUTRAL	0- 0	0- 0	0- 0				

RPI 1-25				RPI 26-50				RPI 51-100				RPI 101+ Team's RPI: 142			
RPI	S	Opponent	Score	RPI	S	Opponent	Score	RPI	S	Opponent	Score	RPI	S	Opponent	Score
				44	N	Ole Miss	79 64	69	N	LSU	59 71	114	H	Vanderbilt	69 74
								88	H	Loyola Marymount	60 62	195	N	Cleveland St.	80 64
								95	A	DePaul	78 86	225	A	SIUE	72 79
												257	H	Little Rock	48 45
												316	A	Indiana St.	60 59
LAST 12 Division I GAMES:															
225	A	SIUE	72 79	257	H	Little Rock	48 45								
95	A	DePaul	78 86	114	H	Vanderbilt	69 74								
44	N	Ole Miss	79 64	69	N	LSU	59 71								
88	H	Loyola Marymount	60 62	195	N	Cleveland St.	80 64								
316	A	Indiana St.	60 59												

Non-Div I Games:

Saint Louis

L Loss,
N Non-Conf,
S Site,
H Home
A Away
N Neutral

Average RPI Win:	203	WON-LOST	WINNING	LAST 10	STRENGTH OF	OPP. STRENGTH	TEAM	ADJ.	CONF.	ADJ CONF.
Average RPI Loss:	18	RECORD	PCT. RANK	GAMES	SCHEDULE	OF SCHEDULE	RPI	RPI	RPI	RPI
DIV. I ONLY	5- 2	72	5- 2	142	29	58	58	18	18	
DIV. I NON-CONF.	5- 2	72	5- 2	142	29	58	58	18	18	
TOTALS	RPI 1-25	RPI 26-50	W-L RECORDS	RPI 51-100	RPI 101-150	RPI 150+				
5- 2	0- 2	1- 0	OVERALL	0- 0	1- 0	3- 0				
4- 0	0- 0	1- 0	HOME	0- 0	1- 0	2- 0				
1- 2	0- 2	0- 0	AWAY	0- 0	0- 0	1- 0				
0- 0	0- 0	0- 0	NEUTRAL	0- 0	0- 0	0- 0				
5- 2	0- 2	1- 0	NON-CONFERENCE	0- 0	1- 0	3- 0				
4- 0	0- 0	1- 0	HOME	0- 0	1- 0	2- 0				
1- 2	0- 2	0- 0	AWAY	0- 0	0- 0	1- 0				
0- 0	0- 0	0- 0	NEUTRAL	0- 0	0- 0	0- 0				
0- 0	0- 0	0- 0	CONFERENCE	0- 0	0- 0	0- 0				
0- 0	0- 0	0- 0	HOME	0- 0	0- 0	0- 0				
0- 0	0- 0	0- 0	AWAY	0- 0	0- 0	0- 0				
0- 0	0- 0	0- 0	NEUTRAL	0- 0	0- 0	0- 0				

RPI 1-25				RPI 26-50				RPI 51-100				RPI 101+			
RPI	S	Opponent	Score	RPI	S	Opponent	Score	RPI	S	Opponent	Score	RPI	S	Opponent	Score
17	A	Utah	63 74	28	H	Washington St.	81 75					103	H	Indiana	88 82
19	A	California	80 87									277	H	Cal Poly	82 64
												291	H	UC Santa Barbara	89 59
												317	A	Boise St.	74 72
LAST 12 Division I GAMES:															
17	A	Utah	63 74	317	A	Boise St.	74 72					103	H	Indiana	88 82
												291	H	UC Santa Barbara	89 59
												277	H	Cal Poly	82 64
												28	H	Washington St.	81 75
												19	A	California	80 87

Non-Div I Games:

Saint Mary's (CA)

Saint Peter's

Through Games Of Dec. 3, 2017

Average RPI Win:	222	WON-LOST	WINNING	LAST 10	STRENGTH OF	OPP. STRENGTH	TEAM	ADJ.	CONF.	ADJ CONF.
Average RPI Loss:	150	RECORD	PCT. RANK	GAMES	SCHEDULE	OF SCHEDULE	RPI	RPI	RPI	RPI
DIV. I ONLY	3- 4	194	3- 4	238	242	224	224	19	19	
DIV. I NON-CONF.	3- 4	194	3- 4	238	242	224	224	19	19	
TOTALS	RPI 1-25	RPI 26-50	W-L RECORDS	RPI 51-100	RPI 101-150	RPI 150+				
3- 4	0- 0	0- 0	OVERALL	1- 2	0- 0	2- 2				
1- 1	0- 0	0- 0	HOME	0- 0	0- 0	1- 1				
1- 3	0- 0	0- 0	AWAY	0- 2	0- 0	1- 0				
1- 0	0- 0	0- 0	NEUTRAL	1- 0	0- 0	0- 0				
3- 4	0- 0	0- 0	NON-CONFERENCE	1- 2	0- 0	2- 2				
1- 1	0- 0	0- 0	HOME	0- 0	0- 0	1- 1				
1- 3	0- 0	0- 0	AWAY	0- 2	0- 0	1- 1				
1- 0	0- 0	0- 0	NEUTRAL	1- 0	0- 0	0- 0				
0- 0	0- 0	0- 0	CONFERENCE	0- 0	0- 0	0- 0				
0- 0	0- 0	0- 0	HOME	0- 0	0- 0	0- 0				
0- 0	0- 0	0- 0	AWAY	0- 0	0- 0	0- 0				
0- 0	0- 0	0- 0	NEUTRAL	0- 0	0- 0	0- 0				

RPI 1-25			RPI 26-50			RPI 51-100			RPI 101+			Team's RPI: 224
RPI	S	Opponent	Score	RPI	S	Opponent	Score	RPI	S	Opponent	Score	
						52 A Saint Joseph's	58 87	215 H St. Francis Brooklyn	49 64			
						97 N Delaware	90 87	234 A LIU Brooklyn	46 57			
						98 A Seton Hall	49 91	266 H Lafayette	64 61			
								303 A NJIT	59 52			
LAST 12 Division I GAMES:												
						215 H St. Francis Brooklyn	49 64	98 A Seton Hall	49 91			
						52 A Saint Joseph's	58 87					
						97 N Delaware	90 87					
						303 A NJIT	59 52					
						234 A LIU Brooklyn	46 57					
						266 H Lafayette	64 61					

Non-Div I Games:

Saint Peter's

■ Loss,
 ■ Non-Conf,
 ■ S Site,
 ■ H Home
 ■ A Away
 N Neutral

Average RPI Win:	0	WON-LOST	WINNING	LAST 10	STRENGTH OF	OPP. STRENGTH	TEAM	ADJ.	CONF.	ADJ CONF.
Average RPI Loss:	139	RECORD	PCT. RANK	GAMES	SCHEDULE	OF SCHEDULE	RPI	RPI	RPI	RPI
DIV. I ONLY	0- 3	323	0- 3	196	286	323	323	22	22	
DIV. I NON-CONF.	0- 3	323	0- 3	196	286	323	323	22	22	
TOTALS	RPI 1-25	RPI 26-50	W-L RECORDS	RPI 51-100	RPI 101-150	RPI 150+				
0- 3	0- 0	0- 0	OVERALL	0- 1	0- 1	0- 1				
0- 2	0- 0	0- 0	HOME	0- 0	0- 1	0- 1				
0- 1	0- 0	0- 0	AWAY	0- 0	0- 0	0- 0				
0- 0	0- 0	0- 0	NEUTRAL	0- 0	0- 0	0- 0				
0- 3	0- 0	0- 0	NON-CONFERENCE	0- 1	0- 1	0- 1				
0- 2	0- 0	0- 0	HOME	0- 0	0- 1	0- 1				
0- 1	0- 0	0- 0	AWAY	0- 1	0- 0	0- 0				
0- 0	0- 0	0- 0	NEUTRAL	0- 0	0- 0	0- 0				
0- 0	0- 0	0- 0	CONFERENCE	0- 0	0- 0	0- 0				
0- 0	0- 0	0- 0	HOME	0- 0	0- 0	0- 0				
0- 0	0- 0	0- 0	AWAY	0- 0	0- 0	0- 0				
0- 0	0- 0	0- 0	NEUTRAL	0- 0	0- 0	0- 0				

RPI 1-25			RPI 26-50			RPI 51-100			RPI 101+			Team's RPI: 323
RPI	S	Opponent	Score	RPI	S	Opponent	Score	RPI	S	Opponent	Score	
						86 A Arkansas	54 65			141 H Rice	50 79	
										190 H Texas Southern	58 77	
LAST 12 Division I GAMES:												
						190 H Texas Southern	58 77					
						141 H Rice	50 79					
						86 A Arkansas	54 65					

Non-Div I Games: Wiley 80 41 St. Thomas Houston 68 66

Sam Houston St.

Average RPI Win:	197	WON-LOST	WINNING	LAST 10	STRENGTH OF	OPP. STRENGTH	TEAM	ADJ.	CONF.	ADJ CONF.
Average RPI Loss:	44	RECORD	PCT. RANK	GAMES	SCHEDULE	OF SCHEDULE	RPI	RPI	RPI	RPI
DIV. I ONLY	3- 5	220	3- 5	53	34	131	131	17	17	
DIV. I NON-CONF.	3- 5	220	3- 5	53	34	131	131	17	17	
TOTALS	RPI 1-25	RPI 26-50	W-L RECORDS	RPI 51-100	RPI 101-150	RPI 150+				
3- 5	0- 2	0- 1	OVERALL	1- 2	0- 0	2- 0				
3- 1	0- 0	0- 1	HOME	1- 0	0- 0	2- 0				
0- 4	0- 0	0- 0	AWAY	0- 0	0- 0	0- 0				
0- 0	0- 0	0- 0	NEUTRAL	0- 0	0- 0	0- 0				
3- 5	0- 2	0- 1	NON-CONFERENCE	1- 2	0- 0	2- 0				
3- 1	0- 0	0- 1	HOME	1- 0	0- 0	2- 0				
0- 4	0- 2	0- 0	AWAY	0- 2	0- 0	0- 0				
0- 0	0- 0	0- 0	NEUTRAL	0- 0	0- 0	0- 0				
0- 0	0- 0	0- 0	CONFERENCE	0- 0	0- 0	0- 0				
0- 0	0- 0	0- 0	HOME	0- 0	0- 0	0- 0				
0- 0	0- 0	0- 0	AWAY	0- 0	0- 0	0- 0				
0- 0	0- 0	0- 0	NEUTRAL	0- 0	0- 0	0- 0				

RPI 1-25				RPI 26-50				RPI 51-100				RPI 101+ Team's RPI: 131			
RPI	S	Opponent	Score	RPI	S	Opponent	Score	RPI	S	Opponent	Score	RPI	S	Opponent	Score
8	A	Florida St.	62 87	37	H	Colorado	60 71	63	H	UCF	58 51	221	H	Alabama St.	58 39
12	A	Iowa	59 80					77	A	Belmont	46 83	306	H	Rhode Island	67 37
								86	A	Arkansas	63 84				
LAST 12 Division I GAMES:															
8	A	Florida St.	62 87	12	A	Iowa	59 80								
77	A	Belmont	46 83	63	H	UCF	58 51								
221	H	Alabama St.	58 39												
306	H	Rhode Island	67 37												
86	A	Arkansas	63 84												
37	H	Colorado	60 71												

Non-Div I Games:

Samford

Average RPI Win: 307		WON-LOST	WINNING	LAST 10	STRENGTH OF	OPP. STRENGTH	TEAM	ADJ.	CONF.	ADJ CONF.
Average RPI Loss: 174		RECORD	PCT. RANK	GAMES	SCHEDULE	OF SCHEDULE	RPI	RPI	RPI	RPI
DIV. I ONLY		4- 3	131	4- 3	328	277	235	235	18	18
DIV. I NON-CONF.		4- 3	131	4- 3	328	277	235	235	18	18
TOTALS	RPI 1-25		RPI 26-50		W-L RECORDS	RPI 51-100	RPI 101-150		RPI 150+	
4- 3	0- 0		0- 0		OVERALL	0- 0	0- 1		4- 2	
2- 0	0- 0		0- 0		HOME	0- 0	0- 0		2- 0	
1- 3	0- 0		0- 0		AWAY	0- 0	0- 1		1- 2	
1- 0	0- 0		0- 0		NEUTRAL	0- 0	0- 0		1- 0	
4- 3	0- 0		0- 0		NON-CONFERENCE	0- 0	0- 1		4- 2	
2- 0	0- 0		0- 0		HOME	0- 0	0- 0		2- 0	
1- 3	0- 0		0- 0		AWAY	0- 0	0- 1		1- 2	
1- 0	0- 0		0- 0		NEUTRAL	0- 0	0- 0		1- 0	
0- 0	0- 0		0- 0		CONFERENCE	0- 0	0- 0		0- 0	
0- 0	0- 0		0- 0		HOME	0- 0	0- 0		0- 0	
0- 0	0- 0		0- 0		AWAY	0- 0	0- 0		0- 0	
0- 0	0- 0		0- 0		NEUTRAL	0- 0	0- 0		0- 0	

RPI 1-25				RPI 26-50				RPI 51-100				RPI 101+				Team's RPI: 235	
RPI	S	Opponent	Score	RPI	S	Opponent	Score	RPI	S	Opponent	Score	RPI	S	Opponent	Score		
												145	A	Seattle U	73	80	
												188	A	Hawaii	63	64	
												189	A	San Diego St.	76	77	
												275	H	Long Beach St.	74	40	
												291	A	UC Santa Barbara	71	58	
												317	N	Boise St.	72	52	
												344	H	Southern Utah	72	59	
LAST 12 Division I GAMES:																	
				344	H	Southern Utah	72 59	145	A	Seattle U	73 80						
								189	A	San Diego St.	76 77						
								291	A	UC Santa Barbara	71 58						
								275	H	Long Beach St.	74 40						
								188	A	Hawaii	63 64						
								317	N	Boise St.	72 52						

Non-Div I Games: San Diego Christian82 53

San Diego

■ Loss, ■ Non-Conf, S Site, H Home A Away N Neutral

Average RPI Win:	275	WON-LOST	WINNING	LAST 10	STRENGTH OF	OPP. STRENGTH	TEAM	ADJ.	CONF.	ADJ CONF.
Average RPI Loss:	89	RECORD	PCT. RANK	GAMES	SCHEDULE	OF SCHEDULE	RPI	RPI	RPI	RPI
DIV. I ONLY	5- 2	72	5- 2	261	298	189	189	27	27	
DIV. I NON-CONF.	5- 2	72	5- 2	261	298	189	189	27	27	
TOTALS	RPI 1-25	RPI 26-50	W-L RECORDS	RPI 51-100	RPI 101-150	RPI 150+				
5- 2	0- 0	0- 0	OVERALL	0- 1	0- 1	5- 0				
4- 0	0- 0	0- 0	HOME	0- 0	0- 0	4- 0				
1- 0	0- 0	0- 0	AWAY	0- 0	0- 0	1- 0				
0- 2	0- 0	0- 0	NEUTRAL	0- 1	0- 1	0- 0				
5- 2	0- 0	0- 0	NON-CONFERENCE	0- 1	0- 1	5- 0				
4- 0	0- 0	0- 0	HOME	0- 0	0- 0	4- 0				
1- 0	0- 0	0- 0	AWAY	0- 0	0- 0	1- 0				
0- 2	0- 0	0- 0	NEUTRAL	0- 1	0- 1	0- 0				
0- 0	0- 0	0- 0	CONFERENCE	0- 0	0- 0	0- 0				
0- 0	0- 0	0- 0	HOME	0- 0	0- 0	0- 0				
0- 0	0- 0	0- 0	AWAY	0- 0	0- 0	0- 0				
0- 0	0- 0	0- 0	NEUTRAL	0- 0	0- 0	0- 0				

RPI 1-25				RPI 26-50				RPI 51-100				RPI 101+				Team's RPI: 189	
RPI	S	Opponent	Score	RPI	S	Opponent	Score	RPI	S	Opponent	Score	RPI	S	Opponent	Score		
								65	N	Central Mich.	76	85	112	N	Tulane	46	80
													229	H	Presbyterian	77	50
													235	H	San Diego	77	76
													296	H	CSUN	58	55
													308	H	Cal St. Fullerton	59	58
													309	A	Arizona	78	67
LAST 12 Division I GAMES:																	
				309	A	Arizona	78	67					296	H	CSUN	58	55
				235	H	San Diego	77	76					229	H	Presbyterian	77	50
				112	N	Tulane	46	80									
				65	N	Central Mich.	76	85									
				308	H	Cal St. Fullerton	59	58									

Non-Div I Games:

San Diego St.

San Francisco

Through Games Of Dec. 3, 2017

Average RPI Win:	264	WON-LOST	WINNING	LAST 10	STRENGTH OF	OPP. STRENGTH	TEAM	ADJ.	CONF.	ADJ CONF.
Average RPI Loss:	95	RECORD	PCT. RANK	GAMES	SCHEDULE	OF SCHEDULE	RPI	RPI	RPI	RPI
DIV. I ONLY	3- 4	194	3- 4	207	116	205	205	18	18	
DIV. I NON-CONF.	3- 4	194	3- 4	207	116	205	205	18	18	
TOTALS	RPI 1-25	RPI 26-50	W-L RECORDS	RPI 51-100	RPI 101-150	RPI 150+				
3- 4	0- 0	0- 3	OVERALL	0- 0	0- 0	3- 1				
1- 2	0- 0	0- 2	HOME	0- 0	0- 0	1- 0				
1- 2	0- 0	0- 1	AWAY	0- 0	0- 0	1- 1				
1- 0	0- 0	0- 0	NEUTRAL	0- 0	0- 0	1- 0				
3- 4	0- 0	0- 3	NON-CONFERENCE	0- 0	0- 0	3- 1				
1- 2	0- 0	0- 2	HOME	0- 0	0- 0	1- 0				
1- 2	0- 0	0- 1	AWAY	0- 0	0- 0	1- 1				
1- 0	0- 0	0- 0	NEUTRAL	0- 0	0- 0	1- 0				
0- 0	0- 0	0- 0	CONFERENCE	0- 0	0- 0	0- 0				
0- 0	0- 0	0- 0	HOME	0- 0	0- 0	0- 0				
0- 0	0- 0	0- 0	AWAY	0- 0	0- 0	0- 0				
0- 0	0- 0	0- 0	NEUTRAL	0- 0	0- 0	0- 0				

RPI 1-25				RPI 26-50				RPI 51-100				RPI 101+				Team's RPI: 205	
RPI	S	Opponent	Score	RPI	S	Opponent	Score	RPI	S	Opponent	Score	RPI	S	Opponent	Score		
				28	H	Washington St.	70 74					223	N	Robert Morris	57 45		
				31	A	Northern Colo.	60 73					277	A	Cal Poly	83 88		
				42	H	Stanford	66 86					277	H	Cal Poly	83 71		
												293	A	San Jose St.	87 81		
LAST 12 Division I GAMES:																	
				31	A	Northern Colo.	60 73	293	A	San Jose St.	87 81						
				28	H	Washington St.	70 74	42	H	Stanford	66 86						
				277	H	Cal Poly	83 71	277	A	Cal Poly	83 88						
								223	N	Robert Morris	57 45						

Non-Div I Games:

San Francisco

■ Loss,
 ■ Non-Conf,
 ■ S Site,
 ■ H Home
 ■ A Away
 N Neutral

Average RPI Win:	276	WON-LOST	WINNING	LAST 10	STRENGTH OF	OPP. STRENGTH	TEAM	ADJ.	CONF.	ADJ CONF.
Average RPI Loss:	144	RECORD	PCT. RANK	GAMES	SCHEDULE	OF SCHEDULE	RPI	RPI	RPI	RPI
DIV. I ONLY	2- 5	244	2- 5	307	140	293	293	27	27	
DIV. I NON-CONF.	2- 5	244	2- 5	307	140	293	293	27	27	
TOTALS	RPI 1-25	RPI 26-50	W-L RECORDS	RPI 51-100	RPI 101-150	RPI 150+				
2- 5	0- 0	0- 1	OVERALL	0- 0	0- 1	2- 3				
1- 2	0- 0	0- 0	HOME	0- 0	0- 0	1- 2				
1- 2	0- 0	0- 1	AWAY	0- 0	0- 0	1- 1				
0- 1	0- 0	0- 0	NEUTRAL	0- 0	0- 1	0- 0				
2- 5	0- 0	0- 1	NON-CONFERENCE	0- 0	0- 1	2- 3				
1- 2	0- 0	0- 0	HOME	0- 0	0- 0	1- 2				
1- 2	0- 0	0- 1	AWAY	0- 0	0- 0	1- 1				
0- 1	0- 0	0- 0	NEUTRAL	0- 0	0- 1	0- 0				
0- 0	0- 0	0- 0	CONFERENCE	0- 0	0- 0	0- 0				
0- 0	0- 0	0- 0	HOME	0- 0	0- 0	0- 0				
0- 0	0- 0	0- 0	AWAY	0- 0	0- 0	0- 0				
0- 0	0- 0	0- 0	NEUTRAL	0- 0	0- 0	0- 0				

RPI 1-25			RPI 26-50			RPI 51-100			RPI 101+			Team's RPI: 293
RPI	S	Opponent	Score	RPI	S	Opponent	Score	RPI	S	Opponent	Score	
				43	A	UCLA	69 129					
								105	N	Hampton	73 81	
								182	H	Portland St.	78 90	
								184	A	Pacific	97 106	
								205	H	San Francisco	81 87	
								269	H	CSU Bakersfield	67 57	
								282	A	Santa Clara	71 66	
LAST 12 Division I GAMES:												
205	H	San Francisco	81 87	184	A	Pacific	97 106					
282	A	Santa Clara	71 66	182	H	Portland St.	78 90					
105	N	Hampton	73 81	269	H	CSU Bakersfield	67 57					
				43	A	UCLA	69 129					

Non-Div I Games:

San Jose St.

Santa Clara

Through Games Of Dec. 3, 2017

Average RPI Win:	310	WON-LOST	WINNING	LAST 10	STRENGTH OF	OPP. STRENGTH	TEAM	ADJ.	CONF.	ADJ CONF.
Average RPI Loss:	158	RECORD	PCT. RANK	GAMES	SCHEDULE	OF SCHEDULE	RPI	RPI	RPI	RPI
DIV. I ONLY	2- 5	244	2- 5	230	261	282	282	18	18	
DIV. I NON-CONF.	2- 5	244	2- 5	230	261	282	282	18	18	
TOTALS	RPI 1-25	RPI 26-50	W-L RECORDS	RPI 51-100	RPI 101-150	RPI 150+				
2- 5	0- 1	0- 1	OVERALL	0- 0	0- 1	2- 2				
1- 4	0- 1	0- 1	HOME	0- 0	0- 0	1- 2				
1- 1	0- 0	0- 0	AWAY	0- 0	0- 0	1- 0				
0- 0	0- 0	0- 0	NEUTRAL	0- 0	0- 0	0- 0				
2- 5	0- 1	0- 1	NON-CONFERENCE	0- 0	0- 1	2- 2				
1- 4	0- 1	0- 1	HOME	0- 0	0- 0	1- 2				
1- 1	0- 0	0- 0	AWAY	0- 0	0- 1	1- 0				
0- 0	0- 0	0- 0	NEUTRAL	0- 0	0- 0	0- 0				
0- 0	0- 0	0- 0	CONFERENCE	0- 0	0- 0	0- 0				
0- 0	0- 0	0- 0	HOME	0- 0	0- 0	0- 0				
0- 0	0- 0	0- 0	AWAY	0- 0	0- 0	0- 0				
0- 0	0- 0	0- 0	NEUTRAL	0- 0	0- 0	0- 0				

RPI 1-25				RPI 26-50				RPI 51-100				RPI 101+ Team's RPI: 282			
RPI	S	Opponent	Score	RPI	S	Opponent	Score	RPI	S	Opponent	Score	RPI	S	Opponent	Score
19	H	California	41 79	38	H	Southern California	43 64					134	A	Northwestern	47 57
												291	H	UC Santa Barbara	68 63
												293	H	San Jose St.	66 71
												308	H	Cal St. Fullerton	69 73
												328	A	Ill.-Chicago	45 36
LAST 12 Division I GAMES:															
328	A	Ill.-Chicago	45 36	19	H	California	41 79								
134	A	Northwestern	47 57	293	H	San Jose St.	66 71								
38	H	Southern California	43 64												
291	H	UC Santa Barbara	68 63												
308	H	Cal St. Fullerton	69 73												

Non-Div I Games:

Santa Clara

Loss, Non-Conf, S Site, H Home A Away N Neutral

Average RPI Win:	321	WON-LOST	WINNING	LAST 10	STRENGTH OF	OPP. STRENGTH	TEAM	ADJ.	CONF.	ADJ CONF.
Average RPI Loss:	164	RECORD	PCT. RANK	GAMES	SCHEDULE	OF SCHEDULE	RPI	RPI	RPI	RPI
DIV. I ONLY	1- 4	277	1- 4	308	172	297	297	31	31	
DIV. I NON-CONF.	1- 4	277	1- 4	308	172	297	297	31	31	
TOTALS	RPI 1-25	RPI 26-50	W-L RECORDS	RPI 51-100	RPI 101-150	RPI 150+				
1- 4	0- 0	0- 0	OVERALL	0- 1	0- 0	1- 3				
0- 0	0- 0	0- 0	HOME	0- 0	0- 0	0- 0				
1- 1	0- 0	0- 0	AWAY	0- 0	0- 0	1- 1				
0- 3	0- 0	0- 0	NEUTRAL	0- 1	0- 0	0- 2				
1- 4	0- 0	0- 0	NON-CONFERENCE	0- 1	0- 0	1- 3				
0- 0	0- 0	0- 0	HOME	0- 0	0- 0	0- 0				
1- 1	0- 0	0- 0	AWAY	0- 0	0- 0	1- 1				
0- 3	0- 0	0- 0	NEUTRAL	0- 1	0- 0	0- 2				
0- 0	0- 0	0- 0	CONFERENCE	0- 0	0- 0	0- 0				
0- 0	0- 0	0- 0	HOME	0- 0	0- 0	0- 0				
0- 0	0- 0	0- 0	AWAY	0- 0	0- 0	0- 0				
0- 0	0- 0	0- 0	NEUTRAL	0- 0	0- 0	0- 0				

RPI 1-25				RPI 26-50				RPI 51-100				RPI 101+				Team's RPI: 297	
RPI	S	Opponent	Score	RPI	S	Opponent	Score	RPI	S	Opponent	Score	RPI	S	Opponent	Score		
								92	N	Providence	48	78	157	N	Florida	40	90
													187	N	Richmond	63	100
													221	A	Alabama St.	61	81
													321	A	Ga. Southern	71	67
LAST 12 Division I GAMES:																	
				321	A	Ga. Southern	71	67	157	N	Florida	40	90				
									187	N	Richmond	63	100				
									92	N	Providence	48	78				
									221	A	Alabama St.	61	81				

Non-Div I Games: LaGrange 86 44

Savannah St.

Average RPI Win:	218	WON-LOST	WINNING	LAST 10	STRENGTH OF	OPP. STRENGTH	TEAM	ADJ.	CONF.	ADJ CONF.
Average RPI Loss:	93	RECORD	PCT. RANK	GAMES	SCHEDULE	OF SCHEDULE	RPI	RPI	RPI	RPI
DIV. I ONLY	4- 4	157	4- 4	90	207	145	145	32	32	
DIV. I NON-CONF.	4- 4	157	4- 4	90	207	145	145	32	32	
TOTALS	RPI 1-25	RPI 26-50	W-L RECORDS	RPI 51-100	RPI 101-150	RPI 150+				
4- 4	0- 1	0- 1	OVERALL	0- 0	0- 1	4- 1				
2- 3	0- 0	0- 1	HOME	0- 0	0- 1	2- 1				
2- 1	0- 1	0- 0	AWAY	0- 0	0- 0	2- 0				
0- 0	0- 0	0- 0	NEUTRAL	0- 0	0- 0	0- 0				
4- 4	0- 1	0- 1	NON-CONFERENCE	0- 0	0- 1	4- 1				
2- 3	0- 0	0- 1	HOME	0- 0	0- 1	2- 1				
2- 1	0- 1	0- 0	AWAY	0- 0	0- 0	2- 0				
0- 0	0- 0	0- 0	NEUTRAL	0- 0	0- 0	0- 0				
0- 0	0- 0	0- 0	CONFERENCE	0- 0	0- 0	0- 0				
0- 0	0- 0	0- 0	HOME	0- 0	0- 0	0- 0				
0- 0	0- 0	0- 0	AWAY	0- 0	0- 0	0- 0				
0- 0	0- 0	0- 0	NEUTRAL	0- 0	0- 0	0- 0				

RPI 1-25				RPI 26-50				RPI 51-100				RPI 101+ Team's RPI: 145			
RPI	S	Opponent	Score	RPI	S	Opponent	Score	RPI	S	Opponent	Score	RPI	S	Opponent	Score
19	A	California	67 87	47	H	UC Davis	53 79					117	H	Idaho St.	69 74
												165	A	Pepperdine	65 62
												182	H	Portland St.	91 77
												188	H	Hawaii	58 73
												235	H	San Diego	80 73
												291	A	UC Santa Barbara	77 71
LAST 12 Division I GAMES:															
47	H	UC Davis	53 79	235	H	San Diego	80 73								
182	H	Portland St.	91 77	19	A	California	67 87								
165	A	Pepperdine	65 62												
291	A	UC Santa Barbara	77 71												
188	H	Hawaii	58 73												
117	H	Idaho St.	69 74												

Non-Div I Games:

Seattle U

■ Loss,
 ■ Non-Conf,
 ■ S Site,
 ■ H Home
 ■ A Away
 N Neutral

Average RPI Win:	188	WON-LOST	WINNING	LAST 10	STRENGTH OF	OPP. STRENGTH	TEAM	ADJ.	CONF.	ADJ CONF.
Average RPI Loss:	24	RECORD	PCT. RANK	GAMES	SCHEDULE	OF SCHEDULE	RPI	RPI	RPI	RPI
DIV. I ONLY	6- 1	31	6- 1	268	13	98	98	6	6	
DIV. I NON-CONF.	6- 1	31	6- 1	268	13	98	98	6	6	
TOTALS	RPI 1-25	RPI 26-50	W-L RECORDS	RPI 51-100	RPI 101-150	RPI 150+				
6- 1	0- 1	0- 0	OVERALL	2- 0	0- 0	4- 0				
5- 1	0- 1	0- 0	HOME	1- 0	0- 0	4- 0				
1- 0	0- 0	0- 0	AWAY	1- 0	0- 0	0- 0				
0- 0	0- 0	0- 0	NEUTRAL	0- 0	0- 0	0- 0				
6- 1	0- 1	0- 0	NON-CONFERENCE	2- 0	0- 0	4- 0				
5- 1	0- 1	0- 0	HOME	1- 0	0- 0	4- 0				
1- 0	0- 0	0- 0	AWAY	1- 0	0- 0	0- 0				
0- 0	0- 0	0- 0	NEUTRAL	0- 0	0- 0	0- 0				
0- 0	0- 0	0- 0	CONFERENCE	0- 0	0- 0	0- 0				
0- 0	0- 0	0- 0	HOME	0- 0	0- 0	0- 0				
0- 0	0- 0	0- 0	AWAY	0- 0	0- 0	0- 0				
0- 0	0- 0	0- 0	NEUTRAL	0- 0	0- 0	0- 0				

RPI 1-25				RPI 26-50				RPI 51-100				RPI 101+			
RPI	S	Opponent	Score	RPI	S	Opponent	Score	RPI	S	Opponent	Score	RPI	S	Opponent	Score
24	H	Princeton	83 85					89	A	Wake Forest	67 57	204	H	Marist	85 60
								99	H	Jacksonville St.	73 54	215	H	St. Francis Brooklyn	84 50
												224	H	Saint Peter's	91 49
												298	H	Rider	85 49
LAST 12 Division I GAMES:															
224	H	Saint Peter's	91 49	215	H	St. Francis Brooklyn	84 50	204	H	Marist	85 60	99	H	Jacksonville St.	73 54
				298	H	Rider	85 49	24	H	Princeton	83 85				
				89	A	Wake Forest	67 57								

Non-Div I Games:

Seton Hall

Average RPI Win:	232	WON-LOST	WINNING	LAST 10	STRENGTH OF	OPP. STRENGTH	TEAM	ADJ.	CONF.	ADJ CONF.
Average RPI Loss:	70	RECORD	PCT. RANK	GAMES	SCHEDULE	OF SCHEDULE	RPI	RPI	RPI	RPI
DIV. I ONLY	3- 4	194	3- 4	61	171	116	116	19	19	
DIV. I NON-CONF.	3- 4	194	3- 4	61	171	116	116	19	19	
TOTALS	RPI 1-25	RPI 26-50	W-L RECORDS	RPI 51-100	RPI 101-150	RPI 150+				
3- 4	0- 0	0- 2	OVERALL	0- 1	0- 1	3- 0				
2- 1	0- 0	0- 1	HOME	0- 0	0- 0	2- 0				
1- 3	0- 0	0- 1	AWAY	0- 1	0- 1	1- 0				
0- 0	0- 0	0- 0	NEUTRAL	0- 0	0- 0	0- 0				
3- 4	0- 0	0- 2	NON-CONFERENCE	0- 1	0- 1	3- 0				
2- 1	0- 0	0- 1	HOME	0- 0	0- 0	2- 0				
1- 3	0- 0	0- 1	AWAY	0- 1	0- 1	1- 0				
0- 0	0- 0	0- 0	NEUTRAL	0- 0	0- 0	0- 0				
0- 0	0- 0	0- 0	CONFERENCE	0- 0	0- 0	0- 0				
0- 0	0- 0	0- 0	HOME	0- 0	0- 0	0- 0				
0- 0	0- 0	0- 0	AWAY	0- 0	0- 0	0- 0				
0- 0	0- 0	0- 0	NEUTRAL	0- 0	0- 0	0- 0				

RPI 1-25				RPI 26-50				RPI 51-100				RPI 101+				Team's RPI: 116	
RPI	S	Opponent	Score	RPI	S	Opponent	Score	RPI	S	Opponent	Score	RPI	S	Opponent	Score		
				29	A	Rutgers	47 59	75	A	Penn St.	72 86	144	A	Harvard	67 75		
				32	H	FGCU	50 63					201	A	Colgate	73 70		
												243	H	St. Bonaventure	70 62		
												252	H	Howard	72 61		
LAST 12 Division I GAMES:																	
				29	A	Rutgers	47 59	243	H	St. Bonaventure	70 62						
				201	A	Colgate	73 70	75	A	Penn St.	72 86						
				252	H	Howard	72 61										
				32	H	FGCU	50 63										
				144	A	Harvard	67 75										

Non-Div I Games:

Siena

 Loss,
 Non-Conf,
 S Site,
 H Home
 A Away
N Neutral

Average RPI Win:	172	WON-LOST	WINNING	LAST 10	STRENGTH OF	OPP. STRENGTH	TEAM	ADJ.	CONF.	ADJ CONF.
Average RPI Loss:	94	RECORD	PCT. RANK	GAMES	SCHEDULE	OF SCHEDULE	RPI	RPI	RPI	RPI
DIV. I ONLY	4- 2	98	4- 2	127	78	68	68	23	23	
DIV. I NON-CONF.	4- 2	98	4- 2	127	78	68	68	23	23	
TOTALS	RPI 1-25	RPI 26-50	W-L RECORDS	RPI 51-100	RPI 101-150	RPI 150+				
4- 2	0- 0	0- 0	OVERALL	1- 1	1- 1	2- 0				
1- 1	0- 0	0- 0	HOME	0- 0	0- 1	1- 0				
3- 1	0- 0	0- 0	AWAY	1- 1	1- 0	1- 0				
0- 0	0- 0	0- 0	NEUTRAL	0- 0	0- 0	0- 0				
4- 2	0- 0	0- 0	NON-CONFERENCE	1- 1	1- 1	2- 0				
1- 1	0- 0	0- 0	HOME	0- 0	0- 1	1- 0				
3- 1	0- 0	0- 0	AWAY	1- 1	1- 0	1- 0				
0- 0	0- 0	0- 0	NEUTRAL	0- 0	0- 0	0- 0				
0- 0	0- 0	0- 0	CONFERENCE	0- 0	0- 0	0- 0				
0- 0	0- 0	0- 0	HOME	0- 0	0- 0	0- 0				
0- 0	0- 0	0- 0	AWAY	0- 0	0- 0	0- 0				
0- 0	0- 0	0- 0	NEUTRAL	0- 0	0- 0	0- 0				

RPI S	Opponent	Score	RPI S	Opponent	Score	RPI S	Opponent	Score	RPI S	Opponent	Score
						64	A NC State	50 71	123	H Jacksonville	58 60
						71	A North Carolina	85 84	147	A Southern Miss.	78 57
									221	A Alabama St.	59 47
									248	H New Orleans	67 45
LAST 12 Division I GAMES:											
			71	A North Carolina	85 84	123	H Jacksonville	58 60			
			64	A NC State	50 71	147	A Southern Miss.	78 57			
						221	A Alabama St.	59 47			
						248	H New Orleans	67 45			

Non-Div I Games: Ga. Southwestern 73 42

South Ala.

Average RPI Win:	129	WON-LOST	WINNING	LAST 10	STRENGTH OF	OPP. STRENGTH	TEAM	ADJ.	CONF.	ADJ CONF.
Average RPI Loss:	2	RECORD	PCT. RANK	GAMES	SCHEDULE	OF SCHEDULE	RPI	RPI	RPI	RPI
DIV. I ONLY	8- 1	16	8- 1	27	20	7	7	1	1	
DIV. I NON-CONF.	8- 1	16	8- 1	27	20	7	7	1	1	
TOTALS	RPI 1-25	RPI 26-50	W-L RECORDS	RPI 51-100	RPI 101-150	RPI 150+				
8- 1	1- 1	3- 0	OVERALL	0- 0	1- 0	3- 0				
4- 0	0- 0	1- 0	HOME	0- 0	0- 0	3- 0				
2- 0	0- 0	1- 0	AWAY	0- 0	1- 0	0- 0				
2- 1	1- 1	1- 0	NEUTRAL	0- 0	0- 0	0- 0				
8- 1	1- 1	3- 0	NON-CONFERENCE	0- 0	1- 0	3- 0				
4- 0	0- 0	1- 0	HOME	0- 0	0- 0	3- 0				
2- 0	0- 0	1- 0	AWAY	0- 0	1- 0	0- 0				
2- 1	1- 1	1- 0	NEUTRAL	0- 0	0- 0	0- 0				
0- 0	0- 0	0- 0	CONFERENCE	0- 0	0- 0	0- 0				
0- 0	0- 0	0- 0	HOME	0- 0	0- 0	0- 0				
0- 0	0- 0	0- 0	AWAY	0- 0	0- 0	0- 0				
0- 0	0- 0	0- 0	NEUTRAL	0- 0	0- 0	0- 0				

RPI 1-25				RPI 26-50				RPI 51-100				RPI 101+			
RPI	S	Opponent	Score	RPI	S	Opponent	Score	RPI	S	Opponent	Score	RPI	S	Opponent	Score
2	N	Notre Dame	85 92	29	N	Rutgers	78 68					137	A	Clemson	66 36
10	N	St. John's (NY)	76 58	33	H	Duke	72 52					221	H	Alabama St.	99 31
				34	A	Maryland	94 86					226	H	Wofford	94 60
												339	H	Western Caro.	101 43
LAST 12 Division I GAMES:															
33	H	Duke	72 52	29	N	Rutgers	78 68					226	H	Wofford	94 60
339	H	Western Caro.	101 43									137	A	Clemson	66 36
2	N	Notre Dame	85 92	34	A	Maryland	94 86					221	H	Alabama St.	99 31
10	N	St. John's (NY)	76 58												

Non-Div I Games:

South Carolina

Average RPI Win:	337	WON-LOST	WINNING	LAST 10	STRENGTH OF	OPP. STRENGTH	TEAM	ADJ.	CONF.	ADJ CONF.
Average RPI Loss:	169	RECORD	PCT. RANK	GAMES	SCHEDULE	OF SCHEDULE	RPI	RPI	RPI	RPI
DIV. I ONLY	1- 3	264	1- 3	283	311	288	288	31	31	
DIV. I NON-CONF.	1- 3	264	1- 3	283	311	288	288	31	31	
TOTALS	RPI 1-25	RPI 26-50	W-L RECORDS	RPI 51-100	RPI 101-150	RPI 150+				
1- 3	0- 0	0- 1	OVERALL	0- 0	0- 1	1- 1				
0- 1	0- 0	0- 0	HOME	0- 0	0- 0	0- 1				
1- 2	0- 0	0- 0	AWAY	0- 0	0- 0	1- 0				
0- 0	0- 0	0- 0	NEUTRAL	0- 0	0- 0	0- 0				
1- 3	0- 0	0- 1	NON-CONFERENCE	0- 0	0- 1	1- 1				
0- 1	0- 0	0- 0	HOME	0- 0	0- 0	0- 1				
1- 2	0- 0	0- 1	AWAY	0- 0	0- 1	1- 0				
0- 0	0- 0	0- 0	NEUTRAL	0- 0	0- 0	0- 0				
0- 0	0- 0	0- 0	CONFERENCE	0- 0	0- 0	0- 0				
0- 0	0- 0	0- 0	HOME	0- 0	0- 0	0- 0				
0- 0	0- 0	0- 0	AWAY	0- 0	0- 0	0- 0				
0- 0	0- 0	0- 0	NEUTRAL	0- 0	0- 0	0- 0				

RPI S	Opponent	Score	RPI S	Opponent	Score	RPI S	Opponent	Score	RPI S	Opponent	Score	Team's RPI: 288
48	A Georgia Tech	40 86							137	A Clemson	48 56	
									321	H Ga. Southern	58 61	
									337	A Winthrop	65 37	
LAST 12 Division I GAMES:												
337	A Winthrop	65 37	321	H Ga. Southern	58 61							
137	A Clemson	48 56										
48	A Georgia Tech	40 86										

Non-Div I Games: Columbia Int'l 82 38

South Carolina St.

South Dakota

Through Games Of Dec. 3, 2017

Average RPI Win:	211	WON-LOST	WINNING	LAST 10	STRENGTH OF	OPP. STRENGTH	TEAM	ADJ.	CONF.	ADJ CONF.
Average RPI Loss:	119	RECORD	PCT. RANK	GAMES	SCHEDULE	OF SCHEDULE	RPI	RPI	RPI	RPI
DIV. I ONLY	3- 4	194	3- 4	92	272	143	143	12	12	
DIV. I NON-CONF.	3- 4	194	3- 4	92	272	143	143	12	12	
TOTALS	RPI 1-25	RPI 26-50	W-L RECORDS	RPI 51-100	RPI 101-150	RPI 150+				
3- 4	0- 0	0- 1	OVERALL	1- 1	0- 1	2- 1				
1- 0	0- 0	0- 0	HOME	1- 0	0- 0	0- 0				
1- 2	0- 0	0- 0	AWAY	0- 0	0- 1	1- 1				
1- 2	0- 0	0- 1	NEUTRAL	0- 1	0- 0	1- 0				
3- 4	0- 0	0- 1	NON-CONFERENCE	1- 1	0- 1	2- 1				
1- 0	0- 0	0- 0	HOME	1- 0	0- 0	0- 0				
1- 2	0- 0	0- 0	AWAY	0- 0	0- 1	1- 1				
1- 2	0- 0	0- 1	NEUTRAL	0- 1	0- 0	1- 0				
0- 0	0- 0	0- 0	CONFERENCE	0- 0	0- 0	0- 0				
0- 0	0- 0	0- 0	HOME	0- 0	0- 0	0- 0				
0- 0	0- 0	0- 0	AWAY	0- 0	0- 0	0- 0				
0- 0	0- 0	0- 0	NEUTRAL	0- 0	0- 0	0- 0				

RPI S	Opponent	Score	RPI S	Opponent	Score	RPI S	Opponent	Score	RPI S	Opponent	Score	Team's RPI: 143
27 N	Tennessee	49 69	81 N	Oklahoma St.	68 76	129 A	SFA	55 77	218 A	Wichita St.	62 48	
			100 H	Creighton	73 68	238 A	Iowa St.	76 81	316 N	Indiana St.	71 59	
LAST 12 Division I GAMES:												
129 A	SFA	55 77	81 N	Oklahoma St.	68 76							
27 N	Tennessee	49 69	218 A	Wichita St.	62 48							
316 N	Indiana St.	71 59	100 H	Creighton	73 68							
			238 A	Iowa St.	76 81							

Non-Div I Games: Bellevue 89 32

South Dakota

Loss, Non-Conf, S Site, H Home A Away N Neutral

Average RPI Win:	158	WON-LOST	WINNING	LAST 10	STRENGTH OF	OPP. STRENGTH	TEAM	ADJ.	CONF.	ADJ CONF.
Average RPI Loss:	4	RECORD	PCT. RANK	GAMES	SCHEDULE	OF SCHEDULE	RPI	RPI	RPI	RPI
DIV. I ONLY	6- 2	60	6- 2	68	9	39	39	12	12	
DIV. I NON-CONF.	6- 2	60	6- 2	68	9	39	39	12	12	
TOTALS	RPI 1-25	RPI 26-50	W-L RECORDS	RPI 51-100	RPI 101-150	RPI 150+				
6- 2	0- 2	0- 0	OVERALL	2- 0	1- 0	3- 0				
3- 1	0- 1	0- 0	HOME	1- 0	0- 0	2- 0				
1- 1	0- 1	0- 0	AWAY	0- 0	1- 0	0- 0				
2- 0	0- 0	0- 0	NEUTRAL	1- 0	0- 0	1- 0				
6- 2	0- 2	0- 0	NON-CONFERENCE	2- 0	1- 0	3- 0				
3- 1	0- 1	0- 0	HOME	1- 0	0- 0	2- 0				
1- 1	0- 1	0- 0	AWAY	0- 0	1- 0	0- 0				
2- 0	0- 0	0- 0	NEUTRAL	1- 0	0- 0	1- 0				
0- 0	0- 0	0- 0	CONFERENCE	0- 0	0- 0	0- 0				
0- 0	0- 0	0- 0	HOME	0- 0	0- 0	0- 0				
0- 0	0- 0	0- 0	AWAY	0- 0	0- 0	0- 0				
0- 0	0- 0	0- 0	NEUTRAL	0- 0	0- 0	0- 0				

RPI 1-25				RPI 26-50				Team's RPI: 39				RPI 51-100				RPI 101+			
RPI	S	Opponent	Score	RPI	S	Opponent	Score					RPI	S	Opponent	Score	RPI	S	Opponent	Score
3	H	Louisville	64 68									64	N	NC State	75 67	119	A	George Washington	97 88
4	A	Green Bay	41 55									91	H	North Dakota	66 52	171	H	UNI	57 47
																199	N	Charlotte	71 70
																303	H	NJIT	92 48
LAST 12 Division I GAMES:																			
199	N	Charlotte	71 70	3	H	Louisville	64 68					171	H	UNI	57 47				
64	N	NC State	75 67																
4	A	Green Bay	41 55																
91	H	North Dakota	66 52																
119	A	George Washington	97 88																
303	H	NJIT	92 48																

Non-Div I Games:

South Dakota St.

Average RPI Win:	85	WON-LOST	WINNING	LAST 10	STRENGTH OF	OPP. STRENGTH	TEAM	ADJ.	CONF.	ADJ CONF.
Average RPI Loss:	2	RECORD	PCT. RANK	GAMES	SCHEDULE	OF SCHEDULE	RPI	RPI	RPI	RPI
DIV. I ONLY	7- 1	20	7- 1	88	1	15	15	7	7	
DIV. I NON-CONF.	7- 1	20	7- 1	88	1	15	15	7	7	
TOTALS	RPI 1-25	RPI 26-50	W-L RECORDS	RPI 51-100	RPI 101-150	RPI 150+				
7- 1	1- 1	2- 0	OVERALL	1- 0	2- 0	1- 0				
4- 0	0- 0	1- 0	HOME	1- 0	1- 0	1- 0				
1- 0	0- 0	0- 0	AWAY	0- 0	1- 0	0- 0				
2- 1	1- 1	1- 0	NEUTRAL	0- 0	0- 0	0- 0				
7- 1	1- 1	2- 0	NON-CONFERENCE	1- 0	2- 0	1- 0				
4- 0	0- 0	1- 0	HOME	1- 0	1- 0	1- 0				
1- 0	0- 0	0- 0	AWAY	0- 0	1- 0	0- 0				
2- 1	1- 1	1- 0	NEUTRAL	0- 0	0- 0	0- 0				
0- 0	0- 0	0- 0	CONFERENCE	0- 0	0- 0	0- 0				
0- 0	0- 0	0- 0	HOME	0- 0	0- 0	0- 0				
0- 0	0- 0	0- 0	AWAY	0- 0	0- 0	0- 0				
0- 0	0- 0	0- 0	NEUTRAL	0- 0	0- 0	0- 0				

RPI 1-25				Team's RPI: 15		RPI 26-50				RPI 51-100				RPI 101+					
RPI	S	Opponent	Score		RPI	S	Opponent	Score		RPI	S	Opponent	Score		RPI	S	Opponent	Score	
2	N	Notre Dame	66	76	28	N	Washington St.	82	45	69	H	LSU	61	55	118	H	Arkansas St.	98	55
10	N	St. John's (NY)	68	59	40	H	Butler	71	55						119	A	George Washington	83	78
															212	H	Houston Baptist	90	43
LAST 12 Division I GAMES:																			
212	H	Houston Baptist	90	43	119	A	George Washington	83	78										
69	H	LSU	61	55	10	N	St. John's (NY)	68	59										
					2	N	Notre Dame	66	76										
					28	N	Washington St.	82	45										
					40	H	Butler	71	55										
					118	H	Arkansas St.	98	55										

Non-Div I Games:

South Fla.

Average RPI Win:	167	WON-LOST	WINNING	LAST 10	STRENGTH OF	OPP. STRENGTH	TEAM	ADJ.	CONF.	ADJ CONF.
Average RPI Loss:	124	RECORD	PCT. RANK	GAMES	SCHEDULE	OF SCHEDULE	RPI	RPI	RPI	RPI
DIV. I ONLY	2- 4	229	2- 4	40	138	122	122	21	21	
DIV. I NON-CONF.	2- 4	229	2- 4	40	138	122	122	21	21	
TOTALS	RPI 1-25	RPI 26-50	W-L RECORDS	RPI 51-100	RPI 101-150	RPI 150+				
2- 4	0- 1	0- 0	OVERALL	0- 1	0- 0	2- 2				
1- 1	0- 0	0- 0	HOME	0- 0	0- 0	1- 1				
0- 3	0- 0	0- 0	AWAY	0- 1	0- 0	0- 0				
1- 0	0- 0	0- 0	NEUTRAL	0- 0	0- 0	1- 0				
2- 4	0- 1	0- 0	NON-CONFERENCE	0- 1	0- 0	2- 2				
1- 1	0- 0	0- 0	HOME	0- 0	0- 0	1- 1				
0- 3	0- 1	0- 0	AWAY	0- 1	0- 0	0- 1				
1- 0	0- 0	0- 0	NEUTRAL	0- 0	0- 0	1- 0				
0- 0	0- 0	0- 0	CONFERENCE	0- 0	0- 0	0- 0				
0- 0	0- 0	0- 0	HOME	0- 0	0- 0	0- 0				
0- 0	0- 0	0- 0	AWAY	0- 0	0- 0	0- 0				
0- 0	0- 0	0- 0	NEUTRAL	0- 0	0- 0	0- 0				

RPI 1-25				RPI 26-50				RPI 51-100				RPI 101+ Team's RPI: 122			
RPI	S	Opponent	Score	RPI	S	Opponent	Score	RPI	S	Opponent	Score	RPI	S	Opponent	Score
3	A	Louisville	40 80					67	A	George Mason	38 57	160	N	Saint Francis (PA)	82 50
												174	H	Bradley	57 53
												192	H	Southern Ill.	74 79
												232	A	Cincinnati	52 65
LAST 12 Division I GAMES:															
232	A	Cincinnati	52 65	160	N	Saint Francis (PA)	82 50	3	A	Louisville	40 80				
174	H	Bradley	57 53												
192	H	Southern Ill.	74 79												
67	A	George Mason	38 57												

Non-Div I Games: Evangel 72 60 Missouri Valley 69 34

Southeast Mo. St.

Average RPI Win:	331	WON-LOST	WINNING	LAST 10	STRENGTH OF	OPP. STRENGTH	TEAM	ADJ.	CONF.	ADJ CONF.
Average RPI Loss:	215	RECORD	PCT. RANK	GAMES	SCHEDULE	OF SCHEDULE	RPI	RPI	RPI	RPI
DIV. I ONLY	1- 6	297	1- 6	229	344	305	305	22	22	
DIV. I NON-CONF.	1- 6	297	1- 6	229	344	305	305	22	22	
TOTALS	RPI 1-25	RPI 26-50	W-L RECORDS	RPI 51-100	RPI 101-150	RPI 150+				
1- 6	0- 0	0- 0	OVERALL	0- 1	0- 0	1- 5				
0- 1	0- 0	0- 0	HOME	0- 0	0- 0	0- 1				
1- 4	0- 0	0- 0	AWAY	0- 1	0- 0	1- 3				
0- 1	0- 0	0- 0	NEUTRAL	0- 0	0- 0	0- 1				
1- 6	0- 0	0- 0	NON-CONFERENCE	0- 1	0- 0	1- 5				
0- 1	0- 0	0- 0	HOME	0- 0	0- 0	0- 1				
1- 4	0- 0	0- 0	AWAY	0- 1	0- 0	1- 3				
0- 1	0- 0	0- 0	NEUTRAL	0- 0	0- 0	0- 1				
0- 0	0- 0	0- 0	CONFERENCE	0- 0	0- 0	0- 0				
0- 0	0- 0	0- 0	HOME	0- 0	0- 0	0- 0				
0- 0	0- 0	0- 0	AWAY	0- 0	0- 0	0- 0				
0- 0	0- 0	0- 0	NEUTRAL	0- 0	0- 0	0- 0				

RPI S	Opponent	Score	RPI S	Opponent	Score	RPI S	Opponent	Score	RPI S	Opponent	Score	Team's RPI: 305
						69 A	LSU	56 84	230 A	Grambling	52 61	
									232 A	Cincinnati	43 82	
									239 N	Kent St.	60 81	
									245 A	Akron	54 66	
									272 H	Alcorn	77 84	
									331 A	Bethune-Cookman	60 58	
LAST 12 Division I GAMES:												
232 A	Cincinnati	43 82	230 A	Grambling	52 61							
69 A	LSU	56 84	331 A	Bethune-Cookman	60 58							
272 H	Alcorn	77 84	239 N	Kent St.	60 81							
			245 A	Akron	54 66							

Non-Div I Games:

Southeastern La.

Average RPI Win:	177	WON-LOST	WINNING	LAST 10	STRENGTH OF	OPP. STRENGTH	TEAM	ADJ.	CONF.	ADJ CONF.
Average RPI Loss:	0	RECORD	PCT. RANK	GAMES	SCHEDULE	OF SCHEDULE	RPI	RPI	RPI	RPI
DIV. I ONLY	8- 0	1	8- 0	191	68	38	38	2	2	
DIV. I NON-CONF.	8- 0	1	8- 0	191	68	38	38	2	2	
TOTALS	RPI 1-25	RPI 26-50	W-L RECORDS	RPI 51-100	RPI 101-150	RPI 150+				
8- 0	1- 0	0- 0	OVERALL	1- 0	0- 0	6- 0				
2- 0	0- 0	0- 0	HOME	0- 0	0- 0	2- 0				
4- 0	0- 0	0- 0	AWAY	1- 0	0- 0	3- 0				
2- 0	1- 0	0- 0	NEUTRAL	0- 0	0- 0	1- 0				
8- 0	1- 0	0- 0	NON-CONFERENCE	1- 0	0- 0	6- 0				
2- 0	0- 0	0- 0	HOME	0- 0	0- 0	2- 0				
4- 0	0- 0	0- 0	AWAY	1- 0	0- 0	3- 0				
2- 0	1- 0	0- 0	NEUTRAL	0- 0	0- 0	1- 0				
0- 0	0- 0	0- 0	CONFERENCE	0- 0	0- 0	0- 0				
0- 0	0- 0	0- 0	HOME	0- 0	0- 0	0- 0				
0- 0	0- 0	0- 0	AWAY	0- 0	0- 0	0- 0				
0- 0	0- 0	0- 0	NEUTRAL	0- 0	0- 0	0- 0				

RPI 1-25			RPI 26-50		Team's RPI: 38	RPI 51-100			RPI 101+		
RPI	S	Opponent	Score	RPI	S	Opponent	Score	RPI	S	Opponent	Score
21	N	Purdue	58 46					88	A	Loyola Marymount	80 70
								175	H	Montana St.	98 47
								183	A	UC Riverside	64 46
								188	A	Hawaii	71 60
								204	N	Marist	78 57
								275	H	Long Beach St.	75 60
								282	A	Santa Clara	64 43
LAST 12 Division I GAMES:											
88	A	Loyola Marymount	80 70	21	N	Purdue	58 46				
188	A	Hawaii	71 60	275	H	Long Beach St.	75 60				
204	N	Marist	78 57	282	A	Santa Clara	64 43				
				183	A	UC Riverside	64 46				
				175	H	Montana St.	98 47				

Non-Div I Games:

Southern California

Average RPI Win: 250		WON-LOST	WINNING	LAST 10	STRENGTH OF	OPP. STRENGTH	TEAM	ADJ.	CONF.	ADJ CONF.
Average RPI Loss: 207		RECORD	PCT. RANK	GAMES	SCHEDULE	OF SCHEDULE	RPI	RPI	RPI	RPI
DIV. I ONLY		4- 3	131	4- 3	264	289	192	192	28	28
DIV. I NON-CONF.		4- 3	131	4- 3	264	289	192	192	28	28
TOTALS	RPI 1-25		RPI 26-50		W-L RECORDS	RPI 51-100	RPI 101-150		RPI 150+	
4- 3	0- 0		0- 0		OVERALL	0- 0	1- 0		3- 3	
1- 1	0- 0		0- 0		HOME	0- 0	0- 0		1- 1	
3- 2	0- 0		0- 0		AWAY	0- 0	1- 0		2- 0	
0- 0	0- 0		0- 0		NEUTRAL	0- 0	0- 0		0- 0	
4- 3	0- 0		0- 0		NON-CONFERENCE	0- 0	1- 0		3- 3	
1- 1	0- 0		0- 0		HOME	0- 0	0- 0		1- 1	
3- 2	0- 0		0- 0		AWAY	0- 0	1- 0		2- 2	
0- 0	0- 0		0- 0		NEUTRAL	0- 0	0- 0		0- 0	
0- 0	0- 0		0- 0		CONFERENCE	0- 0	0- 0		0- 0	
0- 0	0- 0		0- 0		HOME	0- 0	0- 0		0- 0	
0- 0	0- 0		0- 0		AWAY	0- 0	0- 0		0- 0	
0- 0	0- 0		0- 0		NEUTRAL	0- 0	0- 0		0- 0	

RPI 1-25				RPI 26-50				RPI 51-100				RPI 101+				Team's RPI: 192	
RPI	S	Opponent	Score	RPI	S	Opponent	Score	RPI	S	Opponent	Score	RPI	S	Opponent	Score		
												122	A	Southeast Mo. St.	79	74	
												176	A	UAB	66	76	
												220	A	Morehead St.	81	85	
												225	H	SIUE	53	57	
												285	A	Marshall	64	59	
												292	H	UT Martin	84	72	
												300	A	Memphis	68	56	
LAST 12 Division I GAMES:																	
				220	A	Morehead St.	81	85	285	A	Marshall	64	59				
				225	H	SIUE	53	57									
				122	A	Southeast Mo. St.	79	74									
				300	A	Memphis	68	56									
				176	A	UAB	66	76									
				292	H	UT Martin	84	72									

Non-Div I Games:

Southern Ill.

■ Loss, ■ Non-Conf, S Site, H Home A Away N Neutral

Average RPI Win:	223	WON-LOST	WINNING	LAST 10	STRENGTH OF	OPP. STRENGTH	TEAM	ADJ.	CONF.	ADJ CONF.
Average RPI Loss:	37	RECORD	PCT. RANK	GAMES	SCHEDULE	OF SCHEDULE	RPI	RPI	RPI	RPI
DIV. I ONLY	5- 2	72	5- 2	259	55	147	147	16	16	
DIV. I NON-CONF.	5- 2	72	5- 2	259	55	147	147	16	16	
TOTALS	RPI 1-25	RPI 26-50	W-L RECORDS	RPI 51-100	RPI 101-150	RPI 150+				
5- 2	0- 1	0- 0	OVERALL	0- 1	1- 0	4- 0				
4- 1	0- 0	0- 0	HOME	0- 1	1- 0	3- 0				
1- 1	0- 1	0- 0	AWAY	0- 0	0- 0	1- 0				
0- 0	0- 0	0- 0	NEUTRAL	0- 0	0- 0	0- 0				
5- 2	0- 1	0- 0	NON-CONFERENCE	0- 1	1- 0	4- 0				
4- 1	0- 0	0- 0	HOME	0- 1	1- 0	3- 0				
1- 1	0- 1	0- 0	AWAY	0- 0	0- 0	1- 0				
0- 0	0- 0	0- 0	NEUTRAL	0- 0	0- 0	0- 0				
0- 0	0- 0	0- 0	CONFERENCE	0- 0	0- 0	0- 0				
0- 0	0- 0	0- 0	HOME	0- 0	0- 0	0- 0				
0- 0	0- 0	0- 0	AWAY	0- 0	0- 0	0- 0				
0- 0	0- 0	0- 0	NEUTRAL	0- 0	0- 0	0- 0				

RPI 1-25			RPI 26-50			RPI 51-100			RPI 101+			Team's RPI: 147
RPI	S	Opponent	Score	RPI	S	Opponent	Score	RPI	S	Opponent	Score	
6	A	Mississippi St.	56 91					68	H	South Ala.	57 78	112 H Tulane 66 58
												207 A Northwestern St. 71 59
												221 H Alabama St. 72 35
												272 H Alcorn 72 67
												301 H Mississippi Val. 84 69
LAST 12 Division I GAMES:												
				112	H	Tulane	66 58	68	H	South Ala.	57 78	
								207	A	Northwestern St.	71 59	
								221	H	Alabama St.	72 35	
								272	H	Alcorn	72 67	
								6	A	Mississippi St.	56 91	
								301	H	Mississippi Val.	84 69	

Non-Div I Games: William Carey 82 44

Southern Miss.

Average RPI Win:	0	WON-LOST	WINNING	LAST 10	STRENGTH OF	OPP. STRENGTH	TEAM	ADJ.	CONF.	ADJ CONF.
Average RPI Loss:	89	RECORD	PCT. RANK	GAMES	SCHEDULE	OF SCHEDULE	RPI	RPI	RPI	RPI
DIV. I ONLY	0- 3	323	0- 3	82	60	262	262	29	29	
DIV. I NON-CONF.	0- 3	323	0- 3	82	60	262	262	29	29	
TOTALS	RPI 1-25	RPI 26-50	W-L RECORDS	RPI 51-100	RPI 101-150	RPI 150+				
0- 3	0- 0	0- 0	OVERALL	0- 2	0- 1	0- 0				
0- 0	0- 0	0- 0	HOME	0- 0	0- 0	0- 0				
0- 3	0- 0	0- 0	AWAY	0- 2	0- 1	0- 0				
0- 0	0- 0	0- 0	NEUTRAL	0- 0	0- 0	0- 0				
0- 3	0- 0	0- 0	NON-CONFERENCE	0- 2	0- 1	0- 0				
0- 0	0- 0	0- 0	HOME	0- 0	0- 0	0- 0				
0- 3	0- 0	0- 0	AWAY	0- 2	0- 1	0- 0				
0- 0	0- 0	0- 0	NEUTRAL	0- 0	0- 0	0- 0				
0- 0	0- 0	0- 0	CONFERENCE	0- 0	0- 0	0- 0				
0- 0	0- 0	0- 0	HOME	0- 0	0- 0	0- 0				
0- 0	0- 0	0- 0	AWAY	0- 0	0- 0	0- 0				
0- 0	0- 0	0- 0	NEUTRAL	0- 0	0- 0	0- 0				

RPI 1-25				RPI 26-50				RPI 51-100				RPI 101+ Team's RPI: 262					
RPI	S	Opponent	Score	RPI	S	Opponent	Score	RPI	S	Opponent	Score	RPI	S	Opponent	Score		
								81	A	Oklahoma St.	66	94	103	A	Indiana	49	64
								82	A	Wisconsin	74	77					
LAST 12 Division I GAMES:																	
				81	A	Oklahoma St.	66	94									
				82	A	Wisconsin	74	77									
				103	A	Indiana	49	64									

Non-Div I Games: Mobile 86 54

Southern U.

Southern Utah

Through Games Of Dec. 3, 2017

Average RPI Win:	346	WON-LOST	WINNING	LAST 10	STRENGTH OF	OPP. STRENGTH	TEAM	ADJ.	CONF.	ADJ CONF.
Average RPI Loss:	225	RECORD	PCT. RANK	GAMES	SCHEDULE	OF SCHEDULE	RPI	RPI	RPI	RPI
DIV. I ONLY	1- 6	297	1- 6	330	341	344	344	20	20	
DIV. I NON-CONF.	1- 6	297	1- 6	330	341	344	344	20	20	
TOTALS	RPI 1-25	RPI 26-50	W-L RECORDS	RPI 51-100	RPI 101-150	RPI 150+				
1- 6	0- 0	0- 1	OVERALL	0- 0	0- 0	1- 5				
1- 3	0- 0	0- 1	HOME	0- 0	0- 0	1- 2				
0- 3	0- 0	0- 0	AWAY	0- 0	0- 0	0- 3				
0- 0	0- 0	0- 0	NEUTRAL	0- 0	0- 0	0- 0				
1- 6	0- 0	0- 1	NON-CONFERENCE	0- 0	0- 0	1- 5				
1- 3	0- 0	0- 1	HOME	0- 0	0- 0	1- 2				
0- 3	0- 0	0- 0	AWAY	0- 0	0- 0	0- 3				
0- 0	0- 0	0- 0	NEUTRAL	0- 0	0- 0	0- 0				
0- 0	0- 0	0- 0	CONFERENCE	0- 0	0- 0	0- 0				
0- 0	0- 0	0- 0	HOME	0- 0	0- 0	0- 0				
0- 0	0- 0	0- 0	AWAY	0- 0	0- 0	0- 0				
0- 0	0- 0	0- 0	NEUTRAL	0- 0	0- 0	0- 0				

RPI 1-25			RPI 26-50			RPI 51-100			RPI 101+			Team's RPI: 344
RPI	S	Opponent	Score	RPI	S	Opponent	Score	RPI	S	Opponent	Score	
				47	H	UC Davis	59 85					
								217	A	BYU	67 75	
								235	A	San Diego	59 72	
								244	H	Binghamton	66 72	
								269	H	CSU Bakersfield	45 46	
								338	A	Utah Valley	61 69	
								346	H	Utah St.	70 67	
LAST 12 Division I GAMES:												
338	A	Utah Valley	61 69	47	H	UC Davis	59 85	244	H	Binghamton	66 72	
269	H	CSU Bakersfield	45 46	346	H	Utah St.	70 67	235	A	San Diego	59 72	
								217	A	BYU	67 75	

Non-Div I Games:

Southern Utah

■ Loss,
 ■ Non-Conf,
 ■ S Site,
 ■ Home
 ■ A Away
 N Neutral

Average RPI Win:	265	WON-LOST	WINNING	LAST 10	STRENGTH OF	OPP. STRENGTH	TEAM	ADJ.	CONF.	ADJ CONF.
Average RPI Loss:	148	RECORD	PCT. RANK	GAMES	SCHEDULE	OF SCHEDULE	RPI	RPI	RPI	RPI
DIV. I ONLY	4- 4	157	4- 4	309	205	243	243	11	11	
DIV. I NON-CONF.	4- 4	157	4- 4	309	205	243	243	11	11	
TOTALS	RPI 1-25	RPI 26-50	W-L RECORDS	RPI 51-100	RPI 101-150	RPI 150+				
4- 4	0- 0	0- 0	OVERALL	0- 1	0- 2	4- 1				
2- 1	0- 0	0- 0	HOME	0- 1	0- 0	2- 0				
1- 3	0- 0	0- 0	AWAY	0- 0	0- 2	1- 1				
1- 0	0- 0	0- 0	NEUTRAL	0- 0	0- 0	1- 0				
4- 4	0- 0	0- 0	NON-CONFERENCE	0- 1	0- 2	4- 1				
2- 1	0- 0	0- 0	HOME	0- 1	0- 0	2- 0				
1- 3	0- 0	0- 0	AWAY	0- 0	0- 2	1- 1				
1- 0	0- 0	0- 0	NEUTRAL	0- 0	0- 0	1- 0				
0- 0	0- 0	0- 0	CONFERENCE	0- 0	0- 0	0- 0				
0- 0	0- 0	0- 0	HOME	0- 0	0- 0	0- 0				
0- 0	0- 0	0- 0	AWAY	0- 0	0- 0	0- 0				
0- 0	0- 0	0- 0	NEUTRAL	0- 0	0- 0	0- 0				

RPI 1-25				RPI 26-50				RPI 51-100				RPI 101+				Team's RPI: 243	
RPI	S	Opponent	Score	RPI	S	Opponent	Score	RPI	S	Opponent	Score	RPI	S	Opponent	Score		
								97	H	Delaware	52	53	116	A	Siena	62	70
													128	A	Navy	48	86
													203	A	Bucknell	59	48
													249	A	Canisius	69	71
													258	H	Niagara	76	58
													264	H	Eastern Mich.	70	51
													336	N	UMBC	63	54
LAST 12 Division I GAMES:																	
				128	A	Navy	48	86	97	H	Delaware	52	53				
				336	N	UMBC	63	54	258	H	Niagara	76	58				
				203	A	Bucknell	59	48									
				264	H	Eastern Mich.	70	51									
				249	A	Canisius	69	71									
				116	A	Siena	62	70									

Non-Div I Games:

St. Bonaventure

Average RPI Win:	172	WON-LOST	WINNING	LAST 10	STRENGTH OF	OPP. STRENGTH	TEAM	ADJ.	CONF.	ADJ CONF.
Average RPI Loss:	172	RECORD	PCT. RANK	GAMES	SCHEDULE	OF SCHEDULE	RPI	RPI	RPI	RPI
DIV. I ONLY	2- 5	244	2- 5	160	201	215	215	25	25	
DIV. I NON-CONF.	2- 5	244	2- 5	160	201	215	215	25	25	
TOTALS	RPI 1-25	RPI 26-50	W-L RECORDS	RPI 51-100	RPI 101-150	RPI 150+				
2- 5	0- 1	0- 0	OVERALL	0- 1	1- 0	1- 3				
1- 0	0- 0	0- 0	HOME	0- 0	1- 0	0- 0				
1- 4	0- 1	0- 0	AWAY	0- 1	0- 0	1- 2				
0- 1	0- 0	0- 0	NEUTRAL	0- 0	0- 0	0- 1				
2- 5	0- 1	0- 0	NON-CONFERENCE	0- 1	1- 0	1- 3				
1- 0	0- 0	0- 0	HOME	0- 0	1- 0	0- 0				
1- 4	0- 1	0- 0	AWAY	0- 1	0- 0	1- 2				
0- 1	0- 0	0- 0	NEUTRAL	0- 0	0- 0	0- 1				
0- 0	0- 0	0- 0	CONFERENCE	0- 0	0- 0	0- 0				
0- 0	0- 0	0- 0	HOME	0- 0	0- 0	0- 0				
0- 0	0- 0	0- 0	AWAY	0- 0	0- 0	0- 0				
0- 0	0- 0	0- 0	NEUTRAL	0- 0	0- 0	0- 0				

RPI 1-25				RPI 26-50				RPI 51-100				RPI 101+ Team's RPI: 215			
RPI	S	Opponent	Score	RPI	S	Opponent	Score	RPI	S	Opponent	Score	RPI	S	Opponent	Score
10	A	St. John's (NY)	49 73					98	A	Seton Hall	50 84	120	H	Army West Point	73 52
												224	A	Saint Peter's	64 49
												233	A	Fla. Atlantic	60 80
												242	A	Manhattan	54 57
												279	N	Norfolk St.	51 52
LAST 12 Division I GAMES:															
120	H	Army West Point	73 52	98	A	Seton Hall	50 84	224	A	Saint Peter's	64 49				
10	A	St. John's (NY)	49 73					279	N	Norfolk St.	51 52				
								233	A	Fla. Atlantic	60 80				
								242	A	Manhattan	54 57				

Non-Div I Games:

St. Francis Brooklyn

Average RPI Win:	122	WON-LOST	WINNING	LAST 10	STRENGTH OF	OPP. STRENGTH	TEAM	ADJ.	CONF.	ADJ CONF.
Average RPI Loss:	11	RECORD	PCT. RANK	GAMES	SCHEDULE	OF SCHEDULE	RPI	RPI	RPI	RPI
DIV. I ONLY	5- 2	72	0- 1	9	75	10	10	6	6	
DIV. I NON-CONF.	5- 2	72	0- 1	9	75	10	10	6	6	
TOTALS	RPI 1-25	RPI 26-50	W-L RECORDS	RPI 51-100	RPI 101-150	RPI 150+				
5- 2	0- 2	0- 0	OVERALL	2- 0	1- 0	2- 0				
2- 0	0- 0	0- 0	HOME	1- 0	0- 0	1- 0				
2- 0	0- 0	0- 0	AWAY	0- 0	1- 0	1- 0				
1- 2	0- 2	0- 0	NEUTRAL	1- 0	0- 0	0- 0				
5- 2	0- 2	0- 0	NON-CONFERENCE	2- 0	1- 0	2- 0				
2- 0	0- 0	0- 0	HOME	1- 0	0- 0	1- 0				
2- 0	0- 0	0- 0	AWAY	0- 0	1- 0	1- 0				
1- 2	0- 2	0- 0	NEUTRAL	1- 0	0- 0	0- 0				
0- 0	0- 0	0- 0	CONFERENCE	0- 0	0- 0	0- 0				
0- 0	0- 0	0- 0	HOME	0- 0	0- 0	0- 0				
0- 0	0- 0	0- 0	AWAY	0- 0	0- 0	0- 0				
0- 0	0- 0	0- 0	NEUTRAL	0- 0	0- 0	0- 0				

RPI	S	Opponent	Score	RPI	S	Opponent	Score	RPI	S	Opponent	Score	RPI	S	Opponent	Score
7	N	South Carolina	58 76					59	H	William & Mary	92 81	115	A	Albany (NY)	71 66
15	N	South Fla.	59 68					70	N	Western Mich.	76 48	153	A	Miami (FL)	74 64
												215	H	St. Francis Brooklyn	73 49
LAST 12 Division I GAMES:															
15	N	South Fla.	59 68	70	N	Western Mich.	76 48								
153	A	Miami (FL)	74 64	59	H	William & Mary	92 81								
115	A	Albany (NY)	71 66	215	H	St. Francis Brooklyn	73 49								
7	N	South Carolina	58 76												

Non-Div I Games:

St. John's (NY)

Average RPI Win:	195	WON-LOST	WINNING	LAST 10	STRENGTH OF	OPP. STRENGTH	TEAM	ADJ.	CONF.	ADJ CONF.
Average RPI Loss:	16	RECORD	PCT. RANK	GAMES	SCHEDULE	OF SCHEDULE	RPI	RPI	RPI	RPI
DIV. I ONLY	5- 4	153	5- 4	26	64	42	42	2	2	
DIV. I NON-CONF.	5- 4	153	5- 4	26	64	42	42	2	2	
TOTALS	RPI 1-25	RPI 26-50	W-L RECORDS	RPI 51-100	RPI 101-150	RPI 150+				
5- 4	0- 4	0- 0	OVERALL	1- 0	0- 0	4- 0				
2- 0	0- 0	0- 0	HOME	0- 0	0- 0	2- 0				
1- 2	0- 2	0- 0	AWAY	0- 0	0- 0	1- 0				
2- 2	0- 2	0- 0	NEUTRAL	1- 0	0- 0	1- 0				
5- 4	0- 4	0- 0	NON-CONFERENCE	1- 0	0- 0	4- 0				
2- 0	0- 0	0- 0	HOME	0- 0	0- 0	2- 0				
1- 2	0- 2	0- 0	AWAY	0- 0	0- 0	1- 0				
2- 2	0- 2	0- 0	NEUTRAL	1- 0	0- 0	1- 0				
0- 0	0- 0	0- 0	CONFERENCE	0- 0	0- 0	0- 0				
0- 0	0- 0	0- 0	HOME	0- 0	0- 0	0- 0				
0- 0	0- 0	0- 0	AWAY	0- 0	0- 0	0- 0				
0- 0	0- 0	0- 0	NEUTRAL	0- 0	0- 0	0- 0				

RPI 1-25				RPI 26-50		Team's RPI: 42		RPI 51-100				RPI 101+			
RPI	S	Opponent	Score	RPI	S	Opponent	Score	RPI	S	Opponent	Score	RPI	S	Opponent	Score
1	N	UConn	53 78					77	N	Belmont	74 53	183	H	UC Riverside	53 43
18	A	Ohio St.	64 85									205	A	San Francisco	86 66
18	N	Ohio St.	82 94									239	N	Kent St.	79 54
25	A	Baylor	57 81									269	H	CSU Bakersfield	57 34
LAST 12 Division I GAMES:															
		77 N Belmont	74 53			25 A Baylor	57 81								
		239 N Kent St.	79 54			205 A San Francisco	86 66								
		269 H CSU Bakersfield	57 34			18 N Ohio St.	82 94								
		183 H UC Riverside	53 43												
		1 N UConn	53 78												
		18 A Ohio St.	64 85												

Non-Div I Games:

Stanford

Average RPI Win:	198	WON-LOST	WINNING	LAST 10	STRENGTH OF	OPP. STRENGTH	TEAM	ADJ.	CONF.	ADJ CONF.
Average RPI Loss:	89	RECORD	PCT. RANK	GAMES	SCHEDULE	OF SCHEDULE	RPI	RPI	RPI	RPI
DIV. I ONLY	4- 4	157	4- 4	77	195	127	127	14	14	
DIV. I NON-CONF.	4- 4	157	4- 4	77	195	127	127	14	14	
TOTALS	RPI 1-25	RPI 26-50	W-L RECORDS	RPI 51-100	RPI 101-150	RPI 150+				
4- 4	0- 1	0- 0	OVERALL	1- 1	0- 2	3- 0				
2- 1	0- 0	0- 0	HOME	1- 0	0- 1	1- 0				
1- 1	0- 1	0- 0	AWAY	0- 0	0- 0	1- 0				
1- 2	0- 0	0- 0	NEUTRAL	0- 1	0- 1	1- 0				
4- 4	0- 1	0- 0	NON-CONFERENCE	1- 1	0- 2	3- 0				
2- 1	0- 0	0- 0	HOME	1- 0	0- 1	1- 0				
1- 1	0- 1	0- 0	AWAY	0- 0	0- 0	1- 0				
1- 2	0- 0	0- 0	NEUTRAL	0- 1	0- 1	1- 0				
0- 0	0- 0	0- 0	CONFERENCE	0- 0	0- 0	0- 0				
0- 0	0- 0	0- 0	HOME	0- 0	0- 0	0- 0				
0- 0	0- 0	0- 0	AWAY	0- 0	0- 0	0- 0				
0- 0	0- 0	0- 0	NEUTRAL	0- 0	0- 0	0- 0				

RPI 1-25				RPI 26-50				RPI 51-100				RPI 101+				Team's RPI: 127
RPI	S	Opponent	Score	RPI	S	Opponent	Score	RPI	S	Opponent	Score	RPI	S	Opponent	Score	
13	A	Texas	59 95					66	H	Chattanooga	78 67	102	H	High Point	64 69	
								92	N	Providence	45 56	149	N	Wright St.	59 64	
												157	N	Florida	85 71	
												225	A	SIUE	65 61	
												345	H	Northern Ky.	67 56	
LAST 12 Division I GAMES:																
66	H	Chattanooga	78 67	225	A	SIUE	65 61									
13	A	Texas	59 95	345	H	Northern Ky.	67 56									
				102	H	High Point	64 69									
				92	N	Providence	45 56									
				157	N	Florida	85 71									
				149	N	Wright St.	59 64									

Non-Div I Games: Thomas (GA) 92 41 Webber Int'l 67 30

Stetson

Average RPI Win:	235	WON-LOST	WINNING	LAST 10	STRENGTH OF	OPP. STRENGTH	TEAM	ADJ.	CONF.	ADJ CONF.
Average RPI Loss:	150	RECORD	PCT. RANK	GAMES	SCHEDULE	OF SCHEDULE	RPI	RPI	RPI	RPI
DIV. I ONLY	4- 2	98	4- 2	170	260	84	84	24	24	
DIV. I NON-CONF.	4- 2	98	4- 2	170	260	84	84	24	24	
TOTALS	RPI 1-25	RPI 26-50	W-L RECORDS	RPI 51-100	RPI 101-150	RPI 150+				
4- 2	0- 1	0- 0	OVERALL	0- 0	0- 0	4- 1				
2- 0	0- 0	0- 0	HOME	0- 0	0- 0	2- 0				
2- 2	0- 1	0- 0	AWAY	0- 0	0- 0	2- 1				
0- 0	0- 0	0- 0	NEUTRAL	0- 0	0- 0	0- 0				
4- 2	0- 1	0- 0	NON-CONFERENCE	0- 0	0- 0	4- 1				
2- 0	0- 0	0- 0	HOME	0- 0	0- 0	2- 0				
2- 2	0- 1	0- 0	AWAY	0- 0	0- 0	2- 1				
0- 0	0- 0	0- 0	NEUTRAL	0- 0	0- 0	0- 0				
0- 0	0- 0	0- 0	CONFERENCE	0- 0	0- 0	0- 0				
0- 0	0- 0	0- 0	HOME	0- 0	0- 0	0- 0				
0- 0	0- 0	0- 0	AWAY	0- 0	0- 0	0- 0				
0- 0	0- 0	0- 0	NEUTRAL	0- 0	0- 0	0- 0				

RPI 1-25				RPI 26-50				RPI 51-100				Team's RPI: 84		RPI 101+			
RPI	S	Opponent	Score	RPI	S	Opponent	Score	RPI	S	Opponent	Score			RPI	S	Opponent	Score
20	A	Syracuse	70 81											198	A	Hofstra	73 49
														206	A	Fairleigh Dickinson	56 51
														242	H	Manhattan	74 59
														280	A	Cornell	40 48
														295	H	Wagner	69 50
LAST 12 Division I GAMES:																	
20	A	Syracuse	70 81	198	A	Hofstra	73 49										
280	A	Cornell	40 48	242	H	Manhattan	74 59										
295	H	Wagner	69 50														
206	A	Fairleigh Dickinson	56 51														

Non-Div I Games: Farmingdale St. 76 25

Stony Brook

Average RPI Win:	126	WON-LOST	WINNING	LAST 10	STRENGTH OF	OPP. STRENGTH	TEAM	ADJ.	CONF.	ADJ CONF.
Average RPI Loss:	0	RECORD	PCT. RANK	GAMES	SCHEDULE	OF SCHEDULE	RPI	RPI	RPI	RPI
DIV. I ONLY	8- 0	1	8- 0	149	18	20	20	3	3	
DIV. I NON-CONF.	8- 0	1	8- 0	149	18	20	20	3	3	
TOTALS	RPI 1-25	RPI 26-50	W-L RECORDS	RPI 51-100	RPI 101-150	RPI 150+				
8- 0	0- 0	0- 0	OVERALL	2- 0	4- 0	2- 0				
5- 0	0- 0	0- 0	HOME	1- 0	2- 0	2- 0				
1- 0	0- 0	0- 0	AWAY	0- 0	1- 0	0- 0				
2- 0	0- 0	0- 0	NEUTRAL	1- 0	1- 0	0- 0				
8- 0	0- 0	0- 0	NON-CONFERENCE	2- 0	4- 0	2- 0				
5- 0	0- 0	0- 0	HOME	1- 0	2- 0	2- 0				
1- 0	0- 0	0- 0	AWAY	0- 0	1- 0	0- 0				
2- 0	0- 0	0- 0	NEUTRAL	1- 0	1- 0	0- 0				
0- 0	0- 0	0- 0	CONFERENCE	0- 0	0- 0	0- 0				
0- 0	0- 0	0- 0	HOME	0- 0	0- 0	0- 0				
0- 0	0- 0	0- 0	AWAY	0- 0	0- 0	0- 0				
0- 0	0- 0	0- 0	NEUTRAL	0- 0	0- 0	0- 0				

RPI 1-25				Team's RPI: 20		RPI 26-50				RPI 51-100				RPI 101+			
RPI	S	Opponent	Score	RPI	S	Opponent	Score	RPI	S	Opponent	Score	RPI	S	Opponent	Score		
								82	N	Wisconsin	77 74	111	H	Hartford	75 63		
								84	H	Stony Brook	81 70	114	N	Vanderbilt	84 78		
												119	A	George Washington	74 62		
												134	H	Northwestern	81 74		
												172	H	Morgan St.	95 68		
												194	H	UMES	68 45		
LAST 12 Division I GAMES:																	
				82	N	Wisconsin	77 74	84	H	Stony Brook	81 70						
				111	H	Hartford	75 63	134	H	Northwestern	81 74						
				194	H	UMES	68 45	119	A	George Washington	74 62						
				172	H	Morgan St.	95 68	114	N	Vanderbilt	84 78						

Non-Div I Games:

Syracuse

Average RPI Win: 175		WON-LOST	WINNING	LAST 10	STRENGTH OF		OPP. STRENGTH	TEAM	ADJ.	CONF.	ADJ CONF.
Average RPI Loss: 51		RECORD	PCT. RANK	GAMES	SCHEDULE		OF SCHEDULE	RPI	RPI	RPI	RPI
DIV. I ONLY		6- 1	31	6- 1	94		142	50	50	5	5
DIV. I NON-CONF.		6- 1	31	6- 1	94		142	50	50	5	5
TOTALS		RPI 1-25	RPI 26-50		W-L RECORDS		RPI 51-100	RPI 101-150		RPI 150+	
6- 1	0- 0	0- 0		OVERALL		1- 1	1- 0		4- 0		
3- 1	0- 0	0- 0		HOME		1- 1	1- 0		1- 0		
1- 0	0- 0	0- 0		AWAY		0- 0	0- 0		1- 0		
2- 0	0- 0	0- 0		NEUTRAL		0- 0	0- 0		2- 0		
6- 1	0- 0	0- 0		NON-CONFERENCE		1- 1	1- 0		4- 0		
3- 1	0- 0	0- 0		HOME		1- 1	1- 0		1- 0		
1- 0	0- 0	0- 0		AWAY		0- 0	0- 0		1- 0		
2- 0	0- 0	0- 0		NEUTRAL		0- 0	0- 0		2- 0		
0- 0	0- 0	0- 0		CONFERENCE		0- 0	0- 0		0- 0		
0- 0	0- 0	0- 0		HOME		0- 0	0- 0		0- 0		
0- 0	0- 0	0- 0		AWAY		0- 0	0- 0		0- 0		
0- 0	0- 0	0- 0		NEUTRAL		0- 0	0- 0		0- 0		

RPI 1-25				RPI 26-50				Team's RPI: 50				RPI 51-100				RPI 101+			
RPI	S	Opponent	Score	RPI	S	Opponent	Score	RPI	S	Opponent	Score	RPI	S	Opponent	Score	RPI	S	Opponent	Score
												51	H	Yale	72 82	145	H	Texas St.	82 58
												56	H	Alabama	88 67	155	N	Idaho	86 76
																177	H	Oral Roberts	72 58
																210	A	SMU	64 58
																309	N	Arizona	68 59
LAST 12 Division I GAMES:																			
				56	H	Alabama	88 67					309	N	Arizona	68 59				
				155	N	Idaho	86 76					51	H	Yale	72 82				
												145	H	Texas St.	82 58				
												210	A	SMU	64 58				
												177	H	Oral Roberts	72 58				

Non-Div I Games:

TCU

Average RPI Win:	175	WON-LOST	WINNING	LAST 10	STRENGTH OF	OPP. STRENGTH	TEAM	ADJ.	CONF.	ADJ CONF.
Average RPI Loss:	37	RECORD	PCT. RANK	GAMES	SCHEDULE	OF SCHEDULE	RPI	RPI	RPI	RPI
DIV. I ONLY	6- 2	60	6- 2	206	26	104	104	7	7	
DIV. I NON-CONF.	6- 2	60	6- 2	206	26	104	104	7	7	
TOTALS	RPI 1-25	RPI 26-50	W-L RECORDS	RPI 51-100	RPI 101-150	RPI 150+				
6- 2	0- 0	0- 2	OVERALL	2- 0	1- 0	3- 0				
4- 2	0- 0	0- 2	HOME	1- 0	1- 0	2- 0				
2- 0	0- 0	0- 0	AWAY	1- 0	0- 0	1- 0				
0- 0	0- 0	0- 0	NEUTRAL	0- 0	0- 0	0- 0				
6- 2	0- 0	0- 2	NON-CONFERENCE	2- 0	1- 0	3- 0				
4- 2	0- 0	0- 2	HOME	1- 0	1- 0	2- 0				
2- 0	0- 0	0- 0	AWAY	1- 0	0- 0	1- 0				
0- 0	0- 0	0- 0	NEUTRAL	0- 0	0- 0	0- 0				
0- 0	0- 0	0- 0	CONFERENCE	0- 0	0- 0	0- 0				
0- 0	0- 0	0- 0	HOME	0- 0	0- 0	0- 0				
0- 0	0- 0	0- 0	AWAY	0- 0	0- 0	0- 0				
0- 0	0- 0	0- 0	NEUTRAL	0- 0	0- 0	0- 0				

RPI S	Opponent	Score	RPI S	Opponent	Score	RPI S	Opponent	Score	RPI S	Opponent	Score	Team's RPI: 104
29	H Rutgers	67 84	52	H Saint Joseph's	69 66	144	H Harvard	86 64				
44	H Ole Miss	48 64	79	A La Salle	69 52	193	H Delaware St.	96 72				
						286	A Iona	59 54				
						295	H Wagner	70 36				
LAST 12 Division I GAMES:												
52	H Saint Joseph's	69 66	144	H Harvard	86 64							
44	H Ole Miss	48 64	193	H Delaware St.	96 72							
79	A La Salle	69 52										
286	A Iona	59 54										
295	H Wagner	70 36										
29	H Rutgers	67 84										

Non-Div I Games:

Temple

Tennessee

Through Games Of Dec. 3, 2017

Average RPI Win:	139	WON-LOST	WINNING	LAST 10	STRENGTH OF	OPP. STRENGTH	TEAM	ADJ.	CONF.	ADJ CONF.
Average RPI Loss:	0	RECORD	PCT. RANK	GAMES	SCHEDULE	OF SCHEDULE	RPI	RPI	RPI	RPI
DIV. I ONLY	8- 0	1	8- 0	192	12	27	27	1	1	
DIV. I NON-CONF.	8- 0	1	8- 0	192	12	27	27	1	1	
TOTALS	RPI 1-25	RPI 26-50	W-L RECORDS	RPI 51-100	RPI 101-150	RPI 150+				
8- 0	0- 0	0- 0	OVERALL	3- 0	3- 0	2- 0				
5- 0	0- 0	0- 0	HOME	1- 0	2- 0	2- 0				
0- 0	0- 0	0- 0	AWAY	0- 0	0- 0	0- 0				
3- 0	0- 0	0- 0	NEUTRAL	2- 0	1- 0	0- 0				
8- 0	0- 0	0- 0	NON-CONFERENCE	3- 0	3- 0	2- 0				
5- 0	0- 0	0- 0	HOME	1- 0	2- 0	2- 0				
0- 0	0- 0	0- 0	AWAY	0- 0	0- 0	0- 0				
3- 0	0- 0	0- 0	NEUTRAL	2- 0	1- 0	0- 0				
0- 0	0- 0	0- 0	CONFERENCE	0- 0	0- 0	0- 0				
0- 0	0- 0	0- 0	HOME	0- 0	0- 0	0- 0				
0- 0	0- 0	0- 0	AWAY	0- 0	0- 0	0- 0				
0- 0	0- 0	0- 0	NEUTRAL	0- 0	0- 0	0- 0				

RPI 1-25				RPI 26-50				Team's RPI: 27				RPI 51-100				RPI 101+			
RPI	S	Opponent	Score	RPI	S	Opponent	Score					RPI	S	Opponent	Score	RPI	S	Opponent	Score
												76	H	Central Ark.	77 34	132	H	James Madison	89 60
												81	N	Oklahoma St.	79 69	143	N	South Dakota	69 49
												93	N	Marquette	101 99	150	H	ETSU	87 49
																218	H	Wichita St.	68 56
																221	H	Alabama St.	104 51
LAST 12 Division I GAMES:																			
				218	H	Wichita St.	68 56					221	H	Alabama St.	104 51				
				132	H	James Madison	89 60					76	H	Central Ark.	77 34				
				150	H	ETSU	87 49					143	N	South Dakota	69 49				
												81	N	Oklahoma St.	79 69				
												93	N	Marquette	101 99				

Non-Div I Games:

Tennessee

■ Loss,
 ■ Non-Conf, S Site,
 ■ Home
 ■ Away
 N Neutral

Average RPI Win:	0	WON-LOST	WINNING	LAST 10	STRENGTH OF	OPP. STRENGTH	TEAM	ADJ.	CONF.	ADJ CONF.
Average RPI Loss:	170	RECORD	PCT. RANK	GAMES	SCHEDULE	OF SCHEDULE	RPI	RPI	RPI	RPI
DIV. I ONLY	0- 5	323	0- 5	162	318	318	318	21	21	
DIV. I NON-CONF.	0- 5	323	0- 5	162	318	318	318	21	21	
TOTALS	RPI 1-25	RPI 26-50	W-L RECORDS	RPI 51-100	RPI 101-150	RPI 150+				
0- 5	0- 0	0- 0	OVERALL	0- 1	0- 2	0- 2				
0- 3	0- 0	0- 0	HOME	0- 1	0- 1	0- 1				
0- 2	0- 0	0- 0	AWAY	0- 0	0- 1	0- 1				
0- 0	0- 0	0- 0	NEUTRAL	0- 0	0- 0	0- 0				
0- 5	0- 0	0- 0	NON-CONFERENCE	0- 1	0- 2	0- 2				
0- 3	0- 0	0- 0	HOME	0- 1	0- 1	0- 1				
0- 2	0- 0	0- 0	AWAY	0- 0	0- 1	0- 1				
0- 0	0- 0	0- 0	NEUTRAL	0- 0	0- 0	0- 0				
0- 0	0- 0	0- 0	CONFERENCE	0- 0	0- 0	0- 0				
0- 0	0- 0	0- 0	HOME	0- 0	0- 0	0- 0				
0- 0	0- 0	0- 0	AWAY	0- 0	0- 0	0- 0				
0- 0	0- 0	0- 0	NEUTRAL	0- 0	0- 0	0- 0				

RPI 1-25				RPI 26-50				RPI 51-100				RPI 101+				Team's RPI: 318	
RPI	S	Opponent	Score	RPI	S	Opponent	Score	RPI	S	Opponent	Score	RPI	S	Opponent	Score		
								78	H	Ball St.	65	85	101	H	Troy	66	95
													118	A	Arkansas St.	62	68
													251	H	Alabama A&M	75	77
													300	A	Memphis	75	79
LAST 12 Division I GAMES:																	
				118	A	Arkansas St.	62	68	251	H	Alabama A&M	75	77				
				101	H	Troy	66	95	300	A	Memphis	75	79				
				78	H	Ball St.	65	85									

Non-Div I Games:

Tennessee St.

Tennessee Tech

Through Games Of Dec. 3, 2017

Average RPI Win:	0	WON-LOST	WINNING	LAST 10	STRENGTH OF	OPP. STRENGTH	TEAM	ADJ.	CONF.	ADJ CONF.
Average RPI Loss:	116	RECORD	PCT. RANK	GAMES	SCHEDULE	OF SCHEDULE	RPI	RPI	RPI	RPI
DIV. I ONLY	0- 6	323	0- 6	23	300	237	237	21	21	
DIV. I NON-CONF.	0- 6	323	0- 6	23	300	237	237	21	21	
TOTALS	RPI 1-25	RPI 26-50	W-L RECORDS	RPI 51-100	RPI 101-150	RPI 150+				
0- 6	0- 0	0- 1	OVERALL	0- 1	0- 3	0- 1				
0- 1	0- 0	0- 0	HOME	0- 0	0- 0	0- 1				
0- 5	0- 0	0- 1	AWAY	0- 1	0- 3	0- 0				
0- 0	0- 0	0- 0	NEUTRAL	0- 0	0- 0	0- 0				
0- 6	0- 0	0- 1	NON-CONFERENCE	0- 1	0- 3	0- 1				
0- 1	0- 0	0- 0	HOME	0- 0	0- 0	0- 1				
0- 5	0- 0	0- 1	AWAY	0- 1	0- 3	0- 0				
0- 0	0- 0	0- 0	NEUTRAL	0- 0	0- 0	0- 0				
0- 0	0- 0	0- 0	CONFERENCE	0- 0	0- 0	0- 0				
0- 0	0- 0	0- 0	HOME	0- 0	0- 0	0- 0				
0- 0	0- 0	0- 0	AWAY	0- 0	0- 0	0- 0				
0- 0	0- 0	0- 0	NEUTRAL	0- 0	0- 0	0- 0				

RPI 1-25			RPI 26-50			RPI 51-100			RPI 101+			Team's RPI: 237
RPI	S	Opponent	Score	RPI	S	Opponent	Score	RPI	S	Opponent	Score	
				49	A	Georgia	48 56	53	A	Kentucky	54 82	
								130	A	Middle Tenn.	44 58	
								149	A	Wright St.	59 82	
								150	A	ETSU	55 74	
								166	H	Radford	41 60	
LAST 12 Division I GAMES:												
150	A	ETSU	55 74	53	A	Kentucky	54 82					
130	A	Middle Tenn.	44 58	149	A	Wright St.	59 82					
				49	A	Georgia	48 56					
				166	H	Radford	41 60					

Non-Div I Games: Tenn. Wesleyan 84 66

Tennessee Tech

■ Loss,
 ■ Non-Conf,
 ■ S Site,
 ■ H Home
 ■ A Away
 N Neutral

Average RPI Win: 144		WON-LOST	WINNING	LAST 10	STRENGTH OF	OPP. STRENGTH	TEAM	ADJ.	CONF.	ADJ CONF.
Average RPI Loss: 0		RECORD	PCT. RANK	GAMES	SCHEDULE	OF SCHEDULE	RPI	RPI	RPI	RPI
DIV. I ONLY		7- 0	1	7- 0	89	50	13	13	5	5
DIV. I NON-CONF.		7- 0	1	7- 0	89	50	13	13	5	5
TOTALS	RPI 1-25		RPI 26-50	W-L RECORDS	RPI 51-100	RPI 101-150		RPI 150+		
7- 0	0- 0		1- 0	OVERALL	2- 0	1- 0		3- 0		
4- 0	0- 0		0- 0	HOME	0- 0	1- 0		3- 0		
1- 0	0- 0		1- 0	AWAY	0- 0	0- 0		0- 0		
2- 0	0- 0		0- 0	NEUTRAL	2- 0	0- 0		0- 0		
7- 0	0- 0		1- 0	NON-CONFERENCE	2- 0	1- 0		3- 0		
4- 0	0- 0		0- 0	HOME	0- 0	1- 0		3- 0		
1- 0	0- 0		1- 0	AWAY	0- 0	0- 0		0- 0		
2- 0	0- 0		0- 0	NEUTRAL	2- 0	0- 0		0- 0		
0- 0	0- 0		0- 0	CONFERENCE	0- 0	0- 0		0- 0		
0- 0	0- 0		0- 0	HOME	0- 0	0- 0		0- 0		
0- 0	0- 0		0- 0	AWAY	0- 0	0- 0		0- 0		
0- 0	0- 0		0- 0	NEUTRAL	0- 0	0- 0		0- 0		

RPI 1-25			Team's RPI: 13		RPI 26-50			RPI 51-100			RPI 101+				
RPI	S	Opponent	Score	RPI	S	Opponent	Score	RPI	S	Opponent	Score	RPI	S	Opponent	Score
49	A	Georgia	81 53	69	N	LSU	75 66	127	H	Stetson	95 59				
				80	N	Washington	92 68	151	H	Louisiana Tech	88 54				
								216	H	UTSA	120 70				
								313	H	McNeese	100 34				
LAST 12 Division I GAMES:															
49	A	Georgia	81 53	216	H	UTSA	120 70								
151	H	Louisiana Tech	88 54	313	H	McNeese	100 34								
80	N	Washington	92 68	127	H	Stetson	95 59								
69	N	LSU	75 66												

Non-Div I Games:

Texas

Average RPI Win:	196	WON-LOST	WINNING	LAST 10	STRENGTH OF	OPP. STRENGTH	TEAM	ADJ.	CONF.	ADJ CONF.
Average RPI Loss:	17	RECORD	PCT. RANK	GAMES	SCHEDULE	OF SCHEDULE	RPI	RPI	RPI	RPI
DIV. I ONLY	6- 2	60	6- 2	48	156	60	60	1	1	
DIV. I NON-CONF.	6- 2	60	6- 2	48	156	60	60	1	1	
TOTALS	RPI 1-25	RPI 26-50	W-L RECORDS	RPI 51-100	RPI 101-150	RPI 150+				
6- 2	0- 2	1- 0	OVERALL	0- 0	1- 0	4- 0				
5- 2	0- 2	1- 0	HOME	0- 0	1- 0	3- 0				
1- 0	0- 0	0- 0	AWAY	0- 0	0- 0	1- 0				
0- 0	0- 0	0- 0	NEUTRAL	0- 0	0- 0	0- 0				
6- 2	0- 2	1- 0	NON-CONFERENCE	0- 0	1- 0	4- 0				
5- 2	0- 2	1- 0	HOME	0- 0	1- 0	3- 0				
1- 0	0- 0	0- 0	AWAY	0- 0	0- 0	1- 0				
0- 0	0- 0	0- 0	NEUTRAL	0- 0	0- 0	0- 0				
0- 0	0- 0	0- 0	CONFERENCE	0- 0	0- 0	0- 0				
0- 0	0- 0	0- 0	HOME	0- 0	0- 0	0- 0				
0- 0	0- 0	0- 0	AWAY	0- 0	0- 0	0- 0				
0- 0	0- 0	0- 0	NEUTRAL	0- 0	0- 0	0- 0				

RPI 1-25				RPI 26-50				RPI 51-100				RPI 101+			
RPI	S	Opponent	Score	RPI	S	Opponent	Score	RPI	S	Opponent	Score	RPI	S	Opponent	Score
11	H	West Virginia	56 70	36	H	Houston	83 65					141	H	Rice	82 76
23	H	Oregon	68 83									169	H	Louisiana	83 62
												257	H	Little Rock	66 49
												283	A	Texas Tech	90 56
												290	H	Prairie View	98 70
LAST 12 Division I GAMES:															
283	A	Texas Tech	90 56	11	H	West Virginia	56 70								
257	H	Little Rock	66 49	141	H	Rice	82 76								
23	H	Oregon	68 83	290	H	Prairie View	98 70								
169	H	Louisiana	83 62												
36	H	Houston	83 65												

Non-Div I Games:

Texas A&M

Average RPI Win:	276	WON-LOST	WINNING	LAST 10	STRENGTH OF	OPP. STRENGTH	TEAM	ADJ.	CONF.	ADJ CONF.
Average RPI Loss:	86	RECORD	PCT. RANK	GAMES	SCHEDULE	OF SCHEDULE	RPI	RPI	RPI	RPI
DIV. I ONLY	2- 4	229	2- 4	173	83	190	190	29	29	
DIV. I NON-CONF.	2- 4	229	2- 4	173	83	190	190	29	29	
TOTALS	RPI 1-25	RPI 26-50	W-L RECORDS	RPI 51-100	RPI 101-150	RPI 150+				
2- 4	0- 0	0- 1	OVERALL	0- 2	0- 1	2- 0				
0- 1	0- 0	0- 0	HOME	0- 0	0- 1	0- 0				
1- 3	0- 0	0- 1	AWAY	0- 2	0- 0	1- 0				
1- 0	0- 0	0- 0	NEUTRAL	0- 0	0- 0	1- 0				
2- 4	0- 0	0- 1	NON-CONFERENCE	0- 2	0- 1	2- 0				
0- 1	0- 0	0- 0	HOME	0- 0	0- 1	0- 0				
1- 3	0- 0	0- 1	AWAY	0- 2	0- 0	1- 0				
1- 0	0- 0	0- 0	NEUTRAL	0- 0	0- 0	1- 0				
0- 0	0- 0	0- 0	CONFERENCE	0- 0	0- 0	0- 0				
0- 0	0- 0	0- 0	HOME	0- 0	0- 0	0- 0				
0- 0	0- 0	0- 0	AWAY	0- 0	0- 0	0- 0				
0- 0	0- 0	0- 0	NEUTRAL	0- 0	0- 0	0- 0				

RPI 1-25				RPI 26-50				RPI 51-100				RPI 101+				Team's RPI: 190	
RPI	S	Opponent	Score	RPI	S	Opponent	Score	RPI	S	Opponent	Score	RPI	S	Opponent	Score		
				26	A	Kansas	37 72	85	A	UTEP	55 65	145	H	Texas St.	56 70		
								89	A	Wake Forest	56 73	228	N	New Mexico St.	66 50		
												323	A	Sam Houston St.	77 58		
LAST 12 Division I GAMES:																	
				323	A	Sam Houston St.	77 58	85	A	UTEP	55 65	228	N	New Mexico St.	66 50		
								145	H	Texas St.	56 70	26	A	Kansas	37 72		
								89	A	Wake Forest	56 73						

Non-Div I Games:

Texas Southern

Average RPI Win: 260		WON-LOST	WINNING	LAST 10	STRENGTH OF	OPP. STRENGTH	TEAM	ADJ.	CONF.	ADJ CONF.
Average RPI Loss: 43		RECORD	PCT. RANK	GAMES	SCHEDULE	OF SCHEDULE	RPI	RPI	RPI	RPI
DIV. I ONLY		5- 2	72	5- 2	277	115	145	145	23	23
DIV. I NON-CONF.		5- 2	72	5- 2	277	115	145	145	23	23
TOTALS	RPI 1-25	RPI 26-50		W-L RECORDS		RPI 51-100	RPI 101-150	RPI 150+		
5- 2	0- 0	0- 2		OVERALL		0- 0	0- 0	5- 0		
2- 1	0- 0	0- 1		HOME		0- 0	0- 0	2- 0		
3- 1	0- 0	0- 0		AWAY		0- 0	0- 0	3- 0		
0- 0	0- 0	0- 0		NEUTRAL		0- 0	0- 0	0- 0		
5- 2	0- 0	0- 2		NON-CONFERENCE		0- 0	0- 0	5- 0		
2- 1	0- 0	0- 1		HOME		0- 0	0- 0	2- 0		
3- 1	0- 0	0- 1		AWAY		0- 0	0- 0	3- 0		
0- 0	0- 0	0- 0		NEUTRAL		0- 0	0- 0	0- 0		
0- 0	0- 0	0- 0		CONFERENCE		0- 0	0- 0	0- 0		
0- 0	0- 0	0- 0		HOME		0- 0	0- 0	0- 0		
0- 0	0- 0	0- 0		AWAY		0- 0	0- 0	0- 0		
0- 0	0- 0	0- 0		NEUTRAL		0- 0	0- 0	0- 0		

RPI 1-25				RPI 26-50				RPI 51-100				RPI 101+ Team's RPI: 145			
RPI	S	Opponent	Score	RPI	S	Opponent	Score	RPI	S	Opponent	Score	RPI	S	Opponent	Score
				36	H	Houston	67 72					190	A	Texas Southern	70 56
				50	A	TCU	58 82					250	A	Incarnate Word	74 33
												283	A	Texas Tech	87 70
												289	H	Fresno St.	76 59
												290	H	Prairie View	84 57
LAST 12 Division I GAMES:															
				36	H	Houston	67 72	290	H	Prairie View	84 57				
				289	H	Fresno St.	76 59								
				190	A	Texas Southern	70 56								
				50	A	TCU	58 82								
				250	A	Incarnate Word	74 33								
				283	A	Texas Tech	87 70								

Non-Div I Games:

Texas St.

Loss, Non-Conf, S Site, H Home A Away N Neutral

Average RPI Win:	314	WON-LOST	WINNING	LAST 10	STRENGTH OF	OPP. STRENGTH	TEAM	ADJ.	CONF.	ADJ CONF.
Average RPI Loss:	78	RECORD	PCT. RANK	GAMES	SCHEDULE	OF SCHEDULE	RPI	RPI	RPI	RPI
DIV. I ONLY	3- 4	194	3- 4	267	200	283	283	5	5	
DIV. I NON-CONF.	3- 4	194	3- 4	267	200	283	283	5	5	
TOTALS	RPI 1-25	RPI 26-50	W-L RECORDS	RPI 51-100	RPI 101-150	RPI 150+				
3- 4	0- 0	0- 1	OVERALL	0- 2	0- 1	3- 0				
3- 3	0- 0	0- 0	HOME	0- 2	0- 1	3- 0				
0- 1	0- 0	0- 1	AWAY	0- 0	0- 0	0- 0				
0- 0	0- 0	0- 0	NEUTRAL	0- 0	0- 0	0- 0				
3- 4	0- 0	0- 1	NON-CONFERENCE	0- 2	0- 1	3- 0				
3- 3	0- 0	0- 0	HOME	0- 2	0- 1	3- 0				
0- 1	0- 0	0- 1	AWAY	0- 0	0- 0	0- 0				
0- 0	0- 0	0- 0	NEUTRAL	0- 0	0- 0	0- 0				
0- 0	0- 0	0- 0	CONFERENCE	0- 0	0- 0	0- 0				
0- 0	0- 0	0- 0	HOME	0- 0	0- 0	0- 0				
0- 0	0- 0	0- 0	AWAY	0- 0	0- 0	0- 0				
0- 0	0- 0	0- 0	NEUTRAL	0- 0	0- 0	0- 0				

RPI 1-25				RPI 26-50				RPI 51-100				RPI 101+ Team's RPI: 283			
RPI	S	Opponent	Score	RPI	S	Opponent	Score	RPI	S	Opponent	Score	RPI	S	Opponent	Score
				36	A	Houston	75 79	60	H	Texas A&M	56 90	145	H	Texas St.	70 87
								69	H	LSU	40 48	284	H	Ark.-Pine Bluff	74 47
												310	H	Florida A&M	82 63
												347	H	UMass Lowell	93 65
LAST 12 Division I GAMES:															
				145	H	Texas St.	70 87	36	A	Houston	75 79				
								69	H	LSU	40 48				
								60	H	Texas A&M	56 90				
								347	H	UMass Lowell	93 65				
								284	H	Ark.-Pine Bluff	74 47				
								310	H	Florida A&M	82 63				

Non-Div I Games:

Texas Tech

■ Loss,
 ■ Non-Conf, S Site,
 ■ Home
 ■ Away
 N Neutral

Average RPI Win:	171	WON-LOST	WINNING	LAST 10	STRENGTH OF	OPP. STRENGTH	TEAM	ADJ.	CONF.	ADJ CONF.
Average RPI Loss:	3	RECORD	PCT. RANK	GAMES	SCHEDULE	OF SCHEDULE	RPI	RPI	RPI	RPI
DIV. I ONLY	5- 1	38	1- 1	115	25	35	35	8	8	
DIV. I NON-CONF.	5- 1	38	1- 1	115	25	35	35	8	8	
TOTALS	RPI 1-25	RPI 26-50	W-L RECORDS	RPI 51-100	RPI 101-150	RPI 150+				
5- 1	0- 1	0- 0	OVERALL	1- 0	0- 0	4- 0				
4- 0	0- 0	0- 0	HOME	1- 0	0- 0	3- 0				
1- 1	0- 1	0- 0	AWAY	0- 0	0- 0	1- 0				
0- 0	0- 0	0- 0	NEUTRAL	0- 0	0- 0	0- 0				
5- 1	0- 1	0- 0	NON-CONFERENCE	1- 0	0- 0	4- 0				
4- 0	0- 0	0- 0	HOME	1- 0	0- 0	3- 0				
1- 1	0- 1	0- 0	AWAY	0- 0	0- 0	1- 0				
0- 0	0- 0	0- 0	NEUTRAL	0- 0	0- 0	0- 0				
0- 0	0- 0	0- 0	CONFERENCE	0- 0	0- 0	0- 0				
0- 0	0- 0	0- 0	HOME	0- 0	0- 0	0- 0				
0- 0	0- 0	0- 0	AWAY	0- 0	0- 0	0- 0				
0- 0	0- 0	0- 0	NEUTRAL	0- 0	0- 0	0- 0				

RPI 1-25				RPI 26-50		Team's RPI: 35		RPI 51-100				RPI 101+			
RPI	S	Opponent	Score	RPI	S	Opponent	Score	RPI	S	Opponent	Score	RPI	S	Opponent	Score
3	A	Louisville	55 90					62	H	Dayton	68 50	160	H	Saint Francis (PA)	74 66
												169	H	Louisiana	79 55
												178	H	Maine	65 64
												286	A	Iona	74 57
LAST 12 Division I GAMES:															
169	H	Louisiana	79 55	160	H	Saint Francis (PA)	74 66								
3	A	Louisville	55 90												
178	H	Maine	65 64												
286	A	Iona	74 57												
62	H	Dayton	68 50												

Non-Div I Games:

Toledo

**T
O
W
S
O
n**

T
O
W
S
O
N

Towson

Average RPI Win: 221		WON-LOST	WINNING	LAST 10	STRENGTH OF	OPP. STRENGTH	TEAM	ADJ.	CONF.	ADJ CONF.
Average RPI Loss: 44		RECORD	PCT. RANK	GAMES	SCHEDULE	OF SCHEDULE	RPI	RPI	RPI	RPI
DIV. I ONLY		3- 1	60	3- 1	287	71	101	101	23	23
DIV. I NON-CONF.		3- 1	60	3- 1	287	71	101	101	23	23
TOTALS	RPI 1-25		RPI 26-50		W-L RECORDS	RPI 51-100	RPI 101-150		RPI 150+	
3- 1	0- 0		0- 1		OVERALL	0- 0	1- 0		2- 0	
1- 0	0- 0		0- 0		HOME	0- 0	1- 0		0- 0	
2- 1	0- 0		0- 1		AWAY	0- 0	0- 0		2- 0	
0- 0	0- 0		0- 0		NEUTRAL	0- 0	0- 0		0- 0	
3- 1	0- 0		0- 1		NON-CONFERENCE	0- 0	1- 0		2- 0	
1- 0	0- 0		0- 0		HOME	0- 0	1- 0		0- 0	
2- 1	0- 0		0- 1		AWAY	0- 0	0- 0		2- 0	
0- 0	0- 0		0- 0		NEUTRAL	0- 0	0- 0		0- 0	
0- 0	0- 0		0- 0		CONFERENCE	0- 0	0- 0		0- 0	
0- 0	0- 0		0- 0		HOME	0- 0	0- 0		0- 0	
0- 0	0- 0		0- 0		AWAY	0- 0	0- 0		0- 0	
0- 0	0- 0		0- 0		NEUTRAL	0- 0	0- 0		0- 0	

RPI 1-25				RPI 26-50				RPI 51-100				RPI 101+ Team's RPI: 101			
RPI	S	Opponent	Score	RPI	S	Opponent	Score	RPI	S	Opponent	Score	RPI	S	Opponent	Score
				44	A	Ole Miss	93 96					123	H	Jacksonville	89 88
												221	A	Alabama St.	93 63
												318	A	Tennessee St.	95 66
LAST 12 Division I GAMES:															
				123	H	Jacksonville	89 88								
				318	A	Tennessee St.	95 66								
				44	A	Ole Miss	93 96								
				221	A	Alabama St.	93 63								

Non-Div I Games:	Stillman	89	62
------------------	----------	----	----

Troy

■ Loss, ■ Non-Conf, S Site, H Home A Away N Neutral

Average RPI Win: 199	WON-LOST	WINNING	LAST 10	STRENGTH OF	OPP. STRENGTH	TEAM	ADJ.	CONF.	ADJ CONF.
Average RPI Loss: 128	RECORD	PCT. RANK	GAMES	SCHEDULE	OF SCHEDULE	RPI	RPI	RPI	RPI
DIV. I ONLY	4- 4	157	4- 4	105	211	112	112	7	7
DIV. I NON-CONF.	4- 4	157	4- 4	105	211	112	112	7	7
TOTALS	RPI 1-25	RPI 26-50	W-L RECORDS	RPI 51-100	RPI 101-150	RPI 150+			
4- 4	0- 0	0- 0	OVERALL	0- 2	1- 1	3- 1			
1- 0	0- 0	0- 0	HOME	0- 0	1- 0	0- 0			
2- 2	0- 0	0- 0	AWAY	0- 0	0- 0	2- 0			
1- 2	0- 0	0- 0	NEUTRAL	0- 1	0- 0	1- 1			
4- 4	0- 0	0- 0	NON-CONFERENCE	0- 2	1- 1	3- 1			
1- 0	0- 0	0- 0	HOME	0- 0	1- 0	0- 0			
2- 2	0- 0	0- 0	AWAY	0- 1	0- 1	2- 0			
1- 2	0- 0	0- 0	NEUTRAL	0- 1	0- 0	1- 1			
0- 0	0- 0	0- 0	CONFERENCE	0- 0	0- 0	0- 0			
0- 0	0- 0	0- 0	HOME	0- 0	0- 0	0- 0			
0- 0	0- 0	0- 0	AWAY	0- 0	0- 0	0- 0			
0- 0	0- 0	0- 0	NEUTRAL	0- 0	0- 0	0- 0			

RPI 1-25			RPI 26-50			RPI 51-100			RPI 101+			Team's RPI: 112
RPI	S	Opponent	Score	RPI	S	Opponent	Score	RPI	S	Opponent	Score	
						62 N Dayton	65 71	114 H Vanderbilt		71	59	
						64 A NC State	55 79	147 A Southern Miss.		58	66	
								178 A Maine		42	34	
								189 N San Diego St.		80	46	
								238 N Iowa St.		64	67	
								313 A McNeese		70	66	
LAST 12 Division I GAMES:												
						64 A NC State	55 79	313 A McNeese		70	66	
						178 A Maine	42 34	189 N San Diego St.		80	46	
								238 N Iowa St.		64	67	
								114 H Vanderbilt		71	59	
								147 A Southern Miss.		58	66	
								62 N Dayton		65	71	

Non-Div I Games:

Tulane

Average RPI Win:	267	WON-LOST	WINNING	LAST 10	STRENGTH OF	OPP. STRENGTH	TEAM	ADJ.	CONF.	ADJ CONF.
Average RPI Loss:	132	RECORD	PCT. RANK	GAMES	SCHEDULE	OF SCHEDULE	RPI	RPI	RPI	RPI
DIV. I ONLY	3- 4	194	3- 4	175	294	231	231	7	7	
DIV. I NON-CONF.	3- 4	194	3- 4	175	294	231	231	7	7	
TOTALS	RPI 1-25	RPI 26-50	W-L RECORDS	RPI 51-100	RPI 101-150	RPI 150+				
3- 4	0- 0	0- 0	OVERALL	0- 1	0- 1	3- 2				
1- 3	0- 0	0- 0	HOME	0- 1	0- 1	1- 1				
1- 1	0- 0	0- 0	AWAY	0- 0	0- 0	1- 1				
1- 0	0- 0	0- 0	NEUTRAL	0- 0	0- 0	1- 0				
3- 4	0- 0	0- 0	NON-CONFERENCE	0- 1	0- 1	3- 2				
1- 3	0- 0	0- 0	HOME	0- 1	0- 1	1- 1				
1- 1	0- 0	0- 0	AWAY	0- 0	0- 0	1- 1				
1- 0	0- 0	0- 0	NEUTRAL	0- 0	0- 0	1- 0				
0- 0	0- 0	0- 0	CONFERENCE	0- 0	0- 0	0- 0				
0- 0	0- 0	0- 0	HOME	0- 0	0- 0	0- 0				
0- 0	0- 0	0- 0	AWAY	0- 0	0- 0	0- 0				
0- 0	0- 0	0- 0	NEUTRAL	0- 0	0- 0	0- 0				

RPI 1-25				RPI 26-50				RPI 51-100				RPI 101+				Team's RPI: 231	
RPI	S	Opponent	Score	RPI	S	Opponent	Score	RPI	S	Opponent	Score	RPI	S	Opponent	Score		
								77	H	Belmont	65	90	121	H	American	67	72
													154	A	North Texas	43	66
													177	H	Oral Roberts	41	53
													244	N	Binghamton	60	55
													257	A	Little Rock	74	61
													299	H	UMKC	76	52
LAST 12 Division I GAMES:																	
				154	A	North Texas	43	66	77	H	Belmont	65	90				
				177	H	Oral Roberts	41	53	121	H	American	67	72				
				244	N	Binghamton	60	55									
				299	H	UMKC	76	52									
				257	A	Little Rock	74	61									

Non-Div I Games: Alas. Anchorage 53 59

Tulsa

RPI 1-25				RPI 26-50				RPI 51-100				RPI 101+				Team's RPI: 176	
RPI	S	Opponent	Score	RPI	S	Opponent	Score	RPI	S	Opponent	Score	RPI	S	Opponent	Score		
												102	A	High Point	77	61	
												103	N	Indiana	63	71	
												192	H	Southern Ill.	76	66	
												271	A	Appalachian St.	70	59	
												291	N	UC Santa Barbara	67	54	
												301	H	Mississippi Val.	87	72	
LAST 12 Division I GAMES:																	
				192	H	Southern Ill.	76 66	102	A	High Point	77 61						
				301	H	Mississippi Val.	87 72	271	A	Appalachian St.	70 59						
								291	N	UC Santa Barbara	67 54						
								103	N	Indiana	63 71						

UAB

Page 297

Average RPI Win:	169	WON-LOST	WINNING	LAST 10	STRENGTH OF	OPP. STRENGTH	TEAM	ADJ.	CONF.	ADJ CONF.
Average RPI Loss:	0	RECORD	PCT. RANK	GAMES	SCHEDULE	OF SCHEDULE	RPI	RPI	RPI	RPI
DIV. I ONLY	7- 0	1	7- 0	237	47	47	47	26	26	
DIV. I NON-CONF.	7- 0	1	7- 0	237	47	47	47	26	26	
TOTALS	RPI 1-25	RPI 26-50	W-L RECORDS	RPI 51-100	RPI 101-150	RPI 150+				
7- 0	0- 0	1- 0	OVERALL	0- 0	2- 0	4- 0				
4- 0	0- 0	1- 0	HOME	0- 0	1- 0	2- 0				
3- 0	0- 0	0- 0	AWAY	0- 0	1- 0	2- 0				
0- 0	0- 0	0- 0	NEUTRAL	0- 0	0- 0	0- 0				
7- 0	0- 0	1- 0	NON-CONFERENCE	0- 0	2- 0	4- 0				
4- 0	0- 0	1- 0	HOME	0- 0	1- 0	2- 0				
3- 0	0- 0	0- 0	AWAY	0- 0	1- 0	2- 0				
0- 0	0- 0	0- 0	NEUTRAL	0- 0	0- 0	0- 0				
0- 0	0- 0	0- 0	CONFERENCE	0- 0	0- 0	0- 0				
0- 0	0- 0	0- 0	HOME	0- 0	0- 0	0- 0				
0- 0	0- 0	0- 0	AWAY	0- 0	0- 0	0- 0				
0- 0	0- 0	0- 0	NEUTRAL	0- 0	0- 0	0- 0				

RPI 1-25				RPI 26-50				Team's RPI: 47				RPI 51-100				RPI 101+							
RPI	S	Opponent	Score	RPI	S	Opponent	Score	RPI	S	Opponent	Score	RPI	S	Opponent	Score	RPI	S	Opponent	Score				
				28	H	Washington St.	91 76									136	H	Sacramento St.	79 72				
																145	A	Seattle U	79 53				
																165	H	Pepperdine	69 64				
																182	H	Portland St.	79 67				
																184	A	Pacific	90 58				
																344	A	Southern Utah	85 59				
LAST 12 Division I GAMES:																							
				136	H	Sacramento St.	79 72					182	H	Portland St.	79 67								
				145	A	Seattle U	79 53					165	H	Pepperdine	69 64								
				344	A	Southern Utah	85 59					28	H	Washington St.	91 76								
				184	A	Pacific	90 58																

Non-Div I Games:

UC Davis

Average RPI Win:	279	WON-LOST	WINNING	LAST 10	STRENGTH OF	OPP. STRENGTH	TEAM	ADJ.	CONF.	ADJ CONF.
Average RPI Loss:	146	RECORD	PCT. RANK	GAMES	SCHEDULE	OF SCHEDULE	RPI	RPI	RPI	RPI
DIV. I ONLY	3- 5	220	3- 5	210	291	273	273	26	26	
DIV. I NON-CONF.	3- 5	220	3- 5	210	291	273	273	26	26	
TOTALS	RPI 1-25	RPI 26-50	W-L RECORDS	RPI 51-100	RPI 101-150	RPI 150+				
3- 5	0- 0	0- 1	OVERALL	0- 0	0- 1	3- 3				
3- 1	0- 0	0- 0	HOME	0- 0	0- 1	3- 0				
0- 2	0- 0	0- 1	AWAY	0- 0	0- 0	0- 1				
0- 2	0- 0	0- 0	NEUTRAL	0- 0	0- 0	0- 2				
3- 5	0- 0	0- 1	NON-CONFERENCE	0- 0	0- 1	3- 3				
3- 1	0- 0	0- 0	HOME	0- 0	0- 1	3- 0				
0- 2	0- 0	0- 1	AWAY	0- 0	0- 0	0- 1				
0- 2	0- 0	0- 0	NEUTRAL	0- 0	0- 0	0- 2				
0- 0	0- 0	0- 0	CONFERENCE	0- 0	0- 0	0- 0				
0- 0	0- 0	0- 0	HOME	0- 0	0- 0	0- 0				
0- 0	0- 0	0- 0	AWAY	0- 0	0- 0	0- 0				
0- 0	0- 0	0- 0	NEUTRAL	0- 0	0- 0	0- 0				

RPI 1-25			RPI 26-50			RPI 51-100			RPI 101+			Team's RPI: 273
RPI	S	Opponent	Score	RPI	S	Opponent	Score	RPI	S	Opponent	Score	
				30	A	New Mexico	61 83					
								117	H	Idaho St.	72 78	
								156	N	Illinois	59 65	
								165	H	Pepperdine	75 74	
								209	A	UNLV	54 73	
								218	N	Wichita St.	53 76	
								327	H	Portland	63 52	
								346	H	Utah St.	87 84	
LAST 12 Division I GAMES:												
156	N	Illinois	59 65	165	H	Pepperdine	75 74					
117	H	Idaho St.	72 78	218	N	Wichita St.	53 76					
327	H	Portland	63 52	30	A	New Mexico	61 83					
209	A	UNLV	54 73									
346	H	Utah St.	87 84									

Non-Div I Games:

UC Irvine

UC Riverside

Through Games Of Dec. 3, 2017

Average RPI Win:	249	WON-LOST	WINNING	LAST 10	STRENGTH OF	OPP. STRENGTH	TEAM	ADJ.	CONF.	ADJ CONF.
Average RPI Loss:	87	RECORD	PCT. RANK	GAMES	SCHEDULE	OF SCHEDULE	RPI	RPI	RPI	RPI
DIV. I ONLY	2- 7	275	2- 7	66	110	183	183	26	26	
DIV. I NON-CONF.	2- 7	275	2- 7	66	110	183	183	26	26	
TOTALS	RPI 1-25	RPI 26-50	W-L RECORDS	RPI 51-100	RPI 101-150	RPI 150+				
2- 7	0- 0	0- 3	OVERALL	0- 2	0- 1	2- 1				
0- 2	0- 0	0- 1	HOME	0- 1	0- 0	0- 0				
1- 3	0- 0	0- 2	AWAY	0- 1	0- 0	1- 0				
1- 2	0- 0	0- 0	NEUTRAL	0- 0	0- 1	1- 1				
2- 7	0- 0	0- 3	NON-CONFERENCE	0- 2	0- 1	2- 1				
0- 2	0- 0	0- 1	HOME	0- 1	0- 0	0- 0				
1- 3	0- 0	0- 2	AWAY	0- 1	0- 0	1- 0				
1- 2	0- 0	0- 0	NEUTRAL	0- 0	0- 1	1- 1				
0- 0	0- 0	0- 0	CONFERENCE	0- 0	0- 0	0- 0				
0- 0	0- 0	0- 0	HOME	0- 0	0- 0	0- 0				
0- 0	0- 0	0- 0	AWAY	0- 0	0- 0	0- 0				
0- 0	0- 0	0- 0	NEUTRAL	0- 0	0- 0	0- 0				

RPI 1-25			RPI 26-50			RPI 51-100			RPI 101+			Team's RPI: 183
RPI	S	Opponent	Score	RPI	S	Opponent	Score	RPI	S	Opponent	Score	
				38	H	Southern California	46 64	55	A	Arizona St.	48 73	136 N Sacramento St. 72 99
				42	A	Stanford	43 53	88	H	Loyola Marymount	59 67	209 N UNLV 95 88
				43	A	UCLA	48 68					210 N SMU 51 73
												289 A Fresno St. 68 56
LAST 12 Division I GAMES:												
				55	A	Arizona St.	48 73	209	N	UNLV	95 88	
				38	H	Southern California	46 64	43	A	UCLA	48 68	
				88	H	Loyola Marymount	59 67	136	N	Sacramento St.	72 99	
								210	N	SMU	51 73	
								289	A	Fresno St.	68 56	
								42	A	Stanford	43 53	

Non-Div I Games:

UC Riverside

■ Loss,
 ■ Non-Conf,
 ■ S Site,
 ■ H Home
 ■ A Away
 N Neutral

Average RPI Win:	326	WON-LOST	WINNING	LAST 10	STRENGTH OF	OPP. STRENGTH	TEAM	ADJ.	CONF.	ADJ CONF.
Average RPI Loss:	175	RECORD	PCT. RANK	GAMES	SCHEDULE	OF SCHEDULE	RPI	RPI	RPI	RPI
DIV. I ONLY	1- 7	311	1- 7	195	303	291	291	26	26	
DIV. I NON-CONF.	1- 7	311	1- 7	195	303	291	291	26	26	
TOTALS	RPI 1-25	RPI 26-50	W-L RECORDS	RPI 51-100	RPI 101-150	RPI 150+				
1- 7	0- 0	0- 1	OVERALL	0- 1	0- 1	1- 4				
0- 3	0- 0	0- 0	HOME	0- 0	0- 1	0- 2				
1- 3	0- 0	0- 1	AWAY	0- 1	0- 0	1- 1				
0- 1	0- 0	0- 0	NEUTRAL	0- 0	0- 0	0- 1				
1- 7	0- 0	0- 1	NON-CONFERENCE	0- 1	0- 1	1- 4				
0- 3	0- 0	0- 0	HOME	0- 0	0- 1	0- 2				
1- 3	0- 0	0- 1	AWAY	0- 1	0- 0	1- 1				
0- 1	0- 0	0- 0	NEUTRAL	0- 0	0- 0	0- 1				
0- 0	0- 0	0- 0	CONFERENCE	0- 0	0- 0	0- 0				
0- 0	0- 0	0- 0	HOME	0- 0	0- 0	0- 0				
0- 0	0- 0	0- 0	AWAY	0- 0	0- 0	0- 0				
0- 0	0- 0	0- 0	NEUTRAL	0- 0	0- 0	0- 0				

RPI 1-25			RPI 26-50			RPI 51-100			RPI 101+			Team's RPI: 291
RPI	S	Opponent	Score	RPI	S	Opponent	Score	RPI	S	Opponent	Score	
43	A	UCLA	44 74	58	A	Saint Mary's (CA)	59 89	145	H	Seattle U	71 77	
								176	N	UAB	54 67	
								235	H	San Diego	58 71	
								282	A	Santa Clara	63 68	
								289	H	Fresno St.	57 64	
								326	A	Northern Ariz.	96 93	
LAST 12 Division I GAMES:												
43	A	UCLA	44 74	58	A	Saint Mary's (CA)	59 89					
289	H	Fresno St.	57 64	145	H	Seattle U	71 77					
235	H	San Diego	58 71	282	A	Santa Clara	63 68					
176	N	UAB	54 67	326	A	Northern Ariz.	96 93					

Non-Div I Games:

UC Santa Barbara

■ Loss,
 ■ Non-Conf,
 S Site,
 ■ Home
 ■ Away
 N Neutral

Average RPI Win:	104	WON-LOST	WINNING	LAST 10	STRENGTH OF	OPP. STRENGTH	TEAM	ADJ.	CONF.	ADJ CONF.
Average RPI Loss:	91	RECORD	PCT. RANK	GAMES	SCHEDULE	OF SCHEDULE	RPI	RPI	RPI	RPI
DIV. I ONLY	4- 4	157	4- 4	30	113	63	63	7	7	
DIV. I NON-CONF.	4- 4	157	4- 4	30	113	63	63	7	7	
TOTALS	RPI 1-25	RPI 26-50	W-L RECORDS	RPI 51-100	RPI 101-150	RPI 150+				
4- 4	0- 0	0- 0	OVERALL	2- 3	1- 1	1- 0				
2- 2	0- 0	0- 0	HOME	1- 2	0- 0	1- 0				
2- 2	0- 0	0- 0	AWAY	1- 1	1- 1	0- 0				
0- 0	0- 0	0- 0	NEUTRAL	0- 0	0- 0	0- 0				
4- 4	0- 0	0- 0	NON-CONFERENCE	2- 3	1- 1	1- 0				
2- 2	0- 0	0- 0	HOME	1- 2	0- 0	1- 0				
2- 2	0- 0	0- 0	AWAY	1- 1	1- 1	0- 0				
0- 0	0- 0	0- 0	NEUTRAL	0- 0	0- 0	0- 0				
0- 0	0- 0	0- 0	CONFERENCE	0- 0	0- 0	0- 0				
0- 0	0- 0	0- 0	HOME	0- 0	0- 0	0- 0				
0- 0	0- 0	0- 0	AWAY	0- 0	0- 0	0- 0				
0- 0	0- 0	0- 0	NEUTRAL	0- 0	0- 0	0- 0				

RPI 1-25			RPI 26-50			RPI 51-100			Team's RPI: 63	RPI 101+		
RPI	S	Opponent	Score	RPI	S	Opponent	Score	RPI	S	Opponent	Score	
						57	A Virginia Tech	69	86	106	A Gardner-Webb	65 30
						66	A Chattanooga	58	57	131	A Samford	51 58
						73	H IUPUI	63	59	171	H UNI	53 43
						83	H Elon	57	71			
						94	H Mercer	64	73			
LAST 12 Division I GAMES:												
						73	H IUPUI	63	59	131	A Samford	51 58
						83	H Elon	57	71	171	H UNI	53 43
						57	A Virginia Tech	69	86			
						106	A Gardner-Webb	65	30			
						66	A Chattanooga	58	57			
						94	H Mercer	64	73			

Non-Div I Games:

UCF

Average RPI Win:	161	WON-LOST	WINNING	LAST 10	STRENGTH OF	OPP. STRENGTH	TEAM	ADJ.	CONF.	ADJ CONF.
Average RPI Loss:	1	RECORD	PCT. RANK	GAMES	SCHEDULE	OF SCHEDULE	RPI	RPI	RPI	RPI
DIV. I ONLY	7- 1	20	7- 1	101	16	43	43	2	2	
DIV. I NON-CONF.	7- 1	20	7- 1	101	16	43	43	2	2	
TOTALS	RPI 1-25	RPI 26-50	W-L RECORDS	RPI 51-100	RPI 101-150	RPI 150+				
7- 1	2- 1	0- 0	OVERALL	1- 0	0- 0	4- 0				
5- 1	1- 1	0- 0	HOME	0- 0	0- 0	4- 0				
0- 0	0- 0	0- 0	AWAY	0- 0	0- 0	0- 0				
2- 0	1- 0	0- 0	NEUTRAL	1- 0	0- 0	0- 0				
7- 1	2- 1	0- 0	NON-CONFERENCE	1- 0	0- 0	4- 0				
5- 1	1- 1	0- 0	HOME	0- 0	0- 0	4- 0				
0- 0	0- 0	0- 0	AWAY	0- 0	0- 0	0- 0				
2- 0	1- 0	0- 0	NEUTRAL	1- 0	0- 0	0- 0				
0- 0	0- 0	0- 0	CONFERENCE	0- 0	0- 0	0- 0				
0- 0	0- 0	0- 0	HOME	0- 0	0- 0	0- 0				
0- 0	0- 0	0- 0	AWAY	0- 0	0- 0	0- 0				
0- 0	0- 0	0- 0	NEUTRAL	0- 0	0- 0	0- 0				

RPI 1-25				RPI 26-50		Team's RPI: 43		RPI 51-100				RPI 101+			
RPI	S	Opponent	Score	RPI	S	Opponent	Score	RPI	S	Opponent	Score	RPI	S	Opponent	Score
1	H	UConn	60 78					100	N	Creighton	72 63	183	H	UC Riverside	68 48
9	N	Kansas St.	64 55									229	H	Presbyterian	76 40
25	H	Baylor	82 68									291	H	UC Santa Barbara	74 44
												293	H	San Jose St.	129 69
LAST 12 Division I GAMES:															
229	H	Presbyterian	76 40	291	H	UC Santa Barbara	74 44								
293	H	San Jose St.	129 69	183	H	UC Riverside	68 48								
				100	N	Creighton	72 63								
				9	N	Kansas St.	64 55								
				1	H	UConn	60 78								
				25	H	Baylor	82 68								

Non-Div I Games:

UCLA

Average RPI Win:	49	WON-LOST	WINNING	LAST 10	STRENGTH OF	OPP. STRENGTH	TEAM	ADJ.	CONF.	ADJ CONF.
Average RPI Loss:	0	RECORD	PCT. RANK	GAMES	SCHEDULE	OF SCHEDULE	RPI	RPI	RPI	RPI
DIV. I ONLY	7- 0	1	7- 0	1	3	1	1	7	7	
DIV. I NON-CONF.	7- 0	1	7- 0	1	3	1	1	7	7	
<hr/>										
TOTALS	RPI 1-25		RPI 26-50	W-L RECORDS	RPI 51-100	RPI 101-150		RPI 150+		
7- 0	2- 0		3- 0	OVERALL	1- 0	1- 0		0- 0		
3- 0	2- 0		1- 0	HOME	0- 0	0- 0		0- 0		
2- 0	0- 0		1- 0	AWAY	0- 0	1- 0		0- 0		
2- 0	0- 0		1- 0	NEUTRAL	1- 0	0- 0		0- 0		
7- 0	2- 0		3- 0	NON-CONFERENCE	1- 0	1- 0		0- 0		
3- 0	2- 0		1- 0	HOME	0- 0	0- 0		0- 0		
2- 0	0- 0		1- 0	AWAY	0- 0	1- 0		0- 0		
2- 0	0- 0		1- 0	NEUTRAL	1- 0	0- 0		0- 0		
0- 0	0- 0		0- 0	CONFERENCE	0- 0	0- 0		0- 0		
0- 0	0- 0		0- 0	HOME	0- 0	0- 0		0- 0		
0- 0	0- 0		0- 0	AWAY	0- 0	0- 0		0- 0		
0- 0	0- 0		0- 0	NEUTRAL	0- 0	0- 0		0- 0		

RPI 1-25				RPI 26-50				RPI 51-100				RPI 101+			
RPI	S	Opponent	Score	RPI	S	Opponent	Score	RPI	S	Opponent	Score	RPI	S	Opponent	Score
2	H	Notre Dame	80 71	34	H	Maryland	97 72	72	N	Michigan St.	96 62	133	A	Nevada	88 57
19	H	California	82 47	42	N	Stanford	78 53								
				43	A	UCLA	78 60								
<hr/>															
LAST 12 Division I GAMES:															
2	H	Notre Dame	80 71	34	H	Maryland	97 72								
133	A	Nevada	88 57	19	H	California	82 47								
72	N	Michigan St.	96 62	42	N	Stanford	78 53								
43	A	UCLA	78 60												

Non-Div I Games:

UConn

U
M
B
C

UMBC

Average RPI Win: 0

Average RPI Loss: 196

WON-LOST RECORD

WINNING PCT. RANK

LAST 10 GAMES

STRENGTH OF SCHEDULE

OPP. STRENGTH OF SCHEDULE

TEAM RPI

ADJ. RPI

CONF. RPI

ADJ CONF. RPI

DIV. I ONLY

0- 8

323

0- 8

258

319

336

336

24

24

DIV. I NON-CONF.

0- 8

323

0- 8

258

319

336

336

24

24

TOTALS

RPI 1-25

RPI 26-50

W-L RECORDS

RPI 51-100

RPI 101-150

RPI 150+

0- 8

0- 0

0- 0

OVERALL

0- 1

0- 1

0- 6

0- 3

0- 0

0- 0

HOME

0- 0

0- 1

0- 2

0- 3

0- 0

0- 0

AWAY

0- 1

0- 0

0- 2

0- 2

0- 0

0- 0

NEUTRAL

0- 0

0- 0

0- 2

0- 8

0- 0

0- 0

NON-CONFERENCE

0- 1

0- 1

0- 6

0- 3

0- 0

0- 0

HOME

0- 0

0- 1

0- 2

0- 3

0- 0

0- 0

AWAY

0- 1

0- 0

0- 2

0- 2

0- 0

0- 0

NEUTRAL

0- 0

0- 0

0- 2

0- 0

0- 0

0- 0

CONFERENCE

0- 0

0- 0

0- 0

0- 0

0- 0

0- 0

HOME

0- 0

0- 0

0- 0

0- 0

0- 0

0- 0

AWAY

0- 0

0- 0

0- 0

0- 0

0- 0

0- 0

NEUTRAL

0- 0

0- 0

0- 0

U
M
B
C

RPI 1-25

RPI 26-50

RPI 51-100

RPI 101+

Team's RPI: 336

RPI S

Opponent

Score

RPI S

Opponent

Score

RPI S

Opponent

Score

RPI S

Opponent

Score

96 A

Fordham

46 55

121 H

American

48 61

161 N

North Dakota St.

53 67

179 H

Columbia

44 60

198 A

Hofstra

55 71

234 H

LIU Brooklyn

52 66

243 N

St. Bonaventure

54 63

335 A

Towson

64 95

LAST 12 Division I GAMES:

243 N

St. Bonaventure

54 63

179 H

Columbia

44 60

335 A

Towson

64 95

121 H

American

48 61

234 H

LIU Brooklyn

52 66

161 N

North Dakota St.

53 67

198 A

Hofstra

55 71

96 A

Fordham

46 55

Non-Div I Games:

Gettysburg

72 45

UMBC

Loss, Non-Conf, S Site, H Home A Away N Neutral

Page 305

UMES		WON-LOST	WINNING	LAST 10	STRENGTH OF	OPP. STRENGTH	TEAM	ADJ.	CONF.	ADJ CONF.
Average RPI Win:	0	RECORD	PCT. RANK	GAMES	SCHEDULE	OF SCHEDULE	RPI	RPI	RPI	RPI
DIV. I ONLY	0- 4	323	0- 4	8	174	194	194	31	31	
DIV. I NON-CONF.	0- 4	323	0- 4	8	174	194	194	31	31	
TOTALS	RPI 1-25	RPI 26-50	W-L RECORDS	RPI 51-100	RPI 101-150	RPI 150+				
0- 4	0- 2	0- 0	OVERALL	0- 1	0- 0	0- 1				
0- 0	0- 0	0- 0	HOME	0- 0	0- 0	0- 0				
0- 3	0- 2	0- 0	AWAY	0- 1	0- 0	0- 0				
0- 1	0- 0	0- 0	NEUTRAL	0- 0	0- 0	0- 1				
0- 4	0- 2	0- 0	NON-CONFERENCE	0- 1	0- 0	0- 1				
0- 0	0- 0	0- 0	HOME	0- 0	0- 0	0- 0				
0- 3	0- 2	0- 0	AWAY	0- 1	0- 0	0- 0				
0- 1	0- 0	0- 0	NEUTRAL	0- 0	0- 0	0- 1				
0- 0	0- 0	0- 0	CONFERENCE	0- 0	0- 0	0- 0				
0- 0	0- 0	0- 0	HOME	0- 0	0- 0	0- 0				
0- 0	0- 0	0- 0	AWAY	0- 0	0- 0	0- 0				
0- 0	0- 0	0- 0	NEUTRAL	0- 0	0- 0	0- 0				

RPI 1-25				RPI 26-50			RPI 51-100				RPI 101+			Team's RPI: 194
RPI	S	Opponent	Score	RPI	S	Opponent	RPI	S	Opponent	Score	RPI	S	Opponent	Score
20	A	Syracuse	45 68				67	A	George Mason	68 82	244	N	Binghamton	51 68
22	A	Buffalo	41 76											
LAST 12 Division I GAMES:														
				67	A	George Mason	68	82	244	N	Binghamton	51	68	
							20	A	Syracuse	45	68			
							22	A	Buffalo	41	76			

Non-Div I Games: Alas. Anchorage 59 69 Valley Forge 92 38

UMES

Loss, Non-Conf, S Site, H Home A Away N Neutral

Average RPI Win:	0	WON-LOST	WINNING	LAST 10	STRENGTH OF	OPP. STRENGTH	TEAM	ADJ.	CONF.	ADJ CONF.
Average RPI Loss:	199	RECORD	PCT. RANK	GAMES	SCHEDULE	OF SCHEDULE	RPI	RPI	RPI	RPI
DIV. I ONLY	0- 6	323	0- 6	99	323	299	299	32	32	
DIV. I NON-CONF.	0- 6	323	0- 6	99	323	299	299	32	32	
TOTALS	RPI 1-25	RPI 26-50	W-L RECORDS	RPI 51-100	RPI 101-150	RPI 150+				
0- 6	0- 0	0- 1	OVERALL	0- 0	0- 0	0- 5				
0- 0	0- 0	0- 0	HOME	0- 0	0- 0	0- 0				
0- 6	0- 0	0- 1	AWAY	0- 0	0- 0	0- 5				
0- 0	0- 0	0- 0	NEUTRAL	0- 0	0- 0	0- 0				
0- 6	0- 0	0- 1	NON-CONFERENCE	0- 0	0- 0	0- 5				
0- 0	0- 0	0- 0	HOME	0- 0	0- 0	0- 0				
0- 6	0- 0	0- 1	AWAY	0- 0	0- 0	0- 5				
0- 0	0- 0	0- 0	NEUTRAL	0- 0	0- 0	0- 0				
0- 0	0- 0	0- 0	CONFERENCE	0- 0	0- 0	0- 0				
0- 0	0- 0	0- 0	HOME	0- 0	0- 0	0- 0				
0- 0	0- 0	0- 0	AWAY	0- 0	0- 0	0- 0				
0- 0	0- 0	0- 0	NEUTRAL	0- 0	0- 0	0- 0				

RPI 1-25			RPI 26-50			RPI 51-100			RPI 101+			Team's RPI: 299
RPI	S	Opponent	Score	RPI	S	Opponent	Score	RPI	S	Opponent	Score	
				26	A	Kansas	48 63					
								211	A	Western Ill.	71 90	
								213	A	Nebraska	60 80	
								231	A	Tulsa	52 76	
								238	A	Iowa St.	45 61	
								276	A	Illinois St.	53 64	
LAST 12 Division I GAMES:												
231	A	Tulsa	52 76	26	A	Kansas	48 63					
213	A	Nebraska	60 80	276	A	Illinois St.	53 64					
211	A	Western Ill.	71 90	238	A	Iowa St.	45 61					

Non-Div I Games: Lincoln (MO) 98 41

UMKC

■ Loss,
 ■ Non-Conf, S Site,
 ■ Home
 ■ Away
 N Neutral

Average RPI Win: 179		WON-LOST	WINNING	LAST 10	STRENGTH OF		OPP. STRENGTH	TEAM	ADJ.	CONF.	ADJ CONF.
Average RPI Loss: 276		RECORD	PCT. RANK	GAMES	SCHEDULE		OF SCHEDULE	RPI	RPI	RPI	RPI
DIV. I ONLY		1- 6	297	1- 6	343		339	347	347	24	24
DIV. I NON-CONF.		1- 6	297	1- 6	343		339	347	347	24	24
TOTALS		RPI 1-25	RPI 26-50		W-L RECORDS		RPI 51-100	RPI 101-150		RPI 150+	
1- 6		0- 0	0- 0		OVERALL		0- 0	0- 0		1- 6	
1- 1		0- 0	0- 0		HOME		0- 0	0- 0		1- 1	
0- 5		0- 0	0- 0		AWAY		0- 0	0- 0		0- 5	
0- 0		0- 0	0- 0		NEUTRAL		0- 0	0- 0		0- 0	
1- 6		0- 0	0- 0		NON-CONFERENCE		0- 0	0- 0		1- 6	
1- 1		0- 0	0- 0		HOME		0- 0	0- 0		1- 1	
0- 5		0- 0	0- 0		AWAY		0- 0	0- 0		0- 5	
0- 0		0- 0	0- 0		NEUTRAL		0- 0	0- 0		0- 0	
0- 0		0- 0	0- 0		CONFERENCE		0- 0	0- 0		0- 0	
0- 0		0- 0	0- 0		HOME		0- 0	0- 0		0- 0	
0- 0		0- 0	0- 0		AWAY		0- 0	0- 0		0- 0	
0- 0		0- 0	0- 0		NEUTRAL		0- 0	0- 0		0- 0	

RPI 1-25				RPI 26-50				RPI 51-100				RPI 101+				Team's RPI: 347	
RPI	S	Opponent	Score	RPI	S	Opponent	Score	RPI	S	Opponent	Score	RPI	S	Opponent	Score		
												179	H	Columbia	77	70	
												201	A	Colgate	64	84	
												253	A	Fairfield	67	78	
												261	H	Holy Cross	56	84	
												283	A	Texas Tech	65	93	
												306	A	Rhode Island	64	81	
												349	A	Longwood	82	84	
LAST 12 Division I GAMES:																	
				201	A	Colgate	64	84	349	A	Longwood	82	84				
				253	A	Fairfield	67	78	179	H	Columbia	77	70				
				283	A	Texas Tech	65	93	261	H	Holy Cross	56	84				
									306	A	Rhode Island	64	81				

Non-Div I Games:	Fisher	102	47
------------------	--------	-----	----

UMass Lowell

Loss, Non-Conf, S Site, H Home A Away N Neutral

UNC Asheville

Through Games Of Dec. 3, 2017

Average RPI Win:	0	WON-LOST	WINNING	LAST 10	STRENGTH OF	OPP. STRENGTH	TEAM	ADJ.	CONF.	ADJ CONF.
Average RPI Loss:	192	RECORD	PCT. RANK	GAMES	SCHEDULE	OF SCHEDULE	RPI	RPI	RPI	RPI
DIV. I ONLY	0- 6	323	0- 6	318	248	343	343	30	30	
DIV. I NON-CONF.	0- 6	323	0- 6	318	248	343	343	30	30	
TOTALS	RPI 1-25	RPI 26-50	W-L RECORDS	RPI 51-100	RPI 101-150	RPI 150+				
0- 6	0- 0	0- 0	OVERALL	0- 1	0- 1	0- 4				
0- 2	0- 0	0- 0	HOME	0- 0	0- 1	0- 1				
0- 4	0- 0	0- 0	AWAY	0- 1	0- 0	0- 3				
0- 0	0- 0	0- 0	NEUTRAL	0- 0	0- 0	0- 0				
0- 6	0- 0	0- 0	NON-CONFERENCE	0- 1	0- 1	0- 4				
0- 2	0- 0	0- 0	HOME	0- 0	0- 1	0- 1				
0- 4	0- 0	0- 0	AWAY	0- 1	0- 0	0- 3				
0- 0	0- 0	0- 0	NEUTRAL	0- 0	0- 0	0- 0				
0- 0	0- 0	0- 0	CONFERENCE	0- 0	0- 0	0- 0				
0- 0	0- 0	0- 0	HOME	0- 0	0- 0	0- 0				
0- 0	0- 0	0- 0	AWAY	0- 0	0- 0	0- 0				
0- 0	0- 0	0- 0	NEUTRAL	0- 0	0- 0	0- 0				

RPI 1-25			RPI 26-50			RPI 51-100			RPI 101+			Team's RPI: 343
RPI	S	Opponent	Score	RPI	S	Opponent	Score	RPI	S	Opponent	Score	
						64 A NC State	55 87	130 H Middle Tenn.		57 72		
								196 A Davidson		50 58		
								199 H Charlotte		47 51		
								226 A Wofford		68 70		
								339 A Western Caro.		52 62		
LAST 12 Division I GAMES:												
196	A	Davidson	50 58	226	A	Wofford	68 70					
199	H	Charlotte	47 51	130	H	Middle Tenn.	57 72					
64	A	NC State	55 87									
339	A	Western Caro.	52 62									

Non-Div I Games:

UNC Asheville

■ Loss,
■ Non-Conf,
■ S Site,
■ H Home
■ A Away
N Neutral

U
N
C
G

U
N
C
G

UNCG

Page 310

Average RPI Win:	313	WON-LOST	WINNING	LAST 10	STRENGTH OF	OPP. STRENGTH	TEAM	ADJ.	CONF.	ADJ CONF.
Average RPI Loss:	173	RECORD	PCT. RANK	GAMES	SCHEDULE	OF SCHEDULE	RPI	RPI	RPI	RPI
DIV. I ONLY	3- 3	157	3- 3	313	292	265	265	10	10	
DIV. I NON-CONF.	3- 3	157	3- 3	313	292	265	265	10	10	
TOTALS	RPI 1-25	RPI 26-50	W-L RECORDS	RPI 51-100	RPI 101-150	RPI 150+				
3- 3	0- 0	0- 0	OVERALL	0- 1	0- 1	3- 1				
3- 0	0- 0	0- 0	HOME	0- 0	0- 0	3- 0				
0- 3	0- 0	0- 0	AWAY	0- 1	0- 1	0- 1				
0- 0	0- 0	0- 0	NEUTRAL	0- 0	0- 0	0- 0				
3- 3	0- 0	0- 0	NON-CONFERENCE	0- 1	0- 1	3- 1				
3- 0	0- 0	0- 0	HOME	0- 0	0- 0	3- 0				
0- 3	0- 0	0- 0	AWAY	0- 1	0- 1	0- 1				
0- 0	0- 0	0- 0	NEUTRAL	0- 0	0- 0	0- 0				
0- 0	0- 0	0- 0	CONFERENCE	0- 0	0- 0	0- 0				
0- 0	0- 0	0- 0	HOME	0- 0	0- 0	0- 0				
0- 0	0- 0	0- 0	AWAY	0- 0	0- 0	0- 0				
0- 0	0- 0	0- 0	NEUTRAL	0- 0	0- 0	0- 0				

RPI 1-25				RPI 26-50				RPI 51-100				RPI 101+				Team's RPI: 265	
RPI	S	Opponent	Score	RPI	S	Opponent	Score	RPI	S	Opponent	Score	RPI	S	Opponent	Score		
								71	A	North Carolina	60	86	125	A	Furman	71	76
												274	H	East Carolina	66	62	
												322	A	Coastal Caro.	41	57	
												324	H	N.C. Central	89	63	
												342	H	VCU	83	67	
LAST 12 Division I GAMES:																	
				125	A	Furman	71	76				324	H	N.C. Central	89	63	
				71	A	North Carolina	60	86				342	H	VCU	83	67	
				322	A	Coastal Caro.	41	57									
				274	H	East Carolina	66	62									

Non-Div I Games: Catawba 74 59 UNC Pembroke 73 64

UNCW

Loss, Non-Conf, S Site, H Home A Away N Neutral

Average RPI Win:	203	WON-LOST	WINNING	LAST 10	STRENGTH OF	OPP. STRENGTH	TEAM	ADJ.	CONF.	ADJ CONF.
Average RPI Loss:	73	RECORD	PCT. RANK	GAMES	SCHEDULE	OF SCHEDULE	RPI	RPI	RPI	RPI
DIV. I ONLY	2- 5	244	2- 5	59	160	171	171	28	28	
DIV. I NON-CONF.	2- 5	244	2- 5	59	160	171	171	28	28	
TOTALS	RPI 1-25	RPI 26-50	W-L RECORDS	RPI 51-100	RPI 101-150	RPI 150+				
2- 5	0- 0	0- 1	OVERALL	0- 4	0- 0	2- 0				
1- 1	0- 0	0- 0	HOME	0- 1	0- 0	1- 0				
0- 4	0- 0	0- 1	AWAY	0- 3	0- 0	0- 0				
1- 0	0- 0	0- 0	NEUTRAL	0- 0	0- 0	1- 0				
2- 5	0- 0	0- 1	NON-CONFERENCE	0- 4	0- 0	2- 0				
1- 1	0- 0	0- 0	HOME	0- 1	0- 0	1- 0				
0- 4	0- 0	0- 1	AWAY	0- 3	0- 0	0- 0				
1- 0	0- 0	0- 0	NEUTRAL	0- 0	0- 0	1- 0				
0- 0	0- 0	0- 0	CONFERENCE	0- 0	0- 0	0- 0				
0- 0	0- 0	0- 0	HOME	0- 0	0- 0	0- 0				
0- 0	0- 0	0- 0	AWAY	0- 0	0- 0	0- 0				
0- 0	0- 0	0- 0	NEUTRAL	0- 0	0- 0	0- 0				

RPI	S	Opponent	Score	RPI	S	Opponent	Score	RPI	S	Opponent	Score	RPI	S	Opponent	Score	Team's RPI: 171
39	A	South Dakota St.	47	57	63	A	UCF	43	53	167	N	Wyoming	55	40		
					73	H	IUPUI	48	54	238	H	Iowa St.	57	53		
					91	A	North Dakota	72	80							
					100	A	Creighton	78	89							
LAST 12 Division I GAMES:																
91	A	North Dakota	72	80	63	A	UCF	43	53							
39	A	South Dakota St.	47	57	167	N	Wyoming	55	40							
					100	A	Creighton	78	89							
					238	H	Iowa St.	57	53							
					73	H	IUPUI	48	54							

Non-Div I Games:

UNI

Average RPI Win:	235	WON-LOST	WINNING	LAST 10	STRENGTH OF	OPP. STRENGTH	TEAM	ADJ.	CONF.	ADJ CONF.
Average RPI Loss:	86	RECORD	PCT. RANK	GAMES	SCHEDULE	OF SCHEDULE	RPI	RPI	RPI	RPI
DIV. I ONLY	4- 3	131	4- 3	183	153	209	209	27	27	
DIV. I NON-CONF.	4- 3	131	4- 3	183	153	209	209	27	27	
TOTALS	RPI 1-25	RPI 26-50	W-L RECORDS	RPI 51-100	RPI 101-150	RPI 150+				
4- 3	0- 1	0- 0	OVERALL	0- 1	0- 0	4- 1				
4- 1	0- 0	0- 0	HOME	0- 1	0- 0	4- 0				
0- 0	0- 0	0- 0	AWAY	0- 0	0- 0	0- 0				
0- 2	0- 1	0- 0	NEUTRAL	0- 0	0- 0	0- 1				
4- 3	0- 1	0- 0	NON-CONFERENCE	0- 1	0- 0	4- 1				
4- 1	0- 0	0- 0	HOME	0- 1	0- 0	4- 0				
0- 0	0- 0	0- 0	AWAY	0- 0	0- 0	0- 0				
0- 2	0- 1	0- 0	NEUTRAL	0- 0	0- 0	0- 1				
0- 0	0- 0	0- 0	CONFERENCE	0- 0	0- 0	0- 0				
0- 0	0- 0	0- 0	HOME	0- 0	0- 0	0- 0				
0- 0	0- 0	0- 0	AWAY	0- 0	0- 0	0- 0				
0- 0	0- 0	0- 0	NEUTRAL	0- 0	0- 0	0- 0				

RPI 1-25				RPI 26-50				RPI 51-100				RPI 101+Team's RPI: 209			
RPI	S	Opponent	Score	RPI	S	Opponent	Score	RPI	S	Opponent	Score	RPI	S	Opponent	Score
22	N	Buffalo	53 80					54	H	Minnesota	72 79	182	H	Portland St.	88 80
												183	N	UC Riverside	88 95
												198	H	Hofstra	68 52
												273	H	UC Irvine	73 54
												287	H	Grand Canyon	76 47
LAST 12 Division I GAMES:															
				183	N	UC Riverside	88 95	22	N	Buffalo	53 80				
				54	H	Minnesota	72 79								
				198	H	Hofstra	68 52								
				287	H	Grand Canyon	76 47								
				273	H	UC Irvine	73 54								
				182	H	Portland St.	88 80								

Non-Div I Games:

UNLV

Average RPI Win:	0	WON-LOST	WINNING	LAST 10	STRENGTH OF	OPP. STRENGTH	TEAM	ADJ.	CONF.	ADJ CONF.
Average RPI Loss:	154	RECORD	PCT. RANK	GAMES	SCHEDULE	OF SCHEDULE	RPI	RPI	RPI	RPI
DIV. I ONLY	0- 7	323	0- 7	172	226	312	312	14	14	
DIV. I NON-CONF.	0- 7	323	0- 7	172	226	312	312	14	14	
TOTALS	RPI 1-25	RPI 26-50	W-L RECORDS	RPI 51-100	RPI 101-150	RPI 150+				
0- 7	0- 0	0- 0	OVERALL	0- 1	0- 4	0- 2				
0- 3	0- 0	0- 0	HOME	0- 0	0- 2	0- 1				
0- 4	0- 0	0- 0	AWAY	0- 1	0- 2	0- 1				
0- 0	0- 0	0- 0	NEUTRAL	0- 0	0- 0	0- 0				
0- 7	0- 0	0- 0	NON-CONFERENCE	0- 1	0- 4	0- 2				
0- 3	0- 0	0- 0	HOME	0- 0	0- 2	0- 1				
0- 4	0- 0	0- 0	AWAY	0- 1	0- 2	0- 1				
0- 0	0- 0	0- 0	NEUTRAL	0- 0	0- 0	0- 0				
0- 0	0- 0	0- 0	CONFERENCE	0- 0	0- 0	0- 0				
0- 0	0- 0	0- 0	HOME	0- 0	0- 0	0- 0				
0- 0	0- 0	0- 0	AWAY	0- 0	0- 0	0- 0				
0- 0	0- 0	0- 0	NEUTRAL	0- 0	0- 0	0- 0				

RPI 1-25				RPI 26-50				RPI 51-100				RPI 101+ Team's RPI: 312					
RPI	S	Opponent	Score	RPI	S	Opponent	Score	RPI	S	Opponent	Score	RPI	S	Opponent	Score		
								57	A	Virginia Tech	56	87	106	A	Gardner-Webb	39	60
													125	H	Furman	59	80
													140	H	Omaha	66	69
													148	A	Campbell	49	69
													229	H	Presbyterian	69	83
													274	A	East Carolina	53	66
LAST 12 Division I GAMES:																	
				274	A	East Carolina	53	66	125	H	Furman	59	80				
									106	A	Gardner-Webb	39	60				
									140	H	Omaha	66	69				
									148	A	Campbell	49	69				
									57	A	Virginia Tech	56	87				
									229	H	Presbyterian	69	83				

Non-Div I Games: Converse 71 51 Bob Jones 79 45

USC Upstate

Loss, Non-Conf, S Site, H Home A Away N Neutral

Average RPI Win:	228	WON-LOST	WINNING	LAST 10	STRENGTH OF	OPP. STRENGTH	TEAM	ADJ.	CONF.	ADJ CONF.
Average RPI Loss:	27	RECORD	PCT. RANK	GAMES	SCHEDULE	OF SCHEDULE	RPI	RPI	RPI	RPI
DIV. I ONLY	5- 2	72	5- 2	215	91	124	124	23	23	
DIV. I NON-CONF.	5- 2	72	5- 2	215	91	124	124	23	23	
TOTALS	RPI 1-25	RPI 26-50	W-L RECORDS	RPI 51-100	RPI 101-150	RPI 150+				
5- 2	0- 1	0- 1	OVERALL	0- 0	0- 0	5- 0				
4- 1	0- 0	0- 1	HOME	0- 0	0- 0	4- 0				
1- 1	0- 1	0- 0	AWAY	0- 0	0- 0	1- 0				
0- 0	0- 0	0- 0	NEUTRAL	0- 0	0- 0	0- 0				
5- 2	0- 1	0- 1	NON-CONFERENCE	0- 0	0- 0	5- 0				
4- 1	0- 0	0- 1	HOME	0- 0	0- 0	4- 0				
1- 1	0- 1	0- 0	AWAY	0- 0	0- 0	1- 0				
0- 0	0- 0	0- 0	NEUTRAL	0- 0	0- 0	0- 0				
0- 0	0- 0	0- 0	CONFERENCE	0- 0	0- 0	0- 0				
0- 0	0- 0	0- 0	HOME	0- 0	0- 0	0- 0				
0- 0	0- 0	0- 0	AWAY	0- 0	0- 0	0- 0				
0- 0	0- 0	0- 0	NEUTRAL	0- 0	0- 0	0- 0				

RPI 1-25				RPI 26-50				RPI 51-100				RPI 101+ Team's RPI: 124			
RPI	S	Opponent	Score	RPI	S	Opponent	Score	RPI	S	Opponent	Score	RPI	S	Opponent	Score
17	A	Utah	41 71	36	H	Houston	58 62					177	H	Oral Roberts	70 46
												210	H	SMU	58 55
												216	A	UTSA	69 68
												250	H	Incarnate Word	61 48
												289	H	Fresno St.	67 54
LAST 12 Division I GAMES:															
				36	H	Houston	58 62	177	H	Oral Roberts	70 46				
				17	A	Utah	41 71	250	H	Incarnate Word	61 48				
				289	H	Fresno St.	67 54								
				210	H	SMU	58 55								
				216	A	UTSA	69 68								

Non-Div I Games:

UT Arlington

Average RPI Win:	322	WON-LOST	WINNING	LAST 10	STRENGTH OF	OPP. STRENGTH	TEAM	ADJ.	CONF.	ADJ CONF.
Average RPI Loss:	128	RECORD	PCT. RANK	GAMES	SCHEDULE	OF SCHEDULE	RPI	RPI	RPI	RPI
DIV. I ONLY	2- 4	229	2- 4	271	247	292	292	21	21	
DIV. I NON-CONF.	2- 4	229	2- 4	271	247	292	292	21	21	
TOTALS	RPI 1-25	RPI 26-50	W-L RECORDS	RPI 51-100	RPI 101-150	RPI 150+				
2- 4	0- 0	0- 0	OVERALL	0- 1	0- 2	2- 1				
2- 1	0- 0	0- 0	HOME	0- 0	0- 1	2- 0				
0- 3	0- 0	0- 0	AWAY	0- 1	0- 1	0- 1				
0- 0	0- 0	0- 0	NEUTRAL	0- 0	0- 0	0- 0				
2- 4	0- 0	0- 0	NON-CONFERENCE	0- 1	0- 2	2- 1				
2- 1	0- 0	0- 0	HOME	0- 0	0- 1	2- 0				
0- 3	0- 0	0- 0	AWAY	0- 1	0- 1	0- 1				
0- 0	0- 0	0- 0	NEUTRAL	0- 0	0- 0	0- 0				
0- 0	0- 0	0- 0	CONFERENCE	0- 0	0- 0	0- 0				
0- 0	0- 0	0- 0	HOME	0- 0	0- 0	0- 0				
0- 0	0- 0	0- 0	AWAY	0- 0	0- 0	0- 0				
0- 0	0- 0	0- 0	NEUTRAL	0- 0	0- 0	0- 0				

RPI 1-25				RPI 26-50				RPI 51-100				RPI 101+				Team's RPI: 292	
RPI	S	Opponent	Score	RPI	S	Opponent	Score	RPI	S	Opponent	Score	RPI	S	Opponent	Score		
								66	A	Chattanooga	82	87	118	A	Arkansas St.	73	84
													134	H	Northwestern	63	71
													192	A	Southern Ill.	72	84
													304	H	N.C. A&T	76	63
													339	H	Western Caro.	62	54
LAST 12 Division I GAMES:																	
				134	H	Northwestern	63	71	66	A	Chattanooga	82	87				
				192	A	Southern Ill.	72	84	304	H	N.C. A&T	76	63				
									339	H	Western Caro.	62	54				
									118	A	Arkansas St.	73	84				

Non-Div I Games: Ala.-Huntsville 104 73

UT Martin

Average RPI Win:	192	WON-LOST	WINNING	LAST 10	STRENGTH OF	OPP. STRENGTH	TEAM	ADJ.	CONF.	ADJ CONF.
Average RPI Loss:	30	RECORD	PCT. RANK	GAMES	SCHEDULE	OF SCHEDULE	RPI	RPI	RPI	RPI
DIV. I ONLY	5- 1	38	5- 1	139	170	85	85	16	16	
DIV. I NON-CONF.	5- 1	38	5- 1	139	170	85	85	16	16	
TOTALS	RPI 1-25	RPI 26-50	W-L RECORDS	RPI 51-100	RPI 101-150	RPI 150+				
5- 1	0- 0	0- 1	OVERALL	1- 0	0- 0	4- 0				
5- 1	0- 0	0- 1	HOME	1- 0	0- 0	4- 0				
0- 0	0- 0	0- 0	AWAY	0- 0	0- 0	0- 0				
0- 0	0- 0	0- 0	NEUTRAL	0- 0	0- 0	0- 0				
5- 1	0- 0	0- 1	NON-CONFERENCE	1- 0	0- 0	4- 0				
5- 1	0- 0	0- 1	HOME	1- 0	0- 0	4- 0				
0- 0	0- 0	0- 0	AWAY	0- 0	0- 0	0- 0				
0- 0	0- 0	0- 0	NEUTRAL	0- 0	0- 0	0- 0				
0- 0	0- 0	0- 0	CONFERENCE	0- 0	0- 0	0- 0				
0- 0	0- 0	0- 0	HOME	0- 0	0- 0	0- 0				
0- 0	0- 0	0- 0	AWAY	0- 0	0- 0	0- 0				
0- 0	0- 0	0- 0	NEUTRAL	0- 0	0- 0	0- 0				

RPI 1-25			RPI 26-50			RPI 51-100			Team's RPI: 85	RPI 101+		
RPI	S	Opponent	Score	RPI	S	Opponent	Score	RPI	S	Opponent	Score	
				30	H	New Mexico	35 59	86	H	Arkansas	64 61	
										190	H	Texas Southern 65 55
										202	H	A&M-Corpus Christi 69 49
										212	H	Houston Baptist 69 62
										269	H	CSU Bakersfield 67 56
LAST 12 Division I GAMES:												
				212	H	Houston Baptist	69 62	202	H	A&M-Corpus Christi	69 49	
				30	H	New Mexico	35 59	269	H	CSU Bakersfield	67 56	
				190	H	Texas Southern	65 55					
				86	H	Arkansas	64 61					

Non-Div I Games:

UTEP

Average RPI Win:	255	WON-LOST	WINNING	LAST 10	STRENGTH OF	OPP. STRENGTH	TEAM	ADJ.	CONF.	ADJ CONF.
Average RPI Loss:	142	RECORD	PCT. RANK	GAMES	SCHEDULE	OF SCHEDULE	RPI	RPI	RPI	RPI
DIV. I ONLY	5- 2	72	5- 2	311	240	197	197	32	32	
DIV. I NON-CONF.	5- 2	72	5- 2	311	240	197	197	32	32	
TOTALS	RPI 1-25	RPI 26-50	W-L RECORDS	RPI 51-100	RPI 101-150	RPI 150+				
5- 2	0- 0	0- 0	OVERALL	0- 1	0- 0	5- 1				
5- 0	0- 0	0- 0	HOME	0- 0	0- 0	5- 0				
0- 2	0- 0	0- 0	AWAY	0- 1	0- 0	0- 1				
0- 0	0- 0	0- 0	NEUTRAL	0- 0	0- 0	0- 0				
5- 2	0- 0	0- 0	NON-CONFERENCE	0- 1	0- 0	5- 1				
5- 0	0- 0	0- 0	HOME	0- 0	0- 0	5- 0				
0- 2	0- 0	0- 0	AWAY	0- 1	0- 0	0- 1				
0- 0	0- 0	0- 0	NEUTRAL	0- 0	0- 0	0- 0				
0- 0	0- 0	0- 0	CONFERENCE	0- 0	0- 0	0- 0				
0- 0	0- 0	0- 0	HOME	0- 0	0- 0	0- 0				
0- 0	0- 0	0- 0	AWAY	0- 0	0- 0	0- 0				
0- 0	0- 0	0- 0	NEUTRAL	0- 0	0- 0	0- 0				

RPI 1-25				RPI 26-50				RPI 51-100				RPI 101+ Team's RPI: 197					
RPI	S	Opponent	Score	RPI	S	Opponent	Score	RPI	S	Opponent	Score	RPI	S	Opponent	Score		
								81	A	Oklahoma St.	38	80	202	A	A&M-Corpus Christi	41	71
													202	H	A&M-Corpus Christi	56	53
													216	H	UTSA	70	58
													256	H	Massachusetts	67	59
													290	H	Prairie View	78	62
													310	H	Florida A&M	51	38
LAST 12 Division I GAMES:																	
310	H	Florida A&M	51	38	216	H	UTSA	70	58								
81	A	Oklahoma St.	38	80	256	H	Massachusetts	67	59								
202	H	A&M-Corpus Christi	56	53	202	A	A&M-Corpus Christi	41	71								
					290	H	Prairie View	78	62								

Non-Div I Games: Texas Lutheran 78 43 Concordia (TX) 67 49 Trinity (TX) 62 57

UTRGV

Average RPI Win:	301	WON-LOST	WINNING	LAST 10	STRENGTH OF	OPP. STRENGTH	TEAM	ADJ.	CONF.	ADJ CONF.
Average RPI Loss:	103	RECORD	PCT. RANK	GAMES	SCHEDULE	OF SCHEDULE	RPI	RPI	RPI	RPI
DIV. I ONLY	1- 6	297	1- 6	47	243	216	216	16	16	
DIV. I NON-CONF.	1- 6	297	1- 6	47	243	216	216	16	16	
TOTALS	RPI 1-25	RPI 26-50	W-L RECORDS	RPI 51-100	RPI 101-150	RPI 150+				
1- 6	0- 1	0- 0	OVERALL	0- 2	0- 2	1- 1				
0- 3	0- 0	0- 0	HOME	0- 1	0- 2	0- 0				
0- 3	0- 1	0- 0	AWAY	0- 1	0- 0	0- 1				
1- 0	0- 0	0- 0	NEUTRAL	0- 0	0- 0	1- 0				
1- 6	0- 1	0- 0	NON-CONFERENCE	0- 2	0- 2	1- 1				
0- 3	0- 0	0- 0	HOME	0- 1	0- 2	0- 0				
0- 3	0- 1	0- 0	AWAY	0- 1	0- 0	0- 1				
1- 0	0- 0	0- 0	NEUTRAL	0- 0	0- 0	1- 0				
0- 0	0- 0	0- 0	CONFERENCE	0- 0	0- 0	0- 0				
0- 0	0- 0	0- 0	HOME	0- 0	0- 0	0- 0				
0- 0	0- 0	0- 0	AWAY	0- 0	0- 0	0- 0				
0- 0	0- 0	0- 0	NEUTRAL	0- 0	0- 0	0- 0				

RPI 1-25				RPI 26-50				RPI 51-100				RPI 101+ Team's RPI: 216			
RPI	S	Opponent	Score	RPI	S	Opponent	Score	RPI	S	Opponent	Score	RPI	S	Opponent	Score
13	A	Texas	70 120					55	A	Arizona St.	42 74	124	H	UT Arlington	68 69
								91	H	North Dakota	47 60	138	H	Northern Ill.	55 69
												197	A	UTRGV	58 70
												301	N	Mississippi Val.	68 55
LAST 12 Division I GAMES:															
197	A	UTRGV	58 70	138	H	Northern Ill.	55 69	13	A	Texas	70 120	124	H	UT Arlington	68 69
301	N	Mississippi Val.	68 55	91	H	North Dakota	47 60	55	A	Arizona St.	42 74				

Non-Div I Games: Sul Ross St. 97 47

UTSA

 Loss,
 Non-Conf,
 S Site,
 H Home
 A Away
N Neutral

Average RPI Win:	130	WON-LOST	WINNING	LAST 10	STRENGTH OF	OPP. STRENGTH	TEAM	ADJ.	CONF.	ADJ CONF.
Average RPI Loss:	56	RECORD	PCT. RANK	GAMES	SCHEDULE	OF SCHEDULE	RPI	RPI	RPI	RPI
DIV. I ONLY	6- 1	31	6- 1	60	28	17	17	2	2	
DIV. I NON-CONF.	6- 1	31	6- 1	60	28	17	17	2	2	
TOTALS	RPI 1-25	RPI 26-50	W-L RECORDS	RPI 51-100	RPI 101-150	RPI 150+				
6- 1	1- 0	0- 0	OVERALL	1- 1	2- 0	2- 0				
5- 0	1- 0	0- 0	HOME	1- 0	2- 0	1- 0				
1- 1	0- 0	0- 0	AWAY	0- 1	0- 0	1- 0				
0- 0	0- 0	0- 0	NEUTRAL	0- 0	0- 0	0- 0				
6- 1	1- 0	0- 0	NON-CONFERENCE	1- 1	2- 0	2- 0				
5- 0	1- 0	0- 0	HOME	1- 0	2- 0	1- 0				
1- 1	0- 0	0- 0	AWAY	0- 1	0- 0	1- 0				
0- 0	0- 0	0- 0	NEUTRAL	0- 0	0- 0	0- 0				
0- 0	0- 0	0- 0	CONFERENCE	0- 0	0- 0	0- 0				
0- 0	0- 0	0- 0	HOME	0- 0	0- 0	0- 0				
0- 0	0- 0	0- 0	AWAY	0- 0	0- 0	0- 0				
0- 0	0- 0	0- 0	NEUTRAL	0- 0	0- 0	0- 0				

RPI	S	Opponent	Score	RPI	S	Opponent	Score	RPI	S	Opponent	Score	RPI	S	Opponent	Score
21	H	Purdue	81 68					56	A	Alabama	60 65	124	H	UT Arlington	71 41
								58	H	Saint Mary's (CA)	74 63	133	H	Nevada	87 61
												191	A	Weber St.	85 58
												250	H	Incarnate Word	90 31
LAST 12 Division I GAMES:															
250	H	Incarnate Word	90 31	58	H	Saint Mary's (CA)	74 63	124	H	UT Arlington	71 41				
21	H	Purdue	81 68												
191	A	Weber St.	85 58												
56	A	Alabama	60 65												
133	H	Nevada	87 61												

Non-Div I Games:

Utah

Average RPI Win:	0	WON-LOST	WINNING	LAST 10	STRENGTH OF	OPP. STRENGTH	TEAM	ADJ.	CONF.	ADJ CONF.
Average RPI Loss:	221	RECORD	PCT. RANK	GAMES	SCHEDULE	OF SCHEDULE	RPI	RPI	RPI	RPI
DIV. I ONLY	0- 6	323	0- 6	331	316	346	346	27	27	
DIV. I NON-CONF.	0- 6	323	0- 6	331	316	346	346	27	27	
TOTALS	RPI 1-25	RPI 26-50	W-L RECORDS	RPI 51-100	RPI 101-150	RPI 150+				
0- 6	0- 0	0- 0	OVERALL	0- 0	0- 2	0- 4				
0- 1	0- 0	0- 0	HOME	0- 0	0- 0	0- 1				
0- 3	0- 0	0- 0	AWAY	0- 0	0- 1	0- 2				
0- 2	0- 0	0- 0	NEUTRAL	0- 0	0- 1	0- 1				
0- 6	0- 0	0- 0	NON-CONFERENCE	0- 0	0- 2	0- 4				
0- 1	0- 0	0- 0	HOME	0- 0	0- 0	0- 1				
0- 3	0- 0	0- 0	AWAY	0- 0	0- 1	0- 2				
0- 2	0- 0	0- 0	NEUTRAL	0- 0	0- 1	0- 1				
0- 0	0- 0	0- 0	CONFERENCE	0- 0	0- 0	0- 0				
0- 0	0- 0	0- 0	HOME	0- 0	0- 0	0- 0				
0- 0	0- 0	0- 0	AWAY	0- 0	0- 0	0- 0				
0- 0	0- 0	0- 0	NEUTRAL	0- 0	0- 0	0- 0				

RPI 1-25			RPI 26-50			RPI 51-100			RPI 101+ Team's RPI: 346		
RPI S	Opponent	Score	RPI S	Opponent	Score	RPI S	Opponent	Score	RPI S	Opponent	Score
									110 N	Oregon St.	55 94
									117 A	Idaho St.	44 64
									175 N	Montana St.	52 64
									273 A	UC Irvine	84 87
									309 H	Arizona	49 65
									344 A	Southern Utah	67 70
LAST 12 Division I GAMES:											
			110 N	Oregon St.	55 94	175 N	Montana St.	52 64			
						117 A	Idaho St.	44 64			
						344 A	Southern Utah	67 70			
						309 H	Arizona	49 65			
						273 A	UC Irvine	84 87			

Non-Div I Games: Dixie St. 92 72

Utah St.

Average RPI Win: 344		WON-LOST	WINNING	LAST 10	STRENGTH OF	OPP. STRENGTH	TEAM	ADJ.	CONF.	ADJ CONF.
Average RPI Loss: 224		RECORD	PCT. RANK	GAMES	SCHEDULE	OF SCHEDULE	RPI	RPI	RPI	RPI
DIV. I ONLY		1- 6	297	1- 6	317	337	338	338	32	32
DIV. I NON-CONF.		1- 6	297	1- 6	317	337	338	338	32	32
TOTALS	RPI 1-25		RPI 26-50		W-L RECORDS	RPI 51-100	RPI 101-150		RPI 150+	
1- 6	0- 0		0- 0		OVERALL	0- 0	0- 1		1- 5	
1- 0	0- 0		0- 0		HOME	0- 0	0- 0		1- 0	
0- 6	0- 0		0- 0		AWAY	0- 0	0- 0		0- 0	
0- 0	0- 0		0- 0		NEUTRAL	0- 0	0- 0		0- 0	
1- 6	0- 0		0- 0		NON-CONFERENCE	0- 0	0- 1		1- 5	
1- 0	0- 0		0- 0		HOME	0- 0	0- 0		1- 0	
0- 6	0- 0		0- 0		AWAY	0- 0	0- 1		0- 5	
0- 0	0- 0		0- 0		NEUTRAL	0- 0	0- 0		0- 0	
0- 0	0- 0		0- 0		CONFERENCE	0- 0	0- 0		0- 0	
0- 0	0- 0		0- 0		HOME	0- 0	0- 0		0- 0	
0- 0	0- 0		0- 0		AWAY	0- 0	0- 0		0- 0	
0- 0	0- 0		0- 0		NEUTRAL	0- 0	0- 0		0- 0	

RPI 1-25				RPI 26-50				RPI 51-100				RPI 101+				Team's RPI: 338	
RPI	S	Opponent	Score	RPI	S	Opponent	Score	RPI	S	Opponent	Score	RPI	S	Opponent	Score		
												110	A	Oregon St.	41	98	
												165	A	Pepperdine	44	71	
												191	A	Weber St.	57	75	
												217	A	BYU	54	75	
												327	A	Portland	64	71	
												332	A	Eastern Wash.	41	61	
												344	H	Southern Utah	69	61	
LAST 12 Division I GAMES:																	
				344	H	Southern Utah	69	61	165	A	Pepperdine	44	71				
				332	A	Eastern Wash.	41	61									
				217	A	BYU	54	75									
				110	A	Oregon St.	41	98									
				327	A	Portland	64	71									
				191	A	Weber St.	57	75									

Non-Div I Games:	Dixie St.	72	63
------------------	-----------	----	----

Utah Valley

■ Loss, ■ Non-Conf, S Site, H Home A Away N Neutral

Average RPI Win:	0	WON-LOST	WINNING	LAST 10	STRENGTH OF	OPP. STRENGTH	TEAM	ADJ.	CONF.	ADJ CONF.
Average RPI Loss:	210	RECORD	PCT. RANK	GAMES	SCHEDULE	OF SCHEDULE	RPI	RPI	RPI	RPI
DIV. I ONLY	0- 6	323	0- 6	288	315	342	342	11	11	
DIV. I NON-CONF.	0- 6	323	0- 6	288	315	342	342	11	11	
TOTALS	RPI 1-25	RPI 26-50	W-L RECORDS	RPI 51-100	RPI 101-150	RPI 150+				
0- 6	0- 0	0- 0	OVERALL	0- 2	0- 0	0- 4				
0- 1	0- 0	0- 0	HOME	0- 0	0- 0	0- 1				
0- 4	0- 0	0- 0	AWAY	0- 0	0- 0	0- 0				
0- 1	0- 0	0- 0	NEUTRAL	0- 1	0- 0	0- 0				
0- 6	0- 0	0- 0	NON-CONFERENCE	0- 2	0- 0	0- 4				
0- 1	0- 0	0- 0	HOME	0- 0	0- 0	0- 1				
0- 4	0- 0	0- 0	AWAY	0- 1	0- 0	0- 3				
0- 1	0- 0	0- 0	NEUTRAL	0- 1	0- 0	0- 0				
0- 0	0- 0	0- 0	CONFERENCE	0- 0	0- 0	0- 0				
0- 0	0- 0	0- 0	HOME	0- 0	0- 0	0- 0				
0- 0	0- 0	0- 0	AWAY	0- 0	0- 0	0- 0				
0- 0	0- 0	0- 0	NEUTRAL	0- 0	0- 0	0- 0				

RPI 1-25			RPI 26-50			RPI 51-100			RPI 101+			Team's RPI: 342
RPI	S	Opponent	Score	RPI	S	Opponent	Score	RPI	S	Opponent	Score	
						54 A Minnesota	63 108	255 A Georgia St.		56 61		
						94 N Mercer	54 70	265 A UNCW		67 83		
								279 H Norfolk St.		52 66		
								311 A UNCG		61 74		
LAST 12 Division I GAMES:												
						265 A UNCW	67 83					
						94 N Mercer	54 70					
						255 A Georgia St.	56 61					
						311 A UNCG	61 74					
						54 A Minnesota	63 108					
						279 H Norfolk St.	52 66					

Non-Div I Games:

VCU

Valparaiso

Through Games Of Dec. 3, 2017

Average RPI Win:	318	WON-LOST	WINNING	LAST 10	STRENGTH OF	OPP. STRENGTH	TEAM	ADJ.	CONF.	ADJ CONF.
Average RPI Loss:	170	RECORD	PCT. RANK	GAMES	SCHEDULE	OF SCHEDULE	RPI	RPI	RPI	RPI
DIV. I ONLY	2- 3	214	2- 3	306	335	263	263	28	28	
DIV. I NON-CONF.	2- 3	214	2- 3	306	335	263	263	28	28	
TOTALS	RPI 1-25	RPI 26-50	W-L RECORDS	RPI 51-100	RPI 101-150	RPI 150+				
2- 3	0- 0	0- 0	OVERALL	0- 0	0- 1	2- 2				
1- 0	0- 0	0- 0	HOME	0- 0	0- 0	1- 0				
1- 3	0- 0	0- 0	AWAY	0- 0	0- 0	1- 0				
0- 0	0- 0	0- 0	NEUTRAL	0- 0	0- 0	0- 0				
2- 3	0- 0	0- 0	NON-CONFERENCE	0- 0	0- 1	2- 2				
1- 0	0- 0	0- 0	HOME	0- 0	0- 0	1- 0				
1- 3	0- 0	0- 0	AWAY	0- 0	0- 1	1- 2				
0- 0	0- 0	0- 0	NEUTRAL	0- 0	0- 0	0- 0				
0- 0	0- 0	0- 0	CONFERENCE	0- 0	0- 0	0- 0				
0- 0	0- 0	0- 0	HOME	0- 0	0- 0	0- 0				
0- 0	0- 0	0- 0	AWAY	0- 0	0- 0	0- 0				
0- 0	0- 0	0- 0	NEUTRAL	0- 0	0- 0	0- 0				

RPI 1-25			RPI 26-50			RPI 51-100			RPI 101+			Team's RPI: 263
RPI	S	Opponent	Score	RPI	S	Opponent	Score	RPI	S	Opponent	Score	
								139	A	Miami (OH)	68	77
								163	A	Bowling Green	77	90
								208	A	Liberty	40	61
								287	H	Grand Canyon	80	75
								349	A	Longwood	81	68
LAST 12 Division I GAMES:												
				349	A	Longwood	81	68				
				208	A	Liberty	40	61				
				163	A	Bowling Green	77	90				
				287	H	Grand Canyon	80	75				
				139	A	Miami (OH)	68	77				

Non-Div I Games: Ind.-Kokomo 81 47

Valparaiso

 Loss,
 Non-Conf,
 S Site,
 H Home
 A Away
N Neutral

Vanderbilt

Through Games Of Dec. 3, 2017

Average RPI Win:	166	WON-LOST	WINNING	LAST 10	STRENGTH OF	OPP. STRENGTH	TEAM	ADJ.	CONF.	ADJ CONF.
Average RPI Loss:	81	RECORD	PCT. RANK	GAMES	SCHEDULE	OF SCHEDULE	RPI	RPI	RPI	RPI
DIV. I ONLY	3- 6	229	3- 6	36	177	114	114	1	1	
DIV. I NON-CONF.	3- 6	229	3- 6	36	177	114	114	1	1	
TOTALS	RPI 1-25	RPI 26-50	W-L RECORDS	RPI 51-100	RPI 101-150	RPI 150+				
3- 6	0- 1	0- 0	OVERALL	0- 3	2- 2	1- 0				
1- 2	0- 0	0- 0	HOME	0- 1	0- 1	1- 0				
2- 2	0- 0	0- 0	AWAY	0- 1	2- 1	0- 0				
0- 2	0- 1	0- 0	NEUTRAL	0- 1	0- 0	0- 0				
3- 6	0- 1	0- 0	NON-CONFERENCE	0- 3	2- 2	1- 0				
1- 2	0- 0	0- 0	HOME	0- 1	0- 1	1- 0				
2- 2	0- 0	0- 0	AWAY	0- 1	2- 1	0- 0				
0- 2	0- 1	0- 0	NEUTRAL	0- 1	0- 0	0- 0				
0- 0	0- 0	0- 0	CONFERENCE	0- 0	0- 0	0- 0				
0- 0	0- 0	0- 0	HOME	0- 0	0- 0	0- 0				
0- 0	0- 0	0- 0	AWAY	0- 0	0- 0	0- 0				
0- 0	0- 0	0- 0	NEUTRAL	0- 0	0- 0	0- 0				

RPI 1-25				RPI 26-50				RPI 51-100				RPI 101+ Team's RPI: 114			
RPI	S	Opponent	Score	RPI	S	Opponent	Score	RPI	S	Opponent	Score	RPI	S	Opponent	Score
20	N	Syracuse	78 84					65	A	Central Mich.	75 92	112	A	Tulane	59 71
								78	H	Ball St.	79 88	119	A	George Washington	69 59
								82	N	Wisconsin	71 73	130	H	Middle Tenn.	54 65
												142	A	Saint Louis	74 69
												238	H	Iowa St.	77 74
LAST 12 Division I GAMES:															
				238	H	Iowa St.	77 74	142	A	Saint Louis	74 69				
				65	A	Central Mich.	75 92	82	N	Wisconsin	71 73				
				130	H	Middle Tenn.	54 65	20	N	Syracuse	78 84				
								119	A	George Washington	69 59				
								78	H	Ball St.	79 88				
								112	A	Tulane	59 71				

Non-Div I Games:

Vanderbilt

Loss, Non-Conf, S Site, H Home A Away N Neutral

Average RPI Win: 252		WON-LOST	WINNING	LAST 10	STRENGTH OF	OPP. STRENGTH	TEAM	ADJ.	CONF.	ADJ CONF.
Average RPI Loss: 170		RECORD	PCT. RANK	GAMES	SCHEDULE	OF SCHEDULE	RPI	RPI	RPI	RPI
DIV. I ONLY		1- 7	311	1- 7	244	221	319	319	24	24
DIV. I NON-CONF.		1- 7	311	1- 7	244	221	319	319	24	24
TOTALS		RPI 1-25	RPI 26-50	W-L RECORDS	RPI 51-100	RPI 101-150	RPI 150+			
1- 7	0- 0		0- 0	OVERALL	0- 0	0- 3	1- 4			
1- 4	0- 0		0- 0	HOME	0- 0	0- 3	1- 1			
0- 3	0- 0		0- 0	AWAY	0- 0	0- 0	0- 0			
0- 0	0- 0		0- 0	NEUTRAL	0- 0	0- 0	0- 0			
1- 7	0- 0		0- 0	NON-CONFERENCE	0- 0	0- 3	1- 4			
1- 4	0- 0		0- 0	HOME	0- 0	0- 3	1- 1			
0- 3	0- 0		0- 0	AWAY	0- 0	0- 0	0- 3			
0- 0	0- 0		0- 0	NEUTRAL	0- 0	0- 0	0- 0			
0- 0	0- 0		0- 0	CONFERENCE	0- 0	0- 0	0- 0			
0- 0	0- 0		0- 0	HOME	0- 0	0- 0	0- 0			
0- 0	0- 0		0- 0	AWAY	0- 0	0- 0	0- 0			
0- 0	0- 0		0- 0	NEUTRAL	0- 0	0- 0	0- 0			

RPI 1-25				RPI 26-50				RPI 51-100				RPI 101+				Team's RPI: 319	
RPI	S	Opponent	Score	RPI	S	Opponent	Score	RPI	S	Opponent	Score	RPI	S	Opponent	Score		
												109	H	Boston U.	41	57	
												121	H	American	62	64	
												132	H	James Madison	56	68	
												153	A	Miami (FL)	49	73	
												179	H	Columbia	66	73	
												200	A	Dartmouth	56	66	
												252	H	Howard	88	65	
												298	A	Rider	49	64	
LAST 12 Division I GAMES:																	
				109	H	Boston U.	41	57	179	H	Columbia	66	73				
				298	A	Rider	49	64	252	H	Howard	88	65				
				132	H	James Madison	56	68	153	A	Miami (FL)	49	73				
				121	H	American	62	64	200	A	Dartmouth	56	66				

Non-Div I Games:	Norwich	75	31
------------------	---------	----	----

Vermont

■ Loss, ■ Non-Conf, S Site, H Home A Away N Neutral

Average RPI Win:	92	WON-LOST	WINNING	LAST 10	STRENGTH OF	OPP. STRENGTH	TEAM	ADJ.	CONF.	ADJ CONF.
Average RPI Loss:	0	RECORD	PCT. RANK	GAMES	SCHEDULE	OF SCHEDULE	RPI	RPI	RPI	RPI
DIV. I ONLY	7- 0	1	7- 0	24	24	5	5	6	6	
DIV. I NON-CONF.	7- 0	1	7- 0	24	24	5	5	6	6	
TOTALS	RPI 1-25	RPI 26-50	W-L RECORDS	RPI 51-100	RPI 101-150	RPI 150+				
7- 0	1- 0	1- 0	OVERALL	1- 0	3- 0	1- 0				
2- 0	0- 0	1- 0	HOME	1- 0	0- 0	0- 0				
2- 0	1- 0	0- 0	AWAY	0- 0	1- 0	0- 0				
3- 0	0- 0	0- 0	NEUTRAL	0- 0	2- 0	1- 0				
7- 0	1- 0	1- 0	NON-CONFERENCE	1- 0	3- 0	1- 0				
2- 0	0- 0	1- 0	HOME	1- 0	0- 0	0- 0				
2- 0	1- 0	0- 0	AWAY	0- 0	1- 0	0- 0				
3- 0	0- 0	0- 0	NEUTRAL	0- 0	2- 0	1- 0				
0- 0	0- 0	0- 0	CONFERENCE	0- 0	0- 0	0- 0				
0- 0	0- 0	0- 0	HOME	0- 0	0- 0	0- 0				
0- 0	0- 0	0- 0	AWAY	0- 0	0- 0	0- 0				
0- 0	0- 0	0- 0	NEUTRAL	0- 0	0- 0	0- 0				

RPI 1-25				Team's RPI: 5		RPI 26-50				RPI 51-100				RPI 101+			
RPI	S	Opponent	Score			RPI	S	Opponent	Score			RPI	S	Opponent	Score		
24	A	Princeton	62	59		33	H	Duke	64	55		52	H	Saint Joseph's	79	44	

Non-Div I Games:

Villanova

Virginia

Through Games Of Dec. 3, 2017

Average RPI Win:	197	WON-LOST	WINNING	LAST 10	STRENGTH OF	OPP. STRENGTH	TEAM	ADJ.	CONF.	ADJ CONF.
Average RPI Loss:	64	RECORD	PCT. RANK	GAMES	SCHEDULE	OF SCHEDULE	RPI	RPI	RPI	RPI
DIV. I ONLY	4- 5	190	4- 5	64	98	164	164	3	3	
DIV. I NON-CONF.	4- 5	190	4- 5	64	98	164	164	3	3	
TOTALS	RPI 1-25	RPI 26-50	W-L RECORDS	RPI 51-100	RPI 101-150	RPI 150+				
4- 5	0- 1	0- 2	OVERALL	0- 1	2- 0	2- 1				
4- 3	0- 0	0- 2	HOME	0- 0	2- 0	2- 1				
0- 2	0- 1	0- 0	AWAY	0- 1	0- 0	0- 0				
0- 0	0- 0	0- 0	NEUTRAL	0- 0	0- 0	0- 0				
4- 5	0- 1	0- 2	NON-CONFERENCE	0- 1	2- 0	2- 1				
4- 3	0- 0	0- 2	HOME	0- 0	2- 0	2- 1				
0- 2	0- 1	0- 0	AWAY	0- 1	0- 0	0- 0				
0- 0	0- 0	0- 0	NEUTRAL	0- 0	0- 0	0- 0				
0- 0	0- 0	0- 0	CONFERENCE	0- 0	0- 0	0- 0				
0- 0	0- 0	0- 0	HOME	0- 0	0- 0	0- 0				
0- 0	0- 0	0- 0	AWAY	0- 0	0- 0	0- 0				
0- 0	0- 0	0- 0	NEUTRAL	0- 0	0- 0	0- 0				

RPI 1-25				RPI 26-50				RPI 51-100				RPI 101+				Team's RPI: 164	
RPI	S	Opponent	Score	RPI	S	Opponent	Score	RPI	S	Opponent	Score	RPI	S	Opponent	Score		
6	A	Mississippi St.	53 68	34	H	Maryland	59 60	62	A	Dayton	46 61	105	H	Hampton	66 62		
				49	H	Georgia	61 64					144	H	Harvard	50 48		
												170	H	Duquesne	63 74		
												227	H	Central Conn. St.	103 59		
												311	H	UNCG	68 50		
LAST 12 Division I GAMES:																	
				311	H	UNCG	68 50	34	H	Maryland	59 60						
				227	H	Central Conn. St.	103 59	170	H	Duquesne	63 74						
				6	A	Mississippi St.	53 68	144	H	Harvard	50 48						
								105	H	Hampton	66 62						
								62	A	Dayton	46 61						
								49	H	Georgia	61 64						

Non-Div I Games:

Virginia

■ Loss,
 ■ Non-Conf, S Site,
 ■ Home
 ■ Away
 N Neutral

Average RPI Win:	166	WON-LOST	WINNING	LAST 10	STRENGTH OF	OPP. STRENGTH	TEAM	ADJ.	CONF.	ADJ CONF.
Average RPI Loss:	26	RECORD	PCT. RANK	GAMES	SCHEDULE	OF SCHEDULE	RPI	RPI	RPI	RPI
DIV. I ONLY	7- 2	51	7- 2	107	56	57	57	3	3	
DIV. I NON-CONF.	7- 2	51	7- 2	107	56	57	57	3	3	
TOTALS	RPI 1-25	RPI 26-50	W-L RECORDS	RPI 51-100	RPI 101-150	RPI 150+				
7- 2	0- 1	1- 1	OVERALL	1- 0	1- 0	4- 0				
5- 0	0- 0	0- 0	HOME	1- 0	1- 0	3- 0				
1- 0	0- 0	0- 0	AWAY	0- 0	0- 0	1- 0				
1- 2	0- 1	1- 1	NEUTRAL	0- 0	0- 0	0- 0				
7- 2	0- 1	1- 1	NON-CONFERENCE	1- 0	1- 0	4- 0				
5- 0	0- 0	0- 0	HOME	1- 0	1- 0	3- 0				
1- 0	0- 0	0- 0	AWAY	0- 0	0- 0	1- 0				
1- 2	0- 1	1- 1	NEUTRAL	0- 0	0- 0	0- 0				
0- 0	0- 0	0- 0	CONFERENCE	0- 0	0- 0	0- 0				
0- 0	0- 0	0- 0	HOME	0- 0	0- 0	0- 0				
0- 0	0- 0	0- 0	AWAY	0- 0	0- 0	0- 0				
0- 0	0- 0	0- 0	NEUTRAL	0- 0	0- 0	0- 0				

RPI 1-25				RPI 26-50				RPI 51-100 Team's RPI: 57				RPI 101+			
RPI	S	Opponent	Score	RPI	S	Opponent	Score	RPI	S	Opponent	Score	RPI	S	Opponent	Score
11	N	West Virginia	61 79	40	N	Butler	77 79	63	H	UCF	86 69	126	H	Auburn	72 63
				46	N	Drexel	79 67					156	A	Illinois	96 49
												166	H	Radford	68 42
												295	H	Wagner	99 32
												312	H	USC Upstate	87 56
LAST 12 Division I GAMES:															
166	H	Radford	68 42	46	N	Drexel	79 67	63	H	UCF	86 69	126	H	Auburn	72 63
156	A	Illinois	96 49					312	H	USC Upstate	87 56	295	H	Wagner	99 32
11	N	West Virginia	61 79												
40	N	Butler	77 79												

Non-Div I Games:

Virginia Tech

Average RPI Win:	0	WON-LOST	WINNING	LAST 10	STRENGTH OF	OPP. STRENGTH	TEAM	ADJ.	CONF.	ADJ CONF.
Average RPI Loss:	134	RECORD	PCT. RANK	GAMES	SCHEDULE	OF SCHEDULE	RPI	RPI	RPI	RPI
DIV. I ONLY	0- 7	323	0- 7	116	234	295	295	25	25	
DIV. I NON-CONF.	0- 7	323	0- 7	116	234	295	295	25	25	
TOTALS	RPI 1-25	RPI 26-50	W-L RECORDS	RPI 51-100	RPI 101-150	RPI 150+				
0- 7	0- 0	0- 0	OVERALL	0- 2	0- 4	0- 1				
0- 1	0- 0	0- 0	HOME	0- 0	0- 1	0- 0				
0- 6	0- 0	0- 0	AWAY	0- 2	0- 3	0- 1				
0- 0	0- 0	0- 0	NEUTRAL	0- 0	0- 0	0- 0				
0- 7	0- 0	0- 0	NON-CONFERENCE	0- 2	0- 4	0- 1				
0- 1	0- 0	0- 0	HOME	0- 0	0- 1	0- 0				
0- 6	0- 0	0- 0	AWAY	0- 2	0- 3	0- 1				
0- 0	0- 0	0- 0	NEUTRAL	0- 0	0- 0	0- 0				
0- 0	0- 0	0- 0	CONFERENCE	0- 0	0- 0	0- 0				
0- 0	0- 0	0- 0	HOME	0- 0	0- 0	0- 0				
0- 0	0- 0	0- 0	AWAY	0- 0	0- 0	0- 0				
0- 0	0- 0	0- 0	NEUTRAL	0- 0	0- 0	0- 0				

RPI 1-25				RPI 26-50				RPI 51-100				RPI 101+				Team's RPI: 295	
RPI	S	Opponent	Score	RPI	S	Opponent	Score	RPI	S	Opponent	Score	RPI	S	Opponent	Score		
								57	A	Virginia Tech	32	99	104	A	Temple	36	70
								84	A	Stony Brook	50	69	113	H	New Hampshire	53	65
													115	A	Albany (NY)	44	89
													132	A	James Madison	45	68
													335	A	Towson	42	64
LAST 12 Division I GAMES:																	
				84	A	Stony Brook	50	69	335	A	Towson	42	64				
				115	A	Albany (NY)	44	89									
				113	H	New Hampshire	53	65									
				104	A	Temple	36	70									
				132	A	James Madison	45	68									
				57	A	Virginia Tech	32	99									

Non-Div I Games: Staten Island 63 58

Wagner

Average RPI Win: 153		WON-LOST	WINNING	LAST 10	STRENGTH OF	OPP. STRENGTH	TEAM	ADJ.	CONF.	ADJ CONF.
Average RPI Loss: 91		RECORD	PCT. RANK	GAMES	SCHEDULE	OF SCHEDULE	RPI	RPI	RPI	RPI
DIV. I ONLY		3- 5	220	3- 5	18	253	89	89	3	3
DIV. I NON-CONF.		3- 5	220	3- 5	18	253	89	89	3	3
TOTALS		RPI 1-25	RPI 26-50	W-L RECORDS	RPI 51-100	RPI 101-150	RPI 150+			
3- 5	0- 0		0- 1	OVERALL	1- 3	0- 0	2- 1			
2- 1	0- 0		0- 0	HOME	1- 1	0- 0	1- 0			
1- 2	0- 0		0- 1	AWAY	0- 1	0- 0	1- 0			
0- 2	0- 0		0- 0	NEUTRAL	0- 1	0- 0	0- 1			
3- 5	0- 0		0- 1	NON-CONFERENCE	1- 3	0- 0	2- 1			
2- 1	0- 0		0- 0	HOME	1- 1	0- 0	1- 0			
1- 2	0- 0		0- 1	AWAY	0- 1	0- 0	1- 0			
0- 2	0- 0		0- 0	NEUTRAL	0- 1	0- 0	0- 1			
0- 0	0- 0		0- 0	CONFERENCE	0- 0	0- 0	0- 0			
0- 0	0- 0		0- 0	HOME	0- 0	0- 0	0- 0			
0- 0	0- 0		0- 0	AWAY	0- 0	0- 0	0- 0			
0- 0	0- 0		0- 0	NEUTRAL	0- 0	0- 0	0- 0			

RPI 1-25				RPI 26-50				RPI 51-100				RPI 101+			
RPI	S	Opponent	Score	RPI	S	Opponent	Score	RPI	S	Opponent	Score	RPI	S	Opponent	Score
				29	A	Rutgers	51 65	54	N	Minnesota	81 93	187	A	Richmond	85 81
								75	A	Penn St.	58 68	190	H	Texas Southern	73 56
								83	H	Elon	53 51	198	N	Hofstra	66 69
								98	H	Seton Hall	57 67				
LAST 12 Division I GAMES:															
				98	H	Seton Hall	57 67	83	H	Elon	53 51				
				190	H	Texas Southern	73 56	75	A	Penn St.	58 68				
								198	N	Hofstra	66 69				
								54	N	Minnesota	81 93				
								29	A	Rutgers	51 65				
								187	A	Richmond	85 81				

Non-Div I Games:

Wake Forest

■ Loss, ■ Non-Conf, S Site, H Home A Away N Neutral

Average RPI Win:	200	WON-LOST	WINNING	LAST 10	STRENGTH OF	OPP. STRENGTH	TEAM	ADJ.	CONF.	ADJ CONF.
Average RPI Loss:	49	RECORD	PCT. RANK	GAMES	SCHEDULE	OF SCHEDULE	RPI	RPI	RPI	RPI
DIV. I ONLY	4- 3	131	4- 3	55	173	80	80	2	2	
DIV. I NON-CONF.	4- 3	131	4- 3	55	173	80	80	2	2	
TOTALS	RPI 1-25	RPI 26-50	W-L RECORDS	RPI 51-100	RPI 101-150	RPI 150+				
4- 3	0- 2	0- 0	OVERALL	1- 0	0- 1	3- 0				
2- 1	0- 0	0- 0	HOME	0- 0	0- 1	2- 0				
1- 1	0- 1	0- 0	AWAY	0- 0	0- 0	1- 0				
1- 1	0- 1	0- 0	NEUTRAL	1- 0	0- 0	0- 0				
4- 3	0- 2	0- 0	NON-CONFERENCE	1- 0	0- 1	3- 0				
2- 1	0- 0	0- 0	HOME	0- 0	0- 1	2- 0				
1- 1	0- 1	0- 0	AWAY	0- 0	0- 0	1- 0				
1- 1	0- 1	0- 0	NEUTRAL	1- 0	0- 0	0- 0				
0- 0	0- 0	0- 0	CONFERENCE	0- 0	0- 0	0- 0				
0- 0	0- 0	0- 0	HOME	0- 0	0- 0	0- 0				
0- 0	0- 0	0- 0	AWAY	0- 0	0- 0	0- 0				
0- 0	0- 0	0- 0	NEUTRAL	0- 0	0- 0	0- 0				

RPI 1-25				RPI 26-50				RPI 51-100				RPI 101+			
RPI	S	Opponent	Score	RPI	S	Opponent	Score	RPI	S	Opponent	Score	RPI	S	Opponent	Score
13	N	Texas	68 92					100	N	Creighton	67 64	117	H	Idaho St.	59 79
18	A	Ohio St.	76 85									155	A	Idaho	81 69
												217	H	BYU	80 72
												327	H	Portland	93 67
LAST 12 Division I GAMES:															
327	H	Portland	93 67	18	A	Ohio St.	76 85	217	H	BYU	80 72				
155	A	Idaho	81 69					117	H	Idaho St.	59 79				
13	N	Texas	68 92												
100	N	Creighton	67 64												

Non-Div I Games:

Washington

Average RPI Win:	125	WON-LOST	WINNING	LAST 10	STRENGTH OF	OPP. STRENGTH	TEAM	ADJ.	CONF.	ADJ CONF.
Average RPI Loss:	43	RECORD	PCT. RANK	GAMES	SCHEDULE	OF SCHEDULE	RPI	RPI	RPI	RPI
DIV. I ONLY	4- 4	157	4- 4	4	194	28	28	2	2	
DIV. I NON-CONF.	4- 4	157	4- 4	4	194	28	28	2	2	
TOTALS	RPI 1-25	RPI 26-50	W-L RECORDS	RPI 51-100	RPI 101-150	RPI 150+				
4- 4	0- 1	1- 1	OVERALL	0- 2	2- 0	1- 0				
1- 1	0- 0	0- 0	HOME	0- 1	1- 0	0- 0				
1- 2	0- 0	0- 1	AWAY	0- 1	0- 0	1- 0				
2- 1	0- 1	1- 0	NEUTRAL	0- 0	1- 0	0- 0				
4- 4	0- 1	1- 1	NON-CONFERENCE	0- 2	2- 0	1- 0				
1- 1	0- 0	0- 0	HOME	0- 1	1- 0	0- 0				
1- 2	0- 0	0- 1	AWAY	0- 1	0- 0	1- 0				
2- 1	0- 1	1- 0	NEUTRAL	0- 0	1- 0	0- 0				
0- 0	0- 0	0- 0	CONFERENCE	0- 0	0- 0	0- 0				
0- 0	0- 0	0- 0	HOME	0- 0	0- 0	0- 0				
0- 0	0- 0	0- 0	AWAY	0- 0	0- 0	0- 0				
0- 0	0- 0	0- 0	NEUTRAL	0- 0	0- 0	0- 0				

RPI 1-25				RPI 26-50				Team's RPI: 28		RPI 51-100				RPI 101+			
RPI	S	Opponent	Score	RPI	S	Opponent	Score		RPI	S	Opponent	Score	RPI	S	Opponent	Score	
15	N	South Fla.	45 82	29	N	Rutgers	63 60		53	H	Kentucky	68 73	117	H	Idaho St.	72 55	
				47	A	UC Davis	76 91		58	A	Saint Mary's (CA)	75 81	150	N	ETSU	80 76	
													205	A	San Francisco	74 70	
LAST 12 Division I GAMES:																	
15	N	South Fla.	45 82	117	H	Idaho St.	72 55		29	N	Rutgers	63 60					
53	H	Kentucky	68 73	205	A	San Francisco	74 70		58	A	Saint Mary's (CA)	75 81	150	N	ETSU	80 76	
47	A	UC Davis	76 91														

Non-Div I Games:

Washington St.

Average RPI Win:	295	WON-LOST	WINNING	LAST 10	STRENGTH OF	OPP. STRENGTH	TEAM	ADJ.	CONF.	ADJ CONF.
Average RPI Loss:	20	RECORD	PCT. RANK	GAMES	SCHEDULE	OF SCHEDULE	RPI	RPI	RPI	RPI
DIV. I ONLY	3- 2	122	3- 2	252	111	191	191	20	20	
DIV. I NON-CONF.	3- 2	122	3- 2	252	111	191	191	20	20	
TOTALS	RPI 1-25	RPI 26-50	W-L RECORDS	RPI 51-100	RPI 101-150	RPI 150+				
3- 2	0- 2	0- 0	OVERALL	0- 0	0- 0	3- 0				
2- 1	0- 1	0- 0	HOME	0- 0	0- 0	2- 0				
1- 1	0- 1	0- 0	AWAY	0- 0	0- 0	1- 0				
0- 0	0- 0	0- 0	NEUTRAL	0- 0	0- 0	0- 0				
3- 2	0- 2	0- 0	NON-CONFERENCE	0- 0	0- 0	3- 0				
2- 1	0- 1	0- 0	HOME	0- 0	0- 0	2- 0				
1- 1	0- 1	0- 0	AWAY	0- 0	0- 0	1- 0				
0- 0	0- 0	0- 0	NEUTRAL	0- 0	0- 0	0- 0				
0- 0	0- 0	0- 0	CONFERENCE	0- 0	0- 0	0- 0				
0- 0	0- 0	0- 0	HOME	0- 0	0- 0	0- 0				
0- 0	0- 0	0- 0	AWAY	0- 0	0- 0	0- 0				
0- 0	0- 0	0- 0	NEUTRAL	0- 0	0- 0	0- 0				

RPI S	Opponent	Score	RPI S	Opponent	Score	RPI S	Opponent	Score	RPI S	Opponent	Score	Team's RPI: 191
17	H Utah	58 85							250	H Incarnate Word	79 55	
23	A Oregon	87 114							296	A CSUN	64 61	
									338	H Utah Valley	75 57	
LAST 12 Division I GAMES:												
23	A Oregon	87 114	296	A CSUN	64 61	250	H Incarnate Word	79 55	17	H Utah	58 85	
			338	H Utah Valley	75 57							

Non-Div I Games: Westminster (UT) 64 58 Antelope Valley 80 70

Weber St.

Average RPI Win:	96	WON-LOST	WINNING	LAST 10	STRENGTH OF	OPP. STRENGTH	TEAM	ADJ.	CONF.	ADJ CONF.
Average RPI Loss:	0	RECORD	PCT. RANK	GAMES	SCHEDULE	OF SCHEDULE	RPI	RPI	RPI	RPI
DIV. I ONLY	7- 0	1	7- 0	138	2	11	11	5	5	
DIV. I NON-CONF.	7- 0	1	7- 0	138	2	11	11	5	5	
TOTALS	RPI 1-25	RPI 26-50	W-L RECORDS	RPI 51-100	RPI 101-150	RPI 150+				
7- 0	0- 0	2- 0	OVERALL	2- 0	2- 0	1- 0				
3- 0	0- 0	0- 0	HOME	0- 0	2- 0	1- 0				
1- 0	0- 0	0- 0	AWAY	1- 0	0- 0	0- 0				
3- 0	0- 0	2- 0	NEUTRAL	1- 0	0- 0	0- 0				
7- 0	0- 0	2- 0	NON-CONFERENCE	2- 0	2- 0	1- 0				
3- 0	0- 0	0- 0	HOME	0- 0	2- 0	1- 0				
1- 0	0- 0	0- 0	AWAY	1- 0	0- 0	0- 0				
3- 0	0- 0	2- 0	NEUTRAL	1- 0	0- 0	0- 0				
0- 0	0- 0	0- 0	CONFERENCE	0- 0	0- 0	0- 0				
0- 0	0- 0	0- 0	HOME	0- 0	0- 0	0- 0				
0- 0	0- 0	0- 0	AWAY	0- 0	0- 0	0- 0				
0- 0	0- 0	0- 0	NEUTRAL	0- 0	0- 0	0- 0				

RPI 1-25				Team's RPI: 11		RPI 26-50				RPI 51-100				RPI 101+			
RPI	S	Opponent	Score	RPI	S	Opponent	Score	RPI	S	Opponent	Score	RPI	S	Opponent	Score		
				40	N	Butler	75 68	57	N	Virginia Tech	79 61	108	H	North Florida	87 59		
				46	N	Drexel	75 42	60	A	Texas A&M	70 56	136	H	Sacramento St.	101 47		
												227	H	Central Conn. St.	102 52		
LAST 12 Division I GAMES:																	
				46	N	Drexel	75 42	60	A	Texas A&M	70 56						
				40	N	Butler	75 68	57	N	Virginia Tech	79 61						
				108	H	North Florida	87 59										
				136	H	Sacramento St.	101 47										
				227	H	Central Conn. St.	102 52										

Non-Div I Games:

West Virginia

Average RPI Win: 343		WON-LOST	WINNING	LAST 10	STRENGTH OF		OPP. STRENGTH	TEAM	ADJ.	CONF.	ADJ CONF.
Average RPI Loss: 183		RECORD	PCT. RANK	GAMES	SCHEDULE		OF SCHEDULE	RPI	RPI	RPI	RPI
DIV. I ONLY		1- 6	297	1- 6	325		219	339	339	17	17
DIV. I NON-CONF.		1- 6	297	1- 6	325		219	339	339	17	17
<hr/>											
TOTALS	RPI 1-25	RPI 26-50		W-L RECORDS		RPI 51-100	RPI 101-150		RPI 150+		
1- 6	0- 1	0- 1		OVERALL		0- 0	0- 0		1- 4		
1- 3	0- 0	0- 0		HOME		0- 0	0- 0		1- 3		
0- 3	0- 1	0- 1		AWAY		0- 0	0- 0		0- 1		
0- 0	0- 0	0- 0		NEUTRAL		0- 0	0- 0		0- 0		
1- 6	0- 1	0- 1		NON-CONFERENCE		0- 0	0- 0		1- 4		
1- 3	0- 0	0- 0		HOME		0- 0	0- 0		1- 3		
0- 3	0- 1	0- 1		AWAY		0- 0	0- 0		0- 1		
0- 0	0- 0	0- 0		NEUTRAL		0- 0	0- 0		0- 0		
0- 0	0- 0	0- 0		CONFERENCE		0- 0	0- 0		0- 0		
0- 0	0- 0	0- 0		HOME		0- 0	0- 0		0- 0		
0- 0	0- 0	0- 0		AWAY		0- 0	0- 0		0- 0		
0- 0	0- 0	0- 0		NEUTRAL		0- 0	0- 0		0- 0		

RPI 1-25				RPI 26-50				RPI 51-100				RPI 101+				Team's RPI: 339	
RPI	S	Opponent	Score	RPI	S	Opponent	Score	RPI	S	Opponent	Score	RPI	S	Opponent	Score		
7	A	South Carolina	43 101	49	A	Georgia	50 76					196	H	Davidson	57 70		
												246	H	Eastern Ky.	59 62		
												292	A	UT Martin	54 62		
												310	H	Florida A&M	63 80		
												343	H	UNC Asheville	62 52		
LAST 12 Division I GAMES:																	
				310	H	Florida A&M	63 80	7	A	South Carolina	43 101						
								292	A	UT Martin	54 62						
								49	A	Georgia	50 76						
								246	H	Eastern Ky.	59 62						
								343	H	UNC Asheville	62 52						
								196	H	Davidson	57 70						

Non-Div I Games:

Western Caro.

■ Loss, ■ Non-Conf, S Site, H Home A Away N Neutral

Average RPI Win:	266	WON-LOST	WINNING	LAST 10	STRENGTH OF	OPP. STRENGTH	TEAM	ADJ.	CONF.	ADJ CONF.
Average RPI Loss:	106	RECORD	PCT. RANK	GAMES	SCHEDULE	OF SCHEDULE	RPI	RPI	RPI	RPI
DIV. I ONLY	5- 2	72	5- 2	334	150	211	211	12	12	
DIV. I NON-CONF.	5- 2	72	5- 2	334	150	211	211	12	12	
TOTALS	RPI 1-25	RPI 26-50	W-L RECORDS	RPI 51-100	RPI 101-150	RPI 150+				
5- 2	0- 0	0- 0	OVERALL	0- 1	0- 1	5- 0				
2- 1	0- 0	0- 0	HOME	0- 1	0- 0	2- 0				
3- 1	0- 0	0- 0	AWAY	0- 0	0- 1	3- 0				
0- 0	0- 0	0- 0	NEUTRAL	0- 0	0- 0	0- 0				
5- 2	0- 0	0- 0	NON-CONFERENCE	0- 1	0- 1	5- 0				
2- 1	0- 0	0- 0	HOME	0- 1	0- 0	2- 0				
3- 1	0- 0	0- 0	AWAY	0- 0	0- 1	3- 0				
0- 0	0- 0	0- 0	NEUTRAL	0- 0	0- 0	0- 0				
0- 0	0- 0	0- 0	CONFERENCE	0- 0	0- 0	0- 0				
0- 0	0- 0	0- 0	HOME	0- 0	0- 0	0- 0				
0- 0	0- 0	0- 0	AWAY	0- 0	0- 0	0- 0				
0- 0	0- 0	0- 0	NEUTRAL	0- 0	0- 0	0- 0				

RPI S	Opponent	Score	RPI S	Opponent	Score	RPI S	Opponent	Score	RPI S	Opponent	Score	Team's RPI: 211
						74	H Milwaukee	67 77	138	A Northern Ill.	94 96	
									156	A Illinois	77 67	
									218	A Wichita St.	78 65	
									299	H UMKC	90 71	
									329	A Chicago St.	83 45	
									329	H Chicago St.	71 54	
LAST 12 Division I GAMES:												
			218	A Wichita St.	78 65				299	H UMKC	90 71	
			329	H Chicago St.	71 54							
			74	H Milwaukee	67 77							
			329	A Chicago St.	83 45							
			156	A Illinois	77 67							
			138	A Northern Ill.	94 96							

Non-Div I Games: William Woods 96 57 Illinois Col. 122 40

Western Ill.

Average RPI Win:	178	WON-LOST	WINNING	LAST 10	STRENGTH OF	OPP. STRENGTH	TEAM	ADJ.	CONF.	ADJ CONF.
Average RPI Loss:	39	RECORD	PCT. RANK	GAMES	SCHEDULE	OF SCHEDULE	RPI	RPI	RPI	RPI
DIV. I ONLY	4- 3	131	4- 3	39	40	45	45	16	16	
DIV. I NON-CONF.	4- 3	131	4- 3	39	40	45	45	16	16	
TOTALS	RPI 1-25	RPI 26-50	W-L RECORDS	RPI 51-100	RPI 101-150	RPI 150+				
4- 3	0- 2	1- 0	OVERALL	1- 0	0- 1	2- 0				
1- 1	0- 1	0- 0	HOME	0- 0	0- 0	1- 0				
1- 2	0- 1	0- 0	AWAY	0- 0	0- 1	1- 0				
2- 0	0- 0	1- 0	NEUTRAL	1- 0	0- 0	0- 0				
4- 3	0- 2	1- 0	NON-CONFERENCE	1- 0	0- 1	2- 0				
1- 1	0- 1	0- 0	HOME	0- 0	0- 0	1- 0				
1- 2	0- 1	0- 0	AWAY	0- 0	0- 1	1- 0				
2- 0	0- 0	1- 0	NEUTRAL	1- 0	0- 0	0- 0				
0- 0	0- 0	0- 0	CONFERENCE	0- 0	0- 0	0- 0				
0- 0	0- 0	0- 0	HOME	0- 0	0- 0	0- 0				
0- 0	0- 0	0- 0	AWAY	0- 0	0- 0	0- 0				
0- 0	0- 0	0- 0	NEUTRAL	0- 0	0- 0	0- 0				

RPI 1-25				RPI 26-50				Team's RPI: 45				RPI 51-100				RPI 101+			
RPI	S	Opponent	Score	RPI	S	Opponent	Score	RPI	S	Opponent	Score	RPI	S	Opponent	Score	RPI	S	Opponent	Score
2	H	Notre Dame	65 78	41	N	Missouri	79 76	94	N	Mercer	67 62	103	A	Indiana	71 73				
12	A	Iowa	97 104									255	A	Georgia St.	74 63				
												320	H	Evansville	92 54				
LAST 12 Division I GAMES:																			
				12	A	Iowa	97 104	320	H	Evansville	92 54								
				41	N	Missouri	79 76	255	A	Georgia St.	74 63								
								94	N	Mercer	67 62								
								103	A	Indiana	71 73								
								2	H	Notre Dame	65 78								

Non-Div I Games:

Western Ky.

Average RPI Win:	240	WON-LOST	WINNING	LAST 10	STRENGTH OF	OPP. STRENGTH	TEAM	ADJ.	CONF.	ADJ CONF.
Average RPI Loss:	31	RECORD	PCT. RANK	GAMES	SCHEDULE	OF SCHEDULE	RPI	RPI	RPI	RPI
DIV. I ONLY	3- 5	220	3- 5	46	107	70	70	8	8	
DIV. I NON-CONF.	3- 5	220	3- 5	46	107	70	70	8	8	
TOTALS	RPI 1-25	RPI 26-50	W-L RECORDS	RPI 51-100	RPI 101-150	RPI 150+				
3- 5	0- 2	0- 2	OVERALL	0- 1	1- 0	2- 0				
0- 0	0- 0	0- 0	HOME	0- 0	0- 0	0- 0				
2- 3	0- 1	0- 1	AWAY	0- 1	0- 0	2- 0				
1- 2	0- 1	0- 1	NEUTRAL	0- 0	1- 0	0- 0				
3- 5	0- 2	0- 2	NON-CONFERENCE	0- 1	1- 0	2- 0				
0- 0	0- 0	0- 0	HOME	0- 0	0- 0	0- 0				
2- 3	0- 1	0- 1	AWAY	0- 1	0- 0	2- 0				
1- 2	0- 1	0- 1	NEUTRAL	0- 0	1- 0	0- 0				
0- 0	0- 0	0- 0	CONFERENCE	0- 0	0- 0	0- 0				
0- 0	0- 0	0- 0	HOME	0- 0	0- 0	0- 0				
0- 0	0- 0	0- 0	AWAY	0- 0	0- 0	0- 0				
0- 0	0- 0	0- 0	NEUTRAL	0- 0	0- 0	0- 0				

RPI 1-25				RPI 26-50				RPI 51-100 Team's RPI: 70				RPI 101+			
RPI	S	Opponent	Score	RPI	S	Opponent	Score	RPI	S	Opponent	Score	RPI	S	Opponent	Score
10	N	St. John's (NY)	48 76	29	N	Rutgers	64 75	72	A	Michigan St.	62 65	150	N	ETSU	87 79
12	A	Iowa	56 79	30	A	New Mexico	76 88					228	A	New Mexico St.	64 55
												341	A	Loyola Chicago	65 47
LAST 12 Division I GAMES:															
72	A	Michigan St.	62 65	12	A	Iowa	56 79	150	N	ETSU	87 79	228	A	New Mexico St.	64 55
29	N	Rutgers	64 75	30	A	New Mexico	76 88								
10	N	St. John's (NY)	48 76												

Non-Div I Games: Olivet 86 37

Western Mich.

Average RPI Win:	264	WON-LOST	WINNING	LAST 10	STRENGTH OF	OPP. STRENGTH	TEAM	ADJ.	CONF.	ADJ CONF.
Average RPI Loss:	107	RECORD	PCT. RANK	GAMES	SCHEDULE	OF SCHEDULE	RPI	RPI	RPI	RPI
DIV. I ONLY	2- 7	275	2- 7	75	190	218	218	7	7	
DIV. I NON-CONF.	2- 7	275	2- 7	75	190	218	218	7	7	
TOTALS	RPI 1-25	RPI 26-50	W-L RECORDS	RPI 51-100	RPI 101-150	RPI 150+				
2- 7	0- 0	0- 2	OVERALL	0- 2	0- 1	2- 2				
1- 2	0- 0	0- 0	HOME	0- 0	0- 1	1- 1				
0- 4	0- 0	0- 2	AWAY	0- 2	0- 0	0- 0				
1- 1	0- 0	0- 0	NEUTRAL	0- 0	0- 0	1- 1				
2- 7	0- 0	0- 2	NON-CONFERENCE	0- 2	0- 1	2- 2				
1- 2	0- 0	0- 0	HOME	0- 0	0- 1	1- 1				
0- 4	0- 0	0- 2	AWAY	0- 2	0- 0	0- 0				
1- 1	0- 0	0- 0	NEUTRAL	0- 0	0- 0	1- 1				
0- 0	0- 0	0- 0	CONFERENCE	0- 0	0- 0	0- 0				
0- 0	0- 0	0- 0	HOME	0- 0	0- 0	0- 0				
0- 0	0- 0	0- 0	AWAY	0- 0	0- 0	0- 0				
0- 0	0- 0	0- 0	NEUTRAL	0- 0	0- 0	0- 0				

RPI 1-25				RPI 26-50				RPI 51-100				RPI 101+				Team's RPI: 218	
RPI	S	Opponent	Score	RPI	S	Opponent	Score	RPI	S	Opponent	Score	RPI	S	Opponent	Score		
				27	A	Tennessee	56 68	81	A	Oklahoma St.	67 91	143	H	South Dakota	48 62		
				30	A	New Mexico	62 76	100	A	Creighton	61 66	156	N	Illinois	67 68		
												211	H	Western Ill.	65 78		
												254	H	Missouri St.	72 58		
												273	N	UC Irvine	76 53		
LAST 12 Division I GAMES:																	
				273	N	UC Irvine	76 53	211	H	Western Ill.	65 78						
				156	N	Illinois	67 68	254	H	Missouri St.	72 58						
				30	A	New Mexico	62 76	100	A	Creighton	61 66						
				27	A	Tennessee	56 68										
				143	H	South Dakota	48 62										
				81	A	Oklahoma St.	67 91										

Non-Div I Games:

Wichita St.

Average RPI Win:	227	WON-LOST	WINNING	LAST 10	STRENGTH OF	OPP. STRENGTH	TEAM	ADJ.	CONF.	ADJ CONF.
Average RPI Loss:	10	RECORD	PCT. RANK	GAMES	SCHEDULE	OF SCHEDULE	RPI	RPI	RPI	RPI
DIV. I ONLY	7- 1	20	7- 1	213	152	59	59	10	10	
DIV. I NON-CONF.	7- 1	20	7- 1	213	152	59	59	10	10	
TOTALS	RPI 1-25	RPI 26-50	W-L RECORDS	RPI 51-100	RPI 101-150	RPI 150+				
7- 1	0- 1	0- 0	OVERALL	0- 0	0- 0	7- 0				
3- 0	0- 0	0- 0	HOME	0- 0	0- 0	3- 0				
4- 1	0- 1	0- 0	AWAY	0- 0	0- 0	4- 0				
0- 0	0- 0	0- 0	NEUTRAL	0- 0	0- 0	0- 0				
7- 1	0- 1	0- 0	NON-CONFERENCE	0- 0	0- 0	7- 0				
3- 0	0- 0	0- 0	HOME	0- 0	0- 0	3- 0				
4- 1	0- 1	0- 0	AWAY	0- 0	0- 0	4- 0				
0- 0	0- 0	0- 0	NEUTRAL	0- 0	0- 0	0- 0				
0- 0	0- 0	0- 0	CONFERENCE	0- 0	0- 0	0- 0				
0- 0	0- 0	0- 0	HOME	0- 0	0- 0	0- 0				
0- 0	0- 0	0- 0	AWAY	0- 0	0- 0	0- 0				
0- 0	0- 0	0- 0	NEUTRAL	0- 0	0- 0	0- 0				

RPI 1-25				RPI 26-50				RPI 51-100				Team's RPI: 59		RPI 101+			
RPI	S	Opponent	Score	RPI	S	Opponent	Score	RPI	S	Opponent	Score			RPI	S	Opponent	Score
10	A	St. John's (NY)	81 92											160	A	Saint Francis (PA)	92 86
														187	A	Richmond	78 64
														196	H	Davidson	73 55
														252	A	Howard	83 71
														253	H	Fairfield	57 47
														267	H	Loyola Maryland	70 49
														274	A	East Carolina	71 65
LAST 12 Division I GAMES:																	
				10	A	St. John's (NY)	81 92					160	A	Saint Francis (PA)	92 86		
				253	H	Fairfield	57 47					187	A	Richmond	78 64		
				252	A	Howard	83 71					196	H	Davidson	73 55		
												267	H	Loyola Maryland	70 49		
												274	A	East Carolina	71 65		

Non-Div I Games:

William & Mary

Average RPI Win:	0	WON-LOST	WINNING	LAST 10	STRENGTH OF	OPP. STRENGTH	TEAM	ADJ.	CONF.	ADJ CONF.
Average RPI Loss:	204	RECORD	PCT. RANK	GAMES	SCHEDULE	OF SCHEDULE	RPI	RPI	RPI	RPI
DIV. I ONLY	0- 6	323	0- 6	263	320	337	337	30	30	
DIV. I NON-CONF.	0- 6	323	0- 6	263	320	337	337	30	30	
TOTALS	RPI 1-25	RPI 26-50	W-L RECORDS	RPI 51-100	RPI 101-150	RPI 150+				
0- 6	0- 0	0- 0	OVERALL	0- 1	0- 1	0- 4				
0- 3	0- 0	0- 0	HOME	0- 0	0- 1	0- 2				
0- 3	0- 0	0- 0	AWAY	0- 1	0- 0	0- 2				
0- 0	0- 0	0- 0	NEUTRAL	0- 0	0- 0	0- 0				
0- 6	0- 0	0- 0	NON-CONFERENCE	0- 1	0- 1	0- 4				
0- 3	0- 0	0- 0	HOME	0- 0	0- 1	0- 2				
0- 3	0- 0	0- 0	AWAY	0- 1	0- 0	0- 2				
0- 0	0- 0	0- 0	NEUTRAL	0- 0	0- 0	0- 0				
0- 0	0- 0	0- 0	CONFERENCE	0- 0	0- 0	0- 0				
0- 0	0- 0	0- 0	HOME	0- 0	0- 0	0- 0				
0- 0	0- 0	0- 0	AWAY	0- 0	0- 0	0- 0				
0- 0	0- 0	0- 0	NEUTRAL	0- 0	0- 0	0- 0				

RPI 1-25				RPI 26-50				RPI 51-100				RPI 101+				Team's RPI: 337	
RPI	S	Opponent	Score	RPI	S	Opponent	Score	RPI	S	Opponent	Score	RPI	S	Opponent	Score		
								83	A	Elon	37	98	150	H	ETSU	63	74
												170	H	Duquesne	54	81	
												245	A	Akron	43	69	
												285	A	Marshall	40	70	
												288	H	South Carolina St.	37	65	
LAST 12 Division I GAMES:																	
				150	H	ETSU	63	74	288	H	South Carolina St.	37	65				
				285	A	Marshall	40	70	170	H	Duquesne	54	81				
				245	A	Akron	43	69	83	A	Elon	37	98				

Non-Div I Games: N.C. Wesleyan 94 50

Winthrop

Average RPI Win:	167	WON-LOST	WINNING	LAST 10	STRENGTH OF	OPP. STRENGTH	TEAM	ADJ.	CONF.	ADJ CONF.
Average RPI Loss:	48	RECORD	PCT. RANK	GAMES	SCHEDULE	OF SCHEDULE	RPI	RPI	RPI	RPI
DIV. I ONLY	5- 3	111	5- 3	134	8	82	82	4	4	
DIV. I NON-CONF.	5- 3	111	5- 3	134	8	82	82	4	4	
TOTALS	RPI 1-25	RPI 26-50	W-L RECORDS	RPI 51-100	RPI 101-150	RPI 150+				
5- 3	0- 2	0- 0	OVERALL	1- 0	1- 1	3- 0				
3- 1	0- 1	0- 0	HOME	1- 0	0- 0	2- 0				
1- 1	0- 0	0- 0	AWAY	0- 0	0- 1	1- 0				
1- 1	0- 1	0- 0	NEUTRAL	0- 0	1- 0	0- 0				
5- 3	0- 2	0- 0	NON-CONFERENCE	1- 0	1- 1	3- 0				
3- 1	0- 1	0- 0	HOME	1- 0	0- 0	2- 0				
1- 1	0- 0	0- 0	AWAY	0- 0	0- 1	1- 0				
1- 1	0- 1	0- 0	NEUTRAL	0- 0	1- 0	0- 0				
0- 0	0- 0	0- 0	CONFERENCE	0- 0	0- 0	0- 0				
0- 0	0- 0	0- 0	HOME	0- 0	0- 0	0- 0				
0- 0	0- 0	0- 0	AWAY	0- 0	0- 0	0- 0				
0- 0	0- 0	0- 0	NEUTRAL	0- 0	0- 0	0- 0				

RPI 1-25				RPI 26-50				RPI 51-100				RPI 101+			
RPI	S	Opponent	Score	RPI	S	Opponent	Score	RPI	S	Opponent	Score	RPI	S	Opponent	Score
4	H	Green Bay	34 67					79	H	La Salle	71 60	114	N	Vanderbilt	73 71
20	N	Syracuse	74 77									119	A	George Washington	46 61
												181	A	Pittsburgh	58 57
												199	H	Charlotte	80 66
												262	H	Southern U.	77 74
LAST 12 Division I GAMES:															
119	A	George Washington	46 61	79	H	La Salle	71 60								
20	N	Syracuse	74 77	181	A	Pittsburgh	58 57								
262	H	Southern U.	77 74	114	N	Vanderbilt	73 71								
4	H	Green Bay	34 67												
199	H	Charlotte	80 66												

Non-Div I Games:

Wisconsin

Wofford

Through Games Of Dec. 3, 2017

Average RPI Win:	334	WON-LOST	WINNING	LAST 10	STRENGTH OF	OPP. STRENGTH	TEAM	ADJ.	CONF.	ADJ CONF.
Average RPI Loss:	65	RECORD	PCT. RANK	GAMES	SCHEDULE	OF SCHEDULE	RPI	RPI	RPI	RPI
DIV. I ONLY	2- 3	214	2- 3	143	228	226	226	17	17	
DIV. I NON-CONF.	2- 3	214	2- 3	143	228	226	226	17	17	
TOTALS	RPI 1-25	RPI 26-50	W-L RECORDS	RPI 51-100	RPI 101-150	RPI 150+				
2- 3	0- 1	0- 1	OVERALL	0- 0	0- 1	2- 0				
2- 1	0- 0	0- 0	HOME	0- 0	0- 1	2- 0				
0- 2	0- 1	0- 1	AWAY	0- 0	0- 0	0- 0				
0- 0	0- 0	0- 0	NEUTRAL	0- 0	0- 0	0- 0				
2- 3	0- 1	0- 1	NON-CONFERENCE	0- 0	0- 1	2- 0				
2- 1	0- 0	0- 0	HOME	0- 0	0- 1	2- 0				
0- 2	0- 1	0- 1	AWAY	0- 0	0- 0	0- 0				
0- 0	0- 0	0- 0	NEUTRAL	0- 0	0- 0	0- 0				
0- 0	0- 0	0- 0	CONFERENCE	0- 0	0- 0	0- 0				
0- 0	0- 0	0- 0	HOME	0- 0	0- 0	0- 0				
0- 0	0- 0	0- 0	AWAY	0- 0	0- 0	0- 0				
0- 0	0- 0	0- 0	NEUTRAL	0- 0	0- 0	0- 0				

RPI 1-25				RPI 26-50				RPI 51-100				RPI 101+ Team's RPI: 226			
RPI	S	Opponent	Score	RPI	S	Opponent	Score	RPI	S	Opponent	Score	RPI	S	Opponent	Score
7	A	South Carolina	60 94	49	A	Georgia	56 95					140	H	Omaha	60 64
												324	H	N.C. Central	77 56
												343	H	UNC Asheville	70 68
LAST 12 Division I GAMES:															
				343	H	UNC Asheville	70 68	140	H	Omaha	60 64				
								324	H	N.C. Central	77 56				
								7	A	South Carolina	60 94				
								49	A	Georgia	56 95				

Non-Div I Games: Bob Jones 96 54 Southern Wesleyan 104 57

Wofford

Loss, Non-Conf, S Site, H Home A Away N Neutral

Average RPI Win:	230	WON-LOST	WINNING	LAST 10	STRENGTH OF	OPP. STRENGTH	TEAM	ADJ.	CONF.	ADJ CONF.
Average RPI Loss:	67	RECORD	PCT. RANK	GAMES	SCHEDULE	OF SCHEDULE	RPI	RPI	RPI	RPI
DIV. I ONLY	5- 2	72	5- 2	279	58	149	149	15	15	
DIV. I NON-CONF.	5- 2	72	5- 2	279	58	149	149	15	15	
TOTALS	RPI 1-25	RPI 26-50	W-L RECORDS	RPI 51-100	RPI 101-150	RPI 150+				
5- 2	0- 0	0- 1	OVERALL	0- 1	1- 0	4- 0				
3- 0	0- 0	0- 0	HOME	0- 0	0- 0	3- 0				
0- 1	0- 0	0- 1	AWAY	0- 0	0- 0	0- 0				
2- 1	0- 0	0- 0	NEUTRAL	0- 1	1- 0	1- 0				
5- 2	0- 0	0- 1	NON-CONFERENCE	0- 1	1- 0	4- 0				
3- 0	0- 0	0- 0	HOME	0- 0	0- 0	3- 0				
0- 1	0- 0	0- 1	AWAY	0- 0	0- 0	0- 0				
2- 1	0- 0	0- 0	NEUTRAL	0- 1	1- 0	1- 0				
0- 0	0- 0	0- 0	CONFERENCE	0- 0	0- 0	0- 0				
0- 0	0- 0	0- 0	HOME	0- 0	0- 0	0- 0				
0- 0	0- 0	0- 0	AWAY	0- 0	0- 0	0- 0				
0- 0	0- 0	0- 0	NEUTRAL	0- 0	0- 0	0- 0				

RPI 1-25			RPI 26-50			RPI 51-100			RPI 101+			Team's RPI: 149
RPI	S	Opponent	Score	RPI	S	Opponent	Score	RPI	S	Opponent	Score	
				41	A	Missouri	80 82	92	N	Providence	69 74	127 N Stetson 64 59
												187 N Richmond 85 69
												237 H Tennessee Tech 82 59
												268 H Eastern Ill. 81 46
												329 H Chicago St. 84 39
LAST 12 Division I GAMES:												
				187	N	Richmond	85 69	329	H	Chicago St.	84 39	
				92	N	Providence	69 74	237	H	Tennessee Tech	82 59	
				127	N	Stetson	64 59					
				41	A	Missouri	80 82					
				268	H	Eastern Ill.	81 46					

Non-Div I Games: Northwestern Ohio 106 52

Wright St.

Average RPI Win:	213	WON-LOST	WINNING	LAST 10	STRENGTH OF	OPP. STRENGTH	TEAM	ADJ.	CONF.	ADJ CONF.
Average RPI Loss:	140	RECORD	PCT. RANK	GAMES	SCHEDULE	OF SCHEDULE	RPI	RPI	RPI	RPI
DIV. I ONLY	4- 3	131	4- 3	161	267	167	167	27	27	
DIV. I NON-CONF.	4- 3	131	4- 3	161	267	167	167	27	27	
TOTALS	RPI 1-25	RPI 26-50	W-L RECORDS	RPI 51-100	RPI 101-150	RPI 150+				
4- 3	0- 0	0- 0	OVERALL	0- 1	1- 0	3- 2				
3- 0	0- 0	0- 0	HOME	0- 0	1- 0	2- 0				
1- 1	0- 0	0- 0	AWAY	0- 0	0- 0	1- 1				
0- 2	0- 0	0- 0	NEUTRAL	0- 1	0- 0	0- 1				
4- 3	0- 0	0- 0	NON-CONFERENCE	0- 1	1- 0	3- 2				
3- 0	0- 0	0- 0	HOME	0- 0	1- 0	2- 0				
1- 1	0- 0	0- 0	AWAY	0- 0	0- 0	1- 1				
0- 2	0- 0	0- 0	NEUTRAL	0- 1	0- 0	0- 1				
0- 0	0- 0	0- 0	CONFERENCE	0- 0	0- 0	0- 0				
0- 0	0- 0	0- 0	HOME	0- 0	0- 0	0- 0				
0- 0	0- 0	0- 0	AWAY	0- 0	0- 0	0- 0				
0- 0	0- 0	0- 0	NEUTRAL	0- 0	0- 0	0- 0				

RPI 1-25			RPI 26-50			RPI 51-100			RPI 101+			Team's RPI: 167
RPI	S	Opponent	Score	RPI	S	Opponent	Score	RPI	S	Opponent	Score	
						73 N IUPUI	59 65	117 H Idaho St.			61 53	
								162 H Drake			75 61	
								171 N UNI			40 55	
								175 A Montana St.			46 50	
								259 A Denver			61 51	
								315 H Montana			67 62	
LAST 12 Division I GAMES:												
				117 H Idaho St.			61 53	175 A Montana St.			46 50	
						73 N IUPUI		59 65				
						171 N UNI		40 55				
						162 H Drake		75 61				
						259 A Denver		61 51				
						315 H Montana		67 62				

Non-Div I Games: Adams St. 73 47

Wyoming

x
a
v
i
e
r

X
a
v
i
e
r

Xavier

Average RPI Win:	182	WON-LOST	WINNING	LAST 10	STRENGTH OF	OPP. STRENGTH	TEAM	ADJ.	CONF.	ADJ CONF.
Average RPI Loss:	79	RECORD	PCT. RANK	GAMES	SCHEDULE	OF SCHEDULE	RPI	RPI	RPI	RPI
DIV. I ONLY	4- 3	131	4- 3	15	258	51	51	9	9	
DIV. I NON-CONF.	4- 3	131	4- 3	15	258	51	51	9	9	
TOTALS	RPI 1-25	RPI 26-50	W-L RECORDS	RPI 51-100	RPI 101-150	RPI 150+				
4- 3	0- 0	1- 1	OVERALL	0- 1	0- 1	3- 0				
2- 2	0- 0	0- 0	HOME	0- 1	0- 1	2- 0				
2- 1	0- 0	1- 1	AWAY	0- 0	0- 0	1- 0				
0- 0	0- 0	0- 0	NEUTRAL	0- 0	0- 0	0- 0				
4- 3	0- 0	1- 1	NON-CONFERENCE	0- 1	0- 1	3- 0				
2- 2	0- 0	0- 0	HOME	0- 1	0- 1	2- 0				
2- 1	0- 0	1- 1	AWAY	0- 0	0- 0	1- 0				
0- 0	0- 0	0- 0	NEUTRAL	0- 0	0- 0	0- 0				
0- 0	0- 0	0- 0	CONFERENCE	0- 0	0- 0	0- 0				
0- 0	0- 0	0- 0	HOME	0- 0	0- 0	0- 0				
0- 0	0- 0	0- 0	AWAY	0- 0	0- 0	0- 0				
0- 0	0- 0	0- 0	NEUTRAL	0- 0	0- 0	0- 0				

RPI 1-25				RPI 26-50				RPI 51-100				Team's RPI: 51	RPI 101+			
RPI	S	Opponent	Score	RPI	S	Opponent	Score	RPI	S	Opponent	Score		RPI	S	Opponent	Score
				26	A	Kansas	75 81	92	H	Providence	51 55		120	H	Army West Point	65 82
				50	A	TCU	82 72						201	H	Colgate	82 56
													234	H	LIU Brooklyn	62 51
													244	A	Binghamton	73 69
LAST 12 Division I GAMES:																
				244	A	Binghamton	73 69	92	H	Providence	51 55					
								120	H	Army West Point	65 82					
								50	A	TCU	82 72					
								26	A	Kansas	75 81					
								201	H	Colgate	82 56					
								234	H	LIU Brooklyn	62 51					

Non-Div I Games:

Yale

Average RPI Win:	341	WON-LOST	WINNING	LAST 10	STRENGTH OF	OPP. STRENGTH	TEAM	ADJ.	CONF.	ADJ CONF.
Average RPI Loss:	193	RECORD	PCT. RANK	GAMES	SCHEDULE	OF SCHEDULE	RPI	RPI	RPI	RPI
DIV. I ONLY	1- 5	288	1- 5	169	345	281	281	15	15	
DIV. I NON-CONF.	1- 5	288	1- 5	169	345	281	281	15	15	
TOTALS	RPI 1-25	RPI 26-50	W-L RECORDS	RPI 51-100	RPI 101-150	RPI 150+				
1- 5	0- 0	0- 0	OVERALL	0- 0	0- 1	1- 4				
0- 2	0- 0	0- 0	HOME	0- 0	0- 0	0- 2				
1- 3	0- 0	0- 0	AWAY	0- 0	0- 1	1- 2				
0- 0	0- 0	0- 0	NEUTRAL	0- 0	0- 0	0- 0				
1- 5	0- 0	0- 0	NON-CONFERENCE	0- 0	0- 1	1- 4				
0- 2	0- 0	0- 0	HOME	0- 0	0- 0	0- 2				
1- 3	0- 0	0- 0	AWAY	0- 0	0- 1	1- 2				
0- 0	0- 0	0- 0	NEUTRAL	0- 0	0- 0	0- 0				
0- 0	0- 0	0- 0	CONFERENCE	0- 0	0- 0	0- 0				
0- 0	0- 0	0- 0	HOME	0- 0	0- 0	0- 0				
0- 0	0- 0	0- 0	AWAY	0- 0	0- 0	0- 0				
0- 0	0- 0	0- 0	NEUTRAL	0- 0	0- 0	0- 0				

RPI 1-25			RPI 26-50			RPI 51-100			RPI 101+			Team's RPI: 281
RPI	S	Opponent	Score	RPI	S	Opponent	Score	RPI	S	Opponent	Score	
								121	A	American	72	78
								181	A	Pittsburgh	58	66
								203	H	Bucknell	60	66
								223	A	Robert Morris	52	84
								239	H	Kent St.	44	55
								341	A	Loyola Chicago	73	49
LAST 12 Division I GAMES:												
				121	A	American	72	78				
				223	A	Robert Morris	52	84				
				203	H	Bucknell	60	66				
				341	A	Loyola Chicago	73	49				
				239	H	Kent St.	44	55				
				181	A	Pittsburgh	58	66				

Non-Div I Games: Ohio Valley 86 59

Youngstown St.