

Average RPI Win:	297	WON-LOST	WINNING	LAST 10	STRENGTH OF	OPP. STRENGTH	TEAM	ADJ.	CONF.	ADJ CONF.
Average RPI Loss:	110	RECORD	PCT. RANK	GAMES	SCHEDULE	OF SCHEDULE	RPI	RPI	RPI	RPI
DIV. I ONLY	5- 4	136	5-4	337	64	223	223	26	26	
DIV. I NON-CONF.	3- 4	202	3-4	320	38	223	223	24	24	
TOTALS	RPI 1-25	RPI 26-50	W-L RECORDS	RPI 51-100	RPI 101-150	RPI 150+				
5- 4	0- 2	0- 0	OVERALL	0- 0	0- 0	5- 2				
3- 0	0- 0	0- 0	HOME	0- 0	0- 0	3- 0				
1- 4	0- 2	0- 0	AWAY	0- 0	0- 0	1- 2				
1- 0	0- 0	0- 0	NEUTRAL	0- 0	0- 0	1- 0				
3- 4	0- 2	0- 0	NON-CONFERENCE	0- 0	0- 0	3- 2				
1- 0	0- 0	0- 0	HOME	0- 0	0- 0	1- 0				
1- 4	0- 2	0- 0	AWAY	0- 0	0- 0	1- 2				
1- 0	0- 0	0- 0	NEUTRAL	0- 0	0- 0	1- 0				
2- 0	0- 0	0- 0	CONFERENCE	0- 0	0- 0	2- 0				
2- 0	0- 0	0- 0	HOME	0- 0	0- 0	2- 0				
0- 0	0- 0	0- 0	AWAY	0- 0	0- 0	0- 0				
0- 0	0- 0	0- 0	NEUTRAL	0- 0	0- 0	0- 0				

RPI 1-25				RPI 26-50				RPI 51-100				RPI 101+ Team's RPI: 223			
RPI	S	Opponent	Score	RPI	S	Opponent	Score	RPI	S	Opponent	Score	RPI	S	Opponent	Score
2	A	Missouri St.	51 79									167	A	Texas St.	48 57
11	A	Texas A&M	48 85									234	N	Prairie View	64 52
												259	A	South Alabama	82 83
												269	H	Nicholls St.	55 49
												300	H	Central Ark.	67 47
												342	A	UTRGV	59 54
												342	H	UTRGV	61 50
LAST 10 Division I															
11	A	Texas A&M	48 85	342	H	UTRGV	61 50								
300	H	Central Ark.	67 47	234	N	Prairie View	64 52								
269	H	Nicholls St.	55 49	259	A	South Alabama	82 83								
342	A	UTRGV	59 54	2	A	Missouri St.	51 79								
167	A	Texas St.	48 57												

Non-Div I Games: UNKNOWN 75 55 Huston-Tillotson 63 49 Texas Wesleyan 90 52

Average RPI Win:	219	WON-LOST	WINNING	LAST 10	STRENGTH OF	OPP. STRENGTH	TEAM	ADJ.	CONF.	ADJ CONF.
Average RPI Loss:	40	RECORD	PCT. RANK	GAMES	SCHEDULE	OF SCHEDULE	RPI	RPI	RPI	RPI
DIV. I ONLY	6- 1	30	6-1	333	15	102	102	26	26	
DIV. I NON-CONF.	4- 1	55	4-1	286	39	76	76	24	24	
TOTALS	RPI 1-25	RPI 26-50	W-L RECORDS	RPI 51-100	RPI 101-150	RPI 150+				
6- 1	0- 0	0- 1	OVERALL	0- 0	0- 0	6- 0				
3- 0	0- 0	0- 0	HOME	0- 0	0- 0	3- 0				
3- 1	0- 0	0- 1	AWAY	0- 0	0- 0	3- 0				
0- 0	0- 0	0- 0	NEUTRAL	0- 0	0- 0	0- 0				
4- 1	0- 0	0- 1	NON-CONFERENCE	0- 0	0- 0	4- 0				
2- 0	0- 0	0- 0	HOME	0- 0	0- 0	2- 0				
2- 1	0- 0	0- 1	AWAY	0- 0	0- 0	2- 0				
0- 0	0- 0	0- 0	NEUTRAL	0- 0	0- 0	0- 0				
2- 0	0- 0	0- 0	CONFERENCE	0- 0	0- 0	2- 0				
1- 0	0- 0	0- 0	HOME	0- 0	0- 0	1- 0				
1- 0	0- 0	0- 0	AWAY	0- 0	0- 0	1- 0				
0- 0	0- 0	0- 0	NEUTRAL	0- 0	0- 0	0- 0				

RPI 1-25			RPI 26-50			RPI 51-100			RPI 101+			Team's RPI: 102
RPI	S	Opponent	Score	RPI	S	Opponent	Score	RPI	S	Opponent	Score	
				40	A	Oklahoma	65 78					
								164	A	Portland	76 69	
								168	H	New Orleans	76 62	
								191	A	Wright St.	83 64	
								205	H	Tulsa	73 63	
								269	A	Nicholls St.	95 84	
								319	H	New Mexico St.	67 54	
LAST 10 Division I												
				269	A	Nicholls St.	95 84	319	H	New Mexico St.	67 54	
				168	H	New Orleans	76 62	191	A	Wright St.	83 64	
				205	H	Tulsa	73 63					
				164	A	Portland	76 69					
				40	A	Oklahoma	65 78					

Non-Div I Games: Howard Payne 96 38 Schreiner 110 37 Southwest (NM) 104 52 McMurry 111 43
Abilene Christian

Loss, Non-Conf, S Site, H Home A Away N Neutral

Air Force

Through Games Of Dec. 29, 2019

Average RPI Win:	310	WON-LOST	WINNING	LAST 10	STRENGTH OF	OPP. STRENGTH	TEAM	ADJ.	CONF.	ADJ CONF.
Average RPI Loss:	186	RECORD	PCT. RANK	GAMES	SCHEDULE	OF SCHEDULE	RPI	RPI	RPI	RPI
DIV. I ONLY	2- 10	315	1-9	216	309	313	313	24	24	
DIV. I NON-CONF.	1- 9	326	0-8	231	282	329	329	25	25	
TOTALS	RPI 1-25	RPI 26-50	W-L RECORDS	RPI 51-100	RPI 101-150	RPI 150+				
2- 10	0- 0	0- 0	OVERALL	0- 1	0- 2	2- 7				
1- 4	0- 0	0- 0	HOME	0- 0	0- 0	1- 4				
1- 6	0- 0	0- 0	AWAY	0- 1	0- 2	1- 3				
0- 0	0- 0	0- 0	NEUTRAL	0- 0	0- 0	0- 0				
1- 9	0- 0	0- 0	NON-CONFERENCE	0- 1	0- 2	1- 6				
1- 3	0- 0	0- 0	HOME	0- 0	0- 0	1- 3				
0- 6	0- 0	0- 0	AWAY	0- 1	0- 2	0- 3				
0- 0	0- 0	0- 0	NEUTRAL	0- 0	0- 0	0- 0				
1- 1	0- 0	0- 0	CONFERENCE	0- 0	0- 0	1- 1				
0- 1	0- 0	0- 0	HOME	0- 0	0- 0	0- 1				
1- 0	0- 0	0- 0	AWAY	0- 0	0- 0	1- 0				
0- 0	0- 0	0- 0	NEUTRAL	0- 0	0- 0	0- 0				

RPI 1-25				RPI 26-50				RPI 51-100				RPI 101+				Team's RPI: 313	
RPI	S	Opponent	Score	RPI	S	Opponent	Score	RPI	S	Opponent	Score	RPI	S	Opponent	Score		
								64	A	Arizona St.	56	87	117	A	Tennessee	54	81
												139	A	Northern Colo.	62	72	
												164	H	Portland	56	72	
												177	H	Wyoming	63	65	
												208	A	Cal St. Fullerton	70	79	
												217	H	San Diego	59	70	
												237	A	Long Beach St.	68	74	
												262	A	Navy	59	67	
												273	H	Army West Point	66	68	
												308	A	Nevada	68	61	
												311	H	NJIT	68	48	
LAST 10 Division I																	
				117	A	Tennessee	54	81		208	A	Cal St. Fullerton	70	79			
				262	A	Navy	59	67		237	A	Long Beach St.	68	74			
				164	H	Portland	56	72		308	A	Nevada	68	61			
				139	A	Northern Colo.	62	72		177	H	Wyoming	63	65			
				217	H	San Diego	59	70		273	H	Army West Point	66	68			

Non-Div I Games:

Air Force

Loss, Non-Conf, S Site, H Home A Away N Neutral

Average RPI Win:	244	WON-LOST	WINNING	LAST 10	STRENGTH OF	OPP. STRENGTH	TEAM	ADJ.	CONF.	ADJ CONF.
Average RPI Loss:	109	RECORD	PCT. RANK	GAMES	SCHEDULE	OF SCHEDULE	RPI	RPI	RPI	RPI
DIV. I ONLY	7- 4	101	6-4	166	247	127	127	10	10	
DIV. I NON-CONF.	7- 4	99	6-4	168	251	129	129	10	10	
TOTALS	RPI 1-25	RPI 26-50	W-L RECORDS	RPI 51-100	RPI 101-150	RPI 150+				
7- 4	0- 0	0- 1	OVERALL	1- 1	1- 1	5- 1				
3- 2	0- 0	0- 1	HOME	1- 1	1- 0	1- 0				
2- 2	0- 0	0- 0	AWAY	0- 0	0- 1	2- 1				
2- 0	0- 0	0- 0	NEUTRAL	0- 0	0- 0	2- 0				
7- 4	0- 0	0- 1	NON-CONFERENCE	1- 1	1- 1	5- 1				
3- 2	0- 0	0- 1	HOME	1- 1	1- 0	1- 0				
2- 2	0- 0	0- 0	AWAY	0- 0	0- 1	2- 1				
2- 0	0- 0	0- 0	NEUTRAL	0- 0	0- 0	2- 0				
0- 0	0- 0	0- 0	CONFERENCE	0- 0	0- 0	0- 0				
0- 0	0- 0	0- 0	HOME	0- 0	0- 0	0- 0				
0- 0	0- 0	0- 0	AWAY	0- 0	0- 0	0- 0				
0- 0	0- 0	0- 0	NEUTRAL	0- 0	0- 0	0- 0				

RPI 1-25				RPI 26-50				RPI 51-100				RPI 101+				Team's RPI: 127	
RPI	S	Opponent	Score	RPI	S	Opponent	Score	RPI	S	Opponent	Score	RPI	S	Opponent	Score		
				49	H	Michigan	71 80	69	H	N.C. A&T	64 52	137	A	Butler	55 76		
								95	H	Duquesne	63 88	141	H	Youngstown St.	91 62		
												154	A	Cleveland St.	62 66		
												276	N	Morgan St.	52 45		
												279	N	Denver	88 72		
												281	A	St. Bonaventure	63 54		
												325	H	Purdue Fort Wayne	64 53		
												334	A	Detroit Mercy	81 60		
LAST 10 Division I																	
				95	H	Duquesne	63 88	276	N	Morgan St.	52 45						
				154	A	Cleveland St.	62 66	279	N	Denver	88 72						
				334	A	Detroit Mercy	81 60	69	H	N.C. A&T	64 52						
				141	H	Youngstown St.	91 62	137	A	Butler	55 76						
				49	H	Michigan	71 80	325	H	Purdue Fort Wayne	64 53						

Non-Div I Games:

Akron

 Loss,
 Non-Conf,
 S Site,
 H Home
 A Away
N Neutral

Alabama

Through Games Of Dec. 29, 2019

Average RPI Win: 179	WON-LOST	WINNING	LAST 10	STRENGTH OF	OPP. STRENGTH	TEAM	ADJ.	CONF.	ADJ CONF.
Average RPI Loss: 143	RECORD	PCT. RANK	GAMES	SCHEDULE	OF SCHEDULE	RPI	RPI	RPI	RPI
DIV. I ONLY	10- 3	56	8-2	147	208	87	87	4	4
DIV. I NON-CONF.	10- 3	61	8-2	146	208	89	89	4	4
TOTALS	RPI 1-25	RPI 26-50	W-L RECORDS	RPI 51-100	RPI 101-150	RPI 150+			
10- 3	0- 0	1- 0	OVERALL	1- 1	2- 0	6- 2			
6- 2	0- 0	0- 0	HOME	1- 0	2- 0	3- 2			
3- 0	0- 0	0- 0	AWAY	0- 0	0- 0	3- 0			
1- 1	0- 0	1- 0	NEUTRAL	0- 1	0- 0	0- 0			
10- 3	0- 0	1- 0	NON-CONFERENCE	1- 1	2- 0	6- 2			
6- 2	0- 0	0- 0	HOME	1- 0	2- 0	3- 2			
3- 0	0- 0	0- 0	AWAY	0- 0	0- 0	3- 0			
1- 1	0- 0	1- 0	NEUTRAL	0- 1	0- 0	0- 0			
0- 0	0- 0	0- 0	CONFERENCE	0- 0	0- 0	0- 0			
0- 0	0- 0	0- 0	HOME	0- 0	0- 0	0- 0			
0- 0	0- 0	0- 0	AWAY	0- 0	0- 0	0- 0			
0- 0	0- 0	0- 0	NEUTRAL	0- 0	0- 0	0- 0			

RPI 1-25				RPI 26-50				RPI 51-100				Team's RPI: 87	RPI 101+			
RPI	S	Opponent	Score	RPI	S	Opponent	Score	RPI	S	Opponent	Score		RPI	S	Opponent	Score
				46	N	UNI	87 77	67	H	Colgate	72 52		123	H	North Carolina	83 77
								82	N	Southern California	57 60		147	H	Bethune-Cookman	60 49
													157	H	Iowa St.	66 75
													162	A	Clemson	67 54
													176	A	Tulane	66 56
													190	H	Hampton	61 64
													226	H	Southeastern La.	87 50
													259	A	South Alabama	74 62
													267	H	Radford	85 51
													315	H	Mercer	111 56
LAST 10 Division I																
				67	H	Colgate	72 52	226	H	Southeastern La.	87 50					
				157	H	Iowa St.	66 75	267	H	Radford	85 51					
				82	N	Southern California	57 60	147	H	Bethune-Cookman	60 49					
				46	N	UNI	87 77	123	H	North Carolina	83 77					
				176	A	Tulane	66 56	259	A	South Alabama	74 62					

Non-Div I Games:

Alabama

■ Loss,
 ■ Non-Conf, S Site,
 ■ Home
 ■ Away
 N Neutral

Alabama A&M

Through Games Of Dec. 29, 2019

Average RPI Win:	311	WON-LOST	WINNING	LAST 10	STRENGTH OF	OPP. STRENGTH	TEAM	ADJ.	CONF.	ADJ CONF.
Average RPI Loss:	137	RECORD	PCT. RANK	GAMES	SCHEDULE	OF SCHEDULE	RPI	RPI	RPI	RPI
DIV. I ONLY	4- 6	213	4-6	148	327	179	179	28	28	
DIV. I NON-CONF.	4- 6	213	4-6	147	329	178	178	28	28	
TOTALS	RPI 1-25	RPI 26-50	W-L RECORDS	RPI 51-100	RPI 101-150	RPI 150+				
4- 6	0- 0	0- 0	OVERALL	0- 3	0- 1	4- 2				
0- 2	0- 0	0- 0	HOME	0- 2	0- 0	0- 0				
4- 3	0- 0	0- 0	AWAY	0- 1	0- 1	4- 1				
0- 1	0- 0	0- 0	NEUTRAL	0- 0	0- 0	0- 1				
4- 6	0- 0	0- 0	NON-CONFERENCE	0- 3	0- 1	4- 2				
0- 2	0- 0	0- 0	HOME	0- 2	0- 0	0- 0				
4- 3	0- 0	0- 0	AWAY	0- 1	0- 1	4- 1				
0- 1	0- 0	0- 0	NEUTRAL	0- 0	0- 0	0- 1				
0- 0	0- 0	0- 0	CONFERENCE	0- 0	0- 0	0- 0				
0- 0	0- 0	0- 0	HOME	0- 0	0- 0	0- 0				
0- 0	0- 0	0- 0	AWAY	0- 0	0- 0	0- 0				
0- 0	0- 0	0- 0	NEUTRAL	0- 0	0- 0	0- 0				

RPI 1-25				RPI 26-50				RPI 51-100				RPI 101+				Team's RPI: 179	
RPI	S	Opponent	Score	RPI	S	Opponent	Score	RPI	S	Opponent	Score	RPI	S	Opponent	Score		
								56	H	Austin Peay	61	67	131	A	Cincinnati	47	62
								62	H	North Florida	64	73	247	N	North Ala.	65	80
								74	A	Nebraska	46	68	250	A	California Baptist	55	60
													279	A	Denver	86	83
													309	A	San Diego St.	61	53
													310	A	Georgia St.	67	52
													346	A	Florida A&M	77	53
LAST 10 Division I																	
		247	N	North Ala.	65	80		346	A	Florida A&M	77	53					
		310	A	Georgia St.	67	52		131	A	Cincinnati	47	62					
		62	H	North Florida	64	73		56	H	Austin Peay	61	67					
		250	A	California Baptist	55	60		279	A	Denver	86	83					
		309	A	San Diego St.	61	53		74	A	Nebraska	46	68					

Non-Div I Games:

Alabama A&M

■ Loss,
 ■ Non-Conf,
 ■ S Site,
 ■ H Home
 ■ A Away
 N Neutral

Average RPI Win:	337	WON-LOST	WINNING	LAST 10	STRENGTH OF	OPP. STRENGTH	TEAM	ADJ.	CONF.	ADJ CONF.
Average RPI Loss:	137	RECORD	PCT. RANK	GAMES	SCHEDULE	OF SCHEDULE	RPI	RPI	RPI	RPI
DIV. I ONLY	1- 8	322	1-8	102	146	292	292	28	28	
DIV. I NON-CONF.	1- 8	322	1-8	98	148	295	295	28	28	
TOTALS	RPI 1-25	RPI 26-50	W-L RECORDS	RPI 51-100	RPI 101-150	RPI 150+				
1- 8	0- 2	0- 0	OVERALL	0- 1	0- 1	1- 4				
1- 2	0- 0	0- 0	HOME	0- 0	0- 0	1- 2				
0- 6	0- 2	0- 0	AWAY	0- 1	0- 1	0- 2				
0- 0	0- 0	0- 0	NEUTRAL	0- 0	0- 0	0- 0				
1- 8	0- 2	0- 0	NON-CONFERENCE	0- 1	0- 1	1- 4				
1- 2	0- 0	0- 0	HOME	0- 0	0- 0	1- 2				
0- 6	0- 2	0- 0	AWAY	0- 1	0- 1	0- 2				
0- 0	0- 0	0- 0	NEUTRAL	0- 0	0- 0	0- 0				
0- 0	0- 0	0- 0	CONFERENCE	0- 0	0- 0	0- 0				
0- 0	0- 0	0- 0	HOME	0- 0	0- 0	0- 0				
0- 0	0- 0	0- 0	AWAY	0- 0	0- 0	0- 0				
0- 0	0- 0	0- 0	NEUTRAL	0- 0	0- 0	0- 0				

RPI 1-25				RPI 26-50				RPI 51-100				RPI 101+ Team's RPI: 292			
RPI	S	Opponent	Score	RPI	S	Opponent	Score	RPI	S	Opponent	Score	RPI	S	Opponent	Score
6	A	South Carolina	43 103					89	A	Wisconsin	67 85	136	A	South Fla.	29 80
9	A	DePaul	76 105									155	H	Samford	48 83
												162	A	Clemson	43 76
												247	H	North Ala.	60 81
												293	A	Ole Miss	66 93
												337	H	Jacksonville St.	68 63
LAST 10 Division I															
136	A	South Fla.	29 80	293	A	Ole Miss	66 93								
155	H	Samford	48 83	247	H	North Ala.	60 81								
337	H	Jacksonville St.	68 63	9	A	DePaul	76 105								
162	A	Clemson	43 76	89	A	Wisconsin	67 85								
6	A	South Carolina	43 103												

Non-Div I Games: Mobile 76 66 Paine 84 58

Alabama St.

■ Loss,
 ■ Non-Conf,
 ■ S Site,
 ■ Home
 ■ A Away
 N Neutral

Albany (NY)

Through Games Of Dec. 29, 2019

Average RPI Win:	273	WON-LOST	WINNING	LAST 10	STRENGTH OF	OPP. STRENGTH	TEAM	ADJ.	CONF.	ADJ CONF.
Average RPI Loss:	207	RECORD	PCT. RANK	GAMES	SCHEDULE	OF SCHEDULE	RPI	RPI	RPI	RPI
DIV. I ONLY	3- 9	272	2-8	335	229	330	330	27	27	
DIV. I NON-CONF.	3- 9	276	2-8	335	231	332	332	27	27	
TOTALS	RPI 1-25	RPI 26-50	W-L RECORDS	RPI 51-100	RPI 101-150	RPI 150+				
3- 9	0- 0	0- 0	OVERALL	0- 2	1- 0	2- 7				
1- 5	0- 0	0- 0	HOME	0- 0	1- 0	0- 5				
2- 4	0- 0	0- 0	AWAY	0- 2	0- 0	2- 2				
0- 0	0- 0	0- 0	NEUTRAL	0- 0	0- 0	0- 0				
3- 9	0- 0	0- 0	NON-CONFERENCE	0- 2	1- 0	2- 7				
1- 5	0- 0	0- 0	HOME	0- 0	1- 0	0- 5				
2- 4	0- 0	0- 0	AWAY	0- 2	0- 0	2- 2				
0- 0	0- 0	0- 0	NEUTRAL	0- 0	0- 0	0- 0				
0- 0	0- 0	0- 0	CONFERENCE	0- 0	0- 0	0- 0				
0- 0	0- 0	0- 0	HOME	0- 0	0- 0	0- 0				
0- 0	0- 0	0- 0	AWAY	0- 0	0- 0	0- 0				
0- 0	0- 0	0- 0	NEUTRAL	0- 0	0- 0	0- 0				

RPI 1-25				RPI 26-50				RPI 51-100				RPI 101+				Team's RPI: 330	
RPI	S	Opponent	Score	RPI	S	Opponent	Score	RPI	S	Opponent	Score	RPI	S	Opponent	Score		
								65	A	Marist	52	76	148	H	Columbia	82	78
								94	A	Syracuse	53	75	159	H	Cornell	51	71
													199	H	Monmouth	41	53
													210	H	Boston U.	58	60
													260	H	St. Francis Brooklyn	41	49
													278	H	Lafayette	47	54
													284	A	Siena	46	52
													317	A	Bryant	55	68
													328	A	Central Conn. St.	73	63
													343	A	Canisius	70	53
LAST 10 Division I																	
				343	A	Canisius	70	53					199	H	Monmouth	41	53
				278	H	Lafayette	47	54					317	A	Bryant	55	68
				210	H	Boston U.	58	60					260	H	St. Francis Brooklyn	41	49
				94	A	Syracuse	53	75					284	A	Siena	46	52
				65	A	Marist	52	76					328	A	Central Conn. St.	73	63

Non-Div I Games: FDU-Florham 81 21

Albany (NY)

Loss, Non-Conf, S Site, H Home A Away N Neutral

Average RPI Win:	336	WON-LOST	WINNING	LAST 10	STRENGTH OF	OPP. STRENGTH	TEAM	ADJ.	CONF.	ADJ CONF.
Average RPI Loss:	190	RECORD	PCT. RANK	GAMES	SCHEDULE	OF SCHEDULE	RPI	RPI	RPI	RPI
DIV. I ONLY	2- 7	287	2-7	291	271	320	320	28	28	
DIV. I NON-CONF.	2- 7	287	2-7	293	270	318	318	28	28	
TOTALS	RPI 1-25	RPI 26-50	W-L RECORDS	RPI 51-100	RPI 101-150	RPI 150+				
2- 7	0- 0	0- 0	OVERALL	0- 0	0- 3	2- 4				
1- 1	0- 0	0- 0	HOME	0- 0	0- 1	1- 0				
1- 4	0- 0	0- 0	AWAY	0- 0	0- 2	1- 2				
0- 2	0- 0	0- 0	NEUTRAL	0- 0	0- 0	0- 2				
2- 7	0- 0	0- 0	NON-CONFERENCE	0- 0	0- 3	2- 4				
1- 1	0- 0	0- 0	HOME	0- 0	0- 1	1- 0				
1- 4	0- 0	0- 0	AWAY	0- 0	0- 2	1- 2				
0- 2	0- 0	0- 0	NEUTRAL	0- 0	0- 0	0- 2				
0- 0	0- 0	0- 0	CONFERENCE	0- 0	0- 0	0- 0				
0- 0	0- 0	0- 0	HOME	0- 0	0- 0	0- 0				
0- 0	0- 0	0- 0	AWAY	0- 0	0- 0	0- 0				
0- 0	0- 0	0- 0	NEUTRAL	0- 0	0- 0	0- 0				

RPI 1-25			RPI 26-50			RPI 51-100			RPI 101+			Team's RPI: 320
RPI	S	Opponent	Score	RPI	S	Opponent	Score	RPI	S	Opponent	Score	
								132	H	UAB	65	86
								142	A	SFA	62	67
								143	A	Memphis	51	57
								162	N	Clemson	46	77
								204	A	North Texas	31	67
								254	A	UTEP	47	92
								293	N	Ole Miss	55	73
								326	A	Tennessee St.	62	57
								346	H	Florida A&M	58	42
LAST 10 Division I												
254	A	UTEP	47	92	132	H	UAB	65	86			
204	A	North Texas	31	67	346	H	Florida A&M	58	42			
142	A	SFA	62	67	162	N	Clemson	46	77			
143	A	Memphis	51	57	293	N	Ole Miss	55	73			
					326	A	Tennessee St.	62	57			

Non-Div I Games: Tougaloo 85 61 Louisiana Col. 86 50

Alcorn

Loss, Non-Conf, S Site, H Home A Away N Neutral

Average RPI Win:	192	WON-LOST	WINNING	LAST 10	STRENGTH OF	OPP. STRENGTH	TEAM	ADJ.	CONF.	ADJ CONF.
Average RPI Loss:	137	RECORD	PCT. RANK	GAMES	SCHEDULE	OF SCHEDULE	RPI	RPI	RPI	RPI
DIV. I ONLY	4- 6	213	4-6	176	173	203	203	13	13	
DIV. I NON-CONF.	4- 6	213	4-6	175	174	204	204	13	13	
TOTALS	RPI 1-25	RPI 26-50	W-L RECORDS	RPI 51-100	RPI 101-150	RPI 150+				
4- 6	0- 0	0- 1	OVERALL	1- 1	1- 2	2- 2				
3- 1	0- 0	0- 1	HOME	1- 0	1- 0	1- 0				
1- 4	0- 0	0- 0	AWAY	0- 0	0- 2	1- 2				
0- 1	0- 0	0- 0	NEUTRAL	0- 1	0- 0	0- 0				
4- 6	0- 0	0- 1	NON-CONFERENCE	1- 1	1- 2	2- 2				
3- 1	0- 0	0- 1	HOME	1- 0	1- 0	1- 0				
1- 4	0- 0	0- 0	AWAY	0- 0	0- 2	1- 2				
0- 1	0- 0	0- 0	NEUTRAL	0- 1	0- 0	0- 0				
0- 0	0- 0	0- 0	CONFERENCE	0- 0	0- 0	0- 0				
0- 0	0- 0	0- 0	HOME	0- 0	0- 0	0- 0				
0- 0	0- 0	0- 0	AWAY	0- 0	0- 0	0- 0				
0- 0	0- 0	0- 0	NEUTRAL	0- 0	0- 0	0- 0				

RPI S	Opponent	Score	RPI S	Opponent	Score	RPI S	Opponent	Score	RPI S	Opponent	Score	Team's RPI: 203
			35 H Minnesota	53 70		71 N Buffalo	55 73		108 H George Washington	66 53		
						85 H Villanova	76 54		126 A Ohio	69 81		
									140 A Saint Joseph's	51 72		
									196 A George Mason	55 73		
									252 A Towson	60 63		
									267 A Radford	59 55		
									307 H High Point	56 48		
LAST 10 Division I												
			108 H George Washington	66 53		267 A Radford	59 55					
			196 A George Mason	55 73		35 H Minnesota	53 70					
			307 H High Point	56 48		71 N Buffalo	55 73					
			85 H Villanova	76 54		140 A Saint Joseph's	51 72					
			126 A Ohio	69 81		252 A Towson	60 63					

Non-Div I Games:

American

■ Loss,
 ■ Non-Conf, S Site,
 ■ Home
 ■ Away
 N Neutral

Average RPI Win:	315	WON-LOST	WINNING	LAST 10	STRENGTH OF	OPP. STRENGTH	TEAM	ADJ.	CONF.	ADJ CONF.
Average RPI Loss:	139	RECORD	PCT. RANK	GAMES	SCHEDULE	OF SCHEDULE	RPI	RPI	RPI	RPI
DIV. I ONLY	3- 8	264	3-7	268	139	286	286	21	21	
DIV. I NON-CONF.	3- 8	268	3-7	269	141	289	289	21	21	
TOTALS	RPI 1-25	RPI 26-50	W-L RECORDS	RPI 51-100	RPI 101-150	RPI 150+				
3- 8	0- 1	0- 1	OVERALL	0- 0	0- 2	3- 4				
1- 2	0- 0	0- 0	HOME	0- 0	0- 0	1- 2				
1- 5	0- 1	0- 1	AWAY	0- 0	0- 1	1- 2				
1- 1	0- 0	0- 0	NEUTRAL	0- 0	0- 1	1- 0				
3- 8	0- 1	0- 1	NON-CONFERENCE	0- 0	0- 2	3- 4				
1- 2	0- 0	0- 0	HOME	0- 0	0- 0	1- 2				
1- 5	0- 1	0- 1	AWAY	0- 0	0- 1	1- 2				
1- 1	0- 0	0- 0	NEUTRAL	0- 0	0- 1	1- 0				
0- 0	0- 0	0- 0	CONFERENCE	0- 0	0- 0	0- 0				
0- 0	0- 0	0- 0	HOME	0- 0	0- 0	0- 0				
0- 0	0- 0	0- 0	AWAY	0- 0	0- 0	0- 0				
0- 0	0- 0	0- 0	NEUTRAL	0- 0	0- 0	0- 0				

RPI 1-25				RPI 26-50				RPI 51-100				RPI 101+ Team's RPI: 286			
RPI	S	Opponent	Score	RPI	S	Opponent	Score	RPI	S	Opponent	Score	RPI	S	Opponent	Score
6	A	South Carolina	50 92	49	A	Michigan	35 62					119	A	UNC Greensboro	47 54
												147	N	Bethune-Cookman	44 61
												170	H	Gardner-Webb	56 67
												185	A	Elon	66 67
												195	A	VCU	38 66
												238	H	ETSU	61 67
												287	A	Wofford	54 51
												315	H	Mercer	77 68
												343	N	Canisius	74 57
LAST 10 Division I															
119	A	UNC Greensboro	47 54	343	N	Canisius	74 57								
238	H	ETSU	61 67	147	N	Bethune-Cookman	44 61								
170	H	Gardner-Webb	56 67	49	A	Michigan	35 62								
6	A	South Carolina	50 92	287	A	Wofford	54 51								
185	A	Elon	66 67	315	H	Mercer	77 68								

Non-Div I Games:

Appalachian St.

■ Loss,
■ Non-Conf, S Site,
■ Home
■ Away
N Neutral

Average RPI Win:	201	WON-LOST	WINNING	LAST 10	STRENGTH OF	OPP. STRENGTH	TEAM	ADJ.	CONF.	ADJ CONF.
Average RPI Loss:	0	RECORD	PCT. RANK	GAMES	SCHEDULE	OF SCHEDULE	RPI	RPI	RPI	RPI
DIV. I ONLY	12- 0	1	10-0	276	123	45	45	1	1	
DIV. I NON-CONF.	11- 0	1	9-0	309	125	63	63	1	1	
TOTALS	RPI 1-25	RPI 26-50	W-L RECORDS	RPI 51-100	RPI 101-150	RPI 150+				
12- 0	0- 0	0- 0	OVERALL	3- 0	2- 0	7- 0				
7- 0	0- 0	0- 0	HOME	1- 0	1- 0	5- 0				
5- 0	0- 0	0- 0	AWAY	2- 0	1- 0	2- 0				
0- 0	0- 0	0- 0	NEUTRAL	0- 0	0- 0	0- 0				
11- 0	0- 0	0- 0	NON-CONFERENCE	2- 0	2- 0	7- 0				
7- 0	0- 0	0- 0	HOME	1- 0	1- 0	5- 0				
4- 0	0- 0	0- 0	AWAY	1- 0	1- 0	2- 0				
0- 0	0- 0	0- 0	NEUTRAL	0- 0	0- 0	0- 0				
1- 0	0- 0	0- 0	CONFERENCE	1- 0	0- 0	0- 0				
0- 0	0- 0	0- 0	HOME	0- 0	0- 0	0- 0				
1- 0	0- 0	0- 0	AWAY	1- 0	0- 0	0- 0				
0- 0	0- 0	0- 0	NEUTRAL	0- 0	0- 0	0- 0				

RPI 1-25				RPI 26-50				Team's RPI: 45				RPI 51-100				RPI 101+			
RPI	S	Opponent	Score	RPI	S	Opponent	Score	RPI	S	Opponent	Score	RPI	S	Opponent	Score	RPI	S	Opponent	Score
												64	A	Arizona St.	58 53	128	A	Montana	77 42
												84	H	Santa Clara	65 52	133	H	North Dakota	74 42
												93	A	Texas	83 58	199	H	Monmouth	86 34
																234	H	Prairie View	83 48
																254	A	UTEP	54 43
																270	H	UC Riverside	70 27
																282	H	UC Santa Barbara	61 42
																326	H	Tennessee St.	77 42
																340	A	Chicago St.	82 50
LAST 10 Division I																			
												64	A	Arizona St.	58 53	282	H	UC Santa Barbara	61 42
												128	A	Montana	77 42	326	H	Tennessee St.	77 42
												234	H	Prairie View	83 48	254	A	UTEP	54 43
												93	A	Texas	83 58	199	H	Monmouth	86 34
												340	A	Chicago St.	82 50	270	H	UC Riverside	70 27

Non-Div I Games:

Arizona

■ Loss,
 ■ Non-Conf, S Site,
 ■ Home
 ■ Away
 N Neutral

Average RPI Win:	210	WON-LOST	WINNING	LAST 10	STRENGTH OF	OPP. STRENGTH	TEAM	ADJ.	CONF.	ADJ CONF.
Average RPI Loss:	31	RECORD	PCT. RANK	GAMES	SCHEDULE	OF SCHEDULE	RPI	RPI	RPI	RPI
DIV. I ONLY	10- 3	56	8-2	122	131	64	64	1	1	
DIV. I NON-CONF.	10- 2	32	8-1	179	116	55	55	1	1	
TOTALS	RPI 1-25	RPI 26-50	W-L RECORDS	RPI 51-100	RPI 101-150	RPI 150+				
10- 3	1- 1	0- 2	OVERALL	1- 0	1- 0	7- 0				
7- 1	1- 0	0- 1	HOME	0- 0	1- 0	5- 0				
1- 1	0- 0	0- 1	AWAY	0- 0	0- 0	1- 0				
2- 1	0- 1	0- 0	NEUTRAL	1- 0	0- 0	1- 0				
10- 2	1- 1	0- 1	NON-CONFERENCE	1- 0	1- 0	7- 0				
7- 0	1- 0	0- 0	HOME	0- 0	1- 0	5- 0				
1- 1	0- 0	0- 1	AWAY	0- 0	0- 0	1- 0				
2- 1	0- 1	0- 0	NEUTRAL	1- 0	0- 0	1- 0				
0- 1	0- 0	0- 1	CONFERENCE	0- 0	0- 0	0- 0				
0- 1	0- 0	0- 1	HOME	0- 0	0- 0	0- 0				
0- 0	0- 0	0- 0	AWAY	0- 0	0- 0	0- 0				
0- 0	0- 0	0- 0	NEUTRAL	0- 0	0- 0	0- 0				

RPI 1-25				RPI 26-50				RPI 51-100				RPI 101+			
RPI	S	Opponent	Score	RPI	S	Opponent	Score	RPI	S	Opponent	Score	RPI	S	Opponent	Score
13	N	Purdue	52 59	35	A	Minnesota	66 80	54	N	Middle Tenn.	61 60	113	H	BYU	60 52
14	H	Creighton	70 55	45	H	Arizona	53 58					169	H	New Mexico	84 47
												249	N	Maine	57 31
												272	H	Idaho St.	74 69
												273	H	Army West Point	83 51
												313	H	Air Force	87 56
												319	A	New Mexico St.	70 47
												323	H	Cal Poly	66 41
LAST 10 Division I															
45	H	Arizona	53 58	14	H	Creighton	70 55								
54	N	Middle Tenn.	61 60	319	A	New Mexico St.	70 47								
13	N	Purdue	52 59	169	H	New Mexico	84 47								
249	N	Maine	57 31	272	H	Idaho St.	74 69								
323	H	Cal Poly	66 41	113	H	BYU	60 52								

Non-Div I Games:

Arizona St.

NEW YORK STATE				Through Games of Dec. 19, 1919						
Average RPI Win:	0	WON-LOST	WINNING	LAST 10	STRENGTH OF	OPP. STRENGTH	TEAM	ADJ.	CONF.	ADJ CONF.
Average RPI Loss:	161	RECORD	PCT. RANK	GAMES	SCHEDULE	OF SCHEDULE	RPI	RPI	RPI	RPI
DIV. I ONLY	0- 9	339	0-9	33	325	299	299	28	28	
DIV. I NON-CONF.	0- 9	338	0-9	36	326	300	300	28	28	
TOTALS	RPI 1-25	RPI 26-50	W-L RECORDS	RPI 51-100	RPI 101-150	RPI 150+				
0- 9	0- 0	0- 0	OVERALL	0- 0	0- 4	0- 5				
0- 0	0- 0	0- 0	HOME	0- 0	0- 0	0- 0				
0- 9	0- 0	0- 0	AWAY	0- 0	0- 4	0- 5				
0- 0	0- 0	0- 0	NEUTRAL	0- 0	0- 0	0- 0				
0- 9	0- 0	0- 0	NON-CONFERENCE	0- 0	0- 4	0- 5				
0- 0	0- 0	0- 0	HOME	0- 0	0- 0	0- 0				
0- 9	0- 0	0- 0	AWAY	0- 0	0- 4	0- 5				
0- 0	0- 0	0- 0	NEUTRAL	0- 0	0- 0	0- 0				
0- 0	0- 0	0- 0	CONFERENCE	0- 0	0- 0	0- 0				
0- 0	0- 0	0- 0	HOME	0- 0	0- 0	0- 0				
0- 0	0- 0	0- 0	AWAY	0- 0	0- 0	0- 0				
0- 0	0- 0	0- 0	NEUTRAL	0- 0	0- 0	0- 0				

RPI 1-25				RPI 26-50				RPI 51-100				RPI 101+				Team's RPI: 299	
RPI	S	Opponent	Score	RPI	S	Opponent	Score	RPI	S	Opponent	Score	RPI	S	Opponent	Score		
												103	A	Washington St.	56	85	
												117	A	Tennessee	51	92	
												129	A	Wichita St.	50	100	
												138	A	Illinois	50	65	
												157	A	Iowa St.	40	90	
												171	A	Coastal Caro.	69	76	
												183	A	Texas Tech	55	81	
												209	A	Milwaukee	55	69	
												243	A	Arkansas St.	60	81	
LAST 10 Division I																	
				183	A	Texas Tech	55	81	129	A	Wichita St.	50	100				
				138	A	Illinois	50	65	243	A	Arkansas St.	60	81				
				209	A	Milwaukee	55	69	103	A	Washington St.	56	85				
				171	A	Coastal Caro.	69	76	157	A	Iowa St.	40	90				
									117	A	Tennessee	51	92				

Non-Div I Games:	Philander Smith	66	54
------------------	-----------------	----	----

Ark.-Pine Bluff

■ Loss, ■ Non-Conf, S Site, H Home A Away N Neutral

Average RPI Win: 184		WON-LOST	WINNING	LAST 10	STRENGTH OF	OPP. STRENGTH	TEAM	ADJ.	CONF.	ADJ CONF.
Average RPI Loss: 59		RECORD	PCT. RANK	GAMES	SCHEDULE	OF SCHEDULE	RPI	RPI	RPI	RPI
DIV. I ONLY		12- 1	10	9-1	237	52	43	43	4	4
DIV. I NON-CONF.		12- 1	10	9-1	239	48	42	42	4	4
TOTALS	RPI 1-25		RPI 26-50		W-L RECORDS	RPI 51-100	RPI 101-150		RPI 150+	
12- 1	0- 0		0- 0		OVERALL	3- 1	2- 0		7- 0	
10- 0	0- 0		0- 0		HOME	2- 0	1- 0		7- 0	
0- 1	0- 0		0- 0		AWAY	0- 1	0- 0		0- 0	
2- 0	0- 0		0- 0		NEUTRAL	1- 0	1- 0		0- 0	
12- 1	0- 0		0- 0		NON-CONFERENCE	3- 1	2- 0		7- 0	
10- 0	0- 0		0- 0		HOME	2- 0	1- 0		7- 0	
0- 1	0- 0		0- 0		AWAY	0- 1	0- 0		0- 0	
2- 0	0- 0		0- 0		NEUTRAL	1- 0	1- 0		0- 0	
0- 0	0- 0		0- 0		CONFERENCE	0- 0	0- 0		0- 0	
0- 0	0- 0		0- 0		HOME	0- 0	0- 0		0- 0	
0- 0	0- 0		0- 0		AWAY	0- 0	0- 0		0- 0	
0- 0	0- 0		0- 0		NEUTRAL	0- 0	0- 0		0- 0	

RPI 1-25				RPI 26-50				Team's RPI: 43				RPI 51-100				RPI 101+			
RPI	S	Opponent	Score	RPI	S	Opponent	Score	RPI	S	Opponent	Score	RPI	S	Opponent	Score	RPI	S	Opponent	Score
								59	A	California	80 84	135	H	UT Martin	96 46				
								89	N	Wisconsin	68 64	145	N	Fordham	71 59				
								90	H	Stony Brook	88 58	168	H	New Orleans	82 52				
								99	H	Belmont	91 60	201	H	Little Rock	86 53				
												205	H	Tulsa	91 41				
												213	H	Oral Roberts	96 64				
												228	H	Kansas St.	81 72				
												302	H	McNeese	101 58				
												332	H	Northwestern St.	99 39				
LAST 10 Division I																			
				135	H	UT Martin	96 46					332	H	Northwestern St.	99 39				
				201	H	Little Rock	86 53					205	H	Tulsa	91 41				
				59	A	California	80 84					228	H	Kansas St.	81 72				
				99	H	Belmont	91 60					89	N	Wisconsin	68 64				
				90	H	Stony Brook	88 58					145	N	Fordham	71 59				

Non-Div I Games:

Arkansas

■ Loss, ■ Non-Conf, S Site, H Home A Away N Neutral

Average RPI Win:	304	WON-LOST	WINNING	LAST 10	STRENGTH OF	OPP. STRENGTH	TEAM	ADJ.	CONF.	ADJ CONF.
Average RPI Loss:	129	RECORD	PCT. RANK	GAMES	SCHEDULE	OF SCHEDULE	RPI	RPI	RPI	RPI
DIV. I ONLY	2- 8	296	2-8	112	239	243	243	21	21	
DIV. I NON-CONF.	2- 8	296	2-8	110	240	243	243	21	21	
TOTALS	RPI 1-25	RPI 26-50	W-L RECORDS	RPI 51-100	RPI 101-150	RPI 150+				
2- 8	0- 1	0- 1	OVERALL	0- 1	0- 1	2- 4				
1- 1	0- 0	0- 0	HOME	0- 0	0- 0	1- 1				
1- 6	0- 1	0- 1	AWAY	0- 0	0- 1	1- 3				
0- 1	0- 0	0- 0	NEUTRAL	0- 1	0- 0	0- 0				
2- 8	0- 1	0- 1	NON-CONFERENCE	0- 1	0- 1	2- 4				
1- 1	0- 0	0- 0	HOME	0- 0	0- 0	1- 1				
1- 6	0- 1	0- 1	AWAY	0- 0	0- 1	1- 3				
0- 1	0- 0	0- 0	NEUTRAL	0- 1	0- 0	0- 0				
0- 0	0- 0	0- 0	CONFERENCE	0- 0	0- 0	0- 0				
0- 0	0- 0	0- 0	HOME	0- 0	0- 0	0- 0				
0- 0	0- 0	0- 0	AWAY	0- 0	0- 0	0- 0				
0- 0	0- 0	0- 0	NEUTRAL	0- 0	0- 0	0- 0				

RPI 1-25				RPI 26-50				RPI 51-100				RPI 101+ Team's RPI: 243			
RPI	S	Opponent	Score	RPI	S	Opponent	Score	RPI	S	Opponent	Score	RPI	S	Opponent	Score
9	A	DePaul	64 109	37	A	Baylor	43 111	69	N	N.C. A&T	50 55	143	A	Memphis	50 78
												156	H	Southeast Mo. St.	67 79
												192	A	Murray St.	62 77
												205	A	Tulsa	77 79
												218	A	Louisiana Tech	54 67
												299	H	Ark.-Pine Bluff	81 60
												309	A	San Diego St.	71 62
LAST 10 Division I															
218	A	Louisiana Tech	54 67	143	A	Memphis	50 78								
37	A	Baylor	43 111	299	H	Ark.-Pine Bluff	81 60								
9	A	DePaul	64 109	309	A	San Diego St.	71 62								
156	H	Southeast Mo. St.	67 79	192	A	Murray St.	62 77								
205	A	Tulsa	77 79	69	N	N.C. A&T	50 55								

Non-Div I Games: Central Baptist 88 63

Arkansas St.

■ Loss,
 ■ Non-Conf,
 ■ S Site,
 ■ Home
 ■ A Away
 N Neutral

Army West Point

Through Games Of Dec. 29, 2019

Average RPI Win:	328	WON-LOST	WINNING	LAST 10	STRENGTH OF	OPP. STRENGTH	TEAM	ADJ.	CONF.	ADJ CONF.
Average RPI Loss:	130	RECORD	PCT. RANK	GAMES	SCHEDULE	OF SCHEDULE	RPI	RPI	RPI	RPI
DIV. I ONLY	4- 7	229	4-6	272	254	273	273	13	13	
DIV. I NON-CONF.	4- 7	224	4-6	273	257	276	276	13	13	
TOTALS	RPI 1-25	RPI 26-50	W-L RECORDS	RPI 51-100	RPI 101-150	RPI 150+				
4- 7	0- 1	0- 0	OVERALL	0- 2	0- 2	4- 2				
2- 3	0- 1	0- 0	HOME	0- 0	0- 2	2- 0				
2- 4	0- 0	0- 0	AWAY	0- 2	0- 0	2- 2				
0- 0	0- 0	0- 0	NEUTRAL	0- 0	0- 0	0- 0				
4- 7	0- 1	0- 0	NON-CONFERENCE	0- 2	0- 2	4- 2				
2- 3	0- 1	0- 0	HOME	0- 0	0- 2	2- 0				
2- 4	0- 0	0- 0	AWAY	0- 2	0- 0	2- 2				
0- 0	0- 0	0- 0	NEUTRAL	0- 0	0- 0	0- 0				
0- 0	0- 0	0- 0	CONFERENCE	0- 0	0- 0	0- 0				
0- 0	0- 0	0- 0	HOME	0- 0	0- 0	0- 0				
0- 0	0- 0	0- 0	AWAY	0- 0	0- 0	0- 0				
0- 0	0- 0	0- 0	NEUTRAL	0- 0	0- 0	0- 0				

RPI 1-25				RPI 26-50				RPI 51-100				RPI 101+ Team's RPI: 273			
RPI	S	Opponent	Score	RPI	S	Opponent	Score	RPI	S	Opponent	Score	RPI	S	Opponent	Score
19	H	TCU	52 66					64	A	Arizona St.	51 83	134	H	William & Mary	65 77
								68	A	St. John's (NY)	60 96	148	H	Columbia	62 71
												215	A	Manhattan	56 86
												260	A	St. Francis Brooklyn	64 70
												313	A	Air Force	68 66
												317	H	Bryant	81 75
												336	A	Fairleigh Dickinson	70 68
												345	H	LIU Brooklyn	67 60
LAST 10 Division I															
317	H	Bryant	81 75	68	A	St. John's (NY)	60 96								
215	A	Manhattan	56 86	345	H	LIU Brooklyn	67 60								
260	A	St. Francis Brooklyn	64 70	336	A	Fairleigh Dickinson	70 68								
313	A	Air Force	68 66	19	H	TCU	52 66								
64	A	Arizona St.	51 83	148	H	Columbia	62 71								

Non-Div I Games:

Army West Point

Loss, Non-Conf, S Site, H Home A Away N Neutral

Average RPI Win:	216	WON-LOST	WINNING	LAST 10	STRENGTH OF	OPP. STRENGTH	TEAM	ADJ.	CONF.	ADJ CONF.
Average RPI Loss:	60	RECORD	PCT. RANK	GAMES	SCHEDULE	OF SCHEDULE	RPI	RPI	RPI	RPI
DIV. I ONLY	6- 5	147	5-5	93	125	115	115	4	4	
DIV. I NON-CONF.	6- 5	149	5-5	91	124	114	114	4	4	
TOTALS	RPI 1-25	RPI 26-50	W-L RECORDS	RPI 51-100	RPI 101-150	RPI 150+				
6- 5	0- 1	0- 1	OVERALL	0- 2	3- 1	3- 0				
4- 1	0- 0	0- 0	HOME	0- 1	2- 0	2- 0				
1- 2	0- 1	0- 0	AWAY	0- 0	0- 1	1- 0				
1- 2	0- 0	0- 1	NEUTRAL	0- 1	1- 0	0- 0				
6- 5	0- 1	0- 1	NON-CONFERENCE	0- 2	3- 1	3- 0				
4- 1	0- 0	0- 0	HOME	0- 1	2- 0	2- 0				
1- 2	0- 1	0- 0	AWAY	0- 0	0- 1	1- 0				
1- 2	0- 0	0- 1	NEUTRAL	0- 1	1- 0	0- 0				
0- 0	0- 0	0- 0	CONFERENCE	0- 0	0- 0	0- 0				
0- 0	0- 0	0- 0	HOME	0- 0	0- 0	0- 0				
0- 0	0- 0	0- 0	AWAY	0- 0	0- 0	0- 0				
0- 0	0- 0	0- 0	NEUTRAL	0- 0	0- 0	0- 0				

RPI 1-25				RPI 26-50				RPI 51-100				RPI 101+ Team's RPI: 115			
RPI	S	Opponent	Score	RPI	S	Opponent	Score	RPI	S	Opponent	Score	RPI	S	Opponent	Score
19	A	TCU	65 80	33	N	Drake	82 83	54	N	Middle Tenn.	50 73	124	N	Dayton	76 74
								60	H	Old Dominion	77 89	132	A	UAB	75 80
												140	H	Saint Joseph's	66 62
												147	H	Bethune-Cookman	74 56
												259	A	South Alabama	82 62
												287	H	Wofford	84 82
												337	H	Jacksonville St.	62 53
LAST 10 Division I															
337	H	Jacksonville St.	62 53	19	A	TCU	65 80	259	A	South Alabama	82 62	33	N	Drake	82 83
147	H	Bethune-Cookman	74 56	54	N	Middle Tenn.	50 73	124	N	Dayton	76 74				
140	H	Saint Joseph's	66 62												
132	A	UAB	75 80												
60	H	Old Dominion	77 89												

Non-Div I Games:

Auburn

■ Loss,
 ■ Non-Conf, S Site,
 ■ Home
 ■ Away
 N Neutral

Average RPI Win:	225	WON-LOST	WINNING	LAST 10	STRENGTH OF	OPP. STRENGTH	TEAM	ADJ.	CONF.	ADJ CONF.
Average RPI Loss:	82	RECORD	PCT. RANK	GAMES	SCHEDULE	OF SCHEDULE	RPI	RPI	RPI	RPI
DIV. I ONLY	7- 2	52	7-2	178	241	56	56	19	19	
DIV. I NON-CONF.	7- 2	57	7-2	177	243	54	54	20	20	
TOTALS	RPI 1-25	RPI 26-50	W-L RECORDS	RPI 51-100	RPI 101-150	RPI 150+				
7- 2	0- 0	0- 1	OVERALL	1- 0	1- 1	5- 0				
2- 0	0- 0	0- 0	HOME	1- 0	0- 0	1- 0				
4- 2	0- 0	0- 1	AWAY	0- 0	0- 1	4- 0				
1- 0	0- 0	0- 0	NEUTRAL	0- 0	1- 0	0- 0				
7- 2	0- 0	0- 1	NON-CONFERENCE	1- 0	1- 1	5- 0				
2- 0	0- 0	0- 0	HOME	1- 0	0- 0	1- 0				
4- 2	0- 0	0- 1	AWAY	0- 0	0- 1	4- 0				
1- 0	0- 0	0- 0	NEUTRAL	0- 0	1- 0	0- 0				
0- 0	0- 0	0- 0	CONFERENCE	0- 0	0- 0	0- 0				
0- 0	0- 0	0- 0	HOME	0- 0	0- 0	0- 0				
0- 0	0- 0	0- 0	AWAY	0- 0	0- 0	0- 0				
0- 0	0- 0	0- 0	NEUTRAL	0- 0	0- 0	0- 0				

RPI 1-25			RPI 26-50			RPI 51-100			Team's RPI: 56	RPI 101+		
RPI	S	Opponent	Score	RPI	S	Opponent	Score	RPI	S	Opponent	Score	RPI
				26	A	Kentucky	52 81	61	H	Illinois St.	77 72	107
										N	Binghamton	80 63
										A	Illinois	62 76
										A	Alabama A&M	67 61
										A	Chattanooga	50 49
										A	FIU	58 56
										H	Evansville	80 64
										A	Mississippi Val.	100 82
LAST 10 Division I												
				61	H	Illinois St.	77 72	107	N	Binghamton	80 63	
				314	A	FIU	58 56	179	A	Alabama A&M	67 61	
				344	A	Mississippi Val.	100 82	26	A	Kentucky	52 81	
				138	A	Illinois	62 76	233	A	Chattanooga	50 49	
								335	H	Evansville	80 64	

Non-Div I Games: Christian Bros. 82 62 Ky. Wesleyan 103 70

Austin Peay

Loss, Non-Conf, S Site, H Home A Away N Neutral

Average RPI Win:	248	WON-LOST	WINNING	LAST 10	STRENGTH OF	OPP. STRENGTH	TEAM	ADJ.	CONF.	ADJ CONF.
Average RPI Loss:	86	RECORD	PCT. RANK	GAMES	SCHEDULE	OF SCHEDULE	RPI	RPI	RPI	RPI
DIV. I ONLY	5- 5	165	5-5	94	216	113	113	11	11	
DIV. I NON-CONF.	4- 5	195	4-5	59	221	118	118	11	11	
TOTALS	RPI 1-25	RPI 26-50	W-L RECORDS	RPI 51-100	RPI 101-150	RPI 150+				
5- 5	0- 1	0- 0	OVERALL	0- 2	0- 1	5- 1				
2- 1	0- 0	0- 0	HOME	0- 0	0- 0	2- 1				
2- 3	0- 0	0- 0	AWAY	0- 2	0- 1	2- 0				
1- 1	0- 1	0- 0	NEUTRAL	0- 0	0- 0	1- 0				
4- 5	0- 1	0- 0	NON-CONFERENCE	0- 2	0- 1	4- 1				
2- 1	0- 0	0- 0	HOME	0- 0	0- 0	2- 1				
1- 3	0- 0	0- 0	AWAY	0- 2	0- 1	1- 0				
1- 1	0- 1	0- 0	NEUTRAL	0- 0	0- 0	1- 0				
1- 0	0- 0	0- 0	CONFERENCE	0- 0	0- 0	1- 0				
0- 0	0- 0	0- 0	HOME	0- 0	0- 0	0- 0				
1- 0	0- 0	0- 0	AWAY	0- 0	0- 0	1- 0				
0- 0	0- 0	0- 0	NEUTRAL	0- 0	0- 0	0- 0				

RPI 1-25				RPI 26-50				RPI 51-100				RPI 101+				Team's RPI: 113	
RPI	S	Opponent	Score	RPI	S	Opponent	Score	RPI	S	Opponent	Score	RPI	S	Opponent	Score		
4	N	Oregon St.	34 65					64	A	Arizona St.	52 60	103	A	Washington St.	50 67		
								72	A	Boise St.	55 66	160	A	Fresno St.	71 65		
												186	H	Utah	73 77		
												220	N	San Jose St.	75 56		
												245	H	Utah St.	67 50		
												268	A	LMU (CA)	59 44		
												347	H	Utah Valley	71 57		
LAST 10 Division I																	
268	A	LMU (CA)	59 44	347	H	Utah Valley	71 57										
4	N	Oregon St.	34 65	72	A	Boise St.	55 66										
220	N	San Jose St.	75 56	64	A	Arizona St.	52 60										
160	A	Fresno St.	71 65	186	H	Utah	73 77										
103	A	Washington St.	50 67	245	H	Utah St.	67 50										

Non-Div I Games: Tex. A&M-Kingsville90 38

BYU

■ Loss,
 ■ Non-Conf,
 ■ S Site,
 ■ Home
 ■ Away
 N Neutral

Average RPI Win:	187	WON-LOST	WINNING	LAST 10	STRENGTH OF	OPP. STRENGTH	TEAM	ADJ.	CONF.	ADJ CONF.
Average RPI Loss:	83	RECORD	PCT. RANK	GAMES	SCHEDULE	OF SCHEDULE	RPI	RPI	RPI	RPI
DIV. I ONLY	7- 4	101	7-3	130	126	81	81	10	10	
DIV. I NON-CONF.	7- 4	99	7-3	128	126	85	85	10	10	
TOTALS	RPI 1-25	RPI 26-50	W-L RECORDS	RPI 51-100	RPI 101-150	RPI 150+				
7- 4	0- 0	0- 1	OVERALL	2- 2	1- 1	4- 0				
2- 1	0- 0	0- 1	HOME	0- 0	1- 0	1- 0				
2- 2	0- 0	0- 0	AWAY	0- 1	0- 1	2- 0				
3- 1	0- 0	0- 0	NEUTRAL	2- 1	0- 0	1- 0				
7- 4	0- 0	0- 1	NON-CONFERENCE	2- 2	1- 1	4- 0				
2- 1	0- 0	0- 1	HOME	0- 0	1- 0	1- 0				
2- 2	0- 0	0- 0	AWAY	0- 1	0- 1	2- 0				
3- 1	0- 0	0- 0	NEUTRAL	2- 1	0- 0	1- 0				
0- 0	0- 0	0- 0	CONFERENCE	0- 0	0- 0	0- 0				
0- 0	0- 0	0- 0	HOME	0- 0	0- 0	0- 0				
0- 0	0- 0	0- 0	AWAY	0- 0	0- 0	0- 0				
0- 0	0- 0	0- 0	NEUTRAL	0- 0	0- 0	0- 0				

RPI 1-25				RPI 26-50				RPI 51-100				Team's RPI: 81		RPI 101+			
RPI	S	Opponent	Score	RPI	S	Opponent	Score	RPI	S	Opponent	Score			RPI	S	Opponent	Score
				34	H	Western Ky.	86 91							131	A	Cincinnati	56 63
								75	N	Providence	52 51			137	H	Butler	74 70
								76	A	IUPUI	48 65			169	A	New Mexico	70 57
								77	N	Lehigh	54 52			258	H	Xavier	70 49
								89	N	Wisconsin	56 67			268	N	LMU (CA)	77 72
														325	A	Purdue Fort Wayne	83 52
LAST 10 Division I																	
				169	A	New Mexico	70 57	34	H	Western Ky.	86 91						
				75	N	Providence	52 51	89	N	Wisconsin	56 67						
				268	N	LMU (CA)	77 72	77	N	Lehigh	54 52						
				131	A	Cincinnati	56 63	137	H	Butler	74 70						
				325	A	Purdue Fort Wayne	83 52	258	H	Xavier	70 49						

Non-Div I Games:

Ball St.

Average RPI Win: 172		WON-LOST	WINNING	LAST 10	STRENGTH OF	OPP. STRENGTH	TEAM	ADJ.	CONF.	ADJ CONF.
Average RPI Loss: 6		RECORD	PCT. RANK	GAMES	SCHEDULE	OF SCHEDULE	RPI	RPI	RPI	RPI
DIV. I ONLY		9- 1	24	9-1	183	11	37	37	5	5
DIV. I NON-CONF.		9- 1	25	9-1	182	10	34	34	5	5
TOTALS		RPI 1-25	RPI 26-50		W-L RECORDS		RPI 51-100	RPI 101-150	RPI 150+	
9- 1	1- 1	0- 0		OVERALL		1- 0	2- 0	5- 0		
7- 0	0- 0	0- 0		HOME		1- 0	1- 0	5- 0		
0- 0	0- 0	0- 0		AWAY		0- 0	0- 0	0- 0		
2- 1	1- 1	0- 0		NEUTRAL		0- 0	1- 0	0- 0		
9- 1	1- 1	0- 0		NON-CONFERENCE		1- 0	2- 0	5- 0		
7- 0	0- 0	0- 0		HOME		1- 0	1- 0	5- 0		
0- 0	0- 0	0- 0		AWAY		0- 0	0- 0	0- 0		
2- 1	1- 1	0- 0		NEUTRAL		0- 0	1- 0	0- 0		
0- 0	0- 0	0- 0		CONFERENCE		0- 0	0- 0	0- 0		
0- 0	0- 0	0- 0		HOME		0- 0	0- 0	0- 0		
0- 0	0- 0	0- 0		AWAY		0- 0	0- 0	0- 0		
0- 0	0- 0	0- 0		NEUTRAL		0- 0	0- 0	0- 0		

RPI 1-25				RPI 26-50		Team's RPI: 37	RPI 51-100			RPI 101+		
RPI	S	Opponent	Score	RPI	S	Opponent	Score	RPI	S	Opponent	Score	
6	N	South Carolina	59 74					53	H	Georgia	72 38	103 N Washington St. 89 66
12	N	Indiana	77 62									136 H South Fla. 58 46
												151 H Lamar University 90 28
												243 H Arkansas St. 111 43
												257 H Houston Baptist 112 42
												294 H Grambling 120 46
												303 H New Hampshire 97 29
LAST 10 Division I												
243	H	Arkansas St.	111 43	12	N	Indiana	77 62					
53	H	Georgia	72 38	103	N	Washington St.	89 66					
6	N	South Carolina	59 74	151	H	Lamar University	90 28					
294	H	Grambling	120 46	136	H	South Fla.	58 46					
303	H	New Hampshire	97 29	257	H	Houston Baptist	112 42					

Non-Div I Games:

Baylor

Belmont

Through Games Of Dec. 29, 2019

Average RPI Win:	186	WON-LOST	WINNING	LAST 10	STRENGTH OF	OPP. STRENGTH	TEAM	ADJ.	CONF.	ADJ CONF.
Average RPI Loss:	64	RECORD	PCT. RANK	GAMES	SCHEDULE	OF SCHEDULE	RPI	RPI	RPI	RPI
DIV. I ONLY	5- 6	195	4-6	40	114	99	99	19	19	
DIV. I NON-CONF.	5- 6	185	4-6	41	111	96	96	20	20	
TOTALS	RPI 1-25	RPI 26-50	W-L RECORDS	RPI 51-100	RPI 101-150	RPI 150+				
5- 6	0- 0	0- 5	OVERALL	2- 0	0- 0	3- 1				
4- 0	0- 0	0- 0	HOME	2- 0	0- 0	2- 0				
1- 4	0- 0	0- 3	AWAY	0- 0	0- 0	1- 1				
0- 2	0- 0	0- 2	NEUTRAL	0- 0	0- 0	0- 0				
5- 6	0- 0	0- 5	NON-CONFERENCE	2- 0	0- 0	3- 1				
4- 0	0- 0	0- 0	HOME	2- 0	0- 0	2- 0				
1- 4	0- 0	0- 3	AWAY	0- 0	0- 0	1- 1				
0- 2	0- 0	0- 2	NEUTRAL	0- 0	0- 0	0- 0				
0- 0	0- 0	0- 0	CONFERENCE	0- 0	0- 0	0- 0				
0- 0	0- 0	0- 0	HOME	0- 0	0- 0	0- 0				
0- 0	0- 0	0- 0	AWAY	0- 0	0- 0	0- 0				
0- 0	0- 0	0- 0	NEUTRAL	0- 0	0- 0	0- 0				

RPI S	Opponent	Score	RPI S	Opponent	Score	RPI S	Opponent	Score	RPI S	Opponent	Score
27	N Maryland	26 90	28	N Virginia Tech	58 60	34	A Western Ky.	46 77	38	A Marquette	51 53
38	A Marquette	51 53	43	A Arkansas	60 91	54	H Middle Tenn.	68 57	58	N Virginia Tech	58 60
54	H Middle Tenn.	68 57	70	H UCF	72 37	216	A Toledo	48 53	233	H Chattanooga	63 50
70	H UCF	72 37	251	H Northern Ky.	62 45	321	A Lipscomb	69 68			
LAST 10 Division I											
38	A Marquette	51 53	216	A Toledo	48 53	27	N Maryland	26 90	28	N Virginia Tech	58 60
54	H Middle Tenn.	68 57	27	N Maryland	26 90	43	A Arkansas	60 91	251	H Northern Ky.	62 45
321	A Lipscomb	69 68	43	A Arkansas	60 91						
34	A Western Ky.	46 77	251	H Northern Ky.	62 45						
70	H UCF	72 37									

Non-Div I Games:

Belmont

Loss, Non-Conf, S Site, H Home A Away N Neutral

Average RPI Win:	270	WON-LOST	WINNING	LAST 10	STRENGTH OF	OPP. STRENGTH	TEAM	ADJ.	CONF.	ADJ CONF.
Average RPI Loss:	77	RECORD	PCT. RANK	GAMES	SCHEDULE	OF SCHEDULE	RPI	RPI	RPI	RPI
DIV. I ONLY	6- 4	116	6-4	243	225	147	147	31	31	
DIV. I NON-CONF.	6- 4	120	6-4	245	227	149	149	31	31	
TOTALS	RPI 1-25	RPI 26-50	W-L RECORDS	RPI 51-100	RPI 101-150	RPI 150+				
6- 4	0- 0	0- 1	OVERALL	0- 2	0- 1	6- 0				
1- 2	0- 0	0- 1	HOME	0- 1	0- 0	1- 0				
4- 2	0- 0	0- 0	AWAY	0- 1	0- 1	4- 0				
1- 0	0- 0	0- 0	NEUTRAL	0- 0	0- 0	1- 0				
6- 4	0- 0	0- 1	NON-CONFERENCE	0- 2	0- 1	6- 0				
1- 2	0- 0	0- 1	HOME	0- 1	0- 0	1- 0				
4- 2	0- 0	0- 0	AWAY	0- 1	0- 1	4- 0				
1- 0	0- 0	0- 0	NEUTRAL	0- 0	0- 0	1- 0				
0- 0	0- 0	0- 0	CONFERENCE	0- 0	0- 0	0- 0				
0- 0	0- 0	0- 0	HOME	0- 0	0- 0	0- 0				
0- 0	0- 0	0- 0	AWAY	0- 0	0- 0	0- 0				
0- 0	0- 0	0- 0	NEUTRAL	0- 0	0- 0	0- 0				

RPI 1-25				RPI 26-50				RPI 51-100				RPI 101+				Team's RPI: 147	
RPI	S	Opponent	Score	RPI	S	Opponent	Score	RPI	S	Opponent	Score	RPI	S	Opponent	Score		
				47	H	Central Mich.	67 92	57	H	Troy	62 68	115	A	Auburn	56 74		
								87	A	Alabama	49 60	197	A	Jacksonville	53 52		
												219	A	Stetson	59 55		
												266	H	Ga. Southern	75 57		
												286	N	Appalachian St.	61 44		
												314	A	FIU	65 60		
												338	A	Charleston So.	81 41		
LAST 10 Division I																	
				47	H	Central Mich.	67 92	87	A	Alabama	49 60						
				219	A	Stetson	59 55	115	A	Auburn	56 74						
				286	N	Appalachian St.	61 44	197	A	Jacksonville	53 52						
				266	H	Ga. Southern	75 57	57	H	Troy	62 68						
				314	A	FIU	65 60	338	A	Charleston So.	81 41						

Non-Div I Games: Edward Waters 79 46 Palm Beach Atl. 68 45

Bethune-Cookman

Loss, Non-Conf, S Site, H Home A Away N Neutral

Binghamton

Through Games Of Dec. 29, 2019

Average RPI Win:	254	WON-LOST	WINNING	LAST 10	STRENGTH OF	OPP. STRENGTH	TEAM	ADJ.	CONF.	ADJ CONF.
Average RPI Loss:	40	RECORD	PCT. RANK	GAMES	SCHEDULE	OF SCHEDULE	RPI	RPI	RPI	RPI
DIV. I ONLY	9- 2	43	8-2	314	92	107	107	27	27	
DIV. I NON-CONF.	9- 2	41	8-2	314	95	105	105	27	27	
TOTALS	RPI 1-25	RPI 26-50	W-L RECORDS	RPI 51-100	RPI 101-150	RPI 150+				
9- 2	0- 1	0- 0	OVERALL	0- 1	0- 0	9- 0				
4- 0	0- 0	0- 0	HOME	0- 0	0- 0	4- 0				
4- 1	0- 1	0- 0	AWAY	0- 0	0- 0	4- 0				
1- 1	0- 0	0- 0	NEUTRAL	0- 1	0- 0	1- 0				
9- 2	0- 1	0- 0	NON-CONFERENCE	0- 1	0- 0	9- 0				
4- 0	0- 0	0- 0	HOME	0- 0	0- 0	4- 0				
4- 1	0- 1	0- 0	AWAY	0- 0	0- 0	4- 0				
1- 1	0- 0	0- 0	NEUTRAL	0- 1	0- 0	1- 0				
0- 0	0- 0	0- 0	CONFERENCE	0- 0	0- 0	0- 0				
0- 0	0- 0	0- 0	HOME	0- 0	0- 0	0- 0				
0- 0	0- 0	0- 0	AWAY	0- 0	0- 0	0- 0				
0- 0	0- 0	0- 0	NEUTRAL	0- 0	0- 0	0- 0				

RPI 1-25				RPI 26-50				RPI 51-100				RPI 101+ Team's RPI: 107			
RPI	S	Opponent	Score	RPI	S	Opponent	Score	RPI	S	Opponent	Score	RPI	S	Opponent	Score
23	A	Miami (FL)	56 79					56	N	Austin Peay	63 80	159	A	Cornell	59 56
												207	H	Eastern Mich.	78 67
												221	A	Delaware St.	75 66
												227	H	Niagara	74 55
												278	H	Lafayette	74 64
												281	H	St. Bonaventure	78 67
												284	A	Siena	89 62
												294	N	Grambling	88 67
												336	A	Fairleigh Dickinson	60 48
LAST 10 Division I															
294	N	Grambling	88 67	159	A	Cornell	59 56								
56	N	Austin Peay	63 80	207	H	Eastern Mich.	78 67								
23	A	Miami (FL)	56 79	281	H	St. Bonaventure	78 67								
227	H	Niagara	74 55	336	A	Fairleigh Dickinson	60 48								
278	H	Lafayette	74 64	221	A	Delaware St.	75 66								

Non-Div I Games: Bloomsburg 70 45

Binghamton

Loss, Non-Conf, S Site, H Home A Away N Neutral

Average RPI Win:	218	WON-LOST	WINNING	LAST 10	STRENGTH OF	OPP. STRENGTH	TEAM	ADJ.	CONF.	ADJ CONF.
Average RPI Loss:	32	RECORD	PCT. RANK	GAMES	SCHEDULE	OF SCHEDULE	RPI	RPI	RPI	RPI
DIV. I ONLY	8- 4	85	7-3	87	112	72	72	24	24	
DIV. I NON-CONF.	6- 4	120	5-3	77	64	83	83	25	25	
TOTALS	RPI 1-25	RPI 26-50	W-L RECORDS	RPI 51-100	RPI 101-150	RPI 150+				
8- 4	0- 3	0- 0	OVERALL	0- 0	2- 1	6- 0				
5- 2	0- 1	0- 0	HOME	0- 0	1- 1	4- 0				
3- 2	0- 2	0- 0	AWAY	0- 0	1- 0	2- 0				
0- 0	0- 0	0- 0	NEUTRAL	0- 0	0- 0	0- 0				
6- 4	0- 3	0- 0	NON-CONFERENCE	0- 0	2- 1	4- 0				
4- 2	0- 1	0- 0	HOME	0- 0	1- 1	3- 0				
2- 2	0- 2	0- 0	AWAY	0- 0	1- 0	1- 0				
0- 0	0- 0	0- 0	NEUTRAL	0- 0	0- 0	0- 0				
2- 0	0- 0	0- 0	CONFERENCE	0- 0	0- 0	2- 0				
1- 0	0- 0	0- 0	HOME	0- 0	0- 0	1- 0				
1- 0	0- 0	0- 0	AWAY	0- 0	0- 0	1- 0				
0- 0	0- 0	0- 0	NEUTRAL	0- 0	0- 0	0- 0				

RPI 1-25				RPI 26-50				RPI 51-100 Team's RPI: 72				RPI 101+			
RPI	S	Opponent	Score	RPI	S	Opponent	Score	RPI	S	Opponent	Score	RPI	S	Opponent	Score
2	H	Missouri St.	69 72									103	H	Washington St.	68 80
3	A	Louisville	82 98									113	H	BYU	66 55
19	A	TCU	65 77									132	A	UAB	83 81
												169	H	New Mexico	83 82
												180	H	Portland St.	82 57
												253	H	Pepperdine	76 74
												261	A	Eastern Wash.	63 61
												291	A	Colorado St.	72 69
												347	H	Utah Valley	77 69
LAST 10 Division I															
253	H	Pepperdine	76 74	291	A	Colorado St.	72 69								
261	A	Eastern Wash.	63 61	169	H	New Mexico	83 82								
113	H	BYU	66 55	19	A	TCU	65 77								
103	H	Washington St.	68 80	347	H	Utah Valley	77 69								
132	A	UAB	83 81	3	A	Louisville	82 98								

Non-Div I Games: Lewis-Clark St. 88 34 Western Ore. 75 32

Boise St.

Loss, Non-Conf, S Site, H Home A Away N Neutral

Boston College

Through Games Of Dec. 29, 2019

Average RPI Win:	212	WON-LOST	WINNING	LAST 10	STRENGTH OF	OPP. STRENGTH	TEAM	ADJ.	CONF.	ADJ CONF.
Average RPI Loss:	52	RECORD	PCT. RANK	GAMES	SCHEDULE	OF SCHEDULE	RPI	RPI	RPI	RPI
DIV. I ONLY	7- 6	158	5-5	73	84	96	96	3	3	
DIV. I NON-CONF.	7- 4	99	5-3	117	127	80	80	3	3	
TOTALS	RPI 1-25	RPI 26-50	W-L RECORDS	RPI 51-100	RPI 101-150	RPI 150+				
7- 6	0- 2	0- 1	OVERALL	0- 2	0- 1	7- 0				
5- 1	0- 1	0- 0	HOME	0- 0	0- 0	5- 0				
1- 4	0- 1	0- 1	AWAY	0- 1	0- 1	1- 0				
1- 1	0- 0	0- 0	NEUTRAL	0- 1	0- 0	1- 0				
7- 4	0- 1	0- 0	NON-CONFERENCE	0- 2	0- 1	7- 0				
5- 0	0- 0	0- 0	HOME	0- 0	0- 0	5- 0				
1- 3	0- 1	0- 0	AWAY	0- 1	0- 1	1- 0				
1- 1	0- 0	0- 0	NEUTRAL	0- 1	0- 0	1- 0				
0- 2	0- 1	0- 1	CONFERENCE	0- 0	0- 0	0- 0				
0- 1	0- 1	0- 0	HOME	0- 0	0- 0	0- 0				
0- 1	0- 0	0- 1	AWAY	0- 0	0- 0	0- 0				
0- 0	0- 0	0- 0	NEUTRAL	0- 0	0- 0	0- 0				

RPI 1-25				RPI 26-50				RPI 51-100				Team's RPI: 96	RPI 101+			
RPI	S	Opponent	Score	RPI	S	Opponent	Score	RPI	S	Opponent	Score		RPI	S	Opponent	Score
15	A	Northwestern	63 66	31	A	Duke	73 85	58	N	Charlotte	68 84		114	A	Holy Cross	71 80
20	H	NC State	54 72					75	A	Providence	60 76		175	H	Rhode Island	66 55
													176	N	Tulane	89 76
													195	H	VCU	87 52
													210	A	Boston U.	88 57
													221	H	Delaware St.	109 69
													248	H	UMass Lowell	89 46
													260	H	St. Francis Brooklyn	106 69
LAST 10 Division I																
20	H	NC State	54 72	31	A	Duke	73 85	15	A	Northwestern	63 66					
221	H	Delaware St.	109 69					176	N	Tulane	89 76					
210	A	Boston U.	88 57					58	N	Charlotte	68 84					
175	H	Rhode Island	66 55					195	H	VCU	87 52					
75	A	Providence	60 76													

Non-Div I Games:

Boston College

Loss, Non-Conf, S Site, H Home A Away N Neutral

Average RPI Win:	248	WON-LOST	WINNING	LAST 10	STRENGTH OF	OPP. STRENGTH	TEAM	ADJ.	CONF.	ADJ CONF.
Average RPI Loss:	121	RECORD	PCT. RANK	GAMES	SCHEDULE	OF SCHEDULE	RPI	RPI	RPI	RPI
DIV. I ONLY	5- 6	195	5-5	208	227	210	210	13	13	
DIV. I NON-CONF.	5- 6	185	5-5	202	230	211	211	13	13	
TOTALS	RPI 1-25	RPI 26-50	W-L RECORDS	RPI 51-100	RPI 101-150	RPI 150+				
5- 6	0- 0	0- 0	OVERALL	0- 3	0- 1	5- 2				
2- 4	0- 0	0- 0	HOME	0- 2	0- 1	2- 1				
3- 2	0- 0	0- 0	AWAY	0- 1	0- 0	3- 1				
0- 0	0- 0	0- 0	NEUTRAL	0- 0	0- 0	0- 0				
5- 6	0- 0	0- 0	NON-CONFERENCE	0- 3	0- 1	5- 2				
2- 4	0- 0	0- 0	HOME	0- 2	0- 1	2- 1				
3- 2	0- 0	0- 0	AWAY	0- 1	0- 0	3- 1				
0- 0	0- 0	0- 0	NEUTRAL	0- 0	0- 0	0- 0				
0- 0	0- 0	0- 0	CONFERENCE	0- 0	0- 0	0- 0				
0- 0	0- 0	0- 0	HOME	0- 0	0- 0	0- 0				
0- 0	0- 0	0- 0	AWAY	0- 0	0- 0	0- 0				
0- 0	0- 0	0- 0	NEUTRAL	0- 0	0- 0	0- 0				

RPI 1-25				RPI 26-50				RPI 51-100				RPI 101+				Team's RPI: 210	
RPI	S	Opponent	Score	RPI	S	Opponent	Score	RPI	S	Opponent	Score	RPI	S	Opponent	Score		
								59	A	California	62	73	121	H	Harvard	39	66
								65	H	Marist	75	89	153	H	Massachusetts	45	58
								96	H	Boston College	57	88	158	H	Dartmouth	74	56
													200	H	Northeastern	72	56
													231	A	UC Davis	68	75
													249	A	Maine	62	49
													303	A	New Hampshire	78	64
													330	A	Albany (NY)	60	58
LAST 10 Division I																	
				200	H	Northeastern	72	56	153	H	Massachusetts	45	58				
				158	H	Dartmouth	74	56	59	A	California	62	73				
				96	H	Boston College	57	88	231	A	UC Davis	68	75				
				249	A	Maine	62	49	121	H	Harvard	39	66				
				303	A	New Hampshire	78	64	330	A	Albany (NY)	60	58				

Non-Div I Games:

Boston U.

■ Loss,
 ■ Non-Conf,
 ■ S Site,
 ■ H Home
 ■ A Away
 N Neutral

Bowling Green

Through Games Of Dec. 29, 2019

Average RPI Win:	248	WON-LOST	WINNING	LAST 10	STRENGTH OF	OPP. STRENGTH	TEAM	ADJ.	CONF.	ADJ CONF.
Average RPI Loss:	106	RECORD	PCT. RANK	GAMES	SCHEDULE	OF SCHEDULE	RPI	RPI	RPI	RPI
DIV. I ONLY	5- 5	165	5-5	69	302	106	106	10	10	
DIV. I NON-CONF.	5- 5	167	5-5	71	300	102	102	10	10	
TOTALS	RPI 1-25	RPI 26-50	W-L RECORDS	RPI 51-100	RPI 101-150	RPI 150+				
5- 5	0- 1	0- 0	OVERALL	0- 1	0- 2	5- 1				
2- 0	0- 0	0- 0	HOME	0- 0	0- 0	2- 0				
2- 3	0- 1	0- 0	AWAY	0- 1	0- 0	2- 1				
1- 2	0- 0	0- 0	NEUTRAL	0- 0	0- 2	1- 0				
5- 5	0- 1	0- 0	NON-CONFERENCE	0- 1	0- 2	5- 1				
2- 0	0- 0	0- 0	HOME	0- 0	0- 0	2- 0				
2- 3	0- 1	0- 0	AWAY	0- 1	0- 0	2- 1				
1- 2	0- 0	0- 0	NEUTRAL	0- 0	0- 2	1- 0				
0- 0	0- 0	0- 0	CONFERENCE	0- 0	0- 0	0- 0				
0- 0	0- 0	0- 0	HOME	0- 0	0- 0	0- 0				
0- 0	0- 0	0- 0	AWAY	0- 0	0- 0	0- 0				
0- 0	0- 0	0- 0	NEUTRAL	0- 0	0- 0	0- 0				

RPI 1-25				RPI 26-50				RPI 51-100				RPI 101+ Team's RPI: 106			
RPI	S	Opponent	Score	RPI	S	Opponent	Score	RPI	S	Opponent	Score	RPI	S	Opponent	Score
13	A	Purdue	74 81					83	A	Loyola Chicago	76 84	118	N	Green Bay	54 73
												144	N	San Francisco	56 64
												154	H	Cleveland St.	89 62
												172	A	Valparaiso	90 95
												209	A	Milwaukee	63 51
												250	N	California Baptist	98 60
												305	H	Morehead St.	79 65
												322	A	Marshall	82 69
LAST 10 Division I															
13	A	Purdue	74 81	322	A	Marshall	82 69								
83	A	Loyola Chicago	76 84	250	N	California Baptist	98 60								
209	A	Milwaukee	63 51	144	N	San Francisco	56 64								
305	H	Morehead St.	79 65	118	N	Green Bay	54 73								
154	H	Cleveland St.	89 62	172	A	Valparaiso	90 95								

Non-Div I Games: Notre Dame (OH) 88 54

Bowling Green

■ Loss,
 ■ Non-Conf,
 ■ S Site,
 ■ H Home
 ■ A Away
 N Neutral

Average RPI Win:	216	WON-LOST	WINNING	LAST 10	STRENGTH OF	OPP. STRENGTH	TEAM	ADJ.	CONF.	ADJ CONF.
Average RPI Loss:	81	RECORD	PCT. RANK	GAMES	SCHEDULE	OF SCHEDULE	RPI	RPI	RPI	RPI
DIV. I ONLY	8- 2	51	8-2	307	91	111	111	7	7	
DIV. I NON-CONF.	8- 2	55	8-2	306	93	110	110	7	7	
TOTALS	RPI 1-25	RPI 26-50	W-L RECORDS	RPI 51-100	RPI 101-150	RPI 150+				
8- 2	0- 0	0- 1	OVERALL	1- 0	1- 1	6- 0				
3- 0	0- 0	0- 0	HOME	0- 0	1- 0	2- 0				
2- 1	0- 0	0- 1	AWAY	0- 0	0- 0	2- 0				
3- 1	0- 0	0- 0	NEUTRAL	1- 0	0- 1	2- 0				
8- 2	0- 0	0- 1	NON-CONFERENCE	1- 0	1- 1	6- 0				
3- 0	0- 0	0- 0	HOME	0- 0	1- 0	2- 0				
2- 1	0- 0	0- 1	AWAY	0- 0	0- 0	2- 0				
3- 1	0- 0	0- 0	NEUTRAL	1- 0	0- 1	2- 0				
0- 0	0- 0	0- 0	CONFERENCE	0- 0	0- 0	0- 0				
0- 0	0- 0	0- 0	HOME	0- 0	0- 0	0- 0				
0- 0	0- 0	0- 0	AWAY	0- 0	0- 0	0- 0				
0- 0	0- 0	0- 0	NEUTRAL	0- 0	0- 0	0- 0				

RPI S	Opponent	Score	RPI S	Opponent	Score	RPI S	Opponent	Score	RPI S	Opponent	Score	Team's RPI: 111
49	A Michigan	57 77	100	N Richmond	61 57	112	N Liberty	63 75	130	H Miami (OH)	79 68	
						196	N George Mason	61 59	229	A Western Ill.	84 49	
						232	H Jackson St.	78 69	261	N Eastern Wash.	66 46	
						285	A Oakland	74 58	296	H North Dakota St.	70 64	
LAST 10 Division I												
261	N Eastern Wash.	66 46	296	H North Dakota St.	70 64							
112	N Liberty	63 75	100	N Richmond	61 57							
232	H Jackson St.	78 69	196	N George Mason	61 59							
49	A Michigan	57 77	130	H Miami (OH)	79 68							
285	A Oakland	74 58	229	A Western Ill.	84 49							

Non-Div I Games: Eureka 101 39

Bradley

Average RPI Win: 297		WON-LOST	WINNING	LAST 10	STRENGTH OF	OPP. STRENGTH	TEAM	ADJ.	CONF.	ADJ CONF.
Average RPI Loss: 188		RECORD	PCT. RANK	GAMES	SCHEDULE	OF SCHEDULE	RPI	RPI	RPI	RPI
DIV. I ONLY		6- 6	165	5-5	327	297	277	277	8	8
DIV. I NON-CONF.		6- 6	167	5-5	330	293	280	280	8	8
TOTALS	RPI 1-25	RPI 26-50		W-L RECORDS		RPI 51-100	RPI 101-150	RPI 150+		
6- 6	0- 0	0- 0		OVERALL		0- 0	0- 2	6- 4		
1- 3	0- 0	0- 0		HOME		0- 0	0- 2	1- 1		
5- 2	0- 0	0- 0		AWAY		0- 0	0- 0	5- 2		
0- 1	0- 0	0- 0		NEUTRAL		0- 0	0- 0	0- 1		
6- 6	0- 0	0- 0		NON-CONFERENCE		0- 0	0- 2	6- 4		
1- 3	0- 0	0- 0		HOME		0- 0	0- 2	1- 1		
5- 2	0- 0	0- 0		AWAY		0- 0	0- 0	5- 2		
0- 1	0- 0	0- 0		NEUTRAL		0- 0	0- 0	0- 1		
0- 0	0- 0	0- 0		CONFERENCE		0- 0	0- 0	0- 0		
0- 0	0- 0	0- 0		HOME		0- 0	0- 0	0- 0		
0- 0	0- 0	0- 0		AWAY		0- 0	0- 0	0- 0		
0- 0	0- 0	0- 0		NEUTRAL		0- 0	0- 0	0- 0		

B
r
o
w
n

B
r
o
w
n

RPI 1-25				RPI 26-50				RPI 51-100				RPI 101+				Team's RPI: 277	
RPI	S	Opponent	Score	RPI	S	Opponent	Score	RPI	S	Opponent	Score	RPI	S	Opponent	Score		
												114	H	Holy Cross	71	83	
												125	H	Merrimack	57	72	
												153	A	Massachusetts	42	95	
												175	N	Rhode Island	44	89	
												242	A	Longwood	76	86	
												249	H	Maine	76	70	
												271	A	Fairfield	58	44	
												303	A	New Hampshire	76	68	
												314	A	FIU	72	57	
												317	A	Bryant	56	50	
												317	H	Bryant	44	45	
												328	A	Central Conn. St.	83	73	
LAST 10 Division I																	
				314	A	FIU	72 57	175	N	Rhode Island	44 89						
				271	A	Fairfield	58 44	114	H	Holy Cross	71 83						
				317	A	Bryant	56 50	125	H	Merrimack	57 72						
				242	A	Longwood	76 86	303	A	New Hampshire	76 68						
				328	A	Central Conn. St.	83 73	153	A	Massachusetts	42 95						

Non-Div I Games:

Brown

■ Loss, ■ Non-Conf, S Site, H Home A Away N Neutral

Bryant

Through Games Of Dec. 29, 2019

Average RPI Win:	304	WON-LOST	WINNING	LAST 10	STRENGTH OF	OPP. STRENGTH	TEAM	ADJ.	CONF.	ADJ CONF.
Average RPI Loss:	192	RECORD	PCT. RANK	GAMES	SCHEDULE	OF SCHEDULE	RPI	RPI	RPI	RPI
DIV. I ONLY	2- 9	306	1-9	229	324	317	317	30	30	
DIV. I NON-CONF.	2- 9	305	1-9	229	324	315	315	30	30	
TOTALS	RPI 1-25	RPI 26-50	W-L RECORDS	RPI 51-100	RPI 101-150	RPI 150+				
2- 9	0- 0	0- 1	OVERALL	0- 1	0- 2	2- 5				
1- 4	0- 0	0- 0	HOME	0- 1	0- 0	1- 3				
1- 5	0- 0	0- 1	AWAY	0- 0	0- 2	1- 2				
0- 0	0- 0	0- 0	NEUTRAL	0- 0	0- 0	0- 0				
2- 9	0- 0	0- 1	NON-CONFERENCE	0- 1	0- 2	2- 5				
1- 4	0- 0	0- 0	HOME	0- 1	0- 0	1- 3				
1- 5	0- 0	0- 1	AWAY	0- 0	0- 2	1- 2				
0- 0	0- 0	0- 0	NEUTRAL	0- 0	0- 0	0- 0				
0- 0	0- 0	0- 0	CONFERENCE	0- 0	0- 0	0- 0				
0- 0	0- 0	0- 0	HOME	0- 0	0- 0	0- 0				
0- 0	0- 0	0- 0	AWAY	0- 0	0- 0	0- 0				
0- 0	0- 0	0- 0	NEUTRAL	0- 0	0- 0	0- 0				

RPI S	Opponent	Score	RPI S	Opponent	Score	RPI S	Opponent	Score	RPI S	Opponent	Score	Team's RPI: 317
35	A Minnesota	56 101	75	H Providence	32 76	114	A Holy Cross	75 87	138	A Illinois	55 69	
						248	H UMass Lowell	35 55	265	A Vermont	66 71	
						273	A Army West Point	75 81	277	A Brown	45 44	
						277	H Brown	50 56	303	H New Hampshire	56 68	
						330	H Albany (NY)	68 55				
LAST 10 Division I												
273	A Army West Point	75 81	75	H Providence	32 76							
330	H Albany (NY)	68 55	248	H UMass Lowell	35 55							
277	H Brown	50 56	35	A Minnesota	56 101							
265	A Vermont	66 71	138	A Illinois	55 69							
303	H New Hampshire	56 68	114	A Holy Cross	75 87							

Non-Div I Games:

Bryant

Loss, Non-Conf, S Site, H Home A Away N Neutral

Average RPI Win:	179	WON-LOST	WINNING	LAST 10	STRENGTH OF	OPP. STRENGTH	TEAM	ADJ.	CONF.	ADJ CONF.
Average RPI Loss:	91	RECORD	PCT. RANK	GAMES	SCHEDULE	OF SCHEDULE	RPI	RPI	RPI	RPI
DIV. I ONLY	7- 4	101	7-3	202	33	97	97	13	13	
DIV. I NON-CONF.	7- 4	99	7-3	194	32	95	95	13	13	
TOTALS	RPI 1-25	RPI 26-50	W-L RECORDS	RPI 51-100	RPI 101-150	RPI 150+				
7- 4	0- 1	0- 0	OVERALL	1- 2	1- 0	5- 1				
3- 1	0- 0	0- 0	HOME	1- 1	0- 0	2- 0				
2- 3	0- 1	0- 0	AWAY	0- 1	0- 0	2- 1				
2- 0	0- 0	0- 0	NEUTRAL	0- 0	1- 0	1- 0				
7- 4	0- 1	0- 0	NON-CONFERENCE	1- 2	1- 0	5- 1				
3- 1	0- 0	0- 0	HOME	1- 1	0- 0	2- 0				
2- 3	0- 1	0- 0	AWAY	0- 1	0- 0	2- 1				
2- 0	0- 0	0- 0	NEUTRAL	0- 0	1- 0	1- 0				
0- 0	0- 0	0- 0	CONFERENCE	0- 0	0- 0	0- 0				
0- 0	0- 0	0- 0	HOME	0- 0	0- 0	0- 0				
0- 0	0- 0	0- 0	AWAY	0- 0	0- 0	0- 0				
0- 0	0- 0	0- 0	NEUTRAL	0- 0	0- 0	0- 0				

RPI 1-25				RPI 26-50				RPI 51-100				Team's RPI: 97	RPI 101+			
RPI	S	Opponent	Score	RPI	S	Opponent	Score	RPI	S	Opponent	Score		RPI	S	Opponent	Score
21	A	Virginia	60 84					66	H	Drexel	60 49		131	N	Cincinnati	56 48
								73	H	Temple	61 72		173	N	Howard	70 60
								90	A	Stony Brook	73 78		181	A	Quinnipiac	69 76
													196	A	George Mason	64 51
													199	H	Monmouth	71 37
													206	A	Saint Francis (PA)	70 46
													281	H	St. Bonaventure	68 60
LAST 10 Division I																
				90	A	Stony Brook	73 78						196	A	George Mason	64 51
				206	A	Saint Francis (PA)	70 46						131	N	Cincinnati	56 48
				66	H	Drexel	60 49						173	N	Howard	70 60
				281	H	St. Bonaventure	68 60						73	H	Temple	61 72
				199	H	Monmouth	71 37						181	A	Quinnipiac	69 76

Non-Div I Games:

Bucknell

Average RPI Win:	209	WON-LOST	WINNING	LAST 10	STRENGTH OF	OPP. STRENGTH	TEAM	ADJ.	CONF.	ADJ CONF.
Average RPI Loss:	113	RECORD	PCT. RANK	GAMES	SCHEDULE	OF SCHEDULE	RPI	RPI	RPI	RPI
DIV. I ONLY	9- 2	43	8-2	252	153	71	71	10	10	
DIV. I NON-CONF.	9- 2	41	8-2	253	153	72	72	10	10	
TOTALS	RPI 1-25	RPI 26-50	W-L RECORDS	RPI 51-100	RPI 101-150	RPI 150+				
9- 2	0- 1	0- 0	OVERALL	1- 0	2- 0	6- 1				
5- 0	0- 0	0- 0	HOME	0- 0	2- 0	3- 0				
2- 2	0- 1	0- 0	AWAY	0- 0	0- 0	2- 1				
2- 0	0- 0	0- 0	NEUTRAL	1- 0	0- 0	1- 0				
9- 2	0- 1	0- 0	NON-CONFERENCE	1- 0	2- 0	6- 1				
5- 0	0- 0	0- 0	HOME	0- 0	2- 0	3- 0				
2- 2	0- 1	0- 0	AWAY	0- 0	0- 0	2- 1				
2- 0	0- 0	0- 0	NEUTRAL	1- 0	0- 0	1- 0				
0- 0	0- 0	0- 0	CONFERENCE	0- 0	0- 0	0- 0				
0- 0	0- 0	0- 0	HOME	0- 0	0- 0	0- 0				
0- 0	0- 0	0- 0	AWAY	0- 0	0- 0	0- 0				
0- 0	0- 0	0- 0	NEUTRAL	0- 0	0- 0	0- 0				

RPI 1-25				RPI 26-50				RPI 51-100 Team's RPI: 71				RPI 101+			
RPI	S	Opponent	Score	RPI	S	Opponent	Score	RPI	S	Opponent	Score	RPI	S	Opponent	Score
5	A	Stanford	69 88					66	N	Drexel	63 59	124	H	Dayton	67 59
												148	H	Columbia	82 75
												158	H	Dartmouth	73 49
												203	N	American	73 55
												220	A	San Jose St.	88 95
												227	A	Niagara	81 67
												281	A	St. Bonaventure	46 36
												328	H	Central Conn. St.	61 56
												343	H	Canisius	71 55
LAST 10 Division I															
158	H	Dartmouth	73 49	203	N	American	73 55								
124	H	Dayton	67 59	66	N	Drexel	63 59								
281	A	St. Bonaventure	46 36	5	A	Stanford	69 88								
343	H	Canisius	71 55	220	A	San Jose St.	88 95								
227	A	Niagara	81 67	148	H	Columbia	82 75								

Non-Div I Games:

Buffalo

■ Loss,
■ Non-Conf, S Site,
■ Home
■ Away
N Neutral

Average RPI Win:	211	WON-LOST	WINNING	LAST 10	STRENGTH OF	OPP. STRENGTH	TEAM	ADJ.	CONF.	ADJ CONF.
Average RPI Loss:	49	RECORD	PCT. RANK	GAMES	SCHEDULE	OF SCHEDULE	RPI	RPI	RPI	RPI
DIV. I ONLY	8- 4	85	6-4	172	71	137	137	6	6	
DIV. I NON-CONF.	8- 3	67	6-3	188	85	112	112	6	6	
TOTALS	RPI 1-25	RPI 26-50	W-L RECORDS	RPI 51-100	RPI 101-150	RPI 150+				
8- 4	0- 1	0- 0	OVERALL	1- 3	2- 0	5- 0				
7- 2	0- 1	0- 0	HOME	1- 1	1- 0	5- 0				
0- 1	0- 0	0- 0	AWAY	0- 1	0- 0	0- 0				
1- 1	0- 0	0- 0	NEUTRAL	0- 1	1- 0	0- 0				
8- 3	0- 1	0- 0	NON-CONFERENCE	1- 2	2- 0	5- 0				
7- 1	0- 1	0- 0	HOME	1- 0	1- 0	5- 0				
0- 1	0- 0	0- 0	AWAY	0- 1	0- 0	0- 0				
1- 1	0- 0	0- 0	NEUTRAL	0- 1	1- 0	0- 0				
0- 1	0- 0	0- 0	CONFERENCE	0- 1	0- 0	0- 0				
0- 1	0- 0	0- 0	HOME	0- 1	0- 0	0- 0				
0- 0	0- 0	0- 0	AWAY	0- 0	0- 0	0- 0				
0- 0	0- 0	0- 0	NEUTRAL	0- 0	0- 0	0- 0				

RPI 1-25				RPI 26-50				RPI 51-100				RPI 101+ Team's RPI: 137			
RPI	S	Opponent	Score	RPI	S	Opponent	Score	RPI	S	Opponent	Score	RPI	S	Opponent	Score
12	H	Indiana	53 64					51	H	Seton Hall	62 67	126	N	Ohio	60 55
								53	N	Georgia	36 69	127	H	Akron	76 55
								76	H	IUPUI	64 61	188	H	Eastern Ky.	73 41
								81	A	Ball St.	70 74	202	H	Wagner	74 58
												307	H	High Point	74 52
												325	H	Purdue Fort Wayne	85 58
												334	H	Detroit Mercy	82 60
LAST 10 Division I															
51	H	Seton Hall	62 67	12	H	Indiana	53 64								
325	H	Purdue Fort Wayne	85 58	127	H	Akron	76 55								
307	H	High Point	74 52	126	N	Ohio	60 55								
76	H	IUPUI	64 61	53	N	Georgia	36 69								
188	H	Eastern Ky.	73 41	81	A	Ball St.	70 74								

Non-Div I Games:

Butler

CSU Bakersfield

Through Games Of Dec. 29, 2019

Average RPI Win:	223	WON-LOST	WINNING	LAST 10	STRENGTH OF	OPP. STRENGTH	TEAM	ADJ.	CONF.	ADJ CONF.
Average RPI Loss:	76	RECORD	PCT. RANK	GAMES	SCHEDULE	OF SCHEDULE	RPI	RPI	RPI	RPI
DIV. I ONLY	5- 4	136	5-4	50	178	80	80	32	32	
DIV. I NON-CONF.	5- 4	134	5-4	51	178	84	84	32	32	
TOTALS	RPI 1-25	RPI 26-50	W-L RECORDS	RPI 51-100	RPI 101-150	RPI 150+				
5- 4	0- 2	0- 0	OVERALL	1- 0	0- 1	4- 1				
5- 0	0- 0	0- 0	HOME	1- 0	0- 0	4- 0				
0- 4	0- 2	0- 0	AWAY	0- 0	0- 1	0- 1				
0- 0	0- 0	0- 0	NEUTRAL	0- 0	0- 0	0- 0				
5- 4	0- 2	0- 0	NON-CONFERENCE	1- 0	0- 1	4- 1				
5- 0	0- 0	0- 0	HOME	1- 0	0- 0	4- 0				
0- 4	0- 2	0- 0	AWAY	0- 0	0- 1	0- 1				
0- 0	0- 0	0- 0	NEUTRAL	0- 0	0- 0	0- 0				
0- 0	0- 0	0- 0	CONFERENCE	0- 0	0- 0	0- 0				
0- 0	0- 0	0- 0	HOME	0- 0	0- 0	0- 0				
0- 0	0- 0	0- 0	AWAY	0- 0	0- 0	0- 0				
0- 0	0- 0	0- 0	NEUTRAL	0- 0	0- 0	0- 0				

RPI 1-25				RPI 26-50				RPI 51-100 Team's RPI: 80				RPI 101+			
RPI	S	Opponent	Score	RPI	S	Opponent	Score	RPI	S	Opponent	Score	RPI	S	Opponent	Score
4	A	Oregon St.	50 69					92	H	Pacific	80 70	101	A	Washington	49 80
7	A	Gonzaga	48 92									191	A	Wright St.	60 65
												204	H	North Texas	61 52
												220	H	San Jose St.	75 71
												282	H	UC Santa Barbara	66 62
												316	H	N.C. Central	80 71
LAST 10 Division I															
4	A	Oregon St.	50 69	316	H	N.C. Central	80 71								
282	H	UC Santa Barbara	66 62	220	H	San Jose St.	75 71								
92	H	Pacific	80 70	204	H	North Texas	61 52								
101	A	Washington	49 80	191	A	Wright St.	60 65								
				7	A	Gonzaga	48 92								

Non-Div I Games: Fresno Pacific 95 64 Westcliff 100 44 Cal St. Dom. Hills 83 74

CSU Bakersfield

Loss, Non-Conf, S Site, H Home A Away N Neutral

Average RPI Win:	257	WON-LOST	WINNING	LAST 10	STRENGTH OF	OPP. STRENGTH	TEAM	ADJ.	CONF.	ADJ CONF.
Average RPI Loss:	125	RECORD	PCT. RANK	GAMES	SCHEDULE	OF SCHEDULE	RPI	RPI	RPI	RPI
DIV. I ONLY	4- 9	252	4-6	205	83	235	235	25	25	
DIV. I NON-CONF.	4- 9	252	4-6	198	80	237	237	26	26	
TOTALS	RPI 1-25	RPI 26-50	W-L RECORDS	RPI 51-100	RPI 101-150	RPI 150+				
4- 9	0- 2	0- 0	OVERALL	0- 2	0- 2	4- 3				
1- 4	0- 2	0- 0	HOME	0- 2	0- 0	1- 0				
2- 4	0- 0	0- 0	AWAY	0- 0	0- 2	2- 2				
1- 1	0- 0	0- 0	NEUTRAL	0- 0	0- 0	1- 1				
4- 9	0- 2	0- 0	NON-CONFERENCE	0- 2	0- 2	4- 3				
1- 4	0- 2	0- 0	HOME	0- 2	0- 0	1- 0				
2- 4	0- 0	0- 0	AWAY	0- 0	0- 2	2- 2				
1- 1	0- 0	0- 0	NEUTRAL	0- 0	0- 0	1- 1				
0- 0	0- 0	0- 0	CONFERENCE	0- 0	0- 0	0- 0				
0- 0	0- 0	0- 0	HOME	0- 0	0- 0	0- 0				
0- 0	0- 0	0- 0	AWAY	0- 0	0- 0	0- 0				
0- 0	0- 0	0- 0	NEUTRAL	0- 0	0- 0	0- 0				

RPI 1-25				RPI 26-50				RPI 51-100				RPI 101+ Team's RPI: 235			
RPI	S	Opponent	Score	RPI	S	Opponent	Score	RPI	S	Opponent	Score	RPI	S	Opponent	Score
10	H	UCLA	44 58					82	H	Southern California	53 69	103	A	Washington St.	61 71
21	H	Virginia	47 72					84	H	Santa Clara	55 76	144	A	San Francisco	61 79
												164	H	Portland	73 64
												212	N	SMU	58 68
												217	A	San Diego	40 59
												250	A	California Baptist	56 64
												268	A	LMU (CA)	56 54
												288	N	Indiana St.	67 59
												309	A	San Diego St.	74 69
LAST 10 Division I															
309	A	San Diego St.	74 69	268	A	LMU (CA)	56 54								
217	A	San Diego	40 59	288	N	Indiana St.	67 59								
84	H	Santa Clara	55 76	212	N	SMU	58 68								
10	H	UCLA	44 58	103	A	Washington St.	61 71								
144	A	San Francisco	61 79	164	H	Portland	73 64								

Non-Div I Games:

CSUN

■ Loss,
 ■ Non-Conf,
 ■ S Site,
 ■ H Home
 ■ A Away
 N Neutral

Average RPI Win:	251	WON-LOST	WINNING	LAST 10	STRENGTH OF	OPP. STRENGTH	TEAM	ADJ.	CONF.	ADJ CONF.
Average RPI Loss:	197	RECORD	PCT. RANK	GAMES	SCHEDULE	OF SCHEDULE	RPI	RPI	RPI	RPI
DIV. I ONLY	2- 8	296	2-8	215	329	323	323	25	25	
DIV. I NON-CONF.	2- 8	296	2-8	211	332	321	321	26	26	
TOTALS	RPI 1-25	RPI 26-50	W-L RECORDS	RPI 51-100	RPI 101-150	RPI 150+				
2- 8	0- 0	0- 0	OVERALL	0- 2	0- 1	2- 5				
2- 3	0- 0	0- 0	HOME	0- 1	0- 0	2- 2				
0- 5	0- 0	0- 0	AWAY	0- 1	0- 1	0- 3				
0- 0	0- 0	0- 0	NEUTRAL	0- 0	0- 0	0- 0				
2- 8	0- 0	0- 0	NON-CONFERENCE	0- 2	0- 1	2- 5				
2- 3	0- 0	0- 0	HOME	0- 1	0- 0	2- 2				
0- 5	0- 0	0- 0	AWAY	0- 1	0- 1	0- 3				
0- 0	0- 0	0- 0	NEUTRAL	0- 0	0- 0	0- 0				
0- 0	0- 0	0- 0	CONFERENCE	0- 0	0- 0	0- 0				
0- 0	0- 0	0- 0	HOME	0- 0	0- 0	0- 0				
0- 0	0- 0	0- 0	AWAY	0- 0	0- 0	0- 0				
0- 0	0- 0	0- 0	NEUTRAL	0- 0	0- 0	0- 0				

RPI	S	Opponent	Score	RPI	S	Opponent	Score	RPI	S	Opponent	Score	RPI	S	Opponent	Score	Team's RPI: 323
60	H	Old Dominion	55	61	120	A	Saint Mary's (CA)	67	84	151	H	Lamar University	57	56		
64	A	Arizona St.	41	66	160	H	Fresno St.	52	79	253	A	Pepperdine	53	63		
					279	A	Denver	66	96	308	A	Nevada	40	71		
					329	H	Seattle U	49	72	329	H	Seattle U	49	72		
					350	H	Sacramento St.	62	43							
LAST 10 Division I																
308	A	Nevada	40	71	60	H	Old Dominion	55	61							
329	H	Seattle U	49	72	64	A	Arizona St.	41	66							
120	A	Saint Mary's (CA)	67	84	350	H	Sacramento St.	62	43							
151	H	Lamar University	57	56	279	A	Denver	66	96							
160	H	Fresno St.	52	79	253	A	Pepperdine	53	63							

Non-Div I Games:

Cal Poly

■ Loss,
 ■ Non-Conf,
 ■ S Site,
 ■ H Home
 ■ A Away
 N Neutral

Average RPI Win:	268	WON-LOST	WINNING	LAST 10	STRENGTH OF	OPP. STRENGTH	TEAM	ADJ.	CONF.	ADJ CONF.
Average RPI Loss:	186	RECORD	PCT. RANK	GAMES	SCHEDULE	OF SCHEDULE	RPI	RPI	RPI	RPI
DIV. I ONLY	8- 5	114	6-4	313	260	208	208	25	25	
DIV. I NON-CONF.	8- 5	118	6-4	313	260	210	210	26	26	
TOTALS	RPI 1-25	RPI 26-50	W-L RECORDS	RPI 51-100	RPI 101-150	RPI 150+				
8- 5	0- 0	0- 0	OVERALL	0- 0	0- 2	8- 3				
4- 2	0- 0	0- 0	HOME	0- 0	0- 1	4- 1				
4- 3	0- 0	0- 0	AWAY	0- 0	0- 1	4- 2				
0- 0	0- 0	0- 0	NEUTRAL	0- 0	0- 0	0- 0				
8- 5	0- 0	0- 0	NON-CONFERENCE	0- 0	0- 2	8- 3				
4- 2	0- 0	0- 0	HOME	0- 0	0- 1	4- 1				
4- 3	0- 0	0- 0	AWAY	0- 0	0- 1	4- 2				
0- 0	0- 0	0- 0	NEUTRAL	0- 0	0- 0	0- 0				
0- 0	0- 0	0- 0	CONFERENCE	0- 0	0- 0	0- 0				
0- 0	0- 0	0- 0	HOME	0- 0	0- 0	0- 0				
0- 0	0- 0	0- 0	AWAY	0- 0	0- 0	0- 0				
0- 0	0- 0	0- 0	NEUTRAL	0- 0	0- 0	0- 0				

RPI 1-25			RPI 26-50			RPI 51-100			RPI 101+			Team's RPI: 208
RPI	S	Opponent	Score	RPI	S	Opponent	Score	RPI	S	Opponent	Score	
								128	H	Montana	69	71
								144	A	San Francisco	63	71
								161	A	Southern Utah	63	79
								189	H	Delaware	55	72
								217	A	San Diego	72	67
								245	H	Utah St.	83	62
								250	H	California Baptist	97	93
								255	A	Grand Canyon	80	70
								263	A	UNLV	64	58
								268	A	LMU (CA)	79	74
								309	A	San Diego St.	45	55
								313	H	Air Force	79	70
								329	H	Seattle U	81	63
LAST 10 Division I												
329	H	Seattle U	81	63	144	A	San Francisco	63	71			
313	H	Air Force	79	70	128	H	Montana	69	71			
250	H	California Baptist	97	93	189	H	Delaware	55	72			
217	A	San Diego	72	67	255	A	Grand Canyon	80	70			
309	A	San Diego St.	45	55	245	H	Utah St.	83	62			

Non-Div I Games:

Cal St. Fullerton

■ Loss,
 ■ Non-Conf,
 ■ S Site,
 ■ H Home
 ■ A Away
 N Neutral

California

Through Games Of Dec. 29, 2019

Average RPI Win:	216	WON-LOST	WINNING	LAST 10	STRENGTH OF	OPP. STRENGTH	TEAM	ADJ.	CONF.	ADJ CONF.
Average RPI Loss:	49	RECORD	PCT. RANK	GAMES	SCHEDULE	OF SCHEDULE	RPI	RPI	RPI	RPI
DIV. I ONLY	8- 3	70	8-2	70	179	59	59	1	1	
DIV. I NON-CONF.	8- 3	67	8-2	72	179	58	58	1	1	
TOTALS	RPI 1-25	RPI 26-50	W-L RECORDS	RPI 51-100	RPI 101-150	RPI 150+				
8- 3	0- 1	1- 1	OVERALL	1- 0	0- 1	6- 0				
7- 1	0- 0	1- 1	HOME	1- 0	0- 0	5- 0				
1- 2	0- 1	0- 0	AWAY	0- 0	0- 1	1- 0				
0- 0	0- 0	0- 0	NEUTRAL	0- 0	0- 0	0- 0				
8- 3	0- 1	1- 1	NON-CONFERENCE	1- 0	0- 1	6- 0				
7- 1	0- 0	1- 1	HOME	1- 0	0- 0	5- 0				
1- 2	0- 1	0- 0	AWAY	0- 0	0- 1	1- 0				
0- 0	0- 0	0- 0	NEUTRAL	0- 0	0- 0	0- 0				
0- 0	0- 0	0- 0	CONFERENCE	0- 0	0- 0	0- 0				
0- 0	0- 0	0- 0	HOME	0- 0	0- 0	0- 0				
0- 0	0- 0	0- 0	AWAY	0- 0	0- 0	0- 0				
0- 0	0- 0	0- 0	NEUTRAL	0- 0	0- 0	0- 0				

RPI 1-25				RPI 26-50				RPI 51-100				RPI 101+			
RPI	S	Opponent	Score	RPI	S	Opponent	Score	RPI	S	Opponent	Score	RPI	S	Opponent	Score
1	A	UConn	61 72	26	H	Kentucky	61 63	84	H	Santa Clara	69 65	121	A	Harvard	53 56
				43	H	Arkansas	84 80					210	H	Boston U.	73 62
												237	H	Long Beach St.	68 45
												255	H	Grand Canyon	72 53
												270	H	UC Riverside	84 61
												309	A	San Diego St.	74 48
												316	H	N.C. Central	90 69
LAST 10 Division I															
255	H	Grand Canyon	72 53	237	H	Long Beach St.	68 45								
26	H	Kentucky	61 63	316	H	N.C. Central	90 69								
84	H	Santa Clara	69 65	43	H	Arkansas	84 80								
210	H	Boston U.	73 62	309	A	San Diego St.	74 48								
1	A	UConn	61 72	270	H	UC Riverside	84 61								

Non-Div I Games:

California

■ Loss,
 ■ Non-Conf, S Site,
 ■ Home
 ■ Away
 N Neutral

Average RPI Win:	244	WON-LOST	WINNING	LAST 10	STRENGTH OF	OPP. STRENGTH	TEAM	ADJ.	CONF.	ADJ CONF.
Average RPI Loss:	167	RECORD	PCT. RANK	GAMES	SCHEDULE	OF SCHEDULE	RPI	RPI	RPI	RPI
DIV. I ONLY	6- 6	165	4-6	284	172	250	250	32	32	
DIV. I NON-CONF.	6- 6	167	4-6	285	173	250	250	32	32	
TOTALS	RPI 1-25	RPI 26-50	W-L RECORDS	RPI 51-100	RPI 101-150	RPI 150+				
6- 6	0- 1	0- 0	OVERALL	0- 0	0- 2	6- 3				
5- 1	0- 0	0- 0	HOME	0- 0	0- 0	5- 1				
1- 2	0- 0	0- 0	AWAY	0- 0	0- 0	1- 2				
0- 3	0- 1	0- 0	NEUTRAL	0- 0	0- 2	0- 0				
6- 6	0- 1	0- 0	NON-CONFERENCE	0- 0	0- 2	6- 3				
5- 1	0- 0	0- 0	HOME	0- 0	0- 0	5- 1				
1- 2	0- 0	0- 0	AWAY	0- 0	0- 0	1- 2				
0- 3	0- 1	0- 0	NEUTRAL	0- 0	0- 2	0- 0				
0- 0	0- 0	0- 0	CONFERENCE	0- 0	0- 0	0- 0				
0- 0	0- 0	0- 0	HOME	0- 0	0- 0	0- 0				
0- 0	0- 0	0- 0	AWAY	0- 0	0- 0	0- 0				
0- 0	0- 0	0- 0	NEUTRAL	0- 0	0- 0	0- 0				

RPI 1-25				RPI 26-50				RPI 51-100				RPI 101+				Team's RPI: 250
RPI	S	Opponent	Score	RPI	S	Opponent	Score	RPI	S	Opponent	Score	RPI	S	Opponent	Score	
5	N	Stanford	78 83									104	N	Houston	75 96	
												106	N	Bowling Green	60 98	
												179	H	Alabama A&M	60 55	
												208	A	Cal St. Fullerton	93 97	
												235	H	CSUN	64 56	
												237	H	Long Beach St.	79 70	
												256	H	Northern Ariz.	98 79	
												270	A	UC Riverside	64 80	
												272	A	Idaho St.	74 68	
												282	H	UC Santa Barbara	85 81	
												309	H	San Diego St.	68 80	
LAST 10 Division I																
309	H	San Diego St.	68 80	106	N	Bowling Green	60 98									
272	A	Idaho St.	74 68	104	N	Houston	75 96									
208	A	Cal St. Fullerton	93 97	5	N	Stanford	78 83									
270	A	UC Riverside	64 80	282	H	UC Santa Barbara	85 81									
179	H	Alabama A&M	60 55	256	H	Northern Ariz.	98 79									

Non-Div I Games: Ottawa (AZ) 103 75 LIFE Pacific 93 48

California Baptist

Loss, Non-Conf, S Site, H Home A Away N Neutral

Average RPI Win:	236	WON-LOST	WINNING	LAST 10	STRENGTH OF	OPP. STRENGTH	TEAM	ADJ.	CONF.	ADJ CONF.
Average RPI Loss:	204	RECORD	PCT. RANK	GAMES	SCHEDULE	OF SCHEDULE	RPI	RPI	RPI	RPI
DIV. I ONLY	4- 4	165	4-4	295	284	222	222	29	29	
DIV. I NON-CONF.	3- 4	202	3-4	274	269	221	221	29	29	
TOTALS	RPI 1-25	RPI 26-50	W-L RECORDS	RPI 51-100	RPI 101-150	RPI 150+				
4- 4	0- 0	0- 0	OVERALL	0- 1	1- 1	3- 2				
3- 0	0- 0	0- 0	HOME	0- 0	1- 0	2- 0				
1- 4	0- 0	0- 0	AWAY	0- 1	0- 1	1- 2				
0- 0	0- 0	0- 0	NEUTRAL	0- 0	0- 0	0- 0				
3- 4	0- 0	0- 0	NON-CONFERENCE	0- 1	1- 1	2- 2				
2- 0	0- 0	0- 0	HOME	0- 0	1- 0	1- 0				
1- 4	0- 0	0- 0	AWAY	0- 1	0- 1	1- 2				
0- 0	0- 0	0- 0	NEUTRAL	0- 0	0- 0	0- 0				
1- 0	0- 0	0- 0	CONFERENCE	0- 0	0- 0	1- 0				
1- 0	0- 0	0- 0	HOME	0- 0	0- 0	1- 0				
0- 0	0- 0	0- 0	AWAY	0- 0	0- 0	0- 0				
0- 0	0- 0	0- 0	NEUTRAL	0- 0	0- 0	0- 0				

RPI 1-25				RPI 26-50				RPI 51-100				RPI 101+ Team's RPI: 222					
RPI	S	Opponent	Score	RPI	S	Opponent	Score	RPI	S	Opponent	Score	RPI	S	Opponent	Score		
								60	A	Old Dominion	44	59	116	A	Wake Forest	46	74
													119	H	UNC Greensboro	72	64
													184	H	Kennesaw St.	63	51
													307	H	High Point	73	36
													316	A	N.C. Central	64	67
													324	A	Hofstra	55	58
													333	A	Western Caro.	61	40
LAST 10 Division I																	

Non-Div I Games: St. Andrews 122 56 Bluefield Col. 65 41

Campbell

Loss, Non-Conf, S Site, H Home A Away N Neutral

Average RPI Win:	281	WON-LOST	WINNING	LAST 10	STRENGTH OF	OPP. STRENGTH	TEAM	ADJ.	CONF.	ADJ CONF.
Average RPI Loss:	199	RECORD	PCT. RANK	GAMES	SCHEDULE	OF SCHEDULE	RPI	RPI	RPI	RPI
DIV. I ONLY	1- 8	322	1-8	293	295	343	343	23	23	
DIV. I NON-CONF.	1- 8	322	1-8	296	291	343	343	23	23	
TOTALS	RPI 1-25	RPI 26-50	W-L RECORDS	RPI 51-100	RPI 101-150	RPI 150+				
1- 8	0- 0	0- 0	OVERALL	0- 2	0- 1	1- 5				
1- 2	0- 0	0- 0	HOME	0- 1	0- 0	1- 1				
0- 5	0- 0	0- 0	AWAY	0- 1	0- 1	0- 3				
0- 1	0- 0	0- 0	NEUTRAL	0- 0	0- 0	0- 1				
1- 8	0- 0	0- 0	NON-CONFERENCE	0- 2	0- 1	1- 5				
1- 2	0- 0	0- 0	HOME	0- 1	0- 0	1- 1				
0- 5	0- 0	0- 0	AWAY	0- 1	0- 1	0- 3				
0- 1	0- 0	0- 0	NEUTRAL	0- 0	0- 0	0- 1				
0- 0	0- 0	0- 0	CONFERENCE	0- 0	0- 0	0- 0				
0- 0	0- 0	0- 0	HOME	0- 0	0- 0	0- 0				
0- 0	0- 0	0- 0	AWAY	0- 0	0- 0	0- 0				
0- 0	0- 0	0- 0	NEUTRAL	0- 0	0- 0	0- 0				

RPI 1-25				RPI 26-50				RPI 51-100				RPI 101+				Team's RPI: 343	
RPI	S	Opponent	Score	RPI	S	Opponent	Score	RPI	S	Opponent	Score	RPI	S	Opponent	Score		
								67	H	Colgate	69	90	141	A	Youngstown St.	59	87
								71	A	Buffalo	55	71	216	A	Toledo	65	83
													219	A	Stetson	52	68
													265	A	Vermont	53	76
													281	H	St. Bonaventure	84	82
													286	N	Appalachian St.	57	74
													330	H	Albany (NY)	53	70
LAST 10 Division I																	
				286	N	Appalachian St.	57	74	216	A	Toledo	65	83				
				219	A	Stetson	52	68	281	H	St. Bonaventure	84	82				
				265	A	Vermont	53	76	71	A	Buffalo	55	71				
				330	H	Albany (NY)	53	70	141	A	Youngstown St.	59	87				
				67	H	Colgate	69	90									

Non-Div I Games:

Canisius

Central Ark.

Through Games Of Dec. 29, 2019

Average RPI Win:	292	WON-LOST	WINNING	LAST 10	STRENGTH OF	OPP. STRENGTH	TEAM	ADJ.	CONF.	ADJ CONF.
Average RPI Loss:	163	RECORD	PCT. RANK	GAMES	SCHEDULE	OF SCHEDULE	RPI	RPI	RPI	RPI
DIV. I ONLY	2- 6	272	2-6	294	259	300	300	26	26	
DIV. I NON-CONF.	1- 5	314	1-5	235	110	307	307	24	24	
TOTALS	RPI 1-25	RPI 26-50	W-L RECORDS	RPI 51-100	RPI 101-150	RPI 150+				
2- 6	0- 1	0- 0	OVERALL	0- 0	0- 1	2- 4				
1- 0	0- 0	0- 0	HOME	0- 0	0- 0	1- 0				
1- 6	0- 1	0- 0	AWAY	0- 0	0- 1	1- 4				
0- 0	0- 0	0- 0	NEUTRAL	0- 0	0- 0	0- 0				
1- 5	0- 1	0- 0	NON-CONFERENCE	0- 0	0- 1	1- 3				
1- 0	0- 0	0- 0	HOME	0- 0	0- 0	1- 0				
0- 5	0- 1	0- 0	AWAY	0- 0	0- 1	0- 3				
0- 0	0- 0	0- 0	NEUTRAL	0- 0	0- 0	0- 0				
1- 1	0- 0	0- 0	CONFERENCE	0- 0	0- 0	1- 1				
0- 0	0- 0	0- 0	HOME	0- 0	0- 0	0- 0				
1- 1	0- 0	0- 0	AWAY	0- 0	0- 0	1- 1				
0- 0	0- 0	0- 0	NEUTRAL	0- 0	0- 0	0- 0				

RPI 1-25				RPI 26-50				RPI 51-100				RPI 101+ Team's RPI: 300			
RPI	S	Opponent	Score	RPI	S	Opponent	Score	RPI	S	Opponent	Score	RPI	S	Opponent	Score
11	A	Texas A&M	46 76									117	A	Tennessee	36 63
												176	A	Tulane	38 65
												201	A	Little Rock	48 63
												223	A	A&M-Corpus Christi	47 67
												232	H	Jackson St.	57 54
												251	A	Northern Ky.	56 72
												351	A	Incarnate Word	47 37
LAST 10 Division I															
11	A	Texas A&M	46 76	223	A	A&M-Corpus Christi	47 67								
232	H	Jackson St.	57 54	351	A	Incarnate Word	47 37								
251	A	Northern Ky.	56 72	117	A	Tennessee	36 63								
176	A	Tulane	38 65												
201	A	Little Rock	48 63												

Non-Div I Games: Hendrix 104 28 Central Baptist 66 43 Crowley's Ridge 82 26

Central Ark.

Loss, Non-Conf, S Site, H Home A Away N Neutral

Average RPI Win:	327	WON-LOST	WINNING	LAST 10	STRENGTH OF	OPP. STRENGTH	TEAM	ADJ.	CONF.	ADJ CONF.
Average RPI Loss:	190	RECORD	PCT. RANK	GAMES	SCHEDULE	OF SCHEDULE	RPI	RPI	RPI	RPI
DIV. I ONLY	1- 10	329	1-9	273	292	328	328	30	30	
DIV. I NON-CONF.	1- 10	329	1-9	275	288	328	328	30	30	
TOTALS	RPI 1-25	RPI 26-50	W-L RECORDS	RPI 51-100	RPI 101-150	RPI 150+				
1- 10	0- 0	0- 1	OVERALL	0- 3	0- 0	1- 6				
0- 3	0- 0	0- 0	HOME	0- 0	0- 0	0- 3				
1- 7	0- 0	0- 1	AWAY	0- 3	0- 0	1- 3				
0- 0	0- 0	0- 0	NEUTRAL	0- 0	0- 0	0- 0				
1- 10	0- 0	0- 1	NON-CONFERENCE	0- 3	0- 0	1- 6				
0- 3	0- 0	0- 0	HOME	0- 0	0- 0	0- 3				
1- 7	0- 0	0- 1	AWAY	0- 3	0- 0	1- 3				
0- 0	0- 0	0- 0	NEUTRAL	0- 0	0- 0	0- 0				
0- 0	0- 0	0- 0	CONFERENCE	0- 0	0- 0	0- 0				
0- 0	0- 0	0- 0	HOME	0- 0	0- 0	0- 0				
0- 0	0- 0	0- 0	AWAY	0- 0	0- 0	0- 0				
0- 0	0- 0	0- 0	NEUTRAL	0- 0	0- 0	0- 0				

RPI 1-25				RPI 26-50				RPI 51-100				RPI 101+				Team's RPI: 328	
RPI	S	Opponent	Score	RPI	S	Opponent	Score	RPI	S	Opponent	Score	RPI	S	Opponent	Score		
				30	A	FGCU	60 94	71	A	Buffalo	56 61	182	A	Fla. Atlantic	54 72		
								77	A	Lehigh	51 70	248	H	UMass Lowell	54 56		
								95	A	Duquesne	33 72	277	H	Brown	73 83		
												290	A	Pittsburgh	73 81		
												303	A	New Hampshire	59 70		
												327	A	Hartford	61 54		
												330	H	Albany (NY)	63 73		
LAST 10 Division I																	
				248	H	UMass Lowell	54 56	327	A	Hartford	61 54						
				330	H	Albany (NY)	63 73	30	A	FGCU	60 94						
				95	A	Duquesne	33 72	182	A	Fla. Atlantic	54 72						
				77	A	Lehigh	51 70	303	A	New Hampshire	59 70						
				277	H	Brown	73 83	290	A	Pittsburgh	73 81						

Non-Div I Games:

Central Conn. St.

■ Loss,
 ■ Non-Conf,
 ■ S Site,
 ■ Home
 ■ A Away
 N Neutral

General Information				Through Games of Dec. 19, 1919						
Average RPI Win:	158	WON-LOST	WINNING	LAST 10	STRENGTH OF	OPP. STRENGTH	TEAM	ADJ.	CONF.	ADJ CONF.
Average RPI Loss:	52	RECORD	PCT. RANK	GAMES	SCHEDULE	OF SCHEDULE	RPI	RPI	RPI	RPI
DIV. I ONLY		7- 3	76	7-3	75	67	47	47	10	10
DIV. I NON-CONF.		7- 3	79	7-3	76	66	46	46	10	10
<hr/>										
TOTALS	RPI 1-25	RPI 26-50		W-L RECORDS		RPI 51-100	RPI 101-150		RPI 150+	
7- 3	0- 1	0- 1		OVERALL		1- 0	3- 1		3- 0	
4- 1	0- 0	0- 0		HOME		1- 0	1- 1		2- 0	
3- 2	0- 1	0- 1		AWAY		0- 0	2- 0		1- 0	
0- 0	0- 0	0- 0		NEUTRAL		0- 0	0- 0		0- 0	
<hr/>										
7- 3	0- 1	0- 1		NON-CONFERENCE		1- 0	3- 1		3- 0	
4- 1	0- 0	0- 0		HOME		1- 0	1- 1		2- 0	
3- 2	0- 1	0- 1		AWAY		0- 0	2- 0		1- 0	
0- 0	0- 0	0- 0		NEUTRAL		0- 0	0- 0		0- 0	
<hr/>										
0- 0	0- 0	0- 0		CONFERENCE		0- 0	0- 0		0- 0	
0- 0	0- 0	0- 0		HOME		0- 0	0- 0		0- 0	
0- 0	0- 0	0- 0		AWAY		0- 0	0- 0		0- 0	
0- 0	0- 0	0- 0		NEUTRAL		0- 0	0- 0		0- 0	

RPI 1-25				RPI 26-50				Team's RPI: 47				RPI 51-100				RPI 101+			
RPI	S	Opponent	Score	RPI	S	Opponent	Score	RPI	S	Opponent	Score	RPI	S	Opponent	Score	RPI	S	Opponent	Score
3	A	Louisville	63 76	34	A	Western Ky.	58 93	65	H	Marist	77 54	105	A	South Dakota St.	79 74	118	H	Green Bay	105 111
																124	H	Dayton	81 80
																147	A	Bethune-Cookman	92 67
																178	H	Iona	70 50
																200	H	Northeastern	79 63
																285	A	Oakland	65 47
LAST 10 Division I																			
				65	H	Marist	77 54	147	A	Bethune-Cookman	92 67								
				200	H	Northeastern	79 63	285	A	Oakland	65 47								
				124	H	Dayton	81 80	105	A	South Dakota St.	79 74								
				34	A	Western Ky.	58 93	178	H	Iona	70 50								
				3	A	Louisville	63 76	118	H	Green Bay	105 111								

Non-Div I Games:

Central Mich.

■ Loss,
 ■ Non-Conf, S Site,
 ■ Home
 ■ Away
 N Neutral

CHAMPIONSHIP RPI				Through Games Of 2007-2008, 2008-2009						
Average RPI Win:	0	WON-LOST	WINNING	LAST 10	STRENGTH OF	OPP. STRENGTH	TEAM	ADJ.	CONF.	ADJ CONF.
Average RPI Loss:	212	RECORD	PCT. RANK	GAMES	SCHEDULE	OF SCHEDULE	RPI	RPI	RPI	RPI
DIV. I ONLY	0- 8	339	0-8	197	344	338	338	29	29	
DIV. I NON-CONF.	0- 7	338	0-7	178	331	337	337	29	29	

TOTALS	RPI 1-25		RPI 26-50		W-L RECORDS		RPI 51-100		RPI 101-150	RPI 150+
0- 8	0- 1		0- 0		OVERALL		0- 0		0- 3	0- 4
0- 4	0- 0		0- 0		HOME		0- 0		0- 2	0- 2
0- 4	0- 1		0- 0		AWAY		0- 0		0- 1	0- 2
0- 0	0- 0		0- 0		NEUTRAL		0- 0		0- 0	0- 0
0- 7	0- 1		0- 0		NON-CONFERENCE		0- 0		0- 3	0- 3
0- 4	0- 0		0- 0		HOME		0- 0		0- 2	0- 2
0- 3	0- 1		0- 0		AWAY		0- 0		0- 1	0- 1
0- 0	0- 0		0- 0		NEUTRAL		0- 0		0- 0	0- 0
0- 1	0- 0		0- 0		CONFERENCE		0- 0		0- 0	0- 1
0- 0	0- 0		0- 0		HOME		0- 0		0- 0	0- 0
0- 1	0- 0		0- 0		AWAY		0- 0		0- 0	0- 1
0- 0	0- 0		0- 0		NEUTRAL		0- 0		0- 0	0- 0

RPI 1-25				RPI 26-50				RPI 51-100				RPI 101+ Team's RPI: 338			
RPI	S	Opponent	Score	RPI	S	Opponent	Score	RPI	S	Opponent	Score	RPI	S	Opponent	Score
8	A	Florida St.	36 88									123	A	North Carolina	54 85
												133	H	North Dakota	57 73
												147	H	Bethune-Cookman	41 81
												297	H	Col. of Charleston	70 79
												306	A	USC Upstate	53 70
												333	A	Western Caro.	64 69
												348	H	South Carolina St.	75 81
LAST 10 Division I															
				147	H	Bethune-Cookman	41 81	306	A	USC Upstate	53 70				
				123	A	North Carolina	54 85	297	H	Col. of Charleston	70 79				
				348	H	South Carolina St.	75 81	333	A	Western Caro.	64 69				
				8	A	Florida St.	36 88	133	H	North Dakota	57 73				

Non-Div I Games:	Columbia (SC)	76	59	Virginia-Lynchburg	92	55
------------------	---------------	----	----	--------------------	----	----

Charleston So.

Loss, Non-Conf, S Site, H Home A Away N Neutral

Average RPI Win:	169	WON-LOST	WINNING	LAST 10	STRENGTH OF	OPP. STRENGTH	TEAM	ADJ.	CONF.	ADJ CONF.
Average RPI Loss:	86	RECORD	PCT. RANK	GAMES	SCHEDULE	OF SCHEDULE	RPI	RPI	RPI	RPI
DIV. I ONLY	9- 2	43	8-2	187	70	58	58	15	15	
DIV. I NON-CONF.	9- 2	41	8-2	184	68	57	57	15	15	
TOTALS	RPI 1-25	RPI 26-50	W-L RECORDS	RPI 51-100	RPI 101-150	RPI 150+				
9- 2	0- 0	0- 1	OVERALL	2- 0	1- 1	6- 0				
4- 1	0- 0	0- 0	HOME	1- 0	0- 1	3- 0				
3- 1	0- 0	0- 1	AWAY	0- 0	1- 0	2- 0				
2- 0	0- 0	0- 0	NEUTRAL	1- 0	0- 0	1- 0				
9- 2	0- 0	0- 1	NON-CONFERENCE	2- 0	1- 1	6- 0				
4- 1	0- 0	0- 0	HOME	1- 0	0- 1	3- 0				
3- 1	0- 0	0- 1	AWAY	0- 0	1- 0	2- 0				
2- 0	0- 0	0- 0	NEUTRAL	1- 0	0- 0	1- 0				
0- 0	0- 0	0- 0	CONFERENCE	0- 0	0- 0	0- 0				
0- 0	0- 0	0- 0	HOME	0- 0	0- 0	0- 0				
0- 0	0- 0	0- 0	AWAY	0- 0	0- 0	0- 0				
0- 0	0- 0	0- 0	NEUTRAL	0- 0	0- 0	0- 0				

RPI 1-25			RPI 26-50			RPI 51-100			Team's RPI: 58	RPI 101+		
RPI	S	Opponent	Score	RPI	S	Opponent	Score	RPI	S	Opponent	Score	RPI
				26	A	Kentucky	39 86	96	N	Boston College	84 68	116
								100	H	Richmond	78 59	A Wake Forest
												77 65
												145
												H Fordham
												51 76
												152
												A Davidson
												75 64
												170
												H Gardner-Webb
												74 49
												176
												N Tulane
												60 56
												189
												H Delaware
												61 57
												224
												A East Carolina
												59 47
												301
												H UMES
												64 44
LAST 10 Division I												
301	H	UMES	64 44	152	A	Davidson	75 64					
145	H	Fordham	51 76	189	H	Delaware	61 57					
224	A	East Carolina	59 47	26	A	Kentucky	39 86					
116	A	Wake Forest	77 65	176	N	Tulane	60 56					
100	H	Richmond	78 59	96	N	Boston College	84 68					

Non-Div I Games:

Charlotte

Chattanooga

Through Games Of Dec. 29, 2019

Average RPI Win:	112	WON-LOST	WINNING	LAST 10	STRENGTH OF	OPP. STRENGTH	TEAM	ADJ.	CONF.	ADJ CONF.
Average RPI Loss:	97	RECORD	PCT. RANK	GAMES	SCHEDULE	OF SCHEDULE	RPI	RPI	RPI	RPI
DIV. I ONLY	1- 13	338	0-10	36	100	233	233	22	22	
DIV. I NON-CONF.	1- 13	337	0-10	38	99	234	234	22	22	
TOTALS	RPI 1-25	RPI 26-50	W-L RECORDS	RPI 51-100	RPI 101-150	RPI 150+				
1- 13	0- 3	0- 0	OVERALL	0- 3	1- 5	0- 2				
0- 6	0- 1	0- 0	HOME	0- 2	0- 2	0- 1				
1- 7	0- 2	0- 0	AWAY	0- 1	1- 3	0- 1				
0- 0	0- 0	0- 0	NEUTRAL	0- 0	0- 0	0- 0				
1- 13	0- 3	0- 0	NON-CONFERENCE	0- 3	1- 5	0- 2				
0- 6	0- 1	0- 0	HOME	0- 2	0- 2	0- 1				
1- 7	0- 2	0- 0	AWAY	0- 1	1- 3	0- 1				
0- 0	0- 0	0- 0	NEUTRAL	0- 0	0- 0	0- 0				
0- 0	0- 0	0- 0	CONFERENCE	0- 0	0- 0	0- 0				
0- 0	0- 0	0- 0	HOME	0- 0	0- 0	0- 0				
0- 0	0- 0	0- 0	AWAY	0- 0	0- 0	0- 0				
0- 0	0- 0	0- 0	NEUTRAL	0- 0	0- 0	0- 0				

RPI S	Opponent	Score	RPI S	Opponent	Score	RPI S	Opponent	Score	RPI S	Opponent	Score	Team's RPI: 233
3	A Louisville	37 86				56	H Austin Peay	49 50	105	A South Dakota St.	56 71	
13	H Purdue	34 66				57	H Troy	51 90	112	A Liberty	71 54	
20	A NC State	38 74				99	A Belmont	50 63	126	H Ohio	58 70	
									131	A Cincinnati	53 72	
									135	A UT Martin	51 78	
									139	H Northern Colo.	42 59	
									188	A Eastern Ky.	65 71	
									190	H Hampton	55 84	
LAST 10 Division I												
126	H Ohio	58 70	20	A NC State	38 74							
139	H Northern Colo.	42 59	57	H Troy	51 90							
56	H Austin Peay	49 50	105	A South Dakota St.	56 71							
3	A Louisville	37 86	135	A UT Martin	51 78							
131	A Cincinnati	53 72	188	A Eastern Ky.	65 71							

Non-Div I Games:

Chattanooga

Loss, Non-Conf, S Site, H Home A Away N Neutral

Average RPI Win:	0	WON-LOST	WINNING	LAST 10	STRENGTH OF	OPP. STRENGTH	TEAM	ADJ.	CONF.	ADJ CONF.
Average RPI Loss:	203	RECORD	PCT. RANK	GAMES	SCHEDULE	OF SCHEDULE	RPI	RPI	RPI	RPI
DIV. I ONLY	0- 13	339	0-10	225	316	340	340	32	32	
DIV. I NON-CONF.	0- 13	338	0-10	225	316	340	340	32	32	
TOTALS	RPI 1-25	RPI 26-50	W-L RECORDS	RPI 51-100	RPI 101-150	RPI 150+				
0- 13	0- 0	0- 1	OVERALL	0- 2	0- 2	0- 8				
0- 6	0- 0	0- 1	HOME	0- 1	0- 1	0- 3				
0- 6	0- 0	0- 0	AWAY	0- 1	0- 1	0- 4				
0- 1	0- 0	0- 0	NEUTRAL	0- 0	0- 0	0- 1				
0- 13	0- 0	0- 1	NON-CONFERENCE	0- 2	0- 2	0- 8				
0- 6	0- 0	0- 1	HOME	0- 1	0- 1	0- 3				
0- 6	0- 0	0- 0	AWAY	0- 1	0- 1	0- 4				
0- 1	0- 0	0- 0	NEUTRAL	0- 0	0- 0	0- 1				
0- 0	0- 0	0- 0	CONFERENCE	0- 0	0- 0	0- 0				
0- 0	0- 0	0- 0	HOME	0- 0	0- 0	0- 0				
0- 0	0- 0	0- 0	AWAY	0- 0	0- 0	0- 0				
0- 0	0- 0	0- 0	NEUTRAL	0- 0	0- 0	0- 0				

RPI S	Opponent	Score	RPI S	Opponent	Score	RPI S	Opponent	Score	RPI S	Opponent	Score	Team's RPI: 340
			45 H	Arizona	50 82	83 H	Loyola Chicago	53 98	118 H	Green Bay	46 102	
						88 A	UT Arlington	53 84	138 A	Illinois	66 96	
									172 A	Valparaiso	49 95	
									229 H	Western Ill.	78 88	
									240 A	Western Mich.	69 90	
									282 N	UC Santa Barbara	65 96	
									285 H	Oakland	70 98	
									308 A	Nevada	60 80	
									318 H	UIC	61 73	
									335 A	Evansville	42 76	
LAST 10 Division I												
172 A	Valparaiso	49 95	335 A	Evansville	42 76							
308 A	Nevada	60 80	240 A	Western Mich.	69 90							
118 H	Green Bay	46 102	229 H	Western Ill.	78 88							
83 H	Loyola Chicago	53 98	318 H	UIC	61 73							
285 H	Oakland	70 98	282 N	UC Santa Barbara	65 96							

Non-Div I Games:

Chicago St.

Average RPI Win:	194	WON-LOST	WINNING	LAST 10	STRENGTH OF	OPP. STRENGTH	TEAM	ADJ.	CONF.	ADJ CONF.
Average RPI Loss:	48	RECORD	PCT. RANK	GAMES	SCHEDULE	OF SCHEDULE	RPI	RPI	RPI	RPI
DIV. I ONLY	8- 4	85	7-3	213	23	131	131	9	9	
DIV. I NON-CONF.	8- 4	87	7-3	209	23	134	134	9	9	
TOTALS	RPI 1-25	RPI 26-50	W-L RECORDS	RPI 51-100	RPI 101-150	RPI 150+				
8- 4	0- 1	0- 2	OVERALL	1- 1	1- 0	6- 0				
6- 2	0- 0	0- 2	HOME	1- 0	1- 0	4- 0				
2- 0	0- 0	0- 0	AWAY	0- 0	0- 0	2- 0				
0- 2	0- 1	0- 0	NEUTRAL	0- 1	0- 0	0- 0				
8- 4	0- 1	0- 2	NON-CONFERENCE	1- 1	1- 0	6- 0				
6- 2	0- 0	0- 2	HOME	1- 0	1- 0	4- 0				
2- 0	0- 0	0- 0	AWAY	0- 0	0- 0	2- 0				
0- 2	0- 1	0- 0	NEUTRAL	0- 1	0- 0	0- 0				
0- 0	0- 0	0- 0	CONFERENCE	0- 0	0- 0	0- 0				
0- 0	0- 0	0- 0	HOME	0- 0	0- 0	0- 0				
0- 0	0- 0	0- 0	AWAY	0- 0	0- 0	0- 0				
0- 0	0- 0	0- 0	NEUTRAL	0- 0	0- 0	0- 0				

RPI 1-25				RPI 26-50				RPI 51-100				RPI 101+				Team's RPI: 131	
RPI	S	Opponent	Score	RPI	S	Opponent	Score	RPI	S	Opponent	Score	RPI	S	Opponent	Score		
16	N	Iowa	61 69	29	H	Ohio St.	73 78	81	H	Ball St.	63 56	130	H	Miami (OH)	98 68		
				48	H	Saint Louis	50 60	97	N	Bucknell	48 56	179	H	Alabama A&M	62 47		
												186	H	Utah	68 62		
												195	A	VCU	58 56		
												233	H	Chattanooga	72 53		
												258	A	Xavier	85 78		
												290	H	Pittsburgh	69 53		
LAST 10 Division I																	
				290	H	Pittsburgh	69 53	179	H	Alabama A&M	62 47						
				16	N	Iowa	61 69	258	A	Xavier	85 78						
				233	H	Chattanooga	72 53	130	H	Miami (OH)	98 68						
				81	H	Ball St.	63 56	195	A	VCU	58 56						
				29	H	Ohio St.	73 78	97	N	Bucknell	48 56						

Non-Div I Games:

Cincinnati

■ Loss,
■ Non-Conf,
■ S Site,
■ H Home
■ A Away
N Neutral

Average RPI Win:	218	WON-LOST	WINNING	LAST 10	STRENGTH OF	OPP. STRENGTH	TEAM	ADJ.	CONF.	ADJ CONF.
Average RPI Loss:	86	RECORD	PCT. RANK	GAMES	SCHEDULE	OF SCHEDULE	RPI	RPI	RPI	RPI
DIV. I ONLY	5- 8	224	4-6	88	49	162	162	3	3	
DIV. I NON-CONF.	4- 7	224	3-5	123	100	206	206	3	3	
TOTALS	RPI 1-25	RPI 26-50	W-L RECORDS	RPI 51-100	RPI 101-150	RPI 150+				
5- 8	0- 3	0- 1	OVERALL	2- 2	0- 0	3- 2				
2- 5	0- 2	0- 0	HOME	1- 2	0- 0	1- 1				
2- 2	0- 1	0- 0	AWAY	1- 0	0- 0	1- 1				
1- 1	0- 0	0- 1	NEUTRAL	0- 0	0- 0	1- 0				
4- 7	0- 2	0- 1	NON-CONFERENCE	1- 2	0- 0	3- 2				
2- 4	0- 1	0- 0	HOME	1- 2	0- 0	1- 1				
1- 2	0- 1	0- 0	AWAY	0- 0	0- 0	1- 1				
1- 1	0- 0	0- 1	NEUTRAL	0- 0	0- 0	1- 0				
1- 1	0- 1	0- 0	CONFERENCE	1- 0	0- 0	0- 0				
0- 1	0- 1	0- 0	HOME	0- 0	0- 0	0- 0				
1- 0	0- 0	0- 0	AWAY	1- 0	0- 0	0- 0				
0- 0	0- 0	0- 0	NEUTRAL	0- 0	0- 0	0- 0				

RPI S	Opponent	Score	RPI S	Opponent	Score	RPI S	Opponent	Score	RPI S	Opponent	Score	Team's RPI: 162
6	H South Carolina	48 84	27	N Maryland	44 63	63	H Furman	77 71	214	A Penn St.	55 68	
8	H Florida St.	64 81				69	H N.C. A&T	74 82	262	H Navy	52 65	
16	A Iowa	60 74				87	H Alabama	54 67	292	H Alabama St.	76 43	
						98	A Notre Dame	71 55	315	A Mercer	65 61	
									320	N Alcorn	77 46	
LAST 10 Division I												
98	A Notre Dame	71 55	69	H N.C. A&T	74 82							
27	N Maryland	44 63	315	A Mercer	65 61							
6	H South Carolina	48 84	8	H Florida St.	64 81							
214	A Penn St.	55 68	16	A Iowa	60 74							
292	H Alabama St.	76 43	320	N Alcorn	77 46							

Non-Div I Games:

Clemson

■ Loss,
■ Non-Conf,
S Site,
■ Home
■ Away
N Neutral

Average RPI Win:	274	WON-LOST	WINNING	LAST 10	STRENGTH OF	OPP. STRENGTH	TEAM	ADJ.	CONF.	ADJ CONF.
Average RPI Loss:	106	RECORD	PCT. RANK	GAMES	SCHEDULE	OF SCHEDULE	RPI	RPI	RPI	RPI
DIV. I ONLY	9- 1	24	9-1	348	132	154	154	18	18	
DIV. I NON-CONF.	8- 1	28	8-1	347	133	141	141	18	18	
TOTALS	RPI 1-25	RPI 26-50	W-L RECORDS	RPI 51-100	RPI 101-150	RPI 150+				
9- 1	0- 0	0- 0	OVERALL	0- 0	1- 1	8- 0				
2- 0	0- 0	0- 0	HOME	0- 0	1- 0	1- 0				
7- 1	0- 0	0- 0	AWAY	0- 0	0- 1	7- 0				
0- 0	0- 0	0- 0	NEUTRAL	0- 0	0- 0	0- 0				
8- 1	0- 0	0- 0	NON-CONFERENCE	0- 0	1- 1	7- 0				
1- 0	0- 0	0- 0	HOME	0- 0	1- 0	0- 0				
7- 1	0- 0	0- 0	AWAY	0- 0	0- 1	7- 0				
0- 0	0- 0	0- 0	NEUTRAL	0- 0	0- 0	0- 0				
1- 0	0- 0	0- 0	CONFERENCE	0- 0	0- 0	1- 0				
1- 0	0- 0	0- 0	HOME	0- 0	0- 0	1- 0				
0- 0	0- 0	0- 0	AWAY	0- 0	0- 0	0- 0				
0- 0	0- 0	0- 0	NEUTRAL	0- 0	0- 0	0- 0				

RPI 1-25			RPI 26-50			RPI 51-100			RPI 101+			Team's RPI: 154
RPI	S	Opponent	Score	RPI	S	Opponent	Score	RPI	S	Opponent	Score	
106	A	Bowling Green	62	89				127	H	Akron	66	62
221	A	Delaware St.	57	49				238	A	ETSU	62	54
275	A	Omaha	79	66				281	A	St. Bonaventure	65	62
318	H	UIC	84	44				324	A	Hofstra	61	51
333	A	Western Caro.	68	61				345	A	LIU Brooklyn	79	49
LAST 10 Division I												
318	H	UIC	84	44	275	A	Omaha	79	66			
281	A	St. Bonaventure	65	62	238	A	ETSU	62	54			
324	A	Hofstra	61	51	333	A	Western Caro.	68	61			
345	A	LIU Brooklyn	79	49	221	A	Delaware St.	57	49			
106	A	Bowling Green	62	89	127	H	Akron	66	62			

Non-Div I Games: Davis & Elkins 110 41 Lake Erie 95 49

Cleveland St.

Average RPI Win:	256	WON-LOST	WINNING	LAST 10	STRENGTH OF	OPP. STRENGTH	TEAM	ADJ.	CONF.	ADJ CONF.
Average RPI Loss:	100	RECORD	PCT. RANK	GAMES	SCHEDULE	OF SCHEDULE	RPI	RPI	RPI	RPI
DIV. I ONLY	8- 1	28	8-1	344	122	171	171	21	21	
DIV. I NON-CONF.	8- 1	28	8-1	345	121	170	170	21	21	
TOTALS	RPI 1-25	RPI 26-50	W-L RECORDS	RPI 51-100	RPI 101-150	RPI 150+				
8- 1	0- 0	0- 0	OVERALL	0- 1	1- 0	7- 0				
4- 1	0- 0	0- 0	HOME	0- 1	1- 0	3- 0				
3- 0	0- 0	0- 0	AWAY	0- 0	0- 0	3- 0				
1- 0	0- 0	0- 0	NEUTRAL	0- 0	0- 0	1- 0				
8- 1	0- 0	0- 0	NON-CONFERENCE	0- 1	1- 0	7- 0				
4- 1	0- 0	0- 0	HOME	0- 1	1- 0	3- 0				
3- 0	0- 0	0- 0	AWAY	0- 0	0- 0	3- 0				
1- 0	0- 0	0- 0	NEUTRAL	0- 0	0- 0	1- 0				
0- 0	0- 0	0- 0	CONFERENCE	0- 0	0- 0	0- 0				
0- 0	0- 0	0- 0	HOME	0- 0	0- 0	0- 0				
0- 0	0- 0	0- 0	AWAY	0- 0	0- 0	0- 0				
0- 0	0- 0	0- 0	NEUTRAL	0- 0	0- 0	0- 0				

RPI 1-25				RPI 26-50				RPI 51-100				RPI 101+				Team's RPI: 171	
RPI	S	Opponent	Score	RPI	S	Opponent	Score	RPI	S	Opponent	Score	RPI	S	Opponent	Score		
								100	H	Richmond	67	79	119	H	UNC Greensboro	63	54
													185	N	Elon	76	65
													196	H	George Mason	74	59
													280	A	UNCW	62	43
													287	A	Wofford	78	73
													299	H	Ark.-Pine Bluff	76	69
													333	A	Western Caro.	66	43
													348	H	South Carolina St.	85	44
LAST 10 Division I																	
				348	H	South Carolina St.	85 44					185	N	Elon	76	65	
				287	A	Wofford	78 73					280	A	UNCW	62	43	
				119	H	UNC Greensboro	63 54					196	H	George Mason	74	59	
				299	H	Ark.-Pine Bluff	76 69					100	H	Richmond	67	79	
												333	A	Western Caro.	66	43	

Non-Div I Games: UNC Pembroke 86 44 Wesleyan (GA) 132 32

Coastal Caro.

■ Loss,
 ■ Non-Conf,
 ■ S Site,
 ■ H Home
 ■ A Away
 N Neutral

Average RPI Win: 321		WON-LOST	WINNING	LAST 10	STRENGTH OF	OPP. STRENGTH	TEAM	ADJ.	CONF.	ADJ CONF.
Average RPI Loss: 176		RECORD	PCT. RANK	GAMES	SCHEDULE	OF SCHEDULE	RPI	RPI	RPI	RPI
DIV. I ONLY		5- 4	136	5-4	347	293	297	297	16	16
DIV. I NON-CONF.		5- 4	134	5-4	348	290	298	298	16	16
TOTALS		RPI 1-25	RPI 26-50	W-L RECORDS	RPI 51-100	RPI 101-150	RPI 150+			
5- 4	0- 0		0- 0	OVERALL	0- 0	0- 2	5- 2			
1- 2	0- 0		0- 0	HOME	0- 0	0- 1	1- 1			
4- 2	0- 0		0- 0	AWAY	0- 0	0- 1	4- 1			
0- 0	0- 0		0- 0	NEUTRAL	0- 0	0- 0	0- 0			
5- 4	0- 0		0- 0	NON-CONFERENCE	0- 0	0- 2	5- 2			
1- 2	0- 0		0- 0	HOME	0- 0	0- 1	1- 1			
4- 2	0- 0		0- 0	AWAY	0- 0	0- 1	4- 1			
0- 0	0- 0		0- 0	NEUTRAL	0- 0	0- 0	0- 0			
0- 0	0- 0		0- 0	CONFERENCE	0- 0	0- 0	0- 0			
0- 0	0- 0		0- 0	HOME	0- 0	0- 0	0- 0			
0- 0	0- 0		0- 0	AWAY	0- 0	0- 0	0- 0			
0- 0	0- 0		0- 0	NEUTRAL	0- 0	0- 0	0- 0			

RPI 1-25				RPI 26-50				RPI 51-100				RPI 101+				Team's RPI: 297	
RPI	S	Opponent	Score	RPI	S	Opponent	Score	RPI	S	Opponent	Score	RPI	S	Opponent	Score		
												116	A	Wake Forest	50	106	
												119	H	UNC Greensboro	56	69	
												196	H	George Mason	61	72	
												274	A	Presbyterian	54	58	
												295	A	Winthrop	84	73	
												307	A	High Point	79	70	
												316	H	N.C. Central	85	78	
												338	A	Charleston So.	79	70	
												348	A	South Carolina St.	76	55	
LAST 10 Division I																	
				338	A	Charleston So.	79 70	295	A	Winthrop	84 73						
				119	H	UNC Greensboro	56 69	274	A	Presbyterian	54 58						
				116	A	Wake Forest	50 106	348	A	South Carolina St.	76 55						
				196	H	George Mason	61 72	316	H	N.C. Central	85 78						
								307	A	High Point	79 70						

Non-Div I Games: Coker

82 57

Col. of Charleston

Loss, Non-Conf, S Site, H Home A Away N Neutral

Average RPI Win:	227	WON-LOST	WINNING	LAST 10	STRENGTH OF	OPP. STRENGTH	TEAM	ADJ.	CONF.	ADJ CONF.
Average RPI Loss:	50	RECORD	PCT. RANK	GAMES	SCHEDULE	OF SCHEDULE	RPI	RPI	RPI	RPI
DIV. I ONLY	8- 3	70	7-3	208	74	67	67	13	13	
DIV. I NON-CONF.	8- 3	67	7-3	202	72	68	68	13	13	
TOTALS	RPI 1-25	RPI 26-50	W-L RECORDS	RPI 51-100	RPI 101-150	RPI 150+				
8- 3	0- 1	1- 1	OVERALL	0- 1	0- 0	7- 0				
5- 0	0- 0	1- 0	HOME	0- 0	0- 0	4- 0				
3- 3	0- 1	0- 1	AWAY	0- 1	0- 0	3- 0				
0- 0	0- 0	0- 0	NEUTRAL	0- 0	0- 0	0- 0				
8- 3	0- 1	1- 1	NON-CONFERENCE	0- 1	0- 0	7- 0				
5- 0	0- 0	1- 0	HOME	0- 0	0- 0	4- 0				
3- 3	0- 1	0- 1	AWAY	0- 1	0- 0	3- 0				
0- 0	0- 0	0- 0	NEUTRAL	0- 0	0- 0	0- 0				
0- 0	0- 0	0- 0	CONFERENCE	0- 0	0- 0	0- 0				
0- 0	0- 0	0- 0	HOME	0- 0	0- 0	0- 0				
0- 0	0- 0	0- 0	AWAY	0- 0	0- 0	0- 0				
0- 0	0- 0	0- 0	NEUTRAL	0- 0	0- 0	0- 0				

RPI 1-25				RPI 26-50				RPI 51-100 Team's RPI: 67				RPI 101+			
RPI	S	Opponent	Score	RPI	S	Opponent	Score	RPI	S	Opponent	Score	RPI	S	Opponent	Score
15	A	Northwestern	44 73	41	H	Yale	70 67	87	A	Alabama	52 72	159	A	Cornell	62 58
				48	A	Saint Louis	51 61					202	H	Wagner	74 58
												227	H	Niagara	85 72
												248	H	UMass Lowell	73 51
												284	H	Siena	88 51
												311	A	NJIT	79 52
												343	A	Canisius	90 69
LAST 10 Division I															
202	H	Wagner	74 58	227	H	Niagara	85 72	15	A	Northwestern	44 73				
87	A	Alabama	52 72	48	A	Saint Louis	51 61	41	H	Yale	70 67				
284	H	Siena	88 51												
159	A	Cornell	62 58												
248	H	UMass Lowell	73 51												

Non-Div I Games:

Colgate

■ Loss,
 ■ Non-Conf, S Site,
 ■ Home
 ■ Away
 N Neutral

Average RPI Win:	205	WON-LOST	WINNING	LAST 10	STRENGTH OF	OPP. STRENGTH	TEAM	ADJ.	CONF.	ADJ CONF.
Average RPI Loss:	0	RECORD	PCT. RANK	GAMES	SCHEDULE	OF SCHEDULE	RPI	RPI	RPI	RPI
DIV. I ONLY	12- 0	1	10-0	246	162	39	39	1	1	
DIV. I NON-CONF.	11- 0	1	9-0	272	144	44	44	1	1	
TOTALS	RPI 1-25	RPI 26-50	W-L RECORDS	RPI 51-100	RPI 101-150	RPI 150+				
12- 0	0- 0	0- 0	OVERALL	2- 0	1- 0	9- 0				
6- 0	0- 0	0- 0	HOME	2- 0	0- 0	4- 0				
5- 0	0- 0	0- 0	AWAY	0- 0	0- 0	5- 0				
1- 0	0- 0	0- 0	NEUTRAL	0- 0	1- 0	0- 0				
11- 0	0- 0	0- 0	NON-CONFERENCE	2- 0	1- 0	8- 0				
6- 0	0- 0	0- 0	HOME	2- 0	0- 0	4- 0				
4- 0	0- 0	0- 0	AWAY	0- 0	0- 0	4- 0				
1- 0	0- 0	0- 0	NEUTRAL	0- 0	1- 0	0- 0				
1- 0	0- 0	0- 0	CONFERENCE	0- 0	0- 0	1- 0				
0- 0	0- 0	0- 0	HOME	0- 0	0- 0	0- 0				
1- 0	0- 0	0- 0	AWAY	0- 0	0- 0	1- 0				
0- 0	0- 0	0- 0	NEUTRAL	0- 0	0- 0	0- 0				

RPI 1-25				RPI 26-50				Team's RPI: 39				RPI 51-100				RPI 101+			
RPI	S	Opponent	Score	RPI	S	Opponent	Score	RPI	S	Opponent	Score	RPI	S	Opponent	Score	RPI	S	Opponent	Score

Non-Div I Games:

Colorado

Average RPI Win:	276	WON-LOST	WINNING	LAST 10	STRENGTH OF	OPP. STRENGTH	TEAM	ADJ.	CONF.	ADJ CONF.
Average RPI Loss:	145	RECORD	PCT. RANK	GAMES	SCHEDULE	OF SCHEDULE	RPI	RPI	RPI	RPI
DIV. I ONLY	4- 7	229	3-7	265	270	291	291	24	24	
DIV. I NON-CONF.	4- 5	195	3-5	277	272	268	268	25	25	
TOTALS	RPI 1-25	RPI 26-50	W-L RECORDS	RPI 51-100	RPI 101-150	RPI 150+				
4- 7	0- 0	0- 1	OVERALL	0- 1	1- 2	3- 3				
3- 3	0- 0	0- 1	HOME	0- 1	0- 0	3- 1				
1- 4	0- 0	0- 0	AWAY	0- 0	1- 2	0- 2				
0- 0	0- 0	0- 0	NEUTRAL	0- 0	0- 0	0- 0				
4- 5	0- 0	0- 1	NON-CONFERENCE	0- 0	1- 2	3- 2				
3- 2	0- 0	0- 1	HOME	0- 0	0- 0	3- 1				
1- 3	0- 0	0- 0	AWAY	0- 0	1- 2	0- 1				
0- 0	0- 0	0- 0	NEUTRAL	0- 0	0- 0	0- 0				
0- 2	0- 0	0- 0	CONFERENCE	0- 1	0- 0	0- 1				
0- 1	0- 0	0- 0	HOME	0- 1	0- 0	0- 0				
0- 1	0- 0	0- 0	AWAY	0- 0	0- 0	0- 1				
0- 0	0- 0	0- 0	NEUTRAL	0- 0	0- 0	0- 0				

RPI 1-25			RPI 26-50			RPI 51-100			RPI 101+			Team's RPI: 291
RPI	S	Opponent	Score	RPI	S	Opponent	Score	RPI	S	Opponent	Score	
				39	H	Colorado	75 79	72	H	Boise St.	69 72	
								110	A	Idaho	54 61	
								117	A	Tennessee	41 79	
								139	A	Northern Colo.	75 58	
								166	H	Northern Ill.	75 80	
								205	A	Tulsa	55 61	
								270	H	UC Riverside	52 40	
								309	A	San Diego St.	49 59	
								344	H	Mississippi Val.	65 46	
								351	H	Incarnate Word	75 47	
LAST 10 Division I												
205	A	Tulsa	55 61	72	H	Boise St.	69 72					
344	H	Mississippi Val.	65 46	309	A	San Diego St.	49 59					
117	A	Tennessee	41 79	270	H	UC Riverside	52 40					
166	H	Northern Ill.	75 80	351	H	Incarnate Word	75 47					
110	A	Idaho	54 61	39	H	Colorado	75 79					

Non-Div I Games: Western St. 56 47 Chadron St. 102 51





Colorado St.

Average RPI Win: 211	WON-LOST	WINNING	LAST 10	STRENGTH OF	OPP. STRENGTH	TEAM	ADJ.	CONF.	ADJ CONF.
Average RPI Loss: 149	RECORD	PCT. RANK	GAMES	SCHEDULE	OF SCHEDULE	RPI	RPI	RPI	RPI
DIV. I ONLY	7- 4	101	7-3	245	216	148	148	8	8
DIV. I NON-CONF.	7- 4	99	7-3	247	218	150	150	8	8
TOTALS	RPI 1-25	RPI 26-50	W-L RECORDS	RPI 51-100	RPI 101-150	RPI 150+			
7- 4	0- 0	0- 0	OVERALL	0- 2	2- 1	5- 1			
5- 1	0- 0	0- 0	HOME	0- 0	1- 1	4- 0			
2- 3	0- 0	0- 0	AWAY	0- 2	1- 0	1- 1			
0- 0	0- 0	0- 0	NEUTRAL	0- 0	0- 0	0- 0			
7- 4	0- 0	0- 0	NON-CONFERENCE	0- 2	2- 1	5- 1			
5- 1	0- 0	0- 0	HOME	0- 0	1- 1	4- 0			
2- 3	0- 0	0- 0	AWAY	0- 2	1- 0	1- 1			
0- 0	0- 0	0- 0	NEUTRAL	0- 0	0- 0	0- 0			
0- 0	0- 0	0- 0	CONFERENCE	0- 0	0- 0	0- 0			
0- 0	0- 0	0- 0	HOME	0- 0	0- 0	0- 0			
0- 0	0- 0	0- 0	AWAY	0- 0	0- 0	0- 0			
0- 0	0- 0	0- 0	NEUTRAL	0- 0	0- 0	0- 0			

RPI 1-25				RPI 26-50				RPI 51-100				RPI 101+				Team's RPI: 148	
RPI	S	Opponent	Score	RPI	S	Opponent	Score	RPI	S	Opponent	Score	RPI	S	Opponent	Score		
								55	A	Vanderbilt	51	72	140	H	Saint Joseph's	57	71
								71	A	Buffalo	75	82	145	H	Fordham	70	51
													150	A	Robert Morris	61	59
													152	H	Davidson	63	60
													209	H	Milwaukee	74	46
													239	H	Georgetown	54	49
													273	A	Army West Point	71	62
													311	H	NJIT	99	43
													330	A	Albany (NY)	78	82
LAST 10 Division I																	
				55	A	Vanderbilt	51	72	239	H	Georgetown	54	49				
				311	H	NJIT	99	43	209	H	Milwaukee	74	46				
				152	H	Davidson	63	60	273	A	Army West Point	71	62				
				145	H	Fordham	70	51	150	A	Robert Morris	61	59				
				140	H	Saint Joseph's	57	71	71	A	Buffalo	75	82				

Non-Div I Games:

Columbia

 Loss,
  Non-Conf,
 S Site,
  Home
  Away
 N Neutral

Average RPI Win:	0	WON-LOST	WINNING	LAST 10	STRENGTH OF	OPP. STRENGTH	TEAM	ADJ.	CONF.	ADJ CONF.
Average RPI Loss:	169	RECORD	PCT. RANK	GAMES	SCHEDULE	OF SCHEDULE	RPI	RPI	RPI	RPI
DIV. I ONLY	0- 10	339	0-10	192	279	331	331	31	31	
DIV. I NON-CONF.	0- 10	338	0-10	186	277	333	333	31	31	
TOTALS	RPI 1-25	RPI 26-50	W-L RECORDS	RPI 51-100	RPI 101-150	RPI 150+				
0- 10	0- 1	0- 2	OVERALL	0- 0	0- 2	0- 5				
0- 2	0- 0	0- 0	HOME	0- 0	0- 0	0- 2				
0- 8	0- 1	0- 2	AWAY	0- 0	0- 2	0- 3				
0- 0	0- 0	0- 0	NEUTRAL	0- 0	0- 0	0- 0				
0- 10	0- 1	0- 2	NON-CONFERENCE	0- 0	0- 2	0- 5				
0- 2	0- 0	0- 0	HOME	0- 0	0- 0	0- 2				
0- 8	0- 1	0- 2	AWAY	0- 0	0- 2	0- 3				
0- 0	0- 0	0- 0	NEUTRAL	0- 0	0- 0	0- 0				
0- 0	0- 0	0- 0	CONFERENCE	0- 0	0- 0	0- 0				
0- 0	0- 0	0- 0	HOME	0- 0	0- 0	0- 0				
0- 0	0- 0	0- 0	AWAY	0- 0	0- 0	0- 0				
0- 0	0- 0	0- 0	NEUTRAL	0- 0	0- 0	0- 0				

RPI 1-25				RPI 26-50				RPI 51-100				RPI 101+ Team's RPI: 331			
RPI	S	Opponent	Score	RPI	S	Opponent	Score	RPI	S	Opponent	Score	RPI	S	Opponent	Score
25	A	South Dakota	44 82	32	A	Rutgers	33 107					105	A	South Dakota St.	41 94
				50	A	West Virginia	47 82					108	A	George Washington	35 54
												165	A	La Salle	46 79
												227	H	Niagara	67 82
												312	A	UMBC	48 71
												322	A	Marshall	47 60
												339	H	Saint Peter's	57 82
LAST 10 Division I															
227	H	Niagara	67 82	108	A	George Washington	35 54								
25	A	South Dakota	44 82	165	A	La Salle	46 79								
105	A	South Dakota St.	41 94	50	A	West Virginia	47 82								
312	A	UMBC	48 71	322	A	Marshall	47 60								
32	A	Rutgers	33 107	339	H	Saint Peter's	57 82								

Non-Div I Games:

Coppin St.

Average RPI Win:	270	WON-LOST	WINNING	LAST 10	STRENGTH OF	OPP. STRENGTH	TEAM	ADJ.	CONF.	ADJ CONF.
Average RPI Loss:	72	RECORD	PCT. RANK	GAMES	SCHEDULE	OF SCHEDULE	RPI	RPI	RPI	RPI
DIV. I ONLY	6- 4	116	6-4	222	222	159	159	8	8	
DIV. I NON-CONF.	6- 4	120	6-4	222	224	163	163	8	8	
TOTALS	RPI 1-25	RPI 26-50	W-L RECORDS	RPI 51-100	RPI 101-150	RPI 150+				
6- 4	0- 1	0- 0	OVERALL	0- 2	0- 1	6- 0				
2- 3	0- 0	0- 0	HOME	0- 2	0- 1	2- 0				
4- 1	0- 1	0- 0	AWAY	0- 0	0- 0	4- 0				
0- 0	0- 0	0- 0	NEUTRAL	0- 0	0- 0	0- 0				
6- 4	0- 1	0- 0	NON-CONFERENCE	0- 2	0- 1	6- 0				
2- 3	0- 0	0- 0	HOME	0- 2	0- 1	2- 0				
4- 1	0- 1	0- 0	AWAY	0- 0	0- 0	4- 0				
0- 0	0- 0	0- 0	NEUTRAL	0- 0	0- 0	0- 0				
0- 0	0- 0	0- 0	CONFERENCE	0- 0	0- 0	0- 0				
0- 0	0- 0	0- 0	HOME	0- 0	0- 0	0- 0				
0- 0	0- 0	0- 0	AWAY	0- 0	0- 0	0- 0				
0- 0	0- 0	0- 0	NEUTRAL	0- 0	0- 0	0- 0				

RPI	S	Opponent	Score	RPI	S	Opponent	Score	RPI	S	Opponent	Score	RPI	S	Opponent	Score	Team's RPI: 159
19	A	TCU	49 59					67	H	Colgate	58 62	107	H	Binghamton	56 59	
								95	H	Duquesne	62 72	221	A	Delaware St.	77 51	
												227	H	Niagara	82 59	
												248	A	UMass Lowell	70 56	
												281	A	St. Bonaventure	70 42	
												311	H	NJIT	68 44	
												330	A	Albany (NY)	71 51	
LAST 10 Division I																
281	A	St. Bonaventure	70 42	248	A	UMass Lowell	70 56	221	A	Delaware St.	77 51	227	H	Niagara	82 59	
95	H	Duquesne	62 72	311	H	NJIT	68 44	67	H	Colgate	58 62					
107	H	Binghamton	56 59													
19	A	TCU	49 59													
330	A	Albany (NY)	71 51													

Non-Div I Games:

Cornell

Average RPI Win:	143	WON-LOST	WINNING	LAST 10	STRENGTH OF	OPP. STRENGTH	TEAM	ADJ.	CONF.	ADJ CONF.
Average RPI Loss:	41	RECORD	PCT. RANK	GAMES	SCHEDULE	OF SCHEDULE	RPI	RPI	RPI	RPI
DIV. I ONLY	9- 3	60	7-3	25	95	14	14	6	6	
DIV. I NON-CONF.	8- 3	67	6-3	16	86	12	12	6	6	
TOTALS	RPI 1-25	RPI 26-50	W-L RECORDS	RPI 51-100	RPI 101-150	RPI 150+				
9- 3	0- 1	2- 1	OVERALL	2- 1	2- 0	3- 0				
4- 0	0- 0	1- 0	HOME	0- 0	2- 0	1- 0				
3- 3	0- 1	0- 1	AWAY	1- 1	0- 0	2- 0				
2- 0	0- 0	1- 0	NEUTRAL	1- 0	0- 0	0- 0				
8- 3	0- 1	2- 1	NON-CONFERENCE	2- 1	2- 0	2- 0				
4- 0	0- 0	1- 0	HOME	0- 0	2- 0	1- 0				
2- 3	0- 1	0- 1	AWAY	1- 1	0- 0	1- 0				
2- 0	0- 0	1- 0	NEUTRAL	1- 0	0- 0	0- 0				
1- 0	0- 0	0- 0	CONFERENCE	0- 0	0- 0	1- 0				
0- 0	0- 0	0- 0	HOME	0- 0	0- 0	0- 0				
1- 0	0- 0	0- 0	AWAY	0- 0	0- 0	1- 0				
0- 0	0- 0	0- 0	NEUTRAL	0- 0	0- 0	0- 0				

RPI 1-25				RPI 26-50				RPI 51-100				RPI 101+			
RPI	S	Opponent	Score	RPI	S	Opponent	Score	RPI	S	Opponent	Score	RPI	S	Opponent	Score
25	A	South Dakota	65 72	33	A	Drake	53 63	64	A	Arizona St.	55 70	105	H	South Dakota St.	61 48
				46	H	UNI	57 54	73	N	Temple	69 59	129	H	Wichita St.	56 46
				50	N	West Virginia	82 75	74	A	Nebraska	79 74	239	A	Georgetown	65 56
												275	A	Omaha	67 54
												296	H	North Dakota St.	70 59
LAST 10 Division I															
239	A	Georgetown	65 56	46	H	UNI	57 54	25	A	South Dakota	65 72				
64	A	Arizona St.	55 70	73	N	Temple	69 59	50	N	West Virginia	82 75				
129	H	Wichita St.	56 46	74	A	Nebraska	79 74								
296	H	North Dakota St.	70 59												
33	A	Drake	53 63												

Non-Div I Games:

Creighton

■ Loss,
 ■ Non-Conf, S Site,
 ■ Home
 ■ Away
 N Neutral

Average RPI Win:	244	WON-LOST	WINNING	LAST 10	STRENGTH OF	OPP. STRENGTH	TEAM	ADJ.	CONF.	ADJ CONF.
Average RPI Loss:	127	RECORD	PCT. RANK	GAMES	SCHEDULE	OF SCHEDULE	RPI	RPI	RPI	RPI
DIV. I ONLY	6- 6	165	4-6	182	204	158	158	8	8	
DIV. I NON-CONF.	6- 6	167	4-6	181	204	161	161	8	8	
TOTALS	RPI 1-25	RPI 26-50	W-L RECORDS	RPI 51-100	RPI 101-150	RPI 150+				
6- 6	0- 1	0- 0	OVERALL	0- 2	1- 0	5- 3				
4- 1	0- 0	0- 0	HOME	0- 0	1- 0	3- 1				
2- 5	0- 1	0- 0	AWAY	0- 2	0- 0	2- 2				
0- 0	0- 0	0- 0	NEUTRAL	0- 0	0- 0	0- 0				
6- 6	0- 1	0- 0	NON-CONFERENCE	0- 2	1- 0	5- 3				
4- 1	0- 0	0- 0	HOME	0- 0	1- 0	3- 1				
2- 5	0- 1	0- 0	AWAY	0- 2	0- 0	2- 2				
0- 0	0- 0	0- 0	NEUTRAL	0- 0	0- 0	0- 0				
0- 0	0- 0	0- 0	CONFERENCE	0- 0	0- 0	0- 0				
0- 0	0- 0	0- 0	HOME	0- 0	0- 0	0- 0				
0- 0	0- 0	0- 0	AWAY	0- 0	0- 0	0- 0				
0- 0	0- 0	0- 0	NEUTRAL	0- 0	0- 0	0- 0				

RPI	S	Opponent	Score	RPI	S	Opponent	Score	RPI	S	Opponent	Score	RPI	S	Opponent	Score	Team's RPI: 158
15	A	Northwestern	37 79					71	A	Buffalo	49 73	125	H	Merrimack	57 52	
								83	A	Loyola Chicago	40 61	167	H	Texas St.	51 61	
												210	A	Boston U.	56 74	
												215	A	Manhattan	58 70	
												248	A	UMass Lowell	62 51	
												249	H	Maine	57 41	
												265	H	Vermont	72 55	
												271	A	Fairfield	52 51	
												303	H	New Hampshire	66 47	
LAST 10 Division I																
71	A	Buffalo	49 73	167	H	Texas St.	51 61									
210	A	Boston U.	56 74	248	A	UMass Lowell	62 51									
303	H	New Hampshire	66 47	249	H	Maine	57 41									
215	A	Manhattan	58 70	15	A	Northwestern	37 79									
271	A	Fairfield	52 51	83	A	Loyola Chicago	40 61									

Non-Div I Games:

Dartmouth

■ Loss,
 ■ Non-Conf,
 ■ S Site,
 ■ H Home
 ■ A Away
 N Neutral

Davidson

Through Games Of Dec. 29, 2019

Average RPI Win:	266	WON-LOST	WINNING	LAST 10	STRENGTH OF	OPP. STRENGTH	TEAM	ADJ.	CONF.	ADJ CONF.
Average RPI Loss:	84	RECORD	PCT. RANK	GAMES	SCHEDULE	OF SCHEDULE	RPI	RPI	RPI	RPI
DIV. I ONLY	6- 6	165	5-5	236	119	152	152	12	12	
DIV. I NON-CONF.	6- 6	167	5-5	238	115	152	152	12	12	
TOTALS	RPI 1-25	RPI 26-50	W-L RECORDS	RPI 51-100	RPI 101-150	RPI 150+				
6- 6	0- 0	0- 2	OVERALL	0- 2	0- 1	6- 1				
2- 1	0- 0	0- 0	HOME	0- 1	0- 0	2- 0				
3- 5	0- 0	0- 2	AWAY	0- 1	0- 1	3- 1				
1- 0	0- 0	0- 0	NEUTRAL	0- 0	0- 0	1- 0				
6- 6	0- 0	0- 2	NON-CONFERENCE	0- 2	0- 1	6- 1				
2- 1	0- 0	0- 0	HOME	0- 1	0- 0	2- 0				
3- 5	0- 0	0- 2	AWAY	0- 1	0- 1	3- 1				
1- 0	0- 0	0- 0	NEUTRAL	0- 0	0- 0	1- 0				
0- 0	0- 0	0- 0	CONFERENCE	0- 0	0- 0	0- 0				
0- 0	0- 0	0- 0	HOME	0- 0	0- 0	0- 0				
0- 0	0- 0	0- 0	AWAY	0- 0	0- 0	0- 0				
0- 0	0- 0	0- 0	NEUTRAL	0- 0	0- 0	0- 0				

RPI 1-25				RPI 26-50				RPI 51-100				RPI 101+				Team's RPI: 152	
RPI	S	Opponent	Score	RPI	S	Opponent	Score	RPI	S	Opponent	Score	RPI	S	Opponent	Score		
				28	A	Virginia Tech	68 88	58	H	Charlotte	64 75	148	A	Columbia	60 63		
				31	A	Duke	52 82	66	A	Drexel	63 74	174	A	Florida	50 55		
												236	A	UMKC	74 64		
												238	A	ETSU	75 60		
												239	H	Georgetown	66 52		
												241	N	UC Irvine	78 72		
												307	A	High Point	73 63		
												333	H	Western Caro.	101 51		
LAST 10 Division I																	
				174	A	Florida	50 55	307	A	High Point	73 63						
				58	H	Charlotte	64 75	238	A	ETSU	75 60						
				148	A	Columbia	60 63	31	A	Duke	52 82						
				236	A	UMKC	74 64	28	A	Virginia Tech	68 88						
				241	N	UC Irvine	78 72	333	H	Western Caro.	101 51						

Non-Div I Games: Newberry 75 46

Davidson

■ Loss,
 ■ Non-Conf,
 ■ S Site,
 ■ H Home
 ■ A Away
 N Neutral

Average RPI Win:	253	WON-LOST	WINNING	LAST 10	STRENGTH OF	OPP. STRENGTH	TEAM	ADJ.	CONF.	ADJ CONF.
Average RPI Loss:	52	RECORD	PCT. RANK	GAMES	SCHEDULE	OF SCHEDULE	RPI	RPI	RPI	RPI
DIV. I ONLY	6- 7	190	4-6	89	60	124	124	12	12	
DIV. I NON-CONF.	6- 7	182	4-6	88	59	125	125	12	12	
TOTALS	RPI 1-25	RPI 26-50	W-L RECORDS	RPI 51-100	RPI 101-150	RPI 150+				
6- 7	0- 3	0- 1	OVERALL	0- 1	0- 2	6- 0				
2- 2	0- 2	0- 0	HOME	0- 0	0- 0	2- 0				
2- 2	0- 0	0- 1	AWAY	0- 1	0- 0	2- 0				
2- 3	0- 1	0- 0	NEUTRAL	0- 0	0- 2	2- 0				
6- 7	0- 3	0- 1	NON-CONFERENCE	0- 1	0- 2	6- 0				
2- 2	0- 2	0- 0	HOME	0- 0	0- 0	2- 0				
2- 2	0- 0	0- 1	AWAY	0- 1	0- 0	2- 0				
2- 3	0- 1	0- 0	NEUTRAL	0- 0	0- 2	2- 0				
0- 0	0- 0	0- 0	CONFERENCE	0- 0	0- 0	0- 0				
0- 0	0- 0	0- 0	HOME	0- 0	0- 0	0- 0				
0- 0	0- 0	0- 0	AWAY	0- 0	0- 0	0- 0				
0- 0	0- 0	0- 0	NEUTRAL	0- 0	0- 0	0- 0				

RPI 1-25				RPI 26-50				RPI 51-100				RPI 101+ Team's RPI: 124			
RPI	S	Opponent	Score	RPI	S	Opponent	Score	RPI	S	Opponent	Score	RPI	S	Opponent	Score
1	H	UConn	37 75	47	A	Central Mich.	80 81	71	A	Buffalo	59 67	115	N	Auburn	74 76
6	H	South Carolina	49 75									116	N	Wake Forest	59 78
7	N	Gonzaga	65 76									200	A	Northeastern	71 60
												216	A	Toledo	60 42
												224	N	East Carolina	94 68
												249	N	Maine	78 49
												305	H	Morehead St.	58 41
												321	H	Lipscomb	82 60
LAST 10 Division I															
224	N	East Carolina	94 68	305	H	Morehead St.	58 41								
116	N	Wake Forest	59 78	249	N	Maine	78 49								
71	A	Buffalo	59 67	115	N	Auburn	74 76								
47	A	Central Mich.	80 81	7	N	Gonzaga	65 76								
200	A	Northeastern	71 60	1	H	UConn	37 75								

Non-Div I Games:

Dayton

Average RPI Win:	120	WON-LOST	WINNING	LAST 10	STRENGTH OF	OPP. STRENGTH	TEAM	ADJ.	CONF.	ADJ CONF.
Average RPI Loss:	3	RECORD	PCT. RANK	GAMES	SCHEDULE	OF SCHEDULE	RPI	RPI	RPI	RPI
DIV. I ONLY	11- 2	32	9-1	17	9	9	9	6	6	
DIV. I NON-CONF.	10- 2	32	8-1	23	8	9	9	6	6	
TOTALS	RPI 1-25	RPI 26-50	W-L RECORDS	RPI 51-100	RPI 101-150	RPI 150+				
11- 2	2- 2	1- 0	OVERALL	3- 0	2- 0	3- 0				
7- 1	1- 1	1- 0	HOME	1- 0	1- 0	3- 0				
4- 1	1- 1	0- 0	AWAY	2- 0	1- 0	0- 0				
0- 0	0- 0	0- 0	NEUTRAL	0- 0	0- 0	0- 0				
10- 2	2- 2	0- 0	NON-CONFERENCE	3- 0	2- 0	3- 0				
6- 1	1- 1	0- 0	HOME	1- 0	1- 0	3- 0				
4- 1	1- 1	0- 0	AWAY	2- 0	1- 0	0- 0				
0- 0	0- 0	0- 0	NEUTRAL	0- 0	0- 0	0- 0				
1- 0	0- 0	1- 0	CONFERENCE	0- 0	0- 0	0- 0				
1- 0	0- 0	1- 0	HOME	0- 0	0- 0	0- 0				
0- 0	0- 0	0- 0	AWAY	0- 0	0- 0	0- 0				
0- 0	0- 0	0- 0	NEUTRAL	0- 0	0- 0	0- 0				

RPI	S	Opponent	Score	RPI	S	Opponent	Score	RPI	S	Opponent	Score	RPI	S	Opponent	Score
1	H	UConn	74 84	38	H	Marquette	89 71	66	H	Drexel	81 57	118	A	Green Bay	76 65
4	A	Oregon St.	77 98					83	A	Loyola Chicago	83 76	130	H	Miami (OH)	98 79
15	A	Northwestern	70 68					98	A	Notre Dame	105 94	209	H	Milwaukee	94 65
23	H	Miami (FL)	89 83									243	H	Arkansas St.	109 64
												292	H	Alabama St.	105 76
LAST 10 Division I															
				38	H	Marquette	89 71					292	H	Alabama St.	105 76
				83	A	Loyola Chicago	83 76					98	A	Notre Dame	105 94
				1	H	UConn	74 84					118	A	Green Bay	76 65
				23	H	Miami (FL)	89 83					15	A	Northwestern	70 68
				243	H	Arkansas St.	109 64					209	H	Milwaukee	94 65

Non-Div I Games:

DePaul

Delaware

Through Games Of Dec. 29, 2019

Average RPI Win:	160	WON-LOST	WINNING	LAST 10	STRENGTH OF	OPP. STRENGTH	TEAM	ADJ.	CONF.	ADJ CONF.
Average RPI Loss:	129	RECORD	PCT. RANK	GAMES	SCHEDULE	OF SCHEDULE	RPI	RPI	RPI	RPI
DIV. I ONLY	4- 7	229	4-6	162	62	189	189	16	16	
DIV. I NON-CONF.	4- 7	224	4-6	162	61	186	186	16	16	
TOTALS	RPI 1-25	RPI 26-50	W-L RECORDS	RPI 51-100	RPI 101-150	RPI 150+				
4- 7	0- 0	0- 1	OVERALL	1- 2	1- 1	2- 3				
1- 3	0- 0	0- 0	HOME	0- 0	0- 1	1- 2				
2- 4	0- 0	0- 1	AWAY	0- 2	1- 0	1- 1				
1- 0	0- 0	0- 0	NEUTRAL	1- 0	0- 0	0- 0				
4- 7	0- 0	0- 1	NON-CONFERENCE	1- 2	1- 1	2- 3				
1- 3	0- 0	0- 0	HOME	0- 0	0- 1	1- 2				
2- 4	0- 0	0- 1	AWAY	0- 2	1- 0	1- 1				
1- 0	0- 0	0- 0	NEUTRAL	1- 0	0- 0	0- 0				
0- 0	0- 0	0- 0	CONFERENCE	0- 0	0- 0	0- 0				
0- 0	0- 0	0- 0	HOME	0- 0	0- 0	0- 0				
0- 0	0- 0	0- 0	AWAY	0- 0	0- 0	0- 0				
0- 0	0- 0	0- 0	NEUTRAL	0- 0	0- 0	0- 0				

RPI 1-25				RPI 26-50				RPI 51-100				RPI 101+				Team's RPI: 189	
RPI	S	Opponent	Score	RPI	S	Opponent	Score	RPI	S	Opponent	Score	RPI	S	Opponent	Score		
				27	A	Maryland	55 99	58	A	Charlotte	57 61	108	H	George Washington	49 63		
								70	A	UCF	49 75	150	A	Robert Morris	73 62		
								84	N	Santa Clara	81 80	170	A	Gardner-Webb	65 67		
												196	H	George Mason	63 44		
												208	A	Cal St. Fullerton	72 55		
												221	H	Delaware St.	64 67		
												249	H	Maine	56 69		
LAST 10 Division I																	
				196	H	George Mason	63 44	150	A	Robert Morris	73 62						
				58	A	Charlotte	57 61	108	H	George Washington	49 63						
				170	A	Gardner-Webb	65 67	84	N	Santa Clara	81 80						
				27	A	Maryland	55 99	208	A	Cal St. Fullerton	72 55						
				221	H	Delaware St.	64 67	70	A	UCF	49 75						

Non-Div I Games:

Delaware

Loss, Non-Conf, S Site, H Home A Away N Neutral

Average RPI Win:	264	WON-LOST	WINNING	LAST 10	STRENGTH OF	OPP. STRENGTH	TEAM	ADJ.	CONF.	ADJ CONF.
Average RPI Loss:	126	RECORD	PCT. RANK	GAMES	SCHEDULE	OF SCHEDULE	RPI	RPI	RPI	RPI
DIV. I ONLY	2- 8	296	2-8	24	338	221	221	31	31	
DIV. I NON-CONF.	2- 8	296	2-8	27	342	222	222	31	31	
TOTALS	RPI 1-25	RPI 26-50	W-L RECORDS	RPI 51-100	RPI 101-150	RPI 150+				
2- 8	0- 0	0- 1	OVERALL	0- 2	0- 2	2- 3				
1- 5	0- 0	0- 0	HOME	0- 1	0- 2	1- 2				
1- 3	0- 0	0- 1	AWAY	0- 1	0- 0	1- 1				
0- 0	0- 0	0- 0	NEUTRAL	0- 0	0- 0	0- 0				
2- 8	0- 0	0- 1	NON-CONFERENCE	0- 2	0- 2	2- 3				
1- 5	0- 0	0- 0	HOME	0- 1	0- 2	1- 2				
1- 3	0- 0	0- 1	AWAY	0- 1	0- 0	1- 1				
0- 0	0- 0	0- 0	NEUTRAL	0- 0	0- 0	0- 0				
0- 0	0- 0	0- 0	CONFERENCE	0- 0	0- 0	0- 0				
0- 0	0- 0	0- 0	HOME	0- 0	0- 0	0- 0				
0- 0	0- 0	0- 0	AWAY	0- 0	0- 0	0- 0				
0- 0	0- 0	0- 0	NEUTRAL	0- 0	0- 0	0- 0				

RPI 1-25				RPI 26-50				RPI 51-100				RPI 101+				Team's RPI: 221
RPI	S	Opponent	Score	RPI	S	Opponent	Score	RPI	S	Opponent	Score	RPI	S	Opponent	Score	
				36	A	James Madison	64 83					107	H	Binghamton	66 75	
								77	H	Lehigh	38 68	134	H	William & Mary	52 73	
								96	A	Boston College	69 109	154	H	Cleveland St.	49 57	
												159	H	Cornell	51 77	
												189	A	Delaware	67 64	
												242	A	Longwood	62 78	
												339	H	Saint Peter's	89 66	
LAST 10 Division I																
				96	A	Boston College	69 109	339	H	Saint Peter's	89 66					
				36	A	James Madison	64 83	154	H	Cleveland St.	49 57					
				242	A	Longwood	62 78	134	H	William & Mary	52 73					
				189	A	Delaware	67 64	159	H	Cornell	51 77					
				77	H	Lehigh	38 68	107	H	Binghamton	66 75					

Non-Div I Games: Post 67 41 Georgian Court 69 48

Delaware St.

Average RPI Win: 223	WON-LOST	WINNING	LAST 10	STRENGTH OF	OPP. STRENGTH	TEAM	ADJ.	CONF.	ADJ CONF.
Average RPI Loss: 184	RECORD	PCT. RANK	GAMES	SCHEDULE	OF SCHEDULE	RPI	RPI	RPI	RPI
DIV. I ONLY	6- 7	190	5-5	271	223	279	279	17	17
DIV. I NON-CONF.	5- 7	206	4-5	230	233	275	275	17	17
TOTALS	RPI 1-25	RPI 26-50	W-L RECORDS	RPI 51-100	RPI 101-150	RPI 150+			
6- 7	0- 0	0- 1	OVERALL	0- 0	1- 1	5- 5			
6- 2	0- 0	0- 0	HOME	0- 0	1- 0	5- 2			
0- 3	0- 0	0- 1	AWAY	0- 0	0- 0	0- 2			
0- 2	0- 0	0- 0	NEUTRAL	0- 0	0- 1	0- 1			
5- 7	0- 0	0- 1	NON-CONFERENCE	0- 0	1- 1	4- 5			
5- 2	0- 0	0- 0	HOME	0- 0	1- 0	4- 2			
0- 3	0- 0	0- 1	AWAY	0- 0	0- 0	0- 2			
0- 2	0- 0	0- 0	NEUTRAL	0- 0	0- 1	0- 1			
1- 0	0- 0	0- 0	CONFERENCE	0- 0	0- 0	1- 0			
1- 0	0- 0	0- 0	HOME	0- 0	0- 0	1- 0			
0- 0	0- 0	0- 0	AWAY	0- 0	0- 0	0- 0			
0- 0	0- 0	0- 0	NEUTRAL	0- 0	0- 0	0- 0			

RPI S	Opponent	Score	RPI S	Opponent	Score	RPI S	Opponent	Score	RPI S	Opponent	Score	Team's RPI: 279
			39 A	Colorado	70 96				127 N	Akron	72 88	
									139 H	Northern Colo.	74 55	
									151 A	Lamar University	59 71	
									161 H	Southern Utah	81 73	
									177 H	Wyoming	71 57	
									179 H	Alabama A&M	83 86	
									236 A	UMKC	79 83	
									240 N	Western Mich.	70 79	
									241 H	UC Irvine	83 75	
									296 H	North Dakota St.	91 82	
									319 H	New Mexico St.	75 78	
									323 H	Cal Poly	96 66	
LAST 10 Division I												
296 H	North Dakota St.	91 82	161 H	Southern Utah	81 73							
240 N	Western Mich.	70 79	39 A	Colorado	70 96							
127 N	Akron	72 88	151 A	Lamar University	59 71							
241 H	UC Irvine	83 75	139 H	Northern Colo.	74 55							
323 H	Cal Poly	96 66	179 H	Alabama A&M	83 86							

Non-Div I Games: Colo. Christian 89 49

Denver

Detroit Mercy

Through Games Of Dec. 29, 2019

Average RPI Win:	0	WON-LOST	WINNING	LAST 10	STRENGTH OF	OPP. STRENGTH	TEAM	ADJ.	CONF.	ADJ CONF.
Average RPI Loss:	192	RECORD	PCT. RANK	GAMES	SCHEDULE	OF SCHEDULE	RPI	RPI	RPI	RPI
DIV. I ONLY	0- 12	339	0-10	188	314	334	334	18	18	
DIV. I NON-CONF.	0- 11	338	0-9	160	299	330	330	18	18	
TOTALS	RPI 1-25	RPI 26-50	W-L RECORDS	RPI 51-100	RPI 101-150	RPI 150+				
0- 12	0- 0	0- 0	OVERALL	0- 1	0- 3	0- 8				
0- 6	0- 0	0- 0	HOME	0- 1	0- 1	0- 4				
0- 4	0- 0	0- 0	AWAY	0- 0	0- 2	0- 2				
0- 2	0- 0	0- 0	NEUTRAL	0- 0	0- 0	0- 2				
0- 11	0- 0	0- 0	NON-CONFERENCE	0- 1	0- 3	0- 7				
0- 5	0- 0	0- 0	HOME	0- 1	0- 1	0- 3				
0- 4	0- 0	0- 0	AWAY	0- 0	0- 2	0- 2				
0- 2	0- 0	0- 0	NEUTRAL	0- 0	0- 0	0- 2				
0- 1	0- 0	0- 0	CONFERENCE	0- 0	0- 0	0- 1				
0- 1	0- 0	0- 0	HOME	0- 0	0- 0	0- 1				
0- 0	0- 0	0- 0	AWAY	0- 0	0- 0	0- 0				
0- 0	0- 0	0- 0	NEUTRAL	0- 0	0- 0	0- 0				

RPI S	Opponent	Score	RPI S	Opponent	Score	RPI S	Opponent	Score	RPI S	Opponent	Score	Team's RPI: 334
						83 H	Loyola Chicago	60 89	122 A	Michigan St.	52 110	
									127 H	Akron	60 81	
									137 A	Butler	60 82	
									172 H	Valparaiso	58 77	
									196 A	George Mason	62 75	
									207 H	Eastern Mich.	70 84	
									216 H	Toledo	64 82	
									230 N	Tennessee Tech	47 69	
									240 A	Western Mich.	67 82	
									283 N	Sacred Heart	60 66	
									285 H	Oakland	57 71	
LAST 10 Division I												
285 H	Oakland	57 71	172 H	Valparaiso	58 77							
207 H	Eastern Mich.	70 84	230 N	Tennessee Tech	47 69							
216 H	Toledo	64 82	283 N	Sacred Heart	60 66							
196 A	George Mason	62 75	127 H	Akron	60 81							
137 A	Butler	60 82	240 A	Western Mich.	67 82							

Non-Div I Games:

Detroit Mercy

Loss, Non-Conf, S Site, H Home A Away N Neutral

Drake

Through Games Of Dec. 29, 2019

Average RPI Win:	148	WON-LOST	WINNING	LAST 10	STRENGTH OF	OPP. STRENGTH	TEAM	ADJ.	CONF.	ADJ CONF.
Average RPI Loss:	24	RECORD	PCT. RANK	GAMES	SCHEDULE	OF SCHEDULE	RPI	RPI	RPI	RPI
DIV. I ONLY	7- 4	101	6-4	35	13	33	33	7	7	
DIV. I NON-CONF.	7- 4	99	6-4	37	13	29	29	7	7	
TOTALS	RPI 1-25	RPI 26-50	W-L RECORDS	RPI 51-100	RPI 101-150	RPI 150+				
7- 4	1- 3	0- 1	OVERALL	0- 0	2- 0	4- 0				
4- 0	1- 0	0- 0	HOME	0- 0	1- 0	2- 0				
1- 3	0- 2	0- 1	AWAY	0- 0	0- 0	1- 0				
2- 1	0- 1	0- 0	NEUTRAL	0- 0	1- 0	1- 0				
7- 4	1- 3	0- 1	NON-CONFERENCE	0- 0	2- 0	4- 0				
4- 0	1- 0	0- 0	HOME	0- 0	1- 0	2- 0				
1- 3	0- 2	0- 1	AWAY	0- 0	0- 0	1- 0				
2- 1	0- 1	0- 0	NEUTRAL	0- 0	1- 0	1- 0				
0- 0	0- 0	0- 0	CONFERENCE	0- 0	0- 0	0- 0				
0- 0	0- 0	0- 0	HOME	0- 0	0- 0	0- 0				
0- 0	0- 0	0- 0	AWAY	0- 0	0- 0	0- 0				
0- 0	0- 0	0- 0	NEUTRAL	0- 0	0- 0	0- 0				

RPI 1-25				RPI 26-50				Team's RPI: 33	RPI 51-100				RPI 101+			
RPI	S	Opponent	Score	RPI	S	Opponent	Score		RPI	S	Opponent	Score	RPI	S	Opponent	Score
13	N	Purdue	47 67	40	A	Oklahoma	84 93						105	H	South Dakota St.	74 67
14	H	Creighton	63 53										115	N	Auburn	83 82
16	A	Iowa	67 79										157	H	Iowa St.	86 81
25	A	South Dakota	94 102										166	A	Northern Ill.	73 49
													229	H	Western Ill.	94 75
													249	N	Maine	94 62
LAST 10 Division I																
166	A	Northern Ill.	73 49	115	N	Auburn	83 82									
16	A	Iowa	67 79	249	N	Maine	94 62									
40	A	Oklahoma	84 93	13	N	Purdue	47 67									
25	A	South Dakota	94 102	229	H	Western Ill.	94 75									
157	H	Iowa St.	86 81	14	H	Creighton	63 53									

Non-Div I Games: Waldorf 103 18

Drake

Loss, Non-Conf, S Site, H Home A Away N Neutral

Average RPI Win:	137	WON-LOST	WINNING	LAST 10	STRENGTH OF	OPP. STRENGTH	TEAM	ADJ.	CONF.	ADJ CONF.
Average RPI Loss:	72	RECORD	PCT. RANK	GAMES	SCHEDULE	OF SCHEDULE	RPI	RPI	RPI	RPI
DIV. I ONLY	6- 5	147	5-5	30	120	66	66	16	16	
DIV. I NON-CONF.	6- 5	149	5-5	31	119	67	67	16	16	
TOTALS	RPI 1-25	RPI 26-50	W-L RECORDS	RPI 51-100	RPI 101-150	RPI 150+				
6- 5	0- 1	0- 0	OVERALL	2- 4	1- 0	3- 0				
4- 1	0- 0	0- 0	HOME	2- 1	0- 0	2- 0				
2- 3	0- 1	0- 0	AWAY	0- 2	1- 0	1- 0				
0- 1	0- 0	0- 0	NEUTRAL	0- 1	0- 0	0- 0				
6- 5	0- 1	0- 0	NON-CONFERENCE	2- 4	1- 0	3- 0				
4- 1	0- 0	0- 0	HOME	2- 1	0- 0	2- 0				
2- 3	0- 1	0- 0	AWAY	0- 2	1- 0	1- 0				
0- 1	0- 0	0- 0	NEUTRAL	0- 1	0- 0	0- 0				
0- 0	0- 0	0- 0	CONFERENCE	0- 0	0- 0	0- 0				
0- 0	0- 0	0- 0	HOME	0- 0	0- 0	0- 0				
0- 0	0- 0	0- 0	AWAY	0- 0	0- 0	0- 0				
0- 0	0- 0	0- 0	NEUTRAL	0- 0	0- 0	0- 0				

RPI 1-25				RPI 26-50				RPI 51-100 Team's RPI: 66				RPI 101+			
RPI	S	Opponent	Score	RPI	S	Opponent	Score	RPI	S	Opponent	Score	RPI	S	Opponent	Score
9	A	DePaul	57 81					71	N	Buffalo	59 63	140	A	Saint Joseph's	62 52
								85	H	Villanova	54 52	152	H	Davidson	74 63
								91	A	Penn	49 53	165	H	La Salle	69 31
								92	H	Pacific	51 58	181	A	Quinnipiac	66 62
								97	A	Bucknell	49 60				
								100	H	Richmond	58 52				
LAST 10 Division I															
91	A	Penn	49 53	85	H	Villanova	54 52								
165	H	La Salle	69 31	140	A	Saint Joseph's	62 52								
97	A	Bucknell	49 60	71	N	Buffalo	59 63								
9	A	DePaul	57 81	100	H	Richmond	58 52								
152	H	Davidson	74 63	92	H	Pacific	51 58								

Non-Div I Games:

Drexel

Average RPI Win:	177	WON-LOST	WINNING	LAST 10	STRENGTH OF	OPP. STRENGTH	TEAM	ADJ.	CONF.	ADJ CONF.
Average RPI Loss:	27	RECORD	PCT. RANK	GAMES	SCHEDULE	OF SCHEDULE	RPI	RPI	RPI	RPI
DIV. I ONLY	7- 5	123	6-4	3	182	31	31	3	3	
DIV. I NON-CONF.	6- 5	149	5-4	3	202	31	31	3	3	
TOTALS	RPI 1-25	RPI 26-50	W-L RECORDS	RPI 51-100	RPI 101-150	RPI 150+				
7- 5	0- 3	0- 1	OVERALL	3- 1	0- 0	4- 0				
6- 1	0- 1	0- 0	HOME	3- 0	0- 0	3- 0				
1- 4	0- 2	0- 1	AWAY	0- 1	0- 0	1- 0				
0- 0	0- 0	0- 0	NEUTRAL	0- 0	0- 0	0- 0				
6- 5	0- 3	0- 1	NON-CONFERENCE	2- 1	0- 0	4- 0				
5- 1	0- 1	0- 0	HOME	2- 0	0- 0	3- 0				
1- 4	0- 2	0- 1	AWAY	0- 1	0- 0	1- 0				
0- 0	0- 0	0- 0	NEUTRAL	0- 0	0- 0	0- 0				
1- 0	0- 0	0- 0	CONFERENCE	1- 0	0- 0	0- 0				
1- 0	0- 0	0- 0	HOME	1- 0	0- 0	0- 0				
0- 0	0- 0	0- 0	AWAY	0- 0	0- 0	0- 0				
0- 0	0- 0	0- 0	NEUTRAL	0- 0	0- 0	0- 0				

RPI 1-25				RPI 26-50				Team's RPI: 31	RPI 51-100				RPI 101+			
RPI	S	Opponent	Score	RPI	S	Opponent	Score		RPI	S	Opponent	Score	RPI	S	Opponent	Score
6	A	South Carolina	46 89	30	A	FGCU	56 78		57	H	Troy	99 85	152	H	Davidson	82 52
11	A	Texas A&M	58 79						74	A	Nebraska	79 83	263	A	UNLV	57 45
15	H	Northwestern	42 63						91	H	Penn	66 50	272	H	Idaho St.	85 66
									96	H	Boston College	85 73	307	H	High Point	93 57
LAST 10 Division I																
				30	A	FGCU	56 78		74	A	Nebraska	79 83				
				6	A	South Carolina	46 89		91	H	Penn	66 50				
				96	H	Boston College	85 73		152	H	Davidson	82 52				
				15	H	Northwestern	42 63		57	H	Troy	99 85				
				263	A	UNLV	57 45		272	H	Idaho St.	85 66				

Non-Div I Games:

Duke

RPI 1-25				RPI 26-50				RPI 51-100				Team's RPI: 95		RPI 101+			
RPI	S	Opponent	Score	RPI	S	Opponent	Score	RPI	S	Opponent	Score		RPI	S	Opponent	Score	
								73	A	Temple	72	85	127	A	Akron	88 63	
								78	H	Kent St.	75	77	159	A	Cornell	72 62	
													178	A	Iona	76 74	
													184	H	Kennesaw St.	75 72	
													206	H	Saint Francis (PA)	72 69	
													215	A	Manhattan	76 65	
													216	H	Toledo	79 74	
													278	A	Lafayette	73 65	
													290	A	Pittsburgh	81 62	
													328	H	Central Conn. St.	72 33	
LAST 10 Division I																	
				184	H	Kennesaw St.	75 72					216	H	Toledo	79 74		
				206	H	Saint Francis (PA)	72 69					127	A	Akron	88 63		
				159	A	Cornell	72 62					328	H	Central Conn. St.	72 33		
				178	A	Iona	76 74					290	A	Pittsburgh	81 62		
				215	A	Manhattan	76 65					278	A	Lafayette	73 65		

Duquesne

Average RPI Win:	193	WON-LOST	WINNING	LAST 10	STRENGTH OF	OPP. STRENGTH	TEAM	ADJ.	CONF.	ADJ CONF.
Average RPI Loss:	155	RECORD	PCT. RANK	GAMES	SCHEDULE	OF SCHEDULE	RPI	RPI	RPI	RPI
DIV. I ONLY	4- 9	252	3-7	124	304	238	238	22	22	
DIV. I NON-CONF.	4- 9	252	3-7	120	303	240	240	22	22	
TOTALS	RPI 1-25	RPI 26-50	W-L RECORDS	RPI 51-100	RPI 101-150	RPI 150+				
4- 9	0- 1	0- 0	OVERALL	0- 2	2- 1	2- 5				
2- 5	0- 0	0- 0	HOME	0- 0	1- 1	1- 4				
2- 4	0- 1	0- 0	AWAY	0- 2	1- 0	1- 1				
0- 0	0- 0	0- 0	NEUTRAL	0- 0	0- 0	0- 0				
4- 9	0- 1	0- 0	NON-CONFERENCE	0- 2	2- 1	2- 5				
2- 5	0- 0	0- 0	HOME	0- 0	1- 1	1- 4				
2- 4	0- 1	0- 0	AWAY	0- 2	1- 0	1- 1				
0- 0	0- 0	0- 0	NEUTRAL	0- 0	0- 0	0- 0				
0- 0	0- 0	0- 0	CONFERENCE	0- 0	0- 0	0- 0				
0- 0	0- 0	0- 0	HOME	0- 0	0- 0	0- 0				
0- 0	0- 0	0- 0	AWAY	0- 0	0- 0	0- 0				
0- 0	0- 0	0- 0	NEUTRAL	0- 0	0- 0	0- 0				

RPI 1-25				RPI 26-50				RPI 51-100				RPI 101+ Team's RPI: 238			
RPI	S	Opponent	Score	RPI	S	Opponent	Score	RPI	S	Opponent	Score	RPI	S	Opponent	Score
24	A	Georgia Tech	48 87					57	A	Troy	61 79	112	A	Liberty	63 62
								69	A	N.C. A&T	69 80	116	H	Wake Forest	67 60
												117	H	Tennessee	68 72
												152	H	Davidson	60 75
												154	H	Cleveland St.	54 62
												246	H	UNC Asheville	54 72
												259	H	South Alabama	65 60
												267	H	Radford	43 67
												286	A	Appalachian St.	67 61
												307	A	High Point	62 80
LAST 10 Division I															
259	H	South Alabama	65 60	154	H	Cleveland St.	54 62								
24	A	Georgia Tech	48 87	116	H	Wake Forest	67 60								
57	A	Troy	61 79	152	H	Davidson	60 75								
267	H	Radford	43 67	286	A	Appalachian St.	67 61								
69	A	N.C. A&T	69 80	246	H	UNC Asheville	54 72								

Non-Div I Games:

ETSU

■ Loss,
 ■ Non-Conf,
 ■ S Site,
 ■ H Home
 ■ A Away
 N Neutral

East Carolina

Through Games Of Dec. 29, 2019

Average RPI Win:	283	WON-LOST	WINNING	LAST 10	STRENGTH OF	OPP. STRENGTH	TEAM	ADJ.	CONF.	ADJ CONF.
Average RPI Loss:	103	RECORD	PCT. RANK	GAMES	SCHEDULE	OF SCHEDULE	RPI	RPI	RPI	RPI
DIV. I ONLY	3- 10	280	2-8	62	186	224	224	9	9	
DIV. I NON-CONF.	3- 10	281	2-8	63	185	224	224	9	9	
TOTALS	RPI 1-25	RPI 26-50	W-L RECORDS	RPI 51-100	RPI 101-150	RPI 150+				
3- 10	0- 1	0- 0	OVERALL	0- 3	0- 4	3- 2				
2- 4	0- 0	0- 0	HOME	0- 2	0- 1	2- 1				
1- 4	0- 0	0- 0	AWAY	0- 1	0- 2	1- 1				
0- 2	0- 1	0- 0	NEUTRAL	0- 0	0- 1	0- 0				
3- 10	0- 1	0- 0	NON-CONFERENCE	0- 3	0- 4	3- 2				
2- 4	0- 0	0- 0	HOME	0- 2	0- 1	2- 1				
1- 4	0- 0	0- 0	AWAY	0- 1	0- 2	1- 1				
0- 2	0- 1	0- 0	NEUTRAL	0- 0	0- 1	0- 0				
0- 0	0- 0	0- 0	CONFERENCE	0- 0	0- 0	0- 0				
0- 0	0- 0	0- 0	HOME	0- 0	0- 0	0- 0				
0- 0	0- 0	0- 0	AWAY	0- 0	0- 0	0- 0				
0- 0	0- 0	0- 0	NEUTRAL	0- 0	0- 0	0- 0				

RPI 1-25				RPI 26-50				RPI 51-100				RPI 101+ Team's RPI: 224			
RPI	S	Opponent	Score	RPI	S	Opponent	Score	RPI	S	Opponent	Score	RPI	S	Opponent	Score
15	N	Northwestern	45 64					53	A	Georgia	50 67	112	A	Liberty	66 81
								54	H	Middle Tenn.	66 68	116	A	Wake Forest	53 76
								58	H	Charlotte	47 59	124	N	Dayton	68 94
												134	H	William & Mary	68 78
												173	H	Howard	51 67
												195	A	VCU	40 53
												242	A	Longwood	64 61
												301	H	UMES	57 42
												306	H	USC Upstate	69 48
LAST 10 Division I															
				53	A	Georgia	50 67					173	H	Howard	51 67
				124	N	Dayton	68 94					112	A	Liberty	66 81
				15	N	Northwestern	45 64					116	A	Wake Forest	53 76
				195	A	VCU	40 53					242	A	Longwood	64 61
				58	H	Charlotte	47 59					301	H	UMES	57 42

Non-Div I Games:

East Carolina

Loss, Non-Conf, S Site, H Home A Away N Neutral

Average RPI Win:	296	WON-LOST	WINNING	LAST 10	STRENGTH OF	OPP. STRENGTH	TEAM	ADJ.	CONF.	ADJ CONF.
Average RPI Loss:	157	RECORD	PCT. RANK	GAMES	SCHEDULE	OF SCHEDULE	RPI	RPI	RPI	RPI
DIV. I ONLY	5- 4	136	5-4	340	191	264	264	19	19	
DIV. I NON-CONF.	5- 4	134	5-4	343	193	264	264	20	20	
TOTALS	RPI 1-25	RPI 26-50	W-L RECORDS	RPI 51-100	RPI 101-150	RPI 150+				
5- 4	0- 0	0- 0	OVERALL	0- 2	0- 0	5- 2				
1- 2	0- 0	0- 0	HOME	0- 1	0- 0	1- 1				
3- 2	0- 0	0- 0	AWAY	0- 1	0- 0	3- 1				
1- 0	0- 0	0- 0	NEUTRAL	0- 0	0- 0	1- 0				
5- 4	0- 0	0- 0	NON-CONFERENCE	0- 2	0- 0	5- 2				
1- 2	0- 0	0- 0	HOME	0- 1	0- 0	1- 1				
3- 2	0- 0	0- 0	AWAY	0- 1	0- 0	3- 1				
1- 0	0- 0	0- 0	NEUTRAL	0- 0	0- 0	1- 0				
0- 0	0- 0	0- 0	CONFERENCE	0- 0	0- 0	0- 0				
0- 0	0- 0	0- 0	HOME	0- 0	0- 0	0- 0				
0- 0	0- 0	0- 0	AWAY	0- 0	0- 0	0- 0				
0- 0	0- 0	0- 0	NEUTRAL	0- 0	0- 0	0- 0				

RPI 1-25			RPI 26-50			RPI 51-100			RPI 101+			Team's RPI: 264
RPI	S	Opponent	Score	RPI	S	Opponent	Score	RPI	S	Opponent	Score	
						83 H Loyola Chicago	51 67	166 A Northern Ill.		48 61		
						89 A Wisconsin	55 63	229 N Western Ill.		60 52		
								275 H Omaha		65 52		
								288 H Indiana St.		57 59		
								318 A UIC		80 45		
								321 A Lipscomb		66 56		
								335 A Evansville		90 44		
LAST 10 Division I												
229 N		Western Ill.	60 52	321 A		Lipscomb	66 56					
166 A		Northern Ill.	48 61	89 A		Wisconsin	55 63					
275 H		Omaha	65 52	335 A		Evansville	90 44					
288 H		Indiana St.	57 59	318 A		UIC	80 45					
				83 H		Loyola Chicago	51 67					

Non-Div I Games: Lindenwood (MO) 88 66

Eastern Ill.

Average RPI Win:	240	WON-LOST	WINNING	LAST 10	STRENGTH OF	OPP. STRENGTH	TEAM	ADJ.	CONF.	ADJ CONF.
Average RPI Loss:	108	RECORD	PCT. RANK	GAMES	SCHEDULE	OF SCHEDULE	RPI	RPI	RPI	RPI
DIV. I ONLY	5- 5	165	5-5	256	135	188	188	19	19	
DIV. I NON-CONF.	5- 5	167	5-5	259	140	185	185	20	20	
TOTALS	RPI 1-25	RPI 26-50	W-L RECORDS	RPI 51-100	RPI 101-150	RPI 150+				
5- 5	0- 0	0- 0	OVERALL	0- 2	1- 3	4- 0				
2- 2	0- 0	0- 0	HOME	0- 0	0- 2	2- 0				
3- 3	0- 0	0- 0	AWAY	0- 2	1- 1	2- 0				
0- 0	0- 0	0- 0	NEUTRAL	0- 0	0- 0	0- 0				
5- 5	0- 0	0- 0	NON-CONFERENCE	0- 2	1- 3	4- 0				
2- 2	0- 0	0- 0	HOME	0- 0	0- 2	2- 0				
3- 3	0- 0	0- 0	AWAY	0- 2	1- 1	2- 0				
0- 0	0- 0	0- 0	NEUTRAL	0- 0	0- 0	0- 0				
0- 0	0- 0	0- 0	CONFERENCE	0- 0	0- 0	0- 0				
0- 0	0- 0	0- 0	HOME	0- 0	0- 0	0- 0				
0- 0	0- 0	0- 0	AWAY	0- 0	0- 0	0- 0				
0- 0	0- 0	0- 0	NEUTRAL	0- 0	0- 0	0- 0				

RPI 1-25				RPI 26-50				RPI 51-100				RPI 101+				Team's RPI: 188	
RPI	S	Opponent	Score	RPI	S	Opponent	Score	RPI	S	Opponent	Score	RPI	S	Opponent	Score		
								55	A	Vanderbilt	69	75	130	H	Miami (OH)	57	75
								76	A	IUPUI	42	72	137	A	Butler	41	73
													141	H	Youngstown St.	63	72
													143	A	Memphis	63	60
													233	H	Chattanooga	71	65
													251	H	Northern Ky.	69	62
													258	A	Xavier	56	55
													315	A	Mercer	61	60
LAST 10 Division I																	
				76	A	IUPUI	42	72	233	H	Chattanooga	71	65				
				55	A	Vanderbilt	69	75	315	A	Mercer	61	60				
				258	A	Xavier	56	55	130	H	Miami (OH)	57	75				
				141	H	Youngstown St.	63	72	137	A	Butler	41	73				
				251	H	Northern Ky.	69	62	143	A	Memphis	63	60				

Non-Div I Games: Alice Lloyd 102 65

Eastern Ky.

Average RPI Win: 283		WON-LOST	WINNING	LAST 10	STRENGTH OF	OPP. STRENGTH	TEAM	ADJ.	CONF.	ADJ CONF.
Average RPI Loss: 106		RECORD	PCT. RANK	GAMES	SCHEDULE	OF SCHEDULE	RPI	RPI	RPI	RPI
DIV. I ONLY		4- 6	213	4-6	184	255	207	207	10	10
DIV. I NON-CONF.		4- 6	213	4-6	183	258	209	209	10	10
TOTALS		RPI 1-25	RPI 26-50	W-L RECORDS	RPI 51-100	RPI 101-150	RPI 150+			
4- 6	0- 0		0- 1	OVERALL	0- 1	0- 4	4- 0			
2- 2	0- 0		0- 1	HOME	0- 1	0- 0	2- 0			
2- 4	0- 0		0- 0	AWAY	0- 0	0- 4	2- 0			
0- 0	0- 0		0- 0	NEUTRAL	0- 0	0- 0	0- 0			
4- 6	0- 0		0- 1	NON-CONFERENCE	0- 1	0- 4	4- 0			
2- 2	0- 0		0- 1	HOME	0- 1	0- 0	2- 0			
2- 4	0- 0		0- 0	AWAY	0- 0	0- 4	2- 0			
0- 0	0- 0		0- 0	NEUTRAL	0- 0	0- 0	0- 0			
0- 0	0- 0		0- 0	CONFERENCE	0- 0	0- 0	0- 0			
0- 0	0- 0		0- 0	HOME	0- 0	0- 0	0- 0			
0- 0	0- 0		0- 0	AWAY	0- 0	0- 0	0- 0			
0- 0	0- 0		0- 0	NEUTRAL	0- 0	0- 0	0- 0			

RPI 1-25				RPI 26-50				RPI 51-100				RPI 101+				Team's RPI: 207	
RPI	S	Opponent	Score	RPI	S	Opponent	Score	RPI	S	Opponent	Score	RPI	S	Opponent	Score		
				49	H	Michigan	38 57	86	H	Southern Ill.	54 85	107	A	Binghamton	67 78		
												122	A	Michigan St.	50 85		
												129	A	Wichita St.	52 63		
												141	A	Youngstown St.	77 79		
												156	H	Southeast Mo. St.	69 64		
												318	A	UIC	68 59		
												325	H	Purdue Fort Wayne	64 40		
												334	A	Detroit Mercy	84 70		
LAST 10 Division I																	
				334	A	Detroit Mercy	84 70	107	A	Binghamton	67 78						
				318	A	UIC	68 59	49	H	Michigan	38 57						
				325	H	Purdue Fort Wayne	64 40	86	H	Southern Ill.	54 85						
				129	A	Wichita St.	52 63	156	H	Southeast Mo. St.	69 64						
				122	A	Michigan St.	50 85	141	A	Youngstown St.	77 79						

Non-Div I Games:	Olivet	95	38
------------------	--------	----	----

Eastern Mich.

Loss, Non-Conf, S Site, H Home A Away N Neutral

Average RPI Win:	304	WON-LOST	WINNING	LAST 10	STRENGTH OF	OPP. STRENGTH	TEAM	ADJ.	CONF.	ADJ CONF.
Average RPI Loss:	136	RECORD	PCT. RANK	GAMES	SCHEDULE	OF SCHEDULE	RPI	RPI	RPI	RPI
DIV. I ONLY	1- 8	322	1-8	39	243	261	261	20	20	
DIV. I NON-CONF.	0- 8	338	0-8	14	235	251	251	19	19	
TOTALS	RPI 1-25	RPI 26-50	W-L RECORDS	RPI 51-100	RPI 101-150	RPI 150+				
1- 8	0- 2	0- 0	OVERALL	0- 1	0- 1	1- 4				
1- 2	0- 0	0- 0	HOME	0- 1	0- 0	1- 1				
0- 5	0- 2	0- 0	AWAY	0- 0	0- 0	0- 3				
0- 1	0- 0	0- 0	NEUTRAL	0- 0	0- 1	0- 0				
0- 8	0- 2	0- 0	NON-CONFERENCE	0- 1	0- 1	0- 4				
0- 2	0- 0	0- 0	HOME	0- 1	0- 0	0- 1				
0- 5	0- 2	0- 0	AWAY	0- 0	0- 0	0- 3				
0- 1	0- 0	0- 0	NEUTRAL	0- 0	0- 1	0- 0				
1- 0	0- 0	0- 0	CONFERENCE	0- 0	0- 0	1- 0				
1- 0	0- 0	0- 0	HOME	0- 0	0- 0	1- 0				
0- 0	0- 0	0- 0	AWAY	0- 0	0- 0	0- 0				
0- 0	0- 0	0- 0	NEUTRAL	0- 0	0- 0	0- 0				

RPI S	Opponent	Score	RPI S	Opponent	Score	RPI S	Opponent	Score	RPI S	Opponent	Score	Team's RPI: 261
5	A Stanford	27 92				72	H Boise St.	61 63	111	N Bradley	46 66	
7	A Gonzaga	44 84							186	A Utah	49 87	
									220	A San Jose St.	66 84	
									236	A UMKC	55 66	
									253	H Pepperdine	52 53	
									304	H Weber St.	63 53	
LAST 10 Division I												
304	H Weber St.	63 53	253	H Pepperdine	52 53							
111	N Bradley	46 66	7	A Gonzaga	44 84							
236	A UMKC	55 66	186	A Utah	49 87							
72	H Boise St.	61 63	220	A San Jose St.	66 84							
			5	A Stanford	27 92							

Non-Div I Games: Northwest Chrst. 81 62

Eastern Wash.

Average RPI Win:	294	WON-LOST	WINNING	LAST 10	STRENGTH OF	OPP. STRENGTH	TEAM	ADJ.	CONF.	ADJ CONF.
Average RPI Loss:	95	RECORD	PCT. RANK	GAMES	SCHEDULE	OF SCHEDULE	RPI	RPI	RPI	RPI
DIV. I ONLY	3- 6	238	3-6	68	249	185	185	16	16	
DIV. I NON-CONF.	3- 6	234	3-6	70	253	183	183	16	16	
TOTALS	RPI 1-25	RPI 26-50	W-L RECORDS	RPI 51-100	RPI 101-150	RPI 150+				
3- 6	0- 1	0- 0	OVERALL	0- 2	0- 2	3- 1				
2- 1	0- 0	0- 0	HOME	0- 0	0- 1	2- 0				
1- 3	0- 1	0- 0	AWAY	0- 1	0- 1	1- 0				
0- 2	0- 0	0- 0	NEUTRAL	0- 1	0- 0	0- 1				
3- 6	0- 1	0- 0	NON-CONFERENCE	0- 2	0- 2	3- 1				
2- 1	0- 0	0- 0	HOME	0- 0	0- 1	2- 0				
1- 3	0- 1	0- 0	AWAY	0- 1	0- 1	1- 0				
0- 2	0- 0	0- 0	NEUTRAL	0- 1	0- 0	0- 1				
0- 0	0- 0	0- 0	CONFERENCE	0- 0	0- 0	0- 0				
0- 0	0- 0	0- 0	HOME	0- 0	0- 0	0- 0				
0- 0	0- 0	0- 0	AWAY	0- 0	0- 0	0- 0				
0- 0	0- 0	0- 0	NEUTRAL	0- 0	0- 0	0- 0				

RPI S	Opponent	Score	RPI S	Opponent	Score	RPI S	Opponent	Score	RPI S	Opponent	Score	Team's RPI: 185
20 A	NC State	49 62				65 A	Marist	55 63	116 H	Wake Forest	57 69	
						76 N	IUPUI	53 59	123 A	North Carolina	46 76	
									171 N	Coastal Caro.	65 76	
									263 A	UNLV	50 44	
									286 H	Appalachian St.	67 66	
									333 H	Western Caro.	68 24	
LAST 10 Division I												
171 N	Coastal Caro.	65 76	123 A	North Carolina	46 76							
20 A	NC State	49 62	65 A	Marist	55 63							
76 N	IUPUI	53 59	286 H	Appalachian St.	67 66							
263 A	UNLV	50 44	333 H	Western Caro.	68 24							
116 H	Wake Forest	57 69										

Non-Div I Games: Newberry 73 53

Elon

Evansville

Through Games Of Dec. 29, 2019

Average RPI Win:	331	WON-LOST	WINNING	LAST 10	STRENGTH OF	OPP. STRENGTH	TEAM	ADJ.	CONF.	ADJ CONF.
Average RPI Loss:	195	RECORD	PCT. RANK	GAMES	SCHEDULE	OF SCHEDULE	RPI	RPI	RPI	RPI
DIV. I ONLY	2- 8	296	2-8	285	332	335	335	7	7	
DIV. I NON-CONF.	2- 8	296	2-8	287	334	335	335	7	7	
TOTALS	RPI 1-25	RPI 26-50	W-L RECORDS	RPI 51-100	RPI 101-150	RPI 150+				
2- 8	0- 0	0- 0	OVERALL	0- 1	0- 2	2- 5				
2- 2	0- 0	0- 0	HOME	0- 0	0- 0	2- 2				
0- 6	0- 0	0- 0	AWAY	0- 1	0- 2	0- 3				
0- 0	0- 0	0- 0	NEUTRAL	0- 0	0- 0	0- 0				
2- 8	0- 0	0- 0	NON-CONFERENCE	0- 1	0- 2	2- 5				
2- 2	0- 0	0- 0	HOME	0- 0	0- 0	2- 2				
0- 6	0- 0	0- 0	AWAY	0- 1	0- 2	0- 3				
0- 0	0- 0	0- 0	NEUTRAL	0- 0	0- 0	0- 0				
0- 0	0- 0	0- 0	CONFERENCE	0- 0	0- 0	0- 0				
0- 0	0- 0	0- 0	HOME	0- 0	0- 0	0- 0				
0- 0	0- 0	0- 0	AWAY	0- 0	0- 0	0- 0				
0- 0	0- 0	0- 0	NEUTRAL	0- 0	0- 0	0- 0				

RPI 1-25				RPI 26-50				RPI 51-100				RPI 101+				Team's RPI: 335		
RPI	S	Opponent	Score	RPI	S	Opponent	Score	RPI	S	Opponent	Score	RPI	S	Opponent	Score			
								56	A	Austin Peay	64	80	130	A	Miami (OH)	64	72	
														138	A	Illinois	44	59
														156	A	Southeast Mo. St.	60	83
														192	H	Murray St.	59	61
														264	H	Eastern Ill.	44	90
														298	A	SIUE	74	85
														322	H	Marshall	66	62
														325	A	Purdue Fort Wayne	64	67
														340	H	Chicago St.	76	42
LAST 10 Division I																		
				340	H	Chicago St.	76	42					130	A	Miami (OH)	64	72	
				138	A	Illinois	44	59					56	A	Austin Peay	64	80	
				325	A	Purdue Fort Wayne	64	67					264	H	Eastern Ill.	44	90	
				192	H	Murray St.	59	61					298	A	SIUE	74	85	
				322	H	Marshall	66	62					156	A	Southeast Mo. St.	60	83	

Non-Div I Games: Brescia 77 61

Evansville

Loss, Non-Conf, S Site, H Home A Away N Neutral

Average RPI Win:	147	WON-LOST	WINNING	LAST 10	STRENGTH OF	OPP. STRENGTH	TEAM	ADJ.	CONF.	ADJ CONF.
Average RPI Loss:	30	RECORD	PCT. RANK	GAMES	SCHEDULE	OF SCHEDULE	RPI	RPI	RPI	RPI
DIV. I ONLY	10- 2	35	8-2	115	18	30	30	14	14	
DIV. I NON-CONF.	10- 2	32	8-2	112	20	28	28	14	14	
TOTALS	RPI 1-25	RPI 26-50	W-L RECORDS	RPI 51-100	RPI 101-150	RPI 150+				
10- 2	0- 1	1- 1	OVERALL	3- 0	3- 0	3- 0				
3- 1	0- 0	1- 1	HOME	1- 0	0- 0	1- 0				
3- 1	0- 1	0- 0	AWAY	1- 0	1- 0	1- 0				
4- 0	0- 0	0- 0	NEUTRAL	1- 0	2- 0	1- 0				
10- 2	0- 1	1- 1	NON-CONFERENCE	3- 0	3- 0	3- 0				
3- 1	0- 0	1- 1	HOME	1- 0	0- 0	1- 0				
3- 1	0- 1	0- 0	AWAY	1- 0	1- 0	1- 0				
4- 0	0- 0	0- 0	NEUTRAL	1- 0	2- 0	1- 0				
0- 0	0- 0	0- 0	CONFERENCE	0- 0	0- 0	0- 0				
0- 0	0- 0	0- 0	HOME	0- 0	0- 0	0- 0				
0- 0	0- 0	0- 0	AWAY	0- 0	0- 0	0- 0				
0- 0	0- 0	0- 0	NEUTRAL	0- 0	0- 0	0- 0				

RPI 1-25				RPI 26-50				Team's RPI: 30		RPI 51-100				RPI 101+			
RPI	S	Opponent	Score	RPI	S	Opponent	Score			RPI	S	Opponent	Score	RPI	S	Opponent	Score
17	A	Princeton	53 67	31	H	Duke	78 56			70	H	UCF	72 50	104	A	Houston	57 45
				42	H	LSU	63 74			73	A	Temple	93 67	105	N	South Dakota St.	71 70
										98	N	Notre Dame	69 60	136	N	South Fla.	81 77
														206	N	Saint Francis (PA)	97 64
														314	A	FIU	100 54
														328	H	Central Conn. St.	94 60
LAST 10 Division I																	
		73	A	Temple	93	67	31	H	Duke	78	56						
		42	H	LSU	63	74	136	N	South Fla.	81	77						
		328	H	Central Conn. St.	94	60	98	N	Notre Dame	69	60						
		104	A	Houston	57	45	206	N	Saint Francis (PA)	97	64						
		105	N	South Dakota St.	71	70	17	A	Princeton	53	67						

Non-Div I Games: Webber Int'l 99 48 Fla. Memorial 91 47 Johnson & Wales (FL89 56

FGCU

Loss, Non-Conf, S Site, H Home A Away N Neutral

Average RPI Win:	307	WON-LOST	WINNING	LAST 10	STRENGTH OF	OPP. STRENGTH	TEAM	ADJ.	CONF.	ADJ CONF.
Average RPI Loss:	163	RECORD	PCT. RANK	GAMES	SCHEDULE	OF SCHEDULE	RPI	RPI	RPI	RPI
DIV. I ONLY	3- 8	264	3-7	275	272	314	314	15	15	
DIV. I NON-CONF.	3- 8	268	3-7	278	271	312	312	15	15	
TOTALS	RPI 1-25	RPI 26-50	W-L RECORDS	RPI 51-100	RPI 101-150	RPI 150+				
3- 8	0- 0	0- 1	OVERALL	0- 2	0- 1	3- 4				
1- 7	0- 0	0- 1	HOME	0- 2	0- 1	1- 3				
2- 1	0- 0	0- 0	AWAY	0- 0	0- 0	2- 1				
0- 0	0- 0	0- 0	NEUTRAL	0- 0	0- 0	0- 0				
3- 8	0- 0	0- 1	NON-CONFERENCE	0- 2	0- 1	3- 4				
1- 7	0- 0	0- 1	HOME	0- 2	0- 1	1- 3				
2- 1	0- 0	0- 0	AWAY	0- 0	0- 0	2- 1				
0- 0	0- 0	0- 0	NEUTRAL	0- 0	0- 0	0- 0				
0- 0	0- 0	0- 0	CONFERENCE	0- 0	0- 0	0- 0				
0- 0	0- 0	0- 0	HOME	0- 0	0- 0	0- 0				
0- 0	0- 0	0- 0	AWAY	0- 0	0- 0	0- 0				
0- 0	0- 0	0- 0	NEUTRAL	0- 0	0- 0	0- 0				

RPI S	Opponent	Score	RPI S	Opponent	Score	RPI S	Opponent	Score	RPI S	Opponent	Score	Team's RPI: 314
30	H FGCU	54 100	56	H Austin Peay	56 58	62	H North Florida	49 64	147	H Bethune-Cookman	60 65	
									197	A Jacksonville	52 77	
									251	H Northern Ky.	45 67	
									277	H Brown	57 72	
									285	H Oakland	49 58	
									294	H Grambling	56 55	
									310	A Georgia St.	70 63	
									316	A N.C. Central	59 58	
LAST 10 Division I												
56	H Austin Peay	56 58	277	H Brown	57 72							
294	H Grambling	56 55	285	H Oakland	49 58							
197	A Jacksonville	52 77	147	H Bethune-Cookman	60 65							
316	A N.C. Central	59 58	62	H North Florida	49 64							
251	H Northern Ky.	45 67	310	A Georgia St.	70 63							

Non-Div I Games:

FIU

Fairfield

Through Games Of Dec. 29, 2019

Average RPI Win:	310	WON-LOST	WINNING	LAST 10	STRENGTH OF	OPP. STRENGTH	TEAM	ADJ.	CONF.	ADJ CONF.
Average RPI Loss:	134	RECORD	PCT. RANK	GAMES	SCHEDULE	OF SCHEDULE	RPI	RPI	RPI	RPI
DIV. I ONLY	3- 6	238	3-6	235	253	271	271	23	23	
DIV. I NON-CONF.	3- 6	234	3-6	237	256	273	273	23	23	
TOTALS	RPI 1-25	RPI 26-50	W-L RECORDS	RPI 51-100	RPI 101-150	RPI 150+				
3- 6	0- 0	0- 0	OVERALL	0- 3	0- 0	3- 3				
2- 2	0- 0	0- 0	HOME	0- 0	0- 0	2- 2				
1- 4	0- 0	0- 0	AWAY	0- 3	0- 0	1- 1				
0- 0	0- 0	0- 0	NEUTRAL	0- 0	0- 0	0- 0				
3- 6	0- 0	0- 0	NON-CONFERENCE	0- 3	0- 0	3- 3				
2- 2	0- 0	0- 0	HOME	0- 0	0- 0	2- 2				
1- 4	0- 0	0- 0	AWAY	0- 3	0- 0	1- 1				
0- 0	0- 0	0- 0	NEUTRAL	0- 0	0- 0	0- 0				
0- 0	0- 0	0- 0	CONFERENCE	0- 0	0- 0	0- 0				
0- 0	0- 0	0- 0	HOME	0- 0	0- 0	0- 0				
0- 0	0- 0	0- 0	AWAY	0- 0	0- 0	0- 0				
0- 0	0- 0	0- 0	NEUTRAL	0- 0	0- 0	0- 0				

RPI 1-25				RPI 26-50				RPI 51-100				RPI 101+				Team's RPI: 271	
RPI	S	Opponent	Score	RPI	S	Opponent	Score	RPI	S	Opponent	Score	RPI	S	Opponent	Score		
								51	A	Seton Hall	44	74	158	H	Dartmouth	51	52
								68	A	St. John's (NY)	69	71	175	A	Rhode Island	41	74
								73	A	Temple	59	77	262	H	Navy	66	52
													277	H	Brown	44	58
													324	H	Hofstra	73	64
													345	A	LIU Brooklyn	53	51
LAST 10 Division I																	
				68	A	St. John's (NY)	69	71	277	H	Brown	44	58				
				324	H	Hofstra	73	64	345	A	LIU Brooklyn	53	51				
				262	H	Navy	66	52	51	A	Seton Hall	44	74				
				175	A	Rhode Island	41	74	73	A	Temple	59	77				
				158	H	Dartmouth	51	52									

Non-Div I Games:

Fairfield

■ Loss,
 ■ Non-Conf,
 ■ S Site,
 ■ H Home
 ■ A Away
 N Neutral

RPI 1-25				RPI 26-50				RPI 51-100				RPI 101+				Team's RPI: 336	
RPI	S	Opponent	Score	RPI	S	Opponent	Score	RPI	S	Opponent	Score	RPI	S	Opponent	Score		
												107	H	Binghamton	48	60	
												173	A	Howard	56	64	
												215	H	Manhattan	61	62	
												248	A	UMass Lowell	56	61	
												273	H	Army West Point	68	70	
												278	A	Lafayette	29	61	
												284	H	Siena	67	58	
												289	H	Loyola Maryland	46	75	
												290	A	Pittsburgh	60	69	
												311	A	NJIT	68	59	
												339	A	Saint Peter's	77	71	
LAST 10 Division I																	
				284	H	Siena	67	58	248	A	UMass Lowell	56	61				
				311	A	NJIT	68	59	339	A	Saint Peter's	77	71				
				173	A	Howard	56	64	290	A	Pittsburgh	60	69				
				273	H	Army West Point	68	70	215	H	Manhattan	61	62				
				107	H	Binghamton	48	60	289	H	Loyola Maryland	46	75				

Fairleigh Dickinson

Average RPI Win:	255	WON-LOST	WINNING	LAST 10	STRENGTH OF	OPP. STRENGTH	TEAM	ADJ.	CONF.	ADJ CONF.
Average RPI Loss:	69	RECORD	PCT. RANK	GAMES	SCHEDULE	OF SCHEDULE	RPI	RPI	RPI	RPI
DIV. I ONLY	6- 5	147	6-4	218	130	182	182	15	15	
DIV. I NON-CONF.	6- 5	149	6-4	213	132	180	180	15	15	
TOTALS	RPI 1-25	RPI 26-50	W-L RECORDS	RPI 51-100	RPI 101-150	RPI 150+				
6- 5	0- 1	0- 1	OVERALL	0- 2	0- 1	6- 0				
4- 3	0- 0	0- 1	HOME	0- 1	0- 1	4- 0				
2- 2	0- 1	0- 0	AWAY	0- 1	0- 0	2- 0				
0- 0	0- 0	0- 0	NEUTRAL	0- 0	0- 0	0- 0				
6- 5	0- 1	0- 1	NON-CONFERENCE	0- 2	0- 1	6- 0				
4- 3	0- 0	0- 1	HOME	0- 1	0- 1	4- 0				
2- 2	0- 1	0- 0	AWAY	0- 1	0- 0	2- 0				
0- 0	0- 0	0- 0	NEUTRAL	0- 0	0- 0	0- 0				
0- 0	0- 0	0- 0	CONFERENCE	0- 0	0- 0	0- 0				
0- 0	0- 0	0- 0	HOME	0- 0	0- 0	0- 0				
0- 0	0- 0	0- 0	AWAY	0- 0	0- 0	0- 0				
0- 0	0- 0	0- 0	NEUTRAL	0- 0	0- 0	0- 0				

RPI 1-25				RPI 26-50				RPI 51-100				RPI 101+ Team's RPI: 182			
RPI	S	Opponent	Score	RPI	S	Opponent	Score	RPI	S	Opponent	Score	RPI	S	Opponent	Score
16	A	Iowa	53 85	44	H	Kansas	60 90	63	H	Furman	63 69	121	H	Harvard	51 65
								100	A	Richmond	55 57	190	A	Hampton	64 63
												201	H	Little Rock	79 72
												240	A	Western Mich.	80 79
												284	H	Siena	83 39
												289	H	Loyola Maryland	72 61
												328	H	Central Conn. St.	72 54
LAST 10 Division I															
328	H	Central Conn. St.	72 54	121	H	Harvard	51 65								
44	H	Kansas	60 90	63	H	Furman	63 69								
289	H	Loyola Maryland	72 61	284	H	Siena	83 39								
240	A	Western Mich.	80 79	100	A	Richmond	55 57								
201	H	Little Rock	79 72	190	A	Hampton	64 63								

Non-Div I Games:

Average RPI Win:	252	WON-LOST	WINNING	LAST 10	STRENGTH OF	OPP. STRENGTH	TEAM	ADJ.	CONF.	ADJ CONF.
Average RPI Loss:	45	RECORD	PCT. RANK	GAMES	SCHEDULE	OF SCHEDULE	RPI	RPI	RPI	RPI
DIV. I ONLY	9- 4	82	6-4	297	53	174	174	4	4	
DIV. I NON-CONF.	9- 4	85	6-4	298	50	173	173	4	4	
TOTALS	RPI 1-25	RPI 26-50	W-L RECORDS	RPI 51-100	RPI 101-150	RPI 150+				
9- 4	0- 2	0- 1	OVERALL	0- 0	0- 1	9- 0				
6- 2	0- 2	0- 0	HOME	0- 0	0- 0	6- 0				
2- 1	0- 0	0- 1	AWAY	0- 0	0- 0	2- 0				
1- 1	0- 0	0- 0	NEUTRAL	0- 0	0- 1	1- 0				
9- 4	0- 2	0- 1	NON-CONFERENCE	0- 0	0- 1	9- 0				
6- 2	0- 2	0- 0	HOME	0- 0	0- 0	6- 0				
2- 1	0- 0	0- 1	AWAY	0- 0	0- 0	2- 0				
1- 1	0- 0	0- 0	NEUTRAL	0- 0	0- 1	1- 0				
0- 0	0- 0	0- 0	CONFERENCE	0- 0	0- 0	0- 0				
0- 0	0- 0	0- 0	HOME	0- 0	0- 0	0- 0				
0- 0	0- 0	0- 0	AWAY	0- 0	0- 0	0- 0				
0- 0	0- 0	0- 0	NEUTRAL	0- 0	0- 0	0- 0				

RPI 1-25				RPI 26-50				RPI 51-100				RPI 101+ Team's RPI: 174			
RPI	S	Opponent	Score	RPI	S	Opponent	Score	RPI	S	Opponent	Score	RPI	S	Opponent	Score
8	H	Florida St.	55 66	44	A	Kansas	66 76					116	N	Wake Forest	68 73
12	H	Indiana	49 73									152	H	Davidson	55 50
												155	H	Samford	84 48
												234	A	Prairie View	51 44
												242	H	Longwood	71 54
												258	N	Xavier	67 64
												274	H	Presbyterian	60 46
												294	A	Grambling	72 65
												315	H	Mercer	71 50
												346	H	Florida A&M	84 40
LAST 10 Division I															
258	N	Xavier	67 64	152	H	Davidson	55 50								
315	H	Mercer	71 50	116	N	Wake Forest	68 73								
44	A	Kansas	66 76	8	H	Florida St.	55 66								
234	A	Prairie View	51 44	12	H	Indiana	49 73								
346	H	Florida A&M	84 40	274	H	Presbyterian	60 46								

Non-Div I Games:

Florida

Average RPI Win:	0	WON-LOST	WINNING	LAST 10	STRENGTH OF	OPP. STRENGTH	TEAM	ADJ.	CONF.	ADJ CONF.
Average RPI Loss:	231	RECORD	PCT. RANK	GAMES	SCHEDULE	OF SCHEDULE	RPI	RPI	RPI	RPI
DIV. I ONLY	0- 9	339	0-9	263	350	346	346	31	31	
DIV. I NON-CONF.	0- 9	338	0-9	265	350	346	346	31	31	
TOTALS	RPI 1-25	RPI 26-50	W-L RECORDS	RPI 51-100	RPI 101-150	RPI 150+				
0- 9	0- 0	0- 1	OVERALL	0- 0	0- 0	0- 8				
0- 2	0- 0	0- 0	HOME	0- 0	0- 0	0- 2				
0- 7	0- 0	0- 1	AWAY	0- 0	0- 0	0- 6				
0- 0	0- 0	0- 0	NEUTRAL	0- 0	0- 0	0- 0				
0- 9	0- 0	0- 1	NON-CONFERENCE	0- 0	0- 0	0- 8				
0- 2	0- 0	0- 0	HOME	0- 0	0- 0	0- 2				
0- 7	0- 0	0- 1	AWAY	0- 0	0- 0	0- 6				
0- 0	0- 0	0- 0	NEUTRAL	0- 0	0- 0	0- 0				
0- 0	0- 0	0- 0	CONFERENCE	0- 0	0- 0	0- 0				
0- 0	0- 0	0- 0	HOME	0- 0	0- 0	0- 0				
0- 0	0- 0	0- 0	AWAY	0- 0	0- 0	0- 0				
0- 0	0- 0	0- 0	NEUTRAL	0- 0	0- 0	0- 0				

RPI 1-25			RPI 26-50			RPI 51-100			RPI 101+			Team's RPI: 346
RPI	S	Opponent	Score	RPI	S	Opponent	Score	RPI	S	Opponent	Score	
				42	A	LSU	45 73					
								174	A	Florida	40 84	
								179	H	Alabama A&M	53 77	
								183	A	Texas Tech	60 98	
								197	H	Jacksonville	54 88	
								306	A	USC Upstate	61 74	
								320	A	Alcorn	42 58	
								337	A	Jacksonville St.	67 72	
								344	A	Mississippi Val.	70 71	
LAST 10 Division I												
197	H	Jacksonville	54 88	42	A	LSU	45 73					
320	A	Alcorn	42 58	179	H	Alabama A&M	53 77					
344	A	Mississippi Val.	70 71	337	A	Jacksonville St.	67 72					
174	A	Florida	40 84	306	A	USC Upstate	61 74					
183	A	Texas Tech	60 98									

Non-Div I Games: Johnson (FL) 102 40 Trinity Baptist 103 54

Florida A&M

Loss, Non-Conf, S Site, H Home A Away N Neutral

Average RPI Win: 133		WON-LOST	WINNING	LAST 10	STRENGTH OF	OPP. STRENGTH	TEAM	ADJ.	CONF.	ADJ CONF.
Average RPI Loss: 0		RECORD	PCT. RANK	GAMES	SCHEDULE	OF SCHEDULE	RPI	RPI	RPI	RPI
DIV. I ONLY		13- 0	1	10-0	53	76	8	8	3	3
DIV. I NON-CONF.		11- 0	1	8-0	64	89	8	8	3	3
TOTALS		RPI 1-25	RPI 26-50		W-L RECORDS		RPI 51-100	RPI 101-150	RPI 150+	
13- 0	1- 0	3- 0		OVERALL		2- 0	1- 0		6- 0	
7- 0	0- 0	1- 0		HOME		2- 0	1- 0		3- 0	
4- 0	0- 0	1- 0		AWAY		0- 0	0- 0		3- 0	
2- 0	1- 0	1- 0		NEUTRAL		0- 0	0- 0		0- 0	
11- 0	1- 0	2- 0		NON-CONFERENCE		2- 0	1- 0		5- 0	
6- 0	0- 0	0- 0		HOME		2- 0	1- 0		3- 0	
3- 0	0- 0	1- 0		AWAY		0- 0	0- 0		2- 0	
2- 0	1- 0	1- 0		NEUTRAL		0- 0	0- 0		0- 0	
2- 0	0- 0	1- 0		CONFERENCE		0- 0	0- 0		1- 0	
1- 0	0- 0	1- 0		HOME		0- 0	0- 0		0- 0	
1- 0	0- 0	0- 0		AWAY		0- 0	0- 0		1- 0	
0- 0	0- 0	0- 0		NEUTRAL		0- 0	0- 0		0- 0	

RPI 1-25				Team's RPI: 8		RPI 26-50				RPI 51-100				RPI 101+			
RPI	S	Opponent	Score	RPI	S	Opponent	Score	RPI	S	Opponent	Score	RPI	S	Opponent	Score		
11	N	Texas A&M	80 58	28	H	Virginia Tech	86 62	62	H	North Florida	70 41	122	H	Michigan St.	78 68		
				42	A	LSU	70 62	68	H	St. John's (NY)	74 70	155	H	Samford	88 59		
				49	N	Michigan	79 69					162	A	Clemson	81 64		
												174	A	Florida	66 55		
												197	H	Jacksonville	75 41		
												318	A	UIC	86 42		
												338	H	Charleston So.	88 36		
LAST 10 Division I																	
				68	H	St. John's (NY)	74 70	28	H	Virginia Tech	86 62						
				162	A	Clemson	81 64	49	N	Michigan	79 69						
				122	H	Michigan St.	78 68	62	H	North Florida	70 41						
				11	N	Texas A&M	80 58	318	A	UIC	86 42						
				174	A	Florida	66 55	155	H	Samford	88 59						

Non-Div I Games:

Florida St.

Loss, Non-Conf, S Site, H Home A Away N Neutral

Average RPI Win:	170	WON-LOST	WINNING	LAST 10	STRENGTH OF	OPP. STRENGTH	TEAM	ADJ.	CONF.	ADJ CONF.
Average RPI Loss:	118	RECORD	PCT. RANK	GAMES	SCHEDULE	OF SCHEDULE	RPI	RPI	RPI	RPI
DIV. I ONLY	7- 5	123	7-3	211	54	145	145	12	12	
DIV. I NON-CONF.	7- 5	127	7-3	207	51	146	146	12	12	
TOTALS	RPI 1-25	RPI 26-50	W-L RECORDS	RPI 51-100	RPI 101-150	RPI 150+				
7- 5	0- 0	0- 1	OVERALL	2- 2	0- 1	5- 1				
4- 2	0- 0	0- 0	HOME	0- 2	0- 0	4- 0				
2- 2	0- 0	0- 0	AWAY	1- 0	0- 1	1- 1				
1- 1	0- 0	0- 1	NEUTRAL	1- 0	0- 0	0- 0				
7- 5	0- 0	0- 1	NON-CONFERENCE	2- 2	0- 1	5- 1				
4- 2	0- 0	0- 0	HOME	0- 2	0- 0	4- 0				
2- 2	0- 0	0- 0	AWAY	1- 0	0- 1	1- 1				
1- 1	0- 0	0- 1	NEUTRAL	1- 0	0- 0	0- 0				
0- 0	0- 0	0- 0	CONFERENCE	0- 0	0- 0	0- 0				
0- 0	0- 0	0- 0	HOME	0- 0	0- 0	0- 0				
0- 0	0- 0	0- 0	AWAY	0- 0	0- 0	0- 0				
0- 0	0- 0	0- 0	NEUTRAL	0- 0	0- 0	0- 0				

RPI 1-25			RPI 26-50			RPI 51-100			RPI 101+			Team's RPI: 145
RPI	S	Opponent	Score	RPI	S	Opponent	Score	RPI	S	Opponent	Score	Score
				43	N	Arkansas	59 71	58	A	Charlotte	76 51	148 A Columbia 51 70
								77	N	Lehigh	59 57	155 H Samford 68 37
								85	H	Villanova	66 73	200 H Northeastern 74 58
								98	H	Notre Dame	55 60	214 A Penn St. 59 72
												215 A Manhattan 51 45
												239 H Georgetown 67 54
												244 H Southern U. 65 52
LAST 10 Division I												
215	A	Manhattan	51 45	155	H	Samford	68 37					
77	N	Lehigh	59 57	244	H	Southern U.	65 52					
43	N	Arkansas	59 71	239	H	Georgetown	67 54					
58	A	Charlotte	76 51	85	H	Villanova	66 73					
200	H	Northeastern	74 58	214	A	Penn St.	59 72					

Non-Div I Games:

Fordham

■ Loss,
 ■ Non-Conf,
 ■ S Site,
 ■ H Home
 ■ A Away
 N Neutral

Average RPI Win:	241	WON-LOST	WINNING	LAST 10	STRENGTH OF	OPP. STRENGTH	TEAM	ADJ.	CONF.	ADJ CONF.
Average RPI Loss:	101	RECORD	PCT. RANK	GAMES	SCHEDULE	OF SCHEDULE	RPI	RPI	RPI	RPI
DIV. I ONLY	7- 4	101	6-4	287	116	160	160	24	24	
DIV. I NON-CONF.	5- 4	134	4-4	283	91	176	176	25	25	
TOTALS	RPI 1-25	RPI 26-50	W-L RECORDS	RPI 51-100	RPI 101-150	RPI 150+				
7- 4	0- 0	0- 1	OVERALL	0- 1	1- 1	6- 1				
3- 1	0- 0	0- 0	HOME	0- 0	0- 1	3- 0				
3- 2	0- 0	0- 0	AWAY	0- 1	1- 0	2- 1				
1- 1	0- 0	0- 1	NEUTRAL	0- 0	0- 0	1- 0				
5- 4	0- 0	0- 1	NON-CONFERENCE	0- 1	1- 1	4- 1				
2- 1	0- 0	0- 0	HOME	0- 0	0- 1	2- 0				
2- 2	0- 0	0- 0	AWAY	0- 1	1- 0	1- 1				
1- 1	0- 0	0- 1	NEUTRAL	0- 0	0- 0	1- 0				
2- 0	0- 0	0- 0	CONFERENCE	0- 0	0- 0	2- 0				
1- 0	0- 0	0- 0	HOME	0- 0	0- 0	1- 0				
1- 0	0- 0	0- 0	AWAY	0- 0	0- 0	1- 0				
0- 0	0- 0	0- 0	NEUTRAL	0- 0	0- 0	0- 0				

RPI 1-25				RPI 26-50				RPI 51-100				RPI 101+				Team's RPI: 160	
RPI	S	Opponent	Score	RPI	S	Opponent	Score	RPI	S	Opponent	Score	RPI	S	Opponent	Score		
				41	N	Yale	67 87	84	A	Santa Clara	66 90	113	H	BYU	65 71		
												128	A	Montana	76 63		
												164	A	Portland	64 75		
												231	H	UC Davis	73 65		
												239	N	Georgetown	82 69		
												245	H	Utah St.	76 64		
												256	H	Northern Ariz.	83 66		
												263	A	UNLV	72 66		
												323	A	Cal Poly	79 52		
LAST 10 Division I																	
				239	N	Georgetown	82 69	84	A	Santa Clara	66 90						
				41	N	Yale	67 87	245	H	Utah St.	76 64						
				256	H	Northern Ariz.	83 66	263	A	UNLV	72 66						
				113	H	BYU	65 71	128	A	Montana	76 63						
				164	A	Portland	64 75	231	H	UC Davis	73 65						

Non-Div I Games: La Verne 111 56 UC Merced 92 26

Fresno St.

F
u
r
m
a
n

F
u
r
m
a
n

Non-Div I Games: North Greenville 88 51

Average RPI Win: 281		WON-LOST	WINNING	LAST 10	STRENGTH OF	OPP. STRENGTH	TEAM	ADJ.	CONF.	ADJ CONF.
Average RPI Loss: 173		RECORD	PCT. RANK	GAMES	SCHEDULE	OF SCHEDULE	RPI	RPI	RPI	RPI
DIV. I ONLY		3- 7	255	3-7	249	286	266	266	21	21
DIV. I NON-CONF.		3- 7	255	3-7	252	283	267	267	21	21
TOTALS		RPI 1-25	RPI 26-50	W-L RECORDS	RPI 51-100	RPI 101-150	RPI 150+			
3- 7	0- 0		0- 0	OVERALL	0- 2	0- 2	3- 3			
0- 2	0- 0		0- 0	HOME	0- 0	0- 1	0- 1			
2- 4	0- 0		0- 0	AWAY	0- 1	0- 1	2- 2			
1- 1	0- 0		0- 0	NEUTRAL	0- 1	0- 0	1- 0			
3- 7	0- 0		0- 0	NON-CONFERENCE	0- 2	0- 2	3- 3			
0- 2	0- 0		0- 0	HOME	0- 0	0- 1	0- 1			
2- 4	0- 0		0- 0	AWAY	0- 1	0- 1	2- 2			
1- 1	0- 0		0- 0	NEUTRAL	0- 1	0- 0	1- 0			
0- 0	0- 0		0- 0	CONFERENCE	0- 0	0- 0	0- 0			
0- 0	0- 0		0- 0	HOME	0- 0	0- 0	0- 0			
0- 0	0- 0		0- 0	AWAY	0- 0	0- 0	0- 0			
0- 0	0- 0		0- 0	NEUTRAL	0- 0	0- 0	0- 0			

RPI 1-25				RPI 26-50				RPI 51-100				RPI 101+				Team's RPI: 266	
RPI	S	Opponent	Score	RPI	S	Opponent	Score	RPI	S	Opponent	Score	RPI	S	Opponent	Score		
								63	A	Furman	63 78	133	H	North Dakota	56 69		
								78	N	Kent St.	48 62	147	A	Bethune-Cookman	57 75		
												184	H	Kennesaw St.	69 95		
												260	N	St. Francis Brooklyn	78 47		
												287	A	Wofford	70 57		
												293	A	Ole Miss	66 69		
												295	A	Winthrop	91 47		
												315	A	Mercer	52 62		
LAST 10 Division I																	
				315	A	Mercer	52 62	260	N	St. Francis Brooklyn	78 47						
				287	A	Wofford	70 57	78	N	Kent St.	48 62						
				295	A	Winthrop	91 47	293	A	Ole Miss	66 69						
				147	A	Bethune-Cookman	57 75	184	H	Kennesaw St.	69 95						
				133	H	North Dakota	56 69	63	A	Furman	63 78						

Non-Div I Games:

Ga. Southern

■ Loss, ■ Non-Conf, S Site, H Home A Away N Neutral

Average RPI Win: 282		WON-LOST	WINNING	LAST 10	STRENGTH OF	OPP. STRENGTH	TEAM	ADJ.	CONF.	ADJ CONF.
Average RPI Loss: 89		RECORD	PCT. RANK	GAMES	SCHEDULE	OF SCHEDULE	RPI	RPI	RPI	RPI
DIV. I ONLY		5- 5	165	5-5	227	187	170	170	29	29
DIV. I NON-CONF.		5- 4	134	5-4	216	143	147	147	29	29
TOTALS		RPI 1-25	RPI 26-50	W-L RECORDS	RPI 51-100	RPI 101-150	RPI 150+			
5- 5	0- 0		0- 1	OVERALL	0- 3	0- 0	5- 1			
3- 1	0- 0		0- 0	HOME	0- 1	0- 0	3- 0			
2- 4	0- 0		0- 1	AWAY	0- 2	0- 0	2- 1			
0- 0	0- 0		0- 0	NEUTRAL	0- 0	0- 0	0- 0			
5- 4	0- 0		0- 1	NON-CONFERENCE	0- 3	0- 0	5- 0			
3- 1	0- 0		0- 0	HOME	0- 1	0- 0	3- 0			
2- 3	0- 0		0- 1	AWAY	0- 2	0- 0	2- 0			
0- 0	0- 0		0- 0	NEUTRAL	0- 0	0- 0	0- 0			
0- 1	0- 0		0- 0	CONFERENCE	0- 0	0- 0	0- 1			
0- 0	0- 0		0- 0	HOME	0- 0	0- 0	0- 0			
0- 1	0- 0		0- 0	AWAY	0- 0	0- 0	0- 1			
0- 0	0- 0		0- 0	NEUTRAL	0- 0	0- 0	0- 0			

RPI 1-25				RPI 26-50				RPI 51-100				RPI 101+				Team's RPI: 170	
RPI	S	Opponent	Score	RPI	S	Opponent	Score	RPI	S	Opponent	Score	RPI	S	Opponent	Score		
				28	A	Virginia Tech	65 87	53	A	Georgia	56 84	189	H	Delaware	67 65		
								58	A	Charlotte	49 74	242	A	Longwood	70 80		
								63	H	Furman	67 72	286	A	Appalachian St.	67 56		
												287	H	Wofford	67 53		
												315	A	Mercer	65 62		
												333	H	Western Caro.	88 62		
LAST 10 Division I																	
				189	H	Delaware	67 65	242	A	Longwood	70 80						
				28	A	Virginia Tech	65 87	53	A	Georgia	56 84						
				63	H	Furman	67 72	315	A	Mercer	65 62						
				333	H	Western Caro.	88 62	287	H	Wofford	67 53						
				286	A	Appalachian St.	67 56	58	A	Charlotte	49 74						

Non-Div I Games:

Gardner-Webb

Loss, Non-Conf, S Site, H Home A Away N Neutral

George Mason

Through Games Of Dec. 29, 2019

Average RPI Win:	262	WON-LOST	WINNING	LAST 10	STRENGTH OF	OPP. STRENGTH	TEAM	ADJ.	CONF.	ADJ CONF.
Average RPI Loss:	144	RECORD	PCT. RANK	GAMES	SCHEDULE	OF SCHEDULE	RPI	RPI	RPI	RPI
DIV. I ONLY	5- 7	208	4-6	111	322	196	196	12	12	
DIV. I NON-CONF.	5- 7	206	4-6	109	323	195	195	12	12	
TOTALS	RPI 1-25	RPI 26-50	W-L RECORDS	RPI 51-100	RPI 101-150	RPI 150+				
5- 7	0- 0	0- 1	OVERALL	0- 1	0- 1	5- 4				
2- 4	0- 0	0- 1	HOME	0- 1	0- 0	2- 2				
3- 2	0- 0	0- 0	AWAY	0- 0	0- 0	3- 2				
0- 1	0- 0	0- 0	NEUTRAL	0- 0	0- 1	0- 0				
5- 7	0- 0	0- 1	NON-CONFERENCE	0- 1	0- 1	5- 4				
2- 4	0- 0	0- 1	HOME	0- 1	0- 0	2- 2				
3- 2	0- 0	0- 0	AWAY	0- 0	0- 0	3- 2				
0- 1	0- 0	0- 0	NEUTRAL	0- 0	0- 1	0- 0				
0- 0	0- 0	0- 0	CONFERENCE	0- 0	0- 0	0- 0				
0- 0	0- 0	0- 0	HOME	0- 0	0- 0	0- 0				
0- 0	0- 0	0- 0	AWAY	0- 0	0- 0	0- 0				
0- 0	0- 0	0- 0	NEUTRAL	0- 0	0- 0	0- 0				

RPI 1-25				RPI 26-50				RPI 51-100				RPI 101+				Team's RPI: 196
RPI	S	Opponent	Score	RPI	S	Opponent	Score	RPI	S	Opponent	Score	RPI	S	Opponent	Score	
				28	H	Virginia Tech	58 77	97	H	Bucknell	51 64	111	N	Bradley	59 61	
												171	A	Coastal Caro.	59 74	
												173	H	Howard	75 86	
												189	A	Delaware	44 63	
												203	H	American	73 55	
												214	A	Penn St.	78 68	
												236	H	UMKC	58 64	
												262	A	Navy	67 58	
												297	A	Col. of Charleston	72 61	
												334	H	Detroit Mercy	75 62	
LAST 10 Division I																
				97	H	Bucknell	51 64	189	A	Delaware	44 63					
				171	A	Coastal Caro.	59 74	173	H	Howard	75 86					
				111	N	Bradley	59 61	262	A	Navy	67 58					
				236	H	UMKC	58 64	203	H	American	73 55					
				214	A	Penn St.	78 68	334	H	Detroit Mercy	75 62					

Non-Div I Games:

George Mason

■ Loss,
 ■ Non-Conf,
 S Site,
 ■ Home
 ■ Away
 N Neutral

George Washington

Through Games Of Dec. 29, 2019

Average RPI Win:	195	WON-LOST	WINNING	LAST 10	STRENGTH OF	OPP. STRENGTH	TEAM	ADJ.	CONF.	ADJ CONF.
Average RPI Loss:	76	RECORD	PCT. RANK	GAMES	SCHEDULE	OF SCHEDULE	RPI	RPI	RPI	RPI
DIV. I ONLY	6- 7	190	5-5	52	160	108	108	12	12	
DIV. I NON-CONF.	6- 7	182	5-5	53	161	106	106	12	12	
TOTALS	RPI 1-25	RPI 26-50	W-L RECORDS	RPI 51-100	RPI 101-150	RPI 150+				
6- 7	0- 1	0- 3	OVERALL	1- 1	1- 1	4- 1				
2- 4	0- 1	0- 2	HOME	0- 0	0- 1	2- 0				
4- 3	0- 0	0- 1	AWAY	1- 1	1- 0	2- 1				
0- 0	0- 0	0- 0	NEUTRAL	0- 0	0- 0	0- 0				
6- 7	0- 1	0- 3	NON-CONFERENCE	1- 1	1- 1	4- 1				
2- 4	0- 1	0- 2	HOME	0- 0	0- 1	2- 0				
4- 3	0- 0	0- 1	AWAY	1- 1	1- 0	2- 1				
0- 0	0- 0	0- 0	NEUTRAL	0- 0	0- 0	0- 0				
0- 0	0- 0	0- 0	CONFERENCE	0- 0	0- 0	0- 0				
0- 0	0- 0	0- 0	HOME	0- 0	0- 0	0- 0				
0- 0	0- 0	0- 0	AWAY	0- 0	0- 0	0- 0				
0- 0	0- 0	0- 0	NEUTRAL	0- 0	0- 0	0- 0				

RPI 1-25				RPI 26-50				RPI 51-100				RPI 101+ Team's RPI: 108			
RPI	S	Opponent	Score	RPI	S	Opponent	Score	RPI	S	Opponent	Score	RPI	S	Opponent	Score
17	H	Princeton	50 75	27	A	Maryland	54 88	77	A	Lehigh	53 59	134	H	William & Mary	51 63
				35	H	Minnesota	50 83	85	A	Villanova	68 56	143	A	Memphis	64 63
				36	H	James Madison	50 69					181	A	Quinnipiac	78 67
												189	A	Delaware	63 49
												203	A	American	53 66
												239	H	Georgetown	52 49
												331	H	Coppin St.	54 35
LAST 10 Division I															
				35	H	Minnesota	50 83	134	H	William & Mary	51 63				
				181	A	Quinnipiac	78 67	203	A	American	53 66				
				189	A	Delaware	63 49	36	H	James Madison	50 69				
				331	H	Coppin St.	54 35	27	A	Maryland	54 88				
				239	H	Georgetown	52 49	143	A	Memphis	64 63				

Non-Div I Games:

George Washington

■ Loss,
 ■ Non-Conf, S Site,
 ■ Home
 ■ Away
 N Neutral

Average RPI Win:	286	WON-LOST	WINNING	LAST 10	STRENGTH OF	OPP. STRENGTH	TEAM	ADJ.	CONF.	ADJ CONF.
Average RPI Loss:	108	RECORD	PCT. RANK	GAMES	SCHEDULE	OF SCHEDULE	RPI	RPI	RPI	RPI
DIV. I ONLY	3- 9	272	3-7	180	141	239	239	6	6	
DIV. I NON-CONF.	3- 8	268	3-6	220	181	244	244	6	6	
TOTALS	RPI 1-25	RPI 26-50	W-L RECORDS	RPI 51-100	RPI 101-150	RPI 150+				
3- 9	0- 1	0- 1	OVERALL	0- 1	0- 4	3- 2				
0- 4	0- 1	0- 1	HOME	0- 1	0- 1	0- 0				
3- 4	0- 0	0- 0	AWAY	0- 0	0- 3	3- 1				
0- 1	0- 0	0- 0	NEUTRAL	0- 0	0- 0	0- 1				
3- 8	0- 0	0- 1	NON-CONFERENCE	0- 1	0- 4	3- 2				
0- 3	0- 0	0- 1	HOME	0- 1	0- 1	0- 0				
3- 4	0- 0	0- 0	AWAY	0- 0	0- 3	3- 1				
0- 1	0- 0	0- 0	NEUTRAL	0- 0	0- 0	0- 1				
0- 1	0- 1	0- 0	CONFERENCE	0- 0	0- 0	0- 0				
0- 1	0- 1	0- 0	HOME	0- 0	0- 0	0- 0				
0- 0	0- 0	0- 0	AWAY	0- 0	0- 0	0- 0				
0- 0	0- 0	0- 0	NEUTRAL	0- 0	0- 0	0- 0				

RPI 1-25				RPI 26-50				RPI 51-100				RPI 101+ Team's RPI: 239			
RPI	S	Opponent	Score	RPI	S	Opponent	Score	RPI	S	Opponent	Score	RPI	S	Opponent	Score
14	H	Creighton	56 65	36	H	James Madison	59 66	100	H	Richmond	49 51	108	A	George Washington	49 52
												109	H	Rider	64 65
												145	A	Fordham	54 67
												148	A	Columbia	49 54
												152	A	Davidson	52 66
												160	N	Fresno St.	69 82
												268	A	LMU (CA)	64 53
												290	A	Pittsburgh	66 56
												301	A	UMES	57 39
LAST 10 Division I															
145	A	Fordham	54 67	14	H	Creighton	56 65	301	A	UMES	57 39	109	H	Rider	64 65
148	A	Columbia	49 54	36	H	James Madison	59 66	290	A	Pittsburgh	66 56				
160	N	Fresno St.	69 82												
268	A	LMU (CA)	64 53												
108	A	George Washington	49 52												

Non-Div I Games:

Georgetown

■ Loss,
 ■ Non-Conf,
 ■ S Site,
 ■ H Home
 ■ A Away
 N Neutral

Average RPI Win: 166		WON-LOST	WINNING	LAST 10	STRENGTH OF	OPP. STRENGTH	TEAM	ADJ.	CONF.	ADJ CONF.
Average RPI Loss: 39		RECORD	PCT. RANK	GAMES	SCHEDULE	OF SCHEDULE	RPI	RPI	RPI	RPI
DIV. I ONLY		9- 4	82	7-3	21	169	53	53	4	4
DIV. I NON-CONF.		9- 4	85	7-3	22	167	51	51	4	4
TOTALS		RPI 1-25	RPI 26-50		W-L RECORDS		RPI 51-100	RPI 101-150	RPI 150+	
9- 4	0- 2	1- 1		OVERALL		2- 1	1- 0		5- 0	
7- 3	0- 2	0- 0		HOME		2- 1	0- 0		5- 0	
0- 1	0- 0	0- 1		AWAY		0- 0	0- 0		0- 0	
2- 0	0- 0	1- 0		NEUTRAL		0- 0	1- 0		0- 0	
9- 4	0- 2	1- 1		NON-CONFERENCE		2- 1	1- 0		5- 0	
7- 3	0- 2	0- 0		HOME		2- 1	0- 0		5- 0	
0- 1	0- 0	0- 1		AWAY		0- 0	0- 0		0- 0	
2- 0	0- 0	1- 0		NEUTRAL		0- 0	1- 0		0- 0	
0- 0	0- 0	0- 0		CONFERENCE		0- 0	0- 0		0- 0	
0- 0	0- 0	0- 0		HOME		0- 0	0- 0		0- 0	
0- 0	0- 0	0- 0		AWAY		0- 0	0- 0		0- 0	
0- 0	0- 0	0- 0		NEUTRAL		0- 0	0- 0		0- 0	

RPI 1-25				RPI 26-50				RPI 51-100				Team's RPI: 53	RPI 101+			
RPI	S	Opponent	Score	RPI	S	Opponent	Score	RPI	S	Opponent	Score		RPI	S	Opponent	Score
10	H	UCLA	50 59	28	N	Virginia Tech	77 72	63	H	Furman	77 48		137	N	Butler	69 36
24	H	Georgia Tech	40 73	37	A	Baylor	38 72	69	H	N.C. A&T	72 54		170	H	Gardner-Webb	84 56
								85	H	Villanova	58 63		184	H	Kennesaw St.	80 65
													224	H	East Carolina	67 50
													306	H	USC Upstate	67 53
													315	H	Mercer	76 60
LAST 10 Division I																
				63	H	Furman	77 48						224	H	East Carolina	67 50
				37	A	Baylor	38 72						170	H	Gardner-Webb	84 56
				28	N	Virginia Tech	77 72						10	H	UCLA	50 59
				137	N	Butler	69 36						85	H	Villanova	58 63
				306	H	USC Upstate	67 53						315	H	Mercer	76 60

Non-Div I Games:

Georgia

Average RPI Win:	322	WON-LOST	WINNING	LAST 10	STRENGTH OF	OPP. STRENGTH	TEAM	ADJ.	CONF.	ADJ CONF.
Average RPI Loss:	150	RECORD	PCT. RANK	GAMES	SCHEDULE	OF SCHEDULE	RPI	RPI	RPI	RPI
DIV. I ONLY	3- 8	264	3-7	261	234	310	310	21	21	
DIV. I NON-CONF.	3- 8	268	3-7	263	236	309	309	21	21	
TOTALS	RPI 1-25	RPI 26-50	W-L RECORDS	RPI 51-100	RPI 101-150	RPI 150+				
3- 8	0- 1	0- 1	OVERALL	0- 1	0- 1	3- 4				
2- 4	0- 0	0- 1	HOME	0- 0	0- 0	2- 3				
0- 4	0- 1	0- 0	AWAY	0- 1	0- 1	0- 1				
1- 0	0- 0	0- 0	NEUTRAL	0- 0	0- 0	1- 0				
3- 8	0- 1	0- 1	NON-CONFERENCE	0- 1	0- 1	3- 4				
2- 4	0- 0	0- 1	HOME	0- 0	0- 0	2- 3				
0- 4	0- 1	0- 0	AWAY	0- 1	0- 1	0- 1				
1- 0	0- 0	0- 0	NEUTRAL	0- 0	0- 0	1- 0				
0- 0	0- 0	0- 0	CONFERENCE	0- 0	0- 0	0- 0				
0- 0	0- 0	0- 0	HOME	0- 0	0- 0	0- 0				
0- 0	0- 0	0- 0	AWAY	0- 0	0- 0	0- 0				
0- 0	0- 0	0- 0	NEUTRAL	0- 0	0- 0	0- 0				

RPI 1-25				RPI 26-50				RPI 51-100				RPI 101+ Team's RPI: 310			
RPI	S	Opponent	Score	RPI	S	Opponent	Score	RPI	S	Opponent	Score	RPI	S	Opponent	Score
24	A	Georgia Tech	28 69	27	H	Maryland	41 114	63	A	Furman	55 62	119	A	UNC Greensboro	49 64
												179	H	Alabama A&M	52 67
												216	H	Toledo	48 74
												254	A	UTEP	68 71
												298	H	SIUE	74 73
												314	H	FIU	63 70
												319	N	New Mexico St.	59 51
												348	H	South Carolina St.	77 52
LAST 10 Division I															
119	A	UNC Greensboro	49 64	298	H	SIUE	74 73								
63	A	Furman	55 62	348	H	South Carolina St.	77 52								
254	A	UTEP	68 71	27	H	Maryland	41 114								
319	N	New Mexico St.	59 51	24	A	Georgia Tech	28 69								
179	H	Alabama A&M	52 67	314	H	FIU	63 70								

Non-Div I Games:

Georgia St.

■ Loss,
 ■ Non-Conf,
 ■ S Site,
 ■ H Home
 ■ A Away
 N Neutral

Georgia Tech

Through Games Of Dec. 29, 2019

Average RPI Win:	156	WON-LOST	WINNING	LAST 10	STRENGTH OF	OPP. STRENGTH	TEAM	ADJ.	CONF.	ADJ CONF.
Average RPI Loss:	22	RECORD	PCT. RANK	GAMES	SCHEDULE	OF SCHEDULE	RPI	RPI	RPI	RPI
DIV. I ONLY	10- 2	35	8-2	80	25	24	24	3	3	
DIV. I NON-CONF.	9- 2	41	7-2	62	58	26	26	3	3	
TOTALS	RPI 1-25	RPI 26-50	W-L RECORDS	RPI 51-100	RPI 101-150	RPI 150+				
10- 2	1- 1	0- 1	OVERALL	3- 0	1- 0	5- 0				
6- 0	1- 0	0- 0	HOME	1- 0	1- 0	3- 0				
2- 0	0- 0	0- 0	AWAY	1- 0	0- 0	1- 0				
2- 2	0- 1	0- 1	NEUTRAL	1- 0	0- 0	1- 0				
9- 2	0- 1	0- 1	NON-CONFERENCE	3- 0	1- 0	5- 0				
5- 0	0- 0	0- 0	HOME	1- 0	1- 0	3- 0				
2- 0	0- 0	0- 0	AWAY	1- 0	0- 0	1- 0				
2- 2	0- 1	0- 1	NEUTRAL	1- 0	0- 0	1- 0				
1- 0	1- 0	0- 0	CONFERENCE	0- 0	0- 0	0- 0				
1- 0	1- 0	0- 0	HOME	0- 0	0- 0	0- 0				
0- 0	0- 0	0- 0	AWAY	0- 0	0- 0	0- 0				
0- 0	0- 0	0- 0	NEUTRAL	0- 0	0- 0	0- 0				

RPI 1-25				Team's RPI: 24		RPI 26-50				RPI 51-100				RPI 101+					
RPI	S	Opponent	Score		RPI	S	Opponent	Score		RPI	S	Opponent	Score		RPI	S	Opponent	Score	
11	N	Texas A&M	48	60	32	N	Rutgers	43	46	51	N	Seton Hall	79	54	104	H	Houston	69	38
21	H	Virginia	61	51						53	A	Georgia	73	40	184	A	Kennesaw St.	63	47
										89	H	Wisconsin	60	41	211	N	Rice	54	52
															238	H	ETSU	87	48
															294	H	Grambling	89	42
															310	H	Georgia St.	69	28
LAST 10 Division I																			
238	H	ETSU	87	48	21	H	Virginia	61	51										
184	A	Kennesaw St.	63	47	211	N	Rice	54	52										
89	H	Wisconsin	60	41	11	N	Texas A&M	48	60										
32	N	Rutgers	43	46	310	H	Georgia St.	69	28										
51	N	Seton Hall	79	54	53	A	Georgia	73	40										

Non-Div I Games:

Georgia Tech

■ Loss,
 ■ Non-Conf, S Site,
 ■ Home
 ■ Away
 N Neutral

Gonzaga

Through Games Of Dec. 29, 2019

Average RPI Win:	112	WON-LOST	WINNING	LAST 10	STRENGTH OF	OPP. STRENGTH	TEAM	ADJ.	CONF.	ADJ CONF.
Average RPI Loss:	5	RECORD	PCT. RANK	GAMES	SCHEDULE	OF SCHEDULE	RPI	RPI	RPI	RPI
DIV. I ONLY	12- 1	10	10-0	56	3	7	7	11	11	
DIV. I NON-CONF.	11- 1	14	9-0	54	2	7	7	11	11	
TOTALS	RPI 1-25	RPI 26-50	W-L RECORDS	RPI 51-100	RPI 101-150	RPI 150+				
12- 1	2- 1	0- 0	OVERALL	3- 0	4- 0	3- 0				
6- 0	1- 0	0- 0	HOME	2- 0	1- 0	2- 0				
3- 1	0- 1	0- 0	AWAY	0- 0	2- 0	1- 0				
3- 0	1- 0	0- 0	NEUTRAL	1- 0	1- 0	0- 0				
11- 1	2- 1	0- 0	NON-CONFERENCE	3- 0	4- 0	2- 0				
5- 0	1- 0	0- 0	HOME	2- 0	1- 0	1- 0				
3- 1	0- 1	0- 0	AWAY	0- 0	2- 0	1- 0				
3- 0	1- 0	0- 0	NEUTRAL	1- 0	1- 0	0- 0				
1- 0	0- 0	0- 0	CONFERENCE	0- 0	0- 0	1- 0				
1- 0	0- 0	0- 0	HOME	0- 0	0- 0	1- 0				
0- 0	0- 0	0- 0	AWAY	0- 0	0- 0	0- 0				
0- 0	0- 0	0- 0	NEUTRAL	0- 0	0- 0	0- 0				

RPI 1-25				Team's RPI: 7		RPI 26-50				RPI 51-100				RPI 101+					
RPI	S	Opponent	Score		RPI	S	Opponent	Score		RPI	S	Opponent	Score		RPI	S	Opponent	Score	
2	H	Missouri St.	64	52						54	N	Middle Tenn.	62	50	103	A	Washington St.	76	53
5	A	Stanford	70	76						79	H	Texas Southern	80	45	124	N	Dayton	76	65
13	N	Purdue	63	50						80	H	CSU Bakersfield	92	48	135	H	UT Martin	78	55
															149	A	Montana St.	70	55
															164	H	Portland	62	57
															177	A	Wyoming	65	54
															261	H	Eastern Wash.	84	44
LAST 10 Division I																			
					79	H	Texas Southern	80	45	164	H	Portland	62	57					
					103	A	Washington St.	76	53	2	H	Missouri St.	64	52					
					149	A	Montana St.	70	55	177	A	Wyoming	65	54					
					13	N	Purdue	63	50	124	N	Dayton	76	65					
					54	N	Middle Tenn.	62	50	261	H	Eastern Wash.	84	44					

Non-Div I Games:

Gonzaga

■ Loss,
 ■ Non-Conf, S Site,
 ■ Home
 ■ Away
 N Neutral

Grambling

Through Games Of Dec. 29, 2019

Average RPI Win:	0	WON-LOST	WINNING	LAST 10	STRENGTH OF	OPP. STRENGTH	TEAM	ADJ.	CONF.	ADJ CONF.
Average RPI Loss:	147	RECORD	PCT. RANK	GAMES	SCHEDULE	OF SCHEDULE	RPI	RPI	RPI	RPI
DIV. I ONLY	0- 9	339	0-9	41	280	294	294	28	28	
DIV. I NON-CONF.	0- 9	338	0-9	42	278	297	297	28	28	
TOTALS	RPI 1-25	RPI 26-50	W-L RECORDS	RPI 51-100	RPI 101-150	RPI 150+				
0- 9	0- 1	0- 2	OVERALL	0- 1	0- 1	0- 4				
0- 2	0- 0	0- 0	HOME	0- 1	0- 0	0- 1				
0- 6	0- 1	0- 2	AWAY	0- 0	0- 0	0- 3				
0- 1	0- 0	0- 0	NEUTRAL	0- 0	0- 1	0- 0				
0- 9	0- 1	0- 2	NON-CONFERENCE	0- 1	0- 1	0- 4				
0- 2	0- 0	0- 0	HOME	0- 1	0- 0	0- 1				
0- 6	0- 1	0- 2	AWAY	0- 0	0- 0	0- 3				
0- 1	0- 0	0- 0	NEUTRAL	0- 0	0- 1	0- 0				
0- 0	0- 0	0- 0	CONFERENCE	0- 0	0- 0	0- 0				
0- 0	0- 0	0- 0	HOME	0- 0	0- 0	0- 0				
0- 0	0- 0	0- 0	AWAY	0- 0	0- 0	0- 0				
0- 0	0- 0	0- 0	NEUTRAL	0- 0	0- 0	0- 0				

RPI 1-25				RPI 26-50				RPI 51-100				RPI 101+ Team's RPI: 294			
RPI	S	Opponent	Score	RPI	S	Opponent	Score	RPI	S	Opponent	Score	RPI	S	Opponent	Score
24	A	Georgia Tech	42 89	26	A	Kentucky	35 81	88	H	UT Arlington	54 88	107	N	Binghamton	67 88
				37	A	Baylor	46 120					174	H	Florida	65 72
												218	A	Louisiana Tech	66 70
												314	A	FIU	55 56
												332	A	Northwestern St.	61 65
LAST 10 Division I															
332	A	Northwestern St.	61 65	107	N	Binghamton	67 88								
26	A	Kentucky	35 81	314	A	FIU	55 56								
88	H	UT Arlington	54 88	218	A	Louisiana Tech	66 70								
24	A	Georgia Tech	42 89	174	H	Florida	65 72								
37	A	Baylor	46 120												

Non-Div I Games: Centenary (LA) 106 42

Grambling

■ Loss,
 ■ Non-Conf,
 ■ S Site,
 ■ H Home
 ■ A Away
 N Neutral

Grand Canyon

Through Games Of Dec. 29, 2019

Average RPI Win:	235	WON-LOST	WINNING	LAST 10	STRENGTH OF	OPP. STRENGTH	TEAM	ADJ.	CONF.	ADJ CONF.
Average RPI Loss:	145	RECORD	PCT. RANK	GAMES	SCHEDULE	OF SCHEDULE	RPI	RPI	RPI	RPI
DIV. I ONLY	3- 6	238	3-6	137	242	255	255	32	32	
DIV. I NON-CONF.	3- 6	234	3-6	137	245	256	256	32	32	
TOTALS	RPI 1-25	RPI 26-50	W-L RECORDS	RPI 51-100	RPI 101-150	RPI 150+				
3- 6	0- 0	0- 0	OVERALL	0- 1	0- 2	3- 3				
3- 2	0- 0	0- 0	HOME	0- 0	0- 1	3- 1				
0- 4	0- 0	0- 0	AWAY	0- 1	0- 1	0- 2				
0- 0	0- 0	0- 0	NEUTRAL	0- 0	0- 0	0- 0				
3- 6	0- 0	0- 0	NON-CONFERENCE	0- 1	0- 2	3- 3				
3- 2	0- 0	0- 0	HOME	0- 0	0- 1	3- 1				
0- 4	0- 0	0- 0	AWAY	0- 1	0- 1	0- 2				
0- 0	0- 0	0- 0	NEUTRAL	0- 0	0- 0	0- 0				
0- 0	0- 0	0- 0	CONFERENCE	0- 0	0- 0	0- 0				
0- 0	0- 0	0- 0	HOME	0- 0	0- 0	0- 0				
0- 0	0- 0	0- 0	AWAY	0- 0	0- 0	0- 0				
0- 0	0- 0	0- 0	NEUTRAL	0- 0	0- 0	0- 0				

RPI 1-25				RPI 26-50				RPI 51-100				RPI 101+				Team's RPI: 255	
RPI	S	Opponent	Score	RPI	S	Opponent	Score	RPI	S	Opponent	Score	RPI	S	Opponent	Score		
								59	A	California	53	72	128	A	Montana	67	72
												133	H	North Dakota	76	78	
												161	H	Southern Utah	69	65	
												164	A	Portland	41	73	
												180	A	Portland St.	46	69	
												208	H	Cal St. Fullerton	70	80	
												263	H	UNLV	53	51	
												282	H	UC Santa Barbara	58	57	
LAST 10 Division I																	
				180	A	Portland St.	46	69	59	A	California	53	72				
				208	H	Cal St. Fullerton	70	80	282	H	UC Santa Barbara	58	57				
				128	A	Montana	67	72	263	H	UNLV	53	51				
				161	H	Southern Utah	69	65	164	A	Portland	41	73				
				133	H	North Dakota	76	78									

Non-Div I Games: Benedictine Mesa 72 53 Whittier 77 41

Grand Canyon

Loss, Non-Conf, S Site, H Home A Away N Neutral

Average RPI Win:	172	WON-LOST	WINNING	LAST 10	STRENGTH OF	OPP. STRENGTH	TEAM	ADJ.	CONF.	ADJ CONF.
Average RPI Loss:	73	RECORD	PCT. RANK	GAMES	SCHEDULE	OF SCHEDULE	RPI	RPI	RPI	RPI
DIV. I ONLY	6- 7	190	4-6	72	34	118	118	18	18	
DIV. I NON-CONF.	5- 7	206	3-6	68	18	121	121	18	18	
TOTALS	RPI 1-25	RPI 26-50	W-L RECORDS	RPI 51-100	RPI 101-150	RPI 150+				
6- 7	0- 3	1- 1	OVERALL	1- 1	1- 1	3- 1				
2- 4	0- 2	0- 1	HOME	0- 0	0- 1	2- 0				
2- 2	0- 0	1- 0	AWAY	0- 1	0- 0	1- 1				
2- 1	0- 1	0- 0	NEUTRAL	1- 0	1- 0	0- 0				
5- 7	0- 3	1- 1	NON-CONFERENCE	1- 1	1- 1	2- 1				
1- 4	0- 2	0- 1	HOME	0- 0	0- 1	1- 0				
2- 2	0- 0	1- 0	AWAY	0- 1	0- 0	1- 1				
2- 1	0- 1	0- 0	NEUTRAL	1- 0	1- 0	0- 0				
1- 0	0- 0	0- 0	CONFERENCE	0- 0	0- 0	1- 0				
1- 0	0- 0	0- 0	HOME	0- 0	0- 0	1- 0				
0- 0	0- 0	0- 0	AWAY	0- 0	0- 0	0- 0				
0- 0	0- 0	0- 0	NEUTRAL	0- 0	0- 0	0- 0				

RPI 1-25				RPI 26-50				RPI 51-100				RPI 101+ Team's RPI: 118			
RPI	S	Opponent	Score	RPI	S	Opponent	Score	RPI	S	Opponent	Score	RPI	S	Opponent	Score
9	H	DePaul	65 76	38	H	Marquette	47 60	65	A	Marist	60 72	105	H	South Dakota St.	55 60
18	N	Mississippi St.	58 83	47	A	Central Mich.	111 105	94	N	Syracuse	79 73	106	N	Bowling Green	73 54
25	H	South Dakota	60 66									194	H	Missouri	72 64
												249	A	Maine	60 61
												251	H	Northern Ky.	65 44
												340	A	Chicago St.	102 46
LAST 10 Division I															
94	N	Syracuse	79 73	251	H	Northern Ky.	65 44								
18	N	Mississippi St.	58 83	105	H	South Dakota St.	55 60								
106	N	Bowling Green	73 54	65	A	Marist	60 72								
340	A	Chicago St.	102 46	249	A	Maine	60 61								
38	H	Marquette	47 60	9	H	DePaul	65 76								

Non-Div I Games:

Green Bay

■ Loss,
 ■ Non-Conf,
 ■ S Site,
 ■ H Home
 ■ A Away
 N Neutral

Average RPI Win:	161	WON-LOST	WINNING	LAST 10	STRENGTH OF	OPP. STRENGTH	TEAM	ADJ.	CONF.	ADJ CONF.
Average RPI Loss:	152	RECORD	PCT. RANK	GAMES	SCHEDULE	OF SCHEDULE	RPI	RPI	RPI	RPI
DIV. I ONLY	4- 6	213	4-6	177	163	190	190	29	29	
DIV. I NON-CONF.	4- 5	195	4-5	143	118	162	162	29	29	
TOTALS	RPI 1-25	RPI 26-50	W-L RECORDS	RPI 51-100	RPI 101-150	RPI 150+				
4- 6	0- 0	0- 0	OVERALL	2- 2	0- 1	2- 3				
0- 3	0- 0	0- 0	HOME	0- 0	0- 1	0- 2				
2- 3	0- 0	0- 0	AWAY	1- 2	0- 0	1- 1				
2- 0	0- 0	0- 0	NEUTRAL	1- 0	0- 0	1- 0				
4- 5	0- 0	0- 0	NON-CONFERENCE	2- 2	0- 1	2- 2				
0- 3	0- 0	0- 0	HOME	0- 0	0- 1	0- 2				
2- 2	0- 0	0- 0	AWAY	1- 2	0- 0	1- 0				
2- 0	0- 0	0- 0	NEUTRAL	1- 0	0- 0	1- 0				
0- 1	0- 0	0- 0	CONFERENCE	0- 0	0- 0	0- 1				
0- 0	0- 0	0- 0	HOME	0- 0	0- 0	0- 0				
0- 1	0- 0	0- 0	AWAY	0- 0	0- 0	0- 1				
0- 0	0- 0	0- 0	NEUTRAL	0- 0	0- 0	0- 0				

RPI 1-25			RPI 26-50			RPI 51-100			RPI 101+			Team's RPI: 190
RPI	S	Opponent	Score	RPI	S	Opponent	Score	RPI	S	Opponent	Score	
						60 A Old Dominion	38 75	112 H Liberty		59 83		
						63 A Furman	65 70	182 H Fla. Atlantic		63 64		
						87 A Alabama	64 61	198 H Norfolk St.		56 77		
						100 N Richmond	69 65	225 N Mt. St. Mary's		68 60		
								233 A Chattanooga		84 55		
								295 A Winthrop		66 72		
LAST 10 Division I												
198 H Norfolk St.		56 77	295 A Winthrop		66 72							
63 A Furman		65 70	100 N Richmond		69 65							
182 H Fla. Atlantic		63 64	60 A Old Dominion		38 75							
233 A Chattanooga		84 55	225 N Mt. St. Mary's		68 60							
87 A Alabama		64 61	112 H Liberty		59 83							

Non-Div I Games:

Hampton

Average RPI Win:	0	WON-LOST	WINNING	LAST 10	STRENGTH OF	OPP. STRENGTH	TEAM	ADJ.	CONF.	ADJ CONF.
Average RPI Loss:	172	RECORD	PCT. RANK	GAMES	SCHEDULE	OF SCHEDULE	RPI	RPI	RPI	RPI
DIV. I ONLY	0- 13	339	0-10	141	311	327	327	27	27	
DIV. I NON-CONF.	0- 13	338	0-10	139	309	327	327	27	27	
TOTALS	RPI 1-25	RPI 26-50	W-L RECORDS	RPI 51-100	RPI 101-150	RPI 150+				
0- 13	0- 1	0- 0	OVERALL	0- 2	0- 3	0- 7				
0- 6	0- 0	0- 0	HOME	0- 1	0- 0	0- 5				
0- 7	0- 1	0- 0	AWAY	0- 1	0- 3	0- 2				
0- 0	0- 0	0- 0	NEUTRAL	0- 0	0- 0	0- 0				
0- 13	0- 1	0- 0	NON-CONFERENCE	0- 2	0- 3	0- 7				
0- 6	0- 0	0- 0	HOME	0- 1	0- 0	0- 5				
0- 7	0- 1	0- 0	AWAY	0- 1	0- 3	0- 2				
0- 0	0- 0	0- 0	NEUTRAL	0- 0	0- 0	0- 0				
0- 0	0- 0	0- 0	CONFERENCE	0- 0	0- 0	0- 0				
0- 0	0- 0	0- 0	HOME	0- 0	0- 0	0- 0				
0- 0	0- 0	0- 0	AWAY	0- 0	0- 0	0- 0				
0- 0	0- 0	0- 0	NEUTRAL	0- 0	0- 0	0- 0				

RPI 1-25				RPI 26-50				RPI 51-100				RPI 101+ Team's RPI: 327			
RPI	S	Opponent	Score	RPI	S	Opponent	Score	RPI	S	Opponent	Score	RPI	S	Opponent	Score
17	A	Princeton	42 73					75	H	Providence	57 75	121	A	Harvard	44 53
								91	A	Penn	46 74	122	A	Michigan St.	34 79
												134	A	William & Mary	44 61
												153	A	Massachusetts	48 74
												175	H	Rhode Island	56 68
												181	H	Quinnipiac	50 87
												200	A	Northeastern	47 60
												311	H	NJIT	52 61
												324	H	Hofstra	41 43
												328	H	Central Conn. St.	54 61
LAST 10 Division I															
91	A	Penn	46 74	181	H	Quinnipiac	50 87								
134	A	William & Mary	44 61	328	H	Central Conn. St.	54 61								
122	A	Michigan St.	34 79	200	A	Northeastern	47 60								
121	A	Harvard	44 53	17	A	Princeton	42 73								
153	A	Massachusetts	48 74	311	H	NJIT	52 61								

Non-Div I Games:

Hartford

■ Loss,
 ■ Non-Conf,
 ■ S Site,
 ■ H Home
 ■ A Away
 N Neutral

Average RPI Win: 207		WON-LOST	WINNING	LAST 10	STRENGTH OF	OPP. STRENGTH	TEAM	ADJ.	CONF.	ADJ CONF.
Average RPI Loss: 134		RECORD	PCT. RANK	GAMES	SCHEDULE	OF SCHEDULE	RPI	RPI	RPI	RPI
DIV. I ONLY		8- 4	85	6-4	270	89	121	121	8	8
DIV. I NON-CONF.		8- 4	87	6-4	271	87	120	120	8	8
TOTALS	RPI 1-25	RPI 26-50		W-L RECORDS		RPI 51-100	RPI 101-150	RPI 150+		
8- 4	0- 0	0- 1		OVERALL		1- 0	0- 1	7- 2		
3- 1	0- 0	0- 0		HOME		1- 0	0- 0	2- 1		
5- 2	0- 0	0- 1		AWAY		0- 0	0- 0	5- 1		
0- 1	0- 0	0- 0		NEUTRAL		0- 0	0- 1	0- 0		
8- 4	0- 0	0- 1		NON-CONFERENCE		1- 0	0- 1	7- 2		
3- 1	0- 0	0- 0		HOME		1- 0	0- 0	2- 1		
5- 2	0- 0	0- 1		AWAY		0- 0	0- 0	5- 1		
0- 1	0- 0	0- 0		NEUTRAL		0- 0	0- 1	0- 0		
0- 0	0- 0	0- 0		CONFERENCE		0- 0	0- 0	0- 0		
0- 0	0- 0	0- 0		HOME		0- 0	0- 0	0- 0		
0- 0	0- 0	0- 0		AWAY		0- 0	0- 0	0- 0		
0- 0	0- 0	0- 0		NEUTRAL		0- 0	0- 0	0- 0		

RPI 1-25				RPI 26-50				RPI 51-100				RPI 101+				Team's RPI: 121	
RPI	S	Opponent	Score	RPI	S	Opponent	Score	RPI	S	Opponent	Score	RPI	S	Opponent	Score		
				32	A	Rutgers	46 74	59	H	California	56 53	140	N	Saint Joseph's	39 63		
												165	A	La Salle	69 75		
												166	A	Northern Ill.	59 53		
												181	A	Quinnipiac	77 68		
												182	A	Fla. Atlantic	65 51		
												200	H	Northeastern	44 46		
												210	A	Boston U.	66 39		
												249	A	Maine	69 40		
												284	H	Siena	68 51		
												327	H	Hartford	53 44		
LAST 10 Division I																	
				210	A	Boston U.	66 39	182	A	Fla. Atlantic	65 51						
				327	H	Hartford	53 44	140	N	Saint Joseph's	39 63						
				32	A	Rutgers	46 74	249	A	Maine	69 40						
				165	A	La Salle	69 75	200	H	Northeastern	44 46						
				284	H	Siena	68 51	181	A	Quinnipiac	77 68						

Non-Div I Games:

Harvard

■ Loss, ■ Non-Conf, S Site, H Home A Away N Neutral

Average RPI Win:	219	WON-LOST	WINNING	LAST 10	STRENGTH OF	OPP. STRENGTH	TEAM	ADJ.	CONF.	ADJ CONF.
Average RPI Loss:	114	RECORD	PCT. RANK	GAMES	SCHEDULE	OF SCHEDULE	RPI	RPI	RPI	RPI
DIV. I ONLY	5- 6	195	4-6	82	211	146	146	25	25	
DIV. I NON-CONF.	5- 6	185	4-6	83	212	148	148	26	26	
TOTALS	RPI 1-25	RPI 26-50	W-L RECORDS	RPI 51-100	RPI 101-150	RPI 150+				
5- 6	0- 2	0- 0	OVERALL	1- 1	1- 1	3- 2				
3- 3	0- 1	0- 0	HOME	1- 1	0- 0	2- 1				
2- 3	0- 1	0- 0	AWAY	0- 0	1- 1	1- 1				
0- 0	0- 0	0- 0	NEUTRAL	0- 0	0- 0	0- 0				
5- 6	0- 2	0- 0	NON-CONFERENCE	1- 1	1- 1	3- 2				
3- 3	0- 1	0- 0	HOME	1- 1	0- 0	2- 1				
2- 3	0- 1	0- 0	AWAY	0- 0	1- 1	1- 1				
0- 0	0- 0	0- 0	NEUTRAL	0- 0	0- 0	0- 0				
0- 0	0- 0	0- 0	CONFERENCE	0- 0	0- 0	0- 0				
0- 0	0- 0	0- 0	HOME	0- 0	0- 0	0- 0				
0- 0	0- 0	0- 0	AWAY	0- 0	0- 0	0- 0				
0- 0	0- 0	0- 0	NEUTRAL	0- 0	0- 0	0- 0				

RPI 1-25				RPI 26-50				RPI 51-100				RPI 101+				Team's RPI: 146
RPI	S	Opponent	Score	RPI	S	Opponent	Score	RPI	S	Opponent	Score	RPI	S	Opponent	Score	
4	A	Oregon St.	32 64					79	H	Texas Southern	57 74	101	A	Washington	62 50	
20	H	NC State	59 68					93	H	Texas	73 60	110	A	Idaho	52 67	
												204	H	North Texas	60 66	
												253	A	Pepperdine	52 51	
												268	A	LMU (CA)	51 65	
												309	H	San Diego St.	61 58	
												341	H	UTSA	62 50	
LAST 10 Division I																
204	H	North Texas	60 66	110	A	Idaho	52 67									
79	H	Texas Southern	57 74	101	A	Washington	62 50									
341	H	UTSA	62 50	4	A	Oregon St.	32 64									
253	A	Pepperdine	52 51	93	H	Texas	73 60									
268	A	LMU (CA)	51 65	20	H	NC State	59 68									

Non-Div I Games: Hope Int'l 86 49

Hawaii

Loss, Non-Conf, S Site, H Home A Away N Neutral

Average RPI Win:	277	WON-LOST	WINNING	LAST 10	STRENGTH OF	OPP. STRENGTH	TEAM	ADJ.	CONF.	ADJ CONF.
Average RPI Loss:	170	RECORD	PCT. RANK	GAMES	SCHEDULE	OF SCHEDULE	RPI	RPI	RPI	RPI
DIV. I ONLY	2- 8	296	2-8	255	232	307	307	29	29	
DIV. I NON-CONF.	2- 7	287	2-7	256	210	302	302	29	29	
TOTALS	RPI 1-25	RPI 26-50	W-L RECORDS	RPI 51-100	RPI 101-150	RPI 150+				
2- 8	0- 0	0- 1	OVERALL	0- 0	0- 2	2- 5				
1- 2	0- 0	0- 0	HOME	0- 0	0- 0	1- 2				
1- 6	0- 0	0- 1	AWAY	0- 0	0- 2	1- 3				
0- 0	0- 0	0- 0	NEUTRAL	0- 0	0- 0	0- 0				
2- 7	0- 0	0- 1	NON-CONFERENCE	0- 0	0- 2	2- 4				
1- 2	0- 0	0- 0	HOME	0- 0	0- 0	1- 2				
1- 5	0- 0	0- 1	AWAY	0- 0	0- 2	1- 2				
0- 0	0- 0	0- 0	NEUTRAL	0- 0	0- 0	0- 0				
0- 1	0- 0	0- 0	CONFERENCE	0- 0	0- 0	0- 1				
0- 0	0- 0	0- 0	HOME	0- 0	0- 0	0- 0				
0- 1	0- 0	0- 0	AWAY	0- 0	0- 0	0- 1				
0- 0	0- 0	0- 0	NEUTRAL	0- 0	0- 0	0- 0				

RPI 1-25				RPI 26-50				RPI 51-100				RPI 101+				Team's RPI: 307	
RPI	S	Opponent	Score	RPI	S	Opponent	Score	RPI	S	Opponent	Score	RPI	S	Opponent	Score		
				31	A	Duke	57 93					119	A	UNC Greensboro	70 82		
												137	A	Butler	52 74		
												152	H	Davidson	63 73		
												198	A	Norfolk St.	58 72		
												203	A	American	48 56		
												222	A	Campbell	36 73		
												238	H	ETSU	80 62		
												297	H	Col. of Charleston	70 79		
												316	A	N.C. Central	78 58		
LAST 10 Division I																	
				198	A	Norfolk St.	58 72	222	A	Campbell	36 73						
				203	A	American	48 56	119	A	UNC Greensboro	70 82						
				238	H	ETSU	80 62	137	A	Butler	52 74						
				297	H	Col. of Charleston	70 79	152	H	Davidson	63 73						
				31	A	Duke	57 93	316	A	N.C. Central	78 58						

Non-Div I Games:

High Point

■ Loss, ■ Non-Conf, S Site, H Home A Away N Neutral

RPI 1-25				RPI 26-50				RPI 51-100				RPI 101+				Team's RPI: 324	
RPI	S	Opponent	Score	RPI	S	Opponent	Score	RPI	S	Opponent	Score	RPI	S	Opponent	Score		
								90	H	Stony Brook	38 81	104	N	Houston	44 54		
												154	H	Cleveland St.	51 61		
												173	H	Howard	64 73		
												222	H	Campbell	58 55		
												271	A	Fairfield	64 73		
												276	H	Morgan St.	51 39		
												283	A	Sacred Heart	44 71		
												327	A	Hartford	43 41		
												345	A	LIU Brooklyn	46 85		
LAST 10 Division I																	
				173	H	Howard	64 73					104	N	Houston	44 54		
				154	H	Cleveland St.	51 61					222	H	Campbell	58 55		
				90	H	Stony Brook	38 81					271	A	Fairfield	64 73		
				283	A	Sacred Heart	44 71					276	H	Morgan St.	51 39		
				327	A	Hartford	43 41					345	A	LIU Brooklyn	46 85		

Non-Div I Games:

Holy Cross

Through Games Of Dec. 29, 2019

Average RPI Win:	234	WON-LOST	WINNING	LAST 10	STRENGTH OF	OPP. STRENGTH	TEAM	ADJ.	CONF.	ADJ CONF.
Average RPI Loss:	132	RECORD	PCT. RANK	GAMES	SCHEDULE	OF SCHEDULE	RPI	RPI	RPI	RPI
DIV. I ONLY	6- 4	116	6-4	204	238	114	114	13	13	
DIV. I NON-CONF.	6- 4	120	6-4	197	239	113	113	13	13	
TOTALS	RPI 1-25	RPI 26-50	W-L RECORDS	RPI 51-100	RPI 101-150	RPI 150+				
6- 4	0- 0	0- 0	OVERALL	1- 1	1- 1	4- 2				
4- 0	0- 0	0- 0	HOME	1- 0	1- 0	2- 0				
2- 4	0- 0	0- 0	AWAY	0- 1	0- 1	2- 2				
0- 0	0- 0	0- 0	NEUTRAL	0- 0	0- 0	0- 0				
6- 4	0- 0	0- 0	NON-CONFERENCE	1- 1	1- 1	4- 2				
4- 0	0- 0	0- 0	HOME	1- 0	1- 0	2- 0				
2- 4	0- 0	0- 0	AWAY	0- 1	0- 1	2- 2				
0- 0	0- 0	0- 0	NEUTRAL	0- 0	0- 0	0- 0				
0- 0	0- 0	0- 0	CONFERENCE	0- 0	0- 0	0- 0				
0- 0	0- 0	0- 0	HOME	0- 0	0- 0	0- 0				
0- 0	0- 0	0- 0	AWAY	0- 0	0- 0	0- 0				
0- 0	0- 0	0- 0	NEUTRAL	0- 0	0- 0	0- 0				

RPI 1-25				RPI 26-50				RPI 51-100				RPI 101+				Team's RPI: 114	
RPI	S	Opponent	Score	RPI	S	Opponent	Score	RPI	S	Opponent	Score	RPI	S	Opponent	Score		
								62	A	North Florida	60	80	125	H	Merrimack	68	42
								96	H	Boston College	80	71	138	A	Illinois	75	78
													153	A	Massachusetts	72	75
													175	A	Rhode Island	58	73
													277	A	Brown	83	71
													283	A	Sacred Heart	65	52
													303	H	New Hampshire	82	61
													317	H	Bryant	87	75
LAST 10 Division I																	
				277	A	Brown	83	71	62	A	North Florida	60	80				
				125	H	Merrimack	68	42	303	H	New Hampshire	82	61				
				317	H	Bryant	87	75	283	A	Sacred Heart	65	52				
				96	H	Boston College	80	71	153	A	Massachusetts	72	75				
				138	A	Illinois	75	78	175	A	Rhode Island	58	73				

Non-Div I Games:

Holy Cross

■ Loss,
 ■ Non-Conf, S Site,
 ■ Home
 ■ Away
 N Neutral

Average RPI Win:	215	WON-LOST	WINNING	LAST 10	STRENGTH OF	OPP. STRENGTH	TEAM	ADJ.	CONF.	ADJ CONF.
Average RPI Loss:	79	RECORD	PCT. RANK	GAMES	SCHEDULE	OF SCHEDULE	RPI	RPI	RPI	RPI
DIV. I ONLY	7- 6	158	6-4	47	161	104	104	9	9	
DIV. I NON-CONF.	7- 6	162	6-4	48	162	101	101	9	9	
TOTALS	RPI 1-25	RPI 26-50	W-L RECORDS	RPI 51-100	RPI 101-150	RPI 150+				
7- 6	0- 2	1- 1	OVERALL	0- 1	0- 1	6- 1				
5- 1	0- 0	1- 1	HOME	0- 0	0- 0	4- 0				
0- 3	0- 2	0- 0	AWAY	0- 0	0- 0	0- 1				
2- 2	0- 0	0- 0	NEUTRAL	0- 1	0- 1	2- 0				
7- 6	0- 2	1- 1	NON-CONFERENCE	0- 1	0- 1	6- 1				
5- 1	0- 0	1- 1	HOME	0- 0	0- 0	4- 0				
0- 3	0- 2	0- 0	AWAY	0- 0	0- 0	0- 1				
2- 2	0- 0	0- 0	NEUTRAL	0- 1	0- 1	2- 0				
0- 0	0- 0	0- 0	CONFERENCE	0- 0	0- 0	0- 0				
0- 0	0- 0	0- 0	HOME	0- 0	0- 0	0- 0				
0- 0	0- 0	0- 0	AWAY	0- 0	0- 0	0- 0				
0- 0	0- 0	0- 0	NEUTRAL	0- 0	0- 0	0- 0				

RPI 1-25				RPI 26-50				RPI 51-100				RPI 101+ Team's RPI: 104			
RPI	S	Opponent	Score	RPI	S	Opponent	Score	RPI	S	Opponent	Score	RPI	S	Opponent	Score
11	A	Texas A&M	43 72	30	H	FGCU	45 57	94	N	Syracuse	62 87	144	N	San Francisco	57 80
24	A	Georgia Tech	38 69	40	H	Oklahoma	85 69					169	A	New Mexico	71 81
												193	H	Southern Miss.	75 60
												218	H	Louisiana Tech	67 53
												226	H	Southeastern La.	78 65
												250	N	California Baptist	96 75
												257	H	Houston Baptist	82 60
												324	N	Hofstra	54 44
LAST 10 Division I															
144	N	San Francisco	57 80	324	N	Hofstra	54 44								
250	N	California Baptist	96 75	193	H	Southern Miss.	75 60								
94	N	Syracuse	62 87	11	A	Texas A&M	43 72								
40	H	Oklahoma	85 69	218	H	Louisiana Tech	67 53								
257	H	Houston Baptist	82 60	30	H	FGCU	45 57								

Non-Div I Games:

Houston

Houston Baptist

Through Games Of Dec. 29, 2019

Average RPI Win:	281	WON-LOST	WINNING	LAST 10	STRENGTH OF	OPP. STRENGTH	TEAM	ADJ.	CONF.	ADJ CONF.
Average RPI Loss:	154	RECORD	PCT. RANK	GAMES	SCHEDULE	OF SCHEDULE	RPI	RPI	RPI	RPI
DIV. I ONLY	2- 7	287	2-7	150	310	257	257	26	26	
DIV. I NON-CONF.	2- 5	262	2-5	135	302	194	194	24	24	
TOTALS	RPI 1-25	RPI 26-50	W-L RECORDS	RPI 51-100	RPI 101-150	RPI 150+				
2- 7	0- 0	0- 1	OVERALL	0- 0	0- 3	2- 3				
0- 3	0- 0	0- 0	HOME	0- 0	0- 1	0- 2				
2- 4	0- 0	0- 1	AWAY	0- 0	0- 2	2- 1				
0- 0	0- 0	0- 0	NEUTRAL	0- 0	0- 0	0- 0				
2- 5	0- 0	0- 1	NON-CONFERENCE	0- 0	0- 2	2- 2				
0- 1	0- 0	0- 0	HOME	0- 0	0- 0	0- 1				
2- 4	0- 0	0- 1	AWAY	0- 0	0- 2	2- 1				
0- 0	0- 0	0- 0	NEUTRAL	0- 0	0- 0	0- 0				
0- 2	0- 0	0- 0	CONFERENCE	0- 0	0- 1	0- 1				
0- 2	0- 0	0- 0	HOME	0- 0	0- 1	0- 1				
0- 0	0- 0	0- 0	AWAY	0- 0	0- 0	0- 0				
0- 0	0- 0	0- 0	NEUTRAL	0- 0	0- 0	0- 0				

RPI 1-25			RPI 26-50			RPI 51-100			RPI 101+			Team's RPI: 257
RPI	S	Opponent	Score	RPI	S	Opponent	Score	RPI	S	Opponent	Score	
				37	A	Baylor	42 112					
								104	A	Houston	60 82	
								129	A	Wichita St.	42 59	
								142	H	SFA	42 59	
								183	A	Texas Tech	51 59	
								213	A	Oral Roberts	74 73	
								226	H	Southeastern La.	59 69	
								256	H	Northern Ariz.	62 79	
								349	A	La.-Monroe	72 65	
LAST 10 Division I												
				129	A	Wichita St.	42 59	226	H	Southeastern La.	59 69	
				213	A	Oral Roberts	74 73	142	H	SFA	42 59	
				104	A	Houston	60 82	183	A	Texas Tech	51 59	
				37	A	Baylor	42 112	349	A	La.-Monroe	72 65	
								256	H	Northern Ariz.	62 79	

Non-Div I Games: LSU-Shreveport 67 44 Paul Quinn 63 34

Houston Baptist

■ Loss,
 ■ Non-Conf,
 ■ S Site,
 ■ Home
 ■ A Away
 N Neutral

Average RPI Win:	281	WON-LOST	WINNING	LAST 10	STRENGTH OF	OPP. STRENGTH	TEAM	ADJ.	CONF.	ADJ CONF.
Average RPI Loss:	123	RECORD	PCT. RANK	GAMES	SCHEDULE	OF SCHEDULE	RPI	RPI	RPI	RPI
DIV. I ONLY	8- 5	114	7-3	277	303	173	173	31	31	
DIV. I NON-CONF.	8- 5	118	7-3	279	301	172	172	31	31	
TOTALS	RPI 1-25	RPI 26-50	W-L RECORDS	RPI 51-100	RPI 101-150	RPI 150+				
8- 5	0- 0	0- 0	OVERALL	0- 1	0- 3	8- 1				
3- 1	0- 0	0- 0	HOME	0- 0	0- 0	3- 1				
5- 2	0- 0	0- 0	AWAY	0- 0	0- 2	5- 0				
0- 2	0- 0	0- 0	NEUTRAL	0- 1	0- 1	0- 0				
8- 5	0- 0	0- 0	NON-CONFERENCE	0- 1	0- 3	8- 1				
3- 1	0- 0	0- 0	HOME	0- 0	0- 0	3- 1				
5- 2	0- 0	0- 0	AWAY	0- 0	0- 2	5- 0				
0- 2	0- 0	0- 0	NEUTRAL	0- 1	0- 1	0- 0				
0- 0	0- 0	0- 0	CONFERENCE	0- 0	0- 0	0- 0				
0- 0	0- 0	0- 0	HOME	0- 0	0- 0	0- 0				
0- 0	0- 0	0- 0	AWAY	0- 0	0- 0	0- 0				
0- 0	0- 0	0- 0	NEUTRAL	0- 0	0- 0	0- 0				

RPI 1-25				RPI 26-50				RPI 51-100				RPI 101+				Team's RPI: 173	
RPI	S	Opponent	Score	RPI	S	Opponent	Score	RPI	S	Opponent	Score	RPI	S	Opponent	Score		
								97	N	Bucknell	60	70	101	N	Washington	58	75
												117	A	Tennessee	38	88	
												136	A	South Fla.	53	82	
												165	H	La Salle	62	78	
												196	A	George Mason	86	75	
												224	A	East Carolina	67	51	
												227	H	Niagara	91	42	
												289	A	Loyola Maryland	75	69	
												312	A	UMBC	72	61	
												324	A	Hofstra	73	64	
												336	H	Fairleigh Dickinson	64	56	
												339	H	Saint Peter's	92	80	
LAST 10 Division I																	
				117	A	Tennessee	38	88				196	A	George Mason	86	75	
				97	N	Bucknell	60	70				224	A	East Carolina	67	51	
				324	A	Hofstra	73	64				227	H	Niagara	91	42	
				289	A	Loyola Maryland	75	69				336	H	Fairleigh Dickinson	64	56	
				339	H	Saint Peter's	92	80				101	N	Washington	58	75	

Non-Div I Games:

Howard

Average RPI Win:	122	WON-LOST	WINNING	LAST 10	STRENGTH OF	OPP. STRENGTH	TEAM	ADJ.	CONF.	ADJ CONF.
Average RPI Loss:	101	RECORD	PCT. RANK	GAMES	SCHEDULE	OF SCHEDULE	RPI	RPI	RPI	RPI
DIV. I ONLY	5- 6	195	4-6	34	107	76	76	18	18	
DIV. I NON-CONF.	5- 5	167	4-5	32	78	64	64	18	18	
TOTALS	RPI 1-25	RPI 26-50	W-L RECORDS	RPI 51-100	RPI 101-150	RPI 150+				
5- 6	0- 1	0- 1	OVERALL	3- 0	0- 4	2- 0				
3- 0	0- 0	0- 0	HOME	2- 0	0- 0	1- 0				
0- 6	0- 1	0- 1	AWAY	0- 0	0- 4	0- 0				
2- 0	0- 0	0- 0	NEUTRAL	1- 0	0- 0	1- 0				
5- 5	0- 1	0- 1	NON-CONFERENCE	3- 0	0- 3	2- 0				
3- 0	0- 0	0- 0	HOME	2- 0	0- 0	1- 0				
0- 5	0- 1	0- 1	AWAY	0- 0	0- 3	0- 0				
2- 0	0- 0	0- 0	NEUTRAL	1- 0	0- 0	1- 0				
0- 1	0- 0	0- 0	CONFERENCE	0- 0	0- 1	0- 0				
0- 0	0- 0	0- 0	HOME	0- 0	0- 0	0- 0				
0- 1	0- 0	0- 0	AWAY	0- 0	0- 1	0- 0				
0- 0	0- 0	0- 0	NEUTRAL	0- 0	0- 0	0- 0				

RPI 1-25				RPI 26-50				RPI 51-100 Team's RPI: 76				RPI 101+			
RPI	S	Opponent	Score	RPI	S	Opponent	Score	RPI	S	Opponent	Score	RPI	S	Opponent	Score
23	A	Miami (FL)	65 74	46	A	UNI	50 51	68	N	St. John's (NY)	85 78	126	A	Ohio	64 70
								81	H	Ball St.	65 48	135	A	UT Martin	51 57
								86	H	Southern Ill.	81 78	137	A	Butler	61 64
												141	A	Youngstown St.	73 75
												185	N	Elon	59 53
												188	H	Eastern Ky.	72 42
LAST 10 Division I															
141	A	Youngstown St.	73 75	188	H	Eastern Ky.	72 42								
135	A	UT Martin	51 57	46	A	UNI	50 51								
137	A	Butler	61 64	126	A	Ohio	64 70								
23	A	Miami (FL)	65 74	185	N	Elon	59 53								
86	H	Southern Ill.	81 78	68	N	St. John's (NY)	85 78								

Non-Div I Games: Ind.-Northwest 103 45

IUPUI

■ Loss,
 ■ Non-Conf,
 ■ S Site,
 ■ Home
 ■ A Away
 N Neutral

Idaho

Through Games Of Dec. 29, 2019

Average RPI Win:	233	WON-LOST	WINNING	LAST 10	STRENGTH OF	OPP. STRENGTH	TEAM	ADJ.	CONF.	ADJ CONF.
Average RPI Loss:	100	RECORD	PCT. RANK	GAMES	SCHEDULE	OF SCHEDULE	RPI	RPI	RPI	RPI
DIV. I ONLY	6- 4	116	6-4	171	197	110	110	20	20	
DIV. I NON-CONF.	5- 4	134	5-4	133	187	100	100	19	19	
TOTALS	RPI 1-25	RPI 26-50	W-L RECORDS	RPI 51-100	RPI 101-150	RPI 150+				
6- 4	0- 0	0- 0	OVERALL	0- 2	2- 1	4- 1				
3- 0	0- 0	0- 0	HOME	0- 0	1- 0	2- 0				
3- 2	0- 0	0- 0	AWAY	0- 1	1- 1	2- 0				
0- 2	0- 0	0- 0	NEUTRAL	0- 1	0- 0	0- 1				
5- 4	0- 0	0- 0	NON-CONFERENCE	0- 2	2- 1	3- 1				
2- 0	0- 0	0- 0	HOME	0- 0	1- 0	1- 0				
3- 2	0- 0	0- 0	AWAY	0- 1	1- 1	2- 0				
0- 2	0- 0	0- 0	NEUTRAL	0- 1	0- 0	0- 1				
1- 0	0- 0	0- 0	CONFERENCE	0- 0	0- 0	1- 0				
1- 0	0- 0	0- 0	HOME	0- 0	0- 0	1- 0				
0- 0	0- 0	0- 0	AWAY	0- 0	0- 0	0- 0				
0- 0	0- 0	0- 0	NEUTRAL	0- 0	0- 0	0- 0				

RPI 1-25			RPI 26-50			RPI 51-100			RPI 101+			Team's RPI: 110
RPI	S	Opponent	Score	RPI	S	Opponent	Score	RPI	S	Opponent	Score	
						52 A Oklahoma St.	47 62	136 A South Fla.		64 67		
						60 N Old Dominion	55 67	144 A San Francisco		66 60		
								146 H Hawaii		67 52		
								151 N Lamar University		44 47		
								217 A San Diego		65 32		
								272 H Idaho St.		62 56		
								291 H Colorado St.		61 54		
								329 A Seattle U		90 84		
LAST 10 Division I												
272 H		Idaho St.	62 56	146 H		Hawaii	67 52					
329 A		Seattle U	90 84	136 A		South Fla.	64 67					
144 A		San Francisco	66 60	217 A		San Diego	65 32					
291 H		Colorado St.	61 54	60 N		Old Dominion	55 67					
52 A		Oklahoma St.	47 62	151 N		Lamar University	44 47					

Non-Div I Games:

Idaho

■ Loss,
 ■ Non-Conf,
 ■ S Site,
 ■ H Home
 ■ A Away
 N Neutral

RPI 1-25				RPI 26-50				RPI 51-100				RPI 101+				Team's RPI: 272	
RPI	S	Opponent	Score	RPI	S	Opponent	Score	RPI	S	Opponent	Score	RPI	S	Opponent	Score		
				31	A	Duke	66 85	52	A	Oklahoma St.	52 70	110	A	Idaho	56 62		
								64	A	Arizona St.	69 74	245	A	Utah St.	61 69		
												250	H	California Baptist	68 74		
												329	H	Seattle U	73 48		
												347	A	Utah Valley	88 61		
LAST 10 Division I																	
				110	A	Idaho	56 62	245	A	Utah St.	61 69						
				52	A	Oklahoma St.	52 70	250	H	California Baptist	68 74						
				329	H	Seattle U	73 48	64	A	Arizona St.	69 74						
								347	A	Utah Valley	88 61						
								31	A	Duke	66 85						

Non-Div I Games:	Arizona Christian	93	36	Montana Tech	83	57
------------------	-------------------	----	----	--------------	----	----

Illinois

Through Games Of Dec. 29, 2019

Average RPI Win:	228	WON-LOST	WINNING	LAST 10	STRENGTH OF	OPP. STRENGTH	TEAM	ADJ.	CONF.	ADJ CONF.
Average RPI Loss:	66	RECORD	PCT. RANK	GAMES	SCHEDULE	OF SCHEDULE	RPI	RPI	RPI	RPI
DIV. I ONLY	9- 3	60	7-3	241	145	138	138	2	2	
DIV. I NON-CONF.	9- 2	41	7-2	289	172	131	131	2	2	
TOTALS	RPI 1-25	RPI 26-50	W-L RECORDS	RPI 51-100	RPI 101-150	RPI 150+				
9- 3	0- 1	0- 0	OVERALL	1- 1	2- 1	6- 0				
8- 2	0- 1	0- 0	HOME	1- 1	2- 0	5- 0				
1- 1	0- 0	0- 0	AWAY	0- 0	0- 1	1- 0				
0- 0	0- 0	0- 0	NEUTRAL	0- 0	0- 0	0- 0				
9- 2	0- 0	0- 0	NON-CONFERENCE	1- 1	2- 1	6- 0				
8- 1	0- 0	0- 0	HOME	1- 1	2- 0	5- 0				
1- 1	0- 0	0- 0	AWAY	0- 0	0- 1	1- 0				
0- 0	0- 0	0- 0	NEUTRAL	0- 0	0- 0	0- 0				
0- 1	0- 1	0- 0	CONFERENCE	0- 0	0- 0	0- 0				
0- 1	0- 1	0- 0	HOME	0- 0	0- 0	0- 0				
0- 0	0- 0	0- 0	AWAY	0- 0	0- 0	0- 0				
0- 0	0- 0	0- 0	NEUTRAL	0- 0	0- 0	0- 0				

RPI S	Opponent	Score	RPI S	Opponent	Score	RPI S	Opponent	Score	RPI S	Opponent	Score	Team's RPI: 138
15	H Northwestern	50 77				56	H Austin Peay	76 62	114	H Holy Cross	78 75	
						61	H Illinois St.	58 74	123	A North Carolina	60 85	
									125	H Merrimack	75 72	
									194	A Missouri	58 51	
									274	H Presbyterian	71 52	
									299	H Ark.-Pine Bluff	65 50	
									317	H Bryant	69 55	
									335	H Evansville	59 44	
									340	H Chicago St.	96 66	
LAST 10 Division I												
15	H Northwestern	50 77	125	H Merrimack	75 72							
194	A Missouri	58 51	123	A North Carolina	60 85							
335	H Evansville	59 44	274	H Presbyterian	71 52							
61	H Illinois St.	58 74	317	H Bryant	69 55							
56	H Austin Peay	76 62	299	H Ark.-Pine Bluff	65 50							

Non-Div I Games:

Illinois

Loss, Non-Conf, S Site, H Home A Away N Neutral

Average RPI Win:	190	WON-LOST	WINNING	LAST 10	STRENGTH OF	OPP. STRENGTH	TEAM	ADJ.	CONF.	ADJ CONF.
Average RPI Loss:	47	RECORD	PCT. RANK	GAMES	SCHEDULE	OF SCHEDULE	RPI	RPI	RPI	RPI
DIV. I ONLY	7- 3	76	7-3	153	61	61	61	7	7	
DIV. I NON-CONF.	7- 3	79	7-3	151	60	60	60	7	7	
TOTALS	RPI 1-25	RPI 26-50	W-L RECORDS	RPI 51-100	RPI 101-150	RPI 150+				
7- 3	0- 0	0- 2	OVERALL	0- 1	3- 0	4- 0				
5- 0	0- 0	0- 0	HOME	0- 0	1- 0	4- 0				
2- 3	0- 0	0- 2	AWAY	0- 1	2- 0	0- 0				
0- 0	0- 0	0- 0	NEUTRAL	0- 0	0- 0	0- 0				
7- 3	0- 0	0- 2	NON-CONFERENCE	0- 1	3- 0	4- 0				
5- 0	0- 0	0- 0	HOME	0- 0	1- 0	4- 0				
2- 3	0- 0	0- 2	AWAY	0- 1	2- 0	0- 0				
0- 0	0- 0	0- 0	NEUTRAL	0- 0	0- 0	0- 0				
0- 0	0- 0	0- 0	CONFERENCE	0- 0	0- 0	0- 0				
0- 0	0- 0	0- 0	HOME	0- 0	0- 0	0- 0				
0- 0	0- 0	0- 0	AWAY	0- 0	0- 0	0- 0				
0- 0	0- 0	0- 0	NEUTRAL	0- 0	0- 0	0- 0				

RPI 1-25				RPI 26-50				RPI 51-100				Team's RPI: 61		RPI 101+			
RPI	S	Opponent	Score	RPI	S	Opponent	Score	RPI	S	Opponent	Score			RPI	S	Opponent	Score
				38	A	Marquette	41 58	56	A	Austin Peay	72 77			133	A	North Dakota	66 58
				48	A	Saint Louis	56 61							135	H	UT Martin	70 47
														138	A	Illinois	74 58
														166	H	Northern Ill.	69 66
														229	H	Western Ill.	78 65
														232	H	Jackson St.	77 55
														298	H	SIUE	74 53
LAST 10 Division I																	
				56	A	Austin Peay	72 77	48	A	Saint Louis	56 61						
				232	H	Jackson St.	77 55	229	H	Western Ill.	78 65						
				298	H	SIUE	74 53	135	H	UT Martin	70 47						
				138	A	Illinois	74 58	133	A	North Dakota	66 58						
				38	A	Marquette	41 58	166	H	Northern Ill.	69 66						

Non-Div I Games: Truman 87 60

Illinois St.

Average RPI Win: 0		WON-LOST	WINNING	LAST 10	STRENGTH OF	OPP. STRENGTH	TEAM	ADJ.	CONF.	ADJ CONF.
Average RPI Loss: 266		RECORD	PCT. RANK	GAMES	SCHEDULE	OF SCHEDULE	RPI	RPI	RPI	RPI
DIV. I ONLY		0- 6	339	0-6	342	340	351	351	26	26
DIV. I NON-CONF.		0- 5	338	0-5	336	340	351	351	24	24
TOTALS	RPI 1-25	RPI 26-50		W-L RECORDS	RPI 51-100		RPI 101-150		RPI 150+	
0- 6	0- 0	0- 0		OVERALL	0- 0		0- 1		0- 5	
0- 2	0- 0	0- 0		HOME	0- 0		0- 0		0- 2	
0- 4	0- 0	0- 0		AWAY	0- 0		0- 1		0- 3	
0- 0	0- 0	0- 0		NEUTRAL	0- 0		0- 0		0- 0	
0- 5	0- 0	0- 0		NON-CONFERENCE	0- 0		0- 1		0- 4	
0- 1	0- 0	0- 0		HOME	0- 0		0- 0		0- 1	
0- 4	0- 0	0- 0		AWAY	0- 0		0- 1		0- 3	
0- 0	0- 0	0- 0		NEUTRAL	0- 0		0- 0		0- 0	
0- 1	0- 0	0- 0		CONFERENCE	0- 0		0- 0		0- 1	
0- 1	0- 0	0- 0		HOME	0- 0		0- 0		0- 1	
0- 0	0- 0	0- 0		AWAY	0- 0		0- 0		0- 0	
0- 0	0- 0	0- 0		NEUTRAL	0- 0		0- 0		0- 0	

RPI 1-25				RPI 26-50				RPI 51-100				RPI 101+ Team's RPI: 351			
RPI	S	Opponent	Score	RPI	S	Opponent	Score	RPI	S	Opponent	Score	RPI	S	Opponent	Score
												126	A	Ohio	41 78
												228	A	Kansas St.	41 85
												291	A	Colorado St.	47 75
												300	H	Central Ark.	37 47
												309	H	San Diego St.	48 57
												341	A	UTSA	56 63
LAST 10 Division I															
				309	H	San Diego St.	48 57	291	A	Colorado St.	47 75				
				300	H	Central Ark.	37 47	126	A	Ohio	41 78				
				228	A	Kansas St.	41 85	341	A	UTSA	56 63				

[illegible]

■ Loss, ■ Non-Conf, S Site, H Home A Away N Neutral

Indiana

Through Games Of Dec. 29, 2019

Average RPI Win:	136	WON-LOST	WINNING	LAST 10	STRENGTH OF	OPP. STRENGTH	TEAM	ADJ.	CONF.	ADJ CONF.
Average RPI Loss:	24	RECORD	PCT. RANK	GAMES	SCHEDULE	OF SCHEDULE	RPI	RPI	RPI	RPI
DIV. I ONLY	11- 2	32	8-2	20	50	12	12	2	2	
DIV. I NON-CONF.	10- 2	32	7-2	21	46	13	13	2	2	
TOTALS	RPI 1-25	RPI 26-50	W-L RECORDS	RPI 51-100	RPI 101-150	RPI 150+				
11- 2	2- 1	0- 1	OVERALL	1- 0	4- 0	4- 0				
6- 1	0- 1	0- 0	HOME	1- 0	2- 0	3- 0				
3- 0	1- 0	0- 0	AWAY	0- 0	1- 0	1- 0				
2- 1	1- 0	0- 1	NEUTRAL	0- 0	1- 0	0- 0				
10- 2	2- 1	0- 1	NON-CONFERENCE	1- 0	3- 0	4- 0				
5- 1	0- 1	0- 0	HOME	1- 0	1- 0	3- 0				
3- 0	1- 0	0- 0	AWAY	0- 0	1- 0	1- 0				
2- 1	1- 0	0- 1	NEUTRAL	0- 0	1- 0	0- 0				
1- 0	0- 0	0- 0	CONFERENCE	0- 0	1- 0	0- 0				
1- 0	0- 0	0- 0	HOME	0- 0	1- 0	0- 0				
0- 0	0- 0	0- 0	AWAY	0- 0	0- 0	0- 0				
0- 0	0- 0	0- 0	NEUTRAL	0- 0	0- 0	0- 0				

RPI	S	Opponent	Score	RPI	S	Opponent	Score	RPI	S	Opponent	Score	RPI	S	Opponent	Score
6	N	South Carolina	71 57	37	N	Baylor	62 77	62	H	North Florida	72 45	103	N	Washington St.	78 44
10	H	UCLA	58 68									122	H	Michigan St.	79 67
23	A	Miami (FL)	58 45									137	A	Butler	64 53
												141	H	Youngstown St.	93 56
												174	A	Florida	73 49
												225	H	Mt. St. Mary's	75 52
												232	H	Jackson St.	91 51
												269	H	Nicholls St.	111 47
LAST 10 Division I															
141	H	Youngstown St.	93 56	122	H	Michigan St.	79 67	10	H	UCLA	58 68				
137	A	Butler	64 53	37	N	Baylor	62 77	6	N	South Carolina	71 57				
62	H	North Florida	72 45					174	A	Florida	73 49				
23	A	Miami (FL)	58 45												
103	N	Washington St.	78 44												

Non-Div I Games:

Indiana

■ Loss,
■ Non-Conf, S Site,
■ Home
■ Away
N Neutral

Average RPI Win:	291	WON-LOST	WINNING	LAST 10	STRENGTH OF	OPP. STRENGTH	TEAM	ADJ.	CONF.	ADJ CONF.
Average RPI Loss:	173	RECORD	PCT. RANK	GAMES	SCHEDULE	OF SCHEDULE	RPI	RPI	RPI	RPI
DIV. I ONLY	2- 9	306	2-8	161	330	288	288	7	7	
DIV. I NON-CONF.	2- 9	305	2-8	161	333	291	291	7	7	
TOTALS	RPI 1-25	RPI 26-50	W-L RECORDS	RPI 51-100	RPI 101-150	RPI 150+				
2- 9	0- 0	0- 2	OVERALL	0- 1	0- 0	2- 6				
0- 3	0- 0	0- 0	HOME	0- 0	0- 0	0- 3				
2- 5	0- 0	0- 2	AWAY	0- 1	0- 0	2- 2				
0- 1	0- 0	0- 0	NEUTRAL	0- 0	0- 0	0- 1				
2- 9	0- 0	0- 2	NON-CONFERENCE	0- 1	0- 0	2- 6				
0- 3	0- 0	0- 0	HOME	0- 0	0- 0	0- 3				
2- 5	0- 0	0- 2	AWAY	0- 1	0- 0	2- 2				
0- 1	0- 0	0- 0	NEUTRAL	0- 0	0- 0	0- 1				
0- 0	0- 0	0- 0	CONFERENCE	0- 0	0- 0	0- 0				
0- 0	0- 0	0- 0	HOME	0- 0	0- 0	0- 0				
0- 0	0- 0	0- 0	AWAY	0- 0	0- 0	0- 0				
0- 0	0- 0	0- 0	NEUTRAL	0- 0	0- 0	0- 0				

RPI 1-25				RPI 26-50				RPI 51-100				RPI 101+				Team's RPI: 288	
RPI	S	Opponent	Score	RPI	S	Opponent	Score	RPI	S	Opponent	Score	RPI	S	Opponent	Score		
				39	A	Colorado	46 59	92	A	Pacific	66 83	156	H	Southeast Mo. St.	58 68		
				44	A	Kansas	72 84					192	A	Murray St.	62 70		
												229	A	Western Ill.	72 83		
												235	N	CSUN	59 67		
												251	H	Northern Ky.	68 70		
												264	A	Eastern Ill.	59 57		
												318	A	UIC	61 40		
												322	H	Marshall	60 72		
LAST 10 Division I																	
				192	A	Murray St.	62 70	156	H	Southeast Mo. St.	58 68						
				322	H	Marshall	60 72	251	H	Northern Ky.	68 70						
				235	N	CSUN	59 67	318	A	UIC	61 40						
				92	A	Pacific	66 83	229	A	Western Ill.	72 83						
				39	A	Colorado	46 59	264	A	Eastern Ill.	59 57						

Non-Div I Games:

Indiana St.

■ Loss,
 ■ Non-Conf,
 ■ S Site,
 ■ H Home
 ■ A Away
 N Neutral

Average RPI Win:	295	WON-LOST	WINNING	LAST 10	STRENGTH OF	OPP. STRENGTH	TEAM	ADJ.	CONF.	ADJ CONF.
Average RPI Loss:	110	RECORD	PCT. RANK	GAMES	SCHEDULE	OF SCHEDULE	RPI	RPI	RPI	RPI
DIV. I ONLY	1- 8	322	1-8	7	315	178	178	23	23	
DIV. I NON-CONF.	1- 8	322	1-8	8	314	177	177	23	23	
TOTALS	RPI 1-25	RPI 26-50	W-L RECORDS	RPI 51-100	RPI 101-150	RPI 150+				
1- 8	0- 0	0- 1	OVERALL	0- 4	0- 1	1- 2				
0- 3	0- 0	0- 0	HOME	0- 2	0- 0	0- 1				
1- 3	0- 0	0- 1	AWAY	0- 2	0- 0	1- 0				
0- 2	0- 0	0- 0	NEUTRAL	0- 0	0- 1	0- 1				
1- 8	0- 0	0- 1	NON-CONFERENCE	0- 4	0- 1	1- 2				
0- 3	0- 0	0- 0	HOME	0- 2	0- 0	0- 1				
1- 3	0- 0	0- 1	AWAY	0- 2	0- 0	1- 0				
0- 2	0- 0	0- 0	NEUTRAL	0- 0	0- 1	0- 1				
0- 0	0- 0	0- 0	CONFERENCE	0- 0	0- 0	0- 0				
0- 0	0- 0	0- 0	HOME	0- 0	0- 0	0- 0				
0- 0	0- 0	0- 0	AWAY	0- 0	0- 0	0- 0				
0- 0	0- 0	0- 0	NEUTRAL	0- 0	0- 0	0- 0				

RPI S	Opponent	Score	RPI S	Opponent	Score	RPI S	Opponent	Score	RPI S	Opponent	Score	Team's RPI: 178
47	A Central Mich.	50 70	51	H Seton Hall	37 89	101	N Washington	34 65	153	H Massachusetts	51 65	
			90	A Stony Brook	40 59	252	N Towson	58 75	295	A Winthrop	68 61	
			91	A Penn	42 74							
			95	H Duquesne	74 76							
LAST 10 Division I												
47	A Central Mich.	50 70	153	H Massachusetts	51 65							
252	N Towson	58 75	51	H Seton Hall	37 89							
101	N Washington	34 65	95	H Duquesne	74 76							
90	A Stony Brook	40 59	295	A Winthrop	68 61							
91	A Penn	42 74										

Non-Div I Games:

Iona

Average RPI Win:	166	WON-LOST	WINNING	LAST 10	STRENGTH OF	OPP. STRENGTH	TEAM	ADJ.	CONF.	ADJ CONF.
Average RPI Loss:	74	RECORD	PCT. RANK	GAMES	SCHEDULE	OF SCHEDULE	RPI	RPI	RPI	RPI
DIV. I ONLY	9- 3	60	7-3	8	261	16	16	2	2	
DIV. I NON-CONF.	9- 2	41	7-2	15	248	14	14	2	2	
TOTALS	RPI 1-25	RPI 26-50	W-L RECORDS	RPI 51-100	RPI 101-150	RPI 150+				
9- 3	1- 0	1- 1	OVERALL	0- 1	1- 1	6- 0				
6- 0	1- 0	1- 0	HOME	0- 0	0- 0	4- 0				
1- 2	0- 0	0- 1	AWAY	0- 1	0- 0	1- 0				
2- 1	0- 0	0- 0	NEUTRAL	0- 0	1- 1	1- 0				
9- 2	1- 0	1- 1	NON-CONFERENCE	0- 0	1- 1	6- 0				
6- 0	1- 0	1- 0	HOME	0- 0	0- 0	4- 0				
1- 1	0- 0	0- 1	AWAY	0- 0	0- 0	1- 0				
2- 1	0- 0	0- 0	NEUTRAL	0- 0	1- 1	1- 0				
0- 1	0- 0	0- 0	CONFERENCE	0- 1	0- 0	0- 0				
0- 0	0- 0	0- 0	HOME	0- 0	0- 0	0- 0				
0- 1	0- 0	0- 0	AWAY	0- 1	0- 0	0- 0				
0- 0	0- 0	0- 0	NEUTRAL	0- 0	0- 0	0- 0				

RPI 1-25				RPI 26-50				RPI 51-100				RPI 101+			
RPI	S	Opponent	Score	RPI	S	Opponent	Score	RPI	S	Opponent	Score	RPI	S	Opponent	Score
17	H	Princeton	77 75	33	H	Drake	79 67	74	A	Nebraska	69 78	101	N	Washington	63 70
				46	A	UNI	66 88					131	N	Cincinnati	69 61
												157	A	Iowa St.	75 69
												162	H	Clemson	74 60
												182	H	Fla. Atlantic	85 53
												247	H	North Ala.	86 81
												252	N	Towson	100 72
												316	H	N.C. Central	102 50
LAST 10 Division I															
157	A	Iowa St.	75 69	74	A	Nebraska	69 78								
162	H	Clemson	74 60	33	H	Drake	79 67								
101	N	Washington	63 70	316	H	N.C. Central	102 50								
252	N	Towson	100 72	17	H	Princeton	77 75								
131	N	Cincinnati	69 61	46	A	UNI	66 88								

Non-Div I Games:

Iowa

Average RPI Win:	195	WON-LOST	WINNING	LAST 10	STRENGTH OF	OPP. STRENGTH	TEAM	ADJ.	CONF.	ADJ CONF.
Average RPI Loss:	32	RECORD	PCT. RANK	GAMES	SCHEDULE	OF SCHEDULE	RPI	RPI	RPI	RPI
DIV. I ONLY	7- 3	76	7-3	302	2	157	157	5	5	
DIV. I NON-CONF.	7- 3	79	7-3	302	3	158	158	5	5	
TOTALS	RPI 1-25	RPI 26-50	W-L RECORDS	RPI 51-100	RPI 101-150	RPI 150+				
7- 3	0- 1	0- 2	OVERALL	2- 0	0- 0	5- 0				
5- 2	0- 1	0- 1	HOME	1- 0	0- 0	4- 0				
2- 1	0- 0	0- 1	AWAY	1- 0	0- 0	1- 0				
0- 0	0- 0	0- 0	NEUTRAL	0- 0	0- 0	0- 0				
7- 3	0- 1	0- 2	NON-CONFERENCE	2- 0	0- 0	5- 0				
5- 2	0- 1	0- 1	HOME	1- 0	0- 0	4- 0				
2- 1	0- 0	0- 1	AWAY	1- 0	0- 0	1- 0				
0- 0	0- 0	0- 0	NEUTRAL	0- 0	0- 0	0- 0				
0- 0	0- 0	0- 0	CONFERENCE	0- 0	0- 0	0- 0				
0- 0	0- 0	0- 0	HOME	0- 0	0- 0	0- 0				
0- 0	0- 0	0- 0	AWAY	0- 0	0- 0	0- 0				
0- 0	0- 0	0- 0	NEUTRAL	0- 0	0- 0	0- 0				

RPI 1-25				RPI 26-50				RPI 51-100				RPI 101+ Team's RPI: 157			
RPI	S	Opponent	Score	RPI	S	Opponent	Score	RPI	S	Opponent	Score	RPI	S	Opponent	Score
16	H	Iowa	69 75	33	A	Drake	81 86	79	H	Texas Southern	79 59	168	H	New Orleans	71 53
				46	H	UNI	63 71	87	A	Alabama	75 66	191	H	Wright St.	79 71
												244	H	Southern U.	69 36
												296	A	North Dakota St.	86 58
												299	H	Ark.-Pine Bluff	90 40
LAST 10 Division I															
				87	A	Alabama	75 66	46	H	UNI	63 71				
				168	H	New Orleans	71 53	191	H	Wright St.	79 71				
				299	H	Ark.-Pine Bluff	90 40	16	H	Iowa	69 75				
				296	A	North Dakota St.	86 58	33	A	Drake	81 86				
				79	H	Texas Southern	79 59	244	H	Southern U.	69 36				

Non-Div I Games:

Iowa St.

■ Loss,
 ■ Non-Conf, S Site,
 ■ Home
 ■ Away
 N Neutral

Average RPI Win:	260	WON-LOST	WINNING	LAST 10	STRENGTH OF	OPP. STRENGTH	TEAM	ADJ.	CONF.	ADJ CONF.
Average RPI Loss:	116	RECORD	PCT. RANK	GAMES	SCHEDULE	OF SCHEDULE	RPI	RPI	RPI	RPI
DIV. I ONLY	2- 8	296	2-8	132	128	232	232	28	28	
DIV. I NON-CONF.	2- 8	296	2-8	130	131	233	233	28	28	
TOTALS	RPI 1-25	RPI 26-50	W-L RECORDS	RPI 51-100	RPI 101-150	RPI 150+				
2- 8	0- 3	0- 0	OVERALL	0- 1	0- 1	2- 3				
1- 1	0- 1	0- 0	HOME	0- 0	0- 0	1- 0				
1- 7	0- 2	0- 0	AWAY	0- 1	0- 1	1- 3				
0- 0	0- 0	0- 0	NEUTRAL	0- 0	0- 0	0- 0				
2- 8	0- 3	0- 0	NON-CONFERENCE	0- 1	0- 1	2- 3				
1- 1	0- 1	0- 0	HOME	0- 0	0- 0	1- 0				
1- 7	0- 2	0- 0	AWAY	0- 1	0- 1	1- 3				
0- 0	0- 0	0- 0	NEUTRAL	0- 0	0- 0	0- 0				
0- 0	0- 0	0- 0	CONFERENCE	0- 0	0- 0	0- 0				
0- 0	0- 0	0- 0	HOME	0- 0	0- 0	0- 0				
0- 0	0- 0	0- 0	AWAY	0- 0	0- 0	0- 0				
0- 0	0- 0	0- 0	NEUTRAL	0- 0	0- 0	0- 0				

RPI S	Opponent	Score	RPI S	Opponent	Score	RPI S	Opponent	Score	RPI S	Opponent	Score	Team's RPI: 232
12	A Indiana	51 91				61	A Illinois St.	55 77	111	A Bradley	69 78	
18	H Mississippi St.	53 92							176	A Tulane	46 82	
23	A Miami (FL)	68 83							187	H Louisiana	65 54	
									226	A Southeastern La.	59 63	
									300	A Central Ark.	54 57	
									332	A Northwestern St.	66 49	
LAST 10 Division I												
226	A Southeastern La.	59 63	187	H Louisiana	65 54							
300	A Central Ark.	54 57	61	A Illinois St.	55 77							
18	H Mississippi St.	53 92	111	A Bradley	69 78							
12	A Indiana	51 91	23	A Miami (FL)	68 83							
332	A Northwestern St.	66 49	176	A Tulane	46 82							

Non-Div I Games:

Jackson St.

Jacksonville

Through Games Of Dec. 29, 2019

Average RPI Win:	315	WON-LOST	WINNING	LAST 10	STRENGTH OF	OPP. STRENGTH	TEAM	ADJ.	CONF.	ADJ CONF.
Average RPI Loss:	106	RECORD	PCT. RANK	GAMES	SCHEDULE	OF SCHEDULE	RPI	RPI	RPI	RPI
DIV. I ONLY	6- 5	147	6-4	264	261	197	197	14	14	
DIV. I NON-CONF.	6- 5	149	6-4	266	261	196	196	14	14	
TOTALS	RPI 1-25	RPI 26-50	W-L RECORDS	RPI 51-100	RPI 101-150	RPI 150+				
6- 5	0- 1	0- 1	OVERALL	0- 0	0- 2	6- 1				
3- 2	0- 0	0- 0	HOME	0- 0	0- 1	3- 1				
3- 3	0- 1	0- 1	AWAY	0- 0	0- 1	3- 0				
0- 0	0- 0	0- 0	NEUTRAL	0- 0	0- 0	0- 0				
6- 5	0- 1	0- 1	NON-CONFERENCE	0- 0	0- 2	6- 1				
3- 2	0- 0	0- 0	HOME	0- 0	0- 1	3- 1				
3- 3	0- 1	0- 1	AWAY	0- 0	0- 1	3- 0				
0- 0	0- 0	0- 0	NEUTRAL	0- 0	0- 0	0- 0				
0- 0	0- 0	0- 0	CONFERENCE	0- 0	0- 0	0- 0				
0- 0	0- 0	0- 0	HOME	0- 0	0- 0	0- 0				
0- 0	0- 0	0- 0	AWAY	0- 0	0- 0	0- 0				
0- 0	0- 0	0- 0	NEUTRAL	0- 0	0- 0	0- 0				

RPI 1-25				RPI 26-50				RPI 51-100				RPI 101+ Team's RPI: 197			
RPI	S	Opponent	Score	RPI	S	Opponent	Score	RPI	S	Opponent	Score	RPI	S	Opponent	Score
8	A	Florida St.	41 75	39	A	Colorado	44 66					136	A	South Fla.	39 70
												147	H	Bethune-Cookman	52 53
												198	H	Norfolk St.	64 71
												269	H	Nicholls St.	72 55
												306	H	USC Upstate	87 43
												314	H	FIU	77 52
												315	A	Mercer	87 83
												337	A	Jacksonville St.	55 40
												346	A	Florida A&M	88 54
LAST 10 Division I															
314	H	FIU	77 52	315	A	Mercer	87 83								
147	H	Bethune-Cookman	52 53	337	A	Jacksonville St.	55 40								
198	H	Norfolk St.	64 71	346	A	Florida A&M	88 54								
269	H	Nicholls St.	72 55	306	H	USC Upstate	87 43								
39	A	Colorado	44 66	8	A	Florida St.	41 75								

Non-Div I Games: Thomas (GA) 94 36 Johnson (FL) 114 35

Jacksonville

Loss, Non-Conf, S Site, H Home A Away N Neutral

Jacksonville St.

Through Games Of Dec. 29, 2019

Average RPI Win:	334	WON-LOST	WINNING	LAST 10	STRENGTH OF	OPP. STRENGTH	TEAM	ADJ.	CONF.	ADJ CONF.
Average RPI Loss:	179	RECORD	PCT. RANK	GAMES	SCHEDULE	OF SCHEDULE	RPI	RPI	RPI	RPI
DIV. I ONLY	2- 7	287	2-7	317	281	337	337	19	19	
DIV. I NON-CONF.	2- 7	287	2-7	316	279	338	338	20	20	
TOTALS	RPI 1-25	RPI 26-50	W-L RECORDS	RPI 51-100	RPI 101-150	RPI 150+				
2- 7	0- 0	0- 0	OVERALL	0- 2	0- 1	2- 4				
2- 1	0- 0	0- 0	HOME	0- 0	0- 0	2- 1				
0- 4	0- 0	0- 0	AWAY	0- 2	0- 1	0- 1				
0- 2	0- 0	0- 0	NEUTRAL	0- 0	0- 0	0- 2				
2- 7	0- 0	0- 0	NON-CONFERENCE	0- 2	0- 1	2- 4				
2- 1	0- 0	0- 0	HOME	0- 0	0- 0	2- 1				
0- 4	0- 0	0- 0	AWAY	0- 2	0- 1	0- 1				
0- 2	0- 0	0- 0	NEUTRAL	0- 0	0- 0	0- 2				
0- 0	0- 0	0- 0	CONFERENCE	0- 0	0- 0	0- 0				
0- 0	0- 0	0- 0	HOME	0- 0	0- 0	0- 0				
0- 0	0- 0	0- 0	AWAY	0- 0	0- 0	0- 0				
0- 0	0- 0	0- 0	NEUTRAL	0- 0	0- 0	0- 0				

RPI 1-25			RPI 26-50			RPI 51-100			RPI 101+			Team's RPI: 337
RPI	S	Opponent	Score	RPI	S	Opponent	Score	RPI	S	Opponent	Score	
						55 A Vanderbilt	66 88	115 A Auburn		53 62		
						57 A Troy	64 94	197 H Jacksonville		40 55		
								251 N Northern Ky.		63 66		
								285 N Oakland		55 61		
								292 A Alabama St.		63 68		
								321 H Lipscomb		65 63		
								346 H Florida A&M		72 67		
LAST 10 Division I												
251 N		Northern Ky.	63 66	115 A		Auburn	53 62					
292 A		Alabama St.	63 68	197 H		Jacksonville	40 55					
57 A		Troy	64 94	285 N		Oakland	55 61					
321 H		Lipscomb	65 63	55 A		Vanderbilt	66 88					
346 H		Florida A&M	72 67									

Non-Div I Games: Clark Atlanta 75 46 Fort Valley St. 87 65

Jacksonville St.

Loss, Non-Conf, S Site, H Home A Away N Neutral

Average RPI Win:	144	WON-LOST	WINNING	LAST 10	STRENGTH OF	OPP. STRENGTH	TEAM	ADJ.	CONF.	ADJ CONF.
Average RPI Loss:	24	RECORD	PCT. RANK	GAMES	SCHEDULE	OF SCHEDULE	RPI	RPI	RPI	RPI
DIV. I ONLY	9- 2	43	8-2	129	20	36	36	16	16	
DIV. I NON-CONF.	9- 2	41	8-2	127	21	33	33	16	16	
TOTALS	RPI 1-25	RPI 26-50	W-L RECORDS	RPI 51-100	RPI 101-150	RPI 150+				
9- 2	0- 1	0- 1	OVERALL	3- 0	3- 0	3- 0				
5- 1	0- 0	0- 1	HOME	1- 0	2- 0	2- 0				
3- 1	0- 1	0- 0	AWAY	1- 0	1- 0	1- 0				
1- 0	0- 0	0- 0	NEUTRAL	1- 0	0- 0	0- 0				
9- 2	0- 1	0- 1	NON-CONFERENCE	3- 0	3- 0	3- 0				
5- 1	0- 0	0- 1	HOME	1- 0	2- 0	2- 0				
3- 1	0- 1	0- 0	AWAY	1- 0	1- 0	1- 0				
1- 0	0- 0	0- 0	NEUTRAL	1- 0	0- 0	0- 0				
0- 0	0- 0	0- 0	CONFERENCE	0- 0	0- 0	0- 0				
0- 0	0- 0	0- 0	HOME	0- 0	0- 0	0- 0				
0- 0	0- 0	0- 0	AWAY	0- 0	0- 0	0- 0				
0- 0	0- 0	0- 0	NEUTRAL	0- 0	0- 0	0- 0				

RPI 1-25				RPI 26-50				Team's RPI: 36				RPI 51-100				RPI 101+			
RPI	S	Opponent	Score	RPI	S	Opponent	Score	RPI	S	Opponent	Score	RPI	S	Opponent	Score	RPI	S	Opponent	Score
21	A	Virginia	49 55	27	H	Maryland	68 70	68	H	St. John's (NY)	76 73	108	A	George Washington	69 50				
								70	N	UCF	46 43	112	H	Liberty	76 53				
								85	A	Villanova	56 52	150	H	Robert Morris	59 32				
												221	H	Delaware St.	83 64				
												239	A	Georgetown	66 59				
												242	H	Longwood	93 53				
LAST 10 Division I																			
21	A	Virginia	49 55	150	H	Robert Morris	59 32												
112	H	Liberty	76 53	108	A	George Washington	69 50												
239	A	Georgetown	66 59	221	H	Delaware St.	83 64												
68	H	St. John's (NY)	76 73	70	N	UCF	46 43												
27	H	Maryland	68 70	85	A	Villanova	56 52												

Non-Div I Games:

James Madison

Average RPI Win: 201		WON-LOST	WINNING	LAST 10	STRENGTH OF	OPP. STRENGTH	TEAM	ADJ.	CONF.	ADJ CONF.
Average RPI Loss: 0		RECORD	PCT. RANK	GAMES	SCHEDULE	OF SCHEDULE	RPI	RPI	RPI	RPI
DIV. I ONLY		10- 0	1	10-0	269	134	44	44	5	5
DIV. I NON-CONF.		10- 0	1	10-0	270	139	43	43	5	5
TOTALS		RPI 1-25	RPI 26-50		W-L RECORDS		RPI 51-100	RPI 101-150	RPI 150+	
10- 0	0- 0	1- 0		OVERALL		0- 0	1- 0		8- 0	
7- 0	0- 0	0- 0		HOME		0- 0	1- 0		6- 0	
2- 0	0- 0	1- 0		AWAY		0- 0	0- 0		1- 0	
1- 0	0- 0	0- 0		NEUTRAL		0- 0	0- 0		1- 0	
10- 0	0- 0	1- 0		NON-CONFERENCE		0- 0	1- 0		8- 0	
7- 0	0- 0	0- 0		HOME		0- 0	1- 0		6- 0	
2- 0	0- 0	1- 0		AWAY		0- 0	0- 0		1- 0	
1- 0	0- 0	0- 0		NEUTRAL		0- 0	0- 0		1- 0	
0- 0	0- 0	0- 0		CONFERENCE		0- 0	0- 0		0- 0	
0- 0	0- 0	0- 0		HOME		0- 0	0- 0		0- 0	
0- 0	0- 0	0- 0		AWAY		0- 0	0- 0		0- 0	
0- 0	0- 0	0- 0		NEUTRAL		0- 0	0- 0		0- 0	

RPI 1-25				RPI 26-50		Team's RPI: 44		RPI 51-100				RPI 101+			
RPI	S	Opponent	Score	RPI	S	Opponent	Score	RPI	S	Opponent	Score	RPI	S	Opponent	Score
				48	A	Saint Louis	68 60					120	H	Saint Mary's (CA)	86 81
												167	H	Texas St.	68 48
												174	H	Florida	76 66
												182	A	Fla. Atlantic	90 60
												191	N	Wright St.	74 63
												248	H	UMass Lowell	79 44
												275	H	Omaha	63 48
												288	H	Indiana St.	84 72
												318	H	UIC	91 50
LAST 10 Division I															
				191	N	Wright St.	74 63	48	A	Saint Louis	68 60				
				167	H	Texas St.	68 48	120	H	Saint Mary's (CA)	86 81				
				248	H	UMass Lowell	79 44	174	H	Florida	76 66				
				275	H	Omaha	63 48	182	A	Fla. Atlantic	90 60				
				318	H	UIC	91 50	288	H	Indiana St.	84 72				

Non-Div I Games:

Kansas

■ Loss, ■ Non-Conf, S Site, H Home A Away N Neutral

Average RPI Win:	289	WON-LOST	WINNING	LAST 10	STRENGTH OF	OPP. STRENGTH	TEAM	ADJ.	CONF.	ADJ CONF.
Average RPI Loss:	84	RECORD	PCT. RANK	GAMES	SCHEDULE	OF SCHEDULE	RPI	RPI	RPI	RPI
DIV. I ONLY	6- 5	147	5-5	279	207	228	228	5	5	
DIV. I NON-CONF.	6- 5	149	5-5	280	207	229	229	5	5	
TOTALS	RPI 1-25	RPI 26-50	W-L RECORDS	RPI 51-100	RPI 101-150	RPI 150+				
6- 5	0- 1	0- 1	OVERALL	0- 1	0- 2	6- 0				
5- 1	0- 0	0- 0	HOME	0- 1	0- 0	5- 0				
1- 2	0- 1	0- 1	AWAY	0- 0	0- 0	1- 0				
0- 2	0- 0	0- 0	NEUTRAL	0- 0	0- 2	0- 0				
6- 5	0- 1	0- 1	NON-CONFERENCE	0- 1	0- 2	6- 0				
5- 1	0- 0	0- 0	HOME	0- 1	0- 0	5- 0				
1- 2	0- 1	0- 1	AWAY	0- 0	0- 0	1- 0				
0- 2	0- 0	0- 0	NEUTRAL	0- 0	0- 2	0- 0				
0- 0	0- 0	0- 0	CONFERENCE	0- 0	0- 0	0- 0				
0- 0	0- 0	0- 0	HOME	0- 0	0- 0	0- 0				
0- 0	0- 0	0- 0	AWAY	0- 0	0- 0	0- 0				
0- 0	0- 0	0- 0	NEUTRAL	0- 0	0- 0	0- 0				

RPI 1-25				RPI 26-50				RPI 51-100				RPI 101+ Team's RPI: 228			
RPI	S	Opponent	Score	RPI	S	Opponent	Score	RPI	S	Opponent	Score	RPI	S	Opponent	Score
22	A	Oregon	51 89	43	A	Arkansas	72 81	88	H	UT Arlington	53 57	122	N	Michigan St.	60 65
												143	N	Memphis	68 72
												213	H	Oral Roberts	109 69
												236	A	UMKC	74 67
												275	H	Omaha	73 48
												318	H	UIC	84 40
												342	H	UTRGV	79 66
												351	H	Incarnate Word	85 41
LAST 10 Division I															
351	H	Incarnate Word	85 41	342	H	UTRGV	79 66	22	A	Oregon	51 89				
122	N	Michigan St.	60 65	236	A	UMKC	74 67	43	A	Arkansas	72 81				
143	N	Memphis	68 72	318	H	UIC	84 40								
88	H	UT Arlington	53 57												
213	H	Oral Roberts	109 69												

Non-Div I Games:

Kansas St.

■ Loss,
■ Non-Conf, S Site,
■ Home
■ Away
N Neutral

Kennesaw St.

Through Games Of Dec. 29, 2019

Average RPI Win:	266	WON-LOST	WINNING	LAST 10	STRENGTH OF	OPP. STRENGTH	TEAM	ADJ.	CONF.	ADJ CONF.
Average RPI Loss:	131	RECORD	PCT. RANK	GAMES	SCHEDULE	OF SCHEDULE	RPI	RPI	RPI	RPI
DIV. I ONLY	5- 5	165	5-5	258	214	184	184	14	14	
DIV. I NON-CONF.	5- 5	167	5-5	260	215	182	182	14	14	
TOTALS	RPI 1-25	RPI 26-50	W-L RECORDS	RPI 51-100	RPI 101-150	RPI 150+				
5- 5	0- 1	0- 0	OVERALL	0- 2	0- 0	5- 2				
2- 1	0- 1	0- 0	HOME	0- 0	0- 0	2- 0				
2- 4	0- 0	0- 0	AWAY	0- 2	0- 0	2- 2				
1- 0	0- 0	0- 0	NEUTRAL	0- 0	0- 0	1- 0				
5- 5	0- 1	0- 0	NON-CONFERENCE	0- 2	0- 0	5- 2				
2- 1	0- 1	0- 0	HOME	0- 0	0- 0	2- 0				
2- 4	0- 0	0- 0	AWAY	0- 2	0- 0	2- 2				
1- 0	0- 0	0- 0	NEUTRAL	0- 0	0- 0	1- 0				
0- 0	0- 0	0- 0	CONFERENCE	0- 0	0- 0	0- 0				
0- 0	0- 0	0- 0	HOME	0- 0	0- 0	0- 0				
0- 0	0- 0	0- 0	AWAY	0- 0	0- 0	0- 0				
0- 0	0- 0	0- 0	NEUTRAL	0- 0	0- 0	0- 0				

RPI 1-25				RPI 26-50				RPI 51-100				RPI 101+ Team's RPI: 184			
RPI	S	Opponent	Score	RPI	S	Opponent	Score	RPI	S	Opponent	Score	RPI	S	Opponent	Score
24	H	Georgia Tech	47 63					53	A	Georgia	65 80	155	H	Samford	60 55
								95	A	Duquesne	72 75	222	A	Campbell	51 63
												262	A	Navy	62 82
												266	A	Ga. Southern	95 69
												280	A	UNCW	58 56
												312	N	UMBC	59 44
												315	H	Mercer	92 64
LAST 10 Division I															
222	A	Campbell	51 63	95	A	Duquesne	72 75	24	H	Georgia Tech	47 63				
280	A	UNCW	58 56	312	N	UMBC	59 44	262	A	Navy	62 82				
266	A	Ga. Southern	95 69	262	A	Navy	62 82	53	A	Georgia	65 80				
315	H	Mercer	92 64												
155	H	Samford	60 55												

Non-Div I Games:

Kennesaw St.

Loss, Non-Conf, S Site, H Home A Away N Neutral

Average RPI Win:	210	WON-LOST	WINNING	LAST 10	STRENGTH OF	OPP. STRENGTH	TEAM	ADJ.	CONF.	ADJ CONF.
Average RPI Loss:	37	RECORD	PCT. RANK	GAMES	SCHEDULE	OF SCHEDULE	RPI	RPI	RPI	RPI
DIV. I ONLY	6- 4	116	6-4	86	113	78	78	10	10	
DIV. I NON-CONF.	6- 4	120	6-4	87	109	81	81	10	10	
TOTALS	RPI 1-25	RPI 26-50	W-L RECORDS	RPI 51-100	RPI 101-150	RPI 150+				
6- 4	0- 1	0- 2	OVERALL	1- 1	2- 0	3- 0				
2- 1	0- 0	0- 1	HOME	0- 0	1- 0	1- 0				
2- 1	0- 1	0- 0	AWAY	1- 0	1- 0	0- 0				
2- 2	0- 0	0- 1	NEUTRAL	0- 1	0- 0	2- 0				
6- 4	0- 1	0- 2	NON-CONFERENCE	1- 1	2- 0	3- 0				
2- 1	0- 0	0- 1	HOME	0- 0	1- 0	1- 0				
2- 1	0- 1	0- 0	AWAY	1- 0	1- 0	0- 0				
2- 2	0- 0	0- 1	NEUTRAL	0- 1	0- 0	2- 0				
0- 0	0- 0	0- 0	CONFERENCE	0- 0	0- 0	0- 0				
0- 0	0- 0	0- 0	HOME	0- 0	0- 0	0- 0				
0- 0	0- 0	0- 0	AWAY	0- 0	0- 0	0- 0				
0- 0	0- 0	0- 0	NEUTRAL	0- 0	0- 0	0- 0				

RPI 1-25				RPI 26-50				RPI 51-100				RPI 101+			
RPI	S	Opponent	Score	RPI	S	Opponent	Score	RPI	S	Opponent	Score	RPI	S	Opponent	Score
13	A	Purdue	64 77	29	H	Ohio St.	65 75	57	N	Troy	64 71	141	A	Youngstown St.	82 73
				49	N	Michigan	53 88	95	A	Duquesne	77 75	150	H	Robert Morris	82 81
												266	N	Ga. Southern	62 48
												281	H	St. Bonaventure	81 58
												325	N	Purdue Fort Wayne	75 67
LAST 10 Division I															
150	H	Robert Morris	82 81	57	N	Troy	64 71	266	N	Ga. Southern	62 48	13	A	Purdue	64 77
29	H	Ohio St.	65 75	281	H	St. Bonaventure	81 58	95	A	Duquesne	77 75				
325	N	Purdue Fort Wayne	75 67												
49	N	Michigan	53 88												
141	A	Youngstown St.	82 73												

Non-Div I Games:

Kent St.

Kentucky

Through Games Of Dec. 29, 2019

Average RPI Win:	158	WON-LOST	WINNING	LAST 10	STRENGTH OF	OPP. STRENGTH	TEAM	ADJ.	CONF.	ADJ CONF.
Average RPI Loss:	3	RECORD	PCT. RANK	GAMES	SCHEDULE	OF SCHEDULE	RPI	RPI	RPI	RPI
DIV. I ONLY	11- 1	16	9-1	121	31	26	26	4	4	
DIV. I NON-CONF.	11- 1	14	9-1	115	28	25	25	4	4	
TOTALS	RPI 1-25	RPI 26-50	W-L RECORDS	RPI 51-100	RPI 101-150	RPI 150+				
11- 1	1- 1	0- 0	OVERALL	4- 0	0- 0	6- 0				
8- 1	0- 1	0- 0	HOME	2- 0	0- 0	6- 0				
3- 0	1- 0	0- 0	AWAY	2- 0	0- 0	0- 0				
0- 0	0- 0	0- 0	NEUTRAL	0- 0	0- 0	0- 0				
11- 1	1- 1	0- 0	NON-CONFERENCE	4- 0	0- 0	6- 0				
8- 1	0- 1	0- 0	HOME	2- 0	0- 0	6- 0				
3- 0	1- 0	0- 0	AWAY	2- 0	0- 0	0- 0				
0- 0	0- 0	0- 0	NEUTRAL	0- 0	0- 0	0- 0				
0- 0	0- 0	0- 0	CONFERENCE	0- 0	0- 0	0- 0				
0- 0	0- 0	0- 0	HOME	0- 0	0- 0	0- 0				
0- 0	0- 0	0- 0	AWAY	0- 0	0- 0	0- 0				
0- 0	0- 0	0- 0	NEUTRAL	0- 0	0- 0	0- 0				

RPI 1-25				RPI 26-50		Team's RPI: 26		RPI 51-100				RPI 101+			
RPI	S	Opponent	Score	RPI	S	Opponent	Score	RPI	S	Opponent	Score	RPI	S	Opponent	Score
3	H	Louisville	66 67					54	A	Middle Tenn.	67 52	155	H	Samford	79 49
21	A	Virginia	50 47					56	H	Austin Peay	81 52	219	H	Stetson	67 48
								58	H	Charlotte	86 39	225	H	Mt. St. Mary's	67 44
								59	A	California	63 61	294	H	Grambling	81 35
												295	H	Winthrop	91 36
												305	H	Morehead St.	79 54
LAST 10 Division I															
				58	H	Charlotte	86 39	59	A	California	63 61				
				56	H	Austin Peay	81 52	3	H	Louisville	66 67				
				294	H	Grambling	81 35	295	H	Winthrop	91 36				
				305	H	Morehead St.	79 54	155	H	Samford	79 49				
				21	A	Virginia	50 47	219	H	Stetson	67 48				

Non-Div I Games:

Kentucky

■ Loss,
 ■ Non-Conf, S Site,
 ■ Home
 ■ Away
 N Neutral

Average RPI Win: 324		WON-LOST	WINNING	LAST 10	STRENGTH OF	OPP. STRENGTH	TEAM	ADJ.	CONF.	ADJ CONF.
Average RPI Loss: 241		RECORD	PCT. RANK	GAMES	SCHEDULE	OF SCHEDULE	RPI	RPI	RPI	RPI
DIV. I ONLY		1- 10	329	1-9	288	348	345	345	30	30
DIV. I NON-CONF.		1- 10	329	1-9	290	348	345	345	30	30
TOTALS	RPI 1-25	RPI 26-50		W-L RECORDS		RPI 51-100	RPI 101-150	RPI 150+		
1- 10	0- 0	0- 0		OVERALL		0- 1	0- 0	1- 9		
1- 6	0- 0	0- 0		HOME		0- 1	0- 0	1- 5		
0- 4	0- 0	0- 0		AWAY		0- 0	0- 0	0- 4		
0- 0	0- 0	0- 0		NEUTRAL		0- 0	0- 0	0- 0		
1- 10	0- 0	0- 0		NON-CONFERENCE		0- 1	0- 0	1- 9		
1- 6	0- 0	0- 0		HOME		0- 1	0- 0	1- 5		
0- 4	0- 0	0- 0		AWAY		0- 0	0- 0	0- 4		
0- 0	0- 0	0- 0		NEUTRAL		0- 0	0- 0	0- 0		
0- 0	0- 0	0- 0		CONFERENCE		0- 0	0- 0	0- 0		
0- 0	0- 0	0- 0		HOME		0- 0	0- 0	0- 0		
0- 0	0- 0	0- 0		AWAY		0- 0	0- 0	0- 0		
0- 0	0- 0	0- 0		NEUTRAL		0- 0	0- 0	0- 0		

RPI 1-25				RPI 26-50				RPI 51-100				RPI 101+				Team's RPI: 345	
RPI	S	Opponent	Score	RPI	S	Opponent	Score	RPI	S	Opponent	Score	RPI	S	Opponent	Score		
								90	H	Stony Brook	49	80	154	H	Cleveland St.	49	79
													175	A	Rhode Island	56	79
													248	A	UMass Lowell	56	65
													265	H	Vermont	62	73
													271	H	Fairfield	51	53
													273	A	Army West Point	60	67
													278	A	Lafayette	60	65
													316	H	N.C. Central	59	61
													324	H	Hofstra	85	46
													339	H	Saint Peter's	74	89
LAST 10 Division I																	
				324	H	Hofstra	85	46	316	H	N.C. Central	59	61				
				90	H	Stony Brook	49	80	265	H	Vermont	62	73				
				278	A	Lafayette	60	65	248	A	UMass Lowell	56	65				
				154	H	Cleveland St.	49	79	273	A	Army West Point	60	67				
				271	H	Fairfield	51	53	175	A	Rhode Island	56	79				

Non-Div I Games:

LIU Brooklyn

Loss, Non-Conf, S Site, H Home A Away N Neutral

Average RPI Win:	184	WON-LOST	WINNING	LAST 10	STRENGTH OF	OPP. STRENGTH	TEAM	ADJ.	CONF.	ADJ CONF.
Average RPI Loss:	145	RECORD	PCT. RANK	GAMES	SCHEDULE	OF SCHEDULE	RPI	RPI	RPI	RPI
DIV. I ONLY	3- 10	280	2-8	181	129	268	268	11	11	
DIV. I NON-CONF.	3- 9	276	2-7	176	138	258	258	11	11	
TOTALS	RPI 1-25	RPI 26-50	W-L RECORDS	RPI 51-100	RPI 101-150	RPI 150+				
3- 10	0- 1	0- 1	OVERALL	0- 2	1- 1	2- 5				
1- 5	0- 0	0- 1	HOME	0- 0	1- 1	0- 3				
2- 3	0- 1	0- 0	AWAY	0- 0	0- 0	2- 2				
0- 2	0- 0	0- 0	NEUTRAL	0- 2	0- 0	0- 0				
3- 9	0- 1	0- 1	NON-CONFERENCE	0- 2	1- 0	2- 5				
1- 4	0- 0	0- 1	HOME	0- 0	1- 0	0- 3				
2- 3	0- 1	0- 0	AWAY	0- 0	0- 0	2- 2				
0- 2	0- 0	0- 0	NEUTRAL	0- 2	0- 0	0- 0				
0- 1	0- 0	0- 0	CONFERENCE	0- 0	0- 1	0- 0				
0- 1	0- 0	0- 0	HOME	0- 0	0- 1	0- 0				
0- 0	0- 0	0- 0	AWAY	0- 0	0- 0	0- 0				
0- 0	0- 0	0- 0	NEUTRAL	0- 0	0- 0	0- 0				

RPI 1-25				RPI 26-50				RPI 51-100				RPI 101+ Team's RPI: 268			
RPI	S	Opponent	Score	RPI	S	Opponent	Score	RPI	S	Opponent	Score	RPI	S	Opponent	Score
10	A	UCLA	52 74	41	H	Yale	65 81	75	N	Providence	45 48	113	H	BYU	44 59
								81	N	Ball St.	72 77	146	H	Hawaii	65 51
												169	A	New Mexico	73 72
												205	A	Tulsa	56 75
												208	H	Cal St. Fullerton	74 79
												235	H	CSUN	54 56
												237	A	Long Beach St.	70 57
												239	H	Georgetown	53 64
												241	A	UC Irvine	65 80
LAST 10 Division I															
235	H	CSUN	54 56	113	H	BYU	44 59								
41	H	Yale	65 81	75	N	Providence	45 48								
239	H	Georgetown	53 64	169	A	New Mexico	73 72								
205	A	Tulsa	56 75	81	N	Ball St.	72 77								
237	A	Long Beach St.	70 57	241	A	UC Irvine	65 80								

Non-Div I Games: Cal St. San B'dino 94 46

LMU (CA)

■ Loss,
 ■ Non-Conf, S Site,
 ■ Home
 ■ Away
 N Neutral

Average RPI Win:	171	WON-LOST	WINNING	LAST 10	STRENGTH OF	OPP. STRENGTH	TEAM	ADJ.	CONF.	ADJ CONF.
Average RPI Loss:	24	RECORD	PCT. RANK	GAMES	SCHEDULE	OF SCHEDULE	RPI	RPI	RPI	RPI
DIV. I ONLY	10- 2	35	9-1	155	24	42	42	4	4	
DIV. I NON-CONF.	10- 2	32	9-1	154	24	41	41	4	4	
TOTALS	RPI 1-25	RPI 26-50	W-L RECORDS	RPI 51-100	RPI 101-150	RPI 150+				
10- 2	0- 1	2- 1	OVERALL	0- 0	2- 0	6- 0				
5- 1	0- 1	1- 0	HOME	0- 0	0- 0	4- 0				
3- 1	0- 0	1- 1	AWAY	0- 0	0- 0	2- 0				
2- 0	0- 0	0- 0	NEUTRAL	0- 0	2- 0	0- 0				
10- 2	0- 1	2- 1	NON-CONFERENCE	0- 0	2- 0	6- 0				
5- 1	0- 1	1- 0	HOME	0- 0	0- 0	4- 0				
3- 1	0- 0	1- 1	AWAY	0- 0	0- 0	2- 0				
2- 0	0- 0	0- 0	NEUTRAL	0- 0	2- 0	0- 0				
0- 0	0- 0	0- 0	CONFERENCE	0- 0	0- 0	0- 0				
0- 0	0- 0	0- 0	HOME	0- 0	0- 0	0- 0				
0- 0	0- 0	0- 0	AWAY	0- 0	0- 0	0- 0				
0- 0	0- 0	0- 0	NEUTRAL	0- 0	0- 0	0- 0				

RPI 1-25				RPI 26-50				Team's RPI: 42		RPI 51-100				RPI 101+			
RPI	S	Opponent	Score	RPI	S	Opponent	Score			RPI	S	Opponent	Score	RPI	S	Opponent	Score
8	H	Florida St.	62 70	30	A	FGCU	74 63							122	N	Michigan St.	58 56
				32	H	Rutgers	64 58							143	N	Memphis	89 58
				40	A	Oklahoma	68 90							168	H	New Orleans	83 49
														176	A	Tulane	59 54
														201	A	Little Rock	65 50
														226	H	Southeastern La.	62 52
														269	H	Nicholls St.	63 32
														346	H	Florida A&M	73 45
LAST 10 Division I																	
				143	N	Memphis	89 58			346	H	Florida A&M	73 45				
				122	N	Michigan St.	58 56			30	A	FGCU	74 63				
				32	H	Rutgers	64 58			40	A	Oklahoma	68 90				
				226	H	Southeastern La.	62 52			269	H	Nicholls St.	63 32				
				176	A	Tulane	59 54			201	A	Little Rock	65 50				

Non-Div I Games:

LSU

■ Loss,
 ■ Non-Conf, S Site,
 ■ Home
 ■ Away
 N Neutral

Average RPI Win: 225		WON-LOST	WINNING	LAST 10	STRENGTH OF	OPP. STRENGTH	TEAM	ADJ.	CONF.	ADJ CONF.
Average RPI Loss: 127		RECORD	PCT. RANK	GAMES	SCHEDULE	OF SCHEDULE	RPI	RPI	RPI	RPI
DIV. I ONLY		6- 6	165	5-5	157	266	165	165	12	12
DIV. I NON-CONF.		6- 6	167	5-5	156	265	166	166	12	12
TOTALS		RPI 1-25	RPI 26-50	W-L RECORDS	RPI 51-100	RPI 101-150	RPI 150+			
6- 6	0- 0		0- 0	OVERALL	0- 3	1- 2	5- 1			
2- 3	0- 0		0- 0	HOME	0- 2	1- 1	1- 0			
3- 3	0- 0		0- 0	AWAY	0- 1	0- 1	3- 1			
1- 0	0- 0		0- 0	NEUTRAL	0- 0	0- 0	1- 0			
6- 6	0- 0		0- 0	NON-CONFERENCE	0- 3	1- 2	5- 1			
2- 3	0- 0		0- 0	HOME	0- 2	1- 1	1- 0			
3- 3	0- 0		0- 0	AWAY	0- 1	0- 1	3- 1			
1- 0	0- 0		0- 0	NEUTRAL	0- 0	0- 0	1- 0			
0- 0	0- 0		0- 0	CONFERENCE	0- 0	0- 0	0- 0			
0- 0	0- 0		0- 0	HOME	0- 0	0- 0	0- 0			
0- 0	0- 0		0- 0	AWAY	0- 0	0- 0	0- 0			
0- 0	0- 0		0- 0	NEUTRAL	0- 0	0- 0	0- 0			

RPI 1-25				RPI 26-50				RPI 51-100				RPI 101+				Team's RPI: 165	
RPI	S	Opponent	Score	RPI	S	Opponent	Score	RPI	S	Opponent	Score	RPI	S	Opponent	Score		
								66	A	Drexel	31	69	109	A	Rider	43	70
								85	H	Villanova	69	77	121	H	Harvard	75	69
								91	H	Penn	49	65	150	H	Robert Morris	68	71
													173	A	Howard	78	62
													198	A	Norfolk St.	55	52
													214	A	Penn St.	69	67
													262	A	Navy	46	61
													312	N	UMBC	74	58
													331	H	Coppin St.	79	46
LAST 10 Division I																	
				262	A	Navy	46	61	85	H	Villanova	69	77				
				312	N	UMBC	74	58	66	A	Drexel	31	69				
				331	H	Coppin St.	79	46	109	A	Rider	43	70				
				198	A	Norfolk St.	55	52	91	H	Penn	49	65				
				214	A	Penn St.	69	67	121	H	Harvard	75	69				

Non-Div I Games:

La Salle

Loss, Non-Conf, S Site, H Home A Away N Neutral

Average RPI Win:	338	WON-LOST	WINNING	LAST 10	STRENGTH OF	OPP. STRENGTH	TEAM	ADJ.	CONF.	ADJ CONF.
Average RPI Loss:	240	RECORD	PCT. RANK	GAMES	SCHEDULE	OF SCHEDULE	RPI	RPI	RPI	RPI
DIV. I ONLY	2- 9	306	2-8	341	317	349	349	21	21	
DIV. I NON-CONF.	2- 9	305	2-8	344	318	349	349	21	21	
TOTALS	RPI 1-25	RPI 26-50	W-L RECORDS	RPI 51-100	RPI 101-150	RPI 150+				
2- 9	0- 0	0- 0	OVERALL	0- 0	0- 0	2- 9				
2- 3	0- 0	0- 0	HOME	0- 0	0- 0	2- 3				
0- 6	0- 0	0- 0	AWAY	0- 0	0- 0	0- 6				
0- 0	0- 0	0- 0	NEUTRAL	0- 0	0- 0	0- 0				
2- 9	0- 0	0- 0	NON-CONFERENCE	0- 0	0- 0	2- 9				
2- 3	0- 0	0- 0	HOME	0- 0	0- 0	2- 3				
0- 6	0- 0	0- 0	AWAY	0- 0	0- 0	0- 6				
0- 0	0- 0	0- 0	NEUTRAL	0- 0	0- 0	0- 0				
0- 0	0- 0	0- 0	CONFERENCE	0- 0	0- 0	0- 0				
0- 0	0- 0	0- 0	HOME	0- 0	0- 0	0- 0				
0- 0	0- 0	0- 0	AWAY	0- 0	0- 0	0- 0				
0- 0	0- 0	0- 0	NEUTRAL	0- 0	0- 0	0- 0				

RPI 1-25				RPI 26-50				RPI 51-100				RPI 101+				Team's RPI: 349	
RPI	S	Opponent	Score	RPI	S	Opponent	Score	RPI	S	Opponent	Score	RPI	S	Opponent	Score		
												183	A	Texas Tech	38	83	
												193	H	Southern Miss.	42	57	
												204	A	North Texas	51	63	
												226	H	Southeastern La.	52	65	
												230	A	Tennessee Tech	68	75	
												257	H	Houston Baptist	65	72	
												269	A	Nicholls St.	59	74	
												293	A	Ole Miss	42	66	
												302	A	McNeese	69	72	
												332	H	Northwestern St.	63	54	
												344	H	Mississippi Val.	74	66	
LAST 10 Division I																	
				257	H	Houston Baptist	65	72	344	H	Mississippi Val.	74	66				
				302	A	McNeese	69	72	183	A	Texas Tech	38	83				
				226	H	Southeastern La.	52	65	204	A	North Texas	51	63				
				332	H	Northwestern St.	63	54	269	A	Nicholls St.	59	74				
				193	H	Southern Miss.	42	57	230	A	Tennessee Tech	68	75				

Non-Div I Games:

La.-Monroe

■ Loss,
 ■ Non-Conf, S Site,
 ■ Home
 ■ Away
 N Neutral

Lafayette

Through Games Of Dec. 29, 2019

Average RPI Win:	307	WON-LOST	WINNING	LAST 10	STRENGTH OF	OPP. STRENGTH	TEAM	ADJ.	CONF.	ADJ CONF.
Average RPI Loss:	139	RECORD	PCT. RANK	GAMES	SCHEDULE	OF SCHEDULE	RPI	RPI	RPI	RPI
DIV. I ONLY	4- 6	213	4-6	260	318	278	278	13	13	
DIV. I NON-CONF.	4- 6	213	4-6	262	319	281	281	13	13	
TOTALS	RPI 1-25	RPI 26-50	W-L RECORDS	RPI 51-100	RPI 101-150	RPI 150+				
4- 6	0- 0	0- 0	OVERALL	0- 3	0- 1	4- 2				
3- 2	0- 0	0- 0	HOME	0- 1	0- 0	3- 1				
1- 4	0- 0	0- 0	AWAY	0- 2	0- 1	1- 1				
0- 0	0- 0	0- 0	NEUTRAL	0- 0	0- 0	0- 0				
4- 6	0- 0	0- 0	NON-CONFERENCE	0- 3	0- 1	4- 2				
3- 2	0- 0	0- 0	HOME	0- 1	0- 0	3- 1				
1- 4	0- 0	0- 0	AWAY	0- 2	0- 1	1- 1				
0- 0	0- 0	0- 0	NEUTRAL	0- 0	0- 0	0- 0				
0- 0	0- 0	0- 0	CONFERENCE	0- 0	0- 0	0- 0				
0- 0	0- 0	0- 0	HOME	0- 0	0- 0	0- 0				
0- 0	0- 0	0- 0	AWAY	0- 0	0- 0	0- 0				
0- 0	0- 0	0- 0	NEUTRAL	0- 0	0- 0	0- 0				

RPI 1-25				RPI 26-50				RPI 51-100				RPI 101+				Team's RPI: 278	
RPI	S	Opponent	Score	RPI	S	Opponent	Score	RPI	S	Opponent	Score	RPI	S	Opponent	Score		
								51	A	Seton Hall	50	74	107	A	Binghamton	64	74
								68	A	St. John's (NY)	44	76	199	A	Monmouth	44	52
								95	H	Duquesne	65	73	215	H	Manhattan	60	53
													312	H	UMBC	58	65
													330	A	Albany (NY)	54	47
													336	H	Fairleigh Dickinson	61	29
													345	H	LIU Brooklyn	65	60
LAST 10 Division I																	
330	A	Albany (NY)	54	47	312	H	UMBC	58	65								
345	H	LIU Brooklyn	65	60	51	A	Seton Hall	50	74								
95	H	Duquesne	65	73	199	A	Monmouth	44	52								
68	A	St. John's (NY)	44	76	215	H	Manhattan	60	53								
107	A	Binghamton	64	74	336	H	Fairleigh Dickinson	61	29								

Non-Div I Games:

Lafayette

■ Loss,
 ■ Non-Conf,
 ■ S Site,
 ■ H Home
 ■ A Away
 N Neutral

Average RPI Win:	237	WON-LOST	WINNING	LAST 10	STRENGTH OF	OPP. STRENGTH	TEAM	ADJ.	CONF.	ADJ CONF.
Average RPI Loss:	124	RECORD	PCT. RANK	GAMES	SCHEDULE	OF SCHEDULE	RPI	RPI	RPI	RPI
DIV. I ONLY	4- 5	205	4-5	106	250	151	151	26	26	
DIV. I NON-CONF.	2- 5	262	2-5	26	246	160	160	24	24	
TOTALS	RPI 1-25	RPI 26-50	W-L RECORDS	RPI 51-100	RPI 101-150	RPI 150+				
4- 5	0- 1	0- 1	OVERALL	0- 1	1- 0	3- 2				
2- 1	0- 0	0- 0	HOME	0- 0	0- 0	2- 1				
1- 4	0- 1	0- 1	AWAY	0- 1	0- 0	1- 1				
1- 0	0- 0	0- 0	NEUTRAL	0- 0	1- 0	0- 0				
2- 5	0- 1	0- 1	NON-CONFERENCE	0- 1	1- 0	1- 2				
1- 1	0- 0	0- 0	HOME	0- 0	0- 0	1- 1				
0- 4	0- 1	0- 1	AWAY	0- 1	0- 0	0- 1				
1- 0	0- 0	0- 0	NEUTRAL	0- 0	1- 0	0- 0				
2- 0	0- 0	0- 0	CONFERENCE	0- 0	0- 0	2- 0				
1- 0	0- 0	0- 0	HOME	0- 0	0- 0	1- 0				
1- 0	0- 0	0- 0	AWAY	0- 0	0- 0	1- 0				
0- 0	0- 0	0- 0	NEUTRAL	0- 0	0- 0	0- 0				

RPI 1-25				RPI 26-50				RPI 51-100				RPI 101+ Team's RPI: 151			
RPI	S	Opponent	Score	RPI	S	Opponent	Score	RPI	S	Opponent	Score	RPI	S	Opponent	Score
20	A	NC State	40 81	37	A	Baylor	28 90	52	A	Oklahoma St.	53 74	110	N	Idaho	47 44
												187	H	Louisiana	63 74
												226	A	Southeastern La.	65 57
												279	H	Denver	71 59
												323	A	Cal Poly	56 57
												332	H	Northwestern St.	61 58
LAST 10 Division I															
		110 N Idaho	47 44			332 H Northwestern St.	61 58								
		187 H Louisiana	63 74			226 A Southeastern La.	65 57								
		37 A Baylor	28 90			279 H Denver	71 59								
		20 A NC State	40 81			323 A Cal Poly	56 57								
		52 A Oklahoma St.	53 74												

Non-Div I Games: Howard Payne 96 36 LeTourneau 90 38

Lamar University

Loss, Non-Conf, S Site, H Home A Away N Neutral

Average RPI Win:	200	WON-LOST	WINNING	LAST 10	STRENGTH OF	OPP. STRENGTH	TEAM	ADJ.	CONF.	ADJ CONF.
Average RPI Loss:	87	RECORD	PCT. RANK	GAMES	SCHEDULE	OF SCHEDULE	RPI	RPI	RPI	RPI
DIV. I ONLY	7- 3	76	7-3	168	175	77	77	13	13	
DIV. I NON-CONF.	7- 3	79	7-3	169	176	78	78	13	13	
TOTALS	RPI 1-25	RPI 26-50	W-L RECORDS	RPI 51-100	RPI 101-150	RPI 150+				
7- 3	0- 0	0- 1	OVERALL	1- 1	2- 1	4- 0				
3- 0	0- 0	0- 0	HOME	1- 0	1- 0	1- 0				
4- 1	0- 0	0- 1	AWAY	0- 0	1- 0	3- 0				
0- 2	0- 0	0- 0	NEUTRAL	0- 1	0- 1	0- 0				
7- 3	0- 0	0- 1	NON-CONFERENCE	1- 1	2- 1	4- 0				
3- 0	0- 0	0- 0	HOME	1- 0	1- 0	1- 0				
4- 1	0- 0	0- 1	AWAY	0- 0	1- 0	3- 0				
0- 2	0- 0	0- 0	NEUTRAL	0- 1	0- 1	0- 0				
0- 0	0- 0	0- 0	CONFERENCE	0- 0	0- 0	0- 0				
0- 0	0- 0	0- 0	HOME	0- 0	0- 0	0- 0				
0- 0	0- 0	0- 0	AWAY	0- 0	0- 0	0- 0				
0- 0	0- 0	0- 0	NEUTRAL	0- 0	0- 0	0- 0				

RPI 1-25			RPI 26-50			RPI 51-100			Team's RPI: 77	RPI 101+		
RPI	S	Opponent	Score	RPI	S	Opponent	Score	RPI	S	Opponent	Score	RPI
				35	A	Minnesota	49 77	51	H	Seton Hall	75 68	108
								81	N	Ball St.	52 54	H
												George Washington
												Merrimack
												Fordham
												Delaware St.
												Mt. St. Mary's
												Central Conn. St.
												Saint Peter's
LAST 10 Division I												
				51	H	Seton Hall	75 68	339	A	Saint Peter's	80 71	
				328	H	Central Conn. St.	70 51	35	A	Minnesota	49 77	
				108	H	George Washington	59 53	225	A	Mt. St. Mary's	66 65	
				125	A	Merrimack	72 68	145	N	Fordham	57 59	
				221	A	Delaware St.	68 38	81	N	Ball St.	52 54	

Non-Div I Games: Bloomsburg 91 43

Lehigh

■ Loss,
 ■ Non-Conf,
 ■ S Site,
 ■ H Home
 ■ A Away
 N Neutral

Liberty

Through Games Of Dec. 29, 2019

Average RPI Win:	185	WON-LOST	WINNING	LAST 10	STRENGTH OF	OPP. STRENGTH	TEAM	ADJ.	CONF.	ADJ CONF.
Average RPI Loss:	110	RECORD	PCT. RANK	GAMES	SCHEDULE	OF SCHEDULE	RPI	RPI	RPI	RPI
DIV. I ONLY	7- 6	158	6-4	127	110	112	112	14	14	
DIV. I NON-CONF.	7- 6	162	6-4	125	107	111	111	14	14	
TOTALS	RPI 1-25	RPI 26-50	W-L RECORDS	RPI 51-100	RPI 101-150	RPI 150+				
7- 6	0- 1	0- 2	OVERALL	0- 0	2- 1	5- 2				
1- 3	0- 0	0- 0	HOME	0- 0	0- 1	1- 2				
4- 2	0- 0	0- 2	AWAY	0- 0	0- 0	4- 0				
2- 1	0- 1	0- 0	NEUTRAL	0- 0	2- 0	0- 0				
7- 6	0- 1	0- 2	NON-CONFERENCE	0- 0	2- 1	5- 2				
1- 3	0- 0	0- 0	HOME	0- 0	0- 1	1- 2				
4- 2	0- 0	0- 2	AWAY	0- 0	0- 0	4- 0				
2- 1	0- 1	0- 0	NEUTRAL	0- 0	2- 0	0- 0				
0- 0	0- 0	0- 0	CONFERENCE	0- 0	0- 0	0- 0				
0- 0	0- 0	0- 0	HOME	0- 0	0- 0	0- 0				
0- 0	0- 0	0- 0	AWAY	0- 0	0- 0	0- 0				
0- 0	0- 0	0- 0	NEUTRAL	0- 0	0- 0	0- 0				

RPI S	Opponent	Score	RPI S	Opponent	Score	RPI S	Opponent	Score	RPI S	Opponent	Score	Team's RPI: 112
4 N	Oregon St.	55 68	28 A	Virginia Tech	69 73				111 N	Bradley	75 63	
			36 A	James Madison	53 76				119 H	UNC Greensboro	53 58	
									130 N	Miami (OH)	65 53	
									190 A	Hampton	83 59	
									198 A	Norfolk St.	67 48	
									206 A	Saint Francis (PA)	71 52	
									224 H	East Carolina	81 66	
									233 H	Chattanooga	54 71	
									236 A	UMKC	68 44	
									238 H	ETSU	62 63	
LAST 10 Division I												
4 N	Oregon St.	55 68	236 A	UMKC	68 44							
130 N	Miami (OH)	65 53	111 N	Bradley	75 63							
36 A	James Madison	53 76	206 A	Saint Francis (PA)	71 52							
119 H	UNC Greensboro	53 58	190 A	Hampton	83 59							
28 A	Virginia Tech	69 73	224 H	East Carolina	81 66							

Non-Div I Games:

Liberty

Loss, Non-Conf, S Site, H Home A Away N Neutral

Average RPI Win:	289	WON-LOST	WINNING	LAST 10	STRENGTH OF	OPP. STRENGTH	TEAM	ADJ.	CONF.	ADJ CONF.
Average RPI Loss:	161	RECORD	PCT. RANK	GAMES	SCHEDULE	OF SCHEDULE	RPI	RPI	RPI	RPI
DIV. I ONLY	2- 10	315	2-8	253	268	321	321	14	14	
DIV. I NON-CONF.	2- 10	314	2-8	255	267	319	319	14	14	
TOTALS	RPI 1-25	RPI 26-50	W-L RECORDS	RPI 51-100	RPI 101-150	RPI 150+				
2- 10	0- 0	0- 0	OVERALL	0- 3	0- 3	2- 4				
1- 3	0- 0	0- 0	HOME	0- 1	0- 0	1- 2				
1- 5	0- 0	0- 0	AWAY	0- 1	0- 2	1- 2				
0- 2	0- 0	0- 0	NEUTRAL	0- 1	0- 1	0- 0				
2- 10	0- 0	0- 0	NON-CONFERENCE	0- 3	0- 3	2- 4				
1- 3	0- 0	0- 0	HOME	0- 1	0- 0	1- 2				
1- 5	0- 0	0- 0	AWAY	0- 1	0- 2	1- 2				
0- 2	0- 0	0- 0	NEUTRAL	0- 1	0- 1	0- 0				
0- 0	0- 0	0- 0	CONFERENCE	0- 0	0- 0	0- 0				
0- 0	0- 0	0- 0	HOME	0- 0	0- 0	0- 0				
0- 0	0- 0	0- 0	AWAY	0- 0	0- 0	0- 0				
0- 0	0- 0	0- 0	NEUTRAL	0- 0	0- 0	0- 0				

RPI S	Opponent	Score	RPI S	Opponent	Score	RPI S	Opponent	Score	RPI S	Opponent	Score
						54	A Middle Tenn.	49 70	109	N Rider	76 81
						65	N Marist	63 74	124	A Dayton	60 82
						99	H Belmont	68 69	135	A UT Martin	67 83
									192	H Murray St.	57 67
									230	A Tennessee Tech	58 78
									251	H Northern Ky.	71 69
									264	H Eastern Ill.	56 66
									326	A Tennessee St.	74 64
									337	A Jacksonville St.	63 65
LAST 10 Division I											
			264	H Eastern Ill.	56 66	230	A Tennessee Tech	58 78			
			65	N Marist	63 74	135	A UT Martin	67 83			
			109	N Rider	76 81	99	H Belmont	68 69			
			192	H Murray St.	57 67	326	A Tennessee St.	74 64			
			251	H Northern Ky.	71 69	54	A Middle Tenn.	49 70			

Non-Div I Games:

Lipscomb

Little Rock

Through Games Of Dec. 29, 2019

Average RPI Win:	253	WON-LOST	WINNING	LAST 10	STRENGTH OF	OPP. STRENGTH	TEAM	ADJ.	CONF.	ADJ CONF.
Average RPI Loss:	100	RECORD	PCT. RANK	GAMES	SCHEDULE	OF SCHEDULE	RPI	RPI	RPI	RPI
DIV. I ONLY	2- 9	306	2-8	19	221	201	201	21	21	
DIV. I NON-CONF.	2- 9	305	2-8	20	223	200	200	21	21	
TOTALS	RPI 1-25	RPI 26-50	W-L RECORDS	RPI 51-100	RPI 101-150	RPI 150+				
2- 9	0- 2	0- 3	OVERALL	0- 0	0- 1	2- 3				
2- 3	0- 0	0- 1	HOME	0- 0	0- 1	2- 1				
0- 6	0- 2	0- 2	AWAY	0- 0	0- 0	0- 2				
0- 0	0- 0	0- 0	NEUTRAL	0- 0	0- 0	0- 0				
2- 9	0- 2	0- 3	NON-CONFERENCE	0- 0	0- 1	2- 3				
2- 3	0- 0	0- 1	HOME	0- 0	0- 1	2- 1				
0- 6	0- 2	0- 2	AWAY	0- 0	0- 0	0- 2				
0- 0	0- 0	0- 0	NEUTRAL	0- 0	0- 0	0- 0				
0- 0	0- 0	0- 0	CONFERENCE	0- 0	0- 0	0- 0				
0- 0	0- 0	0- 0	HOME	0- 0	0- 0	0- 0				
0- 0	0- 0	0- 0	AWAY	0- 0	0- 0	0- 0				
0- 0	0- 0	0- 0	NEUTRAL	0- 0	0- 0	0- 0				

RPI 1-25				RPI 26-50				RPI 51-100				RPI 101+ Team's RPI: 201			
RPI	S	Opponent	Score	RPI	S	Opponent	Score	RPI	S	Opponent	Score	RPI	S	Opponent	Score
11	A	Texas A&M	35 78	34	A	Western Ky.	58 77					143	H	Memphis	50 68
18	A	Mississippi St.	50 89	42	H	LSU	50 65					182	A	Fla. Atlantic	72 79
				43	A	Arkansas	53 86					205	H	Tulsa	63 51
												211	A	Rice	40 66
												218	H	Louisiana Tech	38 43
												300	H	Central Ark.	63 48
LAST 10 Division I															
				34	A	Western Ky.	58 77	18	A	Mississippi St.	50 89				
				182	A	Fla. Atlantic	72 79	43	A	Arkansas	53 86				
				300	H	Central Ark.	63 48	143	H	Memphis	50 68				
				42	H	LSU	50 65	205	H	Tulsa	63 51				
				211	A	Rice	40 66	218	H	Louisiana Tech	38 43				

Non-Div I Games:

Little Rock

Loss, Non-Conf, S Site, H Home A Away N Neutral

Average RPI Win:	238	WON-LOST	WINNING	LAST 10	STRENGTH OF	OPP. STRENGTH	TEAM	ADJ.	CONF.	ADJ CONF.
Average RPI Loss:	158	RECORD	PCT. RANK	GAMES	SCHEDULE	OF SCHEDULE	RPI	RPI	RPI	RPI
DIV. I ONLY	4- 8	238	4-6	201	200	237	237	25	25	
DIV. I NON-CONF.	4- 8	234	4-6	192	199	239	239	26	26	
TOTALS	RPI 1-25	RPI 26-50	W-L RECORDS	RPI 51-100	RPI 101-150	RPI 150+				
4- 8	0- 2	0- 0	OVERALL	1- 2	0- 0	3- 4				
1- 3	0- 1	0- 0	HOME	0- 0	0- 0	1- 2				
1- 5	0- 1	0- 0	AWAY	1- 2	0- 0	0- 2				
2- 0	0- 0	0- 0	NEUTRAL	0- 0	0- 0	2- 0				
4- 8	0- 2	0- 0	NON-CONFERENCE	1- 2	0- 0	3- 4				
1- 3	0- 1	0- 0	HOME	0- 0	0- 0	1- 2				
1- 5	0- 1	0- 0	AWAY	1- 2	0- 0	0- 2				
2- 0	0- 0	0- 0	NEUTRAL	0- 0	0- 0	2- 0				
0- 0	0- 0	0- 0	CONFERENCE	0- 0	0- 0	0- 0				
0- 0	0- 0	0- 0	HOME	0- 0	0- 0	0- 0				
0- 0	0- 0	0- 0	AWAY	0- 0	0- 0	0- 0				
0- 0	0- 0	0- 0	NEUTRAL	0- 0	0- 0	0- 0				

RPI 1-25				RPI 26-50				RPI 51-100				RPI 101+ Team's RPI: 237			
RPI	S	Opponent	Score	RPI	S	Opponent	Score	RPI	S	Opponent	Score	RPI	S	Opponent	Score
10	A	UCLA	51 86					59	A	California	45 68	214	N	Penn St.	64 56
22	H	Oregon	45 81					82	A	Southern California	40 57	245	H	Utah St.	48 56
								84	A	Santa Clara	54 46	250	A	California Baptist	70 79
												268	H	LMU (CA)	57 70
												313	H	Air Force	74 68
												329	A	Seattle U	54 66
												342	N	UTRGV	69 65
LAST 10 Division I															
84	A	Santa Clara	54 46	82	A	Southern California	40 57								
59	A	California	45 68	342	N	UTRGV	69 65								
214	N	Penn St.	64 56	313	H	Air Force	74 68								
268	H	LMU (CA)	57 70	22	H	Oregon	45 81								
245	H	Utah St.	48 56	329	A	Seattle U	54 66								

Non-Div I Games: Westcliff 94 47

Long Beach St.

■ Loss,
 ■ Non-Conf,
 ■ S Site,
 ■ Home
 ■ A Away
 N Neutral

RPI 1-25				RPI 26-50				RPI 51-100				RPI 101+				Team's RPI: 242	
RPI	S	Opponent	Score	RPI	S	Opponent	Score	RPI	S	Opponent	Score	RPI	S	Opponent	Score		
				36	A	James Madison	53 93					170	H	Gardner-Webb	80 70		
												174	A	Florida	54 71		
												198	A	Norfolk St.	46 49		
												221	H	Delaware St.	78 62		
												224	H	East Carolina	61 64		
												277	H	Brown	86 76		
												280	H	UNCW	59 58		
												287	A	Wofford	76 79		
												301	A	UMES	71 62		
EAST 10 Division I																	
				287	A	Wofford	76 79	170	H	Gardner-Webb	80 70						
				277	H	Brown	86 76	301	A	UMES	71 62						
				280	H	UNCW	59 58	221	H	Delaware St.	78 62						
				174	A	Florida	54 71	198	A	Norfolk St.	46 49						
				36	A	James Madison	53 93	224	H	East Carolina	61 64						

Longwood

Average RPI Win:	228	WON-LOST	WINNING	LAST 10	STRENGTH OF	OPP. STRENGTH	TEAM	ADJ.	CONF.	ADJ CONF.
Average RPI Loss:	154	RECORD	PCT. RANK	GAMES	SCHEDULE	OF SCHEDULE	RPI	RPI	RPI	RPI
DIV. I ONLY	5- 4	136	5-4	308	101	187	187	21	21	
DIV. I NON-CONF.	5- 4	134	5-4	307	101	184	184	21	21	
TOTALS	RPI 1-25	RPI 26-50	W-L RECORDS	RPI 51-100	RPI 101-150	RPI 150+				
5- 4	0- 1	0- 0	OVERALL	0- 0	0- 0	5- 3				
2- 1	0- 1	0- 0	HOME	0- 0	0- 0	2- 0				
3- 3	0- 0	0- 0	AWAY	0- 0	0- 0	3- 3				
0- 0	0- 0	0- 0	NEUTRAL	0- 0	0- 0	0- 0				
5- 4	0- 1	0- 0	NON-CONFERENCE	0- 0	0- 0	5- 3				
2- 1	0- 1	0- 0	HOME	0- 0	0- 0	2- 0				
3- 3	0- 0	0- 0	AWAY	0- 0	0- 0	3- 3				
0- 0	0- 0	0- 0	NEUTRAL	0- 0	0- 0	0- 0				
0- 0	0- 0	0- 0	CONFERENCE	0- 0	0- 0	0- 0				
0- 0	0- 0	0- 0	HOME	0- 0	0- 0	0- 0				
0- 0	0- 0	0- 0	AWAY	0- 0	0- 0	0- 0				
0- 0	0- 0	0- 0	NEUTRAL	0- 0	0- 0	0- 0				

RPI 1-25				RPI 26-50				RPI 51-100				RPI 101+ Team's RPI: 187			
RPI	S	Opponent	Score	RPI	S	Opponent	Score	RPI	S	Opponent	Score	RPI	S	Opponent	Score
18	H	Mississippi St.	48 64									151	A	Lamar University	74 63
												163	A	Sam Houston St.	73 77
												168	A	New Orleans	65 60
												204	A	North Texas	66 69
												226	H	Southeastern La.	60 50
												232	A	Jackson St.	54 65
												293	A	Ole Miss	53 42
												302	H	McNeese	75 55
LAST 10 Division I															
168	A	New Orleans	65 60	232	A	Jackson St.	54 65								
226	H	Southeastern La.	60 50	293	A	Ole Miss	53 42								
302	H	McNeese	75 55	18	H	Mississippi St.	48 64								
163	A	Sam Houston St.	73 77	204	A	North Texas	66 69								
				151	A	Lamar University	74 63								

Non-Div I Games: Loyola (LA) 67 51 Xavier (LA) 62 49

Louisiana

Loss, Non-Conf, S Site, H Home A Away N Neutral

Average RPI Win: 235		WON-LOST	WINNING	LAST 10	STRENGTH OF	OPP. STRENGTH	TEAM	ADJ.	CONF.	ADJ CONF.
Average RPI Loss: 175		RECORD	PCT. RANK	GAMES	SCHEDULE	OF SCHEDULE	RPI	RPI	RPI	RPI
DIV. I ONLY		6- 3	85	6-3	334	75	218	218	15	15
DIV. I NON-CONF.		6- 3	87	6-3	334	73	219	219	15	15
TOTALS		RPI 1-25	RPI 26-50	W-L RECORDS		RPI 51-100	RPI 101-150	RPI 150+		
6- 3	0- 0		0- 0	OVERALL		0- 0	1- 2	5- 1		
5- 1	0- 0		0- 0	HOME		0- 0	1- 1	4- 0		
1- 2	0- 0		0- 0	AWAY		0- 0	0- 1	1- 1		
0- 0	0- 0		0- 0	NEUTRAL		0- 0	0- 0	0- 0		
6- 3	0- 0		0- 0	NON-CONFERENCE		0- 0	1- 2	5- 1		
5- 1	0- 0		0- 0	HOME		0- 0	1- 1	4- 0		
1- 2	0- 0		0- 0	AWAY		0- 0	0- 1	1- 1		
0- 0	0- 0		0- 0	NEUTRAL		0- 0	0- 0	0- 0		
0- 0	0- 0		0- 0	CONFERENCE		0- 0	0- 0	0- 0		
0- 0	0- 0		0- 0	HOME		0- 0	0- 0	0- 0		
0- 0	0- 0		0- 0	AWAY		0- 0	0- 0	0- 0		
0- 0	0- 0		0- 0	NEUTRAL		0- 0	0- 0	0- 0		

RPI 1-25				RPI 26-50				RPI 51-100				RPI 101+				Team's RPI: 218	
RPI	S	Opponent	Score	RPI	S	Opponent	Score	RPI	S	Opponent	Score	RPI	S	Opponent	Score		
												104	A	Houston	53	67	
												129	H	Wichita St.	80	88	
												143	H	Memphis	83	74	
												201	A	Little Rock	43	38	
												226	H	Southeastern La.	92	78	
												243	H	Arkansas St.	67	54	
												293	A	Ole Miss	53	76	
												294	H	Grambling	70	66	
												302	H	McNeese	79	54	
LAST 10 Division I																	
				243	H	Arkansas St.	67	54	294	H	Grambling	70	66				
				293	A	Ole Miss	53	76	226	H	Southeastern La.	92	78				
				129	H	Wichita St.	80	88	104	A	Houston	53	67				
				143	H	Memphis	83	74	302	H	McNeese	79	54				
									201	A	Little Rock	43	38				

Non-Div I Games:	Loyola (LA)	71	52	LSU-Alexandria	93	61
------------------	-------------	----	----	----------------	----	----

Louisiana Tech

■ Loss, ■ Non-Conf, S Site, H Home A Away N Neutral

Average RPI Win:	104	WON-LOST	WINNING	LAST 10	STRENGTH OF	OPP. STRENGTH	TEAM	ADJ.	CONF.	ADJ CONF.
Average RPI Loss:	29	RECORD	PCT. RANK	GAMES	SCHEDULE	OF SCHEDULE	RPI	RPI	RPI	RPI
DIV. I ONLY	12- 1	10	9-1	13	35	3	3	3	3	3
DIV. I NON-CONF.	11- 1	14	8-1	12	43	3	3	3	3	3
TOTALS	RPI 1-25	RPI 26-50	W-L RECORDS	RPI 51-100	RPI 101-150	RPI 150+				
12- 1	1- 0	3- 1	OVERALL	4- 0	1- 0	3- 0				
6- 0	0- 0	2- 0	HOME	2- 0	0- 0	2- 0				
3- 1	0- 0	1- 1	AWAY	0- 0	1- 0	1- 0				
3- 0	1- 0	0- 0	NEUTRAL	2- 0	0- 0	0- 0				
11- 1	1- 0	3- 1	NON-CONFERENCE	3- 0	1- 0	3- 0				
5- 0	0- 0	2- 0	HOME	1- 0	0- 0	2- 0				
3- 1	0- 0	1- 1	AWAY	0- 0	1- 0	1- 0				
3- 0	1- 0	0- 0	NEUTRAL	2- 0	0- 0	0- 0				
1- 0	0- 0	0- 0	CONFERENCE	1- 0	0- 0	0- 0				
1- 0	0- 0	0- 0	HOME	1- 0	0- 0	0- 0				
0- 0	0- 0	0- 0	AWAY	0- 0	0- 0	0- 0				
0- 0	0- 0	0- 0	NEUTRAL	0- 0	0- 0	0- 0				

RPI	S	Opponent	Score	RPI	S	Opponent	Score	RPI	S	Opponent	Score	RPI	S	Opponent	Score
22	N	Oregon	72 62	26	A	Kentucky	67 66	52	N	Oklahoma St.	69 48	135	A	UT Martin	71 63
				29	A	Ohio St.	60 67	72	H	Boise St.	98 82	192	H	Murray St.	76 40
				34	H	Western Ky.	75 56	88	N	UT Arlington	76 67	233	H	Chattanooga	86 37
				47	H	Central Mich.	76 63	94	H	Syracuse	62 58	251	A	Northern Ky.	85 57
LAST 10 Division I															
				94	H	Syracuse	62 58	26	A	Kentucky	67 66				
				135	A	UT Martin	71 63	251	A	Northern Ky.	85 57				
				88	N	UT Arlington	76 67	29	A	Ohio St.	60 67				
				72	H	Boise St.	98 82	22	N	Oregon	72 62				
				233	H	Chattanooga	86 37	52	N	Oklahoma St.	69 48				

Non-Div I Games:

Louisville

■ Loss,
 ■ Non-Conf, S Site,
 ■ Home
 ■ Away
 N Neutral

Average RPI Win:	241	WON-LOST	WINNING	LAST 10	STRENGTH OF	OPP. STRENGTH	TEAM	ADJ.	CONF.	ADJ CONF.
Average RPI Loss:	9	RECORD	PCT. RANK	GAMES	SCHEDULE	OF SCHEDULE	RPI	RPI	RPI	RPI
DIV. I ONLY	9- 1	24	9-1	283	189	83	83	7	7	
DIV. I NON-CONF.	9- 1	25	9-1	284	189	86	86	7	7	
TOTALS	RPI 1-25	RPI 26-50	W-L RECORDS	RPI 51-100	RPI 101-150	RPI 150+				
9- 1	0- 1	0- 0	OVERALL	0- 0	1- 0	8- 0				
3- 1	0- 1	0- 0	HOME	0- 0	1- 0	2- 0				
6- 0	0- 0	0- 0	AWAY	0- 0	0- 0	6- 0				
0- 0	0- 0	0- 0	NEUTRAL	0- 0	0- 0	0- 0				
9- 1	0- 1	0- 0	NON-CONFERENCE	0- 0	1- 0	8- 0				
3- 1	0- 1	0- 0	HOME	0- 0	1- 0	2- 0				
6- 0	0- 0	0- 0	AWAY	0- 0	0- 0	6- 0				
0- 0	0- 0	0- 0	NEUTRAL	0- 0	0- 0	0- 0				
0- 0	0- 0	0- 0	CONFERENCE	0- 0	0- 0	0- 0				
0- 0	0- 0	0- 0	HOME	0- 0	0- 0	0- 0				
0- 0	0- 0	0- 0	AWAY	0- 0	0- 0	0- 0				
0- 0	0- 0	0- 0	NEUTRAL	0- 0	0- 0	0- 0				

RPI 1-25				RPI 26-50				RPI 51-100				Team's RPI: 83		RPI 101+			
RPI	S	Opponent	Score	RPI	S	Opponent	Score	RPI	S	Opponent	Score			RPI	S	Opponent	Score
9	H	DePaul	76 83											106	H	Bowling Green	84 76
														158	H	Dartmouth	61 40
														164	A	Portland	78 64
														236	A	UMKC	72 67
														264	A	Eastern Ill.	67 51
														265	H	Vermont	78 76
														298	A	SIUE	63 50
														334	A	Detroit Mercy	89 60
														340	A	Chicago St.	98 53
LAST 10 Division I																	
9	H	DePaul	76 83	298	A	SIUE	63 50										
106	H	Bowling Green	84 76	158	H	Dartmouth	61 40										
264	A	Eastern Ill.	67 51	164	A	Portland	78 64										
265	H	Vermont	78 76	236	A	UMKC	72 67										
334	A	Detroit Mercy	89 60	340	A	Chicago St.	98 53										

Non-Div I Games:

Loyola Chicago

■ Loss,
 ■ Non-Conf, S Site,
 ■ Home
 ■ Away
 N Neutral

Loyola Maryland

Through Games Of Dec. 29, 2019

Average RPI Win:	268	WON-LOST	WINNING	LAST 10	STRENGTH OF	OPP. STRENGTH	TEAM	ADJ.	CONF.	ADJ CONF.
Average RPI Loss:	146	RECORD	PCT. RANK	GAMES	SCHEDULE	OF SCHEDULE	RPI	RPI	RPI	RPI
DIV. I ONLY	2- 8	296	2-8	224	174	289	289	13	13	
DIV. I NON-CONF.	2- 8	296	2-8	224	175	293	293	13	13	
TOTALS	RPI 1-25	RPI 26-50	W-L RECORDS	RPI 51-100	RPI 101-150	RPI 150+				
2- 8	0- 1	0- 1	OVERALL	0- 1	0- 0	2- 5				
1- 1	0- 0	0- 0	HOME	0- 0	0- 0	1- 1				
1- 6	0- 1	0- 1	AWAY	0- 1	0- 0	1- 3				
0- 1	0- 0	0- 0	NEUTRAL	0- 0	0- 0	0- 1				
2- 8	0- 1	0- 1	NON-CONFERENCE	0- 1	0- 0	2- 5				
1- 1	0- 0	0- 0	HOME	0- 0	0- 0	1- 1				
1- 6	0- 1	0- 1	AWAY	0- 1	0- 0	1- 3				
0- 1	0- 0	0- 0	NEUTRAL	0- 0	0- 0	0- 1				
0- 0	0- 0	0- 0	CONFERENCE	0- 0	0- 0	0- 0				
0- 0	0- 0	0- 0	HOME	0- 0	0- 0	0- 0				
0- 0	0- 0	0- 0	AWAY	0- 0	0- 0	0- 0				
0- 0	0- 0	0- 0	NEUTRAL	0- 0	0- 0	0- 0				

RPI 1-25				RPI 26-50				RPI 51-100				RPI 101+ Team's RPI: 289			
RPI	S	Opponent	Score	RPI	S	Opponent	Score	RPI	S	Opponent	Score	RPI	S	Opponent	Score
15	A	Northwestern	46 67	27	A	Maryland	45 105	98	A	Notre Dame	60 84	173	H	Howard	69 75
												182	A	Fla. Atlantic	61 72
												191	N	Wright St.	51 66
												199	H	Monmouth	64 48
												225	A	Mt. St. Mary's	75 81
												260	A	St. Francis Brooklyn	78 89
												336	A	Fairleigh Dickinson	75 46
LAST 10 Division I															
199	H	Monmouth	64 48	225	A	Mt. St. Mary's	75 81	191	N	Wright St.	51 66				
27	A	Maryland	45 105	182	A	Fla. Atlantic	61 72	260	A	St. Francis Brooklyn	78 89				
336	A	Fairleigh Dickinson	75 46	173	H	Howard	69 75								
15	A	Northwestern	46 67												
98	A	Notre Dame	60 84												

Non-Div I Games:

Loyola Maryland

Maine

Through Games Of Dec. 29, 2019

Average RPI Win:	190	WON-LOST	WINNING	LAST 10	STRENGTH OF	OPP. STRENGTH	TEAM	ADJ.	CONF.	ADJ CONF.
Average RPI Loss:	134	RECORD	PCT. RANK	GAMES	SCHEDULE	OF SCHEDULE	RPI	RPI	RPI	RPI
DIV. I ONLY	3- 9	272	2-8	117	196	249	249	27	27	
DIV. I NON-CONF.	3- 9	276	2-8	114	197	249	249	27	27	
TOTALS	RPI 1-25	RPI 26-50	W-L RECORDS	RPI 51-100	RPI 101-150	RPI 150+				
3- 9	0- 1	0- 1	OVERALL	0- 1	1- 2	2- 4				
2- 3	0- 0	0- 0	HOME	0- 0	1- 1	1- 2				
1- 3	0- 1	0- 0	AWAY	0- 0	0- 0	1- 2				
0- 3	0- 0	0- 1	NEUTRAL	0- 1	0- 1	0- 0				
3- 9	0- 1	0- 1	NON-CONFERENCE	0- 1	1- 2	2- 4				
2- 3	0- 0	0- 0	HOME	0- 0	1- 1	1- 2				
1- 3	0- 1	0- 0	AWAY	0- 0	0- 0	1- 2				
0- 3	0- 0	0- 1	NEUTRAL	0- 1	0- 1	0- 0				
0- 0	0- 0	0- 0	CONFERENCE	0- 0	0- 0	0- 0				
0- 0	0- 0	0- 0	HOME	0- 0	0- 0	0- 0				
0- 0	0- 0	0- 0	AWAY	0- 0	0- 0	0- 0				
0- 0	0- 0	0- 0	NEUTRAL	0- 0	0- 0	0- 0				

RPI 1-25				RPI 26-50				RPI 51-100				RPI 101+ Team's RPI: 249			
RPI	S	Opponent	Score	RPI	S	Opponent	Score	RPI	S	Opponent	Score	RPI	S	Opponent	Score
20	A	NC State	34 62	33	N	Drake	62 94	64	N	Arizona St.	31 57	118	H	Green Bay	61 60
												121	H	Harvard	40 69
												124	N	Dayton	49 78
												158	A	Dartmouth	41 57
												189	A	Delaware	69 56
												200	H	Northeastern	58 66
												210	H	Boston U.	49 62
												262	H	Navy	46 41
												277	A	Brown	70 76
LAST 10 Division I															
200	H	Northeastern	58 66	158	A	Dartmouth	41 57								
118	H	Green Bay	61 60	121	H	Harvard	40 69								
262	H	Navy	46 41	124	N	Dayton	49 78								
20	A	NC State	34 62	33	N	Drake	62 94								
210	H	Boston U.	49 62	64	N	Arizona St.	31 57								

Non-Div I Games: Husson 104 43

Maine

■ Loss,
 ■ Non-Conf,
 ■ S Site,
 ■ H Home
 ■ A Away
 N Neutral

Average RPI Win:	256	WON-LOST	WINNING	LAST 10	STRENGTH OF	OPP. STRENGTH	TEAM	ADJ.	CONF.	ADJ CONF.
Average RPI Loss:	138	RECORD	PCT. RANK	GAMES	SCHEDULE	OF SCHEDULE	RPI	RPI	RPI	RPI
DIV. I ONLY	3- 7	255	3-7	83	323	215	215	23	23	
DIV. I NON-CONF.	3- 6	234	3-6	56	328	187	187	23	23	
TOTALS	RPI 1-25	RPI 26-50	W-L RECORDS	RPI 51-100	RPI 101-150	RPI 150+				
3- 7	0- 0	0- 0	OVERALL	0- 4	0- 1	3- 2				
2- 2	0- 0	0- 0	HOME	0- 1	0- 1	2- 0				
1- 5	0- 0	0- 0	AWAY	0- 3	0- 0	1- 2				
0- 0	0- 0	0- 0	NEUTRAL	0- 0	0- 0	0- 0				
3- 6	0- 0	0- 0	NON-CONFERENCE	0- 4	0- 1	3- 1				
2- 2	0- 0	0- 0	HOME	0- 1	0- 1	2- 0				
1- 4	0- 0	0- 0	AWAY	0- 3	0- 0	1- 1				
0- 0	0- 0	0- 0	NEUTRAL	0- 0	0- 0	0- 0				
0- 1	0- 0	0- 0	CONFERENCE	0- 0	0- 0	0- 1				
0- 0	0- 0	0- 0	HOME	0- 0	0- 0	0- 0				
0- 1	0- 0	0- 0	AWAY	0- 0	0- 0	0- 1				
0- 0	0- 0	0- 0	NEUTRAL	0- 0	0- 0	0- 0				

RPI 1-25				RPI 26-50				RPI 51-100				RPI 101+ Team's RPI: 215			
RPI	S	Opponent	Score	RPI	S	Opponent	Score	RPI	S	Opponent	Score	RPI	S	Opponent	Score
								74	A	Nebraska	51 71	145	H	Fordham	45 51
								85	A	Villanova	51 63	158	H	Dartmouth	70 58
								90	A	Stony Brook	54 59	199	A	Monmouth	60 62
								95	H	Duquesne	65 76	273	H	Army West Point	86 56
												278	A	Lafayette	53 60
												336	A	Fairleigh Dickinson	62 61
LAST 10 Division I															
				74	A	Nebraska	51 71					273	H	Army West Point	86 56
				199	A	Monmouth	60 62					145	H	Fordham	45 51
				336	A	Fairleigh Dickinson	62 61					158	H	Dartmouth	70 58
				95	H	Duquesne	65 76					278	A	Lafayette	53 60
				90	A	Stony Brook	54 59					85	A	Villanova	51 63

Non-Div I Games:

Manhattan

 Loss,
 Non-Conf,
 S Site,
 H Home
 A Away
N Neutral

Average RPI Win:	188	WON-LOST	WINNING	LAST 10	STRENGTH OF	OPP. STRENGTH	TEAM	ADJ.	CONF.	ADJ CONF.
Average RPI Loss:	32	RECORD	PCT. RANK	GAMES	SCHEDULE	OF SCHEDULE	RPI	RPI	RPI	RPI
DIV. I ONLY	7- 2	52	7-2	165	97	65	65	23	23	
DIV. I NON-CONF.	7- 2	57	7-2	167	98	66	66	23	23	
TOTALS	RPI 1-25	RPI 26-50	W-L RECORDS	RPI 51-100	RPI 101-150	RPI 150+				
7- 2	0- 1	0- 1	OVERALL	2- 0	1- 0	4- 0				
3- 1	0- 1	0- 0	HOME	0- 0	1- 0	2- 0				
2- 1	0- 0	0- 1	AWAY	1- 0	0- 0	1- 0				
2- 0	0- 0	0- 0	NEUTRAL	1- 0	0- 0	1- 0				
7- 2	0- 1	0- 1	NON-CONFERENCE	2- 0	1- 0	4- 0				
3- 1	0- 1	0- 0	HOME	0- 0	1- 0	2- 0				
2- 1	0- 0	0- 1	AWAY	1- 0	0- 0	1- 0				
2- 0	0- 0	0- 0	NEUTRAL	1- 0	0- 0	1- 0				
0- 0	0- 0	0- 0	CONFERENCE	0- 0	0- 0	0- 0				
0- 0	0- 0	0- 0	HOME	0- 0	0- 0	0- 0				
0- 0	0- 0	0- 0	AWAY	0- 0	0- 0	0- 0				
0- 0	0- 0	0- 0	NEUTRAL	0- 0	0- 0	0- 0				

RPI 1-25				RPI 26-50				RPI 51-100				RPI 101+			
RPI	S	Opponent	Score	RPI	S	Opponent	Score	RPI	S	Opponent	Score	RPI	S	Opponent	Score
17	H	Princeton	50 62	47	A	Central Mich.	54 77	62	N	North Florida	69 54	118	H	Green Bay	72 60
								88	A	UT Arlington	73 57	185	H	Elon	63 55
												210	A	Boston U.	89 75
												321	N	Lipscomb	74 63
												330	H	Albany (NY)	76 52
LAST 10 Division I															
88	A	UT Arlington	73 57	17	H	Princeton	50 62	47	A	Central Mich.	54 77	321	N	Lipscomb	74 63
118	H	Green Bay	72 60	62	N	North Florida	69 54	185	H	Elon	63 55	210	A	Boston U.	89 75
330	H	Albany (NY)	76 52												
210	A	Boston U.	89 75												

Non-Div I Games:

Marist

■ Loss,
 ■ Non-Conf, S Site,
 ■ Home
 ■ Away
 N Neutral

Average RPI Win:	161	WON-LOST	WINNING	LAST 10	STRENGTH OF	OPP. STRENGTH	TEAM	ADJ.	CONF.	ADJ CONF.
Average RPI Loss:	14	RECORD	PCT. RANK	GAMES	SCHEDULE	OF SCHEDULE	RPI	RPI	RPI	RPI
DIV. I ONLY	9- 3	60	7-3	77	22	38	38	6	6	
DIV. I NON-CONF.	9- 2	41	7-2	99	29	40	40	6	6	
TOTALS	RPI 1-25	RPI 26-50	W-L RECORDS	RPI 51-100	RPI 101-150	RPI 150+				
9- 3	0- 3	0- 0	OVERALL	2- 0	3- 0	4- 0				
4- 2	0- 2	0- 0	HOME	2- 0	0- 0	2- 0				
4- 1	0- 1	0- 0	AWAY	0- 0	3- 0	1- 0				
1- 0	0- 0	0- 0	NEUTRAL	0- 0	0- 0	1- 0				
9- 2	0- 2	0- 0	NON-CONFERENCE	2- 0	3- 0	4- 0				
4- 2	0- 2	0- 0	HOME	2- 0	0- 0	2- 0				
4- 0	0- 0	0- 0	AWAY	0- 0	3- 0	1- 0				
1- 0	0- 0	0- 0	NEUTRAL	0- 0	0- 0	1- 0				
0- 1	0- 1	0- 0	CONFERENCE	0- 0	0- 0	0- 0				
0- 0	0- 0	0- 0	HOME	0- 0	0- 0	0- 0				
0- 1	0- 1	0- 0	AWAY	0- 0	0- 0	0- 0				
0- 0	0- 0	0- 0	NEUTRAL	0- 0	0- 0	0- 0				

RPI 1-25				RPI 26-50				Team's RPI: 38				RPI 51-100				RPI 101+			
RPI	S	Opponent	Score	RPI	S	Opponent	Score	RPI	S	Opponent	Score	RPI	S	Opponent	Score	RPI	S	Opponent	Score
9	A	DePaul	71 89					61	H	Illinois St.	58 41	105	A	South Dakota St.	65 58				
15	H	Northwestern	56 64					99	H	Belmont	53 51	118	A	Green Bay	60 47				
18	H	Mississippi St.	68 74									120	A	Saint Mary's (CA)	77 63				
												205	N	Tulsa	61 60				
												209	A	Milwaukee	78 56				
												260	H	St. Francis Brooklyn	92 71				
												276	H	Morgan St.	70 48				
LAST 10 Division I																			
9	A	DePaul	71 89	209	A	Milwaukee	78 56												
99	H	Belmont	53 51	205	N	Tulsa	61 60												
105	A	South Dakota St.	65 58	120	A	Saint Mary's (CA)	77 63												
15	H	Northwestern	56 64	18	H	Mississippi St.	68 74												
61	H	Illinois St.	58 41	118	A	Green Bay	60 47												

Non-Div I Games:

Marquette

Marshall

Through Games Of Dec. 29, 2019

Average RPI Win:	272	WON-LOST	WINNING	LAST 10	STRENGTH OF	OPP. STRENGTH	TEAM	ADJ.	CONF.	ADJ CONF.
Average RPI Loss:	188	RECORD	PCT. RANK	GAMES	SCHEDULE	OF SCHEDULE	RPI	RPI	RPI	RPI
DIV. I ONLY	3- 6	238	3-6	331	215	322	322	15	15	
DIV. I NON-CONF.	3- 6	234	3-6	332	217	320	320	15	15	
TOTALS	RPI 1-25	RPI 26-50	W-L RECORDS	RPI 51-100	RPI 101-150	RPI 150+				
3- 6	0- 0	0- 1	OVERALL	0- 0	0- 2	3- 3				
2- 2	0- 0	0- 0	HOME	0- 0	0- 1	2- 1				
1- 4	0- 0	0- 1	AWAY	0- 0	0- 1	1- 2				
0- 0	0- 0	0- 0	NEUTRAL	0- 0	0- 0	0- 0				
3- 6	0- 0	0- 1	NON-CONFERENCE	0- 0	0- 2	3- 3				
2- 2	0- 0	0- 0	HOME	0- 0	0- 1	2- 1				
1- 4	0- 0	0- 1	AWAY	0- 0	0- 1	1- 2				
0- 0	0- 0	0- 0	NEUTRAL	0- 0	0- 0	0- 0				
0- 0	0- 0	0- 0	CONFERENCE	0- 0	0- 0	0- 0				
0- 0	0- 0	0- 0	HOME	0- 0	0- 0	0- 0				
0- 0	0- 0	0- 0	AWAY	0- 0	0- 0	0- 0				
0- 0	0- 0	0- 0	NEUTRAL	0- 0	0- 0	0- 0				

RPI 1-25			RPI 26-50			RPI 51-100			RPI 101+			Team's RPI: 322
RPI	S	Opponent	Score	RPI	S	Opponent	Score	RPI	S	Opponent	Score	
				32	A	Rutgers	41 66					
								106	H	Bowling Green	69 82	
								126	A	Ohio	51 67	
								198	H	Norfolk St.	75 69	
								252	A	Towson	56 59	
								276	H	Morgan St.	52 57	
								288	A	Indiana St.	72 60	
								331	H	Coppin St.	60 47	
								335	A	Evansville	62 66	
LAST 10 Division I												
				252	A	Towson	56 59	288	A	Indiana St.	72 60	
				32	A	Rutgers	41 66	335	A	Evansville	62 66	
				106	H	Bowling Green	69 82	276	H	Morgan St.	52 57	
				198	H	Norfolk St.	75 69	331	H	Coppin St.	60 47	
								126	A	Ohio	51 67	

Non-Div I Games: Alderson Broadus 85 41 Ky. Christian 89 40

Marshall

■ Loss,
 ■ Non-Conf,
 ■ S Site,
 ■ Home
 ■ A Away
 N Neutral

Maryland

Through Games Of Dec. 29, 2019

Average RPI Win:	163	WON-LOST	WINNING	LAST 10	STRENGTH OF	OPP. STRENGTH	TEAM	ADJ.	CONF.	ADJ CONF.
Average RPI Loss:	13	RECORD	PCT. RANK	GAMES	SCHEDULE	OF SCHEDULE	RPI	RPI	RPI	RPI
DIV. I ONLY	10- 2	35	9-1	81	37	27	27	2	2	
DIV. I NON-CONF.	9- 2	41	8-1	106	41	35	35	2	2	
TOTALS	RPI 1-25	RPI 26-50	W-L RECORDS	RPI 51-100	RPI 101-150	RPI 150+				
10- 2	0- 2	2- 0	OVERALL	1- 0	1- 0	6- 0				
6- 1	0- 1	1- 0	HOME	0- 0	1- 0	4- 0				
2- 1	0- 1	1- 0	AWAY	0- 0	0- 0	1- 0				
2- 0	0- 0	0- 0	NEUTRAL	1- 0	0- 0	1- 0				
9- 2	0- 2	1- 0	NON-CONFERENCE	1- 0	1- 0	6- 0				
5- 1	0- 1	0- 0	HOME	0- 0	1- 0	4- 0				
2- 1	0- 1	1- 0	AWAY	0- 0	0- 0	1- 0				
2- 0	0- 0	0- 0	NEUTRAL	1- 0	0- 0	1- 0				
1- 0	0- 0	1- 0	CONFERENCE	0- 0	0- 0	0- 0				
1- 0	0- 0	1- 0	HOME	0- 0	0- 0	0- 0				
0- 0	0- 0	0- 0	AWAY	0- 0	0- 0	0- 0				
0- 0	0- 0	0- 0	NEUTRAL	0- 0	0- 0	0- 0				

RPI	S	Opponent	Score	RPI	S	Opponent	Score	RPI	S	Opponent	Score	RPI	S	Opponent	Score
6	H	South Carolina	54 63	36	A	James Madison	70 68	99	N	Belmont	90 26	108	H	George Washington	88 54
20	A	NC State	59 66	49	H	Michigan	70 55					162	N	Clemson	63 44
												181	H	Quinnipiac	107 52
												189	H	Delaware	99 55
												202	H	Wagner	119 56
												289	H	Loyola Maryland	105 45
												310	A	Georgia St.	114 41
LAST 10 Division I															
49	H	Michigan	70 55	99	N	Belmont	90 26								
310	A	Georgia St.	114 41	162	N	Clemson	63 44								
289	H	Loyola Maryland	105 45	181	H	Quinnipiac	107 52								
20	A	NC State	59 66	108	H	George Washington	88 54								
36	A	James Madison	70 68	189	H	Delaware	99 55								

Non-Div I Games:

Maryland

Loss, Non-Conf, S Site, H Home A Away N Neutral

Average RPI Win: 245		WON-LOST	WINNING	LAST 10	STRENGTH OF	OPP. STRENGTH	TEAM	ADJ.	CONF.	ADJ CONF.
Average RPI Loss: 89		RECORD	PCT. RANK	GAMES	SCHEDULE	OF SCHEDULE	RPI	RPI	RPI	RPI
DIV. I ONLY		9- 3	60	9-1	299	166	153	153	12	12
DIV. I NON-CONF.		9- 3	63	9-1	299	165	154	154	12	12
TOTALS	RPI 1-25	RPI 26-50		W-L RECORDS		RPI 51-100	RPI 101-150	RPI 150+		
9- 3	0- 0	0- 0		OVERALL		0- 2	1- 1	8- 0		
5- 2	0- 0	0- 0		HOME		0- 1	1- 1	4- 0		
4- 1	0- 0	0- 0		AWAY		0- 1	0- 0	4- 0		
0- 0	0- 0	0- 0		NEUTRAL		0- 0	0- 0	0- 0		
9- 3	0- 0	0- 0		NON-CONFERENCE		0- 2	1- 1	8- 0		
5- 2	0- 0	0- 0		HOME		0- 1	1- 1	4- 0		
4- 1	0- 0	0- 0		AWAY		0- 1	0- 0	4- 0		
0- 0	0- 0	0- 0		NEUTRAL		0- 0	0- 0	0- 0		
0- 0	0- 0	0- 0		CONFERENCE		0- 0	0- 0	0- 0		
0- 0	0- 0	0- 0		HOME		0- 0	0- 0	0- 0		
0- 0	0- 0	0- 0		AWAY		0- 0	0- 0	0- 0		
0- 0	0- 0	0- 0		NEUTRAL		0- 0	0- 0	0- 0		

RPI 1-25				RPI 26-50				RPI 51-100				RPI 101+				Team's RPI: 153	
RPI	S	Opponent	Score	RPI	S	Opponent	Score	RPI	S	Opponent	Score	RPI	S	Opponent	Score		
								68	A	St. John's (NY)	71 82	114	H	Holy Cross	75 72		
								75	H	Providence	63 72	125	H	Merrimack	64 79		
												178	A	Iona	65 51		
												210	A	Boston U.	58 45		
												248	A	UMass Lowell	74 58		
												265	A	Vermont	83 49		
												277	H	Brown	95 42		
												284	H	Siena	61 55		
												303	H	New Hampshire	67 65		
												327	H	Hartford	74 48		
LAST 10 Division I																	
				178	A	Iona	65 51	303	H	New Hampshire	67 65						
				284	H	Siena	61 55	265	A	Vermont	83 49						
				210	A	Boston U.	58 45	68	A	St. John's (NY)	71 82						
				114	H	Holy Cross	75 72	277	H	Brown	95 42						
				248	A	UMass Lowell	74 58	327	H	Hartford	74 48						

Non-Div I Games:

Massachusetts

■ Loss, ■ Non-Conf, S Site, H Home A Away N Neutral

Average RPI Win:	349	WON-LOST	WINNING	LAST 10	STRENGTH OF	OPP. STRENGTH	TEAM	ADJ.	CONF.	ADJ CONF.
Average RPI Loss:	164	RECORD	PCT. RANK	GAMES	SCHEDULE	OF SCHEDULE	RPI	RPI	RPI	RPI
DIV. I ONLY	1- 7	319	1-7	91	345	302	302	26	26	
DIV. I NON-CONF.	1- 6	319	1-6	122	346	308	308	24	24	
TOTALS	RPI 1-25	RPI 26-50	W-L RECORDS	RPI 51-100	RPI 101-150	RPI 150+				
1- 7	0- 0	0- 1	OVERALL	0- 0	0- 2	1- 4				
1- 1	0- 0	0- 0	HOME	0- 0	0- 0	1- 1				
0- 6	0- 0	0- 1	AWAY	0- 0	0- 2	0- 3				
0- 0	0- 0	0- 0	NEUTRAL	0- 0	0- 0	0- 0				
1- 6	0- 0	0- 1	NON-CONFERENCE	0- 0	0- 1	1- 4				
1- 1	0- 0	0- 0	HOME	0- 0	0- 0	1- 1				
0- 5	0- 0	0- 1	AWAY	0- 0	0- 1	0- 3				
0- 0	0- 0	0- 0	NEUTRAL	0- 0	0- 0	0- 0				
0- 1	0- 0	0- 0	CONFERENCE	0- 0	0- 1	0- 0				
0- 0	0- 0	0- 0	HOME	0- 0	0- 0	0- 0				
0- 1	0- 0	0- 0	AWAY	0- 0	0- 1	0- 0				
0- 0	0- 0	0- 0	NEUTRAL	0- 0	0- 0	0- 0				

RPI 1-25			RPI 26-50			RPI 51-100			RPI 101+			Team's RPI: 302
RPI	S	Opponent	Score	RPI	S	Opponent	Score	RPI	S	Opponent	Score	
				43	A	Arkansas	58 101					
								132	A	UAB	70 97	
								142	A	SFA	51 82	
								187	A	Louisiana	55 75	
								211	H	Rice	50 81	
								212	A	SMU	60 81	
								218	A	Louisiana Tech	54 79	
								349	H	La.-Monroe	72 69	
LAST 10 Division I												
				142	A	SFA	51 82	132	A	UAB	70 97	
				218	A	Louisiana Tech	54 79	187	A	Louisiana	55 75	
				349	H	La.-Monroe	72 69	43	A	Arkansas	58 101	
				211	H	Rice	50 81	212	A	SMU	60 81	

Non-Div I Games: Centenary (LA) 116 37 LSU-Shreveport 81 77

McNeese

Loss, Non-Conf, S Site, H Home A Away N Neutral

Average RPI Win:	221	WON-LOST	WINNING	LAST 10	STRENGTH OF	OPP. STRENGTH	TEAM	ADJ.	CONF.	ADJ CONF.
Average RPI Loss:	139	RECORD	PCT. RANK	GAMES	SCHEDULE	OF SCHEDULE	RPI	RPI	RPI	RPI
DIV. I ONLY	8- 4	85	7-3	226	231	143	143	9	9	
DIV. I NON-CONF.	8- 4	87	7-3	226	234	145	145	9	9	
TOTALS	RPI 1-25	RPI 26-50	W-L RECORDS	RPI 51-100	RPI 101-150	RPI 150+				
8- 4	0- 0	0- 1	OVERALL	1- 0	1- 1	6- 2				
4- 2	0- 0	0- 0	HOME	0- 0	1- 1	3- 1				
3- 1	0- 0	0- 0	AWAY	1- 0	0- 0	2- 1				
1- 1	0- 0	0- 1	NEUTRAL	0- 0	0- 0	1- 0				
8- 4	0- 0	0- 1	NON-CONFERENCE	1- 0	1- 1	6- 2				
4- 2	0- 0	0- 0	HOME	0- 0	1- 1	3- 1				
3- 1	0- 0	0- 0	AWAY	1- 0	0- 0	2- 1				
1- 1	0- 0	0- 1	NEUTRAL	0- 0	0- 0	1- 0				
0- 0	0- 0	0- 0	CONFERENCE	0- 0	0- 0	0- 0				
0- 0	0- 0	0- 0	HOME	0- 0	0- 0	0- 0				
0- 0	0- 0	0- 0	AWAY	0- 0	0- 0	0- 0				
0- 0	0- 0	0- 0	NEUTRAL	0- 0	0- 0	0- 0				

RPI S	Opponent	Score	RPI S	Opponent	Score	RPI S	Opponent	Score	RPI S	Opponent	Score	Team's RPI: 143
42 N	LSU	58 89	86 A	Southern Ill.	70 66	108 H	George Washington	63 64	132 H	UAB	77 52	
						188 H	Eastern Ky.	60 63	201 A	Little Rock	68 50	
						216 A	Toledo	83 76	218 A	Louisiana Tech	74 83	
						228 N	Kansas St.	72 68	243 H	Arkansas St.	78 50	
						320 H	Alcorn	57 51	344 H	Mississippi Val.	91 54	
LAST 10 Division I												
201 A	Little Rock	68 50	344 H	Mississippi Val.	91 54							
243 H	Arkansas St.	78 50	216 A	Toledo	83 76							
132 H	UAB	77 52	86 A	Southern Ill.	70 66							
42 N	LSU	58 89	108 H	George Washington	63 64							
228 N	Kansas St.	72 68	218 A	Louisiana Tech	74 83							

Non-Div I Games:

Memphis

Mercer

Through Games Of Dec. 29, 2019

Average RPI Win:	307	WON-LOST	WINNING	LAST 10	STRENGTH OF	OPP. STRENGTH	TEAM	ADJ.	CONF.	ADJ CONF.
Average RPI Loss:	154	RECORD	PCT. RANK	GAMES	SCHEDULE	OF SCHEDULE	RPI	RPI	RPI	RPI
DIV. I ONLY	2- 10	315	2-8	234	248	315	315	22	22	
DIV. I NON-CONF.	2- 10	314	2-8	236	252	313	313	22	22	
TOTALS	RPI 1-25	RPI 26-50	W-L RECORDS	RPI 51-100	RPI 101-150	RPI 150+				
2- 10	0- 0	0- 1	OVERALL	0- 2	0- 0	2- 7				
1- 5	0- 0	0- 1	HOME	0- 0	0- 0	1- 4				
1- 5	0- 0	0- 0	AWAY	0- 2	0- 0	1- 3				
0- 0	0- 0	0- 0	NEUTRAL	0- 0	0- 0	0- 0				
2- 10	0- 0	0- 1	NON-CONFERENCE	0- 2	0- 0	2- 7				
1- 5	0- 0	0- 1	HOME	0- 0	0- 0	1- 4				
1- 5	0- 0	0- 0	AWAY	0- 2	0- 0	1- 3				
0- 0	0- 0	0- 0	NEUTRAL	0- 0	0- 0	0- 0				
0- 0	0- 0	0- 0	CONFERENCE	0- 0	0- 0	0- 0				
0- 0	0- 0	0- 0	HOME	0- 0	0- 0	0- 0				
0- 0	0- 0	0- 0	AWAY	0- 0	0- 0	0- 0				
0- 0	0- 0	0- 0	NEUTRAL	0- 0	0- 0	0- 0				

RPI S	Opponent	Score	RPI S	Opponent	Score	RPI S	Opponent	Score	RPI S	Opponent	Score
			34 H	Western Ky.	62 75	53 A	Georgia	60 76	162 H	Clemson	61 65
						87 A	Alabama	56 111	170 H	Gardner-Webb	62 65
									174 A	Florida	50 71
									184 A	Kennesaw St.	64 92
									188 H	Eastern Ky.	60 61
									197 H	Jacksonville	83 87
									266 H	Ga. Southern	62 52
									286 A	Appalachian St.	68 77
									348 A	South Carolina St.	66 55
LAST 10 Division I											
170 H	Gardner-Webb	62 65	197 H	Jacksonville	83 87						
174 A	Florida	50 71	286 A	Appalachian St.	68 77						
162 H	Clemson	61 65	188 H	Eastern Ky.	60 61						
266 H	Ga. Southern	62 52	53 A	Georgia	60 76						
348 A	South Carolina St.	66 55	87 A	Alabama	56 111						

Non-Div I Games: LaGrange 74 47

Mercer

Loss, Non-Conf, S Site, H Home A Away N Neutral

Average RPI Win:	249	WON-LOST	WINNING	LAST 10	STRENGTH OF	OPP. STRENGTH	TEAM	ADJ.	CONF.	ADJ CONF.
Average RPI Loss:	122	RECORD	PCT. RANK	GAMES	SCHEDULE	OF SCHEDULE	RPI	RPI	RPI	RPI
DIV. I ONLY	5- 4	136	5-4	125	300	125	125	30	30	
DIV. I NON-CONF.	5- 4	134	5-4	121	297	126	126	30	30	
TOTALS	RPI 1-25	RPI 26-50	W-L RECORDS	RPI 51-100	RPI 101-150	RPI 150+				
5- 4	0- 0	0- 0	OVERALL	0- 1	0- 2	5- 1				
3- 1	0- 0	0- 0	HOME	0- 1	0- 0	3- 0				
2- 3	0- 0	0- 0	AWAY	0- 0	0- 2	2- 1				
0- 0	0- 0	0- 0	NEUTRAL	0- 0	0- 0	0- 0				
5- 4	0- 0	0- 0	NON-CONFERENCE	0- 1	0- 2	5- 1				
3- 1	0- 0	0- 0	HOME	0- 1	0- 0	3- 0				
2- 3	0- 0	0- 0	AWAY	0- 0	0- 2	2- 1				
0- 0	0- 0	0- 0	NEUTRAL	0- 0	0- 0	0- 0				
0- 0	0- 0	0- 0	CONFERENCE	0- 0	0- 0	0- 0				
0- 0	0- 0	0- 0	HOME	0- 0	0- 0	0- 0				
0- 0	0- 0	0- 0	AWAY	0- 0	0- 0	0- 0				
0- 0	0- 0	0- 0	NEUTRAL	0- 0	0- 0	0- 0				

RPI 1-25				RPI 26-50				RPI 51-100				RPI 101+				Team's RPI: 125	
RPI	S	Opponent	Score	RPI	S	Opponent	Score	RPI	S	Opponent	Score	RPI	S	Opponent	Score		
								77	H	Lehigh	68	72	114	A	Holy Cross	42	68
												138	A	Illinois	72	75	
												153	A	Massachusetts	79	64	
												158	A	Dartmouth	52	57	
												248	H	UMass Lowell	73	50	
												265	H	Vermont	78	53	
												277	A	Brown	72	57	
												303	H	New Hampshire	64	54	
LAST 10 Division I																	
248	H	UMass Lowell	73	50	265	H	Vermont	78	53								
138	A	Illinois	72	75	158	A	Dartmouth	52	57								
277	A	Brown	72	57	77	H	Lehigh	68	72								
114	A	Holy Cross	42	68	153	A	Massachusetts	79	64								
303	H	New Hampshire	64	54													

Non-Div I Games: Eastern Nazarene 82 50 Fisher 81 42

Merrimack

Average RPI Win:	127	WON-LOST	WINNING	LAST 10	STRENGTH OF	OPP. STRENGTH	TEAM	ADJ.	CONF.	ADJ CONF.
Average RPI Loss:	8	RECORD	PCT. RANK	GAMES	SCHEDULE	OF SCHEDULE	RPI	RPI	RPI	RPI
DIV. I ONLY	9- 3	60	7-3	10	55	23	23	3	3	
DIV. I NON-CONF.	8- 3	67	6-3	10	49	27	27	3	3	
TOTALS	RPI 1-25	RPI 26-50	W-L RECORDS	RPI 51-100	RPI 101-150	RPI 150+				
9- 3	0- 3	0- 0	OVERALL	3- 0	4- 0	2- 0				
8- 2	0- 2	0- 0	HOME	2- 0	4- 0	2- 0				
0- 1	0- 1	0- 0	AWAY	0- 0	0- 0	0- 0				
1- 0	0- 0	0- 0	NEUTRAL	1- 0	0- 0	0- 0				
8- 3	0- 3	0- 0	NON-CONFERENCE	3- 0	3- 0	2- 0				
7- 2	0- 2	0- 0	HOME	2- 0	3- 0	2- 0				
0- 1	0- 1	0- 0	AWAY	0- 0	0- 0	0- 0				
1- 0	0- 0	0- 0	NEUTRAL	1- 0	0- 0	0- 0				
1- 0	0- 0	0- 0	CONFERENCE	0- 0	1- 0	0- 0				
1- 0	0- 0	0- 0	HOME	0- 0	1- 0	0- 0				
0- 0	0- 0	0- 0	AWAY	0- 0	0- 0	0- 0				
0- 0	0- 0	0- 0	NEUTRAL	0- 0	0- 0	0- 0				

RPI	S	Opponent	Score	RPI	S	Opponent	Score	RPI	S	Opponent	Score	RPI	S	Opponent	Score
4	H	Oregon St.	53 75					62	H	North Florida	78 55	103	H	Washington St.	74 68
9	A	DePaul	83 89					69	N	N.C. A&T	68 67	107	H	Binghamton	79 56
12	H	Indiana	45 58					76	H	IUPUI	74 65	116	H	Wake Forest	59 56
												130	H	Miami (OH)	80 62
												232	H	Jackson St.	83 68
												246	H	UNC Asheville	75 46
LAST 10 Division I															
246	H	UNC Asheville	75 46	116	H	Wake Forest	59 56								
107	H	Binghamton	79 56	103	H	Washington St.	74 68								
12	H	Indiana	45 58	9	A	DePaul	83 89								
130	H	Miami (OH)	80 62	69	N	N.C. A&T	68 67								
4	H	Oregon St.	53 75	76	H	IUPUI	74 65								

Non-Div I Games:

Miami (FL)

■ Loss,
 ■ Non-Conf,
 S Site,
 ■ Home
 ■ Away
 N Neutral

Miami (OH)

Through Games Of Dec. 29, 2019

Average RPI Win:	271	WON-LOST	WINNING	LAST 10	STRENGTH OF	OPP. STRENGTH	TEAM	ADJ.	CONF.	ADJ CONF.
Average RPI Loss:	77	RECORD	PCT. RANK	GAMES	SCHEDULE	OF SCHEDULE	RPI	RPI	RPI	RPI
DIV. I ONLY	6- 5	147	6-4	248	86	130	130	10	10	
DIV. I NON-CONF.	6- 5	149	6-4	250	82	133	133	10	10	
TOTALS	RPI 1-25	RPI 26-50	W-L RECORDS	RPI 51-100	RPI 101-150	RPI 150+				
6- 5	0- 2	0- 0	OVERALL	0- 0	0- 3	6- 0				
2- 0	0- 0	0- 0	HOME	0- 0	0- 0	2- 0				
3- 4	0- 2	0- 0	AWAY	0- 0	0- 2	3- 0				
1- 1	0- 0	0- 0	NEUTRAL	0- 0	0- 1	1- 0				
6- 5	0- 2	0- 0	NON-CONFERENCE	0- 0	0- 3	6- 0				
2- 0	0- 0	0- 0	HOME	0- 0	0- 0	2- 0				
3- 4	0- 2	0- 0	AWAY	0- 0	0- 2	3- 0				
1- 1	0- 0	0- 0	NEUTRAL	0- 0	0- 1	1- 0				
0- 0	0- 0	0- 0	CONFERENCE	0- 0	0- 0	0- 0				
0- 0	0- 0	0- 0	HOME	0- 0	0- 0	0- 0				
0- 0	0- 0	0- 0	AWAY	0- 0	0- 0	0- 0				
0- 0	0- 0	0- 0	NEUTRAL	0- 0	0- 0	0- 0				

RPI 1-25				RPI 26-50				RPI 51-100				RPI 101+				Team's RPI: 130
RPI	S	Opponent	Score	RPI	S	Opponent	Score	RPI	S	Opponent	Score	RPI	S	Opponent	Score	
9	A	DePaul	79 98									111	A	Bradley	68 79	
23	A	Miami (FL)	62 80									112	N	Liberty	53 65	
												131	A	Cincinnati	68 98	
												188	A	Eastern Ky.	75 57	
												234	N	Prairie View	65 52	
												259	A	South Alabama	76 73	
												290	A	Pittsburgh	80 71	
												318	H	UIC	85 35	
												335	H	Evansville	72 64	
LAST 10 Division I																
131	A	Cincinnati	68 98	335	H	Evansville	72 64									
23	A	Miami (FL)	62 80	290	A	Pittsburgh	80 71									
112	N	Liberty	53 65	188	A	Eastern Ky.	75 57									
318	H	UIC	85 35	259	A	South Alabama	76 73									
111	A	Bradley	68 79	234	N	Prairie View	65 52									

Non-Div I Games:

Miami (OH)

■ Loss,
 ■ Non-Conf,
 ■ S Site,
 ■ H Home
 ■ A Away
 N Neutral

Michigan

Through Games Of Dec. 29, 2019

Average RPI Win:	189	WON-LOST	WINNING	LAST 10	STRENGTH OF	OPP. STRENGTH	TEAM	ADJ.	CONF.	ADJ CONF.
Average RPI Loss:	44	RECORD	PCT. RANK	GAMES	SCHEDULE	OF SCHEDULE	RPI	RPI	RPI	RPI
DIV. I ONLY	9- 3	60	7-3	59	152	49	49	2	2	
DIV. I NON-CONF.	9- 2	41	7-2	85	171	48	48	2	2	
TOTALS	RPI 1-25	RPI 26-50	W-L RECORDS	RPI 51-100	RPI 101-150	RPI 150+				
9- 3	0- 1	0- 1	OVERALL	2- 1	2- 0	5- 0				
6- 1	0- 0	0- 0	HOME	1- 1	1- 0	4- 0				
2- 1	0- 0	0- 1	AWAY	0- 0	1- 0	1- 0				
1- 1	0- 1	0- 0	NEUTRAL	1- 0	0- 0	0- 0				
9- 2	0- 1	0- 0	NON-CONFERENCE	2- 1	2- 0	5- 0				
6- 1	0- 0	0- 0	HOME	1- 1	1- 0	4- 0				
2- 0	0- 0	0- 0	AWAY	0- 0	1- 0	1- 0				
1- 1	0- 1	0- 0	NEUTRAL	1- 0	0- 0	0- 0				
0- 1	0- 0	0- 1	CONFERENCE	0- 0	0- 0	0- 0				
0- 0	0- 0	0- 0	HOME	0- 0	0- 0	0- 0				
0- 1	0- 0	0- 1	AWAY	0- 0	0- 0	0- 0				
0- 0	0- 0	0- 0	NEUTRAL	0- 0	0- 0	0- 0				

RPI 1-25				RPI 26-50				Team's RPI: 49		RPI 51-100				RPI 101+			
RPI	S	Opponent	Score	RPI	S	Opponent	Score			RPI	S	Opponent	Score	RPI	S	Opponent	Score
8	N	Florida St.	69 79	27	A	Maryland	55 70			78	N	Kent St.	88 53	111	H	Bradley	77 57
										94	H	Syracuse	84 76	127	A	Akron	80 71
										98	H	Notre Dame	72 76	207	A	Eastern Mich.	57 38
														240	H	Western Mich.	76 55
														276	H	Morgan St.	80 48
														285	H	Oakland	79 64
														286	H	Appalachian St.	62 35
LAST 10 Division I																	
				286	H	Appalachian St.	62 35			27	A	Maryland	55 70				
				285	H	Oakland	79 64			8	N	Florida St.	69 79				
				94	H	Syracuse	84 76			98	H	Notre Dame	72 76				
				276	H	Morgan St.	80 48			127	A	Akron	80 71				
				207	A	Eastern Mich.	57 38			78	N	Kent St.	88 53				

Non-Div I Games:

Michigan

■ Loss,
■ Non-Conf,
■ S Site,
■ H Home
■ A Away
N Neutral

Average RPI Win:	255	WON-LOST	WINNING	LAST 10	STRENGTH OF	OPP. STRENGTH	TEAM	ADJ.	CONF.	ADJ CONF.
Average RPI Loss:	41	RECORD	PCT. RANK	GAMES	SCHEDULE	OF SCHEDULE	RPI	RPI	RPI	RPI
DIV. I ONLY	7- 5	123	5-5	146	118	122	122	2	2	
DIV. I NON-CONF.	7- 4	99	5-4	195	147	138	138	2	2	
TOTALS	RPI 1-25	RPI 26-50	W-L RECORDS	RPI 51-100	RPI 101-150	RPI 150+				
7- 5	0- 2	0- 2	OVERALL	1- 1	0- 0	6- 0				
5- 0	0- 0	0- 0	HOME	0- 0	0- 0	5- 0				
1- 2	0- 2	0- 0	AWAY	1- 0	0- 0	0- 0				
1- 3	0- 0	0- 2	NEUTRAL	0- 1	0- 0	1- 0				
7- 4	0- 1	0- 2	NON-CONFERENCE	1- 1	0- 0	6- 0				
5- 0	0- 0	0- 0	HOME	0- 0	0- 0	5- 0				
1- 1	0- 1	0- 0	AWAY	1- 0	0- 0	0- 0				
1- 3	0- 0	0- 2	NEUTRAL	0- 1	0- 0	1- 0				
0- 1	0- 1	0- 0	CONFERENCE	0- 0	0- 0	0- 0				
0- 0	0- 0	0- 0	HOME	0- 0	0- 0	0- 0				
0- 1	0- 1	0- 0	AWAY	0- 0	0- 0	0- 0				
0- 0	0- 0	0- 0	NEUTRAL	0- 0	0- 0	0- 0				

RPI 1-25				RPI 26-50				RPI 51-100				RPI 101+ Team's RPI: 122			
RPI	S	Opponent	Score	RPI	S	Opponent	Score	RPI	S	Opponent	Score	RPI	S	Opponent	Score
8	A	Florida St.	68 78	42	N	LSU	56 58	94	N	Syracuse	63 77	207	H	Eastern Mich.	85 50
12	A	Indiana	67 79	50	N	West Virginia	57 63	98	A	Notre Dame	72 69	228	N	Kansas St.	65 60
												285	H	Oakland	76 56
												305	H	Morehead St.	93 48
												327	H	Hartford	79 34
												334	H	Detroit Mercy	110 52
LAST 10 Division I															
94	N	Syracuse	63 77	12	A	Indiana	67 79								
305	H	Morehead St.	93 48	50	N	West Virginia	57 63								
8	A	Florida St.	68 78	327	H	Hartford	79 34								
228	N	Kansas St.	65 60	285	H	Oakland	76 56								
42	N	LSU	56 58	98	A	Notre Dame	72 69								

Non-Div I Games:

Michigan St.

■ Loss,
 ■ Non-Conf,
 S Site,
 ■ Home
 ■ Away
 N Neutral

Average RPI Win:	168	WON-LOST	WINNING	LAST 10	STRENGTH OF	OPP. STRENGTH	TEAM	ADJ.	CONF.	ADJ CONF.
Average RPI Loss:	49	RECORD	PCT. RANK	GAMES	SCHEDULE	OF SCHEDULE	RPI	RPI	RPI	RPI
DIV. I ONLY	8- 4	85	7-3	48	69	54	54	15	15	
DIV. I NON-CONF.	8- 4	87	7-3	50	67	52	52	15	15	
TOTALS	RPI 1-25	RPI 26-50	W-L RECORDS	RPI 51-100	RPI 101-150	RPI 150+				
8- 4	1- 1	0- 1	OVERALL	1- 2	1- 0	5- 0				
5- 1	1- 0	0- 1	HOME	1- 0	0- 0	3- 0				
2- 1	0- 0	0- 0	AWAY	0- 1	0- 0	2- 0				
1- 2	0- 1	0- 0	NEUTRAL	0- 1	1- 0	0- 0				
8- 4	1- 1	0- 1	NON-CONFERENCE	1- 2	1- 0	5- 0				
5- 1	1- 0	0- 1	HOME	1- 0	0- 0	3- 0				
2- 1	0- 0	0- 0	AWAY	0- 1	0- 0	2- 0				
1- 2	0- 1	0- 0	NEUTRAL	0- 1	1- 0	0- 0				
0- 0	0- 0	0- 0	CONFERENCE	0- 0	0- 0	0- 0				
0- 0	0- 0	0- 0	HOME	0- 0	0- 0	0- 0				
0- 0	0- 0	0- 0	AWAY	0- 0	0- 0	0- 0				
0- 0	0- 0	0- 0	NEUTRAL	0- 0	0- 0	0- 0				

RPI 1-25				RPI 26-50				RPI 51-100				RPI 101+			
RPI	S	Opponent	Score	RPI	S	Opponent	Score	RPI	S	Opponent	Score	RPI	S	Opponent	Score
7	N	Gonzaga	50 62	26	H	Kentucky	52 67	63	H	Furman	78 62	115	N	Auburn	73 50
19	H	TCU	82 70					64	N	Arizona St.	60 61	176	A	Tulane	64 62
								99	A	Belmont	57 68	195	H	VCU	86 63
												224	A	East Carolina	68 66
												230	H	Tennessee Tech	64 58
												321	H	Lipscomb	70 49
LAST 10 Division I															
				99	A	Belmont	57 68	19	H	TCU	82 70				
				321	H	Lipscomb	70 49	195	H	VCU	86 63				
				64	N	Arizona St.	60 61	63	H	Furman	78 62				
				7	N	Gonzaga	50 62	230	H	Tennessee Tech	64 58				
				115	N	Auburn	73 50	176	A	Tulane	64 62				

Non-Div I Games:

Middle Tenn.

■ Loss,
 ■ Non-Conf, S Site,
 ■ Home
 ■ Away
 N Neutral

Average RPI Win:	219	WON-LOST	WINNING	LAST 10	STRENGTH OF	OPP. STRENGTH	TEAM	ADJ.	CONF.	ADJ CONF.
Average RPI Loss:	71	RECORD	PCT. RANK	GAMES	SCHEDULE	OF SCHEDULE	RPI	RPI	RPI	RPI
DIV. I ONLY	3- 8	264	3-7	63	38	209	209	18	18	
DIV. I NON-CONF.	2- 8	296	2-7	47	34	215	215	18	18	
TOTALS	RPI 1-25	RPI 26-50	W-L RECORDS	RPI 51-100	RPI 101-150	RPI 150+				
3- 8	0- 2	0- 2	OVERALL	0- 1	0- 3	3- 0				
3- 3	0- 0	0- 1	HOME	0- 0	0- 2	3- 0				
0- 5	0- 2	0- 1	AWAY	0- 1	0- 1	0- 0				
0- 0	0- 0	0- 0	NEUTRAL	0- 0	0- 0	0- 0				
2- 8	0- 2	0- 2	NON-CONFERENCE	0- 1	0- 3	2- 0				
2- 3	0- 0	0- 1	HOME	0- 0	0- 2	2- 0				
0- 5	0- 2	0- 1	AWAY	0- 1	0- 1	0- 0				
0- 0	0- 0	0- 0	NEUTRAL	0- 0	0- 0	0- 0				
1- 0	0- 0	0- 0	CONFERENCE	0- 0	0- 0	1- 0				
1- 0	0- 0	0- 0	HOME	0- 0	0- 0	1- 0				
0- 0	0- 0	0- 0	AWAY	0- 0	0- 0	0- 0				
0- 0	0- 0	0- 0	NEUTRAL	0- 0	0- 0	0- 0				

RPI 1-25				RPI 26-50				RPI 51-100				RPI 101+ Team's RPI: 209			
RPI	S	Opponent	Score	RPI	S	Opponent	Score	RPI	S	Opponent	Score	RPI	S	Opponent	Score
9	A	DePaul	65 94	35	A	Minnesota	61 77	89	A	Wisconsin	40 71	106	H	Bowling Green	51 63
13	A	Purdue	55 68	38	H	Marquette	56 78					133	H	North Dakota	58 66
												148	A	Columbia	46 74
												166	H	Northern Ill.	78 65
												191	H	Wright St.	60 58
												299	H	Ark.-Pine Bluff	69 55
LAST 10 Division I															
106	H	Bowling Green	51 63	191	H	Wright St.	60 58								
38	H	Marquette	56 78	133	H	North Dakota	58 66								
166	H	Northern Ill.	78 65	299	H	Ark.-Pine Bluff	69 55								
148	A	Columbia	46 74	89	A	Wisconsin	40 71								
9	A	DePaul	65 94	35	A	Minnesota	61 77								

Non-Div I Games: Wis.-Parkside 84 77

Milwaukee

Loss, Non-Conf, S Site, H Home A Away N Neutral

Average RPI Win:	176	WON-LOST	WINNING	LAST 10	STRENGTH OF	OPP. STRENGTH	TEAM	ADJ.	CONF.	ADJ CONF.
Average RPI Loss:	2	RECORD	PCT. RANK	GAMES	SCHEDULE	OF SCHEDULE	RPI	RPI	RPI	RPI
DIV. I ONLY	11- 1	16	10-0	159	39	35	35	2	2	
DIV. I NON-CONF.	10- 1	19	9-0	165	33	36	36	2	2	
TOTALS	RPI 1-25	RPI 26-50	W-L RECORDS	RPI 51-100	RPI 101-150	RPI 150+				
11- 1	0- 1	0- 0	OVERALL	3- 0	2- 0	6- 0				
7- 1	0- 1	0- 0	HOME	2- 0	1- 0	4- 0				
4- 0	0- 0	0- 0	AWAY	1- 0	1- 0	2- 0				
0- 0	0- 0	0- 0	NEUTRAL	0- 0	0- 0	0- 0				
10- 1	0- 1	0- 0	NON-CONFERENCE	3- 0	2- 0	5- 0				
7- 1	0- 1	0- 0	HOME	2- 0	1- 0	4- 0				
3- 0	0- 0	0- 0	AWAY	1- 0	1- 0	1- 0				
0- 0	0- 0	0- 0	NEUTRAL	0- 0	0- 0	0- 0				
1- 0	0- 0	0- 0	CONFERENCE	0- 0	0- 0	1- 0				
0- 0	0- 0	0- 0	HOME	0- 0	0- 0	0- 0				
1- 0	0- 0	0- 0	AWAY	0- 0	0- 0	1- 0				
0- 0	0- 0	0- 0	NEUTRAL	0- 0	0- 0	0- 0				

RPI 1-25				RPI 26-50		Team's RPI: 35		RPI 51-100				RPI 101+			
RPI	S	Opponent	Score	RPI	S	Opponent	Score	RPI	S	Opponent	Score	RPI	S	Opponent	Score
2	H	Missouri St.	69 77					64	H	Arizona St.	80 66	108	A	George Washington	83 50
								77	H	Lehigh	77 49	149	H	Montana St.	71 60
								98	A	Notre Dame	75 67	203	A	American	70 53
												209	H	Milwaukee	77 61
												214	A	Penn St.	81 74
												231	H	UC Davis	76 67
												265	H	Vermont	90 58
												317	H	Bryant	101 56
LAST 10 Division I															
231	H	UC Davis	76 67	214	A	Penn St.	81 74								
108	A	George Washington	83 50	77	H	Lehigh	77 49								
203	A	American	70 53	149	H	Montana St.	71 60								
98	A	Notre Dame	75 67	64	H	Arizona St.	80 66								
317	H	Bryant	101 56	209	H	Milwaukee	77 61								

Non-Div I Games:

Minnesota

Loss, Non-Conf, S Site, H Home A Away N Neutral

Average RPI Win:	138	WON-LOST	WINNING	LAST 10	STRENGTH OF	OPP. STRENGTH	TEAM	ADJ.	CONF.	ADJ CONF.
Average RPI Loss:	28	RECORD	PCT. RANK	GAMES	SCHEDULE	OF SCHEDULE	RPI	RPI	RPI	RPI
DIV. I ONLY	12- 2	30	8-2	38	58	18	18	4	4	
DIV. I NON-CONF.	12- 2	31	8-2	40	55	16	16	4	4	
TOTALS	RPI 1-25	RPI 26-50	W-L RECORDS	RPI 51-100	RPI 101-150	RPI 150+				
12- 2	1- 1	1- 1	OVERALL	1- 0	4- 0	5- 0				
5- 1	0- 0	0- 1	HOME	1- 0	1- 0	3- 0				
3- 0	0- 0	1- 0	AWAY	0- 0	0- 0	2- 0				
4- 1	1- 1	0- 0	NEUTRAL	0- 0	3- 0	0- 0				
12- 2	1- 1	1- 1	NON-CONFERENCE	1- 0	4- 0	5- 0				
5- 1	0- 0	0- 1	HOME	1- 0	1- 0	3- 0				
3- 0	0- 0	1- 0	AWAY	0- 0	0- 0	2- 0				
4- 1	1- 1	0- 0	NEUTRAL	0- 0	3- 0	0- 0				
0- 0	0- 0	0- 0	CONFERENCE	0- 0	0- 0	0- 0				
0- 0	0- 0	0- 0	HOME	0- 0	0- 0	0- 0				
0- 0	0- 0	0- 0	AWAY	0- 0	0- 0	0- 0				
0- 0	0- 0	0- 0	NEUTRAL	0- 0	0- 0	0- 0				

RPI 1-25				Team's RPI: 18	RPI 26-50				RPI 51-100				RPI 101+			
RPI	S	Opponent	Score		RPI	S	Opponent	Score	RPI	S	Opponent	Score	RPI	S	Opponent	Score
5	N	Stanford	62	67	38	A	Marquette	74 68	57	H	Troy	122 82	118	N	Green Bay	83 58
21	N	Virginia	72	59	50	H	West Virginia	65 71					135	H	UT Martin	82 46
													136	N	South Fla.	86 61
													144	N	San Francisco	73 38
													187	A	Louisiana	64 48
													192	H	Murray St.	124 43
													193	H	Southern Miss.	91 58
													201	H	Little Rock	89 50
													232	A	Jackson St.	92 53
LAST 10 Division I																
136	N	South Fla.	86	61	201	H	Little Rock	89	50							
187	A	Louisiana	64	48	21	N	Virginia	72	59							
50	H	West Virginia	65	71	144	N	San Francisco	73	38							
5	N	Stanford	62	67	38	A	Marquette	74	68							
118	N	Green Bay	83	58	232	A	Jackson St.	92	53							

Non-Div I Games:

Mississippi St.

■ Loss,
 ■ Non-Conf,
 ■ S Site,
 ■ H Home
 ■ A Away
 N Neutral

Average RPI Win:	346	WON-LOST	WINNING	LAST 10	STRENGTH OF	OPP. STRENGTH	TEAM	ADJ.	CONF.	ADJ CONF.
Average RPI Loss:	222	RECORD	PCT. RANK	GAMES	SCHEDULE	OF SCHEDULE	RPI	RPI	RPI	RPI
DIV. I ONLY	1- 10	329	1-9	274	343	344	344	28	28	
DIV. I NON-CONF.	1- 10	329	1-9	276	345	344	344	28	28	
TOTALS	RPI 1-25	RPI 26-50	W-L RECORDS	RPI 51-100	RPI 101-150	RPI 150+				
1- 10	0- 0	0- 0	OVERALL	0- 1	0- 1	1- 8				
1- 2	0- 0	0- 0	HOME	0- 1	0- 0	1- 1				
0- 7	0- 0	0- 0	AWAY	0- 0	0- 1	0- 6				
0- 1	0- 0	0- 0	NEUTRAL	0- 0	0- 0	0- 1				
1- 10	0- 0	0- 0	NON-CONFERENCE	0- 1	0- 1	1- 8				
1- 2	0- 0	0- 0	HOME	0- 1	0- 0	1- 1				
0- 7	0- 0	0- 0	AWAY	0- 0	0- 1	0- 6				
0- 1	0- 0	0- 0	NEUTRAL	0- 0	0- 0	0- 1				
0- 0	0- 0	0- 0	CONFERENCE	0- 0	0- 0	0- 0				
0- 0	0- 0	0- 0	HOME	0- 0	0- 0	0- 0				
0- 0	0- 0	0- 0	AWAY	0- 0	0- 0	0- 0				
0- 0	0- 0	0- 0	NEUTRAL	0- 0	0- 0	0- 0				

RPI 1-25				RPI 26-50				RPI 51-100				RPI 101+				Team's RPI: 344	
RPI	S	Opponent	Score	RPI	S	Opponent	Score	RPI	S	Opponent	Score	RPI	S	Opponent	Score		
								56	H	Austin Peay	82	100	143	A	Memphis	54	91
												177	A	Wyoming	22	95	
												192	H	Murray St.	66	72	
												193	A	Southern Miss.	80	84	
												247	A	North Ala.	60	86	
												275	N	Omaha	70	78	
												291	A	Colorado St.	46	65	
												293	A	Ole Miss	53	72	
												346	H	Florida A&M	71	70	
												349	A	La.-Monroe	66	74	
LAST 10 Division I																	
291	A	Colorado St.	46	65	349	A	La.-Monroe	66	74								
177	A	Wyoming	22	95	143	A	Memphis	54	91								
346	H	Florida A&M	71	70	56	H	Austin Peay	82	100								
275	N	Omaha	70	78	192	H	Murray St.	66	72								
193	A	Southern Miss.	80	84	247	A	North Ala.	60	86								

Non-Div I Games:

Mississippi Val.

■ Loss,
 ■ Non-Conf,
 ■ S Site,
 ■ H Home
 ■ A Away
 N Neutral

Average RPI Win:	192	WON-LOST	WINNING	LAST 10	STRENGTH OF	OPP. STRENGTH	TEAM	ADJ.	CONF.	ADJ CONF.
Average RPI Loss:	95	RECORD	PCT. RANK	GAMES	SCHEDULE	OF SCHEDULE	RPI	RPI	RPI	RPI
DIV. I ONLY	3- 10	280	2-8	23	90	194	194	4	4	
DIV. I NON-CONF.	3- 10	281	2-8	25	90	190	190	4	4	
TOTALS	RPI 1-25	RPI 26-50	W-L RECORDS	RPI 51-100	RPI 101-150	RPI 150+				
3- 10	0- 3	1- 1	OVERALL	0- 1	0- 3	2- 2				
3- 4	0- 1	1- 1	HOME	0- 1	0- 1	2- 0				
0- 4	0- 2	0- 0	AWAY	0- 0	0- 1	0- 1				
0- 2	0- 0	0- 0	NEUTRAL	0- 0	0- 1	0- 1				
3- 10	0- 3	1- 1	NON-CONFERENCE	0- 1	0- 3	2- 2				
3- 4	0- 1	1- 1	HOME	0- 1	0- 1	2- 0				
0- 4	0- 2	0- 0	AWAY	0- 0	0- 1	0- 1				
0- 2	0- 0	0- 0	NEUTRAL	0- 0	0- 1	0- 1				
0- 0	0- 0	0- 0	CONFERENCE	0- 0	0- 0	0- 0				
0- 0	0- 0	0- 0	HOME	0- 0	0- 0	0- 0				
0- 0	0- 0	0- 0	AWAY	0- 0	0- 0	0- 0				
0- 0	0- 0	0- 0	NEUTRAL	0- 0	0- 0	0- 0				

RPI	S	Opponent	Score	RPI	S	Opponent	Score	RPI	S	Opponent	Score	RPI	S	Opponent	Score	Team's RPI: 194
2	A	Missouri St.	72 79	46	H	UNI	73 78	74	H	Nebraska	85 90	118	A	Green Bay	64 72	
17	H	Princeton	33 68	48	H	Saint Louis	83 58					123	N	North Carolina	69 82	
25	A	South Dakota	56 72									138	H	Illinois	51 58	
												169	N	New Mexico	68 71	
												229	H	Western Ill.	97 89	
												236	A	UMKC	56 59	
												298	H	SIUE	68 51	
LAST 10 Division I																
2	A	Missouri St.	72 79	138	H	Illinois	51 58									
236	A	UMKC	56 59	17	H	Princeton	33 68									
48	H	Saint Louis	83 58	298	H	SIUE	68 51									
123	N	North Carolina	69 82	25	A	South Dakota	56 72									
169	N	New Mexico	68 71	118	A	Green Bay	64 72									

Non-Div I Games:

Missouri

Average RPI Win: 115		WON-LOST	WINNING	LAST 10	STRENGTH OF	OPP. STRENGTH	TEAM	ADJ.	CONF.	ADJ CONF.
Average RPI Loss: 6		RECORD	PCT. RANK	GAMES	SCHEDULE	OF SCHEDULE	RPI	RPI	RPI	RPI
DIV. I ONLY		9- 2	43	8-2	2	40	2	2	7	7
DIV. I NON-CONF.		9- 2	41	8-2	2	40	2	2	7	7
TOTALS	RPI 1-25		RPI 26-50		W-L RECORDS	RPI 51-100		RPI 101-150		RPI 150+
9- 2	1- 2		2- 0		OVERALL	2- 0		1- 0		3- 0
5- 0	0- 0		0- 0		HOME	1- 0		1- 0		3- 0
4- 2	1- 2		2- 0		AWAY	1- 0		0- 0		0- 0
0- 0	0- 0		0- 0		NEUTRAL	0- 0		0- 0		0- 0
9- 2	1- 2		2- 0		NON-CONFERENCE	2- 0		1- 0		3- 0
5- 0	0- 0		0- 0		HOME	1- 0		1- 0		3- 0
4- 2	1- 2		2- 0		AWAY	1- 0		0- 0		0- 0
0- 0	0- 0		0- 0		NEUTRAL	0- 0		0- 0		0- 0
0- 0	0- 0		0- 0		CONFERENCE	0- 0		0- 0		0- 0
0- 0	0- 0		0- 0		HOME	0- 0		0- 0		0- 0
0- 0	0- 0		0- 0		AWAY	0- 0		0- 0		0- 0
0- 0	0- 0		0- 0		NEUTRAL	0- 0		0- 0		0- 0

RPI 1-25					
RPI	S	Opponent	Score		
4	A	Oregon St.	69	80	
7	A	Gonzaga	52	64	
25	A	South Dakota	74	66	
Team's RPI: 2					
RPI 26-50					
RPI	S	Opponent	Score		
35	A	Minnesota	77	69	
40	A	Oklahoma	96	90	
RPI 51-100					
RPI	S	Opponent	Score		
72	A	Boise St.	72	69	
84	H	Santa Clara	71	64	
RPI 101+					
RPI	S	Opponent	Score		
129	H	Wichita St.	68	55	
194	H	Missouri	79	72	
223	H	A&M-Corpus Christi	79	51	
236	H	UMKC	83	58	
LAST 10 Division I					
129	H	Wichita St.	68	55	
236	H	UMKC	83	58	
25	A	South Dakota	74	66	
84	H	Santa Clara	71	64	
4	A	Oregon St.	69	80	
7	A	Gonzaga	52	64	
194	H	Missouri	79	72	
40	A	Oklahoma	96	90	
72	A	Boise St.	72	69	
223	H	A&M-Corpus Christi	79	51	

Non-Div I Games:

Missouri St.

■ Loss, ■ Non-Conf, S Site, H Home A Away N Neutral

Average RPI Win:	287	WON-LOST	WINNING	LAST 10	STRENGTH OF	OPP. STRENGTH	TEAM	ADJ.	CONF.	ADJ CONF.
Average RPI Loss:	123	RECORD	PCT. RANK	GAMES	SCHEDULE	OF SCHEDULE	RPI	RPI	RPI	RPI
DIV. I ONLY	4- 6	213	4-6	179	246	199	199	23	23	
DIV. I NON-CONF.	3- 6	234	3-6	145	276	203	203	23	23	
TOTALS	RPI 1-25	RPI 26-50	W-L RECORDS	RPI 51-100	RPI 101-150	RPI 150+				
4- 6	0- 1	0- 1	OVERALL	0- 2	0- 0	4- 2				
2- 1	0- 0	0- 0	HOME	0- 1	0- 0	2- 0				
1- 5	0- 1	0- 1	AWAY	0- 1	0- 0	1- 2				
1- 0	0- 0	0- 0	NEUTRAL	0- 0	0- 0	1- 0				
3- 6	0- 1	0- 1	NON-CONFERENCE	0- 2	0- 0	3- 2				
1- 1	0- 0	0- 0	HOME	0- 1	0- 0	1- 0				
1- 5	0- 1	0- 1	AWAY	0- 1	0- 0	1- 2				
1- 0	0- 0	0- 0	NEUTRAL	0- 0	0- 0	1- 0				
1- 0	0- 0	0- 0	CONFERENCE	0- 0	0- 0	1- 0				
1- 0	0- 0	0- 0	HOME	0- 0	0- 0	1- 0				
0- 0	0- 0	0- 0	AWAY	0- 0	0- 0	0- 0				
0- 0	0- 0	0- 0	NEUTRAL	0- 0	0- 0	0- 0				

RPI 1-25				RPI 26-50				RPI 51-100				RPI 101+ Team's RPI: 199			
RPI	S	Opponent	Score	RPI	S	Opponent	Score	RPI	S	Opponent	Score	RPI	S	Opponent	Score
17	A	Princeton	40 52	45	A	Arizona	34 86	75	H	Providence	52 68	215	H	Manhattan	62 60
								97	A	Bucknell	37 71	217	A	San Diego	49 57
												278	H	Lafayette	52 44
												289	A	Loyola Maryland	48 64
												325	N	Purdue Fort Wayne	60 46
												330	A	Albany (NY)	53 41
LAST 10 Division I															
215	H	Manhattan	62 60	330	A	Albany (NY)	53 41								
278	H	Lafayette	52 44	289	A	Loyola Maryland	48 64								
45	A	Arizona	34 86	17	A	Princeton	40 52								
325	N	Purdue Fort Wayne	60 46	75	H	Providence	52 68								
217	A	San Diego	49 57	97	A	Bucknell	37 71								

Non-Div I Games:

Monmouth

Montana

Through Games Of Dec. 29, 2019

Average RPI Win:	267	WON-LOST	WINNING	LAST 10	STRENGTH OF	OPP. STRENGTH	TEAM	ADJ.	CONF.	ADJ CONF.
Average RPI Loss:	79	RECORD	PCT. RANK	GAMES	SCHEDULE	OF SCHEDULE	RPI	RPI	RPI	RPI
DIV. I ONLY	4- 4	165	4-4	90	274	128	128	20	20	
DIV. I NON-CONF.	3- 4	202	3-4	58	289	143	143	19	19	
TOTALS	RPI 1-25	RPI 26-50	W-L RECORDS	RPI 51-100	RPI 101-150	RPI 150+				
4- 4	0- 1	0- 1	OVERALL	0- 1	0- 0	4- 1				
1- 2	0- 0	0- 1	HOME	0- 0	0- 0	1- 1				
3- 1	0- 1	0- 0	AWAY	0- 0	0- 0	3- 0				
0- 1	0- 0	0- 0	NEUTRAL	0- 1	0- 0	0- 0				
3- 4	0- 1	0- 1	NON-CONFERENCE	0- 1	0- 0	3- 1				
1- 2	0- 0	0- 1	HOME	0- 0	0- 0	1- 1				
2- 1	0- 1	0- 0	AWAY	0- 0	0- 0	2- 0				
0- 1	0- 0	0- 0	NEUTRAL	0- 1	0- 0	0- 0				
1- 0	0- 0	0- 0	CONFERENCE	0- 0	0- 0	1- 0				
0- 0	0- 0	0- 0	HOME	0- 0	0- 0	0- 0				
1- 0	0- 0	0- 0	AWAY	0- 0	0- 0	1- 0				
0- 0	0- 0	0- 0	NEUTRAL	0- 0	0- 0	0- 0				

RPI 1-25				RPI 26-50				RPI 51-100				RPI 101+				Team's RPI: 128	
RPI	S	Opponent	Score	RPI	S	Opponent	Score	RPI	S	Opponent	Score	RPI	S	Opponent	Score		
25	A	South Dakota	64 96	45	H	Arizona	42 77	84	N	Santa Clara	58 68	160	H	Fresno St.	63 76		
												208	A	Cal St. Fullerton	71 69		
												255	H	Grand Canyon	72 67		
												256	A	Northern Ariz.	79 71		
												347	A	Utah Valley	63 52		
LAST 10 Division I																	
				347	A	Utah Valley	63 52	256	A	Northern Ariz.	79 71						
				208	A	Cal St. Fullerton	71 69	25	A	South Dakota	64 96						
				84	N	Santa Clara	58 68	160	H	Fresno St.	63 76						
				45	H	Arizona	42 77										
				255	H	Grand Canyon	72 67										

Non-Div I Games: Mont. St.-Northern 98 45 Mont. St. Billings 70 53

Montana

Loss, Non-Conf, S Site, H Home A Away N Neutral

Average RPI Win:	303	WON-LOST	WINNING	LAST 10	STRENGTH OF	OPP. STRENGTH	TEAM	ADJ.	CONF.	ADJ CONF.
Average RPI Loss:	57	RECORD	PCT. RANK	GAMES	SCHEDULE	OF SCHEDULE	RPI	RPI	RPI	RPI
DIV. I ONLY	3- 5	228	3-5	76	228	149	149	20	20	
DIV. I NON-CONF.	2- 5	262	2-5	18	169	130	130	19	19	
TOTALS	RPI 1-25	RPI 26-50	W-L RECORDS	RPI 51-100	RPI 101-150	RPI 150+				
3- 5	0- 2	0- 1	OVERALL	0- 0	0- 2	3- 0				
1- 1	0- 1	0- 0	HOME	0- 0	0- 0	1- 0				
2- 2	0- 0	0- 1	AWAY	0- 0	0- 1	2- 0				
0- 2	0- 1	0- 0	NEUTRAL	0- 0	0- 1	0- 0				
2- 5	0- 2	0- 1	NON-CONFERENCE	0- 0	0- 2	2- 0				
1- 1	0- 1	0- 0	HOME	0- 0	0- 0	1- 0				
1- 2	0- 0	0- 1	AWAY	0- 0	0- 1	1- 0				
0- 2	0- 1	0- 0	NEUTRAL	0- 0	0- 1	0- 0				
1- 0	0- 0	0- 0	CONFERENCE	0- 0	0- 0	1- 0				
0- 0	0- 0	0- 0	HOME	0- 0	0- 0	0- 0				
1- 0	0- 0	0- 0	AWAY	0- 0	0- 0	1- 0				
0- 0	0- 0	0- 0	NEUTRAL	0- 0	0- 0	0- 0				

RPI 1-25				RPI 26-50				RPI 51-100				RPI 101+ Team's RPI: 149			
RPI	S	Opponent	Score	RPI	S	Opponent	Score	RPI	S	Opponent	Score	RPI	S	Opponent	Score
7	H	Gonzaga	55 70	35	A	Minnesota	60 71					105	A	South Dakota St.	50 60
11	N	Texas A&M	67 78									129	N	Wichita St.	64 66
												231	H	UC Davis	77 65
												329	A	Seattle U	73 65
												350	A	Sacramento St.	85 48
LAST 10 Division I															
329	A	Seattle U	73 65	350	A	Sacramento St.	85 48								
35	A	Minnesota	60 71	11	N	Texas A&M	67 78								
105	A	South Dakota St.	50 60	129	N	Wichita St.	64 66								
231	H	UC Davis	77 65	7	H	Gonzaga	55 70								

Non-Div I Games: Carroll (MT) 67 33 Mont. St.-Northern 93 34

Montana St.

Loss, Non-Conf, S Site, H Home A Away N Neutral

Non-Conference Record				Through Games Of 2007-2008, 2008-2009						
Average RPI Win:	237	WON-LOST	WINNING	LAST 10	STRENGTH OF	OPP. STRENGTH	TEAM	ADJ.	CONF.	ADJ CONF.
Average RPI Loss:	120	RECORD	PCT. RANK	GAMES	SCHEDULE	OF SCHEDULE	RPI	RPI	RPI	RPI
DIV. I ONLY	2- 7	287	2-7	231	127	305	305	19	19	
DIV. I NON-CONF.	2- 7	287	2-7	232	130	306	306	20	20	

TOTALS	RPI 1-25	RPI 26-50		W-L RECORDS		RPI 51-100	RPI 101-150	RPI 150+		
2- 7	0- 0	0- 1		OVERALL		0- 1	0- 3	2- 2		
2- 2	0- 0	0- 0		HOME		0- 1	0- 0	2- 1		
0- 5	0- 0	0- 1		AWAY		0- 0	0- 3	0- 1		
0- 0	0- 0	0- 0		NEUTRAL		0- 0	0- 0	0- 0		
2- 7	0- 0	0- 1		NON-CONFERENCE		0- 1	0- 3	2- 2		
2- 2	0- 0	0- 0		HOME		0- 1	0- 0	2- 1		
0- 5	0- 0	0- 1		AWAY		0- 0	0- 3	0- 1		
0- 0	0- 0	0- 0		NEUTRAL		0- 0	0- 0	0- 0		
0- 0	0- 0	0- 0		CONFERENCE		0- 0	0- 0	0- 0		
0- 0	0- 0	0- 0		HOME		0- 0	0- 0	0- 0		
0- 0	0- 0	0- 0		AWAY		0- 0	0- 0	0- 0		
0- 0	0- 0	0- 0		NEUTRAL		0- 0	0- 0	0- 0		

RPI 1-25				RPI 26-50				RPI 51-100				RPI 101+				Team's RPI: 305	
RPI	S	Opponent	Score	RPI	S	Opponent	Score	RPI	S	Opponent	Score	RPI	S	Opponent	Score		
				26	A	Kentucky	54 79										
								69	H	N.C. A&T	56 74	106	A	Bowling Green	65 79		
												122	A	Michigan St.	48 93		
												124	A	Dayton	41 58		
												172	A	Valparaiso	53 55		
												206	H	Saint Francis (PA)	65 54		
												219	H	Stetson	55 58		
												267	H	Radford	73 62		
LAST 10 Division I																	
				172	A	Valparaiso	53 55	122	A	Michigan St.	48 93						
				206	H	Saint Francis (PA)	65 54	124	A	Dayton	41 58						
				219	H	Stetson	55 58	267	H	Radford	73 62						
				106	A	Bowling Green	65 79	69	H	N.C. A&T	56 74						
								26	A	Kentucky	54 79						

Non-Div I Games:	Asbury	107	55	Midway	107	55
------------------	--------	-----	----	--------	-----	----

Morehead St.

■ Loss, ■ Non-Conf, S Site, H Home A Away N Neutral

Average RPI Win:	245	WON-LOST	WINNING	LAST 10	STRENGTH OF	OPP. STRENGTH	TEAM	ADJ.	CONF.	ADJ CONF.
Average RPI Loss:	181	RECORD	PCT. RANK	GAMES	SCHEDULE	OF SCHEDULE	RPI	RPI	RPI	RPI
DIV. I ONLY	2- 9	306	2-8	139	326	276	276	31	31	
DIV. I NON-CONF.	2- 9	305	2-8	138	327	279	279	31	31	
TOTALS	RPI 1-25	RPI 26-50	W-L RECORDS	RPI 51-100	RPI 101-150	RPI 150+				
2- 9	0- 0	0- 2	OVERALL	0- 2	0- 1	2- 4				
1- 0	0- 0	0- 0	HOME	0- 0	0- 0	1- 0				
1- 7	0- 0	0- 2	AWAY	0- 1	0- 0	1- 4				
0- 2	0- 0	0- 0	NEUTRAL	0- 1	0- 1	0- 0				
2- 9	0- 0	0- 2	NON-CONFERENCE	0- 2	0- 1	2- 4				
1- 0	0- 0	0- 0	HOME	0- 0	0- 0	1- 0				
1- 7	0- 0	0- 2	AWAY	0- 1	0- 0	1- 4				
0- 2	0- 0	0- 0	NEUTRAL	0- 1	0- 1	0- 0				
0- 0	0- 0	0- 0	CONFERENCE	0- 0	0- 0	0- 0				
0- 0	0- 0	0- 0	HOME	0- 0	0- 0	0- 0				
0- 0	0- 0	0- 0	AWAY	0- 0	0- 0	0- 0				
0- 0	0- 0	0- 0	NEUTRAL	0- 0	0- 0	0- 0				

RPI S	Opponent	Score	RPI S	Opponent	Score	RPI S	Opponent	Score	RPI S	Opponent	Score	Team's RPI: 276
38	A Marquette	48 70	74	A Nebraska	55 78	127	N Akron	45 52				
49	A Michigan	48 80	90	N Stony Brook	56 63	167	H Texas St.	72 62				
						275	A Omaha	64 70				
						312	A UMBC	63 65				
						322	A Marshall	57 52				
						324	A Hofstra	39 51				
						339	A Saint Peter's	77 78				
LAST 10 Division I												
127	N Akron	45 52	167	H Texas St.	72 62							
90	N Stony Brook	56 63	312	A UMBC	63 65							
322	A Marshall	57 52	324	A Hofstra	39 51							
275	A Omaha	64 70	49	A Michigan	48 80							
74	A Nebraska	55 78	339	A Saint Peter's	77 78							

Non-Div I Games: Washington Adventis84 52 Notre Dame (MD) 113 34

Morgan St.

Loss, Non-Conf, S Site, H Home A Away N Neutral

Mt. St. Mary's

Through Games Of Dec. 29, 2019

Average RPI Win:	242	WON-LOST	WINNING	LAST 10	STRENGTH OF	OPP. STRENGTH	TEAM	ADJ.	CONF.	ADJ CONF.
Average RPI Loss:	131	RECORD	PCT. RANK	GAMES	SCHEDULE	OF SCHEDULE	RPI	RPI	RPI	RPI
DIV. I ONLY	4- 7	229	4-6	220	159	225	225	30	30	
DIV. I NON-CONF.	4- 7	224	4-6	219	160	225	225	30	30	
TOTALS	RPI 1-25	RPI 26-50	W-L RECORDS	RPI 51-100	RPI 101-150	RPI 150+				
4- 7	0- 1	0- 1	OVERALL	1- 2	0- 0	3- 3				
2- 1	0- 0	0- 0	HOME	0- 1	0- 0	2- 0				
1- 5	0- 1	0- 1	AWAY	0- 1	0- 0	1- 2				
1- 1	0- 0	0- 0	NEUTRAL	1- 0	0- 0	0- 1				
4- 7	0- 1	0- 1	NON-CONFERENCE	1- 2	0- 0	3- 3				
2- 1	0- 0	0- 0	HOME	0- 1	0- 0	2- 0				
1- 5	0- 1	0- 1	AWAY	0- 1	0- 0	1- 2				
1- 1	0- 0	0- 0	NEUTRAL	1- 0	0- 0	0- 1				
0- 0	0- 0	0- 0	CONFERENCE	0- 0	0- 0	0- 0				
0- 0	0- 0	0- 0	HOME	0- 0	0- 0	0- 0				
0- 0	0- 0	0- 0	AWAY	0- 0	0- 0	0- 0				
0- 0	0- 0	0- 0	NEUTRAL	0- 0	0- 0	0- 0				

RPI 1-25				RPI 26-50				RPI 51-100				RPI 101+				Team's RPI: 225
RPI	S	Opponent	Score	RPI	S	Opponent	Score	RPI	S	Opponent	Score	RPI	S	Opponent	Score	
12	A	Indiana	52 75	26	A	Kentucky	44 67	60	A	Old Dominion	34 85	190	N	Hampton	60 68	
								77	H	Lehigh	65 66	252	A	Towson	57 73	
								100	N	Richmond	75 67	267	A	Radford	75 58	
												289	H	Loyola Maryland	81 75	
												301	A	UMES	76 78	
												312	H	UMBC	71 61	
LAST 10 Division I																
60	A	Old Dominion	34 85	190	N	Hampton	60 68									
100	N	Richmond	75 67	301	A	UMES	76 78									
312	H	UMBC	71 61	77	H	Lehigh	65 66									
252	A	Towson	57 73	289	H	Loyola Maryland	81 75									
12	A	Indiana	52 75	267	A	Radford	75 58									

Non-Div I Games: Frostburg St. 94 40

Mt. St. Mary's

Loss, Non-Conf, S Site, H Home A Away N Neutral

Average RPI Win:	306	WON-LOST	WINNING	LAST 10	STRENGTH OF	OPP. STRENGTH	TEAM	ADJ.	CONF.	ADJ CONF.
Average RPI Loss:	66	RECORD	PCT. RANK	GAMES	SCHEDULE	OF SCHEDULE	RPI	RPI	RPI	RPI
DIV. I ONLY	5- 4	136	5-4	311	106	192	192	19	19	
DIV. I NON-CONF.	5- 4	134	5-4	311	104	188	188	20	20	
TOTALS	RPI 1-25	RPI 26-50	W-L RECORDS	RPI 51-100	RPI 101-150	RPI 150+				
5- 4	0- 2	0- 0	OVERALL	0- 1	0- 0	5- 1				
2- 1	0- 0	0- 0	HOME	0- 0	0- 0	2- 1				
3- 3	0- 2	0- 0	AWAY	0- 1	0- 0	3- 0				
0- 0	0- 0	0- 0	NEUTRAL	0- 0	0- 0	0- 0				
5- 4	0- 2	0- 0	NON-CONFERENCE	0- 1	0- 0	5- 1				
2- 1	0- 0	0- 0	HOME	0- 0	0- 0	2- 1				
3- 3	0- 2	0- 0	AWAY	0- 1	0- 0	3- 0				
0- 0	0- 0	0- 0	NEUTRAL	0- 0	0- 0	0- 0				
0- 0	0- 0	0- 0	CONFERENCE	0- 0	0- 0	0- 0				
0- 0	0- 0	0- 0	HOME	0- 0	0- 0	0- 0				
0- 0	0- 0	0- 0	AWAY	0- 0	0- 0	0- 0				
0- 0	0- 0	0- 0	NEUTRAL	0- 0	0- 0	0- 0				

RPI 1-25				RPI 26-50				RPI 51-100				RPI 101+ Team's RPI: 192			
RPI	S	Opponent	Score	RPI	S	Opponent	Score	RPI	S	Opponent	Score	RPI	S	Opponent	Score
3	A	Louisville	40 76					86	A	Southern Ill.	66 76	155	H	Samford	56 84
18	A	Mississippi St.	43 124									243	H	Arkansas St.	77 62
												288	H	Indiana St.	70 62
												321	A	Lipscomb	67 57
												335	A	Evansville	61 59
												344	A	Mississippi Val.	72 66
LAST 10 Division I															
155	H	Samford	56 84	288	H	Indiana St.	70 62								
86	A	Southern Ill.	66 76	335	A	Evansville	61 59								
344	A	Mississippi Val.	72 66	243	H	Arkansas St.	77 62								
3	A	Louisville	40 76	321	A	Lipscomb	67 57								
				18	A	Mississippi St.	43 124								

Non-Div I Games: Cumberland (TN) 93 60 Christian Bros. 95 59

Murray St.

Average RPI Win:	213	WON-LOST	WINNING	LAST 10	STRENGTH OF	OPP. STRENGTH	TEAM	ADJ.	CONF.	ADJ CONF.
Average RPI Loss:	56	RECORD	PCT. RANK	GAMES	SCHEDULE	OF SCHEDULE	RPI	RPI	RPI	RPI
DIV. I ONLY	5- 4	136	5-4	95	48	69	69	31	31	
DIV. I NON-CONF.	5- 4	134	5-4	92	47	70	70	31	31	
TOTALS	RPI 1-25	RPI 26-50	W-L RECORDS	RPI 51-100	RPI 101-150	RPI 150+				
5- 4	0- 2	0- 0	OVERALL	0- 1	1- 1	4- 0				
2- 0	0- 0	0- 0	HOME	0- 0	1- 0	1- 0				
2- 3	0- 1	0- 0	AWAY	0- 1	0- 1	2- 0				
1- 1	0- 1	0- 0	NEUTRAL	0- 0	0- 0	1- 0				
5- 4	0- 2	0- 0	NON-CONFERENCE	0- 1	1- 1	4- 0				
2- 0	0- 0	0- 0	HOME	0- 0	1- 0	1- 0				
2- 3	0- 1	0- 0	AWAY	0- 1	0- 1	2- 0				
1- 1	0- 1	0- 0	NEUTRAL	0- 0	0- 0	1- 0				
0- 0	0- 0	0- 0	CONFERENCE	0- 0	0- 0	0- 0				
0- 0	0- 0	0- 0	HOME	0- 0	0- 0	0- 0				
0- 0	0- 0	0- 0	AWAY	0- 0	0- 0	0- 0				
0- 0	0- 0	0- 0	NEUTRAL	0- 0	0- 0	0- 0				

RPI 1-25				RPI 26-50				RPI 51-100 Team's RPI: 69				RPI 101+			
RPI	S	Opponent	Score	RPI	S	Opponent	Score	RPI	S	Opponent	Score	RPI	S	Opponent	Score
20	A	NC State	44 80					53	A	Georgia	54 72	119	H	UNC Greensboro	57 48
23	N	Miami (FL)	67 68									127	A	Akron	52 64
												162	A	Clemson	82 74
												238	H	ETSU	80 69
												243	N	Arkansas St.	55 50
												305	A	Morehead St.	74 56
LAST 10 Division I															
162	A	Clemson	82 74	305	A	Morehead St.	74 56								
127	A	Akron	52 64	243	N	Arkansas St.	55 50								
119	H	UNC Greensboro	57 48	23	N	Miami (FL)	67 68								
20	A	NC State	44 80	238	H	ETSU	80 69								
				53	A	Georgia	54 72								

Non-Div I Games: Saint Augustine's 75 44 Johnson & Wales (NC121 61

N.C. A&T

Loss, Non-Conf, S Site, H Home A Away N Neutral

N.C. Central

Through Games Of Dec. 29, 2019

Average RPI Win:	284	WON-LOST	WINNING	LAST 10	STRENGTH OF	OPP. STRENGTH	TEAM	ADJ.	CONF.	ADJ CONF.
Average RPI Loss:	189	RECORD	PCT. RANK	GAMES	SCHEDULE	OF SCHEDULE	RPI	RPI	RPI	RPI
DIV. I ONLY	2- 9	306	2-8	247	291	316	316	31	31	
DIV. I NON-CONF.	2- 9	305	2-8	248	287	314	314	31	31	
TOTALS	RPI 1-25	RPI 26-50	W-L RECORDS	RPI 51-100	RPI 101-150	RPI 150+				
2- 9	0- 1	0- 0	OVERALL	0- 2	0- 1	2- 5				
1- 3	0- 0	0- 0	HOME	0- 0	0- 0	1- 3				
1- 5	0- 1	0- 0	AWAY	0- 2	0- 1	1- 1				
0- 1	0- 0	0- 0	NEUTRAL	0- 0	0- 0	0- 1				
2- 9	0- 1	0- 0	NON-CONFERENCE	0- 2	0- 1	2- 5				
1- 3	0- 0	0- 0	HOME	0- 0	0- 0	1- 3				
1- 5	0- 1	0- 0	AWAY	0- 2	0- 1	1- 1				
0- 1	0- 0	0- 0	NEUTRAL	0- 0	0- 0	0- 1				
0- 0	0- 0	0- 0	CONFERENCE	0- 0	0- 0	0- 0				
0- 0	0- 0	0- 0	HOME	0- 0	0- 0	0- 0				
0- 0	0- 0	0- 0	AWAY	0- 0	0- 0	0- 0				
0- 0	0- 0	0- 0	NEUTRAL	0- 0	0- 0	0- 0				

RPI 1-25				RPI 26-50				RPI 51-100				RPI 101+ Team's RPI: 316			
RPI	S	Opponent	Score	RPI	S	Opponent	Score	RPI	S	Opponent	Score	RPI	S	Opponent	Score
16	A	Iowa	50 102					59	A	California	69 90	123	A	North Carolina	53 92
								80	A	CSU Bakersfield	71 80	214	N	Penn St.	68 92
												222	H	Campbell	67 64
												295	H	Winthrop	46 56
												297	A	Col. of Charleston	78 85
												307	H	High Point	58 78
												314	H	FIU	58 59
												345	A	LIU Brooklyn	61 59
LAST 10 Division I															
345	A	LIU Brooklyn	61 59	80	A	CSU Bakersfield	71 80	214	N	Penn St.	68 92	59	A	California	69 90
16	A	Iowa	50 102	59	A	California	69 90	307	H	High Point	58 78	222	H	Campbell	67 64
123	A	North Carolina	53 92	58	59										
314	H	FIU	58 59	78	85										
297	A	Col. of Charleston	78 85												

Non-Div I Games: Washington Adventis83 48 Lincoln (PA) 53 68

N.C. Central

N
C
S
t
a
t
e

NC State				Through Games Of Dec. 29, 2019							
Average RPI Win:	154	WON-LOST	WINNING	LAST 10	STRENGTH OF	OPP. STRENGTH	TEAM	ADJ.	CONF.	ADJ CONF.	
Average RPI Loss:	0	RECORD	PCT. RANK	GAMES	SCHEDULE	OF SCHEDULE	RPI	RPI	RPI	RPI	
DIV. I ONLY		12- 0	1	10-0	193	29	20	20	3	3	
DIV. I NON-CONF.		11- 0	1	9-0	201	30	22	22	3	3	
<hr/>											
TOTALS	RPI 1-25	RPI 26-50		W-L RECORDS	RPI 51-100		RPI 101-150		RPI 150+		
12- 0	0- 0	1- 0		OVERALL	3- 0		2- 0		6- 0		
7- 0	0- 0	1- 0		HOME	1- 0		0- 0		5- 0		
3- 0	0- 0	0- 0		AWAY	1- 0		2- 0		0- 0		
2- 0	0- 0	0- 0		NEUTRAL	1- 0		0- 0		1- 0		
<hr/>											
11- 0	0- 0	1- 0		NON-CONFERENCE	2- 0		2- 0		6- 0		
7- 0	0- 0	1- 0		HOME	1- 0		0- 0		5- 0		
2- 0	0- 0	0- 0		AWAY	0- 0		2- 0		0- 0		
2- 0	0- 0	0- 0		NEUTRAL	1- 0		0- 0		1- 0		
<hr/>											
1- 0	0- 0	0- 0		CONFERENCE	1- 0		0- 0		0- 0		
0- 0	0- 0	0- 0		HOME	0- 0		0- 0		0- 0		
1- 0	0- 0	0- 0		AWAY	1- 0		0- 0		0- 0		
0- 0	0- 0	0- 0		NEUTRAL	0- 0		0- 0		0- 0		
<hr/>											
RPI 1-25		Team's RPI: 20		RPI 26-50		RPI 51-100		RPI 101+			
RPI	S	Opponent	Score	RPI	S	Opponent	Score	RPI	S	Opponent	Score
27	H	Maryland	66 59	69	H	N.C. A&T	80 44	120	A	Saint Mary's (CA)	87 70
				93	N	Texas	84 73	146	A	Hawaii	68 59
				96	A	Boston College	72 54	151	H	Lamar University	81 40
								185	H	Elon	62 49
								204	N	North Texas	76 65
								233	H	Chattanooga	74 38
								249	H	Maine	62 34
								280	H	UNCW	80 40
<hr/>											
LAST 10 Division I											
				96	A	Boston College	72 54	204	N	North Texas	76 65
				233	H	Chattanooga	74 38	146	A	Hawaii	68 59
				185	H	Elon	62 49	93	N	Texas	84 73
				27	H	Maryland	66 59	120	A	Saint Mary's (CA)	87 70
				151	H	Lamar University	81 40	249	H	Maine	62 34

N
C
S
t
a
t
e

Non-Div I Games:

NC State

Average RPI Win:	309	WON-LOST	WINNING	LAST 10	STRENGTH OF	OPP. STRENGTH	TEAM	ADJ.	CONF.	ADJ CONF.
Average RPI Loss:	180	RECORD	PCT. RANK	GAMES	SCHEDULE	OF SCHEDULE	RPI	RPI	RPI	RPI
DIV. I ONLY	3- 9	272	3-7	259	321	311	311	14	14	
DIV. I NON-CONF.	3- 9	276	3-7	261	322	310	310	14	14	
TOTALS	RPI 1-25	RPI 26-50	W-L RECORDS	RPI 51-100	RPI 101-150	RPI 150+				
3- 9	0- 0	0- 1	OVERALL	0- 2	0- 1	3- 5				
2- 3	0- 0	0- 0	HOME	0- 2	0- 0	2- 1				
1- 6	0- 0	0- 1	AWAY	0- 0	0- 1	1- 4				
0- 0	0- 0	0- 0	NEUTRAL	0- 0	0- 0	0- 0				
3- 9	0- 0	0- 1	NON-CONFERENCE	0- 2	0- 1	3- 5				
2- 3	0- 0	0- 0	HOME	0- 2	0- 0	2- 1				
1- 6	0- 0	0- 1	AWAY	0- 0	0- 1	1- 4				
0- 0	0- 0	0- 0	NEUTRAL	0- 0	0- 0	0- 0				
0- 0	0- 0	0- 0	CONFERENCE	0- 0	0- 0	0- 0				
0- 0	0- 0	0- 0	HOME	0- 0	0- 0	0- 0				
0- 0	0- 0	0- 0	AWAY	0- 0	0- 0	0- 0				
0- 0	0- 0	0- 0	NEUTRAL	0- 0	0- 0	0- 0				

RPI 1-25				RPI 26-50				RPI 51-100				RPI 101+				Team's RPI: 311	
RPI	S	Opponent	Score	RPI	S	Opponent	Score	RPI	S	Opponent	Score	RPI	S	Opponent	Score		
				39	A	Colorado	57 80	67	H	Colgate	52 79	148	A	Columbia	43 99		
								91	H	Penn	51 85	159	A	Cornell	44 68		
												202	A	Wagner	59 61		
												260	H	St. Francis Brooklyn	88 69		
												265	A	Vermont	59 65		
												313	A	Air Force	48 68		
												327	A	Hartford	61 52		
												336	H	Fairleigh Dickinson	59 68		
												339	H	Saint Peter's	76 73		
LAST 10 Division I																	
				148	A	Columbia	43 99	339	H	Saint Peter's	76 73						
				265	A	Vermont	59 65	260	H	St. Francis Brooklyn	88 69						
				336	H	Fairleigh Dickinson	59 68	202	A	Wagner	59 61						
				327	A	Hartford	61 52	159	A	Cornell	44 68						
				39	A	Colorado	57 80	91	H	Penn	51 85						

Non-Div I Games:

NJIT

RPI 1-25				RPI 26-50				RPI 51-100				RPI 101+				Team's RPI: 262	
RPI	S	Opponent	Score	RPI	S	Opponent	Score	RPI	S	Opponent	Score	RPI	S	Opponent	Score		
												123	A	North Carolina	40	80	
												162	A	Clemson	65	52	
												165	H	La Salle	61	46	
												184	H	Kennesaw St.	82	62	
												196	H	George Mason	58	67	
												249	A	Maine	41	46	
												265	A	Vermont	56	64	
												271	A	Fairfield	52	66	
												313	H	Air Force	67	59	
LAST 10 Division I																	
				196	H	George Mason	58	67	313	H	Air Force	67	59				
				271	A	Fairfield	52	66	249	A	Maine	41	46				
				165	H	La Salle	61	46	265	A	Vermont	56	64				
				184	H	Kennesaw St.	82	62	123	A	North Carolina	40	80				
									162	A	Clemson	65	52				

Navy

Page 187

Nebraska

Through Games Of Dec. 29, 2019

Average RPI Win:	185	WON-LOST	WINNING	LAST 10	STRENGTH OF	OPP. STRENGTH	TEAM	ADJ.	CONF.	ADJ CONF.
Average RPI Loss:	14	RECORD	PCT. RANK	GAMES	SCHEDULE	OF SCHEDULE	RPI	RPI	RPI	RPI
DIV. I ONLY	11- 1	16	9-1	298	5	74	74	2	2	
DIV. I NON-CONF.	10- 1	19	8-1	324	6	103	103	2	2	
TOTALS	RPI 1-25	RPI 26-50	W-L RECORDS	RPI 51-100	RPI 101-150	RPI 150+				
11- 1	1- 1	1- 0	OVERALL	1- 0	0- 0	8- 0				
8- 1	1- 1	1- 0	HOME	0- 0	0- 0	6- 0				
1- 0	0- 0	0- 0	AWAY	0- 0	0- 0	1- 0				
2- 0	0- 0	0- 0	NEUTRAL	1- 0	0- 0	1- 0				
10- 1	0- 1	1- 0	NON-CONFERENCE	1- 0	0- 0	8- 0				
7- 1	0- 1	1- 0	HOME	0- 0	0- 0	6- 0				
1- 0	0- 0	0- 0	AWAY	0- 0	0- 0	1- 0				
2- 0	0- 0	0- 0	NEUTRAL	1- 0	0- 0	1- 0				
1- 0	1- 0	0- 0	CONFERENCE	0- 0	0- 0	0- 0				
1- 0	1- 0	0- 0	HOME	0- 0	0- 0	0- 0				
0- 0	0- 0	0- 0	AWAY	0- 0	0- 0	0- 0				
0- 0	0- 0	0- 0	NEUTRAL	0- 0	0- 0	0- 0				

RPI	S	Opponent	Score	RPI	S	Opponent	Score	RPI	S	Opponent	Score	RPI	S	Opponent	Score
14	H	Creighton	74 79	31	H	Duke	83 79	82	N	Southern California	67 54	179	H	Alabama A&M	68 46
16	H	Iowa	78 69									194	A	Missouri	90 85
												213	H	Oral Roberts	77 67
												215	H	Manhattan	71 51
												244	H	Southern U.	73 39
												276	H	Morgan St.	78 55
												283	N	Sacred Heart	72 49
												298	H	SIUE	63 49
LAST 10 Division I															
16	H	Iowa	78 69	82	N	Southern California	67 54	14	H	Creighton	74 79				
215	H	Manhattan	71 51	244	H	Southern U.	73 39	298	H	SIUE	63 49				
213	H	Oral Roberts	77 67	276	H	Morgan St.	78 55								
31	H	Duke	83 79												
283	N	Sacred Heart	72 49												

Non-Div I Games:

Nebraska

■ Loss,
 ■ Non-Conf, S Site,
 ■ Home
 ■ Away
 N Neutral

Average RPI Loss: 181

Average RPI Win:	304	WON-LOST	WINNING	LAST 10	STRENGTH OF	OPP. STRENGTH	TEAM	ADJ.	CONF.	ADJ CONF.
Average RPI Loss:	181	RECORD	PCT. RANK	GAMES	SCHEDULE	OF SCHEDULE	RPI	RPI	RPI	RPI
DIV. I ONLY		6- 5	147	5-5	343	306	308	308	24	24
DIV. I NON-CONF.		6- 4	120	5-4	342	307	278	278	25	25
TOTALS	RPI 1-25		RPI 26-50	W-L RECORDS	RPI 51-100		RPI 101-150		RPI 150+	
6- 5	0- 0		0- 0	OVERALL	0- 1		1- 1		5- 3	
4- 2	0- 0		0- 0	HOME	0- 0		1- 1		3- 1	
1- 3	0- 0		0- 0	AWAY	0- 1		0- 0		1- 2	
1- 0	0- 0		0- 0	NEUTRAL	0- 0		0- 0		1- 0	
6- 4	0- 0		0- 0	NON-CONFERENCE	0- 1		1- 1		5- 2	
4- 1	0- 0		0- 0	HOME	0- 0		1- 1		3- 0	
1- 3	0- 0		0- 0	AWAY	0- 1		0- 0		1- 2	
1- 0	0- 0		0- 0	NEUTRAL	0- 0		0- 0		1- 0	
0- 1	0- 0		0- 0	CONFERENCE	0- 0		0- 0		0- 1	
0- 1	0- 0		0- 0	HOME	0- 0		0- 0		0- 1	
0- 0	0- 0		0- 0	AWAY	0- 0		0- 0		0- 0	
0- 0	0- 0		0- 0	NEUTRAL	0- 0		0- 0		0- 0	

RPI 1-25				RPI 26-50				RPI 51-100				RPI 101+				Team's RPI: 308	
RPI	S	Opponent	Score	RPI	S	Opponent	Score	RPI	S	Opponent	Score	RPI	S	Opponent	Score		
								82	A	Southern California	47	50	120	H	Saint Mary's (CA)	78	72
													142	H	SFA	65	80
													180	A	Portland St.	75	80
													186	A	Utah	62	68
													313	H	Air Force	61	68
													323	H	Cal Poly	71	40
													340	H	Chicago St.	80	60
													342	N	UTRGV	62	57
													347	A	Utah Valley	60	57
													350	H	Sacramento St.	83	72
LAST 10 Division I																	
				323	H	Cal Poly	71	40				142	H	SFA	65	80	
				342	N	UTRGV	62	57				340	H	Chicago St.	80	60	
				82	A	Southern California	47	50				180	A	Portland St.	75	80	
				186	A	Utah	62	68				347	A	Utah Valley	60	57	
				313	H	Air Force	61	68				350	H	Sacramento St.	83	72	

Non-Div I Games:	Stanislaus St.	80	62
------------------	----------------	----	----

Nevada

■ Loss, ■ Non-Conf, S Site, H Home A Away N Neutral

New Hampshire

Through Games Of Dec. 29, 2019

Average RPI Win:	323	WON-LOST	WINNING	LAST 10	STRENGTH OF	OPP. STRENGTH	TEAM	ADJ.	CONF.	ADJ CONF.
Average RPI Loss:	154	RECORD	PCT. RANK	GAMES	SCHEDULE	OF SCHEDULE	RPI	RPI	RPI	RPI
DIV. I ONLY	2- 9	306	2-8	221	252	303	303	27	27	
DIV. I NON-CONF.	2- 9	305	2-8	221	255	304	304	27	27	
TOTALS	RPI 1-25	RPI 26-50	W-L RECORDS	RPI 51-100	RPI 101-150	RPI 150+				
2- 9	0- 1	0- 1	OVERALL	0- 0	0- 2	2- 5				
1- 3	0- 0	0- 0	HOME	0- 0	0- 0	1- 3				
1- 6	0- 1	0- 1	AWAY	0- 0	0- 2	1- 2				
0- 0	0- 0	0- 0	NEUTRAL	0- 0	0- 0	0- 0				
2- 9	0- 1	0- 1	NON-CONFERENCE	0- 0	0- 2	2- 5				
1- 3	0- 0	0- 0	HOME	0- 0	0- 0	1- 3				
1- 6	0- 1	0- 1	AWAY	0- 0	0- 2	1- 2				
0- 0	0- 0	0- 0	NEUTRAL	0- 0	0- 0	0- 0				
0- 0	0- 0	0- 0	CONFERENCE	0- 0	0- 0	0- 0				
0- 0	0- 0	0- 0	HOME	0- 0	0- 0	0- 0				
0- 0	0- 0	0- 0	AWAY	0- 0	0- 0	0- 0				
0- 0	0- 0	0- 0	NEUTRAL	0- 0	0- 0	0- 0				

RPI 1-25				RPI 26-50				RPI 51-100				RPI 101+ Team's RPI: 303			
RPI	S	Opponent	Score	RPI	S	Opponent	Score	RPI	S	Opponent	Score	RPI	S	Opponent	Score
17	A	Princeton	37 77	37	A	Baylor	29 97					114	A	Holy Cross	61 82
												125	A	Merrimack	54 64
												153	A	Massachusetts	65 67
												158	A	Dartmouth	47 66
												210	H	Boston U.	64 78
												277	H	Brown	68 76
												296	H	North Dakota St.	61 67
												317	A	Bryant	68 56
												328	H	Central Conn. St.	70 59
LAST 10 Division I															
17	A	Princeton	37 77	296	H	North Dakota St.	61 67								
114	A	Holy Cross	61 82	277	H	Brown	68 76								
158	A	Dartmouth	47 66	125	A	Merrimack	54 64								
328	H	Central Conn. St.	70 59	210	H	Boston U.	64 78								
153	A	Massachusetts	65 67	317	A	Bryant	68 56								

Non-Div I Games: Wheaton (MA) 89 44

New Hampshire

■ Loss,
 ■ Non-Conf,
 ■ S Site,
 ■ Home
 ■ A Away
 N Neutral

New Mexico

Through Games Of Dec. 29, 2019

Average RPI Win:	224	WON-LOST	WINNING	LAST 10	STRENGTH OF	OPP. STRENGTH	TEAM	ADJ.	CONF.	ADJ CONF.
Average RPI Loss:	119	RECORD	PCT. RANK	GAMES	SCHEDULE	OF SCHEDULE	RPI	RPI	RPI	RPI
DIV. I ONLY	8- 6	134	4-6	206	138	169	169	24	24	
DIV. I NON-CONF.	8- 4	87	4-4	218	149	144	144	25	25	
TOTALS	RPI 1-25	RPI 26-50	W-L RECORDS	RPI 51-100	RPI 101-150	RPI 150+				
8- 6	0- 0	0- 1	OVERALL	1- 3	1- 0	6- 2				
5- 3	0- 0	0- 0	HOME	1- 1	1- 0	3- 2				
2- 2	0- 0	0- 0	AWAY	0- 2	0- 0	2- 0				
1- 1	0- 0	0- 1	NEUTRAL	0- 0	0- 0	1- 0				
8- 4	0- 0	0- 1	NON-CONFERENCE	1- 2	1- 0	6- 1				
5- 2	0- 0	0- 0	HOME	1- 1	1- 0	3- 1				
2- 1	0- 0	0- 0	AWAY	0- 1	0- 0	2- 0				
1- 1	0- 0	0- 1	NEUTRAL	0- 0	0- 0	1- 0				
0- 2	0- 0	0- 0	CONFERENCE	0- 1	0- 0	0- 1				
0- 1	0- 0	0- 0	HOME	0- 0	0- 0	0- 1				
0- 1	0- 0	0- 0	AWAY	0- 1	0- 0	0- 0				
0- 0	0- 0	0- 0	NEUTRAL	0- 0	0- 0	0- 0				

RPI 1-25				RPI 26-50				RPI 51-100				RPI 101+				Team's RPI: 169	
RPI	S	Opponent	Score	RPI	S	Opponent	Score	RPI	S	Opponent	Score	RPI	S	Opponent	Score		
				50	N	West Virginia	60 73	64	A	Arizona St.	47 84	104	H	Houston	81 71		
								72	A	Boise St.	82 83	177	H	Wyoming	66 73		
								75	H	Providence	86 68	194	N	Missouri	71 68		
								81	H	Ball St.	57 70	254	A	UTEP	93 78		
												256	H	Northern Ariz.	83 76		
												268	H	LMU (CA)	72 73		
												270	H	UC Riverside	80 70		
												319	A	New Mexico St.	86 67		
												319	H	New Mexico St.	107 53		
LAST 10 Division I																	
				81	H	Ball St.	57 70	177	H	Wyoming	66 73						
				268	H	LMU (CA)	72 73	72	A	Boise St.	82 83						
				75	H	Providence	86 68	50	N	West Virginia	60 73						
				319	H	New Mexico St.	107 53	194	N	Missouri	71 68						
				64	A	Arizona St.	47 84	254	A	UTEP	93 78						

Non-Div I Games: Northern N.M. 92 44

New Mexico

Loss,
Non-Conf, S Site,
H Home
A Away
N Neutral

New Mexico St.

Through Games Of Dec. 29, 2019

Average RPI Win:	292	WON-LOST	WINNING	LAST 10	STRENGTH OF	OPP. STRENGTH	TEAM	ADJ.	CONF.	ADJ CONF.
Average RPI Loss:	209	RECORD	PCT. RANK	GAMES	SCHEDULE	OF SCHEDULE	RPI	RPI	RPI	RPI
DIV. I ONLY	2- 10	315	1-9	207	328	319	319	32	32	
DIV. I NON-CONF.	2- 10	314	1-9	199	330	316	316	32	32	
TOTALS	RPI 1-25	RPI 26-50	W-L RECORDS	RPI 51-100	RPI 101-150	RPI 150+				
2- 10	0- 0	0- 0	OVERALL	0- 1	0- 1	2- 8				
1- 5	0- 0	0- 0	HOME	0- 1	0- 0	1- 4				
1- 3	0- 0	0- 0	AWAY	0- 0	0- 1	1- 2				
0- 2	0- 0	0- 0	NEUTRAL	0- 0	0- 0	0- 2				
2- 10	0- 0	0- 0	NON-CONFERENCE	0- 1	0- 1	2- 8				
1- 5	0- 0	0- 0	HOME	0- 1	0- 0	1- 4				
1- 3	0- 0	0- 0	AWAY	0- 0	0- 1	1- 2				
0- 2	0- 0	0- 0	NEUTRAL	0- 0	0- 0	0- 2				
0- 0	0- 0	0- 0	CONFERENCE	0- 0	0- 0	0- 0				
0- 0	0- 0	0- 0	HOME	0- 0	0- 0	0- 0				
0- 0	0- 0	0- 0	AWAY	0- 0	0- 0	0- 0				
0- 0	0- 0	0- 0	NEUTRAL	0- 0	0- 0	0- 0				

RPI 1-25			RPI 26-50			RPI 51-100			RPI 101+			Team's RPI: 319
RPI	S	Opponent	Score	RPI	S	Opponent	Score	RPI	S	Opponent	Score	
						64 H Arizona St.	47 70	102 A Abilene Christian		54 67		
								169 A New Mexico		53 107		
								169 H New Mexico		67 86		
								240 N Western Mich.		76 79		
								253 H Pepperdine		69 72		
								254 A UTEP		45 65		
								254 H UTEP		57 63		
								270 H UC Riverside		58 60		
								279 A Denver		78 75		
								304 H Weber St.		77 47		
								310 N Georgia St.		51 59		
LAST 10 Division I												
102 A		Abilene Christian	54 67	310 N		Georgia St.	51 59					
64 H		Arizona St.	47 70	254 A		UTEP	45 65					
169 A		New Mexico	53 107	253 H		Pepperdine	69 72					
304 H		Weber St.	77 47	169 H		New Mexico	67 86					
240 N		Western Mich.	76 79	254 H		UTEP	57 63					

Non-Div I Games: Western N.M. 75 56

New Mexico St.

 Loss,
 Non-Conf,
 S Site,
 H Home
 A Away
 N Neutral

Average RPI Win: 213		WON-LOST	WINNING	LAST 10	STRENGTH OF	OPP. STRENGTH	TEAM	ADJ.	CONF.	ADJ CONF.
Average RPI Loss: 123		RECORD	PCT. RANK	GAMES	SCHEDULE	OF SCHEDULE	RPI	RPI	RPI	RPI
DIV. I ONLY		2- 7	287	2-7	12	334	168	168	26	26
DIV. I NON-CONF.		2- 5	262	2-5	11	325	127	127	24	24
TOTALS	RPI 1-25		RPI 26-50		W-L RECORDS		RPI 51-100		RPI 101-150	RPI 150+
2- 7	0- 0		0- 2		OVERALL		0- 0		1- 1	1- 4
1- 2	0- 0		0- 0		HOME		0- 0		1- 0	0- 2
1- 5	0- 0		0- 2		AWAY		0- 0		0- 1	1- 2
0- 0	0- 0		0- 0		NEUTRAL		0- 0		0- 0	0- 0
2- 5	0- 0		0- 2		NON-CONFERENCE		0- 0		1- 0	1- 3
1- 1	0- 0		0- 0		HOME		0- 0		1- 0	0- 1
1- 4	0- 0		0- 2		AWAY		0- 0		0- 0	1- 2
0- 0	0- 0		0- 0		NEUTRAL		0- 0		0- 0	0- 0
0- 2	0- 0		0- 0		CONFERENCE		0- 0		0- 1	0- 1
0- 1	0- 0		0- 0		HOME		0- 0		0- 0	0- 1
0- 1	0- 0		0- 0		AWAY		0- 0		0- 1	0- 0
0- 0	0- 0		0- 0		NEUTRAL		0- 0		0- 0	0- 0

[illegible]

Non-Div I Games:	Pensacola Christian	91	31	Tougaloo	91	69
------------------	---------------------	----	----	----------	----	----

New Orleans

■ Loss, ■ Non-Conf, S Site, H Home A Away N Neutral

Niagara

Through Games Of Dec. 29, 2019

Average RPI Win:	308	WON-LOST	WINNING	LAST 10	STRENGTH OF	OPP. STRENGTH	TEAM	ADJ.	CONF.	ADJ CONF.
Average RPI Loss:	127	RECORD	PCT. RANK	GAMES	SCHEDULE	OF SCHEDULE	RPI	RPI	RPI	RPI
DIV. I ONLY	2- 7	287	2-7	92	307	227	227	23	23	
DIV. I NON-CONF.	2- 7	287	2-7	90	304	228	228	23	23	
TOTALS	RPI 1-25	RPI 26-50	W-L RECORDS	RPI 51-100	RPI 101-150	RPI 150+				
2- 7	0- 0	0- 1	OVERALL	0- 2	0- 1	2- 3				
1- 1	0- 0	0- 0	HOME	0- 1	0- 0	1- 0				
1- 6	0- 0	0- 1	AWAY	0- 1	0- 1	1- 3				
0- 0	0- 0	0- 0	NEUTRAL	0- 0	0- 0	0- 0				
2- 7	0- 0	0- 1	NON-CONFERENCE	0- 2	0- 1	2- 3				
1- 1	0- 0	0- 0	HOME	0- 1	0- 0	1- 0				
1- 6	0- 0	0- 1	AWAY	0- 1	0- 1	1- 3				
0- 0	0- 0	0- 0	NEUTRAL	0- 0	0- 0	0- 0				
0- 0	0- 0	0- 0	CONFERENCE	0- 0	0- 0	0- 0				
0- 0	0- 0	0- 0	HOME	0- 0	0- 0	0- 0				
0- 0	0- 0	0- 0	AWAY	0- 0	0- 0	0- 0				
0- 0	0- 0	0- 0	NEUTRAL	0- 0	0- 0	0- 0				

RPI 1-25				RPI 26-50				RPI 51-100				RPI 101+				Team's RPI: 227	
RPI	S	Opponent	Score	RPI	S	Opponent	Score	RPI	S	Opponent	Score	RPI	S	Opponent	Score		
				32	A	Rutgers	37 87	67	A	Colgate	72 85	107	A	Binghamton	55 74		
								71	H	Buffalo	67 81	159	A	Cornell	59 82		
												173	A	Howard	42 91		
												281	A	St. Bonaventure	67 71		
												285	H	Oakland	77 63		
												331	A	Coppin St.	82 67		
LAST 10 Division I																	
173	A	Howard	42 91	331	A	Coppin St.	82 67										
67	A	Colgate	72 85	32	A	Rutgers	37 87										
285	H	Oakland	77 63	71	H	Buffalo	67 81										
159	A	Cornell	59 82	281	A	St. Bonaventure	67 71										
107	A	Binghamton	55 74														

Non-Div I Games:

Niagara

Loss, Non-Conf, S Site, H Home A Away N Neutral

Average RPI Win:	349	WON-LOST	WINNING	LAST 10	STRENGTH OF	OPP. STRENGTH	TEAM	ADJ.	CONF.	ADJ CONF.
Average RPI Loss:	109	RECORD	PCT. RANK	GAMES	SCHEDULE	OF SCHEDULE	RPI	RPI	RPI	RPI
DIV. I ONLY	1- 8	322	1-8	49	257	269	269	26	26	
DIV. I NON-CONF.	1- 6	319	1-6	79	145	259	259	24	24	
TOTALS	RPI 1-25	RPI 26-50	W-L RECORDS	RPI 51-100	RPI 101-150	RPI 150+				
1- 8	0- 2	0- 1	OVERALL	0- 1	0- 1	1- 3				
1- 1	0- 0	0- 0	HOME	0- 0	0- 1	1- 0				
0- 6	0- 2	0- 1	AWAY	0- 0	0- 0	0- 3				
0- 1	0- 0	0- 0	NEUTRAL	0- 1	0- 0	0- 0				
1- 6	0- 2	0- 1	NON-CONFERENCE	0- 1	0- 0	1- 2				
1- 0	0- 0	0- 0	HOME	0- 0	0- 0	1- 0				
0- 5	0- 2	0- 1	AWAY	0- 0	0- 0	0- 2				
0- 1	0- 0	0- 0	NEUTRAL	0- 1	0- 0	0- 0				
0- 2	0- 0	0- 0	CONFERENCE	0- 0	0- 1	0- 1				
0- 1	0- 0	0- 0	HOME	0- 0	0- 1	0- 0				
0- 1	0- 0	0- 0	AWAY	0- 0	0- 0	0- 1				
0- 0	0- 0	0- 0	NEUTRAL	0- 0	0- 0	0- 0				

RPI 1-25				RPI 26-50				RPI 51-100				RPI 101+ Team's RPI: 269			
RPI	S	Opponent	Score	RPI	S	Opponent	Score	RPI	S	Opponent	Score	RPI	S	Opponent	Score
12	A	Indiana	47 111	42	A	LSU	32 63	62	N	North Florida	61 64	102	H	Abilene Christian	84 95
19	A	TCU	47 72									197	A	Jacksonville	55 72
												211	A	Rice	47 71
												223	A	A&M-Corpus Christi	49 55
												349	H	La.-Monroe	74 59
LAST 10 Division I															
349	H	La.-Monroe	74 59	102	H	Abilene Christian	84 95								
42	A	LSU	32 63	223	A	A&M-Corpus Christi	49 55								
62	N	North Florida	61 64	12	A	Indiana	47 111								
197	A	Jacksonville	55 72	211	A	Rice	47 71								
19	A	TCU	47 72												

Non-Div I Games: Southern-N.O. 94 61 Paul Quinn 101 68

Nicholls St.

Loss, Non-Conf, S Site, H Home A Away N Neutral

Average RPI Win:	200	WON-LOST	WINNING	LAST 10	STRENGTH OF	OPP. STRENGTH	TEAM	ADJ.	CONF.	ADJ CONF.
Average RPI Loss:	156	RECORD	PCT. RANK	GAMES	SCHEDULE	OF SCHEDULE	RPI	RPI	RPI	RPI
DIV. I ONLY	5- 6	195	5-5	160	263	198	198	31	31	
DIV. I NON-CONF.	5- 6	185	5-5	159	262	198	198	31	31	
TOTALS	RPI 1-25	RPI 26-50	W-L RECORDS	RPI 51-100	RPI 101-150	RPI 150+				
5- 6	0- 0	0- 1	OVERALL	1- 0	0- 3	4- 2				
2- 3	0- 0	0- 0	HOME	0- 0	0- 2	2- 1				
2- 2	0- 0	0- 0	AWAY	0- 0	0- 1	2- 1				
1- 1	0- 0	0- 1	NEUTRAL	1- 0	0- 0	0- 0				
5- 6	0- 0	0- 1	NON-CONFERENCE	1- 0	0- 3	4- 2				
2- 3	0- 0	0- 0	HOME	0- 0	0- 2	2- 1				
2- 2	0- 0	0- 0	AWAY	0- 0	0- 1	2- 1				
1- 1	0- 0	0- 1	NEUTRAL	1- 0	0- 0	0- 0				
0- 0	0- 0	0- 0	CONFERENCE	0- 0	0- 0	0- 0				
0- 0	0- 0	0- 0	HOME	0- 0	0- 0	0- 0				
0- 0	0- 0	0- 0	AWAY	0- 0	0- 0	0- 0				
0- 0	0- 0	0- 0	NEUTRAL	0- 0	0- 0	0- 0				

RPI 1-25	RPI 26-50	RPI 51-100	RPI 101+	Team's RPI: 198
RPI S Opponent Score	RPI S Opponent Score	RPI S Opponent Score	RPI S Opponent Score	
	50 N West Virginia 55 72	62 N North Florida 57 54	112 H Liberty 48 67	
			134 A William & Mary 56 65	
			150 H Robert Morris 62 69	
			165 H La Salle 52 55	
			190 A Hampton 77 56	
			197 A Jacksonville 71 64	
			242 H Longwood 49 46	
			307 H High Point 72 58	
			322 A Marshall 69 75	
LAST 10 Division I				
190 A Hampton 77 56	134 A William & Mary 56 65			
242 H Longwood 49 46	150 H Robert Morris 62 69			
197 A Jacksonville 71 64	50 N West Virginia 55 72			
62 N North Florida 57 54	307 H High Point 72 58			
165 H La Salle 52 55	322 A Marshall 69 75			

Non-Div I Games: Virginia-Lynchburg 123 48

Norfolk St.

Average RPI Win:	290	WON-LOST	WINNING	LAST 10	STRENGTH OF	OPP. STRENGTH	TEAM	ADJ.	CONF.	ADJ CONF.
Average RPI Loss:	86	RECORD	PCT. RANK	GAMES	SCHEDULE	OF SCHEDULE	RPI	RPI	RPI	RPI
DIV. I ONLY	7- 2	52	7-2	351	78	247	247	14	14	
DIV. I NON-CONF.	7- 2	57	7-2	351	74	247	247	14	14	
TOTALS	RPI 1-25	RPI 26-50	W-L RECORDS	RPI 51-100	RPI 101-150	RPI 150+				
7- 2	0- 1	0- 0	OVERALL	0- 0	0- 0	7- 1				
1- 1	0- 0	0- 0	HOME	0- 0	0- 0	1- 1				
2- 1	0- 1	0- 0	AWAY	0- 0	0- 0	2- 0				
4- 0	0- 0	0- 0	NEUTRAL	0- 0	0- 0	4- 0				
7- 2	0- 1	0- 0	NON-CONFERENCE	0- 0	0- 0	7- 1				
1- 1	0- 0	0- 0	HOME	0- 0	0- 0	1- 1				
2- 1	0- 1	0- 0	AWAY	0- 0	0- 0	2- 0				
4- 0	0- 0	0- 0	NEUTRAL	0- 0	0- 0	4- 0				
0- 0	0- 0	0- 0	CONFERENCE	0- 0	0- 0	0- 0				
0- 0	0- 0	0- 0	HOME	0- 0	0- 0	0- 0				
0- 0	0- 0	0- 0	AWAY	0- 0	0- 0	0- 0				
0- 0	0- 0	0- 0	NEUTRAL	0- 0	0- 0	0- 0				

RPI S	Opponent	Score	RPI S	Opponent	Score	RPI S	Opponent	Score	RPI S	Opponent	Score	Team's RPI: 247
16 A	Iowa	81 86							155 H	Samford	63 79	
									179 N	Alabama A&M	80 65	
									241 N	UC Irvine	88 60	
									292 A	Alabama St.	81 60	
									298 N	SIUE	85 67	
									326 A	Tennessee St.	88 63	
									344 H	Mississippi Val.	86 60	
									348 N	South Carolina St.	99 46	
LAST 10 Division I												
	241 N	UC Irvine	88	60		348 N	South Carolina St.	99	46			
	179 N	Alabama A&M	80	65		298 N	SIUE	85	67			
	155 H	Samford	63	79		292 A	Alabama St.	81	60			
	326 A	Tennessee St.	88	63		344 H	Mississippi Val.	86	60			
	16 A	Iowa	81	86								

Non-Div I Games: Virginia-Lynchburg 128 26 Oakwood 120 38

North Ala.

Loss, Non-Conf, S Site, H Home A Away N Neutral

North Carolina

Through Games Of Dec. 29, 2019

Average RPI Win:	235	WON-LOST	WINNING	LAST 10	STRENGTH OF	OPP. STRENGTH	TEAM	ADJ.	CONF.	ADJ CONF.
Average RPI Loss:	64	RECORD	PCT. RANK	GAMES	SCHEDULE	OF SCHEDULE	RPI	RPI	RPI	RPI
DIV. I ONLY	9- 2	43	8-2	296	93	123	123	3	3	
DIV. I NON-CONF.	9- 2	41	8-2	297	96	123	123	3	3	
TOTALS	RPI 1-25	RPI 26-50	W-L RECORDS	RPI 51-100	RPI 101-150	RPI 150+				
9- 2	0- 0	0- 1	OVERALL	1- 1	1- 0	7- 0				
6- 1	0- 0	0- 1	HOME	0- 0	1- 0	5- 0				
0- 1	0- 0	0- 0	AWAY	0- 1	0- 0	0- 0				
3- 0	0- 0	0- 0	NEUTRAL	1- 0	0- 0	2- 0				
9- 2	0- 0	0- 1	NON-CONFERENCE	1- 1	1- 0	7- 0				
6- 1	0- 0	0- 1	HOME	0- 0	1- 0	5- 0				
0- 1	0- 0	0- 0	AWAY	0- 1	0- 0	0- 0				
3- 0	0- 0	0- 0	NEUTRAL	1- 0	0- 0	2- 0				
0- 0	0- 0	0- 0	CONFERENCE	0- 0	0- 0	0- 0				
0- 0	0- 0	0- 0	HOME	0- 0	0- 0	0- 0				
0- 0	0- 0	0- 0	AWAY	0- 0	0- 0	0- 0				
0- 0	0- 0	0- 0	NEUTRAL	0- 0	0- 0	0- 0				

RPI S	Opponent	Score	RPI S	Opponent	Score	RPI S	Opponent	Score	RPI S	Opponent	Score	Team's RPI: 123
41	H Yale	63 66	73	N Temple	71 58	138	H Illinois	85 60				
			87	A Alabama	77 83	185	H Elon	76 46				
						194	N Missouri	82 69				
						262	H Navy	80 40				
						280	N UNCW	85 45				
						316	H N.C. Central	92 53				
						333	H Western Caro.	92 55				
						338	H Charleston So.	85 54				
LAST 10 Division I												
138	H Illinois	85 60	41	H Yale	63 66							
194	N Missouri	82 69	280	N UNCW	85 45							
73	N Temple	71 58	87	A Alabama	77 83							
185	H Elon	76 46	316	H N.C. Central	92 53							
338	H Charleston So.	85 54	262	H Navy	80 40							

Non-Div I Games:

North Carolina

Loss, Non-Conf, S Site, H Home A Away N Neutral

North Dakota

Through Games Of Dec. 29, 2019

Average RPI Win:	252	WON-LOST	WINNING	LAST 10	STRENGTH OF	OPP. STRENGTH	TEAM	ADJ.	CONF.	ADJ CONF.
Average RPI Loss:	122	RECORD	PCT. RANK	GAMES	SCHEDULE	OF SCHEDULE	RPI	RPI	RPI	RPI
DIV. I ONLY	7- 4	101	7-3	266	244	133	133	17	17	
DIV. I NON-CONF.	7- 4	99	7-3	267	247	136	136	17	17	
TOTALS	RPI 1-25	RPI 26-50	W-L RECORDS	RPI 51-100	RPI 101-150	RPI 150+				
7- 4	0- 0	0- 1	OVERALL	0- 1	0- 0	7- 2				
2- 1	0- 0	0- 0	HOME	0- 1	0- 0	2- 0				
5- 3	0- 0	0- 1	AWAY	0- 0	0- 0	5- 2				
0- 0	0- 0	0- 0	NEUTRAL	0- 0	0- 0	0- 0				
7- 4	0- 0	0- 1	NON-CONFERENCE	0- 1	0- 0	7- 2				
2- 1	0- 0	0- 0	HOME	0- 1	0- 0	2- 0				
5- 3	0- 0	0- 1	AWAY	0- 0	0- 0	5- 2				
0- 0	0- 0	0- 0	NEUTRAL	0- 0	0- 0	0- 0				
0- 0	0- 0	0- 0	CONFERENCE	0- 0	0- 0	0- 0				
0- 0	0- 0	0- 0	HOME	0- 0	0- 0	0- 0				
0- 0	0- 0	0- 0	AWAY	0- 0	0- 0	0- 0				
0- 0	0- 0	0- 0	NEUTRAL	0- 0	0- 0	0- 0				

RPI 1-25				RPI 26-50				RPI 51-100				RPI 101+				Team's RPI: 133	
RPI	S	Opponent	Score	RPI	S	Opponent	Score	RPI	S	Opponent	Score	RPI	S	Opponent	Score		
				45	A	Arizona	42 74	61	H	Illinois St.	58 66	168	A	New Orleans	73 79		
												172	H	Valparaiso	65 63		
												175	H	Rhode Island	67 61		
												209	A	Milwaukee	66 58		
												212	A	SMU	51 66		
												255	A	Grand Canyon	78 76		
												266	A	Ga. Southern	69 56		
												338	A	Charleston So.	73 57		
												348	A	South Carolina St.	95 53		
LAST 10 Division I																	
				348	A	South Carolina St.	95 53	168	A	New Orleans	73 79						
				61	H	Illinois St.	58 66	209	A	Milwaukee	66 58						
				266	A	Ga. Southern	69 56	212	A	SMU	51 66						
				172	H	Valparaiso	65 63	338	A	Charleston So.	73 57						
				175	H	Rhode Island	67 61	255	A	Grand Canyon	78 76						

Non-Div I Games: Northland 118 35 Mayville St. 83 52

North Dakota

Loss, Non-Conf, S Site, H Home A Away N Neutral

Average RPI Win: 303		WON-LOST	WINNING	LAST 10	STRENGTH OF	OPP. STRENGTH	TEAM	ADJ.	CONF.	ADJ CONF.
Average RPI Loss: 141		RECORD	PCT. RANK	GAMES	SCHEDULE	OF SCHEDULE	RPI	RPI	RPI	RPI
DIV. I ONLY		1- 10	329	1-9	126	233	296	296	17	17
DIV. I NON-CONF.		1- 9	326	1-8	102	225	292	292	17	17
TOTALS		RPI 1-25	RPI 26-50	W-L RECORDS	RPI 51-100	RPI 101-150	RPI 150+			
1- 10	0- 1		0- 1	OVERALL	0- 1	0- 1	1- 6			
0- 5	0- 0		0- 0	HOME	0- 1	0- 0	0- 4			
1- 5	0- 1		0- 1	AWAY	0- 0	0- 1	1- 2			
0- 0	0- 0		0- 0	NEUTRAL	0- 0	0- 0	0- 0			
1- 9	0- 1		0- 1	NON-CONFERENCE	0- 1	0- 1	1- 5			
0- 5	0- 0		0- 0	HOME	0- 1	0- 0	0- 4			
1- 4	0- 1		0- 1	AWAY	0- 0	0- 1	1- 1			
0- 0	0- 0		0- 0	NEUTRAL	0- 0	0- 0	0- 0			
0- 1	0- 0		0- 0	CONFERENCE	0- 0	0- 0	0- 1			
0- 0	0- 0		0- 0	HOME	0- 0	0- 0	0- 0			
0- 1	0- 0		0- 0	AWAY	0- 0	0- 0	0- 1			
0- 0	0- 0		0- 0	NEUTRAL	0- 0	0- 0	0- 0			

RPI 1-25			
RPI	S	Opponent	Score
14	A	Creighton	59 70
RPI 26-50			
RPI	S	Opponent	Score
46	A	UNI	63 95
RPI 51-100			
RPI	S	Opponent	Score
89	H	Wisconsin	63 64
RPI 101+			
RPI	S	Opponent	Score
111	A	Bradley	64 70
157	H	Iowa St.	58 86
166	H	Northern Ill.	68 74
172	H	Valparaiso	54 66
177	H	Wyoming	57 66
200	A	Northeastern	61 72
279	A	Denver	82 91
303	A	New Hampshire	67 61

Non-Div I Games:	Waldorf	92	26	Mayville St.	97	59
------------------	---------	----	----	--------------	----	----

North Dakota St.

■ Loss, ■ Non-Conf, S Site, H Home A Away N Neutral

North Florida

Through Games Of Dec. 29, 2019

Average RPI Win:	197	WON-LOST	WINNING	LAST 10	STRENGTH OF	OPP. STRENGTH	TEAM	ADJ.	CONF.	ADJ CONF.
Average RPI Loss:	66	RECORD	PCT. RANK	GAMES	SCHEDULE	OF SCHEDULE	RPI	RPI	RPI	RPI
DIV. I ONLY	5- 6	195	5-5	28	66	62	62	14	14	
DIV. I NON-CONF.	5- 6	185	5-5	30	65	62	62	14	14	
TOTALS	RPI 1-25	RPI 26-50	W-L RECORDS	RPI 51-100	RPI 101-150	RPI 150+				
5- 6	0- 3	0- 0	OVERALL	0- 2	2- 0	3- 1				
1- 0	0- 0	0- 0	HOME	0- 0	1- 0	0- 0				
2- 4	0- 3	0- 0	AWAY	0- 1	0- 0	2- 0				
2- 2	0- 0	0- 0	NEUTRAL	0- 1	1- 0	1- 1				
5- 6	0- 3	0- 0	NON-CONFERENCE	0- 2	2- 0	3- 1				
1- 0	0- 0	0- 0	HOME	0- 0	1- 0	0- 0				
2- 4	0- 3	0- 0	AWAY	0- 1	0- 0	2- 0				
2- 2	0- 0	0- 0	NEUTRAL	0- 1	1- 0	1- 1				
0- 0	0- 0	0- 0	CONFERENCE	0- 0	0- 0	0- 0				
0- 0	0- 0	0- 0	HOME	0- 0	0- 0	0- 0				
0- 0	0- 0	0- 0	AWAY	0- 0	0- 0	0- 0				
0- 0	0- 0	0- 0	NEUTRAL	0- 0	0- 0	0- 0				

RPI 1-25				RPI 26-50				RPI 51-100 Team's RPI: 62				RPI 101+			
RPI	S	Opponent	Score	RPI	S	Opponent	Score	RPI	S	Opponent	Score	RPI	S	Opponent	Score
8	A	Florida St.	41 70					65	N	Marist	54 69	109	N	Rider	80 70
12	A	Indiana	45 72					89	A	Wisconsin	62 75	114	H	Holy Cross	80 60
23	A	Miami (FL)	55 78									179	A	Alabama A&M	73 64
												198	N	Norfolk St.	54 57
												269	N	Nicholls St.	64 61
												314	A	FIU	64 49
LAST 10 Division I															
198	N	Norfolk St.	54 57	114	H	Holy Cross	80 60								
109	N	Rider	80 70	8	A	Florida St.	41 70								
65	N	Marist	54 69	12	A	Indiana	45 72								
179	A	Alabama A&M	73 64	269	N	Nicholls St.	64 61								
314	A	FIU	64 49	23	A	Miami (FL)	55 78								

Non-Div I Games: Warner 110 46

North Florida

Loss, Non-Conf, S Site, H Home A Away N Neutral

North Texas

Through Games Of Dec. 29, 2019

Average RPI Win:	251	WON-LOST	WINNING	LAST 10	STRENGTH OF	OPP. STRENGTH	TEAM	ADJ.	CONF.	ADJ CONF.
Average RPI Loss:	105	RECORD	PCT. RANK	GAMES	SCHEDULE	OF SCHEDULE	RPI	RPI	RPI	RPI
DIV. I ONLY	4- 5	205	4-5	174	224	204	204	15	15	
DIV. I NON-CONF.	4- 5	195	4-5	173	226	205	205	15	15	
TOTALS	RPI 1-25	RPI 26-50	W-L RECORDS	RPI 51-100	RPI 101-150	RPI 150+				
4- 5	0- 1	0- 0	OVERALL	0- 3	1- 0	3- 1				
3- 1	0- 0	0- 0	HOME	0- 1	0- 0	3- 0				
1- 2	0- 0	0- 0	AWAY	0- 1	1- 0	0- 1				
0- 2	0- 1	0- 0	NEUTRAL	0- 1	0- 0	0- 0				
4- 5	0- 1	0- 0	NON-CONFERENCE	0- 3	1- 0	3- 1				
3- 1	0- 0	0- 0	HOME	0- 1	0- 0	3- 0				
1- 2	0- 0	0- 0	AWAY	0- 1	1- 0	0- 1				
0- 2	0- 1	0- 0	NEUTRAL	0- 1	0- 0	0- 0				
0- 0	0- 0	0- 0	CONFERENCE	0- 0	0- 0	0- 0				
0- 0	0- 0	0- 0	HOME	0- 0	0- 0	0- 0				
0- 0	0- 0	0- 0	AWAY	0- 0	0- 0	0- 0				
0- 0	0- 0	0- 0	NEUTRAL	0- 0	0- 0	0- 0				

RPI 1-25				RPI 26-50				RPI 51-100				RPI 101+				Team's RPI: 204	
RPI	S	Opponent	Score	RPI	S	Opponent	Score	RPI	S	Opponent	Score	RPI	S	Opponent	Score		
20	N	NC State	65 76					80	A	CSU Bakersfield	52 61	146	A	Hawaii	66 60		
								88	H	UT Arlington	49 68	187	H	Louisiana	69 66		
								93	N	Texas	57 63	245	A	Utah St.	55 66		
												320	H	Alcorn	67 31		
												349	H	La.-Monroe	63 51		
LAST 10 Division I																	
				93	N	Texas	57 63	349	H	La.-Monroe	63 51						
				146	A	Hawaii	66 60	245	A	Utah St.	55 66						
				80	A	CSU Bakersfield	52 61	187	H	Louisiana	69 66						
				88	H	UT Arlington	49 68	20	N	NC State	65 76						
				320	H	Alcorn	67 31										

Non-Div I Games: Mid-Amer. Christian59 61 Xavier (LA) 68 31 Tex. A&M-Texarkana 114 54

North Texas

Loss, Non-Conf, S Site, H Home A Away N Neutral

Northeastern

Through Games Of Dec. 29, 2019

Average RPI Win:	248	WON-LOST	WINNING	LAST 10	STRENGTH OF	OPP. STRENGTH	TEAM	ADJ.	CONF.	ADJ CONF.
Average RPI Loss:	88	RECORD	PCT. RANK	GAMES	SCHEDULE	OF SCHEDULE	RPI	RPI	RPI	RPI
DIV. I ONLY	4- 7	229	4-6	158	108	200	200	16	16	
DIV. I NON-CONF.	4- 7	224	4-6	157	106	199	199	16	16	
TOTALS	RPI 1-25	RPI 26-50	W-L RECORDS	RPI 51-100	RPI 101-150	RPI 150+				
4- 7	0- 2	0- 2	OVERALL	0- 0	1- 2	3- 1				
2- 3	0- 1	0- 1	HOME	0- 0	0- 1	2- 0				
2- 4	0- 1	0- 1	AWAY	0- 0	1- 1	1- 1				
0- 0	0- 0	0- 0	NEUTRAL	0- 0	0- 0	0- 0				
4- 7	0- 2	0- 2	NON-CONFERENCE	0- 0	1- 2	3- 1				
2- 3	0- 1	0- 1	HOME	0- 0	0- 1	2- 0				
2- 4	0- 1	0- 1	AWAY	0- 0	1- 1	1- 1				
0- 0	0- 0	0- 0	NEUTRAL	0- 0	0- 0	0- 0				
0- 0	0- 0	0- 0	CONFERENCE	0- 0	0- 0	0- 0				
0- 0	0- 0	0- 0	HOME	0- 0	0- 0	0- 0				
0- 0	0- 0	0- 0	AWAY	0- 0	0- 0	0- 0				
0- 0	0- 0	0- 0	NEUTRAL	0- 0	0- 0	0- 0				

RPI 1-25				RPI 26-50				RPI 51-100				RPI 101+ Team's RPI: 200			
RPI	S	Opponent	Score	RPI	S	Opponent	Score	RPI	S	Opponent	Score	RPI	S	Opponent	Score
22	A	Oregon	47 89	41	H	Yale	63 78					121	A	Harvard	46 44
25	H	South Dakota	76 80	47	A	Central Mich.	63 79					124	H	Dayton	60 71
												145	A	Fordham	58 74
												210	A	Boston U.	56 72
												249	A	Maine	66 58
												296	H	North Dakota St.	72 61
												327	H	Hartford	60 47
LAST 10 Division I															
				47	A	Central Mich.	63 79	210	A	Boston U.	56 72				
				41	H	Yale	63 78	249	A	Maine	66 58				
				145	A	Fordham	58 74	327	H	Hartford	60 47				
				124	H	Dayton	60 71	121	A	Harvard	46 44				
				22	A	Oregon	47 89	296	H	North Dakota St.	72 61				

Non-Div I Games:

Northeastern

■ Loss,
 ■ Non-Conf, S Site,
 ■ Home
 ■ Away
 N Neutral

Average RPI Win:	269	WON-LOST	WINNING	LAST 10	STRENGTH OF	OPP. STRENGTH	TEAM	ADJ.	CONF.	ADJ CONF.
Average RPI Loss:	165	RECORD	PCT. RANK	GAMES	SCHEDULE	OF SCHEDULE	RPI	RPI	RPI	RPI
DIV. I ONLY	3- 7	255	3-7	185	285	256	256	20	20	
DIV. I NON-CONF.	3- 6	234	3-6	172	306	231	231	19	19	
TOTALS	RPI 1-25	RPI 26-50	W-L RECORDS	RPI 51-100	RPI 101-150	RPI 150+				
3- 7	0- 1	0- 0	OVERALL	0- 0	0- 1	3- 5				
1- 2	0- 0	0- 0	HOME	0- 0	0- 1	1- 1				
1- 4	0- 0	0- 0	AWAY	0- 0	0- 0	1- 4				
1- 1	0- 1	0- 0	NEUTRAL	0- 0	0- 0	1- 0				
3- 6	0- 1	0- 0	NON-CONFERENCE	0- 0	0- 0	3- 5				
1- 1	0- 0	0- 0	HOME	0- 0	0- 0	1- 1				
1- 4	0- 0	0- 0	AWAY	0- 0	0- 0	1- 4				
1- 1	0- 1	0- 0	NEUTRAL	0- 0	0- 0	1- 0				
0- 1	0- 0	0- 0	CONFERENCE	0- 0	0- 1	0- 0				
0- 1	0- 0	0- 0	HOME	0- 0	0- 1	0- 0				
0- 0	0- 0	0- 0	AWAY	0- 0	0- 0	0- 0				
0- 0	0- 0	0- 0	NEUTRAL	0- 0	0- 0	0- 0				

RPI S	Opponent	Score	RPI S	Opponent	Score	RPI S	Opponent	Score	RPI S	Opponent	Score	Team's RPI: 256
4 N	Oregon St.	57 91							128 H	Montana	71 79	
									160 A	Fresno St.	66 83	
									169 A	New Mexico	76 83	
									211 A	Rice	57 71	
									220 N	San Jose St.	67 64	
									231 H	UC Davis	61 71	
									250 A	California Baptist	79 98	
									257 A	Houston Baptist	79 62	
									329 H	Seattle U	88 80	
LAST 10 Division I												
			211 A	Rice	57 71		128 H	Montana	71 79			
			160 A	Fresno St.	66 83		220 N	San Jose St.	67 64			
			250 A	California Baptist	79 98		4 N	Oregon St.	57 91			
			329 H	Seattle U	88 80		231 H	UC Davis	61 71			
			169 A	New Mexico	76 83		257 A	Houston Baptist	79 62			

Non-Div I Games:

Northern Ariz.

■ Loss,
 ■ Non-Conf, S Site,
 ■ Home
 ■ Away
 N Neutral

Average RPI Win:	223	WON-LOST	WINNING	LAST 10	STRENGTH OF	OPP. STRENGTH	TEAM	ADJ.	CONF.	ADJ CONF.
Average RPI Loss:	146	RECORD	PCT. RANK	GAMES	SCHEDULE	OF SCHEDULE	RPI	RPI	RPI	RPI
DIV. I ONLY	5- 5	165	5-5	151	137	139	139	20	20	
DIV. I NON-CONF.	4- 5	195	4-5	158	129	153	153	19	19	
TOTALS	RPI 1-25	RPI 26-50	W-L RECORDS	RPI 51-100	RPI 101-150	RPI 150+				
5- 5	0- 2	0- 0	OVERALL	0- 0	0- 1	5- 2				
2- 2	0- 0	0- 0	HOME	0- 0	0- 1	2- 1				
3- 3	0- 2	0- 0	AWAY	0- 0	0- 0	3- 1				
0- 0	0- 0	0- 0	NEUTRAL	0- 0	0- 0	0- 0				
4- 5	0- 2	0- 0	NON-CONFERENCE	0- 0	0- 1	4- 2				
1- 2	0- 0	0- 0	HOME	0- 0	0- 1	1- 1				
3- 3	0- 2	0- 0	AWAY	0- 0	0- 0	3- 1				
0- 0	0- 0	0- 0	NEUTRAL	0- 0	0- 0	0- 0				
1- 0	0- 0	0- 0	CONFERENCE	0- 0	0- 0	1- 0				
1- 0	0- 0	0- 0	HOME	0- 0	0- 0	1- 0				
0- 0	0- 0	0- 0	AWAY	0- 0	0- 0	0- 0				
0- 0	0- 0	0- 0	NEUTRAL	0- 0	0- 0	0- 0				

RPI 1-25				RPI 26-50				RPI 51-100				RPI 101+ Team's RPI: 139			
RPI	S	Opponent	Score	RPI	S	Opponent	Score	RPI	S	Opponent	Score	RPI	S	Opponent	Score
5	A	Stanford	36 90									144	H	San Francisco	83 90
10	A	UCLA	58 92									177	A	Wyoming	46 44
												180	H	Portland St.	77 58
												212	A	SMU	61 52
												233	A	Chattanooga	59 42
												279	A	Denver	55 74
												291	H	Colorado St.	58 75
												313	H	Air Force	72 62
LAST 10 Division I															
313	H	Air Force	72 62	180	H	Portland St.	77 58								
212	A	SMU	61 52	177	A	Wyoming	46 44								
5	A	Stanford	36 90	279	A	Denver	55 74								
291	H	Colorado St.	58 75	233	A	Chattanooga	59 42								
144	H	San Francisco	83 90	10	A	UCLA	58 92								

Non-Div I Games:

Northern Colo.

■ Loss,
 ■ Non-Conf, S Site,
 ■ Home
 ■ Away
 N Neutral

Average RPI Win:	270	WON-LOST	WINNING	LAST 10	STRENGTH OF	OPP. STRENGTH	TEAM	ADJ.	CONF.	ADJ CONF.
Average RPI Loss:	78	RECORD	PCT. RANK	GAMES	SCHEDULE	OF SCHEDULE	RPI	RPI	RPI	RPI
DIV. I ONLY	4- 7	229	4-6	85	209	166	166	10	10	
DIV. I NON-CONF.	4- 7	224	4-6	86	209	168	168	10	10	
TOTALS	RPI 1-25	RPI 26-50	W-L RECORDS	RPI 51-100	RPI 101-150	RPI 150+				
4- 7	0- 2	0- 1	OVERALL	0- 2	0- 1	4- 1				
1- 3	0- 0	0- 1	HOME	0- 1	0- 1	1- 0				
2- 3	0- 1	0- 0	AWAY	0- 1	0- 0	2- 1				
1- 1	0- 1	0- 0	NEUTRAL	0- 0	0- 0	1- 0				
4- 7	0- 2	0- 1	NON-CONFERENCE	0- 2	0- 1	4- 1				
1- 3	0- 0	0- 1	HOME	0- 1	0- 1	1- 0				
2- 3	0- 1	0- 0	AWAY	0- 1	0- 0	2- 1				
1- 1	0- 1	0- 0	NEUTRAL	0- 0	0- 0	1- 0				
0- 0	0- 0	0- 0	CONFERENCE	0- 0	0- 0	0- 0				
0- 0	0- 0	0- 0	HOME	0- 0	0- 0	0- 0				
0- 0	0- 0	0- 0	AWAY	0- 0	0- 0	0- 0				
0- 0	0- 0	0- 0	NEUTRAL	0- 0	0- 0	0- 0				

RPI 1-25				RPI 26-50				RPI 51-100				RPI 101+ Team's RPI: 166			
RPI	S	Opponent	Score	RPI	S	Opponent	Score	RPI	S	Opponent	Score	RPI	S	Opponent	Score
13	A	Purdue	63 68	33	H	Drake	49 73	61	A	Illinois St.	66 69	121	H	Harvard	53 59
25	N	South Dakota	48 91					86	H	Southern Ill.	61 80	209	A	Milwaukee	65 78
												230	N	Tennessee Tech	82 74
												264	H	Eastern Ill.	61 48
												291	A	Colorado St.	80 75
												296	A	North Dakota St.	74 68
LAST 10 Division I															
230	N	Tennessee Tech	82 74	33	H	Drake	49 73	86	H	Southern Ill.	61 80	264	H	Eastern Ill.	61 48
13	A	Purdue	63 68					209	A	Milwaukee	65 78	291	A	Colorado St.	80 75
61	A	Illinois St.	66 69					25	N	South Dakota	48 91	296	A	North Dakota St.	74 68

Non-Div I Games:

Northern Ill.

■ Loss,
 ■ Non-Conf,
 ■ S Site,
 ■ H Home
 ■ A Away
 N Neutral

Northern Ky.

Through Games Of Dec. 29, 2019

Average RPI Win:	300	WON-LOST	WINNING	LAST 10	STRENGTH OF	OPP. STRENGTH	TEAM	ADJ.	CONF.	ADJ CONF.
Average RPI Loss:	130	RECORD	PCT. RANK	GAMES	SCHEDULE	OF SCHEDULE	RPI	RPI	RPI	RPI
DIV. I ONLY	6- 6	165	6-4	319	136	251	251	18	18	
DIV. I NON-CONF.	6- 5	149	6-3	322	163	245	245	18	18	
TOTALS	RPI 1-25	RPI 26-50	W-L RECORDS	RPI 51-100	RPI 101-150	RPI 150+				
6- 6	0- 1	0- 1	OVERALL	0- 1	0- 1	6- 2				
3- 2	0- 1	0- 1	HOME	0- 0	0- 0	3- 0				
2- 4	0- 0	0- 0	AWAY	0- 1	0- 1	2- 2				
1- 0	0- 0	0- 0	NEUTRAL	0- 0	0- 0	1- 0				
6- 5	0- 1	0- 1	NON-CONFERENCE	0- 1	0- 0	6- 2				
3- 2	0- 1	0- 1	HOME	0- 0	0- 0	3- 0				
2- 3	0- 0	0- 0	AWAY	0- 1	0- 0	2- 2				
1- 0	0- 0	0- 0	NEUTRAL	0- 0	0- 0	1- 0				
0- 1	0- 0	0- 0	CONFERENCE	0- 0	0- 1	0- 0				
0- 0	0- 0	0- 0	HOME	0- 0	0- 0	0- 0				
0- 1	0- 0	0- 0	AWAY	0- 0	0- 1	0- 0				
0- 0	0- 0	0- 0	NEUTRAL	0- 0	0- 0	0- 0				

RPI 1-25				RPI 26-50				RPI 51-100				RPI 101+ Team's RPI: 251			
RPI	S	Opponent	Score	RPI	S	Opponent	Score	RPI	S	Opponent	Score	RPI	S	Opponent	Score
3	H	Louisville	57 85	48	H	Saint Louis	42 67	99	A	Belmont	45 62	118	A	Green Bay	44 65
												188	A	Eastern Ky.	62 69
												275	H	Omaha	57 40
												287	H	Wofford	80 72
												288	A	Indiana St.	70 68
												300	H	Central Ark.	72 56
												314	A	FIU	67 45
												321	A	Lipscomb	69 71
												337	N	Jacksonville St.	66 63
LAST 10 Division I															
				337	N	Jacksonville St.	66 63					118	A	Green Bay	44 65
				300	H	Central Ark.	72 56					287	H	Wofford	80 72
				275	H	Omaha	57 40					288	A	Indiana St.	70 68
				99	A	Belmont	45 62					3	H	Louisville	57 85
				321	A	Lipscomb	69 71					314	A	FIU	67 45

Non-Div I Games:

Northern Ky.

■ Loss,
 ■ Non-Conf,
 ■ S Site,
 ■ H Home
 ■ A Away
 N Neutral

Northwestern

Through Games Of Dec. 29, 2019

Average RPI Win:	142	WON-LOST	WINNING	LAST 10	STRENGTH OF	OPP. STRENGTH	TEAM	ADJ.	CONF.	ADJ CONF.
Average RPI Loss:	9	RECORD	PCT. RANK	GAMES	SCHEDULE	OF SCHEDULE	RPI	RPI	RPI	RPI
DIV. I ONLY	11- 1	16	9-1	57	44	15	15	2	2	
DIV. I NON-CONF.	10- 1	19	8-1	84	35	20	20	2	2	
TOTALS	RPI 1-25	RPI 26-50	W-L RECORDS	RPI 51-100	RPI 101-150	RPI 150+				
11- 1	0- 1	2- 0	OVERALL	3- 0	1- 0	5- 0				
6- 1	0- 1	0- 0	HOME	3- 0	0- 0	3- 0				
3- 0	0- 0	2- 0	AWAY	0- 0	1- 0	0- 0				
2- 0	0- 0	0- 0	NEUTRAL	0- 0	0- 0	2- 0				
10- 1	0- 1	2- 0	NON-CONFERENCE	3- 0	0- 0	5- 0				
6- 1	0- 1	0- 0	HOME	3- 0	0- 0	3- 0				
2- 0	0- 0	2- 0	AWAY	0- 0	0- 0	0- 0				
2- 0	0- 0	0- 0	NEUTRAL	0- 0	0- 0	2- 0				
1- 0	0- 0	0- 0	CONFERENCE	0- 0	1- 0	0- 0				
0- 0	0- 0	0- 0	HOME	0- 0	0- 0	0- 0				
1- 0	0- 0	0- 0	AWAY	0- 0	1- 0	0- 0				
0- 0	0- 0	0- 0	NEUTRAL	0- 0	0- 0	0- 0				

RPI 1-25				RPI 26-50				RPI 51-100				RPI 101+			
RPI	S	Opponent	Score	RPI	S	Opponent	Score	RPI	S	Opponent	Score	RPI	S	Opponent	Score
9	H	DePaul	68 70	31	A	Duke	63 42	67	H	Colgate	73 44	138	A	Illinois	77 50
				38	A	Marquette	64 56	88	H	UT Arlington	74 47	158	H	Dartmouth	79 37
								96	H	Boston College	66 63	172	H	Valparaiso	69 48
												224	N	East Carolina	64 45
												258	N	Xavier	79 59
												289	H	Loyola Maryland	67 46
LAST 10 Division I															
				96	H	Boston College	66 63	138	A	Illinois	77 50				
				9	H	DePaul	68 70	258	N	Xavier	79 59				
				67	H	Colgate	73 44	224	N	East Carolina	64 45				
				172	H	Valparaiso	69 48	88	H	UT Arlington	74 47				
				31	A	Duke	63 42	158	H	Dartmouth	79 37				

Non-Div I Games:

Northwestern

■ Loss,
 ■ Non-Conf, S Site,
 ■ Home
 ■ Away
 N Neutral

Average RPI Win: 294		WON-LOST	WINNING	LAST 10	STRENGTH OF	OPP. STRENGTH	TEAM	ADJ.	CONF.	ADJ CONF.
Average RPI Loss: 173		RECORD	PCT. RANK	GAMES	SCHEDULE	OF SCHEDULE	RPI	RPI	RPI	RPI
DIV. I ONLY		1- 7	319	1-7	257	305	332	332	26	26
DIV. I NON-CONF.		1- 5	314	1-5	242	315	325	325	24	24
TOTALS	RPI 1-25		RPI 26-50		W-L RECORDS		RPI 51-100		RPI 101-150	RPI 150+
1- 7	0- 0		0- 1		OVERALL		0- 1		0- 0	1- 5
1- 2	0- 0		0- 0		HOME		0- 0		0- 0	1- 2
0- 5	0- 0		0- 1		AWAY		0- 1		0- 0	0- 3
0- 0	0- 0		0- 0		NEUTRAL		0- 0		0- 0	0- 0
1- 5	0- 0		0- 1		NON-CONFERENCE		0- 1		0- 0	1- 3
1- 1	0- 0		0- 0		HOME		0- 0		0- 0	1- 1
0- 4	0- 0		0- 1		AWAY		0- 1		0- 0	0- 2
0- 0	0- 0		0- 0		NEUTRAL		0- 0		0- 0	0- 0
0- 2	0- 0		0- 0		CONFERENCE		0- 0		0- 0	0- 2
0- 1	0- 0		0- 0		HOME		0- 0		0- 0	0- 1
0- 1	0- 0		0- 0		AWAY		0- 0		0- 0	0- 1
0- 0	0- 0		0- 0		NEUTRAL		0- 0		0- 0	0- 0

RPI 1-25				RPI 26-50				RPI 51-100				RPI 101+				Team's RPI: 332	
RPI	S	Opponent	Score	RPI	S	Opponent	Score	RPI	S	Opponent	Score	RPI	S	Opponent	Score		
				43	A	Arkansas	39 99	93	A	Texas	49 91	151	A	Lamar University	58 61		
												163	H	Sam Houston St.	69 79		
												183	A	Texas Tech	49 79		
												232	H	Jackson St.	49 66		
												294	H	Grambling	65 61		
												349	A	La.-Monroe	54 63		
LAST 10 Division I																	
				183	A	Texas Tech	49 79	93	A	Texas	49 91						
				349	A	La.-Monroe	54 63	151	A	Lamar University	58 61						
				232	H	Jackson St.	49 66	163	H	Sam Houston St.	69 79						
								43	A	Arkansas	39 99						
								294	H	Grambling	65 61						

Northwestern St.

■ Loss, ■ Non-Conf, S Site, H Home A Away N Neutral

Average RPI Win:	167	WON-LOST	WINNING	LAST 10	STRENGTH OF	OPP. STRENGTH	TEAM	ADJ.	CONF.	ADJ CONF.
Average RPI Loss:	73	RECORD	PCT. RANK	GAMES	SCHEDULE	OF SCHEDULE	RPI	RPI	RPI	RPI
DIV. I ONLY	5- 8	224	3-7	11	81	98	98	3	3	
DIV. I NON-CONF.	5- 7	206	3-6	6	88	73	73	3	3	
TOTALS	RPI 1-25	RPI 26-50	W-L RECORDS	RPI 51-100	RPI 101-150	RPI 150+				
5- 8	0- 2	1- 2	OVERALL	0- 0	2- 3	2- 1				
2- 5	0- 1	0- 1	HOME	0- 0	0- 2	2- 1				
2- 1	0- 1	1- 0	AWAY	0- 0	1- 0	0- 0				
1- 2	0- 0	0- 1	NEUTRAL	0- 0	1- 1	0- 0				
5- 7	0- 2	1- 2	NON-CONFERENCE	0- 0	2- 3	2- 0				
2- 4	0- 1	0- 1	HOME	0- 0	0- 2	2- 0				
2- 1	0- 1	1- 0	AWAY	0- 0	1- 0	0- 0				
1- 2	0- 0	0- 1	NEUTRAL	0- 0	1- 1	0- 0				
0- 1	0- 0	0- 0	CONFERENCE	0- 0	0- 0	0- 1				
0- 1	0- 0	0- 0	HOME	0- 0	0- 0	0- 1				
0- 0	0- 0	0- 0	AWAY	0- 0	0- 0	0- 0				
0- 0	0- 0	0- 0	NEUTRAL	0- 0	0- 0	0- 0				

RPI 1-25				RPI 26-50				RPI 51-100				RPI 101+			
RPI	S	Opponent	Score	RPI	S	Opponent	Score	RPI	S	Opponent	Score	RPI	S	Opponent	Score
1	A	UConn	57 81	30	N	FGCU	60 69					105	N	South Dakota St.	59 65
9	H	DePaul	94 105	35	H	Minnesota	67 75					117	H	Tennessee	63 74
				49	A	Michigan	76 72					122	H	Michigan St.	69 72
												136	N	South Fla.	67 51
												145	A	Fordham	60 55
												162	H	Clemson	55 71
												216	H	Toledo	54 51
												289	H	Loyola Maryland	84 60
LAST 10 Division I															
162	H	Clemson	55 71	1	A	UConn	57 81								
9	H	DePaul	94 105	35	H	Minnesota	67 75								
49	A	Michigan	76 72	136	N	South Fla.	67 51								
216	H	Toledo	54 51	105	N	South Dakota St.	59 65								
122	H	Michigan St.	69 72	30	N	FGCU	60 69								

Non-Div I Games:

Notre Dame

Average RPI Win: 331		WON-LOST	WINNING	LAST 10	STRENGTH OF	OPP. STRENGTH	TEAM	ADJ.	CONF.	ADJ CONF.
Average RPI Loss: 140		RECORD	PCT. RANK	GAMES	SCHEDULE	OF SCHEDULE	RPI	RPI	RPI	RPI
DIV. I ONLY		4- 6	213	4-6	329	203	285	285	18	18
DIV. I NON-CONF.		3- 6	234	3-6	310	200	287	287	18	18
TOTALS	RPI 1-25		RPI 26-50		W-L RECORDS		RPI 51-100		RPI 101-150	RPI 150+
4- 6	0- 0		0- 2		OVERALL		0- 0		0- 2	4- 2
0- 2	0- 0		0- 1		HOME		0- 0		0- 1	0- 0
3- 4	0- 0		0- 1		AWAY		0- 0		0- 1	3- 2
1- 0	0- 0		0- 0		NEUTRAL		0- 0		0- 0	1- 0
3- 6	0- 0		0- 2		NON-CONFERENCE		0- 0		0- 2	3- 2
0- 2	0- 0		0- 1		HOME		0- 0		0- 1	0- 0
2- 4	0- 0		0- 1		AWAY		0- 0		0- 1	2- 2
1- 0	0- 0		0- 0		NEUTRAL		0- 0		0- 0	1- 0
1- 0	0- 0		0- 0		CONFERENCE		0- 0		0- 0	1- 0
0- 0	0- 0		0- 0		HOME		0- 0		0- 0	0- 0
1- 0	0- 0		0- 0		AWAY		0- 0		0- 0	1- 0
0- 0	0- 0		0- 0		NEUTRAL		0- 0		0- 0	0- 0

RPI 1-25				RPI 26-50				RPI 51-100				RPI 101+				Team's RPI: 285	
RPI	S	Opponent	Score	RPI	S	Opponent	Score	RPI	S	Opponent	Score	RPI	S	Opponent	Score		
				47	H	Central Mich.	47 65					111	H	Bradley	58 74		
				49	A	Michigan	64 79					122	A	Michigan St.	56 76		
												227	A	Niagara	63 77		
												281	A	St. Bonaventure	66 80		
												314	A	FIU	58 49		
												334	A	Detroit Mercy	71 57		
												337	N	Jacksonville St.	61 55		
												340	A	Chicago St.	98 70		
LAST 10 Division I																	
				334	A	Detroit Mercy	71 57	281	A	St. Bonaventure	66 80						
				47	H	Central Mich.	47 65	49	A	Michigan	64 79						
				122	A	Michigan St.	56 76	337	N	Jacksonville St.	61 55						
				340	A	Chicago St.	98 70	314	A	FIU	58 49						
				111	H	Bradley	58 74	227	A	Niagara	63 77						

Non-Div I Games:	Lourdes	72	53	Concordia (MI)	76	42
-------------------------	---------	----	----	----------------	----	----

Oakland

■ Loss, ■ Non-Conf, S Site, H Home A Away N Neutral

Average RPI Win:	215	WON-LOST	WINNING	LAST 10	STRENGTH OF	OPP. STRENGTH	TEAM	ADJ.	CONF.	ADJ CONF.
Average RPI Loss:	86	RECORD	PCT. RANK	GAMES	SCHEDULE	OF SCHEDULE	RPI	RPI	RPI	RPI
DIV. I ONLY	7- 4	101	7-3	267	80	126	126	10	10	
DIV. I NON-CONF.	7- 4	99	7-3	268	77	128	128	10	10	
TOTALS	RPI 1-25	RPI 26-50	W-L RECORDS	RPI 51-100	RPI 101-150	RPI 150+				
7- 4	0- 1	1- 0	OVERALL	1- 2	0- 1	5- 0				
4- 0	0- 0	0- 0	HOME	1- 0	0- 0	3- 0				
2- 3	0- 1	1- 0	AWAY	0- 2	0- 0	1- 0				
1- 1	0- 0	0- 0	NEUTRAL	0- 0	0- 1	1- 0				
7- 4	0- 1	1- 0	NON-CONFERENCE	1- 2	0- 1	5- 0				
4- 0	0- 0	0- 0	HOME	1- 0	0- 0	3- 0				
2- 3	0- 1	1- 0	AWAY	0- 2	0- 0	1- 0				
1- 1	0- 0	0- 0	NEUTRAL	0- 0	0- 1	1- 0				
0- 0	0- 0	0- 0	CONFERENCE	0- 0	0- 0	0- 0				
0- 0	0- 0	0- 0	HOME	0- 0	0- 0	0- 0				
0- 0	0- 0	0- 0	AWAY	0- 0	0- 0	0- 0				
0- 0	0- 0	0- 0	NEUTRAL	0- 0	0- 0	0- 0				

RPI 1-25				RPI 26-50				RPI 51-100				RPI 101+				Team's RPI: 126
RPI	S	Opponent	Score	RPI	S	Opponent	Score	RPI	S	Opponent	Score	RPI	S	Opponent	Score	
19	A	TCU	72 79	29	A	Ohio St.	74 68	76	H	IUPUI	70 64	137	N	Butler	55 60	
								93	A	Texas	60 73	203	H	American	81 69	
								94	A	Syracuse	54 66	233	A	Chattanooga	70 58	
												290	N	Pittsburgh	72 50	
												322	H	Marshall	67 51	
												351	H	Incarnate Word	78 41	
LAST 10 Division I																
233	A	Chattanooga	70 58	19	A	TCU	72 79	76	H	IUPUI	70 64					
93	A	Texas	60 73					137	N	Butler	55 60					
29	A	Ohio St.	74 68					290	N	Pittsburgh	72 50					
322	H	Marshall	67 51					351	H	Incarnate Word	78 41					
203	H	American	81 69													

Non-Div I Games:

Ohio

Average RPI Win:	150	WON-LOST	WINNING	LAST 10	STRENGTH OF	OPP. STRENGTH	TEAM	ADJ.	CONF.	ADJ CONF.
Average RPI Loss:	34	RECORD	PCT. RANK	GAMES	SCHEDULE	OF SCHEDULE	RPI	RPI	RPI	RPI
DIV. I ONLY	7- 5	123	5-5	4	96	29	29	2	2	
DIV. I NON-CONF.	7- 4	99	5-4	5	128	21	21	2	2	
TOTALS	RPI 1-25	RPI 26-50	W-L RECORDS	RPI 51-100	RPI 101-150	RPI 150+				
7- 5	1- 4	1- 0	OVERALL	1- 0	1- 1	3- 0				
2- 3	1- 2	0- 0	HOME	0- 0	0- 1	1- 0				
3- 1	0- 1	0- 0	AWAY	1- 0	1- 0	1- 0				
2- 1	0- 1	1- 0	NEUTRAL	0- 0	0- 0	1- 0				
7- 4	1- 3	1- 0	NON-CONFERENCE	1- 0	1- 1	3- 0				
2- 2	1- 1	0- 0	HOME	0- 0	0- 1	1- 0				
3- 1	0- 1	0- 0	AWAY	1- 0	1- 0	1- 0				
2- 1	0- 1	1- 0	NEUTRAL	0- 0	0- 0	1- 0				
0- 1	0- 1	0- 0	CONFERENCE	0- 0	0- 0	0- 0				
0- 1	0- 1	0- 0	HOME	0- 0	0- 0	0- 0				
0- 0	0- 0	0- 0	AWAY	0- 0	0- 0	0- 0				
0- 0	0- 0	0- 0	NEUTRAL	0- 0	0- 0	0- 0				

RPI 1-25				RPI 26-50				Team's RPI: 29				RPI 51-100				RPI 101+			
RPI	S	Opponent	Score	RPI	S	Opponent	Score	RPI	S	Opponent	Score	RPI	S	Opponent	Score	RPI	S	Opponent	Score
1	H	UConn	62 73	46	N	UNI	64 46	78	A	Kent St.	75 65	126	H	Ohio	68 74				
3	H	Louisville	67 60									131	A	Cincinnati	78 73				
5	A	Stanford	52 71									172	N	Valparaiso	89 38				
13	H	Purdue	50 66									267	H	Radford	70 57				
25	N	South Dakota	53 68									350	A	Sacramento St.	104 74				
LAST 10 Division I																			
13	H	Purdue	50 66	5	A	Stanford	52 71												
350	A	Sacramento St.	104 74	267	H	Radford	70 57												
1	H	UConn	62 73	3	H	Louisville	67 60												
78	A	Kent St.	75 65	46	N	UNI	64 46												
126	H	Ohio	68 74	25	N	South Dakota	53 68												

Non-Div I Games:

Ohio St.

■ Loss,
 ■ Non-Conf,
 ■ S Site,
 ■ H Home
 ■ A Away
 N Neutral

Average RPI Win:	121	WON-LOST	WINNING	LAST 10	STRENGTH OF	OPP. STRENGTH	TEAM	ADJ.	CONF.	ADJ CONF.
Average RPI Loss:	54	RECORD	PCT. RANK	GAMES	SCHEDULE	OF SCHEDULE	RPI	RPI	RPI	RPI
DIV. I ONLY	7- 5	123	5-5	5	65	40	40	5	5	
DIV. I NON-CONF.	7- 5	127	5-5	4	63	37	37	5	5	
TOTALS	RPI 1-25	RPI 26-50	W-L RECORDS	RPI 51-100	RPI 101-150	RPI 150+				
7- 5	0- 2	2- 1	OVERALL	0- 0	3- 2	2- 0				
7- 1	0- 1	2- 0	HOME	0- 0	3- 0	2- 0				
0- 3	0- 0	0- 1	AWAY	0- 0	0- 2	0- 0				
0- 1	0- 1	0- 0	NEUTRAL	0- 0	0- 0	0- 0				
7- 5	0- 2	2- 1	NON-CONFERENCE	0- 0	3- 2	2- 0				
7- 1	0- 1	2- 0	HOME	0- 0	3- 0	2- 0				
0- 3	0- 0	0- 1	AWAY	0- 0	0- 2	0- 0				
0- 1	0- 1	0- 0	NEUTRAL	0- 0	0- 0	0- 0				
0- 0	0- 0	0- 0	CONFERENCE	0- 0	0- 0	0- 0				
0- 0	0- 0	0- 0	HOME	0- 0	0- 0	0- 0				
0- 0	0- 0	0- 0	AWAY	0- 0	0- 0	0- 0				
0- 0	0- 0	0- 0	NEUTRAL	0- 0	0- 0	0- 0				

RPI 1-25				RPI 26-50				Team's RPI: 40	RPI 51-100				RPI 101+			
RPI	S	Opponent	Score	RPI	S	Opponent	Score		RPI	S	Opponent	Score	RPI	S	Opponent	Score
1	N	UConn	53 97	33	H	Drake	93 84						102	H	Abilene Christian	78 65
2	H	Missouri St.	90 96	34	A	Western Ky.	63 74						104	A	Houston	69 85
				42	H	LSU	90 68						129	A	Wichita St.	83 88
													132	H	UAB	82 75
													142	H	SFA	75 62
													163	H	Sam Houston St.	95 71
													234	H	Prairie View	94 48
LAST 10 Division I																
1	N	UConn	53 97	163	H	Sam Houston St.	95 71									
33	H	Drake	93 84	42	H	LSU	90 68									
104	A	Houston	69 85	34	A	Western Ky.	63 74									
142	H	SFA	75 62	129	A	Wichita St.	83 88									
2	H	Missouri St.	90 96	102	H	Abilene Christian	78 65									

Non-Div I Games:

Oklahoma

Average RPI Win:	187	WON-LOST	WINNING	LAST 10	STRENGTH OF	OPP. STRENGTH	TEAM	ADJ.	CONF.	ADJ CONF.
Average RPI Loss:	12	RECORD	PCT. RANK	GAMES	SCHEDULE	OF SCHEDULE	RPI	RPI	RPI	RPI
DIV. I ONLY	8- 3	70	7-3	101	30	52	52	5	5	
DIV. I NON-CONF.	8- 3	67	7-3	96	27	50	50	5	5	
TOTALS	RPI 1-25	RPI 26-50	W-L RECORDS	RPI 51-100	RPI 101-150	RPI 150+				
8- 3	0- 3	0- 0	OVERALL	1- 0	1- 0	6- 0				
6- 0	0- 0	0- 0	HOME	0- 0	1- 0	5- 0				
1- 1	0- 1	0- 0	AWAY	0- 0	0- 0	1- 0				
1- 2	0- 2	0- 0	NEUTRAL	1- 0	0- 0	0- 0				
8- 3	0- 3	0- 0	NON-CONFERENCE	1- 0	1- 0	6- 0				
6- 0	0- 0	0- 0	HOME	0- 0	1- 0	5- 0				
1- 1	0- 1	0- 0	AWAY	0- 0	0- 0	1- 0				
1- 2	0- 2	0- 0	NEUTRAL	1- 0	0- 0	0- 0				
0- 0	0- 0	0- 0	CONFERENCE	0- 0	0- 0	0- 0				
0- 0	0- 0	0- 0	HOME	0- 0	0- 0	0- 0				
0- 0	0- 0	0- 0	AWAY	0- 0	0- 0	0- 0				
0- 0	0- 0	0- 0	NEUTRAL	0- 0	0- 0	0- 0				

RPI 1-25				RPI 26-50				RPI 51-100				Team's RPI: 52	RPI 101+			
RPI	S	Opponent	Score	RPI	S	Opponent	Score	RPI	S	Opponent	Score		RPI	S	Opponent	Score
3	N	Louisville	48 69					88	N	UT Arlington	60 47		110	H	Idaho	62 47
11	A	Texas A&M	62 74										151	H	Lamar University	74 53
22	N	Oregon	72 89										205	A	Tulsa	78 48
													211	H	Rice	69 38
													213	H	Oral Roberts	78 44
													244	H	Southern U.	72 59
													272	H	Idaho St.	70 52
LAST 10 Division I																
213	H	Oral Roberts	78 44	11	A	Texas A&M	62 74									
244	H	Southern U.	72 59	88	N	UT Arlington	60 47									
272	H	Idaho St.	70 52	3	N	Louisville	48 69									
205	A	Tulsa	78 48	22	N	Oregon	72 89									
151	H	Lamar University	74 53	211	H	Rice	69 38									

Non-Div I Games:

Oklahoma St.

Old Dominion				Through Games Of Dec. 19, 2019						
Average RPI Win:	202	WON-LOST	WINNING	LAST 10	STRENGTH OF	OPP. STRENGTH	TEAM	ADJ.	CONF.	ADJ CONF.
Average RPI Loss:	108	RECORD	PCT. RANK	GAMES	SCHEDULE	OF SCHEDULE	RPI	RPI	RPI	RPI
DIV. I ONLY	10- 2	35	8-2	232	149	60	60	15	15	
DIV. I NON-CONF.	10- 2	32	8-2	233	151	59	59	15	15	
TOTALS	RPI 1-25	RPI 26-50	W-L RECORDS	RPI 51-100	RPI 101-150	RPI 150+				
10- 2	0- 1	0- 0	OVERALL	1- 0	3- 0	6- 1				
6- 0	0- 0	0- 0	HOME	1- 0	0- 0	5- 0				
3- 2	0- 1	0- 0	AWAY	0- 0	2- 0	1- 1				
1- 0	0- 0	0- 0	NEUTRAL	0- 0	1- 0	0- 0				
10- 2	0- 1	0- 0	NON-CONFERENCE	1- 0	3- 0	6- 1				
6- 0	0- 0	0- 0	HOME	1- 0	0- 0	5- 0				
3- 2	0- 1	0- 0	AWAY	0- 0	2- 0	1- 1				
1- 0	0- 0	0- 0	NEUTRAL	0- 0	1- 0	0- 0				
0- 0	0- 0	0- 0	CONFERENCE	0- 0	0- 0	0- 0				
0- 0	0- 0	0- 0	HOME	0- 0	0- 0	0- 0				
0- 0	0- 0	0- 0	AWAY	0- 0	0- 0	0- 0				
0- 0	0- 0	0- 0	NEUTRAL	0- 0	0- 0	0- 0				

RPI 1-25					
RPI	S	Opponent	Score		
21	A	Virginia	53	56	
RPI 26-50					
RPI	S	Opponent	Score		
RPI 51-100					
RPI	S	Opponent	Score		
100	H	Richmond	73	51	
Team's RPI: 60					
RPI 101+					
RPI	S	Opponent	Score		
110	N	Idaho	67	55	
115	A	Auburn	89	77	
134	A	William & Mary	69	58	
190	H	Hampton	75	38	
195	A	VCU	49	62	
222	H	Campbell	59	44	
225	H	Mt. St. Mary's	85	34	
295	H	Winthrop	68	44	
301	H	UMES	48	39	
323	A	Cal Poly	61	55	
LAST 10 Division I					
225	H	Mt. St. Mary's	85	34	
190	H	Hampton	75	38	
323	A	Cal Poly	61	55	
21	A	Virginia	53	56	
295	H	Winthrop	68	44	
100	H	Richmond	73	51	
195	A	VCU	49	62	
301	H	UMES	48	39	
134	A	William & Mary	69	58	
110	N	Idaho	67	55	

Non-Div I Games:

Old Dominion

Loss, Non-Conf, S Site, H Home A Away N Neutral

RPI 1-25				RPI 26-50				RPI 51-100				RPI 101+				Team's RPI: 293	
RPI	S	Opponent	Score	RPI	S	Opponent	Score	RPI	S	Opponent	Score	RPI	S	Opponent	Score		
												156	H	Southeast Mo. St.	53	70	
												163	H	Sam Houston St.	75	69	
												168	H	New Orleans	64	69	
												183	A	Texas Tech	48	84	
												187	H	Louisiana	42	53	
												193	A	Southern Miss.	53	59	
												218	H	Louisiana Tech	76	53	
												266	H	Ga. Southern	69	66	
												290	N	Pittsburgh	50	58	
												292	H	Alabama St.	93	66	
												320	N	Alcorn	73	55	
												344	H	Mississippi Val.	72	53	
												349	H	La.-Monroe	66	42	
LAST 10 Division I																	
				292	H	Alabama St.	93 66	266	H	Ga. Southern	69 66						
				187	H	Louisiana	42 53	156	H	Southeast Mo. St.	53 70						
				163	H	Sam Houston St.	75 69	183	A	Texas Tech	48 84						
				218	H	Louisiana Tech	76 53	290	N	Pittsburgh	50 58						
				193	A	Southern Miss.	53 59	320	N	Alcorn	73 55						

Ole Miss

Page 217

Average RPI Win:	285	WON-LOST	WINNING	LAST 10	STRENGTH OF	OPP. STRENGTH	TEAM	ADJ.	CONF.	ADJ CONF.
Average RPI Loss:	145	RECORD	PCT. RANK	GAMES	SCHEDULE	OF SCHEDULE	RPI	RPI	RPI	RPI
DIV. I ONLY	3- 9	272	3-7	119	299	275	275	17	17	
DIV. I NON-CONF.	3- 8	268	3-6	116	308	270	270	17	17	
TOTALS	RPI 1-25	RPI 26-50	W-L RECORDS	RPI 51-100	RPI 101-150	RPI 150+				
3- 9	0- 1	0- 2	OVERALL	0- 0	0- 1	3- 5				
2- 4	0- 1	0- 1	HOME	0- 0	0- 1	2- 1				
0- 4	0- 0	0- 1	AWAY	0- 0	0- 0	0- 3				
1- 1	0- 0	0- 0	NEUTRAL	0- 0	0- 0	1- 1				
3- 8	0- 1	0- 2	NON-CONFERENCE	0- 0	0- 0	3- 5				
2- 3	0- 1	0- 1	HOME	0- 0	0- 0	2- 1				
0- 4	0- 0	0- 1	AWAY	0- 0	0- 0	0- 3				
1- 1	0- 0	0- 0	NEUTRAL	0- 0	0- 0	1- 1				
0- 1	0- 0	0- 0	CONFERENCE	0- 0	0- 1	0- 0				
0- 1	0- 0	0- 0	HOME	0- 0	0- 1	0- 0				
0- 0	0- 0	0- 0	AWAY	0- 0	0- 0	0- 0				
0- 0	0- 0	0- 0	NEUTRAL	0- 0	0- 0	0- 0				

RPI S	Opponent	Score	RPI S	Opponent	Score	RPI S	Opponent	Score	RPI S	Opponent	Score	Team's RPI: 275
14	H Creighton	54 67	44	A Kansas	48 63				105	H South Dakota St.	51 68	
			46	H UNI	45 81				154	H Cleveland St.	66 79	
									195	N VCU	66 74	
									228	A Kansas St.	48 73	
									236	H UMKC	57 53	
									251	A Northern Ky.	40 57	
									264	A Eastern Ill.	52 65	
									276	H Morgan St.	70 64	
									344	N Mississippi Val.	78 70	
LAST 10 Division I												
105	H South Dakota St.	51 68	46	H UNI	45 81							
154	H Cleveland St.	66 79	264	A Eastern Ill.	52 65							
251	A Northern Ky.	40 57	236	H UMKC	57 53							
276	H Morgan St.	70 64	344	N Mississippi Val.	78 70							
44	A Kansas	48 63	195	N VCU	66 74							

Non-Div I Games: Peru St. 92 58 Graceland (IA) 85 46

Omaha

Loss, Non-Conf, S Site, H Home A Away N Neutral

Oral Roberts

Through Games Of Dec. 29, 2019

Average RPI Win:	153	WON-LOST	WINNING	LAST 10	STRENGTH OF	OPP. STRENGTH	TEAM	ADJ.	CONF.	ADJ CONF.
Average RPI Loss:	151	RECORD	PCT. RANK	GAMES	SCHEDULE	OF SCHEDULE	RPI	RPI	RPI	RPI
DIV. I ONLY	3- 8	264	2-8	54	289	213	213	17	17	
DIV. I NON-CONF.	3- 8	268	2-8	55	285	214	214	17	17	
TOTALS	RPI 1-25	RPI 26-50	W-L RECORDS	RPI 51-100	RPI 101-150	RPI 150+				
3- 8	0- 0	0- 1	OVERALL	0- 2	1- 0	2- 5				
3- 1	0- 0	0- 0	HOME	0- 0	1- 0	2- 1				
0- 7	0- 0	0- 1	AWAY	0- 2	0- 0	0- 4				
0- 0	0- 0	0- 0	NEUTRAL	0- 0	0- 0	0- 0				
3- 8	0- 0	0- 1	NON-CONFERENCE	0- 2	1- 0	2- 5				
3- 1	0- 0	0- 0	HOME	0- 0	1- 0	2- 1				
0- 7	0- 0	0- 1	AWAY	0- 2	0- 0	0- 4				
0- 0	0- 0	0- 0	NEUTRAL	0- 0	0- 0	0- 0				
0- 0	0- 0	0- 0	CONFERENCE	0- 0	0- 0	0- 0				
0- 0	0- 0	0- 0	HOME	0- 0	0- 0	0- 0				
0- 0	0- 0	0- 0	AWAY	0- 0	0- 0	0- 0				
0- 0	0- 0	0- 0	NEUTRAL	0- 0	0- 0	0- 0				

RPI 1-25				RPI 26-50				RPI 51-100				RPI 101+				Team's RPI: 213	
RPI	S	Opponent	Score	RPI	S	Opponent	Score	RPI	S	Opponent	Score	RPI	S	Opponent	Score		
				43	A	Arkansas	64 96	52	A	Oklahoma St.	44 78	129	H	Wichita St.	79 66		
								74	A	Nebraska	67 77	161	A	Southern Utah	58 72		
												163	H	Sam Houston St.	64 41		
												167	H	Texas St.	63 57		
												186	A	Utah	58 78		
												205	A	Tulsa	65 67		
												228	A	Kansas St.	69 109		
												257	H	Houston Baptist	73 74		
LAST 10 Division I																	
				52	A	Oklahoma St.	44 78	186	A	Utah	58 78						
				74	A	Nebraska	67 77	161	A	Southern Utah	58 72						
				228	A	Kansas St.	69 109	163	H	Sam Houston St.	64 41						
				43	A	Arkansas	64 96	257	H	Houston Baptist	73 74						
				129	H	Wichita St.	79 66	205	A	Tulsa	65 67						

Non-Div I Games: Cent. Christian (KS114 60

Oral Roberts

Loss, Non-Conf, S Site, H Home A Away N Neutral

Oregon

Through Games Of Dec. 29, 2019

Average RPI Win:	160	WON-LOST	WINNING	LAST 10	STRENGTH OF	OPP. STRENGTH	TEAM	ADJ.	CONF.	ADJ CONF.
Average RPI Loss:	3	RECORD	PCT. RANK	GAMES	SCHEDULE	OF SCHEDULE	RPI	RPI	RPI	RPI
DIV. I ONLY	10- 1	23	9-1	110	45	22	22	1	1	
DIV. I NON-CONF.	10- 1	19	9-1	108	45	24	24	1	1	
TOTALS	RPI 1-25	RPI 26-50	W-L RECORDS	RPI 51-100	RPI 101-150	RPI 150+				
10- 1	0- 1	0- 0	OVERALL	4- 0	1- 0	5- 0				
6- 0	0- 0	0- 0	HOME	1- 0	1- 0	4- 0				
2- 0	0- 0	0- 0	AWAY	1- 0	0- 0	1- 0				
2- 1	0- 1	0- 0	NEUTRAL	2- 0	0- 0	0- 0				
10- 1	0- 1	0- 0	NON-CONFERENCE	4- 0	1- 0	5- 0				
6- 0	0- 0	0- 0	HOME	1- 0	1- 0	4- 0				
2- 0	0- 0	0- 0	AWAY	1- 0	0- 0	1- 0				
2- 1	0- 1	0- 0	NEUTRAL	2- 0	0- 0	0- 0				
0- 0	0- 0	0- 0	CONFERENCE	0- 0	0- 0	0- 0				
0- 0	0- 0	0- 0	HOME	0- 0	0- 0	0- 0				
0- 0	0- 0	0- 0	AWAY	0- 0	0- 0	0- 0				
0- 0	0- 0	0- 0	NEUTRAL	0- 0	0- 0	0- 0				

RPI 1-25				Team's RPI: 22		RPI 26-50				RPI 51-100				RPI 101+			
RPI	S	Opponent	Score	RPI	S	Opponent	Score	RPI	S	Opponent	Score	RPI	S	Opponent	Score		
3	N	Louisville	62 72					52	N	Oklahoma St.	89 72	105	H	South Dakota St.	95 56		
								79	H	Texas Southern	99 63	200	H	Northeastern	89 47		
								88	N	UT Arlington	91 54	228	H	Kansas St.	89 51		
								94	A	Syracuse	81 64	237	A	Long Beach St.	81 45		
												245	H	Utah St.	109 52		
												270	H	UC Riverside	84 41		
LAST 10 Division I																	
228	H	Kansas St.	89 51	237	A	Long Beach St.	81 45	105	H	South Dakota St.	95 56	3	N	Louisville	62 72		
270	H	UC Riverside	84 41					88	N	UT Arlington	91 54	94	A	Syracuse	81 64		
52	N	Oklahoma St.	89 72														
79	H	Texas Southern	99 63														
245	H	Utah St.	109 52														

Non-Div I Games: Corban 125 42

Oregon

Loss, Non-Conf, S Site, H Home A Away N Neutral

Average RPI Win: 123		WON-LOST	WINNING	LAST 10	STRENGTH OF	OPP. STRENGTH	TEAM	ADJ.	CONF.	ADJ CONF.
Average RPI Loss: 0		RECORD	PCT. RANK	GAMES	SCHEDULE	OF SCHEDULE	RPI	RPI	RPI	RPI
DIV. I ONLY		12- 0	1	10-0	37	21	4	4	1	1
DIV. I NON-CONF.		12- 0	1	10-0	39	22	4	4	1	1
TOTALS	RPI 1-25		RPI 26-50		W-L RECORDS	RPI 51-100	RPI 101-150		RPI 150+	
12- 0	3- 0		0- 0		OVERALL	2- 0	3- 0		4- 0	
8- 0	2- 0		0- 0		HOME	2- 0	1- 0		3- 0	
1- 0	1- 0		0- 0		AWAY	0- 0	0- 0		0- 0	
3- 0	0- 0		0- 0		NEUTRAL	0- 0	2- 0		1- 0	
12- 0	3- 0		0- 0		NON-CONFERENCE	2- 0	3- 0		4- 0	
8- 0	2- 0		0- 0		HOME	2- 0	1- 0		3- 0	
1- 0	1- 0		0- 0		AWAY	0- 0	0- 0		0- 0	
3- 0	0- 0		0- 0		NEUTRAL	0- 0	2- 0		1- 0	
0- 0	0- 0		0- 0		CONFERENCE	0- 0	0- 0		0- 0	
0- 0	0- 0		0- 0		HOME	0- 0	0- 0		0- 0	
0- 0	0- 0		0- 0		AWAY	0- 0	0- 0		0- 0	
0- 0	0- 0		0- 0		NEUTRAL	0- 0	0- 0		0- 0	

RPI 1-25				Team's RPI: 4		RPI 26-50				RPI 51-100				RPI 101+			
RPI	S	Opponent	Score	RPI	S	Opponent	Score	RPI	S	Opponent	Score	RPI	S	Opponent	Score		
2	H	Missouri St.	80 69					80	H	CSU Bakersfield	69 50	112	N	Liberty	68 55		
9	H	DePaul	98 77					92	H	Pacific	69 57	113	N	BYU	65 34		
23	A	Miami (FL)	75 53									146	H	Hawaii	64 32		
												161	H	Southern Utah	95 45		
												241	H	UC Irvine	86 57		
												245	H	Utah St.	75 46		
												256	N	Northern Ariz.	91 57		
LAST 10 Division I																	
				80	H	CSU Bakersfield	69 50					256	N	Northern Ariz.	91 57		
				113	N	BYU	65 34					245	H	Utah St.	75 46		
				161	H	Southern Utah	95 45					146	H	Hawaii	64 32		
				2	H	Missouri St.	80 69					112	N	Liberty	68 55		
				9	H	DePaul	98 77					23	A	Miami (FL)	75 53		

Non-Div I Games:

Oregon St.

Average RPI Win:	235	WON-LOST	WINNING	LAST 10	STRENGTH OF	OPP. STRENGTH	TEAM	ADJ.	CONF.	ADJ CONF.
Average RPI Loss:	79	RECORD	PCT. RANK	GAMES	SCHEDULE	OF SCHEDULE	RPI	RPI	RPI	RPI
DIV. I ONLY	7- 5	123	6-4	145	103	92	92	11	11	
DIV. I NON-CONF.	7- 4	99	6-3	142	122	79	79	11	11	
TOTALS	RPI 1-25	RPI 26-50	W-L RECORDS	RPI 51-100	RPI 101-150	RPI 150+				
7- 5	0- 2	0- 0	OVERALL	1- 2	0- 0	6- 1				
4- 0	0- 0	0- 0	HOME	0- 0	0- 0	4- 0				
2- 4	0- 2	0- 0	AWAY	1- 2	0- 0	1- 0				
1- 1	0- 0	0- 0	NEUTRAL	0- 0	0- 0	1- 1				
7- 4	0- 2	0- 0	NON-CONFERENCE	1- 1	0- 0	6- 1				
4- 0	0- 0	0- 0	HOME	0- 0	0- 0	4- 0				
2- 3	0- 2	0- 0	AWAY	1- 1	0- 0	1- 0				
1- 1	0- 0	0- 0	NEUTRAL	0- 0	0- 0	1- 1				
0- 1	0- 0	0- 0	CONFERENCE	0- 1	0- 0	0- 0				
0- 0	0- 0	0- 0	HOME	0- 0	0- 0	0- 0				
0- 1	0- 0	0- 0	AWAY	0- 1	0- 0	0- 0				
0- 0	0- 0	0- 0	NEUTRAL	0- 0	0- 0	0- 0				

RPI 1-25				RPI 26-50				RPI 51-100 Team's RPI: 92				RPI 101+			
RPI	S	Opponent	Score	RPI	S	Opponent	Score	RPI	S	Opponent	Score	RPI	S	Opponent	Score
4	A	Oregon St.	57 69					66	A	Drexel	58 51	212	H	SMU	77 49
10	A	UCLA	57 68					80	A	CSU Bakersfield	70 80	216	N	Toledo	65 66
								84	A	Santa Clara	65 75	236	H	UMKC	89 60
												260	N	St. Francis Brooklyn	71 62
												282	A	UC Santa Barbara	63 53
												288	H	Indiana St.	83 66
												304	H	Weber St.	76 53
LAST 10 Division I															
				84	A	Santa Clara	65 75	260	N	St. Francis Brooklyn	71 62				
				216	N	Toledo	65 66	10	A	UCLA	57 68				
				288	H	Indiana St.	83 66	80	A	CSU Bakersfield	70 80				
				304	H	Weber St.	76 53	282	A	UC Santa Barbara	63 53				
				66	A	Drexel	58 51	212	H	SMU	77 49				

Non-Div I Games:

Pacific

■ Loss,
 ■ Non-Conf,
 ■ S Site,
 ■ Home
 ■ A Away
 N Neutral

Average RPI Win:	211	WON-LOST	WINNING	LAST 10	STRENGTH OF	OPP. STRENGTH	TEAM	ADJ.	CONF.	ADJ CONF.
Average RPI Loss:	31	RECORD	PCT. RANK	GAMES	SCHEDULE	OF SCHEDULE	RPI	RPI	RPI	RPI
DIV. I ONLY	8- 1	28	8-1	328	14	91	91	8	8	
DIV. I NON-CONF.	8- 1	28	8-1	331	15	92	92	8	8	
TOTALS	RPI 1-25	RPI 26-50	W-L RECORDS	RPI 51-100	RPI 101-150	RPI 150+				
8- 1	0- 0	0- 1	OVERALL	1- 0	1- 0	6- 0				
5- 0	0- 0	0- 0	HOME	1- 0	0- 0	4- 0				
3- 1	0- 0	0- 1	AWAY	0- 0	1- 0	2- 0				
0- 0	0- 0	0- 0	NEUTRAL	0- 0	0- 0	0- 0				
8- 1	0- 0	0- 1	NON-CONFERENCE	1- 0	1- 0	6- 0				
5- 0	0- 0	0- 0	HOME	1- 0	0- 0	4- 0				
3- 1	0- 0	0- 1	AWAY	0- 0	1- 0	2- 0				
0- 0	0- 0	0- 0	NEUTRAL	0- 0	0- 0	0- 0				
0- 0	0- 0	0- 0	CONFERENCE	0- 0	0- 0	0- 0				
0- 0	0- 0	0- 0	HOME	0- 0	0- 0	0- 0				
0- 0	0- 0	0- 0	AWAY	0- 0	0- 0	0- 0				
0- 0	0- 0	0- 0	NEUTRAL	0- 0	0- 0	0- 0				

RPI S	Opponent	Score	RPI S	Opponent	Score	RPI S	Opponent	Score	RPI S	Opponent	Score
31	A Duke	50 66	66	H Drexel	53 49	140	A Saint Joseph's	55 45	165	A La Salle	65 49
						178	H Iona	74 42	219	H Stetson	81 41
						284	H Siena	92 44	311	A NJIT	85 51
						327	H Hartford	74 46			
LAST 10 Division I											
66	H Drexel	53 49	165	A La Salle	65 49	327	H Hartford	74 46	31	A Duke	50 66
219	H Stetson	81 41	49			140	A Saint Joseph's	55 45	178	H Iona	74 42
311	A NJIT	85 51									
284	H Siena	92 44									

Non-Div I Games:

Penn

Average RPI Win:	241	WON-LOST	WINNING	LAST 10	STRENGTH OF	OPP. STRENGTH	TEAM	ADJ.	CONF.	ADJ CONF.
Average RPI Loss:	127	RECORD	PCT. RANK	GAMES	SCHEDULE	OF SCHEDULE	RPI	RPI	RPI	RPI
DIV. I ONLY	6- 6	165	5-5	194	192	214	214	2	2	
DIV. I NON-CONF.	6- 5	149	5-4	254	194	226	226	2	2	
TOTALS	RPI 1-25	RPI 26-50	W-L RECORDS	RPI 51-100	RPI 101-150	RPI 150+				
6- 6	0- 1	0- 1	OVERALL	0- 0	1- 1	5- 3				
4- 4	0- 0	0- 1	HOME	0- 0	1- 1	3- 2				
1- 1	0- 1	0- 0	AWAY	0- 0	0- 0	1- 0				
1- 1	0- 0	0- 0	NEUTRAL	0- 0	0- 0	1- 1				
6- 5	0- 1	0- 0	NON-CONFERENCE	0- 0	1- 1	5- 3				
4- 3	0- 0	0- 0	HOME	0- 0	1- 1	3- 2				
1- 1	0- 1	0- 0	AWAY	0- 0	0- 0	1- 0				
1- 1	0- 0	0- 0	NEUTRAL	0- 0	0- 0	1- 1				
0- 1	0- 0	0- 1	CONFERENCE	0- 0	0- 0	0- 0				
0- 1	0- 0	0- 1	HOME	0- 0	0- 0	0- 0				
0- 0	0- 0	0- 0	AWAY	0- 0	0- 0	0- 0				
0- 0	0- 0	0- 0	NEUTRAL	0- 0	0- 0	0- 0				

RPI S	Opponent	Score	RPI S	Opponent	Score	RPI S	Opponent	Score	RPI S	Opponent	Score	Team's RPI: 214
17 A	Princeton	55 72	35 H	Minnesota	74 81				109 H	Rider	70 78	
									145 H	Fordham	72 59	
									162 H	Clemson	68 55	
									165 H	La Salle	67 69	
									196 H	George Mason	68 78	
									237 N	Long Beach St.	56 64	
									252 A	Towson	73 67	
									283 H	Sacred Heart	88 65	
									290 H	Pittsburgh	78 73	
									316 N	N.C. Central	92 68	
LAST 10 Division I												
35 H	Minnesota	74 81	290 H	Pittsburgh	78 73							
283 H	Sacred Heart	88 65	316 N	N.C. Central	92 68							
17 A	Princeton	55 72	237 N	Long Beach St.	56 64							
165 H	La Salle	67 69	196 H	George Mason	68 78							
145 H	Fordham	72 59	162 H	Clemson	68 55							

Non-Div I Games:

Penn St.

Pepperdine

Through Games Of Dec. 29, 2019

Average RPI Win:	270	WON-LOST	WINNING	LAST 10	STRENGTH OF	OPP. STRENGTH	TEAM	ADJ.	CONF.	ADJ CONF.
Average RPI Loss:	146	RECORD	PCT. RANK	GAMES	SCHEDULE	OF SCHEDULE	RPI	RPI	RPI	RPI
DIV. I ONLY	5- 4	136	5-4	330	77	253	253	11	11	
DIV. I NON-CONF.	4- 4	167	4-4	339	70	286	286	11	11	
TOTALS	RPI 1-25	RPI 26-50	W-L RECORDS	RPI 51-100	RPI 101-150	RPI 150+				
5- 4	0- 0	0- 0	OVERALL	0- 1	0- 2	5- 1				
3- 2	0- 0	0- 0	HOME	0- 0	0- 1	3- 1				
2- 2	0- 0	0- 0	AWAY	0- 1	0- 1	2- 0				
0- 0	0- 0	0- 0	NEUTRAL	0- 0	0- 0	0- 0				
4- 4	0- 0	0- 0	NON-CONFERENCE	0- 1	0- 2	4- 1				
2- 2	0- 0	0- 0	HOME	0- 0	0- 1	2- 1				
2- 2	0- 0	0- 0	AWAY	0- 1	0- 1	2- 0				
0- 0	0- 0	0- 0	NEUTRAL	0- 0	0- 0	0- 0				
1- 0	0- 0	0- 0	CONFERENCE	0- 0	0- 0	1- 0				
1- 0	0- 0	0- 0	HOME	0- 0	0- 0	1- 0				
0- 0	0- 0	0- 0	AWAY	0- 0	0- 0	0- 0				
0- 0	0- 0	0- 0	NEUTRAL	0- 0	0- 0	0- 0				

RPI 1-25				RPI 26-50				RPI 51-100				RPI 101+				Team's RPI: 253	
RPI	S	Opponent	Score	RPI	S	Opponent	Score	RPI	S	Opponent	Score	RPI	S	Opponent	Score		
								72	A	Boise St.	74	76	103	A	Washington St.	48	85
													146	H	Hawaii	51	52
													217	H	San Diego	73	57
													231	H	UC Davis	70	67
													261	A	Eastern Wash.	53	52
													263	H	UNLV	44	69
													319	A	New Mexico St.	72	69
													323	H	Cal Poly	63	53
LAST 10 Division I																	
				217	H	San Diego	73	57				263	H	UNLV	44	69	
				72	A	Boise St.	74	76				261	A	Eastern Wash.	53	52	
				231	H	UC Davis	70	67				319	A	New Mexico St.	72	69	
				103	A	Washington St.	48	85				146	H	Hawaii	51	52	
												323	H	Cal Poly	63	53	

Non-Div I Games: Concordia (CA) 76 57 Cal St. L.A. 79 56

Pepperdine

Loss, Non-Conf, S Site, H Home A Away N Neutral

Average RPI Win:	319	WON-LOST	WINNING	LAST 10	STRENGTH OF	OPP. STRENGTH	TEAM	ADJ.	CONF.	ADJ CONF.
Average RPI Loss:	137	RECORD	PCT. RANK	GAMES	SCHEDULE	OF SCHEDULE	RPI	RPI	RPI	RPI
DIV. I ONLY	3- 8	264	3-7	142	320	290	290	3	3	
DIV. I NON-CONF.	3- 8	268	3-7	140	321	294	294	3	3	
TOTALS	RPI 1-25	RPI 26-50	W-L RECORDS	RPI 51-100	RPI 101-150	RPI 150+				
3- 8	0- 0	0- 0	OVERALL	0- 3	0- 3	3- 2				
2- 4	0- 0	0- 0	HOME	0- 2	0- 1	2- 1				
0- 3	0- 0	0- 0	AWAY	0- 1	0- 1	0- 1				
1- 1	0- 0	0- 0	NEUTRAL	0- 0	0- 1	1- 0				
3- 8	0- 0	0- 0	NON-CONFERENCE	0- 3	0- 3	3- 2				
2- 4	0- 0	0- 0	HOME	0- 2	0- 1	2- 1				
0- 3	0- 0	0- 0	AWAY	0- 1	0- 1	0- 1				
1- 1	0- 0	0- 0	NEUTRAL	0- 0	0- 1	1- 0				
0- 0	0- 0	0- 0	CONFERENCE	0- 0	0- 0	0- 0				
0- 0	0- 0	0- 0	HOME	0- 0	0- 0	0- 0				
0- 0	0- 0	0- 0	AWAY	0- 0	0- 0	0- 0				
0- 0	0- 0	0- 0	NEUTRAL	0- 0	0- 0	0- 0				

RPI 1-25				RPI 26-50				RPI 51-100				RPI 101+				Team's RPI: 290	
RPI	S	Opponent	Score	RPI	S	Opponent	Score	RPI	S	Opponent	Score	RPI	S	Opponent	Score		
								70	A	UCF	58 74	126	N	Ohio	50 72		
								90	H	Stony Brook	56 59	130	H	Miami (OH)	71 80		
								95	H	Duquesne	62 81	131	A	Cincinnati	53 69		
												214	A	Penn St.	73 78		
												239	H	Georgetown	56 66		
												293	N	Ole Miss	58 50		
												328	H	Central Conn. St.	81 73		
												336	H	Fairleigh Dickinson	69 60		
LAST 10 Division I																	
				131	A	Cincinnati	53 69	293	N	Ole Miss	58 50						
				130	H	Miami (OH)	71 80	126	N	Ohio	50 72						
				90	H	Stony Brook	56 59	95	H	Duquesne	62 81						
				214	A	Penn St.	73 78	336	H	Fairleigh Dickinson	69 60						
				328	H	Central Conn. St.	81 73	239	H	Georgetown	56 66						

Non-Div I Games:

Pittsburgh

■ Loss, ■ Non-Conf, S Site, H Home A Away N Neutral

Average RPI Win:	255	WON-LOST	WINNING	LAST 10	STRENGTH OF	OPP. STRENGTH	TEAM	ADJ.	CONF.	ADJ CONF.
Average RPI Loss:	121	RECORD	PCT. RANK	GAMES	SCHEDULE	OF SCHEDULE	RPI	RPI	RPI	RPI
DIV. I ONLY	5- 5	165	5-5	140	288	164	164	11	11	
DIV. I NON-CONF.	5- 4	134	5-4	215	312	192	192	11	11	
TOTALS	RPI 1-25	RPI 26-50	W-L RECORDS	RPI 51-100	RPI 101-150	RPI 150+				
5- 5	0- 1	0- 0	OVERALL	0- 1	0- 1	5- 2				
2- 3	0- 0	0- 0	HOME	0- 1	0- 1	2- 1				
3- 2	0- 1	0- 0	AWAY	0- 0	0- 0	3- 1				
0- 0	0- 0	0- 0	NEUTRAL	0- 0	0- 0	0- 0				
5- 4	0- 0	0- 0	NON-CONFERENCE	0- 1	0- 1	5- 2				
2- 3	0- 0	0- 0	HOME	0- 1	0- 1	2- 1				
3- 1	0- 0	0- 0	AWAY	0- 0	0- 0	3- 1				
0- 0	0- 0	0- 0	NEUTRAL	0- 0	0- 0	0- 0				
0- 1	0- 1	0- 0	CONFERENCE	0- 0	0- 0	0- 0				
0- 0	0- 0	0- 0	HOME	0- 0	0- 0	0- 0				
0- 1	0- 1	0- 0	AWAY	0- 0	0- 0	0- 0				
0- 0	0- 0	0- 0	NEUTRAL	0- 0	0- 0	0- 0				

RPI 1-25				RPI 26-50				RPI 51-100				RPI 101+ Team's RPI: 164			
RPI	S	Opponent	Score	RPI	S	Opponent	Score	RPI	S	Opponent	Score	RPI	S	Opponent	Score
7	A	Gonzaga	57 62					83	H	Loyola Chicago	64 78	102	H	Abilene Christian	69 76
												160	H	Fresno St.	75 64
												180	H	Portland St.	71 77
												235	A	CSUN	64 73
												245	A	Utah St.	70 64
												255	H	Grand Canyon	73 41
												304	A	Weber St.	78 59
												313	A	Air Force	72 56
LAST 10 Division I															
7	A	Gonzaga	57 62	102	H	Abilene Christian	69 76								
180	H	Portland St.	71 77	313	A	Air Force	72 56								
255	H	Grand Canyon	73 41	235	A	CSUN	64 73								
83	H	Loyola Chicago	64 78	160	H	Fresno St.	75 64								
245	A	Utah St.	70 64	304	A	Weber St.	78 59								

Non-Div I Games: Warner Pacific 78 36 Willamette 82 42

Portland

Loss, Non-Conf, S Site, H Home A Away N Neutral

Average RPI Win:	240	WON-LOST	WINNING	LAST 10	STRENGTH OF	OPP. STRENGTH	TEAM	ADJ.	CONF.	ADJ CONF.
Average RPI Loss:	161	RECORD	PCT. RANK	GAMES	SCHEDULE	OF SCHEDULE	RPI	RPI	RPI	RPI
DIV. I ONLY	5- 5	165	5-5	251	201	180	180	20	20	
DIV. I NON-CONF.	5- 4	134	5-4	249	206	167	167	19	19	
TOTALS	RPI 1-25	RPI 26-50	W-L RECORDS	RPI 51-100	RPI 101-150	RPI 150+				
5- 5	0- 0	0- 0	OVERALL	0- 1	0- 2	5- 2				
2- 1	0- 0	0- 0	HOME	0- 0	0- 1	2- 0				
3- 3	0- 0	0- 0	AWAY	0- 1	0- 1	3- 1				
0- 1	0- 0	0- 0	NEUTRAL	0- 0	0- 0	0- 1				
5- 4	0- 0	0- 0	NON-CONFERENCE	0- 1	0- 1	5- 2				
2- 1	0- 0	0- 0	HOME	0- 0	0- 1	2- 0				
3- 2	0- 0	0- 0	AWAY	0- 1	0- 0	3- 1				
0- 1	0- 0	0- 0	NEUTRAL	0- 0	0- 0	0- 1				
0- 1	0- 0	0- 0	CONFERENCE	0- 0	0- 1	0- 0				
0- 0	0- 0	0- 0	HOME	0- 0	0- 0	0- 0				
0- 1	0- 0	0- 0	AWAY	0- 0	0- 1	0- 0				
0- 0	0- 0	0- 0	NEUTRAL	0- 0	0- 0	0- 0				

RPI 1-25			RPI 26-50			RPI 51-100			RPI 101+			Team's RPI: 180
RPI	S	Opponent	Score	RPI	S	Opponent	Score	RPI	S	Opponent	Score	
						72 A Boise St.	57 82			117 H Tennessee	61 88	
										139 A Northern Colo.	58 77	
										164 A Portland	77 71	
										231 A UC Davis	76 70	
										236 A UMKC	69 87	
										241 A UC Irvine	70 61	
										241 N UC Irvine	75 83	
										255 H Grand Canyon	69 46	
										308 H Nevada	80 75	
LAST 10 Division I												
						139 A Northern Colo.	58 77			241 A UC Irvine	70 61	
						117 H Tennessee	61 88			231 A UC Davis	76 70	
						164 A Portland	77 71			308 H Nevada	80 75	
						255 H Grand Canyon	69 46			241 N UC Irvine	75 83	
						72 A Boise St.	57 82			236 A UMKC	69 87	

Non-Div I Games: Multnomah 104 48

Portland St.

Prairie View

Through Games Of Dec. 29, 2019

Average RPI Win:	0	WON-LOST	WINNING	LAST 10	STRENGTH OF	OPP. STRENGTH	TEAM	ADJ.	CONF.	ADJ CONF.
Average RPI Loss:	123	RECORD	PCT. RANK	GAMES	SCHEDULE	OF SCHEDULE	RPI	RPI	RPI	RPI
DIV. I ONLY	0- 9	339	0-9	6	301	234	234	28	28	
DIV. I NON-CONF.	0- 9	338	0-9	7	298	235	235	28	28	
TOTALS	RPI 1-25	RPI 26-50	W-L RECORDS	RPI 51-100	RPI 101-150	RPI 150+				
0- 9	0- 1	0- 2	OVERALL	0- 1	0- 1	0- 4				
0- 1	0- 0	0- 0	HOME	0- 0	0- 0	0- 1				
0- 6	0- 1	0- 2	AWAY	0- 1	0- 0	0- 2				
0- 2	0- 0	0- 0	NEUTRAL	0- 0	0- 1	0- 1				
0- 9	0- 1	0- 2	NON-CONFERENCE	0- 1	0- 1	0- 4				
0- 1	0- 0	0- 0	HOME	0- 0	0- 0	0- 1				
0- 6	0- 1	0- 2	AWAY	0- 1	0- 0	0- 2				
0- 2	0- 0	0- 0	NEUTRAL	0- 0	0- 1	0- 1				
0- 0	0- 0	0- 0	CONFERENCE	0- 0	0- 0	0- 0				
0- 0	0- 0	0- 0	HOME	0- 0	0- 0	0- 0				
0- 0	0- 0	0- 0	AWAY	0- 0	0- 0	0- 0				
0- 0	0- 0	0- 0	NEUTRAL	0- 0	0- 0	0- 0				

RPI 1-25				RPI 26-50				RPI 51-100				RPI 101+				Team's RPI: 234
RPI	S	Opponent	Score	RPI	S	Opponent	Score	RPI	S	Opponent	Score	RPI	S	Opponent	Score	
11	A	Texas A&M	38 80	40	A	Oklahoma	48 94	89	A	Wisconsin	42 68	130	N	Miami (OH)	52 65	
				45	A	Arizona	48 83					174	H	Florida	44 51	
												183	A	Texas Tech	48 82	
												211	A	Rice	55 77	
												223	N	A&M-Corpus Christi	52 64	
LAST 10 Division I																
				89	A	Wisconsin	42 68	11	A	Texas A&M	38 80					
				183	A	Texas Tech	48 82	45	A	Arizona	48 83					
				211	A	Rice	55 77	223	N	A&M-Corpus Christi	52 64					
				174	H	Florida	44 51	130	N	Miami (OH)	52 65					
								40	A	Oklahoma	48 94					

Non-Div I Games: Wiley 75 42 Tex. A&M-Kingsville85 55

Prairie View

Loss, Non-Conf, S Site, H Home A Away N Neutral

Presbyterian

Through Games Of Dec. 29, 2019

Average RPI Win:	323	WON-LOST	WINNING	LAST 10	STRENGTH OF	OPP. STRENGTH	TEAM	ADJ.	CONF.	ADJ CONF.
Average RPI Loss:	196	RECORD	PCT. RANK	GAMES	SCHEDULE	OF SCHEDULE	RPI	RPI	RPI	RPI
DIV. I ONLY	2- 6	272	2-6	173	347	274	274	29	29	
DIV. I NON-CONF.	2- 5	262	2-5	187	337	266	266	29	29	
TOTALS	RPI 1-25	RPI 26-50	W-L RECORDS	RPI 51-100	RPI 101-150	RPI 150+				
2- 6	0- 0	0- 1	OVERALL	0- 0	0- 1	2- 4				
1- 1	0- 0	0- 0	HOME	0- 0	0- 0	1- 1				
1- 5	0- 0	0- 1	AWAY	0- 0	0- 1	1- 3				
0- 0	0- 0	0- 0	NEUTRAL	0- 0	0- 0	0- 0				
2- 5	0- 0	0- 1	NON-CONFERENCE	0- 0	0- 1	2- 3				
1- 1	0- 0	0- 0	HOME	0- 0	0- 0	1- 1				
1- 4	0- 0	0- 1	AWAY	0- 0	0- 1	1- 2				
0- 0	0- 0	0- 0	NEUTRAL	0- 0	0- 0	0- 0				
0- 1	0- 0	0- 0	CONFERENCE	0- 0	0- 0	0- 1				
0- 0	0- 0	0- 0	HOME	0- 0	0- 0	0- 0				
0- 1	0- 0	0- 0	AWAY	0- 0	0- 0	0- 1				
0- 0	0- 0	0- 0	NEUTRAL	0- 0	0- 0	0- 0				

RPI 1-25			RPI 26-50			RPI 51-100			RPI 101+			Team's RPI: 274
RPI	S	Opponent	Score	RPI	S	Opponent	Score	RPI	S	Opponent	Score	
				50	A	West Virginia	40 56					
								138	A	Illinois	52 71	
								174	A	Florida	46 60	
								246	A	UNC Asheville	39 54	
								280	H	UNCW	60 70	
								287	A	Wofford	60 67	
								297	H	Col. of Charleston	58 54	
								348	A	South Carolina St.	70 49	
LAST 10 Division I												
				246	A	UNC Asheville	39 54	174	A	Florida	46 60	
				280	H	UNCW	60 70	50	A	West Virginia	40 56	
				138	A	Illinois	52 71	348	A	South Carolina St.	70 49	
				287	A	Wofford	60 67					
				297	H	Col. of Charleston	58 54					

Non-Div I Games: William Peace 72 35 Brevard 74 45

Presbyterian

Loss, Non-Conf, S Site, H Home A Away N Neutral

Average RPI Win:	159	WON-LOST	WINNING	LAST 10	STRENGTH OF	OPP. STRENGTH	TEAM	ADJ.	CONF.	ADJ CONF.
Average RPI Loss:	16	RECORD	PCT. RANK	GAMES	SCHEDULE	OF SCHEDULE	RPI	RPI	RPI	RPI
DIV. I ONLY	12- 1	10	9-1	105	43	17	17	8	8	
DIV. I NON-CONF.	12- 1	10	9-1	101	44	15	15	8	8	
TOTALS	RPI 1-25	RPI 26-50	W-L RECORDS	RPI 51-100	RPI 101-150	RPI 150+				
12- 1	0- 1	2- 0	OVERALL	2- 0	2- 0	6- 0				
7- 0	0- 0	1- 0	HOME	0- 0	1- 0	5- 0				
5- 1	0- 1	1- 0	AWAY	2- 0	1- 0	1- 0				
0- 0	0- 0	0- 0	NEUTRAL	0- 0	0- 0	0- 0				
12- 1	0- 1	2- 0	NON-CONFERENCE	2- 0	2- 0	6- 0				
7- 0	0- 0	1- 0	HOME	0- 0	1- 0	5- 0				
5- 1	0- 1	1- 0	AWAY	2- 0	1- 0	1- 0				
0- 0	0- 0	0- 0	NEUTRAL	0- 0	0- 0	0- 0				
0- 0	0- 0	0- 0	CONFERENCE	0- 0	0- 0	0- 0				
0- 0	0- 0	0- 0	HOME	0- 0	0- 0	0- 0				
0- 0	0- 0	0- 0	AWAY	0- 0	0- 0	0- 0				
0- 0	0- 0	0- 0	NEUTRAL	0- 0	0- 0	0- 0				

RPI 1-25				Team's RPI: 17		RPI 26-50				RPI 51-100				RPI 101+			
RPI	S	Opponent	Score	RPI	S	Opponent	Score	RPI	S	Opponent	Score	RPI	S	Opponent	Score		
16	A	Iowa	75 77	30	H	FGCU	67 53	51	A	Seton Hall	78 76	108	A	George Washington	75 50		
				48	A	Saint Louis	66 50	65	A	Marist	62 50	109	H	Rider	80 47		
												194	A	Missouri	68 33		
												199	H	Monmouth	52 40		
												214	H	Penn St.	72 55		
												260	H	St. Francis Brooklyn	76 44		
												303	H	New Hampshire	77 37		
												327	H	Hartford	73 42		
LAST 10 Division I																	
194	A	Missouri	68 33	303	H	New Hampshire	77 37										
214	H	Penn St.	72 55	48	A	Saint Louis	66 50										
327	H	Hartford	73 42	199	H	Monmouth	52 40										
65	A	Marist	62 50	16	A	Iowa	75 77										
260	H	St. Francis Brooklyn	76 44	30	H	FGCU	67 53										

Non-Div I Games:

Princeton

■ Loss, ■ Non-Conf, S Site, H Home A Away N Neutral

Providence

Through Games Of Dec. 29, 2019

Average RPI Win:	219	WON-LOST	WINNING	LAST 10	STRENGTH OF	OPP. STRENGTH	TEAM	ADJ.	CONF.	ADJ CONF.
Average RPI Loss:	94	RECORD	PCT. RANK	GAMES	SCHEDULE	OF SCHEDULE	RPI	RPI	RPI	RPI
DIV. I ONLY	9- 4	82	7-3	198	192	75	75	6	6	
DIV. I NON-CONF.	9- 3	63	7-2	193	203	69	69	6	6	
TOTALS	RPI 1-25	RPI 26-50	W-L RECORDS	RPI 51-100	RPI 101-150	RPI 150+				
9- 4	0- 0	0- 1	OVERALL	1- 2	0- 0	8- 1				
2- 0	0- 0	0- 0	HOME	1- 0	0- 0	1- 0				
5- 3	0- 0	0- 1	AWAY	0- 1	0- 0	5- 1				
2- 1	0- 0	0- 0	NEUTRAL	0- 1	0- 0	2- 0				
9- 3	0- 0	0- 1	NON-CONFERENCE	1- 1	0- 0	8- 1				
2- 0	0- 0	0- 0	HOME	1- 0	0- 0	1- 0				
5- 2	0- 0	0- 1	AWAY	0- 0	0- 0	5- 1				
2- 1	0- 0	0- 0	NEUTRAL	0- 1	0- 0	2- 0				
0- 1	0- 0	0- 0	CONFERENCE	0- 1	0- 0	0- 0				
0- 0	0- 0	0- 0	HOME	0- 0	0- 0	0- 0				
0- 1	0- 0	0- 0	AWAY	0- 1	0- 0	0- 0				
0- 0	0- 0	0- 0	NEUTRAL	0- 0	0- 0	0- 0				

RPI S	Opponent	Score	RPI S	Opponent	Score	RPI S	Opponent	Score	RPI S	Opponent	Score
			41 A	Yale	79 82	81 N	Ball St.	51 52	153 A	Massachusetts	72 63
						85 A	Villanova	49 51	169 A	New Mexico	68 86
						96 H	Boston College	76 60	175 N	Rhode Island	58 51
									186 A	Utah	67 60
									199 A	Monmouth	68 52
									248 H	UMass Lowell	63 38
									268 N	LMU (CA)	48 45
									317 A	Bryant	76 32
									327 A	Hartford	75 57
LAST 10 Division I											
			81 N	Ball St.	51 52	85 A	Villanova	49 51			
			169 A	New Mexico	68 86	268 N	LMU (CA)	48 45			
			186 A	Utah	67 60	248 H	UMass Lowell	63 38			
			175 N	Rhode Island	58 51	199 A	Monmouth	68 52			
			317 A	Bryant	76 32	96 H	Boston College	76 60			

Non-Div I Games:

Providence

Loss, Non-Conf, S Site, H Home A Away N Neutral

Average RPI Win:	118	WON-LOST	WINNING	LAST 10	STRENGTH OF	OPP. STRENGTH	TEAM	ADJ.	CONF.	ADJ CONF.
Average RPI Loss:	14	RECORD	PCT. RANK	GAMES	SCHEDULE	OF SCHEDULE	RPI	RPI	RPI	RPI
DIV. I ONLY	10- 3	56	7-3	31	7	13	13	2	2	
DIV. I NON-CONF.	9- 3	63	6-3	35	11	17	17	2	2	
TOTALS	RPI 1-25	RPI 26-50	W-L RECORDS	RPI 51-100	RPI 101-150	RPI 150+				
10- 3	0- 2	3- 1	OVERALL	2- 0	1- 0	4- 0				
6- 0	0- 0	1- 0	HOME	1- 0	1- 0	3- 0				
2- 2	0- 1	1- 1	AWAY	0- 0	0- 0	1- 0				
2- 1	0- 1	1- 0	NEUTRAL	1- 0	0- 0	0- 0				
9- 3	0- 2	2- 1	NON-CONFERENCE	2- 0	1- 0	4- 0				
6- 0	0- 0	1- 0	HOME	1- 0	1- 0	3- 0				
1- 2	0- 1	0- 1	AWAY	0- 0	0- 0	1- 0				
2- 1	0- 1	1- 0	NEUTRAL	1- 0	0- 0	0- 0				
1- 0	0- 0	1- 0	CONFERENCE	0- 0	0- 0	0- 0				
0- 0	0- 0	0- 0	HOME	0- 0	0- 0	0- 0				
1- 0	0- 0	1- 0	AWAY	0- 0	0- 0	0- 0				
0- 0	0- 0	0- 0	NEUTRAL	0- 0	0- 0	0- 0				

RPI 1-25				RPI 26-50				RPI 51-100				RPI 101+			
RPI	S	Opponent	Score	RPI	S	Opponent	Score	RPI	S	Opponent	Score	RPI	S	Opponent	Score
6	A	South Carolina	49 85	28	A	Virginia Tech	54 67	64	N	Arizona St.	59 52	106	H	Bowling Green	81 74
7	N	Gonzaga	50 63	29	A	Ohio St.	66 50	78	H	Kent St.	77 64	166	H	Northern Ill.	68 63
				33	N	Drake	67 47					209	H	Milwaukee	68 55
				34	H	Western Ky.	67 50					229	H	Western Ill.	66 59
												233	A	Chattanooga	66 34
LAST 10 Division I															
				34	H	Western Ky.	67 50	29	A	Ohio St.	66 50				
				6	A	South Carolina	49 85	106	H	Bowling Green	81 74				
				78	H	Kent St.	77 64	64	N	Arizona St.	59 52				
				28	A	Virginia Tech	54 67	33	N	Drake	67 47				
				7	N	Gonzaga	50 63	166	H	Northern Ill.	68 63				

Non-Div I Games:

Purdue

■ Loss,
 ■ Non-Conf, S Site,
 ■ Home
 ■ Away
 N Neutral

Average RPI Win:	327	WON-LOST	WINNING	LAST 10	STRENGTH OF	OPP. STRENGTH	TEAM	ADJ.	CONF.	ADJ CONF.
Average RPI Loss:	163	RECORD	PCT. RANK	GAMES	SCHEDULE	OF SCHEDULE	RPI	RPI	RPI	RPI
DIV. I ONLY	2- 9	306	1-9	233	277	325	325	17	17	
DIV. I NON-CONF.	2- 9	305	1-9	234	274	323	323	17	17	
TOTALS	RPI 1-25	RPI 26-50	W-L RECORDS	RPI 51-100	RPI 101-150	RPI 150+				
2- 9	0- 0	0- 0	OVERALL	0- 2	0- 2	2- 5				
2- 2	0- 0	0- 0	HOME	0- 1	0- 0	2- 1				
0- 4	0- 0	0- 0	AWAY	0- 0	0- 2	0- 2				
0- 3	0- 0	0- 0	NEUTRAL	0- 1	0- 0	0- 2				
2- 9	0- 0	0- 0	NON-CONFERENCE	0- 2	0- 2	2- 5				
2- 2	0- 0	0- 0	HOME	0- 1	0- 0	2- 1				
0- 4	0- 0	0- 0	AWAY	0- 0	0- 2	0- 2				
0- 3	0- 0	0- 0	NEUTRAL	0- 1	0- 0	0- 2				
0- 0	0- 0	0- 0	CONFERENCE	0- 0	0- 0	0- 0				
0- 0	0- 0	0- 0	HOME	0- 0	0- 0	0- 0				
0- 0	0- 0	0- 0	AWAY	0- 0	0- 0	0- 0				
0- 0	0- 0	0- 0	NEUTRAL	0- 0	0- 0	0- 0				

RPI 1-25			RPI 26-50			RPI 51-100			RPI 101+			Team's RPI: 325
RPI	S	Opponent	Score	RPI	S	Opponent	Score	RPI	S	Opponent	Score	
						78 N Kent St.	67 75	127 A Akron		53 64		
						81 H Ball St.	52 83	137 A Butler		58 85		
								156 H Southeast Mo. St.		48 58		
								183 N Texas Tech		48 82		
								199 N Monmouth		46 60		
								207 A Eastern Mich.		40 64		
								298 A SIUE		53 57		
								318 H UIC		61 50		
								335 H Evansville		67 64		
LAST 10 Division I												
207 A		Eastern Mich.	40 64	137 A		Butler	58 85					
298 A		SIUE	53 57	335 H		Evansville	67 64					
199 N		Monmouth	46 60	78 N		Kent St.	67 75					
183 N		Texas Tech	48 82	127 A		Akron	53 64					
156 H		Southeast Mo. St.	48 58	81 H		Ball St.	52 83					

Non-Div I Games: Heidelberg 82 55 Purdue Northwest 73 50

Purdue Fort Wayne

Loss, Non-Conf, S Site, H Home A Away N Neutral

Quinnipiac

Through Games Of Dec. 29, 2019

Average RPI Win:	200	WON-LOST	WINNING	LAST 10	STRENGTH OF	OPP. STRENGTH	TEAM	ADJ.	CONF.	ADJ CONF.
Average RPI Loss:	72	RECORD	PCT. RANK	GAMES	SCHEDULE	OF SCHEDULE	RPI	RPI	RPI	RPI
DIV. I ONLY	3- 6	238	3-6	79	79	181	181	23	23	
DIV. I NON-CONF.	3- 6	234	3-6	81	76	179	179	23	23	
TOTALS	RPI 1-25	RPI 26-50	W-L RECORDS	RPI 51-100	RPI 101-150	RPI 150+				
3- 6	0- 0	0- 2	OVERALL	1- 2	0- 2	2- 0				
2- 3	0- 0	0- 0	HOME	1- 1	0- 2	1- 0				
1- 3	0- 0	0- 2	AWAY	0- 1	0- 0	1- 0				
0- 0	0- 0	0- 0	NEUTRAL	0- 0	0- 0	0- 0				
3- 6	0- 0	0- 2	NON-CONFERENCE	1- 2	0- 2	2- 0				
2- 3	0- 0	0- 0	HOME	1- 1	0- 2	1- 0				
1- 3	0- 0	0- 2	AWAY	0- 1	0- 0	1- 0				
0- 0	0- 0	0- 0	NEUTRAL	0- 0	0- 0	0- 0				
0- 0	0- 0	0- 0	CONFERENCE	0- 0	0- 0	0- 0				
0- 0	0- 0	0- 0	HOME	0- 0	0- 0	0- 0				
0- 0	0- 0	0- 0	AWAY	0- 0	0- 0	0- 0				
0- 0	0- 0	0- 0	NEUTRAL	0- 0	0- 0	0- 0				

RPI S	Opponent	Score	RPI S	Opponent	Score	RPI S	Opponent	Score	RPI S	Opponent	Score	Team's RPI: 181
27	A Maryland	52 107	41	A Yale	59 63	66	H Drexel	62 66	108	H George Washington	67 78	
						70	A UCF	58 80	121	H Harvard	68 77	
						97	H Bucknell	76 69	175	H Rhode Island	75 63	
									327	A Hartford	87 50	
LAST 10 Division I												
70	A UCF	58 80	327	A Hartford	87 50							
108	H George Washington	67 78	175	H Rhode Island	75 63							
121	H Harvard	68 77	41	A Yale	59 63							
27	A Maryland	52 107	66	H Drexel	62 66							
97	H Bucknell	76 69										

Non-Div I Games:

Quinnipiac

Loss, Non-Conf, S Site, H Home A Away N Neutral

Average RPI Win:	293	WON-LOST	WINNING	LAST 10	STRENGTH OF	OPP. STRENGTH	TEAM	ADJ.	CONF.	ADJ CONF.
Average RPI Loss:	136	RECORD	PCT. RANK	GAMES	SCHEDULE	OF SCHEDULE	RPI	RPI	RPI	RPI
DIV. I ONLY	2- 7	287	2-7	244	148	267	267	29	29	
DIV. I NON-CONF.	2- 7	287	2-7	246	150	269	269	29	29	
TOTALS	RPI 1-25	RPI 26-50	W-L RECORDS	RPI 51-100	RPI 101-150	RPI 150+				
2- 7	0- 0	0- 2	OVERALL	0- 2	0- 0	2- 3				
0- 2	0- 0	0- 0	HOME	0- 0	0- 0	0- 2				
2- 5	0- 0	0- 2	AWAY	0- 2	0- 0	2- 1				
0- 0	0- 0	0- 0	NEUTRAL	0- 0	0- 0	0- 0				
2- 7	0- 0	0- 2	NON-CONFERENCE	0- 2	0- 0	2- 3				
0- 2	0- 0	0- 0	HOME	0- 0	0- 0	0- 2				
2- 5	0- 0	0- 2	AWAY	0- 2	0- 0	2- 1				
0- 0	0- 0	0- 0	NEUTRAL	0- 0	0- 0	0- 0				
0- 0	0- 0	0- 0	CONFERENCE	0- 0	0- 0	0- 0				
0- 0	0- 0	0- 0	HOME	0- 0	0- 0	0- 0				
0- 0	0- 0	0- 0	AWAY	0- 0	0- 0	0- 0				
0- 0	0- 0	0- 0	NEUTRAL	0- 0	0- 0	0- 0				

RPI 1-25			RPI 26-50			RPI 51-100			RPI 101+			Team's RPI: 267
RPI	S	Opponent	Score	RPI	S	Opponent	Score	RPI	S	Opponent	Score	
29	A	Ohio St.	57 70	55	A	Vanderbilt	46 80	203	H	American	55 59	
50	A	West Virginia	37 74	87	A	Alabama	51 85	225	H	Mt. St. Mary's	58 75	
								238	A	ETSU	67 43	
								305	A	Morehead St.	62 73	
								348	A	South Carolina St.	60 45	
LAST 10 Division I												
305	A	Morehead St.	62 73	87	A	Alabama	51 85					
225	H	Mt. St. Mary's	58 75	203	H	American	55 59					
238	A	ETSU	67 43	29	A	Ohio St.	57 70					
50	A	West Virginia	37 74	55	A	Vanderbilt	46 80					
348	A	South Carolina St.	60 45									

Non-Div I Games:

Radford

Rhode Island

Through Games Of Dec. 29, 2019

Average RPI Win:	250	WON-LOST	WINNING	LAST 10	STRENGTH OF	OPP. STRENGTH	TEAM	ADJ.	CONF.	ADJ CONF.
Average RPI Loss:	121	RECORD	PCT. RANK	GAMES	SCHEDULE	OF SCHEDULE	RPI	RPI	RPI	RPI
DIV. I ONLY	7- 4	101	6-4	286	236	175	175	12	12	
DIV. I NON-CONF.	7- 4	99	6-4	288	237	174	174	12	12	
TOTALS	RPI 1-25	RPI 26-50	W-L RECORDS	RPI 51-100	RPI 101-150	RPI 150+				
7- 4	0- 0	0- 0	OVERALL	0- 2	2- 1	5- 1				
5- 0	0- 0	0- 0	HOME	0- 0	2- 0	3- 0				
1- 3	0- 0	0- 0	AWAY	0- 1	0- 1	1- 1				
1- 1	0- 0	0- 0	NEUTRAL	0- 1	0- 0	1- 0				
7- 4	0- 0	0- 0	NON-CONFERENCE	0- 2	2- 1	5- 1				
5- 0	0- 0	0- 0	HOME	0- 0	2- 0	3- 0				
1- 3	0- 0	0- 0	AWAY	0- 1	0- 1	1- 1				
1- 1	0- 0	0- 0	NEUTRAL	0- 1	0- 0	1- 0				
0- 0	0- 0	0- 0	CONFERENCE	0- 0	0- 0	0- 0				
0- 0	0- 0	0- 0	HOME	0- 0	0- 0	0- 0				
0- 0	0- 0	0- 0	AWAY	0- 0	0- 0	0- 0				
0- 0	0- 0	0- 0	NEUTRAL	0- 0	0- 0	0- 0				

RPI 1-25			RPI 26-50			RPI 51-100			RPI 101+			Team's RPI: 175
RPI	S	Opponent	Score	RPI	S	Opponent	Score	RPI	S	Opponent	Score	
						75 N Providence	51 58	114 H Holy Cross		73 58		
						96 A Boston College	55 66	133 A North Dakota		61 67		
								150 H Robert Morris		71 59		
								181 A Quinnipiac		63 75		
								265 H Vermont		77 74		
								271 H Fairfield		74 41		
								277 N Brown		89 44		
								327 A Hartford		68 56		
								345 H LIU Brooklyn		79 56		
LAST 10 Division I												
114 H Holy Cross		73 58	181 A Quinnipiac		63 75							
271 H Fairfield		74 41	150 H Robert Morris		71 59							
265 H Vermont		77 74	75 N Providence		51 58							
96 A Boston College		55 66	277 N Brown		89 44							
133 A North Dakota		61 67	327 A Hartford		68 56							

Non-Div I Games:

Rhode Island

■ Loss,
 ■ Non-Conf,
 ■ S Site,
 ■ H Home
 ■ A Away
 N Neutral

Average RPI Win:	252	WON-LOST	WINNING	LAST 10	STRENGTH OF	OPP. STRENGTH	TEAM	ADJ.	CONF.	ADJ CONF.
Average RPI Loss:	68	RECORD	PCT. RANK	GAMES	SCHEDULE	OF SCHEDULE	RPI	RPI	RPI	RPI
DIV. I ONLY	5- 6	195	4-6	262	10	211	211	15	15	
DIV. I NON-CONF.	5- 6	185	4-6	264	9	212	212	15	15	
TOTALS	RPI 1-25	RPI 26-50	W-L RECORDS	RPI 51-100	RPI 101-150	RPI 150+				
5- 6	0- 2	0- 1	OVERALL	0- 2	0- 0	5- 1				
4- 1	0- 1	0- 0	HOME	0- 0	0- 0	4- 0				
1- 3	0- 0	0- 0	AWAY	0- 2	0- 0	1- 1				
0- 2	0- 1	0- 1	NEUTRAL	0- 0	0- 0	0- 0				
5- 6	0- 2	0- 1	NON-CONFERENCE	0- 2	0- 0	5- 1				
4- 1	0- 1	0- 0	HOME	0- 0	0- 0	4- 0				
1- 3	0- 0	0- 0	AWAY	0- 2	0- 0	1- 1				
0- 2	0- 1	0- 1	NEUTRAL	0- 0	0- 0	0- 0				
0- 0	0- 0	0- 0	CONFERENCE	0- 0	0- 0	0- 0				
0- 0	0- 0	0- 0	HOME	0- 0	0- 0	0- 0				
0- 0	0- 0	0- 0	AWAY	0- 0	0- 0	0- 0				
0- 0	0- 0	0- 0	NEUTRAL	0- 0	0- 0	0- 0				

RPI 1-25			RPI 26-50			RPI 51-100			RPI 101+			Team's RPI: 211
RPI	S	Opponent	Score	RPI	S	Opponent	Score	RPI	S	Opponent	Score	
11	H	Texas A&M	61 62	28	N	Virginia Tech	45 54	52	A	Oklahoma St.	38 69	201 H Little Rock 66 40
24	N	Georgia Tech	52 54					79	A	Texas Southern	56 63	212 A SMU 43 55
												234 H Prairie View 77 55
												256 H Northern Ariz. 71 57
												269 H Nicholls St. 71 47
												302 A McNeese 81 50
LAST 10 Division I												
256	H	Northern Ariz.	71 57	24	N	Georgia Tech	52 54					
302	A	McNeese	81 50	28	N	Virginia Tech	45 54					
52	A	Oklahoma St.	38 69	234	H	Prairie View	77 55					
11	H	Texas A&M	61 62	79	A	Texas Southern	56 63					
212	A	SMU	43 55	201	H	Little Rock	66 40					

Non-Div I Games:

Rice

Average RPI Win:	191	WON-LOST	WINNING	LAST 10	STRENGTH OF	OPP. STRENGTH	TEAM	ADJ.	CONF.	ADJ CONF.
Average RPI Loss:	110	RECORD	PCT. RANK	GAMES	SCHEDULE	OF SCHEDULE	RPI	RPI	RPI	RPI
DIV. I ONLY	6- 7	190	4-6	43	265	100	100	12	12	
DIV. I NON-CONF.	6- 7	182	4-6	44	264	97	97	12	12	
TOTALS	RPI 1-25	RPI 26-50	W-L RECORDS	RPI 51-100	RPI 101-150	RPI 150+				
6- 7	0- 0	0- 0	OVERALL	0- 4	2- 1	4- 2				
2- 1	0- 0	0- 0	HOME	0- 1	1- 0	1- 0				
4- 3	0- 0	0- 0	AWAY	0- 3	1- 0	3- 0				
0- 3	0- 0	0- 0	NEUTRAL	0- 0	0- 1	0- 2				
6- 7	0- 0	0- 0	NON-CONFERENCE	0- 4	2- 1	4- 2				
2- 1	0- 0	0- 0	HOME	0- 1	1- 0	1- 0				
4- 3	0- 0	0- 0	AWAY	0- 3	1- 0	3- 0				
0- 3	0- 0	0- 0	NEUTRAL	0- 0	0- 1	0- 2				
0- 0	0- 0	0- 0	CONFERENCE	0- 0	0- 0	0- 0				
0- 0	0- 0	0- 0	HOME	0- 0	0- 0	0- 0				
0- 0	0- 0	0- 0	AWAY	0- 0	0- 0	0- 0				
0- 0	0- 0	0- 0	NEUTRAL	0- 0	0- 0	0- 0				

RPI 1-25			RPI 26-50			RPI 51-100			Team's RPI: 100	RPI 101+		
RPI	S	Opponent	Score	RPI	S	Opponent	Score	RPI	S	Opponent	Score	
						58	A Charlotte	59	78	111	N Bradley	57 61
						60	A Old Dominion	51	73	119	A UNC Greensboro	70 62
						63	H Furman	69	70	134	H William & Mary	76 73
						66	A Drexel	52	58	171	A Coastal Caro.	79 67
										182	H Fla. Atlantic	57 55
										190	N Hampton	65 69
										225	N Mt. St. Mary's	67 75
										239	A Georgetown	51 49
										301	A UMES	64 52
LAST 10 Division I												
301	A	UMES	64 52	190	N	Hampton	65 69					
111	N	Bradley	57 61	225	N	Mt. St. Mary's	67 75					
171	A	Coastal Caro.	79 67	60	A	Old Dominion	51 73					
66	A	Drexel	52 58	63	H	Furman	69 70					
134	H	William & Mary	76 73	182	H	Fla. Atlantic	57 55					

Non-Div I Games:

Richmond

■ Loss,
 ■ Non-Conf,
 ■ S Site,
 ■ H Home
 ■ A Away
 N Neutral

Rider

Through Games Of Dec. 29, 2019

Average RPI Win:	233	WON-LOST	WINNING	LAST 10	STRENGTH OF	OPP. STRENGTH	TEAM	ADJ.	CONF.	ADJ CONF.
Average RPI Loss:	40	RECORD	PCT. RANK	GAMES	SCHEDULE	OF SCHEDULE	RPI	RPI	RPI	RPI
DIV. I ONLY	6- 2	60	6-2	289	57	109	109	23	23	
DIV. I NON-CONF.	6- 2	63	6-2	291	53	109	109	23	23	
TOTALS	RPI 1-25	RPI 26-50	W-L RECORDS	RPI 51-100	RPI 101-150	RPI 150+				
6- 2	0- 1	0- 0	OVERALL	0- 1	0- 0	6- 0				
3- 0	0- 0	0- 0	HOME	0- 0	0- 0	3- 0				
2- 1	0- 1	0- 0	AWAY	0- 0	0- 0	2- 0				
1- 1	0- 0	0- 0	NEUTRAL	0- 1	0- 0	1- 0				
6- 2	0- 1	0- 0	NON-CONFERENCE	0- 1	0- 0	6- 0				
3- 0	0- 0	0- 0	HOME	0- 0	0- 0	3- 0				
2- 1	0- 1	0- 0	AWAY	0- 0	0- 0	2- 0				
1- 1	0- 0	0- 0	NEUTRAL	0- 1	0- 0	1- 0				
0- 0	0- 0	0- 0	CONFERENCE	0- 0	0- 0	0- 0				
0- 0	0- 0	0- 0	HOME	0- 0	0- 0	0- 0				
0- 0	0- 0	0- 0	AWAY	0- 0	0- 0	0- 0				
0- 0	0- 0	0- 0	NEUTRAL	0- 0	0- 0	0- 0				

RPI 1-25				RPI 26-50				RPI 51-100				RPI 101+				Team's RPI: 109
RPI	S	Opponent	Score	RPI	S	Opponent	Score	RPI	S	Opponent	Score	RPI	S	Opponent	Score	
17	A	Princeton	47 80					62	N	North Florida	70 80	165	H	La Salle	70 43	
												202	H	Wagner	77 63	
												214	A	Penn St.	78 70	
												239	A	Georgetown	65 64	
												258	H	Xavier	64 57	
												321	N	Lipscomb	81 76	
LAST 10 Division I																
				321	N	Lipscomb	81 76					202	H	Wagner	77 63	
				258	H	Xavier	64 57					239	A	Georgetown	65 64	
				214	A	Penn St.	78 70					165	H	La Salle	70 43	
				17	A	Princeton	47 80					62	N	North Florida	70 80	

Non-Div I Games:

Rider

Loss, Non-Conf, S Site, H Home A Away N Neutral

Average RPI Win:	191	WON-LOST	WINNING	LAST 10	STRENGTH OF	OPP. STRENGTH	TEAM	ADJ.	CONF.	ADJ CONF.
Average RPI Loss:	108	RECORD	PCT. RANK	GAMES	SCHEDULE	OF SCHEDULE	RPI	RPI	RPI	RPI
DIV. I ONLY	4- 6	213	4-6	100	133	150	150	30	30	
DIV. I NON-CONF.	4- 6	213	4-6	95	135	151	151	30	30	
TOTALS	RPI 1-25	RPI 26-50	W-L RECORDS	RPI 51-100	RPI 101-150	RPI 150+				
4- 6	0- 1	0- 1	OVERALL	0- 1	1- 1	3- 2				
2- 2	0- 0	0- 0	HOME	0- 0	1- 1	1- 1				
2- 4	0- 1	0- 1	AWAY	0- 1	0- 0	2- 1				
0- 0	0- 0	0- 0	NEUTRAL	0- 0	0- 0	0- 0				
4- 6	0- 1	0- 1	NON-CONFERENCE	0- 1	1- 1	3- 2				
2- 2	0- 0	0- 0	HOME	0- 0	1- 1	1- 1				
2- 4	0- 1	0- 1	AWAY	0- 1	0- 0	2- 1				
0- 0	0- 0	0- 0	NEUTRAL	0- 0	0- 0	0- 0				
0- 0	0- 0	0- 0	CONFERENCE	0- 0	0- 0	0- 0				
0- 0	0- 0	0- 0	HOME	0- 0	0- 0	0- 0				
0- 0	0- 0	0- 0	AWAY	0- 0	0- 0	0- 0				
0- 0	0- 0	0- 0	NEUTRAL	0- 0	0- 0	0- 0				

RPI 1-25				RPI 26-50				RPI 51-100				RPI 101+ Team's RPI: 150			
RPI	S	Opponent	Score	RPI	S	Opponent	Score	RPI	S	Opponent	Score	RPI	S	Opponent	Score
19	A	TCU	61 66	36	A	James Madison	32 59	78	A	Kent St.	81 82	141	H	Youngstown St.	58 43
												148	H	Columbia	59 61
												165	A	La Salle	71 68
												175	A	Rhode Island	59 71
												189	H	Delaware	62 73
												198	A	Norfolk St.	69 62
												258	H	Xavier	71 57
LAST 10 Division I															
				36	A	James Madison	32 59	198	A	Norfolk St.	69 62				
				148	H	Columbia	59 61	175	A	Rhode Island	59 71				
				141	H	Youngstown St.	58 43	189	H	Delaware	62 73				
				165	A	La Salle	71 68	258	H	Xavier	71 57				
				19	A	TCU	61 66	78	A	Kent St.	81 82				

Non-Div I Games: Pitt.-Johnstown 63 30

Robert Morris

■ Loss,
 ■ Non-Conf,
 ■ S Site,
 ■ H Home
 ■ A Away
 N Neutral

Average RPI Win:	177	WON-LOST	WINNING	LAST 10	STRENGTH OF	OPP. STRENGTH	TEAM	ADJ.	CONF.	ADJ CONF.
Average RPI Loss:	42	RECORD	PCT. RANK	GAMES	SCHEDULE	OF SCHEDULE	RPI	RPI	RPI	RPI
DIV. I ONLY	11- 1	16	9-1	191	63	32	32	2	2	
DIV. I NON-CONF.	10- 1	19	8-1	228	62	39	39	2	2	
TOTALS	RPI 1-25	RPI 26-50	W-L RECORDS	RPI 51-100	RPI 101-150	RPI 150+				
11- 1	2- 0	0- 1	OVERALL	2- 0	1- 0	6- 0				
7- 0	1- 0	0- 0	HOME	0- 0	1- 0	5- 0				
2- 1	0- 0	0- 1	AWAY	1- 0	0- 0	1- 0				
2- 0	1- 0	0- 0	NEUTRAL	1- 0	0- 0	0- 0				
10- 1	2- 0	0- 1	NON-CONFERENCE	1- 0	1- 0	6- 0				
7- 0	1- 0	0- 0	HOME	0- 0	1- 0	5- 0				
1- 1	0- 0	0- 1	AWAY	0- 0	0- 0	1- 0				
2- 0	1- 0	0- 0	NEUTRAL	1- 0	0- 0	0- 0				
1- 0	0- 0	0- 0	CONFERENCE	1- 0	0- 0	0- 0				
0- 0	0- 0	0- 0	HOME	0- 0	0- 0	0- 0				
1- 0	0- 0	0- 0	AWAY	1- 0	0- 0	0- 0				
0- 0	0- 0	0- 0	NEUTRAL	0- 0	0- 0	0- 0				

RPI 1-25				RPI 26-50				Team's RPI: 32	RPI 51-100				RPI 101+			
RPI	S	Opponent	Score	RPI	S	Opponent	Score		RPI	S	Opponent	Score	RPI	S	Opponent	Score
21	H	Virginia	73 63	42	A	LSU	58 64		55	N	Vanderbilt	62 56	121	H	Harvard	74 46
24	N	Georgia Tech	46 43						89	A	Wisconsin	64 61	227	H	Niagara	87 37
													244	H	Southern U.	78 58
													252	H	Towson	67 53
													259	A	South Alabama	77 56
													322	H	Marshall	66 41
													331	H	Coppin St.	107 33
LAST 10 Division I																
				89	A	Wisconsin	64 61		322	H	Marshall	66 41				
				55	N	Vanderbilt	62 56		244	H	Southern U.	78 58				
				42	A	LSU	58 64		252	H	Towson	67 53				
				121	H	Harvard	74 46		21	H	Virginia	73 63				
				227	H	Niagara	87 37		24	N	Georgia Tech	46 43				

Non-Div I Games:

Rutgers

Average RPI Win:	279	WON-LOST	WINNING	LAST 10	STRENGTH OF	OPP. STRENGTH	TEAM	ADJ.	CONF.	ADJ CONF.
Average RPI Loss:	55	RECORD	PCT. RANK	GAMES	SCHEDULE	OF SCHEDULE	RPI	RPI	RPI	RPI
DIV. I ONLY	6- 2	60	6-2	310	154	142	142	26	26	
DIV. I NON-CONF.	4- 2	87	4-2	240	188	122	122	24	24	
TOTALS	RPI 1-25	RPI 26-50	W-L RECORDS	RPI 51-100	RPI 101-150	RPI 150+				
6- 2	0- 0	0- 1	OVERALL	0- 1	0- 0	6- 0				
2- 1	0- 0	0- 0	HOME	0- 1	0- 0	2- 0				
3- 1	0- 0	0- 1	AWAY	0- 0	0- 0	3- 0				
1- 0	0- 0	0- 0	NEUTRAL	0- 0	0- 0	1- 0				
4- 2	0- 0	0- 1	NON-CONFERENCE	0- 1	0- 0	4- 0				
1- 1	0- 0	0- 0	HOME	0- 1	0- 0	1- 0				
2- 1	0- 0	0- 1	AWAY	0- 0	0- 0	2- 0				
1- 0	0- 0	0- 0	NEUTRAL	0- 0	0- 0	1- 0				
2- 0	0- 0	0- 0	CONFERENCE	0- 0	0- 0	2- 0				
1- 0	0- 0	0- 0	HOME	0- 0	0- 0	1- 0				
1- 0	0- 0	0- 0	AWAY	0- 0	0- 0	1- 0				
0- 0	0- 0	0- 0	NEUTRAL	0- 0	0- 0	0- 0				

RPI 1-25				RPI 26-50				RPI 51-100				RPI 101+ Team's RPI: 142			
RPI	S	Opponent	Score	RPI	S	Opponent	Score	RPI	S	Opponent	Score	RPI	S	Opponent	Score
				40	A	Oklahoma	62 75	70	H	UCF	57 63	205	A	Tulsa	67 63
												257	A	Houston Baptist	59 42
												282	N	UC Santa Barbara	67 56
												302	H	McNeese	82 51
												308	A	Nevada	80 65
												320	H	Alcorn	67 62
LAST 10 Division I															
				302	H	McNeese	82 51					257	A	Houston Baptist	59 42
				320	H	Alcorn	67 62					308	A	Nevada	80 65
				205	A	Tulsa	67 63					282	N	UC Santa Barbara	67 56
												40	A	Oklahoma	62 75
												70	H	UCF	57 63

Non-Div I Games: LSU-Shreveport 75 32 Our Lady of the Lake 75 Cent. Christian (KS) 46

SFA

Loss, Non-Conf, S Site, H Home A Away N Neutral

SMU				Through Games Of Dec. 29, 2019						
Average RPI Win:	229	WON-LOST	WINNING	LAST 10	STRENGTH OF	OPP. STRENGTH	TEAM	ADJ.	CONF.	ADJ CONF.
Average RPI Loss:	106	RECORD	PCT. RANK	GAMES	SCHEDULE	OF SCHEDULE	RPI	RPI	RPI	RPI
DIV. I ONLY	6- 5	147	5-5	219	151	212	212	9	9	
DIV. I NON-CONF.	6- 5	149	5-5	214	152	213	213	9	9	
TOTALS	RPI 1-25	RPI 26-50	W-L RECORDS	RPI 51-100	RPI 101-150	RPI 150+				
6- 5	0- 1	0- 0	OVERALL	0- 2	1- 1	5- 1				
5- 3	0- 1	0- 0	HOME	0- 0	1- 1	4- 1				
0- 2	0- 0	0- 0	AWAY	0- 2	0- 0	0- 0				
1- 0	0- 0	0- 0	NEUTRAL	0- 0	0- 0	1- 0				
6- 5	0- 1	0- 0	NON-CONFERENCE	0- 2	1- 1	5- 1				
5- 3	0- 1	0- 0	HOME	0- 0	1- 1	4- 1				
0- 2	0- 0	0- 0	AWAY	0- 2	0- 0	0- 0				
1- 0	0- 0	0- 0	NEUTRAL	0- 0	0- 0	1- 0				
0- 0	0- 0	0- 0	CONFERENCE	0- 0	0- 0	0- 0				
0- 0	0- 0	0- 0	HOME	0- 0	0- 0	0- 0				
0- 0	0- 0	0- 0	AWAY	0- 0	0- 0	0- 0				
0- 0	0- 0	0- 0	NEUTRAL	0- 0	0- 0	0- 0				

RPI 1-25				RPI 26-50				RPI 51-100				RPI 101+ Team's RPI: 212			
RPI	S	Opponent	Score	RPI	S	Opponent	Score	RPI	S	Opponent	Score	RPI	S	Opponent	Score
19	H	TCU	56 57					88	A	UT Arlington	46 51	133	H	North Dakota	66 51
								92	A	Pacific	49 77	139	H	Northern Colo.	52 61
												191	H	Wright St.	61 69
												211	H	Rice	55 43
												235	N	CSUN	68 58
												241	H	UC Irvine	59 56
												254	H	UTEP	60 56
												302	H	McNeese	81 60
LAST 10 Division I															
241	H	UC Irvine	59 56	133	H	North Dakota	66 51								
88	A	UT Arlington	46 51	191	H	Wright St.	61 69								
254	H	UTEP	60 56	92	A	Pacific	49 77								
139	H	Northern Colo.	52 61	235	N	CSUN	68 58								
211	H	Rice	55 43	19	H	TCU	56 57								

Non-Div I Games:

SMU

■ Loss,
 ■ Non-Conf,
 ■ S Site,
 ■ H Home
 ■ A Away
 N Neutral

Average RPI Win:	0	WON-LOST	WINNING	LAST 10	STRENGTH OF	OPP. STRENGTH	TEAM	ADJ.	CONF.	ADJ CONF.
Average RPI Loss:	217	RECORD	PCT. RANK	GAMES	SCHEDULE	OF SCHEDULE	RPI	RPI	RPI	RPI
DIV. I ONLY	0- 8	339	0-8	322	258	350	350	20	20	
DIV. I NON-CONF.	0- 7	338	0-7	317	295	350	350	19	19	
TOTALS	RPI 1-25	RPI 26-50	W-L RECORDS	RPI 51-100	RPI 101-150	RPI 150+				
0- 8	0- 0	0- 1	OVERALL	0- 0	0- 2	0- 5				
0- 2	0- 0	0- 1	HOME	0- 0	0- 1	0- 0				
0- 6	0- 0	0- 0	AWAY	0- 0	0- 1	0- 5				
0- 0	0- 0	0- 0	NEUTRAL	0- 0	0- 0	0- 0				
0- 7	0- 0	0- 1	NON-CONFERENCE	0- 0	0- 1	0- 5				
0- 1	0- 0	0- 1	HOME	0- 0	0- 0	0- 0				
0- 6	0- 0	0- 0	AWAY	0- 0	0- 1	0- 5				
0- 0	0- 0	0- 0	NEUTRAL	0- 0	0- 0	0- 0				
0- 1	0- 0	0- 0	CONFERENCE	0- 0	0- 1	0- 0				
0- 1	0- 0	0- 0	HOME	0- 0	0- 1	0- 0				
0- 0	0- 0	0- 0	AWAY	0- 0	0- 0	0- 0				
0- 0	0- 0	0- 0	NEUTRAL	0- 0	0- 0	0- 0				

RPI 1-25			RPI 26-50			RPI 51-100			RPI 101+			Team's RPI: 350
RPI	S	Opponent	Score	RPI	S	Opponent	Score	RPI	S	Opponent	Score	
				29	H	Ohio St.	74 104					
								144	A	San Francisco	82 87	
								149	H	Montana St.	48 85	
								220	A	San Jose St.	67 73	
								231	A	UC Davis	75 77	
								308	A	Nevada	72 83	
								323	A	Cal Poly	43 62	
								329	A	Seattle U	84 88	
LAST 10 Division I												
				149	H	Montana St.	48 85	329	A	Seattle U	84 88	
				29	H	Ohio St.	74 104	231	A	UC Davis	75 77	
				144	A	San Francisco	82 87	323	A	Cal Poly	43 62	
								220	A	San Jose St.	67 73	
								308	A	Nevada	72 83	

Non-Div I Games: Cal Maritime 86 55 Pacific Union 94 35

Sacramento St.

Sacred Heart

Through Games Of Dec. 29, 2019

Average RPI Win:	329	WON-LOST	WINNING	LAST 10	STRENGTH OF	OPP. STRENGTH	TEAM	ADJ.	CONF.	ADJ CONF.
Average RPI Loss:	126	RECORD	PCT. RANK	GAMES	SCHEDULE	OF SCHEDULE	RPI	RPI	RPI	RPI
DIV. I ONLY	2- 8	296	2-8	163	202	283	283	30	30	
DIV. I NON-CONF.	2- 8	296	2-8	163	201	285	285	30	30	
TOTALS	RPI 1-25	RPI 26-50	W-L RECORDS	RPI 51-100	RPI 101-150	RPI 150+				
2- 8	0- 0	0- 1	OVERALL	0- 3	0- 2	2- 2				
1- 1	0- 0	0- 0	HOME	0- 0	0- 1	1- 0				
0- 6	0- 0	0- 1	AWAY	0- 2	0- 1	0- 2				
1- 1	0- 0	0- 0	NEUTRAL	0- 1	0- 0	1- 0				
2- 8	0- 0	0- 1	NON-CONFERENCE	0- 3	0- 2	2- 2				
1- 1	0- 0	0- 0	HOME	0- 0	0- 1	1- 0				
0- 6	0- 0	0- 1	AWAY	0- 2	0- 1	0- 2				
1- 1	0- 0	0- 0	NEUTRAL	0- 1	0- 0	1- 0				
0- 0	0- 0	0- 0	CONFERENCE	0- 0	0- 0	0- 0				
0- 0	0- 0	0- 0	HOME	0- 0	0- 0	0- 0				
0- 0	0- 0	0- 0	AWAY	0- 0	0- 0	0- 0				
0- 0	0- 0	0- 0	NEUTRAL	0- 0	0- 0	0- 0				

RPI 1-25				RPI 26-50				RPI 51-100				RPI 101+ Team's RPI: 283			
RPI	S	Opponent	Score	RPI	S	Opponent	Score	RPI	S	Opponent	Score	RPI	S	Opponent	Score
				41	A	Yale	40 87	51	A	Seton Hall	69 95	114	H	Holy Cross	52 65
								74	N	Nebraska	49 72	140	A	Saint Joseph's	44 71
								90	A	Stony Brook	50 54	214	A	Penn St.	65 88
												284	A	Siena	57 68
												324	H	Hofstra	71 44
												334	N	Detroit Mercy	66 60
LAST 10 Division I															
214	A	Penn St.	65 88	334	N	Detroit Mercy	66 60								
41	A	Yale	40 87	90	A	Stony Brook	50 54								
114	H	Holy Cross	52 65	284	A	Siena	57 68								
140	A	Saint Joseph's	44 71	324	H	Hofstra	71 44								
74	N	Nebraska	49 72	51	A	Seton Hall	69 95								

Non-Div I Games: Bridgeport 77 63

Sacred Heart

■ Loss,
 ■ Non-Conf,
 ■ S Site,
 ■ H Home
 ■ A Away
 N Neutral

Average RPI Win:	242	WON-LOST	WINNING	LAST 10	STRENGTH OF	OPP. STRENGTH	TEAM	ADJ.	CONF.	ADJ CONF.
Average RPI Loss:	110	RECORD	PCT. RANK	GAMES	SCHEDULE	OF SCHEDULE	RPI	RPI	RPI	RPI
DIV. I ONLY	2- 9	306	2-8	51	206	206	206	30	30	
DIV. I NON-CONF.	2- 9	305	2-8	52	205	208	208	30	30	
TOTALS	RPI 1-25	RPI 26-50	W-L RECORDS	RPI 51-100	RPI 101-150	RPI 150+				
2- 9	0- 0	0- 3	OVERALL	0- 2	0- 3	2- 1				
0- 3	0- 0	0- 0	HOME	0- 1	0- 2	0- 0				
1- 5	0- 0	0- 2	AWAY	0- 1	0- 1	1- 1				
1- 1	0- 0	0- 1	NEUTRAL	0- 0	0- 0	1- 0				
2- 9	0- 0	0- 3	NON-CONFERENCE	0- 2	0- 3	2- 1				
0- 3	0- 0	0- 0	HOME	0- 1	0- 2	0- 0				
1- 5	0- 0	0- 2	AWAY	0- 1	0- 1	1- 1				
1- 1	0- 0	0- 1	NEUTRAL	0- 0	0- 0	1- 0				
0- 0	0- 0	0- 0	CONFERENCE	0- 0	0- 0	0- 0				
0- 0	0- 0	0- 0	HOME	0- 0	0- 0	0- 0				
0- 0	0- 0	0- 0	AWAY	0- 0	0- 0	0- 0				
0- 0	0- 0	0- 0	NEUTRAL	0- 0	0- 0	0- 0				

RPI 1-25				RPI 26-50				RPI 51-100				RPI 101+				Team's RPI: 206	
RPI	S	Opponent	Score	RPI	S	Opponent	Score	RPI	S	Opponent	Score	RPI	S	Opponent	Score		
				28	A	Virginia Tech	41 105	95	A	Duquesne	69 72	112	H	Liberty	52 71		
				30	N	FGCU	64 97	97	H	Bucknell	46 70	136	A	South Fla.	23 62		
				50	A	West Virginia	45 74					141	H	Youngstown St.	46 56		
												219	N	Stetson	78 73		
												265	A	Vermont	73 69		
												305	A	Morehead St.	54 65		
LAST 10 Division I																	
				97	H	Bucknell	46 70	136	A	South Fla.	23 62						
				112	H	Liberty	52 71	30	N	FGCU	64 97						
				95	A	Duquesne	69 72	305	A	Morehead St.	54 65						
				141	H	Youngstown St.	46 56	219	N	Stetson	78 73						
				265	A	Vermont	73 69	50	A	West Virginia	45 74						

Non-Div I Games:

Saint Francis (PA)

■ Loss,
 ■ Non-Conf,
 ■ S Site,
 ■ H Home
 ■ A Away
 N Neutral

Saint Joseph's

Through Games Of Dec. 29, 2019

Average RPI Win:	166	WON-LOST	WINNING	LAST 10	STRENGTH OF	OPP. STRENGTH	TEAM	ADJ.	CONF.	ADJ CONF.
Average RPI Loss:	79	RECORD	PCT. RANK	GAMES	SCHEDULE	OF SCHEDULE	RPI	RPI	RPI	RPI
DIV. I ONLY	5- 6	195	4-6	70	117	140	140	12	12	
DIV. I NON-CONF.	5- 6	185	4-6	72	114	142	142	12	12	
TOTALS	RPI 1-25	RPI 26-50	W-L RECORDS	RPI 51-100	RPI 101-150	RPI 150+				
5- 6	0- 0	0- 0	OVERALL	1- 5	2- 1	2- 0				
3- 2	0- 0	0- 0	HOME	1- 2	0- 0	2- 0				
1- 2	0- 0	0- 0	AWAY	0- 1	1- 1	0- 0				
1- 2	0- 0	0- 0	NEUTRAL	0- 2	1- 0	0- 0				
5- 6	0- 0	0- 0	NON-CONFERENCE	1- 5	2- 1	2- 0				
3- 2	0- 0	0- 0	HOME	1- 2	0- 0	2- 0				
1- 2	0- 0	0- 0	AWAY	0- 1	1- 1	0- 0				
1- 2	0- 0	0- 0	NEUTRAL	0- 2	1- 0	0- 0				
0- 0	0- 0	0- 0	CONFERENCE	0- 0	0- 0	0- 0				
0- 0	0- 0	0- 0	HOME	0- 0	0- 0	0- 0				
0- 0	0- 0	0- 0	AWAY	0- 0	0- 0	0- 0				
0- 0	0- 0	0- 0	NEUTRAL	0- 0	0- 0	0- 0				

RPI 1-25			RPI 26-50			RPI 51-100			RPI 101+			Team's RPI: 140
RPI	S	Opponent	Score	RPI	S	Opponent	Score	RPI	S	Opponent	Score	
						51 N Seton Hall	39 55	115 A Auburn		62 66		
						63 N Furman	48 63	121 N Harvard		63 39		
						66 H Drexel	52 62	148 A Columbia		71 57		
						73 H Temple	67 63	203 H American		72 51		
						85 A Villanova	44 60	283 H Sacred Heart		71 44		
						91 H Penn	45 55					
LAST 10 Division I												
63 N		Furman	48 63	203 H		American	72 51					
121 N		Harvard	63 39	115 A		Auburn	62 66					
85 A		Villanova	44 60	91 H		Penn	45 55					
283 H		Sacred Heart	71 44	51 N		Seton Hall	39 55					
66 H		Drexel	52 62	73 H		Temple	67 63					

Non-Div I Games:

Saint Joseph's

■ Loss,
 ■ Non-Conf,
 ■ S Site,
 ■ H Home
 ■ A Away
 N Neutral

Average RPI Win:	157	WON-LOST	WINNING	LAST 10	STRENGTH OF	OPP. STRENGTH	TEAM	ADJ.	CONF.	ADJ CONF.
Average RPI Loss:	79	RECORD	PCT. RANK	GAMES	SCHEDULE	OF SCHEDULE	RPI	RPI	RPI	RPI
DIV. I ONLY	7- 5	123	5-5	16	184	48	48	12	12	
DIV. I NON-CONF.	7- 5	127	5-5	17	183	47	47	12	12	
TOTALS	RPI 1-25	RPI 26-50	W-L RECORDS	RPI 51-100	RPI 101-150	RPI 150+				
7- 5	0- 1	0- 1	OVERALL	2- 2	2- 0	3- 1				
4- 2	0- 1	0- 1	HOME	2- 0	1- 0	1- 0				
3- 3	0- 0	0- 0	AWAY	0- 2	1- 0	2- 1				
0- 0	0- 0	0- 0	NEUTRAL	0- 0	0- 0	0- 0				
7- 5	0- 1	0- 1	NON-CONFERENCE	2- 2	2- 0	3- 1				
4- 2	0- 1	0- 1	HOME	2- 0	1- 0	1- 0				
3- 3	0- 0	0- 0	AWAY	0- 2	1- 0	2- 1				
0- 0	0- 0	0- 0	NEUTRAL	0- 0	0- 0	0- 0				
0- 0	0- 0	0- 0	CONFERENCE	0- 0	0- 0	0- 0				
0- 0	0- 0	0- 0	HOME	0- 0	0- 0	0- 0				
0- 0	0- 0	0- 0	AWAY	0- 0	0- 0	0- 0				
0- 0	0- 0	0- 0	NEUTRAL	0- 0	0- 0	0- 0				

RPI 1-25				RPI 26-50				Team's RPI: 48				RPI 51-100				RPI 101+			
RPI	S	Opponent	Score	RPI	S	Opponent	Score	RPI	S	Opponent	Score	RPI	S	Opponent	Score	RPI	S	Opponent	Score
17	H	Princeton	50 66	44	H	Kansas	60 68	55	A	Vanderbilt	50 62	131	A	Cincinnati	60 50				
								61	H	Illinois St.	61 56	135	H	UT Martin	56 50				
								67	H	Colgate	61 51	156	H	Southeast Mo. St.	76 61				
								86	A	Southern Ill.	53 61	194	A	Missouri	58 83				
												251	A	Northern Ky.	67 42				
												298	A	SIUE	68 35				
LAST 10 Division I																			
				44	H	Kansas	60 68	86	A	Southern Ill.	53 61								
				17	H	Princeton	50 66	67	H	Colgate	61 51								
				61	H	Illinois St.	61 56	298	A	SIUE	68 35								
				194	A	Missouri	58 83	55	A	Vanderbilt	50 62								
				156	H	Southeast Mo. St.	76 61	251	A	Northern Ky.	67 42								

Non-Div I Games:

Saint Louis

Saint Mary's (CA)

Through Games Of Dec. 29, 2019

Average RPI Win:	216	WON-LOST	WINNING	LAST 10	STRENGTH OF	OPP. STRENGTH	TEAM	ADJ.	CONF.	ADJ CONF.
Average RPI Loss:	110	RECORD	PCT. RANK	GAMES	SCHEDULE	OF SCHEDULE	RPI	RPI	RPI	RPI
DIV. I ONLY	6- 6	165	5-5	64	205	120	120	11	11	
DIV. I NON-CONF.	5- 6	185	4-5	66	214	157	157	11	11	
TOTALS	RPI 1-25	RPI 26-50	W-L RECORDS	RPI 51-100	RPI 101-150	RPI 150+				
6- 6	0- 1	1- 2	OVERALL	0- 1	1- 0	4- 2				
4- 2	0- 1	1- 1	HOME	0- 0	0- 0	3- 0				
1- 4	0- 0	0- 1	AWAY	0- 1	1- 0	0- 2				
1- 0	0- 0	0- 0	NEUTRAL	0- 0	0- 0	1- 0				
5- 6	0- 1	1- 2	NON-CONFERENCE	0- 1	0- 0	4- 2				
4- 2	0- 1	1- 1	HOME	0- 0	0- 0	3- 0				
0- 4	0- 0	0- 1	AWAY	0- 1	0- 0	0- 2				
1- 0	0- 0	0- 0	NEUTRAL	0- 0	0- 0	1- 0				
1- 0	0- 0	0- 0	CONFERENCE	0- 0	1- 0	0- 0				
0- 0	0- 0	0- 0	HOME	0- 0	0- 0	0- 0				
1- 0	0- 0	0- 0	AWAY	0- 0	1- 0	0- 0				
0- 0	0- 0	0- 0	NEUTRAL	0- 0	0- 0	0- 0				

RPI 1-25				RPI 26-50				RPI 51-100				RPI 101+				Team's RPI: 120
RPI	S	Opponent	Score	RPI	S	Opponent	Score	RPI	S	Opponent	Score	RPI	S	Opponent	Score	
20	H	NC State	70 87	34	H	Western Ky.	80 73	70	A	UCF	58 67	144	A	San Francisco	86 79	
				38	H	Marquette	63 77					177	A	Wyoming	67 69	
				44	A	Kansas	81 86					231	H	UC Davis	83 74	
												281	N	St. Bonaventure	72 57	
												282	H	UC Santa Barbara	64 43	
												308	A	Nevada	72 78	
												323	H	Cal Poly	84 67	
LAST 10 Division I																
144	A	San Francisco	86 79	34	H	Western Ky.	80 73	70	A	UCF	58 67	144	A	San Francisco	86 79	
281	N	St. Bonaventure	72 57	38	H	Marquette	63 77	20	H	NC State	70 87	177	A	Wyoming	67 69	
70	A	UCF	58 67	44	A	Kansas	81 86	231	H	UC Davis	83 74	281	N	St. Bonaventure	72 57	
44	A	Kansas	81 86	323	H	Cal Poly	84 67	282	H	UC Santa Barbara	64 43	308	A	Nevada	72 78	
								323	H	Cal Poly	84 67					

Non-Div I Games:

Saint Mary's (CA)

■ Loss,
 ■ Non-Conf, S Site,
 ■ Home
 ■ Away
 N Neutral

Saint Peter's

Through Games Of Dec. 29, 2019

Average RPI Win:	317	WON-LOST	WINNING	LAST 10	STRENGTH OF	OPP. STRENGTH	TEAM	ADJ.	CONF.	ADJ CONF.
Average RPI Loss:	220	RECORD	PCT. RANK	GAMES	SCHEDULE	OF SCHEDULE	RPI	RPI	RPI	RPI
DIV. I ONLY	3- 6	238	3-6	349	230	339	339	23	23	
DIV. I NON-CONF.	3- 6	234	3-6	349	232	339	339	23	23	
TOTALS	RPI 1-25	RPI 26-50	W-L RECORDS	RPI 51-100	RPI 101-150	RPI 150+				
3- 6	0- 0	0- 0	OVERALL	0- 1	0- 0	3- 5				
1- 2	0- 0	0- 0	HOME	0- 1	0- 0	1- 1				
2- 4	0- 0	0- 0	AWAY	0- 0	0- 0	2- 4				
0- 0	0- 0	0- 0	NEUTRAL	0- 0	0- 0	0- 0				
3- 6	0- 0	0- 0	NON-CONFERENCE	0- 1	0- 0	3- 5				
1- 2	0- 0	0- 0	HOME	0- 1	0- 0	1- 1				
2- 4	0- 0	0- 0	AWAY	0- 0	0- 0	2- 4				
0- 0	0- 0	0- 0	NEUTRAL	0- 0	0- 0	0- 0				
0- 0	0- 0	0- 0	CONFERENCE	0- 0	0- 0	0- 0				
0- 0	0- 0	0- 0	HOME	0- 0	0- 0	0- 0				
0- 0	0- 0	0- 0	AWAY	0- 0	0- 0	0- 0				
0- 0	0- 0	0- 0	NEUTRAL	0- 0	0- 0	0- 0				

RPI 1-25				RPI 26-50				RPI 51-100				RPI 101+				Team's RPI: 339	
RPI	S	Opponent	Score	RPI	S	Opponent	Score	RPI	S	Opponent	Score	RPI	S	Opponent	Score		
								77	H	Lehigh	71	80	173	A	Howard	80	92
												202	A	Wagner	89	90	
												221	A	Delaware St.	66	89	
												276	H	Morgan St.	78	77	
												311	A	NJIT	73	76	
												331	A	Coppin St.	82	57	
												336	H	Fairleigh Dickinson	71	77	
												345	A	LIU Brooklyn	89	74	
LAST 10 Division I																	
				77	H	Lehigh	71	80	173	A	Howard	80	92				
				336	H	Fairleigh Dickinson	71	77	331	A	Coppin St.	82	57				
				221	A	Delaware St.	66	89	202	A	Wagner	89	90				
				311	A	NJIT	73	76	345	A	LIU Brooklyn	89	74				
				276	H	Morgan St.	78	77									

Non-Div I Games:

Saint Peter's

■ Loss,
 ■ Non-Conf,
 ■ S Site,
 ■ H Home
 ■ A Away
 N Neutral

Average RPI Win:	257	WON-LOST	WINNING	LAST 10	STRENGTH OF	OPP. STRENGTH	TEAM	ADJ.	CONF.	ADJ CONF.
Average RPI Loss:	182	RECORD	PCT. RANK	GAMES	SCHEDULE	OF SCHEDULE	RPI	RPI	RPI	RPI
DIV. I ONLY	4- 4	165	4-4	282	235	163	163	26	26	
DIV. I NON-CONF.	2- 4	234	2-4	164	296	197	197	24	24	
TOTALS	RPI 1-25	RPI 26-50	W-L RECORDS	RPI 51-100	RPI 101-150	RPI 150+				
4- 4	0- 0	0- 1	OVERALL	0- 0	0- 0	4- 3				
1- 0	0- 0	0- 0	HOME	0- 0	0- 0	1- 0				
3- 4	0- 0	0- 1	AWAY	0- 0	0- 0	3- 3				
0- 0	0- 0	0- 0	NEUTRAL	0- 0	0- 0	0- 0				
2- 4	0- 0	0- 1	NON-CONFERENCE	0- 0	0- 0	2- 3				
1- 0	0- 0	0- 0	HOME	0- 0	0- 0	1- 0				
1- 4	0- 0	0- 1	AWAY	0- 0	0- 0	1- 3				
0- 0	0- 0	0- 0	NEUTRAL	0- 0	0- 0	0- 0				
2- 0	0- 0	0- 0	CONFERENCE	0- 0	0- 0	2- 0				
0- 0	0- 0	0- 0	HOME	0- 0	0- 0	0- 0				
2- 0	0- 0	0- 0	AWAY	0- 0	0- 0	2- 0				
0- 0	0- 0	0- 0	NEUTRAL	0- 0	0- 0	0- 0				

RPI 1-25			RPI 26-50			RPI 51-100			RPI 101+			Team's RPI: 163
RPI	S	Opponent	Score	RPI	S	Opponent	Score	RPI	S	Opponent	Score	
				40	A	Oklahoma	71 95					
								168	A	New Orleans	78 46	
								183	A	Texas Tech	57 99	
								187	H	Louisiana	77 73	
								213	A	Oral Roberts	41 64	
								293	A	Ole Miss	69 75	
								332	A	Northwestern St.	79 69	
								341	A	UTSA	81 77	
LAST 10 Division I												
				332	A	Northwestern St.	79 69	168	A	New Orleans	78 46	
				40	A	Oklahoma	71 95	183	A	Texas Tech	57 99	
				341	A	UTSA	81 77	187	H	Louisiana	77 73	
				213	A	Oral Roberts	41 64					
				293	A	Ole Miss	69 75					

Non-Div I Games: Jarvis Christian 114 46 Howard Payne 91 49

Sam Houston St.

Loss, Non-Conf, S Site, H Home A Away N Neutral

Average RPI Win:	244	WON-LOST	WINNING	LAST 10	STRENGTH OF	OPP. STRENGTH	TEAM	ADJ.	CONF.	ADJ CONF.
Average RPI Loss:	113	RECORD	PCT. RANK	GAMES	SCHEDULE	OF SCHEDULE	RPI	RPI	RPI	RPI
DIV. I ONLY	3- 10	280	3-7	27	290	155	155	22	22	
DIV. I NON-CONF.	3- 10	281	3-7	29	286	155	155	22	22	
TOTALS	RPI 1-25	RPI 26-50	W-L RECORDS	RPI 51-100	RPI 101-150	RPI 150+				
3- 10	0- 1	0- 2	OVERALL	0- 1	0- 3	3- 3				
0- 3	0- 0	0- 1	HOME	0- 1	0- 0	0- 1				
3- 7	0- 1	0- 1	AWAY	0- 0	0- 3	3- 2				
0- 0	0- 0	0- 0	NEUTRAL	0- 0	0- 0	0- 0				
3- 10	0- 1	0- 2	NON-CONFERENCE	0- 1	0- 3	3- 3				
0- 3	0- 0	0- 1	HOME	0- 1	0- 0	0- 1				
3- 7	0- 1	0- 1	AWAY	0- 0	0- 3	3- 2				
0- 0	0- 0	0- 0	NEUTRAL	0- 0	0- 0	0- 0				
0- 0	0- 0	0- 0	CONFERENCE	0- 0	0- 0	0- 0				
0- 0	0- 0	0- 0	HOME	0- 0	0- 0	0- 0				
0- 0	0- 0	0- 0	AWAY	0- 0	0- 0	0- 0				
0- 0	0- 0	0- 0	NEUTRAL	0- 0	0- 0	0- 0				

RPI 1-25				RPI 26-50				RPI 51-100				RPI 101+ Team's RPI: 155			
RPI	S	Opponent	Score	RPI	S	Opponent	Score	RPI	S	Opponent	Score	RPI	S	Opponent	Score
8	A	Florida St.	59 88	26	A	Kentucky	49 79	57	H	Troy	65 74	132	A	UAB	69 76
				34	H	Western Ky.	84 88					135	A	UT Martin	75 80
												145	A	Fordham	37 68
												174	A	Florida	48 84
												184	A	Kennesaw St.	55 60
												192	A	Murray St.	84 56
												230	H	Tennessee Tech	57 72
												247	A	North Ala.	79 63
												292	A	Alabama St.	83 48
LAST 10 Division I															
26	A	Kentucky	49 79	145	A	Fordham	37 68								
132	A	UAB	69 76	192	A	Murray St.	84 56								
292	A	Alabama St.	83 48	34	H	Western Ky.	84 88								
247	A	North Ala.	79 63	135	A	UT Martin	75 80								
230	H	Tennessee Tech	57 72	8	A	Florida St.	59 88								

Non-Div I Games: Montevallo 81 60

Samford

■ Loss,
 ■ Non-Conf,
 ■ S Site,
 ■ H Home
 ■ A Away
 N Neutral

Average RPI Win:	270	WON-LOST	WINNING	LAST 10	STRENGTH OF	OPP. STRENGTH	TEAM	ADJ.	CONF.	ADJ CONF.
Average RPI Loss:	198	RECORD	PCT. RANK	GAMES	SCHEDULE	OF SCHEDULE	RPI	RPI	RPI	RPI
DIV. I ONLY	5- 8	224	4-6	315	273	309	309	24	24	
DIV. I NON-CONF.	4- 7	224	3-5	321	244	317	317	25	25	
TOTALS	RPI 1-25	RPI 26-50	W-L RECORDS	RPI 51-100	RPI 101-150	RPI 150+				
5- 8	0- 0	0- 0	OVERALL	0- 1	0- 1	5- 6				
3- 5	0- 0	0- 0	HOME	0- 1	0- 0	3- 4				
2- 3	0- 0	0- 0	AWAY	0- 0	0- 1	2- 2				
0- 0	0- 0	0- 0	NEUTRAL	0- 0	0- 0	0- 0				
4- 7	0- 0	0- 0	NON-CONFERENCE	0- 1	0- 1	4- 5				
2- 5	0- 0	0- 0	HOME	0- 1	0- 0	2- 4				
2- 2	0- 0	0- 0	AWAY	0- 0	0- 1	2- 1				
0- 0	0- 0	0- 0	NEUTRAL	0- 0	0- 0	0- 0				
1- 1	0- 0	0- 0	CONFERENCE	0- 0	0- 0	1- 1				
1- 0	0- 0	0- 0	HOME	0- 0	0- 0	1- 0				
0- 1	0- 0	0- 0	AWAY	0- 0	0- 0	0- 1				
0- 0	0- 0	0- 0	NEUTRAL	0- 0	0- 0	0- 0				

RPI 1-25				RPI 26-50				RPI 51-100				RPI 101+				Team's RPI: 309	
RPI	S	Opponent	Score	RPI	S	Opponent	Score	RPI	S	Opponent	Score	RPI	S	Opponent	Score		
								59	H	California	48	74	146	A	Hawaii	58	61
												179	H	Alabama A&M	53	61	
												208	H	Cal St. Fullerton	55	45	
												217	H	San Diego	47	70	
												220	A	San Jose St.	67	84	
												235	H	CSUN	69	74	
												243	H	Arkansas St.	62	71	
												250	A	California Baptist	80	68	
												252	H	Towson	80	72	
												282	A	UC Santa Barbara	52	64	
												291	H	Colorado St.	59	49	
												351	A	Incarnate Word	57	48	
LAST 10 Division I																	
				217	H	San Diego	47	70		235	H	CSUN	69	74			
				220	A	San Jose St.	67	84		351	A	Incarnate Word	57	48			
				291	H	Colorado St.	59	49		250	A	California Baptist	80	68			
				243	H	Arkansas St.	62	71		59	H	California	48	74			
				282	A	UC Santa Barbara	52	64		208	H	Cal St. Fullerton	55	45			

Non-Div I Games: Westcliff 77 56

San Diego St.

■ Loss,
 ■ Non-Conf,
 ■ S Site,
 ■ Home
 ■ Away
 N Neutral

San Francisco

Through Games Of Dec. 29, 2019

Average RPI Win:	198	WON-LOST	WINNING	LAST 10	STRENGTH OF	OPP. STRENGTH	TEAM	ADJ.	CONF.	ADJ CONF.
Average RPI Loss:	98	RECORD	PCT. RANK	GAMES	SCHEDULE	OF SCHEDULE	RPI	RPI	RPI	RPI
DIV. I ONLY	7- 6	158	5-5	144	99	144	144	11	11	
DIV. I NON-CONF.	7- 5	127	5-4	136	117	117	117	11	11	
TOTALS	RPI 1-25	RPI 26-50	W-L RECORDS	RPI 51-100	RPI 101-150	RPI 150+				
7- 6	0- 2	0- 0	OVERALL	0- 0	3- 3	4- 1				
3- 3	0- 1	0- 0	HOME	0- 0	0- 2	3- 0				
1- 2	0- 0	0- 0	AWAY	0- 0	1- 1	0- 1				
3- 1	0- 1	0- 0	NEUTRAL	0- 0	2- 0	1- 0				
7- 5	0- 2	0- 0	NON-CONFERENCE	0- 0	3- 2	4- 1				
3- 2	0- 1	0- 0	HOME	0- 0	0- 1	3- 0				
1- 2	0- 0	0- 0	AWAY	0- 0	1- 1	0- 1				
3- 1	0- 1	0- 0	NEUTRAL	0- 0	2- 0	1- 0				
0- 1	0- 0	0- 0	CONFERENCE	0- 0	0- 1	0- 0				
0- 1	0- 0	0- 0	HOME	0- 0	0- 1	0- 0				
0- 0	0- 0	0- 0	AWAY	0- 0	0- 0	0- 0				
0- 0	0- 0	0- 0	NEUTRAL	0- 0	0- 0	0- 0				

RPI 1-25				RPI 26-50				RPI 51-100				RPI 101+ Team's RPI: 144			
RPI	S	Opponent	Score	RPI	S	Opponent	Score	RPI	S	Opponent	Score	RPI	S	Opponent	Score
5	H	Stanford	71 97									101	A	Washington	54 73
18	N	Mississippi St.	38 73									104	N	Houston	80 57
												106	N	Bowling Green	64 56
												110	H	Idaho	60 66
												120	H	Saint Mary's (CA)	79 86
												139	A	Northern Colo.	90 83
												208	H	Cal St. Fullerton	71 63
												231	A	UC Davis	67 79
												235	H	CSUN	79 61
												241	N	UC Irvine	68 61
												350	H	Sacramento St.	87 82
LAST 10 Division I															
350	H	Sacramento St.	87 82	120	H	Saint Mary's (CA)	79 86								
208	H	Cal St. Fullerton	71 63	241	N	UC Irvine	68 61								
104	N	Houston	80 57	101	A	Washington	54 73								
106	N	Bowling Green	64 56	231	A	UC Davis	67 79								
18	N	Mississippi St.	38 73	110	H	Idaho	60 66								

Non-Div I Games:

San Francisco

■ Loss,
 ■ Non-Conf,
 ■ S Site,
 ■ H Home
 ■ A Away
 N Neutral

Average RPI Win: 248		WON-LOST	WINNING	LAST 10	STRENGTH OF	OPP. STRENGTH	TEAM	ADJ.	CONF.	ADJ CONF.
Average RPI Loss: 155		RECORD	PCT. RANK	GAMES	SCHEDULE	OF SCHEDULE	RPI	RPI	RPI	RPI
DIV. I ONLY		7- 5	123	6-4	320	147	220	220	24	24
DIV. I NON-CONF.		5- 5	167	4-4	323	113	261	261	25	25
TOTALS		RPI 1-25	RPI 26-50	W-L RECORDS	RPI 51-100	RPI 101-150	RPI 150+			
7- 5	0- 0		0- 0	OVERALL	1- 2	0- 1	6- 2			
5- 0	0- 0		0- 0	HOME	1- 0	0- 0	4- 0			
2- 3	0- 0		0- 0	AWAY	0- 2	0- 0	2- 1			
0- 2	0- 0		0- 0	NEUTRAL	0- 0	0- 1	0- 1			
5- 5	0- 0		0- 0	NON-CONFERENCE	1- 2	0- 1	4- 2			
4- 0	0- 0		0- 0	HOME	1- 0	0- 0	3- 0			
1- 3	0- 0		0- 0	AWAY	0- 2	0- 0	1- 1			
0- 2	0- 0		0- 0	NEUTRAL	0- 0	0- 1	0- 1			
2- 0	0- 0		0- 0	CONFERENCE	0- 0	0- 0	2- 0			
1- 0	0- 0		0- 0	HOME	0- 0	0- 0	1- 0			
1- 0	0- 0		0- 0	AWAY	0- 0	0- 0	1- 0			
0- 0	0- 0		0- 0	NEUTRAL	0- 0	0- 0	0- 0			

RPI 1-25				RPI 26-50				RPI 51-100				RPI 101+				Team's RPI: 220	
RPI	S	Opponent	Score	RPI	S	Opponent	Score	RPI	S	Opponent	Score	RPI	S	Opponent	Score		
								71	H	Buffalo	95 88	113	N	BYU	56	75	
								80	A	CSU Bakersfield	71 75	217	H	San Diego	88	82	
								84	A	Santa Clara	81 89	241	A	UC Irvine	77	79	
												245	A	Utah St.	76	61	
												256	N	Northern Ariz.	64	67	
												261	H	Eastern Wash.	84	66	
												282	A	UC Santa Barbara	73	70	
												309	H	San Diego St.	84	67	
												350	H	Sacramento St.	73	67	
LAST 10 Division I																	
				245	A	Utah St.	76 61	256	N	Northern Ariz.	64 67						
				80	A	CSU Bakersfield	71 75	113	N	BYU	56 75						
				217	H	San Diego	88 82	309	H	San Diego St.	84 67						
				71	H	Buffalo	95 88	282	A	UC Santa Barbara	73 70						
				350	H	Sacramento St.	73 67	84	A	Santa Clara	81 89						

Non-Div I Games:	La Verne	128	62
------------------	----------	-----	----

San Jose St.

Loss, Non-Conf, S Site, H Home A Away N Neutral

Santa Clara

Through Games Of Dec. 29, 2019

Average RPI Win:	178	WON-LOST	WINNING	LAST 10	STRENGTH OF	OPP. STRENGTH	TEAM	ADJ.	CONF.	ADJ CONF.
Average RPI Loss:	106	RECORD	PCT. RANK	GAMES	SCHEDULE	OF SCHEDULE	RPI	RPI	RPI	RPI
DIV. I ONLY	6- 5	147	6-4	61	164	84	84	11	11	
DIV. I NON-CONF.	5- 5	167	5-4	75	165	98	98	11	11	
TOTALS	RPI 1-25	RPI 26-50	W-L RECORDS	RPI 51-100	RPI 101-150	RPI 150+				
6- 5	0- 1	0- 1	OVERALL	1- 1	1- 0	4- 2				
3- 1	0- 0	0- 0	HOME	1- 0	0- 0	2- 1				
2- 3	0- 1	0- 1	AWAY	0- 1	0- 0	2- 0				
1- 1	0- 0	0- 0	NEUTRAL	0- 0	1- 0	0- 1				
5- 5	0- 1	0- 1	NON-CONFERENCE	0- 1	1- 0	4- 2				
2- 1	0- 0	0- 0	HOME	0- 0	0- 0	2- 1				
2- 3	0- 1	0- 1	AWAY	0- 1	0- 0	2- 0				
1- 1	0- 0	0- 0	NEUTRAL	0- 0	1- 0	0- 1				
1- 0	0- 0	0- 0	CONFERENCE	1- 0	0- 0	0- 0				
1- 0	0- 0	0- 0	HOME	1- 0	0- 0	0- 0				
0- 0	0- 0	0- 0	AWAY	0- 0	0- 0	0- 0				
0- 0	0- 0	0- 0	NEUTRAL	0- 0	0- 0	0- 0				

RPI 1-25				RPI 26-50				RPI 51-100				Team's RPI: 84	RPI 101+			
RPI	S	Opponent	Score	RPI	S	Opponent	Score	RPI	S	Opponent	Score		RPI	S	Opponent	Score
2	A	Missouri St.	64 71	45	A	Arizona	52 65	59	A	California	65 69		128	N	Montana	68 58
								92	H	Pacific	75 65		160	H	Fresno St.	90 66
													189	N	Delaware	80 81
													220	H	San Jose St.	89 81
													231	A	UC Davis	62 61
													235	A	CSUN	76 55
													237	H	Long Beach St.	46 54
LAST 10 Division I																
		59	A	California	65	69		92	H	Pacific	75	65				
		237	H	Long Beach St.	46	54		160	H	Fresno St.	90	66				
		189	N	Delaware	80	81		235	A	CSUN	76	55				
		128	N	Montana	68	58		231	A	UC Davis	62	61				
		2	A	Missouri St.	64	71		220	H	San Jose St.	89	81				

Non-Div I Games: UC Santa Cruz 109 51

Santa Clara

Loss, Non-Conf, S Site, H Home A Away N Neutral

Average RPI Win: 303		WON-LOST	WINNING	LAST 10	STRENGTH OF	OPP. STRENGTH	TEAM	ADJ.	CONF.	ADJ CONF.
Average RPI Loss: 192		RECORD	PCT. RANK	GAMES	SCHEDULE	OF SCHEDULE	RPI	RPI	RPI	RPI
DIV. I ONLY		3- 7	255	3-7	338	251	329	329	32	32
DIV. I NON-CONF.		3- 7	255	3-7	340	254	331	331	32	32
TOTALS		RPI 1-25	RPI 26-50	W-L RECORDS	RPI 51-100	RPI 101-150	RPI 150+			
3- 7	0- 0		0- 0	OVERALL	0- 0	0- 3	3- 4			
2- 2	0- 0		0- 0	HOME	0- 0	0- 2	2- 0			
1- 5	0- 0		0- 0	AWAY	0- 0	0- 1	1- 4			
0- 0	0- 0		0- 0	NEUTRAL	0- 0	0- 0	0- 0			
3- 7	0- 0		0- 0	NON-CONFERENCE	0- 0	0- 3	3- 4			
2- 2	0- 0		0- 0	HOME	0- 0	0- 2	2- 0			
1- 5	0- 0		0- 0	AWAY	0- 0	0- 1	1- 4			
0- 0	0- 0		0- 0	NEUTRAL	0- 0	0- 0	0- 0			
0- 0	0- 0		0- 0	CONFERENCE	0- 0	0- 0	0- 0			
0- 0	0- 0		0- 0	HOME	0- 0	0- 0	0- 0			
0- 0	0- 0		0- 0	AWAY	0- 0	0- 0	0- 0			
0- 0	0- 0		0- 0	NEUTRAL	0- 0	0- 0	0- 0			

RPI 1-25				RPI 26-50				RPI 51-100				RPI 101+				Team's RPI: 329	
RPI	S	Opponent	Score	RPI	S	Opponent	Score	RPI	S	Opponent	Score	RPI	S	Opponent	Score		
												101	A	Washington	46	78	
												110	H	Idaho	84	90	
												149	H	Montana St.	65	73	
												208	A	Cal St. Fullerton	63	81	
												237	H	Long Beach St.	66	54	
												245	A	Utah St.	63	70	
												256	A	Northern Ariz.	80	88	
												272	A	Idaho St.	48	73	
												323	A	Cal Poly	72	49	
												350	H	Sacramento St.	88	84	
LAST 10 Division I																	
				350	H	Sacramento St.	88	84	208	A	Cal St. Fullerton	63	81				
				149	H	Montana St.	65	73	323	A	Cal Poly	72	49				
				101	A	Washington	46	78	237	H	Long Beach St.	66	54				
				110	H	Idaho	84	90	272	A	Idaho St.	48	73				
				256	A	Northern Ariz.	80	88	245	A	Utah St.	63	70				

Non-Div I Games:	Warner Pacific	89	47	Saint Martin's	91	81	Central Wash.	75	65
------------------	----------------	----	----	----------------	----	----	---------------	----	----

Seattle U

Loss, Non-Conf, S Site, H Home A Away N Neutral

Average RPI Win:	192	WON-LOST	WINNING	LAST 10	STRENGTH OF	OPP. STRENGTH	TEAM	ADJ.	CONF.	ADJ CONF.
Average RPI Loss:	30	RECORD	PCT. RANK	GAMES	SCHEDULE	OF SCHEDULE	RPI	RPI	RPI	RPI
DIV. I ONLY	8- 4	85	6-4	46	41	51	51	6	6	
DIV. I NON-CONF.	7- 4	99	5-4	61	37	74	74	6	6	
TOTALS	RPI 1-25	RPI 26-50	W-L RECORDS	RPI 51-100	RPI 101-150	RPI 150+				
8- 4	0- 3	0- 0	OVERALL	1- 1	2- 0	5- 0				
4- 2	0- 2	0- 0	HOME	0- 0	0- 0	4- 0				
2- 1	0- 0	0- 0	AWAY	0- 1	1- 0	1- 0				
2- 1	0- 1	0- 0	NEUTRAL	1- 0	1- 0	0- 0				
7- 4	0- 3	0- 0	NON-CONFERENCE	1- 1	1- 0	5- 0				
4- 2	0- 2	0- 0	HOME	0- 0	0- 0	4- 0				
1- 1	0- 0	0- 0	AWAY	0- 1	0- 0	1- 0				
2- 1	0- 1	0- 0	NEUTRAL	1- 0	1- 0	0- 0				
1- 0	0- 0	0- 0	CONFERENCE	0- 0	1- 0	0- 0				
0- 0	0- 0	0- 0	HOME	0- 0	0- 0	0- 0				
1- 0	0- 0	0- 0	AWAY	0- 0	1- 0	0- 0				
0- 0	0- 0	0- 0	NEUTRAL	0- 0	0- 0	0- 0				

RPI 1-25				RPI 26-50				RPI 51-100 Team's RPI: 51				RPI 101+			
RPI	S	Opponent	Score	RPI	S	Opponent	Score	RPI	S	Opponent	Score	RPI	S	Opponent	Score
1	H	UConn	78 92					55	N	Vanderbilt	69 65	137	A	Butler	67 62
17	H	Princeton	76 78					77	A	Lehigh	68 75	140	N	Saint Joseph's	55 39
24	N	Georgia Tech	54 79									178	A	Iona	89 37
												195	H	VCU	53 33
												271	H	Fairfield	74 44
												278	H	Lafayette	74 50
												283	H	Sacred Heart	95 69
LAST 10 Division I															
1	H	UConn	78 92	137	A	Butler	67 62								
55	N	Vanderbilt	69 65	278	H	Lafayette	74 50								
24	N	Georgia Tech	54 79	178	A	Iona	89 37								
77	A	Lehigh	68 75	17	H	Princeton	76 78								
140	N	Saint Joseph's	55 39	195	H	VCU	53 33								

Non-Div I Games:

Seton Hall

■ Loss,
■ Non-Conf,
■ S Site,
■ H Home
■ A Away
N Neutral

Average RPI Win:	307	WON-LOST	WINNING	LAST 10	STRENGTH OF	OPP. STRENGTH	TEAM	ADJ.	CONF.	ADJ CONF.
Average RPI Loss:	151	RECORD	PCT. RANK	GAMES	SCHEDULE	OF SCHEDULE	RPI	RPI	RPI	RPI
DIV. I ONLY	2- 7	287	2-7	97	346	284	284	23	23	
DIV. I NON-CONF.	2- 7	287	2-7	94	347	288	288	23	23	
TOTALS	RPI 1-25	RPI 26-50	W-L RECORDS	RPI 51-100	RPI 101-150	RPI 150+				
2- 7	0- 0	0- 0	OVERALL	0- 2	0- 2	2- 3				
2- 1	0- 0	0- 0	HOME	0- 0	0- 1	2- 0				
0- 6	0- 0	0- 0	AWAY	0- 2	0- 1	0- 3				
0- 0	0- 0	0- 0	NEUTRAL	0- 0	0- 0	0- 0				
2- 7	0- 0	0- 0	NON-CONFERENCE	0- 2	0- 2	2- 3				
2- 1	0- 0	0- 0	HOME	0- 0	0- 1	2- 0				
0- 6	0- 0	0- 0	AWAY	0- 2	0- 1	0- 3				
0- 0	0- 0	0- 0	NEUTRAL	0- 0	0- 0	0- 0				
0- 0	0- 0	0- 0	CONFERENCE	0- 0	0- 0	0- 0				
0- 0	0- 0	0- 0	HOME	0- 0	0- 0	0- 0				
0- 0	0- 0	0- 0	AWAY	0- 0	0- 0	0- 0				
0- 0	0- 0	0- 0	NEUTRAL	0- 0	0- 0	0- 0				

RPI 1-25				RPI 26-50				RPI 51-100				RPI 101+				Team's RPI: 284	
RPI	S	Opponent	Score	RPI	S	Opponent	Score	RPI	S	Opponent	Score	RPI	S	Opponent	Score		
								67	A	Colgate	51	88	107	H	Binghamton	62	89
								91	A	Penn	44	92	121	A	Harvard	51	68
												153	A	Massachusetts	55	61	
												182	A	Fla. Atlantic	39	83	
												283	H	Sacred Heart	68	57	
												330	H	Albany (NY)	52	46	
												336	A	Fairleigh Dickinson	58	67	
LAST 10 Division I																	
				67	A	Colgate	51	88	336	A	Fairleigh Dickinson	58	67				
				182	A	Fla. Atlantic	39	83	153	A	Massachusetts	55	61				
				283	H	Sacred Heart	68	57	330	H	Albany (NY)	52	46				
				121	A	Harvard	51	68	107	H	Binghamton	62	89				
				91	A	Penn	44	92									

Non-Div I Games:

Siena

South Alabama

Through Games Of Dec. 29, 2019

Average RPI Win:	242	WON-LOST	WINNING	LAST 10	STRENGTH OF	OPP. STRENGTH	TEAM	ADJ.	CONF.	ADJ CONF.
Average RPI Loss:	132	RECORD	PCT. RANK	GAMES	SCHEDULE	OF SCHEDULE	RPI	RPI	RPI	RPI
DIV. I ONLY	3- 7	255	3-7	154	212	259	259	21	21	
DIV. I NON-CONF.	3- 7	255	3-7	152	213	260	260	21	21	
TOTALS	RPI 1-25	RPI 26-50	W-L RECORDS	RPI 51-100	RPI 101-150	RPI 150+				
3- 7	0- 0	0- 1	OVERALL	0- 1	0- 3	3- 2				
2- 4	0- 0	0- 1	HOME	0- 1	0- 2	2- 0				
1- 3	0- 0	0- 0	AWAY	0- 0	0- 1	1- 2				
0- 0	0- 0	0- 0	NEUTRAL	0- 0	0- 0	0- 0				
3- 7	0- 0	0- 1	NON-CONFERENCE	0- 1	0- 3	3- 2				
2- 4	0- 0	0- 1	HOME	0- 1	0- 2	2- 0				
1- 3	0- 0	0- 0	AWAY	0- 0	0- 1	1- 2				
0- 0	0- 0	0- 0	NEUTRAL	0- 0	0- 0	0- 0				
0- 0	0- 0	0- 0	CONFERENCE	0- 0	0- 0	0- 0				
0- 0	0- 0	0- 0	HOME	0- 0	0- 0	0- 0				
0- 0	0- 0	0- 0	AWAY	0- 0	0- 0	0- 0				
0- 0	0- 0	0- 0	NEUTRAL	0- 0	0- 0	0- 0				

RPI S	Opponent	Score	RPI S	Opponent	Score	RPI S	Opponent	Score	RPI S	Opponent	Score	Team's RPI: 259
32	H Rutgers	56 77	87	H Alabama	62 74	115	H Auburn	62 82	130	H Miami (OH)	73 76	
						132	A UAB	61 77	176	A Tulane	62 53	
						193	A Southern Miss.	55 62	223	H A&M-Corpus Christi	83 82	
						238	A ETSU	60 65	326	H Tennessee St.	70 48	
LAST 10 Division I												
326	H Tennessee St.	70 48	238	A ETSU	60 65							
87	H Alabama	62 74	193	A Southern Miss.	55 62							
130	H Miami (OH)	73 76	176	A Tulane	62 53							
223	H A&M-Corpus Christi	83 82	115	H Auburn	62 82							
132	A UAB	61 77	32	H Rutgers	56 77							

Non-Div I Games: William Carey 68 52 Mobile 103 59

South Alabama

Loss, Non-Conf, S Site, H Home A Away N Neutral

South Carolina

Through Games Of Dec. 29, 2019

Average RPI Win:	123	WON-LOST	WINNING	LAST 10	STRENGTH OF	OPP. STRENGTH	TEAM	ADJ.	CONF.	ADJ CONF.
Average RPI Loss:	12	RECORD	PCT. RANK	GAMES	SCHEDULE	OF SCHEDULE	RPI	RPI	RPI	RPI
DIV. I ONLY	12- 1	10	9-1	22	32	6	6	4	4	
DIV. I NON-CONF.	12- 1	10	9-1	24	31	6	6	4	4	
TOTALS	RPI 1-25	RPI 26-50	W-L RECORDS	RPI 51-100	RPI 101-150	RPI 150+				
12- 1	2- 1	3- 0	OVERALL	1- 0	2- 0	4- 0				
6- 0	2- 0	1- 0	HOME	0- 0	0- 0	3- 0				
4- 0	0- 0	1- 0	AWAY	1- 0	1- 0	1- 0				
2- 1	0- 1	1- 0	NEUTRAL	0- 0	1- 0	0- 0				
12- 1	2- 1	3- 0	NON-CONFERENCE	1- 0	2- 0	4- 0				
6- 0	2- 0	1- 0	HOME	0- 0	0- 0	3- 0				
4- 0	0- 0	1- 0	AWAY	1- 0	1- 0	1- 0				
2- 1	0- 1	1- 0	NEUTRAL	0- 0	1- 0	0- 0				
0- 0	0- 0	0- 0	CONFERENCE	0- 0	0- 0	0- 0				
0- 0	0- 0	0- 0	HOME	0- 0	0- 0	0- 0				
0- 0	0- 0	0- 0	AWAY	0- 0	0- 0	0- 0				
0- 0	0- 0	0- 0	NEUTRAL	0- 0	0- 0	0- 0				

RPI	S	Opponent	Score	RPI	S	Opponent	Score	RPI	S	Opponent	Score	RPI	S	Opponent	Score
12	N	Indiana	57 71	27	A	Maryland	63 54	73	A	Temple	78 71	103	N	Washington St.	68 53
13	H	Purdue	85 49	31	H	Duke	89 46					124	A	Dayton	75 49
25	H	South Dakota	73 60	37	N	Baylor	74 59					162	A	Clemson	84 48
												286	H	Appalachian St.	92 50
												292	H	Alabama St.	103 43
												306	H	USC Upstate	112 32
LAST 10 Division I															
				37	N	Baylor	74 59	25	H	South Dakota	73 60				
				103	N	Washington St.	68 53	31	H	Duke	89 46				
				12	N	Indiana	57 71	13	H	Purdue	85 49				
				162	A	Clemson	84 48	73	A	Temple	78 71				
				306	H	USC Upstate	112 32	286	H	Appalachian St.	92 50				

Non-Div I Games:

South Carolina

Loss, Non-Conf, S Site, H Home A Away N Neutral

Average RPI Win:	338	WON-LOST	WINNING	LAST 10	STRENGTH OF	OPP. STRENGTH	TEAM	ADJ.	CONF.	ADJ CONF.
Average RPI Loss:	259	RECORD	PCT. RANK	GAMES	SCHEDULE	OF SCHEDULE	RPI	RPI	RPI	RPI
DIV. I ONLY	1- 12	337	0-10	326	349	348	348	31	31	
DIV. I NON-CONF.	1- 12	336	0-10	329	349	348	348	31	31	
TOTALS	RPI 1-25	RPI 26-50	W-L RECORDS	RPI 51-100	RPI 101-150	RPI 150+				
1- 12	0- 0	0- 0	OVERALL	0- 0	0- 1	1- 11				
0- 5	0- 0	0- 0	HOME	0- 0	0- 1	0- 4				
1- 6	0- 0	0- 0	AWAY	0- 0	0- 0	1- 6				
0- 1	0- 0	0- 0	NEUTRAL	0- 0	0- 0	0- 1				
1- 12	0- 0	0- 0	NON-CONFERENCE	0- 0	0- 1	1- 11				
0- 5	0- 0	0- 0	HOME	0- 0	0- 1	0- 4				
1- 6	0- 0	0- 0	AWAY	0- 0	0- 0	1- 6				
0- 1	0- 0	0- 0	NEUTRAL	0- 0	0- 0	0- 1				
0- 0	0- 0	0- 0	CONFERENCE	0- 0	0- 0	0- 0				
0- 0	0- 0	0- 0	HOME	0- 0	0- 0	0- 0				
0- 0	0- 0	0- 0	AWAY	0- 0	0- 0	0- 0				
0- 0	0- 0	0- 0	NEUTRAL	0- 0	0- 0	0- 0				

RPI 1-25				RPI 26-50				RPI 51-100				RPI 101+				Team's RPI: 348	
RPI	S	Opponent	Score	RPI	S	Opponent	Score	RPI	S	Opponent	Score	RPI	S	Opponent	Score		
												133	H	North Dakota	53	95	
												171	A	Coastal Caro.	44	85	
												246	A	UNC Asheville	51	82	
												247	N	North Ala.	46	99	
												263	A	UNLV	57	66	
												267	H	Radford	45	60	
												274	H	Presbyterian	49	70	
												280	A	UNCW	46	84	
												297	H	Col. of Charleston	55	76	
												306	A	USC Upstate	47	58	
												310	A	Georgia St.	52	77	
												315	H	Mercer	55	66	
												338	A	Charleston So.	81	75	
LAST 10 Division I																	
				246	A	UNC Asheville	51	82	171	A	Coastal Caro.	44	85				
				315	H	Mercer	55	66	247	N	North Ala.	46	99				
				133	H	North Dakota	53	95	310	A	Georgia St.	52	77				
				263	A	UNLV	57	66	306	A	USC Upstate	47	58				
				297	H	Col. of Charleston	55	76	280	A	UNCW	46	84				

Non-Div I Games:

South Carolina St.

Loss, Non-Conf, S Site, H Home A Away N Neutral

South Dakota

Through Games Of Dec. 29, 2019

Average RPI Win:	148	WON-LOST	WINNING	LAST 10	STRENGTH OF	OPP. STRENGTH	TEAM	ADJ.	CONF.	ADJ CONF.
Average RPI Loss:	4	RECORD	PCT. RANK	GAMES	SCHEDULE	OF SCHEDULE	RPI	RPI	RPI	RPI
DIV. I ONLY	11- 2	32	8-2	118	6	25	25	17	17	
DIV. I NON-CONF.	10- 2	32	7-2	89	5	23	23	17	17	
TOTALS	RPI 1-25	RPI 26-50	W-L RECORDS	RPI 51-100	RPI 101-150	RPI 150+				
11- 2	1- 2	2- 0	OVERALL	0- 0	2- 0	6- 0				
5- 1	1- 1	1- 0	HOME	0- 0	1- 0	2- 0				
4- 1	0- 1	0- 0	AWAY	0- 0	1- 0	3- 0				
2- 0	0- 0	1- 0	NEUTRAL	0- 0	0- 0	1- 0				
10- 2	1- 2	2- 0	NON-CONFERENCE	0- 0	2- 0	5- 0				
5- 1	1- 1	1- 0	HOME	0- 0	1- 0	2- 0				
3- 1	0- 1	0- 0	AWAY	0- 0	1- 0	2- 0				
2- 0	0- 0	1- 0	NEUTRAL	0- 0	0- 0	1- 0				
1- 0	0- 0	0- 0	CONFERENCE	0- 0	0- 0	1- 0				
0- 0	0- 0	0- 0	HOME	0- 0	0- 0	0- 0				
1- 0	0- 0	0- 0	AWAY	0- 0	0- 0	1- 0				
0- 0	0- 0	0- 0	NEUTRAL	0- 0	0- 0	0- 0				

RPI 1-25				RPI 26-50				RPI 51-100				RPI 101+			
RPI	S	Opponent	Score	RPI	S	Opponent	Score	RPI	S	Opponent	Score	RPI	S	Opponent	Score
2	H	Missouri St.	66 74	29	N	Ohio St.	68 53					118	A	Green Bay	66 60
6	A	South Carolina	60 73	33	H	Drake	102 94					128	H	Montana	96 64
14	H	Creighton	72 65									166	N	Northern Ill.	91 48
												186	A	Utah	84 81
												194	H	Missouri	72 56
												200	A	Northeastern	80 76
												229	A	Western Ill.	96 65
												331	H	Coppin St.	82 44
LAST 10 Division I															
14	H	Creighton	72 65	229	A	Western Ill.	96 65								
166	N	Northern Ill.	91 48	6	A	South Carolina	60 73								
29	N	Ohio St.	68 53	128	H	Montana	96 64								
2	H	Missouri St.	66 74	331	H	Coppin St.	82 44								
194	H	Missouri	72 56	186	A	Utah	84 81								

Non-Div I Games: Mt. Marty 110 39

South Dakota

Loss, Non-Conf, S Site, H Home A Away N Neutral

Average RPI Win:	190	WON-LOST	WINNING	LAST 10	STRENGTH OF	OPP. STRENGTH	TEAM	ADJ.	CONF.	ADJ CONF.
Average RPI Loss:	31	RECORD	PCT. RANK	GAMES	SCHEDULE	OF SCHEDULE	RPI	RPI	RPI	RPI
DIV. I ONLY	8- 6	134	6-4	138	17	105	105	17	17	
DIV. I NON-CONF.	7- 6	162	5-4	103	16	108	108	17	17	
TOTALS	RPI 1-25	RPI 26-50	W-L RECORDS	RPI 51-100	RPI 101-150	RPI 150+				
8- 6	0- 2	0- 4	OVERALL	1- 0	3- 0	4- 0				
4- 2	0- 0	0- 2	HOME	0- 0	1- 0	3- 0				
2- 3	0- 2	0- 1	AWAY	0- 0	1- 0	1- 0				
2- 1	0- 0	0- 1	NEUTRAL	1- 0	1- 0	0- 0				
7- 6	0- 2	0- 4	NON-CONFERENCE	1- 0	3- 0	3- 0				
4- 2	0- 0	0- 2	HOME	0- 0	1- 0	3- 0				
1- 3	0- 2	0- 1	AWAY	0- 0	1- 0	0- 0				
2- 1	0- 0	0- 1	NEUTRAL	1- 0	1- 0	0- 0				
1- 0	0- 0	0- 0	CONFERENCE	0- 0	0- 0	1- 0				
0- 0	0- 0	0- 0	HOME	0- 0	0- 0	0- 0				
1- 0	0- 0	0- 0	AWAY	0- 0	0- 0	1- 0				
0- 0	0- 0	0- 0	NEUTRAL	0- 0	0- 0	0- 0				

RPI	S	Opponent	Score	RPI	S	Opponent	Score	RPI	S	Opponent	Score	RPI	S	Opponent	Score	Team's RPI: 105
14	A	Creighton	48 61	30	N	FGCU	70 71	98	N	Notre Dame	65 59	118	A	Green Bay	60 55	
22	A	Oregon	56 95	33	A	Drake	67 74					136	N	South Fla.	61 50	
				38	H	Marquette	58 65					149	H	Montana St.	60 50	
				47	H	Central Mich.	74 79					177	H	Wyoming	67 40	
												233	H	Chattanooga	71 56	
												275	A	Omaha	68 51	
												331	H	Coppin St.	94 41	
LAST 10 Division I																
233	H	Chattanooga	71 56	275	A	Omaha	68 51									
22	A	Oregon	56 95	118	A	Green Bay	60 55									
331	H	Coppin St.	94 41	38	H	Marquette	58 65									
30	N	FGCU	70 71	47	H	Central Mich.	74 79									
98	N	Notre Dame	65 59	136	N	South Fla.	61 50									

Non-Div I Games: Dakota Wesleyan 77 46

South Dakota St.

■ Loss,
 ■ Non-Conf, S Site,
 ■ Home
 ■ Away
 N Neutral

Average RPI Win:	181	WON-LOST	WINNING	LAST 10	STRENGTH OF	OPP. STRENGTH	TEAM	ADJ.	CONF.	ADJ CONF.
Average RPI Loss:	92	RECORD	PCT. RANK	GAMES	SCHEDULE	OF SCHEDULE	RPI	RPI	RPI	RPI
DIV. I ONLY	7- 6	158	4-6	96	82	136	136	9	9	
DIV. I NON-CONF.	7- 6	162	4-6	93	79	140	140	9	9	
TOTALS	RPI 1-25	RPI 26-50	W-L RECORDS	RPI 51-100	RPI 101-150	RPI 150+				
7- 6	0- 1	0- 2	OVERALL	1- 1	1- 1	5- 1				
7- 0	0- 0	0- 0	HOME	1- 0	1- 0	5- 0				
0- 2	0- 0	0- 1	AWAY	0- 0	0- 0	0- 1				
0- 4	0- 1	0- 1	NEUTRAL	0- 1	0- 1	0- 0				
7- 6	0- 1	0- 2	NON-CONFERENCE	1- 1	1- 1	5- 1				
7- 0	0- 0	0- 0	HOME	1- 0	1- 0	5- 0				
0- 2	0- 0	0- 1	AWAY	0- 0	0- 0	0- 1				
0- 4	0- 1	0- 1	NEUTRAL	0- 1	0- 1	0- 0				
0- 0	0- 0	0- 0	CONFERENCE	0- 0	0- 0	0- 0				
0- 0	0- 0	0- 0	HOME	0- 0	0- 0	0- 0				
0- 0	0- 0	0- 0	AWAY	0- 0	0- 0	0- 0				
0- 0	0- 0	0- 0	NEUTRAL	0- 0	0- 0	0- 0				

RPI S	Opponent	Score	RPI S	Opponent	Score	RPI S	Opponent	Score	RPI S	Opponent	Score	Team's RPI: 136
18 N	Mississippi St.	61 86	30 N	FGCU	77 81	93 H	Texas	64 57	105 N	South Dakota St.	50 61	
			37 A	Baylor	46 58	98 N	Notre Dame	51 67	110 H	Idaho	67 64	
									173 H	Howard	82 53	
									195 H	VCU	77 55	
									197 H	Jacksonville	70 39	
									206 H	Saint Francis (PA)	62 23	
									263 A	UNLV	51 61	
									292 H	Alabama St.	80 29	
LAST 10 Division I												
98 N	Notre Dame	51 67	263 A	UNLV	51 61							
30 N	FGCU	77 81	18 N	Mississippi St.	61 86							
105 N	South Dakota St.	50 61	110 H	Idaho	67 64							
206 H	Saint Francis (PA)	62 23	292 H	Alabama St.	80 29							
37 A	Baylor	46 58	195 H	VCU	77 55							

Non-Div I Games:

South Fla.

Average RPI Win:	262	WON-LOST	WINNING	LAST 10	STRENGTH OF	OPP. STRENGTH	TEAM	ADJ.	CONF.	ADJ CONF.
Average RPI Loss:	161	RECORD	PCT. RANK	GAMES	SCHEDULE	OF SCHEDULE	RPI	RPI	RPI	RPI
DIV. I ONLY	6- 3	85	6-3	324	176	156	156	19	19	
DIV. I NON-CONF.	6- 3	87	6-3	326	177	156	156	20	20	
TOTALS	RPI 1-25	RPI 26-50	W-L RECORDS	RPI 51-100	RPI 101-150	RPI 150+				
6- 3	0- 0	0- 1	OVERALL	1- 0	0- 0	5- 2				
2- 0	0- 0	0- 0	HOME	1- 0	0- 0	1- 0				
4- 3	0- 0	0- 1	AWAY	0- 0	0- 0	4- 2				
0- 0	0- 0	0- 0	NEUTRAL	0- 0	0- 0	0- 0				
6- 3	0- 0	0- 1	NON-CONFERENCE	1- 0	0- 0	5- 2				
2- 0	0- 0	0- 0	HOME	1- 0	0- 0	1- 0				
4- 3	0- 0	0- 1	AWAY	0- 0	0- 0	4- 2				
0- 0	0- 0	0- 0	NEUTRAL	0- 0	0- 0	0- 0				
0- 0	0- 0	0- 0	CONFERENCE	0- 0	0- 0	0- 0				
0- 0	0- 0	0- 0	HOME	0- 0	0- 0	0- 0				
0- 0	0- 0	0- 0	AWAY	0- 0	0- 0	0- 0				
0- 0	0- 0	0- 0	NEUTRAL	0- 0	0- 0	0- 0				

RPI 1-25			RPI 26-50			RPI 51-100			RPI 101+			Team's RPI: 156
RPI	S	Opponent	Score	RPI	S	Opponent	Score	RPI	S	Opponent	Score	
48	A	Saint Louis	61 76	86	H	Southern Ill.	79 65	207	A	Eastern Mich.	64 69	
								229	A	Western Ill.	91 97	
								243	A	Arkansas St.	79 67	
								288	A	Indiana St.	68 58	
								293	A	Ole Miss	70 53	
								325	A	Purdue Fort Wayne	58 48	
								335	H	Evansville	83 60	
LAST 10 Division I												
48	A	Saint Louis	61 76	288	A	Indiana St.	68 58					
325	A	Purdue Fort Wayne	58 48	229	A	Western Ill.	91 97					
207	A	Eastern Mich.	64 69	293	A	Ole Miss	70 53					
243	A	Arkansas St.	79 67	86	H	Southern Ill.	79 65					
335	H	Evansville	83 60									

Non-Div I Games: Harris-Stowe 106 64 Mo.-St. Louis 70 56

Southeast Mo. St.

Loss, Non-Conf, S Site, H Home A Away N Neutral

Average RPI Win:	279	WON-LOST	WINNING	LAST 10	STRENGTH OF	OPP. STRENGTH	TEAM	ADJ.	CONF.	ADJ CONF.
Average RPI Loss:	140	RECORD	PCT. RANK	GAMES	SCHEDULE	OF SCHEDULE	RPI	RPI	RPI	RPI
DIV. I ONLY	3- 7	255	3-7	195	275	226	226	26	26	
DIV. I NON-CONF.	2- 6	276	2-6	119	310	217	217	24	24	
TOTALS	RPI 1-25	RPI 26-50	W-L RECORDS	RPI 51-100	RPI 101-150	RPI 150+				
3- 7	0- 0	0- 1	OVERALL	0- 1	0- 1	3- 4				
1- 1	0- 0	0- 0	HOME	0- 0	0- 0	1- 1				
2- 6	0- 0	0- 1	AWAY	0- 1	0- 1	2- 3				
0- 0	0- 0	0- 0	NEUTRAL	0- 0	0- 0	0- 0				
2- 6	0- 0	0- 1	NON-CONFERENCE	0- 1	0- 1	2- 3				
1- 0	0- 0	0- 0	HOME	0- 0	0- 0	1- 0				
1- 6	0- 0	0- 1	AWAY	0- 1	0- 1	1- 3				
0- 0	0- 0	0- 0	NEUTRAL	0- 0	0- 0	0- 0				
1- 1	0- 0	0- 0	CONFERENCE	0- 0	0- 0	1- 1				
0- 1	0- 0	0- 0	HOME	0- 0	0- 0	0- 1				
1- 0	0- 0	0- 0	AWAY	0- 0	0- 0	1- 0				
0- 0	0- 0	0- 0	NEUTRAL	0- 0	0- 0	0- 0				

RPI	S	Opponent	Score	RPI	S	Opponent	Score	RPI	S	Opponent	Score	RPI	S	Opponent	Score	Team's RPI: 226
42	A	LSU	52 62	87	A	Alabama	50 87	104	A	Houston	65 78	151	H	Lamar University	57 65	
								187	A	Louisiana	50 60	193	A	Southern Miss.	54 62	
								218	A	Louisiana Tech	78 92	232	H	Jackson St.	63 59	
								257	A	Houston Baptist	69 59	349	A	La.-Monroe	65 52	
LAST 10 Division I																
349	A	La.-Monroe	65 52	87	A	Alabama	50 87	257	A	Houston Baptist	69 59	151	H	Lamar University	57 65	
42	A	LSU	52 62	218	A	Louisiana Tech	78 92	232	H	Jackson St.	63 59					
187	A	Louisiana	50 60													
193	A	Southern Miss.	54 62													
104	A	Houston	65 78													

Non-Div I Games: LSU-Alexandria 89 67

Southeastern La.

■ Loss,
 ■ Non-Conf, S Site,
 ■ Home
 ■ Away
 N Neutral

Average RPI Win:	220	WON-LOST	WINNING	LAST 10	STRENGTH OF	OPP. STRENGTH	TEAM	ADJ.	CONF.	ADJ CONF.
Average RPI Loss:	94	RECORD	PCT. RANK	GAMES	SCHEDULE	OF SCHEDULE	RPI	RPI	RPI	RPI
DIV. I ONLY	8- 4	85	6-4	113	168	82	82	1	1	
DIV. I NON-CONF.	8- 3	67	6-3	180	191	99	99	1	1	
TOTALS	RPI 1-25	RPI 26-50	W-L RECORDS	RPI 51-100	RPI 101-150	RPI 150+				
8- 4	1- 2	0- 0	OVERALL	1- 1	0- 0	6- 1				
5- 1	1- 1	0- 0	HOME	0- 0	0- 0	4- 0				
2- 2	0- 1	0- 0	AWAY	0- 0	0- 0	2- 1				
1- 1	0- 0	0- 0	NEUTRAL	1- 1	0- 0	0- 0				
8- 3	1- 1	0- 0	NON-CONFERENCE	1- 1	0- 0	6- 1				
5- 1	1- 1	0- 0	HOME	0- 0	0- 0	4- 0				
2- 1	0- 0	0- 0	AWAY	0- 0	0- 0	2- 1				
1- 1	0- 0	0- 0	NEUTRAL	1- 1	0- 0	0- 0				
0- 1	0- 1	0- 0	CONFERENCE	0- 0	0- 0	0- 0				
0- 0	0- 0	0- 0	HOME	0- 0	0- 0	0- 0				
0- 1	0- 1	0- 0	AWAY	0- 0	0- 0	0- 0				
0- 0	0- 0	0- 0	NEUTRAL	0- 0	0- 0	0- 0				

RPI 1-25				RPI 26-50				RPI 51-100 Team's RPI: 82				RPI 101+			
RPI	S	Opponent	Score	RPI	S	Opponent	Score	RPI	S	Opponent	Score	RPI	S	Opponent	Score
10	A	UCLA	59 83					74	N	Nebraska	54 67	235	A	CSUN	69 53
11	H	Texas A&M	64 74					87	N	Alabama	60 57	237	H	Long Beach St.	57 40
21	H	Virginia	59 49									263	H	UNLV	75 54
												270	A	UC Riverside	76 59
												282	A	UC Santa Barbara	46 57
												308	H	Nevada	50 47
												342	H	UTRGV	80 43
LAST 10 Division I															
				87	N	Alabama	60 57	10	A	UCLA	59 83				
				74	N	Nebraska	54 67	237	H	Long Beach St.	57 40				
				11	H	Texas A&M	64 74	308	H	Nevada	50 47				
				282	A	UC Santa Barbara	46 57	342	H	UTRGV	80 43				
				270	A	UC Riverside	76 59	263	H	UNLV	75 54				

Non-Div I Games:

Southern California

■ Loss,
 ■ Non-Conf,
 ■ S Site,
 ■ H Home
 ■ A Away
 N Neutral

Average RPI Win:	188	WON-LOST	WINNING	LAST 10	STRENGTH OF	OPP. STRENGTH	TEAM	ADJ.	CONF.	ADJ CONF.
Average RPI Loss:	125	RECORD	PCT. RANK	GAMES	SCHEDULE	OF SCHEDULE	RPI	RPI	RPI	RPI
DIV. I ONLY	8- 3	70	7-3	203	165	86	86	7	7	
DIV. I NON-CONF.	8- 3	67	7-3	196	164	87	87	7	7	
TOTALS	RPI 1-25	RPI 26-50	W-L RECORDS	RPI 51-100	RPI 101-150	RPI 150+				
8- 3	0- 0	1- 0	OVERALL	0- 1	1- 1	6- 1				
4- 1	0- 0	1- 0	HOME	0- 0	1- 1	2- 0				
3- 2	0- 0	0- 0	AWAY	0- 1	0- 0	3- 1				
1- 0	0- 0	0- 0	NEUTRAL	0- 0	0- 0	1- 0				
8- 3	0- 0	1- 0	NON-CONFERENCE	0- 1	1- 1	6- 1				
4- 1	0- 0	1- 0	HOME	0- 0	1- 1	2- 0				
3- 2	0- 0	0- 0	AWAY	0- 1	0- 0	3- 1				
1- 0	0- 0	0- 0	NEUTRAL	0- 0	0- 0	1- 0				
0- 0	0- 0	0- 0	CONFERENCE	0- 0	0- 0	0- 0				
0- 0	0- 0	0- 0	HOME	0- 0	0- 0	0- 0				
0- 0	0- 0	0- 0	AWAY	0- 0	0- 0	0- 0				
0- 0	0- 0	0- 0	NEUTRAL	0- 0	0- 0	0- 0				

RPI 1-25				RPI 26-50				RPI 51-100				Team's RPI: 86	RPI 101+			
RPI	S	Opponent	Score	RPI	S	Opponent	Score	RPI	S	Opponent	Score		RPI	S	Opponent	Score
				48	H	Saint Louis	61 53						135	H	UT Martin	70 59
								76	A	IUPUI	78 81		143	H	Memphis	66 70
													156	A	Southeast Mo. St.	65 79
													166	A	Northern Ill.	80 61
													192	H	Murray St.	76 66
													207	A	Eastern Mich.	85 54
													229	N	Western Ill.	79 65
													230	H	Tennessee Tech	76 65
													298	A	SIUE	103 67
LAST 10 Division I																
				48	H	Saint Louis	61 53						166	A	Northern Ill.	80 61
				207	A	Eastern Mich.	85 54						229	N	Western Ill.	79 65
				143	H	Memphis	66 70						192	H	Murray St.	76 66
				230	H	Tennessee Tech	76 65						156	A	Southeast Mo. St.	65 79
				76	A	IUPUI	78 81						135	H	UT Martin	70 59

Non-Div I Games:

Southern Ill.

Average RPI Win:	278	WON-LOST	WINNING	LAST 10	STRENGTH OF	OPP. STRENGTH	TEAM	ADJ.	CONF.	ADJ CONF.
Average RPI Loss:	99	RECORD	PCT. RANK	GAMES	SCHEDULE	OF SCHEDULE	RPI	RPI	RPI	RPI
DIV. I ONLY	6- 3	85	6-3	301	185	193	193	15	15	
DIV. I NON-CONF.	6- 3	87	6-3	301	184	189	189	15	15	
TOTALS	RPI 1-25	RPI 26-50	W-L RECORDS	RPI 51-100	RPI 101-150	RPI 150+				
6- 3	0- 1	0- 0	OVERALL	0- 0	0- 1	6- 1				
5- 1	0- 0	0- 0	HOME	0- 0	0- 0	5- 1				
1- 2	0- 1	0- 0	AWAY	0- 0	0- 1	1- 0				
0- 0	0- 0	0- 0	NEUTRAL	0- 0	0- 0	0- 0				
6- 3	0- 1	0- 0	NON-CONFERENCE	0- 0	0- 1	6- 1				
5- 1	0- 0	0- 0	HOME	0- 0	0- 0	5- 1				
1- 2	0- 1	0- 0	AWAY	0- 0	0- 1	1- 0				
0- 0	0- 0	0- 0	NEUTRAL	0- 0	0- 0	0- 0				
0- 0	0- 0	0- 0	CONFERENCE	0- 0	0- 0	0- 0				
0- 0	0- 0	0- 0	HOME	0- 0	0- 0	0- 0				
0- 0	0- 0	0- 0	AWAY	0- 0	0- 0	0- 0				
0- 0	0- 0	0- 0	NEUTRAL	0- 0	0- 0	0- 0				

RPI S	Opponent	Score	RPI S	Opponent	Score	RPI S	Opponent	Score	RPI S	Opponent	Score	Team's RPI: 193
18	A Mississippi St.	58 91							104	A Houston	60 75	
									176	H Tulane	58 62	
									195	H VCU	51 39	
									226	H Southeastern La.	62 54	
									259	H South Alabama	62 55	
									293	H Ole Miss	59 53	
									344	H Mississippi Val.	84 80	
									349	A La.-Monroe	57 42	
LAST 10 Division I												
293	H Ole Miss	59 53	104	A Houston	60 75							
349	A La.-Monroe	57 42	259	H South Alabama	62 55							
226	H Southeastern La.	62 54	176	H Tulane	58 62							
18	A Mississippi St.	58 91	195	H VCU	51 39							
			344	H Mississippi Val.	84 80							

Non-Div I Games: Faulkner 71 59 William Carey 77 47

Southern Miss.

Average RPI Win:	0	WON-LOST	WINNING	LAST 10	STRENGTH OF	OPP. STRENGTH	TEAM	ADJ.	CONF.	ADJ CONF.
Average RPI Loss:	115	RECORD	PCT. RANK	GAMES	SCHEDULE	OF SCHEDULE	RPI	RPI	RPI	RPI
DIV. I ONLY	0- 9	339	0-9	9	269	244	244	28	28	
DIV. I NON-CONF.	0- 9	338	0-9	9	268	246	246	28	28	
TOTALS	RPI 1-25	RPI 26-50	W-L RECORDS	RPI 51-100	RPI 101-150	RPI 150+				
0- 9	0- 0	0- 1	OVERALL	0- 3	0- 3	0- 2				
0- 0	0- 0	0- 0	HOME	0- 0	0- 0	0- 0				
0- 7	0- 0	0- 1	AWAY	0- 3	0- 2	0- 1				
0- 2	0- 0	0- 0	NEUTRAL	0- 0	0- 1	0- 1				
0- 9	0- 0	0- 1	NON-CONFERENCE	0- 3	0- 3	0- 2				
0- 0	0- 0	0- 0	HOME	0- 0	0- 0	0- 0				
0- 7	0- 0	0- 1	AWAY	0- 3	0- 2	0- 1				
0- 2	0- 0	0- 0	NEUTRAL	0- 0	0- 1	0- 1				
0- 0	0- 0	0- 0	CONFERENCE	0- 0	0- 0	0- 0				
0- 0	0- 0	0- 0	HOME	0- 0	0- 0	0- 0				
0- 0	0- 0	0- 0	AWAY	0- 0	0- 0	0- 0				
0- 0	0- 0	0- 0	NEUTRAL	0- 0	0- 0	0- 0				

RPI 1-25				RPI 26-50				RPI 51-100				RPI 101+				Team's RPI: 244	
RPI	S	Opponent	Score	RPI	S	Opponent	Score	RPI	S	Opponent	Score	RPI	S	Opponent	Score		
				32	A	Rutgers	58 78	52	A	Oklahoma St.	59 72	103	N	Washington St.	54 69		
								74	A	Nebraska	39 73	129	A	Wichita St.	63 69		
								93	A	Texas	39 93	145	A	Fordham	52 65		
												157	A	Iowa St.	36 69		
												246	N	UNC Asheville	34 53		
LAST 10 Division I																	
				246	N	UNC Asheville	34 53	103	N	Washington St.	54 69						
				74	A	Nebraska	39 73	52	A	Oklahoma St.	59 72						
				129	A	Wichita St.	63 69	145	A	Fordham	52 65						
				157	A	Iowa St.	36 69	32	A	Rutgers	58 78						
								93	A	Texas	39 93						

Non-Div I Games: Tougaloo 100 39 Wiley 78 55

Southern U.

■ Loss,
 ■ Non-Conf,
 ■ S Site,
 ■ Home
 ■ A Away
 N Neutral

Southern Utah

Through Games Of Dec. 29, 2019

Average RPI Win:	257	WON-LOST	WINNING	LAST 10	STRENGTH OF	OPP. STRENGTH	TEAM	ADJ.	CONF.	ADJ CONF.
Average RPI Loss:	179	RECORD	PCT. RANK	GAMES	SCHEDULE	OF SCHEDULE	RPI	RPI	RPI	RPI
DIV. I ONLY	6- 3	85	6-3	305	190	161	161	20	20	
DIV. I NON-CONF.	6- 3	87	6-3	305	190	165	165	19	19	
TOTALS	RPI 1-25	RPI 26-50	W-L RECORDS	RPI 51-100	RPI 101-150	RPI 150+				
6- 3	0- 1	0- 0	OVERALL	0- 0	0- 0	6- 2				
5- 0	0- 0	0- 0	HOME	0- 0	0- 0	5- 0				
1- 3	0- 1	0- 0	AWAY	0- 0	0- 0	1- 2				
0- 0	0- 0	0- 0	NEUTRAL	0- 0	0- 0	0- 0				
6- 3	0- 1	0- 0	NON-CONFERENCE	0- 0	0- 0	6- 2				
5- 0	0- 0	0- 0	HOME	0- 0	0- 0	5- 0				
1- 3	0- 1	0- 0	AWAY	0- 0	0- 0	1- 2				
0- 0	0- 0	0- 0	NEUTRAL	0- 0	0- 0	0- 0				
0- 0	0- 0	0- 0	CONFERENCE	0- 0	0- 0	0- 0				
0- 0	0- 0	0- 0	HOME	0- 0	0- 0	0- 0				
0- 0	0- 0	0- 0	AWAY	0- 0	0- 0	0- 0				
0- 0	0- 0	0- 0	NEUTRAL	0- 0	0- 0	0- 0				

RPI 1-25				RPI 26-50				RPI 51-100				RPI 101+ Team's RPI: 161			
RPI	S	Opponent	Score	RPI	S	Opponent	Score	RPI	S	Opponent	Score	RPI	S	Opponent	Score
4	A	Oregon St.	45 95									208	H	Cal St. Fullerton	79 63
												213	H	Oral Roberts	72 58
												241	H	UC Irvine	82 68
												255	A	Grand Canyon	65 69
												263	H	UNLV	72 68
												270	H	UC Riverside	79 68
												279	A	Denver	73 81
												347	A	Utah Valley	71 58
LAST 10 Division I															
270	H	UC Riverside	79 68	241	H	UC Irvine	82 68								
279	A	Denver	73 81	213	H	Oral Roberts	72 58								
347	A	Utah Valley	71 58	4	A	Oregon St.	45 95								
208	H	Cal St. Fullerton	79 63	263	H	UNLV	72 68								
				255	A	Grand Canyon	65 69								

Non-Div I Games:

Southern Utah

■ Loss,
 ■ Non-Conf,
 ■ S Site,
 ■ H Home
 ■ A Away
 N Neutral

St. Bonaventure

Through Games Of Dec. 29, 2019

Average RPI Win:	234	WON-LOST	WINNING	LAST 10	STRENGTH OF	OPP. STRENGTH	TEAM	ADJ.	CONF.	ADJ CONF.
Average RPI Loss:	132	RECORD	PCT. RANK	GAMES	SCHEDULE	OF SCHEDULE	RPI	RPI	RPI	RPI
DIV. I ONLY	3- 10	280	2-8	108	278	281	281	12	12	
DIV. I NON-CONF.	3- 10	281	2-8	105	275	283	283	12	12	
TOTALS	RPI 1-25	RPI 26-50	W-L RECORDS	RPI 51-100	RPI 101-150	RPI 150+				
3- 10	0- 0	0- 0	OVERALL	0- 4	0- 3	3- 3				
2- 5	0- 0	0- 0	HOME	0- 2	0- 1	2- 2				
0- 4	0- 0	0- 0	AWAY	0- 2	0- 1	0- 1				
1- 1	0- 0	0- 0	NEUTRAL	0- 0	0- 1	1- 0				
3- 10	0- 0	0- 0	NON-CONFERENCE	0- 4	0- 3	3- 3				
2- 5	0- 0	0- 0	HOME	0- 2	0- 1	2- 2				
0- 4	0- 0	0- 0	AWAY	0- 2	0- 1	0- 1				
1- 1	0- 0	0- 0	NEUTRAL	0- 0	0- 1	1- 0				
0- 0	0- 0	0- 0	CONFERENCE	0- 0	0- 0	0- 0				
0- 0	0- 0	0- 0	HOME	0- 0	0- 0	0- 0				
0- 0	0- 0	0- 0	AWAY	0- 0	0- 0	0- 0				
0- 0	0- 0	0- 0	NEUTRAL	0- 0	0- 0	0- 0				

RPI 1-25			RPI 26-50			RPI 51-100			RPI 101+			Team's RPI: 281
RPI	S	Opponent	Score	RPI	S	Opponent	Score	RPI	S	Opponent	Score	
						68 H St. John's (NY)	56 68	107 A Binghamton		67 78		
						71 H Buffalo	36 46	120 N Saint Mary's (CA)		57 72		
						78 A Kent St.	58 81	127 H Akron		54 63		
						97 A Bucknell	60 68	154 H Cleveland St.		62 65		
								159 H Cornell		42 70		
								191 N Wright St.		57 56		
								227 H Niagara		71 67		
								285 H Oakland		80 66		
								343 A Canisius		82 84		
LAST 10 Division I												
						159 H Cornell	42 70	285 H Oakland		80 66		
						120 N Saint Mary's (CA)	57 72	71 H Buffalo		36 46		
						191 N Wright St.	57 56	78 A Kent St.		58 81		
						343 A Canisius	82 84	107 A Binghamton		67 78		
						97 A Bucknell	60 68	154 H Cleveland St.		62 65		

Non-Div I Games:

St. Bonaventure

Loss, Non-Conf, S Site, H Home A Away N Neutral

Average RPI Win:	297	WON-LOST	WINNING	LAST 10	STRENGTH OF	OPP. STRENGTH	TEAM	ADJ.	CONF.	ADJ CONF.
Average RPI Loss:	130	RECORD	PCT. RANK	GAMES	SCHEDULE	OF SCHEDULE	RPI	RPI	RPI	RPI
DIV. I ONLY	3- 7	255	3-7	189	256	260	260	30	30	
DIV. I NON-CONF.	3- 7	255	3-7	185	259	262	262	30	30	
TOTALS	RPI 1-25	RPI 26-50	W-L RECORDS	RPI 51-100	RPI 101-150	RPI 150+				
3- 7	0- 1	0- 1	OVERALL	0- 3	0- 0	3- 2				
2- 1	0- 0	0- 0	HOME	0- 1	0- 0	2- 0				
1- 4	0- 1	0- 1	AWAY	0- 1	0- 0	1- 1				
0- 2	0- 0	0- 0	NEUTRAL	0- 1	0- 0	0- 1				
3- 7	0- 1	0- 1	NON-CONFERENCE	0- 3	0- 0	3- 2				
2- 1	0- 0	0- 0	HOME	0- 1	0- 0	2- 0				
1- 4	0- 1	0- 1	AWAY	0- 1	0- 0	1- 1				
0- 2	0- 0	0- 0	NEUTRAL	0- 1	0- 0	0- 1				
0- 0	0- 0	0- 0	CONFERENCE	0- 0	0- 0	0- 0				
0- 0	0- 0	0- 0	HOME	0- 0	0- 0	0- 0				
0- 0	0- 0	0- 0	AWAY	0- 0	0- 0	0- 0				
0- 0	0- 0	0- 0	NEUTRAL	0- 0	0- 0	0- 0				

RPI 1-25				RPI 26-50				RPI 51-100				RPI 101+				Team's RPI: 260
RPI	S	Opponent	Score	RPI	S	Opponent	Score	RPI	S	Opponent	Score	RPI	S	Opponent	Score	
17	A	Princeton	44 76	38	A	Marquette	71 92	90	H	Stony Brook	73 86	266	N	Ga. Southern	47 78	
								92	N	Pacific	62 71	273	H	Army West Point	70 64	
								96	A	Boston College	69 106	289	H	Loyola Maryland	89 78	
												311	A	NJIT	69 88	
												330	A	Albany (NY)	49 41	
LAST 10 Division I																
266	N	Ga. Southern	47 78	17	A	Princeton	44 76	311	A	NJIT	69 88	289	H	Loyola Maryland	89 78	
92	N	Pacific	62 71	38	A	Marquette	71 92	273	H	Army West Point	70 64	330	A	Albany (NY)	49 41	
330	A	Albany (NY)	49 41	90	H	Stony Brook	73 86	96	A	Boston College	69 106					

Non-Div I Games: East Stroudsburg 84 62

St. Francis Brooklyn

Loss, Non-Conf, S Site, H Home A Away N Neutral

Average RPI Win:	209	WON-LOST	WINNING	LAST 10	STRENGTH OF	OPP. STRENGTH	TEAM	ADJ.	CONF.	ADJ CONF.
Average RPI Loss:	96	RECORD	PCT. RANK	GAMES	SCHEDULE	OF SCHEDULE	RPI	RPI	RPI	RPI
DIV. I ONLY	8- 4	85	6-4	135	124	68	68	6	6	
DIV. I NON-CONF.	7- 4	99	5-4	82	142	61	61	6	6	
TOTALS	RPI 1-25	RPI 26-50	W-L RECORDS	RPI 51-100	RPI 101-150	RPI 150+				
8- 4	0- 1	1- 1	OVERALL	0- 1	1- 0	6- 1				
5- 0	0- 0	0- 0	HOME	0- 0	1- 0	4- 0				
3- 3	0- 1	1- 1	AWAY	0- 0	0- 0	2- 1				
0- 1	0- 0	0- 0	NEUTRAL	0- 1	0- 0	0- 0				
7- 4	0- 1	1- 1	NON-CONFERENCE	0- 1	1- 0	5- 1				
5- 0	0- 0	0- 0	HOME	0- 0	1- 0	4- 0				
2- 3	0- 1	1- 1	AWAY	0- 0	0- 0	1- 1				
0- 1	0- 0	0- 0	NEUTRAL	0- 1	0- 0	0- 0				
1- 0	0- 0	0- 0	CONFERENCE	0- 0	0- 0	1- 0				
0- 0	0- 0	0- 0	HOME	0- 0	0- 0	0- 0				
1- 0	0- 0	0- 0	AWAY	0- 0	0- 0	1- 0				
0- 0	0- 0	0- 0	NEUTRAL	0- 0	0- 0	0- 0				

RPI 1-25				RPI 26-50				RPI 51-100				Team's RPI: 68		RPI 101+			
RPI	S	Opponent	Score	RPI	S	Opponent	Score	RPI	S	Opponent	Score			RPI	S	Opponent	Score
8	A	Florida St.	70 74	36	A	James Madison	73 76	76	N	IUPUI	78 85			116	H	Wake Forest	82 74
				41	A	Yale	80 66							153	H	Massachusetts	82 71
														258	A	Xavier	75 67
														263	A	UNLV	75 79
														271	H	Fairfield	71 69
														273	H	Army West Point	96 60
														278	H	Lafayette	76 44
														281	A	St. Bonaventure	68 56
LAST 10 Division I																	
				258	A	Xavier	75 67					273	H	Army West Point	96 60		
				271	H	Fairfield	71 69					41	A	Yale	80 66		
				8	A	Florida St.	70 74					263	A	UNLV	75 79		
				116	H	Wake Forest	82 74					76	N	IUPUI	78 85		
				36	A	James Madison	73 76					153	H	Massachusetts	82 71		

Non-Div I Games:

St. John's (NY)

■ Loss,
 ■ Non-Conf,
 ■ S Site,
 ■ H Home
 ■ A Away
 N Neutral

Average RPI Win:	124	WON-LOST	WINNING	LAST 10	STRENGTH OF	OPP. STRENGTH	TEAM	ADJ.	CONF.	ADJ CONF.
Average RPI Loss:	93	RECORD	PCT. RANK	GAMES	SCHEDULE	OF SCHEDULE	RPI	RPI	RPI	RPI
DIV. I ONLY	11- 1	16	9-1	18	59	5	5	1	1	
DIV. I NON-CONF.	11- 1	14	9-1	19	56	5	5	1	1	
TOTALS	RPI 1-25	RPI 26-50	W-L RECORDS	RPI 51-100	RPI 101-150	RPI 150+				
11- 1	2- 0	1- 0	OVERALL	2- 1	3- 0	3- 0				
7- 0	1- 0	1- 0	HOME	1- 0	2- 0	2- 0				
1- 1	0- 0	0- 0	AWAY	0- 1	1- 0	0- 0				
3- 0	1- 0	0- 0	NEUTRAL	1- 0	0- 0	1- 0				
11- 1	2- 0	1- 0	NON-CONFERENCE	2- 1	3- 0	3- 0				
7- 0	1- 0	1- 0	HOME	1- 0	2- 0	2- 0				
1- 1	0- 0	0- 0	AWAY	0- 1	1- 0	0- 0				
3- 0	1- 0	0- 0	NEUTRAL	1- 0	0- 0	1- 0				
0- 0	0- 0	0- 0	CONFERENCE	0- 0	0- 0	0- 0				
0- 0	0- 0	0- 0	HOME	0- 0	0- 0	0- 0				
0- 0	0- 0	0- 0	AWAY	0- 0	0- 0	0- 0				
0- 0	0- 0	0- 0	NEUTRAL	0- 0	0- 0	0- 0				

RPI 1-25				Team's RPI: 5				RPI 26-50				RPI 51-100				RPI 101+			
RPI	S	Opponent	Score					RPI	S	Opponent	Score					RPI	S	Opponent	Score
7	H	Gonzaga	76 70					29	H	Ohio St.	71 52					71	H	Tennessee	78 51
18	N	Mississippi St.	67 62													93	A	Northern Colo.	90 36
																144	A	San Francisco	97 71
																231	H	UC Davis	67 55
																250	N	California Baptist	83 78
																261	H	Eastern Wash.	92 27
LAST 10 Division I																			
231	H	UC Davis	67 55					29	H	Ohio St.	71 52								
93	A	Texas	64 69					18	N	Mississippi St.	67 62								
117	H	Tennessee	78 51					94	N	Syracuse	77 59								
7	H	Gonzaga	76 70					250	N	California Baptist	83 78								
139	H	Northern Colo.	90 36					71	H	Buffalo	88 69								

Non-Div I Games:

Stanford

Average RPI Win:	284	WON-LOST	WINNING	LAST 10	STRENGTH OF	OPP. STRENGTH	TEAM	ADJ.	CONF.	ADJ CONF.
Average RPI Loss:	110	RECORD	PCT. RANK	GAMES	SCHEDULE	OF SCHEDULE	RPI	RPI	RPI	RPI
DIV. I ONLY	3- 6	238	3-6	143	240	219	219	14	14	
DIV. I NON-CONF.	3- 6	234	3-6	141	242	220	220	14	14	
TOTALS	RPI 1-25	RPI 26-50	W-L RECORDS	RPI 51-100	RPI 101-150	RPI 150+				
3- 6	0- 0	0- 1	OVERALL	0- 2	0- 2	3- 1				
2- 1	0- 0	0- 0	HOME	0- 0	0- 1	2- 0				
1- 4	0- 0	0- 1	AWAY	0- 2	0- 1	1- 0				
0- 1	0- 0	0- 0	NEUTRAL	0- 0	0- 0	0- 1				
3- 6	0- 0	0- 1	NON-CONFERENCE	0- 2	0- 2	3- 1				
2- 1	0- 0	0- 0	HOME	0- 0	0- 1	2- 0				
1- 4	0- 0	0- 1	AWAY	0- 2	0- 1	1- 0				
0- 1	0- 0	0- 0	NEUTRAL	0- 0	0- 0	0- 1				
0- 0	0- 0	0- 0	CONFERENCE	0- 0	0- 0	0- 0				
0- 0	0- 0	0- 0	HOME	0- 0	0- 0	0- 0				
0- 0	0- 0	0- 0	AWAY	0- 0	0- 0	0- 0				
0- 0	0- 0	0- 0	NEUTRAL	0- 0	0- 0	0- 0				

RPI 1-25				RPI 26-50				RPI 51-100				RPI 101+				Team's RPI: 219	
RPI	S	Opponent	Score	RPI	S	Opponent	Score	RPI	S	Opponent	Score	RPI	S	Opponent	Score		
				26	A	Kentucky	48 67	70	A	UCF	40 66	117	A	Tennessee	46 73		
								91	A	Penn	41 81	147	H	Bethune-Cookman	55 59		
												205	H	Tulsa	66 60		
												206	N	Saint Francis (PA)	73 78		
												305	A	Morehead St.	58 55		
												343	H	Canisius	68 52		
LAST 10 Division I																	
				147	H	Bethune-Cookman	55 59	91	A	Penn	41 81						
				343	H	Canisius	68 52	70	A	UCF	40 66						
				205	H	Tulsa	66 60	117	A	Tennessee	46 73						
				26	A	Kentucky	48 67	206	N	Saint Francis (PA)	73 78						
								305	A	Morehead St.	58 55						

Non-Div I Games: Palm Beach Atl. 77 46 Trinity Baptist 116 40 Fla. National 80 37

Stetson

Average RPI Win:	246	WON-LOST	WINNING	LAST 10	STRENGTH OF	OPP. STRENGTH	TEAM	ADJ.	CONF.	ADJ CONF.
Average RPI Loss:	43	RECORD	PCT. RANK	GAMES	SCHEDULE	OF SCHEDULE	RPI	RPI	RPI	RPI
DIV. I ONLY	11- 1	16	9-1	318	171	90	90	27	27	
DIV. I NON-CONF.	11- 1	14	9-1	319	170	91	91	27	27	
TOTALS	RPI 1-25	RPI 26-50	W-L RECORDS	RPI 51-100	RPI 101-150	RPI 150+				
11- 1	0- 0	0- 1	OVERALL	1- 0	0- 0	10- 0				
4- 0	0- 0	0- 0	HOME	1- 0	0- 0	3- 0				
5- 1	0- 0	0- 1	AWAY	0- 0	0- 0	5- 0				
2- 0	0- 0	0- 0	NEUTRAL	0- 0	0- 0	2- 0				
11- 1	0- 0	0- 1	NON-CONFERENCE	1- 0	0- 0	10- 0				
4- 0	0- 0	0- 0	HOME	1- 0	0- 0	3- 0				
5- 1	0- 0	0- 1	AWAY	0- 0	0- 0	5- 0				
2- 0	0- 0	0- 0	NEUTRAL	0- 0	0- 0	2- 0				
0- 0	0- 0	0- 0	CONFERENCE	0- 0	0- 0	0- 0				
0- 0	0- 0	0- 0	HOME	0- 0	0- 0	0- 0				
0- 0	0- 0	0- 0	AWAY	0- 0	0- 0	0- 0				
0- 0	0- 0	0- 0	NEUTRAL	0- 0	0- 0	0- 0				

RPI 1-25			RPI 26-50			RPI 51-100			Team's RPI: 90	RPI 101+		
RPI	S	Opponent	Score	RPI	S	Opponent	Score	RPI	S	Opponent	Score	
43	A	Arkansas	58 88	97	H	Bucknell	78 73	178	H	Iona	59 40	
								202	A	Wagner	66 45	
								215	H	Manhattan	59 54	
								240	N	Western Mich.	50 47	
								260	A	St. Francis Brooklyn	86 73	
								276	N	Morgan St.	63 56	
								283	H	Sacred Heart	54 50	
								290	A	Pittsburgh	59 56	
								324	A	Hofstra	81 38	
								345	A	LIU Brooklyn	80 49	
LAST 10 Division I												
97	H	Bucknell	78 73	290	A	Pittsburgh	59 56					
240	N	Western Mich.	50 47	345	A	LIU Brooklyn	80 49					
276	N	Morgan St.	63 56	283	H	Sacred Heart	54 50					
202	A	Wagner	66 45	178	H	Iona	59 40					
324	A	Hofstra	81 38	43	A	Arkansas	58 88					

Non-Div I Games: Molloy 66 49

Stony Brook

Syracuse

Through Games Of Dec. 29, 2019

Average RPI Win:	216	WON-LOST	WINNING	LAST 10	STRENGTH OF	OPP. STRENGTH	TEAM	ADJ.	CONF.	ADJ CONF.
Average RPI Loss:	41	RECORD	PCT. RANK	GAMES	SCHEDULE	OF SCHEDULE	RPI	RPI	RPI	RPI
DIV. I ONLY	6- 6	165	4-6	26	98	94	94	3	3	
DIV. I NON-CONF.	6- 5	149	4-5	49	137	107	107	3	3	
TOTALS	RPI 1-25	RPI 26-50	W-L RECORDS	RPI 51-100	RPI 101-150	RPI 150+				
6- 6	0- 3	0- 2	OVERALL	0- 0	3- 1	3- 0				
4- 1	0- 1	0- 0	HOME	0- 0	1- 0	3- 0				
0- 2	0- 1	0- 1	AWAY	0- 0	0- 0	0- 0				
2- 3	0- 1	0- 1	NEUTRAL	0- 0	2- 1	0- 0				
6- 5	0- 2	0- 2	NON-CONFERENCE	0- 0	3- 1	3- 0				
4- 1	0- 1	0- 0	HOME	0- 0	1- 0	3- 0				
0- 1	0- 0	0- 1	AWAY	0- 0	0- 0	0- 0				
2- 3	0- 1	0- 1	NEUTRAL	0- 0	2- 1	0- 0				
0- 1	0- 1	0- 0	CONFERENCE	0- 0	0- 0	0- 0				
0- 0	0- 0	0- 0	HOME	0- 0	0- 0	0- 0				
0- 1	0- 1	0- 0	AWAY	0- 0	0- 0	0- 0				
0- 0	0- 0	0- 0	NEUTRAL	0- 0	0- 0	0- 0				

RPI 1-25				RPI 26-50				RPI 51-100				RPI 101+			
RPI	S	Opponent	Score	RPI	S	Opponent	Score	RPI	S	Opponent	Score	RPI	S	Opponent	Score
3	A	Louisville	58 62	49	A	Michigan	76 84					104	N	Houston	87 62
5	N	Stanford	59 77	50	N	West Virginia	69 71					118	N	Green Bay	73 79
22	H	Oregon	64 81									122	N	Michigan St.	77 63
												126	H	Ohio	66 54
												301	H	UMES	65 50
												312	H	UMBC	82 48
												330	H	Albany (NY)	75 53
LAST 10 Division I															
3	A	Louisville	58 62	49	A	Michigan	76 84								
50	N	West Virginia	69 71	118	N	Green Bay	73 79								
122	N	Michigan St.	77 63	5	N	Stanford	59 77								
312	H	UMBC	82 48	104	N	Houston	87 62								
330	H	Albany (NY)	75 53	22	H	Oregon	64 81								

Non-Div I Games:

Syracuse

■ Loss,
 ■ Non-Conf,
 ■ S Site,
 ■ H Home
 ■ A Away
 N Neutral

TCUTCU

TCU

Page 283

Average RPI Win:	176	WON-LOST	WINNING	LAST 10	STRENGTH OF	OPP. STRENGTH	TEAM	ADJ.	CONF.	ADJ CONF.
Average RPI Loss:	52	RECORD	PCT. RANK	GAMES	SCHEDULE	OF SCHEDULE	RPI	RPI	RPI	RPI
DIV. I ONLY	6- 6	165	4-6	14	68	73	73	9	9	
DIV. I NON-CONF.	6- 5	149	4-5	28	105	77	77	9	9	
TOTALS	RPI 1-25	RPI 26-50	W-L RECORDS	RPI 51-100	RPI 101-150	RPI 150+				
6- 6	0- 3	0- 1	OVERALL	3- 0	0- 2	3- 0				
4- 3	0- 2	0- 1	HOME	2- 0	0- 0	2- 0				
2- 1	0- 0	0- 0	AWAY	1- 0	0- 1	1- 0				
0- 2	0- 1	0- 0	NEUTRAL	0- 0	0- 1	0- 0				
6- 5	0- 2	0- 1	NON-CONFERENCE	3- 0	0- 2	3- 0				
4- 2	0- 1	0- 1	HOME	2- 0	0- 0	2- 0				
2- 1	0- 0	0- 0	AWAY	1- 0	0- 1	1- 0				
0- 2	0- 1	0- 0	NEUTRAL	0- 0	0- 1	0- 0				
0- 1	0- 1	0- 0	CONFERENCE	0- 0	0- 0	0- 0				
0- 1	0- 1	0- 0	HOME	0- 0	0- 0	0- 0				
0- 0	0- 0	0- 0	AWAY	0- 0	0- 0	0- 0				
0- 0	0- 0	0- 0	NEUTRAL	0- 0	0- 0	0- 0				

RPI 1-25				RPI 26-50				RPI 51-100				RPI 101+			
RPI	S	Opponent	Score	RPI	S	Opponent	Score	RPI	S	Opponent	Score	RPI	S	Opponent	Score
1	H	UConn	54 83	30	H	FGCU	67 93	85	H	Villanova	74 69	123	N	North Carolina	58 71
6	H	South Carolina	71 78					95	H	Duquesne	85 72	140	A	Saint Joseph's	63 67
14	N	Creighton	59 69					97	A	Bucknell	72 61	252	A	Towson	74 59
												258	H	Xavier	78 65
												271	H	Fairfield	77 59
LAST 10 Division I															
30	H	FGCU	67 93	14	N	Creighton	59 69								
85	H	Villanova	74 69	123	N	North Carolina	58 71								
6	H	South Carolina	71 78	97	A	Bucknell	72 61								
252	A	Towson	74 59	1	H	UConn	54 83								
140	A	Saint Joseph's	63 67	258	H	Xavier	78 65								

Non-Div I Games:

Temple

Tennessee

Through Games Of Dec. 29, 2019

Average RPI Win:	244	WON-LOST	WINNING	LAST 10	STRENGTH OF	OPP. STRENGTH	TEAM	ADJ.	CONF.	ADJ CONF.
Average RPI Loss:	49	RECORD	PCT. RANK	GAMES	SCHEDULE	OF SCHEDULE	RPI	RPI	RPI	RPI
DIV. I ONLY	10- 2	35	8-2	309	115	117	117	4	4	
DIV. I NON-CONF.	10- 2	32	8-2	308	112	115	115	4	4	
TOTALS	RPI 1-25	RPI 26-50	W-L RECORDS	RPI 51-100	RPI 101-150	RPI 150+				
10- 2	0- 1	0- 0	OVERALL	1- 1	0- 0	9- 0				
7- 1	0- 0	0- 0	HOME	0- 1	0- 0	7- 0				
3- 1	0- 1	0- 0	AWAY	1- 0	0- 0	2- 0				
0- 0	0- 0	0- 0	NEUTRAL	0- 0	0- 0	0- 0				
10- 2	0- 1	0- 0	NON-CONFERENCE	1- 1	0- 0	9- 0				
7- 1	0- 0	0- 0	HOME	0- 1	0- 0	7- 0				
3- 1	0- 1	0- 0	AWAY	1- 0	0- 0	2- 0				
0- 0	0- 0	0- 0	NEUTRAL	0- 0	0- 0	0- 0				
0- 0	0- 0	0- 0	CONFERENCE	0- 0	0- 0	0- 0				
0- 0	0- 0	0- 0	HOME	0- 0	0- 0	0- 0				
0- 0	0- 0	0- 0	AWAY	0- 0	0- 0	0- 0				
0- 0	0- 0	0- 0	NEUTRAL	0- 0	0- 0	0- 0				

RPI S	Opponent	Score	RPI S	Opponent	Score	RPI S	Opponent	Score	RPI S	Opponent	Score
5	A Stanford	51 78				93	H Texas	60 66	173	H Howard	88 38
						98	A Notre Dame	74 63	180	A Portland St.	88 61
									219	H Stetson	73 46
									238	A ETSU	72 68
									291	H Colorado St.	79 41
									299	H Ark.-Pine Bluff	92 51
									300	H Central Ark.	63 36
									313	H Air Force	81 54
									326	H Tennessee St.	73 43
LAST 10 Division I											
173	H Howard	88 38	93	H Texas	60 66						
180	A Portland St.	88 61	313	H Air Force	81 54						
5	A Stanford	51 78	299	H Ark.-Pine Bluff	92 51						
291	H Colorado St.	79 41	219	H Stetson	73 46						
98	A Notre Dame	74 63	326	H Tennessee St.	73 43						

Non-Div I Games:

Tennessee

■ Loss,
 ■ Non-Conf, S Site,
 ■ Home
 ■ Away
 N Neutral

Tennessee St.

Through Games Of Dec. 29, 2019

Average RPI Win:	0	WON-LOST	WINNING	LAST 10	STRENGTH OF	OPP. STRENGTH	TEAM	ADJ.	CONF.	ADJ CONF.
Average RPI Loss:	195	RECORD	PCT. RANK	GAMES	SCHEDULE	OF SCHEDULE	RPI	RPI	RPI	RPI
DIV. I ONLY	0- 7	339	0-7	109	336	326	326	19	19	
DIV. I NON-CONF.	0- 7	338	0-7	107	339	326	326	20	20	
TOTALS	RPI 1-25	RPI 26-50	W-L RECORDS	RPI 51-100	RPI 101-150	RPI 150+				
0- 7	0- 0	0- 1	OVERALL	0- 1	0- 1	0- 4				
0- 4	0- 0	0- 0	HOME	0- 1	0- 0	0- 3				
0- 3	0- 0	0- 1	AWAY	0- 0	0- 1	0- 1				
0- 0	0- 0	0- 0	NEUTRAL	0- 0	0- 0	0- 0				
0- 7	0- 0	0- 1	NON-CONFERENCE	0- 1	0- 1	0- 4				
0- 4	0- 0	0- 0	HOME	0- 1	0- 0	0- 3				
0- 3	0- 0	0- 1	AWAY	0- 0	0- 1	0- 1				
0- 0	0- 0	0- 0	NEUTRAL	0- 0	0- 0	0- 0				
0- 0	0- 0	0- 0	CONFERENCE	0- 0	0- 0	0- 0				
0- 0	0- 0	0- 0	HOME	0- 0	0- 0	0- 0				
0- 0	0- 0	0- 0	AWAY	0- 0	0- 0	0- 0				
0- 0	0- 0	0- 0	NEUTRAL	0- 0	0- 0	0- 0				

RPI S	Opponent	Score	RPI S	Opponent	Score	RPI S	Opponent	Score	RPI S	Opponent	Score	Team's RPI: 326
45	A Arizona	42 77	55	H Vanderbilt	55 106	117	A Tennessee	43 73	247	H North Ala.	63 88	
						259	A South Alabama	48 70	320	H Alcorn	57 62	
						321	H Lipscomb	64 74				
LAST 10 Division I												
45	A Arizona	42 77	320	H Alcorn	57 62							
321	H Lipscomb	64 74	247	H North Ala.	63 88							
259	A South Alabama	48 70	117	A Tennessee	43 73							
55	H Vanderbilt	55 106										

Non-Div I Games: Wilberforce 83 65 Fisk 91 50

Tennessee St.

Loss, Non-Conf, S Site, H Home A Away N Neutral

Tennessee Tech

Through Games Of Dec. 29, 2019

Average RPI Win:	298	WON-LOST	WINNING	LAST 10	STRENGTH OF	OPP. STRENGTH	TEAM	ADJ.	CONF.	ADJ CONF.
Average RPI Loss:	90	RECORD	PCT. RANK	GAMES	SCHEDULE	OF SCHEDULE	RPI	RPI	RPI	RPI
DIV. I ONLY	5- 4	136	5-4	336	144	230	230	19	19	
DIV. I NON-CONF.	5- 4	134	5-4	338	146	230	230	20	20	
TOTALS	RPI 1-25	RPI 26-50	W-L RECORDS	RPI 51-100	RPI 101-150	RPI 150+				
5- 4	0- 0	0- 0	OVERALL	0- 3	0- 0	5- 1				
2- 0	0- 0	0- 0	HOME	0- 0	0- 0	2- 0				
2- 3	0- 0	0- 0	AWAY	0- 3	0- 0	2- 0				
1- 1	0- 0	0- 0	NEUTRAL	0- 0	0- 0	1- 1				
5- 4	0- 0	0- 0	NON-CONFERENCE	0- 3	0- 0	5- 1				
2- 0	0- 0	0- 0	HOME	0- 0	0- 0	2- 0				
2- 3	0- 0	0- 0	AWAY	0- 3	0- 0	2- 0				
1- 1	0- 0	0- 0	NEUTRAL	0- 0	0- 0	1- 1				
0- 0	0- 0	0- 0	CONFERENCE	0- 0	0- 0	0- 0				
0- 0	0- 0	0- 0	HOME	0- 0	0- 0	0- 0				
0- 0	0- 0	0- 0	AWAY	0- 0	0- 0	0- 0				
0- 0	0- 0	0- 0	NEUTRAL	0- 0	0- 0	0- 0				

RPI 1-25			RPI 26-50			RPI 51-100			RPI 101+			Team's RPI: 230
RPI	S	Opponent	Score	RPI	S	Opponent	Score	RPI	S	Opponent	Score	
						54 A Middle Tenn.	58 64	155 A Samford		72 57		
						55 A Vanderbilt	61 75	166 N Northern Ill.		74 82		
						86 A Southern Ill.	65 76	321 H Lipscomb		78 58		
								333 A Western Caro.		62 58		
								334 N Detroit Mercy		69 47		
								349 H La.-Monroe		75 68		
LAST 10 Division I												
						55 A Vanderbilt	61 75	321 H Lipscomb		78 58		
						334 N Detroit Mercy	69 47	333 A Western Caro.		62 58		
						166 N Northern Ill.	74 82	86 A Southern Ill.		65 76		
						155 A Samford	72 57	349 H La.-Monroe		75 68		
						54 A Middle Tenn.	58 64					

Non-Div I Games: Tenn. Wesleyan 94 45 Cumberland (TN) 88 51

Tennessee Tech

Loss, Non-Conf, S Site, H Home A Away N Neutral

Average RPI Win:	214	WON-LOST	WINNING	LAST 10	STRENGTH OF	OPP. STRENGTH	TEAM	ADJ.	CONF.	ADJ CONF.
Average RPI Loss:	87	RECORD	PCT. RANK	GAMES	SCHEDULE	OF SCHEDULE	RPI	RPI	RPI	RPI
DIV. I ONLY	8- 4	85	7-3	114	183	93	93	5	5	
DIV. I NON-CONF.	8- 4	87	7-3	111	182	93	93	5	5	
TOTALS	RPI 1-25	RPI 26-50	W-L RECORDS	RPI 51-100	RPI 101-150	RPI 150+				
8- 4	1- 1	0- 1	OVERALL	0- 0	2- 2	5- 0				
6- 1	1- 0	0- 1	HOME	0- 0	1- 0	4- 0				
1- 2	0- 0	0- 0	AWAY	0- 0	1- 2	0- 0				
1- 1	0- 1	0- 0	NEUTRAL	0- 0	0- 0	1- 0				
8- 4	1- 1	0- 1	NON-CONFERENCE	0- 0	2- 2	5- 0				
6- 1	1- 0	0- 1	HOME	0- 0	1- 0	4- 0				
1- 2	0- 0	0- 0	AWAY	0- 0	1- 2	0- 0				
1- 1	0- 1	0- 0	NEUTRAL	0- 0	0- 0	1- 0				
0- 0	0- 0	0- 0	CONFERENCE	0- 0	0- 0	0- 0				
0- 0	0- 0	0- 0	HOME	0- 0	0- 0	0- 0				
0- 0	0- 0	0- 0	AWAY	0- 0	0- 0	0- 0				
0- 0	0- 0	0- 0	NEUTRAL	0- 0	0- 0	0- 0				

RPI 1-25				RPI 26-50				RPI 51-100				Team's RPI: 93				RPI 101+			
RPI	S	Opponent	Score	RPI	S	Opponent	Score	RPI	S	Opponent	Score	RPI	S	Opponent	Score	RPI	S	Opponent	Score
5	H	Stanford	69 64	45	H	Arizona	58 83									117	A	Tennessee	66 60
20	N	NC State	73 84													126	H	Ohio	73 60
																136	A	South Fla.	57 64
																146	A	Hawaii	60 73
																204	N	North Texas	63 57
																244	H	Southern U.	93 39
																332	H	Northwestern St.	91 49
																341	H	UTSA	84 53
																342	H	UTRGV	85 69
LAST 10 Division I																			
				117	A	Tennessee	66 60					332	H	Northwestern St.	91 49				
				146	A	Hawaii	60 73					5	H	Stanford	69 64				
				204	N	North Texas	63 57					126	H	Ohio	73 60				
				20	N	NC State	73 84					342	H	UTRGV	85 69				
				244	H	Southern U.	93 39					45	H	Arizona	58 83				

Non-Div I Games:

Texas

Average RPI Win:	136	WON-LOST	WINNING	LAST 10	STRENGTH OF	OPP. STRENGTH	TEAM	ADJ.	CONF.	ADJ CONF.
Average RPI Loss:	8	RECORD	PCT. RANK	GAMES	SCHEDULE	OF SCHEDULE	RPI	RPI	RPI	RPI
DIV. I ONLY	12- 1	10	9-1	55	28	11	11	4	4	
DIV. I NON-CONF.	12- 1	10	9-1	57	26	11	11	4	4	
TOTALS	RPI 1-25	RPI 26-50	W-L RECORDS	RPI 51-100	RPI 101-150	RPI 150+				
12- 1	2- 1	1- 0	OVERALL	2- 0	2- 0	5- 0				
8- 0	1- 0	1- 0	HOME	1- 0	1- 0	4- 0				
2- 0	0- 0	0- 0	AWAY	1- 0	0- 0	1- 0				
2- 1	1- 1	0- 0	NEUTRAL	0- 0	1- 0	0- 0				
12- 1	2- 1	1- 0	NON-CONFERENCE	2- 0	2- 0	5- 0				
8- 0	1- 0	1- 0	HOME	1- 0	1- 0	4- 0				
2- 0	0- 0	0- 0	AWAY	1- 0	0- 0	1- 0				
2- 1	1- 1	0- 0	NEUTRAL	0- 0	1- 0	0- 0				
0- 0	0- 0	0- 0	CONFERENCE	0- 0	0- 0	0- 0				
0- 0	0- 0	0- 0	HOME	0- 0	0- 0	0- 0				
0- 0	0- 0	0- 0	AWAY	0- 0	0- 0	0- 0				
0- 0	0- 0	0- 0	NEUTRAL	0- 0	0- 0	0- 0				

RPI 1-25				RPI 26-50				RPI 51-100				RPI 101+			
RPI	S	Opponent	Score	RPI	S	Opponent	Score	RPI	S	Opponent	Score	RPI	S	Opponent	Score
8	N	Florida St.	58 80	31	H	Duke	79 58	52	H	Oklahoma St.	74 62	104	H	Houston	72 43
19	H	TCU	70 68					82	A	Southern California	74 64	149	N	Montana St.	78 67
24	N	Georgia Tech	60 48									201	H	Little Rock	78 35
												211	A	Rice	62 61
												223	H	A&M-Corpus Christi	85 48
												234	H	Prairie View	80 38
												300	H	Central Ark.	76 46
LAST 10 Division I															
104	H	Houston	72 43	223	H	A&M-Corpus Christi	85 48								
19	H	TCU	70 68	149	N	Montana St.	78 67								
52	H	Oklahoma St.	74 62	24	N	Georgia Tech	60 48								
300	H	Central Ark.	76 46	234	H	Prairie View	80 38								
8	N	Florida St.	58 80	82	A	Southern California	74 64								

Non-Div I Games:

Texas A&M

■ Loss,
 ■ Non-Conf, S Site,
 ■ Home
 ■ Away
 N Neutral

Texas Southern

Through Games Of Dec. 29, 2019

Average RPI Win:	219	WON-LOST	WINNING	LAST 10	STRENGTH OF	OPP. STRENGTH	TEAM	ADJ.	CONF.	ADJ CONF.
Average RPI Loss:	91	RECORD	PCT. RANK	GAMES	SCHEDULE	OF SCHEDULE	RPI	RPI	RPI	RPI
DIV. I ONLY	4- 6	213	4-6	32	195	79	79	28	28	
DIV. I NON-CONF.	4- 6	213	4-6	34	196	82	82	28	28	
TOTALS	RPI 1-25	RPI 26-50	W-L RECORDS	RPI 51-100	RPI 101-150	RPI 150+				
4- 6	0- 2	0- 1	OVERALL	0- 0	1- 1	3- 2				
1- 0	0- 0	0- 0	HOME	0- 0	0- 0	1- 0				
3- 4	0- 2	0- 1	AWAY	0- 0	1- 0	2- 1				
0- 2	0- 0	0- 0	NEUTRAL	0- 0	0- 1	0- 1				
4- 6	0- 2	0- 1	NON-CONFERENCE	0- 0	1- 1	3- 2				
1- 0	0- 0	0- 0	HOME	0- 0	0- 0	1- 0				
3- 4	0- 2	0- 1	AWAY	0- 0	1- 0	2- 1				
0- 2	0- 0	0- 0	NEUTRAL	0- 0	0- 1	0- 1				
0- 0	0- 0	0- 0	CONFERENCE	0- 0	0- 0	0- 0				
0- 0	0- 0	0- 0	HOME	0- 0	0- 0	0- 0				
0- 0	0- 0	0- 0	AWAY	0- 0	0- 0	0- 0				
0- 0	0- 0	0- 0	NEUTRAL	0- 0	0- 0	0- 0				

RPI 1-25				RPI 26-50				RPI 51-100				RPI 101+			
RPI	S	Opponent	Score	RPI	S	Opponent	Score	RPI	S	Opponent	Score	RPI	S	Opponent	Score
7	A	Gonzaga	45 80	39	A	Colorado	50 74					132	N	UAB	68 84
22	A	Oregon	63 99									146	A	Hawaii	74 57
												157	A	Iowa St.	59 79
												176	A	Tulane	72 62
												186	N	Utah	52 61
												211	H	Rice	63 56
												342	A	UTRGV	71 44
LAST 10 Division I															
211	H	Rice	63 56	132	N	UAB	68 84								
39	A	Colorado	50 74	176	A	Tulane	72 62								
146	A	Hawaii	74 57	7	A	Gonzaga	45 80								
186	N	Utah	52 61	22	A	Oregon	63 99								
157	A	Iowa St.	59 79	342	A	UTRGV	71 44								

Non-Div I Games:

Texas Southern

■ Loss,
 ■ Non-Conf, S Site,
 ■ Home
 ■ Away
 N Neutral

Average RPI Win:	223	WON-LOST	WINNING	LAST 10	STRENGTH OF	OPP. STRENGTH	TEAM	ADJ.	CONF.	ADJ CONF.
Average RPI Loss:	138	RECORD	PCT. RANK	GAMES	SCHEDULE	OF SCHEDULE	RPI	RPI	RPI	RPI
DIV. I ONLY	4- 4	165	4-4	242	157	167	167	21	21	
DIV. I NON-CONF.	4- 4	167	4-4	244	158	169	169	21	21	
TOTALS	RPI 1-25	RPI 26-50	W-L RECORDS	RPI 51-100	RPI 101-150	RPI 150+				
4- 4	0- 1	0- 1	OVERALL	0- 0	0- 0	4- 2				
3- 0	0- 0	0- 0	HOME	0- 0	0- 0	3- 0				
1- 4	0- 1	0- 1	AWAY	0- 0	0- 0	1- 2				
0- 0	0- 0	0- 0	NEUTRAL	0- 0	0- 0	0- 0				
4- 4	0- 1	0- 1	NON-CONFERENCE	0- 0	0- 0	4- 2				
3- 0	0- 0	0- 0	HOME	0- 0	0- 0	3- 0				
1- 4	0- 1	0- 1	AWAY	0- 0	0- 0	1- 2				
0- 0	0- 0	0- 0	NEUTRAL	0- 0	0- 0	0- 0				
0- 0	0- 0	0- 0	CONFERENCE	0- 0	0- 0	0- 0				
0- 0	0- 0	0- 0	HOME	0- 0	0- 0	0- 0				
0- 0	0- 0	0- 0	AWAY	0- 0	0- 0	0- 0				
0- 0	0- 0	0- 0	NEUTRAL	0- 0	0- 0	0- 0				

RPI 1-25				RPI 26-50				RPI 51-100				RPI 101+ Team's RPI: 167			
RPI	S	Opponent	Score	RPI	S	Opponent	Score	RPI	S	Opponent	Score	RPI	S	Opponent	Score
19	A	TCU	52 79	44	A	Kansas	48 68					158	A	Dartmouth	61 51
												168	H	New Orleans	51 49
												213	A	Oral Roberts	57 63
												223	H	A&M-Corpus Christi	57 48
												276	A	Morgan St.	62 72
												341	H	UTSA	74 69
LAST 10 Division I															
341	H	UTSA	74 69	19	A	TCU	52 79								
223	H	A&M-Corpus Christi	57 48	276	A	Morgan St.	62 72								
168	H	New Orleans	51 49	158	A	Dartmouth	61 51								
44	A	Kansas	48 68												
213	A	Oral Roberts	57 63												

Non-Div I Games: Texas Lutheran 72 31 Tex. Permian Basin 83 45

Texas St.

Average RPI Win:	287	WON-LOST	WINNING	LAST 10	STRENGTH OF	OPP. STRENGTH	TEAM	ADJ.	CONF.	ADJ CONF.
Average RPI Loss:	0	RECORD	PCT. RANK	GAMES	SCHEDULE	OF SCHEDULE	RPI	RPI	RPI	RPI
DIV. I ONLY	11- 0	1	10-0	350	237	183	183	5	5	
DIV. I NON-CONF.	11- 0	1	10-0	350	238	181	181	5	5	
TOTALS	RPI 1-25	RPI 26-50	W-L RECORDS	RPI 51-100	RPI 101-150	RPI 150+				
11- 0	0- 0	0- 0	OVERALL	0- 0	0- 0	11- 0				
9- 0	0- 0	0- 0	HOME	0- 0	0- 0	9- 0				
1- 0	0- 0	0- 0	AWAY	0- 0	0- 0	1- 0				
1- 0	0- 0	0- 0	NEUTRAL	0- 0	0- 0	1- 0				
11- 0	0- 0	0- 0	NON-CONFERENCE	0- 0	0- 0	11- 0				
9- 0	0- 0	0- 0	HOME	0- 0	0- 0	9- 0				
1- 0	0- 0	0- 0	AWAY	0- 0	0- 0	1- 0				
1- 0	0- 0	0- 0	NEUTRAL	0- 0	0- 0	1- 0				
0- 0	0- 0	0- 0	CONFERENCE	0- 0	0- 0	0- 0				
0- 0	0- 0	0- 0	HOME	0- 0	0- 0	0- 0				
0- 0	0- 0	0- 0	AWAY	0- 0	0- 0	0- 0				
0- 0	0- 0	0- 0	NEUTRAL	0- 0	0- 0	0- 0				

RPI 1-25				RPI 26-50				RPI 51-100				RPI 101+				Team's RPI: 183	
RPI	S	Opponent	Score	RPI	S	Opponent	Score	RPI	S	Opponent	Score	RPI	S	Opponent	Score		
												163	H	Sam Houston St.	99	57	
												217	A	San Diego	64	60	
												234	H	Prairie View	82	48	
												257	H	Houston Baptist	59	51	
												293	H	Ole Miss	84	48	
												299	H	Ark.-Pine Bluff	81	55	
												325	N	Purdue Fort Wayne	82	48	
												332	H	Northwestern St.	79	49	
												341	H	UTSA	115	58	
												346	H	Florida A&M	98	60	
												349	H	La.-Monroe	83	38	
LAST 10 Division I																	
293	H	Ole Miss	84	48	341	H	UTSA	115	58								
217	A	San Diego	64	60	349	H	La.-Monroe	83	38								
325	N	Purdue Fort Wayne	82	48	299	H	Ark.-Pine Bluff	81	55								
332	H	Northwestern St.	79	49	234	H	Prairie View	82	48								
346	H	Florida A&M	98	60	257	H	Houston Baptist	59	51								

Non-Div I Games:

Texas Tech

■ Loss, ■ Non-Conf, S Site, H Home A Away N Neutral

Average RPI Win:	236	WON-LOST	WINNING	LAST 10	STRENGTH OF	OPP. STRENGTH	TEAM	ADJ.	CONF.	ADJ CONF.
Average RPI Loss:	115	RECORD	PCT. RANK	GAMES	SCHEDULE	OF SCHEDULE	RPI	RPI	RPI	RPI
DIV. I ONLY	5- 6	195	4-6	223	218	216	216	10	10	
DIV. I NON-CONF.	5- 6	185	4-6	223	219	216	216	10	10	
TOTALS	RPI 1-25	RPI 26-50	W-L RECORDS	RPI 51-100	RPI 101-150	RPI 150+				
5- 6	0- 0	0- 0	OVERALL	2- 3	0- 2	3- 1				
2- 3	0- 0	0- 0	HOME	1- 0	0- 2	1- 1				
2- 2	0- 0	0- 0	AWAY	0- 2	0- 0	2- 0				
1- 1	0- 0	0- 0	NEUTRAL	1- 1	0- 0	0- 0				
5- 6	0- 0	0- 0	NON-CONFERENCE	2- 3	0- 2	3- 1				
2- 3	0- 0	0- 0	HOME	1- 0	0- 2	1- 1				
2- 2	0- 0	0- 0	AWAY	0- 2	0- 0	2- 0				
1- 1	0- 0	0- 0	NEUTRAL	1- 1	0- 0	0- 0				
0- 0	0- 0	0- 0	CONFERENCE	0- 0	0- 0	0- 0				
0- 0	0- 0	0- 0	HOME	0- 0	0- 0	0- 0				
0- 0	0- 0	0- 0	AWAY	0- 0	0- 0	0- 0				
0- 0	0- 0	0- 0	NEUTRAL	0- 0	0- 0	0- 0				

RPI 1-25				RPI 26-50				RPI 51-100				RPI 101+				Team's RPI: 216	
RPI	S	Opponent	Score	RPI	S	Opponent	Score	RPI	S	Opponent	Score	RPI	S	Opponent	Score		
								57	N	Troy	64	71	124	H	Dayton	42	60
								92	N	Pacific	66	65	143	H	Memphis	76	83
								95	A	Duquesne	74	79	172	H	Valparaiso	54	61
								98	A	Notre Dame	51	54	310	A	Georgia St.	74	48
								99	H	Belmont	53	48	334	A	Detroit Mercy	82	64
													343	H	Canisius	83	65
LAST 10 Division I																	
								99	H	Belmont	53	48	343	H	Canisius	83	65
								172	H	Valparaiso	54	61	92	N	Pacific	66	65
								143	H	Memphis	76	83	57	N	Troy	64	71
								98	A	Notre Dame	51	54	334	A	Detroit Mercy	82	64
								124	H	Dayton	42	60	95	A	Duquesne	74	79

Non-Div I Games:

Toledo

Average RPI Win:	232	WON-LOST	WINNING	LAST 10	STRENGTH OF	OPP. STRENGTH	TEAM	ADJ.	CONF.	ADJ CONF.
Average RPI Loss:	144	RECORD	PCT. RANK	GAMES	SCHEDULE	OF SCHEDULE	RPI	RPI	RPI	RPI
DIV. I ONLY	4- 6	213	4-6	238	105	252	252	16	16	
DIV. I NON-CONF.	4- 6	213	4-6	241	103	252	252	16	16	
TOTALS	RPI 1-25	RPI 26-50	W-L RECORDS	RPI 51-100	RPI 101-150	RPI 150+				
4- 6	0- 1	0- 1	OVERALL	0- 1	0- 0	4- 3				
3- 2	0- 0	0- 0	HOME	0- 1	0- 0	3- 1				
0- 3	0- 0	0- 1	AWAY	0- 0	0- 0	0- 2				
1- 1	0- 1	0- 0	NEUTRAL	0- 0	0- 0	1- 0				
4- 6	0- 1	0- 1	NON-CONFERENCE	0- 1	0- 0	4- 3				
3- 2	0- 0	0- 0	HOME	0- 1	0- 0	3- 1				
0- 3	0- 0	0- 1	AWAY	0- 0	0- 0	0- 2				
1- 1	0- 1	0- 0	NEUTRAL	0- 0	0- 0	1- 0				
0- 0	0- 0	0- 0	CONFERENCE	0- 0	0- 0	0- 0				
0- 0	0- 0	0- 0	HOME	0- 0	0- 0	0- 0				
0- 0	0- 0	0- 0	AWAY	0- 0	0- 0	0- 0				
0- 0	0- 0	0- 0	NEUTRAL	0- 0	0- 0	0- 0				

RPI 1-25			RPI 26-50			RPI 51-100			RPI 101+			Team's RPI: 252
RPI	S	Opponent	Score	RPI	S	Opponent	Score	RPI	S	Opponent	Score	
16	N	Iowa	72 100	32	A	Rutgers	53 67	73	H	Temple	59 74	178 N Iona 75 58
												203 H American 63 60
												214 H Penn St. 67 73
												217 A San Diego 67 81
												225 H Mt. St. Mary's 73 57
												309 A San Diego St. 72 80
												322 H Marshall 59 56
LAST 10 Division I												
203	H	American	63 60	322	H	Marshall	59 56					
225	H	Mt. St. Mary's	73 57	32	A	Rutgers	53 67					
217	A	San Diego	67 81	73	H	Temple	59 74					
309	A	San Diego St.	72 80	178	N	Iona	75 58					
214	H	Penn St.	67 73	16	N	Iowa	72 100					

Non-Div I Games:

Towson

Average RPI Win:	201	WON-LOST	WINNING	LAST 10	STRENGTH OF	OPP. STRENGTH	TEAM	ADJ.	CONF.	ADJ CONF.
Average RPI Loss:	25	RECORD	PCT. RANK	GAMES	SCHEDULE	OF SCHEDULE	RPI	RPI	RPI	RPI
DIV. I ONLY	7- 2	52	7-2	240	36	57	57	21	21	
DIV. I NON-CONF.	7- 2	57	7-2	243	36	56	56	21	21	
TOTALS	RPI 1-25	RPI 26-50	W-L RECORDS	RPI 51-100	RPI 101-150	RPI 150+				
7- 2	0- 1	0- 1	OVERALL	1- 0	1- 0	5- 0				
2- 0	0- 0	0- 0	HOME	0- 0	0- 0	2- 0				
3- 2	0- 1	0- 1	AWAY	0- 0	1- 0	2- 0				
2- 0	0- 0	0- 0	NEUTRAL	1- 0	0- 0	1- 0				
7- 2	0- 1	0- 1	NON-CONFERENCE	1- 0	1- 0	5- 0				
2- 0	0- 0	0- 0	HOME	0- 0	0- 0	2- 0				
3- 2	0- 1	0- 1	AWAY	0- 0	1- 0	2- 0				
2- 0	0- 0	0- 0	NEUTRAL	1- 0	0- 0	1- 0				
0- 0	0- 0	0- 0	CONFERENCE	0- 0	0- 0	0- 0				
0- 0	0- 0	0- 0	HOME	0- 0	0- 0	0- 0				
0- 0	0- 0	0- 0	AWAY	0- 0	0- 0	0- 0				
0- 0	0- 0	0- 0	NEUTRAL	0- 0	0- 0	0- 0				

RPI 1-25			RPI 26-50			RPI 51-100			Team's RPI: 57	RPI 101+		
RPI	S	Opponent	Score	RPI	S	Opponent	Score	RPI	S	Opponent	Score	
18	A	Mississippi St.	82 122	31	A	Duke	85 99	78	N	Kent St.	71 64	
										147	A	Bethune-Cookman 68 62
										155	A	Samford 74 65
										216	N	Toledo 71 64
										233	A	Chattanooga 90 51
										238	H	ETSU 79 61
										337	H	Jacksonville St. 94 64
LAST 10 Division I												
31	A	Duke	85 99	78	N	Kent St.	71 64					
18	A	Mississippi St.	82 122	216	N	Toledo	71 64					
337	H	Jacksonville St.	94 64	233	A	Chattanooga	90 51					
155	A	Samford	74 65	238	H	ETSU	79 61					
				147	A	Bethune-Cookman	68 62					

Non-Div I Games: AUM 72 42 Fort Valley St. 101 52

Troy

Tulane

Through Games Of Dec. 29, 2019

Average RPI Win:	207	WON-LOST	WINNING	LAST 10	STRENGTH OF	OPP. STRENGTH	TEAM	ADJ.	CONF.	ADJ CONF.
Average RPI Loss:	89	RECORD	PCT. RANK	GAMES	SCHEDULE	OF SCHEDULE	RPI	RPI	RPI	RPI
DIV. I ONLY	4- 8	238	2-8	42	155	176	176	9	9	
DIV. I NON-CONF.	4- 8	234	2-8	43	155	175	175	9	9	
TOTALS	RPI 1-25	RPI 26-50	W-L RECORDS	RPI 51-100	RPI 101-150	RPI 150+				
4- 8	0- 0	0- 2	OVERALL	0- 5	1- 0	3- 1				
2- 6	0- 0	0- 2	HOME	0- 3	0- 0	2- 1				
2- 0	0- 0	0- 0	AWAY	0- 0	1- 0	1- 0				
0- 2	0- 0	0- 0	NEUTRAL	0- 2	0- 0	0- 0				
4- 8	0- 0	0- 2	NON-CONFERENCE	0- 5	1- 0	3- 1				
2- 6	0- 0	0- 2	HOME	0- 3	0- 0	2- 1				
2- 0	0- 0	0- 0	AWAY	0- 0	1- 0	1- 0				
0- 2	0- 0	0- 0	NEUTRAL	0- 2	0- 0	0- 0				
0- 0	0- 0	0- 0	CONFERENCE	0- 0	0- 0	0- 0				
0- 0	0- 0	0- 0	HOME	0- 0	0- 0	0- 0				
0- 0	0- 0	0- 0	AWAY	0- 0	0- 0	0- 0				
0- 0	0- 0	0- 0	NEUTRAL	0- 0	0- 0	0- 0				

RPI S	Opponent	Score	RPI S	Opponent	Score	RPI S	Opponent	Score	RPI S	Opponent	Score	Team's RPI: 176
39	H Colorado	52 62	54	H Middle Tenn.	62 64	101	A Washington	64 62				
42	H LSU	54 59	58	N Charlotte	56 60	193	A Southern Miss.	62 58				
			79	H Texas Southern	62 72	232	H Jackson St.	82 46				
			87	H Alabama	56 66	259	H South Alabama	53 62				
			96	N Boston College	76 89	300	H Central Ark.	65 38				
LAST 10 Division I												
39	H Colorado	52 62	79	H Texas Southern	62 72							
87	H Alabama	56 66	259	H South Alabama	53 62							
300	H Central Ark.	65 38	193	A Southern Miss.	62 58							
42	H LSU	54 59	58	N Charlotte	56 60							
54	H Middle Tenn.	62 64	96	N Boston College	76 89							

Non-Div I Games:

Tulane

Loss, Non-Conf, S Site, H Home A Away N Neutral

Average RPI Win:	254	WON-LOST	WINNING	LAST 10	STRENGTH OF	OPP. STRENGTH	TEAM	ADJ.	CONF.	ADJ CONF.
Average RPI Loss:	104	RECORD	PCT. RANK	GAMES	SCHEDULE	OF SCHEDULE	RPI	RPI	RPI	RPI
DIV. I ONLY	5- 8	224	4-6	134	188	205	205	9	9	
DIV. I NON-CONF.	5- 8	222	4-6	132	186	207	207	9	9	
TOTALS	RPI 1-25	RPI 26-50	W-L RECORDS	RPI 51-100	RPI 101-150	RPI 150+				
5- 8	0- 0	0- 3	OVERALL	0- 1	0- 2	5- 2				
4- 2	0- 0	0- 0	HOME	0- 1	0- 1	4- 0				
1- 4	0- 0	0- 1	AWAY	0- 0	0- 1	1- 2				
0- 2	0- 0	0- 2	NEUTRAL	0- 0	0- 0	0- 0				
5- 8	0- 0	0- 3	NON-CONFERENCE	0- 1	0- 2	5- 2				
4- 2	0- 0	0- 0	HOME	0- 1	0- 1	4- 0				
1- 4	0- 0	0- 1	AWAY	0- 0	0- 1	1- 2				
0- 2	0- 0	0- 2	NEUTRAL	0- 0	0- 0	0- 0				
0- 0	0- 0	0- 0	CONFERENCE	0- 0	0- 0	0- 0				
0- 0	0- 0	0- 0	HOME	0- 0	0- 0	0- 0				
0- 0	0- 0	0- 0	AWAY	0- 0	0- 0	0- 0				
0- 0	0- 0	0- 0	NEUTRAL	0- 0	0- 0	0- 0				

RPI	S	Opponent	Score	RPI	S	Opponent	Score	RPI	S	Opponent	Score	RPI	S	Opponent	Score	Team's RPI: 205
34	N	Western Ky.	63 76	52	H	Oklahoma St.	48 78	102	A	Abilene Christian	63 73	142	H	SFA	63 67	
38	N	Marquette	60 61					201	A	Little Rock	51 63	213	H	Oral Roberts	67 65	
43	A	Arkansas	41 91					219	A	Stetson	60 66	243	H	Arkansas St.	79 77	
								254	A	UTEP	58 51	268	H	LMU (CA)	75 56	
								291	H	Colorado St.	61 55					
LAST 10 Division I																
254	A	UTEP	58 51	291	H	Colorado St.	61 55									
38	N	Marquette	60 61	219	A	Stetson	60 66									
34	N	Western Ky.	63 76	43	A	Arkansas	41 91									
268	H	LMU (CA)	75 56	201	A	Little Rock	51 63									
213	H	Oral Roberts	67 65	102	A	Abilene Christian	63 73									

Non-Div I Games:

Tulsa

■ Loss,
 ■ Non-Conf,
 ■ S Site,
 ■ H Home
 ■ A Away
 N Neutral

Average RPI Win:	205	WON-LOST	WINNING	LAST 10	STRENGTH OF	OPP. STRENGTH	TEAM	ADJ.	CONF.	ADJ CONF.
Average RPI Loss:	74	RECORD	PCT. RANK	GAMES	SCHEDULE	OF SCHEDULE	RPI	RPI	RPI	RPI
DIV. I ONLY	6- 4	116	6-4	200	42	132	132	15	15	
DIV. I NON-CONF.	6- 4	120	6-4	191	42	135	135	15	15	
TOTALS	RPI 1-25	RPI 26-50	W-L RECORDS	RPI 51-100	RPI 101-150	RPI 150+				
6- 4	0- 0	0- 2	OVERALL	1- 1	1- 1	4- 0				
4- 1	0- 0	0- 0	HOME	0- 1	1- 0	3- 0				
1- 2	0- 0	0- 1	AWAY	0- 0	0- 1	1- 0				
1- 1	0- 0	0- 1	NEUTRAL	1- 0	0- 0	0- 0				
6- 4	0- 0	0- 2	NON-CONFERENCE	1- 1	1- 1	4- 0				
4- 1	0- 0	0- 0	HOME	0- 1	1- 0	3- 0				
1- 2	0- 0	0- 1	AWAY	0- 0	0- 1	1- 0				
1- 1	0- 0	0- 1	NEUTRAL	1- 0	0- 0	0- 0				
0- 0	0- 0	0- 0	CONFERENCE	0- 0	0- 0	0- 0				
0- 0	0- 0	0- 0	HOME	0- 0	0- 0	0- 0				
0- 0	0- 0	0- 0	AWAY	0- 0	0- 0	0- 0				
0- 0	0- 0	0- 0	NEUTRAL	0- 0	0- 0	0- 0				

RPI	S	Opponent	Score	RPI	S	Opponent	Score	RPI	S	Opponent	Score	RPI	S	Opponent	Score	Team's RPI: 132
39	N	Colorado	69 77	72	H	Boise St.	81 83	115	H	Auburn	80 75	143	A	Memphis	52 77	
40	A	Oklahoma	75 82	79	N	Texas Southern	84 68	155	H	Samford	76 69	259	H	South Alabama	77 61	
								302	H	McNeese	97 70	320	A	Alcorn	86 65	
LAST 10 Division I																
79	N	Texas Southern	84 68	39	N	Colorado	69 77									
115	H	Auburn	80 75	320	A	Alcorn	86 65									
72	H	Boise St.	81 83	143	A	Memphis	52 77									
40	A	Oklahoma	75 82	155	H	Samford	76 69									
259	H	South Alabama	77 61	302	H	McNeese	97 70									

Non-Div I Games: Ala.-Huntsville 74 57

UAB

Average RPI Win:	240	WON-LOST	WINNING	LAST 10	STRENGTH OF	OPP. STRENGTH	TEAM	ADJ.	CONF.	ADJ CONF.
Average RPI Loss:	123	RECORD	PCT. RANK	GAMES	SCHEDULE	OF SCHEDULE	RPI	RPI	RPI	RPI
DIV. I ONLY	4- 8	238	4-6	164	194	231	231	25	25	
DIV. I NON-CONF.	4- 8	234	4-6	166	195	232	232	26	26	
TOTALS	RPI 1-25	RPI 26-50	W-L RECORDS	RPI 51-100	RPI 101-150	RPI 150+				
4- 8	0- 1	0- 1	OVERALL	0- 1	1- 2	3- 3				
3- 2	0- 0	0- 0	HOME	0- 1	1- 0	2- 1				
1- 6	0- 1	0- 1	AWAY	0- 0	0- 2	1- 2				
0- 0	0- 0	0- 0	NEUTRAL	0- 0	0- 0	0- 0				
4- 8	0- 1	0- 1	NON-CONFERENCE	0- 1	1- 2	3- 3				
3- 2	0- 0	0- 0	HOME	0- 1	1- 0	2- 1				
1- 6	0- 1	0- 1	AWAY	0- 0	0- 2	1- 2				
0- 0	0- 0	0- 0	NEUTRAL	0- 0	0- 0	0- 0				
0- 0	0- 0	0- 0	CONFERENCE	0- 0	0- 0	0- 0				
0- 0	0- 0	0- 0	HOME	0- 0	0- 0	0- 0				
0- 0	0- 0	0- 0	AWAY	0- 0	0- 0	0- 0				
0- 0	0- 0	0- 0	NEUTRAL	0- 0	0- 0	0- 0				

RPI 1-25				RPI 26-50				RPI 51-100				RPI 101+ Team's RPI: 231			
RPI	S	Opponent	Score	RPI	S	Opponent	Score	RPI	S	Opponent	Score	RPI	S	Opponent	Score
5	A	Stanford	55 67	35	A	Minnesota	67 76	84	H	Santa Clara	61 62	120	A	Saint Mary's (CA)	74 83
												144	H	San Francisco	79 67
												149	A	Montana St.	65 77
												160	A	Fresno St.	65 73
												180	H	Portland St.	70 76
												210	H	Boston U.	75 68
												253	A	Pepperdine	67 70
												256	A	Northern Ariz.	71 61
												350	H	Sacramento St.	77 75
LAST 10 Division I															
5	A	Stanford	55 67	253	A	Pepperdine	67 70								
350	H	Sacramento St.	77 75	35	A	Minnesota	67 76								
144	H	San Francisco	79 67	256	A	Northern Ariz.	71 61								
120	A	Saint Mary's (CA)	74 83	210	H	Boston U.	75 68								
84	H	Santa Clara	61 62	180	H	Portland St.	70 76								

Non-Div I Games:

UC Davis

■ Loss,
 ■ Non-Conf,
 ■ S Site,
 ■ H Home
 ■ A Away
 N Neutral

Average RPI Win:	223	WON-LOST	WINNING	LAST 10	STRENGTH OF	OPP. STRENGTH	TEAM	ADJ.	CONF.	ADJ CONF.
Average RPI Loss:	154	RECORD	PCT. RANK	GAMES	SCHEDULE	OF SCHEDULE	RPI	RPI	RPI	RPI
DIV. I ONLY	3- 10	280	2-8	74	283	241	241	25	25	
DIV. I NON-CONF.	3- 10	281	2-8	74	281	242	242	26	26	
TOTALS	RPI 1-25	RPI 26-50	W-L RECORDS	RPI 51-100	RPI 101-150	RPI 150+				
3- 10	0- 1	0- 0	OVERALL	0- 1	0- 2	3- 6				
2- 1	0- 0	0- 0	HOME	0- 0	0- 0	2- 1				
0- 5	0- 1	0- 0	AWAY	0- 0	0- 1	0- 3				
1- 4	0- 0	0- 0	NEUTRAL	0- 1	0- 1	1- 2				
3- 10	0- 1	0- 0	NON-CONFERENCE	0- 1	0- 2	3- 6				
2- 1	0- 0	0- 0	HOME	0- 0	0- 0	2- 1				
0- 5	0- 1	0- 0	AWAY	0- 0	0- 1	0- 3				
1- 4	0- 0	0- 0	NEUTRAL	0- 1	0- 1	1- 2				
0- 0	0- 0	0- 0	CONFERENCE	0- 0	0- 0	0- 0				
0- 0	0- 0	0- 0	HOME	0- 0	0- 0	0- 0				
0- 0	0- 0	0- 0	AWAY	0- 0	0- 0	0- 0				
0- 0	0- 0	0- 0	NEUTRAL	0- 0	0- 0	0- 0				

RPI 1-25				RPI 26-50				RPI 51-100				RPI 101+ Team's RPI: 241			
RPI	S	Opponent	Score	RPI	S	Opponent	Score	RPI	S	Opponent	Score	RPI	S	Opponent	Score
4	A	Oregon St.	57 86					55	N	Vanderbilt	63 76	103	A	Washington St.	59 87
												144	N	San Francisco	61 68
												152	N	Davidson	72 78
												161	A	Southern Utah	68 82
												180	H	Portland St.	61 70
												180	N	Portland St.	83 75
												212	A	SMU	56 59
												220	H	San Jose St.	79 77
												247	N	North Ala.	60 88
												268	H	LMU (CA)	80 65
												279	A	Denver	75 83
LAST 10 Division I															
212	A	SMU	56 59	144	N	San Francisco	61 68								
247	N	North Ala.	60 88	55	N	Vanderbilt	63 76								
279	A	Denver	75 83	103	A	Washington St.	59 87								
268	H	LMU (CA)	80 65	161	A	Southern Utah	68 82								
180	N	Portland St.	83 75	180	H	Portland St.	61 70								

Non-Div I Games:

UC Irvine

■ Loss,
 ■ Non-Conf, S Site,
 ■ Home
 ■ Away
 N Neutral

UC Riverside

Through Games Of Dec. 29, 2019

Average RPI Win:	305	WON-LOST	WINNING	LAST 10	STRENGTH OF	OPP. STRENGTH	TEAM	ADJ.	CONF.	ADJ CONF.
Average RPI Loss:	158	RECORD	PCT. RANK	GAMES	SCHEDULE	OF SCHEDULE	RPI	RPI	RPI	RPI
DIV. I ONLY	3- 10	280	2-8	152	287	270	270	25	25	
DIV. I NON-CONF.	3- 10	281	2-8	150	284	271	271	26	26	
TOTALS	RPI 1-25	RPI 26-50	W-L RECORDS	RPI 51-100	RPI 101-150	RPI 150+				
3- 10	0- 1	0- 1	OVERALL	0- 2	0- 0	3- 6				
2- 2	0- 0	0- 0	HOME	0- 1	0- 0	2- 1				
1- 8	0- 1	0- 1	AWAY	0- 1	0- 0	1- 5				
0- 0	0- 0	0- 0	NEUTRAL	0- 0	0- 0	0- 0				
3- 10	0- 1	0- 1	NON-CONFERENCE	0- 2	0- 0	3- 6				
2- 2	0- 0	0- 0	HOME	0- 1	0- 0	2- 1				
1- 8	0- 1	0- 1	AWAY	0- 1	0- 0	1- 5				
0- 0	0- 0	0- 0	NEUTRAL	0- 0	0- 0	0- 0				
0- 0	0- 0	0- 0	CONFERENCE	0- 0	0- 0	0- 0				
0- 0	0- 0	0- 0	HOME	0- 0	0- 0	0- 0				
0- 0	0- 0	0- 0	AWAY	0- 0	0- 0	0- 0				
0- 0	0- 0	0- 0	NEUTRAL	0- 0	0- 0	0- 0				

RPI 1-25				RPI 26-50				RPI 51-100				RPI 101+ Team's RPI: 270			
RPI	S	Opponent	Score	RPI	S	Opponent	Score	RPI	S	Opponent	Score	RPI	S	Opponent	Score
22	A	Oregon	41 84	45	A	Arizona	27 70	59	A	California	61 84	161	A	Southern Utah	68 79
								82	H	Southern California	59 76	169	A	New Mexico	70 80
												195	A	VCU	51 67
												250	H	California Baptist	80 64
												254	A	UTEP	50 63
												291	A	Colorado St.	40 52
												304	H	Weber St.	54 64
												319	A	New Mexico St.	60 58
												347	H	Utah Valley	67 53
LAST 10 Division I															
195	A	VCU	51 67	161	A	Southern Utah	68 79	22	A	Oregon	41 84	250	H	California Baptist	80 64
304	H	Weber St.	54 64	45	A	Arizona	27 70	291	A	Colorado St.	40 52				
347	H	Utah Valley	67 53												
59	A	California	61 84												
82	H	Southern California	59 76												

Non-Div I Games:

UC Riverside

■ Loss,
 ■ Non-Conf,
 ■ S Site,
 ■ H Home
 ■ A Away
 N Neutral

Average RPI Win:	270	WON-LOST	WINNING	LAST 10	STRENGTH OF	OPP. STRENGTH	TEAM	ADJ.	CONF.	ADJ CONF.
Average RPI Loss:	151	RECORD	PCT. RANK	GAMES	SCHEDULE	OF SCHEDULE	RPI	RPI	RPI	RPI
DIV. I ONLY	4- 8	238	3-7	214	282	282	282	25	25	
DIV. I NON-CONF.	4- 8	234	3-7	210	280	284	284	26	26	
TOTALS	RPI 1-25	RPI 26-50	W-L RECORDS	RPI 51-100	RPI 101-150	RPI 150+				
4- 8	0- 0	0- 1	OVERALL	1- 2	0- 2	3- 3				
3- 2	0- 0	0- 0	HOME	1- 1	0- 0	2- 1				
0- 5	0- 0	0- 1	AWAY	0- 1	0- 1	0- 2				
1- 1	0- 0	0- 0	NEUTRAL	0- 0	0- 1	1- 0				
4- 8	0- 0	0- 1	NON-CONFERENCE	1- 2	0- 2	3- 3				
3- 2	0- 0	0- 0	HOME	1- 1	0- 0	2- 1				
0- 5	0- 0	0- 1	AWAY	0- 1	0- 1	0- 2				
1- 1	0- 0	0- 0	NEUTRAL	0- 0	0- 1	1- 0				
0- 0	0- 0	0- 0	CONFERENCE	0- 0	0- 0	0- 0				
0- 0	0- 0	0- 0	HOME	0- 0	0- 0	0- 0				
0- 0	0- 0	0- 0	AWAY	0- 0	0- 0	0- 0				
0- 0	0- 0	0- 0	NEUTRAL	0- 0	0- 0	0- 0				

RPI S	Opponent	Score	RPI S	Opponent	Score	RPI S	Opponent	Score	RPI S	Opponent	Score	Team's RPI: 282
45	A Arizona	42 61	80	A CSU Bakersfield	62 66	120	A Saint Mary's (CA)	43 64				
			82	H Southern California	57 46	142	N SFA	56 67				
			92	H Pacific	53 63	220	H San Jose St.	70 73				
						250	A California Baptist	81 85				
						255	A Grand Canyon	57 58				
						309	H San Diego St.	64 52				
						340	N Chicago St.	96 65				
						347	H Utah Valley	59 51				
LAST 10 Division I												
45	A Arizona	42 61	255	A Grand Canyon	57 58							
309	H San Diego St.	64 52	80	A CSU Bakersfield	62 66							
250	A California Baptist	81 85	92	H Pacific	53 63							
82	H Southern California	57 46	340	N Chicago St.	96 65							
220	H San Jose St.	70 73	142	N SFA	56 67							

Non-Div I Games:

UC Santa Barbara

■ Loss,
 ■ Non-Conf,
 ■ S Site,
 ■ H Home
 ■ A Away
 N Neutral

Average RPI Win:	190	WON-LOST	WINNING	LAST 10	STRENGTH OF	OPP. STRENGTH	TEAM	ADJ.	CONF.	ADJ CONF.
Average RPI Loss:	44	RECORD	PCT. RANK	GAMES	SCHEDULE	OF SCHEDULE	RPI	RPI	RPI	RPI
DIV. I ONLY	7- 4	101	6-4	66	88	70	70	9	9	
DIV. I NON-CONF.	7- 4	99	6-4	67	84	71	71	9	9	
TOTALS	RPI 1-25	RPI 26-50	W-L RECORDS	RPI 51-100	RPI 101-150	RPI 150+				
7- 4	0- 1	0- 2	OVERALL	0- 1	2- 0	5- 0				
6- 0	0- 0	0- 0	HOME	0- 0	1- 0	5- 0				
1- 2	0- 0	0- 1	AWAY	0- 1	1- 0	0- 0				
0- 2	0- 1	0- 1	NEUTRAL	0- 0	0- 0	0- 0				
7- 4	0- 1	0- 2	NON-CONFERENCE	0- 1	2- 0	5- 0				
6- 0	0- 0	0- 0	HOME	0- 0	1- 0	5- 0				
1- 2	0- 0	0- 1	AWAY	0- 1	1- 0	0- 0				
0- 2	0- 1	0- 1	NEUTRAL	0- 0	0- 0	0- 0				
0- 0	0- 0	0- 0	CONFERENCE	0- 0	0- 0	0- 0				
0- 0	0- 0	0- 0	HOME	0- 0	0- 0	0- 0				
0- 0	0- 0	0- 0	AWAY	0- 0	0- 0	0- 0				
0- 0	0- 0	0- 0	NEUTRAL	0- 0	0- 0	0- 0				

RPI 1-25				RPI 26-50				RPI 51-100				Team's RPI: 70	RPI 101+			
RPI	S	Opponent	Score	RPI	S	Opponent	Score	RPI	S	Opponent	Score		RPI	S	Opponent	Score
10	N	UCLA	56 61	30	A	FGCU	50 72	99	A	Belmont	37 72		120	H	Saint Mary's (CA)	67 58
				36	N	James Madison	43 46						142	A	SFA	63 57
													181	H	Quinnipiac	80 58
													189	H	Delaware	75 49
													191	H	Wright St.	69 53
													219	H	Stetson	66 40
													290	H	Pittsburgh	74 58
LAST 10 Division I																
				191	H	Wright St.	69 53					120	H	Saint Mary's (CA)	67 58	
				189	H	Delaware	75 49					181	H	Quinnipiac	80 58	
				142	A	SFA	63 57					36	N	James Madison	43 46	
				30	A	FGCU	50 72					10	N	UCLA	56 61	
				99	A	Belmont	37 72					219	H	Stetson	66 40	

Non-Div I Games:

UCF

Average RPI Win:	130	WON-LOST	WINNING	LAST 10	STRENGTH OF	OPP. STRENGTH	TEAM	ADJ.	CONF.	ADJ CONF.
Average RPI Loss:	0	RECORD	PCT. RANK	GAMES	SCHEDULE	OF SCHEDULE	RPI	RPI	RPI	RPI
DIV. I ONLY	12- 0	1	10-0	84	27	10	10	1	1	
DIV. I NON-CONF.	11- 0	1	9-0	97	25	10	10	1	1	
TOTALS	RPI 1-25	RPI 26-50	W-L RECORDS	RPI 51-100	RPI 101-150	RPI 150+				
12- 0	2- 0	1- 0	OVERALL	4- 0	1- 0	4- 0				
7- 0	0- 0	1- 0	HOME	2- 0	1- 0	3- 0				
4- 0	2- 0	0- 0	AWAY	1- 0	0- 0	1- 0				
1- 0	0- 0	0- 0	NEUTRAL	1- 0	0- 0	0- 0				
11- 0	2- 0	1- 0	NON-CONFERENCE	3- 0	1- 0	4- 0				
6- 0	0- 0	1- 0	HOME	1- 0	1- 0	3- 0				
4- 0	2- 0	0- 0	AWAY	1- 0	0- 0	1- 0				
1- 0	0- 0	0- 0	NEUTRAL	1- 0	0- 0	0- 0				
1- 0	0- 0	0- 0	CONFERENCE	1- 0	0- 0	0- 0				
1- 0	0- 0	0- 0	HOME	1- 0	0- 0	0- 0				
0- 0	0- 0	0- 0	AWAY	0- 0	0- 0	0- 0				
0- 0	0- 0	0- 0	NEUTRAL	0- 0	0- 0	0- 0				

RPI	S	Opponent	Score	RPI	S	Opponent	Score	RPI	S	Opponent	Score	RPI	S	Opponent	Score
12	A	Indiana	68 58	41	H	Yale	100 65	53	A	Georgia	59 50	139	H	Northern Colo.	92 58
21	A	Virginia	73 62					70	N	UCF	61 56	235	A	CSUN	58 44
								82	H	Southern California	83 59	237	H	Long Beach St.	86 51
								92	H	Pacific	68 57	268	H	LMU (CA)	74 52
												304	H	Weber St.	85 45
LAST 10 Division I															
82	H	Southern California	83 59	12	A	Indiana	68 58								
70	N	UCF	61 56	53	A	Georgia	59 50								
41	H	Yale	100 65	92	H	Pacific	68 57								
139	H	Northern Colo.	92 58	235	A	CSUN	58 44								
237	H	Long Beach St.	86 51	21	A	Virginia	73 62								

Non-Div I Games:

UCLA

Average RPI Win:	56	WON-LOST	WINNING	LAST 10	STRENGTH OF	OPP. STRENGTH	TEAM	ADJ.	CONF.	ADJ CONF.
Average RPI Loss:	0	RECORD	PCT. RANK	GAMES	SCHEDULE	OF SCHEDULE	RPI	RPI	RPI	RPI
DIV. I ONLY	10- 0	1	10-0	15	1	1	1	9	9	
DIV. I NON-CONF.	9- 0	1	9-0	13	1	1	1	9	9	
TOTALS	RPI 1-25	RPI 26-50	W-L RECORDS	RPI 51-100	RPI 101-150	RPI 150+				
10- 0	2- 0	2- 0	OVERALL	5- 0	1- 0	0- 0				
3- 0	1- 0	0- 0	HOME	2- 0	0- 0	0- 0				
6- 0	1- 0	1- 0	AWAY	3- 0	1- 0	0- 0				
1- 0	0- 0	1- 0	NEUTRAL	0- 0	0- 0	0- 0				
9- 0	2- 0	2- 0	NON-CONFERENCE	4- 0	1- 0	0- 0				
3- 0	1- 0	0- 0	HOME	2- 0	0- 0	0- 0				
5- 0	1- 0	1- 0	AWAY	2- 0	1- 0	0- 0				
1- 0	0- 0	1- 0	NEUTRAL	0- 0	0- 0	0- 0				
1- 0	0- 0	0- 0	CONFERENCE	1- 0	0- 0	0- 0				
0- 0	0- 0	0- 0	HOME	0- 0	0- 0	0- 0				
1- 0	0- 0	0- 0	AWAY	1- 0	0- 0	0- 0				
0- 0	0- 0	0- 0	NEUTRAL	0- 0	0- 0	0- 0				

RPI 1-25				Team's RPI: 1				RPI 26-50				RPI 51-100				RPI 101+			
RPI	S	Opponent	Score					RPI	S	Opponent	Score					RPI	S	Opponent	Score
9	A	DePaul	84 74					29	A	Ohio St.	73 62					51	A	Seton Hall	92 78
21	H	Virginia	83 44					40	N	Oklahoma	97 53					55	A	Vanderbilt	64 51
																59	H	California	72 61
																73	A	Temple	83 54
																98	H	Notre Dame	81 57
LAST 10 Division I																			
								40	N	Oklahoma	97 53					9	A	DePaul	84 74
								21	H	Virginia	83 44					98	H	Notre Dame	81 57
								73	A	Temple	83 54					51	A	Seton Hall	92 78
								55	A	Vanderbilt	64 51					124	A	Dayton	75 37
								59	H	California	72 61					29	A	Ohio St.	73 62

Non-Div I Games:

UConn

U
I
C

UIC				Through Games Of Dec. 29, 2019						
Average RPI Win: 340		WON-LOST	WINNING	LAST 10	STRENGTH OF	OPP. STRENGTH	TEAM	ADJ.	CONF.	ADJ CONF.
Average RPI Loss: 187		RECORD	PCT. RANK	GAMES	SCHEDULE	OF SCHEDULE	RPI	RPI	RPI	RPI
DIV. I ONLY		1- 11	334	1-9	156	331	318	318	18	18
DIV. I NON-CONF.		1- 10	329	1-8	217	317	324	324	18	18
TOTALS		RPI 1-25	RPI 26-50	W-L RECORDS	RPI 51-100	RPI 101-150	RPI 150+			
1- 11	0- 1	0- 1	OVERALL	0- 0	0- 1	1- 8				
0- 5	0- 1	0- 0	HOME	0- 0	0- 0	0- 4				
1- 6	0- 0	0- 1	AWAY	0- 0	0- 1	1- 4				
0- 0	0- 0	0- 0	NEUTRAL	0- 0	0- 0	0- 0				
1- 10	0- 1	0- 1	NON-CONFERENCE	0- 0	0- 1	1- 7				
0- 5	0- 1	0- 0	HOME	0- 0	0- 0	0- 4				
1- 5	0- 0	0- 1	AWAY	0- 0	0- 1	1- 3				
0- 0	0- 0	0- 0	NEUTRAL	0- 0	0- 0	0- 0				
0- 1	0- 0	0- 0	CONFERENCE	0- 0	0- 0	0- 1				
0- 0	0- 0	0- 0	HOME	0- 0	0- 0	0- 0				
0- 1	0- 0	0- 0	AWAY	0- 0	0- 0	0- 1				
0- 0	0- 0	0- 0	NEUTRAL	0- 0	0- 0	0- 0				

U
I
C

RPI 1-25				RPI 26-50				RPI 51-100				RPI 101+ Team's RPI: 318			
RPI	S	Opponent	Score	RPI	S	Opponent	Score	RPI	S	Opponent	Score	RPI	S	Opponent	Score
8	H	Florida St.	42 86	44	A	Kansas	50 91					130	A	Miami (OH)	35 85
												154	A	Cleveland St.	44 84
												172	A	Valparaiso	37 63
												207	H	Eastern Mich.	59 68
												228	A	Kansas St.	40 84
												240	H	Western Mich.	52 80
												264	H	Eastern Ill.	45 80
												288	H	Indiana St.	40 61
												325	A	Purdue Fort Wayne	50 61
												340	A	Chicago St.	73 61

U
I
C

LAST 10 Division I															
154	A	Cleveland St.	44	84	207	H	Eastern Mich.	59	68						
8	H	Florida St.	42	86	172	A	Valparaiso	37	63						
288	H	Indiana St.	40	61	240	H	Western Mich.	52	80						
264	H	Eastern Ill.	45	80	340	A	Chicago St.	73	61						
228	A	Kansas St.	40	84	130	A	Miami (OH)	35	85						

Non-Div I Games:

UIC

RPI 1-25				RPI 26-50				RPI 51-100				RPI 101+				Team's RPI: 312	
RPI	S	Opponent	Score	RPI	S	Opponent	Score	RPI	S	Opponent	Score	RPI	S	Opponent	Score		
								94	A	Syracuse	48	82	134	A	William & Mary	48	76
													165	N	La Salle	58	74
													173	H	Howard	61	72
													184	N	Kennesaw St.	44	59
													202	A	Wagner	60	67
													225	A	Mt. St. Mary's	61	71
													276	H	Morgan St.	65	63
													278	A	Lafayette	65	58
													331	H	Coppin St.	71	48
LAST 10 Division I																	
278	A	Lafayette	65	58	276	H	Morgan St.	65	63								
225	A	Mt. St. Mary's	61	71	94	A	Syracuse	48	82								
202	A	Wagner	60	67	184	N	Kennesaw St.	44	59								
331	H	Coppin St.	71	48	165	N	La Salle	58	74								
173	H	Howard	61	72	134	A	William & Mary	48	76								

UMBC

Page 307

Average RPI Win:	225	WON-LOST	WINNING	LAST 10	STRENGTH OF	OPP. STRENGTH	TEAM	ADJ.	CONF.	ADJ CONF.
Average RPI Loss:	130	RECORD	PCT. RANK	GAMES	SCHEDULE	OF SCHEDULE	RPI	RPI	RPI	RPI
DIV. I ONLY	1- 10	329	1-9	104	180	301	301	31	31	
DIV. I NON-CONF.	1- 10	329	1-9	100	180	301	301	31	31	
TOTALS	RPI 1-25	RPI 26-50	W-L RECORDS	RPI 51-100	RPI 101-150	RPI 150+				
1- 10	0- 0	0- 1	OVERALL	0- 4	0- 2	1- 3				
1- 3	0- 0	0- 0	HOME	0- 1	0- 0	1- 2				
0- 7	0- 0	0- 1	AWAY	0- 3	0- 2	0- 1				
0- 0	0- 0	0- 0	NEUTRAL	0- 0	0- 0	0- 0				
1- 10	0- 0	0- 1	NON-CONFERENCE	0- 4	0- 2	1- 3				
1- 3	0- 0	0- 0	HOME	0- 1	0- 0	1- 2				
0- 7	0- 0	0- 1	AWAY	0- 3	0- 2	0- 1				
0- 0	0- 0	0- 0	NEUTRAL	0- 0	0- 0	0- 0				
0- 0	0- 0	0- 0	CONFERENCE	0- 0	0- 0	0- 0				
0- 0	0- 0	0- 0	HOME	0- 0	0- 0	0- 0				
0- 0	0- 0	0- 0	AWAY	0- 0	0- 0	0- 0				
0- 0	0- 0	0- 0	NEUTRAL	0- 0	0- 0	0- 0				

RPI 1-25				RPI 26-50				RPI 51-100				RPI 101+ Team's RPI: 301			
RPI	S	Opponent	Score	RPI	S	Opponent	Score	RPI	S	Opponent	Score	RPI	S	Opponent	Score
				28	A	Virginia Tech	43 86	58	A	Charlotte	44 64	119	A	UNC Greensboro	48 86
								60	A	Old Dominion	39 48	134	A	William & Mary	50 78
								94	A	Syracuse	50 65	224	A	East Carolina	42 57
								100	H	Richmond	52 64	225	H	Mt. St. Mary's	78 76
												239	H	Georgetown	39 57
												242	H	Longwood	62 71
LAST 10 Division I															
				58	A	Charlotte	44 64	239	H	Georgetown	39 57				
				224	A	East Carolina	42 57	242	H	Longwood	62 71				
				28	A	Virginia Tech	43 86	225	H	Mt. St. Mary's	78 76				
				119	A	UNC Greensboro	48 86	60	A	Old Dominion	39 48				
				94	A	Syracuse	50 65	100	H	Richmond	52 64				

Non-Div I Games: Greensboro 65 48 Wesley 75 29

UMES

Loss, Non-Conf, S Site, H Home A Away N Neutral

Average RPI Win: 222	WON-LOST	WINNING	LAST 10	STRENGTH OF	OPP. STRENGTH	TEAM	ADJ.	CONF.	ADJ CONF.
Average RPI Loss: 135	RECORD	PCT. RANK	GAMES	SCHEDULE	OF SCHEDULE	RPI	RPI	RPI	RPI
DIV. I ONLY	5- 7	208	4-6	210	111	236	236	32	32
DIV. I NON-CONF.	5- 7	206	4-6	204	108	238	238	32	32
TOTALS	RPI 1-25	RPI 26-50	W-L RECORDS	RPI 51-100	RPI 101-150	RPI 150+			
5- 7	0- 1	0- 0	OVERALL	0- 2	0- 1	5- 3			
4- 4	0- 0	0- 0	HOME	0- 1	0- 1	4- 2			
1- 3	0- 1	0- 0	AWAY	0- 1	0- 0	1- 1			
0- 0	0- 0	0- 0	NEUTRAL	0- 0	0- 0	0- 0			
5- 7	0- 1	0- 0	NON-CONFERENCE	0- 2	0- 1	5- 3			
4- 4	0- 0	0- 0	HOME	0- 1	0- 1	4- 2			
1- 3	0- 1	0- 0	AWAY	0- 1	0- 0	1- 1			
0- 0	0- 0	0- 0	NEUTRAL	0- 0	0- 0	0- 0			
0- 0	0- 0	0- 0	CONFERENCE	0- 0	0- 0	0- 0			
0- 0	0- 0	0- 0	HOME	0- 0	0- 0	0- 0			
0- 0	0- 0	0- 0	AWAY	0- 0	0- 0	0- 0			
0- 0	0- 0	0- 0	NEUTRAL	0- 0	0- 0	0- 0			

RPI 1-25				RPI 26-50				RPI 51-100				RPI 101+				Team's RPI: 236	
RPI	S	Opponent	Score	RPI	S	Opponent	Score	RPI	S	Opponent	Score	RPI	S	Opponent	Score		
2	A	Missouri St.	58 83					83	H	Loyola Chicago	67 72	112	H	Liberty	44 68		
								92	A	Pacific	60 89	152	H	Davidson	64 74		
												180	H	Portland St.	87 69		
												194	H	Missouri	59 56		
												196	A	George Mason	64 58		
												228	H	Kansas St.	67 74		
												261	H	Eastern Wash.	66 55		
												275	A	Omaha	53 57		
												279	H	Denver	83 79		
LAST 10 Division I																	
				112	H	Liberty	44 68	261	H	Eastern Wash.	66 55						
				196	A	George Mason	64 58	228	H	Kansas St.	67 74						
				83	H	Loyola Chicago	67 72	194	H	Missouri	59 56						
				152	H	Davidson	64 74	275	A	Omaha	53 57						
				180	H	Portland St.	87 69	2	A	Missouri St.	58 83						

Non-Div I Games: Rockhurst 78 60 Science & Arts Okla74 43

UMKC

Loss, Non-Conf, S Site, H Home A Away N Neutral

Average RPI Win:	332	WON-LOST	WINNING	LAST 10	STRENGTH OF	OPP. STRENGTH	TEAM	ADJ.	CONF.	ADJ CONF.
Average RPI Loss:	102	RECORD	PCT. RANK	GAMES	SCHEDULE	OF SCHEDULE	RPI	RPI	RPI	RPI
DIV. I ONLY	4- 9	252	4-6	169	266	248	248	27	27	
DIV. I NON-CONF.	4- 9	252	4-6	170	265	248	248	27	27	
TOTALS	RPI 1-25	RPI 26-50	W-L RECORDS	RPI 51-100	RPI 101-150	RPI 150+				
4- 9	0- 0	0- 2	OVERALL	0- 3	0- 1	4- 3				
2- 4	0- 0	0- 1	HOME	0- 0	0- 0	2- 3				
2- 5	0- 0	0- 1	AWAY	0- 3	0- 1	2- 0				
0- 0	0- 0	0- 0	NEUTRAL	0- 0	0- 0	0- 0				
4- 9	0- 0	0- 2	NON-CONFERENCE	0- 3	0- 1	4- 3				
2- 4	0- 0	0- 1	HOME	0- 0	0- 0	2- 3				
2- 5	0- 0	0- 1	AWAY	0- 3	0- 1	2- 0				
0- 0	0- 0	0- 0	NEUTRAL	0- 0	0- 0	0- 0				
0- 0	0- 0	0- 0	CONFERENCE	0- 0	0- 0	0- 0				
0- 0	0- 0	0- 0	HOME	0- 0	0- 0	0- 0				
0- 0	0- 0	0- 0	AWAY	0- 0	0- 0	0- 0				
0- 0	0- 0	0- 0	NEUTRAL	0- 0	0- 0	0- 0				

RPI 1-25				RPI 26-50				RPI 51-100				RPI 101+				Team's RPI: 248	
RPI	S	Opponent	Score	RPI	S	Opponent	Score	RPI	S	Opponent	Score	RPI	S	Opponent	Score		
				41	H	Yale	59 67	67	A	Colgate	51 73	125	A	Merrimack	50 73		
				44	A	Kansas	44 79	75	A	Providence	38 63	153	H	Massachusetts	58 74		
								96	A	Boston College	46 89	158	H	Dartmouth	51 62		
												159	H	Cornell	56 70		
												317	A	Bryant	55 35		
												328	A	Central Conn. St.	56 54		
												336	H	Fairleigh Dickinson	61 56		
												345	H	LIU Brooklyn	65 56		
LAST 10 Division I																	
				336	H	Fairleigh Dickinson	61 56	125	A	Merrimack	50 73						
				159	H	Cornell	56 70	158	H	Dartmouth	51 62						
				75	A	Providence	38 63	345	H	LIU Brooklyn	65 56						
				41	H	Yale	59 67	328	A	Central Conn. St.	56 54						
				44	A	Kansas	44 79	317	A	Bryant	55 35						

Non-Div I Games:

UMass Lowell

■ Loss,
 ■ Non-Conf,
 ■ S Site,
 ■ H Home
 ■ A Away
 N Neutral

ONE HENRIEVILLE				THROUGH GAMES OF DEC. 19, 1919						
Average RPI Win:	287	WON-LOST	WINNING	LAST 10	STRENGTH OF	OPP. STRENGTH	TEAM	ADJ.	CONF.	ADJ CONF.
Average RPI Loss:	143	RECORD	PCT. RANK	GAMES	SCHEDULE	OF SCHEDULE	RPI	RPI	RPI	RPI
DIV. I ONLY	5- 3	113	5-3	345	102	246	246	29	29	
DIV. I NON-CONF.	4- 3	133	4-3	346	92	255	255	29	29	
TOTALS	RPI 1-25	RPI 26-50	W-L RECORDS	RPI 51-100	RPI 101-150	RPI 150+				
5- 3	0- 1	0- 0	OVERALL	0- 0	0- 1	5- 1				
2- 1	0- 0	0- 0	HOME	0- 0	0- 1	2- 0				
2- 2	0- 1	0- 0	AWAY	0- 0	0- 0	2- 1				
1- 0	0- 0	0- 0	NEUTRAL	0- 0	0- 0	1- 0				
4- 3	0- 1	0- 0	NON-CONFERENCE	0- 0	0- 1	4- 1				
1- 1	0- 0	0- 0	HOME	0- 0	0- 1	1- 0				
2- 2	0- 1	0- 0	AWAY	0- 0	0- 0	2- 1				
1- 0	0- 0	0- 0	NEUTRAL	0- 0	0- 0	1- 0				
1- 0	0- 0	0- 0	CONFERENCE	0- 0	0- 0	1- 0				
1- 0	0- 0	0- 0	HOME	0- 0	0- 0	1- 0				
0- 0	0- 0	0- 0	AWAY	0- 0	0- 0	0- 0				
0- 0	0- 0	0- 0	NEUTRAL	0- 0	0- 0	0- 0				

RPI 1-25					RPI 26-50					RPI 51-100					RPI 101+					Team's RPI: 246	
RPI	S	Opponent	Score		RPI	S	Opponent	Score		RPI	S	Opponent	Score		RPI	S	Opponent	Score			
23	A	Miami (FL)	46	75											119	H	UNC Greensboro	40	67		
															238	A	ETSU	72	54		
															244	N	Southern U.	53	34		
															274	H	Presbyterian	54	39		
															287	A	Wofford	38	75		
															333	A	Western Caro.	64	47		
															348	H	South Carolina St.	82	51		
LAST 10 Division I																					
					274	H	Presbyterian	54	39	244	N	Southern U.	53	34							
					238	A	ETSU	72	54	23	A	Miami (FL)	46	75							
					333	A	Western Caro.	64	47	287	A	Wofford	38	75							
										348	H	South Carolina St.	82	51							
										119	H	UNC Greensboro	40	67							

Non-Div I Games:	Montreat	89	45	Lenoir-Rhyne	68	48
------------------	----------	----	----	--------------	----	----

UNC Asheville

■ Loss, ■ Non-Conf, S Site, H Home A Away N Neutral

UNC Greensboro

Through Games Of Dec. 29, 2019

Average RPI Win:	247	WON-LOST	WINNING	LAST 10	STRENGTH OF	OPP. STRENGTH	TEAM	ADJ.	CONF.	ADJ CONF.
Average RPI Loss:	141	RECORD	PCT. RANK	GAMES	SCHEDULE	OF SCHEDULE	RPI	RPI	RPI	RPI
DIV. I ONLY	8- 4	85	7-3	217	313	119	119	22	22	
DIV. I NON-CONF.	8- 4	87	7-3	212	313	119	119	22	22	
TOTALS	RPI 1-25	RPI 26-50	W-L RECORDS	RPI 51-100	RPI 101-150	RPI 150+				
8- 4	0- 0	0- 0	OVERALL	0- 2	2- 0	6- 2				
4- 1	0- 0	0- 0	HOME	0- 1	0- 0	4- 0				
4- 3	0- 0	0- 0	AWAY	0- 1	2- 0	2- 2				
0- 0	0- 0	0- 0	NEUTRAL	0- 0	0- 0	0- 0				
8- 4	0- 0	0- 0	NON-CONFERENCE	0- 2	2- 0	6- 2				
4- 1	0- 0	0- 0	HOME	0- 1	0- 0	4- 0				
4- 3	0- 0	0- 0	AWAY	0- 1	2- 0	2- 2				
0- 0	0- 0	0- 0	NEUTRAL	0- 0	0- 0	0- 0				
0- 0	0- 0	0- 0	CONFERENCE	0- 0	0- 0	0- 0				
0- 0	0- 0	0- 0	HOME	0- 0	0- 0	0- 0				
0- 0	0- 0	0- 0	AWAY	0- 0	0- 0	0- 0				
0- 0	0- 0	0- 0	NEUTRAL	0- 0	0- 0	0- 0				

RPI 1-25				RPI 26-50				RPI 51-100				RPI 101+				Team's RPI: 119	
RPI	S	Opponent	Score	RPI	S	Opponent	Score	RPI	S	Opponent	Score	RPI	S	Opponent	Score		
								69	A	N.C. A&T	48	57	112	A	Liberty	58	53
								100	H	Richmond	62	70					
													116	A	Wake Forest	67	65
													171	A	Coastal Caro.	54	63
													222	A	Campbell	64	72
													246	A	UNC Asheville	67	40
													286	H	Appalachian St.	54	47
													297	A	Col. of Charleston	69	56
													301	H	UMES	86	48
													307	H	High Point	82	70
													310	H	Georgia St.	64	49
LAST 10 Division I																	
				286	H	Appalachian St.	54	47					69	A	N.C. A&T	48	57
				307	H	High Point	82	70					310	H	Georgia St.	64	49
				297	A	Col. of Charleston	69	56					222	A	Campbell	64	72
				301	H	UMES	86	48					246	A	UNC Asheville	67	40
				171	A	Coastal Caro.	54	63					112	A	Liberty	58	53

Non-Div I Games: Erskine 106 44

UNC Greensboro

Loss, Non-Conf, S Site, H Home A Away N Neutral

RPI 1-25					
RPI	S	Opponent	Score		
20	A	NC State	40	80	
RPI 26-50					
RPI	S	Opponent	Score		
RPI 51-100					
RPI	S	Opponent	Score		
RPI 101+					
RPI	S	Opponent	Score		
116	A	Wake Forest	55	65	
123	N	North Carolina	45	85	
171	H	Coastal Caro.	43	62	
184	H	Kennesaw St.	56	58	
242	A	Longwood	58	59	
274	A	Presbyterian	70	60	
295	H	Winthrop	63	75	
348	H	South Carolina St.	84	46	
Team's RPI: 280					
LAST 10 Division I					
123	N	North Carolina	45	85	
295	H	Winthrop	63	75	
171	H	Coastal Caro.	43	62	
116	A	Wake Forest	55	65	
274	A	Presbyterian	70	60	
184	H	Kennesaw St.	56	58	
348	H	South Carolina St.	84	46	
242	A	Longwood	58	59	
20	A	NC State	40	80	

UNCW

Page 313

Average RPI Win: 163		WON-LOST	WINNING	LAST 10	STRENGTH OF	OPP. STRENGTH	TEAM	ADJ.	CONF.	ADJ CONF.
Average RPI Loss: 43		RECORD	PCT. RANK	GAMES	SCHEDULE	OF SCHEDULE	RPI	RPI	RPI	RPI
DIV. I ONLY		7- 3	76	7-3	107	12	46	46	7	7
DIV. I NON-CONF.		7- 3	79	7-3	104	12	45	45	7	7
<hr/>										
TOTALS	RPI 1-25		RPI 26-50		W-L RECORDS		RPI 51-100		RPI 101-150	RPI 150+
7- 3	1- 1		0- 1		OVERALL		1- 1		1- 0	4- 0
3- 0	1- 0		0- 0		HOME		1- 0		0- 0	1- 0
4- 1	0- 1		0- 0		AWAY		0- 0		1- 0	3- 0
0- 2	0- 0		0- 1		NEUTRAL		0- 1		0- 0	0- 0
7- 3	1- 1		0- 1		NON-CONFERENCE		1- 1		1- 0	4- 0
3- 0	1- 0		0- 0		HOME		1- 0		0- 0	1- 0
4- 1	0- 1		0- 0		AWAY		0- 0		1- 0	3- 0
0- 2	0- 0		0- 1		NEUTRAL		0- 1		0- 0	0- 0
0- 0	0- 0		0- 0		CONFERENCE		0- 0		0- 0	0- 0
0- 0	0- 0		0- 0		HOME		0- 0		0- 0	0- 0
0- 0	0- 0		0- 0		AWAY		0- 0		0- 0	0- 0
0- 0	0- 0		0- 0		NEUTRAL		0- 0		0- 0	0- 0

RPI 1-25				RPI 26-50				Team's RPI: 46				RPI 51-100				RPI 101+			
RPI	S	Opponent	Score	RPI	S	Opponent	Score	RPI	S	Opponent	Score	RPI	S	Opponent	Score	RPI	S	Opponent	Score
14	A	Creighton	54 57	29	N	Ohio St.	46 64	76	H	IUPUI	51 50	129	A	Wichita St.	61 50				
16	H	Iowa	88 66					87	N	Alabama	77 87	157	A	Iowa St.	71 63				
												194	A	Missouri	78 73				
												275	A	Omaha	81 45				
												296	H	North Dakota St.	95 63				
LAST 10 Division I																			
157	A	Iowa St.	71 63	29	N	Ohio St.	46 64	87	N	Alabama	77 87	16	H	Iowa	88 66				
76	H	IUPUI	51 50									194	A	Missouri	78 73				
275	A	Omaha	81 45									129	A	Wichita St.	61 50				
14	A	Creighton	54 57																
296	H	North Dakota St.	95 63																

Non-Div I Games: Northwest Mo. St. 78 53

UNI

Average RPI Win:	201	WON-LOST	WINNING	LAST 10	STRENGTH OF	OPP. STRENGTH	TEAM	ADJ.	CONF.	ADJ CONF.
Average RPI Loss:	138	RECORD	PCT. RANK	GAMES	SCHEDULE	OF SCHEDULE	RPI	RPI	RPI	RPI
DIV. I ONLY	4- 8	238	4-6	190	143	263	263	24	24	
DIV. I NON-CONF.	4- 7	224	4-5	206	123	253	253	25	25	
TOTALS	RPI 1-25	RPI 26-50	W-L RECORDS	RPI 51-100	RPI 101-150	RPI 150+				
4- 8	0- 1	0- 1	OVERALL	1- 1	1- 0	2- 5				
3- 5	0- 1	0- 1	HOME	1- 0	1- 0	1- 3				
1- 3	0- 0	0- 0	AWAY	0- 1	0- 0	1- 2				
0- 0	0- 0	0- 0	NEUTRAL	0- 0	0- 0	0- 0				
4- 7	0- 1	0- 1	NON-CONFERENCE	1- 1	1- 0	2- 4				
3- 4	0- 1	0- 1	HOME	1- 0	1- 0	1- 2				
1- 3	0- 0	0- 0	AWAY	0- 1	0- 0	1- 2				
0- 0	0- 0	0- 0	NEUTRAL	0- 0	0- 0	0- 0				
0- 1	0- 0	0- 0	CONFERENCE	0- 0	0- 0	0- 1				
0- 1	0- 0	0- 0	HOME	0- 0	0- 0	0- 1				
0- 0	0- 0	0- 0	AWAY	0- 0	0- 0	0- 0				
0- 0	0- 0	0- 0	NEUTRAL	0- 0	0- 0	0- 0				

RPI 1-25				RPI 26-50				RPI 51-100				RPI 101+ Team's RPI: 263			
RPI	S	Opponent	Score	RPI	S	Opponent	Score	RPI	S	Opponent	Score	RPI	S	Opponent	Score
21	H	Virginia	55 63	31	H	Duke	45 57	68	H	St. John's (NY)	79 75	136	H	South Fla.	61 51
								82	A	Southern California	54 75	160	H	Fresno St.	66 72
												161	A	Southern Utah	68 72
												185	H	Elon	44 50
												208	H	Cal St. Fullerton	58 64
												253	A	Pepperdine	69 44
												255	A	Grand Canyon	51 53
												348	H	South Carolina St.	66 57
LAST 10 Division I															
136	H	South Fla.	61 51	253	A	Pepperdine	69 44								
21	H	Virginia	55 63	160	H	Fresno St.	66 72								
255	A	Grand Canyon	51 53	68	H	St. John's (NY)	79 75								
82	A	Southern California	54 75	185	H	Elon	44 50								
161	A	Southern Utah	68 72	348	H	South Carolina St.	66 57								

Non-Div I Games:

UNLV

USC Upstate

Through Games Of Dec. 29, 2019

Average RPI Win:	341	WON-LOST	WINNING	LAST 10	STRENGTH OF	OPP. STRENGTH	TEAM	ADJ.	CONF.	ADJ CONF.
Average RPI Loss:	120	RECORD	PCT. RANK	GAMES	SCHEDULE	OF SCHEDULE	RPI	RPI	RPI	RPI
DIV. I ONLY	4- 4	165	4-4	346	140	306	306	29	29	
DIV. I NON-CONF.	3- 4	202	3-4	337	134	303	303	29	29	
TOTALS	RPI 1-25	RPI 26-50	W-L RECORDS	RPI 51-100	RPI 101-150	RPI 150+				
4- 4	0- 1	0- 0	OVERALL	0- 1	0- 0	4- 2				
4- 0	0- 0	0- 0	HOME	0- 0	0- 0	4- 0				
0- 4	0- 1	0- 0	AWAY	0- 1	0- 0	0- 2				
0- 0	0- 0	0- 0	NEUTRAL	0- 0	0- 0	0- 0				
3- 4	0- 1	0- 0	NON-CONFERENCE	0- 1	0- 0	3- 2				
3- 0	0- 0	0- 0	HOME	0- 0	0- 0	3- 0				
0- 4	0- 1	0- 0	AWAY	0- 1	0- 0	0- 2				
0- 0	0- 0	0- 0	NEUTRAL	0- 0	0- 0	0- 0				
1- 0	0- 0	0- 0	CONFERENCE	0- 0	0- 0	1- 0				
1- 0	0- 0	0- 0	HOME	0- 0	0- 0	1- 0				
0- 0	0- 0	0- 0	AWAY	0- 0	0- 0	0- 0				
0- 0	0- 0	0- 0	NEUTRAL	0- 0	0- 0	0- 0				

RPI 1-25				RPI 26-50				RPI 51-100				RPI 101+ Team's RPI: 306			
RPI	S	Opponent	Score	RPI	S	Opponent	Score	RPI	S	Opponent	Score	RPI	S	Opponent	Score
6	A	South Carolina	32 112					53	A	Georgia	53 67	197	A	Jacksonville	43 87
												224	A	East Carolina	48 69
												333	H	Western Caro.	70 62
												338	H	Charleston So.	70 53
												346	H	Florida A&M	74 61
												348	H	South Carolina St.	58 47
LAST 10 Division I															
338	H	Charleston So.	70 53	197	A	Jacksonville	43 87	333	H	Western Caro.	70 62				
348	H	South Carolina St.	58 47	224	A	East Carolina	48 69	346	H	Florida A&M	74 61				
53	A	Georgia	53 67												
6	A	South Carolina	32 112												

Non-Div I Games: Mars Hill 89 31 UNKNOWN 71 49

USC Upstate

Loss, Non-Conf, S Site, H Home A Away N Neutral

Average RPI Win:	245	WON-LOST	WINNING	LAST 10	STRENGTH OF	OPP. STRENGTH	TEAM	ADJ.	CONF.	ADJ CONF.
Average RPI Loss:	31	RECORD	PCT. RANK	GAMES	SCHEDULE	OF SCHEDULE	RPI	RPI	RPI	RPI
DIV. I ONLY	6- 5	147	5-5	65	87	88	88	21	21	
DIV. I NON-CONF.	6- 5	149	5-5	65	83	90	90	21	21	
TOTALS	RPI 1-25	RPI 26-50	W-L RECORDS	RPI 51-100	RPI 101-150	RPI 150+				
6- 5	0- 3	0- 0	OVERALL	0- 2	0- 0	6- 0				
3- 1	0- 0	0- 0	HOME	0- 1	0- 0	3- 0				
3- 1	0- 1	0- 0	AWAY	0- 0	0- 0	3- 0				
0- 3	0- 2	0- 0	NEUTRAL	0- 1	0- 0	0- 0				
6- 5	0- 3	0- 0	NON-CONFERENCE	0- 2	0- 0	6- 0				
3- 1	0- 0	0- 0	HOME	0- 1	0- 0	3- 0				
3- 1	0- 1	0- 0	AWAY	0- 0	0- 0	3- 0				
0- 3	0- 2	0- 0	NEUTRAL	0- 1	0- 0	0- 0				
0- 0	0- 0	0- 0	CONFERENCE	0- 0	0- 0	0- 0				
0- 0	0- 0	0- 0	HOME	0- 0	0- 0	0- 0				
0- 0	0- 0	0- 0	AWAY	0- 0	0- 0	0- 0				
0- 0	0- 0	0- 0	NEUTRAL	0- 0	0- 0	0- 0				

RPI 1-25				RPI 26-50				RPI 51-100				Team's RPI: 88	RPI 101+			
RPI	S	Opponent	Score	RPI	S	Opponent	Score	RPI	S	Opponent	Score		RPI	S	Opponent	Score
3	N	Louisville	67 76					52	N	Oklahoma St.	47 60		191	H	Wright St.	68 62
15	A	Northwestern	47 74					65	H	Marist	57 73		204	A	North Texas	68 49
22	N	Oregon	54 91										212	H	SMU	51 46
													228	A	Kansas St.	57 53
													294	A	Grambling	88 54
													340	H	Chicago St.	84 53
LAST 10 Division I																
65	H	Marist	57 73	212	H	SMU	51 46									
15	A	Northwestern	47 74	3	N	Louisville	67 76									
191	H	Wright St.	68 62	228	A	Kansas St.	57 53									
52	N	Oklahoma St.	47 60	294	A	Grambling	88 54									
22	N	Oregon	54 91	204	A	North Texas	68 49									

Non-Div I Games:

UT Arlington

Average RPI Win:	196	WON-LOST	WINNING	LAST 10	STRENGTH OF	OPP. STRENGTH	TEAM	ADJ.	CONF.	ADJ CONF.
Average RPI Loss:	38	RECORD	PCT. RANK	GAMES	SCHEDULE	OF SCHEDULE	RPI	RPI	RPI	RPI
DIV. I ONLY	4- 7	229	4-6	44	16	135	135	19	19	
DIV. I NON-CONF.	4- 7	224	4-6	45	17	139	139	20	20	
TOTALS	RPI 1-25	RPI 26-50	W-L RECORDS	RPI 51-100	RPI 101-150	RPI 150+				
4- 7	0- 3	0- 2	OVERALL	1- 2	0- 0	3- 0				
4- 1	0- 1	0- 0	HOME	1- 0	0- 0	3- 0				
0- 6	0- 2	0- 2	AWAY	0- 2	0- 0	0- 0				
0- 0	0- 0	0- 0	NEUTRAL	0- 0	0- 0	0- 0				
4- 7	0- 3	0- 2	NON-CONFERENCE	1- 2	0- 0	3- 0				
4- 1	0- 1	0- 0	HOME	1- 0	0- 0	3- 0				
0- 6	0- 2	0- 2	AWAY	0- 2	0- 0	0- 0				
0- 0	0- 0	0- 0	NEUTRAL	0- 0	0- 0	0- 0				
0- 0	0- 0	0- 0	CONFERENCE	0- 0	0- 0	0- 0				
0- 0	0- 0	0- 0	HOME	0- 0	0- 0	0- 0				
0- 0	0- 0	0- 0	AWAY	0- 0	0- 0	0- 0				
0- 0	0- 0	0- 0	NEUTRAL	0- 0	0- 0	0- 0				

RPI 1-25				RPI 26-50				RPI 51-100				RPI 101+ Team's RPI: 135			
RPI	S	Opponent	Score	RPI	S	Opponent	Score	RPI	S	Opponent	Score	RPI	S	Opponent	Score
3	H	Louisville	63 71	43	A	Arkansas	46 96	61	A	Illinois St.	47 70	155	H	Samford	80 75
7	A	Gonzaga	55 78	48	A	Saint Louis	50 56	76	H	IUPUI	57 51	233	H	Chattanooga	78 51
18	A	Mississippi St.	46 82					86	A	Southern Ill.	59 70	321	H	Lipscomb	83 67
LAST 10 Division I															
3	H	Louisville	63 71	43	A	Arkansas	46 96	76	H	IUPUI	57 51	155	H	Samford	80 75
321	H	Lipscomb	83 67	76	H	IUPUI	57 51	7	A	Gonzaga	55 78	18	A	Mississippi St.	46 82
233	H	Chattanooga	78 51	59	A	Southern Ill.	59 70								
86	A	Southern Ill.	59 70												
61	A	Illinois St.	47 70												

Non-Div I Games:

UT Martin

■ Loss,
 ■ Non-Conf, S Site,
 ■ Home
 ■ Away
 N Neutral

Average RPI Win:	297	WON-LOST	WINNING	LAST 10	STRENGTH OF	OPP. STRENGTH	TEAM	ADJ.	CONF.	ADJ CONF.
Average RPI Loss:	158	RECORD	PCT. RANK	GAMES	SCHEDULE	OF SCHEDULE	RPI	RPI	RPI	RPI
DIV. I ONLY	7- 4	101	6-4	303	296	254	254	15	15	
DIV. I NON-CONF.	7- 4	99	6-4	303	292	254	254	15	15	
TOTALS	RPI 1-25	RPI 26-50	W-L RECORDS	RPI 51-100	RPI 101-150	RPI 150+				
7- 4	0- 0	0- 1	OVERALL	0- 0	0- 0	7- 3				
6- 3	0- 0	0- 1	HOME	0- 0	0- 0	6- 2				
1- 1	0- 0	0- 0	AWAY	0- 0	0- 0	1- 1				
0- 0	0- 0	0- 0	NEUTRAL	0- 0	0- 0	0- 0				
7- 4	0- 0	0- 1	NON-CONFERENCE	0- 0	0- 0	7- 3				
6- 3	0- 0	0- 1	HOME	0- 0	0- 0	6- 2				
1- 1	0- 0	0- 0	AWAY	0- 0	0- 0	1- 1				
0- 0	0- 0	0- 0	NEUTRAL	0- 0	0- 0	0- 0				
0- 0	0- 0	0- 0	CONFERENCE	0- 0	0- 0	0- 0				
0- 0	0- 0	0- 0	HOME	0- 0	0- 0	0- 0				
0- 0	0- 0	0- 0	AWAY	0- 0	0- 0	0- 0				
0- 0	0- 0	0- 0	NEUTRAL	0- 0	0- 0	0- 0				

RPI 1-25			RPI 26-50			RPI 51-100			RPI 101+			Team's RPI: 254
RPI	S	Opponent	Score	RPI	S	Opponent	Score	RPI	S	Opponent	Score	
				45	H	Arizona	43 54					
								169	H	New Mexico	78 93	
								205	H	Tulsa	51 58	
								212	A	SMU	56 60	
								240	H	Western Mich.	76 46	
								270	H	UC Riverside	63 50	
								304	H	Weber St.	70 51	
								310	H	Georgia St.	71 68	
								319	A	New Mexico St.	63 57	
								319	H	New Mexico St.	65 45	
								320	H	Alcorn	92 47	
LAST 10 Division I												
				212	A	SMU	56 60	205	H	Tulsa	51 58	
				45	H	Arizona	43 54	319	H	New Mexico St.	65 45	
				304	H	Weber St.	70 51	169	H	New Mexico	78 93	
				310	H	Georgia St.	71 68	320	H	Alcorn	92 47	
				240	H	Western Mich.	76 46	319	A	New Mexico St.	63 57	

Non-Div I Games:

UTEP

■ Loss,
 ■ Non-Conf, S Site,
 ■ Home
 ■ Away
 N Neutral

Average RPI Win:	341	WON-LOST	WINNING	LAST 10	STRENGTH OF	OPP. STRENGTH	TEAM	ADJ.	CONF.	ADJ CONF.
Average RPI Loss:	184	RECORD	PCT. RANK	GAMES	SCHEDULE	OF SCHEDULE	RPI	RPI	RPI	RPI
DIV. I ONLY	1- 8	322	1-8	280	319	342	342	32	32	
DIV. I NON-CONF.	1- 8	322	1-8	281	320	342	342	32	32	
TOTALS	RPI 1-25	RPI 26-50	W-L RECORDS	RPI 51-100	RPI 101-150	RPI 150+				
1- 8	0- 0	0- 0	OVERALL	0- 3	0- 0	1- 5				
1- 2	0- 0	0- 0	HOME	0- 1	0- 0	1- 1				
0- 4	0- 0	0- 0	AWAY	0- 2	0- 0	0- 2				
0- 2	0- 0	0- 0	NEUTRAL	0- 0	0- 0	0- 2				
1- 8	0- 0	0- 0	NON-CONFERENCE	0- 3	0- 0	1- 5				
1- 2	0- 0	0- 0	HOME	0- 1	0- 0	1- 1				
0- 4	0- 0	0- 0	AWAY	0- 2	0- 0	0- 2				
0- 2	0- 0	0- 0	NEUTRAL	0- 0	0- 0	0- 2				
0- 0	0- 0	0- 0	CONFERENCE	0- 0	0- 0	0- 0				
0- 0	0- 0	0- 0	HOME	0- 0	0- 0	0- 0				
0- 0	0- 0	0- 0	AWAY	0- 0	0- 0	0- 0				
0- 0	0- 0	0- 0	NEUTRAL	0- 0	0- 0	0- 0				

RPI 1-25			RPI 26-50			RPI 51-100			RPI 101+			Team's RPI: 342
RPI	S	Opponent	Score	RPI	S	Opponent	Score	RPI	S	Opponent	Score	
						79 H Texas Southern	44 71	223 A A&M-Corpus Christi		50 61		
						82 A Southern California	43 80	223 H A&M-Corpus Christi		54 59		
						93 A Texas	69 85	228 A Kansas St.		66 79		
								237 N Long Beach St.		65 69		
								308 N Nevada		57 62		
								341 H UTSA		75 64		
LAST 10 Division I												
		308 N Nevada	57 62			228 A Kansas St.	66 79					
		237 N Long Beach St.	65 69			223 A A&M-Corpus Christi	50 61					
		82 A Southern California	43 80			93 A Texas	69 85					
		223 H A&M-Corpus Christi	54 59			79 H Texas Southern	44 71					
		341 H UTSA	75 64									

Non-Div I Games: Tex. A&M Int'l 72 56 Tex. A&M-Kingsville 66 45 Texas Lutheran 98 46 Minot St. 75 56

UTRGV

Loss, Non-Conf, S Site, H Home A Away N Neutral

UTSA

Through Games Of Dec. 29, 2019

Average RPI Win:	351	WON-LOST	WINNING	LAST 10	STRENGTH OF	OPP. STRENGTH	TEAM	ADJ.	CONF.	ADJ CONF.
Average RPI Loss:	183	RECORD	PCT. RANK	GAMES	SCHEDULE	OF SCHEDULE	RPI	RPI	RPI	RPI
DIV. I ONLY	1- 7	319	1-7	281	337	341	341	15	15	
DIV. I NON-CONF.	1- 7	321	1-7	282	340	341	341	15	15	
TOTALS	RPI 1-25	RPI 26-50	W-L RECORDS	RPI 51-100	RPI 101-150	RPI 150+				
1- 7	0- 0	0- 0	OVERALL	0- 1	0- 1	1- 5				
1- 1	0- 0	0- 0	HOME	0- 0	0- 0	1- 1				
0- 5	0- 0	0- 0	AWAY	0- 1	0- 1	0- 3				
0- 1	0- 0	0- 0	NEUTRAL	0- 0	0- 0	0- 1				
1- 7	0- 0	0- 0	NON-CONFERENCE	0- 1	0- 1	1- 5				
1- 1	0- 0	0- 0	HOME	0- 0	0- 0	1- 1				
0- 5	0- 0	0- 0	AWAY	0- 1	0- 1	0- 3				
0- 1	0- 0	0- 0	NEUTRAL	0- 0	0- 0	0- 1				
0- 0	0- 0	0- 0	CONFERENCE	0- 0	0- 0	0- 0				
0- 0	0- 0	0- 0	HOME	0- 0	0- 0	0- 0				
0- 0	0- 0	0- 0	AWAY	0- 0	0- 0	0- 0				
0- 0	0- 0	0- 0	NEUTRAL	0- 0	0- 0	0- 0				

RPI 1-25			RPI 26-50			RPI 51-100			RPI 101+			Team's RPI: 341
RPI	S	Opponent	Score	RPI	S	Opponent	Score	RPI	S	Opponent	Score	
						93 A Texas	53 84			146 A Hawaii	50 62	
										163 H Sam Houston St.	77 81	
										167 A Texas St.	69 74	
										183 A Texas Tech	58 115	
										186 N Utah	45 91	
										342 A UTRGV	64 75	
										351 H Incarnate Word	63 56	
LAST 10 Division I												
		167 A Texas St.	69 74			183 A Texas Tech	58 115					
		342 A UTRGV	64 75			163 H Sam Houston St.	77 81					
		186 N Utah	45 91			351 H Incarnate Word	63 56					
		146 A Hawaii	50 62									
		93 A Texas	53 84									

Non-Div I Games: Texas Wesleyan 80 78 Southwest (NM) 79 62 Concordia (TX) 73 44

UTSA

Loss, Non-Conf, S Site, H Home A Away N Neutral

Average RPI Win:	231	WON-LOST	WINNING	LAST 10	STRENGTH OF	OPP. STRENGTH	TEAM	ADJ.	CONF.	ADJ CONF.
Average RPI Loss:	106	RECORD	PCT. RANK	GAMES	SCHEDULE	OF SCHEDULE	RPI	RPI	RPI	RPI
DIV. I ONLY	7- 5	123	7-3	239	150	186	186	1	1	
DIV. I NON-CONF.	7- 4	99	7-2	294	136	193	193	1	1	
TOTALS	RPI 1-25	RPI 26-50	W-L RECORDS	RPI 51-100	RPI 101-150	RPI 150+				
7- 5	0- 1	0- 1	OVERALL	1- 1	1- 1	5- 1				
4- 3	0- 1	0- 1	HOME	0- 1	0- 0	4- 0				
1- 2	0- 0	0- 0	AWAY	0- 0	1- 1	0- 1				
2- 0	0- 0	0- 0	NEUTRAL	1- 0	0- 0	1- 0				
7- 4	0- 1	0- 0	NON-CONFERENCE	1- 1	1- 1	5- 1				
4- 2	0- 1	0- 0	HOME	0- 1	0- 0	4- 0				
1- 2	0- 0	0- 0	AWAY	0- 0	1- 1	0- 1				
2- 0	0- 0	0- 0	NEUTRAL	1- 0	0- 0	1- 0				
0- 1	0- 0	0- 1	CONFERENCE	0- 0	0- 0	0- 0				
0- 1	0- 0	0- 1	HOME	0- 0	0- 0	0- 0				
0- 0	0- 0	0- 0	AWAY	0- 0	0- 0	0- 0				
0- 0	0- 0	0- 0	NEUTRAL	0- 0	0- 0	0- 0				

RPI	S	Opponent	Score	RPI	S	Opponent	Score	RPI	S	Opponent	Score	RPI	S	Opponent	Score	Team's RPI: 186
25	H	South Dakota	81 84	39	H	Colorado	70 80	75	H	Providence	60 67	113	A	BYU	77 73	
								79	N	Texas Southern	61 52	131	A	Cincinnati	62 68	
												213	H	Oral Roberts	78 58	
												258	A	Xavier	63 70	
												261	H	Eastern Wash.	87 49	
												304	H	Weber St.	75 46	
												308	H	Nevada	68 62	
												341	N	UTSA	91 45	
LAST 10 Division I																
213	H	Oral Roberts	78 58	39	H	Colorado	70 80	304	H	Weber St.	75 46	75	H	Providence	60 67	
113	A	BYU	77 73					308	H	Nevada	68 62	25	H	South Dakota	81 84	
341	N	UTSA	91 45													
79	N	Texas Southern	61 52													
261	H	Eastern Wash.	87 49													

Non-Div I Games:

Utah

Average RPI Win:	261	WON-LOST	WINNING	LAST 10	STRENGTH OF	OPP. STRENGTH	TEAM	ADJ.	CONF.	ADJ CONF.
Average RPI Loss:	155	RECORD	PCT. RANK	GAMES	SCHEDULE	OF SCHEDULE	RPI	RPI	RPI	RPI
DIV. I ONLY	4- 8	238	3-7	170	294	245	245	24	24	
DIV. I NON-CONF.	4- 6	213	3-5	189	250	218	218	25	25	
TOTALS	RPI 1-25	RPI 26-50	W-L RECORDS	RPI 51-100	RPI 101-150	RPI 150+				
4- 8	0- 2	0- 0	OVERALL	0- 0	0- 1	4- 5				
3- 2	0- 0	0- 0	HOME	0- 0	0- 0	3- 2				
1- 6	0- 2	0- 0	AWAY	0- 0	0- 1	1- 3				
0- 0	0- 0	0- 0	NEUTRAL	0- 0	0- 0	0- 0				
4- 6	0- 2	0- 0	NON-CONFERENCE	0- 0	0- 1	4- 3				
3- 1	0- 0	0- 0	HOME	0- 0	0- 0	3- 1				
1- 5	0- 2	0- 0	AWAY	0- 0	0- 1	1- 2				
0- 0	0- 0	0- 0	NEUTRAL	0- 0	0- 0	0- 0				
0- 2	0- 0	0- 0	CONFERENCE	0- 0	0- 0	0- 2				
0- 1	0- 0	0- 0	HOME	0- 0	0- 0	0- 1				
0- 1	0- 0	0- 0	AWAY	0- 0	0- 0	0- 1				
0- 0	0- 0	0- 0	NEUTRAL	0- 0	0- 0	0- 0				

RPI 1-25				RPI 26-50				RPI 51-100				RPI 101+ Team's RPI: 245			
RPI	S	Opponent	Score	RPI	S	Opponent	Score	RPI	S	Opponent	Score	RPI	S	Opponent	Score
4	A	Oregon St.	46 75									113	A	BYU	50 67
22	A	Oregon	52 109									160	A	Fresno St.	64 76
												164	H	Portland	64 70
												204	H	North Texas	66 55
												208	A	Cal St. Fullerton	62 83
												220	H	San Jose St.	61 76
												237	A	Long Beach St.	56 48
												272	H	Idaho St.	69 61
												329	H	Seattle U	70 63
												347	A	Utah Valley	49 57
LAST 10 Division I															
160	A	Fresno St.	64 76	347	A	Utah Valley	49 57								
220	H	San Jose St.	61 76	272	H	Idaho St.	69 61								
113	A	BYU	50 67	204	H	North Texas	66 55								
208	A	Cal St. Fullerton	62 83	4	A	Oregon St.	46 75								
237	A	Long Beach St.	56 48	22	A	Oregon	52 109								

Non-Div I Games: Dixie St. 61 49

Utah St.

Average RPI Win: 245		WON-LOST	WINNING	LAST 10	STRENGTH OF	OPP. STRENGTH	TEAM	ADJ.	CONF.	ADJ CONF.
Average RPI Loss: 212		RECORD	PCT. RANK	GAMES	SCHEDULE	OF SCHEDULE	RPI	RPI	RPI	RPI
DIV. I ONLY		1- 9	328	1-9	323	245	347	347	32	32
DIV. I NON-CONF.		1- 9	326	1-9	325	249	347	347	32	32
TOTALS		RPI 1-25	RPI 26-50	W-L RECORDS	RPI 51-100	RPI 101-150	RPI 150+			
1- 9	0- 0		0- 0	OVERALL	0- 1	0- 2	1- 6			
1- 4	0- 0		0- 0	HOME	0- 0	0- 1	1- 3			
0- 5	0- 0		0- 0	AWAY	0- 1	0- 1	0- 3			
0- 0	0- 0		0- 0	NEUTRAL	0- 0	0- 0	0- 0			
1- 9	0- 0		0- 0	NON-CONFERENCE	0- 1	0- 2	1- 6			
1- 4	0- 0		0- 0	HOME	0- 0	0- 1	1- 3			
0- 5	0- 0		0- 0	AWAY	0- 1	0- 1	0- 3			
0- 0	0- 0		0- 0	NEUTRAL	0- 0	0- 0	0- 0			
0- 0	0- 0		0- 0	CONFERENCE	0- 0	0- 0	0- 0			
0- 0	0- 0		0- 0	HOME	0- 0	0- 0	0- 0			
0- 0	0- 0		0- 0	AWAY	0- 0	0- 0	0- 0			
0- 0	0- 0		0- 0	NEUTRAL	0- 0	0- 0	0- 0			

RPI 1-25				RPI 26-50				RPI 51-100				RPI 101+				Team's RPI: 347	
RPI	S	Opponent	Score	RPI	S	Opponent	Score	RPI	S	Opponent	Score	RPI	S	Opponent	Score		
								72	A	Boise St.	69	77	113	A	BYU	57	71
												128	H	Montana	52	63	
												161	H	Southern Utah	58	71	
												245	H	Utah St.	57	49	
												270	A	UC Riverside	53	67	
												272	H	Idaho St.	61	88	
												282	A	UC Santa Barbara	51	59	
												304	A	Weber St.	46	72	
												308	H	Nevada	57	60	
LAST 10 Division I																	
272	H	Idaho St.	61	88	245	H	Utah St.	57	49								
72	A	Boise St.	69	77	304	A	Weber St.	46	72								
270	A	UC Riverside	53	67	113	A	BYU	57	71								
308	H	Nevada	57	60	128	H	Montana	52	63								
161	H	Southern Utah	58	71	282	A	UC Santa Barbara	51	59								

Non-Div I Games:	Antelope Valley	77	61	Ottawa (AZ)	99	50
------------------	-----------------	----	----	-------------	----	----

Utah Valley

■ Loss, ■ Non-Conf, S Site, H Home A Away N Neutral

Average RPI Win:	223	WON-LOST	WINNING	LAST 10	STRENGTH OF	OPP. STRENGTH	TEAM	ADJ.	CONF.	ADJ CONF.
Average RPI Loss:	114	RECORD	PCT. RANK	GAMES	SCHEDULE	OF SCHEDULE	RPI	RPI	RPI	RPI
DIV. I ONLY	5- 7	208	4-6	128	158	195	195	12	12	
DIV. I NON-CONF.	5- 7	206	4-6	126	159	191	191	12	12	
TOTALS	RPI 1-25	RPI 26-50	W-L RECORDS	RPI 51-100	RPI 101-150	RPI 150+				
5- 7	0- 0	0- 0	OVERALL	1- 3	0- 3	4- 1				
4- 2	0- 0	0- 0	HOME	1- 0	0- 2	3- 0				
0- 5	0- 0	0- 0	AWAY	0- 3	0- 1	0- 1				
1- 0	0- 0	0- 0	NEUTRAL	0- 0	0- 0	1- 0				
5- 7	0- 0	0- 0	NON-CONFERENCE	1- 3	0- 3	4- 1				
4- 2	0- 0	0- 0	HOME	1- 0	0- 2	3- 0				
0- 5	0- 0	0- 0	AWAY	0- 3	0- 1	0- 1				
1- 0	0- 0	0- 0	NEUTRAL	0- 0	0- 0	1- 0				
0- 0	0- 0	0- 0	CONFERENCE	0- 0	0- 0	0- 0				
0- 0	0- 0	0- 0	HOME	0- 0	0- 0	0- 0				
0- 0	0- 0	0- 0	AWAY	0- 0	0- 0	0- 0				
0- 0	0- 0	0- 0	NEUTRAL	0- 0	0- 0	0- 0				

RPI 1-25				RPI 26-50				RPI 51-100				RPI 101+				Team's RPI: 195	
RPI	S	Opponent	Score	RPI	S	Opponent	Score	RPI	S	Opponent	Score	RPI	S	Opponent	Score		
								51	A	Seton Hall	33	53	131	H	Cincinnati	56	58
								54	A	Middle Tenn.	63	86	134	H	William & Mary	55	69
								60	H	Old Dominion	62	49	136	A	South Fla.	55	77
								96	A	Boston College	52	87	193	A	Southern Miss.	39	51
													224	H	East Carolina	53	40
													270	H	UC Riverside	67	51
													275	N	Omaha	74	66
													286	H	Appalachian St.	66	38
LAST 10 Division I																	
				131	H	Cincinnati	56	58	270	H	UC Riverside	67	51				
				193	A	Southern Miss.	39	51	54	A	Middle Tenn.	63	86				
				275	N	Omaha	74	66	60	H	Old Dominion	62	49				
				96	A	Boston College	52	87	134	H	William & Mary	55	69				
				224	H	East Carolina	53	40	136	A	South Fla.	55	77				

Non-Div I Games:

VCU

■ Loss,
 ■ Non-Conf,
 ■ S Site,
 ■ H Home
 ■ A Away
 N Neutral

Average RPI Win: 274		WON-LOST	WINNING	LAST 10	STRENGTH OF	OPP. STRENGTH	TEAM	ADJ.	CONF.	ADJ CONF.
Average RPI Loss: 59		RECORD	PCT. RANK	GAMES	SCHEDULE	OF SCHEDULE	RPI	RPI	RPI	RPI
DIV. I ONLY		7- 3	76	7-3	332	104	172	172	7	7
DIV. I NON-CONF.		7- 3	79	7-3	333	102	171	171	7	7
TOTALS		RPI 1-25	RPI 26-50	W-L RECORDS	RPI 51-100	RPI 101-150	RPI 150+			
7- 3	0- 1		0- 1	OVERALL	0- 0	1- 1	6- 0			
4- 0	0- 0		0- 0	HOME	0- 0	1- 0	3- 0			
3- 2	0- 1		0- 0	AWAY	0- 0	0- 1	3- 0			
0- 1	0- 0		0- 1	NEUTRAL	0- 0	0- 0	0- 0			
7- 3	0- 1		0- 1	NON-CONFERENCE	0- 0	1- 1	6- 0			
4- 0	0- 0		0- 0	HOME	0- 0	1- 0	3- 0			
3- 2	0- 1		0- 0	AWAY	0- 0	0- 1	3- 0			
0- 1	0- 0		0- 1	NEUTRAL	0- 0	0- 0	0- 0			
0- 0	0- 0		0- 0	CONFERENCE	0- 0	0- 0	0- 0			
0- 0	0- 0		0- 0	HOME	0- 0	0- 0	0- 0			
0- 0	0- 0		0- 0	AWAY	0- 0	0- 0	0- 0			
0- 0	0- 0		0- 0	NEUTRAL	0- 0	0- 0	0- 0			

RPI 1-25					RPI 26-50					RPI 51-100					RPI 101+					Team's RPI: 172	
RPI	S	Opponent	Score		RPI	S	Opponent	Score		RPI	S	Opponent	Score		RPI	S	Opponent	Score			
15	A	Northwestern	48	69	29	N	Ohio St.	38	89						106	H	Bowling Green	95	90		
															133	A	North Dakota	63	65		
															216	A	Toledo	61	54		
															296	A	North Dakota St.	66	54		
															305	H	Morehead St.	55	53		
															318	H	UIC	63	37		
															334	A	Detroit Mercy	77	58		
															340	H	Chicago St.	95	49		
LAST 10 Division I																					
					216	A	Toledo	61	54	340	H	Chicago St.	95	49							
					106	H	Bowling Green	95	90	305	H	Morehead St.	55	53							
					15	A	Northwestern	48	69	318	H	UIC	63	37							
					133	A	North Dakota	63	65	334	A	Detroit Mercy	77	58							
					296	A	North Dakota St.	66	54	29	N	Ohio St.	38	89							

Non-Div I Games:

Valparaiso

■ Loss, ■ Non-Conf, S Site, H Home A Away N Neutral

Vanderbilt

Through Games Of Dec. 29, 2019

Average RPI Win:	195	WON-LOST	WINNING	LAST 10	STRENGTH OF	OPP. STRENGTH	TEAM	ADJ.	CONF.	ADJ CONF.
Average RPI Loss:	28	RECORD	PCT. RANK	GAMES	SCHEDULE	OF SCHEDULE	RPI	RPI	RPI	RPI
DIV. I ONLY	10- 3	56	8-2	78	156	55	55	4	4	
DIV. I NON-CONF.	10- 3	61	8-2	80	156	53	53	4	4	
TOTALS	RPI 1-25	RPI 26-50	W-L RECORDS	RPI 51-100	RPI 101-150	RPI 150+				
10- 3	0- 1	1- 1	OVERALL	1- 1	2- 0	6- 0				
7- 1	0- 1	1- 0	HOME	1- 0	1- 0	4- 0				
2- 0	0- 0	0- 0	AWAY	0- 0	1- 0	1- 0				
1- 2	0- 0	0- 1	NEUTRAL	0- 1	0- 0	1- 0				
10- 3	0- 1	1- 1	NON-CONFERENCE	1- 1	2- 0	6- 0				
7- 1	0- 1	1- 0	HOME	1- 0	1- 0	4- 0				
2- 0	0- 0	0- 0	AWAY	0- 0	1- 0	1- 0				
1- 2	0- 0	0- 1	NEUTRAL	0- 1	0- 0	1- 0				
0- 0	0- 0	0- 0	CONFERENCE	0- 0	0- 0	0- 0				
0- 0	0- 0	0- 0	HOME	0- 0	0- 0	0- 0				
0- 0	0- 0	0- 0	AWAY	0- 0	0- 0	0- 0				
0- 0	0- 0	0- 0	NEUTRAL	0- 0	0- 0	0- 0				

RPI	S	Opponent	Score	RPI	S	Opponent	Score	RPI	S	Opponent	Score	RPI	S	Opponent	Score
1	H	UConn	51 64	32	N	Rutgers	56 62	51	N	Seton Hall	65 69	101	A	Washington	76 74
				48	H	Saint Louis	62 50	63	H	Furman	74 46	148	H	Columbia	72 51
												188	H	Eastern Ky.	75 69
												230	H	Tennessee Tech	75 61
												241	N	UC Irvine	76 63
												267	H	Radford	80 46
												326	A	Tennessee St.	106 55
												337	H	Jacksonville St.	88 66
LAST 10 Division I															
230	H	Tennessee Tech	75 61	148	H	Columbia	72 51								
51	N	Seton Hall	65 69	101	A	Washington	76 74								
32	N	Rutgers	56 62	241	N	UC Irvine	76 63								
326	A	Tennessee St.	106 55	188	H	Eastern Ky.	75 69								
63	H	Furman	74 46	48	H	Saint Louis	62 50								

Non-Div I Games:

Vanderbilt

Loss, Non-Conf, S Site, H Home A Away N Neutral

Average RPI Win:	316	WON-LOST	WINNING	LAST 10	STRENGTH OF	OPP. STRENGTH	TEAM	ADJ.	CONF.	ADJ CONF.
Average RPI Loss:	134	RECORD	PCT. RANK	GAMES	SCHEDULE	OF SCHEDULE	RPI	RPI	RPI	RPI
DIV. I ONLY	5- 7	208	5-5	254	298	265	265	27	27	
DIV. I NON-CONF.	5- 7	206	5-5	257	294	265	265	27	27	
TOTALS	RPI 1-25	RPI 26-50	W-L RECORDS	RPI 51-100	RPI 101-150	RPI 150+				
5- 7	0- 0	0- 1	OVERALL	0- 1	0- 1	5- 4				
4- 2	0- 0	0- 0	HOME	0- 0	0- 0	4- 2				
1- 5	0- 0	0- 1	AWAY	0- 1	0- 1	1- 2				
0- 0	0- 0	0- 0	NEUTRAL	0- 0	0- 0	0- 0				
5- 7	0- 0	0- 1	NON-CONFERENCE	0- 1	0- 1	5- 4				
4- 2	0- 0	0- 0	HOME	0- 0	0- 0	4- 2				
1- 5	0- 0	0- 1	AWAY	0- 1	0- 1	1- 2				
0- 0	0- 0	0- 0	NEUTRAL	0- 0	0- 0	0- 0				
0- 0	0- 0	0- 0	CONFERENCE	0- 0	0- 0	0- 0				
0- 0	0- 0	0- 0	HOME	0- 0	0- 0	0- 0				
0- 0	0- 0	0- 0	AWAY	0- 0	0- 0	0- 0				
0- 0	0- 0	0- 0	NEUTRAL	0- 0	0- 0	0- 0				

RPI S	Opponent	Score	RPI S	Opponent	Score	RPI S	Opponent	Score	RPI S	Opponent	Score
			35 A	Minnesota	58 90	83 A	Loyola Chicago	76 78	125 A	Merrimack	53 78
									153 H	Massachusetts	49 83
									158 A	Dartmouth	55 72
									175 A	Rhode Island	74 77
									206 H	Saint Francis (PA)	69 73
									262 H	Navy	64 56
									311 H	NJIT	65 59
									317 H	Bryant	71 66
									343 H	Canisius	76 53
									345 A	LIU Brooklyn	73 62
LAST 10 Division I											
			206 H	Saint Francis (PA)	69 73	125 A	Merrimack	53 78			
			153 H	Massachusetts	49 83	345 A	LIU Brooklyn	73 62			
			175 A	Rhode Island	74 77	311 H	NJIT	65 59			
			262 H	Navy	64 56	343 H	Canisius	76 53			
			317 H	Bryant	71 66	35 A	Minnesota	58 90			

Non-Div I Games: Norwich 86 40

Vermont

■ Loss,
 ■ Non-Conf,
 ■ S Site,
 ■ H Home
 ■ A Away
 N Neutral

Average RPI Win:	132	WON-LOST	WINNING	LAST 10	STRENGTH OF	OPP. STRENGTH	TEAM	ADJ.	CONF.	ADJ CONF.
Average RPI Loss:	97	RECORD	PCT. RANK	GAMES	SCHEDULE	OF SCHEDULE	RPI	RPI	RPI	RPI
DIV. I ONLY	6- 5	147	6-4	99	26	85	85	6	6	
DIV. I NON-CONF.	5- 5	167	5-4	124	19	104	104	6	6	
TOTALS	RPI 1-25	RPI 26-50	W-L RECORDS	RPI 51-100	RPI 101-150	RPI 150+				
6- 5	0- 0	0- 1	OVERALL	2- 2	2- 1	2- 1				
3- 2	0- 0	0- 1	HOME	1- 0	1- 1	1- 0				
3- 3	0- 0	0- 0	AWAY	1- 2	1- 0	1- 1				
0- 0	0- 0	0- 0	NEUTRAL	0- 0	0- 0	0- 0				
5- 5	0- 0	0- 1	NON-CONFERENCE	1- 2	2- 1	2- 1				
2- 2	0- 0	0- 1	HOME	0- 0	1- 1	1- 0				
3- 3	0- 0	0- 0	AWAY	1- 2	1- 0	1- 1				
0- 0	0- 0	0- 0	NEUTRAL	0- 0	0- 0	0- 0				
1- 0	0- 0	0- 0	CONFERENCE	1- 0	0- 0	0- 0				
1- 0	0- 0	0- 0	HOME	1- 0	0- 0	0- 0				
0- 0	0- 0	0- 0	AWAY	0- 0	0- 0	0- 0				
0- 0	0- 0	0- 0	NEUTRAL	0- 0	0- 0	0- 0				

RPI 1-25				RPI 26-50				RPI 51-100				Team's RPI: 85				RPI 101+			
RPI	S	Opponent	Score	RPI	S	Opponent	Score	RPI	S	Opponent	Score	RPI	S	Opponent	Score	RPI	S	Opponent	Score
				36	H	James Madison	52 56	53	A	Georgia	63 58	108	H	George Washington	56 68				
								66	A	Drexel	52 54	140	H	Saint Joseph's	60 44				
								73	A	Temple	69 74	145	A	Fordham	73 66				
								75	H	Providence	51 49	165	A	La Salle	77 69				
												203	A	American	54 76				
												215	H	Manhattan	63 51				
LAST 10 Division I																			
				66	A	Drexel	52 54	75	H	Providence	51 49								
				53	A	Georgia	63 58	165	A	La Salle	77 69								
				215	H	Manhattan	63 51	73	A	Temple	69 74								
				145	A	Fordham	73 66	140	H	Saint Joseph's	60 44								
				203	A	American	54 76	36	H	James Madison	52 56								

Non-Div I Games:

Average RPI Win: 138		WON-LOST	WINNING	LAST 10	STRENGTH OF	OPP. STRENGTH	TEAM	ADJ.	CONF.	ADJ CONF.
Average RPI Loss: 28		RECORD	PCT. RANK	GAMES	SCHEDULE	OF SCHEDULE	RPI	RPI	RPI	RPI
DIV. I ONLY		5- 7	208	4-6	1	73	21	21	3	3
DIV. I NON-CONF.		5- 6	185	4-5	1	75	19	19	3	3
TOTALS		RPI 1-25	RPI 26-50	W-L RECORDS		RPI 51-100	RPI 101-150	RPI 150+		
5- 7	0- 4	1- 2		OVERALL		2- 1	0- 0	2- 0		
3- 2	0- 1	1- 1		HOME		2- 0	0- 0	0- 0		
2- 4	0- 2	0- 1		AWAY		0- 1	0- 0	2- 0		
0- 1	0- 1	0- 0		NEUTRAL		0- 0	0- 0	0- 0		
5- 6	0- 3	1- 2		NON-CONFERENCE		2- 1	0- 0	2- 0		
3- 2	0- 1	1- 1		HOME		2- 0	0- 0	0- 0		
2- 3	0- 1	0- 1		AWAY		0- 1	0- 0	2- 0		
0- 1	0- 1	0- 0		NEUTRAL		0- 0	0- 0	0- 0		
0- 1	0- 1	0- 0		CONFERENCE		0- 0	0- 0	0- 0		
0- 0	0- 0	0- 0		HOME		0- 0	0- 0	0- 0		
0- 1	0- 1	0- 0		AWAY		0- 0	0- 0	0- 0		
0- 0	0- 0	0- 0		NEUTRAL		0- 0	0- 0	0- 0		

RPI	S	Opponent	Score	RPI	S	Opponent	Score	RPI	S	Opponent	Score	RPI	S	Opponent	Score
1	A	UConn	44 83	26	H	Kentucky	47 50	60	H	Old Dominion	56 53	235	A	CSUN	72 47
10	H	UCLA	62 73	32	A	Rutgers	63 73	82	A	Southern California	49 59	263	A	UNLV	63 55
18	N	Mississippi St.	59 72	36	H	James Madison	55 49	97	H	Bucknell	84 60				
24	A	Georgia Tech	51 61												
LAST 10 Division I															
10	H	UCLA	62 73	24	A	Georgia Tech	51 61								
36	H	James Madison	55 49	18	N	Mississippi St.	59 72								
60	H	Old Dominion	56 53	263	A	UNLV	63 55								
1	A	UConn	44 83	32	A	Rutgers	63 73								
26	H	Kentucky	47 50	235	A	CSUN	72 47								

Non-Div I Games:

Virginia

■ Loss,
 ■ Non-Conf,
 ■ S Site,
 ■ H Home
 ■ A Away
 N Neutral

Average RPI Win:	159	WON-LOST	WINNING	LAST 10	STRENGTH OF	OPP. STRENGTH	TEAM	ADJ.	CONF.	ADJ CONF.
Average RPI Loss:	31	RECORD	PCT. RANK	GAMES	SCHEDULE	OF SCHEDULE	RPI	RPI	RPI	RPI
DIV. I ONLY	10- 2	35	8-2	98	46	28	28	3	3	
DIV. I NON-CONF.	10- 1	19	8-1	155	57	32	32	3	3	
TOTALS	RPI 1-25	RPI 26-50	W-L RECORDS	RPI 51-100	RPI 101-150	RPI 150+				
10- 2	1- 1	0- 0	OVERALL	1- 1	2- 0	6- 0				
6- 0	1- 0	0- 0	HOME	0- 0	1- 0	4- 0				
1- 1	0- 1	0- 0	AWAY	0- 0	0- 0	1- 0				
3- 1	0- 0	0- 0	NEUTRAL	1- 1	1- 0	1- 0				
10- 1	1- 0	0- 0	NON-CONFERENCE	1- 1	2- 0	6- 0				
6- 0	1- 0	0- 0	HOME	0- 0	1- 0	4- 0				
1- 0	0- 0	0- 0	AWAY	0- 0	0- 0	1- 0				
3- 1	0- 0	0- 0	NEUTRAL	1- 1	1- 0	1- 0				
0- 1	0- 1	0- 0	CONFERENCE	0- 0	0- 0	0- 0				
0- 0	0- 0	0- 0	HOME	0- 0	0- 0	0- 0				
0- 1	0- 1	0- 0	AWAY	0- 0	0- 0	0- 0				
0- 0	0- 0	0- 0	NEUTRAL	0- 0	0- 0	0- 0				

RPI 1-25				RPI 26-50				Team's RPI: 28				RPI 51-100				RPI 101+			
RPI	S	Opponent	Score	RPI	S	Opponent	Score	RPI	S	Opponent	Score	RPI	S	Opponent	Score	RPI	S	Opponent	Score
8	A	Florida St.	62 86									53	N	Georgia	72 77	112	H	Liberty	73 69
13	H	Purdue	67 54									99	N	Belmont	60 58	129	N	Wichita St.	84 63
																152	H	Davidson	88 68
																170	H	Gardner-Webb	87 65
																196	A	George Mason	77 58
																206	H	Saint Francis (PA)	105 41
																211	N	Rice	54 45
																301	H	UMES	86 43
LAST 10 Division I																			
13	H	Purdue	67 54	8	A	Florida St.	62 86	53	N	Georgia	72 77	129	N	Wichita St.	84 63	152	H	Davidson	88 68
53	N	Georgia	72 77	99	N	Belmont	60 58	211	N	Rice	54 45	170	H	Gardner-Webb	87 65	206	H	Saint Francis (PA)	105 41
99	N	Belmont	60 58	152	H	Davidson	88 68	170	H	Gardner-Webb	87 65	211	N	Rice	54 45	301	H	UMES	86 43
152	H	Davidson	88 68	301	H	UMES	86 43	112	H	Liberty	73 69								

Non-Div I Games:

Virginia Tech

Average RPI Win:	321	WON-LOST	WINNING	LAST 10	STRENGTH OF	OPP. STRENGTH	TEAM	ADJ.	CONF.	ADJ CONF.
Average RPI Loss:	95	RECORD	PCT. RANK	GAMES	SCHEDULE	OF SCHEDULE	RPI	RPI	RPI	RPI
DIV. I ONLY	3- 6	238	3-6	45	333	202	202	30	30	
DIV. I NON-CONF.	3- 6	234	3-6	46	335	201	201	30	30	
TOTALS	RPI 1-25	RPI 26-50	W-L RECORDS	RPI 51-100	RPI 101-150	RPI 150+				
3- 6	0- 0	0- 1	OVERALL	0- 2	0- 3	3- 0				
3- 1	0- 0	0- 0	HOME	0- 1	0- 0	3- 0				
0- 5	0- 0	0- 1	AWAY	0- 1	0- 3	0- 0				
0- 0	0- 0	0- 0	NEUTRAL	0- 0	0- 0	0- 0				
3- 6	0- 0	0- 1	NON-CONFERENCE	0- 2	0- 3	3- 0				
3- 1	0- 0	0- 0	HOME	0- 1	0- 0	3- 0				
0- 5	0- 0	0- 1	AWAY	0- 1	0- 3	0- 0				
0- 0	0- 0	0- 0	NEUTRAL	0- 0	0- 0	0- 0				
0- 0	0- 0	0- 0	CONFERENCE	0- 0	0- 0	0- 0				
0- 0	0- 0	0- 0	HOME	0- 0	0- 0	0- 0				
0- 0	0- 0	0- 0	AWAY	0- 0	0- 0	0- 0				
0- 0	0- 0	0- 0	NEUTRAL	0- 0	0- 0	0- 0				

RPI S	Opponent	Score	RPI S	Opponent	Score	RPI S	Opponent	Score	RPI S	Opponent	Score	Team's RPI: 202
27	A Maryland	56 119	67	A Colgate	58 74	109	A Rider	63 77	137	A Butler	58 74	
			90	H Stony Brook	45 66	141	A Youngstown St.	42 64	311	H NJIT	61 59	
						312	H UMBC	67 60	312	H UMBC	67 60	
						339	H Saint Peter's	90 89	339	H Saint Peter's	90 89	
LAST 10 Division I												
311	H NJIT	61 59	67	A Colgate	58 74	109	A Rider	63 77				
312	H UMBC	67 60	90	H Stony Brook	45 66	141	A Youngstown St.	42 64				
339	H Saint Peter's	90 89										
137	A Butler	58 74										
27	A Maryland	56 119										

Non-Div I Games: Staten Island 81 57

Wagner

Wake Forest

Through Games Of Dec. 29, 2019

Average RPI Win:	215	WON-LOST	WINNING	LAST 10	STRENGTH OF	OPP. STRENGTH	TEAM	ADJ.	CONF.	ADJ CONF.
Average RPI Loss:	101	RECORD	PCT. RANK	GAMES	SCHEDULE	OF SCHEDULE	RPI	RPI	RPI	RPI
DIV. I ONLY	7- 5	123	5-5	123	170	116	116	3	3	
DIV. I NON-CONF.	7- 4	99	5-4	144	222	124	124	3	3	
TOTALS	RPI 1-25	RPI 26-50	W-L RECORDS	RPI 51-100	RPI 101-150	RPI 150+				
7- 5	0- 1	0- 0	OVERALL	0- 2	1- 1	6- 1				
4- 2	0- 0	0- 0	HOME	0- 1	0- 1	4- 0				
1- 3	0- 1	0- 0	AWAY	0- 1	0- 0	1- 1				
2- 0	0- 0	0- 0	NEUTRAL	0- 0	1- 0	1- 0				
7- 4	0- 0	0- 0	NON-CONFERENCE	0- 2	1- 1	6- 1				
4- 2	0- 0	0- 0	HOME	0- 1	0- 1	4- 0				
1- 2	0- 0	0- 0	AWAY	0- 1	0- 0	1- 1				
2- 0	0- 0	0- 0	NEUTRAL	0- 0	1- 0	1- 0				
0- 1	0- 1	0- 0	CONFERENCE	0- 0	0- 0	0- 0				
0- 0	0- 0	0- 0	HOME	0- 0	0- 0	0- 0				
0- 1	0- 1	0- 0	AWAY	0- 0	0- 0	0- 0				
0- 0	0- 0	0- 0	NEUTRAL	0- 0	0- 0	0- 0				

RPI	S	Opponent	Score	RPI	S	Opponent	Score	RPI	S	Opponent	Score	RPI	S	Opponent	Score	Team's RPI: 116
23	A	Miami (FL)	56 59					58	H	Charlotte	65 77	119	H	UNC Greensboro	65 67	
								68	A	St. John's (NY)	74 82	124	N	Dayton	78 59	
												174	N	Florida	73 68	
												185	A	Elon	69 57	
												222	H	Campbell	74 46	
												224	H	East Carolina	76 53	
												238	A	ETSU	60 67	
												280	H	UNCW	65 55	
												297	H	Col. of Charleston	106 50	
LAST 10 Division I																
224	H	East Carolina	76 53	23	A	Miami (FL)	56 59	174	N	Florida	73 68	222	H	Campbell	74 46	
185	A	Elon	69 57					124	N	Dayton	78 59	238	A	ETSU	60 67	
68	A	St. John's (NY)	74 82													
58	H	Charlotte	65 77													
119	H	UNC Greensboro	65 67													

Non-Div I Games:

Wake Forest

■ Loss,
 ■ Non-Conf,
 S Site,
 ■ Home
 ■ Away
 N Neutral

Average RPI Win:	172	WON-LOST	WINNING	LAST 10	STRENGTH OF	OPP. STRENGTH	TEAM	ADJ.	CONF.	ADJ CONF.
Average RPI Loss:	126	RECORD	PCT. RANK	GAMES	SCHEDULE	OF SCHEDULE	RPI	RPI	RPI	RPI
DIV. I ONLY	9- 3	60	8-2	186	47	101	101	1	1	
DIV. I NON-CONF.	8- 3	67	7-2	200	54	116	116	1	1	
TOTALS	RPI 1-25	RPI 26-50	W-L RECORDS	RPI 51-100	RPI 101-150	RPI 150+				
9- 3	1- 0	0- 0	OVERALL	1- 1	2- 1	5- 1				
4- 3	0- 0	0- 0	HOME	1- 1	1- 1	2- 1				
2- 0	0- 0	0- 0	AWAY	0- 0	1- 0	1- 0				
3- 0	1- 0	0- 0	NEUTRAL	0- 0	0- 0	2- 0				
8- 3	1- 0	0- 0	NON-CONFERENCE	1- 1	1- 1	5- 1				
4- 3	0- 0	0- 0	HOME	1- 1	1- 1	2- 1				
1- 0	0- 0	0- 0	AWAY	0- 0	0- 0	1- 0				
3- 0	1- 0	0- 0	NEUTRAL	0- 0	0- 0	2- 0				
1- 0	0- 0	0- 0	CONFERENCE	0- 0	1- 0	0- 0				
0- 0	0- 0	0- 0	HOME	0- 0	0- 0	0- 0				
1- 0	0- 0	0- 0	AWAY	0- 0	1- 0	0- 0				
0- 0	0- 0	0- 0	NEUTRAL	0- 0	0- 0	0- 0				

RPI	S	Opponent	Score
16	N	Iowa	70 63

RPI	S	Opponent	Score
-----	---	----------	-------

RPI	S	Opponent	Score
55	H	Vanderbilt	74 76
80	H	CSU Bakersfield	80 49

RPI	S	Opponent	Score
103	A	Washington St.	65 56
144	H	San Francisco	73 54
146	H	Hawaii	50 62
173	N	Howard	75 58
176	H	Tulane	62 64
178	N	Iona	65 34
217	A	San Diego	65 47
304	H	Weber St.	94 41
329	H	Seattle U	78 46

LAST 10 Division I

16	N	Iowa	70 63	103	A	Washington St.	65 56
173	N	Howard	75 58	55	H	Vanderbilt	74 76
178	N	Iona	65 34	144	H	San Francisco	73 54
329	H	Seattle U	78 46	217	A	San Diego	65 47
304	H	Weber St.	94 41	146	H	Hawaii	50 62

Non-Div I Games:

Washington

■ Loss,
 ■ Non-Conf, S Site,
 ■ Home
 ■ Away
 N Neutral

Average RPI Win:	208	WON-LOST	WINNING	LAST 10	STRENGTH OF	OPP. STRENGTH	TEAM	ADJ.	CONF.	ADJ CONF.
Average RPI Loss:	31	RECORD	PCT. RANK	GAMES	SCHEDULE	OF SCHEDULE	RPI	RPI	RPI	RPI
DIV. I ONLY	7- 6	158	4-6	60	19	103	103	1	1	
DIV. I NON-CONF.	7- 5	127	4-5	78	14	88	88	1	1	
TOTALS	RPI 1-25	RPI 26-50	W-L RECORDS	RPI 51-100	RPI 101-150	RPI 150+				
7- 6	0- 4	0- 1	OVERALL	1- 0	1- 1	5- 0				
5- 2	0- 1	0- 0	HOME	0- 0	1- 1	4- 0				
1- 1	0- 1	0- 0	AWAY	1- 0	0- 0	0- 0				
1- 3	0- 2	0- 1	NEUTRAL	0- 0	0- 0	1- 0				
7- 5	0- 4	0- 1	NON-CONFERENCE	1- 0	1- 0	5- 0				
5- 1	0- 1	0- 0	HOME	0- 0	1- 0	4- 0				
1- 1	0- 1	0- 0	AWAY	1- 0	0- 0	0- 0				
1- 3	0- 2	0- 1	NEUTRAL	0- 0	0- 0	1- 0				
0- 1	0- 0	0- 0	CONFERENCE	0- 0	0- 1	0- 0				
0- 1	0- 0	0- 0	HOME	0- 0	0- 1	0- 0				
0- 0	0- 0	0- 0	AWAY	0- 0	0- 0	0- 0				
0- 0	0- 0	0- 0	NEUTRAL	0- 0	0- 0	0- 0				

RPI S	Opponent	Score	RPI S	Opponent	Score	RPI S	Opponent	Score	RPI S	Opponent	Score	Team's RPI: 103
6 N	South Carolina	53 68	37 N	Baylor	66 89	72 A	Boise St.	80 68	101 H	Washington	56 65	
7 H	Gonzaga	53 76							113 H	BYU	67 50	
12 N	Indiana	44 78							235 H	CSUN	71 61	
23 A	Miami (FL)	68 74							241 H	UC Irvine	87 59	
									244 N	Southern U.	69 54	
									253 H	Pepperdine	85 48	
									299 H	Ark.-Pine Bluff	85 56	
LAST 10 Division I												
299 H	Ark.-Pine Bluff	85 56	101 H	Washington	56 65							
12 N	Indiana	44 78	23 A	Miami (FL)	68 74							
6 N	South Carolina	53 68	244 N	Southern U.	69 54							
37 N	Baylor	66 89	241 H	UC Irvine	87 59							
235 H	CSUN	71 61	7 H	Gonzaga	53 76							

Non-Div I Games:

Washington St.

Average RPI Win:	309	WON-LOST	WINNING	LAST 10	STRENGTH OF	OPP. STRENGTH	TEAM	ADJ.	CONF.	ADJ CONF.
Average RPI Loss:	173	RECORD	PCT. RANK	GAMES	SCHEDULE	OF SCHEDULE	RPI	RPI	RPI	RPI
DIV. I ONLY	2- 8	296	2-8	278	210	304	304	20	20	
DIV. I NON-CONF.	2- 7	287	2-7	205	241	277	277	19	19	
TOTALS	RPI 1-25	RPI 26-50	W-L RECORDS	RPI 51-100	RPI 101-150	RPI 150+				
2- 8	0- 1	0- 0	OVERALL	0- 1	0- 1	2- 5				
1- 1	0- 0	0- 0	HOME	0- 0	0- 0	1- 1				
1- 7	0- 1	0- 0	AWAY	0- 1	0- 1	1- 4				
0- 0	0- 0	0- 0	NEUTRAL	0- 0	0- 0	0- 0				
2- 7	0- 1	0- 0	NON-CONFERENCE	0- 1	0- 1	2- 4				
1- 1	0- 0	0- 0	HOME	0- 0	0- 0	1- 1				
1- 6	0- 1	0- 0	AWAY	0- 1	0- 1	1- 3				
0- 0	0- 0	0- 0	NEUTRAL	0- 0	0- 0	0- 0				
0- 1	0- 0	0- 0	CONFERENCE	0- 0	0- 0	0- 1				
0- 0	0- 0	0- 0	HOME	0- 0	0- 0	0- 0				
0- 1	0- 0	0- 0	AWAY	0- 0	0- 0	0- 1				
0- 0	0- 0	0- 0	NEUTRAL	0- 0	0- 0	0- 0				

RPI 1-25				RPI 26-50				RPI 51-100				RPI 101+				Team's RPI: 304
RPI	S	Opponent	Score	RPI	S	Opponent	Score	RPI	S	Opponent	Score	RPI	S	Opponent	Score	
10	A	UCLA	45 85					92	A	Pacific	53 76	101	A	Washington	41 94	
												164	H	Portland	59 78	
												186	A	Utah	46 75	
												254	A	UTEP	51 70	
												261	A	Eastern Wash.	53 63	
												270	A	UC Riverside	64 54	
												319	A	New Mexico St.	47 77	
												347	H	Utah Valley	72 46	
LAST 10 Division I																
270	A	UC Riverside	64 54	261	A	Eastern Wash.	53 63									
92	A	Pacific	53 76	186	A	Utah	46 75									
101	A	Washington	41 94	347	H	Utah Valley	72 46									
164	H	Portland	59 78	319	A	New Mexico St.	47 77									
10	A	UCLA	45 85	254	A	UTEP	51 70									

Non-Div I Games:

Weber St.

WON-LOST				STRENGTH OF		OPP. STRENGTH		TEAM		CONF.		ADJ. CONF.	
Average RPI Win:	187	RECORD	PCT. RANK	LAST 10	SCHEDULE	OF SCHEDULE	RPI	ADJ. RPI	RPI	RPI	RPI	RPI	RPI
DIV. I ONLY	9- 1	24	9-1	228	56	50	50	5	5				
DIV. I NON-CONF.	9- 1	25	9-1	227	52	49	49	5	5				
TOTALS	RPI 1-25		RPI 26-50		W-L RECORDS		RPI 51-100		RPI 101-150		RPI 150+		
9- 1	1- 1		0- 0		OVERALL		1- 0		1- 0		6- 0		
4- 0	0- 0		0- 0		HOME		0- 0		0- 0		4- 0		
1- 0	1- 0		0- 0		AWAY		0- 0		0- 0		0- 0		
4- 1	0- 1		0- 0		NEUTRAL		1- 0		1- 0		2- 0		
9- 1	1- 1		0- 0		NON-CONFERENCE		1- 0		1- 0		6- 0		
4- 0	0- 0		0- 0		HOME		0- 0		0- 0		4- 0		
1- 0	1- 0		0- 0		AWAY		0- 0		0- 0		0- 0		
4- 1	0- 1		0- 0		NEUTRAL		1- 0		1- 0		2- 0		
0- 0	0- 0		0- 0		CONFERENCE		0- 0		0- 0		0- 0		
0- 0	0- 0		0- 0		HOME		0- 0		0- 0		0- 0		
0- 0	0- 0		0- 0		AWAY		0- 0		0- 0		0- 0		
0- 0	0- 0		0- 0		NEUTRAL		0- 0		0- 0		0- 0		

RPI 1-25				Team's RPI: 50		RPI 51-100				RPI 101+					
RPI	S	Opponent	Score	RPI	S	Opponent	Score	RPI	S	Opponent	Score	RPI	S	Opponent	Score
14	N	Creighton	75 82					94	N	Syracuse	71 69	122	N	Michigan St.	63 57
18	A	Mississippi St.	71 65									169	N	New Mexico	73 60
												198	N	Norfolk St.	72 55
												206	H	Saint Francis (PA)	74 45
												267	H	Radford	74 37
												274	H	Presbyterian	56 40
												331	H	Coppin St.	82 47
LAST 10 Division I															
14	N	Creighton	75 82	94	N	Syracuse	71 69								
331	H	Coppin St.	82 47	122	N	Michigan St.	63 57								
267	H	Radford	74 37	198	N	Norfolk St.	72 55								
274	H	Presbyterian	56 40	18	A	Mississippi St.	71 65								
206	H	Saint Francis (PA)	74 45	169	N	New Mexico	73 60								

Non-Div I Games:

West Virginia

■ Loss, ■ Non-Conf, S Site, H Home A Away N Neutral

Average RPI Win: 338		WON-LOST	WINNING	LAST 10	STRENGTH OF	OPP. STRENGTH	TEAM	ADJ.	CONF.	ADJ CONF.
Average RPI Loss: 205		RECORD	PCT. RANK	GAMES	SCHEDULE	OF SCHEDULE	RPI	RPI	RPI	RPI
DIV. I ONLY		1- 11	334	1-9	175	351	333	333	22	22
DIV. I NON-CONF.		1- 11	335	1-9	174	351	334	334	22	22
TOTALS		RPI 1-25	RPI 26-50	W-L RECORDS	RPI 51-100	RPI 101-150	RPI 150+			
1- 11	0- 0		0- 0	OVERALL	0- 0	0- 1	1- 10			
1- 6	0- 0		0- 0	HOME	0- 0	0- 0	1- 6			
0- 5	0- 0		0- 0	AWAY	0- 0	0- 1	0- 4			
0- 0	0- 0		0- 0	NEUTRAL	0- 0	0- 0	0- 0			
1- 11	0- 0		0- 0	NON-CONFERENCE	0- 0	0- 1	1- 10			
1- 6	0- 0		0- 0	HOME	0- 0	0- 0	1- 6			
0- 5	0- 0		0- 0	AWAY	0- 0	0- 1	0- 4			
0- 0	0- 0		0- 0	NEUTRAL	0- 0	0- 0	0- 0			
0- 0	0- 0		0- 0	CONFERENCE	0- 0	0- 0	0- 0			
0- 0	0- 0		0- 0	HOME	0- 0	0- 0	0- 0			
0- 0	0- 0		0- 0	AWAY	0- 0	0- 0	0- 0			
0- 0	0- 0		0- 0	NEUTRAL	0- 0	0- 0	0- 0			

RPI 1-25				RPI 26-50				RPI 51-100				RPI 101+				Team's RPI: 333	
RPI	S	Opponent	Score	RPI	S	Opponent	Score	RPI	S	Opponent	Score	RPI	S	Opponent	Score		
												123	A	North Carolina	55	92	
												152	A	Davidson	51	101	
												154	H	Cleveland St.	61	68	
												170	A	Gardner-Webb	62	88	
												171	H	Coastal Caro.	43	66	
												185	A	Elon	24	68	
												222	H	Campbell	40	61	
												230	H	Tennessee Tech	58	62	
												246	H	UNC Asheville	47	64	
												295	H	Winthrop	60	63	
												306	A	USC Upstate	62	70	
												338	H	Charleston So.	69	64	
LAST 10 Division I																	
				171	H	Coastal Caro.	43	66	295	H	Winthrop	60	63				
				152	A	Davidson	51	101	230	H	Tennessee Tech	58	62				
				246	H	UNC Asheville	47	64	154	H	Cleveland St.	61	68				
				222	H	Campbell	40	61	338	H	Charleston So.	69	64				
				306	A	USC Upstate	62	70	170	A	Gardner-Webb	62	88				

Non-Div I Games:	UVa-Wise	64	55
------------------	----------	----	----

Western Caro.

■ Loss, ■ Non-Conf, S Site, H Home A Away N Neutral

Average RPI Win:	261	WON-LOST	WINNING	LAST 10	STRENGTH OF	OPP. STRENGTH	TEAM	ADJ.	CONF.	ADJ CONF.
Average RPI Loss:	98	RECORD	PCT. RANK	GAMES	SCHEDULE	OF SCHEDULE	RPI	RPI	RPI	RPI
DIV. I ONLY	3- 8	264	3-7	103	199	229	229	17	17	
DIV. I NON-CONF.	3- 7	255	3-6	148	211	236	236	17	17	
TOTALS	RPI 1-25	RPI 26-50	W-L RECORDS	RPI 51-100	RPI 101-150	RPI 150+				
3- 8	0- 2	0- 1	OVERALL	0- 2	0- 1	3- 2				
2- 2	0- 1	0- 0	HOME	0- 0	0- 1	2- 0				
1- 4	0- 1	0- 1	AWAY	0- 1	0- 0	1- 1				
0- 2	0- 0	0- 0	NEUTRAL	0- 1	0- 0	0- 1				
3- 7	0- 1	0- 1	NON-CONFERENCE	0- 2	0- 1	3- 2				
2- 1	0- 0	0- 0	HOME	0- 0	0- 1	2- 0				
1- 4	0- 1	0- 1	AWAY	0- 1	0- 0	1- 1				
0- 2	0- 0	0- 0	NEUTRAL	0- 1	0- 0	0- 1				
0- 1	0- 1	0- 0	CONFERENCE	0- 0	0- 0	0- 0				
0- 1	0- 1	0- 0	HOME	0- 0	0- 0	0- 0				
0- 0	0- 0	0- 0	AWAY	0- 0	0- 0	0- 0				
0- 0	0- 0	0- 0	NEUTRAL	0- 0	0- 0	0- 0				

RPI 1-25				RPI 26-50				RPI 51-100				RPI 101+ Team's RPI: 229			
RPI	S	Opponent	Score	RPI	S	Opponent	Score	RPI	S	Opponent	Score	RPI	S	Opponent	Score
13	A	Purdue	59 66	33	A	Drake	75 94	61	A	Illinois St.	65 78	111	H	Bradley	49 84
25	H	South Dakota	65 96					86	N	Southern Ill.	65 79	156	H	Southeast Mo. St.	97 91
												194	A	Missouri	89 97
												264	N	Eastern Ill.	52 60
												288	H	Indiana St.	83 72
												340	A	Chicago St.	88 78
LAST 10 Division I															
61	A	Illinois St.	65 78	25	H	South Dakota	65 96								
33	A	Drake	75 94	264	N	Eastern Ill.	52 60								
111	H	Bradley	49 84	86	N	Southern Ill.	65 79								
13	A	Purdue	59 66	156	H	Southeast Mo. St.	97 91								
288	H	Indiana St.	83 72	340	A	Chicago St.	88 78								

Non-Div I Games: Culver-Stockton 82 76 Ill.-Springfield 91 51 Mo. Baptist 90 69

Western Ill.

Average RPI Win:	143	WON-LOST	WINNING	LAST 10	STRENGTH OF	OPP. STRENGTH	TEAM	ADJ.	CONF.	ADJ CONF.
Average RPI Loss:	45	RECORD	PCT. RANK	GAMES	SCHEDULE	OF SCHEDULE	RPI	RPI	RPI	RPI
DIV. I ONLY	8- 3	70	8-2	131	4	34	34	15	15	
DIV. I NON-CONF.	8- 3	67	8-2	129	4	30	30	15	15	
TOTALS	RPI 1-25	RPI 26-50	W-L RECORDS	RPI 51-100	RPI 101-150	RPI 150+				
8- 3	0- 2	2- 0	OVERALL	2- 0	0- 1	4- 0				
4- 0	0- 0	2- 0	HOME	1- 0	0- 0	1- 0				
3- 3	0- 2	0- 0	AWAY	1- 0	0- 1	2- 0				
1- 0	0- 0	0- 0	NEUTRAL	0- 0	0- 0	1- 0				
8- 3	0- 2	2- 0	NON-CONFERENCE	2- 0	0- 1	4- 0				
4- 0	0- 0	2- 0	HOME	1- 0	0- 0	1- 0				
3- 3	0- 2	0- 0	AWAY	1- 0	0- 1	2- 0				
1- 0	0- 0	0- 0	NEUTRAL	0- 0	0- 0	1- 0				
0- 0	0- 0	0- 0	CONFERENCE	0- 0	0- 0	0- 0				
0- 0	0- 0	0- 0	HOME	0- 0	0- 0	0- 0				
0- 0	0- 0	0- 0	AWAY	0- 0	0- 0	0- 0				
0- 0	0- 0	0- 0	NEUTRAL	0- 0	0- 0	0- 0				

RPI 1-25				RPI 26-50				Team's RPI: 34				RPI 51-100				RPI 101+			
RPI	S	Opponent	Score	RPI	S	Opponent	Score	RPI	S	Opponent	Score	RPI	S	Opponent	Score	RPI	S	Opponent	Score
3	A	Louisville	56 75	40	H	Oklahoma	74 63	81	A	Ball St.	91 86	120	A	Saint Mary's (CA)	73 80				
13	A	Purdue	50 67	47	H	Central Mich.	93 58	99	H	Belmont	77 46	155	A	Samford	88 84				
												201	H	Little Rock	77 58				
												205	N	Tulsa	76 63				
												315	A	Mercer	75 62				
LAST 10 Division I																			
205	N	Tulsa	76 63	13	A	Purdue	50 67	155	A	Samford	88 84	81	A	Ball St.	91 86	40	H	Oklahoma	74 63
201	H	Little Rock	77 58	47	H	Central Mich.	93 58	99	H	Belmont	77 46	120	A	Saint Mary's (CA)	73 80				
47	H	Central Mich.	93 58																
99	H	Belmont	77 46																
315	A	Mercer	75 62																

Non-Div I Games:

Western Ky.

■ Loss,
 ■ Non-Conf, S Site,
 ■ Home
 ■ Away
 N Neutral

Average RPI Win:	318	WON-LOST	WINNING	LAST 10	STRENGTH OF	OPP. STRENGTH	TEAM	ADJ.	CONF.	ADJ CONF.
Average RPI Loss:	144	RECORD	PCT. RANK	GAMES	SCHEDULE	OF SCHEDULE	RPI	RPI	RPI	RPI
DIV. I ONLY	5- 4	136	5-4	316	264	240	240	10	10	
DIV. I NON-CONF.	5- 4	134	5-4	315	263	241	241	10	10	
TOTALS	RPI 1-25	RPI 26-50	W-L RECORDS	RPI 51-100	RPI 101-150	RPI 150+				
5- 4	0- 0	0- 1	OVERALL	0- 1	0- 0	5- 2				
2- 1	0- 0	0- 0	HOME	0- 0	0- 0	2- 1				
1- 2	0- 0	0- 1	AWAY	0- 0	0- 0	1- 1				
2- 1	0- 0	0- 0	NEUTRAL	0- 1	0- 0	2- 0				
5- 4	0- 0	0- 1	NON-CONFERENCE	0- 1	0- 0	5- 2				
2- 1	0- 0	0- 0	HOME	0- 0	0- 0	2- 1				
1- 2	0- 0	0- 1	AWAY	0- 0	0- 0	1- 1				
2- 1	0- 0	0- 0	NEUTRAL	0- 1	0- 0	2- 0				
0- 0	0- 0	0- 0	CONFERENCE	0- 0	0- 0	0- 0				
0- 0	0- 0	0- 0	HOME	0- 0	0- 0	0- 0				
0- 0	0- 0	0- 0	AWAY	0- 0	0- 0	0- 0				
0- 0	0- 0	0- 0	NEUTRAL	0- 0	0- 0	0- 0				

RPI S	Opponent	Score	RPI S	Opponent	Score	RPI S	Opponent	Score	RPI S	Opponent	Score	Team's RPI: 240
49	A Michigan	55 76	90	N Stony Brook	47 50	182	H Fla. Atlantic	79 80	254	A UTEP	46 76	
						279	N Denver	79 70	318	A UIC	80 52	
						319	N New Mexico St.	79 76	334	H Detroit Mercy	82 67	
						340	H Chicago St.	90 69				
LAST 10 Division I												
254	A UTEP	46 76	90	N Stony Brook	47 50							
182	H Fla. Atlantic	79 80	279	N Denver	79 70							
334	H Detroit Mercy	82 67	340	H Chicago St.	90 69							
49	A Michigan	55 76	318	A UIC	80 52							
			319	N New Mexico St.	79 76							

Non-Div I Games: Kentucky St. 80 41

Western Mich.

Average RPI Win:	202	WON-LOST	WINNING	LAST 10	STRENGTH OF	OPP. STRENGTH	TEAM	ADJ.	CONF.	ADJ CONF.
Average RPI Loss:	61	RECORD	PCT. RANK	GAMES	SCHEDULE	OF SCHEDULE	RPI	RPI	RPI	RPI
DIV. I ONLY	7- 5	123	7-3	212	8	129	129	9	9	
DIV. I NON-CONF.	7- 5	127	7-3	208	7	132	132	9	9	
TOTALS	RPI 1-25	RPI 26-50	W-L RECORDS	RPI 51-100	RPI 101-150	RPI 150+				
7- 5	0- 2	1- 2	OVERALL	0- 0	1- 0	5- 1				
5- 1	0- 0	1- 1	HOME	0- 0	0- 0	4- 0				
1- 3	0- 2	0- 0	AWAY	0- 0	0- 0	1- 1				
1- 1	0- 0	0- 1	NEUTRAL	0- 0	1- 0	0- 0				
7- 5	0- 2	1- 2	NON-CONFERENCE	0- 0	1- 0	5- 1				
5- 1	0- 0	1- 1	HOME	0- 0	0- 0	4- 0				
1- 3	0- 2	0- 0	AWAY	0- 0	0- 0	1- 1				
1- 1	0- 0	0- 1	NEUTRAL	0- 0	1- 0	0- 0				
0- 0	0- 0	0- 0	CONFERENCE	0- 0	0- 0	0- 0				
0- 0	0- 0	0- 0	HOME	0- 0	0- 0	0- 0				
0- 0	0- 0	0- 0	AWAY	0- 0	0- 0	0- 0				
0- 0	0- 0	0- 0	NEUTRAL	0- 0	0- 0	0- 0				

RPI 1-25				RPI 26-50				RPI 51-100				RPI 101+ Team's RPI: 129			
RPI	S	Opponent	Score	RPI	S	Opponent	Score	RPI	S	Opponent	Score	RPI	S	Opponent	Score
2	A	Missouri St.	55 68	28	N	Virginia Tech	63 84					149	N	Montana St.	66 64
14	A	Creighton	46 56	40	H	Oklahoma	88 83					207	H	Eastern Mich.	63 52
				46	H	UNI	50 61					213	A	Oral Roberts	66 79
												218	A	Louisiana Tech	88 80
												244	H	Southern U.	69 63
												257	H	Houston Baptist	59 42
												299	H	Ark.-Pine Bluff	100 50
LAST 10 Division I															
		28 N Virginia Tech	63 84			149 N Montana St.	66 64								
		40 H Oklahoma	88 83			299 H Ark.-Pine Bluff	100 50								
		257 H Houston Baptist	59 42			14 A Creighton	46 56								
		218 A Louisiana Tech	88 80			207 H Eastern Mich.	63 52								
		244 H Southern U.	69 63			2 A Missouri St.	55 68								

Non-Div I Games:

Wichita St.

William & Mary

Through Games Of Dec. 29, 2019

Average RPI Win:	240	WON-LOST	WINNING	LAST 10	STRENGTH OF	OPP. STRENGTH	TEAM	ADJ.	CONF.	ADJ CONF.
Average RPI Loss:	80	RECORD	PCT. RANK	GAMES	SCHEDULE	OF SCHEDULE	RPI	RPI	RPI	RPI
DIV. I ONLY	9- 2	43	8-2	325	94	134	134	16	16	
DIV. I NON-CONF.	9- 2	41	8-2	328	97	137	137	16	16	
TOTALS	RPI 1-25	RPI 26-50	W-L RECORDS	RPI 51-100	RPI 101-150	RPI 150+				
9- 2	0- 0	0- 0	OVERALL	0- 2	1- 0	8- 0				
4- 1	0- 0	0- 0	HOME	0- 1	0- 0	4- 0				
5- 1	0- 0	0- 0	AWAY	0- 1	1- 0	4- 0				
0- 0	0- 0	0- 0	NEUTRAL	0- 0	0- 0	0- 0				
9- 2	0- 0	0- 0	NON-CONFERENCE	0- 2	1- 0	8- 0				
4- 1	0- 0	0- 0	HOME	0- 1	0- 0	4- 0				
5- 1	0- 0	0- 0	AWAY	0- 1	1- 0	4- 0				
0- 0	0- 0	0- 0	NEUTRAL	0- 0	0- 0	0- 0				
0- 0	0- 0	0- 0	CONFERENCE	0- 0	0- 0	0- 0				
0- 0	0- 0	0- 0	HOME	0- 0	0- 0	0- 0				
0- 0	0- 0	0- 0	AWAY	0- 0	0- 0	0- 0				
0- 0	0- 0	0- 0	NEUTRAL	0- 0	0- 0	0- 0				

RPI S	Opponent	Score	RPI S	Opponent	Score	RPI S	Opponent	Score	RPI S	Opponent	Score	Team's RPI: 134
						60	H Old Dominion	58 69	108	A George Washington	63 51	
						100	A Richmond	73 76	195	A VCU	69 55	
									198	H Norfolk St.	65 56	
									221	A Delaware St.	73 52	
									224	A East Carolina	78 68	
									273	A Army West Point	77 65	
									301	H UMES	78 50	
									312	H UMBC	76 48	
									327	H Hartford	61 44	
LAST 10 Division I												
			108	A George Washington	63 51				198	H Norfolk St.	65 56	
			312	H UMBC	76 48				195	A VCU	69 55	
			100	A Richmond	73 76				60	H Old Dominion	58 69	
			224	A East Carolina	78 68				221	A Delaware St.	73 52	
			301	H UMES	78 50				327	H Hartford	61 44	

Non-Div I Games:

William & Mary

Loss, Non-Conf, S Site, H Home A Away N Neutral

RPI 1-25				RPI 26-50				RPI 51-100				RPI 101+				Team's RPI: 295	
RPI	S	Opponent	Score	RPI	S	Opponent	Score	RPI	S	Opponent	Score	RPI	S	Opponent	Score		
				26	A	Kentucky	36 91	60	A	Old Dominion	44 68	178	H	Iona	61 68		
												190	H	Hampton	72 66		
												266	H	Ga. Southern	47 91		
												280	A	UNCW	75 63		
												287	N	Wofford	59 60		
												297	H	Col. of Charleston	73 84		
												316	A	N.C. Central	56 46		
												333	A	Western Caro.	63 60		
LAST 10 Division I																	
				190	H	Hampton	72 66	333	A	Western Caro.	63 60						
				287	N	Wofford	59 60	280	A	UNCW	75 63						
				60	A	Old Dominion	44 68	26	A	Kentucky	36 91						
				316	A	N.C. Central	56 46	297	H	Col. of Charleston	73 84						
				178	H	Iona	61 68	266	H	Ga. Southern	47 91						

Winthrop

Page 344

Average RPI Win:	216	WON-LOST	WINNING	LAST 10	STRENGTH OF	OPP. STRENGTH	TEAM	ADJ.	CONF.	ADJ CONF.
Average RPI Loss:	35	RECORD	PCT. RANK	GAMES	SCHEDULE	OF SCHEDULE	RPI	RPI	RPI	RPI
DIV. I ONLY	8- 4	85	6-4	119	109	89	89	2	2	
DIV. I NON-CONF.	8- 3	67	6-3	171	94	75	75	2	2	
TOTALS	RPI 1-25	RPI 26-50	W-L RECORDS	RPI 51-100	RPI 101-150	RPI 150+				
8- 4	0- 1	0- 3	OVERALL	2- 0	0- 0	6- 0				
6- 1	0- 0	0- 1	HOME	1- 0	0- 0	5- 0				
1- 2	0- 1	0- 1	AWAY	0- 0	0- 0	1- 0				
1- 1	0- 0	0- 1	NEUTRAL	1- 0	0- 0	0- 0				
8- 3	0- 1	0- 2	NON-CONFERENCE	2- 0	0- 0	6- 0				
6- 0	0- 0	0- 0	HOME	1- 0	0- 0	5- 0				
1- 2	0- 1	0- 1	AWAY	0- 0	0- 0	1- 0				
1- 1	0- 0	0- 1	NEUTRAL	1- 0	0- 0	0- 0				
0- 1	0- 0	0- 1	CONFERENCE	0- 0	0- 0	0- 0				
0- 1	0- 0	0- 1	HOME	0- 0	0- 0	0- 0				
0- 0	0- 0	0- 0	AWAY	0- 0	0- 0	0- 0				
0- 0	0- 0	0- 0	NEUTRAL	0- 0	0- 0	0- 0				

RPI 1-25				RPI 26-50				RPI 51-100				Team's RPI: 89	RPI 101+			
RPI	S	Opponent	Score	RPI	S	Opponent	Score	RPI	S	Opponent	Score		RPI	S	Opponent	Score
24	A	Georgia Tech	41 60	32	H	Rutgers	61 64	62	H	North Florida	75 62		209	H	Milwaukee	71 40
				39	A	Colorado	57 74	81	N	Ball St.	67 56		234	H	Prairie View	68 42
				43	N	Arkansas	64 68						264	H	Eastern Ill.	63 55
													287	H	Wofford	78 65
													292	H	Alabama St.	85 67
													296	A	North Dakota St.	64 63
LAST 10 Division I																
				32	H	Rutgers	61 64	234	H	Prairie View	68 42					
				81	N	Ball St.	67 56	292	H	Alabama St.	85 67					
				264	H	Eastern Ill.	63 55	296	A	North Dakota St.	64 63					
				209	H	Milwaukee	71 40	24	A	Georgia Tech	41 60					
				39	A	Colorado	57 74	43	N	Arkansas	64 68					

Non-Div I Games:

Wisconsin

Average RPI Win:	264	WON-LOST	WINNING	LAST 10	STRENGTH OF	OPP. STRENGTH	TEAM	ADJ.	CONF.	ADJ CONF.
Average RPI Loss:	193	RECORD	PCT. RANK	GAMES	SCHEDULE	OF SCHEDULE	RPI	RPI	RPI	RPI
DIV. I ONLY	4- 7	229	4-6	199	335	287	287	22	22	
DIV. I NON-CONF.	4- 7	224	4-6	190	338	290	290	22	22	
TOTALS	RPI 1-25	RPI 26-50	W-L RECORDS	RPI 51-100	RPI 101-150	RPI 150+				
4- 7	0- 0	0- 0	OVERALL	0- 1	0- 1	4- 5				
3- 3	0- 0	0- 0	HOME	0- 0	0- 0	3- 3				
0- 4	0- 0	0- 0	AWAY	0- 1	0- 1	0- 2				
1- 0	0- 0	0- 0	NEUTRAL	0- 0	0- 0	1- 0				
4- 7	0- 0	0- 0	NON-CONFERENCE	0- 1	0- 1	4- 5				
3- 3	0- 0	0- 0	HOME	0- 0	0- 0	3- 3				
0- 4	0- 0	0- 0	AWAY	0- 1	0- 1	0- 2				
1- 0	0- 0	0- 0	NEUTRAL	0- 0	0- 0	1- 0				
0- 0	0- 0	0- 0	CONFERENCE	0- 0	0- 0	0- 0				
0- 0	0- 0	0- 0	HOME	0- 0	0- 0	0- 0				
0- 0	0- 0	0- 0	AWAY	0- 0	0- 0	0- 0				
0- 0	0- 0	0- 0	NEUTRAL	0- 0	0- 0	0- 0				

RPI 1-25			RPI 26-50			RPI 51-100			RPI 101+			Team's RPI: 287
RPI	S	Opponent	Score	RPI	S	Opponent	Score	RPI	S	Opponent	Score	
						89 A Wisconsin	65 78	115 A Auburn		82 84		
								170 A Gardner-Webb		53 67		
								171 H Coastal Caro.		73 78		
								242 H Longwood		79 76		
								246 H UNC Asheville		75 38		
								251 A Northern Ky.		72 80		
								266 H Ga. Southern		57 70		
								274 H Presbyterian		67 60		
								286 H Appalachian St.		51 54		
								295 N Winthrop		60 59		
LAST 10 Division I												
251 A Northern Ky.		72 80	246 H UNC Asheville		75 38							
242 H Longwood		79 76	286 H Appalachian St.		51 54							
171 H Coastal Caro.		73 78	266 H Ga. Southern		57 70							
170 A Gardner-Webb		53 67	274 H Presbyterian		67 60							
89 A Wisconsin		65 78	295 N Winthrop		60 59							

Non-Div I Games: Erskine 100 38 UNKNOWN 89 38

Wofford

Loss, Non-Conf, S Site, H Home A Away N Neutral

Average RPI Win:	210	WON-LOST	WINNING	LAST 10	STRENGTH OF	OPP. STRENGTH	TEAM	ADJ.	CONF.	ADJ CONF.
Average RPI Loss:	136	RECORD	PCT. RANK	GAMES	SCHEDULE	OF SCHEDULE	RPI	RPI	RPI	RPI
DIV. I ONLY	4- 7	229	4-6	167	142	191	191	18	18	
DIV. I NON-CONF.	4- 6	213	4-5	118	168	159	159	18	18	
TOTALS	RPI 1-25	RPI 26-50	W-L RECORDS	RPI 51-100	RPI 101-150	RPI 150+				
4- 7	0- 0	0- 1	OVERALL	1- 2	0- 1	3- 3				
1- 1	0- 0	0- 0	HOME	1- 0	0- 1	0- 0				
2- 4	0- 0	0- 0	AWAY	0- 2	0- 0	2- 2				
1- 2	0- 0	0- 1	NEUTRAL	0- 0	0- 0	1- 1				
4- 6	0- 0	0- 1	NON-CONFERENCE	1- 2	0- 1	3- 2				
1- 1	0- 0	0- 0	HOME	1- 0	0- 1	0- 0				
2- 3	0- 0	0- 0	AWAY	0- 2	0- 0	2- 1				
1- 2	0- 0	0- 1	NEUTRAL	0- 0	0- 0	1- 1				
0- 1	0- 0	0- 0	CONFERENCE	0- 0	0- 0	0- 1				
0- 0	0- 0	0- 0	HOME	0- 0	0- 0	0- 0				
0- 1	0- 0	0- 0	AWAY	0- 0	0- 0	0- 1				
0- 0	0- 0	0- 0	NEUTRAL	0- 0	0- 0	0- 0				

RPI 1-25				RPI 26-50				RPI 51-100				RPI 101+				Team's RPI: 191	
RPI	S	Opponent	Score	RPI	S	Opponent	Score	RPI	S	Opponent	Score	RPI	S	Opponent	Score		
				44	N	Kansas	63 74	70	A	UCF	53 69	102	H	Abilene Christian	64 83		
								80	H	CSU Bakersfield	65 60	157	A	Iowa St.	71 79		
								88	A	UT Arlington	62 68	209	A	Milwaukee	58 60		
												212	A	SMU	69 61		
												258	A	Xavier	86 74		
												281	N	St. Bonaventure	56 57		
												289	N	Loyola Maryland	66 51		
LAST 10 Division I																	
				209	A	Milwaukee	58 60	70	A	UCF	53 69						
				289	N	Loyola Maryland	66 51	281	N	St. Bonaventure	56 57						
				44	N	Kansas	63 74	157	A	Iowa St.	71 79						
				258	A	Xavier	86 74	212	A	SMU	69 61						
				80	H	CSU Bakersfield	65 60	88	A	UT Arlington	62 68						

Non-Div I Games: Marian (IN) 64 60

Wright St.

■ Loss,
 ■ Non-Conf,
 ■ S Site,
 ■ Home
 ■ A Away
 N Neutral

Wyoming

Through Games Of Dec. 29, 2019

Average RPI Win:	248	WON-LOST	WINNING	LAST 10	STRENGTH OF	OPP. STRENGTH	TEAM	ADJ.	CONF.	ADJ CONF.
Average RPI Loss:	114	RECORD	PCT. RANK	GAMES	SCHEDULE	OF SCHEDULE	RPI	RPI	RPI	RPI
DIV. I ONLY	5- 5	165	5-5	196	177	177	177	24	24	
DIV. I NON-CONF.	3- 5	223	3-5	153	157	227	227	25	25	
TOTALS	RPI 1-25	RPI 26-50	W-L RECORDS	RPI 51-100	RPI 101-150	RPI 150+				
5- 5	0- 1	0- 1	OVERALL	0- 0	1- 2	4- 1				
2- 3	0- 1	0- 1	HOME	0- 0	1- 1	1- 0				
3- 2	0- 0	0- 0	AWAY	0- 0	0- 1	3- 1				
0- 0	0- 0	0- 0	NEUTRAL	0- 0	0- 0	0- 0				
3- 5	0- 1	0- 1	NON-CONFERENCE	0- 0	1- 2	2- 1				
2- 3	0- 1	0- 1	HOME	0- 0	1- 1	1- 0				
1- 2	0- 0	0- 0	AWAY	0- 0	0- 1	1- 1				
0- 0	0- 0	0- 0	NEUTRAL	0- 0	0- 0	0- 0				
2- 0	0- 0	0- 0	CONFERENCE	0- 0	0- 0	2- 0				
0- 0	0- 0	0- 0	HOME	0- 0	0- 0	0- 0				
2- 0	0- 0	0- 0	AWAY	0- 0	0- 0	2- 0				
0- 0	0- 0	0- 0	NEUTRAL	0- 0	0- 0	0- 0				

RPI 1-25				RPI 26-50				RPI 51-100				RPI 101+ Team's RPI: 177			
RPI	S	Opponent	Score	RPI	S	Opponent	Score	RPI	S	Opponent	Score	RPI	S	Opponent	Score
7	H	Gonzaga	54 65	39	H	Colorado	56 66					105	A	South Dakota St.	40 67
												120	H	Saint Mary's (CA)	69 67
												139	H	Northern Colo.	44 46
												169	A	New Mexico	73 66
												279	A	Denver	57 71
												296	A	North Dakota St.	66 57
												313	A	Air Force	65 63
												344	H	Mississippi Val.	95 22
LAST 10 Division I															
7	H	Gonzaga	54 65	139	H	Northern Colo.	44 46								
105	A	South Dakota St.	40 67	344	H	Mississippi Val.	95 22								
39	H	Colorado	56 66	169	A	New Mexico	73 66								
279	A	Denver	57 71	313	A	Air Force	65 63								
120	H	Saint Mary's (CA)	69 67	296	A	North Dakota St.	66 57								

Non-Div I Games: Colo. Christian 70 31

Wyoming

■ Loss,
 ■ Non-Conf,
 ■ S Site,
 ■ H Home
 ■ A Away
 N Neutral

Average RPI Win:	186	WON-LOST	WINNING	LAST 10	STRENGTH OF	OPP. STRENGTH	TEAM	ADJ.	CONF.	ADJ CONF.
Average RPI Loss:	111	RECORD	PCT. RANK	GAMES	SCHEDULE	OF SCHEDULE	RPI	RPI	RPI	RPI
DIV. I ONLY	1- 11	334	0-10	29	181	258	258	6	6	
DIV. I NON-CONF.	1- 10	329	0-9	33	192	257	257	6	6	
TOTALS	RPI 1-25	RPI 26-50	W-L RECORDS	RPI 51-100	RPI 101-150	RPI 150+				
1- 11	0- 1	0- 1	OVERALL	0- 3	0- 3	1- 3				
1- 5	0- 0	0- 1	HOME	0- 1	0- 1	1- 2				
0- 4	0- 0	0- 0	AWAY	0- 2	0- 2	0- 0				
0- 2	0- 1	0- 0	NEUTRAL	0- 0	0- 0	0- 1				
1- 10	0- 1	0- 1	NON-CONFERENCE	0- 2	0- 3	1- 3				
1- 4	0- 0	0- 1	HOME	0- 0	0- 1	1- 2				
0- 4	0- 0	0- 0	AWAY	0- 2	0- 2	0- 0				
0- 2	0- 1	0- 0	NEUTRAL	0- 0	0- 0	0- 1				
0- 1	0- 0	0- 0	CONFERENCE	0- 1	0- 0	0- 0				
0- 1	0- 0	0- 0	HOME	0- 1	0- 0	0- 0				
0- 0	0- 0	0- 0	AWAY	0- 0	0- 0	0- 0				
0- 0	0- 0	0- 0	NEUTRAL	0- 0	0- 0	0- 0				

RPI 1-25				RPI 26-50				RPI 51-100				RPI 101+				Team's RPI: 258	
RPI	S	Opponent	Score	RPI	S	Opponent	Score	RPI	S	Opponent	Score	RPI	S	Opponent	Score		
15	N	Northwestern	59 79	39	H	Colorado	53 62	68	H	St. John's (NY)	67 75	109	A	Rider	57 64		
								73	A	Temple	65 78	131	H	Cincinnati	78 85		
								81	A	Ball St.	49 70	150	A	Robert Morris	57 71		
												174	N	Florida	64 67		
												186	H	Utah	70 63		
												188	H	Eastern Ky.	55 56		
												191	H	Wright St.	74 86		
LAST 10 Division I																	
68	H	St. John's (NY)	67 75	15	N	Northwestern	59 79										
150	A	Robert Morris	57 71	174	N	Florida	64 67										
191	H	Wright St.	74 86	131	H	Cincinnati	78 85										
81	A	Ball St.	49 70	188	H	Eastern Ky.	55 56										
109	A	Rider	57 64	39	H	Colorado	53 62										

Non-Div I Games:

Xavier

■ Loss,
 ■ Non-Conf,
 S Site,
 ■ Home
 ■ Away
 N Neutral

Average RPI Win:	192	WON-LOST	WINNING	LAST 10	STRENGTH OF	OPP. STRENGTH	TEAM	ADJ.	CONF.	ADJ CONF.
Average RPI Loss:	48	RECORD	PCT. RANK	GAMES	SCHEDULE	OF SCHEDULE	RPI	RPI	RPI	RPI
DIV. I ONLY	8- 3	70	7-3	67	197	41	41	8	8	
DIV. I NON-CONF.	8- 3	67	7-3	69	198	38	38	8	8	
TOTALS	RPI 1-25	RPI 26-50	W-L RECORDS	RPI 51-100	RPI 101-150	RPI 150+				
8- 3	0- 1	0- 0	OVERALL	1- 2	1- 0	6- 0				
3- 1	0- 0	0- 0	HOME	1- 1	0- 0	2- 0				
4- 2	0- 1	0- 0	AWAY	0- 1	1- 0	3- 0				
1- 0	0- 0	0- 0	NEUTRAL	0- 0	0- 0	1- 0				
8- 3	0- 1	0- 0	NON-CONFERENCE	1- 2	1- 0	6- 0				
3- 1	0- 0	0- 0	HOME	1- 1	0- 0	2- 0				
4- 2	0- 1	0- 0	AWAY	0- 1	1- 0	3- 0				
1- 0	0- 0	0- 0	NEUTRAL	0- 0	0- 0	1- 0				
0- 0	0- 0	0- 0	CONFERENCE	0- 0	0- 0	0- 0				
0- 0	0- 0	0- 0	HOME	0- 0	0- 0	0- 0				
0- 0	0- 0	0- 0	AWAY	0- 0	0- 0	0- 0				
0- 0	0- 0	0- 0	NEUTRAL	0- 0	0- 0	0- 0				

RPI 1-25				RPI 26-50				RPI 51-100				RPI 101+			
RPI	S	Opponent	Score	RPI	S	Opponent	Score	RPI	S	Opponent	Score	RPI	S	Opponent	Score
10	A	UCLA	65 100					67	A	Colgate	67 70	123	A	North Carolina	66 63
								68	H	St. John's (NY)	66 80	160	N	Fresno St.	87 67
								75	H	Providence	82 79	181	H	Quinnipiac	63 59
												200	A	Northeastern	78 63
												248	A	UMass Lowell	67 59
												268	A	LMU (CA)	81 65
												283	H	Sacred Heart	87 40
LAST 10 Division I															
123	A	North Carolina	66 63	283	H	Sacred Heart	87 40								
200	A	Northeastern	78 63	68	H	St. John's (NY)	66 80								
248	A	UMass Lowell	67 59	268	A	LMU (CA)	81 65								
67	A	Colgate	67 70	160	N	Fresno St.	87 67								
181	H	Quinnipiac	63 59	10	A	UCLA	65 100								

Non-Div I Games:

Yale

Average RPI Win:	204	WON-LOST	WINNING	LAST 10	STRENGTH OF	OPP. STRENGTH	TEAM	ADJ.	CONF.	ADJ CONF.
Average RPI Loss:	92	RECORD	PCT. RANK	GAMES	SCHEDULE	OF SCHEDULE	RPI	RPI	RPI	RPI
DIV. I ONLY	6- 4	116	6-4	250	51	141	141	18	18	
DIV. I NON-CONF.	5- 4	134	5-4	258	71	164	164	18	18	
TOTALS	RPI 1-25	RPI 26-50	W-L RECORDS	RPI 51-100	RPI 101-150	RPI 150+				
6- 4	0- 1	0- 0	OVERALL	1- 1	0- 2	5- 0				
4- 1	0- 0	0- 0	HOME	1- 1	0- 0	3- 0				
2- 3	0- 1	0- 0	AWAY	0- 0	0- 2	2- 0				
0- 0	0- 0	0- 0	NEUTRAL	0- 0	0- 0	0- 0				
5- 4	0- 1	0- 0	NON-CONFERENCE	0- 1	0- 2	5- 0				
3- 1	0- 0	0- 0	HOME	0- 1	0- 0	3- 0				
2- 3	0- 1	0- 0	AWAY	0- 0	0- 2	2- 0				
0- 0	0- 0	0- 0	NEUTRAL	0- 0	0- 0	0- 0				
1- 0	0- 0	0- 0	CONFERENCE	1- 0	0- 0	0- 0				
1- 0	0- 0	0- 0	HOME	1- 0	0- 0	0- 0				
0- 0	0- 0	0- 0	AWAY	0- 0	0- 0	0- 0				
0- 0	0- 0	0- 0	NEUTRAL	0- 0	0- 0	0- 0				

RPI 1-25				RPI 26-50				RPI 51-100				RPI 101+ Team's RPI: 141			
RPI	S	Opponent	Score	RPI	S	Opponent	Score	RPI	S	Opponent	Score	RPI	S	Opponent	Score
12	A	Indiana	56 93					76	H	IUPUI	75 73	127	A	Akron	62 91
								78	H	Kent St.	73 82	150	A	Robert Morris	43 58
												188	A	Eastern Ky.	72 63
												202	H	Wagner	64 42
												206	A	Saint Francis (PA)	56 46
												207	H	Eastern Mich.	79 77
												343	H	Canisius	87 59
LAST 10 Division I															
76	H	IUPUI	75 73	12	A	Indiana	56 93	206	A	Saint Francis (PA)	56 46	188	A	Eastern Ky.	72 63
207	H	Eastern Mich.	79 77	202	H	Wagner	64 42	207	H	Eastern Mich.	79 77	202	H	Wagner	64 42
150	A	Robert Morris	43 58	78	H	Kent St.	73 82	127	A	Akron	62 91	150	A	Robert Morris	43 58
78	H	Kent St.	73 82	343	H	Canisius	87 59								

Non-Div I Games: Lake Erie 83 48 Muskingum 92 46

Youngstown St.

Loss, Non-Conf, S Site, H Home A Away N Neutral