

Average RPI Win: 230		WON-LOST	WINNING	LAST 10	STRENGTH OF	OPP. STRENGTH	TEAM	ADJ.	CONF.	ADJ CONF.
Average RPI Loss: 249		RECORD	PCT. RANK	GAMES	SCHEDULE	OF SCHEDULE	RPI	RPI	RPI	RPI
DIV. I ONLY		3- 7	253	3- 7	341	266	338	338	29	29
DIV. I NON-CONF.		3- 7	253	3- 7	342	265	336	336	29	29
TOTALS	RPI 1-25		RPI 26-50		W-L RECORDS		RPI 51-100		RPI 101-150	RPI 150+
3- 7	0- 0		0- 0		OVERALL		0- 0		1- 0	2- 7
1- 4	0- 0		0- 0		HOME		0- 0		0- 0	1- 4
1- 3	0- 0		0- 0		AWAY		0- 0		1- 0	0- 3
1- 0	0- 0		0- 0		NEUTRAL		0- 0		0- 0	1- 0
3- 7	0- 0		0- 0		NON-CONFERENCE		0- 0		1- 0	2- 7
1- 4	0- 0		0- 0		HOME		0- 0		0- 0	1- 4
1- 3	0- 0		0- 0		AWAY		0- 0		1- 0	0- 3
1- 0	0- 0		0- 0		NEUTRAL		0- 0		0- 0	1- 0
0- 0	0- 0		0- 0		CONFERENCE		0- 0		0- 0	0- 0
0- 0	0- 0		0- 0		HOME		0- 0		0- 0	0- 0
0- 0	0- 0		0- 0		AWAY		0- 0		0- 0	0- 0
0- 0	0- 0		0- 0		NEUTRAL		0- 0		0- 0	0- 0

RPI 1-25				RPI 26-50				RPI 51-100				RPI 101+				Team's RPI: 338	
RPI	S	Opponent	Score	RPI	S	Opponent	Score	RPI	S	Opponent	Score	RPI	S	Opponent	Score		
												149	A	Tex.-Pan American	60	57	
												190	H	Texas-Arlington	28	42	
												226	H	Tennessee St.	61	72	
												230	H	Oakland	54	61	
												250	H	Texas Southern	68	63	
												259	H	Houston	66	68	
												264	A	Cal Poly	48	63	
												270	A	UNLV	65	77	
												292	N	Kent St.	57	47	
												302	A	Rice	54	59	
LAST 12 Division I GAMES:																	
				250	H	Texas Southern	68	63				292	N	Kent St.	57	47	
				230	H	Oakland	54	61				302	A	Rice	54	59	
				226	H	Tennessee St.	61	72				259	H	Houston	66	68	
				190	H	Texas-Arlington	28	42				270	A	UNLV	65	77	
				149	A	Tex.-Pan American	60	57									
				264	A	Cal Poly	48	63									

Non-Div I Games:

A&M-Corpus Christi

■ Loss, ■ Non-Conf, S Site, H Home A Away N Neutral

Average RPI Win:	275	WON-LOST	WINNING	LAST 10	STRENGTH OF	OPP. STRENGTH	TEAM	ADJ.	CONF.	ADJ CONF.
Average RPI Loss:	123	RECORD	PCT. RANK	GAMES	SCHEDULE	OF SCHEDULE	RPI	RPI	RPI	RPI
DIV. I ONLY	4- 3	139	4- 3	158	342	115	115	29	29	
DIV. I NON-CONF.	4- 3	139	4- 3	159	343	117	117	29	29	
TOTALS	RPI 1-25	RPI 26-50	W-L RECORDS	RPI 51-100	RPI 101-150	RPI 150+				
4- 3	0- 0	0- 0	OVERALL	0- 2	1- 0	3- 1				
2- 0	0- 0	0- 0	HOME	0- 0	1- 0	1- 0				
1- 3	0- 0	0- 0	AWAY	0- 2	0- 0	1- 1				
1- 0	0- 0	0- 0	NEUTRAL	0- 0	0- 0	1- 0				
4- 3	0- 0	0- 0	NON-CONFERENCE	0- 2	1- 0	3- 1				
2- 0	0- 0	0- 0	HOME	0- 0	1- 0	1- 0				
1- 3	0- 0	0- 0	AWAY	0- 2	0- 0	1- 1				
1- 0	0- 0	0- 0	NEUTRAL	0- 0	0- 0	1- 0				
0- 0	0- 0	0- 0	CONFERENCE	0- 0	0- 0	0- 0				
0- 0	0- 0	0- 0	HOME	0- 0	0- 0	0- 0				
0- 0	0- 0	0- 0	AWAY	0- 0	0- 0	0- 0				
0- 0	0- 0	0- 0	NEUTRAL	0- 0	0- 0	0- 0				

RPI 1-25			RPI 26-50			RPI 51-100			RPI 101+			Team's RPI: 115
RPI	S	Opponent	Score	RPI	S	Opponent	Score	RPI	S	Opponent	Score	
						63	A Kansas St.	53	68	131	H Eastern Wash.	79 72
						75	A Texas Tech	44	61	232	A UTSA	57 70
										278	N George Mason	88 86
										344	H Air Force	80 44
										347	A UMKC	80 55
LAST 12 Division I GAMES:												
						75	A Texas Tech	44	61	63	A Kansas St.	53 68
						347	A UMKC	80	55	344	H Air Force	80 44
						278	N George Mason	88	86			
						131	H Eastern Wash.	79	72			
						232	A UTSA	57	70			

Non-Div I Games: Howard Payne 102 60 Wayland Baptist 91 64 Southwestern Christ 100 52

Abilene Christian

Loss, Non-Conf, S Site, H Home A Away N Neutral

Air Force

Through Games Of Dec. 28, 2014

Average RPI Win:	317	WON-LOST	WINNING	LAST 10	STRENGTH OF	OPP. STRENGTH	TEAM	ADJ.	CONF.	ADJ CONF.
Average RPI Loss:	209	RECORD	PCT. RANK	GAMES	SCHEDULE	OF SCHEDULE	RPI	RPI	RPI	RPI
DIV. I ONLY	1- 10	332	1- 9	276	347	344	344	19	19	
DIV. I NON-CONF.	1- 10	332	1- 10	277	348	343	343	20	20	
TOTALS	RPI 1-25	RPI 26-50	W-L RECORDS	RPI 51-100	RPI 101-150	RPI 150+				
1- 10	0- 0	0- 0	OVERALL	0- 1	0- 1	1- 8				
1- 3	0- 0	0- 0	HOME	0- 0	0- 0	1- 3				
0- 7	0- 0	0- 0	AWAY	0- 1	0- 1	0- 5				
0- 0	0- 0	0- 0	NEUTRAL	0- 0	0- 0	0- 0				
1- 10	0- 0	0- 0	NON-CONFERENCE	0- 1	0- 1	1- 8				
1- 3	0- 0	0- 0	HOME	0- 0	0- 0	1- 3				
0- 7	0- 0	0- 0	AWAY	0- 1	0- 1	0- 5				
0- 0	0- 0	0- 0	NEUTRAL	0- 0	0- 0	0- 0				
0- 0	0- 0	0- 0	CONFERENCE	0- 0	0- 0	0- 0				
0- 0	0- 0	0- 0	HOME	0- 0	0- 0	0- 0				
0- 0	0- 0	0- 0	AWAY	0- 0	0- 0	0- 0				
0- 0	0- 0	0- 0	NEUTRAL	0- 0	0- 0	0- 0				

RPI 1-25			RPI 26-50			RPI 51-100			RPI 101+			Team's RPI: 344
RPI	S	Opponent	Score	RPI	S	Opponent	Score	RPI	S	Opponent	Score	
						67 A Bakersfield	56 96	115 A Abilene Christian		44 80		
								156 A Army		35 79		
								157 H Southern Utah		57 73		
								164 A Northern Colo.		35 76		
								216 H Santa Clara		64 85		
								258 A SIUE		51 86		
								289 H Weber St.		53 71		
								317 H Omaha		65 57		
								323 A Utah Valley		44 58		
								340 A Denver		66 107		
LAST 12 Division I GAMES:												
115 A		Abilene Christian	44 80	323 A		Utah Valley	44 58					
258 A		SIUE	51 86	340 A		Denver	66 107					
289 H		Weber St.	53 71	216 H		Santa Clara	64 85					
317 H		Omaha	65 57	157 H		Southern Utah	57 73					
67 A		Bakersfield	56 96	164 A		Northern Colo.	35 76					
				156 A		Army	35 79					

Non-Div I Games:

Air Force

■ Loss,
 ■ Non-Conf,
 ■ S Site,
 ■ H Home
 ■ A Away
 N Neutral

Average RPI Win:	194	WON-LOST	WINNING	LAST 10	STRENGTH OF	OPP. STRENGTH	TEAM	ADJ.	CONF.	ADJ CONF.
Average RPI Loss:	0	RECORD	PCT. RANK	GAMES	SCHEDULE	OF SCHEDULE	RPI	RPI	RPI	RPI
DIV. I ONLY	9- 0	1	9- 0	321	35	70	70	15	15	
DIV. I NON-CONF.	9- 0	1	9- 0	323	37	71	71	15	15	
TOTALS	RPI 1-25	RPI 26-50	W-L RECORDS	RPI 51-100	RPI 101-150	RPI 150+				
9- 0	0- 0	0- 0	OVERALL	0- 0	2- 0	7- 0				
5- 0	0- 0	0- 0	HOME	0- 0	1- 0	4- 0				
2- 0	0- 0	0- 0	AWAY	0- 0	0- 0	2- 0				
2- 0	0- 0	0- 0	NEUTRAL	0- 0	1- 0	1- 0				
9- 0	0- 0	0- 0	NON-CONFERENCE	0- 0	2- 0	7- 0				
5- 0	0- 0	0- 0	HOME	0- 0	1- 0	4- 0				
2- 0	0- 0	0- 0	AWAY	0- 0	0- 0	2- 0				
2- 0	0- 0	0- 0	NEUTRAL	0- 0	1- 0	1- 0				
0- 0	0- 0	0- 0	CONFERENCE	0- 0	0- 0	0- 0				
0- 0	0- 0	0- 0	HOME	0- 0	0- 0	0- 0				
0- 0	0- 0	0- 0	AWAY	0- 0	0- 0	0- 0				
0- 0	0- 0	0- 0	NEUTRAL	0- 0	0- 0	0- 0				

RPI 1-25				RPI 26-50				RPI 51-100				Team's RPI: 70		RPI 101+			
RPI	S	Opponent	Score	RPI	S	Opponent	Score	RPI	S	Opponent	Score			RPI	S	Opponent	Score
														102	H	UNI	82 73
														129	N	Belmont	73 58
														155	N	Siena	90 74
														170	H	Morehead St.	89 61
														198	A	UCF	73 64
														202	H	Northern Ky.	82 49
														240	H	Valparaiso	100 65
														263	A	Bethune-Cookman	81 63
														285	H	Binghamton	80 49
LAST 12 Division I GAMES:																	
				198	A	UCF	73 64					170	H	Morehead St.	89 61		
				263	A	Bethune-Cookman	81 63					155	N	Siena	90 74		
				285	H	Binghamton	80 49					129	N	Belmont	73 58		
												240	H	Valparaiso	100 65		
												102	H	UNI	82 73		
												202	H	Northern Ky.	82 49		

Non-Div I Games: Ohio Christian 97 62

Akron

Alabama

Through Games Of Dec. 28, 2014

Average RPI Win:	221	WON-LOST	WINNING	LAST 10	STRENGTH OF	OPP. STRENGTH	TEAM	ADJ.	CONF.	ADJ CONF.
Average RPI Loss:	79	RECORD	PCT. RANK	GAMES	SCHEDULE	OF SCHEDULE	RPI	RPI	RPI	RPI
DIV. I ONLY	11- 4	67	8- 2	298	30	172	172	3	3	
DIV. I NON-CONF.	11- 4	70	10- 2	301	30	173	173	3	3	
TOTALS	RPI 1-25	RPI 26-50	W-L RECORDS	RPI 51-100	RPI 101-150	RPI 150+				
11- 4	1- 1	0- 1	OVERALL	1- 0	0- 1	9- 1				
8- 3	1- 1	0- 0	HOME	0- 0	0- 1	7- 1				
1- 0	0- 0	0- 0	AWAY	1- 0	0- 0	0- 0				
2- 1	0- 0	0- 1	NEUTRAL	0- 0	0- 0	2- 0				
11- 4	1- 1	0- 1	NON-CONFERENCE	1- 0	0- 1	9- 1				
8- 3	1- 1	0- 0	HOME	0- 0	0- 1	7- 1				
1- 0	0- 0	0- 0	AWAY	1- 0	0- 0	0- 0				
2- 1	0- 0	0- 1	NEUTRAL	0- 0	0- 0	2- 0				
0- 0	0- 0	0- 0	CONFERENCE	0- 0	0- 0	0- 0				
0- 0	0- 0	0- 0	HOME	0- 0	0- 0	0- 0				
0- 0	0- 0	0- 0	AWAY	0- 0	0- 0	0- 0				
0- 0	0- 0	0- 0	NEUTRAL	0- 0	0- 0	0- 0				

RPI 1-25				RPI 26-50				RPI 51-100				RPI 101+ Team's RPI: 172			
RPI	S	Opponent	Score	RPI	S	Opponent	Score	RPI	S	Opponent	Score	RPI	S	Opponent	Score
6	H	Nebraska	53 51	26	N	Quinnipiac	66 73	83	A	Kansas	85 80	123	H	Jacksonville St.	62 64
7	H	Duke	40 90									158	H	Mercer	39 46
												169	H	USC Upstate	74 65
												191	N	Temple	58 51
												209	H	UT Martin	68 55
												271	H	New Orleans	87 58
												274	N	Georgetown	72 58
												276	H	Ark.-Pine Bluff	71 27
												286	H	Mississippi Val.	71 40
												332	H	Florida A&M	60 44
												335	H	Alabama A&M	75 44
LAST 12 Division I GAMES:															
286	H	Mississippi Val.	71 40	209	H	UT Martin	68 55								
271	H	New Orleans	87 58	169	H	USC Upstate	74 65								
276	H	Ark.-Pine Bluff	71 27	26	N	Quinnipiac	66 73								
158	H	Mercer	39 46	335	H	Alabama A&M	75 44								
6	H	Nebraska	53 51	191	N	Temple	58 51								
83	A	Kansas	85 80	274	N	Georgetown	72 58								

Non-Div I Games:

Alabama

■ Loss,
 ■ Non-Conf, S Site,
 ■ Home
 ■ Away
 N Neutral

Average RPI Win:	0	WON-LOST	WINNING	LAST 10	STRENGTH OF	OPP. STRENGTH	TEAM	ADJ.	CONF.	ADJ CONF.
Average RPI Loss:	193	RECORD	PCT. RANK	GAMES	SCHEDULE	OF SCHEDULE	RPI	RPI	RPI	RPI
DIV. I ONLY	0- 10	338	0- 10	170	326	335	335	31	31	
DIV. I NON-CONF.	0- 10	334	0- 10	172	325	333	333	32	32	
TOTALS	RPI 1-25	RPI 26-50	W-L RECORDS	RPI 51-100	RPI 101-150	RPI 150+				
0- 10	0- 1	0- 0	OVERALL	0- 0	0- 1	0- 8				
0- 3	0- 0	0- 0	HOME	0- 0	0- 1	0- 2				
0- 7	0- 1	0- 0	AWAY	0- 0	0- 0	0- 6				
0- 0	0- 0	0- 0	NEUTRAL	0- 0	0- 0	0- 0				
0- 10	0- 1	0- 0	NON-CONFERENCE	0- 0	0- 1	0- 8				
0- 3	0- 0	0- 0	HOME	0- 0	0- 1	0- 2				
0- 7	0- 1	0- 0	AWAY	0- 0	0- 0	0- 6				
0- 0	0- 0	0- 0	NEUTRAL	0- 0	0- 0	0- 0				
0- 0	0- 0	0- 0	CONFERENCE	0- 0	0- 0	0- 0				
0- 0	0- 0	0- 0	HOME	0- 0	0- 0	0- 0				
0- 0	0- 0	0- 0	AWAY	0- 0	0- 0	0- 0				
0- 0	0- 0	0- 0	NEUTRAL	0- 0	0- 0	0- 0				

RPI 1-25				RPI 26-50				RPI 51-100				RPI 101+ Team's RPI: 335			
RPI	S	Opponent	Score	RPI	S	Opponent	Score	RPI	S	Opponent	Score	RPI	S	Opponent	Score
19	A	Western Ky.	44 96									139	H	East Tenn. St.	64 88
												166	A	Ole Miss	47 71
												172	A	Alabama	44 75
												186	H	Eastern Ky.	56 62
												188	H	Louisiana Tech	68 70
												217	A	Samford	50 61
												256	A	Southeast Mo. St.	38 66
												279	A	South Carolina St.	62 69
												310	A	Murray St.	81 102
LAST 12 Division I GAMES:															
166	A	Ole Miss	47 71	188	H	Louisiana Tech	68 70								
186	H	Eastern Ky.	56 62	172	A	Alabama	44 75								
279	A	South Carolina St.	62 69	217	A	Samford	50 61								
139	H	East Tenn. St.	64 88	310	A	Murray St.	81 102								
19	A	Western Ky.	44 96	256	A	Southeast Mo. St.	38 66								

Non-Div I Games:

Alabama A&M

■ Loss,
 ■ Non-Conf, S Site,
 ■ Home
 ■ Away
 N Neutral

Average RPI Win:	332	WON-LOST	WINNING	LAST 10	STRENGTH OF	OPP. STRENGTH	TEAM	ADJ.	CONF.	ADJ CONF.
Average RPI Loss:	171	RECORD	PCT. RANK	GAMES	SCHEDULE	OF SCHEDULE	RPI	RPI	RPI	RPI
DIV. I ONLY	1- 6	319	1- 6	285	265	306	306	31	31	
DIV. I NON-CONF.	1- 6	314	1- 6	289	264	309	309	32	32	
TOTALS	RPI 1-25	RPI 26-50	W-L RECORDS	RPI 51-100	RPI 101-150	RPI 150+				
1- 6	0- 1	0- 0	OVERALL	0- 0	0- 2	1- 3				
0- 0	0- 0	0- 0	HOME	0- 0	0- 0	0- 0				
1- 6	0- 1	0- 0	AWAY	0- 0	0- 2	1- 3				
0- 0	0- 0	0- 0	NEUTRAL	0- 0	0- 0	0- 0				
1- 6	0- 1	0- 0	NON-CONFERENCE	0- 0	0- 2	1- 3				
0- 0	0- 0	0- 0	HOME	0- 0	0- 0	0- 0				
1- 6	0- 1	0- 0	AWAY	0- 0	0- 2	1- 3				
0- 0	0- 0	0- 0	NEUTRAL	0- 0	0- 0	0- 0				
0- 0	0- 0	0- 0	CONFERENCE	0- 0	0- 0	0- 0				
0- 0	0- 0	0- 0	HOME	0- 0	0- 0	0- 0				
0- 0	0- 0	0- 0	AWAY	0- 0	0- 0	0- 0				
0- 0	0- 0	0- 0	NEUTRAL	0- 0	0- 0	0- 0				

RPI 1-25				RPI 26-50				RPI 51-100				RPI 101+ Team's RPI: 306			
RPI	S	Opponent	Score	RPI	S	Opponent	Score	RPI	S	Opponent	Score	RPI	S	Opponent	Score
19	A	Western Ky.	54 93									114	A	Savannah St.	62 71
												122	A	Georgia Tech	53 77
												217	A	Samford	43 56
												223	A	Troy	50 70
												331	A	South Ala.	61 64
												332	A	Florida A&M	64 49
LAST 12 Division I GAMES:															
				122	A	Georgia Tech	53 77	217	A	Samford	43 56				
				223	A	Troy	50 70								
				19	A	Western Ky.	54 93								
				331	A	South Ala.	61 64								
				114	A	Savannah St.	62 71								
				332	A	Florida A&M	64 49								

Non-Div I Games: Mobile 66 30 Bluefield St. 82 73 Stillman 75 66

Alabama St.

Loss, Non-Conf, S Site, Home A Away N Neutral

Albany (NY)

Through Games Of Dec. 28, 2014

Average RPI Win:	232	WON-LOST	WINNING	LAST 10	STRENGTH OF	OPP. STRENGTH	TEAM	ADJ.	CONF.	ADJ CONF.
Average RPI Loss:	101	RECORD	PCT. RANK	GAMES	SCHEDULE	OF SCHEDULE	RPI	RPI	RPI	RPI
DIV. I ONLY	7- 5	133	0- 1	200	152	111	111	24	24	
DIV. I NON-CONF.	7- 5	134	0- 1	203	152	113	113	24	24	
TOTALS	RPI 1-25	RPI 26-50	W-L RECORDS	RPI 51-100	RPI 101-150	RPI 150+				
7- 5	0- 1	0- 1	OVERALL	0- 0	1- 2	6- 1				
1- 2	0- 0	0- 0	HOME	0- 0	0- 1	1- 1				
6- 3	0- 1	0- 1	AWAY	0- 0	1- 1	5- 0				
0- 0	0- 0	0- 0	NEUTRAL	0- 0	0- 0	0- 0				
7- 5	0- 1	0- 1	NON-CONFERENCE	0- 0	1- 2	6- 1				
1- 2	0- 0	0- 0	HOME	0- 0	0- 1	1- 1				
6- 3	0- 1	0- 1	AWAY	0- 0	1- 1	5- 0				
0- 0	0- 0	0- 0	NEUTRAL	0- 0	0- 0	0- 0				
0- 0	0- 0	0- 0	CONFERENCE	0- 0	0- 0	0- 0				
0- 0	0- 0	0- 0	HOME	0- 0	0- 0	0- 0				
0- 0	0- 0	0- 0	AWAY	0- 0	0- 0	0- 0				
0- 0	0- 0	0- 0	NEUTRAL	0- 0	0- 0	0- 0				

RPI	S	Opponent	Score	RPI	S	Opponent	Score	RPI	S	Opponent	Score	RPI	S	Opponent	Score	Team's RPI: 111
19	A	Western Ky.	54 63	26	A	Quinnipiac	62 66					110	H	Hofstra	55 65	
												126	A	Pepperdine	62 36	
												135	A	Marist	58 61	
												155	A	Siena	76 57	
												213	H	Northeastern	67 70	
												235	A	Cal St. Fullerton	71 49	
												246	A	Canisius	64 59	
												248	A	Penn St.	54 53	
												296	A	Colgate	67 48	
												315	H	St. Francis Brooklyn	90 47	
LAST 12 Division I GAMES:																
135	A	Marist	58 61	19	A	Western Ky.	54 63									
296	A	Colgate	67 48	213	H	Northeastern	67 70									
110	H	Hofstra	55 65	235	A	Cal St. Fullerton	71 49									
246	A	Canisius	64 59	126	A	Pepperdine	62 36									
248	A	Penn St.	54 53	26	A	Quinnipiac	62 66									
315	H	St. Francis Brooklyn	90 47	155	A	Siena	76 57									

Non-Div I Games:

Albany (NY)

Loss, Non-Conf, S Site, H Home A Away N Neutral

Average RPI Win: 299	WON-LOST	WINNING	LAST 10	STRENGTH OF	OPP. STRENGTH	TEAM	ADJ.	CONF.	ADJ CONF.
Average RPI Loss: 211	RECORD	PCT. RANK	GAMES	SCHEDULE	OF SCHEDULE	RPI	RPI	RPI	RPI
DIV. I ONLY	1- 8	322	1- 8	182	339	325	325	31	31
DIV. I NON-CONF.	1- 8	319	1- 8	185	340	328	328	32	32
TOTALS	RPI 1-25	RPI 26-50	W-L RECORDS	RPI 51-100	RPI 101-150	RPI 150+			
1- 8	0- 1	0- 0	OVERALL	0- 1	0- 0	1- 6			
1- 2	0- 0	0- 0	HOME	0- 0	0- 0	1- 2			
0- 6	0- 0	0- 0	AWAY	0- 1	0- 0	0- 0			
0- 0	0- 0	0- 0	NEUTRAL	0- 0	0- 0	0- 0			
1- 8	0- 1	0- 0	NON-CONFERENCE	0- 1	0- 0	1- 6			
1- 2	0- 0	0- 0	HOME	0- 0	0- 0	1- 2			
0- 6	0- 1	0- 0	AWAY	0- 1	0- 0	0- 4			
0- 0	0- 0	0- 0	NEUTRAL	0- 0	0- 0	0- 0			
0- 0	0- 0	0- 0	CONFERENCE	0- 0	0- 0	0- 0			
0- 0	0- 0	0- 0	HOME	0- 0	0- 0	0- 0			
0- 0	0- 0	0- 0	AWAY	0- 0	0- 0	0- 0			
0- 0	0- 0	0- 0	NEUTRAL	0- 0	0- 0	0- 0			

RPI	S	Opponent	Score	RPI	S	Opponent	Score	RPI	S	Opponent	Score	RPI	S	Opponent	Score	Team's RPI: 325
6	A	Nebraska	49 83					76	A	Michigan St.	41 77	181	H	La.-Lafayette	57 64	
												241	A	UAB	43 57	
												260	H	Central Ark.	36 62	
												299	H	La.-Monroe	62 53	
												302	A	Rice	33 61	
												304	A	UTEP	53 63	
												317	A	Omaha	39 59	
LAST 12 Division I GAMES:																
241	A	UAB	43 57	304	A	UTEP	53 63									
6	A	Nebraska	49 83	181	H	La.-Lafayette	57 64									
317	A	Omaha	39 59	76	A	Michigan St.	41 77									
				299	H	La.-Monroe	62 53									
				260	H	Central Ark.	36 62									
				302	A	Rice	33 61									

Non-Div I Games:

Alcorn

■ Loss,
 ■ Non-Conf,
 ■ S Site,
 ■ H Home
 ■ A Away
 N Neutral

Average RPI Win:	238	WON-LOST	WINNING	LAST 10	STRENGTH OF	OPP. STRENGTH	TEAM	ADJ.	CONF.	ADJ CONF.
Average RPI Loss:	69	RECORD	PCT. RANK	GAMES	SCHEDULE	OF SCHEDULE	RPI	RPI	RPI	RPI
DIV. I ONLY	5- 6	180	5- 5	24	172	85	85	20	20	
DIV. I NON-CONF.	5- 6	176	5- 6	25	171	85	85	21	21	
TOTALS	RPI 1-25	RPI 26-50	W-L RECORDS	RPI 51-100	RPI 101-150	RPI 150+				
5- 6	0- 2	1- 2	OVERALL	0- 0	0- 0	4- 2				
1- 3	0- 2	0- 1	HOME	0- 0	0- 0	1- 0				
2- 3	0- 0	0- 1	AWAY	0- 0	0- 0	2- 2				
2- 0	0- 0	1- 0	NEUTRAL	0- 0	0- 0	1- 0				
5- 6	0- 2	1- 2	NON-CONFERENCE	0- 0	0- 0	4- 2				
1- 3	0- 2	0- 1	HOME	0- 0	0- 0	1- 0				
2- 3	0- 0	0- 1	AWAY	0- 0	0- 0	2- 2				
2- 0	0- 0	1- 0	NEUTRAL	0- 0	0- 0	1- 0				
0- 0	0- 0	0- 0	CONFERENCE	0- 0	0- 0	0- 0				
0- 0	0- 0	0- 0	HOME	0- 0	0- 0	0- 0				
0- 0	0- 0	0- 0	AWAY	0- 0	0- 0	0- 0				
0- 0	0- 0	0- 0	NEUTRAL	0- 0	0- 0	0- 0				

RPI 1-25				RPI 26-50				RPI 51-100				Team's RPI: 85	RPI 101+			
RPI	S	Opponent	Score	RPI	S	Opponent	Score	RPI	S	Opponent	Score		RPI	S	Opponent	Score
8	H	James Madison	65 69	27	H	George Washington	52 63						160	A	Wake Forest	64 77
17	H	Princeton	56 63	41	A	Maryland	50 94						162	A	Massachusetts	61 71
				48	N	Gonzaga	59 56						204	N	Oregon	72 64
													297	A	Manhattan	60 52
													313	H	UMBC	77 51
													326	A	UMES	64 52
LAST 12 Division I GAMES:																
160	A	Wake Forest	64 77	41	A	Maryland	50 94									
326	A	UMES	64 52	162	A	Massachusetts	61 71									
297	A	Manhattan	60 52	313	H	UMBC	77 51									
8	H	James Madison	65 69	204	N	Oregon	72 64									
27	H	George Washington	52 63	48	N	Gonzaga	59 56									
				17	H	Princeton	56 63									

Non-Div I Games:

American

■ Loss,
■ Non-Conf, S Site,
■ Home
■ Away
N Neutral

Average RPI Win:	248	WON-LOST	WINNING	LAST 10	STRENGTH OF	OPP. STRENGTH	TEAM	ADJ.	CONF.	ADJ CONF.
Average RPI Loss:	83	RECORD	PCT. RANK	GAMES	SCHEDULE	OF SCHEDULE	RPI	RPI	RPI	RPI
DIV. I ONLY	4- 4	153	4- 4	104	155	119	119	21	21	
DIV. I NON-CONF.	4- 4	152	4- 4	107	154	120	120	22	22	
TOTALS	RPI 1-25	RPI 26-50	W-L RECORDS	RPI 51-100	RPI 101-150	RPI 150+				
4- 4	0- 2	0- 0	OVERALL	0- 1	1- 0	3- 1				
3- 1	0- 0	0- 0	HOME	0- 0	0- 0	3- 1				
1- 3	0- 2	0- 0	AWAY	0- 1	1- 0	0- 0				
0- 0	0- 0	0- 0	NEUTRAL	0- 0	0- 0	0- 0				
4- 4	0- 2	0- 0	NON-CONFERENCE	0- 1	1- 0	3- 1				
3- 1	0- 0	0- 0	HOME	0- 0	0- 0	3- 1				
1- 3	0- 2	0- 0	AWAY	0- 1	1- 0	0- 0				
0- 0	0- 0	0- 0	NEUTRAL	0- 0	0- 0	0- 0				
0- 0	0- 0	0- 0	CONFERENCE	0- 0	0- 0	0- 0				
0- 0	0- 0	0- 0	HOME	0- 0	0- 0	0- 0				
0- 0	0- 0	0- 0	AWAY	0- 0	0- 0	0- 0				
0- 0	0- 0	0- 0	NEUTRAL	0- 0	0- 0	0- 0				

RPI 1-25				RPI 26-50				RPI 51-100				RPI 101+ Team's RPI: 119			
RPI	S	Opponent	Score	RPI	S	Opponent	Score	RPI	S	Opponent	Score	RPI	S	Opponent	Score
3	A	Kentucky	74 111					71	A	Furman	79 84	139	A	East Tenn. St.	76 70
13	A	North Carolina	52 84									219	H	N.C. A&T	72 70
												244	H	Radford	67 68
												314	H	UNCW	82 72
												321	H	Gardner-Webb	77 69
LAST 12 Division I GAMES:															
219	H	N.C. A&T	72 70	321	H	Gardner-Webb	77 69								
13	A	North Carolina	52 84	314	H	UNCW	82 72								
71	A	Furman	79 84	139	A	East Tenn. St.	76 70								
244	H	Radford	67 68	3	A	Kentucky	74 111								

Non-Div I Games:

Appalachian St.

■ Loss,
 ■ Non-Conf, S Site,
 ■ Home
 ■ Away
 N Neutral

Average RPI Win:	254	WON-LOST	WINNING	LAST 10	STRENGTH OF	OPP. STRENGTH	TEAM	ADJ.	CONF.	ADJ CONF.
Average RPI Loss:	109	RECORD	PCT. RANK	GAMES	SCHEDULE	OF SCHEDULE	RPI	RPI	RPI	RPI
DIV. I ONLY	6- 4	120	0- 1	271	178	179	179	4	4	
DIV. I NON-CONF.	6- 4	123	0- 1	269	175	180	180	4	4	
TOTALS	RPI 1-25	RPI 26-50	W-L RECORDS	RPI 51-100	RPI 101-150	RPI 150+				
6- 4	0- 0	0- 0	OVERALL	0- 3	0- 0	6- 1				
4- 1	0- 0	0- 0	HOME	0- 1	0- 0	4- 0				
2- 2	0- 0	0- 0	AWAY	0- 0	0- 0	2- 0				
0- 1	0- 0	0- 0	NEUTRAL	0- 1	0- 0	0- 0				
6- 4	0- 0	0- 0	NON-CONFERENCE	0- 3	0- 0	6- 1				
4- 1	0- 0	0- 0	HOME	0- 1	0- 0	4- 0				
2- 2	0- 0	0- 0	AWAY	0- 1	0- 0	2- 1				
0- 1	0- 0	0- 0	NEUTRAL	0- 1	0- 0	0- 0				
0- 0	0- 0	0- 0	CONFERENCE	0- 0	0- 0	0- 0				
0- 0	0- 0	0- 0	HOME	0- 0	0- 0	0- 0				
0- 0	0- 0	0- 0	AWAY	0- 0	0- 0	0- 0				
0- 0	0- 0	0- 0	NEUTRAL	0- 0	0- 0	0- 0				

RPI 1-25			RPI 26-50			RPI 51-100			RPI 101+			Team's RPI: 179
RPI	S	Opponent	Score	RPI	S	Opponent	Score	RPI	S	Opponent	Score	
						65 N Toledo	54 69	160 A Wake Forest			72 69	
						67 H Bakersfield	72 76	178 H Grambling			65 51	
						75 A Texas Tech	54 57	228 A Stephen F. Austin			60 72	
								241 H UAB			49 44	
								281 H Southern U.			56 45	
								322 A FIU			65 58	
								339 H UC Santa Barbara			61 34	
LAST 12 Division I GAMES:												
241	H	UAB	49 44	65	N	Toledo	54 69					
281	H	Southern U.	56 45	228	A	Stephen F. Austin	60 72					
160	A	Wake Forest	72 69	75	A	Texas Tech	54 57					
178	H	Grambling	65 51	67	H	Bakersfield	72 76					
322	A	FIU	65 58									
339	H	UC Santa Barbara	61 34									

Non-Div I Games:

Arizona

 Loss,
 Non-Conf,
 S Site,
 H Home
 A Away
N Neutral

Average RPI Win:	126	WON-LOST	WINNING	LAST 10	STRENGTH OF	OPP. STRENGTH	TEAM	ADJ.	CONF.	ADJ CONF.
Average RPI Loss:	9	RECORD	PCT. RANK	GAMES	SCHEDULE	OF SCHEDULE	RPI	RPI	RPI	RPI
DIV. I ONLY	11- 1	10	2- 0	43	20	10	10	4	4	
DIV. I NON-CONF.	11- 1	9	2- 0	45	21	11	11	4	4	
TOTALS	RPI 1-25	RPI 26-50	W-L RECORDS	RPI 51-100	RPI 101-150	RPI 150+				
11- 1	1- 1	1- 0	OVERALL	3- 0	3- 0	3- 0				
7- 0	1- 0	1- 0	HOME	2- 0	2- 0	1- 0				
2- 0	0- 0	0- 0	AWAY	0- 0	1- 0	1- 0				
2- 1	0- 1	0- 0	NEUTRAL	1- 0	0- 0	1- 0				
11- 1	1- 1	1- 0	NON-CONFERENCE	3- 0	3- 0	3- 0				
7- 0	1- 0	1- 0	HOME	2- 0	2- 0	1- 0				
2- 0	0- 0	0- 0	AWAY	0- 0	1- 0	1- 0				
2- 1	0- 1	0- 0	NEUTRAL	1- 0	0- 0	1- 0				
0- 0	0- 0	0- 0	CONFERENCE	0- 0	0- 0	0- 0				
0- 0	0- 0	0- 0	HOME	0- 0	0- 0	0- 0				
0- 0	0- 0	0- 0	AWAY	0- 0	0- 0	0- 0				
0- 0	0- 0	0- 0	NEUTRAL	0- 0	0- 0	0- 0				

RPI 1-25				RPI 26-50				RPI 51-100				RPI 101+			
RPI	S	Opponent	Score	RPI	S	Opponent	Score	RPI	S	Opponent	Score	RPI	S	Opponent	Score
9	N	Green Bay	57 63	29	H	Northwestern	88 75	53	N	Vanderbilt	72 67	134	A	Miami (FL)	65 61
25	H	Middle Tenn.	81 67					67	H	Bakersfield	83 54	143	H	UC Davis	72 51
								100	H	Lehigh	81 61	145	H	Yale	69 51
												167	H	SMU	77 42
												205	N	Villanova	51 46
												318	A	Illinois St.	89 44
LAST 12 Division I GAMES:															
318	A	Illinois St.	89 44	29	H	Northwestern	88 75	53	N	Vanderbilt	72 67				
143	H	UC Davis	72 51					145	H	Yale	69 51				
167	H	SMU	77 42					100	H	Lehigh	81 61				
9	N	Green Bay	57 63					67	H	Bakersfield	83 54				
205	N	Villanova	51 46					25	H	Middle Tenn.	81 67				
134	A	Miami (FL)	65 61												

Non-Div I Games:

Arizona St.

Average RPI Win:	0	WON-LOST	WINNING	LAST 10	STRENGTH OF	OPP. STRENGTH	TEAM	ADJ.	CONF.	ADJ CONF.
Average RPI Loss:	154	RECORD	PCT. RANK	GAMES	SCHEDULE	OF SCHEDULE	RPI	RPI	RPI	RPI
DIV. I ONLY	0- 7	338	0- 1	18	343	276	276	31	31	
DIV. I NON-CONF.	0- 7	334	0- 2	20	344	278	278	32	32	
TOTALS	RPI 1-25	RPI 26-50	W-L RECORDS	RPI 51-100	RPI 101-150	RPI 150+				
0- 7	0- 0	0- 1	OVERALL	0- 1	0- 2	0- 3				
0- 0	0- 0	0- 0	HOME	0- 0	0- 0	0- 0				
0- 7	0- 0	0- 0	AWAY	0- 0	0- 0	0- 0				
0- 0	0- 0	0- 0	NEUTRAL	0- 0	0- 0	0- 0				
0- 7	0- 0	0- 1	NON-CONFERENCE	0- 1	0- 2	0- 3				
0- 0	0- 0	0- 0	HOME	0- 0	0- 0	0- 0				
0- 7	0- 0	0- 1	AWAY	0- 1	0- 2	0- 3				
0- 0	0- 0	0- 0	NEUTRAL	0- 0	0- 0	0- 0				
0- 0	0- 0	0- 0	CONFERENCE	0- 0	0- 0	0- 0				
0- 0	0- 0	0- 0	HOME	0- 0	0- 0	0- 0				
0- 0	0- 0	0- 0	AWAY	0- 0	0- 0	0- 0				
0- 0	0- 0	0- 0	NEUTRAL	0- 0	0- 0	0- 0				

RPI 1-25				RPI 26-50				RPI 51-100				RPI 101+				Team's RPI: 276	
RPI	S	Opponent	Score	RPI	S	Opponent	Score	RPI	S	Opponent	Score	RPI	S	Opponent	Score		
				49	A	Wichita St.	26 55	89	A	Iowa St.	56 82	108	A	Oklahoma St.	45 90		
												136	A	Xavier	52 89		
												172	A	Alabama	27 71		
												241	A	UAB	56 65		
												283	A	Cincinnati	57 73		
LAST 12 Division I GAMES:																	
				89	A	Iowa St.	56 82	136	A	Xavier	52 89						
				108	A	Oklahoma St.	45 90	49	A	Wichita St.	26 55						
				283	A	Cincinnati	57 73	241	A	UAB	56 65						
								172	A	Alabama	27 71						

Non-Div I Games: Talladega 66 70 Philander Smith 76 62 Lane 83 54

Ark.-Pine Bluff

Loss, Non-Conf, S Site, H Home A Away N Neutral

Average RPI Win:	144	WON-LOST	WINNING	LAST 10	STRENGTH OF	OPP. STRENGTH	TEAM	ADJ.	CONF.	ADJ CONF.
Average RPI Loss:	55	RECORD	PCT. RANK	GAMES	SCHEDULE	OF SCHEDULE	RPI	RPI	RPI	RPI
DIV. I ONLY	9- 2	41	8- 2	108	15	47	47	3	3	
DIV. I NON-CONF.	9- 2	37	9- 2	113	15	48	48	3	3	
TOTALS	RPI 1-25	RPI 26-50	W-L RECORDS	RPI 51-100	RPI 101-150	RPI 150+				
9- 2	2- 0	0- 0	OVERALL	1- 2	2- 0	4- 0				
4- 2	0- 0	0- 0	HOME	1- 2	1- 0	2- 0				
3- 0	1- 0	0- 0	AWAY	0- 0	0- 0	2- 0				
2- 0	1- 0	0- 0	NEUTRAL	0- 0	1- 0	0- 0				
9- 2	2- 0	0- 0	NON-CONFERENCE	1- 2	2- 0	4- 0				
4- 2	0- 0	0- 0	HOME	1- 2	1- 0	2- 0				
3- 0	1- 0	0- 0	AWAY	0- 0	0- 0	2- 0				
2- 0	1- 0	0- 0	NEUTRAL	0- 0	1- 0	0- 0				
0- 0	0- 0	0- 0	CONFERENCE	0- 0	0- 0	0- 0				
0- 0	0- 0	0- 0	HOME	0- 0	0- 0	0- 0				
0- 0	0- 0	0- 0	AWAY	0- 0	0- 0	0- 0				
0- 0	0- 0	0- 0	NEUTRAL	0- 0	0- 0	0- 0				

RPI 1-25				RPI 26-50		Team's RPI: 47		RPI 51-100				RPI 101+			
RPI	S	Opponent	Score	RPI	S	Opponent	Score	RPI	S	Opponent	Score	RPI	S	Opponent	Score
14	N	Iowa	77 67					52	H	Rutgers	52 64	114	H	Savannah St.	75 46
25	A	Middle Tenn.	58 51					57	H	South Dakota St.	75 80	117	N	Richmond	74 55
								81	H	Oklahoma	71 64	206	H	Nicholls St.	63 52
												243	H	Northwestern St.	78 30
												245	A	Tulsa	64 53
												249	A	Missouri St.	59 50
LAST 12 Division I GAMES:															
				81	H	Oklahoma	71 64	52	H	Rutgers	52 64				
				245	A	Tulsa	64 53	57	H	South Dakota St.	75 80				
				249	A	Missouri St.	59 50	117	N	Richmond	74 55				
				114	H	Savannah St.	75 46	14	N	Iowa	77 67				
				206	H	Nicholls St.	63 52	243	H	Northwestern St.	78 30				
								25	A	Middle Tenn.	58 51				

Non-Div I Games:

Arkansas

Average RPI Win:	226	WON-LOST	WINNING	LAST 10	STRENGTH OF	OPP. STRENGTH	TEAM	ADJ.	CONF.	ADJ CONF.
Average RPI Loss:	49	RECORD	PCT. RANK	GAMES	SCHEDULE	OF SCHEDULE	RPI	RPI	RPI	RPI
DIV. I ONLY	4- 5	187	0- 1	48	68	82	82	21	21	
DIV. I NON-CONF.	4- 5	183	0- 1	51	71	82	82	22	22	
TOTALS	RPI 1-25	RPI 26-50	W-L RECORDS	RPI 51-100	RPI 101-150	RPI 150+				
4- 5	0- 1	0- 2	OVERALL	1- 2	0- 0	3- 0				
2- 1	0- 1	0- 0	HOME	1- 0	0- 0	1- 0				
2- 4	0- 0	0- 2	AWAY	0- 2	0- 0	2- 0				
0- 0	0- 0	0- 0	NEUTRAL	0- 0	0- 0	0- 0				
4- 5	0- 1	0- 2	NON-CONFERENCE	1- 2	0- 0	3- 0				
2- 1	0- 1	0- 0	HOME	1- 0	0- 0	1- 0				
2- 4	0- 0	0- 2	AWAY	0- 2	0- 0	2- 0				
0- 0	0- 0	0- 0	NEUTRAL	0- 0	0- 0	0- 0				
0- 0	0- 0	0- 0	CONFERENCE	0- 0	0- 0	0- 0				
0- 0	0- 0	0- 0	HOME	0- 0	0- 0	0- 0				
0- 0	0- 0	0- 0	AWAY	0- 0	0- 0	0- 0				
0- 0	0- 0	0- 0	NEUTRAL	0- 0	0- 0	0- 0				

RPI 1-25				RPI 26-50				RPI 51-100				RPI 101+			
RPI	S	Opponent	Score	RPI	S	Opponent	Score	RPI	S	Opponent	Score	RPI	S	Opponent	Score
22	H	FGCU	68 74	35	A	Mississippi St.	83 93	62	A	Colorado	69 80	249	A	Missouri St.	78 62
				43	A	Ohio St.	52 67	72	H	Chattanooga	57 52	290	H	Jackson St.	92 60
								83	A	Kansas	48 62	292	A	Kent St.	59 44
LAST 12 Division I GAMES:															
62	A	Colorado	69 80	83	A	Kansas	48 62								
22	H	FGCU	68 74	43	A	Ohio St.	52 67								
249	A	Missouri St.	78 62	72	H	Chattanooga	57 52								
292	A	Kent St.	59 44	35	A	Mississippi St.	83 93								
				290	H	Jackson St.	92 60								

Non-Div I Games: Christian Bros. 79 39

Arkansas St.

■ Loss,
 ■ Non-Conf, S Site,
 ■ Home
 ■ Away
 N Neutral

Average RPI Win:	258	WON-LOST	WINNING	LAST 10	STRENGTH OF	OPP. STRENGTH	TEAM	ADJ.	CONF.	ADJ CONF.
Average RPI Loss:	153	RECORD	PCT. RANK	GAMES	SCHEDULE	OF SCHEDULE	RPI	RPI	RPI	RPI
DIV. I ONLY	7- 2	49	7- 2	339	236	156	156	20	20	
DIV. I NON-CONF.	7- 2	50	7- 2	339	236	157	157	21	21	
TOTALS	RPI 1-25	RPI 26-50	W-L RECORDS	RPI 51-100	RPI 101-150	RPI 150+				
7- 2	0- 0	0- 1	OVERALL	0- 0	2- 0	5- 1				
3- 0	0- 0	0- 0	HOME	0- 0	0- 0	3- 0				
4- 2	0- 0	0- 1	AWAY	0- 0	2- 0	2- 1				
0- 0	0- 0	0- 0	NEUTRAL	0- 0	0- 0	0- 0				
7- 2	0- 0	0- 1	NON-CONFERENCE	0- 0	2- 0	5- 1				
3- 0	0- 0	0- 0	HOME	0- 0	0- 0	3- 0				
4- 2	0- 0	0- 1	AWAY	0- 0	2- 0	2- 1				
0- 0	0- 0	0- 0	NEUTRAL	0- 0	0- 0	0- 0				
0- 0	0- 0	0- 0	CONFERENCE	0- 0	0- 0	0- 0				
0- 0	0- 0	0- 0	HOME	0- 0	0- 0	0- 0				
0- 0	0- 0	0- 0	AWAY	0- 0	0- 0	0- 0				
0- 0	0- 0	0- 0	NEUTRAL	0- 0	0- 0	0- 0				

RPI 1-25				RPI 26-50				RPI 51-100				RPI 101+ Team's RPI: 156			
RPI	S	Opponent	Score	RPI	S	Opponent	Score	RPI	S	Opponent	Score	RPI	S	Opponent	Score
				26	A	Quinnipiac	64 79					126	A	Pepperdine	56 44
												142	A	Central Conn. St.	74 60
												242	H	Stony Brook	68 59
												280	A	Fairleigh Dickinson	48 56
												297	A	Manhattan	81 49
												315	H	St. Francis Brooklyn	61 55
												339	A	UC Santa Barbara	61 39
												344	H	Air Force	79 35
LAST 12 Division I GAMES:															
				315	H	St. Francis Brooklyn	61 55					142	A	Central Conn. St.	74 60
				280	A	Fairleigh Dickinson	48 56					242	H	Stony Brook	68 59
				126	A	Pepperdine	56 44					26	A	Quinnipiac	64 79
				339	A	UC Santa Barbara	61 39								
				344	H	Air Force	79 35								
				297	A	Manhattan	81 49								

Non-Div I Games: St. Thomas Aquinas 70 45

Army

Average RPI Win:	165	WON-LOST	WINNING	LAST 10	STRENGTH OF	OPP. STRENGTH	TEAM	ADJ.	CONF.	ADJ CONF.
Average RPI Loss:	96	RECORD	PCT. RANK	GAMES	SCHEDULE	OF SCHEDULE	RPI	RPI	RPI	RPI
DIV. I ONLY	8- 3	68	1- 0	147	21	61	61	3	3	
DIV. I NON-CONF.	8- 3	71	1- 0	151	23	62	62	3	3	
TOTALS	RPI 1-25	RPI 26-50	W-L RECORDS	RPI 51-100	RPI 101-150	RPI 150+				
8- 3	1- 0	0- 1	OVERALL	0- 0	1- 2	6- 0				
7- 0	1- 0	0- 0	HOME	0- 0	1- 0	5- 0				
0- 3	0- 0	0- 1	AWAY	0- 0	0- 2	0- 0				
1- 0	0- 0	0- 0	NEUTRAL	0- 0	0- 0	1- 0				
8- 3	1- 0	0- 1	NON-CONFERENCE	0- 0	1- 2	6- 0				
7- 0	1- 0	0- 0	HOME	0- 0	1- 0	5- 0				
0- 3	0- 0	0- 1	AWAY	0- 0	0- 2	0- 0				
1- 0	0- 0	0- 0	NEUTRAL	0- 0	0- 0	1- 0				
0- 0	0- 0	0- 0	CONFERENCE	0- 0	0- 0	0- 0				
0- 0	0- 0	0- 0	HOME	0- 0	0- 0	0- 0				
0- 0	0- 0	0- 0	AWAY	0- 0	0- 0	0- 0				
0- 0	0- 0	0- 0	NEUTRAL	0- 0	0- 0	0- 0				

RPI 1-25				RPI 26-50				RPI 51-100				RPI 101+			
RPI	S	Opponent	Score	RPI	S	Opponent	Score	RPI	S	Opponent	Score	RPI	S	Opponent	Score
22	H	FGCU	72 69	31	A	St. John's (NY)	49 56					114	H	Savannah St.	62 56
												127	A	Virginia	51 66
												130	A	Winthrop	54 56
												167	N	SMU	56 43
												178	H	Grambling	92 42
												183	H	Marquette	79 53
												215	H	Southeastern La.	72 44
												217	H	Samford	64 41
												223	H	Troy	71 54
LAST 12 Division I GAMES:															
215	H	Southeastern La.	72 44	167	N	SMU	56 43								
183	H	Marquette	79 53	31	A	St. John's (NY)	49 56								
130	A	Winthrop	54 56	114	H	Savannah St.	62 56								
127	A	Virginia	51 66	217	H	Samford	64 41								
22	H	FGCU	72 69	223	H	Troy	71 54								
178	H	Grambling	92 42												

Non-Div I Games:

Auburn

Average RPI Win:	243	WON-LOST	WINNING	LAST 10	STRENGTH OF	OPP. STRENGTH	TEAM	ADJ.	CONF.	ADJ CONF.
Average RPI Loss:	164	RECORD	PCT. RANK	GAMES	SCHEDULE	OF SCHEDULE	RPI	RPI	RPI	RPI
DIV. I ONLY	2- 9	302	2- 7	143	307	284	284	26	26	
DIV. I NON-CONF.	2- 9	299	2- 9	147	307	284	284	26	26	
TOTALS	RPI 1-25	RPI 26-50	W-L RECORDS	RPI 51-100	RPI 101-150	RPI 150+				
2- 9	0- 1	0- 0	OVERALL	0- 1	0- 1	2- 6				
1- 3	0- 1	0- 0	HOME	0- 0	0- 1	1- 1				
0- 5	0- 0	0- 0	AWAY	0- 1	0- 0	0- 4				
1- 1	0- 0	0- 0	NEUTRAL	0- 0	0- 0	1- 1				
2- 9	0- 1	0- 0	NON-CONFERENCE	0- 1	0- 1	2- 6				
1- 3	0- 1	0- 0	HOME	0- 0	0- 1	1- 1				
0- 5	0- 0	0- 0	AWAY	0- 1	0- 0	0- 4				
1- 1	0- 0	0- 0	NEUTRAL	0- 0	0- 0	1- 1				
0- 0	0- 0	0- 0	CONFERENCE	0- 0	0- 0	0- 0				
0- 0	0- 0	0- 0	HOME	0- 0	0- 0	0- 0				
0- 0	0- 0	0- 0	AWAY	0- 0	0- 0	0- 0				
0- 0	0- 0	0- 0	NEUTRAL	0- 0	0- 0	0- 0				

RPI 1-25				RPI 26-50				RPI 51-100				RPI 101+ Team's RPI: 284			
RPI	S	Opponent	Score	RPI	S	Opponent	Score	RPI	S	Opponent	Score	RPI	S	Opponent	Score
19	H	Western Ky.	68 91					72	A	Chattanooga	65 76	125	H	Southern Ill.	65 75
												152	N	Saint Louis	86 81
												185	H	Wright St.	73 85
												196	A	Memphis	60 65
												199	A	Montana	62 83
												201	N	Oral Roberts	60 73
												212	A	Southern Miss.	71 80
												265	A	Evansville	68 72
												333	H	Grand Canyon	84 77
LAST 12 Division I GAMES:															
201	N	Oral Roberts	60 73	199	A	Montana	62 83								
212	A	Southern Miss.	71 80	152	N	Saint Louis	86 81								
72	A	Chattanooga	65 76	19	H	Western Ky.	68 91								
333	H	Grand Canyon	84 77	125	H	Southern Ill.	65 75								
265	A	Evansville	68 72	196	A	Memphis	60 65								
185	H	Wright St.	73 85												

Non-Div I Games: Brescia 99 63

Austin Peay

■ Loss,
 ■ Non-Conf,
 ■ S Site,
 ■ H Home
 ■ A Away
 N Neutral

Average RPI Win:	230	WON-LOST	WINNING	LAST 10	STRENGTH OF	OPP. STRENGTH	TEAM	ADJ.	CONF.	ADJ CONF.
Average RPI Loss:	53	RECORD	PCT. RANK	GAMES	SCHEDULE	OF SCHEDULE	RPI	RPI	RPI	RPI
DIV. I ONLY	7- 4	108	7- 2	146	106	98	98	8	8	
DIV. I NON-CONF.	7- 3	82	7- 3	168	142	98	98	8	8	
TOTALS	RPI 1-25	RPI 26-50	W-L RECORDS	RPI 51-100	RPI 101-150	RPI 150+				
7- 4	0- 0	0- 2	OVERALL	0- 2	1- 0	6- 0				
4- 1	0- 0	0- 0	HOME	0- 1	1- 0	3- 0				
2- 2	0- 0	0- 1	AWAY	0- 1	0- 0	2- 0				
1- 1	0- 0	0- 1	NEUTRAL	0- 0	0- 0	1- 0				
7- 3	0- 0	0- 1	NON-CONFERENCE	0- 2	1- 0	6- 0				
4- 1	0- 0	0- 0	HOME	0- 1	1- 0	3- 0				
2- 1	0- 0	0- 0	AWAY	0- 1	0- 0	2- 0				
1- 1	0- 0	0- 1	NEUTRAL	0- 0	0- 0	1- 0				
0- 1	0- 0	0- 1	CONFERENCE	0- 0	0- 0	0- 0				
0- 0	0- 0	0- 0	HOME	0- 0	0- 0	0- 0				
0- 1	0- 0	0- 1	AWAY	0- 0	0- 0	0- 0				
0- 0	0- 0	0- 0	NEUTRAL	0- 0	0- 0	0- 0				

RPI 1-25			RPI 26-50			RPI 51-100			Team's RPI: 98			RPI 101+			
RPI	S	Opponent	Score	RPI	S	Opponent	Score	RPI	S	Opponent	Score	RPI	S	Opponent	Score
				33	N	Oregon St.	61 71	57	A	South Dakota St.	65 75	144	H	Colorado St.	69 58
				48	A	Gonzaga	62 78	73	H	CSUN	54 63	203	N	Butler	81 62
												221	A	Utah	60 56
												229	H	Nevada	65 60
												254	A	Utah St.	62 58
												270	H	UNLV	76 61
												289	H	Weber St.	64 53
LAST 12 Division I GAMES:															
				33	N	Oregon St.	61 71	48	A	Gonzaga	62 78				
				203	N	Butler	81 62	254	A	Utah St.	62 58				
				229	H	Nevada	65 60	221	A	Utah	60 56				
				73	H	CSUN	54 63	289	H	Weber St.	64 53				
				57	A	South Dakota St.	65 75	144	H	Colorado St.	69 58				
								270	H	UNLV	76 61				

Non-Div I Games: BYU-Hawaii 73 52

BYU

Bakersfield

Through Games Of Dec. 28, 2014

Average RPI Win:	195	WON-LOST	WINNING	LAST 10	STRENGTH OF	OPP. STRENGTH	TEAM	ADJ.	CONF.	ADJ CONF.
Average RPI Loss:	111	RECORD	PCT. RANK	GAMES	SCHEDULE	OF SCHEDULE	RPI	RPI	RPI	RPI
DIV. I ONLY	8- 3	68	6- 3	174	79	67	67	32	32	
DIV. I NON-CONF.	8- 3	71	8- 3	175	81	68	68	33	33	
TOTALS	RPI 1-25	RPI 26-50	W-L RECORDS	RPI 51-100	RPI 101-150	RPI 150+				
8- 3	1- 2	0- 0	OVERALL	1- 0	1- 0	5- 1				
6- 0	1- 0	0- 0	HOME	1- 0	1- 0	3- 0				
2- 3	0- 2	0- 0	AWAY	0- 0	0- 0	2- 1				
0- 0	0- 0	0- 0	NEUTRAL	0- 0	0- 0	0- 0				
8- 3	1- 2	0- 0	NON-CONFERENCE	1- 0	1- 0	5- 1				
6- 0	1- 0	0- 0	HOME	1- 0	1- 0	3- 0				
2- 3	0- 2	0- 0	AWAY	0- 0	0- 0	2- 1				
0- 0	0- 0	0- 0	NEUTRAL	0- 0	0- 0	0- 0				
0- 0	0- 0	0- 0	CONFERENCE	0- 0	0- 0	0- 0				
0- 0	0- 0	0- 0	HOME	0- 0	0- 0	0- 0				
0- 0	0- 0	0- 0	AWAY	0- 0	0- 0	0- 0				
0- 0	0- 0	0- 0	NEUTRAL	0- 0	0- 0	0- 0				

RPI 1-25				RPI 26-50				RPI 51-100				RPI 101+			
RPI	S	Opponent	Score	RPI	S	Opponent	Score	RPI	S	Opponent	Score	RPI	S	Opponent	Score
6	A	Nebraska	45 54					78	H	UC Riverside	66 65	140	H	Hawaii	78 69
10	A	Arizona St.	54 83									179	A	Arizona	76 72
15	H	Fresno St.	80 60									266	A	UC Irvine	68 65
												266	H	UC Irvine	80 70
												270	H	UNLV	74 71
												317	A	Omaha	68 80
												344	H	Air Force	96 56
LAST 12 Division I GAMES:															
140	H	Hawaii	78 69	270	H	UNLV	74 71								
15	H	Fresno St.	80 60	266	A	UC Irvine	68 65								
10	A	Arizona St.	54 83	6	A	Nebraska	45 54								
179	A	Arizona	76 72	317	A	Omaha	68 80								
344	H	Air Force	96 56	78	H	UC Riverside	66 65								
				266	H	UC Irvine	80 70								

Non-Div I Games: Fresno Pacific 82 60

Bakersfield

■ Loss,
 ■ Non-Conf, S Site,
 ■ Home
 ■ Away
 N Neutral

Average RPI Win:	251	WON-LOST	WINNING	LAST 10	STRENGTH OF	OPP. STRENGTH	TEAM	ADJ.	CONF.	ADJ CONF.
Average RPI Loss:	67	RECORD	PCT. RANK	GAMES	SCHEDULE	OF SCHEDULE	RPI	RPI	RPI	RPI
DIV. I ONLY	4- 6	205	4- 6	102	76	182	182	15	15	
DIV. I NON-CONF.	4- 6	200	4- 6	105	79	183	183	15	15	
TOTALS	RPI 1-25	RPI 26-50	W-L RECORDS	RPI 51-100	RPI 101-150	RPI 150+				
4- 6	0- 2	0- 2	OVERALL	0- 1	0- 0	4- 1				
4- 2	0- 0	0- 1	HOME	0- 1	0- 0	4- 0				
0- 4	0- 2	0- 1	AWAY	0- 0	0- 0	0- 1				
0- 0	0- 0	0- 0	NEUTRAL	0- 0	0- 0	0- 0				
4- 6	0- 2	0- 2	NON-CONFERENCE	0- 1	0- 0	4- 1				
4- 2	0- 0	0- 1	HOME	0- 1	0- 0	4- 0				
0- 4	0- 2	0- 1	AWAY	0- 0	0- 0	0- 1				
0- 0	0- 0	0- 0	NEUTRAL	0- 0	0- 0	0- 0				
0- 0	0- 0	0- 0	CONFERENCE	0- 0	0- 0	0- 0				
0- 0	0- 0	0- 0	HOME	0- 0	0- 0	0- 0				
0- 0	0- 0	0- 0	AWAY	0- 0	0- 0	0- 0				
0- 0	0- 0	0- 0	NEUTRAL	0- 0	0- 0	0- 0				

RPI 1-25				RPI 26-50				RPI 51-100				RPI 101+ Team's RPI: 182			
RPI	S	Opponent	Score	RPI	S	Opponent	Score	RPI	S	Opponent	Score	RPI	S	Opponent	Score
16	A	Louisville	56 69	36	A	Pittsburgh	47 59	90	H	Duquesne	62 82	200	H	Charlotte	76 66
19	A	Western Ky.	59 84	40	H	Purdue	60 66					203	A	Butler	41 48
												230	H	Oakland	75 50
												265	H	Evansville	76 70
												310	H	Murray St.	85 59
LAST 12 Division I GAMES:															
19	A	Western Ky.	59 84	200	H	Charlotte	76 66								
36	A	Pittsburgh	47 59	203	A	Butler	41 48								
265	H	Evansville	76 70	230	H	Oakland	75 50								
40	H	Purdue	60 66	90	H	Duquesne	62 82								
				310	H	Murray St.	85 59								
				16	A	Louisville	56 69								

Non-Div I Games:

Ball St.

■ Loss,
■ Non-Conf, S Site,
■ Home
■ Away
N Neutral

Average RPI Win:	141	WON-LOST	WINNING	LAST 10	STRENGTH OF	OPP. STRENGTH	TEAM	ADJ.	CONF.	ADJ CONF.
Average RPI Loss:	3	RECORD	PCT. RANK	GAMES	SCHEDULE	OF SCHEDULE	RPI	RPI	RPI	RPI
DIV. I ONLY	10- 1	17	9- 1	37	41	4	4	5	5	
DIV. I NON-CONF.	10- 1	16	10- 1	40	42	4	4	5	5	
TOTALS	RPI 1-25	RPI 26-50	W-L RECORDS	RPI 51-100	RPI 101-150	RPI 150+				
10- 1	0- 1	1- 0	OVERALL	3- 0	2- 0	4- 0				
7- 0	0- 0	1- 0	HOME	1- 0	2- 0	3- 0				
1- 1	0- 1	0- 0	AWAY	0- 0	0- 0	1- 0				
2- 0	0- 0	0- 0	NEUTRAL	2- 0	0- 0	0- 0				
10- 1	0- 1	1- 0	NON-CONFERENCE	3- 0	2- 0	4- 0				
7- 0	0- 0	1- 0	HOME	1- 0	2- 0	3- 0				
1- 1	0- 1	0- 0	AWAY	0- 0	0- 0	1- 0				
2- 0	0- 0	0- 0	NEUTRAL	2- 0	0- 0	0- 0				
0- 0	0- 0	0- 0	CONFERENCE	0- 0	0- 0	0- 0				
0- 0	0- 0	0- 0	HOME	0- 0	0- 0	0- 0				
0- 0	0- 0	0- 0	AWAY	0- 0	0- 0	0- 0				
0- 0	0- 0	0- 0	NEUTRAL	0- 0	0- 0	0- 0				

RPI 1-25				RPI 26-50				RPI 51-100				RPI 101+			
RPI	S	Opponent	Score	RPI	S	Opponent	Score	RPI	S	Opponent	Score	RPI	S	Opponent	Score
3	A	Kentucky	64 74	45	H	Stetson	96 42	64	N	Syracuse	74 72	135	H	Marist	90 60
								76	N	Michigan St.	84 65	149	H	Tex.-Pan American	96 42
								92	H	Idaho	88 70	166	A	Ole Miss	96 54
												201	H	Oral Roberts	101 60
												228	H	Stephen F. Austin	96 57
												254	H	Utah St.	99 43
LAST 12 Division I GAMES:															
				76	N	Michigan St.	84 65	166	A	Ole Miss	96 54				
				64	N	Syracuse	74 72	149	H	Tex.-Pan American	96 42				
				228	H	Stephen F. Austin	96 57	135	H	Marist	90 60				
				92	H	Idaho	88 70	45	H	Stetson	96 42				
				201	H	Oral Roberts	101 60	254	H	Utah St.	99 43				
								3	A	Kentucky	64 74				

Non-Div I Games:

Baylor

Average RPI Win:	265	WON-LOST	WINNING	LAST 10	STRENGTH OF	OPP. STRENGTH	TEAM	ADJ.	CONF.	ADJ CONF.
Average RPI Loss:	86	RECORD	PCT. RANK	GAMES	SCHEDULE	OF SCHEDULE	RPI	RPI	RPI	RPI
DIV. I ONLY	3- 8	264	3- 7	25	228	129	129	26	26	
DIV. I NON-CONF.	3- 8	264	3- 8	26	228	130	130	26	26	
TOTALS	RPI 1-25	RPI 26-50	W-L RECORDS	RPI 51-100	RPI 101-150	RPI 150+				
3- 8	0- 2	0- 1	OVERALL	0- 3	0- 1	3- 1				
1- 1	0- 0	0- 0	HOME	0- 1	0- 0	1- 0				
2- 6	0- 2	0- 1	AWAY	0- 1	0- 1	2- 1				
0- 1	0- 0	0- 0	NEUTRAL	0- 1	0- 0	0- 0				
3- 8	0- 2	0- 1	NON-CONFERENCE	0- 3	0- 1	3- 1				
1- 1	0- 0	0- 0	HOME	0- 1	0- 0	1- 0				
2- 6	0- 2	0- 1	AWAY	0- 1	0- 1	2- 1				
0- 1	0- 0	0- 0	NEUTRAL	0- 1	0- 0	0- 0				
0- 0	0- 0	0- 0	CONFERENCE	0- 0	0- 0	0- 0				
0- 0	0- 0	0- 0	HOME	0- 0	0- 0	0- 0				
0- 0	0- 0	0- 0	AWAY	0- 0	0- 0	0- 0				
0- 0	0- 0	0- 0	NEUTRAL	0- 0	0- 0	0- 0				

RPI 1-25				RPI 26-50				RPI 51-100				RPI 101+ Team's RPI: 129			
RPI	S	Opponent	Score	RPI	S	Opponent	Score	RPI	S	Opponent	Score	RPI	S	Opponent	Score
3	A	Kentucky	55 71	46	A	Georgia	43 62	53	A	Vanderbilt	58 65	138	A	Cleveland St.	86 89
16	A	Louisville	35 95					70	N	Akron	58 73	158	A	Mercer	86 83
								72	H	Chattanooga	48 60	292	A	Kent St.	55 58
												298	H	Lipscomb	80 60
												340	A	Denver	72 43
LAST 12 Division I GAMES:															
46	A	Georgia	43 62	298	H	Lipscomb	80 60								
158	A	Mercer	86 83	340	A	Denver	72 43								
138	A	Cleveland St.	86 89	70	N	Akron	58 73								
3	A	Kentucky	55 71	292	A	Kent St.	55 58								
72	H	Chattanooga	48 60	16	A	Louisville	35 95								
				53	A	Vanderbilt	58 65								

Non-Div I Games: North Ala. 69 72

Belmont

Average RPI Win:	114	WON-LOST	WINNING	LAST 10	STRENGTH OF	OPP. STRENGTH	TEAM	ADJ.	CONF.	ADJ CONF.
Average RPI Loss:	160	RECORD	PCT. RANK	GAMES	SCHEDULE	OF SCHEDULE	RPI	RPI	RPI	RPI
DIV. I ONLY	1- 10	332	1- 7	70	305	263	263	33	33	
DIV. I NON-CONF.	0- 9	334	0- 8	50	308	290	290	31	31	
TOTALS	RPI 1-25	RPI 26-50	W-L RECORDS	RPI 51-100	RPI 101-150	RPI 150+				
1- 10	0- 2	0- 1	OVERALL	0- 2	1- 0	0- 5				
0- 3	0- 1	0- 0	HOME	0- 1	0- 0	0- 1				
1- 5	0- 1	0- 1	AWAY	0- 1	1- 0	0- 2				
0- 2	0- 0	0- 0	NEUTRAL	0- 0	0- 0	0- 2				
0- 9	0- 2	0- 1	NON-CONFERENCE	0- 2	0- 0	0- 4				
0- 3	0- 1	0- 0	HOME	0- 1	0- 0	0- 1				
0- 4	0- 1	0- 1	AWAY	0- 1	0- 0	0- 1				
0- 2	0- 0	0- 0	NEUTRAL	0- 0	0- 0	0- 2				
1- 1	0- 0	0- 0	CONFERENCE	0- 0	1- 0	0- 1				
0- 0	0- 0	0- 0	HOME	0- 0	0- 0	0- 0				
1- 1	0- 0	0- 0	AWAY	0- 0	1- 0	0- 1				
0- 0	0- 0	0- 0	NEUTRAL	0- 0	0- 0	0- 0				

RPI 1-25				RPI 26-50				RPI 51-100				RPI 101+ Team's RPI: 263			
RPI	S	Opponent	Score	RPI	S	Opponent	Score	RPI	S	Opponent	Score	RPI	S	Opponent	Score
18	A	Florida St.	34 103	45	A	Stetson	61 91	70	H	Akron	63 81	114	A	Savannah St.	59 52
22	H	FGCU	46 91					79	A	East Carolina	42 71	218	H	Fla. Atlantic	68 88
												224	N	Texas St.	40 51
												279	A	South Carolina St.	61 68
												312	N	Campbell	55 66
												337	A	Jacksonville	51 64
LAST 12 Division I GAMES:															
312	N	Campbell	55 66	79	A	East Carolina	42 71								
224	N	Texas St.	40 51	337	A	Jacksonville	51 64								
22	H	FGCU	46 91	18	A	Florida St.	34 103								
70	H	Akron	63 81	218	H	Fla. Atlantic	68 88								
279	A	South Carolina St.	61 68	45	A	Stetson	61 91								
114	A	Savannah St.	59 52												

Non-Div I Games: Edward Waters 60 42 Lynn 67 48

Bethune-Cookman

Loss, Non-Conf, S Site, H Home A Away N Neutral

Average RPI Win:	313	WON-LOST	WINNING	LAST 10	STRENGTH OF	OPP. STRENGTH	TEAM	ADJ.	CONF.	ADJ CONF.
Average RPI Loss:	143	RECORD	PCT. RANK	GAMES	SCHEDULE	OF SCHEDULE	RPI	RPI	RPI	RPI
DIV. I ONLY	2- 11	317	1- 9	126	301	285	285	24	24	
DIV. I NON-CONF.	2- 11	312	2- 10	132	303	285	285	24	24	
TOTALS	RPI 1-25	RPI 26-50	W-L RECORDS	RPI 51-100	RPI 101-150	RPI 150+				
2- 11	0- 1	0- 1	OVERALL	0- 3	0- 1	2- 5				
1- 4	0- 0	0- 0	HOME	0- 1	0- 1	1- 2				
0- 7	0- 0	0- 0	AWAY	0- 0	0- 0	0- 1				
1- 0	0- 0	0- 0	NEUTRAL	0- 0	0- 0	1- 0				
2- 11	0- 1	0- 1	NON-CONFERENCE	0- 3	0- 1	2- 5				
1- 4	0- 0	0- 0	HOME	0- 1	0- 1	1- 2				
0- 7	0- 1	0- 1	AWAY	0- 2	0- 0	0- 3				
1- 0	0- 0	0- 0	NEUTRAL	0- 0	0- 0	1- 0				
0- 0	0- 0	0- 0	CONFERENCE	0- 0	0- 0	0- 0				
0- 0	0- 0	0- 0	HOME	0- 0	0- 0	0- 0				
0- 0	0- 0	0- 0	AWAY	0- 0	0- 0	0- 0				
0- 0	0- 0	0- 0	NEUTRAL	0- 0	0- 0	0- 0				

RPI 1-25				RPI 26-50				RPI 51-100				RPI 101+ Team's RPI: 285			
RPI	S	Opponent	Score	RPI	S	Opponent	Score	RPI	S	Opponent	Score	RPI	S	Opponent	Score
17	A	Princeton	58 96	31	A	St. John's (NY)	51 67	70	A	Akron	49 80	136	H	Xavier	71 89
								91	A	St. Bonaventure	54 72	155	H	Siena	53 62
								95	H	Bucknell	57 68	195	H	Niagara	52 63
												239	A	NJIT	48 52
												246	A	Canisius	75 91
												277	H	Rider	72 67
												296	A	Colgate	55 74
												348	N	Delaware St.	90 84
LAST 12 Division I GAMES:															
277	H	Rider	72 67	95	H	Bucknell	57 68								
155	H	Siena	53 62	91	A	St. Bonaventure	54 72								
17	A	Princeton	58 96	31	A	St. John's (NY)	51 67								
246	A	Canisius	75 91	195	H	Niagara	52 63								
296	A	Colgate	55 74	136	H	Xavier	71 89								
239	A	NJIT	48 52	348	N	Delaware St.	90 84								

Non-Div I Games:

Binghamton

Average RPI Win:	202	WON-LOST	WINNING	LAST 10	STRENGTH OF	OPP. STRENGTH	TEAM	ADJ.	CONF.	ADJ CONF.
Average RPI Loss:	170	RECORD	PCT. RANK	GAMES	SCHEDULE	OF SCHEDULE	RPI	RPI	RPI	RPI
DIV. I ONLY	6- 3	89	0- 0	207	223	113	113	19	19	
DIV. I NON-CONF.	6- 3	92	0- 0	209	221	116	116	20	20	
TOTALS	RPI 1-25	RPI 26-50	W-L RECORDS	RPI 51-100	RPI 101-150	RPI 150+				
6- 3	0- 0	0- 1	OVERALL	0- 0	3- 0	3- 2				
4- 0	0- 0	0- 0	HOME	0- 0	2- 0	2- 0				
1- 2	0- 0	0- 0	AWAY	0- 0	0- 0	1- 2				
1- 1	0- 0	0- 1	NEUTRAL	0- 0	1- 0	0- 0				
6- 3	0- 0	0- 1	NON-CONFERENCE	0- 0	3- 0	3- 2				
4- 0	0- 0	0- 0	HOME	0- 0	2- 0	2- 0				
1- 2	0- 0	0- 0	AWAY	0- 0	0- 0	1- 2				
1- 1	0- 0	0- 1	NEUTRAL	0- 0	1- 0	0- 0				
0- 0	0- 0	0- 0	CONFERENCE	0- 0	0- 0	0- 0				
0- 0	0- 0	0- 0	HOME	0- 0	0- 0	0- 0				
0- 0	0- 0	0- 0	AWAY	0- 0	0- 0	0- 0				
0- 0	0- 0	0- 0	NEUTRAL	0- 0	0- 0	0- 0				

RPI 1-25			RPI 26-50			RPI 51-100			RPI 101+			Team's RPI: 113
RPI	S	Opponent	Score	RPI	S	Opponent	Score	RPI	S	Opponent	Score	
				30	N	Long Beach St.	50 68					
								120	H	Montana St.	75 60	
								131	H	Eastern Wash.	90 72	
								145	N	Yale	59 53	
								157	A	Southern Utah	64 66	
								252	H	Portland	94 58	
								257	A	Idaho St.	86 62	
								307	H	New Mexico St.	70 45	
								323	A	Utah Valley	60 68	
LAST 12 Division I GAMES:												
				131	H	Eastern Wash.	90 72					
				323	A	Utah Valley	60 68					
				257	A	Idaho St.	86 62					
				145	N	Yale	59 53					
				30	N	Long Beach St.	50 68					
				157	A	Southern Utah	64 66					
								252	H	Portland	94 58	
								307	H	New Mexico St.	70 45	
								120	H	Montana St.	75 60	

Non-Div I Games: Col. of Idaho 91 40 Carroll (MT) 58 45

Boise St.

Loss, Non-Conf, S Site, H Home A Away N Neutral

Average RPI Win:	172	WON-LOST	WINNING	LAST 10	STRENGTH OF	OPP. STRENGTH	TEAM	ADJ.	CONF.	ADJ CONF.
Average RPI Loss:	121	RECORD	PCT. RANK	GAMES	SCHEDULE	OF SCHEDULE	RPI	RPI	RPI	RPI
DIV. I ONLY	7- 5	133	0- 1	96	159	99	99	2	2	
DIV. I NON-CONF.	7- 5	134	0- 1	101	159	101	101	2	2	
TOTALS	RPI 1-25	RPI 26-50	W-L RECORDS	RPI 51-100	RPI 101-150	RPI 150+				
7- 5	0- 0	0- 0	OVERALL	1- 2	2- 2	4- 1				
4- 2	0- 0	0- 0	HOME	0- 0	1- 2	3- 0				
2- 3	0- 0	0- 0	AWAY	1- 2	1- 0	0- 1				
1- 0	0- 0	0- 0	NEUTRAL	0- 0	0- 0	1- 0				
7- 5	0- 0	0- 0	NON-CONFERENCE	1- 2	2- 2	4- 1				
4- 2	0- 0	0- 0	HOME	0- 0	1- 2	3- 0				
2- 3	0- 0	0- 0	AWAY	1- 2	1- 0	0- 1				
1- 0	0- 0	0- 0	NEUTRAL	0- 0	0- 0	1- 0				
0- 0	0- 0	0- 0	CONFERENCE	0- 0	0- 0	0- 0				
0- 0	0- 0	0- 0	HOME	0- 0	0- 0	0- 0				
0- 0	0- 0	0- 0	AWAY	0- 0	0- 0	0- 0				
0- 0	0- 0	0- 0	NEUTRAL	0- 0	0- 0	0- 0				

RPI 1-25				RPI 26-50				RPI 51-100				Team's RPI: 99	RPI 101+			
RPI	S	Opponent	Score	RPI	S	Opponent	Score	RPI	S	Opponent	Score		RPI	S	Opponent	Score

Non-Div I Games:

Boston College

■ Loss,
 ■ Non-Conf,
 ■ S Site,
 ■ H Home
 ■ A Away
 N Neutral

Average RPI Win:	213	WON-LOST	WINNING	LAST 10	STRENGTH OF	OPP. STRENGTH	TEAM	ADJ.	CONF.	ADJ CONF.
Average RPI Loss:	159	RECORD	PCT. RANK	GAMES	SCHEDULE	OF SCHEDULE	RPI	RPI	RPI	RPI
DIV. I ONLY	3- 8	264	3- 7	201	216	275	275	20	20	
DIV. I NON-CONF.	3- 8	264	3- 8	205	215	277	277	21	21	
TOTALS	RPI 1-25	RPI 26-50	W-L RECORDS	RPI 51-100	RPI 101-150	RPI 150+				
3- 8	0- 0	0- 0	OVERALL	0- 1	1- 3	2- 4				
2- 2	0- 0	0- 0	HOME	0- 0	1- 0	1- 2				
0- 6	0- 0	0- 0	AWAY	0- 0	0- 0	0- 0				
1- 0	0- 0	0- 0	NEUTRAL	0- 0	0- 0	1- 0				
3- 8	0- 0	0- 0	NON-CONFERENCE	0- 1	1- 3	2- 4				
2- 2	0- 0	0- 0	HOME	0- 0	1- 0	1- 2				
0- 6	0- 0	0- 0	AWAY	0- 1	0- 3	0- 2				
1- 0	0- 0	0- 0	NEUTRAL	0- 0	0- 0	1- 0				
0- 0	0- 0	0- 0	CONFERENCE	0- 0	0- 0	0- 0				
0- 0	0- 0	0- 0	HOME	0- 0	0- 0	0- 0				
0- 0	0- 0	0- 0	AWAY	0- 0	0- 0	0- 0				
0- 0	0- 0	0- 0	NEUTRAL	0- 0	0- 0	0- 0				

RPI 1-25				RPI 26-50				RPI 51-100				RPI 101+				Team's RPI: 275			
RPI	S	Opponent	Score	RPI	S	Opponent	Score	RPI	S	Opponent	Score	RPI	S	Opponent	Score				
								99	A	Boston College	56	73	112	H	Harvard	63	62		
													121	A	Rhode Island	48	56		
													135	A	Marist	50	77		
													145	A	Yale	59	66		
													162	H	Massachusetts	57	78		
													174	H	New Hampshire	55	67		
													213	A	Northeastern	74	75		
													225	A	New Mexico	49	56		
													228	N	Stephen F. Austin	62	57		
													300	H	Vermont	66	61		
LAST 12 Division I GAMES:																			
				174	H	New Hampshire	55	67		162	H	Massachusetts	57	78					
				228	N	Stephen F. Austin	62	57		135	A	Marist	50	77					
				225	A	New Mexico	49	56		121	A	Rhode Island	48	56					
				300	H	Vermont	66	61		145	A	Yale	59	66					
				99	A	Boston College	56	73		213	A	Northeastern	74	75					
				112	H	Harvard	63	62											

Non-Div I Games:

Boston U.

■ Loss,
 ■ Non-Conf, S Site,
 ■ Home
 ■ Away
 N Neutral

Bowling Green

Through Games Of Dec. 28, 2014

Average RPI Win:	269	WON-LOST	WINNING	LAST 10	STRENGTH OF	OPP. STRENGTH	TEAM	ADJ.	CONF.	ADJ CONF.
Average RPI Loss:	195	RECORD	PCT. RANK	GAMES	SCHEDULE	OF SCHEDULE	RPI	RPI	RPI	RPI
DIV. I ONLY	7- 2	49	7- 2	349	100	231	231	15	15	
DIV. I NON-CONF.	7- 2	50	7- 2	349	102	234	234	15	15	
TOTALS	RPI 1-25	RPI 26-50	W-L RECORDS	RPI 51-100	RPI 101-150	RPI 150+				
7- 2	0- 0	0- 0	OVERALL	0- 1	0- 0	7- 1				
2- 1	0- 0	0- 0	HOME	0- 1	0- 0	2- 0				
4- 1	0- 0	0- 0	AWAY	0- 0	0- 0	4- 1				
1- 0	0- 0	0- 0	NEUTRAL	0- 0	0- 0	1- 0				
7- 2	0- 0	0- 0	NON-CONFERENCE	0- 1	0- 0	7- 1				
2- 1	0- 0	0- 0	HOME	0- 1	0- 0	2- 0				
4- 1	0- 0	0- 0	AWAY	0- 0	0- 0	4- 1				
1- 0	0- 0	0- 0	NEUTRAL	0- 0	0- 0	1- 0				
0- 0	0- 0	0- 0	CONFERENCE	0- 0	0- 0	0- 0				
0- 0	0- 0	0- 0	HOME	0- 0	0- 0	0- 0				
0- 0	0- 0	0- 0	AWAY	0- 0	0- 0	0- 0				
0- 0	0- 0	0- 0	NEUTRAL	0- 0	0- 0	0- 0				

RPI 1-25			RPI 26-50			RPI 51-100			RPI 101+			Team's RPI: 231
RPI	S	Opponent	Score	RPI	S	Opponent	Score	RPI	S	Opponent	Score	
						95	H Bucknell	52	53	151	H Iona	80 59
										251	A Saint Francis (PA)	76 62
										266	N UC Irvine	62 54
										283	H Cincinnati	66 55
										288	A Milwaukee	60 50
										294	A Loyola Marymount	48 51
										318	A Illinois St.	58 54
										324	A Bradley	61 47
LAST 12 Division I GAMES:												
266	N	UC Irvine	62 54	324	A	Bradley	61 47					
288	A	Milwaukee	60 50	318	A	Illinois St.	58 54					
151	H	Iona	80 59	251	A	Saint Francis (PA)	76 62					
95	H	Bucknell	52 53	283	H	Cincinnati	66 55					
				294	A	Loyola Marymount	48 51					

Non-Div I Games:

Bowling Green

■ Loss,
 ■ Non-Conf,
 S Site,
 ■ Home
 ■ Away
 N Neutral

Average RPI Win:	93	WON-LOST	WINNING	LAST 10	STRENGTH OF	OPP. STRENGTH	TEAM	ADJ.	CONF.	ADJ CONF.
Average RPI Loss:	213	RECORD	PCT. RANK	GAMES	SCHEDULE	OF SCHEDULE	RPI	RPI	RPI	RPI
DIV. I ONLY	1- 9	326	1- 9	168	340	324	324	16	16	
DIV. I NON-CONF.	1- 9	326	1- 9	170	341	326	326	16	16	
TOTALS	RPI 1-25	RPI 26-50	W-L RECORDS	RPI 51-100	RPI 101-150	RPI 150+				
1- 9	0- 0	0- 0	OVERALL	1- 1	0- 2	0- 6				
1- 4	0- 0	0- 0	HOME	1- 0	0- 0	0- 4				
0- 5	0- 0	0- 0	AWAY	0- 1	0- 2	0- 2				
0- 0	0- 0	0- 0	NEUTRAL	0- 0	0- 0	0- 0				
1- 9	0- 0	0- 0	NON-CONFERENCE	1- 1	0- 2	0- 6				
1- 4	0- 0	0- 0	HOME	1- 0	0- 0	0- 4				
0- 5	0- 0	0- 0	AWAY	0- 1	0- 2	0- 2				
0- 0	0- 0	0- 0	NEUTRAL	0- 0	0- 0	0- 0				
0- 0	0- 0	0- 0	CONFERENCE	0- 0	0- 0	0- 0				
0- 0	0- 0	0- 0	HOME	0- 0	0- 0	0- 0				
0- 0	0- 0	0- 0	AWAY	0- 0	0- 0	0- 0				
0- 0	0- 0	0- 0	NEUTRAL	0- 0	0- 0	0- 0				

RPI S	Opponent	Score	RPI S	Opponent	Score	RPI S	Opponent	Score	RPI S	Opponent	Score
						81	A Oklahoma	55 104	109	A DePaul	77 101
						93	H Missouri	76 64	137	A Ill.-Chicago	43 71
									231	H Bowling Green	47 61
									233	H Western Ill.	63 75
									242	A Stony Brook	63 79
									256	H Southeast Mo. St.	65 70
									291	A Columbia	74 81
									334	H Chicago St.	59 62
LAST 12 Division I GAMES:											
231	H Bowling Green	47 61	233	H Western Ill.	63 75						
334	H Chicago St.	59 62	93	H Missouri	76 64						
109	A DePaul	77 101	256	H Southeast Mo. St.	65 70						
137	A Ill.-Chicago	43 71	291	A Columbia	74 81						
			242	A Stony Brook	63 79						
			81	A Oklahoma	55 104						

Non-Div I Games:

Bradley





























Average RPI Win:	253	WON-LOST	WINNING	LAST 10	STRENGTH OF	OPP. STRENGTH	TEAM	ADJ.	CONF.	ADJ CONF.
Average RPI Loss:	132	RECORD	PCT. RANK	GAMES	SCHEDULE	OF SCHEDULE	RPI	RPI	RPI	RPI
DIV. I ONLY	3- 7	253	0- 2	127	287	237	237	10	10	
DIV. I NON-CONF.	3- 7	253	0- 2	133	288	240	240	10	10	
TOTALS	RPI 1-25	RPI 26-50	W-L RECORDS	RPI 51-100	RPI 101-150	RPI 150+				
3- 7	0- 0	0- 0	OVERALL	0- 3	0- 2	3- 2				
2- 2	0- 0	0- 0	HOME	0- 1	0- 1	2- 0				
1- 4	0- 0	0- 0	AWAY	0- 1	0- 1	1- 2				
0- 1	0- 0	0- 0	NEUTRAL	0- 1	0- 0	0- 0				
3- 7	0- 0	0- 0	NON-CONFERENCE	0- 3	0- 2	3- 2				
2- 2	0- 0	0- 0	HOME	0- 1	0- 1	2- 0				
1- 4	0- 0	0- 0	AWAY	0- 1	0- 1	1- 2				
0- 1	0- 0	0- 0	NEUTRAL	0- 1	0- 0	0- 0				
0- 0	0- 0	0- 0	CONFERENCE	0- 0	0- 0	0- 0				
0- 0	0- 0	0- 0	HOME	0- 0	0- 0	0- 0				
0- 0	0- 0	0- 0	AWAY	0- 0	0- 0	0- 0				
0- 0	0- 0	0- 0	NEUTRAL	0- 0	0- 0	0- 0				

RPI 1-25			RPI 26-50			RPI 51-100			RPI 101+			Team's RPI: 237
RPI	S	Opponent	Score	RPI	S	Opponent	Score	RPI	S	Opponent	Score	
						91 H St. Bonaventure	56 58	121 A Rhode Island		61 65		
						94 A Maine	53 58	150 H Bryant		60 67		
						99 N Boston College	80 90	174 A New Hampshire		57 60		
								180 H Sacred Heart		66 56		
								194 A Providence		69 78		
								280 H Fairleigh Dickinson		79 74		
								300 A Vermont		81 76		
LAST 12 Division I GAMES:												
						91 H St. Bonaventure	56 58	121 A Rhode Island		61 65		
						99 N Boston College	80 90	94 A Maine		53 58		
						280 H Fairleigh Dickinson	79 74	150 H Bryant		60 67		
						180 H Sacred Heart	66 56	174 A New Hampshire		57 60		
								194 A Providence		69 78		
								300 A Vermont		81 76		

Non-Div I Games:

Brown

Average RPI Win: 220	WON-LOST	WINNING	LAST 10	STRENGTH OF	OPP. STRENGTH	TEAM	ADJ.	CONF.	ADJ CONF.
Average RPI Loss: 143	RECORD	PCT. RANK	GAMES	SCHEDULE	OF SCHEDULE	RPI	RPI	RPI	RPI
DIV. I ONLY	6- 4	120	6- 4	230	210	150	150	28	28
DIV. I NON-CONF.	6- 4	123	6- 4	232	209	151	151	28	28
TOTALS	RPI 1-25	RPI 26-50	W-L RECORDS	RPI 51-100	RPI 101-150	RPI 150+			
6- 4	0- 0	0- 0	OVERALL	1- 1	0- 1	5- 2			
4- 1	0- 0	0- 0	HOME	1- 0	0- 1	3- 0			
2- 3	0- 0	0- 0	AWAY	0- 1	0- 0	2- 2			
0- 0	0- 0	0- 0	NEUTRAL	0- 0	0- 0	0- 0			
6- 4	0- 0	0- 0	NON-CONFERENCE	1- 1	0- 1	5- 2			
4- 1	0- 0	0- 0	HOME	1- 0	0- 1	3- 0			
2- 3	0- 0	0- 0	AWAY	0- 1	0- 0	2- 2			
0- 0	0- 0	0- 0	NEUTRAL	0- 0	0- 0	0- 0			
0- 0	0- 0	0- 0	CONFERENCE	0- 0	0- 0	0- 0			
0- 0	0- 0	0- 0	HOME	0- 0	0- 0	0- 0			
0- 0	0- 0	0- 0	AWAY	0- 0	0- 0	0- 0			
0- 0	0- 0	0- 0	NEUTRAL	0- 0	0- 0	0- 0			

RPI 1-25			RPI 26-50			RPI 51-100			RPI 101+			Team's RPI: 150
RPI	S	Opponent	Score	RPI	S	Opponent	Score	RPI	S	Opponent	Score	
						94  Maine	65 52			121  Rhode Island	56 	
						99  Boston College	79 			161  Cornell	64 	
										189  UMass Lowell	85 	
										194  Providence	90 80	
										237  Brown	67 60	
										246  Canisius	71 68	
										247  Holy Cross	74 68	
										300  Vermont	72 55	
LAST 12 Division I GAMES:												
121		Rhode Island	56 	99		Boston College	79 	246		Canisius	71 68	
189		UMass Lowell	85 					300		Vermont	72 55	
161		Cornell	64 	94		Maine	65 52					
247		Holy Cross	74 68									
194		Providence	90 80									
237		Brown	67 60									

Non-Div I Games:

Bryant

Average RPI Win:	258	WON-LOST	WINNING	LAST 10	STRENGTH OF	OPP. STRENGTH	TEAM	ADJ.	CONF.	ADJ CONF.
Average RPI Loss:	83	RECORD	PCT. RANK	GAMES	SCHEDULE	OF SCHEDULE	RPI	RPI	RPI	RPI
DIV. I ONLY	8- 3	68	2- 0	240	281	95	95	20	20	
DIV. I NON-CONF.	8- 3	71	2- 0	238	281	98	98	21	21	
TOTALS	RPI 1-25	RPI 26-50	W-L RECORDS	RPI 51-100	RPI 101-150	RPI 150+				
8- 3	0- 0	0- 1	OVERALL	0- 1	1- 1	7- 0				
4- 0	0- 0	0- 0	HOME	0- 0	1- 0	3- 0				
4- 3	0- 0	0- 0	AWAY	0- 0	0- 1	4- 0				
0- 0	0- 0	0- 0	NEUTRAL	0- 0	0- 0	0- 0				
8- 3	0- 0	0- 1	NON-CONFERENCE	0- 1	1- 1	7- 0				
4- 0	0- 0	0- 0	HOME	0- 0	1- 0	3- 0				
4- 3	0- 0	0- 1	AWAY	0- 1	0- 1	4- 0				
0- 0	0- 0	0- 0	NEUTRAL	0- 0	0- 0	0- 0				
0- 0	0- 0	0- 0	CONFERENCE	0- 0	0- 0	0- 0				
0- 0	0- 0	0- 0	HOME	0- 0	0- 0	0- 0				
0- 0	0- 0	0- 0	AWAY	0- 0	0- 0	0- 0				
0- 0	0- 0	0- 0	NEUTRAL	0- 0	0- 0	0- 0				

RPI 1-25				RPI 26-50				RPI 51-100				Team's RPI: 95		RPI 101+			
RPI	S	Opponent	Score	RPI	S	Opponent	Score	RPI	S	Opponent	Score			RPI	S	Opponent	Score
				44	A	Michigan	61 68	59	A	Youngstown St.	54 69			145	H	Yale	73 66
														146	A	Delaware	56 58
														161	H	Cornell	59 51
														231	A	Bowling Green	53 52
														280	A	Fairleigh Dickinson	61 60
														285	A	Binghamton	68 57
														308	H	Morgan St.	79 50
														313	H	UMBC	85 41
														341	A	Mt. St. Mary's	74 49
LAST 12 Division I GAMES:																	
				145	H	Yale	73 66	285	A	Binghamton	68 57						
				313	H	UMBC	85 41	341	A	Mt. St. Mary's	74 49						
				146	A	Delaware	56 58	280	A	Fairleigh Dickinson	61 60						
				308	H	Morgan St.	79 50	44	A	Michigan	61 68						
				161	H	Cornell	59 51	231	A	Bowling Green	53 52						
				59	A	Youngstown St.	54 69										

Non-Div I Games:

Bucknell

Average RPI Win:	219	WON-LOST	WINNING	LAST 10	STRENGTH OF	OPP. STRENGTH	TEAM	ADJ.	CONF.	ADJ CONF.
Average RPI Loss:	169	RECORD	PCT. RANK	GAMES	SCHEDULE	OF SCHEDULE	RPI	RPI	RPI	RPI
DIV. I ONLY	6- 4	120	6- 4	300	134	176	176	15	15	
DIV. I NON-CONF.	6- 4	123	6- 4	303	132	177	177	15	15	
TOTALS	RPI 1-25	RPI 26-50	W-L RECORDS	RPI 51-100	RPI 101-150	RPI 150+				
6- 4	0- 1	0- 0	OVERALL	1- 0	0- 0	5- 3				
2- 1	0- 0	0- 0	HOME	1- 0	0- 0	1- 1				
3- 2	0- 1	0- 0	AWAY	0- 0	0- 0	3- 1				
1- 1	0- 0	0- 0	NEUTRAL	0- 0	0- 0	1- 1				
6- 4	0- 1	0- 0	NON-CONFERENCE	1- 0	0- 0	5- 3				
2- 1	0- 0	0- 0	HOME	1- 0	0- 0	1- 1				
3- 2	0- 1	0- 0	AWAY	0- 0	0- 0	3- 1				
1- 1	0- 0	0- 0	NEUTRAL	0- 0	0- 0	1- 1				
0- 0	0- 0	0- 0	CONFERENCE	0- 0	0- 0	0- 0				
0- 0	0- 0	0- 0	HOME	0- 0	0- 0	0- 0				
0- 0	0- 0	0- 0	AWAY	0- 0	0- 0	0- 0				
0- 0	0- 0	0- 0	NEUTRAL	0- 0	0- 0	0- 0				

RPI S	Opponent	Score	RPI S	Opponent	Score	RPI S	Opponent	Score	RPI S	Opponent	Score	Team's RPI: 176
7	A Duke	54 88				91	H St. Bonaventure	51 44	155	H Siena	50 58	
									161	A Cornell	65 58	
									195	H Niagara	73 64	
									245	N Tulsa	77 87	
									251	A Saint Francis (PA)	88 80	
									267	A LIU Brooklyn	73 79	
									297	A Manhattan	68 58	
									318	N Illinois St.	68 60	
LAST 12 Division I GAMES:												
161	A Cornell	65 58	267	A LIU Brooklyn	73 79							
318	N Illinois St.	68 60	297	A Manhattan	68 58							
245	N Tulsa	77 87	91	H St. Bonaventure	51 44							
7	A Duke	54 88	155	H Siena	50 58							
195	H Niagara	73 64										
251	A Saint Francis (PA)	88 80										

Non-Div I Games:

Buffalo

■ Loss,
■ Non-Conf,
■ S Site,
■ H Home
■ A Away
N Neutral

Average RPI Win:	228	WON-LOST	WINNING	LAST 10	STRENGTH OF	OPP. STRENGTH	TEAM	ADJ.	CONF.	ADJ CONF.
Average RPI Loss:	96	RECORD	PCT. RANK	GAMES	SCHEDULE	OF SCHEDULE	RPI	RPI	RPI	RPI
DIV. I ONLY	3- 8	264	3- 6	77	120	203	203	7	7	
DIV. I NON-CONF.	3- 7	253	3- 7	98	108	201	201	7	7	
TOTALS	RPI 1-25	RPI 26-50	W-L RECORDS	RPI 51-100	RPI 101-150	RPI 150+				
3- 8	0- 0	0- 3	OVERALL	0- 2	0- 1	3- 2				
2- 2	0- 0	0- 1	HOME	0- 1	0- 0	2- 0				
1- 4	0- 0	0- 1	AWAY	0- 0	0- 1	1- 2				
0- 2	0- 0	0- 1	NEUTRAL	0- 1	0- 0	0- 0				
3- 7	0- 0	0- 3	NON-CONFERENCE	0- 2	0- 0	3- 2				
2- 2	0- 0	0- 1	HOME	0- 1	0- 0	2- 0				
1- 3	0- 0	0- 1	AWAY	0- 0	0- 0	1- 2				
0- 2	0- 0	0- 1	NEUTRAL	0- 1	0- 0	0- 0				
0- 1	0- 0	0- 0	CONFERENCE	0- 0	0- 1	0- 0				
0- 0	0- 0	0- 0	HOME	0- 0	0- 0	0- 0				
0- 1	0- 0	0- 0	AWAY	0- 0	0- 1	0- 0				
0- 0	0- 0	0- 0	NEUTRAL	0- 0	0- 0	0- 0				

RPI 1-25				RPI 26-50				RPI 51-100				RPI 101+				Team's RPI: 203	
RPI	S	Opponent	Score	RPI	S	Opponent	Score	RPI	S	Opponent	Score	RPI	S	Opponent	Score		
				28	H	Indiana St.	51 66	72	H	Chattanooga	47 76	109	A	DePaul	76 92		
				33	N	Oregon St.	53 85	98	N	BYU	62 81	153	A	Fairfield	77 81		
				37	A	Minnesota	86 88					182	H	Ball St.	48 41		
												185	H	Wright St.	57 49		
												240	A	Valparaiso	57 91		
												318	A	Illinois St.	72 60		
LAST 12 Division I GAMES:																	
				33	N	Oregon St.	53 85	318	A	Illinois St.	72 60						
				98	N	BYU	62 81	182	H	Ball St.	48 41						
				153	A	Fairfield	77 81	37	A	Minnesota	86 88						
				72	H	Chattanooga	47 76	185	H	Wright St.	57 49						
				28	H	Indiana St.	51 66	109	A	DePaul	76 92						
				240	A	Valparaiso	57 91										

Non-Div I Games: BYU-Hawaii 71 50

Butler

■ Loss,
■ Non-Conf,
■ S Site,
■ H Home
■ A Away
N Neutral

Average RPI Win:	190	WON-LOST	WINNING	LAST 10	STRENGTH OF	OPP. STRENGTH	TEAM	ADJ.	CONF.	ADJ CONF.
Average RPI Loss:	41	RECORD	PCT. RANK	GAMES	SCHEDULE	OF SCHEDULE	RPI	RPI	RPI	RPI
DIV. I ONLY	9- 3	57	7- 3	199	49	73	73	14	14	
DIV. I NON-CONF.	9- 3	58	9- 3	202	48	75	75	14	14	
TOTALS	RPI 1-25	RPI 26-50	W-L RECORDS	RPI 51-100	RPI 101-150	RPI 150+				
9- 3	0- 1	0- 1	OVERALL	2- 1	2- 0	5- 0				
6- 0	0- 0	0- 0	HOME	1- 0	2- 0	3- 0				
3- 2	0- 0	0- 1	AWAY	1- 1	0- 0	2- 0				
0- 1	0- 1	0- 0	NEUTRAL	0- 0	0- 0	0- 0				
9- 3	0- 1	0- 1	NON-CONFERENCE	2- 1	2- 0	5- 0				
6- 0	0- 0	0- 0	HOME	1- 0	2- 0	3- 0				
3- 2	0- 0	0- 1	AWAY	1- 1	0- 0	2- 0				
0- 1	0- 1	0- 0	NEUTRAL	0- 0	0- 0	0- 0				
0- 0	0- 0	0- 0	CONFERENCE	0- 0	0- 0	0- 0				
0- 0	0- 0	0- 0	HOME	0- 0	0- 0	0- 0				
0- 0	0- 0	0- 0	AWAY	0- 0	0- 0	0- 0				
0- 0	0- 0	0- 0	NEUTRAL	0- 0	0- 0	0- 0				

RPI 1-25			RPI 26-50			RPI 51-100			Team's RPI: 73	RPI 101+		
RPI	S	Opponent	Score	RPI	S	Opponent	Score	RPI	S	Opponent	Score	
22	N	FGCU	64 73	42	A	Southern California	74 85	58	A	St. Mary's (CA)	63 73	120 H Montana St. 78 66
								92	H	Idaho	67 50	126 H Pepperdine 74 48
								98	A	BYU	63 54	173 A San Diego St. 65 54
												250 H Texas Southern 63 50
												252 H Portland 45 41
												268 H Sacramento St. 81 66
												330 A Northern Ariz. 77 71
LAST 12 Division I GAMES:												
250	H	Texas Southern	63 50	22	N	FGCU	64 73	173	A	San Diego St.	65 54	
120	H	Montana St.	78 66	42	A	Southern California	74 85	330	A	Northern Ariz.	77 71	
252	H	Portland	45 41	98	A	BYU	63 54	126	H	Pepperdine	74 48	
92	H	Idaho	67 50	58	A	St. Mary's (CA)	63 73					

Non-Div I Games:

CSUN

■ Loss,
■ Non-Conf,
■ S Site,
■ H Home
■ A Away
N Neutral

Average RPI Win:	275	WON-LOST	WINNING	LAST 10	STRENGTH OF	OPP. STRENGTH	TEAM	ADJ.	CONF.	ADJ CONF.
Average RPI Loss:	145	RECORD	PCT. RANK	GAMES	SCHEDULE	OF SCHEDULE	RPI	RPI	RPI	RPI
DIV. I ONLY	4- 7	221	4- 6	278	176	264	264	14	14	
DIV. I NON-CONF.	4- 7	220	4- 7	282	174	266	266	14	14	
TOTALS	RPI 1-25	RPI 26-50	W-L RECORDS	RPI 51-100	RPI 101-150	RPI 150+				
4- 7	0- 1	0- 0	OVERALL	0- 1	0- 3	4- 2				
2- 3	0- 0	0- 0	HOME	0- 1	0- 2	2- 0				
2- 4	0- 1	0- 0	AWAY	0- 0	0- 1	2- 2				
0- 0	0- 0	0- 0	NEUTRAL	0- 0	0- 0	0- 0				
4- 7	0- 1	0- 0	NON-CONFERENCE	0- 1	0- 3	4- 2				
2- 3	0- 0	0- 0	HOME	0- 1	0- 2	2- 0				
2- 4	0- 1	0- 0	AWAY	0- 0	0- 1	2- 2				
0- 0	0- 0	0- 0	NEUTRAL	0- 0	0- 0	0- 0				
0- 0	0- 0	0- 0	CONFERENCE	0- 0	0- 0	0- 0				
0- 0	0- 0	0- 0	HOME	0- 0	0- 0	0- 0				
0- 0	0- 0	0- 0	AWAY	0- 0	0- 0	0- 0				
0- 0	0- 0	0- 0	NEUTRAL	0- 0	0- 0	0- 0				

RPI 1-25			RPI 26-50			RPI 51-100			RPI 101+			Team's RPI: 264
RPI	S	Opponent	Score	RPI	S	Opponent	Score	RPI	S	Opponent	Score	
15	A	Fresno St.	56 67					58	H	St. Mary's (CA)	64 65	
								126	H	Pepperdine	69 76	
								141	H	Dartmouth	61 74	
								144	A	Colorado St.	63 65	
								216	A	Santa Clara	79 73	
								225	A	New Mexico	68 84	
								252	H	Portland	76 67	
								294	A	Loyola Marymount	87 79	
								307	A	New Mexico St.	65 79	
								338	H	A&M-Corpus Christi	63 48	
LAST 12 Division I GAMES:												
141	H	Dartmouth	61 74	144	A	Colorado St.	63 65					
126	H	Pepperdine	69 76	225	A	New Mexico	68 84					
252	H	Portland	76 67	307	A	New Mexico St.	65 79					
294	A	Loyola Marymount	87 79	58	H	St. Mary's (CA)	64 65					
15	A	Fresno St.	56 67	216	A	Santa Clara	79 73					
				338	H	A&M-Corpus Christi	63 48					

Non-Div I Games:

Cal Poly

■ Loss,
 ■ Non-Conf,
 S Site,
 ■ Home
 ■ Away
 N Neutral

Average RPI Win:	312	WON-LOST	WINNING	LAST 10	STRENGTH OF	OPP. STRENGTH	TEAM	ADJ.	CONF.	ADJ CONF.
Average RPI Loss:	110	RECORD	PCT. RANK	GAMES	SCHEDULE	OF SCHEDULE	RPI	RPI	RPI	RPI
DIV. I ONLY	4- 7	221	4- 6	208	272	235	235	14	14	
DIV. I NON-CONF.	4- 7	220	4- 7	210	272	238	238	14	14	
TOTALS	RPI 1-25	RPI 26-50	W-L RECORDS	RPI 51-100	RPI 101-150	RPI 150+				
4- 7	0- 1	0- 0	OVERALL	0- 2	0- 2	4- 2				
1- 3	0- 0	0- 0	HOME	0- 0	0- 2	1- 1				
3- 3	0- 1	0- 0	AWAY	0- 2	0- 0	3- 0				
0- 1	0- 0	0- 0	NEUTRAL	0- 0	0- 0	0- 1				
4- 7	0- 1	0- 0	NON-CONFERENCE	0- 2	0- 2	4- 2				
1- 3	0- 0	0- 0	HOME	0- 0	0- 2	1- 1				
3- 3	0- 1	0- 0	AWAY	0- 2	0- 0	3- 0				
0- 1	0- 0	0- 0	NEUTRAL	0- 0	0- 0	0- 1				
0- 0	0- 0	0- 0	CONFERENCE	0- 0	0- 0	0- 0				
0- 0	0- 0	0- 0	HOME	0- 0	0- 0	0- 0				
0- 0	0- 0	0- 0	AWAY	0- 0	0- 0	0- 0				
0- 0	0- 0	0- 0	NEUTRAL	0- 0	0- 0	0- 0				

RPI 1-25				RPI 26-50				RPI 51-100				RPI 101+ Team's RPI: 235			
RPI	S	Opponent	Score	RPI	S	Opponent	Score	RPI	S	Opponent	Score	RPI	S	Opponent	Score
15	A	Fresno St.	52 57					60	A	South Dakota	50 86	111	H	Albany (NY)	49 71
								97	A	San Diego	54 60	120	H	Montana St.	47 63
												163	N	Eastern Mich.	74 78
												205	H	Villanova	43 50
												289	A	Weber St.	70 68
												307	A	New Mexico St.	66 51
												311	H	North Dakota St.	86 79
												340	A	Denver	78 61
LAST 12 Division I GAMES:															
111	H	Albany (NY)	49 71	311	H	North Dakota St.	86 79	15	A	Fresno St.	52 57				
289	A	Weber St.	70 68	60	A	South Dakota	50 86	340	A	Denver	78 61				
205	H	Villanova	43 50	97	A	San Diego	54 60	307	A	New Mexico St.	66 51				
120	H	Montana St.	47 63	163	N	Eastern Mich.	74 78								

Non-Div I Games:

Cal St. Fullerton

■ Loss,
 ■ Non-Conf,
 ■ S Site,
 ■ H Home
 ■ A Away
 N Neutral

California

Through Games Of Dec. 28, 2014

Average RPI Win:	144	WON-LOST	WINNING	LAST 10	STRENGTH OF	OPP. STRENGTH	TEAM	ADJ.	CONF.	ADJ CONF.
Average RPI Loss:	43	RECORD	PCT. RANK	GAMES	SCHEDULE	OF SCHEDULE	RPI	RPI	RPI	RPI
DIV. I ONLY	7- 3	76	1- 0	15	76	23	23	4	4	
DIV. I NON-CONF.	7- 3	82	1- 0	17	79	22	22	4	4	
TOTALS	RPI 1-25	RPI 26-50	W-L RECORDS	RPI 51-100	RPI 101-150	RPI 150+				
7- 3	0- 1	1- 1	OVERALL	2- 1	1- 0	3- 0				
4- 1	0- 1	1- 0	HOME	0- 0	0- 0	3- 0				
2- 2	0- 0	0- 1	AWAY	1- 1	1- 0	0- 0				
1- 0	0- 0	0- 0	NEUTRAL	1- 0	0- 0	0- 0				
7- 3	0- 1	1- 1	NON-CONFERENCE	2- 1	1- 0	3- 0				
4- 1	0- 1	1- 0	HOME	0- 0	0- 0	3- 0				
2- 2	0- 0	0- 1	AWAY	1- 1	1- 0	0- 0				
1- 0	0- 0	0- 0	NEUTRAL	1- 0	0- 0	0- 0				
0- 0	0- 0	0- 0	CONFERENCE	0- 0	0- 0	0- 0				
0- 0	0- 0	0- 0	HOME	0- 0	0- 0	0- 0				
0- 0	0- 0	0- 0	AWAY	0- 0	0- 0	0- 0				
0- 0	0- 0	0- 0	NEUTRAL	0- 0	0- 0	0- 0				

RPI 1-25				Team's RPI: 23		RPI 26-50				RPI 51-100				RPI 101+					
RPI	S	Opponent	Score		RPI	S	Opponent	Score		RPI	S	Opponent	Score		RPI	S	Opponent	Score	
16	H	Louisville	57	70	30	A	Long Beach St.	56	58	68	A	Pacific	84	64	140	A	Hawaii	79	72
					50	H	Creighton	94	69	83	A	Kansas	39	62	159	H	San Jose St.	110	87
										93	N	Missouri	82	70	229	H	Nevada	76	54
															268	H	Sacramento St.	107	94
LAST 12 Division I GAMES:																			
50	H	Creighton	94	69	30	A	Long Beach St.	56	58	83	A	Kansas	39	62	268	H	Sacramento St.	107	94
16	H	Louisville	57	70						159	H	San Jose St.	110	87					
229	H	Nevada	76	54						93	N	Missouri	82	70					
68	A	Pacific	84	64						140	A	Hawaii	79	72					

Non-Div I Games:

California

■ Loss,
 ■ Non-Conf, S Site,
 ■ Home
 ■ Away
 N Neutral

Average RPI Win:	320	WON-LOST	WINNING	LAST 10	STRENGTH OF	OPP. STRENGTH	TEAM	ADJ.	CONF.	ADJ CONF.
Average RPI Loss:	169	RECORD	PCT. RANK	GAMES	SCHEDULE	OF SCHEDULE	RPI	RPI	RPI	RPI
DIV. I ONLY	4- 5	187	4- 5	346	252	312	312	30	30	
DIV. I NON-CONF.	3- 4	193	3- 4	341	240	316	316	30	30	
TOTALS	RPI 1-25	RPI 26-50	W-L RECORDS	RPI 51-100	RPI 101-150	RPI 150+				
4- 5	0- 0	0- 1	OVERALL	0- 1	0- 1	4- 2				
2- 1	0- 0	0- 0	HOME	0- 1	0- 0	2- 0				
1- 4	0- 0	0- 1	AWAY	0- 0	0- 1	1- 2				
1- 0	0- 0	0- 0	NEUTRAL	0- 0	0- 0	1- 0				
3- 4	0- 0	0- 1	NON-CONFERENCE	0- 1	0- 0	3- 2				
2- 1	0- 0	0- 0	HOME	0- 1	0- 0	2- 0				
0- 3	0- 0	0- 1	AWAY	0- 0	0- 0	0- 2				
1- 0	0- 0	0- 0	NEUTRAL	0- 0	0- 0	1- 0				
1- 1	0- 0	0- 0	CONFERENCE	0- 0	0- 1	1- 0				
0- 0	0- 0	0- 0	HOME	0- 0	0- 0	0- 0				
1- 1	0- 0	0- 0	AWAY	0- 0	0- 1	1- 0				
0- 0	0- 0	0- 0	NEUTRAL	0- 0	0- 0	0- 0				

RPI S	Opponent	Score	RPI S	Opponent	Score	RPI S	Opponent	Score	RPI S	Opponent	Score	Team's RPI: 312
45	A Stetson	63 76	86	H Elon	51 77	130	A Winthrop	59 61	263	N Bethune-Cookman	66 55	
						272	A Western Caro.	57 67	314	A UNCW	80 89	
						327	H N.C. Central	65 60	341	H Mt. St. Mary's	60 42	
						349	A Charleston So.	69 65				
LAST 12 Division I GAMES:												
263	N Bethune-Cookman	66 55	130	A Winthrop	59 61	272	A Western Caro.	57 67	314	A UNCW	80 89	
45	A Stetson	63 76	86	H Elon	51 77	341	H Mt. St. Mary's	60 42	327	H N.C. Central	65 60	
349	A Charleston So.	69 65										

Non-Div I Games: Pfeiffer 89 61 Brevard 72 51

Campbell

Average RPI Win:	295	WON-LOST	WINNING	LAST 10	STRENGTH OF	OPP. STRENGTH	TEAM	ADJ.	CONF.	ADJ CONF.
Average RPI Loss:	87	RECORD	PCT. RANK	GAMES	SCHEDULE	OF SCHEDULE	RPI	RPI	RPI	RPI
DIV. I ONLY	4- 6	205	4- 6	256	133	246	246	23	23	
DIV. I NON-CONF.	2- 6	281	2- 6	115	110	211	211	17	17	
TOTALS	RPI 1-25	RPI 26-50	W-L RECORDS	RPI 51-100	RPI 101-150	RPI 150+				
4- 6	0- 0	0- 1	OVERALL	0- 3	0- 2	4- 0				
3- 2	0- 0	0- 0	HOME	0- 1	0- 1	3- 0				
1- 4	0- 0	0- 1	AWAY	0- 2	0- 1	1- 0				
0- 0	0- 0	0- 0	NEUTRAL	0- 0	0- 0	0- 0				
2- 6	0- 0	0- 1	NON-CONFERENCE	0- 3	0- 2	2- 0				
1- 2	0- 0	0- 0	HOME	0- 1	0- 1	1- 0				
1- 4	0- 0	0- 1	AWAY	0- 2	0- 1	1- 0				
0- 0	0- 0	0- 0	NEUTRAL	0- 0	0- 0	0- 0				
2- 0	0- 0	0- 0	CONFERENCE	0- 0	0- 0	2- 0				
2- 0	0- 0	0- 0	HOME	0- 0	0- 0	2- 0				
0- 0	0- 0	0- 0	AWAY	0- 0	0- 0	0- 0				
0- 0	0- 0	0- 0	NEUTRAL	0- 0	0- 0	0- 0				

RPI S	Opponent	Score	RPI S	Opponent	Score	RPI S	Opponent	Score	RPI S	Opponent	Score	Team's RPI: 246
44	A Michigan	43 79	59	H Youngstown St.	48 80	111	H Albany (NY)	59 64	150	A Bryant	68 71	
			64	A Syracuse	37 70	251	A Saint Francis (PA)	87 74	285	H Binghamton	91 75	
			91	A St. Bonaventure	46 62	297	H Manhattan	55 44	345	H Saint Peter's	75 50	
LAST 12 Division I GAMES:												
64	A Syracuse	37 70	44	A Michigan	43 79	111	H Albany (NY)	59 64	150	A Bryant	68 71	
59	H Youngstown St.	48 80	59	H Youngstown St.	48 80	111	H Albany (NY)	59 64	150	A Bryant	68 71	
285	H Binghamton	91 75	91	A St. Bonaventure	46 62	297	H Manhattan	55 44	345	H Saint Peter's	75 50	
345	H Saint Peter's	75 50	251	A Saint Francis (PA)	87 74							
297	H Manhattan	55 44										
251	A Saint Francis (PA)	87 74										

Non-Div I Games:

Canisius

GENERAL RPI				THROUGH GAMES OF DEC. 10, 1911						
Average RPI Win:	308	WON-LOST	WINNING	LAST 10	STRENGTH OF	OPP. STRENGTH	TEAM	ADJ.	CONF.	ADJ CONF.
Average RPI Loss:	141	RECORD	PCT. RANK	GAMES	SCHEDULE	OF SCHEDULE	RPI	RPI	RPI	RPI
DIV. I ONLY	2- 5	263	2- 4	196	282	260	260	29	29	
DIV. I NON-CONF.	2- 5	262	2- 5	200	282	261	261	29	29	
TOTALS	RPI 1-25	RPI 26-50	W-L RECORDS	RPI 51-100	RPI 101-150	RPI 150+				
2- 5	0- 1	0- 0	OVERALL	0- 0	0- 2	2- 2				
0- 2	0- 0	0- 0	HOME	0- 0	0- 1	0- 1				
1- 2	0- 1	0- 0	AWAY	0- 0	0- 1	1- 0				
1- 1	0- 0	0- 0	NEUTRAL	0- 0	0- 0	1- 1				
2- 5	0- 1	0- 0	NON-CONFERENCE	0- 0	0- 2	2- 2				
0- 2	0- 0	0- 0	HOME	0- 0	0- 1	0- 1				
1- 2	0- 1	0- 0	AWAY	0- 0	0- 1	1- 0				
1- 1	0- 0	0- 0	NEUTRAL	0- 0	0- 0	1- 1				
0- 0	0- 0	0- 0	CONFERENCE	0- 0	0- 0	0- 0				
0- 0	0- 0	0- 0	HOME	0- 0	0- 0	0- 0				
0- 0	0- 0	0- 0	AWAY	0- 0	0- 0	0- 0				
0- 0	0- 0	0- 0	NEUTRAL	0- 0	0- 0	0- 0				

RPI 1-25			
RPI	S	Opponent	Score
19	A	Western Ky.	57 93
RPI 26-50			
RPI	S	Opponent	Score
RPI 51-100			
RPI	S	Opponent	Score
RPI 101+ Team's RPI: 260			
RPI	S	Opponent	Score
122	A	Georgia Tech	50 88
123	H	Jacksonville St.	54 63
186	N	Eastern Ky.	55 56
256	H	Southeast Mo. St.	46 48
290	N	Jackson St.	56 45
325	A	Alcorn	62 36
LAST 12 Division I GAMES:			
123	H	Jacksonville St.	54 63
290	N	Jackson St.	56 45
186	N	Eastern Ky.	55 56
19	A	Western Ky.	57 93
122	A	Georgia Tech	50 88
256	H	Southeast Mo. St.	46 48
325	A	Alcorn	62 36

Non-Div I Games:	Williams Baptist	73	57	Lyon	59	43	Blue Mountain	71	30	Central Baptist	72	39	Central Ark.
------------------	------------------	----	----	------	----	----	---------------	----	----	-----------------	----	----	--------------

■ Loss, ■ Non-Conf, S Site, H Home A Away N Neutral

Average RPI Win:	193	WON-LOST	WINNING	LAST 10	STRENGTH OF	OPP. STRENGTH	TEAM	ADJ.	CONF.	ADJ CONF.
Average RPI Loss:	132	RECORD	PCT. RANK	GAMES	SCHEDULE	OF SCHEDULE	RPI	RPI	RPI	RPI
DIV. I ONLY	4- 6	205	0- 1	52	311	142	142	28	28	
DIV. I NON-CONF.	4- 6	200	0- 1	55	311	143	143	28	28	
TOTALS	RPI 1-25	RPI 26-50	W-L RECORDS	RPI 51-100	RPI 101-150	RPI 150+				
4- 6	0- 0	0- 0	OVERALL	0- 1	1- 3	3- 2				
1- 4	0- 0	0- 0	HOME	0- 1	0- 2	1- 1				
3- 2	0- 0	0- 0	AWAY	0- 0	1- 0	2- 0				
0- 0	0- 0	0- 0	NEUTRAL	0- 0	0- 0	0- 0				
4- 6	0- 0	0- 0	NON-CONFERENCE	0- 1	1- 3	3- 2				
1- 4	0- 0	0- 0	HOME	0- 1	0- 2	1- 1				
3- 2	0- 0	0- 0	AWAY	0- 0	1- 1	2- 1				
0- 0	0- 0	0- 0	NEUTRAL	0- 0	0- 0	0- 0				
0- 0	0- 0	0- 0	CONFERENCE	0- 0	0- 0	0- 0				
0- 0	0- 0	0- 0	HOME	0- 0	0- 0	0- 0				
0- 0	0- 0	0- 0	AWAY	0- 0	0- 0	0- 0				
0- 0	0- 0	0- 0	NEUTRAL	0- 0	0- 0	0- 0				

RPI 1-25			RPI 26-50			RPI 51-100			RPI 101+			Team's RPI: 142
RPI	S	Opponent	Score	RPI	S	Opponent	Score	RPI	S	Opponent	Score	
						94	H Maine	58	72	110	A Hofstra	71 66
										118	H Hartford	63 75
										121	A Rhode Island	46 58
										148	H Fordham	36 72
										155	A Siena	57 79
										156	H Army	60 74
										174	A New Hampshire	64 58
										189	A UMass Lowell	81 58
										300	H Vermont	77 75
LAST 12 Division I GAMES:												
148	H	Fordham	36	72	121	A	Rhode Island	46	58			
156	H	Army	60	74	94	H	Maine	58	72			
118	H	Hartford	63	75	174	A	New Hampshire	64	58			
110	A	Hofstra	71	66	300	H	Vermont	77	75			
					189	A	UMass Lowell	81	58			
					155	A	Siena	57	79			

Non-Div I Games:

Central Conn. St.

Average RPI Win:	212	WON-LOST	WINNING	LAST 10	STRENGTH OF	OPP. STRENGTH	TEAM	ADJ.	CONF.	ADJ CONF.
Average RPI Loss:	50	RECORD	PCT. RANK	GAMES	SCHEDULE	OF SCHEDULE	RPI	RPI	RPI	RPI
DIV. I ONLY	5- 5	153	5- 5	22	186	84	84	15	15	
DIV. I NON-CONF.	5- 5	152	5- 5	23	182	84	84	15	15	
TOTALS	RPI 1-25	RPI 26-50	W-L RECORDS	RPI 51-100	RPI 101-150	RPI 150+				
5- 5	0- 3	0- 1	OVERALL	0- 0	1- 0	4- 1				
3- 1	0- 1	0- 0	HOME	0- 0	0- 0	3- 0				
0- 3	0- 1	0- 1	AWAY	0- 0	0- 0	0- 1				
2- 1	0- 1	0- 0	NEUTRAL	0- 0	1- 0	1- 0				
5- 5	0- 3	0- 1	NON-CONFERENCE	0- 0	1- 0	4- 1				
3- 1	0- 1	0- 0	HOME	0- 0	0- 0	3- 0				
0- 3	0- 1	0- 1	AWAY	0- 0	0- 0	0- 1				
2- 1	0- 1	0- 0	NEUTRAL	0- 0	1- 0	1- 0				
0- 0	0- 0	0- 0	CONFERENCE	0- 0	0- 0	0- 0				
0- 0	0- 0	0- 0	HOME	0- 0	0- 0	0- 0				
0- 0	0- 0	0- 0	AWAY	0- 0	0- 0	0- 0				
0- 0	0- 0	0- 0	NEUTRAL	0- 0	0- 0	0- 0				

RPI 1-25				RPI 26-50				RPI 51-100				Team's RPI: 84				RPI 101+			
RPI	S	Opponent	Score	RPI	S	Opponent	Score	RPI	S	Opponent	Score					RPI	S	Opponent	Score
3	H	Kentucky	68 71	37	A	Minnesota	64 67									117	N	Richmond	61 56
5	A	Dayton	76 86													162	H	Massachusetts	72 70
11	N	South Carolina	45 80													196	A	Memphis	61 62
																204	N	Oregon	73 67
																230	H	Oakland	74 69
																348	H	Delaware St.	91 63
LAST 12 Division I GAMES:																			
230	H	Oakland	74 69	5	A	Dayton	76 86												
37	A	Minnesota	64 67	196	A	Memphis	61 62												
11	N	South Carolina	45 80	204	N	Oregon	73 67												
348	H	Delaware St.	91 63	117	N	Richmond	61 56												
				3	H	Kentucky	68 71												
				162	H	Massachusetts	72 70												

Non-Div I Games:

Central Mich.

■ Loss,
■ Non-Conf, S Site,
■ Home
■ Away
N Neutral

Average RPI Win: 0		WON-LOST	WINNING	LAST 10	STRENGTH OF	OPP. STRENGTH	TEAM	ADJ.	CONF.	ADJ CONF.
Average RPI Loss: 261		RECORD	PCT. RANK	GAMES	SCHEDULE	OF SCHEDULE	RPI	RPI	RPI	RPI
DIV. I ONLY		0- 7	338	0- 7	334	348	349	349	30	30
DIV. I NON-CONF.		0- 5	334	0- 5	311	316	348	348	30	30
TOTALS		RPI 1-25	RPI 26-50	W-L RECORDS	RPI 51-100	RPI 101-150	RPI 150+			
0- 7	0- 0		0- 0	OVERALL	0- 0	0- 1	0- 6			
0- 1	0- 0		0- 0	HOME	0- 0	0- 0	0- 1			
0- 5	0- 0		0- 0	AWAY	0- 0	0- 0	0- 5			
0- 1	0- 0		0- 0	NEUTRAL	0- 0	0- 1	0- 0			
0- 5	0- 0		0- 0	NON-CONFERENCE	0- 0	0- 1	0- 4			
0- 0	0- 0		0- 0	HOME	0- 0	0- 0	0- 0			
0- 4	0- 0		0- 0	AWAY	0- 0	0- 0	0- 4			
0- 1	0- 0		0- 0	NEUTRAL	0- 0	0- 1	0- 0			
0- 2	0- 0		0- 0	CONFERENCE	0- 0	0- 0	0- 2			
0- 1	0- 0		0- 0	HOME	0- 0	0- 0	0- 1			
0- 1	0- 0		0- 0	AWAY	0- 0	0- 0	0- 1			
0- 0	0- 0		0- 0	NEUTRAL	0- 0	0- 0	0- 0			

RPI 1-25				RPI 26-50				RPI 51-100				RPI 101+				Team's RPI: 349	
RPI	S	Opponent	Score	RPI	S	Opponent	Score	RPI	S	Opponent	Score	RPI	S	Opponent	Score		
												123	N	Jacksonville St.	43	70	
												192	A	Florida	64	92	
												200	A	Charlotte	43	75	
												312	H	Campbell	65	69	
												314	A	UNCW	70	80	
												342	A	Wofford	48	55	
												343	A	UNC Asheville	47	56	
LAST 12 Division I GAMES:																	
				314	A	UNCW	70	80	342	A	Wofford	48	55				
				123	N	Jacksonville St.	43	70									
				312	H	Campbell	65	69									
				200	A	Charlotte	43	75									
				343	A	UNC Asheville	47	56									
				192	A	Florida	64	92									

Charleston So.

Average RPI Win:	200	WON-LOST	WINNING	LAST 10	STRENGTH OF	OPP. STRENGTH	TEAM	ADJ.	CONF.	ADJ CONF.
Average RPI Loss:	103	RECORD	PCT. RANK	GAMES	SCHEDULE	OF SCHEDULE	RPI	RPI	RPI	RPI
DIV. I ONLY	4- 7	221	3- 7	106	157	200	200	22	22	
DIV. I NON-CONF.	4- 7	220	4- 7	109	156	198	198	23	23	
TOTALS	RPI 1-25	RPI 26-50	W-L RECORDS	RPI 51-100	RPI 101-150	RPI 150+				
4- 7	0- 2	0- 0	OVERALL	0- 2	1- 0	3- 3				
3- 2	0- 0	0- 0	HOME	0- 2	0- 0	3- 0				
1- 2	0- 1	0- 0	AWAY	0- 0	1- 0	0- 1				
0- 3	0- 1	0- 0	NEUTRAL	0- 0	0- 0	0- 2				
4- 7	0- 2	0- 0	NON-CONFERENCE	0- 2	1- 0	3- 3				
3- 2	0- 0	0- 0	HOME	0- 2	0- 0	3- 0				
1- 2	0- 1	0- 0	AWAY	0- 0	1- 0	0- 1				
0- 3	0- 1	0- 0	NEUTRAL	0- 0	0- 0	0- 2				
0- 0	0- 0	0- 0	CONFERENCE	0- 0	0- 0	0- 0				
0- 0	0- 0	0- 0	HOME	0- 0	0- 0	0- 0				
0- 0	0- 0	0- 0	AWAY	0- 0	0- 0	0- 0				
0- 0	0- 0	0- 0	NEUTRAL	0- 0	0- 0	0- 0				

RPI 1-25				RPI 26-50				RPI 51-100				RPI 101+ Team's RPI: 200			
RPI	S	Opponent	Score	RPI	S	Opponent	Score	RPI	S	Opponent	Score	RPI	S	Opponent	Score
11	A	South Carolina	61 82					69	H	North Carolina St.	63 70	106	A	Liberty	79 77
17	N	Princeton	43 73					86	H	Elon	54 67	160	N	Wake Forest	58 65
												171	H	Davidson	86 51
												175	H	Presbyterian	66 50
												182	A	Ball St.	66 76
												199	N	Montana	58 67
												349	H	Charleston So.	75 43
LAST 12 Division I GAMES:															
17	N	Princeton	43 73	171	H	Davidson	86 51								
160	N	Wake Forest	58 65	175	H	Presbyterian	66 50								
199	N	Montana	58 67	182	A	Ball St.	66 76								
86	H	Elon	54 67	349	H	Charleston So.	75 43								
69	H	North Carolina St.	63 70	11	A	South Carolina	61 82								
106	A	Liberty	79 77												

Non-Div I Games:

Charlotte

Chattanooga

Through Games Of Dec. 28, 2014

Average RPI Win:	188	WON-LOST	WINNING	LAST 10	STRENGTH OF	OPP. STRENGTH	TEAM	ADJ.	CONF.	ADJ CONF.
Average RPI Loss:	38	RECORD	PCT. RANK	GAMES	SCHEDULE	OF SCHEDULE	RPI	RPI	RPI	RPI
DIV. I ONLY	10- 3	54	8- 2	190	22	72	72	17	17	
DIV. I NON-CONF.	10- 3	56	9- 3	194	24	73	73	18	18	
TOTALS	RPI 1-25	RPI 26-50	W-L RECORDS	RPI 51-100	RPI 101-150	RPI 150+				
10- 3	1- 1	0- 1	OVERALL	1- 1	1- 0	7- 0				
6- 1	1- 0	0- 1	HOME	1- 0	0- 0	4- 0				
3- 2	0- 1	0- 0	AWAY	0- 1	1- 0	2- 0				
1- 0	0- 0	0- 0	NEUTRAL	0- 0	0- 0	1- 0				
10- 3	1- 1	0- 1	NON-CONFERENCE	1- 1	1- 0	7- 0				
6- 1	1- 0	0- 1	HOME	1- 0	0- 0	4- 0				
3- 2	0- 1	0- 0	AWAY	0- 1	1- 0	2- 0				
1- 0	0- 0	0- 0	NEUTRAL	0- 0	0- 0	1- 0				
0- 0	0- 0	0- 0	CONFERENCE	0- 0	0- 0	0- 0				
0- 0	0- 0	0- 0	HOME	0- 0	0- 0	0- 0				
0- 0	0- 0	0- 0	AWAY	0- 0	0- 0	0- 0				
0- 0	0- 0	0- 0	NEUTRAL	0- 0	0- 0	0- 0				

RPI 1-25				RPI 26-50				RPI 51-100 Team's RPI: 72				RPI 101+			
RPI	S	Opponent	Score	RPI	S	Opponent	Score	RPI	S	Opponent	Score	RPI	S	Opponent	Score
1	A	Notre Dame	53 88	32	H	South Fla.	57 59	51	H	Stanford	54 46	129	A	Belmont	60 48
12	H	Tennessee	67 63					82	A	Arkansas St.	52 57	203	A	Butler	76 47
												205	H	Villanova	49 45
												209	A	UT Martin	65 54
												219	H	N.C. A&T	58 43
												258	N	SIUE	59 49
												284	H	Austin Peay	76 65
												308	H	Morgan St.	55 40
LAST 12 Division I GAMES:															
82	A	Arkansas St.	52 57	258	N	SIUE	59 49								
12	H	Tennessee	67 63	219	H	N.C. A&T	58 43								
284	H	Austin Peay	76 65	308	H	Morgan St.	55 40								
1	A	Notre Dame	53 88	51	H	Stanford	54 46								
203	A	Butler	76 47	209	A	UT Martin	65 54								
32	H	South Fla.	57 59	129	A	Belmont	60 48								

Non-Div I Games:

Chattanooga

■ Loss,
 ■ Non-Conf, S Site,
 ■ Home
 ■ Away
 N Neutral

Chicago St.

Through Games Of Dec. 28, 2014

Average RPI Win:	324	WON-LOST	WINNING	LAST 10	STRENGTH OF	OPP. STRENGTH	TEAM	ADJ.	CONF.	ADJ CONF.
Average RPI Loss:	189	RECORD	PCT. RANK	GAMES	SCHEDULE	OF SCHEDULE	RPI	RPI	RPI	RPI
DIV. I ONLY	1- 9	326	1- 8	269	309	334	334	32	32	
DIV. I NON-CONF.	1- 9	326	1- 9	267	310	332	332	33	33	
TOTALS	RPI 1-25	RPI 26-50	W-L RECORDS	RPI 51-100	RPI 101-150	RPI 150+				
1- 9	0- 0	0- 1	OVERALL	0- 0	0- 3	1- 5				
0- 6	0- 0	0- 1	HOME	0- 0	0- 2	0- 3				
1- 3	0- 0	0- 0	AWAY	0- 0	0- 0	1- 0				
0- 0	0- 0	0- 0	NEUTRAL	0- 0	0- 0	0- 0				
1- 9	0- 0	0- 1	NON-CONFERENCE	0- 0	0- 3	1- 5				
0- 6	0- 0	0- 1	HOME	0- 0	0- 2	0- 3				
1- 3	0- 0	0- 0	AWAY	0- 0	0- 1	1- 2				
0- 0	0- 0	0- 0	NEUTRAL	0- 0	0- 0	0- 0				
0- 0	0- 0	0- 0	CONFERENCE	0- 0	0- 0	0- 0				
0- 0	0- 0	0- 0	HOME	0- 0	0- 0	0- 0				
0- 0	0- 0	0- 0	AWAY	0- 0	0- 0	0- 0				
0- 0	0- 0	0- 0	NEUTRAL	0- 0	0- 0	0- 0				

RPI 1-25				RPI 26-50				RPI 51-100				RPI 101+				Team's RPI: 334	
RPI	S	Opponent	Score	RPI	S	Opponent	Score	RPI	S	Opponent	Score	RPI	S	Opponent	Score		
				29	H	Northwestern	48 102					109	H	DePaul	34 87		
												133	H	Western Mich.	43 73		
												137	A	Ill.-Chicago	44 70		
												230	A	Oakland	40 66		
												233	H	Western Ill.	55 90		
												253	H	IPFW	62 79		
												288	A	Milwaukee	47 69		
												290	H	Jackson St.	60 70		
												324	A	Bradley	62 59		
LAST 12 Division I GAMES:																	
				290	H	Jackson St.	60 70			288	A	Milwaukee	47 69				
				230	A	Oakland	40 66			324	A	Bradley	62 59				
				233	H	Western Ill.	55 90			137	A	Ill.-Chicago	44 70				
				29	H	Northwestern	48 102			109	H	DePaul	34 87				
										253	H	IPFW	62 79				
										133	H	Western Mich.	43 73				

Non-Div I Games: St. Joseph's (IN) 61 58

Chicago St.

■ Loss,
 ■ Non-Conf,
 ■ S Site,
 ■ H Home
 ■ A Away
 N Neutral

Average RPI Win:	226	WON-LOST	WINNING	LAST 10	STRENGTH OF	OPP. STRENGTH	TEAM	ADJ.	CONF.	ADJ CONF.
Average RPI Loss:	132	RECORD	PCT. RANK	GAMES	SCHEDULE	OF SCHEDULE	RPI	RPI	RPI	RPI
DIV. I ONLY	3- 9	281	0- 1	186	142	283	283	9	9	
DIV. I NON-CONF.	3- 8	264	0- 1	240	157	293	293	9	9	
TOTALS	RPI 1-25	RPI 26-50	W-L RECORDS	RPI 51-100	RPI 101-150	RPI 150+				
3- 9	0- 0	0- 2	OVERALL	0- 2	1- 1	2- 4				
3- 2	0- 0	0- 1	HOME	0- 0	1- 1	2- 0				
0- 5	0- 0	0- 0	AWAY	0- 2	0- 0	0- 3				
0- 2	0- 0	0- 1	NEUTRAL	0- 0	0- 0	0- 1				
3- 8	0- 0	0- 1	NON-CONFERENCE	0- 2	1- 1	2- 4				
3- 1	0- 0	0- 0	HOME	0- 0	1- 1	2- 0				
0- 5	0- 0	0- 0	AWAY	0- 2	0- 0	0- 3				
0- 2	0- 0	0- 1	NEUTRAL	0- 0	0- 0	0- 1				
0- 1	0- 0	0- 1	CONFERENCE	0- 0	0- 0	0- 0				
0- 1	0- 0	0- 1	HOME	0- 0	0- 0	0- 0				
0- 0	0- 0	0- 0	AWAY	0- 0	0- 0	0- 0				
0- 0	0- 0	0- 0	NEUTRAL	0- 0	0- 0	0- 0				

RPI 1-25				RPI 26-50				RPI 51-100				RPI 101+				Team's RPI: 283	
RPI	S	Opponent	Score	RPI	S	Opponent	Score	RPI	S	Opponent	Score	RPI	S	Opponent	Score		
				38	H	Tulane	50 60	77	A	UCLA	58 66	136	H	Xavier	71 72		
				50	N	Creighton	52 63	89	A	Iowa St.	54 85	146	H	Delaware	67 59		
												159	N	San Jose St.	54 79		
												202	A	Northern Ky.	52 66		
												209	A	UT Martin	61 62		
												231	A	Bowling Green	55 66		
												255	H	Detroit	70 38		
												276	H	Ark.-Pine Bluff	73 57		
LAST 12 Division I GAMES:																	
				159	N	San Jose St.	54 79	255	H	Detroit	70 38						
				38	H	Tulane	50 60	146	H	Delaware	67 59						
				50	N	Creighton	52 63	202	A	Northern Ky.	52 66						
				89	A	Iowa St.	54 85	136	H	Xavier	71 72						
				209	A	UT Martin	61 62	231	A	Bowling Green	55 66						
				276	H	Ark.-Pine Bluff	73 57	77	A	UCLA	58 66						

Non-Div I Games:

Cincinnati

■ Loss,
 ■ Non-Conf,
 S Site,
 ■ Home
 ■ Away
 N Neutral

Average RPI Win:	222	WON-LOST	WINNING	LAST 10	STRENGTH OF	OPP. STRENGTH	TEAM	ADJ.	CONF.	ADJ CONF.
Average RPI Loss:	30	RECORD	PCT. RANK	GAMES	SCHEDULE	OF SCHEDULE	RPI	RPI	RPI	RPI
DIV. I ONLY	7- 5	133	5- 5	51	127	96	96	2	2	
DIV. I NON-CONF.	7- 5	134	7- 5	54	126	100	100	2	2	
TOTALS	RPI 1-25	RPI 26-50	W-L RECORDS	RPI 51-100	RPI 101-150	RPI 150+				
7- 5	0- 3	0- 2	OVERALL	2- 0	0- 0	5- 0				
7- 0	0- 0	0- 0	HOME	2- 0	0- 0	5- 0				
0- 2	0- 2	0- 0	AWAY	0- 0	0- 0	0- 0				
0- 3	0- 1	0- 2	NEUTRAL	0- 0	0- 0	0- 0				
7- 5	0- 3	0- 2	NON-CONFERENCE	2- 0	0- 0	5- 0				
7- 0	0- 0	0- 0	HOME	2- 0	0- 0	5- 0				
0- 2	0- 2	0- 0	AWAY	0- 0	0- 0	0- 0				
0- 3	0- 1	0- 2	NEUTRAL	0- 0	0- 0	0- 0				
0- 0	0- 0	0- 0	CONFERENCE	0- 0	0- 0	0- 0				
0- 0	0- 0	0- 0	HOME	0- 0	0- 0	0- 0				
0- 0	0- 0	0- 0	AWAY	0- 0	0- 0	0- 0				
0- 0	0- 0	0- 0	NEUTRAL	0- 0	0- 0	0- 0				

RPI 1-25				RPI 26-50				RPI 51-100 Team's RPI: 96				RPI 101+			
RPI	S	Opponent	Score	RPI	S	Opponent	Score	RPI	S	Opponent	Score	RPI	S	Opponent	Score
11	A	South Carolina	41 99	43	N	Ohio St.	77 86	71	H	Furman	79 69	223	H	Troy	82 73
22	N	FGCU	61 86	49	N	Wichita St.	48 63	87	H	North Dakota	72 67	262	H	UNC Greensboro	80 51
25	A	Middle Tenn.	28 69									279	H	South Carolina St.	66 57
												301	H	Tennessee Tech	76 61
												329	H	Longwood	72 56
LAST 12 Division I GAMES:															
279	H	South Carolina St.	66 57	87	H	North Dakota	72 67	301	H	Tennessee Tech	76 61	25	A	Middle Tenn.	28 69
329	H	Longwood	72 56	49	N	Wichita St.	48 63	22	N	FGCU	61 86	43	N	Ohio St.	77 86
71	H	Furman	79 69												
11	A	South Carolina	41 99												
223	H	Troy	82 73												
262	H	UNC Greensboro	80 51												

Non-Div I Games:

Clemson

■ Loss,
■ Non-Conf, S Site,
■ Home
■ Away
N Neutral

Average RPI Win:	176	WON-LOST	WINNING	LAST 10	STRENGTH OF	OPP. STRENGTH	TEAM	ADJ.	CONF.	ADJ CONF.
Average RPI Loss:	153	RECORD	PCT. RANK	GAMES	SCHEDULE	OF SCHEDULE	RPI	RPI	RPI	RPI
DIV. I ONLY	6- 4	120	5- 4	228	130	138	138	13	13	
DIV. I NON-CONF.	6- 4	123	6- 4	230	129	138	138	13	13	
TOTALS	RPI 1-25	RPI 26-50	W-L RECORDS	RPI 51-100	RPI 101-150	RPI 150+				
6- 4	0- 0	0- 1	OVERALL	2- 0	1- 0	3- 3				
4- 1	0- 0	0- 0	HOME	2- 0	1- 0	1- 1				
2- 3	0- 0	0- 1	AWAY	0- 0	0- 0	2- 2				
0- 0	0- 0	0- 0	NEUTRAL	0- 0	0- 0	0- 0				
6- 4	0- 0	0- 1	NON-CONFERENCE	2- 0	1- 0	3- 3				
4- 1	0- 0	0- 0	HOME	2- 0	1- 0	1- 1				
2- 3	0- 0	0- 1	AWAY	0- 0	0- 0	2- 2				
0- 0	0- 0	0- 0	NEUTRAL	0- 0	0- 0	0- 0				
0- 0	0- 0	0- 0	CONFERENCE	0- 0	0- 0	0- 0				
0- 0	0- 0	0- 0	HOME	0- 0	0- 0	0- 0				
0- 0	0- 0	0- 0	AWAY	0- 0	0- 0	0- 0				
0- 0	0- 0	0- 0	NEUTRAL	0- 0	0- 0	0- 0				

RPI 1-25				RPI 26-50				RPI 51-100				RPI 101+				Team's RPI: 138	
RPI	S	Opponent	Score	RPI	S	Opponent	Score	RPI	S	Opponent	Score	RPI	S	Opponent	Score		
				37	A	Minnesota	76 93	65	H	Toledo	81 71	129	H	Belmont	89 86		
								79	H	East Carolina	59 57	163	A	Eastern Mich.	68 71		
												170	A	Morehead St.	80 72		
												195	H	Niagara	58 76		
												218	A	Fla. Atlantic	74 79		
												292	H	Kent St.	69 67		
												322	A	FIU	73 65		
LAST 12 Division I GAMES:																	
				170	A	Morehead St.	80 72	129	H	Belmont	89 86						
				195	H	Niagara	58 76	292	H	Kent St.	69 67						
				37	A	Minnesota	76 93	79	H	East Carolina	59 57						
				65	H	Toledo	81 71	163	A	Eastern Mich.	68 71						
								322	A	FIU	73 65						
								218	A	Fla. Atlantic	74 79						

Non-Div I Games: Notre Dame (OH) 83 67

Cleveland St.

■ Loss,
 ■ Non-Conf, S Site,
 ■ Home
 ■ Away
 N Neutral

Average RPI Win:	275	WON-LOST	WINNING	LAST 10	STRENGTH OF	OPP. STRENGTH	TEAM	ADJ.	CONF.	ADJ CONF.
Average RPI Loss:	142	RECORD	PCT. RANK	GAMES	SCHEDULE	OF SCHEDULE	RPI	RPI	RPI	RPI
DIV. I ONLY	3- 3	153	3- 3	337	113	282	282	30	30	
DIV. I NON-CONF.	2- 3	200	2- 3	336	125	327	327	30	30	
TOTALS	RPI 1-25	RPI 26-50	W-L RECORDS	RPI 51-100	RPI 101-150	RPI 150+				
3- 3	0- 0	0- 0	OVERALL	0- 1	0- 1	3- 1				
2- 1	0- 0	0- 0	HOME	0- 0	0- 1	2- 0				
1- 1	0- 0	0- 0	AWAY	0- 1	0- 0	1- 0				
0- 1	0- 0	0- 0	NEUTRAL	0- 0	0- 0	0- 1				
2- 3	0- 0	0- 0	NON-CONFERENCE	0- 1	0- 1	2- 1				
2- 1	0- 0	0- 0	HOME	0- 0	0- 1	2- 0				
0- 1	0- 0	0- 0	AWAY	0- 1	0- 0	0- 0				
0- 1	0- 0	0- 0	NEUTRAL	0- 0	0- 0	0- 1				
1- 0	0- 0	0- 0	CONFERENCE	0- 0	0- 0	1- 0				
0- 0	0- 0	0- 0	HOME	0- 0	0- 0	0- 0				
1- 0	0- 0	0- 0	AWAY	0- 0	0- 0	1- 0				
0- 0	0- 0	0- 0	NEUTRAL	0- 0	0- 0	0- 0				

RPI 1-25			RPI 26-50			RPI 51-100			RPI 101+			Team's RPI: 282
RPI	S	Opponent	Score	RPI	S	Opponent	Score	RPI	S	Opponent	Score	
						71 A Furman	56 90			103 H Marshall	65 77	
										244 A Radford	75 42	
										251 N Saint Francis (PA)	72 75	
										253 H IPFW	90 63	
										327 H N.C. Central	67 52	
LAST 12 Division I GAMES:												
						251 N Saint Francis (PA)	72 75			103 H Marshall	65 77	
						327 H N.C. Central	67 52			253 H IPFW	90 63	
						244 A Radford	75 42					
						71 A Furman	56 90					

Non-Div I Games: Barber-Scotia 121 32 UNC Pembroke 64 48 Johnson & Wales (NC) 113 34 Pfeiffer 69 62 Coastal Caro.

Average RPI Win:	158	WON-LOST	WINNING	LAST 10	STRENGTH OF	OPP. STRENGTH	TEAM	ADJ.	CONF.	ADJ CONF.
Average RPI Loss:	137	RECORD	PCT. RANK	GAMES	SCHEDULE	OF SCHEDULE	RPI	RPI	RPI	RPI
DIV. I ONLY	1- 9	326	0- 1	19	271	238	238	11	11	
DIV. I NON-CONF.	1- 9	326	0- 1	21	271	241	241	11	11	
TOTALS	RPI 1-25	RPI 26-50	W-L RECORDS	RPI 51-100	RPI 101-150	RPI 150+				
1- 9	0- 1	0- 2	OVERALL	0- 2	0- 0	1- 4				
1- 1	0- 0	0- 0	HOME	0- 0	0- 0	1- 1				
0- 5	0- 0	0- 1	AWAY	0- 2	0- 0	0- 2				
0- 3	0- 1	0- 1	NEUTRAL	0- 0	0- 0	0- 1				
1- 9	0- 1	0- 2	NON-CONFERENCE	0- 2	0- 0	1- 4				
1- 1	0- 0	0- 0	HOME	0- 0	0- 0	1- 1				
0- 5	0- 0	0- 1	AWAY	0- 2	0- 0	0- 2				
0- 3	0- 1	0- 1	NEUTRAL	0- 0	0- 0	0- 1				
0- 0	0- 0	0- 0	CONFERENCE	0- 0	0- 0	0- 0				
0- 0	0- 0	0- 0	HOME	0- 0	0- 0	0- 0				
0- 0	0- 0	0- 0	AWAY	0- 0	0- 0	0- 0				
0- 0	0- 0	0- 0	NEUTRAL	0- 0	0- 0	0- 0				

RPI 1-25				RPI 26-50				RPI 51-100				RPI 101+ Team's RPI: 238			
RPI	S	Opponent	Score	RPI	S	Opponent	Score	RPI	S	Opponent	Score	RPI	S	Opponent	Score
2	N	UConn	24 85	32	A	South Fla.	47 67	56	A	Kennesaw St.	61 68	158	H	Mercer	72 59
				37	N	Minnesota	50 74	79	A	East Carolina	55 68	205	N	Villanova	41 60
												262	H	UNC Greensboro	68 70
												278	A	George Mason	61 71
												279	A	South Carolina St.	51 60
LAST 12 Division I GAMES:															
				37	N	Minnesota	50 74	205	N	Villanova	41 60				
				2	N	UConn	24 85	279	A	South Carolina St.	51 60				
				278	A	George Mason	61 71	158	H	Mercer	72 59				
				79	A	East Carolina	55 68	32	A	South Fla.	47 67				
				262	H	UNC Greensboro	68 70								
				56	A	Kennesaw St.	61 68								

Non-Div I Games:

Col. of Charleston

■ Loss,
 ■ Non-Conf,
 ■ S Site,
 ■ H Home
 ■ A Away
 N Neutral

Average RPI Win: 285	WON-LOST	WINNING	LAST 10	STRENGTH OF	OPP. STRENGTH	TEAM	ADJ.	CONF.	ADJ CONF.
Average RPI Loss: 130	RECORD	PCT. RANK	GAMES	SCHEDULE	OF SCHEDULE	RPI	RPI	RPI	RPI
DIV. I ONLY	1- 10	332	1- 9	125	235	296	296	20	20
DIV. I NON-CONF.	1- 10	332	1- 10	131	235	300	300	21	21
TOTALS	RPI 1-25	RPI 26-50	W-L RECORDS	RPI 51-100	RPI 101-150	RPI 150+			
1- 10	0- 0	0- 1	OVERALL	0- 3	0- 2	1- 4			
1- 3	0- 0	0- 0	HOME	0- 0	0- 1	1- 2			
0- 7	0- 0	0- 1	AWAY	0- 3	0- 1	0- 2			
0- 0	0- 0	0- 0	NEUTRAL	0- 0	0- 0	0- 0			
1- 10	0- 0	0- 1	NON-CONFERENCE	0- 3	0- 2	1- 4			
1- 3	0- 0	0- 0	HOME	0- 0	0- 1	1- 2			
0- 7	0- 0	0- 1	AWAY	0- 3	0- 1	0- 2			
0- 0	0- 0	0- 0	NEUTRAL	0- 0	0- 0	0- 0			
0- 0	0- 0	0- 0	CONFERENCE	0- 0	0- 0	0- 0			
0- 0	0- 0	0- 0	HOME	0- 0	0- 0	0- 0			
0- 0	0- 0	0- 0	AWAY	0- 0	0- 0	0- 0			
0- 0	0- 0	0- 0	NEUTRAL	0- 0	0- 0	0- 0			

RPI S	Opponent	Score	RPI S	Opponent	Score	RPI S	Opponent	Score	RPI S	Opponent	Score	Team's RPI: 296
46	A Georgia	35 66	52	A Rutgers	44 60	111	H Albany (NY)	48 67	112	A Harvard	53 68	
			80	A Drexel	51 59	155	A Siena	68 80	161	H Cornell	66 74	
			91	A St. Bonaventure	49 65	197	A Monmouth	62 82	285	H Binghamton	74 55	
						292	H Kent St.	61 62				
LAST 12 Division I GAMES:												
52	A Rutgers	44 60	155	A Siena	68 80							
46	A Georgia	35 66	292	H Kent St.	61 62							
80	A Drexel	51 59	197	A Monmouth	62 82							
161	H Cornell	66 74	285	H Binghamton	74 55							
112	A Harvard	53 68	111	H Albany (NY)	48 67							
			91	A St. Bonaventure	49 65							

Non-Div I Games:

Colgate

Average RPI Win:	185	WON-LOST	WINNING	LAST 10	STRENGTH OF	OPP. STRENGTH	TEAM	ADJ.	CONF.	ADJ CONF.
Average RPI Loss:	42	RECORD	PCT. RANK	GAMES	SCHEDULE	OF SCHEDULE	RPI	RPI	RPI	RPI
DIV. I ONLY	7- 3	76	2- 1	59	150	62	62	4	4	
DIV. I NON-CONF.	7- 3	82	2- 1	65	150	63	63	4	4	
TOTALS	RPI 1-25	RPI 26-50	W-L RECORDS	RPI 51-100	RPI 101-150	RPI 150+				
7- 3	0- 2	0- 0	OVERALL	2- 1	1- 0	4- 0				
6- 1	0- 1	0- 0	HOME	2- 0	1- 0	3- 0				
1- 2	0- 1	0- 0	AWAY	0- 1	0- 0	1- 0				
0- 0	0- 0	0- 0	NEUTRAL	0- 0	0- 0	0- 0				
7- 3	0- 2	0- 0	NON-CONFERENCE	2- 1	1- 0	4- 0				
6- 1	0- 1	0- 0	HOME	2- 0	1- 0	3- 0				
1- 2	0- 1	0- 0	AWAY	0- 1	0- 0	1- 0				
0- 0	0- 0	0- 0	NEUTRAL	0- 0	0- 0	0- 0				
0- 0	0- 0	0- 0	CONFERENCE	0- 0	0- 0	0- 0				
0- 0	0- 0	0- 0	HOME	0- 0	0- 0	0- 0				
0- 0	0- 0	0- 0	AWAY	0- 0	0- 0	0- 0				
0- 0	0- 0	0- 0	NEUTRAL	0- 0	0- 0	0- 0				

RPI 1-25				RPI 26-50				RPI 51-100 Team's RPI: 62				RPI 101+			
RPI	S	Opponent	Score	RPI	S	Opponent	Score	RPI	S	Opponent	Score	RPI	S	Opponent	Score
14	A	Iowa	63 78					82	H	Arkansas St.	80 69	144	H	Colorado St.	87 81
19	H	Western Ky.	78 79					87	H	North Dakota	68 59	159	H	San Jose St.	97 89
								93	A	Missouri	50 53	236	H	Wyoming	76 71
												249	H	Missouri St.	87 59
												340	A	Denver	77 49
LAST 12 Division I GAMES:															
82	H	Arkansas St.	80 69	19	H	Western Ky.	78 79	144	H	Colorado St.	87 81	236	H	Wyoming	76 71
249	H	Missouri St.	87 59	87	H	North Dakota	68 59	93	A	Missouri	50 53	14	A	Iowa	63 78
340	A	Denver	77 49					159	H	San Jose St.	97 89				

Non-Div I Games:

Colorado

■ Loss,
 ■ Non-Conf, S Site,
 ■ Home
 ■ Away
 N Neutral

Average RPI Win:	242	WON-LOST	WINNING	LAST 10	STRENGTH OF	OPP. STRENGTH	TEAM	ADJ.	CONF.	ADJ CONF.
Average RPI Loss:	100	RECORD	PCT. RANK	GAMES	SCHEDULE	OF SCHEDULE	RPI	RPI	RPI	RPI
DIV. I ONLY	6- 3	89	6- 2	245	204	144	144	19	19	
DIV. I NON-CONF.	6- 3	92	6- 3	246	203	145	145	20	20	
TOTALS	RPI 1-25	RPI 26-50	W-L RECORDS	RPI 51-100	RPI 101-150	RPI 150+				
6- 3	0- 0	0- 0	OVERALL	0- 2	1- 1	5- 0				
4- 1	0- 0	0- 0	HOME	0- 0	0- 1	4- 0				
1- 2	0- 0	0- 0	AWAY	0- 2	1- 0	0- 0				
1- 0	0- 0	0- 0	NEUTRAL	0- 0	0- 0	1- 0				
6- 3	0- 0	0- 0	NON-CONFERENCE	0- 2	1- 1	5- 0				
4- 1	0- 0	0- 0	HOME	0- 0	0- 1	4- 0				
1- 2	0- 0	0- 0	AWAY	0- 2	1- 0	0- 0				
1- 0	0- 0	0- 0	NEUTRAL	0- 0	0- 0	1- 0				
0- 0	0- 0	0- 0	CONFERENCE	0- 0	0- 0	0- 0				
0- 0	0- 0	0- 0	HOME	0- 0	0- 0	0- 0				
0- 0	0- 0	0- 0	AWAY	0- 0	0- 0	0- 0				
0- 0	0- 0	0- 0	NEUTRAL	0- 0	0- 0	0- 0				

RPI 1-25			RPI 26-50			RPI 51-100			RPI 101+			Team's RPI: 144
RPI	S	Opponent	Score	RPI	S	Opponent	Score	RPI	S	Opponent	Score	
						62 A Colorado	81 87	128 A Drake			69 56	
						98 A BYU	58 69	140 H Hawaii			58 63	
								184 N TCU			76 62	
								218 H Fla. Atlantic			59 46	
								264 H Cal Poly			65 63	
								318 H Illinois St.			70 49	
								340 H Denver			81 61	
LAST 12 Division I GAMES:												
264	H	Cal Poly	65 63	98	A	BYU	58 69					
218	H	Fla. Atlantic	59 46	128	A	Drake	69 56					
340	H	Denver	81 61	62	A	Colorado	81 87					
				184	N	TCU	76 62					
				318	H	Illinois St.	70 49					
				140	H	Hawaii	58 63					

Non-Div I Games: South Dakota Mines 75 39 Colorado Mines 99 45

Colorado St.

[illegible]

Columbia

Average RPI Win:	0	WON-LOST	WINNING	LAST 10	STRENGTH OF	OPP. STRENGTH	TEAM	ADJ.	CONF.	ADJ CONF.
Average RPI Loss:	146	RECORD	PCT. RANK	GAMES	SCHEDULE	OF SCHEDULE	RPI	RPI	RPI	RPI
DIV. I ONLY	0- 10	338	0- 9	62	276	295	295	33	33	
DIV. I NON-CONF.	0- 10	334	0- 10	68	276	298	298	31	31	
TOTALS	RPI 1-25	RPI 26-50	W-L RECORDS	RPI 51-100	RPI 101-150	RPI 150+				
0- 10	0- 0	0- 3	OVERALL	0- 1	0- 2	0- 4				
0- 3	0- 0	0- 1	HOME	0- 0	0- 1	0- 1				
0- 7	0- 0	0- 2	AWAY	0- 1	0- 1	0- 3				
0- 0	0- 0	0- 0	NEUTRAL	0- 0	0- 0	0- 0				
0- 10	0- 0	0- 3	NON-CONFERENCE	0- 1	0- 2	0- 4				
0- 3	0- 0	0- 1	HOME	0- 0	0- 1	0- 1				
0- 7	0- 0	0- 2	AWAY	0- 1	0- 1	0- 3				
0- 0	0- 0	0- 0	NEUTRAL	0- 0	0- 0	0- 0				
0- 0	0- 0	0- 0	CONFERENCE	0- 0	0- 0	0- 0				
0- 0	0- 0	0- 0	HOME	0- 0	0- 0	0- 0				
0- 0	0- 0	0- 0	AWAY	0- 0	0- 0	0- 0				
0- 0	0- 0	0- 0	NEUTRAL	0- 0	0- 0	0- 0				

RPI	S	Opponent	Score	RPI	S	Opponent	Score	RPI	S	Opponent	Score	RPI	S	Opponent	Score	Team's RPI: 295
39	A	West Virginia	43 83	69	A	North Carolina St.	61 81	124	H	VCU	52 63	134	A	Miami (FL)	54 70	
41	H	Maryland	51 110					160	A	Wake Forest	54 65	193	H	Robert Morris	58 75	
46	A	Georgia	29 49					313	A	UMBC	65 78	341	A	Mt. St. Mary's	65 81	
LAST 12 Division I GAMES:																
41	H	Maryland	51 110	124	H	VCU	52 63	134	A	Miami (FL)	54 70	160	A	Wake Forest	54 65	
341	A	Mt. St. Mary's	65 81	313	A	UMBC	65 78	39	A	West Virginia	43 83	69	A	North Carolina St.	61 81	
46	A	Georgia	29 49													
193	H	Robert Morris	58 75													

Non-Div I Games: Virginia Union 68 54

Coppin St.

Average RPI Win: 203	WON-LOST	WINNING	LAST 10	STRENGTH OF	OPP. STRENGTH	TEAM	ADJ.	CONF.	ADJ CONF.
Average RPI Loss: 107	RECORD	PCT. RANK	GAMES	SCHEDULE	OF SCHEDULE	RPI	RPI	RPI	RPI
DIV. I ONLY	6- 5	146	6- 4	243	93	161	161	10	10
DIV. I NON-CONF.	6- 5	147	6- 5	243	97	163	163	10	10
TOTALS	RPI 1-25	RPI 26-50	W-L RECORDS	RPI 51-100	RPI 101-150	RPI 150+			
6- 5	0- 0	0- 0	OVERALL	0- 3	2- 1	4- 1			
3- 2	0- 0	0- 0	HOME	0- 0	2- 1	1- 1			
3- 3	0- 0	0- 0	AWAY	0- 3	0- 0	3- 0			
0- 0	0- 0	0- 0	NEUTRAL	0- 0	0- 0	0- 0			
6- 5	0- 0	0- 0	NON-CONFERENCE	0- 3	2- 1	4- 1			
3- 2	0- 0	0- 0	HOME	0- 0	2- 1	1- 1			
3- 3	0- 0	0- 0	AWAY	0- 3	0- 0	3- 0			
0- 0	0- 0	0- 0	NEUTRAL	0- 0	0- 0	0- 0			
0- 0	0- 0	0- 0	CONFERENCE	0- 0	0- 0	0- 0			
0- 0	0- 0	0- 0	HOME	0- 0	0- 0	0- 0			
0- 0	0- 0	0- 0	AWAY	0- 0	0- 0	0- 0			
0- 0	0- 0	0- 0	NEUTRAL	0- 0	0- 0	0- 0			

RPI 1-25				RPI 26-50				RPI 51-100				RPI 101+				Team's RPI: 161	
RPI	S	Opponent	Score	RPI	S	Opponent	Score	RPI	S	Opponent	Score	RPI	S	Opponent	Score		
								64	A	Syracuse	59	76	103	H	Marshall	58	49
								80	A	Drexel	53	62	118	H	Hartford	46	48
								95	A	Bucknell	51	59	150	H	Bryant	66	64
													153	A	Fairfield	58	47
													176	H	Buffalo	58	65
													193	H	Robert Morris	70	59
													296	A	Colgate	74	66
													320	A	Loyola Maryland	79	61
LAST 12 Division I GAMES:																	
150	H	Bryant	66	64	64	A	Syracuse	59	76								
176	H	Buffalo	58	65	320	A	Loyola Maryland	79	61								
95	A	Bucknell	51	59	193	H	Robert Morris	70	59								
103	H	Marshall	58	49	80	A	Drexel	53	62								
153	A	Fairfield	58	47	118	H	Hartford	46	48								
296	A	Colgate	74	66													

Non-Div I Games:

Cornell

Average RPI Win:	170	WON-LOST	WINNING	LAST 10	STRENGTH OF	OPP. STRENGTH	TEAM	ADJ.	CONF.	ADJ CONF.
Average RPI Loss:	20	RECORD	PCT. RANK	GAMES	SCHEDULE	OF SCHEDULE	RPI	RPI	RPI	RPI
DIV. I ONLY	7- 5	133	6- 4	17	24	50	50	7	7	
DIV. I NON-CONF.	7- 4	107	7- 4	33	22	40	40	7	7	
TOTALS	RPI 1-25	RPI 26-50	W-L RECORDS	RPI 51-100	RPI 101-150	RPI 150+				
7- 5	0- 4	0- 1	OVERALL	2- 0	2- 0	3- 0				
4- 2	0- 2	0- 0	HOME	1- 0	1- 0	2- 0				
2- 3	0- 2	0- 1	AWAY	1- 0	1- 0	0- 0				
1- 0	0- 0	0- 0	NEUTRAL	0- 0	0- 0	1- 0				
7- 4	0- 3	0- 1	NON-CONFERENCE	2- 0	2- 0	3- 0				
4- 1	0- 1	0- 0	HOME	1- 0	1- 0	2- 0				
2- 3	0- 2	0- 1	AWAY	1- 0	1- 0	0- 0				
1- 0	0- 0	0- 0	NEUTRAL	0- 0	0- 0	1- 0				
0- 1	0- 1	0- 0	CONFERENCE	0- 0	0- 0	0- 0				
0- 1	0- 1	0- 0	HOME	0- 0	0- 0	0- 0				
0- 0	0- 0	0- 0	AWAY	0- 0	0- 0	0- 0				
0- 0	0- 0	0- 0	NEUTRAL	0- 0	0- 0	0- 0				

RPI 1-25				RPI 26-50				Team's RPI: 50				RPI 51-100				RPI 101+			
RPI	S	Opponent	Score	RPI	S	Opponent	Score	RPI	S	Opponent	Score	RPI	S	Opponent	Score	RPI	S	Opponent	Score
2	A	UConn	60 96	49	A	Wichita St.	56 65	57	A	South Dakota St.	88 81	102	A	UNI	58 56				
6	H	Nebraska	57 60					83	H	Kansas	84 81	128	H	Drake	93 71				
21	H	Seton Hall	74 79									221	H	Utah	64 56				
23	A	California	69 94									283	N	Cincinnati	63 52				
												317	H	Omaha	67 50				
LAST 12 Division I GAMES:																			
102	A	UNI	58 56	83	H	Kansas	84 81												
21	H	Seton Hall	74 79	317	H	Omaha	67 50												
23	A	California	69 94	128	H	Drake	93 71												
283	N	Cincinnati	63 52	6	H	Nebraska	57 60												
2	A	UConn	60 96	57	A	South Dakota St.	88 81												
221	H	Utah	64 56	49	A	Wichita St.	56 65												

Non-Div I Games:

Creighton

■ Loss,
 ■ Non-Conf, S Site,
 ■ Home
 ■ Away
 N Neutral

Average RPI Win:	225	WON-LOST	WINNING	LAST 10	STRENGTH OF	OPP. STRENGTH	TEAM	ADJ.	CONF.	ADJ CONF.
Average RPI Loss:	153	RECORD	PCT. RANK	GAMES	SCHEDULE	OF SCHEDULE	RPI	RPI	RPI	RPI
DIV. I ONLY	7- 5	133	5- 5	260	222	141	141	10	10	
DIV. I NON-CONF.	7- 5	134	7- 5	258	220	142	142	10	10	
TOTALS	RPI 1-25	RPI 26-50	W-L RECORDS	RPI 51-100	RPI 101-150	RPI 150+				
7- 5	0- 0	0- 0	OVERALL	0- 2	1- 1	6- 2				
4- 0	0- 0	0- 0	HOME	0- 0	1- 0	3- 0				
2- 5	0- 0	0- 0	AWAY	0- 2	0- 1	2- 2				
1- 0	0- 0	0- 0	NEUTRAL	0- 0	0- 0	1- 0				
7- 5	0- 0	0- 0	NON-CONFERENCE	0- 2	1- 1	6- 2				
4- 0	0- 0	0- 0	HOME	0- 0	1- 0	3- 0				
2- 5	0- 0	0- 0	AWAY	0- 2	0- 1	2- 2				
1- 0	0- 0	0- 0	NEUTRAL	0- 0	0- 0	1- 0				
0- 0	0- 0	0- 0	CONFERENCE	0- 0	0- 0	0- 0				
0- 0	0- 0	0- 0	HOME	0- 0	0- 0	0- 0				
0- 0	0- 0	0- 0	AWAY	0- 0	0- 0	0- 0				
0- 0	0- 0	0- 0	NEUTRAL	0- 0	0- 0	0- 0				

RPI 1-25			RPI 26-50			RPI 51-100			RPI 101+			Team's RPI: 141
RPI	S	Opponent	Score	RPI	S	Opponent	Score	RPI	S	Opponent	Score	
						94 A Maine	38 53	102 A UNI			46 62	
						97 A San Diego	53 78	118 H Hartford			49 43	
								174 A New Hampshire			44 60	
								195 A Niagara			76 70	
								219 H Loyola Chicago			70 58	
								239 H NJIT			68 63	
								247 H Holy Cross			69 53	
								264 A Cal Poly			74 61	
								292 N Kent St.			60 49	
								300 A Vermont			63 68	
LAST 12 Division I GAMES:												
						94 A Maine	38 53	195 A Niagara			76 70	
						300 A Vermont	63 68	219 H Loyola Chicago			70 58	
						118 H Hartford	49 43	174 A New Hampshire			44 60	
						97 A San Diego	53 78	102 A UNI			46 62	
						292 N Kent St.	60 49	247 H Holy Cross			69 53	
						264 A Cal Poly	74 61	239 H NJIT			68 63	

Non-Div I Games:

Dartmouth

 Loss,
 Non-Conf,
 S Site,
 H Home
 A Away
N Neutral

Davidson

Through Games Of Dec. 28, 2014

Average RPI Win:	234	WON-LOST	WINNING	LAST 10	STRENGTH OF	OPP. STRENGTH	TEAM	ADJ.	CONF.	ADJ CONF.
Average RPI Loss:	99	RECORD	PCT. RANK	GAMES	SCHEDULE	OF SCHEDULE	RPI	RPI	RPI	RPI
DIV. I ONLY	4- 8	238	4- 6	87	156	171	171	6	6	
DIV. I NON-CONF.	4- 8	238	4- 8	89	155	172	172	6	6	
TOTALS	RPI 1-25	RPI 26-50	W-L RECORDS	RPI 51-100	RPI 101-150	RPI 150+				
4- 8	0- 1	0- 1	OVERALL	0- 3	2- 1	2- 2				
2- 3	0- 1	0- 1	HOME	0- 0	1- 0	1- 1				
2- 5	0- 0	0- 0	AWAY	0- 3	1- 1	1- 1				
0- 0	0- 0	0- 0	NEUTRAL	0- 0	0- 0	0- 0				
4- 8	0- 1	0- 1	NON-CONFERENCE	0- 3	2- 1	2- 2				
2- 3	0- 1	0- 1	HOME	0- 0	1- 0	1- 1				
2- 5	0- 0	0- 0	AWAY	0- 3	1- 1	1- 1				
0- 0	0- 0	0- 0	NEUTRAL	0- 0	0- 0	0- 0				
0- 0	0- 0	0- 0	CONFERENCE	0- 0	0- 0	0- 0				
0- 0	0- 0	0- 0	HOME	0- 0	0- 0	0- 0				
0- 0	0- 0	0- 0	AWAY	0- 0	0- 0	0- 0				
0- 0	0- 0	0- 0	NEUTRAL	0- 0	0- 0	0- 0				

RPI 1-25				RPI 26-50				RPI 51-100				RPI 101+ Team's RPI: 171			
RPI	S	Opponent	Score	RPI	S	Opponent	Score	RPI	S	Opponent	Score	RPI	S	Opponent	Score
8	H	James Madison	57 73	42	H	Southern California	64 99	52	A	Rutgers	44 100	127	A	Virginia	67 57
								69	A	North Carolina St.	66 82	130	A	Winthrop	60 75
								71	A	Furman	60 67	147	H	High Point	76 57
												200	A	Charlotte	51 86
												219	H	N.C. A&T	57 62
												321	A	Gardner-Webb	68 67
												341	H	Mt. St. Mary's	67 62
LAST 12 Division I GAMES:															
8	H	James Madison	57 73	127	A	Virginia	67 57	52	A	Rutgers	44 100	130	A	Winthrop	60 75
219	H	N.C. A&T	57 62	200	A	Charlotte	51 86	69	A	North Carolina St.	66 82	42	H	Southern California	64 99
52	A	Rutgers	44 100	71	A	Furman	60 67	147	H	High Point	76 57	321	A	Gardner-Webb	68 67

Non-Div I Games:

Davidson

■ Loss,
 ■ Non-Conf, S Site,
 ■ Home
 ■ Away
 N Neutral

Average RPI Loss: 39

Average RPI Win:	105	WON-LOST	WINNING	LAST 10	STRENGTH OF	OPP. STRENGTH	TEAM	ADJ.	CONF.	ADJ CONF.
Average RPI Loss:	39	RECORD	PCT. RANK	GAMES	SCHEDULE	OF SCHEDULE	RPI	RPI	RPI	RPI
DIV. I ONLY		8- 3	68	8- 2	10	9	5	5	6	6
DIV. I NON-CONF.		8- 3	71	8- 3	11	9	5	5	6	6
TOTALS	RPI 1-25		RPI 26-50		W-L RECORDS	RPI 51-100	RPI 101-150		RPI 150+	
8- 3	1- 1		1- 1		OVERALL	3- 1	0- 0		3- 0	
5- 0	1- 0		1- 0		HOME	2- 0	0- 0		1- 0	
2- 3	0- 1		0- 1		AWAY	1- 1	0- 0		1- 0	
1- 0	0- 0		0- 0		NEUTRAL	0- 0	0- 0		1- 0	
8- 3	1- 1		1- 1		NON-CONFERENCE	3- 1	0- 0		3- 0	
5- 0	1- 0		1- 0		HOME	2- 0	0- 0		1- 0	
2- 3	0- 1		0- 1		AWAY	1- 1	0- 0		1- 0	
1- 0	0- 0		0- 0		NEUTRAL	0- 0	0- 0		1- 0	
0- 0	0- 0		0- 0		CONFERENCE	0- 0	0- 0		0- 0	
0- 0	0- 0		0- 0		HOME	0- 0	0- 0		0- 0	
0- 0	0- 0		0- 0		AWAY	0- 0	0- 0		0- 0	
0- 0	0- 0		0- 0		NEUTRAL	0- 0	0- 0		0- 0	

RPI 1-25					
RPI	S	Opponent	Score		
9	H	Green Bay	72	66	
14	A	Iowa	83	90	
Team's RPI: 5					
RPI 26-50					
RPI	S	Opponent	Score		
40	H	Purdue	63	61	
48	A	Gonzaga	65	75	
RPI 51-100					
RPI	S	Opponent	Score		
53	A	Vanderbilt	71	67	
54	A	Washington St.	60	76	
65	H	Toledo	79	57	
84	H	Central Mich.	86	76	
RPI 101+					
RPI	S	Opponent	Score		
185	A	Wright St.	79	76	
194	H	Providence	72	56	
209	N	UT Martin	78	47	
LAST 12 Division I GAMES:					
40	H	Purdue	63	61	
185	A	Wright St.	79	76	
194	H	Providence	72	56	
14	A	Iowa	83	90	
209	N	UT Martin	78	47	
48	A	Gonzaga	65	75	
9	H	Green Bay	72	66	
53	A	Vanderbilt	71	67	
84	H	Central Mich.	86	76	
65	H	Toledo	79	57	
54	A	Washington St.	60	76	

Non-Div I Games:

Dayton

■ Loss, ■ Non-Conf, S Site, H Home A Away N Neutral

Average RPI Win:	211	WON-LOST	WINNING	LAST 10	STRENGTH OF	OPP. STRENGTH	TEAM	ADJ.	CONF.	ADJ CONF.
Average RPI Loss:	17	RECORD	PCT. RANK	GAMES	SCHEDULE	OF SCHEDULE	RPI	RPI	RPI	RPI
DIV. I ONLY	9- 4	87	7- 3	203	11	109	109	7	7	
DIV. I NON-CONF.	8- 4	92	8- 3	184	11	109	109	7	7	
TOTALS	RPI 1-25	RPI 26-50	W-L RECORDS	RPI 51-100	RPI 101-150	RPI 150+				
9- 4	0- 2	0- 2	OVERALL	2- 0	1- 0	6- 0				
6- 3	0- 1	0- 2	HOME	2- 0	1- 0	3- 0				
3- 1	0- 1	0- 0	AWAY	0- 0	0- 0	3- 0				
0- 0	0- 0	0- 0	NEUTRAL	0- 0	0- 0	0- 0				
8- 4	0- 2	0- 2	NON-CONFERENCE	2- 0	1- 0	5- 0				
5- 3	0- 1	0- 2	HOME	2- 0	1- 0	2- 0				
3- 1	0- 1	0- 0	AWAY	0- 0	0- 0	3- 0				
0- 0	0- 0	0- 0	NEUTRAL	0- 0	0- 0	0- 0				
1- 0	0- 0	0- 0	CONFERENCE	0- 0	0- 0	1- 0				
1- 0	0- 0	0- 0	HOME	0- 0	0- 0	1- 0				
0- 0	0- 0	0- 0	AWAY	0- 0	0- 0	0- 0				
0- 0	0- 0	0- 0	NEUTRAL	0- 0	0- 0	0- 0				

RPI 1-25				RPI 26-50				RPI 51-100				RPI 101+ Team's RPI: 109			
RPI	S	Opponent	Score	RPI	S	Opponent	Score	RPI	S	Opponent	Score	RPI	S	Opponent	Score
1	H	Notre Dame	93 94	29	H	Northwestern	91 97	57	H	South Dakota St.	84 62	149	H	Tex.-Pan American	93 70
2	A	UConn	64 98	34	H	Texas A&M	68 76	66	H	Hampton	86 67	203	H	Butler	92 76
												219	A	Loyola Chicago	109 84
												225	H	New Mexico	97 59
												318	A	Illinois St.	99 62
												324	H	Bradley	101 77
												334	A	Chicago St.	87 34
LAST 12 Division I GAMES:															
334	A	Chicago St.	87 34	318	A	Illinois St.	99 62	66	A	Hampton	86 67	2	A	UConn	64 98
203	H	Butler	92 76	57	H	South Dakota St.	84 62	219	A	Loyola Chicago	109 84	1	H	Notre Dame	93 94
29	H	Northwestern	91 97	149	H	Tex.-Pan American	93 70								
57	H	South Dakota St.	84 62												
324	H	Bradley	101 77												
225	H	New Mexico	97 59												

Non-Div I Games:

DePaul

Delaware

Through Games Of Dec. 28, 2014

Average RPI Win:	180	WON-LOST	WINNING	LAST 10	STRENGTH OF	OPP. STRENGTH	TEAM	ADJ.	CONF.	ADJ CONF.
Average RPI Loss:	139	RECORD	PCT. RANK	GAMES	SCHEDULE	OF SCHEDULE	RPI	RPI	RPI	RPI
DIV. I ONLY	4- 6	205	4- 6	65	275	146	146	11	11	
DIV. I NON-CONF.	4- 6	200	4- 6	72	275	147	147	11	11	
TOTALS	RPI 1-25	RPI 26-50	W-L RECORDS	RPI 51-100	RPI 101-150	RPI 150+				
4- 6	0- 1	0- 0	OVERALL	1- 1	1- 2	2- 2				
2- 2	0- 1	0- 0	HOME	1- 0	1- 1	0- 0				
2- 3	0- 0	0- 0	AWAY	0- 1	0- 1	2- 1				
0- 1	0- 0	0- 0	NEUTRAL	0- 0	0- 0	0- 1				
4- 6	0- 1	0- 0	NON-CONFERENCE	1- 1	1- 2	2- 2				
2- 2	0- 1	0- 0	HOME	1- 0	1- 1	0- 0				
2- 3	0- 0	0- 0	AWAY	0- 1	0- 1	2- 1				
0- 1	0- 0	0- 0	NEUTRAL	0- 0	0- 0	0- 1				
0- 0	0- 0	0- 0	CONFERENCE	0- 0	0- 0	0- 0				
0- 0	0- 0	0- 0	HOME	0- 0	0- 0	0- 0				
0- 0	0- 0	0- 0	AWAY	0- 0	0- 0	0- 0				
0- 0	0- 0	0- 0	NEUTRAL	0- 0	0- 0	0- 0				

RPI 1-25			RPI 26-50			RPI 51-100			RPI 101+			Team's RPI: 146
RPI	S	Opponent	Score	RPI	S	Opponent	Score	RPI	S	Opponent	Score	Score
17	H	Princeton	59 87					79	A	East Carolina	60 89	52 63
								95	H	Bucknell	58 56	135 60
												148 44 49
												191 69 58
												202 N Northern Ky. 58 63
												283 A Cincinnati 59 67
												300 A Vermont 68 46
LAST 12 Division I GAMES:												
300	A	Vermont	68 46	283	A	Cincinnati	59 67					
148	H	Fordham	44 49	202	N	Northern Ky.	58 63					
79	A	East Carolina	60 89	17	H	Princeton	59 87					
135	H	Marist	70 60	95	H	Bucknell	58 56					
105	A	Lafayette	52 63	191	A	Temple	69 58					

Non-Div I Games:

Delaware

Average RPI Win:	0	WON-LOST	WINNING	LAST 10	STRENGTH OF	OPP. STRENGTH	TEAM	ADJ.	CONF.	ADJ CONF.
Average RPI Loss:	240	RECORD	PCT. RANK	GAMES	SCHEDULE	OF SCHEDULE	RPI	RPI	RPI	RPI
DIV. I ONLY	0- 9	338	0- 9	332	320	348	348	33	33	
DIV. I NON-CONF.	0- 9	334	0- 9	334	321	349	349	31	31	
TOTALS	RPI 1-25	RPI 26-50	W-L RECORDS	RPI 51-100	RPI 101-150	RPI 150+				
0- 9	0- 0	0- 0	OVERALL	0- 1	0- 1	0- 7				
0- 0	0- 0	0- 0	HOME	0- 0	0- 0	0- 0				
0- 6	0- 0	0- 0	AWAY	0- 1	0- 1	0- 4				
0- 3	0- 0	0- 0	NEUTRAL	0- 0	0- 0	0- 3				
0- 9	0- 0	0- 0	NON-CONFERENCE	0- 1	0- 1	0- 7				
0- 0	0- 0	0- 0	HOME	0- 0	0- 0	0- 0				
0- 6	0- 0	0- 0	AWAY	0- 1	0- 1	0- 4				
0- 3	0- 0	0- 0	NEUTRAL	0- 0	0- 0	0- 3				
0- 0	0- 0	0- 0	CONFERENCE	0- 0	0- 0	0- 0				
0- 0	0- 0	0- 0	HOME	0- 0	0- 0	0- 0				
0- 0	0- 0	0- 0	AWAY	0- 0	0- 0	0- 0				
0- 0	0- 0	0- 0	NEUTRAL	0- 0	0- 0	0- 0				

RPI 1-25			RPI 26-50			RPI 51-100			RPI 101+			Team's RPI: 348
RPI	S	Opponent	Score	RPI	S	Opponent	Score	RPI	S	Opponent	Score	
						84 A Central Mich.	63 91			127 A Virginia	62 100	
										202 N Northern Ky.	55 76	
										255 A Detroit	52 74	
										270 A UNLV	78 91	
										278 A George Mason	91 110	
										285 N Binghamton	84 90	
										319 N Northern Ill.	59 79	
										341 A Mt. St. Mary's	64 73	
LAST 12 Division I GAMES:												
255	A	Detroit	52 74	84	A	Central Mich.	63 91					
285	N	Binghamton	84 90	127	A	Virginia	62 100					
202	N	Northern Ky.	55 76	319	N	Northern Ill.	59 79					
				270	A	UNLV	78 91					
				341	A	Mt. St. Mary's	64 73					
				278	A	George Mason	91 110					

Non-Div I Games: Millersville 71 60

Delaware St.

Average RPI Win:	346	WON-LOST	WINNING	LAST 10	STRENGTH OF	OPP. STRENGTH	TEAM	ADJ.	CONF.	ADJ CONF.
Average RPI Loss:	171	RECORD	PCT. RANK	GAMES	SCHEDULE	OF SCHEDULE	RPI	RPI	RPI	RPI
DIV. I ONLY	3- 11	291	3- 7	323	238	340	340	25	25	
DIV. I NON-CONF.	3- 11	289	3- 9	325	237	338	338	25	25	
TOTALS	RPI 1-25	RPI 26-50	W-L RECORDS	RPI 51-100	RPI 101-150	RPI 150+				
3- 11	0- 0	0- 1	OVERALL	0- 1	0- 3	3- 6				
2- 5	0- 0	0- 0	HOME	0- 1	0- 2	2- 2				
1- 4	0- 0	0- 1	AWAY	0- 0	0- 1	1- 2				
0- 2	0- 0	0- 0	NEUTRAL	0- 0	0- 0	0- 2				
3- 11	0- 0	0- 1	NON-CONFERENCE	0- 1	0- 3	3- 6				
2- 5	0- 0	0- 0	HOME	0- 1	0- 2	2- 2				
1- 4	0- 0	0- 1	AWAY	0- 0	0- 1	1- 2				
0- 2	0- 0	0- 0	NEUTRAL	0- 0	0- 0	0- 2				
0- 0	0- 0	0- 0	CONFERENCE	0- 0	0- 0	0- 0				
0- 0	0- 0	0- 0	HOME	0- 0	0- 0	0- 0				
0- 0	0- 0	0- 0	AWAY	0- 0	0- 0	0- 0				
0- 0	0- 0	0- 0	NEUTRAL	0- 0	0- 0	0- 0				

RPI S	Opponent	Score	RPI S	Opponent	Score	RPI S	Opponent	Score	RPI S	Opponent	Score	Team's RPI: 340
40	A Purdue	51 65	62	H Colorado	49 77	129	H Belmont	43 72	140	H Hawaii	58 60	
						144	A Colorado St.	61 81	155	H Siena	62 78	
						185	N Wright St.	63 72	235	H Cal St. Fullerton	61 78	
						236	A Wyoming	41 82	266	N UC Irvine	55 63	
						289	A Weber St.	63 65	344	H Air Force	107 66	
						346	A North Texas	63 55	346	A North Texas	63 55	
						347	H UMKC	74 66	347	H UMKC	74 66	
LAST 12 Division I GAMES:												
346	A North Texas	63 55	289	A Weber St.	63 65	144	A Colorado St.	61 81	344	H Air Force	107 66	
266	N UC Irvine	55 63	344	H Air Force	107 66	347	H UMKC	74 66	235	H Cal St. Fullerton	61 78	
40	A Purdue	51 65	347	H UMKC	74 66	129	H Belmont	43 72				
185	N Wright St.	63 72	235	H Cal St. Fullerton	61 78							
155	H Siena	62 78										
62	H Colorado	49 77										

Non-Div I Games:

Denver

Average RPI Win: 222	WON-LOST	WINNING	LAST 10	STRENGTH OF	OPP. STRENGTH	TEAM	ADJ.	CONF.	ADJ CONF.
Average RPI Loss: 158	RECORD	PCT. RANK	GAMES	SCHEDULE	OF SCHEDULE	RPI	RPI	RPI	RPI
DIV. I ONLY	3- 7	253	3- 6	220	245	255	255	13	13
DIV. I NON-CONF.	3- 7	253	3- 7	221	245	255	255	13	13
TOTALS	RPI 1-25	RPI 26-50	W-L RECORDS	RPI 51-100	RPI 101-150	RPI 150+			
3- 7	0- 0	0- 1	OVERALL	1- 1	0- 2	2- 3			
1- 2	0- 0	0- 0	HOME	0- 1	0- 1	1- 0			
2- 4	0- 0	0- 1	AWAY	1- 0	0- 1	1- 2			
0- 1	0- 0	0- 0	NEUTRAL	0- 0	0- 0	0- 1			
3- 7	0- 0	0- 1	NON-CONFERENCE	1- 1	0- 2	2- 3			
1- 2	0- 0	0- 0	HOME	0- 1	0- 1	1- 0			
2- 4	0- 0	0- 1	AWAY	1- 0	0- 1	1- 2			
0- 1	0- 0	0- 0	NEUTRAL	0- 0	0- 0	0- 1			
0- 0	0- 0	0- 0	CONFERENCE	0- 0	0- 0	0- 0			
0- 0	0- 0	0- 0	HOME	0- 0	0- 0	0- 0			
0- 0	0- 0	0- 0	AWAY	0- 0	0- 0	0- 0			
0- 0	0- 0	0- 0	NEUTRAL	0- 0	0- 0	0- 0			

RPI S	Opponent	Score	RPI S	Opponent	Score	RPI S	Opponent	Score	RPI S	Opponent	Score	Team's RPI: 255
44	A Michigan	57 76	65	A Toledo	83 72	104	A Ohio	57 60	133	H Western Mich.	57 71	
			91	H St. Bonaventure	56 68	195	A Niagara	49 71	253	A IPFW	81 74	
						256	N Southeast Mo. St.	51 61	283	A Cincinnati	38 70	
						348	H Delaware St.	74 52				
LAST 12 Division I GAMES:												
283	A Cincinnati	38 70	256	N Southeast Mo. St.	51 61							
133	H Western Mich.	57 71	253	A IPFW	81 74							
348	H Delaware St.	74 52	195	A Niagara	49 71							
65	A Toledo	83 72	91	H St. Bonaventure	56 68							
			104	A Ohio	57 60							
			44	A Michigan	57 76							

Non-Div I Games: Madonna 76 47 Marygrove 88 46

Detroit

Loss, Non-Conf, S Site, H Home A Away N Neutral

Drake

Through Games Of Dec. 28, 2014

Average RPI Win:	188	WON-LOST	WINNING	LAST 10	STRENGTH OF	OPP. STRENGTH	TEAM	ADJ.	CONF.	ADJ CONF.
Average RPI Loss:	103	RECORD	PCT. RANK	GAMES	SCHEDULE	OF SCHEDULE	RPI	RPI	RPI	RPI
DIV. I ONLY	4- 6	205	4- 5	55	198	128	128	16	16	
DIV. I NON-CONF.	4- 6	200	4- 6	59	198	129	129	16	16	
TOTALS	RPI 1-25	RPI 26-50	W-L RECORDS	RPI 51-100	RPI 101-150	RPI 150+				
4- 6	0- 1	0- 1	OVERALL	0- 2	2- 1	2- 1				
1- 3	0- 1	0- 0	HOME	0- 1	1- 1	0- 0				
2- 3	0- 0	0- 1	AWAY	0- 1	0- 0	2- 1				
1- 0	0- 0	0- 0	NEUTRAL	0- 0	1- 0	0- 0				
4- 6	0- 1	0- 1	NON-CONFERENCE	0- 2	2- 1	2- 1				
1- 3	0- 1	0- 0	HOME	0- 1	1- 1	0- 0				
2- 3	0- 0	0- 1	AWAY	0- 1	0- 0	2- 1				
1- 0	0- 0	0- 0	NEUTRAL	0- 0	1- 0	0- 0				
0- 0	0- 0	0- 0	CONFERENCE	0- 0	0- 0	0- 0				
0- 0	0- 0	0- 0	HOME	0- 0	0- 0	0- 0				
0- 0	0- 0	0- 0	AWAY	0- 0	0- 0	0- 0				
0- 0	0- 0	0- 0	NEUTRAL	0- 0	0- 0	0- 0				

RPI 1-25				RPI 26-50				RPI 51-100				RPI 101+ Team's RPI: 128			
RPI	S	Opponent	Score	RPI	S	Opponent	Score	RPI	S	Opponent	Score	RPI	S	Opponent	Score
14	H	Iowa	98 100	50	A	Creighton	71 93	60	H	South Dakota	78 83	116	H	Wisconsin	89 77
								89	A	Iowa St.	67 84	144	H	Colorado St.	56 69
												148	N	Fordham	62 56
												232	A	UTSA	69 61
												257	A	Idaho St.	80 66
												258	A	SIUE	60 74
LAST 12 Division I GAMES:															
14	H	Iowa	98 100	50	A	Creighton	71 93	116	H	Wisconsin	89 77	258	A	SIUE	60 74
257	A	Idaho St.	80 66	144	H	Colorado St.	56 69	89	A	Iowa St.	67 84	60	H	South Dakota	78 83
148	N	Fordham	62 56	232	A	UTSA	69 61								

Non-Div I Games: Northwestern (IA) 102 58

Drake

■ Loss,
 ■ Non-Conf, S Site,
 ■ Home
 ■ Away
 N Neutral

Average RPI Win:	199	WON-LOST	WINNING	LAST 10	STRENGTH OF	OPP. STRENGTH	TEAM	ADJ.	CONF.	ADJ CONF.
Average RPI Loss:	43	RECORD	PCT. RANK	GAMES	SCHEDULE	OF SCHEDULE	RPI	RPI	RPI	RPI
DIV. I ONLY	6- 4	120	6- 4	105	80	80	80	11	11	
DIV. I NON-CONF.	6- 4	123	6- 4	108	83	79	79	11	11	
TOTALS	RPI 1-25	RPI 26-50	W-L RECORDS	RPI 51-100	RPI 101-150	RPI 150+				
6- 4	0- 1	0- 2	OVERALL	0- 1	1- 0	5- 0				
4- 0	0- 0	0- 0	HOME	0- 0	1- 0	3- 0				
0- 3	0- 1	0- 2	AWAY	0- 0	0- 0	0- 0				
2- 1	0- 0	0- 0	NEUTRAL	0- 1	0- 0	2- 0				
6- 4	0- 1	0- 2	NON-CONFERENCE	0- 1	1- 0	5- 0				
4- 0	0- 0	0- 0	HOME	0- 0	1- 0	3- 0				
0- 3	0- 1	0- 2	AWAY	0- 0	0- 0	0- 0				
2- 1	0- 0	0- 0	NEUTRAL	0- 1	0- 0	2- 0				
0- 0	0- 0	0- 0	CONFERENCE	0- 0	0- 0	0- 0				
0- 0	0- 0	0- 0	HOME	0- 0	0- 0	0- 0				
0- 0	0- 0	0- 0	AWAY	0- 0	0- 0	0- 0				
0- 0	0- 0	0- 0	NEUTRAL	0- 0	0- 0	0- 0				

RPI 1-25				RPI 26-50				RPI 51-100 Team's RPI: 80				RPI 101+			
RPI	S	Opponent	Score	RPI	S	Opponent	Score	RPI	S	Opponent	Score	RPI	S	Opponent	Score
17	A	Princeton	43 59	26	A	Quinnipiac	50 74	91	N	St. Bonaventure	32 43	107	H	Penn	67 58
				36	A	Pittsburgh	53 72					154	H	Saint Joseph's	76 63
												161	H	Cornell	62 53
												180	N	Sacred Heart	61 54
												293	N	Miami (OH)	71 54
												296	H	Colgate	59 51
LAST 12 Division I GAMES:															
26	A	Quinnipiac	50 74	293	N	Miami (OH)	71 54								
36	A	Pittsburgh	53 72	107	H	Penn	67 58								
180	N	Sacred Heart	61 54	17	A	Princeton	43 59								
91	N	St. Bonaventure	32 43	161	H	Cornell	62 53								
154	H	Saint Joseph's	76 63												
296	H	Colgate	59 51												

Non-Div I Games:

Drexel

Average RPI Win:	142	WON-LOST	WINNING	LAST 10	STRENGTH OF	OPP. STRENGTH	TEAM	ADJ.	CONF.	ADJ CONF.
Average RPI Loss:	17	RECORD	PCT. RANK	GAMES	SCHEDULE	OF SCHEDULE	RPI	RPI	RPI	RPI
DIV. I ONLY	8- 3	68	7- 3	3	123	7	7	2	2	
DIV. I NON-CONF.	8- 3	71	8- 3	3	120	7	7	2	2	
TOTALS	RPI 1-25	RPI 26-50	W-L RECORDS	RPI 51-100	RPI 101-150	RPI 150+				
8- 3	1- 2	0- 1	OVERALL	2- 0	0- 0	5- 0				
6- 1	1- 1	0- 0	HOME	1- 0	0- 0	4- 0				
2- 2	0- 1	0- 1	AWAY	1- 0	0- 0	1- 0				
0- 0	0- 0	0- 0	NEUTRAL	0- 0	0- 0	0- 0				
8- 3	1- 2	0- 1	NON-CONFERENCE	2- 0	0- 0	5- 0				
6- 1	1- 1	0- 0	HOME	1- 0	0- 0	4- 0				
2- 2	0- 1	0- 1	AWAY	1- 0	0- 0	1- 0				
0- 0	0- 0	0- 0	NEUTRAL	0- 0	0- 0	0- 0				
0- 0	0- 0	0- 0	CONFERENCE	0- 0	0- 0	0- 0				
0- 0	0- 0	0- 0	HOME	0- 0	0- 0	0- 0				
0- 0	0- 0	0- 0	AWAY	0- 0	0- 0	0- 0				
0- 0	0- 0	0- 0	NEUTRAL	0- 0	0- 0	0- 0				

RPI	S	Opponent	Score	RPI	S	Opponent	Score	RPI	S	Opponent	Score	RPI	S	Opponent	Score
3	H	Kentucky	89 68	34	A	Texas A&M	59 63	81	H	Oklahoma	92 72	172	A	Alabama	90 40
6	A	Nebraska	54 60					88	A	Old Dominion	82 66	176	H	Buffalo	88 54
11	H	South Carolina	50 51									183	H	Marquette	83 51
												189	H	UMass Lowell	95 48
												242	H	Stony Brook	72 42
LAST 12 Division I GAMES:															
6	A	Nebraska	54 60	3	H	Kentucky	89 68	189	H	UMass Lowell	95 48	81	H	Oklahoma	92 72
34	A	Texas A&M	59 63	11	H	South Carolina	50 51	172	A	Alabama	90 40				
242	H	Stony Brook	72 42												
176	H	Buffalo	88 54												
183	H	Marquette	83 51												
88	A	Old Dominion	82 66												

Non-Div I Games:

Duke

■ Loss,
 ■ Non-Conf,
 ■ S Site,
 ■ H Home
 ■ A Away
 N Neutral

Average RPI Win:	207	WON-LOST	WINNING	LAST 10	STRENGTH OF	OPP. STRENGTH	TEAM	ADJ.	CONF.	ADJ CONF.
Average RPI Loss:	65	RECORD	PCT. RANK	GAMES	SCHEDULE	OF SCHEDULE	RPI	RPI	RPI	RPI
DIV. I ONLY	8- 5	116	8- 2	163	46	90	90	6	6	
DIV. I NON-CONF.	8- 5	119	8- 4	165	46	93	93	6	6	
TOTALS	RPI 1-25	RPI 26-50	W-L RECORDS	RPI 51-100	RPI 101-150	RPI 150+				
8- 5	0- 2	1- 1	OVERALL	1- 1	0- 0	6- 1				
3- 2	0- 1	1- 0	HOME	0- 1	0- 0	2- 0				
4- 3	0- 1	0- 1	AWAY	1- 0	0- 0	3- 1				
1- 0	0- 0	0- 0	NEUTRAL	0- 0	0- 0	1- 0				
8- 5	0- 2	1- 1	NON-CONFERENCE	1- 1	0- 0	6- 1				
3- 2	0- 1	1- 0	HOME	0- 1	0- 0	2- 0				
4- 3	0- 1	0- 1	AWAY	1- 0	0- 0	3- 1				
1- 0	0- 0	0- 0	NEUTRAL	0- 0	0- 0	1- 0				
0- 0	0- 0	0- 0	CONFERENCE	0- 0	0- 0	0- 0				
0- 0	0- 0	0- 0	HOME	0- 0	0- 0	0- 0				
0- 0	0- 0	0- 0	AWAY	0- 0	0- 0	0- 0				
0- 0	0- 0	0- 0	NEUTRAL	0- 0	0- 0	0- 0				

RPI 1-25				RPI 26-50				RPI 51-100 Team's RPI: 90				RPI 101+			
RPI	S	Opponent	Score	RPI	S	Opponent	Score	RPI	S	Opponent	Score	RPI	S	Opponent	Score
9	A	Green Bay	52 84	36	H	Pittsburgh	87 77	64	H	Syracuse	84 90	182	A	Ball St.	82 62
17	H	Princeton	62 79	39	A	West Virginia	60 79	100	A	Lehigh	82 75	193	A	Robert Morris	71 57
												194	A	Providence	56 67
												251	H	Saint Francis (PA)	92 52
												290	N	Jackson St.	90 72
												292	H	Kent St.	86 60
												309	A	Howard	89 63
LAST 12 Division I GAMES:															
36	H	Pittsburgh	87 77	100	A	Lehigh	82 75	194	A	Providence	56 67				
292	H	Kent St.	86 60	251	H	Saint Francis (PA)	92 52	193	A	Robert Morris	71 57				
182	A	Ball St.	82 62	39	A	West Virginia	60 79	64	H	Syracuse	84 90				
290	N	Jackson St.	90 72												
309	A	Howard	89 63												
9	A	Green Bay	52 84												

Non-Div I Games:

Duquesne

East Carolina

Through Games Of Dec. 28, 2014

Average RPI Win:	199	WON-LOST	WINNING	LAST 10	STRENGTH OF	OPP. STRENGTH	TEAM	ADJ.	CONF.	ADJ CONF.
Average RPI Loss:	78	RECORD	PCT. RANK	GAMES	SCHEDULE	OF SCHEDULE	RPI	RPI	RPI	RPI
DIV. I ONLY	9- 3	57	7- 3	237	57	79	79	9	9	
DIV. I NON-CONF.	9- 2	37	9- 2	272	73	80	80	9	9	
TOTALS	RPI 1-25	RPI 26-50	W-L RECORDS	RPI 51-100	RPI 101-150	RPI 150+				
9- 3	0- 0	0- 1	OVERALL	0- 1	4- 1	5- 0				
4- 0	0- 0	0- 0	HOME	0- 0	1- 0	3- 0				
3- 2	0- 0	0- 1	AWAY	0- 0	2- 1	1- 0				
2- 1	0- 0	0- 0	NEUTRAL	0- 1	1- 0	1- 0				
9- 2	0- 0	0- 0	NON-CONFERENCE	0- 1	4- 1	5- 0				
4- 0	0- 0	0- 0	HOME	0- 0	1- 0	3- 0				
3- 1	0- 0	0- 0	AWAY	0- 0	2- 1	1- 0				
2- 1	0- 0	0- 0	NEUTRAL	0- 1	1- 0	1- 0				
0- 1	0- 0	0- 1	CONFERENCE	0- 0	0- 0	0- 0				
0- 0	0- 0	0- 0	HOME	0- 0	0- 0	0- 0				
0- 1	0- 0	0- 1	AWAY	0- 0	0- 0	0- 0				
0- 0	0- 0	0- 0	NEUTRAL	0- 0	0- 0	0- 0				

RPI 1-25			RPI 26-50			RPI 51-100			Team's RPI: 79	RPI 101+		
RPI	S	Opponent	Score	RPI	S	Opponent	Score	RPI	S	Opponent	Score	
				32	A	South Fla.	62 69	64	N	Syracuse	58 69	
										104	A	Ohio 76 68
										116	N	Wisconsin 61 43
										121	A	Rhode Island 66 38
										138	A	Cleveland St. 57 59
										146	H	Delaware 89 60
										153	N	Fairfield 83 68
										238	H	Col. of Charleston 68 55
										263	H	Bethune-Cookman 71 42
										320	A	Loyola Maryland 82 33
										328	H	Norfolk St. 65 36
LAST 12 Division I GAMES:												
				116	N	Wisconsin	61 43	32	A	South Fla.	62 69	
				64	N	Syracuse	58 69	328	H	Norfolk St.	65 36	
				263	H	Bethune-Cookman	71 42	320	A	Loyola Maryland	82 33	
				146	H	Delaware	89 60	104	A	Ohio	76 68	
				238	H	Col. of Charleston	68 55	138	A	Cleveland St.	57 59	
				121	A	Rhode Island	66 38	153	N	Fairfield	83 68	

Non-Div I Games:

East Carolina

■ Loss,
■ Non-Conf,
■ S Site,
■ H Home
■ A Away
N Neutral

Average RPI Win:	244	WON-LOST	WINNING	LAST 10	STRENGTH OF	OPP. STRENGTH	TEAM	ADJ.	CONF.	ADJ CONF.
Average RPI Loss:	145	RECORD	PCT. RANK	GAMES	SCHEDULE	OF SCHEDULE	RPI	RPI	RPI	RPI
DIV. I ONLY	7- 6	152	5- 5	216	239	139	139	17	17	
DIV. I NON-CONF.	7- 6	151	6- 6	217	238	140	140	18	18	
TOTALS	RPI 1-25	RPI 26-50	W-L RECORDS	RPI 51-100	RPI 101-150	RPI 150+				
7- 6	0- 0	0- 1	OVERALL	0- 0	1- 3	6- 2				
2- 1	0- 0	0- 0	HOME	0- 0	1- 1	1- 0				
5- 4	0- 0	0- 1	AWAY	0- 0	0- 1	5- 2				
0- 1	0- 0	0- 0	NEUTRAL	0- 0	0- 1	0- 0				
7- 6	0- 0	0- 1	NON-CONFERENCE	0- 0	1- 3	6- 2				
2- 1	0- 0	0- 0	HOME	0- 0	1- 1	1- 0				
5- 4	0- 0	0- 1	AWAY	0- 0	0- 1	5- 2				
0- 1	0- 0	0- 0	NEUTRAL	0- 0	0- 1	0- 0				
0- 0	0- 0	0- 0	CONFERENCE	0- 0	0- 0	0- 0				
0- 0	0- 0	0- 0	HOME	0- 0	0- 0	0- 0				
0- 0	0- 0	0- 0	AWAY	0- 0	0- 0	0- 0				
0- 0	0- 0	0- 0	NEUTRAL	0- 0	0- 0	0- 0				

RPI 1-25			RPI 26-50			RPI 51-100			RPI 101+			Team's RPI: 139
RPI	S	Opponent	Score	RPI	S	Opponent	Score	RPI	S	Opponent	Score	
				28	A	Indiana St.	69 76					
								101	A	Indiana	69 97	
								119	H	Appalachian St.	70 76	
								123	N	Jacksonville St.	56 57	
								147	H	High Point	84 76	
								170	A	Morehead St.	86 77	
								186	H	Eastern Ky.	64 49	
								187	A	Virginia Tech	65 72	
								251	A	Saint Francis (PA)	79 63	
								278	A	George Mason	84 71	
								314	A	UNCW	48 61	
								335	A	Alabama A&M	88 64	
								343	A	UNC Asheville	81 68	
LAST 12 Division I GAMES:												
278	A	George Mason	84 71	123	N	Jacksonville St.	56 57					
187	A	Virginia Tech	65 72	314	A	UNCW	48 61					
101	A	Indiana	69 97	170	A	Morehead St.	86 77					
28	A	Indiana St.	69 76	186	H	Eastern Ky.	64 49					
251	A	Saint Francis (PA)	79 63	335	A	Alabama A&M	88 64					
119	H	Appalachian St.	70 76	147	H	High Point	84 76					

Non-Div I Games:

East Tenn. St.

■ Loss,
 ■ Non-Conf,
 ■ S Site,
 ■ H Home
 ■ A Away
 N Neutral

Average RPI Win:	327	WON-LOST	WINNING	LAST 10	STRENGTH OF	OPP. STRENGTH	TEAM	ADJ.	CONF.	ADJ CONF.
Average RPI Loss:	178	RECORD	PCT. RANK	GAMES	SCHEDULE	OF SCHEDULE	RPI	RPI	RPI	RPI
DIV. I ONLY	3- 10	285	0- 1	266	316	316	316	26	26	
DIV. I NON-CONF.	3- 10	284	0- 1	264	317	318	318	26	26	
TOTALS	RPI 1-25	RPI 26-50	W-L RECORDS	RPI 51-100	RPI 101-150	RPI 150+				
3- 10	0- 1	0- 1	OVERALL	0- 1	0- 1	3- 6				
2- 3	0- 0	0- 0	HOME	0- 0	0- 1	2- 2				
1- 4	0- 0	0- 0	AWAY	0- 0	0- 0	1- 4				
0- 3	0- 1	0- 1	NEUTRAL	0- 1	0- 0	0- 0				
3- 10	0- 1	0- 1	NON-CONFERENCE	0- 1	0- 1	3- 6				
2- 3	0- 0	0- 0	HOME	0- 0	0- 1	2- 2				
1- 4	0- 0	0- 0	AWAY	0- 0	0- 0	1- 4				
0- 3	0- 1	0- 1	NEUTRAL	0- 1	0- 0	0- 0				
0- 0	0- 0	0- 0	CONFERENCE	0- 0	0- 0	0- 0				
0- 0	0- 0	0- 0	HOME	0- 0	0- 0	0- 0				
0- 0	0- 0	0- 0	AWAY	0- 0	0- 0	0- 0				
0- 0	0- 0	0- 0	NEUTRAL	0- 0	0- 0	0- 0				

RPI 1-25			RPI 26-50			RPI 51-100			RPI 101+			Team's RPI: 316
RPI	S	Opponent	Score	RPI	S	Opponent	Score	RPI	S	Opponent	Score	
18	N	Florida St.	55 91	29	N	Northwestern	44 92	100	N	Lehigh	69 72	
								137	H	Ill.-Chicago	66 78	
								152	H	Saint Louis	49 63	
								219	A	Loyola Chicago	52 63	
								233	A	Western Ill.	54 63	
								261	A	IUPUI	44 66	
								288	A	Milwaukee	63 72	
								317	H	Omaha	77 66	
								319	H	Northern Ill.	55 46	
								346	A	North Texas	59 57	
								347	H	UMKC	53 69	
LAST 12 Division I GAMES:												
288	A	Milwaukee	63 72	100	N	Lehigh	69 72					
317	H	Omaha	77 66	152	H	Saint Louis	49 63					
219	A	Loyola Chicago	52 63	29	N	Northwestern	44 92					
319	H	Northern Ill.	55 46	137	H	Ill.-Chicago	66 78					
346	A	North Texas	59 57	233	A	Western Ill.	54 63					
18	N	Florida St.	55 91	261	A	IUPUI	44 66					

Non-Div I Games:

Eastern Ill.

Average RPI Win:	243	WON-LOST	WINNING	LAST 10	STRENGTH OF	OPP. STRENGTH	TEAM	ADJ.	CONF.	ADJ CONF.
Average RPI Loss:	124	RECORD	PCT. RANK	GAMES	SCHEDULE	OF SCHEDULE	RPI	RPI	RPI	RPI
DIV. I ONLY	4- 5	187	4- 5	191	231	186	186	26	26	
DIV. I NON-CONF.	4- 5	183	4- 5	195	231	189	189	26	26	
TOTALS	RPI 1-25	RPI 26-50	W-L RECORDS	RPI 51-100	RPI 101-150	RPI 150+				
4- 5	0- 0	0- 1	OVERALL	0- 0	1- 2	3- 2				
1- 1	0- 0	0- 0	HOME	0- 0	1- 1	0- 0				
1- 3	0- 0	0- 1	AWAY	0- 0	0- 1	1- 1				
2- 1	0- 0	0- 0	NEUTRAL	0- 0	0- 0	2- 1				
4- 5	0- 0	0- 1	NON-CONFERENCE	0- 0	1- 2	3- 2				
1- 1	0- 0	0- 0	HOME	0- 0	1- 1	0- 0				
1- 3	0- 0	0- 1	AWAY	0- 0	0- 1	1- 1				
2- 1	0- 0	0- 0	NEUTRAL	0- 0	0- 0	2- 1				
0- 0	0- 0	0- 0	CONFERENCE	0- 0	0- 0	0- 0				
0- 0	0- 0	0- 0	HOME	0- 0	0- 0	0- 0				
0- 0	0- 0	0- 0	AWAY	0- 0	0- 0	0- 0				
0- 0	0- 0	0- 0	NEUTRAL	0- 0	0- 0	0- 0				

RPI 1-25			RPI 26-50			RPI 51-100			RPI 101+			Team's RPI: 186
RPI	S	Opponent	Score	RPI	S	Opponent	Score	RPI	S	Opponent	Score	
				39	A	West Virginia	42 67					
								103	H	Marshall	63 58	
								117	H	Richmond	56 70	
								139	A	East Tenn. St.	49 64	
								158	A	Mercer	64 69	
								165	N	North Florida	45 62	
								260	N	Central Ark.	56 55	
								272	N	Western Caro.	71 62	
								335	A	Alabama A&M	62 56	
LAST 12 Division I GAMES:												
272	N	Western Caro.	71 62	117	H	Richmond	56 70					
158	A	Mercer	64 69	335	A	Alabama A&M	62 56					
260	N	Central Ark.	56 55	139	A	East Tenn. St.	49 64					
39	A	West Virginia	42 67	103	H	Marshall	63 58					
				165	N	North Florida	45 62					

Non-Div I Games: Asbury 73 48

Eastern Ky.

Average RPI Win:	221	WON-LOST	WINNING	LAST 10	STRENGTH OF	OPP. STRENGTH	TEAM	ADJ.	CONF.	ADJ CONF.
Average RPI Loss:	118	RECORD	PCT. RANK	GAMES	SCHEDULE	OF SCHEDULE	RPI	RPI	RPI	RPI
DIV. I ONLY	3- 4	199	3- 4	209	63	163	163	15	15	
DIV. I NON-CONF.	3- 4	193	3- 4	211	65	165	165	15	15	
TOTALS	RPI 1-25	RPI 26-50	W-L RECORDS	RPI 51-100	RPI 101-150	RPI 150+				
3- 4	0- 0	0- 1	OVERALL	0- 1	1- 1	2- 1				
1- 0	0- 0	0- 0	HOME	0- 0	1- 0	0- 0				
0- 4	0- 0	0- 1	AWAY	0- 1	0- 1	0- 1				
2- 0	0- 0	0- 0	NEUTRAL	0- 0	0- 0	2- 0				
3- 4	0- 0	0- 1	NON-CONFERENCE	0- 1	1- 1	2- 1				
1- 0	0- 0	0- 0	HOME	0- 0	1- 0	0- 0				
0- 4	0- 0	0- 1	AWAY	0- 1	0- 1	0- 1				
2- 0	0- 0	0- 0	NEUTRAL	0- 0	0- 0	2- 0				
0- 0	0- 0	0- 0	CONFERENCE	0- 0	0- 0	0- 0				
0- 0	0- 0	0- 0	HOME	0- 0	0- 0	0- 0				
0- 0	0- 0	0- 0	AWAY	0- 0	0- 0	0- 0				
0- 0	0- 0	0- 0	NEUTRAL	0- 0	0- 0	0- 0				

RPI 1-25			RPI 26-50			RPI 51-100			RPI 101+			Team's RPI: 163
RPI	S	Opponent	Score	RPI	S	Opponent	Score	RPI	S	Opponent	Score	
				44	A	Michigan	52 81	76	A	Michigan St.	61 69	138 H Cleveland St. 71 68
										149 A Tex.-Pan American	75 81	
										201 A Oral Roberts	62 63	
										235 N Cal St. Fullerton	78 74	
										289 N Weber St.	57 42	
LAST 12 Division I GAMES:												
				44	A	Michigan	52 81	138	H	Cleveland St.	71 68	
				201	A	Oral Roberts	62 63	289	N	Weber St.	57 42	
								235	N	Cal St. Fullerton	78 74	
								149	A	Tex.-Pan American	75 81	
								76	A	Michigan St.	61 69	

Non-Div I Games: Kent St.-Tuscarawas 127 40 Madonna 88 68 Hillsdale 73 56

Eastern Mich.

Average RPI Win: 218		WON-LOST	WINNING	LAST 10	STRENGTH OF	OPP. STRENGTH	TEAM	ADJ.	CONF.	ADJ CONF.
Average RPI Loss: 111		RECORD	PCT. RANK	GAMES	SCHEDULE	OF SCHEDULE	RPI	RPI	RPI	RPI
DIV. I ONLY		5- 4	141	1- 0	204	88	131	131	18	18
DIV. I NON-CONF.		5- 4	141	1- 0	206	90	131	131	19	19
TOTALS		RPI 1-25	RPI 26-50	W-L RECORDS	RPI 51-100	RPI 101-150	RPI 150+			
5- 4	0- 0		1- 1	OVERALL	0- 0	0- 2	4- 1			
2- 1	0- 0		1- 1	HOME	0- 0	0- 0	1- 0			
2- 3	0- 0		0- 0	AWAY	0- 0	0- 2	2- 1			
1- 0	0- 0		0- 0	NEUTRAL	0- 0	0- 0	1- 0			
5- 4	0- 0		1- 1	NON-CONFERENCE	0- 0	0- 2	4- 1			
2- 1	0- 0		1- 1	HOME	0- 0	0- 0	1- 0			
2- 3	0- 0		0- 0	AWAY	0- 0	0- 2	2- 1			
1- 0	0- 0		0- 0	NEUTRAL	0- 0	0- 0	1- 0			
0- 0	0- 0		0- 0	CONFERENCE	0- 0	0- 0	0- 0			
0- 0	0- 0		0- 0	HOME	0- 0	0- 0	0- 0			
0- 0	0- 0		0- 0	AWAY	0- 0	0- 0	0- 0			
0- 0	0- 0		0- 0	NEUTRAL	0- 0	0- 0	0- 0			

[illegible]

Non-Div I Games:	Saint Martin's	69	39	Central Wash.	83	70
------------------	----------------	----	----	---------------	----	----

Eastern Wash.

■ Loss, ■ Non-Conf, S Site, H Home A Away N Neutral

Average RPI Win:	226	WON-LOST	WINNING	LAST 10	STRENGTH OF	OPP. STRENGTH	TEAM	ADJ.	CONF.	ADJ CONF.
Average RPI Loss:	71	RECORD	PCT. RANK	GAMES	SCHEDULE	OF SCHEDULE	RPI	RPI	RPI	RPI
DIV. I ONLY	4- 4	153	4- 4	50	166	86	86	11	11	
DIV. I NON-CONF.	4- 4	152	4- 4	53	166	87	87	11	11	
TOTALS	RPI 1-25	RPI 26-50	W-L RECORDS	RPI 51-100	RPI 101-150	RPI 150+				
4- 4	0- 1	0- 0	OVERALL	0- 2	1- 1	3- 0				
2- 1	0- 0	0- 0	HOME	0- 1	1- 0	1- 0				
2- 2	0- 0	0- 0	AWAY	0- 1	0- 1	2- 0				
0- 1	0- 1	0- 0	NEUTRAL	0- 0	0- 0	0- 0				
4- 4	0- 1	0- 0	NON-CONFERENCE	0- 2	1- 1	3- 0				
2- 1	0- 0	0- 0	HOME	0- 1	1- 0	1- 0				
2- 2	0- 0	0- 0	AWAY	0- 1	0- 1	2- 0				
0- 1	0- 1	0- 0	NEUTRAL	0- 0	0- 0	0- 0				
0- 0	0- 0	0- 0	CONFERENCE	0- 0	0- 0	0- 0				
0- 0	0- 0	0- 0	HOME	0- 0	0- 0	0- 0				
0- 0	0- 0	0- 0	AWAY	0- 0	0- 0	0- 0				
0- 0	0- 0	0- 0	NEUTRAL	0- 0	0- 0	0- 0				

RPI 1-25				RPI 26-50				RPI 51-100				Team's RPI: 86	RPI 101+			
RPI	S	Opponent	Score	RPI	S	Opponent	Score	RPI	S	Opponent	Score		RPI	S	Opponent	Score
13	N	North Carolina	67 85					53	H	Vanderbilt	50 66		106	H	Liberty	73 62
								69	A	North Carolina St.	51 84		147	A	High Point	71 87
													200	A	Charlotte	67 54
													287	H	Navy	69 56
													312	A	Campbell	77 51
LAST 12 Division I GAMES:																
				147	A	High Point	71 87	13	N	North Carolina	67 85					
				106	H	Liberty	73 62	312	A	Campbell	77 51					
				200	A	Charlotte	67 54	53	H	Vanderbilt	50 66					
				287	H	Navy	69 56	69	A	North Carolina St.	51 84					

Non-Div I Games: Anderson (SC) 77 72

Elon

Evansville

Through Games Of Dec. 28, 2014

Average RPI Win:	278	WON-LOST	WINNING	LAST 10	STRENGTH OF	OPP. STRENGTH	TEAM	ADJ.	CONF.	ADJ CONF.
Average RPI Loss:	189	RECORD	PCT. RANK	GAMES	SCHEDULE	OF SCHEDULE	RPI	RPI	RPI	RPI
DIV. I ONLY	4- 5	187	4- 5	329	165	265	265	16	16	
DIV. I NON-CONF.	4- 5	183	4- 5	332	165	267	267	16	16	
TOTALS	RPI 1-25	RPI 26-50	W-L RECORDS	RPI 51-100	RPI 101-150	RPI 150+				
4- 5	0- 0	0- 1	OVERALL	0- 0	0- 0	4- 4				
3- 0	0- 0	0- 0	HOME	0- 0	0- 0	3- 0				
1- 5	0- 0	0- 1	AWAY	0- 0	0- 0	1- 4				
0- 0	0- 0	0- 0	NEUTRAL	0- 0	0- 0	0- 0				
4- 5	0- 0	0- 1	NON-CONFERENCE	0- 0	0- 0	4- 4				
3- 0	0- 0	0- 0	HOME	0- 0	0- 0	3- 0				
1- 5	0- 0	0- 1	AWAY	0- 0	0- 0	1- 4				
0- 0	0- 0	0- 0	NEUTRAL	0- 0	0- 0	0- 0				
0- 0	0- 0	0- 0	CONFERENCE	0- 0	0- 0	0- 0				
0- 0	0- 0	0- 0	HOME	0- 0	0- 0	0- 0				
0- 0	0- 0	0- 0	AWAY	0- 0	0- 0	0- 0				
0- 0	0- 0	0- 0	NEUTRAL	0- 0	0- 0	0- 0				

RPI 1-25			RPI 26-50			RPI 51-100			RPI 101+			Team's RPI: 265
RPI	S	Opponent	Score	RPI	S	Opponent	Score	RPI	S	Opponent	Score	
				39	A	West Virginia	39 83					
								182	A	Ball St.	70 76	
								209	A	UT Martin	74 84	
								223	H	Troy	94 85	
								253	A	IPFW	59 77	
								261	A	IUPUI	50 62	
								284	H	Austin Peay	72 68	
								293	H	Miami (OH)	51 41	
								310	A	Murray St.	93 83	
LAST 12 Division I GAMES:												
261	A	IUPUI	50 62	293	H	Miami (OH)	51 41					
223	H	Troy	94 85	310	A	Murray St.	93 83					
284	H	Austin Peay	72 68	209	A	UT Martin	74 84					
				39	A	West Virginia	39 83					
				253	A	IPFW	59 77					
				182	A	Ball St.	70 76					

Non-Div I Games: Oakland City 81 40

Evansville

Loss, Non-Conf, S Site, H Home A Away N Neutral

Average RPI Win:	148	WON-LOST	WINNING	LAST 10	STRENGTH OF	OPP. STRENGTH	TEAM	ADJ.	CONF.	ADJ CONF.
Average RPI Loss:	52	RECORD	PCT. RANK	GAMES	SCHEDULE	OF SCHEDULE	RPI	RPI	RPI	RPI
DIV. I ONLY	10- 2	31	8- 1	69	58	22	22	12	12	
DIV. I NON-CONF.	10- 2	32	9- 2	75	55	21	21	12	12	
TOTALS	RPI 1-25	RPI 26-50	W-L RECORDS	RPI 51-100	RPI 101-150	RPI 150+				
10- 2	0- 0	2- 1	OVERALL	3- 1	0- 0	5- 0				
5- 0	0- 0	1- 0	HOME	0- 0	0- 0	4- 0				
2- 1	0- 0	0- 0	AWAY	1- 1	0- 0	1- 0				
3- 1	0- 0	1- 1	NEUTRAL	2- 0	0- 0	0- 0				
10- 2	0- 0	2- 1	NON-CONFERENCE	3- 1	0- 0	5- 0				
5- 0	0- 0	1- 0	HOME	0- 0	0- 0	4- 0				
2- 1	0- 0	0- 0	AWAY	1- 1	0- 0	1- 0				
3- 1	0- 0	1- 1	NEUTRAL	2- 0	0- 0	0- 0				
0- 0	0- 0	0- 0	CONFERENCE	0- 0	0- 0	0- 0				
0- 0	0- 0	0- 0	HOME	0- 0	0- 0	0- 0				
0- 0	0- 0	0- 0	AWAY	0- 0	0- 0	0- 0				
0- 0	0- 0	0- 0	NEUTRAL	0- 0	0- 0	0- 0				

RPI S	Opponent	Score	RPI S	Opponent	Score	RPI S	Opponent	Score	RPI S	Opponent	Score
27	H George Washington	88 75	61	A Auburn	69 72	164	H Northern Colo.	69 56			
43	N Ohio St.	83 90	73	N CSUN	73 64	194	H Providence	68 58			
49	N Wichita St.	56 39	82	A Arkansas St.	74 68	212	H Southern Miss.	78 62			
			96	N Clemson	86 61	263	A Bethune-Cookman	91 46			
						322	H FIU	97 49			
LAST 12 Division I GAMES:											
73	N CSUN	73 64	212	H Southern Miss.	78 62						
82	A Arkansas St.	74 68	43	N Ohio St.	83 90						
164	H Northern Colo.	69 56	96	N Clemson	86 61						
263	A Bethune-Cookman	91 46	49	N Wichita St.	56 39						
194	H Providence	68 58	61	A Auburn	69 72						
27	H George Washington	88 75	322	H FIU	97 49						

Non-Div I Games: Ave Maria 102 54

FGCU

Average RPI Win:	270	WON-LOST	WINNING	LAST 10	STRENGTH OF	OPP. STRENGTH	TEAM	ADJ.	CONF.	ADJ CONF.
Average RPI Loss:	197	RECORD	PCT. RANK	GAMES	SCHEDULE	OF SCHEDULE	RPI	RPI	RPI	RPI
DIV. I ONLY	2- 7	287	2- 7	249	325	322	322	22	22	
DIV. I NON-CONF.	2- 7	286	2- 7	250	324	323	323	23	23	
TOTALS	RPI 1-25	RPI 26-50	W-L RECORDS	RPI 51-100	RPI 101-150	RPI 150+				
2- 7	0- 1	0- 0	OVERALL	0- 0	0- 2	2- 4				
1- 4	0- 0	0- 0	HOME	0- 0	0- 2	1- 2				
0- 2	0- 1	0- 0	AWAY	0- 0	0- 0	0- 1				
1- 1	0- 0	0- 0	NEUTRAL	0- 0	0- 0	1- 1				
2- 7	0- 1	0- 0	NON-CONFERENCE	0- 0	0- 2	2- 4				
1- 4	0- 0	0- 0	HOME	0- 0	0- 2	1- 2				
0- 2	0- 1	0- 0	AWAY	0- 0	0- 0	0- 1				
1- 1	0- 0	0- 0	NEUTRAL	0- 0	0- 0	1- 1				
0- 0	0- 0	0- 0	CONFERENCE	0- 0	0- 0	0- 0				
0- 0	0- 0	0- 0	HOME	0- 0	0- 0	0- 0				
0- 0	0- 0	0- 0	AWAY	0- 0	0- 0	0- 0				
0- 0	0- 0	0- 0	NEUTRAL	0- 0	0- 0	0- 0				

RPI 1-25				RPI 26-50			RPI 51-100			RPI 101+			Team's RPI: 322
RPI	S	Opponent	Score	RPI	S	Opponent	Score	RPI	S	Opponent	Score		
22	A	FGCU	49 97							127	H	Virginia	61 74
										138	H	Cleveland St.	65 73
										179	H	Arizona	58 65
										198	H	UCF	66 57
										272	N	Western Caro.	69 83
										301	H	Tennessee Tech	56 73
										337	A	Jacksonville	64 76
										342	N	Wofford	83 75
LAST 12 Division I GAMES:													
342	N	Wofford	83 75	179	H	Arizona	58 65						
272	N	Western Caro.	69 83	138	H	Cleveland St.	65 73						
337	A	Jacksonville	64 76	22	A	FGCU	49 97						
198	H	UCF	66 57	301	H	Tennessee Tech	56 73						
127	H	Virginia	61 74										

Non-Div I Games:

FIU

Fairfield

Through Games Of Dec. 28, 2014

Average RPI Win:	179	WON-LOST	WINNING	LAST 10	STRENGTH OF	OPP. STRENGTH	TEAM	ADJ.	CONF.	ADJ CONF.
Average RPI Loss:	88	RECORD	PCT. RANK	GAMES	SCHEDULE	OF SCHEDULE	RPI	RPI	RPI	RPI
DIV. I ONLY	2- 9	302	2- 8	7	232	153	153	23	23	
DIV. I NON-CONF.	1- 8	319	1- 8	13	251	217	217	17	17	
TOTALS	RPI 1-25	RPI 26-50	W-L RECORDS	RPI 51-100	RPI 101-150	RPI 150+				
2- 9	0- 1	0- 2	OVERALL	0- 2	0- 2	2- 2				
1- 2	0- 0	0- 1	HOME	0- 0	0- 0	1- 1				
1- 5	0- 1	0- 1	AWAY	0- 1	0- 1	1- 1				
0- 2	0- 0	0- 0	NEUTRAL	0- 1	0- 1	0- 0				
1- 8	0- 1	0- 1	NON-CONFERENCE	0- 2	0- 2	1- 2				
1- 1	0- 0	0- 0	HOME	0- 0	0- 0	1- 1				
0- 5	0- 1	0- 1	AWAY	0- 1	0- 1	0- 1				
0- 2	0- 0	0- 0	NEUTRAL	0- 1	0- 1	0- 0				
1- 1	0- 0	0- 1	CONFERENCE	0- 0	0- 0	1- 0				
0- 1	0- 0	0- 1	HOME	0- 0	0- 0	0- 0				
1- 0	0- 0	0- 0	AWAY	0- 0	0- 0	1- 0				
0- 0	0- 0	0- 0	NEUTRAL	0- 0	0- 0	0- 0				

RPI 1-25				RPI 26-50				RPI 51-100				RPI 101+ Team's RPI: 153			
RPI	S	Opponent	Score	RPI	S	Opponent	Score	RPI	S	Opponent	Score	RPI	S	Opponent	Score
21	A	Seton Hall	47 79	26	H	Quinnipiac	66 67	79	N	East Carolina	68 83	103	N	Marshall	55 68
				39	A	West Virginia	53 67	89	A	Iowa St.	63 76	110	A	Hofstra	53 66
												155	A	Siena	60 55
												161	H	Cornell	47 58
												168	A	La Salle	59 73
												203	H	Butler	81 77
LAST 12 Division I GAMES:															
				21	A	Seton Hall	47 79	168	A	La Salle	59 73				
				26	H	Quinnipiac	66 67	89	A	Iowa St.	63 76				
				155	A	Siena	60 55	110	A	Hofstra	53 66				
				39	A	West Virginia	53 67	103	N	Marshall	55 68				
				161	H	Cornell	47 58	79	N	East Carolina	68 83				
				203	H	Butler	81 77								

Non-Div I Games:

Fairfield

■ Loss,
 ■ Non-Conf,
 S Site,
 ■ Home
 ■ Away
 N Neutral

Average RPI Win:	266	WON-LOST	WINNING	LAST 10	STRENGTH OF	OPP. STRENGTH	TEAM	ADJ.	CONF.	ADJ CONF.
Average RPI Loss:	166	RECORD	PCT. RANK	GAMES	SCHEDULE	OF SCHEDULE	RPI	RPI	RPI	RPI
DIV. I ONLY	3- 6	238	3- 6	286	241	280	280	28	28	
DIV. I NON-CONF.	3- 6	238	3- 6	290	242	281	281	28	28	
TOTALS	RPI 1-25	RPI 26-50	W-L RECORDS	RPI 51-100	RPI 101-150	RPI 150+				
3- 6	0- 0	0- 1	OVERALL	0- 1	0- 0	3- 4				
1- 3	0- 0	0- 1	HOME	0- 1	0- 0	1- 1				
2- 3	0- 0	0- 0	AWAY	0- 0	0- 0	2- 3				
0- 0	0- 0	0- 0	NEUTRAL	0- 0	0- 0	0- 0				
3- 6	0- 0	0- 1	NON-CONFERENCE	0- 1	0- 0	3- 4				
1- 3	0- 0	0- 1	HOME	0- 1	0- 0	1- 1				
2- 3	0- 0	0- 0	AWAY	0- 0	0- 0	2- 3				
0- 0	0- 0	0- 0	NEUTRAL	0- 0	0- 0	0- 0				
0- 0	0- 0	0- 0	CONFERENCE	0- 0	0- 0	0- 0				
0- 0	0- 0	0- 0	HOME	0- 0	0- 0	0- 0				
0- 0	0- 0	0- 0	AWAY	0- 0	0- 0	0- 0				
0- 0	0- 0	0- 0	NEUTRAL	0- 0	0- 0	0- 0				

RPI 1-25				RPI 26-50				RPI 51-100				RPI 101+				Team's RPI: 280	
RPI	S	Opponent	Score	RPI	S	Opponent	Score	RPI	S	Opponent	Score	RPI	S	Opponent	Score		
				39	H	West Virginia	52 80	95	H	Bucknell	60 61	156	H	Army	56 48		
												189	A	UMass Lowell	67 78		
												197	A	Monmouth	66 71		
												237	A	Brown	74 79		
												239	H	NJIT	64 68		
												297	A	Manhattan	73 54		
												345	A	Saint Peter's	76 59		
LAST 12 Division I GAMES:																	
				39	H	West Virginia	52 80	237	A	Brown	74 79						
				189	A	UMass Lowell	67 78	345	A	Saint Peter's	76 59						
				197	A	Monmouth	66 71	156	H	Army	56 48						
				95	H	Bucknell	60 61										
				239	H	NJIT	64 68										
				297	A	Manhattan	73 54										

Non-Div I Games:

Fairleigh Dickinson

Average RPI Win:	212	WON-LOST	WINNING	LAST 10	STRENGTH OF	OPP. STRENGTH	TEAM	ADJ.	CONF.	ADJ CONF.
Average RPI Loss:	184	RECORD	PCT. RANK	GAMES	SCHEDULE	OF SCHEDULE	RPI	RPI	RPI	RPI
DIV. I ONLY	4- 5	187	2- 1	214	229	218	218	22	22	
DIV. I NON-CONF.	4- 5	183	2- 1	215	229	220	220	23	23	
TOTALS	RPI 1-25	RPI 26-50	W-L RECORDS	RPI 51-100	RPI 101-150	RPI 150+				
4- 5	0- 0	0- 1	OVERALL	0- 0	1- 1	3- 3				
3- 1	0- 0	0- 0	HOME	0- 0	1- 0	2- 1				
1- 3	0- 0	0- 0	AWAY	0- 0	0- 0	1- 0				
0- 1	0- 0	0- 0	NEUTRAL	0- 0	0- 0	0- 1				
4- 5	0- 0	0- 1	NON-CONFERENCE	0- 0	1- 1	3- 3				
3- 1	0- 0	0- 0	HOME	0- 0	1- 0	2- 1				
1- 3	0- 0	0- 1	AWAY	0- 0	0- 1	1- 1				
0- 1	0- 0	0- 0	NEUTRAL	0- 0	0- 0	0- 1				
0- 0	0- 0	0- 0	CONFERENCE	0- 0	0- 0	0- 0				
0- 0	0- 0	0- 0	HOME	0- 0	0- 0	0- 0				
0- 0	0- 0	0- 0	AWAY	0- 0	0- 0	0- 0				
0- 0	0- 0	0- 0	NEUTRAL	0- 0	0- 0	0- 0				

RPI S	Opponent	Score	RPI S	Opponent	Score	RPI S	Opponent	Score	RPI S	Opponent	Score	Team's RPI: 218
			30 A	Long Beach St.	60 85				138 H	Cleveland St.	79 74	
									144 A	Colorado St.	46 59	
									198 A	UCF	74 94	
									213 H	Northeastern	81 74	
									233 H	Western Ill.	90 88	
									239 H	NJIT	57 65	
									263 A	Bethune-Cookman	88 68	
									307 N	New Mexico St.	44 57	
LAST 12 Division I GAMES:												
			138 H	Cleveland St.	79 74				213 H	Northeastern	81 74	
			263 A	Bethune-Cookman	88 68				307 N	New Mexico St.	44 57	
			198 A	UCF	74 94				233 H	Western Ill.	90 88	
									30 A	Long Beach St.	60 85	
									144 A	Colorado St.	46 59	
									239 H	NJIT	57 65	

Non-Div I Games: Webber Int'l 111 76

Florida

Through Games Of Dec. 28, 2014

Average RPI Win:	246	WON-LOST	WINNING	LAST 10	STRENGTH OF	OPP. STRENGTH	TEAM	ADJ.	CONF.	ADJ CONF.
Average RPI Loss:	82	RECORD	PCT. RANK	GAMES	SCHEDULE	OF SCHEDULE	RPI	RPI	RPI	RPI
DIV. I ONLY	8- 5	116	6- 4	270	146	192	192	3	3	
DIV. I NON-CONF.	8- 5	119	7- 5	268	146	195	195	3	3	
TOTALS	RPI 1-25	RPI 26-50	W-L RECORDS	RPI 51-100	RPI 101-150	RPI 150+				
8- 5	0- 1	1- 1	OVERALL	0- 0	0- 3	7- 0				
7- 2	0- 0	1- 0	HOME	0- 0	0- 2	6- 0				
1- 3	0- 1	0- 1	AWAY	0- 0	0- 1	1- 0				
0- 0	0- 0	0- 0	NEUTRAL	0- 0	0- 0	0- 0				
8- 5	0- 1	1- 1	NON-CONFERENCE	0- 0	0- 3	7- 0				
7- 2	0- 0	1- 0	HOME	0- 0	0- 2	6- 0				
1- 3	0- 1	0- 1	AWAY	0- 0	0- 1	1- 0				
0- 0	0- 0	0- 0	NEUTRAL	0- 0	0- 0	0- 0				
0- 0	0- 0	0- 0	CONFERENCE	0- 0	0- 0	0- 0				
0- 0	0- 0	0- 0	HOME	0- 0	0- 0	0- 0				
0- 0	0- 0	0- 0	AWAY	0- 0	0- 0	0- 0				
0- 0	0- 0	0- 0	NEUTRAL	0- 0	0- 0	0- 0				

RPI 1-25				RPI 26-50				RPI 51-100				RPI 101+ Team's RPI: 192			
RPI	S	Opponent	Score	RPI	S	Opponent	Score	RPI	S	Opponent	Score	RPI	S	Opponent	Score
18	A	Florida St.	51 77	31	A	St. John's (NY)	66 72					114	A	Savannah St.	58 68
				45	H	Stetson	59 54					116	H	Wisconsin	48 51
												131	H	Eastern Wash.	56 67
												165	H	North Florida	63 51
												187	H	Virginia Tech	73 44
												274	A	Georgetown	81 73
												281	H	Southern U.	78 49
												329	H	Longwood	91 46
												337	H	Jacksonville	84 73
												349	H	Charleston So.	92 64
LAST 12 Division I GAMES:															
165	H	North Florida	63 51	45	H	Stetson	59 54								
131	H	Eastern Wash.	56 67	116	H	Wisconsin	48 51								
281	H	Southern U.	78 49	18	A	Florida St.	51 77								
349	H	Charleston So.	92 64	114	A	Savannah St.	58 68								
31	A	St. John's (NY)	66 72	187	H	Virginia Tech	73 44								
329	H	Longwood	91 46	274	A	Georgetown	81 73								

Non-Div I Games:

Florida

■ Loss,
 ■ Non-Conf, S Site,
 ■ Home
 ■ Away
 N Neutral

Average RPI Win:	292	WON-LOST	WINNING	LAST 10	STRENGTH OF	OPP. STRENGTH	TEAM	ADJ.	CONF.	ADJ CONF.
Average RPI Loss:	214	RECORD	PCT. RANK	GAMES	SCHEDULE	OF SCHEDULE	RPI	RPI	RPI	RPI
DIV. I ONLY	2- 7	287	2- 7	336	258	332	332	33	33	
DIV. I NON-CONF.	1- 7	316	1- 7	346	197	347	347	31	31	
TOTALS	RPI 1-25	RPI 26-50	W-L RECORDS	RPI 51-100	RPI 101-150	RPI 150+				
2- 7	0- 0	0- 0	OVERALL	0- 0	0- 1	2- 6				
0- 2	0- 0	0- 0	HOME	0- 0	0- 0	0- 2				
1- 5	0- 0	0- 0	AWAY	0- 0	0- 1	1- 4				
1- 0	0- 0	0- 0	NEUTRAL	0- 0	0- 0	1- 0				
1- 7	0- 0	0- 0	NON-CONFERENCE	0- 0	0- 1	1- 6				
0- 2	0- 0	0- 0	HOME	0- 0	0- 0	0- 2				
0- 5	0- 0	0- 0	AWAY	0- 0	0- 1	0- 4				
1- 0	0- 0	0- 0	NEUTRAL	0- 0	0- 0	1- 0				
1- 0	0- 0	0- 0	CONFERENCE	0- 0	0- 0	1- 0				
0- 0	0- 0	0- 0	HOME	0- 0	0- 0	0- 0				
1- 0	0- 0	0- 0	AWAY	0- 0	0- 0	1- 0				
0- 0	0- 0	0- 0	NEUTRAL	0- 0	0- 0	0- 0				

RPI 1-25			RPI 26-50			RPI 51-100			RPI 101+			Team's RPI: 332
RPI	S	Opponent	Score	RPI	S	Opponent	Score	RPI	S	Opponent	Score	
								134	A	Miami (FL)	47	83
								167	A	SMU	46	77
								172	A	Alabama	44	60
								215	A	Southeastern La.	67	69
								223	H	Troy	59	65
								279	A	South Carolina St.	55	50
								281	A	Southern U.	69	80
								305	N	Sam Houston St.	69	67
								306	H	Alabama St.	49	64
LAST 12 Division I GAMES:												
134	A	Miami (FL)	47	83	279	A	South Carolina St.	55	50			
215	A	Southeastern La.	67	69	305	N	Sam Houston St.	69	67			
281	A	Southern U.	69	80	167	A	SMU	46	77			
					223	H	Troy	59	65			
					306	H	Alabama St.	49	64			
					172	A	Alabama	44	60			

Non-Div I Games: Webber Int'l 52 41

Florida A&M

■ Loss,
 ■ Non-Conf,
 ■ S Site,
 ■ H Home
 ■ A Away
 N Neutral

Average RPI Win:	159	WON-LOST	WINNING	LAST 10	STRENGTH OF	OPP. STRENGTH	TEAM	ADJ.	CONF.	ADJ CONF.
Average RPI Loss:	24	RECORD	PCT. RANK	GAMES	SCHEDULE	OF SCHEDULE	RPI	RPI	RPI	RPI
DIV. I ONLY	12- 1	6	9- 1	89	105	18	18	2	2	
DIV. I NON-CONF.	12- 1	6	11- 1	92	106	18	18	2	2	
TOTALS	RPI 1-25	RPI 26-50	W-L RECORDS	RPI 51-100	RPI 101-150	RPI 150+				
12- 1	0- 1	2- 0	OVERALL	1- 0	2- 0	7- 0				
5- 0	0- 0	0- 0	HOME	0- 0	1- 0	4- 0				
3- 0	0- 0	2- 0	AWAY	0- 0	0- 0	1- 0				
4- 1	0- 1	0- 0	NEUTRAL	1- 0	1- 0	2- 0				
12- 1	0- 1	2- 0	NON-CONFERENCE	1- 0	2- 0	7- 0				
5- 0	0- 0	0- 0	HOME	0- 0	1- 0	4- 0				
3- 0	0- 0	2- 0	AWAY	0- 0	0- 0	1- 0				
4- 1	0- 1	0- 0	NEUTRAL	1- 0	1- 0	2- 0				
0- 0	0- 0	0- 0	CONFERENCE	0- 0	0- 0	0- 0				
0- 0	0- 0	0- 0	HOME	0- 0	0- 0	0- 0				
0- 0	0- 0	0- 0	AWAY	0- 0	0- 0	0- 0				
0- 0	0- 0	0- 0	NEUTRAL	0- 0	0- 0	0- 0				

RPI 1-25				Team's RPI: 18		RPI 26-50				RPI 51-100				RPI 101+					
RPI	S	Opponent	Score		RPI	S	Opponent	Score		RPI	S	Opponent	Score		RPI	S	Opponent	Score	
24	N	Washington	68	80	38	A	Tulane	65	54	71	N	Furman	94	63	114	H	Savannah St.	97	51
					40	A	Purdue	67	64						118	N	Hartford	69	59
															162	N	Massachusetts	73	47
															165	H	North Florida	79	58
															191	A	Temple	66	62
															192	H	Florida	77	51
															241	H	UAB	92	62
															263	H	Bethune-Cookman	103	34
															316	N	Eastern Ill.	91	55
LAST 12 Division I GAMES:																			
					38	A	Tulane	65	54	118	N	Hartford	69	59					
					114	H	Savannah St.	97	51	71	N	Furman	94	63					
					165	H	North Florida	79	58	24	N	Washington	68	80					
					191	A	Temple	66	62	162	N	Massachusetts	73	47					
					192	H	Florida	77	51	316	N	Eastern Ill.	91	55					
					40	A	Purdue	67	64	263	H	Bethune-Cookman	103	34					

Non-Div I Games:

Florida St.

■ Loss, ■ Non-Conf, S Site, H Home A Away N Neutral

Average RPI Win:	209	WON-LOST	WINNING	LAST 10	STRENGTH OF	OPP. STRENGTH	TEAM	ADJ.	CONF.	ADJ CONF.
Average RPI Loss:	91	RECORD	PCT. RANK	GAMES	SCHEDULE	OF SCHEDULE	RPI	RPI	RPI	RPI
DIV. I ONLY	7- 4	108	3- 0	255	73	148	148	6	6	
DIV. I NON-CONF.	7- 4	107	3- 0	254	76	149	149	6	6	
TOTALS	RPI 1-25	RPI 26-50	W-L RECORDS	RPI 51-100	RPI 101-150	RPI 150+				
7- 4	0- 1	0- 0	OVERALL	0- 1	3- 1	4- 1				
3- 2	0- 1	0- 0	HOME	0- 0	1- 0	2- 1				
3- 1	0- 0	0- 0	AWAY	0- 0	2- 0	1- 0				
1- 1	0- 0	0- 0	NEUTRAL	0- 0	0- 1	1- 0				
7- 4	0- 1	0- 0	NON-CONFERENCE	0- 1	3- 1	4- 1				
3- 2	0- 1	0- 0	HOME	0- 0	1- 0	2- 1				
3- 1	0- 0	0- 0	AWAY	0- 1	2- 0	1- 0				
1- 1	0- 0	0- 0	NEUTRAL	0- 0	0- 1	1- 0				
0- 0	0- 0	0- 0	CONFERENCE	0- 0	0- 0	0- 0				
0- 0	0- 0	0- 0	HOME	0- 0	0- 0	0- 0				
0- 0	0- 0	0- 0	AWAY	0- 0	0- 0	0- 0				
0- 0	0- 0	0- 0	NEUTRAL	0- 0	0- 0	0- 0				

RPI 1-25				RPI 26-50				RPI 51-100				RPI 101+ Team's RPI: 148			
RPI	S	Opponent	Score	RPI	S	Opponent	Score	RPI	S	Opponent	Score	RPI	S	Opponent	Score
21	H	Seton Hall	43 56					64	A	Syracuse	42 59	110	H	Hofstra	60 46
												128	N	Drake	56 62
												142	A	Central Conn. St.	72 36
												146	A	Delaware	49 44
												151	H	Iona	51 72
												191	A	Temple	71 64
												234	N	Incarnate Word	74 42
												297	H	Manhattan	70 41
												341	H	Mt. St. Mary's	61 37
LAST 12 Division I GAMES:															
142	A	Central Conn. St.	72 36	128	N	Drake	56 62								
234	N	Incarnate Word	74 42	146	A	Delaware	49 44								
341	H	Mt. St. Mary's	61 37	110	H	Hofstra	60 46								
297	H	Manhattan	70 41	64	A	Syracuse	42 59								
191	A	Temple	71 64	151	H	Iona	51 72								
21	H	Seton Hall	43 56												

Non-Div I Games:

Fordham

Average RPI Win:	156	WON-LOST	WINNING	LAST 10	STRENGTH OF	OPP. STRENGTH	TEAM	ADJ.	CONF.	ADJ CONF.
Average RPI Loss:	45	RECORD	PCT. RANK	GAMES	SCHEDULE	OF SCHEDULE	RPI	RPI	RPI	RPI
DIV. I ONLY	6- 3	89	5- 3	5	189	15	15	19	19	
DIV. I NON-CONF.	6- 3	92	6- 3	6	185	15	15	20	20	
TOTALS	RPI 1-25	RPI 26-50	W-L RECORDS	RPI 51-100	RPI 101-150	RPI 150+				
6- 3	0- 0	0- 2	OVERALL	3- 1	0- 0	3- 0				
4- 0	0- 0	0- 0	HOME	2- 0	0- 0	2- 0				
2- 3	0- 0	0- 2	AWAY	1- 1	0- 0	1- 0				
0- 0	0- 0	0- 0	NEUTRAL	0- 0	0- 0	0- 0				
6- 3	0- 0	0- 2	NON-CONFERENCE	3- 1	0- 0	3- 0				
4- 0	0- 0	0- 0	HOME	2- 0	0- 0	2- 0				
2- 3	0- 0	0- 2	AWAY	1- 1	0- 0	1- 0				
0- 0	0- 0	0- 0	NEUTRAL	0- 0	0- 0	0- 0				
0- 0	0- 0	0- 0	CONFERENCE	0- 0	0- 0	0- 0				
0- 0	0- 0	0- 0	HOME	0- 0	0- 0	0- 0				
0- 0	0- 0	0- 0	AWAY	0- 0	0- 0	0- 0				
0- 0	0- 0	0- 0	NEUTRAL	0- 0	0- 0	0- 0				

RPI 1-25			Team's RPI: 15		RPI 26-50			RPI 51-100			RPI 101+				
RPI	S	Opponent	Score	RPI	S	Opponent	Score	RPI	S	Opponent	Score	RPI	S	Opponent	Score
				27	A	George Washington	64 73	58	H	St. Mary's (CA)	60 56	204	A	Oregon	68 59
				42	A	Southern California	50 68	67	A	Bakersfield	60 80	235	H	Cal St. Fullerton	57 52
								78	H	UC Riverside	73 61	264	H	Cal Poly	67 56
								97	A	San Diego	93 88				
LAST 12 Division I GAMES:															
				235	H	Cal St. Fullerton	57 52	204	A	Oregon	68 59				
				58	H	St. Mary's (CA)	60 56	42	A	Southern California	50 68				
				27	A	George Washington	64 73	264	H	Cal Poly	67 56				
				78	H	UC Riverside	73 61								
				67	A	Bakersfield	60 80								
				97	A	San Diego	93 88								

Non-Div I Games: Bethesda Christian 81 63 Cal St. Stanislaus 65 36

Fresno St.

Average RPI Win:	191	WON-LOST	WINNING	LAST 10	STRENGTH OF	OPP. STRENGTH	TEAM	ADJ.	CONF.	ADJ CONF.
Average RPI Loss:	46	RECORD	PCT. RANK	GAMES	SCHEDULE	OF SCHEDULE	RPI	RPI	RPI	RPI
DIV. I ONLY	7- 4	108	4- 4	72	99	71	71	17	17	
DIV. I NON-CONF.	7- 4	107	6- 4	76	101	72	72	18	18	
TOTALS	RPI 1-25	RPI 26-50	W-L RECORDS	RPI 51-100	RPI 101-150	RPI 150+				
7- 4	0- 2	0- 1	OVERALL	0- 1	3- 0	4- 0				
5- 0	0- 0	0- 0	HOME	0- 0	1- 0	4- 0				
1- 2	0- 0	0- 1	AWAY	0- 1	1- 0	0- 0				
1- 2	0- 2	0- 0	NEUTRAL	0- 0	1- 0	0- 0				
7- 4	0- 2	0- 1	NON-CONFERENCE	0- 1	3- 0	4- 0				
5- 0	0- 0	0- 0	HOME	0- 0	1- 0	4- 0				
1- 2	0- 0	0- 1	AWAY	0- 1	1- 0	0- 0				
1- 2	0- 2	0- 0	NEUTRAL	0- 0	1- 0	0- 0				
0- 0	0- 0	0- 0	CONFERENCE	0- 0	0- 0	0- 0				
0- 0	0- 0	0- 0	HOME	0- 0	0- 0	0- 0				
0- 0	0- 0	0- 0	AWAY	0- 0	0- 0	0- 0				
0- 0	0- 0	0- 0	NEUTRAL	0- 0	0- 0	0- 0				

RPI 1-25			RPI 26-50			RPI 51-100			Team's RPI: 71	RPI 101+		
RPI	S	Opponent	Score	RPI	S	Opponent	Score	RPI	S	Opponent	Score	
18	N	Florida St.	63 94	46	A	Georgia	51 58	96	A	Clemson	69 79	118 N Hartford 53 43
24	N	Washington	69 101									119 H Appalachian St. 84 79
												130 A Winthrop 73 55
												171 H Davidson 67 60
												173 H San Diego St. 60 43
												282 H Coastal Caro. 90 56
												343 H UNC Asheville 81 71
LAST 12 Division I GAMES:												
24	N	Washington	69 101	46	A	Georgia	51 58					
18	N	Florida St.	63 94	343	H	UNC Asheville	81 71					
118	N	Hartford	53 43	119	H	Appalachian St.	84 79					
96	A	Clemson	69 79	282	H	Coastal Caro.	90 56					
173	H	San Diego St.	60 43	171	H	Davidson	67 60					
130	A	Winthrop	73 55									

Non-Div I Games: North Greenville 75 50 Southern Wesleyan 96 73

Furman

Loss, Non-Conf, S Site, H Home A Away N Neutral

Average RPI Win:	309	WON-LOST	WINNING	LAST 10	STRENGTH OF	OPP. STRENGTH	TEAM	ADJ.	CONF.	ADJ CONF.
Average RPI Loss:	135	RECORD	PCT. RANK	GAMES	SCHEDULE	OF SCHEDULE	RPI	RPI	RPI	RPI
DIV. I ONLY	2- 6	281	2- 6	165	295	273	273	21	21	
DIV. I NON-CONF.	2- 6	281	2- 6	167	297	275	275	22	22	
TOTALS	RPI 1-25	RPI 26-50	W-L RECORDS	RPI 51-100	RPI 101-150	RPI 150+				
2- 6	0- 0	0- 1	OVERALL	0- 1	0- 2	2- 2				
1- 2	0- 0	0- 0	HOME	0- 1	0- 0	1- 1				
0- 3	0- 0	0- 1	AWAY	0- 0	0- 1	0- 1				
1- 1	0- 0	0- 0	NEUTRAL	0- 0	0- 1	1- 0				
2- 6	0- 0	0- 1	NON-CONFERENCE	0- 1	0- 2	2- 2				
1- 2	0- 0	0- 0	HOME	0- 1	0- 0	1- 1				
0- 3	0- 0	0- 1	AWAY	0- 0	0- 1	0- 1				
1- 1	0- 0	0- 0	NEUTRAL	0- 0	0- 1	1- 0				
0- 0	0- 0	0- 0	CONFERENCE	0- 0	0- 0	0- 0				
0- 0	0- 0	0- 0	HOME	0- 0	0- 0	0- 0				
0- 0	0- 0	0- 0	AWAY	0- 0	0- 0	0- 0				
0- 0	0- 0	0- 0	NEUTRAL	0- 0	0- 0	0- 0				

RPI 1-25				RPI 26-50				RPI 51-100				RPI 101+ Team's RPI: 273			
RPI	S	Opponent	Score	RPI	S	Opponent	Score	RPI	S	Opponent	Score	RPI	S	Opponent	Score
				46	A	Georgia	52 93	56	H	Kennesaw St.	51 72	123	A	Jacksonville St.	52 78
												131	N	Eastern Wash.	42 55
												158	H	Mercer	61 84
												281	N	Southern U.	68 52
												298	A	Lipscomb	74 80
												337	H	Jacksonville	78 65
LAST 12 Division I GAMES:															
				56	H	Kennesaw St.	51 72	281	N	Southern U.	68 52				
				337	H	Jacksonville	78 65	131	N	Eastern Wash.	42 55				
				298	A	Lipscomb	74 80	158	H	Mercer	61 84				
								123	A	Jacksonville St.	52 78				
								46	A	Georgia	52 93				

Non-Div I Games: Toccoa Falls 84 36

Ga. Southern

Gardner-Webb

Through Games Of Dec. 28, 2014

Average RPI Win:	335	WON-LOST	WINNING	LAST 10	STRENGTH OF	OPP. STRENGTH	TEAM	ADJ.	CONF.	ADJ CONF.
Average RPI Loss:	165	RECORD	PCT. RANK	GAMES	SCHEDULE	OF SCHEDULE	RPI	RPI	RPI	RPI
DIV. I ONLY	2- 8	292	2- 7	312	237	321	321	30	30	
DIV. I NON-CONF.	2- 5	262	2- 5	279	257	283	283	30	30	
TOTALS	RPI 1-25	RPI 26-50	W-L RECORDS	RPI 51-100	RPI 101-150	RPI 150+				
2- 8	0- 0	0- 0	OVERALL	0- 1	0- 3	2- 4				
1- 1	0- 0	0- 0	HOME	0- 0	0- 0	1- 1				
1- 7	0- 0	0- 0	AWAY	0- 1	0- 3	1- 3				
0- 0	0- 0	0- 0	NEUTRAL	0- 0	0- 0	0- 0				
2- 5	0- 0	0- 0	NON-CONFERENCE	0- 1	0- 2	2- 2				
1- 1	0- 0	0- 0	HOME	0- 0	0- 0	1- 1				
1- 4	0- 0	0- 0	AWAY	0- 1	0- 2	1- 1				
0- 0	0- 0	0- 0	NEUTRAL	0- 0	0- 0	0- 0				
0- 3	0- 0	0- 0	CONFERENCE	0- 0	0- 1	0- 2				
0- 0	0- 0	0- 0	HOME	0- 0	0- 0	0- 0				
0- 3	0- 0	0- 0	AWAY	0- 0	0- 1	0- 2				
0- 0	0- 0	0- 0	NEUTRAL	0- 0	0- 0	0- 0				

RPI 1-25				RPI 26-50				RPI 51-100				RPI 101+				Team's RPI: 321	
RPI	S	Opponent	Score	RPI	S	Opponent	Score	RPI	S	Opponent	Score	RPI	S	Opponent	Score		
								56	A	Kennesaw St.	47	50	101	A	Indiana	54	115
												106	A	Liberty	47	56	
												119	A	Appalachian St.	69	77	
												171	H	Davidson	67	68	
												175	A	Presbyterian	50	55	
												262	A	UNC Greensboro	60	76	
												327	H	N.C. Central	73	53	
												329	A	Longwood	59	63	
												342	A	Wofford	65	60	
LAST 12 Division I GAMES:																	
329	A	Longwood	59	63	262	A	UNC Greensboro	60	76								
56	A	Kennesaw St.	47	50	175	A	Presbyterian	50	55								
106	A	Liberty	47	56	342	A	Wofford	65	60								
101	A	Indiana	54	115	119	A	Appalachian St.	69	77								
					327	H	N.C. Central	73	53								
					171	H	Davidson	67	68								

Non-Div I Games: Tenn. Temple 68 48 Montreat 118 37

Gardner-Webb

Loss, Non-Conf, S Site, H Home A Away N Neutral

Average RPI Win: 259		WON-LOST	WINNING	LAST 10	STRENGTH OF	OPP. STRENGTH	TEAM	ADJ.	CONF.	ADJ CONF.
Average RPI Loss: 187		RECORD	PCT. RANK	GAMES	SCHEDULE	OF SCHEDULE	RPI	RPI	RPI	RPI
DIV. I ONLY		8- 5	116	6- 4	348	118	278	278	6	6
DIV. I NON-CONF.		8- 5	119	7- 5	348	117	279	279	6	6
TOTALS	RPI 1-25	RPI 26-50		W-L RECORDS	RPI 51-100		RPI 101-150		RPI 150+	
8- 5	0- 0	0- 0		OVERALL	0- 0		1- 2		7- 3	
3- 2	0- 0	0- 0		HOME	0- 0		0- 1		3- 1	
2- 2	0- 0	0- 0		AWAY	0- 0		0- 0		2- 2	
3- 1	0- 0	0- 0		NEUTRAL	0- 0		1- 1		2- 0	
8- 5	0- 0	0- 0		NON-CONFERENCE	0- 0		1- 2		7- 3	
3- 2	0- 0	0- 0		HOME	0- 0		0- 1		3- 1	
2- 2	0- 0	0- 0		AWAY	0- 0		0- 0		2- 2	
3- 1	0- 0	0- 0		NEUTRAL	0- 0		1- 1		2- 0	
0- 0	0- 0	0- 0		CONFERENCE	0- 0		0- 0		0- 0	
0- 0	0- 0	0- 0		HOME	0- 0		0- 0		0- 0	
0- 0	0- 0	0- 0		AWAY	0- 0		0- 0		0- 0	
0- 0	0- 0	0- 0		NEUTRAL	0- 0		0- 0		0- 0	

RPI 1-25				RPI 26-50				RPI 51-100				RPI 101+				Team's RPI: 278	
RPI	S	Opponent	Score	RPI	S	Opponent	Score	RPI	S	Opponent	Score	RPI	S	Opponent	Score		
												115	N	Abilene Christian	86	88	
												130	N	Winthrop	69	57	
												139	H	East Tenn. St.	71	84	
												170	H	Morehead St.	70	79	
												187	H	Virginia Tech	77	69	
												222	A	Towson	70	72	
												238	H	Col. of Charleston	71	61	
												251	A	Saint Francis (PA)	86	77	
												286	N	Mississippi Val.	71	62	
												287	A	Navy	79	84	
												299	N	La.-Monroe	65	53	
												329	A	Longwood	83	61	
												348	H	Delaware St.	110	91	
LAST 12 Division I GAMES:																	
				222	A	Towson	70	72	139	H	East Tenn. St.	71	84				
				329	A	Longwood	83	61	286	N	Mississippi Val.	71	62				
				299	N	La.-Monroe	65	53	115	N	Abilene Christian	86	88				
				130	N	Winthrop	69	57	287	A	Navy	79	84				
				251	A	Saint Francis (PA)	86	77	238	H	Col. of Charleston	71	61				
				170	H	Morehead St.	70	79	348	H	Delaware St.	110	91				

Non-Div I Games:

George Mason

■ Loss, ■ Non-Conf, S Site, H Home A Away N Neutral

Average RPI Win:	137	WON-LOST	WINNING	LAST 10	STRENGTH OF	OPP. STRENGTH	TEAM	ADJ.	CONF.	ADJ CONF.
Average RPI Loss:	32	RECORD	PCT. RANK	GAMES	SCHEDULE	OF SCHEDULE	RPI	RPI	RPI	RPI
DIV. I ONLY	9- 2	41	8- 1	80	6	27	27	6	6	
DIV. I NON-CONF.	9- 2	37	9- 2	84	6	27	27	6	6	
TOTALS	RPI 1-25	RPI 26-50	W-L RECORDS	RPI 51-100	RPI 101-150	RPI 150+				
9- 2	1- 1	1- 1	OVERALL	3- 0	0- 0	4- 0				
5- 1	1- 0	0- 1	HOME	1- 0	0- 0	3- 0				
2- 1	0- 1	0- 0	AWAY	1- 0	0- 0	1- 0				
2- 0	0- 0	1- 0	NEUTRAL	1- 0	0- 0	0- 0				
9- 2	1- 1	1- 1	NON-CONFERENCE	3- 0	0- 0	4- 0				
5- 1	1- 0	0- 1	HOME	1- 0	0- 0	3- 0				
2- 1	0- 1	0- 0	AWAY	1- 0	0- 0	1- 0				
2- 0	0- 0	1- 0	NEUTRAL	1- 0	0- 0	0- 0				
0- 0	0- 0	0- 0	CONFERENCE	0- 0	0- 0	0- 0				
0- 0	0- 0	0- 0	HOME	0- 0	0- 0	0- 0				
0- 0	0- 0	0- 0	AWAY	0- 0	0- 0	0- 0				
0- 0	0- 0	0- 0	NEUTRAL	0- 0	0- 0	0- 0				

RPI 1-25				RPI 26-50				Team's RPI: 27	RPI 51-100				RPI 101+			
RPI	S	Opponent	Score	RPI	S	Opponent	Score		RPI	S	Opponent	Score	RPI	S	Opponent	Score
15	H	Fresno St.	73 64	40	N	Purdue	79 59		58	H	St. Mary's (CA)	70 52	178	H	Grambling	89 51
22	A	FGCU	75 88	41	H	Maryland	65 75		69	N	North Carolina St.	74 66	196	H	Memphis	63 44
									85	A	American	63 52	274	H	Georgetown	72 60
													320	A	Loyola Maryland	72 49
LAST 12 Division I GAMES:																
320	A	Loyola Maryland	72 49	40	N	Purdue	79 59		69	N	North Carolina St.	74 66	178	H	Grambling	89 51
58	H	St. Mary's (CA)	70 52	41	H	Maryland	65 75		85	A	American	63 52	274	H	Georgetown	72 60
196	H	Memphis	63 44	22	A	FGCU	75 88									
274	H	Georgetown	72 60													
15	H	Fresno St.	73 64													

Non-Div I Games: Bowie St. 88 45

George Washington

■ Loss,
 ■ Non-Conf, S Site,
 ■ Home
 ■ Away
 N Neutral

Average RPI Win: 323	WON-LOST	WINNING	LAST 10	STRENGTH OF	OPP. STRENGTH	TEAM	ADJ.	CONF.	ADJ CONF.
Average RPI Loss: 133	RECORD	PCT. RANK	GAMES	SCHEDULE	OF SCHEDULE	RPI	RPI	RPI	RPI
DIV. I ONLY	2- 10	310	1- 9	92	255	274	274	7	7
DIV. I NON-CONF.	2- 10	307	2- 10	96	253	276	276	7	7
TOTALS	RPI 1-25	RPI 26-50	W-L RECORDS	RPI 51-100	RPI 101-150	RPI 150+			
2- 10	0- 1	0- 1	OVERALL	0- 2	0- 1	2- 5			
2- 3	0- 0	0- 0	HOME	0- 1	0- 0	2- 2			
0- 4	0- 1	0- 1	AWAY	0- 1	0- 1	0- 0			
0- 3	0- 0	0- 0	NEUTRAL	0- 0	0- 0	0- 3			
2- 10	0- 1	0- 1	NON-CONFERENCE	0- 2	0- 1	2- 5			
2- 3	0- 0	0- 0	HOME	0- 1	0- 0	2- 2			
0- 4	0- 1	0- 1	AWAY	0- 1	0- 1	0- 0			
0- 3	0- 0	0- 0	NEUTRAL	0- 0	0- 0	0- 3			
0- 0	0- 0	0- 0	CONFERENCE	0- 0	0- 0	0- 0			
0- 0	0- 0	0- 0	HOME	0- 0	0- 0	0- 0			
0- 0	0- 0	0- 0	AWAY	0- 0	0- 0	0- 0			
0- 0	0- 0	0- 0	NEUTRAL	0- 0	0- 0	0- 0			

RPI 1-25				RPI 26-50				RPI 51-100				RPI 101+				Team's RPI: 274	
RPI	S	Opponent	Score	RPI	S	Opponent	Score	RPI	S	Opponent	Score	RPI	S	Opponent	Score		
17	A	Princeton	54 83	27	A	George Washington	60 72	83	A	Kansas	42 55	117	A	Richmond	57 65		
								91	H	St. Bonaventure	64 70	172	N	Alabama	58 72		
												191	N	Temple	58 81		
												192	H	Florida	73 81		
												196	H	Memphis	46 63		
												247	N	Holy Cross	69 73		
												320	H	Loyola Maryland	71 44		
												326	H	UMES	88 75		
LAST 12 Division I GAMES:																	
				91	H	St. Bonaventure	64 70	83	A	Kansas	42 55						
				196	H	Memphis	46 63	172	N	Alabama	58 72						
				27	A	George Washington	60 72	191	N	Temple	58 81						
				17	A	Princeton	54 83	320	H	Loyola Maryland	71 44						
				247	N	Holy Cross	69 73	117	A	Richmond	57 65						
				192	H	Florida	73 81	326	H	UMES	88 75						

Non-Div I Games:

Georgetown

■ Loss,
 ■ Non-Conf,
 S Site,
 ■ Home
 ■ Away
 N Neutral

Average RPI Win:	188	WON-LOST	WINNING	LAST 10	STRENGTH OF	OPP. STRENGTH	TEAM	ADJ.	CONF.	ADJ CONF.
Average RPI Loss:	21	RECORD	PCT. RANK	GAMES	SCHEDULE	OF SCHEDULE	RPI	RPI	RPI	RPI
DIV. I ONLY	12- 1	6	9- 1	225	55	46	46	3	3	
DIV. I NON-CONF.	12- 1	6	11- 1	226	53	46	46	3	3	
TOTALS	RPI 1-25	RPI 26-50	W-L RECORDS	RPI 51-100	RPI 101-150	RPI 150+				
12- 1	0- 1	1- 0	OVERALL	2- 0	2- 0	7- 0				
8- 0	0- 0	0- 0	HOME	2- 0	1- 0	5- 0				
4- 1	0- 1	1- 0	AWAY	0- 0	1- 0	2- 0				
0- 0	0- 0	0- 0	NEUTRAL	0- 0	0- 0	0- 0				
12- 1	0- 1	1- 0	NON-CONFERENCE	2- 0	2- 0	7- 0				
8- 0	0- 0	0- 0	HOME	2- 0	1- 0	5- 0				
4- 1	0- 1	1- 0	AWAY	0- 0	1- 0	2- 0				
0- 0	0- 0	0- 0	NEUTRAL	0- 0	0- 0	0- 0				
0- 0	0- 0	0- 0	CONFERENCE	0- 0	0- 0	0- 0				
0- 0	0- 0	0- 0	HOME	0- 0	0- 0	0- 0				
0- 0	0- 0	0- 0	AWAY	0- 0	0- 0	0- 0				
0- 0	0- 0	0- 0	NEUTRAL	0- 0	0- 0	0- 0				

RPI 1-25				RPI 26-50				Team's RPI: 46		RPI 51-100				RPI 101+			
RPI	S	Opponent	Score	RPI	S	Opponent	Score			RPI	S	Opponent	Score	RPI	S	Opponent	Score
21	A	Seton Hall	51 70	43	A	Ohio St.	67 59			71	H	Furman	58 51	122	A	Georgia Tech	64 57
										76	H	Michigan St.	69 60	129	H	Belmont	62 43
														158	A	Mercer	68 49
														184	H	TCU	62 53
														273	H	Ga. Southern	93 52
														295	H	Coppin St.	49 29
														296	H	Colgate	66 35
														301	A	Tennessee Tech	74 51
														308	H	Morgan St.	68 36
LAST 12 Division I GAMES:																	
21	A	Seton Hall	51 70	301	A	Tennessee Tech	74 51										
129	H	Belmont	62 43	296	H	Colgate	66 35										
71	H	Furman	58 51	273	H	Ga. Southern	93 52										
76	H	Michigan St.	69 60	122	A	Georgia Tech	64 57										
158	A	Mercer	68 49	43	A	Ohio St.	67 59										
295	H	Coppin St.	49 29	184	H	TCU	62 53										

Non-Div I Games:

Georgia

Average RPI Win:	211	WON-LOST	WINNING	LAST 10	STRENGTH OF	OPP. STRENGTH	TEAM	ADJ.	CONF.	ADJ CONF.
Average RPI Loss:	125	RECORD	PCT. RANK	GAMES	SCHEDULE	OF SCHEDULE	RPI	RPI	RPI	RPI
DIV. I ONLY	4- 4	153	4- 4	175	243	211	211	21	21	
DIV. I NON-CONF.	4- 4	152	4- 4	176	243	213	213	22	22	
TOTALS	RPI 1-25	RPI 26-50	W-L RECORDS	RPI 51-100	RPI 101-150	RPI 150+				
4- 4	0- 0	0- 0	OVERALL	0- 1	0- 1	4- 2				
3- 3	0- 0	0- 0	HOME	0- 1	0- 1	3- 1				
1- 1	0- 0	0- 0	AWAY	0- 0	0- 0	1- 1				
0- 0	0- 0	0- 0	NEUTRAL	0- 0	0- 0	0- 0				
4- 4	0- 0	0- 0	NON-CONFERENCE	0- 1	0- 1	4- 2				
3- 3	0- 0	0- 0	HOME	0- 1	0- 1	3- 1				
1- 1	0- 0	0- 0	AWAY	0- 0	0- 0	1- 1				
0- 0	0- 0	0- 0	NEUTRAL	0- 0	0- 0	0- 0				
0- 0	0- 0	0- 0	CONFERENCE	0- 0	0- 0	0- 0				
0- 0	0- 0	0- 0	HOME	0- 0	0- 0	0- 0				
0- 0	0- 0	0- 0	AWAY	0- 0	0- 0	0- 0				
0- 0	0- 0	0- 0	NEUTRAL	0- 0	0- 0	0- 0				

RPI 1-25				RPI 26-50				RPI 51-100				RPI 101+				Team's RPI: 211	
RPI	S	Opponent	Score	RPI	S	Opponent	Score	RPI	S	Opponent	Score	RPI	S	Opponent	Score		
								56	H	Kennesaw St.	64	73	106	H	Liberty	71	73
												162	H	Massachusetts	71	66	
												165	A	North Florida	72	59	
												168	H	La Salle	68	76	
												170	A	Morehead St.	72	74	
												217	H	Samford	61	56	
												301	H	Tennessee Tech	72	60	
LAST 12 Division I GAMES:																	
				168	H	La Salle	68	76	217	H	Samford	61	56				
				162	H	Massachusetts	71	66	165	A	North Florida	72	59				
				301	H	Tennessee Tech	72	60									
				170	A	Morehead St.	72	74									
				56	H	Kennesaw St.	64	73									
				106	H	Liberty	71	73									

Non-Div I Games: Thomas (GA) 101 55

Georgia St.

Average RPI Win:	231	WON-LOST	WINNING	LAST 10	STRENGTH OF	OPP. STRENGTH	TEAM	ADJ.	CONF.	ADJ CONF.
Average RPI Loss:	42	RECORD	PCT. RANK	GAMES	SCHEDULE	OF SCHEDULE	RPI	RPI	RPI	RPI
DIV. I ONLY	8- 4	89	6- 4	212	75	122	122	2	2	
DIV. I NON-CONF.	8- 4	92	8- 4	213	78	123	123	2	2	
TOTALS	RPI 1-25	RPI 26-50	W-L RECORDS	RPI 51-100	RPI 101-150	RPI 150+				
8- 4	0- 1	0- 2	OVERALL	1- 1	0- 0	7- 0				
5- 1	0- 0	0- 1	HOME	1- 0	0- 0	4- 0				
2- 1	0- 0	0- 0	AWAY	0- 1	0- 0	2- 0				
1- 2	0- 1	0- 1	NEUTRAL	0- 0	0- 0	1- 0				
8- 4	0- 1	0- 2	NON-CONFERENCE	1- 1	0- 0	7- 0				
5- 1	0- 0	0- 1	HOME	1- 0	0- 0	4- 0				
2- 1	0- 0	0- 0	AWAY	0- 1	0- 0	2- 0				
1- 2	0- 1	0- 1	NEUTRAL	0- 0	0- 0	1- 0				
0- 0	0- 0	0- 0	CONFERENCE	0- 0	0- 0	0- 0				
0- 0	0- 0	0- 0	HOME	0- 0	0- 0	0- 0				
0- 0	0- 0	0- 0	AWAY	0- 0	0- 0	0- 0				
0- 0	0- 0	0- 0	NEUTRAL	0- 0	0- 0	0- 0				

RPI 1-25				RPI 26-50				RPI 51-100				RPI 101+ Team's RPI: 122			
RPI	S	Opponent	Score	RPI	S	Opponent	Score	RPI	S	Opponent	Score	RPI	S	Opponent	Score
9	N	Green Bay	50 71	37	N	Minnesota	69 72	56	H	Kennesaw St.	77 48	178	H	Grambling	97 64
				46	H	Georgia	57 64	76	A	Michigan St.	73 79	205	N	Villanova	71 63
												219	A	Loyola Chicago	92 57
												260	H	Central Ark.	88 50
												306	H	Alabama St.	77 53
												308	H	Morgan St.	105 76
												315	A	St. Francis Brooklyn	65 59
LAST 12 Division I GAMES:															
		37 N Minnesota	69 72			315 A St. Francis Brooklyn	65 59								
		205 N Villanova	71 63			306 H Alabama St.	77 53								
		9 N Green Bay	50 71			260 H Central Ark.	88 50								
		178 H Grambling	97 64			76 A Michigan St.	73 79								
		46 H Georgia	57 64			308 H Morgan St.	105 76								
		56 H Kennesaw St.	77 48			219 A Loyola Chicago	92 57								

Non-Div I Games:

Georgia Tech

■ Loss,
■ Non-Conf,
■ S Site,
■ H Home
■ A Away
N Neutral

Gonzaga

Through Games Of Dec. 28, 2014

Average RPI Win:	152	WON-LOST	WINNING	LAST 10	STRENGTH OF	OPP. STRENGTH	TEAM	ADJ.	CONF.	ADJ CONF.
Average RPI Loss:	46	RECORD	PCT. RANK	GAMES	SCHEDULE	OF SCHEDULE	RPI	RPI	RPI	RPI
DIV. I ONLY	8- 4	89	1- 0	29	85	48	48	8	8	
DIV. I NON-CONF.	7- 4	107	1- 0	35	85	55	55	8	8	
TOTALS	RPI 1-25	RPI 26-50	W-L RECORDS	RPI 51-100	RPI 101-150	RPI 150+				
8- 4	1- 1	0- 1	OVERALL	1- 2	2- 0	4- 0				
5- 1	1- 0	0- 0	HOME	1- 1	0- 0	3- 0				
3- 1	0- 0	0- 0	AWAY	0- 0	2- 0	1- 0				
0- 2	0- 1	0- 0	NEUTRAL	0- 1	0- 0	0- 0				
7- 4	1- 1	0- 1	NON-CONFERENCE	0- 2	2- 0	4- 0				
4- 1	1- 0	0- 0	HOME	0- 1	0- 0	3- 0				
3- 1	0- 0	0- 1	AWAY	0- 0	2- 0	1- 0				
0- 2	0- 1	0- 0	NEUTRAL	0- 1	0- 0	0- 0				
1- 0	0- 0	0- 0	CONFERENCE	1- 0	0- 0	0- 0				
1- 0	0- 0	0- 0	HOME	1- 0	0- 0	0- 0				
0- 0	0- 0	0- 0	AWAY	0- 0	0- 0	0- 0				
0- 0	0- 0	0- 0	NEUTRAL	0- 0	0- 0	0- 0				

RPI 1-25				RPI 26-50				Team's RPI: 48				RPI 51-100				RPI 101+			
RPI	S	Opponent	Score	RPI	S	Opponent	Score	RPI	S	Opponent	Score	RPI	S	Opponent	Score	RPI	S	Opponent	Score
5	H	Dayton	75 65	29	A	Northwestern	43 62	54	H	Washington St.	58 59	120	A	Montana St.	89 60				
14	N	Iowa	67 79					85	N	American	56 59	131	A	Eastern Wash.	61 60				
								98	H	BYU	78 62	157	H	Southern Utah	70 51				
												210	H	Portland St.	73 41				
												236	A	Wyoming	70 56				
												257	H	Idaho St.	88 63				
LAST 12 Division I GAMES:																			
236	A	Wyoming	70 56	210	H	Portland St.	73 41												
54	H	Washington St.	58 59	98	H	BYU	78 62												
131	A	Eastern Wash.	61 60	157	H	Southern Utah	70 51												
14	N	Iowa	67 79	29	A	Northwestern	43 62												
85	N	American	56 59	257	H	Idaho St.	88 63												
120	A	Montana St.	89 60	5	H	Dayton	75 65												

Non-Div I Games:

Gonzaga

■ Loss,
■ Non-Conf, S Site,
■ Home
■ Away
N Neutral

Average RPI Win:	243	WON-LOST	WINNING	LAST 10	STRENGTH OF	OPP. STRENGTH	TEAM	ADJ.	CONF.	ADJ CONF.
Average RPI Loss:	92	RECORD	PCT. RANK	GAMES	SCHEDULE	OF SCHEDULE	RPI	RPI	RPI	RPI
DIV. I ONLY	1- 7	321	1- 7	6	220	178	178	31	31	
DIV. I NON-CONF.	1- 7	316	1- 7	7	218	179	179	32	32	
TOTALS	RPI 1-25	RPI 26-50	W-L RECORDS	RPI 51-100	RPI 101-150	RPI 150+				
1- 7	0- 1	0- 1	OVERALL	0- 2	0- 1	1- 2				
1- 0	0- 0	0- 0	HOME	0- 0	0- 0	1- 0				
0- 7	0- 1	0- 1	AWAY	0- 2	0- 1	0- 2				
0- 0	0- 0	0- 0	NEUTRAL	0- 0	0- 0	0- 0				
1- 7	0- 1	0- 1	NON-CONFERENCE	0- 2	0- 1	1- 2				
1- 0	0- 0	0- 0	HOME	0- 0	0- 0	1- 0				
0- 7	0- 1	0- 1	AWAY	0- 2	0- 1	0- 2				
0- 0	0- 0	0- 0	NEUTRAL	0- 0	0- 0	0- 0				
0- 0	0- 0	0- 0	CONFERENCE	0- 0	0- 0	0- 0				
0- 0	0- 0	0- 0	HOME	0- 0	0- 0	0- 0				
0- 0	0- 0	0- 0	AWAY	0- 0	0- 0	0- 0				
0- 0	0- 0	0- 0	NEUTRAL	0- 0	0- 0	0- 0				

RPI 1-25				RPI 26-50				RPI 51-100				RPI 101+ Team's RPI: 178			
RPI	S	Opponent	Score	RPI	S	Opponent	Score	RPI	S	Opponent	Score	RPI	S	Opponent	Score
24	A	Washington	53 84	27	A	George Washington	51 89	61	A	Auburn	42 92	122	A	Georgia Tech	64 97
								63	A	Kansas St.	38 61	166	A	Ole Miss	67 92
												179	A	Arizona	51 65
												243	H	Northwestern St.	44 41
LAST 12 Division I GAMES:															
122	A	Georgia Tech	64 97	63	A	Kansas St.	38 61								
27	A	George Washington	51 89	24	A	Washington	53 84								
61	A	Auburn	42 92	243	H	Northwestern St.	44 41								
166	A	Ole Miss	67 92	179	A	Arizona	51 65								

Non-Div I Games: LSU-Shreveport 67 58 Tougaloo 98 59

Grambling

Loss, Non-Conf, S Site, H Home A Away N Neutral

Average RPI Win: 261		WON-LOST	WINNING	LAST 10	STRENGTH OF	OPP. STRENGTH	TEAM	ADJ.	CONF.	ADJ CONF.
Average RPI Loss: 207		RECORD	PCT. RANK	GAMES	SCHEDULE	OF SCHEDULE	RPI	RPI	RPI	RPI
DIV. I ONLY		3- 7	253	3- 6	338	163	333	333	32	32
DIV. I NON-CONF.		3- 7	253	3- 7	338	163	331	331	33	33
TOTALS	RPI 1-25	RPI 26-50		W-L RECORDS		RPI 51-100	RPI 101-150	RPI 150+		
3- 7	0- 1	0- 0		OVERALL		0- 0	0- 0	3- 6		
2- 3	0- 1	0- 0		HOME		0- 0	0- 0	2- 2		
1- 3	0- 0	0- 0		AWAY		0- 0	0- 0	1- 3		
0- 1	0- 0	0- 0		NEUTRAL		0- 0	0- 0	0- 1		
3- 7	0- 1	0- 0		NON-CONFERENCE		0- 0	0- 0	3- 6		
2- 3	0- 1	0- 0		HOME		0- 0	0- 0	2- 2		
1- 3	0- 0	0- 0		AWAY		0- 0	0- 0	1- 3		
0- 1	0- 0	0- 0		NEUTRAL		0- 0	0- 0	0- 1		
0- 0	0- 0	0- 0		CONFERENCE		0- 0	0- 0	0- 0		
0- 0	0- 0	0- 0		HOME		0- 0	0- 0	0- 0		
0- 0	0- 0	0- 0		AWAY		0- 0	0- 0	0- 0		
0- 0	0- 0	0- 0		NEUTRAL		0- 0	0- 0	0- 0		

RPI 1-25				RPI 26-50				RPI 51-100				RPI 101+				Team's RPI: 333	
RPI	S	Opponent	Score	RPI	S	Opponent	Score	RPI	S	Opponent	Score	RPI	S	Opponent	Score		
16	H	Louisville	51 65									164	A	Northern Colo.	47 66		
												201	A	Oral Roberts	54 51		
												202	N	Northern Ky.	45 52		
												229	H	Nevada	52 64		
												266	H	UC Irvine	53 54		
												271	H	New Orleans	59 57		
												284	A	Austin Peay	77 84		
												287	A	Navy	51 60		
												311	H	North Dakota St.	69 54		
LAST 12 Division I GAMES:																	
311	H	North Dakota St.	69 54	201	A	Oral Roberts	54 51										
16	H	Louisville	51 65	164	A	Northern Colo.	47 66										
284	A	Austin Peay	77 84	229	H	Nevada	52 64										
266	H	UC Irvine	53 54	271	H	New Orleans	59 57										
				287	A	Navy	51 60										
				202	N	Northern Ky.	45 52										

Non-Div I Games:	Western St.	76	52
------------------	-------------	----	----

Grand Canyon

■ Loss, ■ Non-Conf, S Site, H Home A Away N Neutral

Average RPI Win:	117	WON-LOST	WINNING	LAST 10	STRENGTH OF	OPP. STRENGTH	TEAM	ADJ.	CONF.	ADJ CONF.
Average RPI Loss:	20	RECORD	PCT. RANK	GAMES	SCHEDULE	OF SCHEDULE	RPI	RPI	RPI	RPI
DIV. I ONLY	9- 3	57	0- 1	12	17	9	9	13	13	
DIV. I NON-CONF.	9- 3	58	0- 1	15	17	10	10	13	13	
TOTALS	RPI 1-25	RPI 26-50	W-L RECORDS	RPI 51-100	RPI 101-150	RPI 150+				
9- 3	1- 2	1- 0	OVERALL	2- 1	3- 0	2- 0				
4- 0	0- 0	0- 0	HOME	1- 0	2- 0	1- 0				
3- 2	0- 1	1- 0	AWAY	1- 1	0- 0	1- 0				
2- 1	1- 1	0- 0	NEUTRAL	0- 0	1- 0	0- 0				
9- 3	1- 2	1- 0	NON-CONFERENCE	2- 1	3- 0	2- 0				
4- 0	0- 0	0- 0	HOME	1- 0	2- 0	1- 0				
3- 2	0- 1	1- 0	AWAY	1- 1	0- 0	1- 0				
2- 1	1- 1	0- 0	NEUTRAL	0- 0	1- 0	0- 0				
0- 0	0- 0	0- 0	CONFERENCE	0- 0	0- 0	0- 0				
0- 0	0- 0	0- 0	HOME	0- 0	0- 0	0- 0				
0- 0	0- 0	0- 0	AWAY	0- 0	0- 0	0- 0				
0- 0	0- 0	0- 0	NEUTRAL	0- 0	0- 0	0- 0				

RPI 1-25				RPI 26-50				RPI 51-100				RPI 101+			
RPI	S	Opponent	Score	RPI	S	Opponent	Score	RPI	S	Opponent	Score	RPI	S	Opponent	Score
2	N	UConn	53 89	40	A	Purdue	81 78	53	A	Vanderbilt	64 68	116	H	Wisconsin	53 43
5	A	Dayton	66 72					57	A	South Dakota St.	77 75	122	N	Georgia Tech	71 50
10	N	Arizona St.	63 57					90	H	Duquesne	84 52	133	H	Western Mich.	70 55
												183	A	Marquette	94 66
												300	H	Vermont	60 40
LAST 12 Division I GAMES:															
2	N	UConn	53 89	57	A	South Dakota St.	77 75								
5	A	Dayton	66 72	133	H	Western Mich.	70 55								
300	H	Vermont	60 40	10	N	Arizona St.	63 57								
116	H	Wisconsin	53 43	122	N	Georgia Tech	71 50								
53	A	Vanderbilt	64 68	90	H	Duquesne	84 52								
183	A	Marquette	94 66	40	A	Purdue	81 78								

Non-Div I Games:

Green Bay

■ Loss,
■ Non-Conf,
■ S Site,
■ H Home
■ A Away
N Neutral

Average RPI Win:	177	WON-LOST	WINNING	LAST 10	STRENGTH OF	OPP. STRENGTH	TEAM	ADJ.	CONF.	ADJ CONF.
Average RPI Loss:	50	RECORD	PCT. RANK	GAMES	SCHEDULE	OF SCHEDULE	RPI	RPI	RPI	RPI
DIV. I ONLY	3- 8	264	3- 7	1	122	66	66	33	33	
DIV. I NON-CONF.	2- 8	290	2- 8	1	141	47	47	31	31	
TOTALS	RPI 1-25	RPI 26-50	W-L RECORDS	RPI 51-100	RPI 101-150	RPI 150+				
3- 8	0- 2	0- 2	OVERALL	0- 3	2- 1	1- 0				
1- 2	0- 1	0- 0	HOME	0- 1	0- 0	1- 0				
2- 6	0- 1	0- 2	AWAY	0- 2	2- 1	0- 0				
0- 0	0- 0	0- 0	NEUTRAL	0- 0	0- 0	0- 0				
2- 8	0- 2	0- 2	NON-CONFERENCE	0- 3	2- 1	0- 0				
0- 2	0- 1	0- 0	HOME	0- 1	0- 0	0- 0				
2- 6	0- 1	0- 2	AWAY	0- 2	2- 1	0- 0				
0- 0	0- 0	0- 0	NEUTRAL	0- 0	0- 0	0- 0				
1- 0	0- 0	0- 0	CONFERENCE	0- 0	0- 0	1- 0				
1- 0	0- 0	0- 0	HOME	0- 0	0- 0	1- 0				
0- 0	0- 0	0- 0	AWAY	0- 0	0- 0	0- 0				
0- 0	0- 0	0- 0	NEUTRAL	0- 0	0- 0	0- 0				

RPI 1-25				RPI 26-50				RPI 51-100				Team's RPI: 66	RPI 101+			
RPI	S	Opponent	Score	RPI	S	Opponent	Score	RPI	S	Opponent	Score		RPI	S	Opponent	Score
8	A	James Madison	53 85	26	A	Quinnipiac	59 87	54	H	Washington St.	60 74		107	A	Penn	58 43
11	H	South Carolina	49 69	29	A	Northwestern	36 62	63	A	Kansas St.	46 66		109	A	DePaul	67 86
								100	A	Lehigh	67 85		117	A	Richmond	64 53
													308	H	Morgan St.	63 43
LAST 12 Division I GAMES:																
109	A	DePaul	67 86	117	A	Richmond	64 53									
8	A	James Madison	53 85	107	A	Penn	58 43									
11	H	South Carolina	49 69	100	A	Lehigh	67 85									
308	H	Morgan St.	63 43	54	H	Washington St.	60 74									
29	A	Northwestern	36 62	63	A	Kansas St.	46 66									
				26	A	Quinnipiac	59 87									

Non-Div I Games:

Hampton

■ Loss,
 ■ Non-Conf, S Site,
 ■ Home
 ■ Away
 N Neutral

Average RPI Win:	185	WON-LOST	WINNING	LAST 10	STRENGTH OF	OPP. STRENGTH	TEAM	ADJ.	CONF.	ADJ CONF.
Average RPI Loss:	69	RECORD	PCT. RANK	GAMES	SCHEDULE	OF SCHEDULE	RPI	RPI	RPI	RPI
DIV. I ONLY	5- 7	201	3- 7	49	94	118	118	24	24	
DIV. I NON-CONF.	5- 7	198	5- 7	52	98	119	119	24	24	
TOTALS	RPI 1-25	RPI 26-50	W-L RECORDS	RPI 51-100	RPI 101-150	RPI 150+				
5- 7	0- 2	0- 1	OVERALL	0- 2	1- 2	4- 0				
3- 2	0- 0	0- 1	HOME	0- 1	0- 0	3- 0				
2- 2	0- 0	0- 0	AWAY	0- 0	1- 2	1- 0				
0- 3	0- 2	0- 0	NEUTRAL	0- 1	0- 0	0- 0				
5- 7	0- 2	0- 1	NON-CONFERENCE	0- 2	1- 2	4- 0				
3- 2	0- 0	0- 1	HOME	0- 1	0- 0	3- 0				
2- 2	0- 0	0- 0	AWAY	0- 0	1- 2	1- 0				
0- 3	0- 2	0- 0	NEUTRAL	0- 1	0- 0	0- 0				
0- 0	0- 0	0- 0	CONFERENCE	0- 0	0- 0	0- 0				
0- 0	0- 0	0- 0	HOME	0- 0	0- 0	0- 0				
0- 0	0- 0	0- 0	AWAY	0- 0	0- 0	0- 0				
0- 0	0- 0	0- 0	NEUTRAL	0- 0	0- 0	0- 0				

RPI 1-25				RPI 26-50				RPI 51-100				RPI 101+ Team's RPI: 118			
RPI	S	Opponent	Score	RPI	S	Opponent	Score	RPI	S	Opponent	Score	RPI	S	Opponent	Score
18	N	Florida St.	59 69	26	H	Quinnipiac	58 70	71	N	Furman	43 53	105	A	Lafayette	59 74
24	N	Washington	70 81					99	H	Boston College	61 73	141	A	Dartmouth	43 49
												142	A	Central Conn. St.	75 63
												161	A	Cornell	48 46
												180	H	Sacred Heart	68 63
												194	H	Providence	57 54
												248	H	Penn St.	62 57
LAST 12 Division I GAMES:															
				26	H	Quinnipiac	58 70	18	N	Florida St.	59 69				
				180	H	Sacred Heart	68 63	24	N	Washington	70 81				
				248	H	Penn St.	62 57	71	N	Furman	43 53				
				99	H	Boston College	61 73	105	A	Lafayette	59 74				
				141	A	Dartmouth	43 49	194	H	Providence	57 54				
				161	A	Cornell	48 46	142	A	Central Conn. St.	75 63				

Non-Div I Games:

Hartford

Average RPI Win: 189	WON-LOST	WINNING	LAST 10	STRENGTH OF	OPP. STRENGTH	TEAM	ADJ.	CONF.	ADJ CONF.
Average RPI Loss: 140	RECORD	PCT. RANK	GAMES	SCHEDULE	OF SCHEDULE	RPI	RPI	RPI	RPI
DIV. I ONLY	5- 4	141	5- 4	187	74	112	112	10	10
DIV. I NON-CONF.	5- 4	141	5- 4	190	77	115	115	10	10
TOTALS	RPI 1-25	RPI 26-50	W-L RECORDS	RPI 51-100	RPI 101-150	RPI 150+			
5- 4	0- 1	1- 0	OVERALL	0- 1	0- 0	4- 2			
2- 0	0- 0	0- 0	HOME	0- 0	0- 0	2- 0			
1- 3	0- 1	0- 0	AWAY	0- 1	0- 0	1- 1			
2- 1	0- 0	1- 0	NEUTRAL	0- 0	0- 0	1- 1			
5- 4	0- 1	1- 0	NON-CONFERENCE	0- 1	0- 0	4- 2			
2- 0	0- 0	0- 0	HOME	0- 0	0- 0	2- 0			
1- 3	0- 1	0- 0	AWAY	0- 1	0- 0	1- 1			
2- 1	0- 0	1- 0	NEUTRAL	0- 0	0- 0	1- 1			
0- 0	0- 0	0- 0	CONFERENCE	0- 0	0- 0	0- 0			
0- 0	0- 0	0- 0	HOME	0- 0	0- 0	0- 0			
0- 0	0- 0	0- 0	AWAY	0- 0	0- 0	0- 0			
0- 0	0- 0	0- 0	NEUTRAL	0- 0	0- 0	0- 0			

RPI 1-25				RPI 26-50				RPI 51-100				RPI 101+ Team's RPI: 112			
RPI	S	Opponent	Score	RPI	S	Opponent	Score	RPI	S	Opponent	Score	RPI	S	Opponent	Score
1	A	Notre Dame	43 97	26	N	Quinnipiac	87 83	94	A	Maine	46 65	162	A	Massachusetts	75 62
												191	N	Temple	69 81
												213	H	Northeastern	67 65
												247	N	Holy Cross	79 76
												275	A	Boston U.	62 63
												296	H	Colgate	68 53
LAST 12 Division I GAMES:															
213	H	Northeastern	67 65	1	A	Notre Dame	43 97	94	A	Maine	46 65	26	N	Quinnipiac	87 83
162	A	Massachusetts	75 62	275	A	Boston U.	62 63	296	H	Colgate	68 53				
191	N	Temple	69 81												
247	N	Holy Cross	79 76												

Non-Div I Games:

Harvard

Average RPI Win:	251	WON-LOST	WINNING	LAST 10	STRENGTH OF	OPP. STRENGTH	TEAM	ADJ.	CONF.	ADJ CONF.
Average RPI Loss:	44	RECORD	PCT. RANK	GAMES	SCHEDULE	OF SCHEDULE	RPI	RPI	RPI	RPI
DIV. I ONLY	5- 5	153	1- 0	132	71	140	140	14	14	
DIV. I NON-CONF.	5- 5	152	1- 0	138	74	141	141	14	14	
TOTALS	RPI 1-25	RPI 26-50	W-L RECORDS	RPI 51-100	RPI 101-150	RPI 150+				
5- 5	0- 2	0- 0	OVERALL	0- 3	1- 0	4- 0				
2- 4	0- 2	0- 0	HOME	0- 2	0- 0	2- 0				
3- 1	0- 0	0- 0	AWAY	0- 1	1- 0	2- 0				
0- 0	0- 0	0- 0	NEUTRAL	0- 0	0- 0	0- 0				
5- 5	0- 2	0- 0	NON-CONFERENCE	0- 3	1- 0	4- 0				
2- 4	0- 2	0- 0	HOME	0- 2	0- 0	2- 0				
3- 1	0- 0	0- 0	AWAY	0- 1	1- 0	2- 0				
0- 0	0- 0	0- 0	NEUTRAL	0- 0	0- 0	0- 0				
0- 0	0- 0	0- 0	CONFERENCE	0- 0	0- 0	0- 0				
0- 0	0- 0	0- 0	HOME	0- 0	0- 0	0- 0				
0- 0	0- 0	0- 0	AWAY	0- 0	0- 0	0- 0				
0- 0	0- 0	0- 0	NEUTRAL	0- 0	0- 0	0- 0				

RPI 1-25				RPI 26-50				RPI 51-100				RPI 101+ Team's RPI: 140			
RPI	S	Opponent	Score	RPI	S	Opponent	Score	RPI	S	Opponent	Score	RPI	S	Opponent	Score
13	H	North Carolina	65 74					51	H	Stanford	73 86	144	A	Colorado St.	63 58
23	H	California	72 79					67	A	Bakersfield	69 78	207	H	Prairie View	72 58
								68	H	Pacific	61 69	270	H	UNLV	79 70
												294	A	Loyola Marymount	85 76
												340	A	Denver	60 58
LAST 12 Division I GAMES:															
294	A	Loyola Marymount	85 76	207	H	Prairie View	72 58								
68	H	Pacific	61 69	67	A	Bakersfield	69 78								
13	H	North Carolina	65 74	340	A	Denver	60 58								
51	H	Stanford	73 86	144	A	Colorado St.	63 58								
270	H	UNLV	79 70												
23	H	California	72 79												

Non-Div I Games: BYU-Hawaii 92 40

Hawaii

■ Loss,
 ■ Non-Conf, S Site,
 ■ Home
 ■ Away
 N Neutral

Average RPI Win:	206	WON-LOST	WINNING	LAST 10	STRENGTH OF	OPP. STRENGTH	TEAM	ADJ.	CONF.	ADJ CONF.
Average RPI Loss:	102	RECORD	PCT. RANK	GAMES	SCHEDULE	OF SCHEDULE	RPI	RPI	RPI	RPI
DIV. I ONLY	5- 5	153	1- 1	153	153	147	147	30	30	
DIV. I NON-CONF.	3- 5	212	0- 1	77	131	153	153	30	30	
TOTALS	RPI 1-25	RPI 26-50	W-L RECORDS	RPI 51-100	RPI 101-150	RPI 150+				
5- 5	0- 1	0- 0	OVERALL	1- 1	0- 2	4- 1				
5- 0	0- 0	0- 0	HOME	1- 0	0- 0	4- 0				
0- 5	0- 0	0- 0	AWAY	0- 0	0- 0	0- 0				
0- 0	0- 0	0- 0	NEUTRAL	0- 0	0- 0	0- 0				
3- 5	0- 1	0- 0	NON-CONFERENCE	1- 1	0- 2	2- 1				
3- 0	0- 0	0- 0	HOME	1- 0	0- 0	2- 0				
0- 5	0- 1	0- 0	AWAY	0- 1	0- 2	0- 1				
0- 0	0- 0	0- 0	NEUTRAL	0- 0	0- 0	0- 0				
2- 0	0- 0	0- 0	CONFERENCE	0- 0	0- 0	2- 0				
2- 0	0- 0	0- 0	HOME	0- 0	0- 0	2- 0				
0- 0	0- 0	0- 0	AWAY	0- 0	0- 0	0- 0				
0- 0	0- 0	0- 0	NEUTRAL	0- 0	0- 0	0- 0				

RPI 1-25				RPI 26-50				RPI 51-100				RPI 101+ Team's RPI: 147			
RPI	S	Opponent	Score	RPI	S	Opponent	Score	RPI	S	Opponent	Score	RPI	S	Opponent	Score
6	A	Nebraska	57 83					69	A	North Carolina St.	62 66	124	A	VCU	59 81
								86	H	Elon	87 71	139	A	East Tenn. St.	76 84
												171	A	Davidson	57 76
												175	H	Presbyterian	54 49
												177	H	William & Mary	87 80
												262	H	UNC Greensboro	78 67
												329	H	Longwood	81 60
LAST 12 Division I GAMES:															
262	H	UNC Greensboro	78 67	329	H	Longwood	81 60								
175	H	Presbyterian	54 49	69	A	North Carolina St.	62 66								
86	H	Elon	87 71	6	A	Nebraska	57 83								
171	A	Davidson	57 76	124	A	VCU	59 81								
177	H	William & Mary	87 80												
139	A	East Tenn. St.	76 84												

Non-Div I Games: Brevard 72 65

High Point

■ Loss,
 ■ Non-Conf,
 ■ S Site,
 ■ H Home
 ■ A Away
 N Neutral

Hofstra

Through Games Of Dec. 28, 2014

Average RPI Win:	175	WON-LOST	WINNING	LAST 10	STRENGTH OF	OPP. STRENGTH	TEAM	ADJ.	CONF.	ADJ CONF.
Average RPI Loss:	103	RECORD	PCT. RANK	GAMES	SCHEDULE	OF SCHEDULE	RPI	RPI	RPI	RPI
DIV. I ONLY	7- 3	76	7- 3	248	37	110	110	11	11	
DIV. I NON-CONF.	7- 3	82	7- 3	249	39	112	112	11	11	
TOTALS	RPI 1-25	RPI 26-50	W-L RECORDS	RPI 51-100	RPI 101-150	RPI 150+				
7- 3	0- 1	0- 0	OVERALL	1- 0	2- 2	4- 0				
3- 2	0- 1	0- 0	HOME	0- 0	1- 1	2- 0				
4- 1	0- 0	0- 0	AWAY	1- 0	1- 1	2- 0				
0- 0	0- 0	0- 0	NEUTRAL	0- 0	0- 0	0- 0				
7- 3	0- 1	0- 0	NON-CONFERENCE	1- 0	2- 2	4- 0				
3- 2	0- 1	0- 0	HOME	0- 0	1- 1	2- 0				
4- 1	0- 0	0- 0	AWAY	1- 0	1- 1	2- 0				
0- 0	0- 0	0- 0	NEUTRAL	0- 0	0- 0	0- 0				
0- 0	0- 0	0- 0	CONFERENCE	0- 0	0- 0	0- 0				
0- 0	0- 0	0- 0	HOME	0- 0	0- 0	0- 0				
0- 0	0- 0	0- 0	AWAY	0- 0	0- 0	0- 0				
0- 0	0- 0	0- 0	NEUTRAL	0- 0	0- 0	0- 0				

RPI	S	Opponent	Score	RPI	S	Opponent	Score	RPI	S	Opponent	Score	RPI	S	Opponent	Score	Team's RPI: 110
19	H	Western Ky.	65 70					99	A	Boston College	75 61	102	H	UNI	61 58	
												111	A	Albany (NY)	65 55	
												142	H	Central Conn. St.	66 71	
												148	A	Fordham	46 60	
												153	H	Fairfield	66 53	
												193	H	Robert Morris	71 51	
												239	A	NJIT	62 47	
												328	A	Norfolk St.	64 47	
LAST 12 Division I GAMES:																
328	A	Norfolk St.	64 47	99	A	Boston College	75 61									
148	A	Fordham	46 60	239	A	NJIT	62 47									
153	H	Fairfield	66 53	193	H	Robert Morris	71 51									
142	H	Central Conn. St.	66 71	111	A	Albany (NY)	65 55									
				19	H	Western Ky.	65 70									
				102	H	UNI	61 58									

Non-Div I Games:

Hofstra

Loss, Non-Conf, S Site, H Home A Away N Neutral

Holy Cross

Through Games Of Dec. 28, 2014

Average RPI Win:	223	WON-LOST	WINNING	LAST 10	STRENGTH OF	OPP. STRENGTH	TEAM	ADJ.	CONF.	ADJ CONF.
Average RPI Loss:	129	RECORD	PCT. RANK	GAMES	SCHEDULE	OF SCHEDULE	RPI	RPI	RPI	RPI
DIV. I ONLY	4- 8	238	4- 6	222	110	247	247	20	20	
DIV. I NON-CONF.	4- 8	238	4- 8	223	109	249	249	21	21	
TOTALS	RPI 1-25	RPI 26-50	W-L RECORDS	RPI 51-100	RPI 101-150	RPI 150+				
4- 8	0- 1	0- 1	OVERALL	1- 0	0- 4	3- 2				
2- 1	0- 0	0- 0	HOME	1- 0	0- 0	1- 1				
0- 5	0- 1	0- 0	AWAY	0- 0	0- 3	0- 1				
2- 2	0- 0	0- 1	NEUTRAL	0- 0	0- 1	2- 0				
4- 8	0- 1	0- 1	NON-CONFERENCE	1- 0	0- 4	3- 2				
2- 1	0- 0	0- 0	HOME	1- 0	0- 0	1- 1				
0- 5	0- 1	0- 0	AWAY	0- 0	0- 3	0- 1				
2- 2	0- 0	0- 1	NEUTRAL	0- 0	0- 1	2- 0				
0- 0	0- 0	0- 0	CONFERENCE	0- 0	0- 0	0- 0				
0- 0	0- 0	0- 0	HOME	0- 0	0- 0	0- 0				
0- 0	0- 0	0- 0	AWAY	0- 0	0- 0	0- 0				
0- 0	0- 0	0- 0	NEUTRAL	0- 0	0- 0	0- 0				

RPI 1-25				RPI 26-50				RPI 51-100				RPI 101+ Team's RPI: 247			
RPI	S	Opponent	Score	RPI	S	Opponent	Score	RPI	S	Opponent	Score	RPI	S	Opponent	Score
1	A	Notre Dame	29 104	26	N	Quinnipiac	67 74	99	H	Boston College	80 64	112	N	Harvard	76 79
												141	A	Dartmouth	53 69
												145	A	Yale	70 83
												150	A	Bryant	68 74
												162	A	Massachusetts	61 72
												189	H	UMass Lowell	78 63
												274	N	Georgetown	73 69
												297	H	Manhattan	60 66
												328	N	Norfolk St.	63 62
LAST 12 Division I GAMES:															
328	N	Norfolk St.	63 62	162	A	Massachusetts	61 72	99	H	Boston College	80 64	150	A	Bryant	68 74
189	H	UMass Lowell	78 63	274	N	Georgetown	73 69	112	N	Harvard	76 79	26	N	Quinnipiac	67 74
1	A	Notre Dame	29 104												
141	A	Dartmouth	53 69												
145	A	Yale	70 83												
297	H	Manhattan	60 66												

Non-Div I Games:

Holy Cross

■ Loss,
 ■ Non-Conf,
 S Site,
 ■ Home
 ■ Away
 N Neutral

Average RPI Win:	285	WON-LOST	WINNING	LAST 10	STRENGTH OF	OPP. STRENGTH	TEAM	ADJ.	CONF.	ADJ CONF.
Average RPI Loss:	145	RECORD	PCT. RANK	GAMES	SCHEDULE	OF SCHEDULE	RPI	RPI	RPI	RPI
DIV. I ONLY	5- 7	201	4- 6	281	246	259	259	9	9	
DIV. I NON-CONF.	5- 6	176	5- 6	274	256	243	243	9	9	
TOTALS	RPI 1-25	RPI 26-50	W-L RECORDS	RPI 51-100	RPI 101-150	RPI 150+				
5- 7	0- 1	0- 1	OVERALL	0- 1	0- 0	5- 4				
1- 3	0- 0	0- 0	HOME	0- 0	0- 0	1- 3				
2- 2	0- 0	0- 1	AWAY	0- 1	0- 0	2- 0				
2- 2	0- 1	0- 0	NEUTRAL	0- 0	0- 0	2- 1				
5- 6	0- 1	0- 1	NON-CONFERENCE	0- 1	0- 0	5- 3				
1- 2	0- 0	0- 0	HOME	0- 0	0- 0	1- 2				
2- 2	0- 0	0- 1	AWAY	0- 1	0- 0	2- 0				
2- 2	0- 1	0- 0	NEUTRAL	0- 0	0- 0	2- 1				
0- 1	0- 0	0- 0	CONFERENCE	0- 0	0- 0	0- 1				
0- 1	0- 0	0- 0	HOME	0- 0	0- 0	0- 1				
0- 0	0- 0	0- 0	AWAY	0- 0	0- 0	0- 0				
0- 0	0- 0	0- 0	NEUTRAL	0- 0	0- 0	0- 0				

RPI	S	Opponent	Score	RPI	S	Opponent	Score	RPI	S	Opponent	Score	RPI	S	Opponent	Score	Team's RPI: 259
8	N	James Madison	60 84	34	A	Texas A&M	55 94	75	A	Texas Tech	54 60	198	H	UCF	50 64	
												206	N	Nicholls St.	65 47	
												207	H	Prairie View	56 61	
												232	N	UTSA	56 53	
												234	H	Incarnate Word	48 50	
												257	N	Idaho St.	67 73	
												302	H	Rice	59 58	
												338	A	A&M-Corpus Christi	68 66	
												346	A	North Texas	46 42	
LAST 12 Division I GAMES:																
198	H	UCF	50 64	206	N	Nicholls St.	65 47									
75	A	Texas Tech	54 60	232	N	UTSA	56 53									
257	N	Idaho St.	67 73	34	A	Texas A&M	55 94									
338	A	A&M-Corpus Christi	68 66	207	H	Prairie View	56 61									
234	H	Incarnate Word	48 50	302	H	Rice	59 58									
346	A	North Texas	46 42	8	N	James Madison	60 84									

Non-Div I Games:

Houston

■ Loss,
 ■ Non-Conf,
 S Site,
 ■ Home
 ■ Away
 N Neutral

Average RPI Win: 264		WON-LOST	WINNING	LAST 10	STRENGTH OF	OPP. STRENGTH	TEAM	ADJ.	CONF.	ADJ CONF.
Average RPI Loss: 193		RECORD	PCT. RANK	GAMES	SCHEDULE	OF SCHEDULE	RPI	RPI	RPI	RPI
DIV. I ONLY		2- 4	238	2- 4	233	308	227	227	29	29
DIV. I NON-CONF.		2- 4	238	2- 4	234	309	229	229	29	29
TOTALS	RPI 1-25	RPI 26-50		W-L RECORDS		RPI 51-100	RPI 101-150	RPI 150+		
2- 4	0- 0	0- 0		OVERALL		0- 0	0- 1	2- 3		
0- 1	0- 0	0- 0		HOME		0- 0	0- 0	0- 1		
2- 3	0- 0	0- 0		AWAY		0- 0	0- 1	2- 2		
0- 0	0- 0	0- 0		NEUTRAL		0- 0	0- 0	0- 0		
2- 4	0- 0	0- 0		NON-CONFERENCE		0- 0	0- 1	2- 3		
0- 1	0- 0	0- 0		HOME		0- 0	0- 0	0- 1		
2- 3	0- 0	0- 0		AWAY		0- 0	0- 1	2- 2		
0- 0	0- 0	0- 0		NEUTRAL		0- 0	0- 0	0- 0		
0- 0	0- 0	0- 0		CONFERENCE		0- 0	0- 0	0- 0		
0- 0	0- 0	0- 0		HOME		0- 0	0- 0	0- 0		
0- 0	0- 0	0- 0		AWAY		0- 0	0- 0	0- 0		
0- 0	0- 0	0- 0		NEUTRAL		0- 0	0- 0	0- 0		

RPI 1-25				RPI 26-50				RPI 51-100				RPI 101+ Team's RPI: 227				
RPI	S	Opponent	Score	RPI	S	Opponent	Score	RPI	S	Opponent	Score	RPI	S	Opponent	Score	
												149	A	Tex.-Pan American	72	75
												184	A	TCU	64	87
												190	A	Texas-Arlington	73	83
												224	A	Texas St.	61	56
												250	H	Texas Southern	80	92
												304	A	UTEP	87	77
LAST 12 Division I GAMES:																
				250	H	Texas Southern	80	92	149	A	Tex.-Pan American	72	75			
				304	A	UTEP	87	77	224	A	Texas St.	61	56			
								190	A	Texas-Arlington	73	83				
								184	A	TCU	64	87				

[illegible]

■ Loss, ■ Non-Conf, S Site, H Home A Away N Neutral

Average RPI Win: 327	WON-LOST	WINNING	LAST 10	STRENGTH OF	OPP. STRENGTH	TEAM	ADJ.	CONF.	ADJ CONF.
Average RPI Loss: 148	RECORD	PCT. RANK	GAMES	SCHEDULE	OF SCHEDULE	RPI	RPI	RPI	RPI
DIV. I ONLY	1- 11	336	0- 1	130	262	309	309	33	33
DIV. I NON-CONF.	0- 10	334	0- 1	82	222	299	299	31	31
TOTALS	RPI 1-25	RPI 26-50	W-L RECORDS	RPI 51-100	RPI 101-150	RPI 150+			
1- 11	0- 1	0- 0	OVERALL	0- 3	0- 1	1- 6			
1- 4	0- 0	0- 0	HOME	0- 1	0- 0	1- 3			
0- 6	0- 0	0- 0	AWAY	0- 0	0- 0	0- 0			
0- 1	0- 0	0- 0	NEUTRAL	0- 0	0- 0	0- 1			
0- 10	0- 1	0- 0	NON-CONFERENCE	0- 3	0- 1	0- 5			
0- 3	0- 0	0- 0	HOME	0- 1	0- 0	0- 2			
0- 6	0- 1	0- 0	AWAY	0- 2	0- 1	0- 2			
0- 1	0- 0	0- 0	NEUTRAL	0- 0	0- 0	0- 1			
1- 1	0- 0	0- 0	CONFERENCE	0- 0	0- 0	1- 1			
1- 1	0- 0	0- 0	HOME	0- 0	0- 0	1- 1			
0- 0	0- 0	0- 0	AWAY	0- 0	0- 0	0- 0			
0- 0	0- 0	0- 0	NEUTRAL	0- 0	0- 0	0- 0			

RPI 1-25				RPI 26-50				RPI 51-100				RPI 101+ Team's RPI: 309			
RPI	S	Opponent	Score	RPI	S	Opponent	Score	RPI	S	Opponent	Score	RPI	S	Opponent	Score
13	A	North Carolina	49 83					58	A	St. Mary's (CA)	55 80	127	A	Virginia	53 74
								88	A	Old Dominion	54 75	168	A	La Salle	64 65
								90	H	Duquesne	63 89	174	H	New Hampshire	68 78
												191	H	Temple	48 78
												219	H	N.C. A&T	69 80
												236	N	Wyoming	53 67
												267	A	LIU Brooklyn	74 83
												327	H	N.C. Central	70 65
LAST 12 Division I GAMES:															
191	H	Temple	48 78	168	A	La Salle	64 65	127	A	Virginia	53 74	90	H	Duquesne	63 89
267	A	LIU Brooklyn	74 83	58	A	St. Mary's (CA)	55 80	174	H	New Hampshire	68 78	88	A	Old Dominion	54 75
327	H	N.C. Central	70 65	90	H	Duquesne	63 89	13	A	North Carolina	49 83	219	H	N.C. A&T	69 80
236	N	Wyoming	53 67												

Non-Div I Games:

Howard

Average RPI Win:	272	WON-LOST	WINNING	LAST 10	STRENGTH OF	OPP. STRENGTH	TEAM	ADJ.	CONF.	ADJ CONF.
Average RPI Loss:	164	RECORD	PCT. RANK	GAMES	SCHEDULE	OF SCHEDULE	RPI	RPI	RPI	RPI
DIV. I ONLY	4- 7	221	4- 6	188	322	253	253	25	25	
DIV. I NON-CONF.	4- 7	220	4- 7	192	323	253	253	25	25	
TOTALS	RPI 1-25	RPI 26-50	W-L RECORDS	RPI 51-100	RPI 101-150	RPI 150+				
4- 7	0- 0	0- 1	OVERALL	0- 1	0- 1	4- 4				
3- 2	0- 0	0- 0	HOME	0- 0	0- 0	3- 2				
1- 5	0- 0	0- 1	AWAY	0- 1	0- 1	1- 2				
0- 0	0- 0	0- 0	NEUTRAL	0- 0	0- 0	0- 0				
4- 7	0- 0	0- 1	NON-CONFERENCE	0- 1	0- 1	4- 4				
3- 2	0- 0	0- 0	HOME	0- 0	0- 0	3- 2				
1- 5	0- 0	0- 1	AWAY	0- 1	0- 1	1- 2				
0- 0	0- 0	0- 0	NEUTRAL	0- 0	0- 0	0- 0				
0- 0	0- 0	0- 0	CONFERENCE	0- 0	0- 0	0- 0				
0- 0	0- 0	0- 0	HOME	0- 0	0- 0	0- 0				
0- 0	0- 0	0- 0	AWAY	0- 0	0- 0	0- 0				
0- 0	0- 0	0- 0	NEUTRAL	0- 0	0- 0	0- 0				

RPI 1-25				RPI 26-50				RPI 51-100				RPI 101+				Team's RPI: 253	
RPI	S	Opponent	Score	RPI	S	Opponent	Score	RPI	S	Opponent	Score	RPI	S	Opponent	Score		
				39	A	West Virginia	48 82	74	A	Illinois	63 70	101	A	Indiana	37 80		
												169	A	USC Upstate	73 85		
												202	H	Northern Ky.	65 59		
												230	H	Oakland	84 92		
												255	H	Detroit	74 81		
												265	H	Evansville	77 59		
												282	A	Coastal Caro.	63 90		
												288	H	Milwaukee	78 72		
												334	A	Chicago St.	79 62		
LAST 12 Division I GAMES:																	
				39	A	West Virginia	48 82	288	H	Milwaukee	78 72						
				101	A	Indiana	37 80	230	H	Oakland	84 92						
				202	H	Northern Ky.	65 59	169	A	USC Upstate	73 85						
				334	A	Chicago St.	79 62	265	H	Evansville	77 59						
				255	H	Detroit	74 81	74	A	Illinois	63 70						
				282	A	Coastal Caro.	63 90										

Non-Div I Games: Grace (IN) 90 51

IPFW

■ Loss,
■ Non-Conf,
■ S Site,
■ H Home
■ A Away
N Neutral

Average RPI Win:	280	WON-LOST	WINNING	LAST 10	STRENGTH OF	OPP. STRENGTH	TEAM	ADJ.	CONF.	ADJ CONF.
Average RPI Loss:	120	RECORD	PCT. RANK	GAMES	SCHEDULE	OF SCHEDULE	RPI	RPI	RPI	RPI
DIV. I ONLY	3- 7	253	2- 6	152	192	261	261	25	25	
DIV. I NON-CONF.	3- 7	253	3- 7	156	188	263	263	25	25	
TOTALS	RPI 1-25	RPI 26-50	W-L RECORDS	RPI 51-100	RPI 101-150	RPI 150+				
3- 7	0- 1	0- 1	OVERALL	0- 1	0- 2	3- 2				
3- 2	0- 1	0- 1	HOME	0- 0	0- 0	3- 0				
0- 3	0- 0	0- 0	AWAY	0- 1	0- 0	0- 1				
0- 2	0- 0	0- 0	NEUTRAL	0- 0	0- 1	0- 1				
3- 7	0- 1	0- 1	NON-CONFERENCE	0- 1	0- 2	3- 2				
3- 2	0- 1	0- 1	HOME	0- 0	0- 0	3- 0				
0- 3	0- 0	0- 0	AWAY	0- 1	0- 1	0- 1				
0- 2	0- 0	0- 0	NEUTRAL	0- 0	0- 1	0- 1				
0- 0	0- 0	0- 0	CONFERENCE	0- 0	0- 0	0- 0				
0- 0	0- 0	0- 0	HOME	0- 0	0- 0	0- 0				
0- 0	0- 0	0- 0	AWAY	0- 0	0- 0	0- 0				
0- 0	0- 0	0- 0	NEUTRAL	0- 0	0- 0	0- 0				

RPI 1-25				RPI 26-50				RPI 51-100				RPI 101+ Team's RPI: 261			
RPI	S	Opponent	Score	RPI	S	Opponent	Score	RPI	S	Opponent	Score	RPI	S	Opponent	Score
16	H	Louisville	69 89	28	H	Indiana St.	60 61	76	A	Michigan St.	45 64	101	A	Indiana	55 68
												120	N	Montana St.	74 80
												249	A	Missouri St.	58 68
												250	N	Texas Southern	61 71
												258	H	SIUE	87 76
												265	H	Evansville	62 50
												316	H	Eastern Ill.	66 44
LAST 12 Division I GAMES:															
				28	H	Indiana St.	60 61	265	H	Evansville	62 50				
				120	N	Montana St.	74 80	249	A	Missouri St.	58 68				
				250	N	Texas Southern	61 71	101	A	Indiana	55 68				
				258	H	SIUE	87 76	16	H	Louisville	69 89				
				76	A	Michigan St.	45 64								
				316	H	Eastern Ill.	66 44								

Non-Div I Games: Ind.-Southeast 95 45 Ind.-Kokomo 102 44

IUPUI

Loss, Non-Conf, S Site, H Home A Away N Neutral

Average RPI Win:	275	WON-LOST	WINNING	LAST 10	STRENGTH OF	OPP. STRENGTH	TEAM	ADJ.	CONF.	ADJ CONF.
Average RPI Loss:	54	RECORD	PCT. RANK	GAMES	SCHEDULE	OF SCHEDULE	RPI	RPI	RPI	RPI
DIV. I ONLY	4- 5	187	1- 1	78	200	92	92	18	18	
DIV. I NON-CONF.	4- 5	183	1- 1	83	199	95	95	19	19	
TOTALS	RPI 1-25	RPI 26-50	W-L RECORDS	RPI 51-100	RPI 101-150	RPI 150+				
4- 5	0- 1	0- 1	OVERALL	0- 3	0- 0	4- 0				
0- 1	0- 0	0- 0	HOME	0- 1	0- 0	0- 0				
3- 4	0- 1	0- 1	AWAY	0- 2	0- 0	3- 0				
1- 0	0- 0	0- 0	NEUTRAL	0- 0	0- 0	1- 0				
4- 5	0- 1	0- 1	NON-CONFERENCE	0- 3	0- 0	4- 0				
0- 1	0- 0	0- 0	HOME	0- 1	0- 0	0- 0				
3- 4	0- 1	0- 1	AWAY	0- 2	0- 0	3- 0				
1- 0	0- 0	0- 0	NEUTRAL	0- 0	0- 0	1- 0				
0- 0	0- 0	0- 0	CONFERENCE	0- 0	0- 0	0- 0				
0- 0	0- 0	0- 0	HOME	0- 0	0- 0	0- 0				
0- 0	0- 0	0- 0	AWAY	0- 0	0- 0	0- 0				
0- 0	0- 0	0- 0	NEUTRAL	0- 0	0- 0	0- 0				

RPI 1-25				RPI 26-50				RPI 51-100 Team's RPI: 92				RPI 101+			
RPI	S	Opponent	Score	RPI	S	Opponent	Score	RPI	S	Opponent	Score	RPI	S	Opponent	Score
4	A	Baylor	70 88	33	A	Oregon St.	53 75	65	A	Toledo	67 80	236	A	Wyoming	77 66
								73	A	CSUN	50 67	256	N	Southeast Mo. St.	78 62
								97	H	San Diego	52 58	269	A	Seattle	65 50
												339	A	UC Santa Barbara	47 44
LAST 12 Division I GAMES:															
33	A	Oregon St.	53 75	236	A	Wyoming	77 66	97	H	San Diego	52 58	73	A	CSUN	50 67
269	A	Seattle	65 50	4	A	Baylor	70 88	65	A	Toledo	67 80	256	N	Southeast Mo. St.	78 62
339	A	UC Santa Barbara	47 44												

Non-Div I Games: Multnomah 104 19 Lewis-Clark St. 74 48

Idaho

■ Loss,
 ■ Non-Conf,
 ■ S Site,
 ■ H Home
 ■ A Away
 N Neutral

RPI 1-25				RPI 26-50				RPI 51-100				RPI 101+				Team's RPI: 257	
RPI	S	Opponent	Score	RPI	S	Opponent	Score	RPI	S	Opponent	Score	RPI	S	Opponent	Score		
				48	A	Gonzaga	63 88					113	H	Boise St.	62 86		
												128	H	Drake	66 80		
												173	N	San Diego St.	53 68		
												221	A	Utah	40 59		
												259	N	Houston	73 67		
												269	A	Seattle	63 55		
												323	H	Utah Valley	68 67		
LAST 12 Division I GAMES:																	
				269	A	Seattle	63 55					221	A	Utah	40 59		
				323	H	Utah Valley	68 67					128	H	Drake	66 80		
				259	N	Houston	73 67					113	H	Boise St.	62 86		
												173	N	San Diego St.	53 68		
												48	A	Gonzaga	63 88		
												54	A	Washington St.	34 84		

Idaho St.

Page 118

Ill.-Chicago

Through Games Of Dec. 28, 2014

Average RPI Win:	297	WON-LOST	WINNING	LAST 10	STRENGTH OF	OPP. STRENGTH	TEAM	ADJ.	CONF.	ADJ CONF.
Average RPI Loss:	51	RECORD	PCT. RANK	GAMES	SCHEDULE	OF SCHEDULE	RPI	RPI	RPI	RPI
DIV. I ONLY	7- 3	76	6- 3	241	303	137	137	13	13	
DIV. I NON-CONF.	7- 3	82	7- 3	241	305	136	136	13	13	
TOTALS	RPI 1-25	RPI 26-50	W-L RECORDS	RPI 51-100	RPI 101-150	RPI 150+				
7- 3	0- 0	0- 2	OVERALL	0- 1	0- 0	7- 0				
5- 0	0- 0	0- 0	HOME	0- 0	0- 0	5- 0				
2- 1	0- 0	0- 1	AWAY	0- 0	0- 0	2- 0				
0- 2	0- 0	0- 1	NEUTRAL	0- 1	0- 0	0- 0				
7- 3	0- 0	0- 2	NON-CONFERENCE	0- 1	0- 0	7- 0				
5- 0	0- 0	0- 0	HOME	0- 0	0- 0	5- 0				
2- 1	0- 0	0- 1	AWAY	0- 0	0- 0	2- 0				
0- 2	0- 0	0- 1	NEUTRAL	0- 1	0- 0	0- 0				
0- 0	0- 0	0- 0	CONFERENCE	0- 0	0- 0	0- 0				
0- 0	0- 0	0- 0	HOME	0- 0	0- 0	0- 0				
0- 0	0- 0	0- 0	AWAY	0- 0	0- 0	0- 0				
0- 0	0- 0	0- 0	NEUTRAL	0- 0	0- 0	0- 0				

RPI 1-25			RPI 26-50			RPI 51-100			RPI 101+			Team's RPI: 137
RPI	S	Opponent	Score	RPI	S	Opponent	Score	RPI	S	Opponent	Score	
29	A	Northwestern	40 61	88	N	Old Dominion	55 61	233	H	Western Ill.	67 54	
35	N	Mississippi St.	36 73					258	H	SIUE	63 52	
								293	A	Miami (OH)	72 69	
								316	A	Eastern Ill.	78 66	
								319	H	Northern Ill.	61 47	
								324	H	Bradley	71 43	
								334	H	Chicago St.	70 44	
LAST 12 Division I GAMES:												
88	N	Old Dominion	55 61	258	H	SIUE	63 52					
35	N	Mississippi St.	36 73	29	A	Northwestern	40 61					
334	H	Chicago St.	70 44	293	A	Miami (OH)	72 69					
316	A	Eastern Ill.	78 66	319	H	Northern Ill.	61 47					
233	H	Western Ill.	67 54	324	H	Bradley	71 43					

Non-Div I Games: Ill.-Springfield 61 44

Ill.-Chicago

■ Loss,
 ■ Non-Conf,
 ■ S Site,
 ■ H Home
 ■ A Away
 N Neutral

Average RPI Win:	192	WON-LOST	WINNING	LAST 10	STRENGTH OF	OPP. STRENGTH	TEAM	ADJ.	CONF.	ADJ CONF.
Average RPI Loss:	44	RECORD	PCT. RANK	GAMES	SCHEDULE	OF SCHEDULE	RPI	RPI	RPI	RPI
DIV. I ONLY	9- 4	87	6- 4	112	39	74	74	1	1	
DIV. I NON-CONF.	9- 3	58	8- 3	130	59	59	59	1	1	
TOTALS	RPI 1-25	RPI 26-50	W-L RECORDS	RPI 51-100	RPI 101-150	RPI 150+				
9- 4	1- 1	0- 2	OVERALL	0- 1	2- 0	6- 0				
6- 1	0- 0	0- 1	HOME	0- 0	1- 0	5- 0				
2- 1	0- 1	0- 0	AWAY	0- 0	1- 0	1- 0				
1- 2	1- 0	0- 1	NEUTRAL	0- 1	0- 0	0- 0				
9- 3	1- 1	0- 1	NON-CONFERENCE	0- 1	2- 0	6- 0				
6- 0	0- 0	0- 0	HOME	0- 0	1- 0	5- 0				
2- 1	0- 1	0- 0	AWAY	0- 0	1- 0	1- 0				
1- 2	1- 0	0- 1	NEUTRAL	0- 1	0- 0	0- 0				
0- 1	0- 0	0- 1	CONFERENCE	0- 0	0- 0	0- 0				
0- 1	0- 0	0- 1	HOME	0- 0	0- 0	0- 0				
0- 0	0- 0	0- 0	AWAY	0- 0	0- 0	0- 0				
0- 0	0- 0	0- 0	NEUTRAL	0- 0	0- 0	0- 0				

RPI 1-25				RPI 26-50				RPI 51-100				Team's RPI: 74				RPI 101+			
RPI	S	Opponent	Score	RPI	S	Opponent	Score	RPI	S	Opponent	Score	RPI	S	Opponent	Score	RPI	S	Opponent	Score
3	N	Kentucky	77 71	32	N	South Fla.	61 67	81	N	Oklahoma	76 78	125	A	Southern Ill.	86 42				
21	A	Seton Hall	72 82	40	H	Purdue	55 62					127	H	Virginia	86 63				
												193	H	Robert Morris	66 48				
												196	H	Memphis	60 58				
												240	A	Valparaiso	80 58				
												253	H	IPFW	70 63				
												281	H	Southern U.	62 42				
												310	H	Murray St.	64 44				
LAST 12 Division I GAMES:																			
310	H	Murray St.	64 44	40	H	Purdue	55 62												
240	A	Valparaiso	80 58	32	N	South Fla.	61 67												
21	A	Seton Hall	72 82	3	N	Kentucky	77 71												
125	A	Southern Ill.	86 42	281	H	Southern U.	62 42												
127	H	Virginia	86 63	196	H	Memphis	60 58												
81	N	Oklahoma	76 78	193	H	Robert Morris	66 48												

Non-Div I Games:

Illinois

Average RPI Win: 0		WON-LOST	WINNING	LAST 10	STRENGTH OF	OPP. STRENGTH	TEAM	ADJ.	CONF.	ADJ CONF.
Average RPI Loss: 168		RECORD	PCT. RANK	GAMES	SCHEDULE	OF SCHEDULE	RPI	RPI	RPI	RPI
DIV. I ONLY		0- 11	338	0- 10	117	299	318	318	16	16
DIV. I NON-CONF.		0- 11	334	0- 11	123	301	320	320	16	16
TOTALS		RPI 1-25	RPI 26-50	W-L RECORDS	RPI 51-100	RPI 101-150	RPI 150+			
0- 11	0- 1		0- 0	OVERALL	0- 0	0- 4	0- 6			
0- 6	0- 1		0- 0	HOME	0- 0	0- 1	0- 4			
0- 4	0- 0		0- 0	AWAY	0- 0	0- 3	0- 1			
0- 1	0- 0		0- 0	NEUTRAL	0- 0	0- 0	0- 1			
0- 11	0- 1		0- 0	NON-CONFERENCE	0- 0	0- 4	0- 6			
0- 6	0- 1		0- 0	HOME	0- 0	0- 1	0- 4			
0- 4	0- 0		0- 0	AWAY	0- 0	0- 3	0- 1			
0- 1	0- 0		0- 0	NEUTRAL	0- 0	0- 0	0- 1			
0- 0	0- 0		0- 0	CONFERENCE	0- 0	0- 0	0- 0			
0- 0	0- 0		0- 0	HOME	0- 0	0- 0	0- 0			
0- 0	0- 0		0- 0	AWAY	0- 0	0- 0	0- 0			
0- 0	0- 0		0- 0	NEUTRAL	0- 0	0- 0	0- 0			

RPI 1-25			
RPI	S	Opponent	Score
10	H	Arizona St.	44 89
RPI 26-50			
RPI	S	Opponent	Score
RPI 51-100			
RPI	S	Opponent	Score
Team's RPI: 318			
RPI 101+			
RPI	S	Opponent	Score
109	H	DePaul	62 99
116	A	Wisconsin	60 71
134	A	Miami (FL)	44 95
144	A	Colorado St.	49 70
176	N	Buffalo	60 68
202	H	Northern Ky.	48 59
203	H	Butler	60 72
209	H	UT Martin	46 79
231	H	Bowling Green	54 58
319	A	Northern Ill.	51 55
LAST 12 Division I GAMES:			
203	H	Butler	60 72
231	H	Bowling Green	54 58
10	H	Arizona St.	44 89
209	H	UT Martin	46 79
176	N	Buffalo	60 68
134	A	Miami (FL)	44 95
109	H	DePaul	62 99
144	A	Colorado St.	49 70
202	H	Northern Ky.	48 59
116	A	Wisconsin	60 71
319	A	Northern Ill.	51 55

Non-Div I Games:

Illinois St.

■ Loss, ■ Non-Conf, S Site, H Home A Away N Neutral

Average RPI Win:	259	WON-LOST	WINNING	LAST 10	STRENGTH OF	OPP. STRENGTH	TEAM	ADJ.	CONF.	ADJ CONF.
Average RPI Loss:	143	RECORD	PCT. RANK	GAMES	SCHEDULE	OF SCHEDULE	RPI	RPI	RPI	RPI
DIV. I ONLY	1- 5	310	1- 5	148	193	234	234	29	29	
DIV. I NON-CONF.	1- 5	307	1- 5	152	189	237	237	29	29	
TOTALS	RPI 1-25	RPI 26-50	W-L RECORDS	RPI 51-100	RPI 101-150	RPI 150+				
1- 5	0- 0	0- 0	OVERALL	0- 1	0- 3	1- 1				
0- 0	0- 0	0- 0	HOME	0- 0	0- 0	0- 0				
1- 4	0- 0	0- 0	AWAY	0- 0	0- 0	1- 0				
0- 1	0- 0	0- 0	NEUTRAL	0- 0	0- 1	0- 0				
1- 5	0- 0	0- 0	NON-CONFERENCE	0- 1	0- 3	1- 1				
0- 0	0- 0	0- 0	HOME	0- 0	0- 0	0- 0				
1- 4	0- 0	0- 0	AWAY	0- 1	0- 2	1- 1				
0- 1	0- 0	0- 0	NEUTRAL	0- 0	0- 1	0- 0				
0- 0	0- 0	0- 0	CONFERENCE	0- 0	0- 0	0- 0				
0- 0	0- 0	0- 0	HOME	0- 0	0- 0	0- 0				
0- 0	0- 0	0- 0	AWAY	0- 0	0- 0	0- 0				
0- 0	0- 0	0- 0	NEUTRAL	0- 0	0- 0	0- 0				

RPI S	Opponent	Score	RPI S	Opponent	Score	RPI S	Opponent	Score	RPI S	Opponent	Score
						83 A	Kansas	46 68	101 A	Indiana	49 85
									148 N	Fordham	42 74
									149 A	Tex.-Pan American	61 65
									232 A	UTSA	31 57
									259 A	Houston	50 48
Team's RPI: 234											
LAST 12 Division I GAMES:											
232 A	UTSA	31 57	149 A	Tex.-Pan American	61 65	83 A	Kansas	46 68			
148 N	Fordham	42 74									
101 A	Indiana	49 85									
259 A	Houston	50 48									

Non-Div I Games: Texas Wesleyan 66 74 St. Thomas (TX) 64 49 Our Lady Of The Lak92 104 Texas Lutheran 62 41

Indiana

Through Games Of Dec. 28, 2014

Average RPI Win:	224	WON-LOST	WINNING	LAST 10	STRENGTH OF	OPP. STRENGTH	TEAM	ADJ.	CONF.	ADJ CONF.
Average RPI Loss:	40	RECORD	PCT. RANK	GAMES	SCHEDULE	OF SCHEDULE	RPI	RPI	RPI	RPI
DIV. I ONLY	10- 2	31	8- 2	231	173	101	101	1	1	
DIV. I NON-CONF.	10- 1	16	10- 1	278	181	89	89	1	1	
TOTALS	RPI 1-25	RPI 26-50	W-L RECORDS	RPI 51-100	RPI 101-150	RPI 150+				
10- 2	0- 0	0- 1	OVERALL	1- 1	1- 0	8- 0				
7- 2	0- 0	0- 1	HOME	0- 1	1- 0	6- 0				
3- 0	0- 0	0- 0	AWAY	1- 0	0- 0	2- 0				
0- 0	0- 0	0- 0	NEUTRAL	0- 0	0- 0	0- 0				
10- 1	0- 0	0- 1	NON-CONFERENCE	1- 0	1- 0	8- 0				
7- 1	0- 0	0- 1	HOME	0- 0	1- 0	6- 0				
3- 0	0- 0	0- 0	AWAY	1- 0	0- 0	2- 0				
0- 0	0- 0	0- 0	NEUTRAL	0- 0	0- 0	0- 0				
0- 1	0- 0	0- 0	CONFERENCE	0- 1	0- 0	0- 0				
0- 1	0- 0	0- 0	HOME	0- 1	0- 0	0- 0				
0- 0	0- 0	0- 0	AWAY	0- 0	0- 0	0- 0				
0- 0	0- 0	0- 0	NEUTRAL	0- 0	0- 0	0- 0				

RPI 1-25				RPI 26-50				RPI 51-100				RPI 101+				Team's RPI: 101	
RPI	S	Opponent	Score	RPI	S	Opponent	Score	RPI	S	Opponent	Score	RPI	S	Opponent	Score		
				28	H	Indiana St.	61 65	52	H	Rutgers	51 66	139	H	East Tenn. St.	97 69		
								99	A	Boston College	76 67	170	H	Morehead St.	98 57		
												230	A	Oakland	88 61		
												234	H	Incarnate Word	85 49		
												240	H	Valparaiso	81 49		
												253	H	IPFW	80 37		
												261	H	IUPUI	68 55		
												288	A	Milwaukee	82 56		
												321	H	Gardner-Webb	115 54		
LAST 12 Division I GAMES:																	
				52	H	Rutgers	51 66	288	A	Milwaukee	82 56						
				230	A	Oakland	88 61	253	H	IPFW	80 37						
				234	H	Incarnate Word	85 49	261	H	IUPUI	68 55						
				170	H	Morehead St.	98 57	99	A	Boston College	76 67						
				240	H	Valparaiso	81 49	28	H	Indiana St.	61 65						
				321	H	Gardner-Webb	115 54	139	H	East Tenn. St.	97 69						

Non-Div I Games:

Indiana

■ Loss,
 ■ Non-Conf, S Site,
 ■ Home
 ■ Away
 N Neutral

Average RPI Win:	171	WON-LOST	WINNING	LAST 10	STRENGTH OF	OPP. STRENGTH	TEAM	ADJ.	CONF.	ADJ CONF.
Average RPI Loss:	45	RECORD	PCT. RANK	GAMES	SCHEDULE	OF SCHEDULE	RPI	RPI	RPI	RPI
DIV. I ONLY	9- 1	21	8- 1	111	84	28	28	16	16	
DIV. I NON-CONF.	9- 1	21	9- 1	118	87	29	29	16	16	
TOTALS	RPI 1-25	RPI 26-50	W-L RECORDS	RPI 51-100	RPI 101-150	RPI 150+				
9- 1	0- 0	1- 1	OVERALL	0- 0	2- 0	6- 0				
2- 1	0- 0	0- 1	HOME	0- 0	1- 0	1- 0				
6- 0	0- 0	1- 0	AWAY	0- 0	1- 0	4- 0				
1- 0	0- 0	0- 0	NEUTRAL	0- 0	0- 0	1- 0				
9- 1	0- 0	1- 1	NON-CONFERENCE	0- 0	2- 0	6- 0				
2- 1	0- 0	0- 1	HOME	0- 0	1- 0	1- 0				
6- 0	0- 0	1- 0	AWAY	0- 0	1- 0	4- 0				
1- 0	0- 0	0- 0	NEUTRAL	0- 0	0- 0	1- 0				
0- 0	0- 0	0- 0	CONFERENCE	0- 0	0- 0	0- 0				
0- 0	0- 0	0- 0	HOME	0- 0	0- 0	0- 0				
0- 0	0- 0	0- 0	AWAY	0- 0	0- 0	0- 0				
0- 0	0- 0	0- 0	NEUTRAL	0- 0	0- 0	0- 0				

RPI 1-25				RPI 26-50				Team's RPI: 28		RPI 51-100				RPI 101+			
RPI	S	Opponent	Score	RPI	S	Opponent	Score	RPI	S	Opponent	Score	RPI	S	Opponent	Score		
				31	A	St. John's (NY)	73 67					101	A	Indiana	65 61		
				45	H	Stetson	52 62					139	H	East Tenn. St.	76 69		
												152	A	Saint Louis	68 58		
												152	H	Saint Louis	63 60		
												167	N	SMU	64 55		
												203	A	Butler	66 51		
												261	A	IUPUI	61 60		
												331	A	South Ala.	74 53		
LAST 12 Division I GAMES:																	
				31	A	St. John's (NY)	73 67			152	A	Saint Louis	68 58				
				167	N	SMU	64 55			261	A	IUPUI	61 60				
				203	A	Butler	66 51			101	A	Indiana	65 61				
				152	H	Saint Louis	63 60			331	A	South Ala.	74 53				
										139	H	East Tenn. St.	76 69				
										45	H	Stetson	52 62				

Non-Div I Games: Indianapolis 62 43

Indiana St.

Average RPI Win:	216	WON-LOST	WINNING	LAST 10	STRENGTH OF	OPP. STRENGTH	TEAM	ADJ.	CONF.	ADJ CONF.
Average RPI Loss:	135	RECORD	PCT. RANK	GAMES	SCHEDULE	OF SCHEDULE	RPI	RPI	RPI	RPI
DIV. I ONLY	4- 6	205	4- 6	74	306	151	151	23	23	
DIV. I NON-CONF.	3- 5	212	3- 5	30	300	137	137	17	17	
TOTALS	RPI 1-25	RPI 26-50	W-L RECORDS	RPI 51-100	RPI 101-150	RPI 150+				
4- 6	0- 0	0- 0	OVERALL	0- 3	1- 0	3- 3				
2- 2	0- 0	0- 0	HOME	0- 1	0- 0	2- 1				
2- 4	0- 0	0- 0	AWAY	0- 2	1- 0	1- 2				
0- 0	0- 0	0- 0	NEUTRAL	0- 0	0- 0	0- 0				
3- 5	0- 0	0- 0	NON-CONFERENCE	0- 3	1- 0	2- 2				
2- 2	0- 0	0- 0	HOME	0- 1	0- 0	2- 1				
1- 3	0- 0	0- 0	AWAY	0- 2	1- 0	0- 1				
0- 0	0- 0	0- 0	NEUTRAL	0- 0	0- 0	0- 0				
1- 1	0- 0	0- 0	CONFERENCE	0- 0	0- 0	1- 1				
0- 0	0- 0	0- 0	HOME	0- 0	0- 0	0- 0				
1- 1	0- 0	0- 0	AWAY	0- 0	0- 0	1- 1				
0- 0	0- 0	0- 0	NEUTRAL	0- 0	0- 0	0- 0				

RPI 1-25			RPI 26-50			RPI 51-100			RPI 101+			Team's RPI: 151
RPI	S	Opponent	Score	RPI	S	Opponent	Score	RPI	S	Opponent	Score	
						52	H Rutgers	58	66	148	A Fordham	72 51
						68	A Pacific	49	64	180	H Sacred Heart	80 82
						83	A Kansas	49	90	197	A Monmouth	74 75
										198	H UCF	75 67
										231	A Bowling Green	59 80
										242	H Stony Brook	73 62
										277	A Rider	71 51
LAST 12 Division I GAMES:												
						52	H Rutgers	58	66	242	H Stony Brook	73 62
						198	H UCF	75	67	83	A Kansas	49 90
						197	A Monmouth	74	75	68	A Pacific	49 64
						277	A Rider	71	51	231	A Bowling Green	59 80
										180	H Sacred Heart	80 82
										148	A Fordham	72 51

Non-Div I Games:

Iona

Average RPI Win:	117	WON-LOST	WINNING	LAST 10	STRENGTH OF	OPP. STRENGTH	TEAM	ADJ.	CONF.	ADJ CONF.
Average RPI Loss:	32	RECORD	PCT. RANK	GAMES	SCHEDULE	OF SCHEDULE	RPI	RPI	RPI	RPI
DIV. I ONLY	10- 2	31	8- 2	32	10	14	14	1	1	
DIV. I NON-CONF.	9- 2	37	9- 2	19	10	9	9	1	1	
TOTALS	RPI 1-25	RPI 26-50	W-L RECORDS	RPI 51-100	RPI 101-150	RPI 150+				
10- 2	1- 1	1- 1	OVERALL	2- 0	3- 0	3- 0				
8- 0	1- 0	0- 0	HOME	2- 0	2- 0	3- 0				
1- 1	0- 1	0- 0	AWAY	0- 0	1- 0	0- 0				
1- 1	0- 0	1- 1	NEUTRAL	0- 0	0- 0	0- 0				
9- 2	1- 1	1- 1	NON-CONFERENCE	2- 0	3- 0	2- 0				
7- 0	1- 0	0- 0	HOME	2- 0	2- 0	2- 0				
1- 1	0- 1	0- 0	AWAY	0- 0	1- 0	0- 0				
1- 1	0- 0	1- 1	NEUTRAL	0- 0	0- 0	0- 0				
1- 0	0- 0	0- 0	CONFERENCE	0- 0	0- 0	1- 0				
1- 0	0- 0	0- 0	HOME	0- 0	0- 0	1- 0				
0- 0	0- 0	0- 0	AWAY	0- 0	0- 0	0- 0				
0- 0	0- 0	0- 0	NEUTRAL	0- 0	0- 0	0- 0				

RPI 1-25				RPI 26-50				RPI 51-100				RPI 101+			
RPI	S	Opponent	Score	RPI	S	Opponent	Score	RPI	S	Opponent	Score	RPI	S	Opponent	Score
5	H	Dayton	90 83	47	N	Arkansas	67 77	62	H	Colorado	78 63	102	H	UNI	73 45
16	A	Louisville	52 86	48	N	Gonzaga	79 67	89	H	Iowa St.	76 67	126	H	Pepperdine	97 68
												128	A	Drake	100 98
												169	H	USC Upstate	107 56
												193	H	Robert Morris	85 67
												248	H	Penn St.	77 52
LAST 12 Division I GAMES:															
248	H	Penn St.	77 52	47	N	Arkansas	67 77	102	H	UNI	73 45	5	H	Dayton	90 83
128	A	Drake	100 98	89	H	Iowa St.	76 67	126	H	Pepperdine	97 68	169	H	USC Upstate	107 56
62	H	Colorado	78 63	16	A	Louisville	52 86	193	H	Robert Morris	85 67				
48	N	Gonzaga	79 67					169	H	USC Upstate	107 56				

Non-Div I Games:

Iowa

Average RPI Win:	212	WON-LOST	WINNING	LAST 10	STRENGTH OF	OPP. STRENGTH	TEAM	ADJ.	CONF.	ADJ CONF.
Average RPI Loss:	36	RECORD	PCT. RANK	GAMES	SCHEDULE	OF SCHEDULE	RPI	RPI	RPI	RPI
DIV. I ONLY	7- 2	49	7- 2	272	36	89	89	5	5	
DIV. I NON-CONF.	7- 2	50	7- 2	270	38	92	92	5	5	
TOTALS	RPI 1-25	RPI 26-50	W-L RECORDS	RPI 51-100	RPI 101-150	RPI 150+				
7- 2	0- 1	0- 0	OVERALL	0- 1	1- 0	6- 0				
6- 0	0- 0	0- 0	HOME	0- 0	1- 0	5- 0				
0- 2	0- 1	0- 0	AWAY	0- 1	0- 0	0- 0				
1- 0	0- 0	0- 0	NEUTRAL	0- 0	0- 0	1- 0				
7- 2	0- 1	0- 0	NON-CONFERENCE	0- 1	1- 0	6- 0				
6- 0	0- 0	0- 0	HOME	0- 0	1- 0	5- 0				
0- 2	0- 1	0- 0	AWAY	0- 1	0- 0	0- 0				
1- 0	0- 0	0- 0	NEUTRAL	0- 0	0- 0	1- 0				
0- 0	0- 0	0- 0	CONFERENCE	0- 0	0- 0	0- 0				
0- 0	0- 0	0- 0	HOME	0- 0	0- 0	0- 0				
0- 0	0- 0	0- 0	AWAY	0- 0	0- 0	0- 0				
0- 0	0- 0	0- 0	NEUTRAL	0- 0	0- 0	0- 0				

RPI 1-25				RPI 26-50				RPI 51-100				Team's RPI: 89	RPI 101+			
RPI	S	Opponent	Score	RPI	S	Opponent	Score	RPI	S	Opponent	Score		RPI	S	Opponent	Score
14	A	Iowa	67 76					58	A	St. Mary's (CA)	63 67		128	H	Drake	84 67
													153	H	Fairfield	76 63
													169	H	USC Upstate	98 76
													236	N	Wyoming	84 63
													242	H	Stony Brook	74 64
													276	H	Ark.-Pine Bluff	82 56
													283	H	Cincinnati	85 54
LAST 12 Division I GAMES:																
				153	H	Fairfield	76 63					283	H	Cincinnati	85 54	
				276	H	Ark.-Pine Bluff	82 56					128	H	Drake	84 67	
				14	A	Iowa	67 76					169	H	USC Upstate	98 76	
				242	H	Stony Brook	74 64									
				58	A	St. Mary's (CA)	63 67									
				236	N	Wyoming	84 63									

Non-Div I Games:

Iowa St.

Average RPI Win: 296				WON-LOST	WINNING	LAST 10	STRENGTH OF	OPP. STRENGTH	TEAM	ADJ.	CONF.	ADJ CONF.
Average RPI Loss: 175				RECORD	PCT. RANK	GAMES	SCHEDULE	OF SCHEDULE	RPI	RPI	RPI	RPI
DIV. I ONLY				3- 8	264	3- 7	297	268	290	290	31	31
DIV. I NON-CONF.				3- 8	264	3- 8	300	267	291	291	32	32
TOTALS		RPI 1-25		RPI 26-50		W-L RECORDS		RPI 51-100		RPI 101-150		RPI 150+
3- 8		0- 0		0- 0		OVERALL		0- 2		0- 1		3- 5
1- 0		0- 0		0- 0		HOME		0- 0		0- 0		1- 0
1- 6		0- 0		0- 0		AWAY		0- 0		0- 0		1- 1
1- 2		0- 0		0- 0		NEUTRAL		0- 1		0- 0		1- 1
3- 8		0- 0		0- 0		NON-CONFERENCE		0- 2		0- 1		3- 5
1- 0		0- 0		0- 0		HOME		0- 0		0- 0		1- 0
1- 6		0- 0		0- 0		AWAY		0- 1		0- 1		1- 4
1- 2		0- 0		0- 0		NEUTRAL		0- 1		0- 0		1- 1
0- 0		0- 0		0- 0		CONFERENCE		0- 0		0- 0		0- 0
0- 0		0- 0		0- 0		HOME		0- 0		0- 0		0- 0
0- 0		0- 0		0- 0		AWAY		0- 0		0- 0		0- 0
0- 0		0- 0		0- 0		NEUTRAL		0- 0		0- 0		0- 0

RPI 1-25				RPI 26-50				RPI 51-100				RPI 101+				Team's RPI: 290	
RPI	S	Opponent	Score	RPI	S	Opponent	Score	RPI	S	Opponent	Score	RPI	S	Opponent	Score		
								82	A	Arkansas St.	60	92	123	A	Jacksonville St.	57	64
								90	N	Duquesne	72	90	158	A	Mercer	48	80
													181	A	La.-Lafayette	56	65
													208	A	LSU	44	52
													243	H	Northwestern St.	62	61
													260	N	Central Ark.	45	56
													298	A	Lipscomb	45	72
													310	N	Murray St.	90	81
													334	A	Chicago St.	70	60
LAST 12 Division I GAMES:																	
				123	A	Jacksonville St.	57	64	181	A	La.-Lafayette	56	65				
				310	N	Murray St.	90	81	243	H	Northwestern St.	62	61				
				90	N	Duquesne	72	90	298	A	Lipscomb	45	72				
				334	A	Chicago St.	70	60	208	A	LSU	44	52				
				260	N	Central Ark.	45	56	82	A	Arkansas St.	60	92				
				158	A	Mercer	48	80									

Non-Div I Games:

Jackson St.

■ Loss, ■ Non-Conf, S Site, H Home A Away N Neutral

Jacksonville

Through Games Of Dec. 28, 2014

Average RPI Win:	293	WON-LOST	WINNING	LAST 10	STRENGTH OF	OPP. STRENGTH	TEAM	ADJ.	CONF.	ADJ CONF.
Average RPI Loss:	200	RECORD	PCT. RANK	GAMES	SCHEDULE	OF SCHEDULE	RPI	RPI	RPI	RPI
DIV. I ONLY	2- 7	287	2- 7	324	182	337	337	12	12	
DIV. I NON-CONF.	2- 7	286	2- 7	326	178	335	335	12	12	
TOTALS	RPI 1-25	RPI 26-50	W-L RECORDS	RPI 51-100	RPI 101-150	RPI 150+				
2- 7	0- 0	0- 0	OVERALL	0- 1	0- 1	2- 5				
2- 1	0- 0	0- 0	HOME	0- 1	0- 0	2- 0				
0- 6	0- 0	0- 0	AWAY	0- 0	0- 1	0- 5				
0- 0	0- 0	0- 0	NEUTRAL	0- 0	0- 0	0- 0				
2- 7	0- 0	0- 0	NON-CONFERENCE	0- 1	0- 1	2- 5				
2- 1	0- 0	0- 0	HOME	0- 1	0- 0	2- 0				
0- 6	0- 0	0- 0	AWAY	0- 0	0- 1	0- 5				
0- 0	0- 0	0- 0	NEUTRAL	0- 0	0- 0	0- 0				
0- 0	0- 0	0- 0	CONFERENCE	0- 0	0- 0	0- 0				
0- 0	0- 0	0- 0	HOME	0- 0	0- 0	0- 0				
0- 0	0- 0	0- 0	AWAY	0- 0	0- 0	0- 0				
0- 0	0- 0	0- 0	NEUTRAL	0- 0	0- 0	0- 0				

RPI 1-25				RPI 26-50				RPI 51-100				RPI 101+				Team's RPI: 337	
RPI	S	Opponent	Score	RPI	S	Opponent	Score	RPI	S	Opponent	Score	RPI	S	Opponent	Score		
								64	H	Syracuse	61	77	134	A	Miami (FL)	36	65
												192	A	Florida	73	84	
												198	A	UCF	59	71	
												226	A	Tennessee St.	61	64	
												263	H	Bethune-Cookman	64	51	
												273	A	Ga. Southern	65	78	
												310	A	Murray St.	62	80	
												322	H	FIU	76	64	
LAST 12 Division I GAMES:																	
				198	A	UCF	59	71				310	A	Murray St.	62	80	
				64	H	Syracuse	61	77				226	A	Tennessee St.	61	64	
				263	H	Bethune-Cookman	64	51				322	H	FIU	76	64	
				273	A	Ga. Southern	65	78				134	A	Miami (FL)	36	65	
				192	A	Florida	73	84									

Non-Div I Games: Trinity Baptist 98 24

Jacksonville

Loss, Non-Conf, S Site, H Home A Away N Neutral

Jacksonville St.

Through Games Of Dec. 28, 2014

Average RPI Win:	262	WON-LOST	WINNING	LAST 10	STRENGTH OF	OPP. STRENGTH	TEAM	ADJ.	CONF.	ADJ CONF.
Average RPI Loss:	137	RECORD	PCT. RANK	GAMES	SCHEDULE	OF SCHEDULE	RPI	RPI	RPI	RPI
DIV. I ONLY	8- 3	68	8- 2	283	312	123	123	26	26	
DIV. I NON-CONF.	8- 3	71	8- 3	285	312	124	124	26	26	
TOTALS	RPI 1-25	RPI 26-50	W-L RECORDS	RPI 51-100	RPI 101-150	RPI 150+				
8- 3	0- 0	0- 0	OVERALL	0- 2	1- 0	7- 1				
4- 0	0- 0	0- 0	HOME	0- 0	0- 0	4- 0				
2- 3	0- 0	0- 0	AWAY	0- 2	0- 0	2- 1				
2- 0	0- 0	0- 0	NEUTRAL	0- 0	1- 0	1- 0				
8- 3	0- 0	0- 0	NON-CONFERENCE	0- 2	1- 0	7- 1				
4- 0	0- 0	0- 0	HOME	0- 0	0- 0	4- 0				
2- 3	0- 0	0- 0	AWAY	0- 2	0- 0	2- 1				
2- 0	0- 0	0- 0	NEUTRAL	0- 0	1- 0	1- 0				
0- 0	0- 0	0- 0	CONFERENCE	0- 0	0- 0	0- 0				
0- 0	0- 0	0- 0	HOME	0- 0	0- 0	0- 0				
0- 0	0- 0	0- 0	AWAY	0- 0	0- 0	0- 0				
0- 0	0- 0	0- 0	NEUTRAL	0- 0	0- 0	0- 0				

RPI 1-25				RPI 26-50				RPI 51-100				RPI 101+ Team's RPI: 123			
RPI	S	Opponent	Score	RPI	S	Opponent	Score	RPI	S	Opponent	Score	RPI	S	Opponent	Score
								56	A	Kennesaw St.	65 67	139	N	East Tenn. St.	57 56
								75	A	Texas Tech	59 67	172	A	Alabama	64 62
												260	A	Central Ark.	63 54
												271	H	New Orleans	65 51
												273	H	Ga. Southern	78 52
												279	A	South Carolina St.	52 55
												290	H	Jackson St.	64 57
												342	H	Wofford	70 55
												349	N	Charleston So.	70 43
LAST 12 Division I GAMES:															
139	N	East Tenn. St.	57 56	349	N	Charleston So.	70 43								
342	H	Wofford	70 55	279	A	South Carolina St.	52 55								
271	H	New Orleans	65 51	56	A	Kennesaw St.	65 67								
172	A	Alabama	64 62	290	H	Jackson St.	64 57								
75	A	Texas Tech	59 67	273	H	Ga. Southern	78 52								
				260	A	Central Ark.	63 54								

Non-Div I Games:

Jacksonville St.

■ Loss,
 ■ Non-Conf,
 ■ S Site,
 ■ H Home
 ■ A Away
 N Neutral

Average RPI Win: 112		WON-LOST	WINNING	LAST 10	STRENGTH OF		OPP. STRENGTH	TEAM	ADJ.	CONF.	ADJ CONF.
Average RPI Loss: 41		RECORD	PCT. RANK	GAMES	SCHEDULE		OF SCHEDULE	RPI	RPI	RPI	RPI
DIV. I ONLY		9- 1	21	2- 0	36		16	8	8	11	11
DIV. I NON-CONF.		9- 1	21	2- 0	38		16	8	8	11	11
<hr/>											
TOTALS	RPI 1-25	RPI 26-50		W-L RECORDS		RPI 51-100	RPI 101-150	RPI 150+			
9- 1	0- 0	1- 1		OVERALL		4- 0	2- 0	2- 0			
5- 0	0- 0	1- 0		HOME		3- 0	1- 0	0- 0			
3- 0	0- 0	0- 0		AWAY		1- 0	1- 0	1- 0			
1- 1	0- 0	0- 1		NEUTRAL		0- 0	0- 0	1- 0			
<hr/>											
9- 1	0- 0	1- 1		NON-CONFERENCE		4- 0	2- 0	2- 0			
5- 0	0- 0	1- 0		HOME		3- 0	1- 0	0- 0			
3- 0	0- 0	0- 0		AWAY		1- 0	1- 0	1- 0			
1- 1	0- 0	0- 1		NEUTRAL		0- 0	0- 0	1- 0			
<hr/>											
0- 0	0- 0	0- 0		CONFERENCE		0- 0	0- 0	0- 0			
0- 0	0- 0	0- 0		HOME		0- 0	0- 0	0- 0			
0- 0	0- 0	0- 0		AWAY		0- 0	0- 0	0- 0			
0- 0	0- 0	0- 0		NEUTRAL		0- 0	0- 0	0- 0			

RPI S	Opponent	Score	RPI S	Opponent	Score	RPI S	Opponent	Score	RPI S	Opponent	Score
36	H Pittsburgh	80 64	41	N Maryland	64 80	66	H Hampton	85 53	104	A Ohio	69 62
						77	H UCLA	91 87	117	H Richmond	79 68
						85	A American	69 65	171	A Davidson	73 57
						91	H St. Bonaventure	76 43	259	N Houston	84 60
LAST 12 Division I GAMES:											
117	H Richmond	79 68	66	H Hampton	85 53	104	A Ohio	69 62	171	A Davidson	73 57
77	H UCLA	91 87	41	N Maryland	64 80	259	N Houston	84 60	36	H Pittsburgh	80 64
85	A American	69 65									
91	H St. Bonaventure	76 43									

Non-Div I Games:

James Madison

Average RPI Win:	158	WON-LOST	WINNING	LAST 10	STRENGTH OF	OPP. STRENGTH	TEAM	ADJ.	CONF.	ADJ CONF.
Average RPI Loss:	66	RECORD	PCT. RANK	GAMES	SCHEDULE	OF SCHEDULE	RPI	RPI	RPI	RPI
DIV. I ONLY	8- 4	89	6- 4	107	13	83	83	5	5	
DIV. I NON-CONF.	8- 4	92	8- 4	112	13	83	83	5	5	
TOTALS	RPI 1-25	RPI 26-50	W-L RECORDS	RPI 51-100	RPI 101-150	RPI 150+				
8- 4	1- 1	0- 2	OVERALL	2- 0	0- 0	5- 1				
8- 1	1- 0	0- 0	HOME	2- 0	0- 0	5- 1				
0- 2	0- 0	0- 2	AWAY	0- 0	0- 0	0- 0				
0- 1	0- 1	0- 0	NEUTRAL	0- 0	0- 0	0- 0				
8- 4	1- 1	0- 2	NON-CONFERENCE	2- 0	0- 0	5- 1				
8- 1	1- 0	0- 0	HOME	2- 0	0- 0	5- 1				
0- 2	0- 0	0- 2	AWAY	0- 0	0- 0	0- 0				
0- 1	0- 1	0- 0	NEUTRAL	0- 0	0- 0	0- 0				
0- 0	0- 0	0- 0	CONFERENCE	0- 0	0- 0	0- 0				
0- 0	0- 0	0- 0	HOME	0- 0	0- 0	0- 0				
0- 0	0- 0	0- 0	AWAY	0- 0	0- 0	0- 0				
0- 0	0- 0	0- 0	NEUTRAL	0- 0	0- 0	0- 0				

RPI 1-25				RPI 26-50				RPI 51-100				Team's RPI: 83	RPI 101+			
RPI	S	Opponent	Score	RPI	S	Opponent	Score	RPI	S	Opponent	Score		RPI	S	Opponent	Score
1	N	Notre Dame	47 89	40	A	Purdue	48 61	60	H	South Dakota	68 60		151	H	Iona	90 49
23	H	California	62 39	50	A	Creighton	81 84	82	H	Arkansas St.	62 48		172	H	Alabama	80 85
													191	H	Temple	76 56
													234	H	Incarname Word	68 46
													250	H	Texas Southern	69 44
													274	H	Georgetown	55 42
LAST 12 Division I GAMES:																
50	A	Creighton	81 84	234	H	Incarname Word	68 46	1	N	Notre Dame	47 89		151	H	Iona	90 49
82	H	Arkansas St.	62 48	1	N	Notre Dame	47 89	274	H	Georgetown	55 42		191	H	Temple	76 56
40	A	Purdue	48 61	151	H	Iona	90 49	172	H	Alabama	80 85					
23	H	California	62 39	274	H	Georgetown	55 42									
250	H	Texas Southern	69 44	191	H	Temple	76 56									
60	H	South Dakota	68 60	172	H	Alabama	80 85									

Non-Div I Games:

Kansas

Average RPI Win:	207	WON-LOST	WINNING	LAST 10	STRENGTH OF	OPP. STRENGTH	TEAM	ADJ.	CONF.	ADJ CONF.
Average RPI Loss:	49	RECORD	PCT. RANK	GAMES	SCHEDULE	OF SCHEDULE	RPI	RPI	RPI	RPI
DIV. I ONLY	8- 1	27	0- 0	229	162	63	63	5	5	
DIV. I NON-CONF.	8- 1	26	0- 0	231	162	64	64	5	5	
TOTALS	RPI 1-25	RPI 26-50	W-L RECORDS	RPI 51-100	RPI 101-150	RPI 150+				
8- 1	0- 0	0- 1	OVERALL	1- 0	1- 0	6- 0				
7- 0	0- 0	0- 0	HOME	1- 0	1- 0	5- 0				
0- 1	0- 0	0- 1	AWAY	0- 0	0- 0	0- 0				
1- 0	0- 0	0- 0	NEUTRAL	0- 0	0- 0	1- 0				
8- 1	0- 0	0- 1	NON-CONFERENCE	1- 0	1- 0	6- 0				
7- 0	0- 0	0- 0	HOME	1- 0	1- 0	5- 0				
0- 1	0- 0	0- 1	AWAY	0- 0	0- 0	0- 0				
1- 0	0- 0	0- 0	NEUTRAL	0- 0	0- 0	1- 0				
0- 0	0- 0	0- 0	CONFERENCE	0- 0	0- 0	0- 0				
0- 0	0- 0	0- 0	HOME	0- 0	0- 0	0- 0				
0- 0	0- 0	0- 0	AWAY	0- 0	0- 0	0- 0				
0- 0	0- 0	0- 0	NEUTRAL	0- 0	0- 0	0- 0				

RPI 1-25			RPI 26-50			RPI 51-100			Team's RPI: 63	RPI 101+		
RPI	S	Opponent	Score	RPI	S	Opponent	Score	RPI	S	Opponent	Score	
49	A	Wichita St.	48 51	66	H	Hampton	66 46	115	H	Abilene Christian	68 53	
								178	H	Grambling	61 38	
								190	H	Texas-Arlington	45 41	
								201	H	Oral Roberts	53 47	
								258	H	SIUE	81 55	
								304	N	UTEP	72 43	
								347	H	UMKC	65 36	
LAST 12 Division I GAMES:												
115	H	Abilene Christian	68 53	190	H	Texas-Arlington	45 41					
178	H	Grambling	61 38	304	N	UTEP	72 43					
201	H	Oral Roberts	53 47	66	H	Hampton	66 46					
49	A	Wichita St.	48 51	347	H	UMKC	65 36					
				258	H	SIUE	81 55					

Non-Div I Games: William Jewell 66 53

Kansas St.

Average RPI Win:	229	WON-LOST	WINNING	LAST 10	STRENGTH OF	OPP. STRENGTH	TEAM	ADJ.	CONF.	ADJ CONF.
Average RPI Loss:	72	RECORD	PCT. RANK	GAMES	SCHEDULE	OF SCHEDULE	RPI	RPI	RPI	RPI
DIV. I ONLY	10- 2	31	8- 2	189	209	56	56	12	12	
DIV. I NON-CONF.	10- 2	32	10- 2	193	208	57	57	12	12	
TOTALS	RPI 1-25	RPI 26-50	W-L RECORDS	RPI 51-100	RPI 101-150	RPI 150+				
10- 2	0- 1	0- 0	OVERALL	0- 0	2- 1	8- 0				
5- 0	0- 0	0- 0	HOME	0- 0	2- 0	3- 0				
5- 2	0- 1	0- 0	AWAY	0- 0	0- 1	5- 0				
0- 0	0- 0	0- 0	NEUTRAL	0- 0	0- 0	0- 0				
10- 2	0- 1	0- 0	NON-CONFERENCE	0- 0	2- 1	8- 0				
5- 0	0- 0	0- 0	HOME	0- 0	2- 0	3- 0				
5- 2	0- 1	0- 0	AWAY	0- 0	0- 1	5- 0				
0- 0	0- 0	0- 0	NEUTRAL	0- 0	0- 0	0- 0				
0- 0	0- 0	0- 0	CONFERENCE	0- 0	0- 0	0- 0				
0- 0	0- 0	0- 0	HOME	0- 0	0- 0	0- 0				
0- 0	0- 0	0- 0	AWAY	0- 0	0- 0	0- 0				
0- 0	0- 0	0- 0	NEUTRAL	0- 0	0- 0	0- 0				

RPI 1-25				RPI 26-50				RPI 51-100				Team's RPI: 56				RPI 101+			
RPI	S	Opponent	Score	RPI	S	Opponent	Score	RPI	S	Opponent	Score	RPI	S	Opponent	Score	RPI	S	Opponent	Score
21	A	Seton Hall	74 77													122	A	Georgia Tech	48 77
																123	H	Jacksonville St.	67 65
																136	H	Xavier	61 60
																158	A	Mercer	76 56
																211	A	Georgia St.	73 64
																226	A	Tennessee St.	65 56
																238	H	Col. of Charleston	68 61
																273	A	Ga. Southern	72 51
																291	A	Columbia	66 62
																310	H	Murray St.	65 60
																321	H	Gardner-Webb	50 47
LAST 12 Division I GAMES:																			
321	H	Gardner-Webb	50 47	136	H	Xavier	61 60												
158	A	Mercer	76 56	21	A	Seton Hall	74 77												
123	H	Jacksonville St.	67 65	273	A	Ga. Southern	72 51												
310	H	Murray St.	65 60	122	A	Georgia Tech	48 77												
211	A	Georgia St.	73 64	226	A	Tennessee St.	65 56												
291	A	Columbia	66 62	238	H	Col. of Charleston	68 61												

Non-Div I Games:

Kennesaw St.

Average RPI Win:	213	WON-LOST	WINNING	LAST 10	STRENGTH OF	OPP. STRENGTH	TEAM	ADJ.	CONF.	ADJ CONF.
Average RPI Loss:	149	RECORD	PCT. RANK	GAMES	SCHEDULE	OF SCHEDULE	RPI	RPI	RPI	RPI
DIV. I ONLY	2- 8	292	2- 8	224	227	292	292	15	15	
DIV. I NON-CONF.	2- 8	290	2- 8	225	227	294	294	15	15	
TOTALS	RPI 1-25	RPI 26-50	W-L RECORDS	RPI 51-100	RPI 101-150	RPI 150+				
2- 8	0- 0	0- 1	OVERALL	0- 3	1- 2	1- 2				
1- 2	0- 0	0- 0	HOME	0- 2	1- 0	0- 0				
1- 4	0- 0	0- 1	AWAY	0- 1	0- 1	1- 1				
0- 2	0- 0	0- 0	NEUTRAL	0- 0	0- 1	0- 1				
2- 8	0- 0	0- 1	NON-CONFERENCE	0- 3	1- 2	1- 2				
1- 2	0- 0	0- 0	HOME	0- 2	1- 0	0- 0				
1- 4	0- 0	0- 1	AWAY	0- 1	0- 1	1- 1				
0- 2	0- 0	0- 0	NEUTRAL	0- 0	0- 1	0- 1				
0- 0	0- 0	0- 0	CONFERENCE	0- 0	0- 0	0- 0				
0- 0	0- 0	0- 0	HOME	0- 0	0- 0	0- 0				
0- 0	0- 0	0- 0	AWAY	0- 0	0- 0	0- 0				
0- 0	0- 0	0- 0	NEUTRAL	0- 0	0- 0	0- 0				

RPI 1-25				RPI 26-50				RPI 51-100				RPI 101+				Team's RPI: 292	
RPI	S	Opponent	Score	RPI	S	Opponent	Score	RPI	S	Opponent	Score	RPI	S	Opponent	Score		
				29	A	Northwestern	54 72	59	H	Youngstown St.	49 68	129	H	Belmont	58 55		
								82	H	Arkansas St.	44 59	138	A	Cleveland St.	67 69		
								90	A	Duquesne	60 86	141	N	Dartmouth	49 60		
												296	A	Colgate	62 61		
												311	A	North Dakota St.	68 74		
												338	N	A&M-Corpus Christi	47 57		
LAST 12 Division I GAMES:																	
				82	H	Arkansas St.	44 59	296	A	Colgate	62 61						
				138	A	Cleveland St.	67 69	29	A	Northwestern	54 72						
				90	A	Duquesne	60 86	59	H	Youngstown St.	49 68						
				141	N	Dartmouth	49 60	311	A	North Dakota St.	68 74						
				338	N	A&M-Corpus Christi	47 57										
				129	H	Belmont	58 55										

Non-Div I Games:

Kent St.

Average RPI Win:	99	WON-LOST	WINNING	LAST 10	STRENGTH OF	OPP. STRENGTH	TEAM	ADJ.	CONF.	ADJ CONF.
Average RPI Loss:	41	RECORD	PCT. RANK	GAMES	SCHEDULE	OF SCHEDULE	RPI	RPI	RPI	RPI
DIV. I ONLY	11- 2	30	8- 2	26	3	3	3	3	3	3
DIV. I NON-CONF.	11- 2	31	10- 2	27	3	3	3	3	3	3
TOTALS	RPI 1-25	RPI 26-50	W-L RECORDS	RPI 51-100	RPI 101-150	RPI 150+				
11- 2	3- 1	1- 0	OVERALL	2- 1	2- 0	3- 0				
7- 0	2- 0	0- 0	HOME	0- 0	2- 0	3- 0				
2- 1	1- 1	0- 0	AWAY	1- 0	0- 0	0- 0				
2- 1	0- 0	1- 0	NEUTRAL	1- 1	0- 0	0- 0				
11- 2	3- 1	1- 0	NON-CONFERENCE	2- 1	2- 0	3- 0				
7- 0	2- 0	0- 0	HOME	0- 0	2- 0	3- 0				
2- 1	1- 1	0- 0	AWAY	1- 0	0- 0	0- 0				
2- 1	0- 0	1- 0	NEUTRAL	1- 1	0- 0	0- 0				
0- 0	0- 0	0- 0	CONFERENCE	0- 0	0- 0	0- 0				
0- 0	0- 0	0- 0	HOME	0- 0	0- 0	0- 0				
0- 0	0- 0	0- 0	AWAY	0- 0	0- 0	0- 0				
0- 0	0- 0	0- 0	NEUTRAL	0- 0	0- 0	0- 0				

RPI	S	Opponent	Score	RPI	S	Opponent	Score	RPI	S	Opponent	Score	RPI	S	Opponent	Score
4	H	Baylor	74 64	32	N	South Fla.	61 57	74	N	Illinois	71 77	119	H	Appalachian St.	111 74
7	A	Duke	68 89					81	N	Oklahoma	92 88	129	H	Belmont	71 55
16	A	Louisville	77 68					84	A	Central Mich.	71 68	170	H	Morehead St.	91 62
25	H	Middle Tenn.	78 62									202	H	Northern Ky.	82 64
												226	H	Tennessee St.	87 75
LAST 12 Division I GAMES:															
25	H	Middle Tenn.	78 62	226	H	Tennessee St.	87 75								
16	A	Louisville	77 68	7	A	Duke	68 89								
202	H	Northern Ky.	82 64	129	H	Belmont	71 55								
32	N	South Fla.	61 57	84	A	Central Mich.	71 68								
81	N	Oklahoma	92 88	170	H	Morehead St.	91 62								
74	N	Illinois	71 77	4	H	Baylor	74 64								

Non-Div I Games:

Kentucky

Average RPI Win: 241		WON-LOST	WINNING	LAST 10	STRENGTH OF	OPP. STRENGTH	TEAM	ADJ.	CONF.	ADJ CONF.
Average RPI Loss: 168		RECORD	PCT. RANK	GAMES	SCHEDULE	OF SCHEDULE	RPI	RPI	RPI	RPI
DIV. I ONLY		3- 7	253	3- 7	177	277	267	267	28	28
DIV. I NON-CONF.		3- 7	253	3- 7	179	277	269	269	28	28
TOTALS	RPI 1-25		RPI 26-50		W-L RECORDS		RPI 51-100		RPI 101-150	RPI 150+
3- 7	0- 0		0- 1		OVERALL		0- 1		0- 1	3- 4
2- 4	0- 0		0- 0		HOME		0- 0		0- 1	2- 3
1- 3	0- 0		0- 1		AWAY		0- 1		0- 0	1- 1
0- 0	0- 0		0- 0		NEUTRAL		0- 0		0- 0	0- 0
3- 7	0- 0		0- 1		NON-CONFERENCE		0- 1		0- 1	3- 4
2- 4	0- 0		0- 0		HOME		0- 0		0- 1	2- 3
1- 3	0- 0		0- 1		AWAY		0- 1		0- 0	1- 1
0- 0	0- 0		0- 0		NEUTRAL		0- 0		0- 0	0- 0
0- 0	0- 0		0- 0		CONFERENCE		0- 0		0- 0	0- 0
0- 0	0- 0		0- 0		HOME		0- 0		0- 0	0- 0
0- 0	0- 0		0- 0		AWAY		0- 0		0- 0	0- 0
0- 0	0- 0		0- 0		NEUTRAL		0- 0		0- 0	0- 0

[illegible]

Non-Div I Games:

LIU Brooklyn

■ Loss, ■ Non-Conf, S Site, H Home A Away N Neutral

Average RPI Win:	267	WON-LOST	WINNING	LAST 10	STRENGTH OF	OPP. STRENGTH	TEAM	ADJ.	CONF.	ADJ CONF.
Average RPI Loss:	78	RECORD	PCT. RANK	GAMES	SCHEDULE	OF SCHEDULE	RPI	RPI	RPI	RPI
DIV. I ONLY	6- 5	146	5- 4	215	181	208	208	3	3	
DIV. I NON-CONF.	6- 5	147	6- 5	216	177	208	208	3	3	
TOTALS	RPI 1-25	RPI 26-50	W-L RECORDS	RPI 51-100	RPI 101-150	RPI 150+				
6- 5	0- 0	0- 2	OVERALL	0- 2	0- 0	6- 1				
4- 3	0- 0	0- 1	HOME	0- 2	0- 0	4- 0				
1- 1	0- 0	0- 1	AWAY	0- 0	0- 0	1- 0				
1- 1	0- 0	0- 0	NEUTRAL	0- 0	0- 0	1- 1				
6- 5	0- 0	0- 2	NON-CONFERENCE	0- 2	0- 0	6- 1				
4- 3	0- 0	0- 1	HOME	0- 2	0- 0	4- 0				
1- 1	0- 0	0- 1	AWAY	0- 0	0- 0	1- 0				
1- 1	0- 0	0- 0	NEUTRAL	0- 0	0- 0	1- 1				
0- 0	0- 0	0- 0	CONFERENCE	0- 0	0- 0	0- 0				
0- 0	0- 0	0- 0	HOME	0- 0	0- 0	0- 0				
0- 0	0- 0	0- 0	AWAY	0- 0	0- 0	0- 0				
0- 0	0- 0	0- 0	NEUTRAL	0- 0	0- 0	0- 0				

RPI S	Opponent	Score	RPI S	Opponent	Score	RPI S	Opponent	Score	RPI S	Opponent	Score	Team's RPI: 208
30	A Long Beach St.	44 59	38	H Tulane	45 51	52	H Rutgers	57 64	188	H Louisiana Tech	73 59	
						55	H UALR	54 70	215	H Southeastern La.	75 42	
									216	N Santa Clara	67 69	
									262	N UNC Greensboro	82 61	
									290	H Jackson St.	52 44	
									305	H Sam Houston St.	71 45	
									339	A UC Santa Barbara	78 45	
LAST 12 Division I GAMES:												
216	N Santa Clara	67 69	262	N UNC Greensboro	82 61							
52	H Rutgers	57 64	339	A UC Santa Barbara	78 45							
38	H Tulane	45 51	30	A Long Beach St.	44 59							
290	H Jackson St.	52 44	215	H Southeastern La.	75 42							
305	H Sam Houston St.	71 45	188	H Louisiana Tech	73 59							
55	H UALR	54 70										

Non-Div I Games:

LSU

Average RPI Win: 229		WON-LOST	WINNING	LAST 10	STRENGTH OF	OPP. STRENGTH	TEAM	ADJ.	CONF.	ADJ CONF.
Average RPI Loss: 152		RECORD	PCT. RANK	GAMES	SCHEDULE	OF SCHEDULE	RPI	RPI	RPI	RPI
DIV. I ONLY		8- 4	89	1- 0	327	72	168	168	6	6
DIV. I NON-CONF.		8- 4	92	1- 0	329	75	169	169	6	6
TOTALS		RPI 1-25	RPI 26-50	W-L RECORDS	RPI 51-100	RPI 101-150	RPI 150+			
8- 4	0- 0		0- 0	OVERALL	0- 0	0- 2	8- 2			
4- 0	0- 0		0- 0	HOME	0- 0	0- 0	4- 0			
3- 3	0- 0		0- 0	AWAY	0- 0	0- 0	3- 0			
1- 1	0- 0		0- 0	NEUTRAL	0- 0	0- 1	1- 0			
8- 4	0- 0		0- 0	NON-CONFERENCE	0- 0	0- 2	8- 2			
4- 0	0- 0		0- 0	HOME	0- 0	0- 0	4- 0			
3- 3	0- 0		0- 0	AWAY	0- 0	0- 1	3- 2			
1- 1	0- 0		0- 0	NEUTRAL	0- 0	0- 1	1- 0			
0- 0	0- 0		0- 0	CONFERENCE	0- 0	0- 0	0- 0			
0- 0	0- 0		0- 0	HOME	0- 0	0- 0	0- 0			
0- 0	0- 0		0- 0	AWAY	0- 0	0- 0	0- 0			
0- 0	0- 0		0- 0	NEUTRAL	0- 0	0- 0	0- 0			

RPI 1-25				RPI 26-50				RPI 51-100				RPI 101+				Team's RPI: 168	
RPI	S	Opponent	Score	RPI	S	Opponent	Score	RPI	S	Opponent	Score	RPI	S	Opponent	Score		
												104	N	Ohio	63	74	
												107	A	Penn	29	57	
												153	H	Fairfield	73	59	
												177	H	William & Mary	78	71	
												191	A	Temple	72	75	
												193	A	Robert Morris	75	61	
												205	A	Villanova	36	70	
												211	A	Georgia St.	76	68	
												222	N	Towson	62	49	
												267	A	LIU Brooklyn	71	66	
												297	H	Manhattan	61	48	
												309	H	Howard	65	64	
LAST 12 Division I GAMES:																	
				193	A	Robert Morris	75 61	309	H	Howard	65 64						
				222	N	Towson	62 49	153	H	Fairfield	73 59						
				267	A	LIU Brooklyn	71 66	211	A	Georgia St.	76 68						
				297	H	Manhattan	61 48	104	N	Ohio	63 74						
				107	A	Penn	29 57	205	A	Villanova	36 70						
				191	A	Temple	72 75	177	H	William & Mary	78 71						

Non-Div I Games:

La Salle

Loss, Non-Conf, S Site, H Home A Away N Neutral

La.-Lafayette

Through Games Of Dec. 28, 2014

Average RPI Win:	277	WON-LOST	WINNING	LAST 10	STRENGTH OF	OPP. STRENGTH	TEAM	ADJ.	CONF.	ADJ CONF.
Average RPI Loss:	35	RECORD	PCT. RANK	GAMES	SCHEDULE	OF SCHEDULE	RPI	RPI	RPI	RPI
DIV. I ONLY	6- 1	29	6- 1	343	195	181	181	21	21	
DIV. I NON-CONF.	6- 1	30	6- 1	344	191	182	182	22	22	
TOTALS	RPI 1-25	RPI 26-50	W-L RECORDS	RPI 51-100	RPI 101-150	RPI 150+				
6- 1	0- 0	0- 1	OVERALL	0- 0	0- 0	6- 0				
3- 1	0- 0	0- 1	HOME	0- 0	0- 0	3- 0				
3- 0	0- 0	0- 0	AWAY	0- 0	0- 0	3- 0				
0- 0	0- 0	0- 0	NEUTRAL	0- 0	0- 0	0- 0				
6- 1	0- 0	0- 1	NON-CONFERENCE	0- 0	0- 0	6- 0				
3- 1	0- 0	0- 1	HOME	0- 0	0- 0	3- 0				
3- 0	0- 0	0- 0	AWAY	0- 0	0- 0	3- 0				
0- 0	0- 0	0- 0	NEUTRAL	0- 0	0- 0	0- 0				
0- 0	0- 0	0- 0	CONFERENCE	0- 0	0- 0	0- 0				
0- 0	0- 0	0- 0	HOME	0- 0	0- 0	0- 0				
0- 0	0- 0	0- 0	AWAY	0- 0	0- 0	0- 0				
0- 0	0- 0	0- 0	NEUTRAL	0- 0	0- 0	0- 0				

RPI 1-25			RPI 26-50			RPI 51-100			RPI 101+			Team's RPI: 181
RPI	S	Opponent	Score	RPI	S	Opponent	Score	RPI	S	Opponent	Score	
				35	H	Mississippi St.	51 66					
								188	H	Louisiana Tech	58 55	
								215	A	Southeastern La.	71 60	
								290	H	Jackson St.	65 56	
								305	H	Sam Houston St.	65 46	
								325	A	Alcorn	64 57	
								336	A	Lamar	75 55	
LAST 12 Division I GAMES:												
				336	A	Lamar	75 55	290	H	Jackson St.	65 56	
								325	A	Alcorn	64 57	
								35	H	Mississippi St.	51 66	
								305	H	Sam Houston St.	65 46	
								215	A	Southeastern La.	71 60	
								188	H	Louisiana Tech	58 55	

Non-Div I Games: Xavier (LA) 69 53 Southern-N.O. 58 52

La.-Lafayette

■ Loss,
 ■ Non-Conf, S Site,
 ■ Home
 ■ Away
 N Neutral

Average RPI Win: 214		WON-LOST	WINNING	LAST 10	STRENGTH OF	OPP. STRENGTH	TEAM	ADJ.	CONF.	ADJ CONF.
Average RPI Loss: 183		RECORD	PCT. RANK	GAMES	SCHEDULE	OF SCHEDULE	RPI	RPI	RPI	RPI
DIV. I ONLY		1- 5	310	1- 5	185	234	299	299	21	21
DIV. I NON-CONF.		1- 5	307	1- 5	188	234	302	302	22	22
TOTALS		RPI 1-25	RPI 26-50	W-L RECORDS	RPI 51-100	RPI 101-150	RPI 150+			
1- 5	0- 0		0- 2	OVERALL	0- 0	0- 0	1- 3			
1- 0	0- 0		0- 0	HOME	0- 0	0- 0	1- 0			
0- 4	0- 0		0- 2	AWAY	0- 0	0- 0	0- 2			
0- 1	0- 0		0- 0	NEUTRAL	0- 0	0- 0	0- 1			
1- 5	0- 0		0- 2	NON-CONFERENCE	0- 0	0- 0	1- 3			
1- 0	0- 0		0- 0	HOME	0- 0	0- 0	1- 0			
0- 4	0- 0		0- 2	AWAY	0- 0	0- 0	0- 2			
0- 1	0- 0		0- 0	NEUTRAL	0- 0	0- 0	0- 1			
0- 0	0- 0		0- 0	CONFERENCE	0- 0	0- 0	0- 0			
0- 0	0- 0		0- 0	HOME	0- 0	0- 0	0- 0			
0- 0	0- 0		0- 0	AWAY	0- 0	0- 0	0- 0			
0- 0	0- 0		0- 0	NEUTRAL	0- 0	0- 0	0- 0			

[illegible]

Non-Div I Games:	Southern Ark.	78	67	LSU-Alexandria	94	49	William Carey	68	35
------------------	---------------	----	----	----------------	----	----	---------------	----	----

La.-Monroe

■ Loss, ■ Non-Conf, S Site, H Home A Away N Neutral

Average RPI Win:	221	WON-LOST	WINNING	LAST 10	STRENGTH OF	OPP. STRENGTH	TEAM	ADJ.	CONF.	ADJ CONF.
Average RPI Loss:	143	RECORD	PCT. RANK	GAMES	SCHEDULE	OF SCHEDULE	RPI	RPI	RPI	RPI
DIV. I ONLY	7- 4	108	6- 4	238	171	105	105	20	20	
DIV. I NON-CONF.	7- 4	107	7- 4	237	170	108	108	21	21	
TOTALS	RPI 1-25	RPI 26-50	W-L RECORDS	RPI 51-100	RPI 101-150	RPI 150+				
7- 4	0- 2	0- 0	OVERALL	0- 0	3- 0	4- 2				
4- 0	0- 0	0- 0	HOME	0- 0	3- 0	1- 0				
3- 4	0- 2	0- 0	AWAY	0- 0	0- 0	3- 2				
0- 0	0- 0	0- 0	NEUTRAL	0- 0	0- 0	0- 0				
7- 4	0- 2	0- 0	NON-CONFERENCE	0- 0	3- 0	4- 2				
4- 0	0- 0	0- 0	HOME	0- 0	3- 0	1- 0				
3- 4	0- 2	0- 0	AWAY	0- 0	0- 0	3- 2				
0- 0	0- 0	0- 0	NEUTRAL	0- 0	0- 0	0- 0				
0- 0	0- 0	0- 0	CONFERENCE	0- 0	0- 0	0- 0				
0- 0	0- 0	0- 0	HOME	0- 0	0- 0	0- 0				
0- 0	0- 0	0- 0	AWAY	0- 0	0- 0	0- 0				
0- 0	0- 0	0- 0	NEUTRAL	0- 0	0- 0	0- 0				

RPI 1-25				RPI 26-50				RPI 51-100				RPI 101+ Team's RPI: 105			
RPI	S	Opponent	Score	RPI	S	Opponent	Score	RPI	S	Opponent	Score	RPI	S	Opponent	Score
16	A	Louisville	61 102									107	H	Penn	60 57
21	A	Seton Hall	63 80									118	H	Hartford	74 59
												146	H	Delaware	63 52
												239	H	NJIT	66 50
												242	A	Stony Brook	58 60
												277	A	Rider	66 48
												291	A	Columbia	65 72
												315	A	St. Francis Brooklyn	73 51
												345	A	Saint Peter's	49 34
LAST 12 Division I GAMES:															
107	H	Penn	60 57	345	A	Saint Peter's	49 34								
16	A	Louisville	61 102	239	H	NJIT	66 50								
277	A	Rider	66 48	242	A	Stony Brook	58 60								
118	H	Hartford	74 59	21	A	Seton Hall	63 80								
291	A	Columbia	65 72	315	A	St. Francis Brooklyn	73 51								
146	H	Delaware	63 52												

Non-Div I Games:

Lafayette

Average RPI Win:	0	WON-LOST	WINNING	LAST 10	STRENGTH OF	OPP. STRENGTH	TEAM	ADJ.	CONF.	ADJ CONF.
Average RPI Loss:	204	RECORD	PCT. RANK	GAMES	SCHEDULE	OF SCHEDULE	RPI	RPI	RPI	RPI
DIV. I ONLY	0- 8	338	0- 7	160	346	336	336	29	29	
DIV. I NON-CONF.	0- 8	334	0- 8	162	347	334	334	29	29	
TOTALS	RPI 1-25	RPI 26-50	W-L RECORDS	RPI 51-100	RPI 101-150	RPI 150+				
0- 8	0- 0	0- 0	OVERALL	0- 1	0- 0	0- 7				
0- 2	0- 0	0- 0	HOME	0- 0	0- 0	0- 2				
0- 6	0- 0	0- 0	AWAY	0- 1	0- 0	0- 5				
0- 0	0- 0	0- 0	NEUTRAL	0- 0	0- 0	0- 0				
0- 8	0- 0	0- 0	NON-CONFERENCE	0- 1	0- 0	0- 7				
0- 2	0- 0	0- 0	HOME	0- 0	0- 0	0- 2				
0- 6	0- 0	0- 0	AWAY	0- 1	0- 0	0- 5				
0- 0	0- 0	0- 0	NEUTRAL	0- 0	0- 0	0- 0				
0- 0	0- 0	0- 0	CONFERENCE	0- 0	0- 0	0- 0				
0- 0	0- 0	0- 0	HOME	0- 0	0- 0	0- 0				
0- 0	0- 0	0- 0	AWAY	0- 0	0- 0	0- 0				
0- 0	0- 0	0- 0	NEUTRAL	0- 0	0- 0	0- 0				

RPI 1-25				RPI 26-50				RPI 51-100				RPI 101+				Team's RPI: 336	
RPI	S	Opponent	Score	RPI	S	Opponent	Score	RPI	S	Opponent	Score	RPI	S	Opponent	Score		
								81	A	Oklahoma	73	100	181	H	La.-Lafayette	55	75
													184	A	TCU	68	72
													185	A	Wright St.	61	82
													224	A	Texas St.	72	79
													232	H	UTSA	40	72
													245	A	Tulsa	69	73
													302	A	Rice	63	97
LAST 12 Division I GAMES:																	
				245	A	Tulsa	69	73	302	A	Rice	63	97				
				181	H	La.-Lafayette	55	75	185	A	Wright St.	61	82				
									184	A	TCU	68	72				
									224	A	Texas St.	72	79				
									232	H	UTSA	40	72				
									81	A	Oklahoma	73	100				

Non-Div I Games: Huston-Tillotson 95 47 St. Thomas (TX) 67 35 Ohio Valley 93 42

Lamar

Average RPI Win:	214	WON-LOST	WINNING	LAST 10	STRENGTH OF	OPP. STRENGTH	TEAM	ADJ.	CONF.	ADJ CONF.
Average RPI Loss:	50	RECORD	PCT. RANK	GAMES	SCHEDULE	OF SCHEDULE	RPI	RPI	RPI	RPI
DIV. I ONLY	7- 2	49	7- 2	286	67	100	100	20	20	
DIV. I NON-CONF.	7- 2	50	7- 2	290	70	102	102	21	21	
TOTALS	RPI 1-25	RPI 26-50	W-L RECORDS	RPI 51-100	RPI 101-150	RPI 150+				
7- 2	0- 1	0- 0	OVERALL	1- 1	0- 0	6- 0				
1- 1	0- 0	0- 0	HOME	1- 1	0- 0	0- 0				
5- 1	0- 1	0- 0	AWAY	0- 0	0- 0	5- 0				
1- 0	0- 0	0- 0	NEUTRAL	0- 0	0- 0	1- 0				
7- 2	0- 1	0- 0	NON-CONFERENCE	1- 1	0- 0	6- 0				
1- 1	0- 0	0- 0	HOME	1- 1	0- 0	0- 0				
5- 1	0- 1	0- 0	AWAY	0- 0	0- 0	5- 0				
1- 0	0- 0	0- 0	NEUTRAL	0- 0	0- 0	1- 0				
0- 0	0- 0	0- 0	CONFERENCE	0- 0	0- 0	0- 0				
0- 0	0- 0	0- 0	HOME	0- 0	0- 0	0- 0				
0- 0	0- 0	0- 0	AWAY	0- 0	0- 0	0- 0				
0- 0	0- 0	0- 0	NEUTRAL	0- 0	0- 0	0- 0				

RPI 1-25				RPI 26-50				RPI 51-100 Team's RPI: 100				RPI 101+			
RPI	S	Opponent	Score	RPI	S	Opponent	Score	RPI	S	Opponent	Score	RPI	S	Opponent	Score
10	A	Arizona St.	61 81					66	H	Hampton	85 67	154	A	Saint Joseph's	73 71
								90	H	Duquesne	75 82	180	A	Sacred Heart	85 77
												197	A	Monmouth	82 70
												239	A	NJIT	74 54
												316	N	Eastern Ill.	72 69
												345	A	Saint Peter's	70 58
LAST 12 Division I GAMES:															
90	H	Duquesne	75 82	66	H	Hampton	85 67								
316	N	Eastern Ill.	72 69	180	A	Sacred Heart	85 77								
10	A	Arizona St.	61 81	345	A	Saint Peter's	70 58								
154	A	Saint Joseph's	73 71	239	A	NJIT	74 54								
				197	A	Monmouth	82 70								

Non-Div I Games: East Stroudsburg 77 53

Lehigh

■ Loss,
 ■ Non-Conf, S Site,
 ■ Home
 ■ Away
 N Neutral

Average RPI Win:	217	WON-LOST	WINNING	LAST 10	STRENGTH OF	OPP. STRENGTH	TEAM	ADJ.	CONF.	ADJ CONF.
Average RPI Loss:	81	RECORD	PCT. RANK	GAMES	SCHEDULE	OF SCHEDULE	RPI	RPI	RPI	RPI
DIV. I ONLY	6- 5	146	1- 0	134	102	106	106	30	30	
DIV. I NON-CONF.	4- 5	183	1- 0	62	61	105	105	30	30	
TOTALS	RPI 1-25	RPI 26-50	W-L RECORDS	RPI 51-100	RPI 101-150	RPI 150+				
6- 5	0- 1	0- 1	OVERALL	0- 2	1- 0	5- 1				
3- 1	0- 0	0- 0	HOME	0- 0	1- 0	2- 1				
2- 3	0- 0	0- 1	AWAY	0- 2	0- 0	2- 0				
1- 1	0- 1	0- 0	NEUTRAL	0- 0	0- 0	1- 0				
4- 5	0- 1	0- 1	NON-CONFERENCE	0- 2	1- 0	3- 1				
2- 1	0- 0	0- 0	HOME	0- 0	1- 0	1- 1				
1- 3	0- 0	0- 1	AWAY	0- 2	0- 0	1- 0				
1- 1	0- 1	0- 0	NEUTRAL	0- 0	0- 0	1- 0				
2- 0	0- 0	0- 0	CONFERENCE	0- 0	0- 0	2- 0				
1- 0	0- 0	0- 0	HOME	0- 0	0- 0	1- 0				
1- 0	0- 0	0- 0	AWAY	0- 0	0- 0	1- 0				
0- 0	0- 0	0- 0	NEUTRAL	0- 0	0- 0	0- 0				

RPI 1-25			RPI 26-50			RPI 51-100			RPI 101+			Team's RPI: 106
RPI	S	Opponent	Score	RPI	S	Opponent	Score	RPI	S	Opponent	Score	
11	N	South Carolina	44 84	37	A	Minnesota	60 74	69	A	North Carolina St.	64 67	124 H VCU 69 53
								86	A	Elon	62 73	154 H Saint Joseph's 76 75
												200 H Charlotte 77 79
												211 A Georgia St. 73 71
												244 A Radford 72 63
												248 N Penn St. 80 68
												321 H Gardner-Webb 56 47
LAST 12 Division I GAMES:												
11	N	South Carolina	44 84	211	A	Georgia St.	73 71					
37	A	Minnesota	60 74	86	A	Elon	62 73					
69	A	North Carolina St.	64 67	154	H	Saint Joseph's	76 75					
321	H	Gardner-Webb	56 47	124	H	VCU	69 53					
244	A	Radford	72 63	200	H	Charlotte	77 79					
248	N	Penn St.	80 68									

Non-Div I Games:

Liberty

Average RPI Win:	259	WON-LOST	WINNING	LAST 10	STRENGTH OF	OPP. STRENGTH	TEAM	ADJ.	CONF.	ADJ CONF.
Average RPI Loss:	177	RECORD	PCT. RANK	GAMES	SCHEDULE	OF SCHEDULE	RPI	RPI	RPI	RPI
DIV. I ONLY	4- 7	221	3- 7	303	230	298	298	12	12	
DIV. I NON-CONF.	4- 7	220	4- 7	307	230	301	301	12	12	
TOTALS	RPI 1-25	RPI 26-50	W-L RECORDS	RPI 51-100	RPI 101-150	RPI 150+				
4- 7	0- 1	0- 0	OVERALL	0- 0	0- 2	4- 4				
3- 3	0- 1	0- 0	HOME	0- 0	0- 0	3- 2				
1- 4	0- 0	0- 0	AWAY	0- 0	0- 2	1- 2				
0- 0	0- 0	0- 0	NEUTRAL	0- 0	0- 0	0- 0				
4- 7	0- 1	0- 0	NON-CONFERENCE	0- 0	0- 2	4- 4				
3- 3	0- 1	0- 0	HOME	0- 0	0- 0	3- 2				
1- 4	0- 0	0- 0	AWAY	0- 0	0- 2	1- 2				
0- 0	0- 0	0- 0	NEUTRAL	0- 0	0- 0	0- 0				
0- 0	0- 0	0- 0	CONFERENCE	0- 0	0- 0	0- 0				
0- 0	0- 0	0- 0	HOME	0- 0	0- 0	0- 0				
0- 0	0- 0	0- 0	AWAY	0- 0	0- 0	0- 0				
0- 0	0- 0	0- 0	NEUTRAL	0- 0	0- 0	0- 0				

RPI 1-25				RPI 26-50				RPI 51-100				RPI 101+ Team's RPI: 298			
RPI	S	Opponent	Score	RPI	S	Opponent	Score	RPI	S	Opponent	Score	RPI	S	Opponent	Score
12	H	Tennessee	51 85									129	A	Belmont	60 80
												136	A	Xavier	38 62
												170	A	Morehead St.	61 59
												185	H	Wright St.	66 79
												226	H	Tennessee St.	55 73
												241	A	UAB	54 72
												273	H	Ga. Southern	80 74
												290	H	Jackson St.	72 45
												301	H	Tennessee Tech	72 53
												310	A	Murray St.	71 74
LAST 12 Division I GAMES:															
290	H	Jackson St.	72 45	136	A	Xavier	38 62								
12	H	Tennessee	51 85	301	H	Tennessee Tech	72 53								
129	A	Belmont	60 80	241	A	UAB	54 72								
170	A	Morehead St.	61 59	185	H	Wright St.	66 79								
310	A	Murray St.	71 74	273	H	Ga. Southern	80 74								
226	H	Tennessee St.	55 73												

Non-Div I Games:

Lipscomb

Average RPI Win:	164	WON-LOST	WINNING	LAST 10	STRENGTH OF	OPP. STRENGTH	TEAM	ADJ.	CONF.	ADJ CONF.
Average RPI Loss:	42	RECORD	PCT. RANK	GAMES	SCHEDULE	OF SCHEDULE	RPI	RPI	RPI	RPI
DIV. I ONLY	11- 1	10	9- 0	114	64	30	30	14	14	
DIV. I NON-CONF.	11- 1	9	10- 1	120	66	31	31	14	14	
TOTALS	RPI 1-25	RPI 26-50	W-L RECORDS	RPI 51-100	RPI 101-150	RPI 150+				
11- 1	1- 0	0- 1	OVERALL	1- 0	3- 0	6- 0				
7- 1	1- 0	0- 1	HOME	1- 0	1- 0	4- 0				
3- 0	0- 0	0- 0	AWAY	0- 0	1- 0	2- 0				
1- 0	0- 0	0- 0	NEUTRAL	0- 0	1- 0	0- 0				
11- 1	1- 0	0- 1	NON-CONFERENCE	1- 0	3- 0	6- 0				
7- 1	1- 0	0- 1	HOME	1- 0	1- 0	4- 0				
3- 0	0- 0	0- 0	AWAY	0- 0	1- 0	2- 0				
1- 0	0- 0	0- 0	NEUTRAL	0- 0	1- 0	0- 0				
0- 0	0- 0	0- 0	CONFERENCE	0- 0	0- 0	0- 0				
0- 0	0- 0	0- 0	HOME	0- 0	0- 0	0- 0				
0- 0	0- 0	0- 0	AWAY	0- 0	0- 0	0- 0				
0- 0	0- 0	0- 0	NEUTRAL	0- 0	0- 0	0- 0				

RPI 1-25				RPI 26-50				Team's RPI: 30	RPI 51-100				RPI 101+			
RPI	S	Opponent	Score	RPI	S	Opponent	Score		RPI	S	Opponent	Score	RPI	S	Opponent	Score
23	H	California	58 56	42	H	Southern California	85 90		68	H	Pacific	53 43	113	N	Boise St.	68 50
													126	A	Pepperdine	78 69
													132	H	San Francisco	70 58
													173	A	San Diego St.	74 62
													208	H	LSU	59 44
													210	A	Portland St.	62 58
													218	H	Fla. Atlantic	85 60
													267	H	LIU Brooklyn	71 63
													269	H	Seattle	85 73
LAST 12 Division I GAMES:																
208	H	LSU	59 44	267	H	LIU Brooklyn	71 63									
23	H	California	58 56	68	H	Pacific	53 43									
132	H	San Francisco	70 58	218	H	Fla. Atlantic	85 60									
126	A	Pepperdine	78 69	42	H	Southern California	85 90									
210	A	Portland St.	62 58	173	A	San Diego St.	74 62									
113	N	Boise St.	68 50	269	H	Seattle	85 73									

Non-Div I Games: Alas. Anchorage 69 60

Long Beach St.

■ Loss,
 ■ Non-Conf, S Site,
 ■ Home
 ■ Away
 N Neutral

Average RPI Win:	321	WON-LOST	WINNING	LAST 10	STRENGTH OF	OPP. STRENGTH	TEAM	ADJ.	CONF.	ADJ CONF.
Average RPI Loss:	190	RECORD	PCT. RANK	GAMES	SCHEDULE	OF SCHEDULE	RPI	RPI	RPI	RPI
DIV. I ONLY	1- 11	336	0- 2	192	323	329	329	30	30	
DIV. I NON-CONF.	0- 9	334	0- 1	91	313	313	313	30	30	
TOTALS	RPI 1-25	RPI 26-50	W-L RECORDS	RPI 51-100	RPI 101-150	RPI 150+				
1- 11	0- 0	0- 0	OVERALL	0- 1	0- 3	1- 7				
1- 3	0- 0	0- 0	HOME	0- 0	0- 0	1- 3				
0- 8	0- 0	0- 0	AWAY	0- 0	0- 2	0- 0				
0- 0	0- 0	0- 0	NEUTRAL	0- 0	0- 0	0- 0				
0- 9	0- 0	0- 0	NON-CONFERENCE	0- 1	0- 2	0- 6				
0- 2	0- 0	0- 0	HOME	0- 0	0- 0	0- 2				
0- 7	0- 0	0- 0	AWAY	0- 1	0- 2	0- 4				
0- 0	0- 0	0- 0	NEUTRAL	0- 0	0- 0	0- 0				
1- 2	0- 0	0- 0	CONFERENCE	0- 0	0- 1	1- 1				
1- 1	0- 0	0- 0	HOME	0- 0	0- 0	1- 1				
0- 1	0- 0	0- 0	AWAY	0- 0	0- 1	0- 0				
0- 0	0- 0	0- 0	NEUTRAL	0- 0	0- 0	0- 0				

RPI 1-25				RPI 26-50				RPI 51-100				RPI 101+				Team's RPI: 329	
RPI	S	Opponent	Score	RPI	S	Opponent	Score	RPI	S	Opponent	Score	RPI	S	Opponent	Score		
								96	A	Clemson	56	72	117	A	Richmond	50	80
												127	A	Virginia	49	91	
												147	A	High Point	60	81	
												160	A	Wake Forest	60	64	
												177	A	William & Mary	55	90	
												187	A	Virginia Tech	42	74	
												192	A	Florida	46	91	
												262	H	UNC Greensboro	64	70	
												278	H	George Mason	61	83	
												321	H	Gardner-Webb	63	59	
												343	H	UNC Asheville	44	60	
LAST 12 Division I GAMES:																	
278	H	George Mason	61	83	147	A	High Point	60	81								
96	A	Clemson	56	72	117	A	Richmond	50	80								
127	A	Virginia	49	91	321	H	Gardner-Webb	63	59								
343	H	UNC Asheville	44	60	262	H	UNC Greensboro	64	70								
187	A	Virginia Tech	42	74	192	A	Florida	46	91								
177	A	William & Mary	55	90	160	A	Wake Forest	60	64								

Non-Div I Games:

Longwood

■ Loss,
■ Non-Conf,
■ S Site,
■ H Home
■ A Away
N Neutral

Louisiana Tech

Through Games Of Dec. 28, 2014

Average RPI Win:	256	WON-LOST	WINNING	LAST 10	STRENGTH OF	OPP. STRENGTH	TEAM	ADJ.	CONF.	ADJ CONF.
Average RPI Loss:	178	RECORD	PCT. RANK	GAMES	SCHEDULE	OF SCHEDULE	RPI	RPI	RPI	RPI
DIV. I ONLY	3- 5	217	0- 0	226	259	188	188	22	22	
DIV. I NON-CONF.	3- 5	212	0- 0	227	259	192	192	23	23	
TOTALS	RPI 1-25	RPI 26-50	W-L RECORDS	RPI 51-100	RPI 101-150	RPI 150+				
3- 5	0- 0	0- 1	OVERALL	0- 0	0- 0	3- 4				
1- 0	0- 0	0- 0	HOME	0- 0	0- 0	1- 0				
2- 5	0- 0	0- 0	AWAY	0- 0	0- 0	2- 1				
0- 0	0- 0	0- 0	NEUTRAL	0- 0	0- 0	0- 0				
3- 5	0- 0	0- 1	NON-CONFERENCE	0- 0	0- 0	3- 4				
1- 0	0- 0	0- 0	HOME	0- 0	0- 0	1- 0				
2- 5	0- 0	0- 1	AWAY	0- 0	0- 0	2- 4				
0- 0	0- 0	0- 0	NEUTRAL	0- 0	0- 0	0- 0				
0- 0	0- 0	0- 0	CONFERENCE	0- 0	0- 0	0- 0				
0- 0	0- 0	0- 0	HOME	0- 0	0- 0	0- 0				
0- 0	0- 0	0- 0	AWAY	0- 0	0- 0	0- 0				
0- 0	0- 0	0- 0	NEUTRAL	0- 0	0- 0	0- 0				

RPI 1-25			RPI 26-50			RPI 51-100			RPI 101+			Team's RPI: 188
RPI	S	Opponent	Score	RPI	S	Opponent	Score	RPI	S	Opponent	Score	
				35	A	Mississippi St.	77 81					
								181	A	La.-Lafayette	55 58	
								206	H	Nicholls St.	80 62	
								208	A	LSU	59 73	
								221	A	Utah	52 67	
								228	A	Stephen F. Austin	76 69	
								243	A	Northwestern St.	57 69	
								335	A	Alabama A&M	70 68	
LAST 12 Division I GAMES:												
208	A	LSU	59 73	221	A	Utah	52 67					
335	A	Alabama A&M	70 68	206	H	Nicholls St.	80 62					
181	A	La.-Lafayette	55 58	35	A	Mississippi St.	77 81					
243	A	Northwestern St.	57 69									
228	A	Stephen F. Austin	76 69									

Non-Div I Games: Loyola (LA) 75 61

Louisiana Tech

■ Loss,
 ■ Non-Conf,
 ■ S Site,
 ■ H Home
 ■ A Away
 N Neutral

Louisville

Through Games Of Dec. 28, 2014

Average RPI Win:	146	WON-LOST	WINNING	LAST 10	STRENGTH OF	OPP. STRENGTH	TEAM	ADJ.	CONF.	ADJ CONF.
Average RPI Loss:	3	RECORD	PCT. RANK	GAMES	SCHEDULE	OF SCHEDULE	RPI	RPI	RPI	RPI
DIV. I ONLY	11- 1	10	9- 1	56	33	16	16	2	2	
DIV. I NON-CONF.	11- 1	9	11- 1	63	33	16	16	2	2	
TOTALS	RPI 1-25	RPI 26-50	W-L RECORDS	RPI 51-100	RPI 101-150	RPI 150+				
11- 1	3- 1	0- 0	OVERALL	1- 0	2- 0	5- 0				
7- 1	2- 1	0- 0	HOME	1- 0	2- 0	2- 0				
4- 0	1- 0	0- 0	AWAY	0- 0	0- 0	3- 0				
0- 0	0- 0	0- 0	NEUTRAL	0- 0	0- 0	0- 0				
11- 1	3- 1	0- 0	NON-CONFERENCE	1- 0	2- 0	5- 0				
7- 1	2- 1	0- 0	HOME	1- 0	2- 0	2- 0				
4- 0	1- 0	0- 0	AWAY	0- 0	0- 0	3- 0				
0- 0	0- 0	0- 0	NEUTRAL	0- 0	0- 0	0- 0				
0- 0	0- 0	0- 0	CONFERENCE	0- 0	0- 0	0- 0				
0- 0	0- 0	0- 0	HOME	0- 0	0- 0	0- 0				
0- 0	0- 0	0- 0	AWAY	0- 0	0- 0	0- 0				
0- 0	0- 0	0- 0	NEUTRAL	0- 0	0- 0	0- 0				

RPI 1-25				Team's RPI: 16		RPI 26-50				RPI 51-100				RPI 101+					
RPI	S	Opponent	Score		RPI	S	Opponent	Score		RPI	S	Opponent	Score		RPI	S	Opponent	Score	
3	H	Kentucky	68	77						88	H	Old Dominion	100	46	105	H	Lafayette	102	61
14	H	Iowa	86	52											129	H	Belmont	95	35
19	H	Western Ky.	89	67											182	H	Ball St.	69	56
23	A	California	70	57											209	H	UT Martin	77	43
															240	A	Valparaiso	86	59
															261	A	IUPUI	89	69
															333	A	Grand Canyon	65	51
LAST 12 Division I GAMES:																			
23	A	California	70	57	333	A	Grand Canyon	65	51										
19	H	Western Ky.	89	67	88	H	Old Dominion	100	46										
182	H	Ball St.	69	56	3	H	Kentucky	68	77										
129	H	Belmont	95	35	14	H	Iowa	86	52										
209	H	UT Martin	77	43	240	A	Valparaiso	86	59										
261	A	IUPUI	89	69	105	H	Lafayette	102	61										

Non-Div I Games:

Louisville

■ Loss,
 ■ Non-Conf, S Site,
 ■ Home
 ■ Away
 N Neutral

Average RPI Win: 259		WON-LOST	WINNING	LAST 10	STRENGTH OF	OPP. STRENGTH	TEAM	ADJ.	CONF.	ADJ CONF.
Average RPI Loss: 124		RECORD	PCT. RANK	GAMES	SCHEDULE	OF SCHEDULE	RPI	RPI	RPI	RPI
DIV. I ONLY		2- 8	292	2- 8	45	283	219	219	16	16
DIV. I NON-CONF.		2- 8	290	2- 8	47	284	222	222	16	16
TOTALS	RPI 1-25		RPI 26-50		W-L RECORDS		RPI 51-100		RPI 101-150	RPI 150+
2- 8	0- 0		0- 1		OVERALL		0- 2		0- 3	2- 2
1- 4	0- 0		0- 0		HOME		0- 1		0- 2	1- 1
1- 4	0- 0		0- 1		AWAY		0- 1		0- 1	1- 1
0- 0	0- 0		0- 0		NEUTRAL		0- 0		0- 0	0- 0
2- 8	0- 0		0- 1		NON-CONFERENCE		0- 2		0- 3	2- 2
1- 4	0- 0		0- 0		HOME		0- 1		0- 2	1- 1
1- 4	0- 0		0- 1		AWAY		0- 1		0- 1	1- 1
0- 0	0- 0		0- 0		NEUTRAL		0- 0		0- 0	0- 0
0- 0	0- 0		0- 0		CONFERENCE		0- 0		0- 0	0- 0
0- 0	0- 0		0- 0		HOME		0- 0		0- 0	0- 0
0- 0	0- 0		0- 0		AWAY		0- 0		0- 0	0- 0
0- 0	0- 0		0- 0		NEUTRAL		0- 0		0- 0	0- 0

RPI 1-25				RPI 26-50				RPI 51-100				RPI 101+				Team's RPI: 219	
RPI	S	Opponent	Score	RPI	S	Opponent	Score	RPI	S	Opponent	Score	RPI	S	Opponent	Score		
				29	A	Northwestern	33 70	76	H	Michigan St.	38 90	109	H	DePaul	84 109		
								93	A	Missouri	45 56	122	H	Georgia Tech	57 92		
												141	A	Dartmouth	58 70		
												183	A	Marquette	71 86		
												202	A	Northern Ky.	45 38		
												241	H	UAB	51 61		
												316	H	Eastern Ill.	63 52		
LAST 12 Division I GAMES:																	
				141	A	Dartmouth	58 70	109	H	DePaul	84 109						
				202	A	Northern Ky.	45 38	76	H	Michigan St.	38 90						
				183	A	Marquette	71 86	29	A	Northwestern	33 70						
				122	H	Georgia Tech	57 92	93	A	Missouri	45 56						
								316	H	Eastern Ill.	63 52						
								241	H	UAB	51 61						

Non-Div I Games:

Loyola Chicago

■ Loss, ■ Non-Conf, S Site, H Home A Away N Neutral

Loyola Maryland

Through Games Of Dec. 28, 2014

Average RPI Win:	343	WON-LOST	WINNING	LAST 10	STRENGTH OF	OPP. STRENGTH	TEAM	ADJ.	CONF.	ADJ CONF.
Average RPI Loss:	148	RECORD	PCT. RANK	GAMES	SCHEDULE	OF SCHEDULE	RPI	RPI	RPI	RPI
DIV. I ONLY	2- 9	302	2- 8	235	240	320	320	20	20	
DIV. I NON-CONF.	2- 9	299	2- 9	236	241	322	322	21	21	
TOTALS	RPI 1-25	RPI 26-50	W-L RECORDS	RPI 51-100	RPI 101-150	RPI 150+				
2- 9	0- 0	0- 3	OVERALL	0- 1	0- 0	2- 5				
2- 4	0- 0	0- 1	HOME	0- 1	0- 0	2- 2				
0- 5	0- 0	0- 2	AWAY	0- 0	0- 0	0- 3				
0- 0	0- 0	0- 0	NEUTRAL	0- 0	0- 0	0- 0				
2- 9	0- 0	0- 3	NON-CONFERENCE	0- 1	0- 0	2- 5				
2- 4	0- 0	0- 1	HOME	0- 1	0- 0	2- 2				
0- 5	0- 0	0- 2	AWAY	0- 0	0- 0	0- 3				
0- 0	0- 0	0- 0	NEUTRAL	0- 0	0- 0	0- 0				
0- 0	0- 0	0- 0	CONFERENCE	0- 0	0- 0	0- 0				
0- 0	0- 0	0- 0	HOME	0- 0	0- 0	0- 0				
0- 0	0- 0	0- 0	AWAY	0- 0	0- 0	0- 0				
0- 0	0- 0	0- 0	NEUTRAL	0- 0	0- 0	0- 0				

RPI 1-25				RPI 26-50				RPI 51-100				RPI 101+				Team's RPI: 320	
RPI	S	Opponent	Score	RPI	S	Opponent	Score	RPI	S	Opponent	Score	RPI	S	Opponent	Score		
				27	H	George Washington	49 72	79	H	East Carolina	33 82	161	H	Cornell	61 79		
				36	A	Pittsburgh	46 84					177	A	William & Mary	71 72		
				41	A	Maryland	43 65					222	H	Towson	50 63		
												274	A	Georgetown	44 71		
												313	A	UMBC	58 81		
												341	H	Mt. St. Mary's	56 49		
												345	H	Saint Peter's	59 49		
LAST 12 Division I GAMES:																	
				27	H	George Washington	49 72	79	H	East Carolina	33 82						
				161	H	Cornell	61 79	341	H	Mt. St. Mary's	56 49						
				345	H	Saint Peter's	59 49	222	H	Towson	50 63						
				313	A	UMBC	58 81	36	A	Pittsburgh	46 84						
				177	A	William & Mary	71 72	41	A	Maryland	43 65						
								274	A	Georgetown	44 71						

Non-Div I Games:

Loyola Maryland

Loss, Non-Conf, S Site, H Home A Away N Neutral

Average RPI Win:	236	WON-LOST	WINNING	LAST 10	STRENGTH OF	OPP. STRENGTH	TEAM	ADJ.	CONF.	ADJ CONF.
Average RPI Loss:	173	RECORD	PCT. RANK	GAMES	SCHEDULE	OF SCHEDULE	RPI	RPI	RPI	RPI
DIV. I ONLY	2- 9	302	2- 8	129	320	294	294	8	8	
DIV. I NON-CONF.	2- 9	299	2- 9	135	321	297	297	8	8	
TOTALS	RPI 1-25	RPI 26-50	W-L RECORDS	RPI 51-100	RPI 101-150	RPI 150+				
2- 9	0- 0	0- 1	OVERALL	0- 2	0- 2	2- 4				
2- 4	0- 0	0- 0	HOME	0- 2	0- 1	2- 1				
0- 5	0- 0	0- 1	AWAY	0- 0	0- 1	0- 3				
0- 0	0- 0	0- 0	NEUTRAL	0- 0	0- 0	0- 0				
2- 9	0- 0	0- 1	NON-CONFERENCE	0- 2	0- 2	2- 4				
2- 4	0- 0	0- 0	HOME	0- 2	0- 1	2- 1				
0- 5	0- 0	0- 1	AWAY	0- 0	0- 1	0- 3				
0- 0	0- 0	0- 0	NEUTRAL	0- 0	0- 0	0- 0				
0- 0	0- 0	0- 0	CONFERENCE	0- 0	0- 0	0- 0				
0- 0	0- 0	0- 0	HOME	0- 0	0- 0	0- 0				
0- 0	0- 0	0- 0	AWAY	0- 0	0- 0	0- 0				
0- 0	0- 0	0- 0	NEUTRAL	0- 0	0- 0	0- 0				

RPI 1-25				RPI 26-50				RPI 51-100				RPI 101+ Team's RPI: 294			
RPI	S	Opponent	Score	RPI	S	Opponent	Score	RPI	S	Opponent	Score	RPI	S	Opponent	Score
				42	A	Southern California	54 96	54	H	Washington St.	60 87	108	A	Oklahoma St.	65 76
								78	H	UC Riverside	55 81	140	H	Hawaii	76 85
												231	H	Bowling Green	51 48
												241	H	UAB	66 61
												264	H	Cal Poly	79 87
												269	A	Seattle	57 62
												270	A	UNLV	76 91
												330	A	Northern Ariz.	64 82
LAST 12 Division I GAMES:															
				54	H	Washington St.	60 87	269	A	Seattle	57 62				
				140	H	Hawaii	76 85	330	A	Northern Ariz.	64 82				
				42	A	Southern California	54 96	231	H	Bowling Green	51 48				
				78	H	UC Riverside	55 81	241	H	UAB	66 61				
				108	A	Oklahoma St.	65 76	264	H	Cal Poly	79 87				
								270	A	UNLV	76 91				

Non-Div I Games:

Loyola Marymount

■ Loss,
■ Non-Conf,
■ S Site,
■ H Home
■ A Away
N Neutral

Maine

Through Games Of Dec. 28, 2014

Average RPI Win:	174	WON-LOST	WINNING	LAST 10	STRENGTH OF	OPP. STRENGTH	TEAM	ADJ.	CONF.	ADJ CONF.
Average RPI Loss:	126	RECORD	PCT. RANK	GAMES	SCHEDULE	OF SCHEDULE	RPI	RPI	RPI	RPI
DIV. I ONLY	8- 4	89	2- 0	142	128	94	94	24	24	
DIV. I NON-CONF.	8- 4	92	2- 0	146	127	97	97	24	24	
TOTALS	RPI 1-25	RPI 26-50	W-L RECORDS	RPI 51-100	RPI 101-150	RPI 150+				
8- 4	0- 1	0- 0	OVERALL	1- 0	3- 1	4- 2				
6- 1	0- 0	0- 0	HOME	1- 0	2- 0	3- 1				
2- 2	0- 0	0- 0	AWAY	0- 0	1- 1	1- 1				
0- 1	0- 1	0- 0	NEUTRAL	0- 0	0- 0	0- 0				
8- 4	0- 1	0- 0	NON-CONFERENCE	1- 0	3- 1	4- 2				
6- 1	0- 0	0- 0	HOME	1- 0	2- 0	3- 1				
2- 2	0- 0	0- 0	AWAY	0- 0	1- 1	1- 1				
0- 1	0- 1	0- 0	NEUTRAL	0- 0	0- 0	0- 0				
0- 0	0- 0	0- 0	CONFERENCE	0- 0	0- 0	0- 0				
0- 0	0- 0	0- 0	HOME	0- 0	0- 0	0- 0				
0- 0	0- 0	0- 0	AWAY	0- 0	0- 0	0- 0				
0- 0	0- 0	0- 0	NEUTRAL	0- 0	0- 0	0- 0				

RPI S	Opponent	Score	RPI S	Opponent	Score	RPI S	Opponent	Score	RPI S	Opponent	Score
13 N	North Carolina	36 65				99 H	Boston College	69 64	112 H	Harvard	65 46
									141 H	Dartmouth	53 38
									142 A	Central Conn. St.	72 58
									150 A	Bryant	52 65
									162 A	Massachusetts	60 68
									177 A	William & Mary	54 51
									180 H	Sacred Heart	58 59
									213 H	Northeastern	60 51
									237 H	Brown	58 53
									267 H	LIU Brooklyn	65 59
LAST 12 Division I GAMES:											
237 H	Brown	58 53	141 H	Dartmouth	53 38						
99 H	Boston College	69 64	112 H	Harvard	65 46						
177 A	William & Mary	54 51	142 A	Central Conn. St.	72 58						
13 N	North Carolina	36 65	180 H	Sacred Heart	58 59						
213 H	Northeastern	60 51	162 A	Massachusetts	60 68						
150 A	Bryant	52 65	267 H	LIU Brooklyn	65 59						

Non-Div I Games:

Maine

■ Loss,
 ■ Non-Conf,
 S Site,
 ■ Home
 ■ Away
 N Neutral

Average RPI Win:	247	WON-LOST	WINNING	LAST 10	STRENGTH OF	OPP. STRENGTH	TEAM	ADJ.	CONF.	ADJ CONF.
Average RPI Loss:	173	RECORD	PCT. RANK	GAMES	SCHEDULE	OF SCHEDULE	RPI	RPI	RPI	RPI
DIV. I ONLY	1- 10	332	1- 9	138	329	297	297	23	23	
DIV. I NON-CONF.	1- 8	319	1- 8	100	334	280	280	17	17	
TOTALS	RPI 1-25	RPI 26-50	W-L RECORDS	RPI 51-100	RPI 101-150	RPI 150+				
1- 10	0- 0	0- 0	OVERALL	0- 1	0- 2	1- 7				
0- 5	0- 0	0- 0	HOME	0- 1	0- 0	0- 4				
1- 5	0- 0	0- 0	AWAY	0- 0	0- 2	1- 3				
0- 0	0- 0	0- 0	NEUTRAL	0- 0	0- 0	0- 0				
1- 8	0- 0	0- 0	NON-CONFERENCE	0- 1	0- 2	1- 5				
0- 5	0- 0	0- 0	HOME	0- 1	0- 0	0- 4				
1- 3	0- 0	0- 0	AWAY	0- 0	0- 2	1- 1				
0- 0	0- 0	0- 0	NEUTRAL	0- 0	0- 0	0- 0				
0- 2	0- 0	0- 0	CONFERENCE	0- 0	0- 0	0- 2				
0- 0	0- 0	0- 0	HOME	0- 0	0- 0	0- 0				
0- 2	0- 0	0- 0	AWAY	0- 0	0- 0	0- 2				
0- 0	0- 0	0- 0	NEUTRAL	0- 0	0- 0	0- 0				

RPI 1-25				RPI 26-50				RPI 51-100				RPI 101+ Team's RPI: 297					
RPI	S	Opponent	Score	RPI	S	Opponent	Score	RPI	S	Opponent	Score	RPI	S	Opponent	Score		
								85	H	American	52	60	104	A	Ohio	58	82
													148	A	Fordham	41	70
													156	H	Army	49	81
													168	A	La Salle	48	61
													174	H	New Hampshire	54	58
													176	H	Buffalo	58	68
													195	A	Niagara	36	64
													246	A	Canisius	44	55
													247	A	Holy Cross	66	60
													280	H	Fairleigh Dickinson	54	73
LAST 12 Division I GAMES:																	
				174	H	New Hampshire	54	58	246	A	Canisius	44	55				
				176	H	Buffalo	58	68	104	A	Ohio	58	82				
				85	H	American	52	60	168	A	La Salle	48	61				
				148	A	Fordham	41	70	156	H	Army	49	81				
				195	A	Niagara	36	64	247	A	Holy Cross	66	60				
									280	H	Fairleigh Dickinson	54	73				

Non-Div I Games:

Manhattan

Average RPI Win:	195	WON-LOST	WINNING	LAST 10	STRENGTH OF	OPP. STRENGTH	TEAM	ADJ.	CONF.	ADJ CONF.
Average RPI Loss:	88	RECORD	PCT. RANK	GAMES	SCHEDULE	OF SCHEDULE	RPI	RPI	RPI	RPI
DIV. I ONLY	6- 5	146	6- 4	140	83	135	135	23	23	
DIV. I NON-CONF.	4- 5	183	4- 5	114	27	148	148	17	17	
TOTALS	RPI 1-25	RPI 26-50	W-L RECORDS	RPI 51-100	RPI 101-150	RPI 150+				
6- 5	0- 1	0- 2	OVERALL	1- 0	1- 1	4- 1				
5- 1	0- 0	0- 1	HOME	1- 0	1- 0	3- 0				
0- 3	0- 1	0- 0	AWAY	0- 0	0- 1	0- 1				
1- 1	0- 0	0- 1	NEUTRAL	0- 0	0- 0	1- 0				
4- 5	0- 1	0- 2	NON-CONFERENCE	1- 0	1- 1	2- 1				
3- 1	0- 0	0- 1	HOME	1- 0	1- 0	1- 0				
0- 3	0- 1	0- 0	AWAY	0- 0	0- 1	0- 1				
1- 1	0- 0	0- 1	NEUTRAL	0- 0	0- 0	1- 0				
2- 0	0- 0	0- 0	CONFERENCE	0- 0	0- 0	2- 0				
2- 0	0- 0	0- 0	HOME	0- 0	0- 0	2- 0				
0- 0	0- 0	0- 0	AWAY	0- 0	0- 0	0- 0				
0- 0	0- 0	0- 0	NEUTRAL	0- 0	0- 0	0- 0				

RPI 1-25				RPI 26-50				RPI 51-100				RPI 101+				Team's RPI: 135
RPI	S	Opponent	Score	RPI	S	Opponent	Score	RPI	S	Opponent	Score	RPI	S	Opponent	Score	
4	A	Baylor	60 90	31	H	St. John's (NY)	48 49	57	H	South Dakota St.	82 64	111	H	Albany (NY)	61 58	
				45	N	Stetson	50 57					146	A	Delaware	60 70	
												197	H	Monmouth	75 65	
												213	A	Northeastern	51 58	
												254	N	Utah St.	68 65	
												275	H	Boston U.	77 50	
												277	H	Rider	60 46	
LAST 12 Division I GAMES:																
57	H	South Dakota St.	82 64	254	N	Utah St.	68 65									
275	H	Boston U.	77 50	45	N	Stetson	50 57									
111	H	Albany (NY)	61 58	31	H	St. John's (NY)	48 49									
277	H	Rider	60 46	213	A	Northeastern	51 58									
197	H	Monmouth	75 65	146	A	Delaware	60 70									
4	A	Baylor	60 90													

Non-Div I Games:

Marist

Average RPI Win:	198	WON-LOST	WINNING	LAST 10	STRENGTH OF	OPP. STRENGTH	TEAM	ADJ.	CONF.	ADJ CONF.
Average RPI Loss:	88	RECORD	PCT. RANK	GAMES	SCHEDULE	OF SCHEDULE	RPI	RPI	RPI	RPI
DIV. I ONLY	4- 7	221	4- 6	68	82	183	183	7	7	
DIV. I NON-CONF.	4- 7	220	4- 7	74	86	184	184	7	7	
TOTALS	RPI 1-25	RPI 26-50	W-L RECORDS	RPI 51-100	RPI 101-150	RPI 150+				
4- 7	0- 2	0- 0	OVERALL	1- 2	0- 1	3- 2				
4- 3	0- 1	0- 0	HOME	1- 1	0- 0	3- 1				
0- 4	0- 1	0- 0	AWAY	0- 1	0- 1	0- 1				
0- 0	0- 0	0- 0	NEUTRAL	0- 0	0- 0	0- 0				
4- 7	0- 2	0- 0	NON-CONFERENCE	1- 2	0- 1	3- 2				
4- 3	0- 1	0- 0	HOME	1- 1	0- 0	3- 1				
0- 4	0- 1	0- 0	AWAY	0- 1	0- 1	0- 1				
0- 0	0- 0	0- 0	NEUTRAL	0- 0	0- 0	0- 0				
0- 0	0- 0	0- 0	CONFERENCE	0- 0	0- 0	0- 0				
0- 0	0- 0	0- 0	HOME	0- 0	0- 0	0- 0				
0- 0	0- 0	0- 0	AWAY	0- 0	0- 0	0- 0				
0- 0	0- 0	0- 0	NEUTRAL	0- 0	0- 0	0- 0				

RPI	S	Opponent	Score	RPI	S	Opponent	Score	RPI	S	Opponent	Score	RPI	S	Opponent	Score	Team's RPI: 183
7	A	Duke	51 83					53	H	Vanderbilt	80 67	116	A	Wisconsin	64 89	
9	H	Green Bay	66 94					60	H	South Dakota	65 69	160	A	Wake Forest	77 89	
								61	A	Auburn	53 79	202	H	Northern Ky.	68 77	
												219	H	Loyola Chicago	86 71	
												233	H	Western Ill.	65 57	
												288	H	Milwaukee	85 80	
LAST 12 Division I GAMES:																
53	H	Vanderbilt	80 67	233	H	Western Ill.	65 57									
202	H	Northern Ky.	68 77	7	A	Duke	51 83									
116	A	Wisconsin	64 89	160	A	Wake Forest	77 89									
61	A	Auburn	53 79	219	H	Loyola Chicago	86 71									
60	H	South Dakota	65 69	9	H	Green Bay	66 94									
288	H	Milwaukee	85 80													

Non-Div I Games:

Marquette

Average RPI Win:	242	WON-LOST	WINNING	LAST 10	STRENGTH OF	OPP. STRENGTH	TEAM	ADJ.	CONF.	ADJ CONF.
Average RPI Loss:	129	RECORD	PCT. RANK	GAMES	SCHEDULE	OF SCHEDULE	RPI	RPI	RPI	RPI
DIV. I ONLY	5- 3	115	5- 3	198	273	103	103	22	22	
DIV. I NON-CONF.	5- 3	117	5- 3	201	273	106	106	23	23	
TOTALS	RPI 1-25	RPI 26-50	W-L RECORDS	RPI 51-100	RPI 101-150	RPI 150+				
5- 3	0- 0	0- 1	OVERALL	0- 0	1- 0	4- 2				
1- 0	0- 0	0- 0	HOME	0- 0	0- 0	1- 0				
3- 2	0- 0	0- 0	AWAY	0- 0	1- 0	2- 2				
1- 1	0- 0	0- 1	NEUTRAL	0- 0	0- 0	1- 0				
5- 3	0- 0	0- 1	NON-CONFERENCE	0- 0	1- 0	4- 2				
1- 0	0- 0	0- 0	HOME	0- 0	0- 0	1- 0				
3- 2	0- 0	0- 0	AWAY	0- 0	1- 0	2- 2				
1- 1	0- 0	0- 1	NEUTRAL	0- 0	0- 0	1- 0				
0- 0	0- 0	0- 0	CONFERENCE	0- 0	0- 0	0- 0				
0- 0	0- 0	0- 0	HOME	0- 0	0- 0	0- 0				
0- 0	0- 0	0- 0	AWAY	0- 0	0- 0	0- 0				
0- 0	0- 0	0- 0	NEUTRAL	0- 0	0- 0	0- 0				

RPI 1-25				RPI 26-50				RPI 51-100				RPI 101+				Team's RPI: 103	
RPI	S	Opponent	Score	RPI	S	Opponent	Score	RPI	S	Opponent	Score	RPI	S	Opponent	Score		
				39	N	West Virginia	56 69					121	A	Rhode Island	61 45		
												153	N	Fairfield	68 55		
												161	A	Cornell	49 58		
												186	A	Eastern Ky.	58 63		
												282	A	Coastal Caro.	77 65		
												326	H	UMES	74 57		
												328	A	Norfolk St.	73 71		
LAST 12 Division I GAMES:																	
				186	A	Eastern Ky.	58 63	39	N	West Virginia	56 69						
				282	A	Coastal Caro.	77 65	328	A	Norfolk St.	73 71						
				161	A	Cornell	49 58										
				326	H	UMES	74 57										
				153	N	Fairfield	68 55										
				121	A	Rhode Island	61 45										

Non-Div I Games: Salem Int'l 84 41 Brescia 127 56

Marshall

Average RPI Win:	181	WON-LOST	WINNING	LAST 10	STRENGTH OF	OPP. STRENGTH	TEAM	ADJ.	CONF.	ADJ CONF.
Average RPI Loss:	28	RECORD	PCT. RANK	GAMES	SCHEDULE	OF SCHEDULE	RPI	RPI	RPI	RPI
DIV. I ONLY	9- 2	41	8- 2	121	29	41	41	1	1	
DIV. I NON-CONF.	9- 2	37	9- 2	127	29	39	39	1	1	
TOTALS	RPI 1-25	RPI 26-50	W-L RECORDS	RPI 51-100	RPI 101-150	RPI 150+				
9- 2	1- 1	2- 0	OVERALL	1- 1	0- 0	5- 0				
6- 0	0- 0	1- 0	HOME	1- 0	0- 0	4- 0				
2- 1	0- 1	1- 0	AWAY	0- 0	0- 0	1- 0				
1- 1	1- 0	0- 0	NEUTRAL	0- 1	0- 0	0- 0				
9- 2	1- 1	2- 0	NON-CONFERENCE	1- 1	0- 0	5- 0				
6- 0	0- 0	1- 0	HOME	1- 0	0- 0	4- 0				
2- 1	0- 1	1- 0	AWAY	0- 0	0- 0	1- 0				
1- 1	1- 0	0- 0	NEUTRAL	0- 1	0- 0	0- 0				
0- 0	0- 0	0- 0	CONFERENCE	0- 0	0- 0	0- 0				
0- 0	0- 0	0- 0	HOME	0- 0	0- 0	0- 0				
0- 0	0- 0	0- 0	AWAY	0- 0	0- 0	0- 0				
0- 0	0- 0	0- 0	NEUTRAL	0- 0	0- 0	0- 0				

RPI 1-25				RPI 26-50				RPI 51-100				RPI 101+			
RPI	S	Opponent	Score	RPI	S	Opponent	Score	RPI	S	Opponent	Score	RPI	S	Opponent	Score
1	A	Notre Dame	72 92	27	A	George Washington	75 65	54	N	Washington St.	64 70	222	H	Towson	81 52
8	N	James Madison	80 64	32	H	South Fla.	85 67	85	H	American	94 50	295	A	Coppin St.	110 51
												303	H	Wagner	97 24
												320	H	Loyola Maryland	65 43
												341	H	Mt. St. Mary's	109 45
LAST 12 Division I GAMES:															
320	H	Loyola Maryland	65 43	295	A	Coppin St.	110 51								
27	A	George Washington	75 65	85	H	American	94 50								
32	H	South Fla.	85 67	222	H	Towson	81 52								
303	H	Wagner	97 24	1	A	Notre Dame	72 92								
341	H	Mt. St. Mary's	109 45	54	N	Washington St.	64 70								
				8	N	James Madison	80 64								

Non-Div I Games:

Maryland

Massachusetts

Through Games Of Dec. 28, 2014

Average RPI Win:	208	WON-LOST	WINNING	LAST 10	STRENGTH OF	OPP. STRENGTH	TEAM	ADJ.	CONF.	ADJ CONF.
Average RPI Loss:	110	RECORD	PCT. RANK	GAMES	SCHEDULE	OF SCHEDULE	RPI	RPI	RPI	RPI
DIV. I ONLY	6- 6	153	6- 4	179	144	162	162	6	6	
DIV. I NON-CONF.	6- 6	152	6- 6	181	143	164	164	6	6	
TOTALS	RPI 1-25	RPI 26-50	W-L RECORDS	RPI 51-100	RPI 101-150	RPI 150+				
6- 6	0- 1	0- 0	OVERALL	2- 1	0- 3	4- 1				
4- 1	0- 0	0- 0	HOME	2- 0	0- 1	2- 0				
2- 3	0- 0	0- 0	AWAY	0- 1	0- 1	2- 1				
0- 2	0- 1	0- 0	NEUTRAL	0- 0	0- 1	0- 0				
6- 6	0- 1	0- 0	NON-CONFERENCE	2- 1	0- 3	4- 1				
4- 1	0- 0	0- 0	HOME	2- 0	0- 1	2- 0				
2- 3	0- 0	0- 0	AWAY	0- 1	0- 1	2- 1				
0- 2	0- 1	0- 0	NEUTRAL	0- 0	0- 1	0- 0				
0- 0	0- 0	0- 0	CONFERENCE	0- 0	0- 0	0- 0				
0- 0	0- 0	0- 0	HOME	0- 0	0- 0	0- 0				
0- 0	0- 0	0- 0	AWAY	0- 0	0- 0	0- 0				
0- 0	0- 0	0- 0	NEUTRAL	0- 0	0- 0	0- 0				

RPI 1-25				RPI 26-50				RPI 51-100				RPI 101+ Team's RPI: 162			
RPI	S	Opponent	Score	RPI	S	Opponent	Score	RPI	S	Opponent	Score	RPI	S	Opponent	Score
18	N	Florida St.	47 73					84	A	Central Mich.	70 72	104	N	Ohio	52 59
								85	H	American	71 61	112	H	Harvard	62 75
								94	H	Maine	68 60	133	A	Western Mich.	41 63
												198	H	UCF	67 62
												211	A	Georgia St.	66 71
												247	H	Holy Cross	72 61
												275	A	Boston U.	78 57
												346	A	North Texas	56 46
LAST 12 Division I GAMES:															
275	A	Boston U.	78 57	104	N	Ohio	52 59								
18	N	Florida St.	47 73	211	A	Georgia St.	66 71								
346	A	North Texas	56 46	247	H	Holy Cross	72 61								
94	H	Maine	68 60	85	H	American	71 61								
84	A	Central Mich.	70 72	112	H	Harvard	62 75								
133	A	Western Mich.	41 63	198	H	UCF	67 62								

Non-Div I Games:

Massachusetts

Loss, Non-Conf, S Site, H Home A Away N Neutral

Average RPI Win:	212	WON-LOST	WINNING	LAST 10	STRENGTH OF	OPP. STRENGTH	TEAM	ADJ.	CONF.	ADJ CONF.
Average RPI Loss:	139	RECORD	PCT. RANK	GAMES	SCHEDULE	OF SCHEDULE	RPI	RPI	RPI	RPI
DIV. I ONLY	1- 5	310	1- 5	20	274	214	214	29	29	
DIV. I NON-CONF.	1- 5	307	1- 5	22	274	216	216	29	29	
TOTALS	RPI 1-25	RPI 26-50	W-L RECORDS	RPI 51-100	RPI 101-150	RPI 150+				
1- 5	0- 1	0- 2	OVERALL	0- 0	0- 0	1- 2				
1- 1	0- 0	0- 1	HOME	0- 0	0- 0	1- 0				
0- 4	0- 1	0- 1	AWAY	0- 0	0- 0	0- 2				
0- 0	0- 0	0- 0	NEUTRAL	0- 0	0- 0	0- 0				
1- 5	0- 1	0- 2	NON-CONFERENCE	0- 0	0- 0	1- 2				
1- 1	0- 0	0- 1	HOME	0- 0	0- 0	1- 0				
0- 4	0- 1	0- 1	AWAY	0- 0	0- 0	0- 2				
0- 0	0- 0	0- 0	NEUTRAL	0- 0	0- 0	0- 0				
0- 0	0- 0	0- 0	CONFERENCE	0- 0	0- 0	0- 0				
0- 0	0- 0	0- 0	HOME	0- 0	0- 0	0- 0				
0- 0	0- 0	0- 0	AWAY	0- 0	0- 0	0- 0				
0- 0	0- 0	0- 0	NEUTRAL	0- 0	0- 0	0- 0				

RPI 1-25				RPI 26-50				RPI 51-100				RPI 101+ Team's RPI: 214			
RPI	S	Opponent	Score	RPI	S	Opponent	Score	RPI	S	Opponent	Score	RPI	S	Opponent	Score
20	A	Texas	59 76	34	A	Texas A&M	27 93					212	H	Southern Miss.	57 55
				38	H	Tulane	55 75					299	A	La.-Monroe	63 66
												302	A	Rice	55 57
LAST 12 Division I GAMES:															
302	A	Rice	55 57	20	A	Texas	59 76								
				299	A	La.-Monroe	63 66								
				34	A	Texas A&M	27 93								
				212	H	Southern Miss.	57 55								
				38	H	Tulane	55 75								

Non-Div I Games: Centenary (LA) 86 35 LSU-Alexandria 79 70 Wiley 67 66 Louisiana Col. 83 61
McNeese St.

Average RPI Win:	232	WON-LOST	WINNING	LAST 10	STRENGTH OF	OPP. STRENGTH	TEAM	ADJ.	CONF.	ADJ CONF.
Average RPI Loss:	85	RECORD	PCT. RANK	GAMES	SCHEDULE	OF SCHEDULE	RPI	RPI	RPI	RPI
DIV. I ONLY	6- 6	153	4- 6	202	42	196	196	9	9	
DIV. I NON-CONF.	6- 5	147	6- 5	189	36	160	160	9	9	
TOTALS	RPI 1-25	RPI 26-50	W-L RECORDS	RPI 51-100	RPI 101-150	RPI 150+				
6- 6	0- 0	0- 2	OVERALL	1- 2	0- 1	5- 1				
5- 3	0- 0	0- 1	HOME	1- 1	0- 0	4- 1				
1- 3	0- 0	0- 1	AWAY	0- 1	0- 1	1- 0				
0- 0	0- 0	0- 0	NEUTRAL	0- 0	0- 0	0- 0				
6- 5	0- 0	0- 2	NON-CONFERENCE	1- 2	0- 1	5- 0				
5- 2	0- 0	0- 1	HOME	1- 1	0- 0	4- 0				
1- 3	0- 0	0- 1	AWAY	0- 1	0- 1	1- 0				
0- 0	0- 0	0- 0	NEUTRAL	0- 0	0- 0	0- 0				
0- 1	0- 0	0- 0	CONFERENCE	0- 0	0- 0	0- 1				
0- 1	0- 0	0- 0	HOME	0- 0	0- 0	0- 1				
0- 0	0- 0	0- 0	AWAY	0- 0	0- 0	0- 0				
0- 0	0- 0	0- 0	NEUTRAL	0- 0	0- 0	0- 0				

RPI	S	Opponent	Score	RPI	S	Opponent	Score	RPI	S	Opponent	Score	RPI	S	Opponent	Score	Team's RPI: 196
27	A	George Washington	44 63	55	H	UALR	59 66	125	A	Southern Ill.	75 82					
37	H	Minnesota	62 68	74	A	Illinois	58 60	191	H	Temple	57 58					
				84	H	Central Mich.	62 61	217	H	Samford	64 48					
								249	H	Missouri St.	79 63					
								274	A	Georgetown	63 46					
								284	H	Austin Peay	65 60					
								286	H	Mississippi Val.	62 39					
LAST 12 Division I GAMES:																
286	H	Mississippi Val.	62 39	191	H	Temple	57 58									
27	A	George Washington	44 63	125	A	Southern Ill.	75 82									
274	A	Georgetown	63 46	37	H	Minnesota	62 68									
84	H	Central Mich.	62 61	74	A	Illinois	58 60									
284	H	Austin Peay	65 60	217	H	Samford	64 48									
55	H	UALR	59 66	249	H	Missouri St.	79 63									

Non-Div I Games:

Memphis

■ Loss,
 ■ Non-Conf, S Site,
 ■ Home
 ■ Away
 N Neutral

Mercer

Through Games Of Dec. 28, 2014

Average RPI Win:	229	WON-LOST	WINNING	LAST 10	STRENGTH OF	OPP. STRENGTH	TEAM	ADJ.	CONF.	ADJ CONF.
Average RPI Loss:	105	RECORD	PCT. RANK	GAMES	SCHEDULE	OF SCHEDULE	RPI	RPI	RPI	RPI
DIV. I ONLY	6- 6	153	5- 5	162	191	158	158	17	17	
DIV. I NON-CONF.	6- 6	152	6- 6	164	187	159	159	18	18	
TOTALS	RPI 1-25	RPI 26-50	W-L RECORDS	RPI 51-100	RPI 101-150	RPI 150+				
6- 6	0- 0	0- 2	OVERALL	0- 1	0- 2	6- 1				
3- 3	0- 0	0- 1	HOME	0- 1	0- 1	3- 0				
3- 3	0- 0	0- 1	AWAY	0- 0	0- 1	3- 1				
0- 0	0- 0	0- 0	NEUTRAL	0- 0	0- 0	0- 0				
6- 6	0- 0	0- 2	NON-CONFERENCE	0- 1	0- 2	6- 1				
3- 3	0- 0	0- 1	HOME	0- 1	0- 1	3- 0				
3- 3	0- 0	0- 1	AWAY	0- 0	0- 1	3- 1				
0- 0	0- 0	0- 0	NEUTRAL	0- 0	0- 0	0- 0				
0- 0	0- 0	0- 0	CONFERENCE	0- 0	0- 0	0- 0				
0- 0	0- 0	0- 0	HOME	0- 0	0- 0	0- 0				
0- 0	0- 0	0- 0	AWAY	0- 0	0- 0	0- 0				
0- 0	0- 0	0- 0	NEUTRAL	0- 0	0- 0	0- 0				

RPI 1-25				RPI 26-50				RPI 51-100				RPI 101+				Team's RPI: 158	
RPI	S	Opponent	Score	RPI	S	Opponent	Score	RPI	S	Opponent	Score	RPI	S	Opponent	Score		
				35	A	Mississippi St.	66 97	56	H	Kennesaw St.	56 76	125	A	Southern Ill.	52 67		
				46	H	Georgia	49 68					129	H	Belmont	83 86		
												152	A	Saint Louis	80 75		
												172	A	Alabama	46 39		
												186	H	Eastern Ky.	69 64		
												238	A	Col. of Charleston	59 72		
												273	A	Ga. Southern	84 61		
												290	H	Jackson St.	80 48		
												301	H	Tennessee Tech	73 67		
LAST 12 Division I GAMES:																	
				129	H	Belmont	83 86					238	A	Col. of Charleston	59 72		
				56	H	Kennesaw St.	56 76					152	A	Saint Louis	80 75		
				172	A	Alabama	46 39					301	H	Tennessee Tech	73 67		
				273	A	Ga. Southern	84 61					186	H	Eastern Ky.	69 64		
				46	H	Georgia	49 68					290	H	Jackson St.	80 48		
				125	A	Southern Ill.	52 67					35	A	Mississippi St.	66 97		

Non-Div I Games:

Mercer

■ Loss,
■ Non-Conf,
■ S Site,
■ H Home
■ A Away
N Neutral

Average RPI Win:	235	WON-LOST	WINNING	LAST 10	STRENGTH OF	OPP. STRENGTH	TEAM	ADJ.	CONF.	ADJ CONF.
Average RPI Loss:	24	RECORD	PCT. RANK	GAMES	SCHEDULE	OF SCHEDULE	RPI	RPI	RPI	RPI
DIV. I ONLY	9- 3	57	8- 2	277	86	134	134	2	2	
DIV. I NON-CONF.	9- 3	58	9- 3	281	88	134	134	2	2	
TOTALS	RPI 1-25	RPI 26-50	W-L RECORDS	RPI 51-100	RPI 101-150	RPI 150+				
9- 3	0- 2	0- 1	OVERALL	1- 0	1- 0	7- 0				
8- 1	0- 1	0- 0	HOME	0- 0	1- 0	7- 0				
0- 2	0- 1	0- 1	AWAY	0- 0	0- 0	0- 0				
1- 0	0- 0	0- 0	NEUTRAL	1- 0	0- 0	0- 0				
9- 3	0- 2	0- 1	NON-CONFERENCE	1- 0	1- 0	7- 0				
8- 1	0- 1	0- 0	HOME	0- 0	1- 0	7- 0				
0- 2	0- 1	0- 1	AWAY	0- 0	0- 0	0- 0				
1- 0	0- 0	0- 0	NEUTRAL	1- 0	0- 0	0- 0				
0- 0	0- 0	0- 0	CONFERENCE	0- 0	0- 0	0- 0				
0- 0	0- 0	0- 0	HOME	0- 0	0- 0	0- 0				
0- 0	0- 0	0- 0	AWAY	0- 0	0- 0	0- 0				
0- 0	0- 0	0- 0	NEUTRAL	0- 0	0- 0	0- 0				

RPI 1-25				RPI 26-50				RPI 51-100				RPI 101+				Team's RPI: 134	
RPI	S	Opponent	Score	RPI	S	Opponent	Score	RPI	S	Opponent	Score	RPI	S	Opponent	Score		
10	H	Arizona St.	61 65	38	A	Tulane	65 70	77	N	UCLA	74 67	116	H	Wisconsin	66 54		
25	A	Middle Tenn.	48 53									165	H	North Florida	81 53		
												230	H	Oakland	66 53		
												245	H	Tulsa	69 57		
												295	H	Coppin St.	70 54		
												318	H	Illinois St.	95 44		
												332	H	Florida A&M	83 47		
												337	H	Jacksonville	65 36		
LAST 12 Division I GAMES:																	
				38	A	Tulane	65 70	332	H	Florida A&M	83 47						
				77	N	UCLA	74 67	318	H	Illinois St.	95 44						
				295	H	Coppin St.	70 54	10	H	Arizona St.	61 65						
				337	H	Jacksonville	65 36	165	H	North Florida	81 53						
				116	H	Wisconsin	66 54	25	A	Middle Tenn.	48 53						
				245	H	Tulsa	69 57	230	H	Oakland	66 53						

Non-Div I Games:

Miami (FL)

■ Loss,
■ Non-Conf, S Site,
■ Home
■ Away
N Neutral

Average RPI Win:	240	WON-LOST	WINNING	LAST 10	STRENGTH OF	OPP. STRENGTH	TEAM	ADJ.	CONF.	ADJ CONF.
Average RPI Loss:	140	RECORD	PCT. RANK	GAMES	SCHEDULE	OF SCHEDULE	RPI	RPI	RPI	RPI
DIV. I ONLY	1- 8	322	1- 8	124	207	293	293	15	15	
DIV. I NON-CONF.	1- 8	319	1- 8	129	206	295	295	15	15	
TOTALS	RPI 1-25	RPI 26-50	W-L RECORDS	RPI 51-100	RPI 101-150	RPI 150+				
1- 8	0- 0	0- 1	OVERALL	0- 3	0- 1	1- 3				
1- 2	0- 0	0- 0	HOME	0- 0	0- 1	1- 1				
0- 3	0- 0	0- 0	AWAY	0- 1	0- 0	0- 2				
0- 3	0- 0	0- 1	NEUTRAL	0- 2	0- 0	0- 0				
1- 8	0- 0	0- 1	NON-CONFERENCE	0- 3	0- 1	1- 3				
1- 2	0- 0	0- 0	HOME	0- 0	0- 1	1- 1				
0- 3	0- 0	0- 0	AWAY	0- 1	0- 0	0- 2				
0- 3	0- 0	0- 1	NEUTRAL	0- 2	0- 0	0- 0				
0- 0	0- 0	0- 0	CONFERENCE	0- 0	0- 0	0- 0				
0- 0	0- 0	0- 0	HOME	0- 0	0- 0	0- 0				
0- 0	0- 0	0- 0	AWAY	0- 0	0- 0	0- 0				
0- 0	0- 0	0- 0	NEUTRAL	0- 0	0- 0	0- 0				

RPI 1-25				RPI 26-50				RPI 51-100				RPI 101+				Team's RPI: 293	
RPI	S	Opponent	Score	RPI	S	Opponent	Score	RPI	S	Opponent	Score	RPI	S	Opponent	Score		
				35	N	Mississippi St.	42 68	76	A	Michigan St.	39 85	137	H	Ill.-Chicago	69 72		
								80	N	Drexel	54 71	209	H	UT Martin	57 90		
								88	N	Old Dominion	63 69	230	A	Oakland	51 65		
												240	H	Valparaiso	82 59		
												265	A	Evansville	41 51		
LAST 12 Division I GAMES:																	
				35	N	Mississippi St.	42 68	80	N	Drexel	54 71						
				88	N	Old Dominion	63 69	230	A	Oakland	51 65						
				209	H	UT Martin	57 90	137	H	Ill.-Chicago	69 72						
				265	A	Evansville	41 51										
				240	H	Valparaiso	82 59										
				76	A	Michigan St.	39 85										

Non-Div I Games: Cincinnati Christia75 53

Miami (OH)

■ Loss,
■ Non-Conf,
■ S Site,
■ H Home
■ A Away
N Neutral

Average RPI Win:	160	WON-LOST	WINNING	LAST 10	STRENGTH OF	OPP. STRENGTH	TEAM	ADJ.	CONF.	ADJ CONF.
Average RPI Loss:	43	RECORD	PCT. RANK	GAMES	SCHEDULE	OF SCHEDULE	RPI	RPI	RPI	RPI
DIV. I ONLY	8- 4	89	6- 4	21	95	44	44	1	1	
DIV. I NON-CONF.	8- 3	71	8- 3	14	107	26	26	1	1	
TOTALS	RPI 1-25	RPI 26-50	W-L RECORDS	RPI 51-100	RPI 101-150	RPI 150+				
8- 4	0- 2	0- 1	OVERALL	2- 0	1- 1	5- 0				
6- 1	0- 1	0- 0	HOME	1- 0	1- 0	4- 0				
0- 3	0- 1	0- 1	AWAY	0- 0	0- 1	0- 0				
2- 0	0- 0	0- 0	NEUTRAL	1- 0	0- 0	1- 0				
8- 3	0- 2	0- 1	NON-CONFERENCE	2- 0	1- 0	5- 0				
6- 1	0- 1	0- 0	HOME	1- 0	1- 0	4- 0				
0- 2	0- 1	0- 1	AWAY	0- 0	0- 0	0- 0				
2- 0	0- 0	0- 0	NEUTRAL	1- 0	0- 0	1- 0				
0- 1	0- 0	0- 0	CONFERENCE	0- 0	0- 1	0- 0				
0- 0	0- 0	0- 0	HOME	0- 0	0- 0	0- 0				
0- 1	0- 0	0- 0	AWAY	0- 0	0- 1	0- 0				
0- 0	0- 0	0- 0	NEUTRAL	0- 0	0- 0	0- 0				

RPI 1-25				RPI 26-50				Team's RPI: 44	RPI 51-100				RPI 101+			
RPI	S	Opponent	Score	RPI	S	Opponent	Score		RPI	S	Opponent	Score	RPI	S	Opponent	Score
1	A	Notre Dame	50 70	36	A	Pittsburgh	64 85		54	N	Washington St.	76 64	116	A	Wisconsin	53 63
17	H	Princeton	55 85						95	H	Bucknell	68 61	133	H	Western Mich.	74 47
													160	H	Wake Forest	83 69
													163	H	Eastern Mich.	81 52
													173	N	San Diego St.	70 50
													246	H	Canisius	79 43
													255	H	Detroit	76 57
LAST 12 Division I GAMES:																
17	H	Princeton	55 85	116	A	Wisconsin	53 63									
160	H	Wake Forest	83 69	163	H	Eastern Mich.	81 52									
173	N	San Diego St.	70 50	246	H	Canisius	79 43									
54	N	Washington St.	76 64	1	A	Notre Dame	50 70									
133	H	Western Mich.	74 47	95	H	Bucknell	68 61									
36	A	Pittsburgh	64 85	255	H	Detroit	76 57									

Non-Div I Games:

Michigan

Average RPI Win:	210	WON-LOST	WINNING	LAST 10	STRENGTH OF	OPP. STRENGTH	TEAM	ADJ.	CONF.	ADJ CONF.
Average RPI Loss:	20	RECORD	PCT. RANK	GAMES	SCHEDULE	OF SCHEDULE	RPI	RPI	RPI	RPI
DIV. I ONLY	8- 4	89	7- 3	63	87	76	76	1	1	
DIV. I NON-CONF.	8- 3	71	8- 3	110	82	74	74	1	1	
TOTALS	RPI 1-25	RPI 26-50	W-L RECORDS	RPI 51-100	RPI 101-150	RPI 150+				
8- 4	0- 2	0- 2	OVERALL	1- 0	1- 0	6- 0				
6- 2	0- 1	0- 1	HOME	0- 0	1- 0	5- 0				
1- 1	0- 0	0- 1	AWAY	0- 0	0- 0	1- 0				
1- 1	0- 1	0- 0	NEUTRAL	1- 0	0- 0	0- 0				
8- 3	0- 2	0- 1	NON-CONFERENCE	1- 0	1- 0	6- 0				
6- 1	0- 1	0- 0	HOME	0- 0	1- 0	5- 0				
1- 1	0- 0	0- 1	AWAY	0- 0	0- 0	1- 0				
1- 1	0- 1	0- 0	NEUTRAL	1- 0	0- 0	0- 0				
0- 1	0- 0	0- 1	CONFERENCE	0- 0	0- 0	0- 0				
0- 1	0- 0	0- 1	HOME	0- 0	0- 0	0- 0				
0- 0	0- 0	0- 0	AWAY	0- 0	0- 0	0- 0				
0- 0	0- 0	0- 0	NEUTRAL	0- 0	0- 0	0- 0				

RPI 1-25				RPI 26-50				RPI 51-100				RPI 101+			
RPI	S	Opponent	Score	RPI	S	Opponent	Score	RPI	S	Opponent	Score	RPI	S	Opponent	Score
1	H	Notre Dame	63 71	29	H	Northwestern	57 61	64	N	Syracuse	89 76	122	H	Georgia Tech	79 73
4	N	Baylor	65 84	46	A	Georgia	60 69					163	H	Eastern Mich.	69 61
												219	A	Loyola Chicago	90 38
												230	H	Oakland	79 64
												261	H	IUPUI	64 45
												293	H	Miami (OH)	85 39
												325	H	Alcorn	77 41
LAST 12 Division I GAMES:															
219	A	Loyola Chicago	90 38	29	H	Northwestern	57 61								
46	A	Georgia	60 69	64	N	Syracuse	89 76								
122	H	Georgia Tech	79 73	4	N	Baylor	65 84								
293	H	Miami (OH)	85 39	325	H	Alcorn	77 41								
230	H	Oakland	79 64	1	H	Notre Dame	63 71								
261	H	IUPUI	64 45	163	H	Eastern Mich.	69 61								

Non-Div I Games:

Michigan St.

Average RPI Win:	172	WON-LOST	WINNING	LAST 10	STRENGTH OF	OPP. STRENGTH	TEAM	ADJ.	CONF.	ADJ CONF.
Average RPI Loss:	29	RECORD	PCT. RANK	GAMES	SCHEDULE	OF SCHEDULE	RPI	RPI	RPI	RPI
DIV. I ONLY	6- 4	120	6- 4	4	125	25	25	22	22	
DIV. I NON-CONF.	6- 4	123	6- 4	5	122	25	25	23	23	
TOTALS	RPI 1-25	RPI 26-50	W-L RECORDS	RPI 51-100	RPI 101-150	RPI 150+				
6- 4	0- 2	0- 1	OVERALL	1- 1	2- 0	3- 0				
4- 1	0- 0	0- 1	HOME	1- 0	2- 0	1- 0				
2- 3	0- 2	0- 0	AWAY	0- 1	0- 0	2- 0				
0- 0	0- 0	0- 0	NEUTRAL	0- 0	0- 0	0- 0				
6- 4	0- 2	0- 1	NON-CONFERENCE	1- 1	2- 0	3- 0				
4- 1	0- 0	0- 1	HOME	1- 0	2- 0	1- 0				
2- 3	0- 2	0- 0	AWAY	0- 1	0- 0	2- 0				
0- 0	0- 0	0- 0	NEUTRAL	0- 0	0- 0	0- 0				
0- 0	0- 0	0- 0	CONFERENCE	0- 0	0- 0	0- 0				
0- 0	0- 0	0- 0	HOME	0- 0	0- 0	0- 0				
0- 0	0- 0	0- 0	AWAY	0- 0	0- 0	0- 0				
0- 0	0- 0	0- 0	NEUTRAL	0- 0	0- 0	0- 0				

RPI 1-25				RPI 26-50				RPI 51-100				RPI 101+			
RPI	S	Opponent	Score	RPI	S	Opponent	Score	RPI	S	Opponent	Score	RPI	S	Opponent	Score
3	A	Kentucky	62 78	47	H	Arkansas	51 58	57	A	South Dakota St.	61 65	134	H	Miami (FL)	53 48
10	A	Arizona St.	67 81					96	H	Clemson	69 28	136	H	Xavier	90 68
												166	A	Ole Miss	71 65
												198	H	UCF	79 57
												301	A	Tennessee Tech	98 76
LAST 12 Division I GAMES:															
136	H	Xavier	90 68	301	A	Tennessee Tech	98 76	198	H	UCF	79 57				
96	H	Clemson	69 28	57	A	South Dakota St.	61 65	3	A	Kentucky	62 78				
166	A	Ole Miss	71 65	47	H	Arkansas	51 58								
134	H	Miami (FL)	53 48	10	A	Arizona St.	67 81								

Non-Div I Games:

Middle Tenn.

Average RPI Win:	327	WON-LOST	WINNING	LAST 10	STRENGTH OF	OPP. STRENGTH	TEAM	ADJ.	CONF.	ADJ CONF.
Average RPI Loss:	181	RECORD	PCT. RANK	GAMES	SCHEDULE	OF SCHEDULE	RPI	RPI	RPI	RPI
DIV. I ONLY	4- 7	221	3- 7	280	337	288	288	13	13	
DIV. I NON-CONF.	4- 7	220	4- 7	283	338	288	288	13	13	
TOTALS	RPI 1-25	RPI 26-50	W-L RECORDS	RPI 51-100	RPI 101-150	RPI 150+				
4- 7	0- 0	0- 0	OVERALL	0- 2	0- 1	4- 4				
2- 3	0- 0	0- 0	HOME	0- 0	0- 1	2- 2				
2- 4	0- 0	0- 0	AWAY	0- 2	0- 0	2- 2				
0- 0	0- 0	0- 0	NEUTRAL	0- 0	0- 0	0- 0				
4- 7	0- 0	0- 0	NON-CONFERENCE	0- 2	0- 1	4- 4				
2- 3	0- 0	0- 0	HOME	0- 0	0- 1	2- 2				
2- 4	0- 0	0- 0	AWAY	0- 2	0- 0	2- 2				
0- 0	0- 0	0- 0	NEUTRAL	0- 0	0- 0	0- 0				
0- 0	0- 0	0- 0	CONFERENCE	0- 0	0- 0	0- 0				
0- 0	0- 0	0- 0	HOME	0- 0	0- 0	0- 0				
0- 0	0- 0	0- 0	AWAY	0- 0	0- 0	0- 0				
0- 0	0- 0	0- 0	NEUTRAL	0- 0	0- 0	0- 0				

RPI	S	Opponent	Score	RPI	S	Opponent	Score	RPI	S	Opponent	Score	RPI	S	Opponent	Score	Team's RPI: 288
87	A	North Dakota	76	83	93	A	Missouri	55	68	101	H	Indiana	56	82		
										183	A	Marquette	80	85		
										231	H	Bowling Green	50	60		
										253	A	IPFW	72	78		
										311	A	North Dakota St.	77	73		
										316	H	Eastern Ill.	72	63		
										317	H	Omaha	61	64		
										334	H	Chicago St.	69	47		
										347	A	UMKC	72	60		
LAST 12 Division I GAMES:																
93	A	Missouri	55	68	253	A	IPFW	72	78							
183	A	Marquette	80	85	334	H	Chicago St.	69	47							
231	H	Bowling Green	50	60	101	H	Indiana	56	82							
87	A	North Dakota	76	83	316	H	Eastern Ill.	72	63							
311	A	North Dakota St.	77	73	317	H	Omaha	61	64							
					347	A	UMKC	72	60							

Non-Div I Games:

Milwaukee

■ Loss,
 ■ Non-Conf,
 ■ S Site,
 ■ H Home
 ■ A Away
 N Neutral

Average RPI Win: 158		WON-LOST	WINNING	LAST 10	STRENGTH OF	OPP. STRENGTH	TEAM	ADJ.	CONF.	ADJ CONF.
Average RPI Loss: 53		RECORD	PCT. RANK	GAMES	SCHEDULE	OF SCHEDULE	RPI	RPI	RPI	RPI
DIV. I ONLY		11- 1	10	9- 1	173	26	37	37	1	1
DIV. I NON-CONF.		11- 1	9	11- 1	174	26	36	36	1	1
TOTALS		RPI 1-25	RPI 26-50		W-L RECORDS		RPI 51-100	RPI 101-150	RPI 150+	
11- 1	0- 0	0- 0		OVERALL		3- 1	3- 0	5- 0		
6- 0	0- 0	0- 0		HOME		1- 0	2- 0	3- 0		
3- 0	0- 0	0- 0		AWAY		2- 0	0- 0	1- 0		
2- 1	0- 0	0- 0		NEUTRAL		0- 1	1- 0	1- 0		
11- 1	0- 0	0- 0		NON-CONFERENCE		3- 1	3- 0	5- 0		
6- 0	0- 0	0- 0		HOME		1- 0	2- 0	3- 0		
3- 0	0- 0	0- 0		AWAY		2- 0	0- 0	1- 0		
2- 1	0- 0	0- 0		NEUTRAL		0- 1	1- 0	1- 0		
0- 0	0- 0	0- 0		CONFERENCE		0- 0	0- 0	0- 0		
0- 0	0- 0	0- 0		HOME		0- 0	0- 0	0- 0		
0- 0	0- 0	0- 0		AWAY		0- 0	0- 0	0- 0		
0- 0	0- 0	0- 0		NEUTRAL		0- 0	0- 0	0- 0		

RPI 1-25				RPI 26-50				Team's RPI: 37				RPI 51-100				RPI 101+			
RPI	S	Opponent	Score	RPI	S	Opponent	Score	RPI	S	Opponent	Score	RPI	S	Opponent	Score	RPI	S	Opponent	Score
								53	N	Vanderbilt	54 71	106	H	Liberty	74 60				
								69	A	North Carolina St.	60 55	122	N	Georgia Tech	72 69				
								84	H	Central Mich.	67 64	138	H	Cleveland St.	93 76				
								87	A	North Dakota	68 55	196	A	Memphis	68 62				
												203	H	Butler	88 86				
												215	H	Southeastern La.	109 60				
												238	N	Col. of Charleston	74 50				
												281	H	Southern U.	107 62				
LAST 12 Division I GAMES:																			
				84	H	Central Mich.	67 64	106	H	Liberty	74 60								
				53	N	Vanderbilt	54 71	87	A	North Dakota	68 55								
				281	H	Southern U.	107 62	203	H	Butler	88 86								
				196	A	Memphis	68 62	69	A	North Carolina St.	60 55								
				138	H	Cleveland St.	93 76	122	N	Georgia Tech	72 69								
				215	H	Southeastern La.	109 60	238	N	Col. of Charleston	74 50								

Non-Div I Games:

Minnesota

Loss, Non-Conf, S Site, H Home A Away N Neutral

Mississippi St.

Through Games Of Dec. 28, 2014

Average RPI Win:	192	WON-LOST	WINNING	LAST 10	STRENGTH OF	OPP. STRENGTH	TEAM	ADJ.	CONF.	ADJ CONF.
Average RPI Loss:	0	RECORD	PCT. RANK	GAMES	SCHEDULE	OF SCHEDULE	RPI	RPI	RPI	RPI
DIV. I ONLY	14- 0	1	10- 0	213	124	35	35	3	3	
DIV. I NON-CONF.	14- 0	1	12- 0	214	121	34	34	3	3	
TOTALS	RPI 1-25	RPI 26-50	W-L RECORDS	RPI 51-100	RPI 101-150	RPI 150+				
14- 0	1- 0	1- 0	OVERALL	1- 0	1- 0	10- 0				
9- 0	1- 0	1- 0	HOME	1- 0	0- 0	6- 0				
3- 0	0- 0	0- 0	AWAY	0- 0	0- 0	3- 0				
2- 0	0- 0	0- 0	NEUTRAL	0- 0	1- 0	1- 0				
14- 0	1- 0	1- 0	NON-CONFERENCE	1- 0	1- 0	10- 0				
9- 0	1- 0	1- 0	HOME	1- 0	0- 0	6- 0				
3- 0	0- 0	0- 0	AWAY	0- 0	0- 0	3- 0				
2- 0	0- 0	0- 0	NEUTRAL	0- 0	1- 0	1- 0				
0- 0	0- 0	0- 0	CONFERENCE	0- 0	0- 0	0- 0				
0- 0	0- 0	0- 0	HOME	0- 0	0- 0	0- 0				
0- 0	0- 0	0- 0	AWAY	0- 0	0- 0	0- 0				
0- 0	0- 0	0- 0	NEUTRAL	0- 0	0- 0	0- 0				

RPI 1-25				RPI 26-50				Team's RPI: 35	RPI 51-100				RPI 101+			
RPI	S	Opponent	Score	RPI	S	Opponent	Score		RPI	S	Opponent	Score	RPI	S	Opponent	Score
19	H	Western Ky.	88 77	39	H	West Virginia	74 61		82	H	Arkansas St.	93 83	137	N	Ill.-Chicago	73 36
													158	H	Mercer	97 66
													181	A	La.-Lafayette	66 51
													188	H	Louisiana Tech	81 77
													212	A	Southern Miss.	73 46
													215	H	Southeastern La.	97 36
													271	A	New Orleans	85 45
													286	H	Mississippi Val.	104 41
													293	N	Miami (OH)	68 42
													299	H	La.-Monroe	80 46
													311	H	North Dakota St.	109 58
LAST 12 Division I GAMES:																
293	N	Miami (OH)	68 42	137	N	Ill.-Chicago	73 36									
311	H	North Dakota St.	109 58	181	A	La.-Lafayette	66 51									
271	A	New Orleans	85 45	286	H	Mississippi Val.	104 41									
299	H	La.-Monroe	80 46	212	A	Southern Miss.	73 46									
19	H	Western Ky.	88 77	188	H	Louisiana Tech	81 77									
39	H	West Virginia	74 61	215	H	Southeastern La.	97 36									

Non-Div I Games:

Mississippi St.

■ Loss,
■ Non-Conf, S Site,
■ Home
■ Away
N Neutral

Average RPI Win:	0	WON-LOST	WINNING	LAST 10	STRENGTH OF	OPP. STRENGTH	TEAM	ADJ.	CONF.	ADJ CONF.
Average RPI Loss:	166	RECORD	PCT. RANK	GAMES	SCHEDULE	OF SCHEDULE	RPI	RPI	RPI	RPI
DIV. I ONLY	0- 9	338	0- 8	30	332	286	286	31	31	
DIV. I NON-CONF.	0- 9	334	0- 9	32	330	286	286	32	32	
TOTALS	RPI 1-25	RPI 26-50	W-L RECORDS	RPI 51-100	RPI 101-150	RPI 150+				
0- 9	0- 0	0- 2	OVERALL	0- 1	0- 0	0- 6				
0- 0	0- 0	0- 0	HOME	0- 0	0- 0	0- 0				
0- 8	0- 0	0- 2	AWAY	0- 1	0- 0	0- 5				
0- 1	0- 0	0- 0	NEUTRAL	0- 0	0- 0	0- 1				
0- 9	0- 0	0- 2	NON-CONFERENCE	0- 1	0- 0	0- 6				
0- 0	0- 0	0- 0	HOME	0- 0	0- 0	0- 0				
0- 8	0- 0	0- 2	AWAY	0- 1	0- 0	0- 5				
0- 1	0- 0	0- 0	NEUTRAL	0- 0	0- 0	0- 1				
0- 0	0- 0	0- 0	CONFERENCE	0- 0	0- 0	0- 0				
0- 0	0- 0	0- 0	HOME	0- 0	0- 0	0- 0				
0- 0	0- 0	0- 0	AWAY	0- 0	0- 0	0- 0				
0- 0	0- 0	0- 0	NEUTRAL	0- 0	0- 0	0- 0				

RPI 1-25				RPI 26-50				RPI 51-100				RPI 101+				Team's RPI: 286
RPI	S	Opponent	Score	RPI	S	Opponent	Score	RPI	S	Opponent	Score	RPI	S	Opponent	Score	
				35	A	Mississippi St.	41 104	53	A	Vanderbilt	37 63	166	A	Ole Miss	38 91	
				38	A	Tulane	47 87					172	A	Alabama	40 71	
												196	A	Memphis	39 62	
												212	A	Southern Miss.	51 69	
												278	N	George Mason	62 71	
												347	A	UMKC	46 62	
LAST 12 Division I GAMES:																
				172	A	Alabama	40 71	196	A	Memphis	39 62					
				166	A	Ole Miss	38 91	35	A	Mississippi St.	41 104					
				38	A	Tulane	47 87	53	A	Vanderbilt	37 63					
								278	N	George Mason	62 71					
								347	A	UMKC	46 62					
								212	A	Southern Miss.	51 69					

Non-Div I Games: Talladega 59 38 Philander Smith 71 65

Mississippi Val.

Loss, Non-Conf, S Site, Home Away N Neutral

Average RPI Win: 217	WON-LOST	WINNING	LAST 10	STRENGTH OF	OPP. STRENGTH	TEAM	ADJ.	CONF.	ADJ CONF.
Average RPI Loss: 174	RECORD	PCT. RANK	GAMES	SCHEDULE	OF SCHEDULE	RPI	RPI	RPI	RPI
DIV. I ONLY	10- 2	31	8- 2	261	196	93	93	3	3
DIV. I NON-CONF.	10- 2	32	10- 2	259	195	96	96	3	3
TOTALS	RPI 1-25	RPI 26-50	W-L RECORDS	RPI 51-100	RPI 101-150	RPI 150+			
10- 2	0- 1	0- 0	OVERALL	1- 0	0- 0	9- 1			
8- 0	0- 0	0- 0	HOME	1- 0	0- 0	7- 0			
1- 1	0- 0	0- 0	AWAY	0- 0	0- 0	1- 1			
1- 1	0- 1	0- 0	NEUTRAL	0- 0	0- 0	1- 0			
10- 2	0- 1	0- 0	NON-CONFERENCE	1- 0	0- 0	9- 1			
8- 0	0- 0	0- 0	HOME	1- 0	0- 0	7- 0			
1- 1	0- 0	0- 0	AWAY	0- 0	0- 0	1- 1			
1- 1	0- 1	0- 0	NEUTRAL	0- 0	0- 0	1- 0			
0- 0	0- 0	0- 0	CONFERENCE	0- 0	0- 0	0- 0			
0- 0	0- 0	0- 0	HOME	0- 0	0- 0	0- 0			
0- 0	0- 0	0- 0	AWAY	0- 0	0- 0	0- 0			
0- 0	0- 0	0- 0	NEUTRAL	0- 0	0- 0	0- 0			

RPI 1-25			RPI 26-50			RPI 51-100			Team's RPI: 93	RPI 101+		
RPI	S	Opponent	Score	RPI	S	Opponent	Score	RPI	S	Opponent	Score	
23	N	California	70 82					62	H	Colorado	53 50	
										152	H	Saint Louis 74 55
										160	A	Wake Forest 79 64
										209	H	UT Martin 74 65
										219	H	Loyola Chicago 56 45
										233	H	Western Ill. 89 52
										256	H	Southeast Mo. St. 88 42
										270	N	UNLV 79 60
										288	H	Milwaukee 68 55
										319	H	Northern Ill. 47 44
										324	A	Bradley 64 76
LAST 12 Division I GAMES:												
209	H	UT Martin	74 65	152	H	Saint Louis	74 55					
160	A	Wake Forest	79 64	324	A	Bradley	64 76					
319	H	Northern Ill.	47 44	219	H	Loyola Chicago	56 45					
62	H	Colorado	53 50	288	H	Milwaukee	68 55					
256	H	Southeast Mo. St.	88 42	23	N	California	70 82					
233	H	Western Ill.	89 52	270	N	UNLV	79 60					

Non-Div I Games:

Missouri

Average RPI Win:	260	WON-LOST	WINNING	LAST 10	STRENGTH OF	OPP. STRENGTH	TEAM	ADJ.	CONF.	ADJ CONF.
Average RPI Loss:	117	RECORD	PCT. RANK	GAMES	SCHEDULE	OF SCHEDULE	RPI	RPI	RPI	RPI
DIV. I ONLY	2- 8	292	2- 8	75	202	249	249	16	16	
DIV. I NON-CONF.	2- 8	290	2- 8	80	201	250	250	16	16	
TOTALS	RPI 1-25	RPI 26-50	W-L RECORDS	RPI 51-100	RPI 101-150	RPI 150+				
2- 8	0- 0	0- 1	OVERALL	0- 3	0- 1	2- 3				
2- 2	0- 0	0- 1	HOME	0- 1	0- 0	2- 0				
0- 5	0- 0	0- 0	AWAY	0- 2	0- 1	0- 2				
0- 1	0- 0	0- 0	NEUTRAL	0- 0	0- 0	0- 1				
2- 8	0- 0	0- 1	NON-CONFERENCE	0- 3	0- 1	2- 3				
2- 2	0- 0	0- 1	HOME	0- 1	0- 0	2- 0				
0- 5	0- 0	0- 0	AWAY	0- 2	0- 1	0- 2				
0- 1	0- 0	0- 0	NEUTRAL	0- 0	0- 0	0- 1				
0- 0	0- 0	0- 0	CONFERENCE	0- 0	0- 0	0- 0				
0- 0	0- 0	0- 0	HOME	0- 0	0- 0	0- 0				
0- 0	0- 0	0- 0	AWAY	0- 0	0- 0	0- 0				
0- 0	0- 0	0- 0	NEUTRAL	0- 0	0- 0	0- 0				

RPI 1-25				RPI 26-50				RPI 51-100				RPI 101+				Team's RPI: 249	
RPI	S	Opponent	Score	RPI	S	Opponent	Score	RPI	S	Opponent	Score	RPI	S	Opponent	Score		
				47	H	Arkansas	50 59	55	A	UALR	48 61	108	A	Oklahoma St.	36 77		
								62	A	Colorado	59 87	184	N	TCU	68 82		
								82	H	Arkansas St.	62 78	196	A	Memphis	63 79		
												201	A	Oral Roberts	57 70		
												258	H	SIUE	75 69		
												261	H	IUPUI	68 58		
LAST 12 Division I GAMES:																	
				82	H	Arkansas St.	62 78	184	N	TCU	68 82						
				261	H	IUPUI	68 58	62	A	Colorado	59 87						
				47	H	Arkansas	50 59	201	A	Oral Roberts	57 70						
				258	H	SIUE	75 69	108	A	Oklahoma St.	36 77						
								55	A	UALR	48 61						
								196	A	Memphis	63 79						

Non-Div I Games:

Missouri St.

■ Loss,
 ■ Non-Conf,
 S Site,
 ■ Home
 ■ Away
 N Neutral

Average RPI Win:	259	WON-LOST	WINNING	LAST 10	STRENGTH OF	OPP. STRENGTH	TEAM	ADJ.	CONF.	ADJ CONF.
Average RPI Loss:	107	RECORD	PCT. RANK	GAMES	SCHEDULE	OF SCHEDULE	RPI	RPI	RPI	RPI
DIV. I ONLY	5- 5	153	5- 5	236	168	197	197	23	23	
DIV. I NON-CONF.	4- 4	152	4- 4	244	212	205	205	17	17	
TOTALS	RPI 1-25	RPI 26-50	W-L RECORDS	RPI 51-100	RPI 101-150	RPI 150+				
5- 5	0- 1	0- 0	OVERALL	0- 1	0- 3	5- 0				
3- 2	0- 1	0- 0	HOME	0- 1	0- 0	3- 0				
2- 3	0- 0	0- 0	AWAY	0- 0	0- 3	2- 0				
0- 0	0- 0	0- 0	NEUTRAL	0- 0	0- 0	0- 0				
4- 4	0- 1	0- 0	NON-CONFERENCE	0- 1	0- 2	4- 0				
2- 2	0- 1	0- 0	HOME	0- 1	0- 0	2- 0				
2- 2	0- 0	0- 0	AWAY	0- 0	0- 2	2- 0				
0- 0	0- 0	0- 0	NEUTRAL	0- 0	0- 0	0- 0				
1- 1	0- 0	0- 0	CONFERENCE	0- 0	0- 1	1- 0				
1- 0	0- 0	0- 0	HOME	0- 0	0- 0	1- 0				
0- 1	0- 0	0- 0	AWAY	0- 0	0- 1	0- 0				
0- 0	0- 0	0- 0	NEUTRAL	0- 0	0- 0	0- 0				

RPI 1-25				RPI 26-50				RPI 51-100				RPI 101+ Team's RPI: 197			
RPI	S	Opponent	Score	RPI	S	Opponent	Score	RPI	S	Opponent	Score	RPI	S	Opponent	Score
17	H	Princeton	53 84					100	H	Lehigh	70 82	135	A	Marist	65 75
												136	A	Xavier	45 61
												145	A	Yale	58 62
												151	H	Iona	75 74
												267	A	LIU Brooklyn	78 57
												280	H	Fairleigh Dickinson	71 66
												296	H	Colgate	82 62
												303	A	Wagner	82 59
LAST 12 Division I GAMES:															
17	H	Princeton	53 84	303	A	Wagner	82 59								
296	H	Colgate	82 62	280	H	Fairleigh Dickinson	71 66								
136	A	Xavier	45 61	267	A	LIU Brooklyn	78 57								
151	H	Iona	75 74	100	H	Lehigh	70 82								
135	A	Marist	65 75												
145	A	Yale	58 62												

Non-Div I Games:

Monmouth

RPI 1-25				RPI 26-50				RPI 51-100				RPI 101+				Team's RPI: 199	
RPI	S	Opponent	Score	RPI	S	Opponent	Score	RPI	S	Opponent	Score	RPI	S	Opponent	Score		
17	N	Princeton	55 80					68	A	Pacific	50 62	160	N	Wake Forest	60 73		
												200	N	Charlotte	67 58		
												236	H	Wyoming	54 60		
												252	A	Portland	69 55		
												269	A	Seattle	70 64		
												284	H	Austin Peay	83 62		
												323	H	Utah Valley	68 44		
LAST 12 Division I GAMES:																	
269	A	Seattle	70 64	284	H	Austin Peay	83 62										
252	A	Portland	69 55	323	H	Utah Valley	68 44										
236	H	Wyoming	54 60	68	A	Pacific	50 62										
160	N	Wake Forest	60 73														
17	N	Princeton	55 80														
200	N	Charlotte	67 58														

Montana

Page 176

Average RPI Win:	250	WON-LOST	WINNING	LAST 10	STRENGTH OF	OPP. STRENGTH	TEAM	ADJ.	CONF.	ADJ CONF.
Average RPI Loss:	77	RECORD	PCT. RANK	GAMES	SCHEDULE	OF SCHEDULE	RPI	RPI	RPI	RPI
DIV. I ONLY	4- 5	187	4- 4	88	184	120	120	18	18	
DIV. I NON-CONF.	4- 5	183	4- 5	90	179	121	121	19	19	
TOTALS	RPI 1-25	RPI 26-50	W-L RECORDS	RPI 51-100	RPI 101-150	RPI 150+				
4- 5	0- 0	0- 1	OVERALL	0- 3	0- 1	4- 0				
2- 1	0- 0	0- 1	HOME	0- 0	0- 0	2- 0				
1- 4	0- 0	0- 0	AWAY	0- 3	0- 1	1- 0				
1- 0	0- 0	0- 0	NEUTRAL	0- 0	0- 0	1- 0				
4- 5	0- 0	0- 1	NON-CONFERENCE	0- 3	0- 1	4- 0				
2- 1	0- 0	0- 1	HOME	0- 0	0- 0	2- 0				
1- 4	0- 0	0- 0	AWAY	0- 3	0- 1	1- 0				
1- 0	0- 0	0- 0	NEUTRAL	0- 0	0- 0	1- 0				
0- 0	0- 0	0- 0	CONFERENCE	0- 0	0- 0	0- 0				
0- 0	0- 0	0- 0	HOME	0- 0	0- 0	0- 0				
0- 0	0- 0	0- 0	AWAY	0- 0	0- 0	0- 0				
0- 0	0- 0	0- 0	NEUTRAL	0- 0	0- 0	0- 0				

RPI S	Opponent	Score	RPI S	Opponent	Score	RPI S	Opponent	Score	RPI S	Opponent	Score	Team's RPI: 120
48	H Gonzaga	60 89	54	A Washington St.	61 82	113	A Boise St.	60 75				
			73	A CSUN	66 78	235	A Cal St. Fullerton	63 47				
			97	A San Diego	64 79	236	H Wyoming	79 52				
						261	N IUPUI	80 74				
						269	H Seattle	74 61				
LAST 12 Division I GAMES:												
269	H Seattle	74 61	54	A Washington St.	61 82							
48	H Gonzaga	60 89	236	H Wyoming	79 52							
235	A Cal St. Fullerton	63 47	261	N IUPUI	80 74							
113	A Boise St.	60 75	73	A CSUN	66 78							
			97	A San Diego	64 79							

Non-Div I Games: Mont. St. Billings 76 57 Great Falls 87 71

Montana St.

Average RPI Win:	272	WON-LOST	WINNING	LAST 10	STRENGTH OF	OPP. STRENGTH	TEAM	ADJ.	CONF.	ADJ CONF.
Average RPI Loss:	128	RECORD	PCT. RANK	GAMES	SCHEDULE	OF SCHEDULE	RPI	RPI	RPI	RPI
DIV. I ONLY	3- 8	264	1- 8	35	317	170	170	26	26	
DIV. I NON-CONF.	3- 8	264	3- 8	37	318	171	171	26	26	
TOTALS	RPI 1-25	RPI 26-50	W-L RECORDS	RPI 51-100	RPI 101-150	RPI 150+				
3- 8	0- 1	0- 0	OVERALL	0- 1	0- 4	3- 2				
1- 3	0- 0	0- 0	HOME	0- 0	0- 2	1- 1				
2- 5	0- 1	0- 0	AWAY	0- 1	0- 1	2- 1				
0- 0	0- 0	0- 0	NEUTRAL	0- 0	0- 0	0- 0				
3- 8	0- 1	0- 0	NON-CONFERENCE	0- 1	0- 4	3- 2				
1- 3	0- 0	0- 0	HOME	0- 0	0- 2	1- 1				
2- 5	0- 1	0- 0	AWAY	0- 1	0- 2	2- 1				
0- 0	0- 0	0- 0	NEUTRAL	0- 0	0- 0	0- 0				
0- 0	0- 0	0- 0	CONFERENCE	0- 0	0- 0	0- 0				
0- 0	0- 0	0- 0	HOME	0- 0	0- 0	0- 0				
0- 0	0- 0	0- 0	AWAY	0- 0	0- 0	0- 0				
0- 0	0- 0	0- 0	NEUTRAL	0- 0	0- 0	0- 0				

RPI 1-25				RPI 26-50				RPI 51-100				RPI 101+ Team's RPI: 170			
RPI	S	Opponent	Score	RPI	S	Opponent	Score	RPI	S	Opponent	Score	RPI	S	Opponent	Score
3	A	Kentucky	62 91					70	A	Akron	61 89	101	A	Indiana	57 98
												104	A	Ohio	67 87
												138	H	Cleveland St.	72 80
												139	H	East Tenn. St.	77 86
												169	A	USC Upstate	69 75
												211	H	Georgia St.	74 72
												278	A	George Mason	79 70
												298	H	Lipscomb	59 61
												328	A	Norfolk St.	83 66
LAST 12 Division I GAMES:															
138	H	Cleveland St.	72 80	139	H	East Tenn. St.	77 86								
169	A	USC Upstate	69 75	211	H	Georgia St.	74 72								
3	A	Kentucky	62 91	70	A	Akron	61 89								
278	A	George Mason	79 70	104	A	Ohio	67 87								
328	A	Norfolk St.	83 66	298	H	Lipscomb	59 61								
				101	A	Indiana	57 98								

Non-Div I Games: Brescia 98 68

Morehead St.

Average RPI Win:	0	WON-LOST	WINNING	LAST 10	STRENGTH OF	OPP. STRENGTH	TEAM	ADJ.	CONF.	ADJ CONF.
Average RPI Loss:	146	RECORD	PCT. RANK	GAMES	SCHEDULE	OF SCHEDULE	RPI	RPI	RPI	RPI
DIV. I ONLY	0- 10	338	0- 8	83	288	308	308	33	33	
DIV. I NON-CONF.	0- 8	334	0- 8	8	326	256	256	31	31	
TOTALS	RPI 1-25	RPI 26-50	W-L RECORDS	RPI 51-100	RPI 101-150	RPI 150+				
0- 10	0- 0	0- 1	OVERALL	0- 4	0- 2	0- 3				
0- 1	0- 0	0- 0	HOME	0- 0	0- 0	0- 1				
0- 8	0- 0	0- 1	AWAY	0- 4	0- 1	0- 1				
0- 1	0- 0	0- 0	NEUTRAL	0- 0	0- 0	0- 1				
0- 8	0- 0	0- 1	NON-CONFERENCE	0- 3	0- 2	0- 2				
0- 1	0- 0	0- 0	HOME	0- 0	0- 0	0- 1				
0- 6	0- 0	0- 1	AWAY	0- 3	0- 2	0- 0				
0- 1	0- 0	0- 0	NEUTRAL	0- 0	0- 0	0- 1				
0- 2	0- 0	0- 0	CONFERENCE	0- 1	0- 0	0- 1				
0- 0	0- 0	0- 0	HOME	0- 0	0- 0	0- 0				
0- 2	0- 0	0- 0	AWAY	0- 1	0- 0	0- 1				
0- 0	0- 0	0- 0	NEUTRAL	0- 0	0- 0	0- 0				

RPI 1-25				RPI 26-50				RPI 51-100				RPI 101+ Team's RPI: 308			
RPI	S	Opponent	Score	RPI	S	Opponent	Score	RPI	S	Opponent	Score	RPI	S	Opponent	Score
				46	A	Georgia	36 68	66	A	Hampton	43 63	108	A	Oklahoma St.	43 73
								72	A	Chattanooga	40 55	122	A	Georgia Tech	76 105
								75	A	Texas Tech	57 65	242	H	Stony Brook	48 50
								95	A	Bucknell	50 79	301	N	Tennessee Tech	56 62
												328	A	Norfolk St.	63 68
LAST 12 Division I GAMES:															
				301	N	Tennessee Tech	56 62	66	A	Hampton	43 63				
				72	A	Chattanooga	40 55	328	A	Norfolk St.	63 68				
				242	H	Stony Brook	48 50	95	A	Bucknell	50 79				
				46	A	Georgia	36 68	108	A	Oklahoma St.	43 73				
								75	A	Texas Tech	57 65				
								122	A	Georgia Tech	76 105				

Non-Div I Games: Wesley 90 50 Washington Adventis66 44

Morgan St.

Mt. St. Mary's

Through Games Of Dec. 28, 2014

Average RPI Win:	322	WON-LOST	WINNING	LAST 10	STRENGTH OF	OPP. STRENGTH	TEAM	ADJ.	CONF.	ADJ CONF.
Average RPI Loss:	185	RECORD	PCT. RANK	GAMES	SCHEDULE	OF SCHEDULE	RPI	RPI	RPI	RPI
DIV. I ONLY	2- 8	292	0- 3	318	285	341	341	28	28	
DIV. I NON-CONF.	2- 8	290	0- 3	320	285	339	339	28	28	
TOTALS	RPI 1-25	RPI 26-50	W-L RECORDS	RPI 51-100	RPI 101-150	RPI 150+				
2- 8	0- 0	0- 1	OVERALL	0- 2	0- 1	2- 4				
2- 1	0- 0	0- 0	HOME	0- 1	0- 0	2- 0				
0- 7	0- 0	0- 0	AWAY	0- 0	0- 1	0- 0				
0- 0	0- 0	0- 0	NEUTRAL	0- 0	0- 0	0- 0				
2- 8	0- 0	0- 1	NON-CONFERENCE	0- 2	0- 1	2- 4				
2- 1	0- 0	0- 0	HOME	0- 1	0- 0	2- 0				
0- 7	0- 0	0- 1	AWAY	0- 1	0- 1	0- 4				
0- 0	0- 0	0- 0	NEUTRAL	0- 0	0- 0	0- 0				
0- 0	0- 0	0- 0	CONFERENCE	0- 0	0- 0	0- 0				
0- 0	0- 0	0- 0	HOME	0- 0	0- 0	0- 0				
0- 0	0- 0	0- 0	AWAY	0- 0	0- 0	0- 0				
0- 0	0- 0	0- 0	NEUTRAL	0- 0	0- 0	0- 0				

RPI	S	Opponent	Score	RPI	S	Opponent	Score	RPI	S	Opponent	Score	RPI	S	Opponent	Score	Team's RPI: 341
41	A	Maryland	45 109	69	A	North Carolina St.	60 85	148	A	Fordham	37 61	171	A	Davidson	62 67	
				95	H	Bucknell	49 74	295	H	Coppin St.	81 65	312	A	Campbell	42 60	
								320	A	Loyola Maryland	49 56	326	A	UMES	43 58	
								348	H	Delaware St.	73 64					
LAST 12 Division I GAMES:																
95	H	Bucknell	49 74	326	A	UMES	43 58									
148	A	Fordham	37 61	348	H	Delaware St.	73 64									
69	A	North Carolina St.	60 85	171	A	Davidson	62 67									
295	H	Coppin St.	81 65	312	A	Campbell	42 60									
320	A	Loyola Maryland	49 56	41	A	Maryland	45 109									

Non-Div I Games:

Mt. St. Mary's

■ Loss,
 ■ Non-Conf,
 ■ S Site,
 ■ H Home
 ■ A Away
 N Neutral

Average RPI Win:	323	WON-LOST	WINNING	LAST 10	STRENGTH OF	OPP. STRENGTH	TEAM	ADJ.	CONF.	ADJ CONF.
Average RPI Loss:	160	RECORD	PCT. RANK	GAMES	SCHEDULE	OF SCHEDULE	RPI	RPI	RPI	RPI
DIV. I ONLY	3- 8	264	0- 1	234	313	310	310	26	26	
DIV. I NON-CONF.	3- 8	264	0- 1	235	314	311	311	26	26	
TOTALS	RPI 1-25	RPI 26-50	W-L RECORDS	RPI 51-100	RPI 101-150	RPI 150+				
3- 8	0- 0	0- 0	OVERALL	0- 2	0- 2	3- 4				
3- 2	0- 0	0- 0	HOME	0- 0	0- 1	3- 1				
0- 5	0- 0	0- 0	AWAY	0- 2	0- 1	0- 2				
0- 1	0- 0	0- 0	NEUTRAL	0- 0	0- 0	0- 1				
3- 8	0- 0	0- 0	NON-CONFERENCE	0- 2	0- 2	3- 4				
3- 2	0- 0	0- 0	HOME	0- 0	0- 1	3- 1				
0- 5	0- 0	0- 0	AWAY	0- 2	0- 1	0- 2				
0- 1	0- 0	0- 0	NEUTRAL	0- 0	0- 0	0- 1				
0- 0	0- 0	0- 0	CONFERENCE	0- 0	0- 0	0- 0				
0- 0	0- 0	0- 0	HOME	0- 0	0- 0	0- 0				
0- 0	0- 0	0- 0	AWAY	0- 0	0- 0	0- 0				
0- 0	0- 0	0- 0	NEUTRAL	0- 0	0- 0	0- 0				

RPI 1-25			RPI 26-50			RPI 51-100			RPI 101+			Team's RPI: 310
RPI	S	Opponent	Score	RPI	S	Opponent	Score	RPI	S	Opponent	Score	
						56 A Kennesaw St.	60 65	104 H Ohio			60 111	
						74 A Illinois	44 64	125 A Southern Ill.			63 78	
								182 A Ball St.			59 85	
								185 A Wright St.			68 75	
								265 H Evansville			83 93	
								290 N Jackson St.			81 90	
								298 H Lipscomb			74 71	
								335 H Alabama A&M			102 81	
								337 H Jacksonville			80 62	
LAST 12 Division I GAMES:												
						74 A Illinois	44 64	290 N Jackson St.			81 90	
						337 H Jacksonville	80 62	298 H Lipscomb			74 71	
						125 A Southern Ill.	63 78	185 A Wright St.			68 75	
						56 A Kennesaw St.	60 65	335 H Alabama A&M			102 81	
						265 H Evansville	83 93	104 H Ohio			60 111	
						182 A Ball St.	59 85					

Non-Div I Games: Blackburn 110 31

Murray St.

Average RPI Win:	269	WON-LOST	WINNING	LAST 10	STRENGTH OF	OPP. STRENGTH	TEAM	ADJ.	CONF.	ADJ CONF.
Average RPI Loss:	181	RECORD	PCT. RANK	GAMES	SCHEDULE	OF SCHEDULE	RPI	RPI	RPI	RPI
DIV. I ONLY	6- 5	146	4- 5	310	284	219	219	33	33	
DIV. I NON-CONF.	5- 4	141	5- 4	263	291	191	191	31	31	
TOTALS	RPI 1-25	RPI 26-50	W-L RECORDS	RPI 51-100	RPI 101-150	RPI 150+				
6- 5	0- 0	0- 0	OVERALL	0- 1	0- 1	6- 3				
2- 1	0- 0	0- 0	HOME	0- 0	0- 0	2- 1				
2- 4	0- 0	0- 0	AWAY	0- 1	0- 1	2- 2				
2- 0	0- 0	0- 0	NEUTRAL	0- 0	0- 0	2- 0				
5- 4	0- 0	0- 0	NON-CONFERENCE	0- 1	0- 1	5- 2				
2- 1	0- 0	0- 0	HOME	0- 0	0- 0	2- 1				
1- 3	0- 0	0- 0	AWAY	0- 1	0- 1	1- 1				
2- 0	0- 0	0- 0	NEUTRAL	0- 0	0- 0	2- 0				
1- 1	0- 0	0- 0	CONFERENCE	0- 0	0- 0	1- 1				
0- 0	0- 0	0- 0	HOME	0- 0	0- 0	0- 0				
1- 1	0- 0	0- 0	AWAY	0- 0	0- 0	1- 1				
0- 0	0- 0	0- 0	NEUTRAL	0- 0	0- 0	0- 0				

RPI 1-25				RPI 26-50				RPI 51-100				RPI 101+ Team's RPI: 219					
RPI	S	Opponent	Score	RPI	S	Opponent	Score	RPI	S	Opponent	Score	RPI	S	Opponent	Score		
								72	A	Chattanooga	43	58	119	A	Appalachian St.	70	72
													171	A	Davidson	62	57
													177	H	William & Mary	57	59
													201	N	Oral Roberts	47	38
													212	A	Southern Miss.	48	72
													287	H	Navy	52	47
													301	N	Tennessee Tech	54	49
													309	A	Howard	80	69
													326	A	UMES	43	58
													343	H	UNC Asheville	63	46
LAST 12 Division I GAMES:																	
119	A	Appalachian St.	70	72	72	A	Chattanooga	43	58	301	N	Tennessee Tech	54	49			
326	A	UMES	43	58	177	H	William & Mary	57	59	343	H	UNC Asheville	63	46			
309	A	Howard	80	69	287	H	Navy	52	47								
171	A	Davidson	62	57													
212	A	Southern Miss.	48	72													
201	N	Oral Roberts	47	38													

Non-Div I Games: Johnson C. Smith 76 45

N.C. A&T

N.C. Central

Through Games Of Dec. 28, 2014

Average RPI Win:	308	WON-LOST	WINNING	LAST 10	STRENGTH OF	OPP. STRENGTH	TEAM	ADJ.	CONF.	ADJ CONF.
Average RPI Loss:	212	RECORD	PCT. RANK	GAMES	SCHEDULE	OF SCHEDULE	RPI	RPI	RPI	RPI
DIV. I ONLY	2- 10	310	1- 9	291	324	327	327	33	33	
DIV. I NON-CONF.	2- 8	290	2- 8	204	327	296	296	31	31	
TOTALS	RPI 1-25	RPI 26-50	W-L RECORDS	RPI 51-100	RPI 101-150	RPI 150+				
2- 10	0- 1	0- 0	OVERALL	0- 1	0- 1	2- 7				
1- 2	0- 0	0- 0	HOME	0- 0	0- 1	1- 1				
1- 8	0- 1	0- 0	AWAY	0- 1	0- 0	1- 6				
0- 0	0- 0	0- 0	NEUTRAL	0- 0	0- 0	0- 0				
2- 8	0- 1	0- 0	NON-CONFERENCE	0- 1	0- 1	2- 5				
1- 2	0- 0	0- 0	HOME	0- 0	0- 1	1- 1				
1- 6	0- 1	0- 0	AWAY	0- 1	0- 0	1- 4				
0- 0	0- 0	0- 0	NEUTRAL	0- 0	0- 0	0- 0				
0- 2	0- 0	0- 0	CONFERENCE	0- 0	0- 0	0- 2				
0- 0	0- 0	0- 0	HOME	0- 0	0- 0	0- 0				
0- 2	0- 0	0- 0	AWAY	0- 0	0- 0	0- 2				
0- 0	0- 0	0- 0	NEUTRAL	0- 0	0- 0	0- 0				

RPI 1-25				RPI 26-50				RPI 51-100				RPI 101+ Team's RPI: 327			
RPI	S	Opponent	Score	RPI	S	Opponent	Score	RPI	S	Opponent	Score	RPI	S	Opponent	Score
11	A	South Carolina	26 90					64	A	Syracuse	25 70	130	H	Winthrop	63 71
												175	H	Presbyterian	33 45
												187	A	Virginia Tech	44 80
												272	A	Western Caro.	64 59
												282	A	Coastal Caro.	52 67
												309	A	Howard	65 70
												312	A	Campbell	60 65
												321	A	Gardner-Webb	53 73
												326	A	UMES	61 71
												343	H	UNC Asheville	55 52
LAST 12 Division I GAMES:															
187	A	Virginia Tech	44 80	175	H	Presbyterian	33 45								
309	A	Howard	65 70	282	A	Coastal Caro.	52 67								
326	A	UMES	61 71	64	A	Syracuse	25 70								
11	A	South Carolina	26 90	321	A	Gardner-Webb	53 73								
343	H	UNC Asheville	55 52	312	A	Campbell	60 65								
130	H	Winthrop	63 71	272	A	Western Caro.	64 59								

Non-Div I Games:

N.C. Central

Loss, Non-Conf, S Site, H Home A Away N Neutral

Average RPI Win:	280	WON-LOST	WINNING	LAST 10	STRENGTH OF	OPP. STRENGTH	TEAM	ADJ.	CONF.	ADJ CONF.
Average RPI Loss:	140	RECORD	PCT. RANK	GAMES	SCHEDULE	OF SCHEDULE	RPI	RPI	RPI	RPI
DIV. I ONLY	5- 9	237	4- 6	180	290	239	239	27	27	
DIV. I NON-CONF.	5- 9	237	5- 7	182	290	242	242	27	27	
TOTALS	RPI 1-25	RPI 26-50	W-L RECORDS	RPI 51-100	RPI 101-150	RPI 150+				
5- 9	0- 1	0- 1	OVERALL	0- 1	0- 3	5- 3				
3- 3	0- 0	0- 0	HOME	0- 1	0- 1	3- 1				
2- 5	0- 1	0- 1	AWAY	0- 0	0- 2	2- 1				
0- 1	0- 0	0- 0	NEUTRAL	0- 0	0- 0	0- 1				
5- 9	0- 1	0- 1	NON-CONFERENCE	0- 1	0- 3	5- 3				
3- 3	0- 0	0- 0	HOME	0- 1	0- 1	3- 1				
2- 5	0- 1	0- 1	AWAY	0- 0	0- 2	2- 1				
0- 1	0- 0	0- 0	NEUTRAL	0- 0	0- 0	0- 1				
0- 0	0- 0	0- 0	CONFERENCE	0- 0	0- 0	0- 0				
0- 0	0- 0	0- 0	HOME	0- 0	0- 0	0- 0				
0- 0	0- 0	0- 0	AWAY	0- 0	0- 0	0- 0				
0- 0	0- 0	0- 0	NEUTRAL	0- 0	0- 0	0- 0				

RPI 1-25				RPI 26-50				RPI 51-100				RPI 101+ Team's RPI: 239			
RPI	S	Opponent	Score	RPI	S	Opponent	Score	RPI	S	Opponent	Score	RPI	S	Opponent	Score
21	A	Seton Hall	62 74	31	A	St. John's (NY)	42 66	100	H	Lehigh	54 74	105	A	Lafayette	50 66
												110	H	Hofstra	47 62
												141	A	Dartmouth	63 68
												174	A	New Hampshire	56 61
												218	A	Fla. Atlantic	65 57
												267	H	LIU Brooklyn	48 57
												280	A	Fairleigh Dickinson	68 64
												285	H	Binghamton	52 48
												303	H	Wagner	60 54
												311	N	North Dakota St.	48 60
												315	H	St. Francis Brooklyn	57 50
LAST 12 Division I GAMES:															
267	H	LIU Brooklyn	48 57	105	A	Lafayette	50 66								
110	H	Hofstra	47 62	21	A	Seton Hall	62 74								
285	H	Binghamton	52 48	31	A	St. John's (NY)	42 66								
303	H	Wagner	60 54	315	H	St. Francis Brooklyn	57 50								
311	N	North Dakota St.	48 60	100	H	Lehigh	54 74								
218	A	Fla. Atlantic	65 57	280	A	Fairleigh Dickinson	68 64								

Non-Div I Games:

NJIT

 Loss,
 Non-Conf,
S Site,
 Home
 Away
N Neutral

Navy

Through Games Of Dec. 28, 2014

Average RPI Win:	288	WON-LOST	WINNING	LAST 10	STRENGTH OF	OPP. STRENGTH	TEAM	ADJ.	CONF.	ADJ CONF.
Average RPI Loss:	165	RECORD	PCT. RANK	GAMES	SCHEDULE	OF SCHEDULE	RPI	RPI	RPI	RPI
DIV. I ONLY	5- 5	153	5- 4	317	298	287	287	20	20	
DIV. I NON-CONF.	5- 5	152	5- 5	319	299	287	287	21	21	
TOTALS	RPI 1-25	RPI 26-50	W-L RECORDS	RPI 51-100	RPI 101-150	RPI 150+				
5- 5	0- 0	0- 0	OVERALL	0- 1	0- 1	5- 3				
5- 1	0- 0	0- 0	HOME	0- 0	0- 1	5- 0				
0- 4	0- 0	0- 0	AWAY	0- 1	0- 0	0- 3				
0- 0	0- 0	0- 0	NEUTRAL	0- 0	0- 0	0- 0				
5- 5	0- 0	0- 0	NON-CONFERENCE	0- 1	0- 1	5- 3				
5- 1	0- 0	0- 0	HOME	0- 0	0- 1	5- 0				
0- 4	0- 0	0- 0	AWAY	0- 1	0- 0	0- 3				
0- 0	0- 0	0- 0	NEUTRAL	0- 0	0- 0	0- 0				
0- 0	0- 0	0- 0	CONFERENCE	0- 0	0- 0	0- 0				
0- 0	0- 0	0- 0	HOME	0- 0	0- 0	0- 0				
0- 0	0- 0	0- 0	AWAY	0- 0	0- 0	0- 0				
0- 0	0- 0	0- 0	NEUTRAL	0- 0	0- 0	0- 0				

RPI 1-25				RPI 26-50				RPI 51-100				RPI 101+				Team's RPI: 287	
RPI	S	Opponent	Score	RPI	S	Opponent	Score	RPI	S	Opponent	Score	RPI	S	Opponent	Score		
								86	A	Elon	56	69	107	H	Penn	51	60
													204	A	Oregon	64	72
													210	A	Portland St.	50	56
													219	A	N.C. A&T	47	52
													222	H	Towson	55	51
													262	H	UNC Greensboro	71	64
													278	H	George Mason	84	79
													333	H	Grand Canyon	60	51
													345	H	Saint Peter's	71	35
LAST 12 Division I GAMES:																	
				222	H	Towson	55	51					345	H	Saint Peter's	71	35
				333	H	Grand Canyon	60	51					204	A	Oregon	64	72
				262	H	UNC Greensboro	71	64					210	A	Portland St.	50	56
				278	H	George Mason	84	79					219	A	N.C. A&T	47	52
				107	H	Penn	51	60									
				86	A	Elon	56	69									

Non-Div I Games: Mary Washington 79 59

Navy

Loss, Non-Conf, S Site, H Home A Away N Neutral

Nebraska

Through Games Of Dec. 28, 2014

Average RPI Win:	124	WON-LOST	WINNING	LAST 10	STRENGTH OF	OPP. STRENGTH	TEAM	ADJ.	CONF.	ADJ CONF.
Average RPI Loss:	172	RECORD	PCT. RANK	GAMES	SCHEDULE	OF SCHEDULE	RPI	RPI	RPI	RPI
DIV. I ONLY	10- 1	17	9- 1	46	40	6	6	1	1	
DIV. I NON-CONF.	10- 1	16	10- 1	48	41	6	6	1	1	
TOTALS	RPI 1-25	RPI 26-50	W-L RECORDS	RPI 51-100	RPI 101-150	RPI 150+				
10- 1	1- 0	1- 0	OVERALL	3- 0	2- 0	3- 1				
7- 0	1- 0	0- 0	HOME	1- 0	2- 0	3- 0				
3- 1	0- 0	1- 0	AWAY	2- 0	0- 0	0- 1				
0- 0	0- 0	0- 0	NEUTRAL	0- 0	0- 0	0- 0				
10- 1	1- 0	1- 0	NON-CONFERENCE	3- 0	2- 0	3- 1				
7- 0	1- 0	0- 0	HOME	1- 0	2- 0	3- 0				
3- 1	0- 0	1- 0	AWAY	2- 0	0- 0	0- 1				
0- 0	0- 0	0- 0	NEUTRAL	0- 0	0- 0	0- 0				
0- 0	0- 0	0- 0	CONFERENCE	0- 0	0- 0	0- 0				
0- 0	0- 0	0- 0	HOME	0- 0	0- 0	0- 0				
0- 0	0- 0	0- 0	AWAY	0- 0	0- 0	0- 0				
0- 0	0- 0	0- 0	NEUTRAL	0- 0	0- 0	0- 0				

RPI 1-25				Team's RPI: 6		RPI 26-50				RPI 51-100				RPI 101+			
RPI	S	Opponent	Score	RPI	S	Opponent	Score	RPI	S	Opponent	Score	RPI	S	Opponent	Score		
7	H	Duke	60 54	50	A	Creighton	60 57	54	A	Washington St.	82 61	126	H	Pepperdine	100 65		
								67	H	Bakersfield	54 45	147	H	High Point	83 57		
								77	A	UCLA	71 66	164	H	Northern Colo.	63 56		
												172	A	Alabama	51 53		
												221	H	Utah	66 43		
												325	H	Alcorn	83 49		
LAST 12 Division I GAMES:																	
164	H	Northern Colo.	63 56	147	H	High Point	83 57										
77	A	UCLA	71 66	67	H	Bakersfield	54 45										
221	H	Utah	66 43	50	A	Creighton	60 57										
54	A	Washington St.	82 61	172	A	Alabama	51 53										
325	H	Alcorn	83 49	7	H	Duke	60 54										
126	H	Pepperdine	100 65														

Non-Div I Games:

Nebraska

■ Loss,
 ■ Non-Conf, S Site,
 ■ Home
 ■ Away
 N Neutral

Average RPI Win:	308	WON-LOST	WINNING	LAST 10	STRENGTH OF	OPP. STRENGTH	TEAM	ADJ.	CONF.	ADJ CONF.
Average RPI Loss:	84	RECORD	PCT. RANK	GAMES	SCHEDULE	OF SCHEDULE	RPI	RPI	RPI	RPI
DIV. I ONLY	3- 7	253	0- 1	131	174	229	229	19	19	
DIV. I NON-CONF.	3- 7	253	0- 1	137	172	231	231	20	20	
TOTALS	RPI 1-25	RPI 26-50	W-L RECORDS	RPI 51-100	RPI 101-150	RPI 150+				
3- 7	0- 1	0- 1	OVERALL	0- 3	0- 1	3- 1				
2- 2	0- 0	0- 0	HOME	0- 1	0- 0	2- 1				
1- 3	0- 1	0- 0	AWAY	0- 1	0- 1	1- 0				
0- 2	0- 0	0- 1	NEUTRAL	0- 1	0- 0	0- 0				
3- 7	0- 1	0- 1	NON-CONFERENCE	0- 3	0- 1	3- 1				
2- 2	0- 0	0- 0	HOME	0- 1	0- 0	2- 1				
1- 3	0- 1	0- 0	AWAY	0- 1	0- 1	1- 0				
0- 2	0- 0	0- 1	NEUTRAL	0- 1	0- 0	0- 0				
0- 0	0- 0	0- 0	CONFERENCE	0- 0	0- 0	0- 0				
0- 0	0- 0	0- 0	HOME	0- 0	0- 0	0- 0				
0- 0	0- 0	0- 0	AWAY	0- 0	0- 0	0- 0				
0- 0	0- 0	0- 0	NEUTRAL	0- 0	0- 0	0- 0				

RPI 1-25				RPI 26-50				RPI 51-100				RPI 101+ Team's RPI: 229			
RPI	S	Opponent	Score	RPI	S	Opponent	Score	RPI	S	Opponent	Score	RPI	S	Opponent	Score
23	A	California	54 76	33	N	Oregon St.	50 73	65	N	Toledo	56 65	132	A	San Francisco	48 63
								68	H	Pacific	53 64	166	H	Ole Miss	66 77
								98	A	BYU	60 65	252	H	Portland	84 59
												333	A	Grand Canyon	64 52
												339	H	UC Santa Barbara	71 58
LAST 12 Division I GAMES:															
132	A	San Francisco	48 63	166	H	Ole Miss	66 77	33	N	Oregon St.	50 73	65	N	Toledo	56 65
98	A	BYU	60 65	68	H	Pacific	53 64	333	A	Grand Canyon	64 52	252	H	Portland	84 59
23	A	California	54 76	252	H	Portland	84 59								
339	H	UC Santa Barbara	71 58												

Non-Div I Games: Cal St. Stanislaus 83 57

Nevada

Loss,
Non-Conf, S Site,
H Home
A Away
N Neutral

New Hampshire

Through Games Of Dec. 28, 2014

Average RPI Win:	244	WON-LOST	WINNING	LAST 10	STRENGTH OF	OPP. STRENGTH	TEAM	ADJ.	CONF.	ADJ CONF.
Average RPI Loss:	116	RECORD	PCT. RANK	GAMES	SCHEDULE	OF SCHEDULE	RPI	RPI	RPI	RPI
DIV. I ONLY	7- 3	76	6- 3	330	92	174	174	24	24	
DIV. I NON-CONF.	7- 3	82	7- 3	333	96	176	176	24	24	
TOTALS	RPI 1-25	RPI 26-50	W-L RECORDS	RPI 51-100	RPI 101-150	RPI 150+				
7- 3	0- 0	0- 0	OVERALL	0- 1	1- 2	6- 0				
3- 1	0- 0	0- 0	HOME	0- 0	1- 1	2- 0				
4- 2	0- 0	0- 0	AWAY	0- 1	0- 1	4- 0				
0- 0	0- 0	0- 0	NEUTRAL	0- 0	0- 0	0- 0				
7- 3	0- 0	0- 0	NON-CONFERENCE	0- 1	1- 2	6- 0				
3- 1	0- 0	0- 0	HOME	0- 0	1- 1	2- 0				
4- 2	0- 0	0- 0	AWAY	0- 1	0- 1	4- 0				
0- 0	0- 0	0- 0	NEUTRAL	0- 0	0- 0	0- 0				
0- 0	0- 0	0- 0	CONFERENCE	0- 0	0- 0	0- 0				
0- 0	0- 0	0- 0	HOME	0- 0	0- 0	0- 0				
0- 0	0- 0	0- 0	AWAY	0- 0	0- 0	0- 0				
0- 0	0- 0	0- 0	NEUTRAL	0- 0	0- 0	0- 0				

RPI 1-25			RPI 26-50			RPI 51-100			RPI 101+			Team's RPI: 174
RPI	S	Opponent	Score	RPI	S	Opponent	Score	RPI	S	Opponent	Score	
						99 A Boston College	58 64			107 A Penn	39 74	
										141 H Dartmouth	60 44	
										142 H Central Conn. St.	58 64	
										213 A Northeastern	63 62	
										237 H Brown	60 57	
										239 H NJIT	61 56	
										275 A Boston U.	67 55	
										297 A Manhattan	58 54	
										309 A Howard	78 68	
LAST 12 Division I GAMES:												
297	A	Manhattan	58 54	141	H	Dartmouth	60 44					
213	A	Northeastern	63 62	99	A	Boston College	58 64					
309	A	Howard	78 68	275	A	Boston U.	67 55					
239	H	NJIT	61 56	142	H	Central Conn. St.	58 64					
				107	A	Penn	39 74					
				237	H	Brown	60 57					

Non-Div I Games: Daniel Webster 84 32

New Hampshire

■ Loss,
 ■ Non-Conf, S Site,
 ■ Home
 ■ Away
 N Neutral

Average RPI Win:	293	WON-LOST	WINNING	LAST 10	STRENGTH OF	OPP. STRENGTH	TEAM	ADJ.	CONF.	ADJ CONF.
Average RPI Loss:	107	RECORD	PCT. RANK	GAMES	SCHEDULE	OF SCHEDULE	RPI	RPI	RPI	RPI
DIV. I ONLY	4- 7	221	4- 6	97	256	225	225	19	19	
DIV. I NON-CONF.	4- 7	220	4- 7	102	254	227	227	20	20	
TOTALS	RPI 1-25	RPI 26-50	W-L RECORDS	RPI 51-100	RPI 101-150	RPI 150+				
4- 7	0- 1	0- 1	OVERALL	0- 2	0- 2	4- 1				
4- 2	0- 0	0- 0	HOME	0- 2	0- 0	4- 0				
0- 3	0- 1	0- 0	AWAY	0- 0	0- 1	0- 1				
0- 2	0- 0	0- 1	NEUTRAL	0- 0	0- 1	0- 0				
4- 7	0- 1	0- 1	NON-CONFERENCE	0- 2	0- 2	4- 1				
4- 2	0- 0	0- 0	HOME	0- 2	0- 0	4- 0				
0- 3	0- 1	0- 0	AWAY	0- 0	0- 1	0- 1				
0- 2	0- 0	0- 1	NEUTRAL	0- 0	0- 1	0- 0				
0- 0	0- 0	0- 0	CONFERENCE	0- 0	0- 0	0- 0				
0- 0	0- 0	0- 0	HOME	0- 0	0- 0	0- 0				
0- 0	0- 0	0- 0	AWAY	0- 0	0- 0	0- 0				
0- 0	0- 0	0- 0	NEUTRAL	0- 0	0- 0	0- 0				

RPI 1-25				RPI 26-50				RPI 51-100				RPI 101+ Team's RPI: 225			
RPI	S	Opponent	Score	RPI	S	Opponent	Score	RPI	S	Opponent	Score	RPI	S	Opponent	Score
20	A	Texas	37 86	34	N	Texas A&M	52 66	51	H	Stanford	65 70	109	A	DePaul	59 97
								78	H	UC Riverside	62 70	149	N	Tex.-Pan American	59 61
												264	H	Cal Poly	84 68
												275	H	Boston U.	56 49
												304	H	UTEP	72 57
												307	A	New Mexico St.	59 70
												330	H	Northern Ariz.	56 37
LAST 12 Division I GAMES:															
330	H	Northern Ariz.	56 37	20	A	Texas	37 86	78	H	UC Riverside	62 70	275	H	Boston U.	56 49
264	H	Cal Poly	84 68					51	H	Stanford	65 70	109	A	DePaul	59 97
304	H	UTEP	72 57					34	N	Texas A&M	52 66				
307	A	New Mexico St.	59 70												
149	N	Tex.-Pan American	59 61												

Non-Div I Games:

New Mexico

 Loss,
 Non-Conf,
S Site,
 Home
 Away
N Neutral

Average RPI Win:	255	WON-LOST	WINNING	LAST 10	STRENGTH OF	OPP. STRENGTH	TEAM	ADJ.	CONF.	ADJ CONF.
Average RPI Loss:	213	RECORD	PCT. RANK	GAMES	SCHEDULE	OF SCHEDULE	RPI	RPI	RPI	RPI
DIV. I ONLY	4- 6	205	4- 5	305	289	307	307	32	32	
DIV. I NON-CONF.	4- 6	200	4- 6	310	289	310	310	33	33	
TOTALS	RPI 1-25	RPI 26-50	W-L RECORDS	RPI 51-100	RPI 101-150	RPI 150+				
4- 6	0- 0	0- 0	OVERALL	0- 1	0- 1	4- 4				
3- 2	0- 0	0- 0	HOME	0- 0	0- 0	3- 2				
0- 3	0- 0	0- 0	AWAY	0- 0	0- 0	0- 0				
1- 1	0- 0	0- 0	NEUTRAL	0- 1	0- 0	1- 0				
4- 6	0- 0	0- 0	NON-CONFERENCE	0- 1	0- 1	4- 4				
3- 2	0- 0	0- 0	HOME	0- 0	0- 0	3- 2				
0- 3	0- 0	0- 0	AWAY	0- 0	0- 1	0- 2				
1- 1	0- 0	0- 0	NEUTRAL	0- 1	0- 0	1- 0				
0- 0	0- 0	0- 0	CONFERENCE	0- 0	0- 0	0- 0				
0- 0	0- 0	0- 0	HOME	0- 0	0- 0	0- 0				
0- 0	0- 0	0- 0	AWAY	0- 0	0- 0	0- 0				
0- 0	0- 0	0- 0	NEUTRAL	0- 0	0- 0	0- 0				

RPI 1-25			RPI 26-50			RPI 51-100			RPI 101+			Team's RPI: 307
RPI	S	Opponent	Score	RPI	S	Opponent	Score	RPI	S	Opponent	Score	
						68 N Pacific	62 67			113 A Boise St.	45 70	
										218 N Fla. Atlantic	57 44	
										225 H New Mexico	70 59	
										235 H Cal St. Fullerton	51 66	
										264 H Cal Poly	79 65	
										268 A Sacramento St.	85 93	
										289 H Weber St.	97 100	
										304 A UTEP	73 78	
										311 H North Dakota St.	79 59	
LAST 12 Division I GAMES:												
						218 N Fla. Atlantic	57 44			235 H Cal St. Fullerton	51 66	
						68 N Pacific	62 67			289 H Weber St.	97 100	
						264 H Cal Poly	79 65			268 A Sacramento St.	85 93	
						311 H North Dakota St.	79 59			113 A Boise St.	45 70	
						225 H New Mexico	70 59			304 A UTEP	73 78	

Non-Div I Games: Eastern N.M. 79 51

New Mexico St.

New Orleans

Through Games Of Dec. 28, 2014

Average RPI Win:	0	WON-LOST	WINNING	LAST 10	STRENGTH OF	OPP. STRENGTH	TEAM	ADJ.	CONF.	ADJ CONF.
Average RPI Loss:	169	RECORD	PCT. RANK	GAMES	SCHEDULE	OF SCHEDULE	RPI	RPI	RPI	RPI
DIV. I ONLY	0- 6	338	0- 0	11	349	271	271	29	29	
DIV. I NON-CONF.	0- 6	334	0- 0	12	349	273	273	29	29	
TOTALS	RPI 1-25	RPI 26-50	W-L RECORDS	RPI 51-100	RPI 101-150	RPI 150+				
0- 6	0- 0	0- 1	OVERALL	0- 0	0- 2	0- 3				
0- 1	0- 0	0- 1	HOME	0- 0	0- 0	0- 0				
0- 5	0- 0	0- 0	AWAY	0- 0	0- 0	0- 0				
0- 0	0- 0	0- 0	NEUTRAL	0- 0	0- 0	0- 0				
0- 6	0- 0	0- 1	NON-CONFERENCE	0- 0	0- 2	0- 3				
0- 1	0- 0	0- 1	HOME	0- 0	0- 0	0- 0				
0- 5	0- 0	0- 0	AWAY	0- 0	0- 2	0- 3				
0- 0	0- 0	0- 0	NEUTRAL	0- 0	0- 0	0- 0				
0- 0	0- 0	0- 0	CONFERENCE	0- 0	0- 0	0- 0				
0- 0	0- 0	0- 0	HOME	0- 0	0- 0	0- 0				
0- 0	0- 0	0- 0	AWAY	0- 0	0- 0	0- 0				
0- 0	0- 0	0- 0	NEUTRAL	0- 0	0- 0	0- 0				

RPI 1-25				RPI 26-50				RPI 51-100				RPI 101+				Team's RPI: 271	
RPI	S	Opponent	Score	RPI	S	Opponent	Score	RPI	S	Opponent	Score	RPI	S	Opponent	Score		
				35	H	Mississippi St.	45 85					108	A	Oklahoma St.	33 84		
												123	A	Jacksonville St.	51 65		
												172	A	Alabama	58 87		
												245	A	Tulsa	55 78		
												333	A	Grand Canyon	57 59		
LAST 12 Division I GAMES:																	
				245	A	Tulsa	55 78					172	A	Alabama	58 87		
				108	A	Oklahoma St.	33 84										
				333	A	Grand Canyon	57 59										
				35	H	Mississippi St.	45 85										
				123	A	Jacksonville St.	51 65										

Non-Div I Games: West Ala. 54 66 Crowley's Ridge 87 54

New Orleans

Loss, Non-Conf, S Site, H Home A Away N Neutral

Niagara

Through Games Of Dec. 28, 2014

Average RPI Win:	264	WON-LOST	WINNING	LAST 10	STRENGTH OF	OPP. STRENGTH	TEAM	ADJ.	CONF.	ADJ CONF.
Average RPI Loss:	101	RECORD	PCT. RANK	GAMES	SCHEDULE	OF SCHEDULE	RPI	RPI	RPI	RPI
DIV. I ONLY	5- 5	153	5- 5	211	253	195	195	23	23	
DIV. I NON-CONF.	3- 5	212	3- 5	71	258	139	139	17	17	
TOTALS	RPI 1-25	RPI 26-50	W-L RECORDS	RPI 51-100	RPI 101-150	RPI 150+				
5- 5	0- 0	0- 1	OVERALL	0- 2	1- 1	4- 1				
3- 2	0- 0	0- 0	HOME	0- 1	0- 1	3- 0				
2- 3	0- 0	0- 1	AWAY	0- 1	1- 0	1- 1				
0- 0	0- 0	0- 0	NEUTRAL	0- 0	0- 0	0- 0				
3- 5	0- 0	0- 1	NON-CONFERENCE	0- 2	1- 1	2- 1				
1- 2	0- 0	0- 0	HOME	0- 1	0- 1	1- 0				
2- 3	0- 0	0- 1	AWAY	0- 1	1- 0	1- 1				
0- 0	0- 0	0- 0	NEUTRAL	0- 0	0- 0	0- 0				
2- 0	0- 0	0- 0	CONFERENCE	0- 0	0- 0	2- 0				
2- 0	0- 0	0- 0	HOME	0- 0	0- 0	2- 0				
0- 0	0- 0	0- 0	AWAY	0- 0	0- 0	0- 0				
0- 0	0- 0	0- 0	NEUTRAL	0- 0	0- 0	0- 0				

RPI S	Opponent	Score	RPI S	Opponent	Score	RPI S	Opponent	Score	RPI S	Opponent	Score	Team's RPI: 195
36	A Pittsburgh	54 70	59	A Youngstown St.	61 83	138	A Cleveland St.	76 58	141	H Dartmouth	70 76	
			91	H St. Bonaventure	60 72	176	A Buffalo	64 73	255	H Detroit	71 49	
						285	A Binghamton	63 52	297	H Manhattan	64 36	
						345	H Saint Peter's	73 40				
LAST 12 Division I GAMES:												
141	H Dartmouth	70 76	91	H St. Bonaventure	60 72	138	A Cleveland St.	76 58				
176	A Buffalo	64 73	297	H Manhattan	64 36	345	H Saint Peter's	73 40				
36	A Pittsburgh	54 70	255	H Detroit	71 49	285	A Binghamton	63 52				
59	A Youngstown St.	61 83										

Non-Div I Games:

Niagara

■ Loss,
 ■ Non-Conf, S Site,
 ■ Home
 ■ Away
 N Neutral

Average RPI Win:	297	WON-LOST	WINNING	LAST 10	STRENGTH OF	OPP. STRENGTH	TEAM	ADJ.	CONF.	ADJ CONF.
Average RPI Loss:	111	RECORD	PCT. RANK	GAMES	SCHEDULE	OF SCHEDULE	RPI	RPI	RPI	RPI
DIV. I ONLY	3- 6	238	3- 6	136	248	206	206	29	29	
DIV. I NON-CONF.	3- 6	238	3- 6	143	247	203	203	29	29	
TOTALS	RPI 1-25	RPI 26-50	W-L RECORDS	RPI 51-100	RPI 101-150	RPI 150+				
3- 6	0- 0	0- 2	OVERALL	0- 2	0- 0	3- 2				
1- 0	0- 0	0- 0	HOME	0- 0	0- 0	1- 0				
0- 4	0- 0	0- 2	AWAY	0- 1	0- 0	0- 1				
2- 2	0- 0	0- 0	NEUTRAL	0- 1	0- 0	2- 1				
3- 6	0- 0	0- 2	NON-CONFERENCE	0- 2	0- 0	3- 2				
1- 0	0- 0	0- 0	HOME	0- 0	0- 0	1- 0				
0- 4	0- 0	0- 2	AWAY	0- 1	0- 0	0- 1				
2- 2	0- 0	0- 0	NEUTRAL	0- 1	0- 0	2- 1				
0- 0	0- 0	0- 0	CONFERENCE	0- 0	0- 0	0- 0				
0- 0	0- 0	0- 0	HOME	0- 0	0- 0	0- 0				
0- 0	0- 0	0- 0	AWAY	0- 0	0- 0	0- 0				
0- 0	0- 0	0- 0	NEUTRAL	0- 0	0- 0	0- 0				

RPI 1-25			RPI 26-50			RPI 51-100			RPI 101+			Team's RPI: 206
RPI	S	Opponent	Score	RPI	S	Opponent	Score	RPI	S	Opponent	Score	
38	A	Tulane	44 77	59	N	Youngstown St.	50 51	188	A	Louisiana Tech	62 80	
47	A	Arkansas	52 63	75	A	Texas Tech	49 76	232	N	UTSA	57 49	
								259	N	Houston	47 65	
								328	N	Norfolk St.	69 64	
								331	H	South Ala.	66 62	
LAST 12 Division I GAMES:												
232	N	UTSA	57 49	188	A	Louisiana Tech	62 80					
259	N	Houston	47 65	331	H	South Ala.	66 62					
75	A	Texas Tech	49 76	38	A	Tulane	44 77					
				328	N	Norfolk St.	69 64					
				59	N	Youngstown St.	50 51					
				47	A	Arkansas	52 63					

Non-Div I Games: Southern-N.O. 87 84

Nicholls St.

■ Loss,
 ■ Non-Conf,
 ■ S Site,
 ■ H Home
 ■ A Away
 N Neutral

Average RPI Win:	267	WON-LOST	WINNING	LAST 10	STRENGTH OF	OPP. STRENGTH	TEAM	ADJ.	CONF.	ADJ CONF.
Average RPI Loss:	168	RECORD	PCT. RANK	GAMES	SCHEDULE	OF SCHEDULE	RPI	RPI	RPI	RPI
DIV. I ONLY	2- 8	292	2- 8	314	141	328	328	33	33	
DIV. I NON-CONF.	1- 8	319	1- 8	280	161	325	325	31	31	
TOTALS	RPI 1-25	RPI 26-50	W-L RECORDS	RPI 51-100	RPI 101-150	RPI 150+				
2- 8	0- 0	0- 0	OVERALL	0- 1	0- 2	2- 5				
1- 3	0- 0	0- 0	HOME	0- 0	0- 2	1- 1				
1- 3	0- 0	0- 0	AWAY	0- 1	0- 0	1- 2				
0- 2	0- 0	0- 0	NEUTRAL	0- 0	0- 0	0- 2				
1- 8	0- 0	0- 0	NON-CONFERENCE	0- 1	0- 2	1- 5				
0- 3	0- 0	0- 0	HOME	0- 0	0- 2	0- 1				
1- 3	0- 0	0- 0	AWAY	0- 1	0- 0	1- 2				
0- 2	0- 0	0- 0	NEUTRAL	0- 0	0- 0	0- 2				
1- 0	0- 0	0- 0	CONFERENCE	0- 0	0- 0	1- 0				
1- 0	0- 0	0- 0	HOME	0- 0	0- 0	1- 0				
0- 0	0- 0	0- 0	AWAY	0- 0	0- 0	0- 0				
0- 0	0- 0	0- 0	NEUTRAL	0- 0	0- 0	0- 0				

RPI 1-25			RPI 26-50			RPI 51-100			RPI 101+			Team's RPI: 328
RPI	S	Opponent	Score	RPI	S	Opponent	Score	RPI	S	Opponent	Score	
						79 A East Carolina	36 65			103 H Marshall	71 73	
										110 H Hofstra	47 64	
										170 H Morehead St.	66 83	
										187 A Virginia Tech	49 60	
										206 N Nicholls St.	64 69	
										226 A Tennessee St.	65 58	
										244 A Radford	65 74	
										247 N Holy Cross	62 63	
										308 H Morgan St.	68 63	
LAST 12 Division I GAMES:												
247 N		Holy Cross	62 63	110 H		Hofstra	47 64					
79 A		East Carolina	36 65	244 A		Radford	65 74					
103 H		Marshall	71 73	187 A		Virginia Tech	49 60					
308 H		Morgan St.	68 63	170 H		Morehead St.	66 83					
206 N		Nicholls St.	64 69									
226 A		Tennessee St.	65 58									

Non-Div I Games:

Norfolk St.

Average RPI Win:	132	WON-LOST	WINNING	LAST 10	STRENGTH OF	OPP. STRENGTH	TEAM	ADJ.	CONF.	ADJ CONF.
Average RPI Loss:	33	RECORD	PCT. RANK	GAMES	SCHEDULE	OF SCHEDULE	RPI	RPI	RPI	RPI
DIV. I ONLY	11- 1	10	9- 1	31	65	13	13	2	2	
DIV. I NON-CONF.	11- 1	9	11- 1	34	67	14	14	2	2	
TOTALS	RPI 1-25	RPI 26-50	W-L RECORDS	RPI 51-100	RPI 101-150	RPI 150+				
11- 1	0- 0	0- 1	OVERALL	5- 0	3- 0	3- 0				
4- 1	0- 0	0- 1	HOME	1- 0	2- 0	1- 0				
3- 0	0- 0	0- 0	AWAY	1- 0	1- 0	1- 0				
4- 0	0- 0	0- 0	NEUTRAL	3- 0	0- 0	1- 0				
11- 1	0- 0	0- 1	NON-CONFERENCE	5- 0	3- 0	3- 0				
4- 1	0- 0	0- 1	HOME	1- 0	2- 0	1- 0				
3- 0	0- 0	0- 0	AWAY	1- 0	1- 0	1- 0				
4- 0	0- 0	0- 0	NEUTRAL	3- 0	0- 0	1- 0				
0- 0	0- 0	0- 0	CONFERENCE	0- 0	0- 0	0- 0				
0- 0	0- 0	0- 0	HOME	0- 0	0- 0	0- 0				
0- 0	0- 0	0- 0	AWAY	0- 0	0- 0	0- 0				
0- 0	0- 0	0- 0	NEUTRAL	0- 0	0- 0	0- 0				

RPI S	Opponent	Score	RPI S	Opponent	Score	RPI S	Opponent	Score	RPI S	Opponent	Score
33	H Oregon St.	55 70	51	N Stanford	70 54	108	H Oklahoma St.	79 77			
			52	A Rutgers	96 93	119	H Appalachian St.	84 52			
			77	H UCLA	84 68	140	A Hawaii	74 65			
			86	N Elon	85 67	204	A Oregon	76 59			
			94	N Maine	65 36	207	N Prairie View	81 45			
						309	H Howard	83 49			
LAST 12 Division I GAMES:											
33	H Oregon St.	55 70	86	N Elon	85 67						
119	H Appalachian St.	84 52	94	N Maine	65 36						
52	A Rutgers	96 93	204	A Oregon	76 59						
140	A Hawaii	74 65	108	H Oklahoma St.	79 77						
207	N Prairie View	81 45	77	H UCLA	84 68						
51	N Stanford	70 54	309	H Howard	83 49						

Non-Div I Games:

North Carolina

North Carolina State				Through Games Of Dec. 15, 1911						
Average RPI Win:	183	WON-LOST	WINNING	LAST 10	STRENGTH OF	OPP. STRENGTH	TEAM	ADJ.	CONF.	ADJ CONF.
Average RPI Loss:	34	RECORD	PCT. RANK	GAMES	SCHEDULE	OF SCHEDULE	RPI	RPI	RPI	RPI
DIV. I ONLY	9- 3	57	7- 3	116	62	69	69	2	2	
DIV. I NON-CONF.	9- 3	58	9- 3	122	64	70	70	2	2	

TOTALS	RPI 1-25	RPI 26-50		W-L RECORDS		RPI 51-100	RPI 101-150	RPI 150+		
9- 3	0- 0	0- 3		OVERALL		2- 0	2- 0	5- 0		
7- 1	0- 0	0- 1		HOME		1- 0	2- 0	4- 0		
1- 1	0- 0	0- 0		AWAY		0- 0	0- 0	1- 0		
1- 1	0- 0	0- 1		NEUTRAL		1- 0	0- 0	0- 0		
9- 3	0- 0	0- 3		NON-CONFERENCE		2- 0	2- 0	5- 0		
7- 1	0- 0	0- 1		HOME		1- 0	2- 0	4- 0		
1- 1	0- 0	0- 1		AWAY		0- 0	0- 0	1- 0		
1- 1	0- 0	0- 1		NEUTRAL		1- 0	0- 0	0- 0		
0- 0	0- 0	0- 0		CONFERENCE		0- 0	0- 0	0- 0		
0- 0	0- 0	0- 0		HOME		0- 0	0- 0	0- 0		
0- 0	0- 0	0- 0		AWAY		0- 0	0- 0	0- 0		
0- 0	0- 0	0- 0		NEUTRAL		0- 0	0- 0	0- 0		

RPI 1-25				RPI 26-50				RPI 51-100				Team's RPI: 69				RPI 101+			
RPI	S	Opponent	Score	RPI	S	Opponent	Score	RPI	S	Opponent	Score	RPI	S	Opponent	Score	RPI	S	Opponent	Score
				27	N	George Washington	66 74	75	N	Texas Tech	75 42	106	H	Liberty	67 64				
				37	H	Minnesota	55 60	86	H	Elon	84 51					147	H	High Point	66 62
				38	A	Tulane	51 60									171	H	Davidson	82 66
																200	A	Charlotte	70 63
																226	H	Tennessee St.	84 55
																295	H	Coppin St.	81 61
																341	H	Mt. St. Mary's	85 60
LAST 12 Division I GAMES:																			
				341	H	Mt. St. Mary's	85 60	171	H	Davidson	82 66								
				86	H	Elon	84 51	106	H	Liberty	67 64								
				37	H	Minnesota	55 60	147	H	High Point	66 62								
				75	N	Texas Tech	75 42	200	A	Charlotte	70 63								
				27	N	George Washington	66 74	295	H	Coppin St.	81 61								
				38	A	Tulane	51 60	226	H	Tennessee St.	84 55								

Non-Div I Games:

North Carolina St.

Loss, Non-Conf, S Site, H Home A Away N Neutral

North Dakota

Through Games Of Dec. 28, 2014

Average RPI Win:	281	WON-LOST	WINNING	LAST 10	STRENGTH OF	OPP. STRENGTH	TEAM	ADJ.	CONF.	ADJ CONF.
Average RPI Loss:	64	RECORD	PCT. RANK	GAMES	SCHEDULE	OF SCHEDULE	RPI	RPI	RPI	RPI
DIV. I ONLY	6- 4	120	5- 3	139	280	87	87	18	18	
DIV. I NON-CONF.	6- 4	123	6- 4	144	280	90	90	19	19	
TOTALS	RPI 1-25	RPI 26-50	W-L RECORDS	RPI 51-100	RPI 101-150	RPI 150+				
6- 4	0- 0	0- 1	OVERALL	0- 3	0- 0	6- 0				
1- 1	0- 0	0- 1	HOME	0- 0	0- 0	1- 0				
4- 3	0- 0	0- 0	AWAY	0- 3	0- 0	4- 0				
1- 0	0- 0	0- 0	NEUTRAL	0- 0	0- 0	1- 0				
6- 4	0- 0	0- 1	NON-CONFERENCE	0- 3	0- 0	6- 0				
1- 1	0- 0	0- 1	HOME	0- 0	0- 0	1- 0				
4- 3	0- 0	0- 0	AWAY	0- 3	0- 0	4- 0				
1- 0	0- 0	0- 0	NEUTRAL	0- 0	0- 0	1- 0				
0- 0	0- 0	0- 0	CONFERENCE	0- 0	0- 0	0- 0				
0- 0	0- 0	0- 0	HOME	0- 0	0- 0	0- 0				
0- 0	0- 0	0- 0	AWAY	0- 0	0- 0	0- 0				
0- 0	0- 0	0- 0	NEUTRAL	0- 0	0- 0	0- 0				

RPI 1-25				RPI 26-50				RPI 51-100				Team's RPI: 87				RPI 101+			
RPI	S	Opponent	Score	RPI	S	Opponent	Score	RPI	S	Opponent	Score	RPI	S	Opponent	Score	RPI	S	Opponent	Score
				37	H	Minnesota	55 68	60	A	South Dakota	81 86	222	A	Towson	54 52				
								62	A	Colorado	59 68	233	A	Western Ill.	85 77				
								96	A	Clemson	67 72	288	H	Milwaukee	83 76				
												311	A	North Dakota St.	90 87				
												315	N	St. Francis Brooklyn	70 63				
												317	A	Omaha	72 52				
LAST 12 Division I GAMES:																			
				37	H	Minnesota	55 68	60	A	South Dakota	81 86								
				311	A	North Dakota St.	90 87	96	A	Clemson	67 72								
				233	A	Western Ill.	85 77	288	H	Milwaukee	83 76								
				317	A	Omaha	72 52	62	A	Colorado	59 68								
				222	A	Towson	54 52												
				315	N	St. Francis Brooklyn	70 63												

Non-Div I Games: Dickinson St. 88 40 Mayville St. 98 54

North Dakota

Loss, Non-Conf, S Site, H Home A Away N Neutral

Average RPI Win:	248	WON-LOST	WINNING	LAST 10	STRENGTH OF	OPP. STRENGTH	TEAM	ADJ.	CONF.	ADJ CONF.
Average RPI Loss:	190	RECORD	PCT. RANK	GAMES	SCHEDULE	OF SCHEDULE	RPI	RPI	RPI	RPI
DIV. I ONLY	3- 8	264	2- 7	301	249	311	311	25	25	
DIV. I NON-CONF.	3- 8	264	3- 8	304	248	312	312	25	25	
TOTALS	RPI 1-25	RPI 26-50	W-L RECORDS	RPI 51-100	RPI 101-150	RPI 150+				
3- 8	0- 0	0- 1	OVERALL	0- 1	0- 2	3- 4				
1- 2	0- 0	0- 0	HOME	0- 1	0- 0	1- 1				
0- 6	0- 0	0- 1	AWAY	0- 0	0- 2	0- 3				
2- 0	0- 0	0- 0	NEUTRAL	0- 0	0- 0	2- 0				
3- 8	0- 0	0- 1	NON-CONFERENCE	0- 1	0- 2	3- 4				
1- 2	0- 0	0- 0	HOME	0- 1	0- 0	1- 1				
0- 6	0- 0	0- 1	AWAY	0- 0	0- 2	0- 3				
2- 0	0- 0	0- 0	NEUTRAL	0- 0	0- 0	2- 0				
0- 0	0- 0	0- 0	CONFERENCE	0- 0	0- 0	0- 0				
0- 0	0- 0	0- 0	HOME	0- 0	0- 0	0- 0				
0- 0	0- 0	0- 0	AWAY	0- 0	0- 0	0- 0				
0- 0	0- 0	0- 0	NEUTRAL	0- 0	0- 0	0- 0				

RPI S	Opponent	Score	RPI S	Opponent	Score	RPI S	Opponent	Score	RPI S	Opponent	Score	Team's RPI: 311
			35 A	Mississippi St.	58 109	87 H	North Dakota	87 90	102 A	UNI	41 56	
									133 A	Western Mich.	59 74	
									213 N	Northeastern	79 72	
									235 A	Cal St. Fullerton	79 86	
									239 N	NJIT	60 48	
									288 H	Milwaukee	73 77	
									292 H	Kent St.	74 68	
									307 A	New Mexico St.	59 79	
									333 A	Grand Canyon	54 69	
LAST 12 Division I GAMES:												
			87 H	North Dakota	87 90	333 A	Grand Canyon	54 69				
			35 A	Mississippi St.	58 109	235 A	Cal St. Fullerton	79 86				
			239 N	NJIT	60 48	307 A	New Mexico St.	59 79				
			213 N	Northeastern	79 72	102 A	UNI	41 56				
			133 A	Western Mich.	59 74	292 H	Kent St.	74 68				
			288 H	Milwaukee	73 77							

Non-Div I Games: Mayville St. 83 66

North Dakota St.

Non-Conference				Through Games Of Dec. 15, 1911						
Average RPI Win:	268	WON-LOST	WINNING	LAST 10	STRENGTH OF	OPP. STRENGTH	TEAM	ADJ.	CONF.	ADJ CONF.
Average RPI Loss:	162	RECORD	PCT. RANK	GAMES	SCHEDULE	OF SCHEDULE	RPI	RPI	RPI	RPI
DIV. I ONLY	5- 6	180	5- 4	178	278	165	165	12	12	
DIV. I NON-CONF.	5- 6	176	5- 5	180	278	167	167	12	12	

TOTALS	RPI 1-25		RPI 26-50		W-L RECORDS		RPI 51-100		RPI 101-150	RPI 150+
5- 6	0- 1		0- 0		OVERALL		0- 0		0- 1	5- 4
2- 1	0- 0		0- 0		HOME		0- 0		0- 0	2- 1
2- 5	0- 1		0- 0		AWAY		0- 0		0- 1	2- 3
1- 0	0- 0		0- 0		NEUTRAL		0- 0		0- 0	1- 0
5- 6	0- 1		0- 0		NON-CONFERENCE		0- 0		0- 1	5- 4
2- 1	0- 0		0- 0		HOME		0- 0		0- 0	2- 1
2- 5	0- 1		0- 0		AWAY		0- 0		0- 1	2- 3
1- 0	0- 0		0- 0		NEUTRAL		0- 0		0- 0	1- 0
0- 0	0- 0		0- 0		CONFERENCE		0- 0		0- 0	0- 0
0- 0	0- 0		0- 0		HOME		0- 0		0- 0	0- 0
0- 0	0- 0		0- 0		AWAY		0- 0		0- 0	0- 0
0- 0	0- 0		0- 0		NEUTRAL		0- 0		0- 0	0- 0

[illegible]

Non-Div I Games:	Thomas (GA)	54	39	Edward Waters	62	57
------------------	-------------	----	----	---------------	----	----

North Florida

■ Loss, ■ Non-Conf, S Site, H Home A Away N Neutral

North Texas

Through Games Of Dec. 28, 2014

Average RPI Win:	347	WON-LOST	WINNING	LAST 10	STRENGTH OF	OPP. STRENGTH	TEAM	ADJ.	CONF.	ADJ CONF.
Average RPI Loss:	201	RECORD	PCT. RANK	GAMES	SCHEDULE	OF SCHEDULE	RPI	RPI	RPI	RPI
DIV. I ONLY	1- 9	326	1- 9	322	292	346	346	22	22	
DIV. I NON-CONF.	1- 9	326	1- 9	324	293	345	345	23	23	
TOTALS	RPI 1-25	RPI 26-50	W-L RECORDS	RPI 51-100	RPI 101-150	RPI 150+				
1- 9	0- 0	0- 0	OVERALL	0- 1	0- 1	1- 7				
0- 7	0- 0	0- 0	HOME	0- 1	0- 0	0- 6				
1- 2	0- 0	0- 0	AWAY	0- 0	0- 1	1- 1				
0- 0	0- 0	0- 0	NEUTRAL	0- 0	0- 0	0- 0				
1- 9	0- 0	0- 0	NON-CONFERENCE	0- 1	0- 1	1- 7				
0- 7	0- 0	0- 0	HOME	0- 1	0- 0	0- 6				
1- 2	0- 0	0- 0	AWAY	0- 0	0- 1	1- 1				
0- 0	0- 0	0- 0	NEUTRAL	0- 0	0- 0	0- 0				
0- 0	0- 0	0- 0	CONFERENCE	0- 0	0- 0	0- 0				
0- 0	0- 0	0- 0	HOME	0- 0	0- 0	0- 0				
0- 0	0- 0	0- 0	AWAY	0- 0	0- 0	0- 0				
0- 0	0- 0	0- 0	NEUTRAL	0- 0	0- 0	0- 0				

RPI 1-25				RPI 26-50				RPI 51-100				RPI 101+				Team's RPI: 346	
RPI	S	Opponent	Score	RPI	S	Opponent	Score	RPI	S	Opponent	Score	RPI	S	Opponent	Score		
								81	H	Oklahoma	39	68	132	A	San Francisco	42	60
												162	H	Massachusetts	46	56	
												164	H	Northern Colo.	48	53	
												167	A	SMU	55	62	
												190	H	Texas-Arlington	38	46	
												259	H	Houston	42	46	
												316	H	Eastern Ill.	57	59	
												340	H	Denver	55	63	
												347	A	UMKC	65	47	
LAST 12 Division I GAMES:																	
316	H	Eastern Ill.	57	59	340	H	Denver	55	63								
162	H	Massachusetts	46	56	190	H	Texas-Arlington	38	46								
164	H	Northern Colo.	48	53	132	A	San Francisco	42	60								
259	H	Houston	42	46	347	A	UMKC	65	47								
					81	H	Oklahoma	39	68								
					167	A	SMU	55	62								

Non-Div I Games:

North Texas

 Loss,
 Non-Conf,
 S Site,
 H Home
 A Away
N Neutral

Northeastern

Through Games Of Dec. 28, 2014

Average RPI Win:	174	WON-LOST	WINNING	LAST 10	STRENGTH OF	OPP. STRENGTH	TEAM	ADJ.	CONF.	ADJ CONF.
Average RPI Loss:	160	RECORD	PCT. RANK	GAMES	SCHEDULE	OF SCHEDULE	RPI	RPI	RPI	RPI
DIV. I ONLY	3- 6	238	0- 1	135	264	213	213	11	11	
DIV. I NON-CONF.	3- 6	238	0- 1	142	262	215	215	11	11	
TOTALS	RPI 1-25	RPI 26-50	W-L RECORDS	RPI 51-100	RPI 101-150	RPI 150+				
3- 6	0- 0	0- 0	OVERALL	0- 2	2- 1	1- 3				
2- 1	0- 0	0- 0	HOME	0- 0	1- 0	1- 1				
1- 4	0- 0	0- 0	AWAY	0- 2	1- 1	0- 1				
0- 1	0- 0	0- 0	NEUTRAL	0- 0	0- 0	0- 1				
3- 6	0- 0	0- 0	NON-CONFERENCE	0- 2	2- 1	1- 3				
2- 1	0- 0	0- 0	HOME	0- 0	1- 0	1- 1				
1- 4	0- 0	0- 0	AWAY	0- 2	1- 1	0- 1				
0- 1	0- 0	0- 0	NEUTRAL	0- 0	0- 0	0- 1				
0- 0	0- 0	0- 0	CONFERENCE	0- 0	0- 0	0- 0				
0- 0	0- 0	0- 0	HOME	0- 0	0- 0	0- 0				
0- 0	0- 0	0- 0	AWAY	0- 0	0- 0	0- 0				
0- 0	0- 0	0- 0	NEUTRAL	0- 0	0- 0	0- 0				

RPI 1-25			RPI 26-50			RPI 51-100			RPI 101+			Team's RPI: 213
RPI	S	Opponent	Score	RPI	S	Opponent	Score	RPI	S	Opponent	Score	
						52	A Rutgers	60	74	111	A Albany (NY)	70 67
						94	A Maine	51	60	112	A Harvard	65 67
										135	H Marist	58 51
										174	H New Hampshire	62 63
										218	A Fla. Atlantic	74 81
										275	H Boston U.	75 74
										311	N North Dakota St.	72 79
LAST 12 Division I GAMES:												
218	A	Fla. Atlantic	74	81	174	H	New Hampshire	62	63			
111	A	Albany (NY)	70	67	112	A	Harvard	65	67			
275	H	Boston U.	75	74	94	A	Maine	51	60			
					311	N	North Dakota St.	72	79			
					135	H	Marist	58	51			
					52	A	Rutgers	60	74			

Non-Div I Games:

Northeastern

■ Loss,
 ■ Non-Conf, S Site,
 ■ Home
 ■ Away
 N Neutral

Average RPI Win:	300	WON-LOST	WINNING	LAST 10	STRENGTH OF	OPP. STRENGTH	TEAM	ADJ.	CONF.	ADJ CONF.
Average RPI Loss:	187	RECORD	PCT. RANK	GAMES	SCHEDULE	OF SCHEDULE	RPI	RPI	RPI	RPI
DIV. I ONLY	3- 6	238	2- 6	325	225	330	330	18	18	
DIV. I NON-CONF.	3- 6	238	3- 6	327	224	329	329	19	19	
TOTALS	RPI 1-25	RPI 26-50	W-L RECORDS	RPI 51-100	RPI 101-150	RPI 150+				
3- 6	0- 0	0- 0	OVERALL	0- 1	0- 1	3- 4				
3- 2	0- 0	0- 0	HOME	0- 1	0- 1	3- 0				
0- 4	0- 0	0- 0	AWAY	0- 0	0- 0	0- 4				
0- 0	0- 0	0- 0	NEUTRAL	0- 0	0- 0	0- 0				
3- 6	0- 0	0- 0	NON-CONFERENCE	0- 1	0- 1	3- 4				
3- 2	0- 0	0- 0	HOME	0- 1	0- 1	3- 0				
0- 4	0- 0	0- 0	AWAY	0- 0	0- 0	0- 4				
0- 0	0- 0	0- 0	NEUTRAL	0- 0	0- 0	0- 0				
0- 0	0- 0	0- 0	CONFERENCE	0- 0	0- 0	0- 0				
0- 0	0- 0	0- 0	HOME	0- 0	0- 0	0- 0				
0- 0	0- 0	0- 0	AWAY	0- 0	0- 0	0- 0				
0- 0	0- 0	0- 0	NEUTRAL	0- 0	0- 0	0- 0				

RPI 1-25			RPI 26-50			RPI 51-100			RPI 101+			Team's RPI: 330
RPI	S	Opponent	Score	RPI	S	Opponent	Score	RPI	S	Opponent	Score	
						73 H CSUN	71 77	126 H		Pepperdine	63 66	
								190 A		Texas-Arlington	62 80	
								204 A		Oregon	47 59	
								225 A		New Mexico	37 56	
								266 H		UC Irvine	66 35	
								294 H		Loyola Marymount	82 64	
								304 A		UTEP	58 82	
								339 H		UC Santa Barbara	67 49	
LAST 12 Division I GAMES:												
225 A		New Mexico	37 56	190 A		Texas-Arlington	62 80					
73 H		CSUN	71 77	339 H		UC Santa Barbara	67 49					
126 H		Pepperdine	63 66	304 A		UTEP	58 82					
204 A		Oregon	47 59	266 H		UC Irvine	66 35					
294 H		Loyola Marymount	82 64									

Non-Div I Games: Western N.M. 54 58 Fort Lewis 61 43

Northern Ariz.

Loss, Non-Conf, S Site, H Home A Away N Neutral

Average RPI Win:	301	WON-LOST	WINNING	LAST 10	STRENGTH OF	OPP. STRENGTH	TEAM	ADJ.	CONF.	ADJ CONF.
Average RPI Loss:	74	RECORD	PCT. RANK	GAMES	SCHEDULE	OF SCHEDULE	RPI	RPI	RPI	RPI
DIV. I ONLY	5- 5	153	4- 5	252	145	164	164	18	18	
DIV. I NON-CONF.	5- 5	152	5- 5	252	145	166	166	19	19	
TOTALS	RPI 1-25	RPI 26-50	W-L RECORDS	RPI 51-100	RPI 101-150	RPI 150+				
5- 5	0- 2	0- 1	OVERALL	0- 1	0- 0	5- 1				
2- 1	0- 0	0- 0	HOME	0- 1	0- 0	2- 0				
3- 4	0- 2	0- 1	AWAY	0- 0	0- 0	3- 1				
0- 0	0- 0	0- 0	NEUTRAL	0- 0	0- 0	0- 0				
5- 5	0- 2	0- 1	NON-CONFERENCE	0- 1	0- 0	5- 1				
2- 1	0- 0	0- 0	HOME	0- 1	0- 0	2- 0				
3- 4	0- 2	0- 1	AWAY	0- 0	0- 0	3- 1				
0- 0	0- 0	0- 0	NEUTRAL	0- 0	0- 0	0- 0				
0- 0	0- 0	0- 0	CONFERENCE	0- 0	0- 0	0- 0				
0- 0	0- 0	0- 0	HOME	0- 0	0- 0	0- 0				
0- 0	0- 0	0- 0	AWAY	0- 0	0- 0	0- 0				
0- 0	0- 0	0- 0	NEUTRAL	0- 0	0- 0	0- 0				

RPI 1-25				RPI 26-50				RPI 51-100				RPI 101+ Team's RPI: 164			
RPI	S	Opponent	Score	RPI	S	Opponent	Score	RPI	S	Opponent	Score	RPI	S	Opponent	Score
6	A	Nebraska	56 63	32	A	South Fla.	43 84	57	H	South Dakota St.	48 71	167	A	SMU	57 44
22	A	FGCU	56 69									254	A	Utah St.	61 65
												317	A	Omaha	67 58
												333	H	Grand Canyon	66 47
												344	H	Air Force	76 35
												346	A	North Texas	53 48
LAST 12 Division I GAMES:															
254	A	Utah St.	61 65	22	A	FGCU	56 69	32	A	South Fla.	43 84	167	A	SMU	57 44
333	H	Grand Canyon	66 47												
57	H	South Dakota St.	48 71	346	A	North Texas	53 48								
344	H	Air Force	76 35												
6	A	Nebraska	56 63												
317	A	Omaha	67 58												

Non-Div I Games: Western St. 85 37

Northern Colo.

■ Loss,
 ■ Non-Conf, S Site,
 ■ Home
 ■ Away
 N Neutral

Average RPI Win:	308	WON-LOST	WINNING	LAST 10	STRENGTH OF	OPP. STRENGTH	TEAM	ADJ.	CONF.	ADJ CONF.
Average RPI Loss:	158	RECORD	PCT. RANK	GAMES	SCHEDULE	OF SCHEDULE	RPI	RPI	RPI	RPI
DIV. I ONLY	3- 6	238	3- 6	326	221	319	319	15	15	
DIV. I NON-CONF.	3- 6	238	3- 6	328	219	321	321	15	15	
TOTALS	RPI 1-25	RPI 26-50	W-L RECORDS	RPI 51-100	RPI 101-150	RPI 150+				
3- 6	0- 0	0- 0	OVERALL	0- 2	0- 2	3- 2				
2- 1	0- 0	0- 0	HOME	0- 0	0- 0	2- 1				
0- 4	0- 0	0- 0	AWAY	0- 1	0- 2	0- 1				
1- 1	0- 0	0- 0	NEUTRAL	0- 1	0- 0	1- 0				
3- 6	0- 0	0- 0	NON-CONFERENCE	0- 2	0- 2	3- 2				
2- 1	0- 0	0- 0	HOME	0- 0	0- 0	2- 1				
0- 4	0- 0	0- 0	AWAY	0- 1	0- 2	0- 1				
1- 1	0- 0	0- 0	NEUTRAL	0- 1	0- 0	1- 0				
0- 0	0- 0	0- 0	CONFERENCE	0- 0	0- 0	0- 0				
0- 0	0- 0	0- 0	HOME	0- 0	0- 0	0- 0				
0- 0	0- 0	0- 0	AWAY	0- 0	0- 0	0- 0				
0- 0	0- 0	0- 0	NEUTRAL	0- 0	0- 0	0- 0				

RPI 1-25			RPI 26-50			RPI 51-100			RPI 101+			Team's RPI: 319
RPI	S	Opponent	Score	RPI	S	Opponent	Score	RPI	S	Opponent	Score	
						57 N South Dakota St.	42 55	102 A UNI			42 51	
						93 A Missouri	44 47	137 A Ill.-Chicago			47 61	
								240 H Valparaiso			50 65	
								258 H SIUE			69 47	
								316 A Eastern Ill.			46 55	
								318 H Illinois St.			55 51	
								348 N Delaware St.			79 59	
LAST 12 Division I GAMES:												
						57 N South Dakota St.	42 55	102 A UNI			42 51	
						316 A Eastern Ill.	46 55	258 H SIUE			69 47	
						240 H Valparaiso	50 65	93 A Missouri			44 47	
						137 A Ill.-Chicago	47 61	348 N Delaware St.			79 59	
						318 H Illinois St.	55 51					

Non-Div I Games:

Northern Ill.

Average RPI Win: 268	WON-LOST	WINNING	LAST 10	STRENGTH OF	OPP. STRENGTH	TEAM	ADJ.	CONF.	ADJ CONF.
Average RPI Loss: 130	RECORD	PCT. RANK	GAMES	SCHEDULE	OF SCHEDULE	RPI	RPI	RPI	RPI
DIV. I ONLY	7- 5	133	6- 4	302	213	202	202	12	12
DIV. I NON-CONF.	7- 5	134	7- 5	305	211	200	200	12	12

TOTALS	RPI 1-25	RPI 26-50	W-L RECORDS	RPI 51-100	RPI 101-150	RPI 150+			
7- 5	0- 1	0- 0	OVERALL	0- 1	1- 1	6- 2			
1- 2	0- 0	0- 0	HOME	0- 0	0- 1	1- 1			
2- 3	0- 1	0- 0	AWAY	0- 1	0- 0	2- 1			
4- 0	0- 0	0- 0	NEUTRAL	0- 0	1- 0	3- 0			
7- 5	0- 1	0- 0	NON-CONFERENCE	0- 1	1- 1	6- 2			
1- 2	0- 0	0- 0	HOME	0- 0	0- 1	1- 1			
2- 3	0- 1	0- 0	AWAY	0- 1	0- 0	2- 1			
4- 0	0- 0	0- 0	NEUTRAL	0- 0	1- 0	3- 0			
0- 0	0- 0	0- 0	CONFERENCE	0- 0	0- 0	0- 0			
0- 0	0- 0	0- 0	HOME	0- 0	0- 0	0- 0			
0- 0	0- 0	0- 0	AWAY	0- 0	0- 0	0- 0			
0- 0	0- 0	0- 0	NEUTRAL	0- 0	0- 0	0- 0			

RPI 1-25				RPI 26-50				RPI 51-100				RPI 101+ Team's RPI: 202			
RPI	S	Opponent	Score	RPI	S	Opponent	Score	RPI	S	Opponent	Score	RPI	S	Opponent	Score
3	A	Kentucky	64 82					70	A	Akron	49 82	104	H	Ohio	38 77
												146	N	Delaware	63 58
												183	A	Marquette	77 68
												219	H	Loyola Chicago	38 45
												253	A	IPFW	59 65
												262	N	UNC Greensboro	66 58
												283	H	Cincinnati	66 52
												318	A	Illinois St.	59 48
												333	N	Grand Canyon	52 45
												348	N	Delaware St.	76 55
LAST 12 Division I GAMES:															
146	N	Delaware	63 58	283	H	Cincinnati	66 52								
104	H	Ohio	38 77	183	A	Marquette	77 68								
219	H	Loyola Chicago	38 45	253	A	IPFW	59 65								
318	A	Illinois St.	59 48	3	A	Kentucky	64 82								
70	A	Akron	49 82	262	N	UNC Greensboro	66 58								
348	N	Delaware St.	76 55	333	N	Grand Canyon	52 45								

Non-Div I Games:

Northern Ky.

■ Loss,
■ Non-Conf, S Site,
■ Home
■ Away
N Neutral

Northwestern

Through Games Of Dec. 28, 2014

Average RPI Win:	187	WON-LOST	WINNING	LAST 10	STRENGTH OF	OPP. STRENGTH	TEAM	ADJ.	CONF.	ADJ CONF.
Average RPI Loss:	10	RECORD	PCT. RANK	GAMES	SCHEDULE	OF SCHEDULE	RPI	RPI	RPI	RPI
DIV. I ONLY	11- 1	10	9- 1	171	69	29	29	1	1	
DIV. I NON-CONF.	10- 1	16	10- 1	198	92	43	43	1	1	
TOTALS	RPI 1-25	RPI 26-50	W-L RECORDS	RPI 51-100	RPI 101-150	RPI 150+				
11- 1	0- 1	1- 0	OVERALL	2- 0	2- 0	6- 0				
5- 0	0- 0	1- 0	HOME	1- 0	1- 0	2- 0				
5- 1	0- 1	0- 0	AWAY	1- 0	1- 0	3- 0				
1- 0	0- 0	0- 0	NEUTRAL	0- 0	0- 0	1- 0				
10- 1	0- 1	1- 0	NON-CONFERENCE	1- 0	2- 0	6- 0				
5- 0	0- 0	1- 0	HOME	1- 0	1- 0	2- 0				
4- 1	0- 1	0- 0	AWAY	0- 0	1- 0	3- 0				
1- 0	0- 0	0- 0	NEUTRAL	0- 0	0- 0	1- 0				
1- 0	0- 0	0- 0	CONFERENCE	1- 0	0- 0	0- 0				
0- 0	0- 0	0- 0	HOME	0- 0	0- 0	0- 0				
1- 0	0- 0	0- 0	AWAY	1- 0	0- 0	0- 0				
0- 0	0- 0	0- 0	NEUTRAL	0- 0	0- 0	0- 0				

RPI 1-25				RPI 26-50				Team's RPI: 29				RPI 51-100				RPI 101+			
RPI	S	Opponent	Score	RPI	S	Opponent	Score	RPI	S	Opponent	Score	RPI	S	Opponent	Score	RPI	S	Opponent	Score
10	A	Arizona St.	75 88	48	H	Gonzaga	62 43	66	H	Hampton	62 36	109	A	DePaul	97 91				
								76	A	Michigan St.	61 57	137	H	Ill.-Chicago	61 40				
												187	A	Virginia Tech	70 45				
												219	H	Loyola Chicago	70 33				
												270	A	UNLV	88 84				
												292	H	Kent St.	72 54				
												316	N	Eastern Ill.	92 44				
												334	A	Chicago St.	102 48				
LAST 12 Division I GAMES:																			
76	A	Michigan St.	61 57	10	A	Arizona St.	75 88	316	N	Eastern Ill.	92 44	270	A	UNLV	88 84				
109	A	DePaul	97 91	48	H	Gonzaga	62 43	219	H	Loyola Chicago	70 33	187	A	Virginia Tech	70 45				
137	H	Ill.-Chicago	61 40	66	H	Hampton	62 36												
292	H	Kent St.	72 54	76	A	Michigan St.	61 57												
66	H	Hampton	62 36																
334	A	Chicago St.	102 48																

Non-Div I Games:

Northwestern

■ Loss,
 ■ Non-Conf, S Site,
 ■ Home
 ■ Away
 N Neutral

Average RPI Win:	188	WON-LOST	WINNING	LAST 10	STRENGTH OF	OPP. STRENGTH	TEAM	ADJ.	CONF.	ADJ CONF.
Average RPI Loss:	114	RECORD	PCT. RANK	GAMES	SCHEDULE	OF SCHEDULE	RPI	RPI	RPI	RPI
DIV. I ONLY	1- 5	310	1- 5	93	121	243	243	29	29	
DIV. I NON-CONF.	1- 5	307	1- 5	97	119	247	247	29	29	
TOTALS	RPI 1-25	RPI 26-50	W-L RECORDS	RPI 51-100	RPI 101-150	RPI 150+				
1- 5	0- 1	0- 2	OVERALL	0- 0	0- 0	1- 2				
1- 0	0- 0	0- 0	HOME	0- 0	0- 0	1- 0				
0- 5	0- 1	0- 2	AWAY	0- 0	0- 0	0- 2				
0- 0	0- 0	0- 0	NEUTRAL	0- 0	0- 0	0- 0				
1- 5	0- 1	0- 2	NON-CONFERENCE	0- 0	0- 0	1- 2				
1- 0	0- 0	0- 0	HOME	0- 0	0- 0	1- 0				
0- 5	0- 1	0- 2	AWAY	0- 0	0- 0	0- 2				
0- 0	0- 0	0- 0	NEUTRAL	0- 0	0- 0	0- 0				
0- 0	0- 0	0- 0	CONFERENCE	0- 0	0- 0	0- 0				
0- 0	0- 0	0- 0	HOME	0- 0	0- 0	0- 0				
0- 0	0- 0	0- 0	AWAY	0- 0	0- 0	0- 0				
0- 0	0- 0	0- 0	NEUTRAL	0- 0	0- 0	0- 0				

RPI 1-25				RPI 26-50				RPI 51-100				RPI 101+ Team's RPI: 243			
RPI	S	Opponent	Score	RPI	S	Opponent	Score	RPI	S	Opponent	Score	RPI	S	Opponent	Score
20	A	Texas	34 74	34	A	Texas A&M	42 75					178	A	Grambling	41 44
				47	A	Arkansas	30 78					188	H	Louisiana Tech	69 57
												290	A	Jackson St.	61 62
LAST 12 Division I GAMES:															
290	A	Jackson St.	61 62	20	A	Texas	34 74								
				178	A	Grambling	41 44								
				34	A	Texas A&M	42 75								
				47	A	Arkansas	30 78								
				188	H	Louisiana Tech	69 57								

Non-Div I Games: Central Baptist 71 43 LSU-Alexandria 86 58 LeTourneau 78 35 Ark.-Monticello 61 56 Northwestern St.

Average RPI Win:	103	WON-LOST	WINNING	LAST 10	STRENGTH OF	OPP. STRENGTH	TEAM	ADJ.	CONF.	ADJ CONF.
Average RPI Loss:	2	RECORD	PCT. RANK	GAMES	SCHEDULE	OF SCHEDULE	RPI	RPI	RPI	RPI
DIV. I ONLY	12- 1	6	9- 1	9	19	1	1	2	2	
DIV. I NON-CONF.	12- 1	6	11- 1	10	20	2	2	2	2	
TOTALS	RPI 1-25	RPI 26-50	W-L RECORDS	RPI 51-100	RPI 101-150	RPI 150+				
12- 1	0- 1	3- 0	OVERALL	4- 0	2- 0	3- 0				
8- 1	0- 1	3- 0	HOME	1- 0	1- 0	3- 0				
3- 0	0- 0	0- 0	AWAY	2- 0	1- 0	0- 0				
1- 0	0- 0	0- 0	NEUTRAL	1- 0	0- 0	0- 0				
12- 1	0- 1	3- 0	NON-CONFERENCE	4- 0	2- 0	3- 0				
8- 1	0- 1	3- 0	HOME	1- 0	1- 0	3- 0				
3- 0	0- 0	0- 0	AWAY	2- 0	1- 0	0- 0				
1- 0	0- 0	0- 0	NEUTRAL	1- 0	0- 0	0- 0				
0- 0	0- 0	0- 0	CONFERENCE	0- 0	0- 0	0- 0				
0- 0	0- 0	0- 0	HOME	0- 0	0- 0	0- 0				
0- 0	0- 0	0- 0	AWAY	0- 0	0- 0	0- 0				
0- 0	0- 0	0- 0	NEUTRAL	0- 0	0- 0	0- 0				

RPI 1-25				RPI 26-50				RPI 51-100				RPI 101+			
RPI	S	Opponent	Score	RPI	S	Opponent	Score	RPI	S	Opponent	Score	RPI	S	Opponent	Score
2	H	UConn	58 76	26	H	Quinnipiac	112 52	72	H	Chattanooga	88 53	109	A	DePaul	94 93
				41	H	Maryland	92 72	76	A	Michigan St.	71 63	112	H	Harvard	97 43
				44	H	Michigan	70 50	77	A	UCLA	82 67	154	H	Saint Joseph's	64 50
								83	N	Kansas	89 47	189	H	UMass Lowell	105 51
												247	H	Holy Cross	104 29
LAST 12 Division I GAMES:															
154	H	Saint Joseph's	64 50	77	A	UCLA	82 67								
44	H	Michigan	70 50	26	H	Quinnipiac	112 52								
109	A	DePaul	94 93	112	H	Harvard	97 43								
2	H	UConn	58 76	247	H	Holy Cross	104 29								
41	H	Maryland	92 72	72	H	Chattanooga	88 53								
83	N	Kansas	89 47	76	A	Michigan St.	71 63								

Non-Div I Games:

Notre Dame

Average RPI Win:	305	WON-LOST	WINNING	LAST 10	STRENGTH OF	OPP. STRENGTH	TEAM	ADJ.	CONF.	ADJ CONF.
Average RPI Loss:	129	RECORD	PCT. RANK	GAMES	SCHEDULE	OF SCHEDULE	RPI	RPI	RPI	RPI
DIV. I ONLY	4- 6	205	4- 4	275	197	230	230	13	13	
DIV. I NON-CONF.	4- 6	200	4- 6	275	196	233	233	13	13	
TOTALS	RPI 1-25	RPI 26-50	W-L RECORDS	RPI 51-100	RPI 101-150	RPI 150+				
4- 6	0- 0	0- 0	OVERALL	0- 2	0- 2	4- 2				
2- 1	0- 0	0- 0	HOME	0- 0	0- 1	2- 0				
2- 5	0- 0	0- 0	AWAY	0- 2	0- 1	2- 2				
0- 0	0- 0	0- 0	NEUTRAL	0- 0	0- 0	0- 0				
4- 6	0- 0	0- 0	NON-CONFERENCE	0- 2	0- 2	4- 2				
2- 1	0- 0	0- 0	HOME	0- 0	0- 1	2- 0				
2- 5	0- 0	0- 0	AWAY	0- 2	0- 1	2- 2				
0- 0	0- 0	0- 0	NEUTRAL	0- 0	0- 0	0- 0				
0- 0	0- 0	0- 0	CONFERENCE	0- 0	0- 0	0- 0				
0- 0	0- 0	0- 0	HOME	0- 0	0- 0	0- 0				
0- 0	0- 0	0- 0	AWAY	0- 0	0- 0	0- 0				
0- 0	0- 0	0- 0	NEUTRAL	0- 0	0- 0	0- 0				

RPI 1-25				RPI 26-50				RPI 51-100				RPI 101+				Team's RPI: 230	
RPI	S	Opponent	Score	RPI	S	Opponent	Score	RPI	S	Opponent	Score	RPI	S	Opponent	Score		
								76	A	Michigan St.	64	79	101	H	Indiana	61	88
								84	A	Central Mich.	69	74	134	A	Miami (FL)	53	66
													182	A	Ball St.	50	75
													198	A	UCF	65	98
													253	A	IPFW	92	84
													293	H	Miami (OH)	65	51
													334	H	Chicago St.	66	40
													338	A	A&M-Corpus Christi	61	54
LAST 12 Division I GAMES:																	
				253	A	IPFW	92	84		84	A	Central Mich.	69	74			
				101	H	Indiana	61	88		334	H	Chicago St.	66	40			
				338	A	A&M-Corpus Christi	61	54		198	A	UCF	65	98			
				182	A	Ball St.	50	75		134	A	Miami (FL)	53	66			
				293	H	Miami (OH)	65	51									
				76	A	Michigan St.	64	79									

Non-Div I Games: Concordia (MI) 109 62 Rochester College 96 38

Oakland

Average RPI Win:	238	WON-LOST	WINNING	LAST 10	STRENGTH OF	OPP. STRENGTH	TEAM	ADJ.	CONF.	ADJ CONF.
Average RPI Loss:	44	RECORD	PCT. RANK	GAMES	SCHEDULE	OF SCHEDULE	RPI	RPI	RPI	RPI
DIV. I ONLY	8- 2	48	8- 2	206	244	104	104	15	15	
DIV. I NON-CONF.	8- 2	48	8- 2	208	244	107	107	15	15	
TOTALS	RPI 1-25	RPI 26-50	W-L RECORDS	RPI 51-100	RPI 101-150	RPI 150+				
8- 2	0- 1	0- 0	OVERALL	0- 1	0- 0	8- 0				
4- 2	0- 1	0- 0	HOME	0- 1	0- 0	4- 0				
2- 0	0- 0	0- 0	AWAY	0- 0	0- 0	2- 0				
2- 0	0- 0	0- 0	NEUTRAL	0- 0	0- 0	2- 0				
8- 2	0- 1	0- 0	NON-CONFERENCE	0- 1	0- 0	8- 0				
4- 2	0- 1	0- 0	HOME	0- 1	0- 0	4- 0				
2- 0	0- 0	0- 0	AWAY	0- 0	0- 0	2- 0				
2- 0	0- 0	0- 0	NEUTRAL	0- 0	0- 0	2- 0				
0- 0	0- 0	0- 0	CONFERENCE	0- 0	0- 0	0- 0				
0- 0	0- 0	0- 0	HOME	0- 0	0- 0	0- 0				
0- 0	0- 0	0- 0	AWAY	0- 0	0- 0	0- 0				
0- 0	0- 0	0- 0	NEUTRAL	0- 0	0- 0	0- 0				

RPI 1-25				RPI 26-50				RPI 51-100				RPI 101+				Team's RPI: 104
RPI	S	Opponent	Score	RPI	S	Opponent	Score	RPI	S	Opponent	Score	RPI	S	Opponent	Score	
8	H	James Madison	62 69					79	H	East Carolina	68 76	162	N	Massachusetts	59 52	
												168	N	La Salle	74 63	
												170	H	Morehead St.	87 67	
												202	A	Northern Ky.	77 38	
												255	H	Detroit	60 57	
												297	H	Manhattan	82 58	
												310	A	Murray St.	111 60	
												342	H	Wofford	84 37	
LAST 12 Division I GAMES:																
79	H	East Carolina	68 76	162	N	Massachusetts	59 52									
170	H	Morehead St.	87 67	168	N	La Salle	74 63	8	H	James Madison	62 69					
297	H	Manhattan	82 58	310	A	Murray St.	111 60									
202	A	Northern Ky.	77 38													
255	H	Detroit	60 57													
342	H	Wofford	84 37													

Non-Div I Games:

Ohio

■ Loss,
 ■ Non-Conf,
 S Site,
 ■ Home
 ■ Away
 N Neutral

Average RPI Win: 110		WON-LOST	WINNING	LAST 10	STRENGTH OF		OPP. STRENGTH	TEAM	ADJ.	CONF.	ADJ CONF.
Average RPI Loss: 65		RECORD	PCT. RANK	GAMES	SCHEDULE		OF SCHEDULE	RPI	RPI	RPI	RPI
DIV. I ONLY		8- 4	89	7- 3	8		54	43	43	1	1
DIV. I NON-CONF.		8- 4	92	8- 4	9		52	44	44	1	1
<hr/>											
TOTALS	RPI 1-25	RPI 26-50		W-L RECORDS		RPI 51-100	RPI 101-150		RPI 150+		
8- 4	1- 0	1- 3		OVERALL		2- 0	3- 1		1- 0		
6- 2	0- 0	1- 2		HOME		1- 0	3- 0		1- 0		
0- 1	0- 0	0- 0		AWAY		0- 0	0- 1		0- 0		
2- 1	1- 0	0- 1		NEUTRAL		1- 0	0- 0		0- 0		
<hr/>											
8- 4	1- 0	1- 3		NON-CONFERENCE		2- 0	3- 1		1- 0		
6- 2	0- 0	1- 2		HOME		1- 0	3- 0		1- 0		
0- 1	0- 0	0- 0		AWAY		0- 0	0- 1		0- 0		
2- 1	1- 0	0- 1		NEUTRAL		1- 0	0- 0		0- 0		
<hr/>											
0- 0	0- 0	0- 0		CONFERENCE		0- 0	0- 0		0- 0		
0- 0	0- 0	0- 0		HOME		0- 0	0- 0		0- 0		
0- 0	0- 0	0- 0		AWAY		0- 0	0- 0		0- 0		
0- 0	0- 0	0- 0		NEUTRAL		0- 0	0- 0		0- 0		

RPI 1-25				RPI 26-50				Team's RPI: 43	RPI 51-100				RPI 101+			
RPI	S	Opponent	Score	RPI	S	Opponent	Score		RPI	S	Opponent	Score	RPI	S	Opponent	Score
22	N	FGCU	90 83	36	H	Pittsburgh	74 78		82	H	Arkansas St.	67 52	124	H	VCU	96 86
				39	H	West Virginia	96 54		96	N	Clemson	86 77	127	A	Virginia	82 87
				46	H	Georgia	59 67						130	H	Winthrop	66 52
				49	N	Wichita St.	55 70						133	H	Western Mich.	83 46
													251	H	Saint Francis (PA)	113 97
LAST 12 Division I GAMES:																
22	N	FGCU	90 83	39	H	West Virginia	96 54									
49	N	Wichita St.	55 70	133	H	Western Mich.	83 46									
96	N	Clemson	86 77	82	H	Arkansas St.	67 52									
124	H	VCU	96 86	130	H	Winthrop	66 52									
46	H	Georgia	59 67	36	H	Pittsburgh	74 78									
251	H	Saint Francis (PA)	113 97	127	A	Virginia	82 87									

Non-Div I Games:

Ohio St.

Average RPI Win: 221		WON-LOST	WINNING	LAST 10	STRENGTH OF	OPP. STRENGTH	TEAM	ADJ.	CONF.	ADJ CONF.
Average RPI Loss: 29		RECORD	PCT. RANK	GAMES	SCHEDULE	OF SCHEDULE	RPI	RPI	RPI	RPI
DIV. I ONLY		5- 5	153	5- 5	60	32	81	81	5	5
DIV. I NON-CONF.		5- 5	152	5- 5	66	32	81	81	5	5
TOTALS	RPI 1-25		RPI 26-50	W-L RECORDS		RPI 51-100	RPI 101-150		RPI 150+	
5- 5	1- 2		0- 2	OVERALL		1- 1	0- 0		3- 0	
3- 0	1- 0		0- 0	HOME		0- 0	0- 0		2- 0	
1- 3	0- 1		0- 1	AWAY		0- 1	0- 0		1- 0	
1- 2	0- 1		0- 1	NEUTRAL		1- 0	0- 0		0- 0	
5- 5	1- 2		0- 2	NON-CONFERENCE		1- 1	0- 0		3- 0	
3- 0	1- 0		0- 0	HOME		0- 0	0- 0		2- 0	
1- 3	0- 1		0- 1	AWAY		0- 1	0- 0		1- 0	
1- 2	0- 1		0- 1	NEUTRAL		1- 0	0- 0		0- 0	
0- 0	0- 0		0- 0	CONFERENCE		0- 0	0- 0		0- 0	
0- 0	0- 0		0- 0	HOME		0- 0	0- 0		0- 0	
0- 0	0- 0		0- 0	AWAY		0- 0	0- 0		0- 0	
0- 0	0- 0		0- 0	NEUTRAL		0- 0	0- 0		0- 0	

RPI 1-25				RPI 26-50				RPI 51-100 Team's RPI: 81				RPI 101+			
RPI	S	Opponent	Score	RPI	S	Opponent	Score	RPI	S	Opponent	Score	RPI	S	Opponent	Score
3	N	Kentucky	88 92	32	N	South Fla.	68 83	55	A	UALR	62 66	324	H	Bradley	104 55
7	A	Duke	72 92	47	A	Arkansas	64 71	74	N	Illinois	78 76	336	H	Lamar	100 73
24	H	Washington	90 80									346	A	North Texas	68 39
LAST 12 Division I GAMES:															
3	N	Kentucky	88 92	47	A	Arkansas	64 71								
32	N	South Fla.	68 83	7	A	Duke	72 92								
324	H	Bradley	104 55	55	A	UALR	62 66								
336	H	Lamar	100 73	346	A	North Texas	68 39								
24	H	Washington	90 80	74	N	Illinois	78 76								

Non-Div I Games:

Oklahoma

■ Loss,
 ■ Non-Conf, S Site,
 ■ Home
 ■ Away
 N Neutral

Average RPI Win:	245	WON-LOST	WINNING	LAST 10	STRENGTH OF	OPP. STRENGTH	TEAM	ADJ.	CONF.	ADJ CONF.
Average RPI Loss:	13	RECORD	PCT. RANK	GAMES	SCHEDULE	OF SCHEDULE	RPI	RPI	RPI	RPI
DIV. I ONLY	9- 1	21	9- 1	340	23	108	108	5	5	
DIV. I NON-CONF.	9- 1	21	9- 1	340	25	111	111	5	5	
TOTALS	RPI 1-25	RPI 26-50	W-L RECORDS	RPI 51-100	RPI 101-150	RPI 150+				
9- 1	0- 1	1- 0	OVERALL	0- 0	0- 0	8- 0				
7- 0	0- 0	0- 0	HOME	0- 0	0- 0	7- 0				
2- 1	0- 1	1- 0	AWAY	0- 0	0- 0	1- 0				
0- 0	0- 0	0- 0	NEUTRAL	0- 0	0- 0	0- 0				
9- 1	0- 1	1- 0	NON-CONFERENCE	0- 0	0- 0	8- 0				
7- 0	0- 0	0- 0	HOME	0- 0	0- 0	7- 0				
2- 1	0- 1	1- 0	AWAY	0- 0	0- 0	1- 0				
0- 0	0- 0	0- 0	NEUTRAL	0- 0	0- 0	0- 0				
0- 0	0- 0	0- 0	CONFERENCE	0- 0	0- 0	0- 0				
0- 0	0- 0	0- 0	HOME	0- 0	0- 0	0- 0				
0- 0	0- 0	0- 0	AWAY	0- 0	0- 0	0- 0				
0- 0	0- 0	0- 0	NEUTRAL	0- 0	0- 0	0- 0				

RPI 1-25				RPI 26-50				RPI 51-100				RPI 101+ Team's RPI: 108			
RPI	S	Opponent	Score	RPI	S	Opponent	Score	RPI	S	Opponent	Score	RPI	S	Opponent	Score
13	A	North Carolina	77 79	42	A	Southern California	66 62					224	H	Texas St.	64 37
												249	H	Missouri St.	77 36
												250	H	Texas Southern	77 58
												271	H	New Orleans	84 33
												276	H	Ark.-Pine Bluff	90 45
												289	A	Weber St.	55 49
												294	H	Loyola Marymount	76 65
												308	H	Morgan St.	73 43
LAST 12 Division I GAMES:															
				42	A	Southern California	66 62	289	A	Weber St.	55 49				
				13	A	North Carolina	77 79	271	H	New Orleans	84 33				
				250	H	Texas Southern	77 58	276	H	Ark.-Pine Bluff	90 45				
				294	H	Loyola Marymount	76 65	224	H	Texas St.	64 37				
								308	H	Morgan St.	73 43				
								249	H	Missouri St.	77 36				

Non-Div I Games:

Oklahoma St.

Average RPI Win:	200	WON-LOST	WINNING	LAST 10	STRENGTH OF	OPP. STRENGTH	TEAM	ADJ.	CONF.	ADJ CONF.
Average RPI Loss:	100	RECORD	PCT. RANK	GAMES	SCHEDULE	OF SCHEDULE	RPI	RPI	RPI	RPI
DIV. I ONLY	7- 3	76	7- 3	119	148	88	88	22	22	
DIV. I NON-CONF.	7- 3	82	7- 3	124	148	91	91	23	23	
TOTALS	RPI 1-25	RPI 26-50	W-L RECORDS	RPI 51-100	RPI 101-150	RPI 150+				
7- 3	0- 2	0- 0	OVERALL	0- 0	2- 0	5- 1				
4- 2	0- 1	0- 0	HOME	0- 0	1- 0	3- 1				
1- 1	0- 1	0- 0	AWAY	0- 0	0- 0	1- 0				
2- 0	0- 0	0- 0	NEUTRAL	0- 0	1- 0	1- 0				
7- 3	0- 2	0- 0	NON-CONFERENCE	0- 0	2- 0	5- 1				
4- 2	0- 1	0- 0	HOME	0- 0	1- 0	3- 1				
1- 1	0- 1	0- 0	AWAY	0- 0	0- 0	1- 0				
2- 0	0- 0	0- 0	NEUTRAL	0- 0	1- 0	1- 0				
0- 0	0- 0	0- 0	CONFERENCE	0- 0	0- 0	0- 0				
0- 0	0- 0	0- 0	HOME	0- 0	0- 0	0- 0				
0- 0	0- 0	0- 0	AWAY	0- 0	0- 0	0- 0				
0- 0	0- 0	0- 0	NEUTRAL	0- 0	0- 0	0- 0				

RPI 1-25				RPI 26-50				RPI 51-100 Team's RPI: 88				RPI 101+			
RPI	S	Opponent	Score	RPI	S	Opponent	Score	RPI	S	Opponent	Score	RPI	S	Opponent	Score
7	H	Duke	66 82									124	H	VCU	66 44
16	A	Louisville	46 100									137	N	Ill.-Chicago	61 55
												175	H	Presbyterian	41 26
												177	H	William & Mary	65 58
												187	A	Virginia Tech	69 62
												277	H	Rider	56 59
												293	N	Miami (OH)	69 63
												309	H	Howard	75 54
LAST 12 Division I GAMES:															
137	N	Ill.-Chicago	61 55	124	H	VCU	66 44	309	H	Howard	75 54	277	H	Rider	56 59
293	N	Miami (OH)	69 63	187	A	Virginia Tech	69 62	7	H	Duke	66 82	177	H	William & Mary	65 58
16	A	Louisville	46 100												
175	H	Presbyterian	41 26												

Non-Div I Games:

Old Dominion

Average RPI Win:	259	WON-LOST	WINNING	LAST 10	STRENGTH OF	OPP. STRENGTH	TEAM	ADJ.	CONF.	ADJ CONF.
Average RPI Loss:	16	RECORD	PCT. RANK	GAMES	SCHEDULE	OF SCHEDULE	RPI	RPI	RPI	RPI
DIV. I ONLY	9- 3	57	6- 3	306	44	166	166	3	3	
DIV. I NON-CONF.	9- 3	58	8- 3	312	44	168	168	3	3	
TOTALS	RPI 1-25	RPI 26-50	W-L RECORDS	RPI 51-100	RPI 101-150	RPI 150+				
9- 3	0- 3	0- 0	OVERALL	0- 0	0- 0	9- 0				
7- 2	0- 2	0- 0	HOME	0- 0	0- 0	7- 0				
1- 1	0- 1	0- 0	AWAY	0- 0	0- 0	1- 0				
1- 0	0- 0	0- 0	NEUTRAL	0- 0	0- 0	1- 0				
9- 3	0- 3	0- 0	NON-CONFERENCE	0- 0	0- 0	9- 0				
7- 2	0- 2	0- 0	HOME	0- 0	0- 0	7- 0				
1- 1	0- 1	0- 0	AWAY	0- 0	0- 0	1- 0				
1- 0	0- 0	0- 0	NEUTRAL	0- 0	0- 0	1- 0				
0- 0	0- 0	0- 0	CONFERENCE	0- 0	0- 0	0- 0				
0- 0	0- 0	0- 0	HOME	0- 0	0- 0	0- 0				
0- 0	0- 0	0- 0	AWAY	0- 0	0- 0	0- 0				
0- 0	0- 0	0- 0	NEUTRAL	0- 0	0- 0	0- 0				

RPI S	Opponent	Score	RPI S	Opponent	Score	RPI S	Opponent	Score	RPI S	Opponent	Score	Team's RPI: 166
4	H Baylor	54 96							178	H Grambling	92 67	
19	A Western Ky.	69 98							212	H Southern Miss.	68 66	
25	H Middle Tenn.	65 71							221	N Utah	52 38	
									229	A Nevada	77 66	
									256	H Southeast Mo. St.	58 57	
									281	H Southern U.	91 68	
									286	H Mississippi Val.	91 38	
									331	H South Ala.	88 48	
									335	H Alabama A&M	71 47	
LAST 12 Division I GAMES:												
335	H Alabama A&M	71 47	229	A Nevada	77 66							
212	H Southern Miss.	68 66	221	N Utah	52 38							
331	H South Ala.	88 48	256	H Southeast Mo. St.	58 57							
4	H Baylor	54 96	25	H Middle Tenn.	65 71							
19	A Western Ky.	69 98	281	H Southern U.	91 68							
178	H Grambling	92 67	286	H Mississippi Val.	91 38							

Non-Div I Games:

Ole Miss

Average RPI Win:	227	WON-LOST	WINNING	LAST 10	STRENGTH OF	OPP. STRENGTH	TEAM	ADJ.	CONF.	ADJ CONF.
Average RPI Loss:	203	RECORD	PCT. RANK	GAMES	SCHEDULE	OF SCHEDULE	RPI	RPI	RPI	RPI
DIV. I ONLY	3- 6	238	2- 6	319	250	317	317	25	25	
DIV. I NON-CONF.	3- 6	238	3- 6	321	249	319	319	25	25	
TOTALS	RPI 1-25	RPI 26-50	W-L RECORDS	RPI 51-100	RPI 101-150	RPI 150+				
3- 6	0- 0	0- 1	OVERALL	1- 1	0- 0	2- 4				
2- 3	0- 0	0- 0	HOME	1- 1	0- 0	1- 2				
1- 3	0- 0	0- 1	AWAY	0- 0	0- 0	1- 2				
0- 0	0- 0	0- 0	NEUTRAL	0- 0	0- 0	0- 0				
3- 6	0- 0	0- 1	NON-CONFERENCE	1- 1	0- 0	2- 4				
2- 3	0- 0	0- 0	HOME	1- 1	0- 0	1- 2				
1- 3	0- 0	0- 1	AWAY	0- 0	0- 0	1- 2				
0- 0	0- 0	0- 0	NEUTRAL	0- 0	0- 0	0- 0				
0- 0	0- 0	0- 0	CONFERENCE	0- 0	0- 0	0- 0				
0- 0	0- 0	0- 0	HOME	0- 0	0- 0	0- 0				
0- 0	0- 0	0- 0	AWAY	0- 0	0- 0	0- 0				
0- 0	0- 0	0- 0	NEUTRAL	0- 0	0- 0	0- 0				

RPI S	Opponent	Score	RPI S	Opponent	Score	RPI S	Opponent	Score	RPI S	Opponent	Score	Team's RPI: 317
50	A Creighton	50 67	67	H Bakersfield	80 68	164	H Northern Colo.	58 67	258	H SIUE	54 69	
			87	H North Dakota	52 72	288	A Milwaukee	64 61	316	A Eastern Ill.	66 77	
						325	H Alcorn	59 39	344	A Air Force	57 65	
LAST 12 Division I GAMES:												
50	A Creighton	50 67	164	H Northern Colo.	58 67							
258	H SIUE	54 69	87	H North Dakota	52 72							
67	H Bakersfield	80 68	344	A Air Force	57 65							
288	A Milwaukee	64 61	325	H Alcorn	59 39							
316	A Eastern Ill.	66 77										

Non-Div I Games: Peru St. 68 54 Graceland (IA) 89 54

Omaha

Oral Roberts

Through Games Of Dec. 28, 2014

Average RPI Win:	235	WON-LOST	WINNING	LAST 10	STRENGTH OF	OPP. STRENGTH	TEAM	ADJ.	CONF.	ADJ CONF.
Average RPI Loss:	115	RECORD	PCT. RANK	GAMES	SCHEDULE	OF SCHEDULE	RPI	RPI	RPI	RPI
DIV. I ONLY	4- 7	221	4- 5	120	164	201	201	25	25	
DIV. I NON-CONF.	4- 7	220	4- 7	125	164	199	199	25	25	
TOTALS	RPI 1-25	RPI 26-50	W-L RECORDS	RPI 51-100	RPI 101-150	RPI 150+				
4- 7	0- 2	0- 0	OVERALL	0- 2	0- 1	4- 2				
3- 1	0- 0	0- 0	HOME	0- 0	0- 0	3- 1				
0- 5	0- 0	0- 0	AWAY	0- 0	0- 0	0- 0				
1- 1	0- 0	0- 0	NEUTRAL	0- 0	0- 0	1- 1				
4- 7	0- 2	0- 0	NON-CONFERENCE	0- 2	0- 1	4- 2				
3- 1	0- 0	0- 0	HOME	0- 0	0- 0	3- 1				
0- 5	0- 2	0- 0	AWAY	0- 2	0- 1	0- 0				
1- 1	0- 0	0- 0	NEUTRAL	0- 0	0- 0	1- 1				
0- 0	0- 0	0- 0	CONFERENCE	0- 0	0- 0	0- 0				
0- 0	0- 0	0- 0	HOME	0- 0	0- 0	0- 0				
0- 0	0- 0	0- 0	AWAY	0- 0	0- 0	0- 0				
0- 0	0- 0	0- 0	NEUTRAL	0- 0	0- 0	0- 0				

RPI 1-25				RPI 26-50				RPI 51-100				RPI 101+ Team's RPI: 201			
RPI	S	Opponent	Score	RPI	S	Opponent	Score	RPI	S	Opponent	Score	RPI	S	Opponent	Score
4	A	Baylor	60 101					55	A	UALR	43 54	116	A	Wisconsin	52 70
12	A	Tennessee	39 91					63	A	Kansas St.	47 53	163	H	Eastern Mich.	63 62
												219	N	N.C. A&T	38 47
												245	H	Tulsa	73 71
												249	H	Missouri St.	70 57
												284	N	Austin Peay	73 60
												333	H	Grand Canyon	51 54
LAST 12 Division I GAMES:															
333	H	Grand Canyon	51 54	116	A	Wisconsin	52 70								
163	H	Eastern Mich.	63 62	63	A	Kansas St.	47 53								
284	N	Austin Peay	73 60	245	H	Tulsa	73 71								
219	N	N.C. A&T	38 47	12	A	Tennessee	39 91								
55	A	UALR	43 54	4	A	Baylor	60 101								
249	H	Missouri St.	70 57												

Non-Div I Games: Southwestern Christ88 49

Oral Roberts

Loss, Non-Conf, S Site, H Home A Away N Neutral

Oregon

Through Games Of Dec. 28, 2014

Average RPI Win:	258	WON-LOST	WINNING	LAST 10	STRENGTH OF	OPP. STRENGTH	TEAM	ADJ.	CONF.	ADJ CONF.
Average RPI Loss:	49	RECORD	PCT. RANK	GAMES	SCHEDULE	OF SCHEDULE	RPI	RPI	RPI	RPI
DIV. I ONLY	6- 4	120	6- 4	258	45	204	204	4	4	
DIV. I NON-CONF.	6- 4	123	6- 4	256	45	202	202	4	4	
TOTALS	RPI 1-25	RPI 26-50	W-L RECORDS	RPI 51-100	RPI 101-150	RPI 150+				
6- 4	0- 2	0- 0	OVERALL	0- 2	0- 0	6- 0				
5- 2	0- 2	0- 0	HOME	0- 0	0- 0	5- 0				
1- 0	0- 0	0- 0	AWAY	0- 0	0- 0	1- 0				
0- 2	0- 0	0- 0	NEUTRAL	0- 2	0- 0	0- 0				
6- 4	0- 2	0- 0	NON-CONFERENCE	0- 2	0- 0	6- 0				
5- 2	0- 2	0- 0	HOME	0- 0	0- 0	5- 0				
1- 0	0- 0	0- 0	AWAY	0- 0	0- 0	1- 0				
0- 2	0- 0	0- 0	NEUTRAL	0- 2	0- 0	0- 0				
0- 0	0- 0	0- 0	CONFERENCE	0- 0	0- 0	0- 0				
0- 0	0- 0	0- 0	HOME	0- 0	0- 0	0- 0				
0- 0	0- 0	0- 0	AWAY	0- 0	0- 0	0- 0				
0- 0	0- 0	0- 0	NEUTRAL	0- 0	0- 0	0- 0				

RPI 1-25				RPI 26-50				RPI 51-100				RPI 101+ Team's RPI: 204			
RPI	S	Opponent	Score	RPI	S	Opponent	Score	RPI	S	Opponent	Score	RPI	S	Opponent	Score
13	H	North Carolina	59 76					84	N	Central Mich.	67 73	210	H	Portland St.	63 56
15	H	Fresno St.	59 68					85	N	American	64 72	216	H	Santa Clara	92 88
												252	A	Portland	72 49
												254	H	Utah St.	100 77
												287	H	Navy	72 64
												330	H	Northern Ariz.	59 47
LAST 12 Division I GAMES:															
287	H	Navy	72 64	15	H	Fresno St.	59 68	216	H	Santa Clara	92 88				
252	A	Portland	72 49	85	N	American	64 72	330	H	Northern Ariz.	59 47				
84	N	Central Mich.	67 73	84	N	Central Mich.	67 73	254	H	Utah St.	100 77				
210	H	Portland St.	63 56	210	H	Portland St.	63 56								
13	H	North Carolina	59 76	13	H	North Carolina	59 76								

Non-Div I Games:

Oregon

■ Loss,
 ■ Non-Conf,
 ■ S Site,
 ■ H Home
 ■ A Away
 N Neutral

Average RPI Win:	170	WON-LOST	WINNING	LAST 10	STRENGTH OF	OPP. STRENGTH	TEAM	ADJ.	CONF.	ADJ CONF.
Average RPI Loss:	12	RECORD	PCT. RANK	GAMES	SCHEDULE	OF SCHEDULE	RPI	RPI	RPI	RPI
DIV. I ONLY	9- 1	21	8- 1	184	14	33	33	4	4	
DIV. I NON-CONF.	9- 1	21	9- 1	187	14	32	32	4	4	
TOTALS	RPI 1-25	RPI 26-50	W-L RECORDS	RPI 51-100	RPI 101-150	RPI 150+				
9- 1	1- 1	0- 0	OVERALL	2- 0	1- 0	5- 0				
4- 0	0- 0	0- 0	HOME	1- 0	0- 0	3- 0				
1- 1	1- 0	0- 0	AWAY	0- 0	0- 0	0- 0				
4- 0	0- 0	0- 0	NEUTRAL	1- 0	1- 0	2- 0				
9- 1	1- 1	0- 0	NON-CONFERENCE	2- 0	1- 0	5- 0				
4- 0	0- 0	0- 0	HOME	1- 0	0- 0	3- 0				
1- 1	1- 1	0- 0	AWAY	0- 0	0- 0	0- 0				
4- 0	0- 0	0- 0	NEUTRAL	1- 0	1- 0	2- 0				
0- 0	0- 0	0- 0	CONFERENCE	0- 0	0- 0	0- 0				
0- 0	0- 0	0- 0	HOME	0- 0	0- 0	0- 0				
0- 0	0- 0	0- 0	AWAY	0- 0	0- 0	0- 0				
0- 0	0- 0	0- 0	NEUTRAL	0- 0	0- 0	0- 0				

RPI 1-25				RPI 26-50				Team's RPI: 33				RPI 51-100				RPI 101+			
RPI	S	Opponent	Score	RPI	S	Opponent	Score	RPI	S	Opponent	Score	RPI	S	Opponent	Score	RPI	S	Opponent	Score
12	A	Tennessee	63 74									92	H	Idaho	75 53	125	N	Southern Ill.	71 55
13	A	North Carolina	70 55									98	N	BYU	71 61	203	N	Butler	85 53
																229	N	Nevada	73 50
																252	H	Portland	87 65
																254	H	Utah St.	85 62
																268	H	Sacramento St.	109 61
LAST 12 Division I GAMES:																			
				92	H	Idaho	75 53			12	A	Tennessee	63 74						
				98	N	BYU	71 61			229	N	Nevada	73 50						
				203	N	Butler	85 53			125	N	Southern Ill.	71 55						
				254	H	Utah St.	85 62			13	A	North Carolina	70 55						
				252	H	Portland	87 65			268	H	Sacramento St.	109 61						

Non-Div I Games: Concordia Portland 92 35

Oregon St.

Average RPI Win:	202	WON-LOST	WINNING	LAST 10	STRENGTH OF	OPP. STRENGTH	TEAM	ADJ.	CONF.	ADJ CONF.
Average RPI Loss:	65	RECORD	PCT. RANK	GAMES	SCHEDULE	OF SCHEDULE	RPI	RPI	RPI	RPI
DIV. I ONLY	7- 3	76	7- 2	137	91	68	68	8	8	
DIV. I NON-CONF.	6- 3	92	6- 3	177	62	88	88	8	8	
TOTALS	RPI 1-25	RPI 26-50	W-L RECORDS	RPI 51-100	RPI 101-150	RPI 150+				
7- 3	0- 1	0- 1	OVERALL	0- 0	2- 1	5- 0				
3- 1	0- 1	0- 0	HOME	0- 0	0- 0	3- 0				
3- 2	0- 0	0- 1	AWAY	0- 0	2- 1	1- 0				
1- 0	0- 0	0- 0	NEUTRAL	0- 0	0- 0	1- 0				
6- 3	0- 1	0- 1	NON-CONFERENCE	0- 0	1- 1	5- 0				
3- 1	0- 1	0- 0	HOME	0- 0	0- 0	3- 0				
2- 2	0- 0	0- 1	AWAY	0- 0	1- 1	1- 0				
1- 0	0- 0	0- 0	NEUTRAL	0- 0	0- 0	1- 0				
1- 0	0- 0	0- 0	CONFERENCE	0- 0	1- 0	0- 0				
0- 0	0- 0	0- 0	HOME	0- 0	0- 0	0- 0				
1- 0	0- 0	0- 0	AWAY	0- 0	1- 0	0- 0				
0- 0	0- 0	0- 0	NEUTRAL	0- 0	0- 0	0- 0				

RPI 1-25				RPI 26-50				RPI 51-100				Team's RPI: 68				RPI 101+			
RPI	S	Opponent	Score	RPI	S	Opponent	Score	RPI	S	Opponent	Score					RPI	S	Opponent	Score
23	H	California	64 84	30	A	Long Beach St.	43 53									132	A	San Francisco	92 54
																140	A	Hawaii	69 61
																143	A	UC Davis	53 60
																151	H	Iona	64 49
																199	H	Montana	62 50
																229	A	Nevada	64 53
																254	H	Utah St.	70 62
																307	N	New Mexico St.	67 62
LAST 12 Division I GAMES:																			
132	A	San Francisco	92 54	30	A	Long Beach St.	43 53												
151	H	Iona	64 49	307	N	New Mexico St.	67 62												
199	H	Montana	62 50	254	H	Utah St.	70 62												
23	H	California	64 84	140	A	Hawaii	69 61												
				229	A	Nevada	64 53												
				143	A	UC Davis	53 60												

Non-Div I Games: Cal Maritime 70 23 Cal St. Stanislaus 98 67

Pacific

Loss, Non-Conf, S Site, H Home A Away N Neutral

Average RPI Win:	196	WON-LOST	WINNING	LAST 10	STRENGTH OF	OPP. STRENGTH	TEAM	ADJ.	CONF.	ADJ CONF.
Average RPI Loss:	66	RECORD	PCT. RANK	GAMES	SCHEDULE	OF SCHEDULE	RPI	RPI	RPI	RPI
DIV. I ONLY	4- 4	153	4- 4	76	139	107	107	10	10	
DIV. I NON-CONF.	4- 4	152	4- 4	81	138	110	110	10	10	
TOTALS	RPI 1-25	RPI 26-50	W-L RECORDS	RPI 51-100	RPI 101-150	RPI 150+				
4- 4	0- 1	0- 0	OVERALL	0- 2	0- 1	4- 0				
3- 1	0- 0	0- 0	HOME	0- 1	0- 0	3- 0				
1- 3	0- 1	0- 0	AWAY	0- 1	0- 1	1- 0				
0- 0	0- 0	0- 0	NEUTRAL	0- 0	0- 0	0- 0				
4- 4	0- 1	0- 0	NON-CONFERENCE	0- 2	0- 1	4- 0				
3- 1	0- 0	0- 0	HOME	0- 1	0- 0	3- 0				
1- 3	0- 1	0- 0	AWAY	0- 1	0- 1	1- 0				
0- 0	0- 0	0- 0	NEUTRAL	0- 0	0- 0	0- 0				
0- 0	0- 0	0- 0	CONFERENCE	0- 0	0- 0	0- 0				
0- 0	0- 0	0- 0	HOME	0- 0	0- 0	0- 0				
0- 0	0- 0	0- 0	AWAY	0- 0	0- 0	0- 0				
0- 0	0- 0	0- 0	NEUTRAL	0- 0	0- 0	0- 0				

RPI 1-25				RPI 26-50				RPI 51-100				RPI 101+ Team's RPI: 107			
RPI	S	Opponent	Score	RPI	S	Opponent	Score	RPI	S	Opponent	Score	RPI	S	Opponent	Score
12	A	Tennessee	52 97					66	H	Hampton	43 58	105	A	Lafayette	57 60
								80	A	Drexel	58 67	154	H	Saint Joseph's	65 51
												168	H	La Salle	57 29
												174	H	New Hampshire	74 39
												287	A	Navy	60 51
LAST 12 Division I GAMES:															
80	A	Drexel	58 67	105	A	Lafayette	57 60								
154	H	Saint Joseph's	65 51	174	H	New Hampshire	74 39								
66	H	Hampton	43 58	287	A	Navy	60 51								
				168	H	La Salle	57 29								
				12	A	Tennessee	52 97								

Non-Div I Games:

Penn

Average RPI Win:	267	WON-LOST	WINNING	LAST 10	STRENGTH OF	OPP. STRENGTH	TEAM	ADJ.	CONF.	ADJ CONF.
Average RPI Loss:	86	RECORD	PCT. RANK	GAMES	SCHEDULE	OF SCHEDULE	RPI	RPI	RPI	RPI
DIV. I ONLY	3- 9	281	2- 8	99	108	248	248	1	1	
DIV. I NON-CONF.	3- 8	264	3- 8	136	140	265	265	1	1	
TOTALS	RPI 1-25	RPI 26-50	W-L RECORDS	RPI 51-100	RPI 101-150	RPI 150+				
3- 9	0- 2	0- 1	OVERALL	0- 2	0- 3	3- 1				
3- 4	0- 1	0- 1	HOME	0- 1	0- 1	3- 0				
0- 3	0- 1	0- 0	AWAY	0- 1	0- 1	0- 0				
0- 2	0- 0	0- 0	NEUTRAL	0- 0	0- 1	0- 1				
3- 8	0- 1	0- 1	NON-CONFERENCE	0- 2	0- 3	3- 1				
3- 4	0- 1	0- 1	HOME	0- 1	0- 1	3- 0				
0- 2	0- 0	0- 0	AWAY	0- 1	0- 1	0- 0				
0- 2	0- 0	0- 0	NEUTRAL	0- 0	0- 1	0- 1				
0- 1	0- 1	0- 0	CONFERENCE	0- 0	0- 0	0- 0				
0- 0	0- 0	0- 0	HOME	0- 0	0- 0	0- 0				
0- 1	0- 1	0- 0	AWAY	0- 0	0- 0	0- 0				
0- 0	0- 0	0- 0	NEUTRAL	0- 0	0- 0	0- 0				

RPI S	Opponent	Score	RPI S	Opponent	Score	RPI S	Opponent	Score	RPI S	Opponent	Score	Team's RPI: 248
14 A	Iowa	52 77	32 H	South Fla.	87 90	64 A	Syracuse	39 61	106 N	Liberty	68 80	
21 H	Seton Hall	70 75				91 H	St. Bonaventure	54 56	111 H	Albany (NY)	53 54	
									118 A	Hartford	57 62	
									217 N	Samford	56 59	
									222 H	Towson	71 64	
									277 H	Rider	85 51	
									303 H	Wagner	96 66	
LAST 12 Division I GAMES:												
32 H	South Fla.	87 90	14 A	Iowa	52 77							
277 H	Rider	85 51	106 N	Liberty	68 80							
118 A	Hartford	57 62	91 H	St. Bonaventure	54 56							
303 H	Wagner	96 66	21 H	Seton Hall	70 75							
64 A	Syracuse	39 61	111 H	Albany (NY)	53 54							
217 N	Samford	56 59	222 H	Towson	71 64							

Non-Div I Games:

Penn St.

Pepperdine

Through Games Of Dec. 28, 2014

Average RPI Win:	282	WON-LOST	WINNING	LAST 10	STRENGTH OF	OPP. STRENGTH	TEAM	ADJ.	CONF.	ADJ CONF.
Average RPI Loss:	65	RECORD	PCT. RANK	GAMES	SCHEDULE	OF SCHEDULE	RPI	RPI	RPI	RPI
DIV. I ONLY	5- 6	180	5- 5	113	218	126	126	8	8	
DIV. I NON-CONF.	5- 6	176	5- 6	119	216	127	127	8	8	
TOTALS	RPI 1-25	RPI 26-50	W-L RECORDS	RPI 51-100	RPI 101-150	RPI 150+				
5- 6	0- 2	0- 1	OVERALL	0- 1	0- 1	5- 1				
0- 3	0- 0	0- 1	HOME	0- 0	0- 1	0- 1				
4- 3	0- 2	0- 0	AWAY	0- 1	0- 0	4- 0				
1- 0	0- 0	0- 0	NEUTRAL	0- 0	0- 0	1- 0				
5- 6	0- 2	0- 1	NON-CONFERENCE	0- 1	0- 1	5- 1				
0- 3	0- 0	0- 1	HOME	0- 0	0- 1	0- 1				
4- 3	0- 2	0- 0	AWAY	0- 1	0- 0	4- 0				
1- 0	0- 0	0- 0	NEUTRAL	0- 0	0- 0	1- 0				
0- 0	0- 0	0- 0	CONFERENCE	0- 0	0- 0	0- 0				
0- 0	0- 0	0- 0	HOME	0- 0	0- 0	0- 0				
0- 0	0- 0	0- 0	AWAY	0- 0	0- 0	0- 0				
0- 0	0- 0	0- 0	NEUTRAL	0- 0	0- 0	0- 0				

RPI 1-25				RPI 26-50				RPI 51-100				RPI 101+ Team's RPI: 126			
RPI	S	Opponent	Score	RPI	S	Opponent	Score	RPI	S	Opponent	Score	RPI	S	Opponent	Score
6	A	Nebraska	65 100	30	H	Long Beach St.	69 78	73	A	CSUN	48 74	111	H	Albany (NY)	36 62
14	A	Iowa	68 97									156	H	Army	44 56
												209	N	UT Martin	59 58
												264	A	Cal Poly	76 69
												266	A	UC Irvine	76 53
												330	A	Northern Ariz.	66 63
												339	A	UC Santa Barbara	66 44
LAST 12 Division I GAMES:															
330	A	Northern Ariz.	66 63	111	H	Albany (NY)	36 62	209	N	UT Martin	59 58	14	A	Iowa	68 97
339	A	UC Santa Barbara	66 44	266	A	UC Irvine	76 53	6	A	Nebraska	65 100				
73	A	CSUN	48 74												
30	H	Long Beach St.	69 78												
156	H	Army	44 56												
264	A	Cal Poly	76 69												

Non-Div I Games:

Pepperdine

Loss, Non-Conf, S Site, H Home A Away N Neutral

Average RPI Win:	158	WON-LOST	WINNING	LAST 10	STRENGTH OF	OPP. STRENGTH	TEAM	ADJ.	CONF.	ADJ CONF.
Average RPI Loss:	38	RECORD	PCT. RANK	GAMES	SCHEDULE	OF SCHEDULE	RPI	RPI	RPI	RPI
DIV. I ONLY	9- 3	57	8- 2	38	31	36	36	2	2	
DIV. I NON-CONF.	9- 3	58	9- 3	41	31	35	35	2	2	
TOTALS	RPI 1-25	RPI 26-50	W-L RECORDS	RPI 51-100	RPI 101-150	RPI 150+				
9- 3	0- 2	2- 0	OVERALL	2- 1	0- 0	5- 0				
8- 1	0- 1	1- 0	HOME	2- 0	0- 0	5- 0				
1- 2	0- 1	1- 0	AWAY	0- 1	0- 0	0- 0				
0- 0	0- 0	0- 0	NEUTRAL	0- 0	0- 0	0- 0				
9- 3	0- 2	2- 0	NON-CONFERENCE	2- 1	0- 0	5- 0				
8- 1	0- 1	1- 0	HOME	2- 0	0- 0	5- 0				
1- 2	0- 1	1- 0	AWAY	0- 1	0- 0	0- 0				
0- 0	0- 0	0- 0	NEUTRAL	0- 0	0- 0	0- 0				
0- 0	0- 0	0- 0	CONFERENCE	0- 0	0- 0	0- 0				
0- 0	0- 0	0- 0	HOME	0- 0	0- 0	0- 0				
0- 0	0- 0	0- 0	AWAY	0- 0	0- 0	0- 0				
0- 0	0- 0	0- 0	NEUTRAL	0- 0	0- 0	0- 0				

RPI 1-25				RPI 26-50				Team's RPI: 36	RPI 51-100				RPI 101+			
RPI	S	Opponent	Score	RPI	S	Opponent	Score		RPI	S	Opponent	Score	RPI	S	Opponent	Score
8	A	James Madison	64 80	43	A	Ohio St.	78 74		59	H	Youngstown St.	78 52	182	H	Ball St.	59 47
17	H	Princeton	43 59	44	H	Michigan	85 64		80	H	Drexel	72 53	195	H	Niagara	70 54
									90	A	Duquesne	77 87	244	H	Radford	72 47
													251	H	Saint Francis (PA)	97 59
													320	H	Loyola Maryland	84 46
LAST 12 Division I GAMES:																
182	H	Ball St.	59 47	251	H	Saint Francis (PA)	97 59		59	H	Youngstown St.	78 52				
80	H	Drexel	72 53						8	A	James Madison	64 80				
90	A	Duquesne	77 87	44	H	Michigan	85 64		44	H	Niagara	70 54				
43	A	Ohio St.	78 74	320	H	Loyola Maryland	84 46		195	H	Princeton	43 59				
244	H	Radford	72 47													

Non-Div I Games:

Pittsburgh

■ Loss,
■ Non-Conf, S Site,
■ Home
■ Away
N Neutral

Average RPI Win:	216	WON-LOST	WINNING	LAST 10	STRENGTH OF	OPP. STRENGTH	TEAM	ADJ.	CONF.	ADJ CONF.
Average RPI Loss:	137	RECORD	PCT. RANK	GAMES	SCHEDULE	OF SCHEDULE	RPI	RPI	RPI	RPI
DIV. I ONLY	2- 10	310	1- 7	67	260	252	252	8	8	
DIV. I NON-CONF.	2- 9	299	1- 7	111	239	262	262	8	8	
TOTALS	RPI 1-25	RPI 26-50	W-L RECORDS	RPI 51-100	RPI 101-150	RPI 150+				
2- 10	0- 1	0- 1	OVERALL	0- 2	0- 2	2- 4				
1- 4	0- 1	0- 0	HOME	0- 1	0- 0	1- 2				
0- 6	0- 0	0- 0	AWAY	0- 0	0- 1	0- 0				
1- 0	0- 0	0- 0	NEUTRAL	0- 0	0- 0	1- 0				
2- 9	0- 1	0- 1	NON-CONFERENCE	0- 1	0- 2	2- 4				
1- 3	0- 1	0- 0	HOME	0- 0	0- 0	1- 2				
0- 6	0- 0	0- 1	AWAY	0- 1	0- 2	0- 2				
1- 0	0- 0	0- 0	NEUTRAL	0- 0	0- 0	1- 0				
0- 1	0- 0	0- 0	CONFERENCE	0- 1	0- 0	0- 0				
0- 1	0- 0	0- 0	HOME	0- 1	0- 0	0- 0				
0- 0	0- 0	0- 0	AWAY	0- 0	0- 0	0- 0				
0- 0	0- 0	0- 0	NEUTRAL	0- 0	0- 0	0- 0				

RPI 1-25				RPI 26-50				RPI 51-100				RPI 101+ Team's RPI: 252			
RPI	S	Opponent	Score	RPI	S	Opponent	Score	RPI	S	Opponent	Score	RPI	S	Opponent	Score
24	H	Washington	45 80	33	A	Oregon St.	65 87	73	A	CSUN	41 45	113	A	Boise St.	58 94
								97	H	San Diego	65 87	131	A	Eastern Wash.	65 72
												199	H	Montana	55 69
												204	H	Oregon	49 72
												210	H	Portland St.	91 63
												221	N	Utah	58 50
												229	A	Nevada	59 84
												264	A	Cal Poly	67 76
LAST 12 Division I GAMES:															
24	H	Washington	45 80	131	A	Eastern Wash.	65 72								
221	N	Utah	58 50	199	H	Montana	55 69								
229	A	Nevada	59 84	97	H	San Diego	65 87								
264	A	Cal Poly	67 76	113	A	Boise St.	58 94								
73	A	CSUN	41 45	210	H	Portland St.	91 63								
33	A	Oregon St.	65 87	204	H	Oregon	49 72								

Non-Div I Games:

Portland

■ Loss,
 ■ Non-Conf, S Site,
 ■ Home
 ■ Away
 N Neutral

Average RPI Win:	289	WON-LOST	WINNING	LAST 10	STRENGTH OF	OPP. STRENGTH	TEAM	ADJ.	CONF.	ADJ CONF.
Average RPI Loss:	126	RECORD	PCT. RANK	GAMES	SCHEDULE	OF SCHEDULE	RPI	RPI	RPI	RPI
DIV. I ONLY	2- 7	287	0- 1	85	151	210	210	18	18	
DIV. I NON-CONF.	2- 7	286	0- 1	87	151	212	212	19	19	
TOTALS	RPI 1-25	RPI 26-50	W-L RECORDS	RPI 51-100	RPI 101-150	RPI 150+				
2- 7	0- 1	0- 2	OVERALL	0- 1	0- 0	2- 3				
1- 2	0- 0	0- 1	HOME	0- 1	0- 0	1- 0				
1- 5	0- 0	0- 1	AWAY	0- 0	0- 0	1- 0				
0- 0	0- 0	0- 0	NEUTRAL	0- 0	0- 0	0- 0				
2- 7	0- 1	0- 2	NON-CONFERENCE	0- 1	0- 0	2- 3				
1- 2	0- 0	0- 1	HOME	0- 1	0- 0	1- 0				
1- 5	0- 1	0- 1	AWAY	0- 0	0- 0	1- 3				
0- 0	0- 0	0- 0	NEUTRAL	0- 0	0- 0	0- 0				
0- 0	0- 0	0- 0	CONFERENCE	0- 0	0- 0	0- 0				
0- 0	0- 0	0- 0	HOME	0- 0	0- 0	0- 0				
0- 0	0- 0	0- 0	AWAY	0- 0	0- 0	0- 0				
0- 0	0- 0	0- 0	NEUTRAL	0- 0	0- 0	0- 0				

RPI 1-25				RPI 26-50				RPI 51-100				RPI 101+				Team's RPI: 210	
RPI	S	Opponent	Score	RPI	S	Opponent	Score	RPI	S	Opponent	Score	RPI	S	Opponent	Score		
17	A	Princeton	33 104	30	H	Long Beach St.	58 62	60	H	South Dakota	57 86	204	A	Oregon	56 63		
				48	A	Gonzaga	41 73					252	A	Portland	63 91		
												269	A	Seattle	47 54		
												287	H	Navy	56 50		
												291	A	Columbia	71 66		
LAST 12 Division I GAMES:																	
17	A	Princeton	33 104	48	A	Gonzaga	41 73										
252	A	Portland	63 91	291	A	Columbia	71 66										
287	H	Navy	56 50	269	A	Seattle	47 54										
30	H	Long Beach St.	58 62														
204	A	Oregon	56 63														
60	H	South Dakota	57 86														

Prairie View

Through Games Of Dec. 28, 2014

Average RPI Win:	282	WON-LOST	WINNING	LAST 10	STRENGTH OF	OPP. STRENGTH	TEAM	ADJ.	CONF.	ADJ CONF.
Average RPI Loss:	157	RECORD	PCT. RANK	GAMES	SCHEDULE	OF SCHEDULE	RPI	RPI	RPI	RPI
DIV. I ONLY	2- 8	292	0- 1	110	251	207	207	31	31	
DIV. I NON-CONF.	2- 8	290	0- 1	117	250	206	206	32	32	
TOTALS	RPI 1-25	RPI 26-50	W-L RECORDS	RPI 51-100	RPI 101-150	RPI 150+				
2- 8	0- 1	0- 1	OVERALL	0- 1	0- 1	2- 4				
0- 0	0- 0	0- 0	HOME	0- 0	0- 0	0- 0				
2- 6	0- 0	0- 0	AWAY	0- 0	0- 1	2- 1				
0- 2	0- 1	0- 0	NEUTRAL	0- 1	0- 0	0- 0				
2- 8	0- 1	0- 1	NON-CONFERENCE	0- 1	0- 1	2- 4				
0- 0	0- 0	0- 0	HOME	0- 0	0- 0	0- 0				
2- 6	0- 0	0- 1	AWAY	0- 0	0- 1	2- 4				
0- 2	0- 1	0- 0	NEUTRAL	0- 1	0- 0	0- 0				
0- 0	0- 0	0- 0	CONFERENCE	0- 0	0- 0	0- 0				
0- 0	0- 0	0- 0	HOME	0- 0	0- 0	0- 0				
0- 0	0- 0	0- 0	AWAY	0- 0	0- 0	0- 0				
0- 0	0- 0	0- 0	NEUTRAL	0- 0	0- 0	0- 0				

RPI 1-25			RPI 26-50			RPI 51-100			RPI 101+			Team's RPI: 207
RPI	S	Opponent	Score	RPI	S	Opponent	Score	RPI	S	Opponent	Score	
13	N	North Carolina	45 81	34	A	Texas A&M	41 59	51	N	Stanford	45 88	140 A Hawaii 58 72
												184 A TCU 50 56
												228 A Stephen F. Austin 73 83
												259 A Houston 61 56
												302 A Rice 58 70
												304 A UTEP 48 86
												305 A Sam Houston St. 70 53
LAST 12 Division I GAMES:												
51	N	Stanford	45 88	140	A	Hawaii	58 72					
13	N	North Carolina	45 81	304	A	UTEP	48 86					
34	A	Texas A&M	41 59	305	A	Sam Houston St.	70 53					
228	A	Stephen F. Austin	73 83	184	A	TCU	50 56					
302	A	Rice	58 70	259	A	Houston	61 56					

Non-Div I Games: Schreiner 90 38

Prairie View

Loss, Non-Conf, S Site, Home Away N Neutral

Presbyterian

Through Games Of Dec. 28, 2014

Average RPI Win:	300	WON-LOST	WINNING	LAST 10	STRENGTH OF	OPP. STRENGTH	TEAM	ADJ.	CONF.	ADJ CONF.
Average RPI Loss:	139	RECORD	PCT. RANK	GAMES	SCHEDULE	OF SCHEDULE	RPI	RPI	RPI	RPI
DIV. I ONLY	4- 5	187	4- 4	197	327	175	175	30	30	
DIV. I NON-CONF.	3- 4	193	3- 4	150	332	135	135	30	30	
TOTALS	RPI 1-25	RPI 26-50	W-L RECORDS	RPI 51-100	RPI 101-150	RPI 150+				
4- 5	0- 0	0- 0	OVERALL	0- 1	0- 3	4- 1				
2- 0	0- 0	0- 0	HOME	0- 0	0- 0	2- 0				
2- 5	0- 0	0- 0	AWAY	0- 1	0- 3	2- 1				
0- 0	0- 0	0- 0	NEUTRAL	0- 0	0- 0	0- 0				
3- 4	0- 0	0- 0	NON-CONFERENCE	0- 1	0- 2	3- 1				
1- 0	0- 0	0- 0	HOME	0- 0	0- 0	1- 0				
2- 4	0- 0	0- 0	AWAY	0- 1	0- 2	2- 1				
0- 0	0- 0	0- 0	NEUTRAL	0- 0	0- 0	0- 0				
1- 1	0- 0	0- 0	CONFERENCE	0- 0	0- 1	1- 0				
1- 0	0- 0	0- 0	HOME	0- 0	0- 0	1- 0				
0- 1	0- 0	0- 0	AWAY	0- 0	0- 1	0- 0				
0- 0	0- 0	0- 0	NEUTRAL	0- 0	0- 0	0- 0				

RPI 1-25			RPI 26-50			RPI 51-100			RPI 101+			Team's RPI: 175
RPI	S	Opponent	Score	RPI	S	Opponent	Score	RPI	S	Opponent	Score	
						88 A Old Dominion	26 41			124 A VCU	36 55	
										136 A Xavier	43 45	
										147 A High Point	49 54	
										200 A Charlotte	50 66	
										272 A Western Caro.	51 44	
										279 H South Carolina St.	46 33	
										321 H Gardner-Webb	55 50	
										327 A N.C. Central	45 33	
LAST 12 Division I GAMES:												
327	A	N.C. Central	45 33	200	A	Charlotte	50 66					
124	A	VCU	36 55	147	A	High Point	49 54					
88	A	Old Dominion	26 41	321	H	Gardner-Webb	55 50					
				279	H	South Carolina St.	46 33					
				136	A	Xavier	43 45					
				272	A	Western Caro.	51 44					

Non-Div I Games: Southern Wesleyan 81 50 Allen 120 45

Presbyterian

Loss, Non-Conf, S Site, H Home A Away N Neutral

Average RPI Win:	154	WON-LOST	WINNING	LAST 10	STRENGTH OF	OPP. STRENGTH	TEAM	ADJ.	CONF.	ADJ CONF.
Average RPI Loss:	0	RECORD	PCT. RANK	GAMES	SCHEDULE	OF SCHEDULE	RPI	RPI	RPI	RPI
DIV. I ONLY	13- 0	1	10- 0	157	38	17	17	10	10	
DIV. I NON-CONF.	13- 0	1	12- 0	158	40	17	17	10	10	
TOTALS	RPI 1-25	RPI 26-50	W-L RECORDS	RPI 51-100	RPI 101-150	RPI 150+				
13- 0	0- 0	2- 0	OVERALL	3- 0	1- 0	7- 0				
4- 0	0- 0	0- 0	HOME	1- 0	0- 0	3- 0				
6- 0	0- 0	2- 0	AWAY	2- 0	1- 0	1- 0				
3- 0	0- 0	0- 0	NEUTRAL	0- 0	0- 0	3- 0				
13- 0	0- 0	2- 0	NON-CONFERENCE	3- 0	1- 0	7- 0				
4- 0	0- 0	0- 0	HOME	1- 0	0- 0	3- 0				
6- 0	0- 0	2- 0	AWAY	2- 0	1- 0	1- 0				
3- 0	0- 0	0- 0	NEUTRAL	0- 0	0- 0	3- 0				
0- 0	0- 0	0- 0	CONFERENCE	0- 0	0- 0	0- 0				
0- 0	0- 0	0- 0	HOME	0- 0	0- 0	0- 0				
0- 0	0- 0	0- 0	AWAY	0- 0	0- 0	0- 0				
0- 0	0- 0	0- 0	NEUTRAL	0- 0	0- 0	0- 0				

RPI S	Opponent	Score	RPI S	Opponent	Score	RPI S	Opponent	Score	RPI S	Opponent	Score
36	A Pittsburgh	59 43	44	A Michigan	85 55	80	H Drexel	59 43	146	A Delaware	87 59
						85	A American	63 56	160	N Wake Forest	72 55
						90	A Duquesne	79 62	197	A Monmouth	84 53
									199	N Montana	80 55
									200	N Charlotte	73 43
									210	H Portland St.	104 33
									274	H Georgetown	83 54
									285	H Binghamton	96 58
LAST 12 Division I GAMES:											
197	A Monmouth	84 53	44	A Michigan	85 55	274	H Georgetown	83 54	200	N Charlotte	73 43
210	H Portland St.	104 33				199	N Montana	80 55	160	N Wake Forest	72 55
146	A Delaware	87 59				80	H Drexel	59 43	90	A Duquesne	79 62
285	H Binghamton	96 58				160	N Wake Forest	72 55			
80	H Drexel	59 43				85	A American	63 56			
90	A Duquesne	79 62									

Non-Div I Games:

Princeton

Providence

Through Games Of Dec. 28, 2014

Average RPI Win:	180	WON-LOST	WINNING	LAST 10	STRENGTH OF	OPP. STRENGTH	TEAM	ADJ.	CONF.	ADJ CONF.
Average RPI Loss:	102	RECORD	PCT. RANK	GAMES	SCHEDULE	OF SCHEDULE	RPI	RPI	RPI	RPI
DIV. I ONLY	4- 8	238	3- 7	82	98	194	194	7	7	
DIV. I NON-CONF.	3- 8	264	3- 8	69	99	204	204	7	7	
TOTALS	RPI 1-25	RPI 26-50	W-L RECORDS	RPI 51-100	RPI 101-150	RPI 150+				
4- 8	0- 2	0- 0	OVERALL	1- 1	0- 4	3- 1				
4- 2	0- 0	0- 0	HOME	1- 0	0- 1	3- 1				
0- 6	0- 2	0- 0	AWAY	0- 1	0- 3	0- 0				
0- 0	0- 0	0- 0	NEUTRAL	0- 0	0- 0	0- 0				
3- 8	0- 2	0- 0	NON-CONFERENCE	1- 1	0- 4	2- 1				
3- 2	0- 0	0- 0	HOME	1- 0	0- 1	2- 1				
0- 6	0- 2	0- 0	AWAY	0- 1	0- 3	0- 0				
0- 0	0- 0	0- 0	NEUTRAL	0- 0	0- 0	0- 0				
1- 0	0- 0	0- 0	CONFERENCE	0- 0	0- 0	1- 0				
1- 0	0- 0	0- 0	HOME	0- 0	0- 0	1- 0				
0- 0	0- 0	0- 0	AWAY	0- 0	0- 0	0- 0				
0- 0	0- 0	0- 0	NEUTRAL	0- 0	0- 0	0- 0				

RPI 1-25				RPI 26-50				RPI 51-100				RPI 101+ Team's RPI: 194			
RPI	S	Opponent	Score	RPI	S	Opponent	Score	RPI	S	Opponent	Score	RPI	S	Opponent	Score
5	A	Dayton	56 72					90	H	Duquesne	67 56	117	A	Richmond	59 75
22	A	FGCU	58 68					99	A	Boston College	51 79	118	A	Hartford	54 57
												121	H	Rhode Island	56 63
												150	A	Bryant	80 90
												187	H	Virginia Tech	69 72
												189	H	UMass Lowell	66 54
												205	H	Villanova	51 49
												237	H	Brown	78 69
LAST 12 Division I GAMES:															
99	A	Boston College	51 79	189	H	UMass Lowell	66 54	205	H	Villanova	51 49	150	A	Bryant	80 90
90	H	Duquesne	67 56	5	A	Dayton	56 72	187	H	Virginia Tech	69 72	118	A	Hartford	54 57
22	A	FGCU	58 68	237	H	Brown	78 69								
121	H	Rhode Island	56 63	117	A	Richmond	59 75								

Non-Div I Games:

Providence

Average RPI Win:	159	WON-LOST	WINNING	LAST 10	STRENGTH OF	OPP. STRENGTH	TEAM	ADJ.	CONF.	ADJ CONF.
Average RPI Loss:	15	RECORD	PCT. RANK	GAMES	SCHEDULE	OF SCHEDULE	RPI	RPI	RPI	RPI
DIV. I ONLY	8- 4	89	7- 3	13	48	40	40	1	1	
DIV. I NON-CONF.	7- 4	107	7- 4	18	47	53	53	1	1	
TOTALS	RPI 1-25	RPI 26-50	W-L RECORDS	RPI 51-100	RPI 101-150	RPI 150+				
8- 4	0- 3	0- 1	OVERALL	4- 0	0- 0	4- 0				
5- 2	0- 2	0- 0	HOME	2- 0	0- 0	3- 0				
2- 1	0- 1	0- 0	AWAY	1- 0	0- 0	1- 0				
1- 1	0- 0	0- 1	NEUTRAL	1- 0	0- 0	0- 0				
7- 4	0- 3	0- 1	NON-CONFERENCE	3- 0	0- 0	4- 0				
5- 2	0- 2	0- 0	HOME	2- 0	0- 0	3- 0				
1- 1	0- 1	0- 0	AWAY	0- 0	0- 0	1- 0				
1- 1	0- 0	0- 1	NEUTRAL	1- 0	0- 0	0- 0				
1- 0	0- 0	0- 0	CONFERENCE	1- 0	0- 0	0- 0				
0- 0	0- 0	0- 0	HOME	0- 0	0- 0	0- 0				
1- 0	0- 0	0- 0	AWAY	1- 0	0- 0	0- 0				
0- 0	0- 0	0- 0	NEUTRAL	0- 0	0- 0	0- 0				

RPI 1-25				RPI 26-50				Team's RPI: 40				RPI 51-100				RPI 101+			
RPI	S	Opponent	Score	RPI	S	Opponent	Score	RPI	S	Opponent	Score	RPI	S	Opponent	Score	RPI	S	Opponent	Score
5	A	Dayton	61 63	27	N	George Washington	59 79	65	H	Toledo	66 48	182	A	Ball St.	66 60				
9	H	Green Bay	78 81					74	A	Illinois	62 55	185	H	Wright St.	70 46				
18	H	Florida St.	64 67					75	N	Texas Tech	69 53	266	H	UC Irvine	69 44				
								83	H	Kansas	61 48	340	H	Denver	65 51				
LAST 12 Division I GAMES:																			
74	A	Illinois	62 55	83	H	Kansas	61 48	5	A	Dayton	61 63								
185	H	Wright St.	70 46	5	A	Dayton	61 63	18	H	Florida St.	64 67								
340	H	Denver	65 51	18	H	Florida St.	64 67	27	N	George Washington	59 79								
266	H	UC Irvine	69 44	27	N	George Washington	59 79	75	N	Texas Tech	69 53								
9	H	Green Bay	78 81	75	N	Texas Tech	69 53	65	H	Toledo	66 48								
182	A	Ball St.	66 60	65	H	Toledo	66 48												

Non-Div I Games:

Purdue

■ Loss,
 ■ Non-Conf, S Site,
 ■ Home
 ■ Away
 N Neutral

Quinnipiac

Through Games Of Dec. 28, 2014

Average RPI Win:	141	WON-LOST	WINNING	LAST 10	STRENGTH OF	OPP. STRENGTH	TEAM	ADJ.	CONF.	ADJ CONF.
Average RPI Loss:	57	RECORD	PCT. RANK	GAMES	SCHEDULE	OF SCHEDULE	RPI	RPI	RPI	RPI
DIV. I ONLY	10- 2	31	8- 2	95	47	26	26	23	23	
DIV. I NON-CONF.	8- 2	48	8- 2	67	58	24	24	17	17	
TOTALS	RPI 1-25	RPI 26-50	W-L RECORDS	RPI 51-100	RPI 101-150	RPI 150+				
10- 2	0- 1	0- 0	OVERALL	2- 0	2- 1	6- 0				
5- 0	0- 0	0- 0	HOME	2- 0	1- 0	2- 0				
3- 1	0- 0	0- 0	AWAY	0- 0	1- 0	2- 0				
2- 1	0- 0	0- 0	NEUTRAL	0- 0	0- 1	2- 0				
8- 2	0- 1	0- 0	NON-CONFERENCE	2- 0	2- 1	4- 0				
4- 0	0- 0	0- 0	HOME	2- 0	1- 0	1- 0				
2- 1	0- 1	0- 0	AWAY	0- 0	1- 0	1- 0				
2- 1	0- 0	0- 0	NEUTRAL	0- 0	0- 1	2- 0				
2- 0	0- 0	0- 0	CONFERENCE	0- 0	0- 0	2- 0				
1- 0	0- 0	0- 0	HOME	0- 0	0- 0	1- 0				
1- 0	0- 0	0- 0	AWAY	0- 0	0- 0	1- 0				
0- 0	0- 0	0- 0	NEUTRAL	0- 0	0- 0	0- 0				

RPI 1-25				RPI 26-50		Team's RPI: 26		RPI 51-100				RPI 101+			
RPI	S	Opponent	Score	RPI	S	Opponent	Score	RPI	S	Opponent	Score	RPI	S	Opponent	Score
1	A	Notre Dame	52 112					66	H	Hampton	87 59	111	H	Albany (NY)	66 62
								80	H	Drexel	74 50	112	N	Harvard	83 87
												118	A	Hartford	70 58
												153	A	Fairfield	67 66
												154	A	Saint Joseph's	69 67
												155	H	Siena	78 65
												156	H	Army	79 64
												172	N	Alabama	73 66
												247	N	Holy Cross	74 67
LAST 12 Division I GAMES:															
154	A	Saint Joseph's	69 67	153	A	Fairfield	67 66								
118	A	Hartford	70 58	155	H	Siena	78 65								
80	H	Drexel	74 50	172	N	Alabama	73 66								
111	H	Albany (NY)	66 62	1	A	Notre Dame	52 112								
66	H	Hampton	87 59	247	N	Holy Cross	74 67								
156	H	Army	79 64	112	N	Harvard	83 87								

Non-Div I Games:

Quinnipiac

Loss, Non-Conf, S Site, H Home A Away N Neutral

Average RPI Win:	263	WON-LOST	WINNING	LAST 10	STRENGTH OF	OPP. STRENGTH	TEAM	ADJ.	CONF.	ADJ CONF.
Average RPI Loss:	139	RECORD	PCT. RANK	GAMES	SCHEDULE	OF SCHEDULE	RPI	RPI	RPI	RPI
DIV. I ONLY	3- 7	253	3- 6	118	296	244	244	30	30	
DIV. I NON-CONF.	3- 5	212	3- 5	95	283	187	187	30	30	
TOTALS	RPI 1-25	RPI 26-50	W-L RECORDS	RPI 51-100	RPI 101-150	RPI 150+				
3- 7	0- 0	0- 1	OVERALL	0- 1	1- 2	2- 3				
2- 4	0- 0	0- 0	HOME	0- 1	0- 1	2- 2				
1- 3	0- 0	0- 1	AWAY	0- 0	1- 1	0- 1				
0- 0	0- 0	0- 0	NEUTRAL	0- 0	0- 0	0- 0				
3- 5	0- 0	0- 1	NON-CONFERENCE	0- 1	1- 1	2- 2				
2- 2	0- 0	0- 0	HOME	0- 1	0- 0	2- 1				
1- 3	0- 0	0- 1	AWAY	0- 0	1- 1	0- 1				
0- 0	0- 0	0- 0	NEUTRAL	0- 0	0- 0	0- 0				
0- 2	0- 0	0- 0	CONFERENCE	0- 0	0- 1	0- 1				
0- 2	0- 0	0- 0	HOME	0- 0	0- 1	0- 1				
0- 0	0- 0	0- 0	AWAY	0- 0	0- 0	0- 0				
0- 0	0- 0	0- 0	NEUTRAL	0- 0	0- 0	0- 0				

RPI 1-25				RPI 26-50				RPI 51-100				RPI 101+				Team's RPI: 244	
RPI	S	Opponent	Score	RPI	S	Opponent	Score	RPI	S	Opponent	Score	RPI	S	Opponent	Score		
				36	A	Pittsburgh	47 72	59	H	Youngstown St.	44 70	106	H	Liberty	63 72		
												119	A	Appalachian St.	68 67		
												127	A	Virginia	47 75		
												177	H	William & Mary	71 81		
												187	A	Virginia Tech	60 73		
												282	H	Coastal Caro.	42 75		
												328	H	Norfolk St.	74 65		
												342	H	Wofford	60 59		
LAST 12 Division I GAMES:																	
				187	A	Virginia Tech	60 73	177	H	William & Mary	71 81						
				342	H	Wofford	60 59	119	A	Appalachian St.	68 67						
				282	H	Coastal Caro.	42 75	36	A	Pittsburgh	47 72						
				106	H	Liberty	63 72	59	H	Youngstown St.	44 70						
								328	H	Norfolk St.	74 65						
								127	A	Virginia	47 75						

Non-Div I Games: West Virginia St. 52 58

Radford

Rhode Island

Through Games Of Dec. 28, 2014

Average RPI Win:	210	WON-LOST	WINNING	LAST 10	STRENGTH OF	OPP. STRENGTH	TEAM	ADJ.	CONF.	ADJ CONF.
Average RPI Loss:	158	RECORD	PCT. RANK	GAMES	SCHEDULE	OF SCHEDULE	RPI	RPI	RPI	RPI
DIV. I ONLY	8- 3	68	8- 2	259	158	121	121	6	6	
DIV. I NON-CONF.	8- 3	71	8- 3	257	158	122	122	6	6	
TOTALS	RPI 1-25	RPI 26-50	W-L RECORDS	RPI 51-100	RPI 101-150	RPI 150+				
8- 3	0- 0	0- 0	OVERALL	0- 1	2- 1	6- 1				
3- 2	0- 0	0- 0	HOME	0- 1	1- 1	2- 0				
4- 1	0- 0	0- 0	AWAY	0- 0	1- 0	3- 1				
1- 0	0- 0	0- 0	NEUTRAL	0- 0	0- 0	1- 0				
8- 3	0- 0	0- 0	NON-CONFERENCE	0- 1	2- 1	6- 1				
3- 2	0- 0	0- 0	HOME	0- 1	1- 1	2- 0				
4- 1	0- 0	0- 0	AWAY	0- 0	1- 0	3- 1				
1- 0	0- 0	0- 0	NEUTRAL	0- 0	0- 0	1- 0				
0- 0	0- 0	0- 0	CONFERENCE	0- 0	0- 0	0- 0				
0- 0	0- 0	0- 0	HOME	0- 0	0- 0	0- 0				
0- 0	0- 0	0- 0	AWAY	0- 0	0- 0	0- 0				
0- 0	0- 0	0- 0	NEUTRAL	0- 0	0- 0	0- 0				

RPI 1-25			RPI 26-50			RPI 51-100			RPI 101+			Team's RPI: 121
RPI	S	Opponent	Score	RPI	S	Opponent	Score	RPI	S	Opponent	Score	
						79 H East Carolina	38 66			103 H Marshall	45 61	
										142 H Central Conn. St.	58 46	
										150 A Bryant	60 56	
										189 A UMass Lowell	75 66	
										194 A Providence	63 56	
										222 N Towson	60 49	
										237 H Brown	65 61	
										267 A LIU Brooklyn	66 49	
										275 H Boston U.	56 48	
										291 A Columbia	69 79	
LAST 12 Division I GAMES:												
150 A Bryant			60 56	222 N Towson			60 49					
275 H Boston U.			56 48	291 A Columbia			69 79					
194 A Providence			63 56	189 A UMass Lowell			75 66					
142 H Central Conn. St.			58 46	79 H East Carolina			38 66					
237 H Brown			65 61	103 H Marshall			45 61					
267 A LIU Brooklyn			66 49									

Non-Div I Games:

Rhode Island

■ Loss,
 ■ Non-Conf,
 S Site,
 ■ Home
 ■ Away
 N Neutral

Average RPI Win:	284	WON-LOST	WINNING	LAST 10	STRENGTH OF	OPP. STRENGTH	TEAM	ADJ.	CONF.	ADJ CONF.
Average RPI Loss:	165	RECORD	PCT. RANK	GAMES	SCHEDULE	OF SCHEDULE	RPI	RPI	RPI	RPI
DIV. I ONLY	5- 5	153	5- 5	328	205	302	302	22	22	
DIV. I NON-CONF.	5- 5	152	5- 5	331	204	305	305	23	23	
TOTALS	RPI 1-25	RPI 26-50	W-L RECORDS	RPI 51-100	RPI 101-150	RPI 150+				
5- 5	0- 0	0- 1	OVERALL	0- 1	0- 0	5- 3				
5- 2	0- 0	0- 0	HOME	0- 1	0- 0	5- 1				
0- 3	0- 0	0- 1	AWAY	0- 0	0- 0	0- 2				
0- 0	0- 0	0- 0	NEUTRAL	0- 0	0- 0	0- 0				
5- 5	0- 0	0- 1	NON-CONFERENCE	0- 1	0- 0	5- 3				
5- 2	0- 0	0- 0	HOME	0- 1	0- 0	5- 1				
0- 3	0- 0	0- 1	AWAY	0- 0	0- 0	0- 2				
0- 0	0- 0	0- 0	NEUTRAL	0- 0	0- 0	0- 0				
0- 0	0- 0	0- 0	CONFERENCE	0- 0	0- 0	0- 0				
0- 0	0- 0	0- 0	HOME	0- 0	0- 0	0- 0				
0- 0	0- 0	0- 0	AWAY	0- 0	0- 0	0- 0				
0- 0	0- 0	0- 0	NEUTRAL	0- 0	0- 0	0- 0				

RPI 1-25				RPI 26-50				RPI 51-100				RPI 101+				Team's RPI: 302	
RPI	S	Opponent	Score	RPI	S	Opponent	Score	RPI	S	Opponent	Score	RPI	S	Opponent	Score		
				34	A	Texas A&M	55 76	55	H	UALR	40 55	207	H	Prairie View	70 58		
												214	H	McNeese St.	57 55		
												228	H	Stephen F. Austin	59 70		
												250	A	Texas Southern	63 69		
												259	A	Houston	58 59		
												325	H	Alcorn	61 33		
												336	H	Lamar	97 63		
												338	H	A&M-Corpus Christi	59 54		
LAST 12 Division I GAMES:																	
				250	A	Texas Southern	63 69	336	H	Lamar	97 63						
				214	H	McNeese St.	57 55	55	H	UALR	40 55						
				228	H	Stephen F. Austin	59 70	34	A	Texas A&M	55 76						
				259	A	Houston	58 59	207	H	Prairie View	70 58						
				325	H	Alcorn	61 33										
				338	H	A&M-Corpus Christi	59 54										

Non-Div I Games:

Rice

Average RPI Win:	233	WON-LOST	WINNING	LAST 10	STRENGTH OF	OPP. STRENGTH	TEAM	ADJ.	CONF.	ADJ CONF.
Average RPI Loss:	51	RECORD	PCT. RANK	GAMES	SCHEDULE	OF SCHEDULE	RPI	RPI	RPI	RPI
DIV. I ONLY	7- 4	108	1- 1	217	34	117	117	6	6	
DIV. I NON-CONF.	7- 4	107	1- 1	218	35	118	118	6	6	
TOTALS	RPI 1-25	RPI 26-50	W-L RECORDS	RPI 51-100	RPI 101-150	RPI 150+				
7- 4	0- 1	0- 1	OVERALL	0- 2	0- 0	7- 0				
4- 1	0- 0	0- 0	HOME	0- 1	0- 0	4- 0				
3- 1	0- 0	0- 0	AWAY	0- 0	0- 0	3- 0				
0- 2	0- 0	0- 1	NEUTRAL	0- 1	0- 0	0- 0				
7- 4	0- 1	0- 1	NON-CONFERENCE	0- 2	0- 0	7- 0				
4- 1	0- 0	0- 0	HOME	0- 1	0- 0	4- 0				
3- 1	0- 1	0- 0	AWAY	0- 0	0- 0	3- 0				
0- 2	0- 0	0- 1	NEUTRAL	0- 1	0- 0	0- 0				
0- 0	0- 0	0- 0	CONFERENCE	0- 0	0- 0	0- 0				
0- 0	0- 0	0- 0	HOME	0- 0	0- 0	0- 0				
0- 0	0- 0	0- 0	AWAY	0- 0	0- 0	0- 0				
0- 0	0- 0	0- 0	NEUTRAL	0- 0	0- 0	0- 0				

RPI 1-25				RPI 26-50				RPI 51-100				RPI 101+				Team's RPI: 117	
RPI	S	Opponent	Score	RPI	S	Opponent	Score	RPI	S	Opponent	Score	RPI	S	Opponent	Score		
8	A	James Madison	68 79	47	N	Arkansas	55 74	66	H	Hampton	53 64	160	H	Wake Forest	79 72		
								84	N	Central Mich.	56 61	177	A	William & Mary	59 56		
												186	A	Eastern Ky.	70 56		
												194	H	Providence	75 59		
												274	H	Georgetown	65 57		
												314	A	UNCW	77 67		
												329	H	Longwood	80 50		
LAST 12 Division I GAMES:																	
186	A	Eastern Ky.	70 56	8	A	James Madison	68 79	329	H	Longwood	80 50	177	A	William & Mary	59 56		
314	A	UNCW	77 67					274	H	Georgetown	65 57	194	H	Providence	75 59		
160	H	Wake Forest	79 72														
66	H	Hampton	53 64														
47	N	Arkansas	55 74														
84	N	Central Mich.	56 61														

Non-Div I Games:

Richmond

 Loss,
 Non-Conf,
S Site,
 Home
 Away
N Neutral

Average RPI Win: 223	WON-LOST	WINNING	LAST 10	STRENGTH OF	OPP. STRENGTH	TEAM	ADJ.	CONF.	ADJ CONF.
Average RPI Loss: 185	RECORD	PCT. RANK	GAMES	SCHEDULE	OF SCHEDULE	RPI	RPI	RPI	RPI
DIV. I ONLY	3- 8	264	3- 7	274	199	277	277	23	23
DIV. I NON-CONF.	3- 6	238	3- 6	271	232	257	257	17	17
TOTALS	RPI 1-25	RPI 26-50	W-L RECORDS	RPI 51-100	RPI 101-150	RPI 150+			
3- 8	0- 1	0- 0	OVERALL	1- 0	0- 2	2- 5			
1- 2	0- 0	0- 0	HOME	0- 0	0- 1	1- 1			
2- 5	0- 1	0- 0	AWAY	1- 0	0- 1	1- 3			
0- 1	0- 0	0- 0	NEUTRAL	0- 0	0- 0	0- 1			
3- 6	0- 1	0- 0	NON-CONFERENCE	1- 0	0- 1	2- 4			
1- 1	0- 0	0- 0	HOME	0- 0	0- 1	1- 0			
2- 4	0- 1	0- 0	AWAY	1- 0	0- 0	1- 3			
0- 1	0- 0	0- 0	NEUTRAL	0- 0	0- 0	0- 1			
0- 2	0- 0	0- 0	CONFERENCE	0- 0	0- 1	0- 1			
0- 1	0- 0	0- 0	HOME	0- 0	0- 0	0- 1			
0- 1	0- 0	0- 0	AWAY	0- 0	0- 1	0- 0			
0- 0	0- 0	0- 0	NEUTRAL	0- 0	0- 0	0- 0			

RPI 1-25				RPI 26-50				RPI 51-100				RPI 101+ Team's RPI: 277			
RPI	S	Opponent	Score	RPI	S	Opponent	Score	RPI	S	Opponent	Score	RPI	S	Opponent	Score
21	A	Seton Hall	47 66					88	A	Old Dominion	59 56	105	H	Lafayette	48 66
												135	A	Marist	46 60
												151	H	Iona	51 71
												222	A	Towson	51 53
												248	A	Penn St.	51 85
												267	A	LIU Brooklyn	59 56
												285	A	Binghamton	67 72
												313	H	UMBC	67 55
												315	N	St. Francis Brooklyn	60 71
LAST 12 Division I GAMES:															
151	H	Iona	51 71	285	A	Binghamton	67 72								
267	A	LIU Brooklyn	59 56	313	H	UMBC	67 55								
88	A	Old Dominion	59 56	248	A	Penn St.	51 85								
105	H	Lafayette	48 66	135	A	Marist	46 60								
315	N	St. Francis Brooklyn	60 71	21	A	Seton Hall	47 66								
222	A	Towson	51 53												

Non-Div I Games:

Rider

 Loss,
 Non-Conf,
S Site,
 Home
 Away
N Neutral

Average RPI Win:	304	WON-LOST	WINNING	LAST 10	STRENGTH OF	OPP. STRENGTH	TEAM	ADJ.	CONF.	ADJ CONF.
Average RPI Loss:	102	RECORD	PCT. RANK	GAMES	SCHEDULE	OF SCHEDULE	RPI	RPI	RPI	RPI
DIV. I ONLY	2- 8	292	2- 8	54	269	193	193	28	28	
DIV. I NON-CONF.	2- 8	290	2- 8	58	269	196	196	28	28	
TOTALS	RPI 1-25	RPI 26-50	W-L RECORDS	RPI 51-100	RPI 101-150	RPI 150+				
2- 8	0- 1	0- 0	OVERALL	0- 3	0- 2	2- 2				
0- 3	0- 0	0- 0	HOME	0- 2	0- 0	0- 1				
2- 5	0- 1	0- 0	AWAY	0- 1	0- 2	2- 1				
0- 0	0- 0	0- 0	NEUTRAL	0- 0	0- 0	0- 0				
2- 8	0- 1	0- 0	NON-CONFERENCE	0- 3	0- 2	2- 2				
0- 3	0- 0	0- 0	HOME	0- 2	0- 0	0- 1				
2- 5	0- 1	0- 0	AWAY	0- 1	0- 2	2- 1				
0- 0	0- 0	0- 0	NEUTRAL	0- 0	0- 0	0- 0				
0- 0	0- 0	0- 0	CONFERENCE	0- 0	0- 0	0- 0				
0- 0	0- 0	0- 0	HOME	0- 0	0- 0	0- 0				
0- 0	0- 0	0- 0	AWAY	0- 0	0- 0	0- 0				
0- 0	0- 0	0- 0	NEUTRAL	0- 0	0- 0	0- 0				

RPI 1-25				RPI 26-50				RPI 51-100				RPI 101+ Team's RPI: 193			
RPI	S	Opponent	Score	RPI	S	Opponent	Score	RPI	S	Opponent	Score	RPI	S	Opponent	Score
14	A	Iowa	67 85					59	H	Youngstown St.	65 73	110	A	Hofstra	51 71
								74	A	Illinois	48 66	136	A	Xavier	65 70
								90	H	Duquesne	57 71	161	A	Cornell	59 70
												168	H	La Salle	61 75
												295	A	Coppin St.	75 58
												313	A	UMBC	84 60
LAST 12 Division I GAMES:															
136	A	Xavier	65 70	161	A	Cornell	59 70								
295	A	Coppin St.	75 58	59	H	Youngstown St.	65 73								
313	A	UMBC	84 60	90	H	Duquesne	57 71								
74	A	Illinois	48 66	110	A	Hofstra	51 71								
14	A	Iowa	67 85	168	H	La Salle	61 75								

Non-Div I Games:

Robert Morris

Average RPI Win: 184		WON-LOST	WINNING	LAST 10	STRENGTH OF	OPP. STRENGTH	TEAM	ADJ.	CONF.	ADJ CONF.
Average RPI Loss: 13		RECORD	PCT. RANK	GAMES	SCHEDULE	OF SCHEDULE	RPI	RPI	RPI	RPI
DIV. I ONLY		10- 2	31	8- 2	145	27	52	52	1	1
DIV. I NON-CONF.		9- 2	37	9- 2	191	19	69	69	1	1
TOTALS		RPI 1-25	RPI 26-50		W-L RECORDS		RPI 51-100	RPI 101-150		RPI 150+
10- 2	0- 2	1- 0		OVERALL		0- 0	1- 0		8- 0	
4- 2	0- 2	0- 0		HOME		0- 0	0- 0		4- 0	
6- 0	0- 0	1- 0		AWAY		0- 0	1- 0		4- 0	
0- 0	0- 0	0- 0		NEUTRAL		0- 0	0- 0		0- 0	
9- 2	0- 2	1- 0		NON-CONFERENCE		0- 0	0- 0		8- 0	
4- 2	0- 2	0- 0		HOME		0- 0	0- 0		4- 0	
5- 0	0- 0	1- 0		AWAY		0- 0	0- 0		4- 0	
0- 0	0- 0	0- 0		NEUTRAL		0- 0	0- 0		0- 0	
1- 0	0- 0	0- 0		CONFERENCE		0- 0	1- 0		0- 0	
0- 0	0- 0	0- 0		HOME		0- 0	0- 0		0- 0	
1- 0	0- 0	0- 0		AWAY		0- 0	1- 0		0- 0	
0- 0	0- 0	0- 0		NEUTRAL		0- 0	0- 0		0- 0	

RPI	S	Opponent	Score	RPI	S	Opponent	Score	RPI	S	Opponent	Score	RPI	S	Opponent	Score
12	H	Tennessee	45 55	47	A	Arkansas	64 52					101	A	Indiana	66 51
13	H	North Carolina	93 96									151	A	Iona	66 58
												154	H	Saint Joseph's	76 52
												171	H	Davidson	100 44
												191	A	Temple	88 55
												208	A	LSU	64 57
												213	H	Northeastern	74 60
												296	H	Colgate	60 44
												303	A	Wagner	81 53
LAST 12 Division I GAMES:															
101	A	Indiana	66 51	151	A	Iona	66 58								
296	H	Colgate	60 44	12	H	Tennessee	45 55								
303	A	Wagner	81 53	191	A	Temple	88 55								
208	A	LSU	64 57	47	A	Arkansas	64 52								
213	H	Northeastern	74 60	13	H	North Carolina	93 96								
154	H	Saint Joseph's	76 52	171	H	Davidson	100 44								

Non-Div I Games:

Rutgers

■ Loss,
 ■ Non-Conf, S Site,
 ■ Home
 ■ Away
 N Neutral

**S
I
U
E**

S
I
U
E

SIUE

Page 240

SMU				STRENGTH OF SCHEDULE	OPP. STRENGTH OF SCHEDULE	TEAM RPI	ADJ. RPI	CONF. RPI	ADJ CONF. RPI
Average RPI Win:	278	WON-LOST RECORD	WINNING PCT. RANK						
Average RPI Loss:	66		LAST 10 GAMES						
DIV. I ONLY	4- 8	238	3- 7	16	242	167	167	9	9
DIV. I NON-CONF.	4- 7	220	4- 7	31	268	185	185	9	9

TOTALS	RPI 1-25	RPI 26-50	W-L RECORDS	RPI 51-100	RPI 101-150	RPI 150+			
4- 8	0- 2	0- 3	OVERALL	0- 1	1- 0	3- 2			
4- 3	0- 0	0- 2	HOME	0- 0	1- 0	3- 1			
0- 3	0- 2	0- 0	AWAY	0- 0	0- 0	0- 1			
0- 2	0- 0	0- 1	NEUTRAL	0- 1	0- 0	0- 0			
4- 7	0- 1	0- 3	NON-CONFERENCE	0- 1	1- 0	3- 2			
4- 3	0- 0	0- 2	HOME	0- 0	1- 0	3- 1			
0- 2	0- 1	0- 0	AWAY	0- 0	0- 0	0- 1			
0- 2	0- 0	0- 1	NEUTRAL	0- 1	0- 0	0- 0			
0- 1	0- 1	0- 0	CONFERENCE	0- 0	0- 0	0- 0			
0- 0	0- 0	0- 0	HOME	0- 0	0- 0	0- 0			
0- 1	0- 1	0- 0	AWAY	0- 0	0- 0	0- 0			
0- 0	0- 0	0- 0	NEUTRAL	0- 0	0- 0	0- 0			

RPI 1-25				RPI 26-50				RPI 51-100				RPI 101+ Team's RPI: 167			
RPI	S	Opponent	Score	RPI	S	Opponent	Score	RPI	S	Opponent	Score	RPI	S	Opponent	Score
2	A	UConn	45 96	28	N	Indiana St.	55 64	61	N	Auburn	43 56	131	H	Eastern Wash.	69 53
10	A	Arizona St.	42 77	34	H	Texas A&M	62 70					164	H	Northern Colo.	44 57
				42	H	Southern California	57 64					184	A	TCU	63 73
												304	H	UTEP	63 59
												332	H	Florida A&M	77 46
												346	H	North Texas	62 55

LAST 12 Division I GAMES:															
2	A	UConn	45 96	61	N	Auburn	43 56								
332	H	Florida A&M	77 46	28	N	Indiana St.	55 64								
131	H	Eastern Wash.	69 53	34	H	Texas A&M	62 70								
184	A	TCU	63 73	10	A	Arizona St.	42 77								
304	H	UTEP	63 59	346	H	North Texas	62 55								
164	H	Northern Colo.	44 57	42	H	Southern California	57 64								

Non-Div I Games:

SMU

■ Loss,
 ■ Non-Conf,
 ■ S Site,
 ■ H Home
 ■ A Away
 N Neutral

Sacramento St.

Through Games Of Dec. 28, 2014

Average RPI Win:	281	WON-LOST	WINNING	LAST 10	STRENGTH OF	OPP. STRENGTH	TEAM	ADJ.	CONF.	ADJ CONF.
Average RPI Loss:	87	RECORD	PCT. RANK	GAMES	SCHEDULE	OF SCHEDULE	RPI	RPI	RPI	RPI
DIV. I ONLY	2- 9	302	2- 8	172	18	268	268	18	18	
DIV. I NON-CONF.	2- 9	299	2- 9	173	18	270	270	19	19	
TOTALS	RPI 1-25	RPI 26-50	W-L RECORDS	RPI 51-100	RPI 101-150	RPI 150+				
2- 9	0- 1	0- 2	OVERALL	0- 3	0- 1	2- 2				
2- 1	0- 0	0- 0	HOME	0- 0	0- 1	2- 0				
0- 8	0- 1	0- 2	AWAY	0- 3	0- 0	0- 2				
0- 0	0- 0	0- 0	NEUTRAL	0- 0	0- 0	0- 0				
2- 9	0- 1	0- 2	NON-CONFERENCE	0- 3	0- 1	2- 2				
2- 1	0- 0	0- 0	HOME	0- 0	0- 1	2- 0				
0- 8	0- 1	0- 2	AWAY	0- 3	0- 0	0- 2				
0- 0	0- 0	0- 0	NEUTRAL	0- 0	0- 0	0- 0				
0- 0	0- 0	0- 0	CONFERENCE	0- 0	0- 0	0- 0				
0- 0	0- 0	0- 0	HOME	0- 0	0- 0	0- 0				
0- 0	0- 0	0- 0	AWAY	0- 0	0- 0	0- 0				
0- 0	0- 0	0- 0	NEUTRAL	0- 0	0- 0	0- 0				

RPI 1-25				RPI 26-50				RPI 51-100				RPI 101+ Team's RPI: 268			
RPI	S	Opponent	Score	RPI	S	Opponent	Score	RPI	S	Opponent	Score	RPI	S	Opponent	Score
23	A	California	94 107	33	A	Oregon St.	61 109	58	A	St. Mary's (CA)	91 99	143	H	UC Davis	82 90
				42	A	Southern California	99 101	73	A	CSUN	66 81	159	A	San Jose St.	94 102
								77	A	UCLA	83 92	173	A	San Diego St.	91 99
												254	H	Utah St.	102 92
												307	H	New Mexico St.	93 85
LAST 12 Division I GAMES:															
159	A	San Jose St.	94 102	254	H	Utah St.	102 92	42	A	Southern California	99 101	77	A	UCLA	83 92
307	H	New Mexico St.	93 85	73	A	CSUN	66 81	33	A	Oregon St.	61 109	23	A	California	94 107
143	H	UC Davis	82 90	173	A	San Diego St.	91 99	58	A	St. Mary's (CA)	91 99				

Non-Div I Games:

Sacramento St.

■ Loss,
 ■ Non-Conf,
 ■ S Site,
 ■ H Home
 ■ A Away
 N Neutral

Sacred Heart

Through Games Of Dec. 28, 2014

Average RPI Win:	188	WON-LOST	WINNING	LAST 10	STRENGTH OF	OPP. STRENGTH	TEAM	ADJ.	CONF.	ADJ CONF.
Average RPI Loss:	138	RECORD	PCT. RANK	GAMES	SCHEDULE	OF SCHEDULE	RPI	RPI	RPI	RPI
DIV. I ONLY	4- 5	187	0- 1	195	147	180	180	28	28	
DIV. I NON-CONF.	4- 5	183	0- 1	199	147	181	181	28	28	
TOTALS	RPI 1-25	RPI 26-50	W-L RECORDS	RPI 51-100	RPI 101-150	RPI 150+				
4- 5	0- 0	0- 0	OVERALL	1- 2	0- 1	3- 2				
1- 2	0- 0	0- 0	HOME	0- 1	0- 0	1- 1				
3- 2	0- 0	0- 0	AWAY	1- 0	0- 1	2- 1				
0- 1	0- 0	0- 0	NEUTRAL	0- 1	0- 0	0- 0				
4- 5	0- 0	0- 0	NON-CONFERENCE	1- 2	0- 1	3- 2				
1- 2	0- 0	0- 0	HOME	0- 1	0- 0	1- 1				
3- 2	0- 0	0- 0	AWAY	1- 0	0- 1	2- 1				
0- 1	0- 0	0- 0	NEUTRAL	0- 1	0- 0	0- 0				
0- 0	0- 0	0- 0	CONFERENCE	0- 0	0- 0	0- 0				
0- 0	0- 0	0- 0	HOME	0- 0	0- 0	0- 0				
0- 0	0- 0	0- 0	AWAY	0- 0	0- 0	0- 0				
0- 0	0- 0	0- 0	NEUTRAL	0- 0	0- 0	0- 0				

RPI 1-25			RPI 26-50			RPI 51-100			RPI 101+			Team's RPI: 180
RPI	S	Opponent	Score	RPI	S	Opponent	Score	RPI	S	Opponent	Score	
						80 N Drexel	54 61	118 A Hartford		63 68		
						94 A Maine	59 58	151 A Iona		82 80		
						100 H Lehigh	77 85	155 H Siena		65 75		
								205 A Villanova		72 49		
								237 A Brown		56 66		
								300 H Vermont		76 66		
LAST 12 Division I GAMES:												
						80 N Drexel	54 61	155 H Siena		65 75		
						205 A Villanova	72 49	118 A Hartford		63 68		
						151 A Iona	82 80	237 A Brown		56 66		
								300 H Vermont		76 66		
								100 H Lehigh		77 85		
								94 A Maine		59 58		

Non-Div I Games: Bridgeport 84 41

Sacred Heart

 Loss,
 Non-Conf,
 S Site,
 H Home
 A Away
 N Neutral

Average RPI Win:	282	WON-LOST	WINNING	LAST 10	STRENGTH OF	OPP. STRENGTH	TEAM	ADJ.	CONF.	ADJ CONF.
Average RPI Loss:	139	RECORD	PCT. RANK	GAMES	SCHEDULE	OF SCHEDULE	RPI	RPI	RPI	RPI
DIV. I ONLY	1- 9	326	1- 9	34	293	251	251	28	28	
DIV. I NON-CONF.	1- 9	326	1- 9	36	295	252	252	28	28	
TOTALS	RPI 1-25	RPI 26-50	W-L RECORDS	RPI 51-100	RPI 101-150	RPI 150+				
1- 9	0- 1	0- 2	OVERALL	0- 1	0- 1	1- 4				
0- 5	0- 0	0- 0	HOME	0- 0	0- 1	0- 4				
0- 4	0- 1	0- 2	AWAY	0- 1	0- 0	0- 0				
1- 0	0- 0	0- 0	NEUTRAL	0- 0	0- 0	1- 0				
1- 9	0- 1	0- 2	NON-CONFERENCE	0- 1	0- 1	1- 4				
0- 5	0- 0	0- 0	HOME	0- 0	0- 1	0- 4				
0- 4	0- 1	0- 2	AWAY	0- 1	0- 0	0- 0				
1- 0	0- 0	0- 0	NEUTRAL	0- 0	0- 0	1- 0				
0- 0	0- 0	0- 0	CONFERENCE	0- 0	0- 0	0- 0				
0- 0	0- 0	0- 0	HOME	0- 0	0- 0	0- 0				
0- 0	0- 0	0- 0	AWAY	0- 0	0- 0	0- 0				
0- 0	0- 0	0- 0	NEUTRAL	0- 0	0- 0	0- 0				

RPI 1-25				RPI 26-50				RPI 51-100				RPI 101+ Team's RPI: 251			
RPI	S	Opponent	Score	RPI	S	Opponent	Score	RPI	S	Opponent	Score	RPI	S	Opponent	Score
12	A	Tennessee	44 111	36	A	Pittsburgh	59 97	90	A	Duquesne	52 92	139	H	East Tenn. St.	63 79
				43	A	Ohio St.	97 113					176	H	Buffalo	80 88
												231	H	Bowling Green	62 76
												246	H	Canisius	74 87
												278	H	George Mason	77 86
												282	N	Coastal Caro.	75 72
LAST 12 Division I GAMES:															
36	A	Pittsburgh	59 97	12	A	Tennessee	44 111	246	H	Canisius	74 87	139	H	East Tenn. St.	63 79
282	N	Coastal Caro.	75 72	90	A	Duquesne	52 92	176	H	Buffalo	80 88	43	A	Ohio St.	97 113
231	H	Bowling Green	62 76	278	H	George Mason	77 86								

Non-Div I Games:

Saint Francis (PA)

Saint Joseph's

Through Games Of Dec. 28, 2014

Average RPI Win:	237	WON-LOST	WINNING	LAST 10	STRENGTH OF	OPP. STRENGTH	TEAM	ADJ.	CONF.	ADJ CONF.
Average RPI Loss:	62	RECORD	PCT. RANK	GAMES	SCHEDULE	OF SCHEDULE	RPI	RPI	RPI	RPI
DIV. I ONLY	3- 8	264	0- 1	28	90	154	154	6	6	
DIV. I NON-CONF.	3- 8	264	0- 1	29	93	156	156	6	6	
TOTALS	RPI 1-25	RPI 26-50	W-L RECORDS	RPI 51-100	RPI 101-150	RPI 150+				
3- 8	0- 2	0- 1	OVERALL	0- 3	0- 2	3- 0				
2- 2	0- 0	0- 1	HOME	0- 1	0- 0	2- 0				
0- 6	0- 2	0- 0	AWAY	0- 2	0- 2	0- 0				
1- 0	0- 0	0- 0	NEUTRAL	0- 0	0- 0	1- 0				
3- 8	0- 2	0- 1	NON-CONFERENCE	0- 3	0- 2	3- 0				
2- 2	0- 0	0- 1	HOME	0- 1	0- 0	2- 0				
0- 6	0- 2	0- 0	AWAY	0- 2	0- 2	0- 0				
1- 0	0- 0	0- 0	NEUTRAL	0- 0	0- 0	1- 0				
0- 0	0- 0	0- 0	CONFERENCE	0- 0	0- 0	0- 0				
0- 0	0- 0	0- 0	HOME	0- 0	0- 0	0- 0				
0- 0	0- 0	0- 0	AWAY	0- 0	0- 0	0- 0				
0- 0	0- 0	0- 0	NEUTRAL	0- 0	0- 0	0- 0				

RPI 1-25				RPI 26-50				RPI 51-100				RPI 101+ Team's RPI: 154			
RPI	S	Opponent	Score	RPI	S	Opponent	Score	RPI	S	Opponent	Score	RPI	S	Opponent	Score
1	A	Notre Dame	50 64	26	H	Quinnipiac	67 69	52	A	Rutgers	52 76	106	A	Liberty	75 76
21	A	Seton Hall	60 77					80	A	Drexel	63 76	107	A	Penn	51 65
								100	H	Lehigh	71 73	191	H	Temple	78 74
												205	H	Villanova	58 54
												315	N	St. Francis Brooklyn	64 42
LAST 12 Division I GAMES:															
26	H	Quinnipiac	67 69	21	A	Seton Hall	60 77								
1	A	Notre Dame	50 64	80	A	Drexel	63 76								
107	A	Penn	51 65	106	A	Liberty	75 76								
205	H	Villanova	58 54	191	H	Temple	78 74								
100	H	Lehigh	71 73	52	A	Rutgers	52 76								
315	N	St. Francis Brooklyn	64 42												

Non-Div I Games:

Saint Joseph's

■ Loss,
 ■ Non-Conf,
 ■ S Site,
 ■ H Home
 ■ A Away
 N Neutral

Saint Louis

Through Games Of Dec. 28, 2014

Average RPI Win:	280	WON-LOST	WINNING	LAST 10	STRENGTH OF	OPP. STRENGTH	TEAM	ADJ.	CONF.	ADJ CONF.
Average RPI Loss:	107	RECORD	PCT. RANK	GAMES	SCHEDULE	OF SCHEDULE	RPI	RPI	RPI	RPI
DIV. I ONLY	5- 6	180	4- 5	144	257	152	152	6	6	
DIV. I NON-CONF.	5- 6	176	5- 6	149	255	154	154	6	6	
TOTALS	RPI 1-25	RPI 26-50	W-L RECORDS	RPI 51-100	RPI 101-150	RPI 150+				
5- 6	0- 0	0- 2	OVERALL	0- 2	0- 0	5- 2				
1- 2	0- 0	0- 1	HOME	0- 0	0- 0	1- 1				
3- 3	0- 0	0- 1	AWAY	0- 2	0- 0	3- 0				
1- 1	0- 0	0- 0	NEUTRAL	0- 0	0- 0	1- 1				
5- 6	0- 0	0- 2	NON-CONFERENCE	0- 2	0- 0	5- 2				
1- 2	0- 0	0- 1	HOME	0- 0	0- 0	1- 1				
3- 3	0- 0	0- 1	AWAY	0- 2	0- 0	3- 0				
1- 1	0- 0	0- 0	NEUTRAL	0- 0	0- 0	1- 1				
0- 0	0- 0	0- 0	CONFERENCE	0- 0	0- 0	0- 0				
0- 0	0- 0	0- 0	HOME	0- 0	0- 0	0- 0				
0- 0	0- 0	0- 0	AWAY	0- 0	0- 0	0- 0				
0- 0	0- 0	0- 0	NEUTRAL	0- 0	0- 0	0- 0				

RPI 1-25				RPI 26-50				RPI 51-100				RPI 101+				Team's RPI: 152
RPI	S	Opponent	Score	RPI	S	Opponent	Score	RPI	S	Opponent	Score	RPI	S	Opponent	Score	
				28	A	Indiana St.	60 63	53	A	Vanderbilt	57 75	158	H	Mercer	75 80	
				28	H	Indiana St.	58 68	93	A	Missouri	55 74	245	A	Tulsa	63 58	
												256	A	Southeast Mo. St.	74 56	
												258	H	SIUE	74 63	
												284	N	Austin Peay	81 86	
												316	A	Eastern Ill.	63 49	
												323	N	Utah Valley	68 66	
LAST 12 Division I GAMES:																
				284	N	Austin Peay	81 86	316	A	Eastern Ill.	63 49					
				28	H	Indiana St.	58 68	323	N	Utah Valley	68 66					
				93	A	Missouri	55 74	256	A	Southeast Mo. St.	74 56					
				245	A	Tulsa	63 58	258	H	SIUE	74 63					
				158	H	Mercer	75 80	28	A	Indiana St.	60 63					
				53	A	Vanderbilt	57 75									

Non-Div I Games: Mo.-St. Louis 68 49

Saint Louis

■ Loss,
 ■ Non-Conf,
 ■ S Site,
 ■ H Home
 ■ A Away
 N Neutral

Saint Peter's

Through Games Of Dec. 28, 2014

Average RPI Win:	0	WON-LOST	WINNING	LAST 10	STRENGTH OF	OPP. STRENGTH	TEAM	ADJ.	CONF.	ADJ CONF.
Average RPI Loss:	211	RECORD	PCT. RANK	GAMES	SCHEDULE	OF SCHEDULE	RPI	RPI	RPI	RPI
DIV. I ONLY	0- 10	338	0- 10	250	328	345	345	23	23	
DIV. I NON-CONF.	0- 8	334	0- 8	229	333	342	342	17	17	
TOTALS	RPI 1-25	RPI 26-50	W-L RECORDS	RPI 51-100	RPI 101-150	RPI 150+				
0- 10	0- 1	0- 0	OVERALL	0- 1	0- 1	0- 7				
0- 3	0- 0	0- 0	HOME	0- 1	0- 1	0- 1				
0- 6	0- 0	0- 0	AWAY	0- 0	0- 0	0- 1				
0- 1	0- 0	0- 0	NEUTRAL	0- 0	0- 0	0- 1				
0- 8	0- 1	0- 0	NON-CONFERENCE	0- 1	0- 1	0- 5				
0- 3	0- 0	0- 0	HOME	0- 1	0- 1	0- 1				
0- 4	0- 1	0- 0	AWAY	0- 0	0- 0	0- 3				
0- 1	0- 0	0- 0	NEUTRAL	0- 0	0- 0	0- 1				
0- 2	0- 0	0- 0	CONFERENCE	0- 0	0- 0	0- 2				
0- 0	0- 0	0- 0	HOME	0- 0	0- 0	0- 0				
0- 2	0- 0	0- 0	AWAY	0- 0	0- 0	0- 2				
0- 0	0- 0	0- 0	NEUTRAL	0- 0	0- 0	0- 0				

RPI 1-25				RPI 26-50				RPI 51-100				RPI 101+ Team's RPI: 345			
RPI	S	Opponent	Score	RPI	S	Opponent	Score	RPI	S	Opponent	Score	RPI	S	Opponent	Score
21	A	Seton Hall	45 75					100	H	Lehigh	58 70	105	H	Lafayette	34 49
												195	A	Niagara	40 73
												242	A	Stony Brook	40 56
												246	A	Canisius	50 75
												280	H	Fairleigh Dickinson	59 76
												287	A	Navy	35 71
												315	N	St. Francis Brooklyn	36 48
												320	A	Loyola Maryland	49 59
LAST 12 Division I GAMES:															
280	H	Fairleigh Dickinson	59 76	105	H	Lafayette	34 49								
246	A	Canisius	50 75	287	A	Navy	35 71								
195	A	Niagara	40 73	320	A	Loyola Maryland	49 59								
315	N	St. Francis Brooklyn	36 48	242	A	Stony Brook	40 56								
21	A	Seton Hall	45 75												
100	H	Lehigh	58 70												

Non-Div I Games:

Saint Peter's

■ Loss,
 ■ Non-Conf,
 S Site,
 ■ Home
 ■ Away
 N Neutral

Average RPI Win:	250	WON-LOST	WINNING	LAST 10	STRENGTH OF	OPP. STRENGTH	TEAM	ADJ.	CONF.	ADJ CONF.
Average RPI Loss:	158	RECORD	PCT. RANK	GAMES	SCHEDULE	OF SCHEDULE	RPI	RPI	RPI	RPI
DIV. I ONLY	1- 8	322	1- 8	155	247	305	305	29	29	
DIV. I NON-CONF.	1- 8	319	1- 8	157	246	308	308	29	29	
TOTALS	RPI 1-25	RPI 26-50	W-L RECORDS	RPI 51-100	RPI 101-150	RPI 150+				
1- 8	0- 0	0- 2	OVERALL	0- 1	0- 0	1- 5				
1- 1	0- 0	0- 0	HOME	0- 0	0- 0	1- 1				
0- 5	0- 0	0- 1	AWAY	0- 1	0- 0	0- 3				
0- 2	0- 0	0- 1	NEUTRAL	0- 0	0- 0	0- 1				
1- 8	0- 0	0- 2	NON-CONFERENCE	0- 1	0- 0	1- 5				
1- 1	0- 0	0- 0	HOME	0- 0	0- 0	1- 1				
0- 5	0- 0	0- 1	AWAY	0- 1	0- 0	0- 3				
0- 2	0- 0	0- 1	NEUTRAL	0- 0	0- 0	0- 1				
0- 0	0- 0	0- 0	CONFERENCE	0- 0	0- 0	0- 0				
0- 0	0- 0	0- 0	HOME	0- 0	0- 0	0- 0				
0- 0	0- 0	0- 0	AWAY	0- 0	0- 0	0- 0				
0- 0	0- 0	0- 0	NEUTRAL	0- 0	0- 0	0- 0				

RPI 1-25				RPI 26-50				RPI 51-100				RPI 101+				Team's RPI: 305	
RPI	S	Opponent	Score	RPI	S	Opponent	Score	RPI	S	Opponent	Score	RPI	S	Opponent	Score		
				42	N	Southern California	67 88	57	A	South Dakota St.	49 60	181	A	La.-Lafayette	46 65		
				49	A	Wichita St.	46 70					184	A	TCU	55 79		
												207	H	Prairie View	53 70		
												208	A	LSU	45 71		
												250	H	Texas Southern	61 54		
												332	N	Florida A&M	67 69		
LAST 12 Division I GAMES:																	
				332	N	Florida A&M	67 69	49	A	Wichita St.	46 70						
				42	N	Southern California	67 88	184	A	TCU	55 79						
				57	A	South Dakota St.	49 60	207	H	Prairie View	53 70						
				208	A	LSU	45 71	181	A	La.-Lafayette	46 65						
								250	H	Texas Southern	61 54						

Non-Div I Games: Wiley 48 65

Sam Houston St.

Average RPI Win:	251	WON-LOST	WINNING	LAST 10	STRENGTH OF	OPP. STRENGTH	TEAM	ADJ.	CONF.	ADJ CONF.
Average RPI Loss:	134	RECORD	PCT. RANK	GAMES	SCHEDULE	OF SCHEDULE	RPI	RPI	RPI	RPI
DIV. I ONLY	6- 6	153	5- 5	273	188	217	217	17	17	
DIV. I NON-CONF.	6- 6	152	6- 6	273	184	219	219	18	18	
TOTALS	RPI 1-25	RPI 26-50	W-L RECORDS	RPI 51-100	RPI 101-150	RPI 150+				
6- 6	0- 0	0- 1	OVERALL	0- 2	0- 0	6- 3				
5- 0	0- 0	0- 0	HOME	0- 0	0- 0	5- 0				
0- 5	0- 0	0- 1	AWAY	0- 1	0- 0	0- 3				
1- 1	0- 0	0- 0	NEUTRAL	0- 1	0- 0	1- 0				
6- 6	0- 0	0- 1	NON-CONFERENCE	0- 2	0- 0	6- 3				
5- 0	0- 0	0- 0	HOME	0- 0	0- 0	5- 0				
0- 5	0- 0	0- 1	AWAY	0- 1	0- 0	0- 3				
1- 1	0- 0	0- 0	NEUTRAL	0- 1	0- 0	1- 0				
0- 0	0- 0	0- 0	CONFERENCE	0- 0	0- 0	0- 0				
0- 0	0- 0	0- 0	HOME	0- 0	0- 0	0- 0				
0- 0	0- 0	0- 0	AWAY	0- 0	0- 0	0- 0				
0- 0	0- 0	0- 0	NEUTRAL	0- 0	0- 0	0- 0				

RPI 1-25			RPI 26-50			RPI 51-100			RPI 101+			Team's RPI: 217
RPI	S	Opponent	Score	RPI	S	Opponent	Score	RPI	S	Opponent	Score	
				38	A	Tulane	56 58	61	A	Auburn	41 64	165 H North Florida 81 47
								77	N	UCLA	52 71	196 A Memphis 48 64
												209 H UT Martin 79 75
												211 A Georgia St. 56 61
												223 A Troy 67 76
												241 H UAB 70 41
												248 N Penn St. 59 56
												306 H Alabama St. 56 43
												335 H Alabama A&M 61 50
LAST 12 Division I GAMES:												
306	H	Alabama St.	56 43	38	A	Tulane	56 58	61	A	Auburn	41 64	
77	N	UCLA	52 71	241	H	UAB	70 41	223	A	Troy	67 76	
209	H	UT Martin	79 75	248	N	Penn St.	59 56	211	A	Georgia St.	56 61	
165	H	North Florida	81 47									
335	H	Alabama A&M	61 50									
196	A	Memphis	48 64									

Non-Div I Games:

Samford

Average RPI Loss: 15

Average RPI Win:	204	WON-LOST	WINNING	LAST 10	STRENGTH OF	OPP. STRENGTH	TEAM	ADJ.	CONF.	ADJ CONF.
Average RPI Loss:	15	RECORD	PCT. RANK	GAMES	SCHEDULE	OF SCHEDULE	RPI	RPI	RPI	RPI
DIV. I ONLY	9- 1	21	9- 1	311	25	97	97	8	8	
DIV. I NON-CONF.	8- 1	26	8- 1	299	34	86	86	8	8	
<hr/>										
TOTALS	RPI 1-25	RPI 26-50	W-L RECORDS	RPI 51-100	RPI 101-150	RPI 150+				
9- 1	0- 1	0- 0	OVERALL	1- 0	2- 0	6- 0				
4- 1	0- 1	0- 0	HOME	0- 0	2- 0	2- 0				
5- 0	0- 0	0- 0	AWAY	1- 0	0- 0	4- 0				
0- 0	0- 0	0- 0	NEUTRAL	0- 0	0- 0	0- 0				
<hr/>										
8- 1	0- 1	0- 0	NON-CONFERENCE	1- 0	2- 0	5- 0				
4- 1	0- 1	0- 0	HOME	0- 0	2- 0	2- 0				
4- 0	0- 0	0- 0	AWAY	1- 0	0- 0	3- 0				
0- 0	0- 0	0- 0	NEUTRAL	0- 0	0- 0	0- 0				
<hr/>										
1- 0	0- 0	0- 0	CONFERENCE	0- 0	0- 0	1- 0				
0- 0	0- 0	0- 0	HOME	0- 0	0- 0	0- 0				
1- 0	0- 0	0- 0	AWAY	0- 0	0- 0	1- 0				
0- 0	0- 0	0- 0	NEUTRAL	0- 0	0- 0	0- 0				

RPI 1-25				RPI 26-50				RPI 51-100				Team's RPI: 97				RPI 101+			
RPI	S	Opponent	Score	RPI	S	Opponent	Score	RPI	S	Opponent	Score	RPI	S	Opponent	Score	RPI	S	Opponent	Score
15	H	Fresno St.	88 93					92	A	Idaho	58 52	120	H	Montana St.	79 64				
												141	H	Dartmouth	78 53				
												173	H	San Diego St.	66 44				
												235	H	Cal St. Fullerton	60 54				
												252	A	Portland	87 65				
												266	A	UC Irvine	87 64				
												269	A	Seattle	59 54				
												289	A	Weber St.	59 50				
LAST 12 Division I GAMES:																			
				252	A	Portland	87 65	269	A	Seattle	59 54								
				266	A	UC Irvine	87 64	173	H	San Diego St.	66 44								
				92	A	Idaho	58 52	289	A	Weber St.	59 50								
				235	H	Cal St. Fullerton	60 54	141	H	Dartmouth	78 53								
								15	H	Fresno St.	88 93								
								120	H	Montana St.	79 64								

Non-Div I Games: Cal St. San Marcos 82 42

San Diego

■ Loss, ■ Non-Conf, S Site, H Home A Away N Neutral

Average RPI Win:	288	WON-LOST	WINNING	LAST 10	STRENGTH OF	OPP. STRENGTH	TEAM	ADJ.	CONF.	ADJ CONF.
Average RPI Loss:	54	RECORD	PCT. RANK	GAMES	SCHEDULE	OF SCHEDULE	RPI	RPI	RPI	RPI
DIV. I ONLY	3- 8	264	2- 8	27	149	173	173	19	19	
DIV. I NON-CONF.	3- 8	264	3- 8	28	149	174	174	20	20	
TOTALS	RPI 1-25	RPI 26-50	W-L RECORDS	RPI 51-100	RPI 101-150	RPI 150+				
3- 8	0- 2	0- 2	OVERALL	0- 4	0- 0	3- 0				
2- 3	0- 1	0- 1	HOME	0- 1	0- 0	2- 0				
0- 4	0- 1	0- 0	AWAY	0- 3	0- 0	0- 0				
1- 1	0- 0	0- 1	NEUTRAL	0- 0	0- 0	1- 0				
3- 8	0- 2	0- 2	NON-CONFERENCE	0- 4	0- 0	3- 0				
2- 3	0- 1	0- 1	HOME	0- 1	0- 0	2- 0				
0- 4	0- 1	0- 0	AWAY	0- 3	0- 0	0- 0				
1- 1	0- 0	0- 1	NEUTRAL	0- 0	0- 0	1- 0				
0- 0	0- 0	0- 0	CONFERENCE	0- 0	0- 0	0- 0				
0- 0	0- 0	0- 0	HOME	0- 0	0- 0	0- 0				
0- 0	0- 0	0- 0	AWAY	0- 0	0- 0	0- 0				
0- 0	0- 0	0- 0	NEUTRAL	0- 0	0- 0	0- 0				

RPI 1-25				RPI 26-50				RPI 51-100				RPI 101+ Team's RPI: 173			
RPI	S	Opponent	Score	RPI	S	Opponent	Score	RPI	S	Opponent	Score	RPI	S	Opponent	Score
11	A	South Carolina	38 89	30	H	Long Beach St.	62 74	71	A	Furman	43 60	257	N	Idaho St.	68 53
24	H	Washington	48 69	44	N	Michigan	50 70	73	H	CSUN	54 65	268	H	Sacramento St.	99 91
								78	A	UC Riverside	54 64	339	H	UC Santa Barbara	64 58
								97	A	San Diego	44 66				
LAST 12 Division I GAMES:															
78	A	UC Riverside	54 64	339	H	UC Santa Barbara	64 58								
73	H	CSUN	54 65	44	N	Michigan	50 70								
24	H	Washington	48 69	257	N	Idaho St.	68 53								
97	A	San Diego	44 66	11	A	South Carolina	38 89								
268	H	Sacramento St.	99 91	71	A	Furman	43 60								
				30	H	Long Beach St.	62 74								

Non-Div I Games:

San Diego St.

San Francisco

Through Games Of Dec. 28, 2014

Average RPI Win:	251	WON-LOST	WINNING	LAST 10	STRENGTH OF	OPP. STRENGTH	TEAM	ADJ.	CONF.	ADJ CONF.
Average RPI Loss:	59	RECORD	PCT. RANK	GAMES	SCHEDULE	OF SCHEDULE	RPI	RPI	RPI	RPI
DIV. I ONLY	7- 3	76	6- 3	254	183	132	132	8	8	
DIV. I NON-CONF.	7- 2	50	7- 2	286	193	103	103	8	8	
TOTALS	RPI 1-25	RPI 26-50	W-L RECORDS	RPI 51-100	RPI 101-150	RPI 150+				
7- 3	0- 0	0- 1	OVERALL	0- 2	1- 0	6- 0				
5- 1	0- 0	0- 0	HOME	0- 1	0- 0	5- 0				
2- 2	0- 0	0- 1	AWAY	0- 1	1- 0	1- 0				
0- 0	0- 0	0- 0	NEUTRAL	0- 0	0- 0	0- 0				
7- 2	0- 0	0- 1	NON-CONFERENCE	0- 1	1- 0	6- 0				
5- 0	0- 0	0- 0	HOME	0- 0	0- 0	5- 0				
2- 2	0- 0	0- 1	AWAY	0- 1	1- 0	1- 0				
0- 0	0- 0	0- 0	NEUTRAL	0- 0	0- 0	0- 0				
0- 1	0- 0	0- 0	CONFERENCE	0- 1	0- 0	0- 0				
0- 1	0- 0	0- 0	HOME	0- 1	0- 0	0- 0				
0- 0	0- 0	0- 0	AWAY	0- 0	0- 0	0- 0				
0- 0	0- 0	0- 0	NEUTRAL	0- 0	0- 0	0- 0				

RPI	S	Opponent	Score	RPI	S	Opponent	Score	RPI	S	Opponent	Score	RPI	S	Opponent	Score	Team's RPI: 132
30	A	Long Beach St.	58 70	68	H	Pacific	54 92	78	A	UC Riverside	53 66	143	A	UC Davis	73 70	
												159	H	San Jose St.	77 62	
												229	H	Nevada	63 48	
												269	A	Seattle	67 56	
												291	H	Columbia	70 65	
												323	H	Utah Valley	69 50	
												346	H	North Texas	60 42	
LAST 12 Division I GAMES:																
68	H	Pacific	54 92	143	A	UC Davis	73 70	323	H	Utah Valley	69 50	229	H	Nevada	63 48	
159	H	San Jose St.	77 62	78	A	UC Riverside	53 66	291	H	Columbia	70 65	269	A	Seattle	67 56	
346	H	North Texas	60 42	30	A	Long Beach St.	58 70									

Non-Div I Games: Cal St. Monterey Ba85 48 Sonoma St. 83 42

San Francisco

■ Loss,
 ■ Non-Conf, S Site,
 ■ Home
 ■ Away
 N Neutral

Average RPI Win:	250	WON-LOST	WINNING	LAST 10	STRENGTH OF	OPP. STRENGTH	TEAM	ADJ.	CONF.	ADJ CONF.
Average RPI Loss:	103	RECORD	PCT. RANK	GAMES	SCHEDULE	OF SCHEDULE	RPI	RPI	RPI	RPI
DIV. I ONLY	5- 5	153	5- 4	253	70	159	159	19	19	
DIV. I NON-CONF.	5- 5	152	5- 5	253	72	161	161	20	20	
TOTALS	RPI 1-25	RPI 26-50	W-L RECORDS	RPI 51-100	RPI 101-150	RPI 150+				
5- 5	0- 1	0- 0	OVERALL	0- 2	1- 1	4- 1				
3- 0	0- 0	0- 0	HOME	0- 0	1- 0	2- 0				
1- 5	0- 1	0- 0	AWAY	0- 2	0- 1	1- 1				
1- 0	0- 0	0- 0	NEUTRAL	0- 0	0- 0	1- 0				
5- 5	0- 1	0- 0	NON-CONFERENCE	0- 2	1- 1	4- 1				
3- 0	0- 0	0- 0	HOME	0- 0	1- 0	2- 0				
1- 5	0- 1	0- 0	AWAY	0- 2	0- 1	1- 1				
1- 0	0- 0	0- 0	NEUTRAL	0- 0	0- 0	1- 0				
0- 0	0- 0	0- 0	CONFERENCE	0- 0	0- 0	0- 0				
0- 0	0- 0	0- 0	HOME	0- 0	0- 0	0- 0				
0- 0	0- 0	0- 0	AWAY	0- 0	0- 0	0- 0				
0- 0	0- 0	0- 0	NEUTRAL	0- 0	0- 0	0- 0				

RPI 1-25				RPI 26-50				RPI 51-100				RPI 101+ Team's RPI: 159			
RPI	S	Opponent	Score	RPI	S	Opponent	Score	RPI	S	Opponent	Score	RPI	S	Opponent	Score
23	A	California	87 110					62	A	Colorado	89 97	132	A	San Francisco	62 77
								78	A	UC Riverside	80 100	143	H	UC Davis	89 75
												221	A	Utah	87 100
												266	A	UC Irvine	91 65
												268	H	Sacramento St.	102 94
												283	N	Cincinnati	79 54
												291	H	Columbia	119 76
LAST 12 Division I GAMES:															
132	A	San Francisco	62 77	268	H	Sacramento St.	102 94								
143	H	UC Davis	89 75	78	A	UC Riverside	80 100								
62	A	Colorado	89 97	291	H	Columbia	119 76								
283	N	Cincinnati	79 54	221	A	Utah	87 100								
23	A	California	87 110												
266	A	UC Irvine	91 65												

Non-Div I Games: Southern Ore. 110 91

San Jose St.

Santa Clara

Through Games Of Dec. 28, 2014

Average RPI Win:	259	WON-LOST	WINNING	LAST 10	STRENGTH OF	OPP. STRENGTH	TEAM	ADJ.	CONF.	ADJ CONF.
Average RPI Loss:	131	RECORD	PCT. RANK	GAMES	SCHEDULE	OF SCHEDULE	RPI	RPI	RPI	RPI
DIV. I ONLY	4- 5	187	1- 0	279	161	216	216	8	8	
DIV. I NON-CONF.	4- 4	152	1- 0	308	192	207	207	8	8	
TOTALS	RPI 1-25	RPI 26-50	W-L RECORDS	RPI 51-100	RPI 101-150	RPI 150+				
4- 5	0- 0	0- 0	OVERALL	0- 3	1- 0	3- 2				
0- 2	0- 0	0- 0	HOME	0- 1	0- 0	0- 1				
2- 3	0- 0	0- 0	AWAY	0- 2	0- 0	2- 1				
2- 0	0- 0	0- 0	NEUTRAL	0- 0	1- 0	1- 0				
4- 4	0- 0	0- 0	NON-CONFERENCE	0- 2	1- 0	3- 2				
0- 1	0- 0	0- 0	HOME	0- 0	0- 0	0- 1				
2- 3	0- 0	0- 0	AWAY	0- 2	0- 0	2- 1				
2- 0	0- 0	0- 0	NEUTRAL	0- 0	1- 0	1- 0				
0- 1	0- 0	0- 0	CONFERENCE	0- 1	0- 0	0- 0				
0- 1	0- 0	0- 0	HOME	0- 1	0- 0	0- 0				
0- 0	0- 0	0- 0	AWAY	0- 0	0- 0	0- 0				
0- 0	0- 0	0- 0	NEUTRAL	0- 0	0- 0	0- 0				

RPI 1-25			RPI 26-50			RPI 51-100			RPI 101+			Team's RPI: 216
RPI	S	Opponent	Score	RPI	S	Opponent	Score	RPI	S	Opponent	Score	
						51	A Stanford	43	82	143	N UC Davis	79 76
						58	H St. Mary's (CA)	61	62	204	A Oregon	88 92
						78	A UC Riverside	69	80	208	N LSU	69 67
										264	H Cal Poly	73 79
										339	A UC Santa Barbara	47 33
										344	A Air Force	85 64
LAST 12 Division I GAMES:												
						51	A Stanford	43	82	344	A Air Force	85 64
						143	N UC Davis	79	76	58	H St. Mary's (CA)	61 62
						264	H Cal Poly	73	79	204	A Oregon	88 92
						208	N LSU	69	67			
						339	A UC Santa Barbara	47	33			
						78	A UC Riverside	69	80			

Non-Div I Games: San Fran. St. 87 41

Santa Clara

Loss, Non-Conf, S Site, H Home A Away N Neutral

Average RPI Win:	240	WON-LOST	WINNING	LAST 10	STRENGTH OF	OPP. STRENGTH	TEAM	ADJ.	CONF.	ADJ CONF.
Average RPI Loss:	80	RECORD	PCT. RANK	GAMES	SCHEDULE	OF SCHEDULE	RPI	RPI	RPI	RPI
DIV. I ONLY	3- 5	217	3- 5	33	194	114	114	33	33	
DIV. I NON-CONF.	3- 4	193	3- 4	4	226	50	50	31	31	
TOTALS	RPI 1-25	RPI 26-50	W-L RECORDS	RPI 51-100	RPI 101-150	RPI 150+				
3- 5	0- 2	0- 1	OVERALL	0- 1	0- 0	3- 1				
2- 1	0- 0	0- 0	HOME	0- 0	0- 0	2- 1				
1- 4	0- 2	0- 1	AWAY	0- 1	0- 0	1- 0				
0- 0	0- 0	0- 0	NEUTRAL	0- 0	0- 0	0- 0				
3- 4	0- 2	0- 1	NON-CONFERENCE	0- 1	0- 0	3- 0				
2- 0	0- 0	0- 0	HOME	0- 0	0- 0	2- 0				
1- 4	0- 2	0- 1	AWAY	0- 1	0- 0	1- 0				
0- 0	0- 0	0- 0	NEUTRAL	0- 0	0- 0	0- 0				
0- 1	0- 0	0- 0	CONFERENCE	0- 0	0- 0	0- 1				
0- 1	0- 0	0- 0	HOME	0- 0	0- 0	0- 1				
0- 0	0- 0	0- 0	AWAY	0- 0	0- 0	0- 0				
0- 0	0- 0	0- 0	NEUTRAL	0- 0	0- 0	0- 0				

RPI 1-25				RPI 26-50				RPI 51-100				RPI 101+ Team's RPI: 114			
RPI	S	Opponent	Score	RPI	S	Opponent	Score	RPI	S	Opponent	Score	RPI	S	Opponent	Score
11	A	South Carolina	49 111	47	A	Arkansas	46 75	61	A	Auburn	56 62	192	H	Florida	68 58
18	A	Florida St.	51 97									223	A	Troy	83 80
												263	H	Bethune-Cookman	52 59
												306	H	Alabama St.	71 62
LAST 12 Division I GAMES:															
306	H	Alabama St.	71 62	18	A	Florida St.	51 97	61	A	Auburn	56 62	11	A	South Carolina	49 111
47	A	Arkansas	46 75					263	H	Bethune-Cookman	52 59	192	H	Florida	68 58
								223	A	Troy	83 80				

Non-Div I Games: Columbia (SC) 106 60

Savannah St.

Average RPI Win:	252	WON-LOST	WINNING	LAST 10	STRENGTH OF	OPP. STRENGTH	TEAM	ADJ.	CONF.	ADJ CONF.
Average RPI Loss:	112	RECORD	PCT. RANK	GAMES	SCHEDULE	OF SCHEDULE	RPI	RPI	RPI	RPI
DIV. I ONLY	2- 9	302	2- 8	94	190	269	269	32	32	
DIV. I NON-CONF.	2- 9	299	2- 9	99	186	271	271	33	33	
TOTALS	RPI 1-25	RPI 26-50	W-L RECORDS	RPI 51-100	RPI 101-150	RPI 150+				
2- 9	0- 1	0- 1	OVERALL	0- 3	0- 2	2- 2				
2- 6	0- 1	0- 0	HOME	0- 2	0- 1	2- 2				
0- 3	0- 0	0- 1	AWAY	0- 1	0- 1	0- 0				
0- 0	0- 0	0- 0	NEUTRAL	0- 0	0- 0	0- 0				
2- 9	0- 1	0- 1	NON-CONFERENCE	0- 3	0- 2	2- 2				
2- 6	0- 1	0- 0	HOME	0- 2	0- 1	2- 2				
0- 3	0- 0	0- 1	AWAY	0- 1	0- 1	0- 0				
0- 0	0- 0	0- 0	NEUTRAL	0- 0	0- 0	0- 0				
0- 0	0- 0	0- 0	CONFERENCE	0- 0	0- 0	0- 0				
0- 0	0- 0	0- 0	HOME	0- 0	0- 0	0- 0				
0- 0	0- 0	0- 0	AWAY	0- 0	0- 0	0- 0				
0- 0	0- 0	0- 0	NEUTRAL	0- 0	0- 0	0- 0				

RPI 1-25				RPI 26-50				RPI 51-100				RPI 101+ Team's RPI: 269			
RPI	S	Opponent	Score	RPI	S	Opponent	Score	RPI	S	Opponent	Score	RPI	S	Opponent	Score
24	H	Washington	69 102	30	A	Long Beach St.	73 85	54	A	Washington St.	62 82	120	A	Montana St.	61 74
								92	H	Idaho	50 65	132	H	San Francisco	56 67
								97	H	San Diego	54 59	199	H	Montana	64 70
												210	H	Portland St.	54 47
												257	H	Idaho St.	55 63
												294	H	Loyola Marymount	62 57
LAST 12 Division I GAMES:															
257	H	Idaho St.	55 63	294	H	Loyola Marymount	62 57	24	H	Washington	69 102				
199	H	Montana	64 70	92	H	Idaho	50 65	120	A	Montana St.	61 74				
132	H	San Francisco	56 67	54	A	Washington St.	62 82	210	H	Portland St.	54 47				
97	H	San Diego	54 59												
30	A	Long Beach St.	73 85												

Non-Div I Games:

Seattle

Average RPI Win:	158	WON-LOST	WINNING	LAST 10	STRENGTH OF	OPP. STRENGTH	TEAM	ADJ.	CONF.	ADJ CONF.
Average RPI Loss:	39	RECORD	PCT. RANK	GAMES	SCHEDULE	OF SCHEDULE	RPI	RPI	RPI	RPI
DIV. I ONLY	12- 1	6	1- 1	122	96	21	21	7	7	
DIV. I NON-CONF.	11- 1	9	1- 1	141	124	28	28	7	7	
TOTALS	RPI 1-25	RPI 26-50	W-L RECORDS	RPI 51-100	RPI 101-150	RPI 150+				
12- 1	0- 0	2- 1	OVERALL	2- 0	2- 0	6- 0				
9- 0	0- 0	1- 0	HOME	2- 0	1- 0	5- 0				
3- 1	0- 0	1- 1	AWAY	0- 0	1- 0	1- 0				
0- 0	0- 0	0- 0	NEUTRAL	0- 0	0- 0	0- 0				
11- 1	0- 0	1- 1	NON-CONFERENCE	2- 0	2- 0	6- 0				
9- 0	0- 0	1- 0	HOME	2- 0	1- 0	5- 0				
2- 1	0- 0	0- 1	AWAY	0- 0	1- 0	1- 0				
0- 0	0- 0	0- 0	NEUTRAL	0- 0	0- 0	0- 0				
1- 0	0- 0	1- 0	CONFERENCE	0- 0	0- 0	0- 0				
0- 0	0- 0	0- 0	HOME	0- 0	0- 0	0- 0				
1- 0	0- 0	1- 0	AWAY	0- 0	0- 0	0- 0				
0- 0	0- 0	0- 0	NEUTRAL	0- 0	0- 0	0- 0				

RPI 1-25			Team's RPI: 21		RPI 26-50			RPI 51-100			RPI 101+				
RPI	S	Opponent	Score	RPI	S	Opponent	Score	RPI	S	Opponent	Score	RPI	S	Opponent	Score
				39	A	West Virginia	87 89	56	H	Kennesaw St.	77 74	105	H	Lafayette	80 63
				46	H	Georgia	70 51	74	H	Illinois	82 72	148	A	Fordham	56 43
				50	A	Creighton	79 74					153	H	Fairfield	79 47
												154	H	Saint Joseph's	77 60
												239	H	NJIT	74 62
												248	A	Penn St.	75 70
												277	H	Rider	66 47
												345	H	Saint Peter's	75 45
LAST 12 Division I GAMES:															
				248	A	Penn St.	75 70	74	H	Illinois	82 72				
				39	A	West Virginia	87 89	105	H	Lafayette	80 63				
				46	H	Georgia	70 51	148	A	Fordham	56 43				
				239	H	NJIT	74 62	50	A	Creighton	79 74				
				153	H	Fairfield	79 47	154	H	Saint Joseph's	77 60				
				56	H	Kennesaw St.	77 74	345	H	Saint Peter's	75 45				

Non-Div I Games:

Seton Hall

Average RPI Win:	237	WON-LOST	WINNING	LAST 10	STRENGTH OF	OPP. STRENGTH	TEAM	ADJ.	CONF.	ADJ CONF.
Average RPI Loss:	90	RECORD	PCT. RANK	GAMES	SCHEDULE	OF SCHEDULE	RPI	RPI	RPI	RPI
DIV. I ONLY	6- 4	120	0- 1	239	179	155	155	23	23	
DIV. I NON-CONF.	6- 2	58	0- 1	239	263	114	114	17	17	
TOTALS	RPI 1-25	RPI 26-50	W-L RECORDS	RPI 51-100	RPI 101-150	RPI 150+				
6- 4	0- 0	0- 1	OVERALL	0- 1	1- 1	5- 1				
2- 2	0- 0	0- 0	HOME	0- 0	1- 1	1- 1				
4- 1	0- 0	0- 1	AWAY	0- 0	0- 0	4- 0				
0- 1	0- 0	0- 0	NEUTRAL	0- 1	0- 0	0- 0				
6- 2	0- 0	0- 0	NON-CONFERENCE	0- 1	1- 1	5- 0				
2- 1	0- 0	0- 0	HOME	0- 0	1- 1	1- 0				
4- 0	0- 0	0- 0	AWAY	0- 0	0- 0	4- 0				
0- 1	0- 0	0- 0	NEUTRAL	0- 1	0- 0	0- 0				
0- 2	0- 0	0- 1	CONFERENCE	0- 0	0- 0	0- 1				
0- 1	0- 0	0- 0	HOME	0- 0	0- 0	0- 1				
0- 1	0- 0	0- 1	AWAY	0- 0	0- 0	0- 0				
0- 0	0- 0	0- 0	NEUTRAL	0- 0	0- 0	0- 0				

RPI 1-25				RPI 26-50				RPI 51-100				RPI 101+				Team's RPI: 155	
RPI	S	Opponent	Score	RPI	S	Opponent	Score	RPI	S	Opponent	Score	RPI	S	Opponent	Score		
				26	A	Quinnipiac	65 78	70	N	Akron	74 90	111	H	Albany (NY)	57 76		
												142	H	Central Conn. St.	79 57		
												153	H	Fairfield	55 60		
												176	A	Buffalo	58 50		
												180	A	Sacred Heart	75 65		
												285	A	Binghamton	62 53		
												296	H	Colgate	80 68		
												340	A	Denver	78 62		
LAST 12 Division I GAMES:																	
				70	N	Akron	74 90	26	A	Quinnipiac	65 78						
				296	H	Colgate	80 68	153	H	Fairfield	55 60						
				285	A	Binghamton	62 53	340	A	Denver	78 62						
				180	A	Sacred Heart	75 65	142	H	Central Conn. St.	79 57						
				111	H	Albany (NY)	57 76	176	A	Buffalo	58 50						

Non-Div I Games:

Siena

Average RPI Win:	306	WON-LOST	WINNING	LAST 10	STRENGTH OF	OPP. STRENGTH	TEAM	ADJ.	CONF.	ADJ CONF.
Average RPI Loss:	192	RECORD	PCT. RANK	GAMES	SCHEDULE	OF SCHEDULE	RPI	RPI	RPI	RPI
DIV. I ONLY	1- 6	319	1- 6	227	335	331	331	21	21	
DIV. I NON-CONF.	1- 6	314	1- 6	228	336	330	330	22	22	
TOTALS	RPI 1-25	RPI 26-50	W-L RECORDS	RPI 51-100	RPI 101-150	RPI 150+				
1- 6	0- 0	0- 1	OVERALL	0- 0	0- 0	1- 5				
1- 2	0- 0	0- 1	HOME	0- 0	0- 0	1- 1				
0- 4	0- 0	0- 0	AWAY	0- 0	0- 0	0- 4				
0- 0	0- 0	0- 0	NEUTRAL	0- 0	0- 0	0- 0				
1- 6	0- 0	0- 1	NON-CONFERENCE	0- 0	0- 0	1- 5				
1- 2	0- 0	0- 1	HOME	0- 0	0- 0	1- 1				
0- 4	0- 0	0- 0	AWAY	0- 0	0- 0	0- 4				
0- 0	0- 0	0- 0	NEUTRAL	0- 0	0- 0	0- 0				
0- 0	0- 0	0- 0	CONFERENCE	0- 0	0- 0	0- 0				
0- 0	0- 0	0- 0	HOME	0- 0	0- 0	0- 0				
0- 0	0- 0	0- 0	AWAY	0- 0	0- 0	0- 0				
0- 0	0- 0	0- 0	NEUTRAL	0- 0	0- 0	0- 0				

RPI S	Opponent	Score	RPI S	Opponent	Score	RPI S	Opponent	Score	RPI S	Opponent	Score	Team's RPI: 331
28	H Indiana St.	53 74							166	A Ole Miss	48 88	
									206	A Nicholls St.	62 66	
									212	H Southern Miss.	53 64	
									241	A UAB	43 73	
									301	A Tennessee Tech	66 70	
									306	H Alabama St.	64 61	
LAST 12 Division I GAMES:												
301	A Tennessee Tech	66 70	241	A UAB	43 73							
166	A Ole Miss	48 88										
206	A Nicholls St.	62 66										
28	H Indiana St.	53 74										
306	H Alabama St.	64 61										
212	H Southern Miss.	53 64										

Non-Div I Games: Mobile 71 67 Spring Hill 69 42

South Ala.

South Carolina

Through Games Of Dec. 28, 2014

Average RPI Win:	116	WON-LOST	WINNING	LAST 10	STRENGTH OF	OPP. STRENGTH	TEAM	ADJ.	CONF.	ADJ CONF.
Average RPI Loss:	0	RECORD	PCT. RANK	GAMES	SCHEDULE	OF SCHEDULE	RPI	RPI	RPI	RPI
DIV. I ONLY	12- 0	1	10- 0	133	2	11	11	3	3	
DIV. I NON-CONF.	12- 0	1	12- 0	140	2	12	12	3	3	
TOTALS	RPI 1-25	RPI 26-50	W-L RECORDS	RPI 51-100	RPI 101-150	RPI 150+				
12- 0	1- 0	1- 0	OVERALL	4- 0	3- 0	3- 0				
6- 0	0- 0	1- 0	HOME	1- 0	1- 0	3- 0				
2- 0	1- 0	0- 0	AWAY	1- 0	0- 0	0- 0				
4- 0	0- 0	0- 0	NEUTRAL	2- 0	2- 0	0- 0				
12- 0	1- 0	1- 0	NON-CONFERENCE	4- 0	3- 0	3- 0				
6- 0	0- 0	1- 0	HOME	1- 0	1- 0	3- 0				
2- 0	1- 0	0- 0	AWAY	1- 0	0- 0	0- 0				
4- 0	0- 0	0- 0	NEUTRAL	2- 0	2- 0	0- 0				
0- 0	0- 0	0- 0	CONFERENCE	0- 0	0- 0	0- 0				
0- 0	0- 0	0- 0	HOME	0- 0	0- 0	0- 0				
0- 0	0- 0	0- 0	AWAY	0- 0	0- 0	0- 0				
0- 0	0- 0	0- 0	NEUTRAL	0- 0	0- 0	0- 0				

RPI S	Opponent	Score	RPI S	Opponent	Score	RPI S	Opponent	Score	RPI S	Opponent	Score
7	A Duke	51 50	42	H Southern California	70 61	64	N Syracuse	67 63	106	N Liberty	84 44
						66	A Hampton	69 49	114	H Savannah St.	111 49
						84	N Central Mich.	80 45	116	N Wisconsin	67 44
						96	H Clemson	99 41	173	H San Diego St.	89 38
									200	H Charlotte	82 61
									327	H N.C. Central	90 26
LAST 12 Division I GAMES:											
327	H N.C. Central	90 26	106	N Liberty	84 44						
64	N Syracuse	67 63	84	N Central Mich.	80 45						
116	N Wisconsin	67 44	66	A Hampton	69 49						
173	H San Diego St.	89 38	114	H Savannah St.	111 49						
96	H Clemson	99 41	7	A Duke	51 50						
42	H Southern California	70 61	200	H Charlotte	82 61						

Non-Div I Games:

South Carolina

Loss, Non-Conf, S Site, H Home A Away N Neutral

Average RPI Win:	245	WON-LOST	WINNING	LAST 10	STRENGTH OF	OPP. STRENGTH	TEAM	ADJ.	CONF.	ADJ CONF.
Average RPI Loss:	216	RECORD	PCT. RANK	GAMES	SCHEDULE	OF SCHEDULE	RPI	RPI	RPI	RPI
DIV. I ONLY	6- 4	120	6- 3	345	217	279	279	33	33	
DIV. I NON-CONF.	5- 3	117	5- 3	330	194	210	210	31	31	
TOTALS	RPI 1-25	RPI 26-50	W-L RECORDS	RPI 51-100	RPI 101-150	RPI 150+				
6- 4	0- 0	0- 0	OVERALL	0- 1	1- 0	5- 3				
5- 1	0- 0	0- 0	HOME	0- 0	1- 0	4- 1				
1- 3	0- 0	0- 0	AWAY	0- 1	0- 0	1- 2				
0- 0	0- 0	0- 0	NEUTRAL	0- 0	0- 0	0- 0				
5- 3	0- 0	0- 0	NON-CONFERENCE	0- 1	1- 0	4- 2				
4- 0	0- 0	0- 0	HOME	0- 0	1- 0	3- 0				
1- 3	0- 0	0- 0	AWAY	0- 1	0- 0	1- 2				
0- 0	0- 0	0- 0	NEUTRAL	0- 0	0- 0	0- 0				
1- 1	0- 0	0- 0	CONFERENCE	0- 0	0- 0	1- 1				
1- 1	0- 0	0- 0	HOME	0- 0	0- 0	1- 1				
0- 0	0- 0	0- 0	AWAY	0- 0	0- 0	0- 0				
0- 0	0- 0	0- 0	NEUTRAL	0- 0	0- 0	0- 0				

RPI 1-25				RPI 26-50				RPI 51-100				RPI 101+				Team's RPI: 279	
RPI	S	Opponent	Score	RPI	S	Opponent	Score	RPI	S	Opponent	Score	RPI	S	Opponent	Score		
								96	A	Clemson	57	66	123	H	Jacksonville St.	55	52
													169	H	USC Upstate	60	50
													175	A	Presbyterian	33	46
													238	H	Col. of Charleston	60	51
													262	A	UNC Greensboro	50	70
													263	H	Bethune-Cookman	68	61
													332	H	Florida A&M	50	55
													335	H	Alabama A&M	69	62
													342	A	Wofford	59	53
LAST 12 Division I GAMES:																	
				332	H	Florida A&M	50	55	238	H	Col. of Charleston	60	51				
				342	A	Wofford	59	53	96	A	Clemson	57	66				
				169	H	USC Upstate	60	50	123	H	Jacksonville St.	55	52				
				175	A	Presbyterian	33	46	335	H	Alabama A&M	69	62				
									262	A	UNC Greensboro	50	70				
									263	H	Bethune-Cookman	68	61				

Non-Div I Games: Columbia (SC) 97 55 Allen 103 55

South Carolina St.

■ Loss,
 ■ Non-Conf,
 ■ S Site,
 ■ H Home
 ■ A Away
 N Neutral

South Dakota

Through Games Of Dec. 28, 2014

Average RPI Win:	187	WON-LOST	WINNING	LAST 10	STRENGTH OF	OPP. STRENGTH	TEAM	ADJ.	CONF.	ADJ CONF.
Average RPI Loss:	54	RECORD	PCT. RANK	GAMES	SCHEDULE	OF SCHEDULE	RPI	RPI	RPI	RPI
DIV. I ONLY	9- 2	41	8- 1	242	28	60	60	25	25	
DIV. I NON-CONF.	9- 2	37	9- 2	242	28	61	61	25	25	
TOTALS	RPI 1-25	RPI 26-50	W-L RECORDS	RPI 51-100	RPI 101-150	RPI 150+				
9- 2	0- 1	0- 0	OVERALL	1- 1	2- 0	6- 0				
5- 0	0- 0	0- 0	HOME	1- 0	1- 0	3- 0				
4- 2	0- 1	0- 0	AWAY	0- 1	1- 0	3- 0				
0- 0	0- 0	0- 0	NEUTRAL	0- 0	0- 0	0- 0				
9- 2	0- 1	0- 0	NON-CONFERENCE	1- 1	2- 0	6- 0				
5- 0	0- 0	0- 0	HOME	1- 0	1- 0	3- 0				
4- 2	0- 1	0- 0	AWAY	0- 1	1- 0	3- 0				
0- 0	0- 0	0- 0	NEUTRAL	0- 0	0- 0	0- 0				
0- 0	0- 0	0- 0	CONFERENCE	0- 0	0- 0	0- 0				
0- 0	0- 0	0- 0	HOME	0- 0	0- 0	0- 0				
0- 0	0- 0	0- 0	AWAY	0- 0	0- 0	0- 0				
0- 0	0- 0	0- 0	NEUTRAL	0- 0	0- 0	0- 0				

RPI 1-25				RPI 26-50				RPI 51-100 Team's RPI: 60				RPI 101+			
RPI	S	Opponent	Score	RPI	S	Opponent	Score	RPI	S	Opponent	Score	RPI	S	Opponent	Score
24	A	Washington	82 96					83	A	Kansas	60 68	102	H	UNI	85 77
								87	H	North Dakota	86 81	128	A	Drake	83 78
												183	A	Marquette	69 65
												210	A	Portland St.	86 57
												232	A	UTSA	76 69
												235	H	Cal St. Fullerton	86 50
												240	H	Valparaiso	81 62
												266	H	UC Irvine	96 52
LAST 12 Division I GAMES:															
232	A	UTSA	76 69	240	H	Valparaiso	81 62								
87	H	North Dakota	86 81	235	H	Cal St. Fullerton	86 50								
210	A	Portland St.	86 57	102	H	UNI	85 77								
83	A	Kansas	60 68	183	A	Marquette	69 65								
128	A	Drake	83 78	266	H	UC Irvine	96 52								
				24	A	Washington	82 96								

Non-Div I Games: St. Mary (KS) 115 51

South Dakota

Loss, Non-Conf, S Site, H Home A Away N Neutral

Average RPI Win:	160	WON-LOST	WINNING	LAST 10	STRENGTH OF	OPP. STRENGTH	TEAM	ADJ.	CONF.	ADJ CONF.
Average RPI Loss:	76	RECORD	PCT. RANK	GAMES	SCHEDULE	OF SCHEDULE	RPI	RPI	RPI	RPI
DIV. I ONLY	8- 4	89	1- 0	64	56	57	57	25	25	
DIV. I NON-CONF.	8- 4	92	1- 0	70	54	58	58	25	25	
TOTALS	RPI 1-25	RPI 26-50	W-L RECORDS	RPI 51-100	RPI 101-150	RPI 150+				
8- 4	1- 1	1- 1	OVERALL	2- 0	0- 2	4- 0				
4- 2	1- 1	0- 1	HOME	2- 0	0- 0	1- 0				
3- 2	0- 0	1- 0	AWAY	0- 0	0- 2	2- 0				
1- 0	0- 0	0- 0	NEUTRAL	0- 0	0- 0	1- 0				
8- 4	1- 1	1- 1	NON-CONFERENCE	2- 0	0- 2	4- 0				
4- 2	1- 1	0- 1	HOME	2- 0	0- 0	1- 0				
3- 2	0- 0	1- 0	AWAY	0- 0	0- 2	2- 0				
1- 0	0- 0	0- 0	NEUTRAL	0- 0	0- 0	1- 0				
0- 0	0- 0	0- 0	CONFERENCE	0- 0	0- 0	0- 0				
0- 0	0- 0	0- 0	HOME	0- 0	0- 0	0- 0				
0- 0	0- 0	0- 0	AWAY	0- 0	0- 0	0- 0				
0- 0	0- 0	0- 0	NEUTRAL	0- 0	0- 0	0- 0				

RPI 1-25				RPI 26-50				RPI 51-100				Team's RPI: 57				RPI 101+			
RPI	S	Opponent	Score	RPI	S	Opponent	Score	RPI	S	Opponent	Score	RPI	S	Opponent	Score	RPI	S	Opponent	Score
9	H	Green Bay	75 77	47	A	Arkansas	80 75	55	H	UALR	67 42	109	A	DePaul	62 84				
25	H	Middle Tenn.	65 61	50	H	Creighton	81 88	98	H	BYU	75 65	135	A	Marist	64 82				
																164	A	Northern Colo.	71 48
																270	A	UNLV	65 59
																305	H	Sam Houston St.	60 49
																319	N	Northern Ill.	55 42
LAST 12 Division I GAMES:																			
270	A	UNLV	65 59	25	H	Middle Tenn.	65 61	55	H	UALR	67 42	164	A	Northern Colo.	71 48				
135	A	Marist	64 82	9	H	Green Bay	75 77	47	A	Arkansas	80 75	319	N	Northern Ill.	55 42				
50	H	Creighton	81 88	305	H	Sam Houston St.	60 49												

Non-Div I Games:

South Dakota St.

Average RPI Win:	155	WON-LOST	WINNING	LAST 10	STRENGTH OF	OPP. STRENGTH	TEAM	ADJ.	CONF.	ADJ CONF.
Average RPI Loss:	25	RECORD	PCT. RANK	GAMES	SCHEDULE	OF SCHEDULE	RPI	RPI	RPI	RPI
DIV. I ONLY	10- 3	54	8- 2	41	89	32	32	9	9	
DIV. I NON-CONF.	9- 3	58	8- 3	60	68	42	42	9	9	
TOTALS	RPI 1-25	RPI 26-50	W-L RECORDS	RPI 51-100	RPI 101-150	RPI 150+				
10- 3	0- 1	1- 2	OVERALL	4- 0	0- 0	5- 0				
5- 1	0- 0	1- 1	HOME	1- 0	0- 0	3- 0				
2- 1	0- 0	0- 1	AWAY	1- 0	0- 0	1- 0				
3- 1	0- 1	0- 0	NEUTRAL	2- 0	0- 0	1- 0				
9- 3	0- 1	1- 2	NON-CONFERENCE	3- 0	0- 0	5- 0				
4- 1	0- 0	1- 1	HOME	0- 0	0- 0	3- 0				
2- 1	0- 0	0- 1	AWAY	1- 0	0- 0	1- 0				
3- 1	0- 1	0- 0	NEUTRAL	2- 0	0- 0	1- 0				
1- 0	0- 0	0- 0	CONFERENCE	1- 0	0- 0	0- 0				
1- 0	0- 0	0- 0	HOME	1- 0	0- 0	0- 0				
0- 0	0- 0	0- 0	AWAY	0- 0	0- 0	0- 0				
0- 0	0- 0	0- 0	NEUTRAL	0- 0	0- 0	0- 0				

RPI 1-25				RPI 26-50				Team's RPI: 32				RPI 51-100				RPI 101+			
RPI	S	Opponent	Score	RPI	S	Opponent	Score	RPI	S	Opponent	Score	RPI	S	Opponent	Score	RPI	S	Opponent	Score
3	N	Kentucky	57 61	31	H	St. John's (NY)	52 55	72	A	Chattanooga	59 57	164	H	Northern Colo.	84 43				
				41	A	Maryland	67 85	74	N	Illinois	67 61	205	N	Villanova	57 56				
				45	H	Stetson	78 62	79	H	East Carolina	69 62	238	H	Col. of Charleston	67 47				
								81	N	Oklahoma	83 68	248	A	Penn St.	90 87				
												343	H	UNC Asheville	97 53				
LAST 12 Division I GAMES:																			
		79	H	East Carolina	69 62	238	H	Col. of Charleston	67 47										
		248	A	Penn St.	90 87	31	H	St. John's (NY)	52 55										
		164	H	Northern Colo.	84 43	45	H	Stetson	78 62										
		343	H	UNC Asheville	97 53	3	N	Kentucky	57 61										
		41	A	Maryland	67 85	74	N	Illinois	67 61										
		72	A	Chattanooga	59 57	81	N	Oklahoma	83 68										

Non-Div I Games:

South Fla.

■ Loss,
 ■ Non-Conf,
 ■ S Site,
 ■ H Home
 ■ A Away
 N Neutral

Average RPI Win:	304	WON-LOST	WINNING	LAST 10	STRENGTH OF	OPP. STRENGTH	TEAM	ADJ.	CONF.	ADJ CONF.
Average RPI Loss:	144	RECORD	PCT. RANK	GAMES	SCHEDULE	OF SCHEDULE	RPI	RPI	RPI	RPI
DIV. I ONLY	5- 6	180	4- 5	308	279	256	256	26	26	
DIV. I NON-CONF.	5- 6	176	5- 6	314	279	258	258	26	26	
TOTALS	RPI 1-25	RPI 26-50	W-L RECORDS	RPI 51-100	RPI 101-150	RPI 150+				
5- 6	0- 0	0- 0	OVERALL	0- 2	0- 1	5- 3				
1- 2	0- 0	0- 0	HOME	0- 0	0- 0	1- 2				
3- 3	0- 0	0- 0	AWAY	0- 1	0- 1	3- 1				
1- 1	0- 0	0- 0	NEUTRAL	0- 1	0- 0	1- 0				
5- 6	0- 0	0- 0	NON-CONFERENCE	0- 2	0- 1	5- 3				
1- 2	0- 0	0- 0	HOME	0- 0	0- 0	1- 2				
3- 3	0- 0	0- 0	AWAY	0- 1	0- 1	3- 1				
1- 1	0- 0	0- 0	NEUTRAL	0- 1	0- 0	1- 0				
0- 0	0- 0	0- 0	CONFERENCE	0- 0	0- 0	0- 0				
0- 0	0- 0	0- 0	HOME	0- 0	0- 0	0- 0				
0- 0	0- 0	0- 0	AWAY	0- 0	0- 0	0- 0				
0- 0	0- 0	0- 0	NEUTRAL	0- 0	0- 0	0- 0				

RPI 1-25			RPI 26-50			RPI 51-100			RPI 101+			Team's RPI: 256
RPI	S	Opponent	Score	RPI	S	Opponent	Score	RPI	S	Opponent	Score	
						92 N Idaho	62 78	125 A Southern Ill.		62 78		
						93 A Missouri	42 88	152 H Saint Louis		56 74		
								166 A Ole Miss		57 58		
								233 H Western Ill.		62 79		
								255 N Detroit		61 51		
								260 A Central Ark.		48 46		
								324 A Bradley		70 65		
								335 H Alabama A&M		66 38		
								347 A UMKC		65 50		
LAST 12 Division I GAMES:												
						92 N Idaho	62 78	260 A Central Ark.		48 46		
						255 N Detroit	61 51	233 H Western Ill.		62 79		
						347 A UMKC	65 50	324 A Bradley		70 65		
						93 A Missouri	42 88	125 A Southern Ill.		62 78		
						335 H Alabama A&M	66 38	166 A Ole Miss		57 58		
								152 H Saint Louis		56 74		

Non-Div I Games: Ill.-Springfield 73 56

Southeast Mo. St.

Average RPI Win:	307	WON-LOST	WINNING	LAST 10	STRENGTH OF	OPP. STRENGTH	TEAM	ADJ.	CONF.	ADJ CONF.
Average RPI Loss:	124	RECORD	PCT. RANK	GAMES	SCHEDULE	OF SCHEDULE	RPI	RPI	RPI	RPI
DIV. I ONLY	2- 6	281	2- 6	42	318	215	215	29	29	
DIV. I NON-CONF.	2- 6	281	2- 6	44	319	218	218	29	29	
TOTALS	RPI 1-25	RPI 26-50	W-L RECORDS	RPI 51-100	RPI 101-150	RPI 150+				
2- 6	0- 0	0- 2	OVERALL	0- 1	0- 0	2- 3				
2- 1	0- 0	0- 0	HOME	0- 0	0- 0	2- 1				
0- 5	0- 0	0- 2	AWAY	0- 1	0- 0	0- 2				
0- 0	0- 0	0- 0	NEUTRAL	0- 0	0- 0	0- 0				
2- 6	0- 0	0- 2	NON-CONFERENCE	0- 1	0- 0	2- 3				
2- 1	0- 0	0- 0	HOME	0- 0	0- 0	2- 1				
0- 5	0- 0	0- 2	AWAY	0- 1	0- 0	0- 2				
0- 0	0- 0	0- 0	NEUTRAL	0- 0	0- 0	0- 0				
0- 0	0- 0	0- 0	CONFERENCE	0- 0	0- 0	0- 0				
0- 0	0- 0	0- 0	HOME	0- 0	0- 0	0- 0				
0- 0	0- 0	0- 0	AWAY	0- 0	0- 0	0- 0				
0- 0	0- 0	0- 0	NEUTRAL	0- 0	0- 0	0- 0				

RPI 1-25				RPI 26-50				RPI 51-100				RPI 101+				Team's RPI: 215	
RPI	S	Opponent	Score	RPI	S	Opponent	Score	RPI	S	Opponent	Score	RPI	S	Opponent	Score		
				35	A	Mississippi St.	36 97	61	A	Auburn	44 72	181	H	La.-Lafayette	60 71		
				37	A	Minnesota	60 109					208	A	LSU	42 75		
												223	A	Troy	78 80		
												281	H	Southern U.	79 76		
												332	H	Florida A&M	69 67		
LAST 12 Division I GAMES:																	
				332	H	Florida A&M	69 67	181	H	La.-Lafayette	60 71						
				208	A	LSU	42 75	223	A	Troy	78 80						
				35	A	Mississippi St.	36 97	281	H	Southern U.	79 76						
				61	A	Auburn	44 72	37	A	Minnesota	60 109						

Non-Div I Games: William Carey 62 35 Mobile 74 47

Southeastern La.

Average RPI Win:	165	WON-LOST	WINNING	LAST 10	STRENGTH OF	OPP. STRENGTH	TEAM	ADJ.	CONF.	ADJ CONF.
Average RPI Loss:	59	RECORD	PCT. RANK	GAMES	SCHEDULE	OF SCHEDULE	RPI	RPI	RPI	RPI
DIV. I ONLY	8- 3	68	8- 2	66	60	42	42	4	4	
DIV. I NON-CONF.	8- 3	71	8- 3	73	57	41	41	4	4	
TOTALS	RPI 1-25	RPI 26-50	W-L RECORDS	RPI 51-100	RPI 101-150	RPI 150+				
8- 3	1- 1	1- 0	OVERALL	1- 1	0- 1	5- 0				
4- 1	1- 0	0- 0	HOME	1- 0	0- 1	2- 0				
3- 2	0- 1	1- 0	AWAY	0- 1	0- 0	2- 0				
1- 0	0- 0	0- 0	NEUTRAL	0- 0	0- 0	1- 0				
8- 3	1- 1	1- 0	NON-CONFERENCE	1- 1	0- 1	5- 0				
4- 1	1- 0	0- 0	HOME	1- 0	0- 1	2- 0				
3- 2	0- 1	1- 0	AWAY	0- 1	0- 0	2- 0				
1- 0	0- 0	0- 0	NEUTRAL	0- 0	0- 0	1- 0				
0- 0	0- 0	0- 0	CONFERENCE	0- 0	0- 0	0- 0				
0- 0	0- 0	0- 0	HOME	0- 0	0- 0	0- 0				
0- 0	0- 0	0- 0	AWAY	0- 0	0- 0	0- 0				
0- 0	0- 0	0- 0	NEUTRAL	0- 0	0- 0	0- 0				

RPI 1-25				RPI 26-50				Team's RPI: 42				RPI 51-100				RPI 101+			
RPI	S	Opponent	Score	RPI	S	Opponent	Score	RPI	S	Opponent	Score	RPI	S	Opponent	Score	RPI	S	Opponent	Score
11	A	South Carolina	61 70	30	A	Long Beach St.	90 85	58	A	St. Mary's (CA)	58 64	108	H	Oklahoma St.	62 66				
15	H	Fresno St.	68 50					73	H	CSUN	85 74	167	A	SMU	64 57				
												171	A	Davidson	99 64				
												268	H	Sacramento St.	101 99				
												294	H	Loyola Marymount	96 54				
												305	N	Sam Houston St.	88 67				
LAST 12 Division I GAMES:																			
268	H	Sacramento St.	101 99	108	H	Oklahoma St.	62 66												
73	H	CSUN	85 74	294	H	Loyola Marymount	96 54												
58	A	St. Mary's (CA)	58 64	30	A	Long Beach St.	90 85												
167	A	SMU	64 57	171	A	Davidson	99 64												
305	N	Sam Houston St.	88 67	11	A	South Carolina	61 70												
15	H	Fresno St.	68 50																

Non-Div I Games:

Southern California

■ Loss,
 ■ Non-Conf,
 S Site,
 ■ Home
 ■ Away
 N Neutral

Average RPI Win:	236	WON-LOST	WINNING	LAST 10	STRENGTH OF	OPP. STRENGTH	TEAM	ADJ.	CONF.	ADJ CONF.
Average RPI Loss:	89	RECORD	PCT. RANK	GAMES	SCHEDULE	OF SCHEDULE	RPI	RPI	RPI	RPI
DIV. I ONLY	6- 4	120	6- 4	141	224	125	125	16	16	
DIV. I NON-CONF.	6- 4	123	6- 4	145	223	126	126	16	16	
TOTALS	RPI 1-25	RPI 26-50	W-L RECORDS	RPI 51-100	RPI 101-150	RPI 150+				
6- 4	0- 0	0- 1	OVERALL	0- 2	0- 0	6- 1				
4- 1	0- 0	0- 0	HOME	0- 1	0- 0	4- 0				
2- 1	0- 0	0- 0	AWAY	0- 0	0- 0	2- 1				
0- 2	0- 0	0- 1	NEUTRAL	0- 1	0- 0	0- 0				
6- 4	0- 0	0- 1	NON-CONFERENCE	0- 2	0- 0	6- 1				
4- 1	0- 0	0- 0	HOME	0- 1	0- 0	4- 0				
2- 1	0- 0	0- 0	AWAY	0- 0	0- 0	2- 1				
0- 2	0- 0	0- 1	NEUTRAL	0- 1	0- 0	0- 0				
0- 0	0- 0	0- 0	CONFERENCE	0- 0	0- 0	0- 0				
0- 0	0- 0	0- 0	HOME	0- 0	0- 0	0- 0				
0- 0	0- 0	0- 0	AWAY	0- 0	0- 0	0- 0				
0- 0	0- 0	0- 0	NEUTRAL	0- 0	0- 0	0- 0				

RPI 1-25			RPI 26-50			RPI 51-100			RPI 101+			Team's RPI: 125
RPI	S	Opponent	Score	RPI	S	Opponent	Score	RPI	S	Opponent	Score	
				33	N	Oregon St.	55 71	65	N	Toledo	48 64	158 H Mercer 67 52
								74	H	Illinois	42 86	185 A Wright St. 50 70
												196 H Memphis 82 75
												209 A UT Martin 87 78
												256 H Southeast Mo. St. 78 62
												284 A Austin Peay 75 65
												310 H Murray St. 78 63
LAST 12 Division I GAMES:												
284	A	Austin Peay	75 65	65	N	Toledo	48 64					
74	H	Illinois	42 86	33	N	Oregon St.	55 71					
158	H	Mercer	67 52	310	H	Murray St.	78 63					
256	H	Southeast Mo. St.	78 62	209	A	UT Martin	87 78					
196	H	Memphis	82 75									
185	A	Wright St.	50 70									

Non-Div I Games:

Southern Ill.

Average RPI Win:	284	WON-LOST	WINNING	LAST 10	STRENGTH OF	OPP. STRENGTH	TEAM	ADJ.	CONF.	ADJ CONF.
Average RPI Loss:	109	RECORD	PCT. RANK	GAMES	SCHEDULE	OF SCHEDULE	RPI	RPI	RPI	RPI
DIV. I ONLY	5- 4	141	5- 4	289	185	212	212	22	22	
DIV. I NON-CONF.	5- 4	141	5- 4	293	180	214	214	23	23	
TOTALS	RPI 1-25	RPI 26-50	W-L RECORDS	RPI 51-100	RPI 101-150	RPI 150+				
5- 4	0- 1	0- 1	OVERALL	0- 0	0- 0	5- 2				
4- 1	0- 0	0- 1	HOME	0- 0	0- 0	4- 0				
1- 3	0- 1	0- 0	AWAY	0- 0	0- 0	1- 2				
0- 0	0- 0	0- 0	NEUTRAL	0- 0	0- 0	0- 0				
5- 4	0- 1	0- 1	NON-CONFERENCE	0- 0	0- 0	5- 2				
4- 1	0- 0	0- 1	HOME	0- 0	0- 0	4- 0				
1- 3	0- 1	0- 0	AWAY	0- 0	0- 0	1- 2				
0- 0	0- 0	0- 0	NEUTRAL	0- 0	0- 0	0- 0				
0- 0	0- 0	0- 0	CONFERENCE	0- 0	0- 0	0- 0				
0- 0	0- 0	0- 0	HOME	0- 0	0- 0	0- 0				
0- 0	0- 0	0- 0	AWAY	0- 0	0- 0	0- 0				
0- 0	0- 0	0- 0	NEUTRAL	0- 0	0- 0	0- 0				

RPI 1-25				RPI 26-50				RPI 51-100				RPI 101+ Team's RPI: 212			
RPI	S	Opponent	Score	RPI	S	Opponent	Score	RPI	S	Opponent	Score	RPI	S	Opponent	Score
22	A	FGCU	62 78	35	H	Mississippi St.	46 73					166	A	Ole Miss	66 68
												214	A	McNeese St.	55 57
												219	H	N.C. A&T	72 48
												284	H	Austin Peay	80 71
												286	H	Mississippi Val.	69 51
												301	H	Tennessee Tech	80 58
												331	A	South Ala.	64 53
LAST 12 Division I GAMES:															
284	H	Austin Peay	80 71	166	A	Ole Miss	66 68								
214	A	McNeese St.	55 57	35	H	Mississippi St.	46 73								
286	H	Mississippi Val.	69 51	22	A	FGCU	62 78								
331	A	South Ala.	64 53	301	H	Tennessee Tech	80 58								
				219	H	N.C. A&T	72 48								

Non-Div I Games: William Carey 98 45

Southern Miss.

Average RPI Win:	332	WON-LOST	WINNING	LAST 10	STRENGTH OF	OPP. STRENGTH	TEAM	ADJ.	CONF.	ADJ CONF.
Average RPI Loss:	145	RECORD	PCT. RANK	GAMES	SCHEDULE	OF SCHEDULE	RPI	RPI	RPI	RPI
DIV. I ONLY	1- 8	322	0- 1	98	263	281	281	31	31	
DIV. I NON-CONF.	1- 8	319	0- 1	103	261	282	282	32	32	
TOTALS	RPI 1-25	RPI 26-50	W-L RECORDS	RPI 51-100	RPI 101-150	RPI 150+				
1- 8	0- 1	0- 1	OVERALL	0- 1	0- 0	1- 5				
1- 0	0- 0	0- 0	HOME	0- 0	0- 0	1- 0				
0- 7	0- 1	0- 1	AWAY	0- 1	0- 0	0- 4				
0- 1	0- 0	0- 0	NEUTRAL	0- 0	0- 0	0- 1				
1- 8	0- 1	0- 1	NON-CONFERENCE	0- 1	0- 0	1- 5				
1- 0	0- 0	0- 0	HOME	0- 0	0- 0	1- 0				
0- 7	0- 1	0- 1	AWAY	0- 1	0- 0	0- 4				
0- 1	0- 0	0- 0	NEUTRAL	0- 0	0- 0	0- 1				
0- 0	0- 0	0- 0	CONFERENCE	0- 0	0- 0	0- 0				
0- 0	0- 0	0- 0	HOME	0- 0	0- 0	0- 0				
0- 0	0- 0	0- 0	AWAY	0- 0	0- 0	0- 0				
0- 0	0- 0	0- 0	NEUTRAL	0- 0	0- 0	0- 0				

RPI 1-25				RPI 26-50				RPI 51-100				RPI 101+ Team's RPI: 281			
RPI	S	Opponent	Score	RPI	S	Opponent	Score	RPI	S	Opponent	Score	RPI	S	Opponent	Score
20	A	Texas	42 80	37	A	Minnesota	62 107	74	A	Illinois	42 62	166	A	Ole Miss	68 91
												179	A	Arizona	45 56
												192	A	Florida	49 78
												215	A	Southeastern La.	76 79
												273	N	Ga. Southern	52 68
												332	H	Florida A&M	80 69
LAST 12 Division I GAMES:															
273	N	Ga. Southern	52 68	332	H	Florida A&M	80 69	179	A	Arizona	45 56	20	A	Texas	42 80
192	A	Florida	49 78	37	A	Minnesota	62 107	74	A	Illinois	42 62	166	A	Ole Miss	68 91
215	A	Southeastern La.	76 79												

Non-Div I Games: Mobile 85 50

Southern U.

■ Loss,
 ■ Non-Conf,
 ■ S Site,
 ■ Home
 ■ A Away
 N Neutral

Southern Utah

Through Games Of Dec. 28, 2014

Average RPI Win:	263	WON-LOST	WINNING	LAST 10	STRENGTH OF	OPP. STRENGTH	TEAM	ADJ.	CONF.	ADJ CONF.
Average RPI Loss:	96	RECORD	PCT. RANK	GAMES	SCHEDULE	OF SCHEDULE	RPI	RPI	RPI	RPI
DIV. I ONLY	4- 2	89	4- 2	304	140	157	157	18	18	
DIV. I NON-CONF.	4- 2	92	4- 2	309	139	158	158	19	19	
TOTALS	RPI 1-25	RPI 26-50	W-L RECORDS	RPI 51-100	RPI 101-150	RPI 150+				
4- 2	0- 0	0- 1	OVERALL	0- 0	1- 1	3- 0				
2- 0	0- 0	0- 0	HOME	0- 0	1- 0	1- 0				
2- 1	0- 0	0- 1	AWAY	0- 0	0- 0	2- 0				
0- 1	0- 0	0- 0	NEUTRAL	0- 0	0- 1	0- 0				
4- 2	0- 0	0- 1	NON-CONFERENCE	0- 0	1- 1	3- 0				
2- 0	0- 0	0- 0	HOME	0- 0	1- 0	1- 0				
2- 1	0- 0	0- 1	AWAY	0- 0	0- 0	2- 0				
0- 1	0- 0	0- 0	NEUTRAL	0- 0	0- 1	0- 0				
0- 0	0- 0	0- 0	CONFERENCE	0- 0	0- 0	0- 0				
0- 0	0- 0	0- 0	HOME	0- 0	0- 0	0- 0				
0- 0	0- 0	0- 0	AWAY	0- 0	0- 0	0- 0				
0- 0	0- 0	0- 0	NEUTRAL	0- 0	0- 0	0- 0				

RPI 1-25			RPI 26-50			RPI 51-100			RPI 101+			Team's RPI: 157
RPI	S	Opponent	Score	RPI	S	Opponent	Score	RPI	S	Opponent	Score	
				48	A	Gonzaga	51 70					
								113	H	Boise St.	66 64	
								143	N	UC Davis	53 76	
								270	H	UNLV	93 84	
								323	A	Utah Valley	76 72	
								344	A	Air Force	73 57	
LAST 12 Division I GAMES:												
				48	A	Gonzaga	51 70	113	H	Boise St.	66 64	
				270	H	UNLV	93 84					
				143	N	UC Davis	53 76					
				344	A	Air Force	73 57					
				323	A	Utah Valley	76 72					

Non-Div I Games: N.M. Highlands 82 64 Westminster (UT) 74 72

Southern Utah

■ Loss,
 ■ Non-Conf,
 ■ S Site,
 ■ Home
 ■ A Away
 N Neutral

Average RPI Win:	238	WON-LOST	WINNING	LAST 10	STRENGTH OF	OPP. STRENGTH	TEAM	ADJ.	CONF.	ADJ CONF.
Average RPI Loss:	83	RECORD	PCT. RANK	GAMES	SCHEDULE	OF SCHEDULE	RPI	RPI	RPI	RPI
DIV. I ONLY	10- 3	54	9- 1	290	116	91	91	6	6	
DIV. I NON-CONF.	10- 3	56	9- 3	294	115	94	94	6	6	
TOTALS	RPI 1-25	RPI 26-50	W-L RECORDS	RPI 51-100	RPI 101-150	RPI 150+				
10- 3	0- 1	0- 0	OVERALL	1- 1	0- 0	9- 1				
4- 0	0- 0	0- 0	HOME	0- 0	0- 0	4- 0				
5- 3	0- 1	0- 0	AWAY	0- 1	0- 0	5- 1				
1- 0	0- 0	0- 0	NEUTRAL	1- 0	0- 0	0- 0				
10- 3	0- 1	0- 0	NON-CONFERENCE	1- 1	0- 0	9- 1				
4- 0	0- 0	0- 0	HOME	0- 0	0- 0	4- 0				
5- 3	0- 1	0- 0	AWAY	0- 1	0- 0	5- 1				
1- 0	0- 0	0- 0	NEUTRAL	1- 0	0- 0	0- 0				
0- 0	0- 0	0- 0	CONFERENCE	0- 0	0- 0	0- 0				
0- 0	0- 0	0- 0	HOME	0- 0	0- 0	0- 0				
0- 0	0- 0	0- 0	AWAY	0- 0	0- 0	0- 0				
0- 0	0- 0	0- 0	NEUTRAL	0- 0	0- 0	0- 0				

RPI	S	Opponent	Score	RPI	S	Opponent	Score	RPI	S	Opponent	Score	RPI	S	Opponent	Score
8	A	James Madison	43 76					65	A	Toledo	58 64	176	A	Buffalo	44 51
								80	N	Drexel	43 32	195	A	Niagara	72 60
												237	A	Brown	58 56
												246	H	Canisius	62 46
												248	A	Penn St.	56 54
												255	A	Detroit	68 56
												262	H	UNC Greensboro	78 60
												274	A	Georgetown	70 64
												285	H	Binghamton	72 54
												296	H	Colgate	65 49
LAST 12 Division I GAMES:															
80	N	Drexel	43 32	274	A	Georgetown	70 64								
296	H	Colgate	65 49	195	A	Niagara	72 60								
285	H	Binghamton	72 54	262	H	UNC Greensboro	78 60								
248	A	Penn St.	56 54	176	A	Buffalo	44 51								
255	A	Detroit	68 56	237	A	Brown	58 56								
65	A	Toledo	58 64	8	A	James Madison	43 76								

Non-Div I Games:

St. Bonaventure

Average RPI Win:	288	WON-LOST	WINNING	LAST 10	STRENGTH OF	OPP. STRENGTH	TEAM	ADJ.	CONF.	ADJ CONF.
Average RPI Loss:	159	RECORD	PCT. RANK	GAMES	SCHEDULE	OF SCHEDULE	RPI	RPI	RPI	RPI
DIV. I ONLY	3- 8	264	3- 7	284	297	315	315	28	28	
DIV. I NON-CONF.	3- 8	264	3- 8	288	298	317	317	28	28	
TOTALS	RPI 1-25	RPI 26-50	W-L RECORDS	RPI 51-100	RPI 101-150	RPI 150+				
3- 8	0- 0	0- 0	OVERALL	0- 1	0- 3	3- 4				
1- 3	0- 0	0- 0	HOME	0- 0	0- 2	1- 1				
0- 3	0- 0	0- 0	AWAY	0- 0	0- 1	0- 2				
2- 2	0- 0	0- 0	NEUTRAL	0- 1	0- 0	2- 1				
3- 8	0- 0	0- 0	NON-CONFERENCE	0- 1	0- 3	3- 4				
1- 3	0- 0	0- 0	HOME	0- 0	0- 2	1- 1				
0- 3	0- 0	0- 0	AWAY	0- 0	0- 1	0- 2				
2- 2	0- 0	0- 0	NEUTRAL	0- 1	0- 0	2- 1				
0- 0	0- 0	0- 0	CONFERENCE	0- 0	0- 0	0- 0				
0- 0	0- 0	0- 0	HOME	0- 0	0- 0	0- 0				
0- 0	0- 0	0- 0	AWAY	0- 0	0- 0	0- 0				
0- 0	0- 0	0- 0	NEUTRAL	0- 0	0- 0	0- 0				

RPI S	Opponent	Score	RPI S	Opponent	Score	RPI S	Opponent	Score	RPI S	Opponent	Score	Team's RPI: 315
						87 N	North Dakota	63 70	105 H	Lafayette	51 73	
									111 A	Albany (NY)	47 90	
									122 H	Georgia Tech	59 65	
									154 N	Saint Joseph's	42 64	
									156 A	Army	55 61	
									239 A	NJIT	50 57	
									242 H	Stony Brook	57 55	
									277 N	Rider	71 60	
									300 H	Vermont	61 63	
									345 N	Saint Peter's	48 36	
LAST 12 Division I GAMES:												
345 N	Saint Peter's	48 36	122 H	Georgia Tech	59 65							
154 N	Saint Joseph's	42 64	300 H	Vermont	61 63							
239 A	NJIT	50 57	156 A	Army	55 61							
277 N	Rider	71 60	105 H	Lafayette	51 73							
87 N	North Dakota	63 70	242 H	Stony Brook	57 55							
111 A	Albany (NY)	47 90										

Non-Div I Games:

St. Francis Brooklyn

Average RPI Win:	173	WON-LOST	WINNING	LAST 10	STRENGTH OF	OPP. STRENGTH	TEAM	ADJ.	CONF.	ADJ CONF.
Average RPI Loss:	28	RECORD	PCT. RANK	GAMES	SCHEDULE	OF SCHEDULE	RPI	RPI	RPI	RPI
DIV. I ONLY	10- 1	17	0- 1	100	107	31	31	7	7	
DIV. I NON-CONF.	9- 1	21	0- 1	126	91	38	38	7	7	
TOTALS	RPI 1-25	RPI 26-50	W-L RECORDS	RPI 51-100	RPI 101-150	RPI 150+				
10- 1	0- 0	1- 1	OVERALL	1- 0	3- 0	5- 0				
7- 1	0- 0	0- 1	HOME	1- 0	1- 0	5- 0				
3- 0	0- 0	1- 0	AWAY	0- 0	2- 0	0- 0				
0- 0	0- 0	0- 0	NEUTRAL	0- 0	0- 0	0- 0				
9- 1	0- 0	1- 1	NON-CONFERENCE	1- 0	2- 0	5- 0				
6- 1	0- 0	0- 1	HOME	1- 0	0- 0	5- 0				
3- 0	0- 0	1- 0	AWAY	0- 0	2- 0	0- 0				
0- 0	0- 0	0- 0	NEUTRAL	0- 0	0- 0	0- 0				
1- 0	0- 0	0- 0	CONFERENCE	0- 0	1- 0	0- 0				
1- 0	0- 0	0- 0	HOME	0- 0	1- 0	0- 0				
0- 0	0- 0	0- 0	AWAY	0- 0	0- 0	0- 0				
0- 0	0- 0	0- 0	NEUTRAL	0- 0	0- 0	0- 0				

RPI 1-25				RPI 26-50				Team's RPI: 31		RPI 51-100				RPI 101+			
RPI	S	Opponent	Score	RPI	S	Opponent	Score	RPI	S	Opponent	Score	RPI	S	Opponent	Score		
				28	H	Indiana St.	67 73	61	H	Auburn	56 49	135	A	Marist	49 48		
				32	A	South Fla.	55 52					136	H	Xavier	65 42		
												145	A	Yale	61 50		
												192	H	Florida	72 66		
												198	H	UCF	62 48		
												239	H	NJIT	66 42		
												285	H	Binghamton	67 51		
												303	H	Wagner	71 49		
LAST 12 Division I GAMES:																	
				303	H	Wagner	71 49	28	H	Indiana St.	67 73						
				285	H	Binghamton	67 51	61	H	Auburn	56 49						
				135	A	Marist	49 48	239	H	NJIT	66 42						
				192	H	Florida	72 66	198	H	UCF	62 48						
				145	A	Yale	61 50	32	A	South Fla.	55 52						
								136	H	Xavier	65 42						

Non-Div I Games:

St. John's (NY)

St. Mary's (CA)

Through Games Of Dec. 28, 2014

Average RPI Win:	176	WON-LOST	WINNING	LAST 10	STRENGTH OF	OPP. STRENGTH	TEAM	ADJ.	CONF.	ADJ CONF.
Average RPI Loss:	67	RECORD	PCT. RANK	GAMES	SCHEDULE	OF SCHEDULE	RPI	RPI	RPI	RPI
DIV. I ONLY	8- 4	89	7- 3	79	109	58	58	8	8	
DIV. I NON-CONF.	7- 4	107	7- 4	78	89	67	67	8	8	
TOTALS	RPI 1-25	RPI 26-50	W-L RECORDS	RPI 51-100	RPI 101-150	RPI 150+				
8- 4	0- 1	1- 1	OVERALL	2- 1	1- 1	4- 0				
5- 1	0- 0	1- 0	HOME	2- 1	0- 0	2- 0				
3- 3	0- 1	0- 1	AWAY	0- 0	1- 1	2- 0				
0- 0	0- 0	0- 0	NEUTRAL	0- 0	0- 0	0- 0				
7- 4	0- 1	1- 1	NON-CONFERENCE	2- 1	1- 1	3- 0				
5- 1	0- 0	1- 0	HOME	2- 1	0- 0	2- 0				
2- 3	0- 1	0- 1	AWAY	0- 0	1- 1	1- 0				
0- 0	0- 0	0- 0	NEUTRAL	0- 0	0- 0	0- 0				
1- 0	0- 0	0- 0	CONFERENCE	0- 0	0- 0	1- 0				
0- 0	0- 0	0- 0	HOME	0- 0	0- 0	0- 0				
1- 0	0- 0	0- 0	AWAY	0- 0	0- 0	1- 0				
0- 0	0- 0	0- 0	NEUTRAL	0- 0	0- 0	0- 0				

RPI 1-25				RPI 26-50				RPI 51-100				RPI 101+			
RPI	S	Opponent	Score	RPI	S	Opponent	Score	RPI	S	Opponent	Score	RPI	S	Opponent	Score
15	A	Fresno St.	56 60	27	A	George Washington	52 70	73	H	CSUN	73 63	127	A	Virginia	49 62
				42	H	Southern California	64 58	89	H	Iowa St.	67 63	143	A	UC Davis	57 55
								99	H	Boston College	72 82	216	A	Santa Clara	62 61
												264	A	Cal Poly	65 64
												268	H	Sacramento St.	99 91
												309	H	Howard	80 55
LAST 12 Division I GAMES:															
216	A	Santa Clara	62 61	27	A	George Washington	52 70	127	A	Virginia	49 62	15	A	Fresno St.	56 60
89	H	Iowa St.	67 63	42	H	Southern California	64 58	264	A	Cal Poly	65 64	27	A	George Washington	52 70
309	H	Howard	80 55	99	H	Boston College	72 82	73	H	CSUN	73 63	127	A	Virginia	49 62
268	H	Sacramento St.	99 91									216	A	Santa Clara	62 61
143	A	UC Davis	57 55									264	A	Cal Poly	65 64
99	H	Boston College	72 82									268	H	Sacramento St.	99 91
												309	H	Howard	80 55

Non-Div I Games:

St. Mary's (CA)

■ Loss,
 ■ Non-Conf,
 ■ S Site,
 ■ H Home
 ■ A Away
 N Neutral

Average RPI Win: 171		WON-LOST	WINNING	LAST 10	STRENGTH OF	OPP. STRENGTH	TEAM	ADJ.	CONF.	ADJ CONF.
Average RPI Loss: 29		RECORD	PCT. RANK	GAMES	SCHEDULE	OF SCHEDULE	RPI	RPI	RPI	RPI
DIV. I ONLY		8- 4	89	6- 4	44	50	51	51	4	4
DIV. I NON-CONF.		8- 4	92	8- 4	46	49	51	51	4	4
TOTALS	RPI 1-25		RPI 26-50		W-L RECORDS	RPI 51-100	RPI 101-150		RPI 150+	
8- 4	1- 3		0- 0		OVERALL	1- 1	2- 0		4- 0	
5- 1	1- 1		0- 0		HOME	1- 0	1- 0		2- 0	
2- 2	0- 1		0- 0		AWAY	0- 1	1- 0		1- 0	
1- 1	0- 1		0- 0		NEUTRAL	0- 0	0- 0		1- 0	
8- 4	1- 3		0- 0		NON-CONFERENCE	1- 1	2- 0		4- 0	
5- 1	1- 1		0- 0		HOME	1- 0	1- 0		2- 0	
2- 2	0- 1		0- 0		AWAY	0- 1	1- 0		1- 0	
1- 1	0- 1		0- 0		NEUTRAL	0- 0	0- 0		1- 0	
0- 0	0- 0		0- 0		CONFERENCE	0- 0	0- 0		0- 0	
0- 0	0- 0		0- 0		HOME	0- 0	0- 0		0- 0	
0- 0	0- 0		0- 0		AWAY	0- 0	0- 0		0- 0	
0- 0	0- 0		0- 0		NEUTRAL	0- 0	0- 0		0- 0	

RPI 1-25				RPI 26-50				RPI 51-100				RPI 101+			
RPI	S	Opponent	Score	RPI	S	Opponent	Score	RPI	S	Opponent	Score	RPI	S	Opponent	Score
2	H	UConn	88 86					72	A	Chattanooga	46 54	140	A	Hawaii	86 73
12	A	Tennessee	40 59					99	H	Boston College	96 63	143	H	UC Davis	71 59
13	N	North Carolina	54 70									207	N	Prairie View	88 45
20	H	Texas	81 87									216	H	Santa Clara	82 43
												225	A	New Mexico	70 65
												339	H	UC Santa Barbara	90 34
LAST 12 Division I GAMES:															
339	H	UC Santa Barbara	90 34	143	H	UC Davis	71 59								
13	N	North Carolina	54 70	12	A	Tennessee	40 59								
225	A	New Mexico	70 65	72	A	Chattanooga	46 54								
20	H	Texas	81 87	216	H	Santa Clara	82 43								
2	H	UConn	88 86	207	N	Prairie View	88 45								
99	H	Boston College	96 63	140	A	Hawaii	86 73								

Non-Div I Games:

Stanford

Average RPI Win:	247	WON-LOST	WINNING	LAST 10	STRENGTH OF	OPP. STRENGTH	TEAM	ADJ.	CONF.	ADJ CONF.
Average RPI Loss:	136	RECORD	PCT. RANK	GAMES	SCHEDULE	OF SCHEDULE	RPI	RPI	RPI	RPI
DIV. I ONLY	4- 4	153	4- 4	244	219	228	228	29	29	
DIV. I NON-CONF.	4- 4	152	4- 4	245	217	230	230	29	29	
TOTALS	RPI 1-25	RPI 26-50	W-L RECORDS	RPI 51-100	RPI 101-150	RPI 150+				
4- 4	0- 1	0- 0	OVERALL	0- 1	0- 0	4- 2				
3- 1	0- 0	0- 0	HOME	0- 0	0- 0	3- 1				
1- 1	0- 1	0- 0	AWAY	0- 0	0- 0	1- 0				
0- 2	0- 0	0- 0	NEUTRAL	0- 1	0- 0	0- 1				
4- 4	0- 1	0- 0	NON-CONFERENCE	0- 1	0- 0	4- 2				
3- 1	0- 0	0- 0	HOME	0- 0	0- 0	3- 1				
1- 1	0- 1	0- 0	AWAY	0- 0	0- 0	1- 0				
0- 2	0- 0	0- 0	NEUTRAL	0- 1	0- 0	0- 1				
0- 0	0- 0	0- 0	CONFERENCE	0- 0	0- 0	0- 0				
0- 0	0- 0	0- 0	HOME	0- 0	0- 0	0- 0				
0- 0	0- 0	0- 0	AWAY	0- 0	0- 0	0- 0				
0- 0	0- 0	0- 0	NEUTRAL	0- 0	0- 0	0- 0				

RPI 1-25				RPI 26-50				RPI 51-100				RPI 101+ Team's RPI: 228			
RPI	S	Opponent	Score	RPI	S	Opponent	Score	RPI	S	Opponent	Score	RPI	S	Opponent	Score
4	A	Baylor	57 96					78	N	UC Riverside	62 90	179	H	Arizona	72 60
												188	H	Louisiana Tech	69 76
												207	H	Prairie View	83 73
												275	N	Boston U.	57 62
												299	H	La.-Monroe	82 54
												302	A	Rice	70 59
LAST 12 Division I GAMES:															
179	H	Arizona	72 60	4	A	Baylor	57 96	302	A	Rice	70 59	275	N	Boston U.	57 62
188	H	Louisiana Tech	69 76	78	N	UC Riverside	62 90	299	H	La.-Monroe	82 54	207	H	Prairie View	83 73

Non-Div I Games: St. Edward's 65 56 Tex. A&M-Kingsville 90 50

Stephen F. Austin

Average RPI Win:	202	WON-LOST	WINNING	LAST 10	STRENGTH OF	OPP. STRENGTH	TEAM	ADJ.	CONF.	ADJ CONF.
Average RPI Loss:	76	RECORD	PCT. RANK	GAMES	SCHEDULE	OF SCHEDULE	RPI	RPI	RPI	RPI
DIV. I ONLY	7- 3	76	5- 3	90	136	45	45	12	12	
DIV. I NON-CONF.	7- 3	82	7- 3	93	135	45	45	12	12	
TOTALS	RPI 1-25	RPI 26-50	W-L RECORDS	RPI 51-100	RPI 101-150	RPI 150+				
7- 3	0- 1	1- 1	OVERALL	0- 0	1- 0	5- 1				
3- 0	0- 0	0- 0	HOME	0- 0	0- 0	3- 0				
2- 3	0- 1	1- 1	AWAY	0- 0	0- 0	1- 1				
2- 0	0- 0	0- 0	NEUTRAL	0- 0	1- 0	1- 0				
7- 3	0- 1	1- 1	NON-CONFERENCE	0- 0	1- 0	5- 1				
3- 0	0- 0	0- 0	HOME	0- 0	0- 0	3- 0				
2- 3	0- 1	1- 1	AWAY	0- 0	0- 0	1- 1				
2- 0	0- 0	0- 0	NEUTRAL	0- 0	1- 0	1- 0				
0- 0	0- 0	0- 0	CONFERENCE	0- 0	0- 0	0- 0				
0- 0	0- 0	0- 0	HOME	0- 0	0- 0	0- 0				
0- 0	0- 0	0- 0	AWAY	0- 0	0- 0	0- 0				
0- 0	0- 0	0- 0	NEUTRAL	0- 0	0- 0	0- 0				

RPI 1-25				RPI 26-50				Team's RPI: 45	RPI 51-100				RPI 101+			
RPI	S	Opponent	Score	RPI	S	Opponent	Score		RPI	S	Opponent	Score	RPI	S	Opponent	Score
4	A	Baylor	42 96	28	A	Indiana St.	62 52						135	N	Marist	57 50
				32	A	South Fla.	62 78						192	A	Florida	54 59
													198	A	UCF	67 49
													224	H	Texas St.	75 57
													254	N	Utah St.	84 64
													263	H	Bethune-Cookman	91 61
													312	H	Campbell	76 63
LAST 12 Division I GAMES:																
224	H	Texas St.	75 57	4	A	Baylor	42 96		135	N	Marist	57 50				
312	H	Campbell	76 63	28	A	Indiana St.	62 52		198	A	UCF	67 49				
192	A	Florida	54 59	32	A	South Fla.	62 78		263	H	Bethune-Cookman	91 61				
32	A	South Fla.	62 78													
254	N	Utah St.	84 64													

Non-Div I Games: Webber Int'l 90 27 Warner 101 40

Stetson

Average RPI Win:	251	WON-LOST	WINNING	LAST 10	STRENGTH OF	OPP. STRENGTH	TEAM	ADJ.	CONF.	ADJ CONF.
Average RPI Loss:	170	RECORD	PCT. RANK	GAMES	SCHEDULE	OF SCHEDULE	RPI	RPI	RPI	RPI
DIV. I ONLY	6- 6	153	5- 5	320	201	242	242	24	24	
DIV. I NON-CONF.	6- 6	152	6- 6	322	200	246	246	24	24	
TOTALS	RPI 1-25	RPI 26-50	W-L RECORDS	RPI 51-100	RPI 101-150	RPI 150+				
6- 6	0- 1	0- 0	OVERALL	0- 1	2- 0	4- 4				
5- 0	0- 0	0- 0	HOME	0- 0	2- 0	3- 0				
1- 6	0- 1	0- 0	AWAY	0- 1	0- 0	1- 4				
0- 0	0- 0	0- 0	NEUTRAL	0- 0	0- 0	0- 0				
6- 6	0- 1	0- 0	NON-CONFERENCE	0- 1	2- 0	4- 4				
5- 0	0- 0	0- 0	HOME	0- 0	2- 0	3- 0				
1- 6	0- 1	0- 0	AWAY	0- 1	0- 0	1- 4				
0- 0	0- 0	0- 0	NEUTRAL	0- 0	0- 0	0- 0				
0- 0	0- 0	0- 0	CONFERENCE	0- 0	0- 0	0- 0				
0- 0	0- 0	0- 0	HOME	0- 0	0- 0	0- 0				
0- 0	0- 0	0- 0	AWAY	0- 0	0- 0	0- 0				
0- 0	0- 0	0- 0	NEUTRAL	0- 0	0- 0	0- 0				

RPI 1-25				RPI 26-50				RPI 51-100				RPI 101+ Team's RPI: 242			
RPI	S	Opponent	Score	RPI	S	Opponent	Score	RPI	S	Opponent	Score	RPI	S	Opponent	Score
7	A	Duke	42 72					89	A	Iowa St.	64 74	105	H	Lafayette	60 58
												133	H	Western Mich.	59 55
												151	A	Iona	62 73
												156	A	Army	59 68
												291	H	Columbia	82 68
												303	A	Wagner	70 76
												308	A	Morgan St.	50 48
												315	A	St. Francis Brooklyn	55 57
												324	H	Bradley	79 63
												345	H	Saint Peter's	56 40
LAST 12 Division I GAMES:															
303	A	Wagner	70 76	133	H	Western Mich.	59 55	7	A	Duke	42 72				
105	H	Lafayette	60 58	324	H	Bradley	79 63	291	H	Columbia	82 68				
308	A	Morgan St.	50 48	156	A	Army	59 68	345	H	Saint Peter's	56 40				
89	A	Iowa St.	64 74												
315	A	St. Francis Brooklyn	55 57												
151	A	Iona	62 73												

Non-Div I Games:

Stony Brook

Average RPI Win:	215	WON-LOST	WINNING	LAST 10	STRENGTH OF	OPP. STRENGTH	TEAM	ADJ.	CONF.	ADJ CONF.
Average RPI Loss:	30	RECORD	PCT. RANK	GAMES	SCHEDULE	OF SCHEDULE	RPI	RPI	RPI	RPI
DIV. I ONLY	9- 3	57	7- 3	81	233	64	64	2	2	
DIV. I NON-CONF.	9- 3	58	9- 3	85	233	65	65	2	2	
TOTALS	RPI 1-25	RPI 26-50	W-L RECORDS	RPI 51-100	RPI 101-150	RPI 150+				
9- 3	0- 2	0- 0	OVERALL	2- 1	1- 0	6- 0				
6- 0	0- 0	0- 0	HOME	0- 0	1- 0	5- 0				
2- 0	0- 0	0- 0	AWAY	1- 0	0- 0	1- 0				
1- 3	0- 2	0- 0	NEUTRAL	1- 1	0- 0	0- 0				
9- 3	0- 2	0- 0	NON-CONFERENCE	2- 1	1- 0	6- 0				
6- 0	0- 0	0- 0	HOME	0- 0	1- 0	5- 0				
2- 0	0- 0	0- 0	AWAY	1- 0	0- 0	1- 0				
1- 3	0- 2	0- 0	NEUTRAL	1- 1	0- 0	0- 0				
0- 0	0- 0	0- 0	CONFERENCE	0- 0	0- 0	0- 0				
0- 0	0- 0	0- 0	HOME	0- 0	0- 0	0- 0				
0- 0	0- 0	0- 0	AWAY	0- 0	0- 0	0- 0				
0- 0	0- 0	0- 0	NEUTRAL	0- 0	0- 0	0- 0				

RPI 1-25				RPI 26-50				RPI 51-100				RPI 101+			
RPI	S	Opponent	Score	RPI	S	Opponent	Score	RPI	S	Opponent	Score	RPI	S	Opponent	Score
4	N	Baylor	72 74					76	N	Michigan St.	76 89	148	H	Fordham	59 42
11	N	South Carolina	63 67					79	N	East Carolina	69 58	161	H	Cornell	76 59
								90	A	Duquesne	90 84	246	H	Canisius	70 37
												248	H	Penn St.	61 39
												300	H	Vermont	94 63
												327	H	N.C. Central	70 25
												337	A	Jacksonville	77 61
LAST 12 Division I GAMES:															
76	N	Michigan St.	76 89	161	H	Cornell	76 59								
4	N	Baylor	72 74	11	N	South Carolina	63 67								
246	H	Canisius	70 37	79	N	East Carolina	69 58								
327	H	N.C. Central	70 25	337	A	Jacksonville	77 61								
248	H	Penn St.	61 39	90	A	Duquesne	90 84								
300	H	Vermont	94 63	148	H	Fordham	59 42								

Non-Div I Games:

Syracuse

Average RPI Win:	249	WON-LOST	WINNING	LAST 10	STRENGTH OF	OPP. STRENGTH	TEAM	ADJ.	CONF.	ADJ CONF.
Average RPI Loss:	75	RECORD	PCT. RANK	GAMES	SCHEDULE	OF SCHEDULE	RPI	RPI	RPI	RPI
DIV. I ONLY	7- 3	76	7- 3	296	117	184	184	5	5	
DIV. I NON-CONF.	7- 3	82	7- 3	298	116	186	186	5	5	
TOTALS	RPI 1-25	RPI 26-50	W-L RECORDS	RPI 51-100	RPI 101-150	RPI 150+				
7- 3	0- 0	0- 2	OVERALL	0- 0	0- 1	7- 0				
6- 1	0- 0	0- 1	HOME	0- 0	0- 0	6- 0				
0- 1	0- 0	0- 1	AWAY	0- 0	0- 0	0- 0				
1- 1	0- 0	0- 0	NEUTRAL	0- 0	0- 1	1- 0				
7- 3	0- 0	0- 2	NON-CONFERENCE	0- 0	0- 1	7- 0				
6- 1	0- 0	0- 1	HOME	0- 0	0- 0	6- 0				
0- 1	0- 0	0- 1	AWAY	0- 0	0- 0	0- 0				
1- 1	0- 0	0- 0	NEUTRAL	0- 0	0- 1	1- 0				
0- 0	0- 0	0- 0	CONFERENCE	0- 0	0- 0	0- 0				
0- 0	0- 0	0- 0	HOME	0- 0	0- 0	0- 0				
0- 0	0- 0	0- 0	AWAY	0- 0	0- 0	0- 0				
0- 0	0- 0	0- 0	NEUTRAL	0- 0	0- 0	0- 0				

RPI	S	Opponent	Score	RPI	S	Opponent	Score	RPI	S	Opponent	Score	RPI	S	Opponent	Score	Team's RPI: 184
34	H	Texas A&M	71 82	46	A	Georgia	53 62					144	N	Colorado St.	62 76	
												167	H	SMU	73 63	
												207	H	Prairie View	56 50	
												227	H	Houston Baptist	87 64	
												249	N	Missouri St.	82 68	
												250	H	Texas Southern	69 52	
												305	H	Sam Houston St.	79 55	
												336	H	Lamar	72 68	
LAST 12 Division I GAMES:																
207	H	Prairie View	56 50	305	H	Sam Houston St.	79 55									
336	H	Lamar	72 68	167	H	SMU	73 63									
34	H	Texas A&M	71 82	46	A	Georgia	53 62									
249	N	Missouri St.	82 68	227	H	Houston Baptist	87 64									
144	N	Colorado St.	62 76													
250	H	Texas Southern	69 52													

Non-Div I Games:

TCU

Average RPI Win:	212	WON-LOST	WINNING	LAST 10	STRENGTH OF	OPP. STRENGTH	TEAM	ADJ.	CONF.	ADJ CONF.
Average RPI Loss:	122	RECORD	PCT. RANK	GAMES	SCHEDULE	OF SCHEDULE	RPI	RPI	RPI	RPI
DIV. I ONLY	5- 8	216	3- 7	156	143	191	191	9	9	
DIV. I NON-CONF.	4- 8	238	3- 8	160	134	221	221	9	9	
TOTALS	RPI 1-25	RPI 26-50	W-L RECORDS	RPI 51-100	RPI 101-150	RPI 150+				
5- 8	0- 1	0- 0	OVERALL	0- 2	1- 2	4- 3				
1- 4	0- 1	0- 0	HOME	0- 1	0- 2	1- 0				
2- 3	0- 0	0- 0	AWAY	0- 1	0- 0	2- 2				
2- 1	0- 0	0- 0	NEUTRAL	0- 0	1- 0	1- 1				
4- 8	0- 1	0- 0	NON-CONFERENCE	0- 2	1- 2	3- 3				
1- 4	0- 1	0- 0	HOME	0- 1	0- 2	1- 0				
1- 3	0- 0	0- 0	AWAY	0- 1	0- 0	1- 2				
2- 1	0- 0	0- 0	NEUTRAL	0- 0	1- 0	1- 1				
1- 0	0- 0	0- 0	CONFERENCE	0- 0	0- 0	1- 0				
0- 0	0- 0	0- 0	HOME	0- 0	0- 0	0- 0				
1- 0	0- 0	0- 0	AWAY	0- 0	0- 0	1- 0				
0- 0	0- 0	0- 0	NEUTRAL	0- 0	0- 0	0- 0				

RPI S	Opponent	Score	RPI S	Opponent	Score	RPI S	Opponent	Score	RPI S	Opponent	Score
18 H	Florida St.	62 66				52 H	Rutgers	55 88	112 N	Harvard	81 69
						83 A	Kansas	56 76	146 H	Delaware	58 69
									148 H	Fordham	64 71
									154 A	Saint Joseph's	74 78
									168 H	La Salle	75 72
									172 N	Alabama	51 58
									196 A	Memphis	58 57
									205 A	Villanova	59 64
									274 N	Georgetown	81 58
									309 A	Howard	78 48
LAST 12 Division I GAMES:											
18 H	Florida St.	62 66	196 A	Memphis	58 57						
52 H	Rutgers	55 88	205 A	Villanova	59 64						
148 H	Fordham	64 71	309 A	Howard	78 48						
146 H	Delaware	58 69	83 A	Kansas	56 76						
112 N	Harvard	81 69	274 N	Georgetown	81 58						
172 N	Alabama	51 58	154 A	Saint Joseph's	74 78						

Non-Div I Games:

Temple

Tennessee

Through Games Of Dec. 28, 2014

Average RPI Win:	140	WON-LOST	WINNING	LAST 10	STRENGTH OF	OPP. STRENGTH	TEAM	ADJ.	CONF.	ADJ CONF.
Average RPI Loss:	46	RECORD	PCT. RANK	GAMES	SCHEDULE	OF SCHEDULE	RPI	RPI	RPI	RPI
DIV. I ONLY	10- 2	31	8- 2	23	66	12	12	3	3	
DIV. I NON-CONF.	10- 2	32	10- 2	24	69	13	13	3	3	
TOTALS	RPI 1-25	RPI 26-50	W-L RECORDS	RPI 51-100	RPI 101-150	RPI 150+				
10- 2	0- 1	2- 0	OVERALL	2- 1	2- 0	4- 0				
8- 0	0- 0	2- 0	HOME	1- 0	2- 0	3- 0				
2- 2	0- 1	0- 0	AWAY	1- 1	0- 0	1- 0				
0- 0	0- 0	0- 0	NEUTRAL	0- 0	0- 0	0- 0				
10- 2	0- 1	2- 0	NON-CONFERENCE	2- 1	2- 0	4- 0				
8- 0	0- 0	2- 0	HOME	1- 0	2- 0	3- 0				
2- 2	0- 1	0- 0	AWAY	1- 1	0- 0	1- 0				
0- 0	0- 0	0- 0	NEUTRAL	0- 0	0- 0	0- 0				
0- 0	0- 0	0- 0	CONFERENCE	0- 0	0- 0	0- 0				
0- 0	0- 0	0- 0	HOME	0- 0	0- 0	0- 0				
0- 0	0- 0	0- 0	AWAY	0- 0	0- 0	0- 0				
0- 0	0- 0	0- 0	NEUTRAL	0- 0	0- 0	0- 0				

RPI 1-25				RPI 26-50				RPI 51-100				RPI 101+			
RPI	S	Opponent	Score	RPI	S	Opponent	Score	RPI	S	Opponent	Score	RPI	S	Opponent	Score
20	A	Texas	59 72	33	H	Oregon St.	74 63	51	H	Stanford	59 40	107	H	Penn	97 52
				49	H	Wichita St.	54 51	52	A	Rutgers	55 45	130	H	Winthrop	81 48
								72	A	Chattanooga	63 67	201	H	Oral Roberts	91 39
												226	H	Tennessee St.	97 46
												251	H	Saint Francis (PA)	111 44
												298	A	Lipscomb	85 51
LAST 12 Division I GAMES:															
52	A	Rutgers	55 45	33	H	Oregon St.	74 63	51	H	Stanford	59 40	49	H	Wichita St.	54 51
298	A	Lipscomb	85 51	51	H	Stanford	59 40	130	H	Winthrop	81 48	201	H	Oral Roberts	91 39
251	H	Saint Francis (PA)	111 44	49	H	Wichita St.	54 51	201	H	Oral Roberts	91 39	226	H	Tennessee St.	97 46
20	A	Texas	59 72	130	H	Winthrop	81 48	107	H	Penn	97 52				
72	A	Chattanooga	63 67	201	H	Oral Roberts	91 39								
226	H	Tennessee St.	97 46	107	H	Penn	97 52								

Non-Div I Games:

Tennessee

■ Loss,
 ■ Non-Conf, S Site,
 ■ Home
 ■ Away
 N Neutral

Average RPI Win:	324	WON-LOST	WINNING	LAST 10	STRENGTH OF	OPP. STRENGTH	TEAM	ADJ.	CONF.	ADJ CONF.
Average RPI Loss:	114	RECORD	PCT. RANK	GAMES	SCHEDULE	OF SCHEDULE	RPI	RPI	RPI	RPI
DIV. I ONLY	3- 8	264	0- 1	103	294	226	226	26	26	
DIV. I NON-CONF.	3- 8	264	0- 1	106	296	228	228	26	26	
TOTALS	RPI 1-25	RPI 26-50	W-L RECORDS	RPI 51-100	RPI 101-150	RPI 150+				
3- 8	0- 2	0- 0	OVERALL	0- 3	0- 0	3- 3				
1- 5	0- 0	0- 0	HOME	0- 2	0- 0	1- 3				
2- 3	0- 0	0- 0	AWAY	0- 1	0- 0	2- 0				
0- 0	0- 0	0- 0	NEUTRAL	0- 0	0- 0	0- 0				
3- 8	0- 2	0- 0	NON-CONFERENCE	0- 3	0- 0	3- 3				
1- 5	0- 0	0- 0	HOME	0- 2	0- 0	1- 3				
2- 3	0- 2	0- 0	AWAY	0- 1	0- 0	2- 0				
0- 0	0- 0	0- 0	NEUTRAL	0- 0	0- 0	0- 0				
0- 0	0- 0	0- 0	CONFERENCE	0- 0	0- 0	0- 0				
0- 0	0- 0	0- 0	HOME	0- 0	0- 0	0- 0				
0- 0	0- 0	0- 0	AWAY	0- 0	0- 0	0- 0				
0- 0	0- 0	0- 0	NEUTRAL	0- 0	0- 0	0- 0				

RPI	S	Opponent	Score
3	A	Kentucky	75 87
12	A	Tennessee	46 97

RPI	S	Opponent	Score

RPI	S	Opponent	Score
56	H	Kennesaw St.	56 65
59	H	Youngstown St.	66 73
69	A	North Carolina St.	55 84

RPI	S	Opponent	Score
165	H	North Florida	53 54
223	H	Troy	71 75
298	A	Lipscomb	73 55
328	H	Norfolk St.	58 65
337	H	Jacksonville	64 61
338	A	A&M-Corpus Christi	72 61

LAST 12 Division I GAMES:

337	H	Jacksonville	64	61	69	A	North Carolina St.	55	84
338	A	A&M-Corpus Christi	72	61	3	A	Kentucky	75	87
165	H	North Florida	53	54	223	H	Troy	71	75
59	H	Youngstown St.	66	73	298	A	Lipscomb	73	55
328	H	Norfolk St.	58	65	56	H	Kennesaw St.	56	65
12	A	Tennessee	46	97					

Non-Div I Games:

Tennessee St.

Tennessee Tech

Through Games Of Dec. 28, 2014

Average RPI Win:	320	WON-LOST	WINNING	LAST 10	STRENGTH OF	OPP. STRENGTH	TEAM	ADJ.	CONF.	ADJ CONF.
Average RPI Loss:	167	RECORD	PCT. RANK	GAMES	SCHEDULE	OF SCHEDULE	RPI	RPI	RPI	RPI
DIV. I ONLY	3- 10	285	2- 8	294	187	301	301	26	26	
DIV. I NON-CONF.	3- 10	284	2- 10	296	183	304	304	26	26	
TOTALS	RPI 1-25	RPI 26-50	W-L RECORDS	RPI 51-100	RPI 101-150	RPI 150+				
3- 10	0- 1	0- 1	OVERALL	0- 1	0- 0	3- 7				
1- 2	0- 1	0- 1	HOME	0- 0	0- 0	1- 0				
1- 7	0- 0	0- 0	AWAY	0- 1	0- 0	1- 6				
1- 1	0- 0	0- 0	NEUTRAL	0- 0	0- 0	1- 1				
3- 10	0- 1	0- 1	NON-CONFERENCE	0- 1	0- 0	3- 7				
1- 2	0- 1	0- 1	HOME	0- 0	0- 0	1- 0				
1- 7	0- 0	0- 0	AWAY	0- 1	0- 0	1- 6				
1- 1	0- 0	0- 0	NEUTRAL	0- 0	0- 0	1- 1				
0- 0	0- 0	0- 0	CONFERENCE	0- 0	0- 0	0- 0				
0- 0	0- 0	0- 0	HOME	0- 0	0- 0	0- 0				
0- 0	0- 0	0- 0	AWAY	0- 0	0- 0	0- 0				
0- 0	0- 0	0- 0	NEUTRAL	0- 0	0- 0	0- 0				

RPI 1-25				RPI 26-50				RPI 51-100				RPI 101+ Team's RPI: 301			
RPI	S	Opponent	Score	RPI	S	Opponent	Score	RPI	S	Opponent	Score	RPI	S	Opponent	Score
25	H	Middle Tenn.	76 98	46	H	Georgia	51 74	96	A	Clemson	61 76	158	A	Mercer	67 73
												160	A	Wake Forest	62 89
												211	A	Georgia St.	60 72
												212	A	Southern Miss.	58 80
												219	N	N.C. A&T	49 54
												240	A	Valparaiso	61 79
												298	A	Lipscomb	53 72
												308	N	Morgan St.	62 56
												322	A	FIU	73 56
												331	H	South Ala.	70 66
LAST 12 Division I GAMES:															
331	H	South Ala.	70 66	25	H	Middle Tenn.	76 98	308	N	Morgan St.	62 56	219	N	N.C. A&T	49 54
211	A	Georgia St.	60 72	96	A	Clemson	61 76	298	A	Lipscomb	53 72	240	A	Valparaiso	61 79
96	A	Clemson	61 76	46	H	Georgia	51 74	240	A	Valparaiso	61 79	160	A	Wake Forest	62 89
212	A	Southern Miss.	58 80	158	A	Mercer	67 73								

Non-Div I Games:

Tennessee Tech

■ Loss,
 ■ Non-Conf,
 S Site,
 ■ Home
 ■ Away
 N Neutral

Average RPI Win:	212	WON-LOST	WINNING	LAST 10	STRENGTH OF	OPP. STRENGTH	TEAM	ADJ.	CONF.	ADJ CONF.
Average RPI Loss:	101	RECORD	PCT. RANK	GAMES	SCHEDULE	OF SCHEDULE	RPI	RPI	RPI	RPI
DIV. I ONLY	4- 7	221	3- 5	40	226	149	149	32	32	
DIV. I NON-CONF.	4- 7	220	3- 6	43	225	150	150	33	33	
TOTALS	RPI 1-25	RPI 26-50	W-L RECORDS	RPI 51-100	RPI 101-150	RPI 150+				
4- 7	0- 2	0- 1	OVERALL	0- 1	0- 2	4- 1				
3- 1	0- 0	0- 0	HOME	0- 0	0- 0	3- 1				
0- 5	0- 2	0- 0	AWAY	0- 1	0- 2	0- 0				
1- 1	0- 0	0- 1	NEUTRAL	0- 0	0- 0	1- 0				
4- 7	0- 2	0- 1	NON-CONFERENCE	0- 1	0- 2	4- 1				
3- 1	0- 0	0- 0	HOME	0- 0	0- 0	3- 1				
0- 5	0- 2	0- 0	AWAY	0- 1	0- 2	0- 0				
1- 1	0- 0	0- 1	NEUTRAL	0- 0	0- 0	1- 0				
0- 0	0- 0	0- 0	CONFERENCE	0- 0	0- 0	0- 0				
0- 0	0- 0	0- 0	HOME	0- 0	0- 0	0- 0				
0- 0	0- 0	0- 0	AWAY	0- 0	0- 0	0- 0				
0- 0	0- 0	0- 0	NEUTRAL	0- 0	0- 0	0- 0				

RPI 1-25				RPI 26-50				RPI 51-100				RPI 101+ Team's RPI: 149			
RPI	S	Opponent	Score	RPI	S	Opponent	Score	RPI	S	Opponent	Score	RPI	S	Opponent	Score
4	A	Baylor	42 96	34	N	Texas A&M	61 63	75	A	Texas Tech	42 50	109	A	DePaul	70 93
20	A	Texas	45 72									124	A	VCU	43 64
												163	H	Eastern Mich.	81 75
												225	N	New Mexico	61 59
												227	H	Houston Baptist	75 72
												234	H	Incarnate Word	65 61
												338	H	A&M-Corpus Christi	57 60
LAST 12 Division I GAMES:															
4	A	Baylor	42 96	124	A	VCU	43 64								
227	H	Houston Baptist	75 72	234	H	Incarnate Word	65 61								
20	A	Texas	45 72	75	A	Texas Tech	42 50								
163	H	Eastern Mich.	81 75	338	H	A&M-Corpus Christi	57 60								
34	N	Texas A&M	61 63	225	N	New Mexico	61 59								
109	A	DePaul	70 93												

Non-Div I Games: Tex. A&M-Kingsville86 36 Concordia (TX) 72 31 Texas Lutheran 71 47

Tex.-Pan American

Loss, Non-Conf, S Site, H Home A Away N Neutral

Average RPI Win:	152	WON-LOST	WINNING	LAST 10	STRENGTH OF	OPP. STRENGTH	TEAM	ADJ.	CONF.	ADJ CONF.
Average RPI Loss:	0	RECORD	PCT. RANK	GAMES	SCHEDULE	OF SCHEDULE	RPI	RPI	RPI	RPI
DIV. I ONLY	10- 0	1	10- 0	205	5	20	20	5	5	
DIV. I NON-CONF.	10- 0	1	10- 0	207	5	20	20	5	5	
TOTALS	RPI 1-25		RPI 26-50	W-L RECORDS	RPI 51-100	RPI 101-150	RPI 150+			
10- 0	1- 0		1- 0	OVERALL	2- 0	1- 0	5- 0			
7- 0	1- 0		0- 0	HOME	0- 0	1- 0	5- 0			
2- 0	0- 0		0- 0	AWAY	2- 0	0- 0	0- 0			
1- 0	0- 0		1- 0	NEUTRAL	0- 0	0- 0	0- 0			
10- 0	1- 0		1- 0	NON-CONFERENCE	2- 0	1- 0	5- 0			
7- 0	1- 0		0- 0	HOME	0- 0	1- 0	5- 0			
2- 0	0- 0		0- 0	AWAY	2- 0	0- 0	0- 0			
1- 0	0- 0		1- 0	NEUTRAL	0- 0	0- 0	0- 0			
0- 0	0- 0		0- 0	CONFERENCE	0- 0	0- 0	0- 0			
0- 0	0- 0		0- 0	HOME	0- 0	0- 0	0- 0			
0- 0	0- 0		0- 0	AWAY	0- 0	0- 0	0- 0			
0- 0	0- 0		0- 0	NEUTRAL	0- 0	0- 0	0- 0			

RPI	S	Opponent	Score	RPI	S	Opponent	Score	RPI	S	Opponent	Score	RPI	S	Opponent	Score
12	H	Tennessee	72 59	34	N	Texas A&M	67 65	51	A	Stanford	87 81	149	H	Tex.-Pan American	72 45
								77	A	UCLA	75 65	214	H	McNeese St.	76 59
												225	H	New Mexico	86 37
												232	H	UTSA	68 48
												243	H	Northwestern St.	74 34
												281	H	Southern U.	80 42
LAST 12 Division I GAMES:															
12	H	Tennessee	72 59	34	N	Texas A&M	67 65	214	H	McNeese St.	76 59				
149	H	Tex.-Pan American	72 45					243	H	Northwestern St.	74 34				
77	A	UCLA	75 65					281	H	Southern U.	80 42				
51	A	Stanford	87 81					225	H	New Mexico	86 37				
232	H	UTSA	68 48												

Non-Div I Games:

Texas

Average RPI Win:	188	WON-LOST	WINNING	LAST 10	STRENGTH OF	OPP. STRENGTH	TEAM	ADJ.	CONF.	ADJ CONF.
Average RPI Loss:	20	RECORD	PCT. RANK	GAMES	SCHEDULE	OF SCHEDULE	RPI	RPI	RPI	RPI
DIV. I ONLY	11- 1	10	9- 1	161	61	34	34	3	3	
DIV. I NON-CONF.	11- 1	9	11- 1	163	60	33	33	3	3	
TOTALS	RPI 1-25	RPI 26-50	W-L RECORDS	RPI 51-100	RPI 101-150	RPI 150+				
11- 1	1- 1	0- 0	OVERALL	0- 0	2- 0	8- 0				
6- 0	1- 0	0- 0	HOME	0- 0	0- 0	5- 0				
3- 0	0- 0	0- 0	AWAY	0- 0	1- 0	2- 0				
2- 1	0- 1	0- 0	NEUTRAL	0- 0	1- 0	1- 0				
11- 1	1- 1	0- 0	NON-CONFERENCE	0- 0	2- 0	8- 0				
6- 0	1- 0	0- 0	HOME	0- 0	0- 0	5- 0				
3- 0	0- 0	0- 0	AWAY	0- 0	1- 0	2- 0				
2- 1	0- 1	0- 0	NEUTRAL	0- 0	1- 0	1- 0				
0- 0	0- 0	0- 0	CONFERENCE	0- 0	0- 0	0- 0				
0- 0	0- 0	0- 0	HOME	0- 0	0- 0	0- 0				
0- 0	0- 0	0- 0	AWAY	0- 0	0- 0	0- 0				
0- 0	0- 0	0- 0	NEUTRAL	0- 0	0- 0	0- 0				

RPI 1-25				RPI 26-50		Team's RPI: 34		RPI 51-100				RPI 101+			
RPI	S	Opponent	Score	RPI	S	Opponent	Score	RPI	S	Opponent	Score	RPI	S	Opponent	Score
7	H	Duke	63 59									109	A	DePaul	76 68
20	N	Texas	65 67									149	N	Tex.-Pan American	63 61
												167	A	SMU	70 62
												184	A	TCU	82 71
												207	H	Prairie View	59 41
												214	H	McNeese St.	93 27
												225	N	New Mexico	66 52
												243	H	Northwestern St.	75 42
												259	H	Houston	94 55
												302	H	Rice	76 55
LAST 12 Division I GAMES:															
20	N	Texas	65 67	259	H	Houston	94 55								
207	H	Prairie View	59 41	167	A	SMU	70 62								
302	H	Rice	76 55	184	A	TCU	82 71								
149	N	Tex.-Pan American	63 61	243	H	Northwestern St.	75 42								
225	N	New Mexico	66 52	7	H	Duke	63 59								
109	A	DePaul	76 68	214	H	McNeese St.	93 27								

Non-Div I Games:

Texas A&M

Texas Southern

Through Games Of Dec. 28, 2014

Average RPI Win:	263	WON-LOST	WINNING	LAST 10	STRENGTH OF	OPP. STRENGTH	TEAM	ADJ.	CONF.	ADJ CONF.
Average RPI Loss:	191	RECORD	PCT. RANK	GAMES	SCHEDULE	OF SCHEDULE	RPI	RPI	RPI	RPI
DIV. I ONLY	3- 7	253	3- 7	193	331	250	250	31	31	
DIV. I NON-CONF.	3- 7	253	3- 7	196	329	251	251	32	32	
TOTALS	RPI 1-25	RPI 26-50	W-L RECORDS	RPI 51-100	RPI 101-150	RPI 150+				
3- 7	0- 0	0- 0	OVERALL	0- 2	0- 1	3- 4				
1- 1	0- 0	0- 0	HOME	0- 0	0- 0	1- 1				
1- 6	0- 0	0- 0	AWAY	0- 1	0- 0	1- 0				
1- 0	0- 0	0- 0	NEUTRAL	0- 0	0- 0	1- 0				
3- 7	0- 0	0- 0	NON-CONFERENCE	0- 2	0- 1	3- 4				
1- 1	0- 0	0- 0	HOME	0- 0	0- 0	1- 1				
1- 6	0- 0	0- 0	AWAY	0- 2	0- 1	1- 3				
1- 0	0- 0	0- 0	NEUTRAL	0- 0	0- 0	1- 0				
0- 0	0- 0	0- 0	CONFERENCE	0- 0	0- 0	0- 0				
0- 0	0- 0	0- 0	HOME	0- 0	0- 0	0- 0				
0- 0	0- 0	0- 0	AWAY	0- 0	0- 0	0- 0				
0- 0	0- 0	0- 0	NEUTRAL	0- 0	0- 0	0- 0				

RPI 1-25				RPI 26-50				RPI 51-100				RPI 101+				Team's RPI: 250	
RPI	S	Opponent	Score	RPI	S	Opponent	Score	RPI	S	Opponent	Score	RPI	S	Opponent	Score		
								73	A	CSUN	50	63	108	A	Oklahoma St.	58	77
								83	A	Kansas	44	69	184	A	TCU	52	69
													227	A	Houston Baptist	92	80
													245	H	Tulsa	64	67
													261	N	IUPUI	71	61
													302	H	Rice	69	63
													305	A	Sam Houston St.	54	61
													338	A	A&M-Corpus Christi	63	68
LAST 12 Division I GAMES:																	
				302	H	Rice	69	63	338	A	A&M-Corpus Christi	63	68				
				184	A	TCU	52	69	227	A	Houston Baptist	92	80				
				83	A	Kansas	44	69	305	A	Sam Houston St.	54	61				
				108	A	Oklahoma St.	58	77	73	A	CSUN	50	63				
									261	N	IUPUI	71	61				
									245	H	Tulsa	64	67				

Non-Div I Games:

Texas Southern

■ Loss,
 ■ Non-Conf,
 ■ S Site,
 ■ H Home
 ■ A Away
 N Neutral

Average RPI Win:	277	WON-LOST	WINNING	LAST 10	STRENGTH OF	OPP. STRENGTH	TEAM	ADJ.	CONF.	ADJ CONF.
Average RPI Loss:	114	RECORD	PCT. RANK	GAMES	SCHEDULE	OF SCHEDULE	RPI	RPI	RPI	RPI
DIV. I ONLY	3- 4	199	3- 4	268	206	224	224	21	21	
DIV. I NON-CONF.	3- 4	193	3- 4	266	205	226	226	22	22	
TOTALS	RPI 1-25	RPI 26-50	W-L RECORDS	RPI 51-100	RPI 101-150	RPI 150+				
3- 4	0- 0	0- 1	OVERALL	0- 1	0- 1	3- 1				
1- 1	0- 0	0- 0	HOME	0- 0	0- 0	1- 1				
1- 3	0- 0	0- 1	AWAY	0- 1	0- 1	1- 0				
1- 0	0- 0	0- 0	NEUTRAL	0- 0	0- 0	1- 0				
3- 4	0- 0	0- 1	NON-CONFERENCE	0- 1	0- 1	3- 1				
1- 1	0- 0	0- 0	HOME	0- 0	0- 0	1- 1				
1- 3	0- 0	0- 1	AWAY	0- 1	0- 1	1- 0				
1- 0	0- 0	0- 0	NEUTRAL	0- 0	0- 0	1- 0				
0- 0	0- 0	0- 0	CONFERENCE	0- 0	0- 0	0- 0				
0- 0	0- 0	0- 0	HOME	0- 0	0- 0	0- 0				
0- 0	0- 0	0- 0	AWAY	0- 0	0- 0	0- 0				
0- 0	0- 0	0- 0	NEUTRAL	0- 0	0- 0	0- 0				

RPI 1-25				RPI 26-50				RPI 51-100				RPI 101+ Team's RPI: 224			
RPI	S	Opponent	Score	RPI	S	Opponent	Score	RPI	S	Opponent	Score	RPI	S	Opponent	Score
				45	A	Stetson	57 75	75	A	Texas Tech	77 81	108	A	Oklahoma St.	37 64
												227	H	Houston Baptist	56 61
												232	A	UTSA	57 53
												263	N	Bethune-Cookman	51 40
												336	H	Lamar	79 72
LAST 12 Division I GAMES:															
				45	A	Stetson	57 75	108	A	Oklahoma St.	37 64				
				263	N	Bethune-Cookman	51 40	336	H	Lamar	79 72				
				232	A	UTSA	57 53	227	H	Houston Baptist	56 61				
								75	A	Texas Tech	77 81				

Non-Div I Games: Tex. A&M Int'l 83 65 Tex. A&M-Commerce 74 69

Texas St.

Average RPI Win:	199	WON-LOST	WINNING	LAST 10	STRENGTH OF	OPP. STRENGTH	TEAM	ADJ.	CONF.	ADJ CONF.
Average RPI Loss:	55	RECORD	PCT. RANK	GAMES	SCHEDULE	OF SCHEDULE	RPI	RPI	RPI	RPI
DIV. I ONLY	9- 2	41	8- 2	159	138	75	75	5	5	
DIV. I NON-CONF.	9- 2	37	9- 2	161	137	76	76	5	5	
TOTALS	RPI 1-25	RPI 26-50	W-L RECORDS	RPI 51-100	RPI 101-150	RPI 150+				
9- 2	0- 0	0- 1	OVERALL	0- 1	3- 0	6- 0				
9- 0	0- 0	0- 0	HOME	0- 0	3- 0	6- 0				
0- 0	0- 0	0- 0	AWAY	0- 0	0- 0	0- 0				
0- 2	0- 0	0- 1	NEUTRAL	0- 1	0- 0	0- 0				
9- 2	0- 0	0- 1	NON-CONFERENCE	0- 1	3- 0	6- 0				
9- 0	0- 0	0- 0	HOME	0- 0	3- 0	6- 0				
0- 0	0- 0	0- 0	AWAY	0- 0	0- 0	0- 0				
0- 2	0- 0	0- 1	NEUTRAL	0- 1	0- 0	0- 0				
0- 0	0- 0	0- 0	CONFERENCE	0- 0	0- 0	0- 0				
0- 0	0- 0	0- 0	HOME	0- 0	0- 0	0- 0				
0- 0	0- 0	0- 0	AWAY	0- 0	0- 0	0- 0				
0- 0	0- 0	0- 0	NEUTRAL	0- 0	0- 0	0- 0				

RPI 1-25				RPI 26-50				RPI 51-100				Team's RPI: 75		RPI 101+			
RPI	S	Opponent	Score	RPI	S	Opponent	Score	RPI	S	Opponent	Score	RPI	S	Opponent	Score		
				40	N	Purdue	53 69	69	N	North Carolina St.	42 75	115	H	Abilene Christian	61 44		
												123	H	Jacksonville St.	67 59		
												149	H	Tex.-Pan American	50 42		
												179	H	Arizona	57 54		
												206	H	Nicholls St.	76 49		
												224	H	Texas St.	81 77		
												232	H	UTSA	64 48		
												259	H	Houston	60 54		
												308	H	Morgan St.	65 57		
LAST 12 Division I GAMES:																	
				206	H	Nicholls St.	76 49	259	H	Houston	60 54						
				149	H	Tex.-Pan American	50 42	232	H	UTSA	64 48						
				115	H	Abilene Christian	61 44	179	H	Arizona	57 54						
				69	N	North Carolina St.	42 75	224	H	Texas St.	81 77						
				40	N	Purdue	53 69	123	H	Jacksonville St.	67 59						
				308	H	Morgan St.	65 57										

Non-Div I Games:

Texas Tech

Average RPI Win:	310	WON-LOST	WINNING	LAST 10	STRENGTH OF	OPP. STRENGTH	TEAM	ADJ.	CONF.	ADJ CONF.
Average RPI Loss:	115	RECORD	PCT. RANK	GAMES	SCHEDULE	OF SCHEDULE	RPI	RPI	RPI	RPI
DIV. I ONLY	4- 3	139	0- 1	257	334	190	190	21	21	
DIV. I NON-CONF.	4- 3	139	0- 1	255	335	194	194	22	22	
TOTALS	RPI 1-25	RPI 26-50	W-L RECORDS	RPI 51-100	RPI 101-150	RPI 150+				
4- 3	0- 0	0- 1	OVERALL	0- 1	0- 0	4- 1				
2- 1	0- 0	0- 0	HOME	0- 0	0- 0	2- 1				
2- 2	0- 0	0- 1	AWAY	0- 0	0- 0	2- 0				
0- 0	0- 0	0- 0	NEUTRAL	0- 0	0- 0	0- 0				
4- 3	0- 0	0- 1	NON-CONFERENCE	0- 1	0- 0	4- 1				
2- 1	0- 0	0- 0	HOME	0- 0	0- 0	2- 1				
2- 2	0- 0	0- 1	AWAY	0- 1	0- 0	2- 0				
0- 0	0- 0	0- 0	NEUTRAL	0- 0	0- 0	0- 0				
0- 0	0- 0	0- 0	CONFERENCE	0- 0	0- 0	0- 0				
0- 0	0- 0	0- 0	HOME	0- 0	0- 0	0- 0				
0- 0	0- 0	0- 0	AWAY	0- 0	0- 0	0- 0				
0- 0	0- 0	0- 0	NEUTRAL	0- 0	0- 0	0- 0				

RPI 1-25			RPI 26-50			RPI 51-100			RPI 101+			Team's RPI: 190
RPI	S	Opponent	Score	RPI	S	Opponent	Score	RPI	S	Opponent	Score	
				49	A	Wichita St.	61 71	63	A	Kansas St.	41 45	
								227	H	Houston Baptist	83 73	
								232	H	UTSA	55 63	
								330	H	Northern Ariz.	80 62	
								338	A	A&M-Corpus Christi	42 28	
								346	A	North Texas	46 38	
LAST 12 Division I GAMES:												
				63	A	Kansas St.	41 45	49	A	Wichita St.	61 71	
				232	H	UTSA	55 63	346	A	North Texas	46 38	
				330	H	Northern Ariz.	80 62	338	A	A&M-Corpus Christi	42 28	
				227	H	Houston Baptist	83 73					

Non-Div I Games: Missouri Valley 90 32 McMurry 82 25

Texas-Arlington

Average RPI Win:	141	WON-LOST	WINNING	LAST 10	STRENGTH OF	OPP. STRENGTH	TEAM	ADJ.	CONF.	ADJ CONF.
Average RPI Loss:	110	RECORD	PCT. RANK	GAMES	SCHEDULE	OF SCHEDULE	RPI	RPI	RPI	RPI
DIV. I ONLY	6- 4	120	1- 0	47	119	65	65	15	15	
DIV. I NON-CONF.	6- 4	123	1- 0	49	118	66	66	15	15	
TOTALS	RPI 1-25	RPI 26-50	W-L RECORDS	RPI 51-100	RPI 101-150	RPI 150+				
6- 4	0- 1	0- 1	OVERALL	2- 0	2- 1	2- 1				
2- 1	0- 0	0- 0	HOME	2- 0	0- 0	0- 1				
0- 3	0- 1	0- 1	AWAY	0- 0	0- 1	0- 0				
4- 0	0- 0	0- 0	NEUTRAL	0- 0	2- 0	2- 0				
6- 4	0- 1	0- 1	NON-CONFERENCE	2- 0	2- 1	2- 1				
2- 1	0- 0	0- 0	HOME	2- 0	0- 0	0- 1				
0- 3	0- 1	0- 1	AWAY	0- 0	0- 1	0- 0				
4- 0	0- 0	0- 0	NEUTRAL	0- 0	2- 0	2- 0				
0- 0	0- 0	0- 0	CONFERENCE	0- 0	0- 0	0- 0				
0- 0	0- 0	0- 0	HOME	0- 0	0- 0	0- 0				
0- 0	0- 0	0- 0	AWAY	0- 0	0- 0	0- 0				
0- 0	0- 0	0- 0	NEUTRAL	0- 0	0- 0	0- 0				

RPI 1-25				RPI 26-50				RPI 51-100				RPI 101+			
RPI	S	Opponent	Score	RPI	S	Opponent	Score	RPI	S	Opponent	Score	RPI	S	Opponent	Score
5	A	Dayton	57 79	40	A	Purdue	48 66	91	H	St. Bonaventure	64 58	125	N	Southern Ill.	64 48
								92	H	Idaho	80 67	127	N	Virginia	64 62
												138	A	Cleveland St.	71 81
												179	N	Arizona	69 54
												229	N	Nevada	65 56
												255	H	Detroit	72 83
LAST 12 Division I GAMES:															
179	N	Arizona	69 54	229	N	Nevada	65 56	5	A	Dayton	57 79	127	N	Virginia	64 62
125	N	Southern Ill.	64 48	255	H	Detroit	72 83	40	A	Purdue	48 66				
91	H	St. Bonaventure	64 58	92	H	Idaho	80 67								
138	A	Cleveland St.	71 81												

Non-Div I Games:

Toledo

Average RPI Win:	297	WON-LOST	WINNING	LAST 10	STRENGTH OF	OPP. STRENGTH	TEAM	ADJ.	CONF.	ADJ CONF.
Average RPI Loss:	159	RECORD	PCT. RANK	GAMES	SCHEDULE	OF SCHEDULE	RPI	RPI	RPI	RPI
DIV. I ONLY	4- 7	221	4- 6	166	336	222	222	11	11	
DIV. I NON-CONF.	4- 7	220	4- 7	169	337	224	224	11	11	
TOTALS	RPI 1-25	RPI 26-50	W-L RECORDS	RPI 51-100	RPI 101-150	RPI 150+				
4- 7	0- 0	0- 1	OVERALL	0- 1	0- 1	4- 4				
2- 1	0- 0	0- 0	HOME	0- 1	0- 0	2- 0				
2- 4	0- 0	0- 1	AWAY	0- 0	0- 0	2- 2				
0- 2	0- 0	0- 0	NEUTRAL	0- 0	0- 1	0- 1				
4- 7	0- 0	0- 1	NON-CONFERENCE	0- 1	0- 1	4- 4				
2- 1	0- 0	0- 0	HOME	0- 1	0- 0	2- 0				
2- 4	0- 0	0- 1	AWAY	0- 0	0- 0	2- 3				
0- 2	0- 0	0- 0	NEUTRAL	0- 0	0- 1	0- 1				
0- 0	0- 0	0- 0	CONFERENCE	0- 0	0- 0	0- 0				
0- 0	0- 0	0- 0	HOME	0- 0	0- 0	0- 0				
0- 0	0- 0	0- 0	AWAY	0- 0	0- 0	0- 0				
0- 0	0- 0	0- 0	NEUTRAL	0- 0	0- 0	0- 0				

RPI 1-25			RPI 26-50			RPI 51-100			RPI 101+			Team's RPI: 222
RPI	S	Opponent	Score	RPI	S	Opponent	Score	RPI	S	Opponent	Score	
				41	A	Maryland	52 81	87	H	North Dakota	52 54	121 N Rhode Island 49 60
										160 A Wake Forest 64 74		
										168 N La Salle 49 62		
										248 A Penn St. 64 71		
										277 H Rider 53 51		
										278 H George Mason 72 70		
										287 A Navy 51 55		
										313 A UMBC 59 54		
										320 A Loyola Maryland 63 50		
LAST 12 Division I GAMES:												
278	H	George Mason	72 70	287	A	Navy	51 55					
160	A	Wake Forest	64 74	168	N	La Salle	49 62					
41	A	Maryland	52 81	121	N	Rhode Island	49 60					
320	A	Loyola Maryland	63 50	313	A	UMBC	59 54					
248	A	Penn St.	64 71	87	H	North Dakota	52 54					
				277	H	Rider	53 51					

Non-Div I Games:

Towson

Average RPI Win:	259	WON-LOST	WINNING	LAST 10	STRENGTH OF	OPP. STRENGTH	TEAM	ADJ.	CONF.	ADJ CONF.
Average RPI Loss:	134	RECORD	PCT. RANK	GAMES	SCHEDULE	OF SCHEDULE	RPI	RPI	RPI	RPI
DIV. I ONLY	5- 4	141	5- 4	315	203	223	223	21	21	
DIV. I NON-CONF.	5- 4	141	5- 4	317	202	225	225	22	22	
TOTALS	RPI 1-25	RPI 26-50	W-L RECORDS	RPI 51-100	RPI 101-150	RPI 150+				
5- 4	0- 0	0- 0	OVERALL	0- 2	0- 1	5- 1				
3- 1	0- 0	0- 0	HOME	0- 0	0- 1	3- 0				
2- 3	0- 0	0- 0	AWAY	0- 2	0- 0	2- 1				
0- 0	0- 0	0- 0	NEUTRAL	0- 0	0- 0	0- 0				
5- 4	0- 0	0- 0	NON-CONFERENCE	0- 2	0- 1	5- 1				
3- 1	0- 0	0- 0	HOME	0- 0	0- 1	3- 0				
2- 3	0- 0	0- 0	AWAY	0- 2	0- 0	2- 1				
0- 0	0- 0	0- 0	NEUTRAL	0- 0	0- 0	0- 0				
0- 0	0- 0	0- 0	CONFERENCE	0- 0	0- 0	0- 0				
0- 0	0- 0	0- 0	HOME	0- 0	0- 0	0- 0				
0- 0	0- 0	0- 0	AWAY	0- 0	0- 0	0- 0				
0- 0	0- 0	0- 0	NEUTRAL	0- 0	0- 0	0- 0				

RPI 1-25				RPI 26-50				RPI 51-100				RPI 101+				Team's RPI: 223	
RPI	S	Opponent	Score	RPI	S	Opponent	Score	RPI	S	Opponent	Score	RPI	S	Opponent	Score		
								61	A	Auburn	54	71	114	H	Savannah St.	80	83
								96	A	Clemson	73	82	215	H	Southeastern La.	80	78
												217	H	Samford	76	67	
												226	A	Tennessee St.	75	71	
												265	A	Evansville	85	94	
												306	H	Alabama St.	70	50	
												332	A	Florida A&M	65	59	
LAST 12 Division I GAMES:																	
				226	A	Tennessee St.	75	71	332	A	Florida A&M	65	59				
				265	A	Evansville	85	94	215	H	Southeastern La.	80	78				
				306	H	Alabama St.	70	50	96	A	Clemson	73	82				
				217	H	Samford	76	67	61	A	Auburn	54	71				
				114	H	Savannah St.	80	83									

Non-Div I Games:

Troy

Average RPI Win:	177	WON-LOST	WINNING	LAST 10	STRENGTH OF	OPP. STRENGTH	TEAM	ADJ.	CONF.	ADJ CONF.
Average RPI Loss:	19	RECORD	PCT. RANK	GAMES	SCHEDULE	OF SCHEDULE	RPI	RPI	RPI	RPI
DIV. I ONLY	10- 2	31	1- 0	91	51	38	38	9	9	
DIV. I NON-CONF.	9- 2	37	1- 0	61	43	30	30	9	9	
TOTALS	RPI 1-25	RPI 26-50	W-L RECORDS	RPI 51-100	RPI 101-150	RPI 150+				
10- 2	0- 2	0- 0	OVERALL	2- 0	2- 0	6- 0				
5- 1	0- 1	0- 0	HOME	1- 0	1- 0	3- 0				
4- 0	0- 0	0- 0	AWAY	1- 0	0- 0	3- 0				
1- 1	0- 1	0- 0	NEUTRAL	0- 0	1- 0	0- 0				
9- 2	0- 2	0- 0	NON-CONFERENCE	2- 0	2- 0	5- 0				
5- 1	0- 1	0- 0	HOME	1- 0	1- 0	3- 0				
3- 0	0- 0	0- 0	AWAY	1- 0	0- 0	2- 0				
1- 1	0- 1	0- 0	NEUTRAL	0- 0	1- 0	0- 0				
1- 0	0- 0	0- 0	CONFERENCE	0- 0	0- 0	1- 0				
0- 0	0- 0	0- 0	HOME	0- 0	0- 0	0- 0				
1- 0	0- 0	0- 0	AWAY	0- 0	0- 0	1- 0				
0- 0	0- 0	0- 0	NEUTRAL	0- 0	0- 0	0- 0				

RPI 1-25			RPI 26-50		Team's RPI: 38	RPI 51-100			RPI 101+		
RPI	S	Opponent	Score	RPI	S	Opponent	Score	RPI	S	Opponent	Score
18	H	Florida St.	54 65					55	A	UALR	74 58
19	N	Western Ky.	64 69					69	H	North Carolina St.	60 51
LAST 12 Division I GAMES:											
18	H	Florida St.	54 65	102	N	UNI	71 48				
134	H	Miami (FL)	70 65	283	A	Cincinnati	60 50				
217	H	Samford	58 56	69	H	North Carolina St.	60 51				
55	A	UALR	74 58	208	A	LSU	51 45				
206	H	Nicholls St.	77 44	214	A	McNeese St.	75 55				
19	N	Western Ky.	64 69	286	H	Mississippi Val.	87 47				

Non-Div I Games:

Tulane

Average RPI Win:	255	WON-LOST	WINNING	LAST 10	STRENGTH OF	OPP. STRENGTH	TEAM	ADJ.	CONF.	ADJ CONF.
Average RPI Loss:	115	RECORD	PCT. RANK	GAMES	SCHEDULE	OF SCHEDULE	RPI	RPI	RPI	RPI
DIV. I ONLY	5- 6	180	5- 5	288	81	245	245	9	9	
DIV. I NON-CONF.	5- 6	176	5- 6	292	84	248	248	9	9	
TOTALS	RPI 1-25	RPI 26-50	W-L RECORDS	RPI 51-100	RPI 101-150	RPI 150+				
5- 6	0- 0	0- 1	OVERALL	0- 1	0- 2	5- 2				
2- 4	0- 0	0- 1	HOME	0- 1	0- 1	2- 1				
2- 2	0- 0	0- 0	AWAY	0- 0	0- 1	2- 1				
1- 0	0- 0	0- 0	NEUTRAL	0- 0	0- 0	1- 0				
5- 6	0- 0	0- 1	NON-CONFERENCE	0- 1	0- 2	5- 2				
2- 4	0- 0	0- 1	HOME	0- 1	0- 1	2- 1				
2- 2	0- 0	0- 0	AWAY	0- 0	0- 1	2- 1				
1- 0	0- 0	0- 0	NEUTRAL	0- 0	0- 0	1- 0				
0- 0	0- 0	0- 0	CONFERENCE	0- 0	0- 0	0- 0				
0- 0	0- 0	0- 0	HOME	0- 0	0- 0	0- 0				
0- 0	0- 0	0- 0	AWAY	0- 0	0- 0	0- 0				
0- 0	0- 0	0- 0	NEUTRAL	0- 0	0- 0	0- 0				

RPI S	Opponent	Score	RPI S	Opponent	Score	RPI S	Opponent	Score	RPI S	Opponent	Score	Team's RPI: 245
47	H Arkansas	53 64	55	H UALR	59 66	102	H UNI	66 69	134	A Miami (FL)	57 69	
						152	H Saint Louis	58 63	176	N Buffalo	87 77	
						201	A Oral Roberts	71 73	240	A Valparaiso	87 63	
						250	A Texas Southern	67 64	271	H New Orleans	78 55	
						336	H Lamar	73 69				
LAST 12 Division I GAMES:												
47	H Arkansas	53 64	55	H UALR	59 66	271	H New Orleans	78 55	201	A Oral Roberts	71 73	
240	A Valparaiso	87 63	336	H Lamar	73 69	102	H UNI	66 69				
152	H Saint Louis	58 63										
134	A Miami (FL)	57 69										
176	N Buffalo	87 77										
250	A Texas Southern	67 64										

Non-Div I Games:

Tulsa

UAB				Through Games Of Dec. 28, 2014							
Average RPI Win:	286	WON-LOST	WINNING	LAST 10	STRENGTH OF	OPP. STRENGTH	TEAM	ADJ.	CONF.	ADJ CONF.	
Average RPI Loss:	177	RECORD	PCT. RANK	GAMES	SCHEDULE	OF SCHEDULE	RPI	RPI	RPI	RPI	
DIV. I ONLY		6- 4	120	6- 4	344	135	241	241	22	22	
DIV. I NON-CONF.		6- 4	123	6- 4	345	133	245	245	23	23	
TOTALS		RPI 1-25		RPI 26-50		W-L RECORDS		RPI 51-100		RPI 101-150	RPI 150+
6- 4		0- 1		0- 0		OVERALL		0- 0		0- 0	6- 3
4- 0		0- 0		0- 0		HOME		0- 0		0- 0	4- 0
1- 4		0- 1		0- 0		AWAY		0- 0		0- 0	1- 3
1- 0		0- 0		0- 0		NEUTRAL		0- 0		0- 0	1- 0
6- 4		0- 1		0- 0		NON-CONFERENCE		0- 0		0- 0	6- 3
4- 0		0- 0		0- 0		HOME		0- 0		0- 0	4- 0
1- 4		0- 1		0- 0		AWAY		0- 0		0- 0	1- 3
1- 0		0- 0		0- 0		NEUTRAL		0- 0		0- 0	1- 0
0- 0		0- 0		0- 0		CONFERENCE		0- 0		0- 0	0- 0
0- 0		0- 0		0- 0		HOME		0- 0		0- 0	0- 0
0- 0		0- 0		0- 0		AWAY		0- 0		0- 0	0- 0
0- 0		0- 0		0- 0		NEUTRAL		0- 0		0- 0	0- 0

RPI 1-25				RPI 26-50				RPI 51-100				RPI 101+				Team's RPI: 241
RPI	S	Opponent	Score	RPI	S	Opponent	Score	RPI	S	Opponent	Score	RPI	S	Opponent	Score	
18	A	Florida St.	62 92									179	A	Arizona	44 49	
												217	A	Samford	41 70	
												219	A	Loyola Chicago	61 51	
												266	N	UC Irvine	69 65	
												276	H	Ark.-Pine Bluff	65 56	
												294	A	Loyola Marymount	61 66	
												298	H	Lipscomb	72 54	
												325	H	Alcorn	57 43	
												331	H	South Ala.	73 43	
LAST 12 Division I GAMES:																
217	A	Samford	41 70	331	H	South Ala.	73 43									
266	N	UC Irvine	69 65	276	H	Ark.-Pine Bluff	65 56									
294	A	Loyola Marymount	61 66	179	A	Arizona	44 49									
219	A	Loyola Chicago	61 51	18	A	Florida St.	62 92									
325	H	Alcorn	57 43													
298	H	Lipscomb	72 54													

Non-Div I Games:

UAB

■ Loss,
 ■ Non-Conf, S Site,
 ■ Home
 ■ Away
 N Neutral

Average RPI Win:	212	WON-LOST	WINNING	LAST 10	STRENGTH OF	OPP. STRENGTH	TEAM	ADJ.	CONF.	ADJ CONF.
Average RPI Loss:	48	RECORD	PCT. RANK	GAMES	SCHEDULE	OF SCHEDULE	RPI	RPI	RPI	RPI
DIV. I ONLY	7- 2	49	7- 2	115	154	55	55	21	21	
DIV. I NON-CONF.	7- 2	50	7- 2	121	153	56	56	22	22	
TOTALS	RPI 1-25	RPI 26-50	W-L RECORDS	RPI 51-100	RPI 101-150	RPI 150+				
7- 2	0- 0	0- 1	OVERALL	1- 1	0- 0	6- 0				
3- 1	0- 0	0- 1	HOME	1- 0	0- 0	2- 0				
4- 1	0- 0	0- 0	AWAY	0- 1	0- 0	4- 0				
0- 0	0- 0	0- 0	NEUTRAL	0- 0	0- 0	0- 0				
7- 2	0- 0	0- 1	NON-CONFERENCE	1- 1	0- 0	6- 0				
3- 1	0- 0	0- 1	HOME	1- 0	0- 0	2- 0				
4- 1	0- 0	0- 0	AWAY	0- 1	0- 0	4- 0				
0- 0	0- 0	0- 0	NEUTRAL	0- 0	0- 0	0- 0				
0- 0	0- 0	0- 0	CONFERENCE	0- 0	0- 0	0- 0				
0- 0	0- 0	0- 0	HOME	0- 0	0- 0	0- 0				
0- 0	0- 0	0- 0	AWAY	0- 0	0- 0	0- 0				
0- 0	0- 0	0- 0	NEUTRAL	0- 0	0- 0	0- 0				

RPI 1-25				RPI 26-50				RPI 51-100				Team's RPI: 55		RPI 101+			
RPI	S	Opponent	Score	RPI	S	Opponent	Score	RPI	S	Opponent	Score			RPI	S	Opponent	Score
				38	H	Tulane	58 74	57	A	South Dakota St.	42 67			196	A	Memphis	66 59
								81	H	Oklahoma	66 62			201	H	Oral Roberts	54 43
														208	A	LSU	70 54
														245	A	Tulsa	66 59
														249	H	Missouri St.	61 48
														302	A	Rice	55 40
LAST 12 Division I GAMES:																	
				201	H	Oral Roberts	54 43	245	A	Tulsa	66 59						
				302	A	Rice	55 40	57	A	South Dakota St.	42 67						
				249	H	Missouri St.	61 48	81	H	Oklahoma	66 62						
				208	A	LSU	70 54	38	H	Tulane	58 74						
								196	A	Memphis	66 59						

Non-Div I Games:

UALR

Average RPI Win:	204	WON-LOST	WINNING	LAST 10	STRENGTH OF	OPP. STRENGTH	TEAM	ADJ.	CONF.	ADJ CONF.
Average RPI Loss:	90	RECORD	PCT. RANK	GAMES	SCHEDULE	OF SCHEDULE	RPI	RPI	RPI	RPI
DIV. I ONLY	4- 7	221	4- 6	39	169	143	143	14	14	
DIV. I NON-CONF.	4- 7	220	4- 7	42	168	144	144	14	14	
TOTALS	RPI 1-25	RPI 26-50	W-L RECORDS	RPI 51-100	RPI 101-150	RPI 150+				
4- 7	0- 2	0- 0	OVERALL	1- 2	0- 1	3- 2				
2- 3	0- 1	0- 0	HOME	1- 1	0- 1	1- 0				
1- 3	0- 1	0- 0	AWAY	0- 1	0- 0	1- 1				
1- 1	0- 0	0- 0	NEUTRAL	0- 0	0- 0	1- 1				
4- 7	0- 2	0- 0	NON-CONFERENCE	1- 2	0- 1	3- 2				
2- 3	0- 1	0- 0	HOME	1- 1	0- 1	1- 0				
1- 3	0- 1	0- 0	AWAY	0- 1	0- 0	1- 1				
1- 1	0- 0	0- 0	NEUTRAL	0- 0	0- 0	1- 1				
0- 0	0- 0	0- 0	CONFERENCE	0- 0	0- 0	0- 0				
0- 0	0- 0	0- 0	HOME	0- 0	0- 0	0- 0				
0- 0	0- 0	0- 0	AWAY	0- 0	0- 0	0- 0				
0- 0	0- 0	0- 0	NEUTRAL	0- 0	0- 0	0- 0				

RPI	S	Opponent	Score	RPI	S	Opponent	Score	RPI	S	Opponent	Score	RPI	S	Opponent	Score	Team's RPI: 143
2	H	UConn	43 102					51	A	Stanford	59 71	132	H	San Francisco	70 73	
10	A	Arizona St.	51 72					58	H	St. Mary's (CA)	55 57	157	N	Southern Utah	76 53	
								68	H	Pacific	60 53	159	A	San Jose St.	75 89	
												216	N	Santa Clara	76 79	
												268	A	Sacramento St.	90 82	
												323	H	Utah Valley	59 49	
LAST 12 Division I GAMES:																
51	A	Stanford	59 71	159	A	San Jose St.	75 89									
10	A	Arizona St.	51 72	157	N	Southern Utah	76 53									
58	H	St. Mary's (CA)	55 57	216	N	Santa Clara	76 79									
268	A	Sacramento St.	90 82	132	H	San Francisco	70 73									
2	H	UConn	43 102	68	H	Pacific	60 53									
				323	H	Utah Valley	59 49									

Non-Div I Games:

UC Davis

■ Loss,
 ■ Non-Conf,
 ■ S Site,
 ■ H Home
 ■ A Away
 N Neutral

Average RPI Win:	337	WON-LOST	WINNING	LAST 10	STRENGTH OF	OPP. STRENGTH	TEAM	ADJ.	CONF.	ADJ CONF.
Average RPI Loss:	146	RECORD	PCT. RANK	GAMES	SCHEDULE	OF SCHEDULE	RPI	RPI	RPI	RPI
DIV. I ONLY	2- 11	317	1- 9	86	345	266	266	14	14	
DIV. I NON-CONF.	2- 11	312	2- 10	88	346	268	268	14	14	
TOTALS	RPI 1-25	RPI 26-50	W-L RECORDS	RPI 51-100	RPI 101-150	RPI 150+				
2- 11	0- 0	0- 1	OVERALL	0- 4	0- 1	2- 5				
0- 4	0- 0	0- 0	HOME	0- 2	0- 1	0- 1				
1- 4	0- 0	0- 1	AWAY	0- 2	0- 0	1- 1				
1- 3	0- 0	0- 0	NEUTRAL	0- 0	0- 0	1- 3				
2- 11	0- 0	0- 1	NON-CONFERENCE	0- 4	0- 1	2- 5				
0- 4	0- 0	0- 0	HOME	0- 2	0- 1	0- 1				
1- 4	0- 0	0- 1	AWAY	0- 2	0- 0	1- 1				
1- 3	0- 0	0- 0	NEUTRAL	0- 0	0- 0	1- 3				
0- 0	0- 0	0- 0	CONFERENCE	0- 0	0- 0	0- 0				
0- 0	0- 0	0- 0	HOME	0- 0	0- 0	0- 0				
0- 0	0- 0	0- 0	AWAY	0- 0	0- 0	0- 0				
0- 0	0- 0	0- 0	NEUTRAL	0- 0	0- 0	0- 0				

RPI 1-25				RPI 26-50				RPI 51-100				RPI 101+				Team's RPI: 266	
RPI	S	Opponent	Score	RPI	S	Opponent	Score	RPI	S	Opponent	Score	RPI	S	Opponent	Score		
				40	A	Purdue	44 69	60	A	South Dakota	52 96	126	H	Pepperdine	53 76		
								67	A	Bakersfield	70 80	159	H	San Jose St.	65 91		
								67	H	Bakersfield	65 68	185	N	Wright St.	42 80		
								97	H	San Diego	64 87	231	N	Bowling Green	54 62		
												241	N	UAB	65 69		
												330	A	Northern Ariz.	35 66		
												333	A	Grand Canyon	54 53		
												340	N	Denver	63 55		
LAST 12 Division I GAMES:																	
				340	N	Denver	63 55	67	H	Bakersfield	65 68						
				185	N	Wright St.	42 80	97	H	San Diego	64 87						
				40	A	Purdue	44 69	67	A	Bakersfield	70 80						
				159	H	San Jose St.	65 91	241	N	UAB	65 69						
				126	H	Pepperdine	53 76	231	N	Bowling Green	54 62						
				333	A	Grand Canyon	54 53	60	A	South Dakota	52 96						

Non-Div I Games:

UC Irvine

■ Loss,
■ Non-Conf,
■ S Site,
■ H Home
■ A Away
N Neutral

UC Riverside

Through Games Of Dec. 28, 2014

Average RPI Win:	204	WON-LOST	WINNING	LAST 10	STRENGTH OF	OPP. STRENGTH	TEAM	ADJ.	CONF.	ADJ CONF.
Average RPI Loss:	46	RECORD	PCT. RANK	GAMES	SCHEDULE	OF SCHEDULE	RPI	RPI	RPI	RPI
DIV. I ONLY	7- 4	108	6- 4	128	59	78	78	14	14	
DIV. I NON-CONF.	7- 4	107	7- 4	134	56	78	78	14	14	
TOTALS	RPI 1-25	RPI 26-50	W-L RECORDS	RPI 51-100	RPI 101-150	RPI 150+				
7- 4	0- 2	0- 0	OVERALL	0- 2	1- 0	6- 0				
4- 1	0- 1	0- 0	HOME	0- 0	1- 0	3- 0				
2- 3	0- 1	0- 0	AWAY	0- 2	0- 0	2- 0				
1- 0	0- 0	0- 0	NEUTRAL	0- 0	0- 0	1- 0				
7- 4	0- 2	0- 0	NON-CONFERENCE	0- 2	1- 0	6- 0				
4- 1	0- 1	0- 0	HOME	0- 0	1- 0	3- 0				
2- 3	0- 1	0- 0	AWAY	0- 2	0- 0	2- 0				
1- 0	0- 0	0- 0	NEUTRAL	0- 0	0- 0	1- 0				
0- 0	0- 0	0- 0	CONFERENCE	0- 0	0- 0	0- 0				
0- 0	0- 0	0- 0	HOME	0- 0	0- 0	0- 0				
0- 0	0- 0	0- 0	AWAY	0- 0	0- 0	0- 0				
0- 0	0- 0	0- 0	NEUTRAL	0- 0	0- 0	0- 0				

RPI 1-25				RPI 26-50				RPI 51-100 Team's RPI: 78				RPI 101+			
RPI	S	Opponent	Score	RPI	S	Opponent	Score	RPI	S	Opponent	Score	RPI	S	Opponent	Score
15	A	Fresno St.	61 73					67	A	Bakersfield	65 66	132	H	San Francisco	66 53
24	H	Washington	71 74					77	A	UCLA	43 57	159	H	San Jose St.	100 80
												173	H	San Diego St.	64 54
												216	H	Santa Clara	80 69
												225	A	New Mexico	70 62
												228	N	Stephen F. Austin	90 62
												294	A	Loyola Marymount	81 55
LAST 12 Division I GAMES:															
173	H	San Diego St.	64 54	77	A	UCLA	43 57								
24	H	Washington	71 74	67	A	Bakersfield	65 66								
294	A	Loyola Marymount	81 55	15	A	Fresno St.	61 73								
159	H	San Jose St.	100 80	225	A	New Mexico	70 62								
216	H	Santa Clara	80 69	228	N	Stephen F. Austin	90 62								
				132	H	San Francisco	66 53								

Non-Div I Games:

UC Riverside

■ Loss,
 ■ Non-Conf, S Site,
 ■ Home
 ■ Away
 N Neutral

Average RPI Win:	0	WON-LOST	WINNING	LAST 10	STRENGTH OF	OPP. STRENGTH	TEAM	ADJ.	CONF.	ADJ CONF.
Average RPI Loss:	165	RECORD	PCT. RANK	GAMES	SCHEDULE	OF SCHEDULE	RPI	RPI	RPI	RPI
DIV. I ONLY	0- 11	338	0- 10	232	211	339	339	14	14	
DIV. I NON-CONF.	0- 11	334	0- 11	233	210	337	337	14	14	
TOTALS	RPI 1-25	RPI 26-50	W-L RECORDS	RPI 51-100	RPI 101-150	RPI 150+				
0- 11	0- 0	0- 0	OVERALL	0- 3	0- 1	0- 7				
0- 6	0- 0	0- 0	HOME	0- 2	0- 1	0- 3				
0- 5	0- 0	0- 0	AWAY	0- 1	0- 0	0- 4				
0- 0	0- 0	0- 0	NEUTRAL	0- 0	0- 0	0- 0				
0- 11	0- 0	0- 0	NON-CONFERENCE	0- 3	0- 1	0- 7				
0- 6	0- 0	0- 0	HOME	0- 2	0- 1	0- 3				
0- 5	0- 0	0- 0	AWAY	0- 1	0- 0	0- 4				
0- 0	0- 0	0- 0	NEUTRAL	0- 0	0- 0	0- 0				
0- 0	0- 0	0- 0	CONFERENCE	0- 0	0- 0	0- 0				
0- 0	0- 0	0- 0	HOME	0- 0	0- 0	0- 0				
0- 0	0- 0	0- 0	AWAY	0- 0	0- 0	0- 0				
0- 0	0- 0	0- 0	NEUTRAL	0- 0	0- 0	0- 0				

RPI 1-25				RPI 26-50				RPI 51-100				RPI 101+				Team's RPI: 339	
RPI	S	Opponent	Score	RPI	S	Opponent	Score	RPI	S	Opponent	Score	RPI	S	Opponent	Score		
								51	A	Stanford	34	90	126	H	Pepperdine	44	66
								54	H	Washington St.	55	81	156	H	Army	39	61
								92	H	Idaho	44	47					
													173	A	San Diego St.	58	64
													179	A	Arizona	34	61
													208	H	LSU	45	78
													216	H	Santa Clara	33	47
													229	A	Nevada	58	71
													330	A	Northern Ariz.	49	67
LAST 12 Division I GAMES:																	
				51	A	Stanford	34	90	54	H	Washington St.	55	81				
				208	H	LSU	45	78	156	H	Army	39	61				
				126	H	Pepperdine	44	66	179	A	Arizona	34	61				
				173	A	San Diego St.	58	64	330	A	Northern Ariz.	49	67				
				229	A	Nevada	58	71	216	H	Santa Clara	33	47				
									92	H	Idaho	44	47				

Non-Div I Games:

UC Santa Barbara

■ Loss,
■ Non-Conf,
■ S Site,
■ H Home
■ A Away
N Neutral

Average RPI Win:	242	WON-LOST	WINNING	LAST 10	STRENGTH OF	OPP. STRENGTH	TEAM	ADJ.	CONF.	ADJ CONF.
Average RPI Loss:	115	RECORD	PCT. RANK	GAMES	SCHEDULE	OF SCHEDULE	RPI	RPI	RPI	RPI
DIV. I ONLY	5- 7	201	3- 7	154	212	198	198	9	9	
DIV. I NON-CONF.	4- 7	220	4- 7	148	190	232	232	9	9	
TOTALS	RPI 1-25	RPI 26-50	W-L RECORDS	RPI 51-100	RPI 101-150	RPI 150+				
5- 7	0- 1	0- 2	OVERALL	0- 1	0- 0	5- 3				
4- 2	0- 0	0- 1	HOME	0- 1	0- 0	4- 0				
1- 5	0- 1	0- 1	AWAY	0- 0	0- 0	1- 3				
0- 0	0- 0	0- 0	NEUTRAL	0- 0	0- 0	0- 0				
4- 7	0- 1	0- 2	NON-CONFERENCE	0- 1	0- 0	4- 3				
4- 2	0- 0	0- 1	HOME	0- 1	0- 0	4- 0				
0- 5	0- 1	0- 1	AWAY	0- 0	0- 0	0- 3				
0- 0	0- 0	0- 0	NEUTRAL	0- 0	0- 0	0- 0				
1- 0	0- 0	0- 0	CONFERENCE	0- 0	0- 0	1- 0				
0- 0	0- 0	0- 0	HOME	0- 0	0- 0	0- 0				
1- 0	0- 0	0- 0	AWAY	0- 0	0- 0	1- 0				
0- 0	0- 0	0- 0	NEUTRAL	0- 0	0- 0	0- 0				

RPI 1-25				RPI 26-50				RPI 51-100				RPI 101+ Team's RPI: 198			
RPI	S	Opponent	Score	RPI	S	Opponent	Score	RPI	S	Opponent	Score	RPI	S	Opponent	Score
25	A	Middle Tenn.	57 79	31	A	St. John's (NY)	48 62	70	H	Akron	64 73	151	A	Iona	67 75
				45	H	Stetson	49 67					162	A	Massachusetts	62 67
												165	H	North Florida	60 56
												218	H	Fla. Atlantic	94 74
												230	H	Oakland	98 65
												259	A	Houston	64 50
												322	A	FIU	57 66
												337	H	Jacksonville	71 59
LAST 12 Division I GAMES:															
259	A	Houston	64 50	322	A	FIU	57 66								
25	A	Middle Tenn.	57 79	165	H	North Florida	60 56								
70	H	Akron	64 73	162	A	Massachusetts	62 67								
151	A	Iona	67 75	337	H	Jacksonville	71 59								
31	A	St. John's (NY)	48 62	45	H	Stetson	49 67								
218	H	Fla. Atlantic	94 74	230	H	Oakland	98 65								

Non-Div I Games:

UCF

■ Loss,
■ Non-Conf,
S Site,
■ Home
■ Away
N Neutral

Average RPI Win:	212	WON-LOST	WINNING	LAST 10	STRENGTH OF	OPP. STRENGTH	TEAM	ADJ.	CONF.	ADJ CONF.
Average RPI Loss:	26	RECORD	PCT. RANK	GAMES	SCHEDULE	OF SCHEDULE	RPI	RPI	RPI	RPI
DIV. I ONLY	4- 7	221	1- 1	2	52	77	77	4	4	
DIV. I NON-CONF.	4- 7	220	1- 1	2	50	77	77	4	4	
TOTALS	RPI 1-25	RPI 26-50	W-L RECORDS	RPI 51-100	RPI 101-150	RPI 150+				
4- 7	0- 6	0- 0	OVERALL	1- 0	0- 1	3- 0				
3- 3	0- 3	0- 0	HOME	1- 0	0- 0	2- 0				
0- 2	0- 2	0- 0	AWAY	0- 0	0- 0	0- 0				
1- 2	0- 1	0- 0	NEUTRAL	0- 0	0- 1	1- 0				
4- 7	0- 6	0- 0	NON-CONFERENCE	1- 0	0- 1	3- 0				
3- 3	0- 3	0- 0	HOME	1- 0	0- 0	2- 0				
0- 2	0- 2	0- 0	AWAY	0- 0	0- 0	0- 0				
1- 2	0- 1	0- 0	NEUTRAL	0- 0	0- 1	1- 0				
0- 0	0- 0	0- 0	CONFERENCE	0- 0	0- 0	0- 0				
0- 0	0- 0	0- 0	HOME	0- 0	0- 0	0- 0				
0- 0	0- 0	0- 0	AWAY	0- 0	0- 0	0- 0				
0- 0	0- 0	0- 0	NEUTRAL	0- 0	0- 0	0- 0				

RPI 1-25				RPI 26-50				RPI 51-100				RPI 101+			
RPI	S	Opponent	Score	RPI	S	Opponent	Score	RPI	S	Opponent	Score	RPI	S	Opponent	Score
1	H	Notre Dame	67 82					78	H	UC Riverside	57 43	134	N	Miami (FL)	67 74
2	N	UConn	50 86									217	N	Samford	71 52
6	H	Nebraska	66 71									268	H	Sacramento St.	92 83
8	A	James Madison	87 91									283	H	Cincinnati	66 58
13	A	North Carolina	68 84												
20	H	Texas	65 75												
LAST 12 Division I GAMES:															
217	N	Samford	71 52	268	H	Sacramento St.	92 83								
8	A	James Madison	87 91	78	H	UC Riverside	57 43								
1	H	Notre Dame	67 82	283	H	Cincinnati	66 58								
2	N	UConn	50 86	6	H	Nebraska	66 71								
134	N	Miami (FL)	67 74	20	H	Texas	65 75								
				13	A	North Carolina	68 84								

Non-Div I Games:

UCLA

U
C
o
n
n

U
C
o
n
n

UConn

Average RPI Win:	308	WON-LOST	WINNING	LAST 10	STRENGTH OF	OPP. STRENGTH	TEAM	ADJ.	CONF.	ADJ CONF.
Average RPI Loss:	174	RECORD	PCT. RANK	GAMES	SCHEDULE	OF SCHEDULE	RPI	RPI	RPI	RPI
DIV. I ONLY	4- 5	187	4- 5	347	160	313	313	24	24	
DIV. I NON-CONF.	4- 5	183	4- 5	347	160	314	314	24	24	
TOTALS	RPI 1-25	RPI 26-50	W-L RECORDS	RPI 51-100	RPI 101-150	RPI 150+				
4- 5	0- 0	0- 0	OVERALL	0- 2	0- 0	4- 3				
2- 2	0- 0	0- 0	HOME	0- 0	0- 0	2- 2				
2- 3	0- 0	0- 0	AWAY	0- 2	0- 0	2- 1				
0- 0	0- 0	0- 0	NEUTRAL	0- 0	0- 0	0- 0				
4- 5	0- 0	0- 0	NON-CONFERENCE	0- 2	0- 0	4- 3				
2- 2	0- 0	0- 0	HOME	0- 0	0- 0	2- 2				
2- 3	0- 0	0- 0	AWAY	0- 2	0- 0	2- 1				
0- 0	0- 0	0- 0	NEUTRAL	0- 0	0- 0	0- 0				
0- 0	0- 0	0- 0	CONFERENCE	0- 0	0- 0	0- 0				
0- 0	0- 0	0- 0	HOME	0- 0	0- 0	0- 0				
0- 0	0- 0	0- 0	AWAY	0- 0	0- 0	0- 0				
0- 0	0- 0	0- 0	NEUTRAL	0- 0	0- 0	0- 0				

RPI 1-25				RPI 26-50				RPI 51-100				RPI 101+				Team's RPI: 313	
RPI	S	Opponent	Score	RPI	S	Opponent	Score	RPI	S	Opponent	Score	RPI	S	Opponent	Score		
								85	A	American	51	77	193	H	Robert Morris	60	84
								95	A	Bucknell	41	85	222	H	Towson	54	59
													277	A	Rider	55	67
													291	A	Columbia	76	66
													295	H	Coppin St.	78	65
													320	H	Loyola Maryland	81	58
													326	A	UMES	87	78
LAST 12 Division I GAMES:																	
				95	A	Bucknell	41	85	326	A	UMES	87	78				
				291	A	Columbia	76	66	277	A	Rider	55	67				
				85	A	American	51	77	320	H	Loyola Maryland	81	58				
				222	H	Towson	54	59									
				193	H	Robert Morris	60	84									
				295	H	Coppin St.	78	65									

Non-Div I Games: Eastern 93 68

UMBC

■ Loss,
 ■ Non-Conf,
 ■ S Site,
 ■ H Home
 ■ A Away
 N Neutral

Average RPI Win:	296	WON-LOST	WINNING	LAST 10	STRENGTH OF	OPP. STRENGTH	TEAM	ADJ.	CONF.	ADJ CONF.
Average RPI Loss:	179	RECORD	PCT. RANK	GAMES	SCHEDULE	OF SCHEDULE	RPI	RPI	RPI	RPI
DIV. I ONLY	3- 7	253	3- 6	293	315	326	326	33	33	
DIV. I NON-CONF.	1- 7	316	1- 7	287	294	341	341	31	31	
TOTALS	RPI 1-25	RPI 26-50	W-L RECORDS	RPI 51-100	RPI 101-150	RPI 150+				
3- 7	0- 0	0- 0	OVERALL	0- 1	0- 2	3- 4				
3- 3	0- 0	0- 0	HOME	0- 1	0- 1	3- 1				
0- 4	0- 0	0- 0	AWAY	0- 0	0- 1	0- 3				
0- 0	0- 0	0- 0	NEUTRAL	0- 0	0- 0	0- 0				
1- 7	0- 0	0- 0	NON-CONFERENCE	0- 1	0- 2	1- 4				
1- 3	0- 0	0- 0	HOME	0- 1	0- 1	1- 1				
0- 4	0- 0	0- 0	AWAY	0- 0	0- 1	0- 3				
0- 0	0- 0	0- 0	NEUTRAL	0- 0	0- 0	0- 0				
2- 0	0- 0	0- 0	CONFERENCE	0- 0	0- 0	2- 0				
2- 0	0- 0	0- 0	HOME	0- 0	0- 0	2- 0				
0- 0	0- 0	0- 0	AWAY	0- 0	0- 0	0- 0				
0- 0	0- 0	0- 0	NEUTRAL	0- 0	0- 0	0- 0				

RPI 1-25				RPI 26-50				RPI 51-100				RPI 101+				Team's RPI: 326	
RPI	S	Opponent	Score	RPI	S	Opponent	Score	RPI	S	Opponent	Score	RPI	S	Opponent	Score		
								85	H	American	52	64	103	A	Marshall	57	74
												124	H	VCU	50	72	
												169	A	USC Upstate	38	60	
												187	A	Virginia Tech	41	63	
												219	H	N.C. A&T	58	43	
												274	A	Georgetown	75	88	
												313	H	UMBC	78	87	
												327	H	N.C. Central	71	61	
												341	H	Mt. St. Mary's	58	43	
LAST 12 Division I GAMES:																	
341	H	Mt. St. Mary's	58	43	313	H	UMBC	78	87								
103	A	Marshall	57	74	85	H	American	52	64								
124	H	VCU	50	72	169	A	USC Upstate	38	60								
187	A	Virginia Tech	41	63	219	H	N.C. A&T	58	43								
274	A	Georgetown	75	88	327	H	N.C. Central	71	61								

Non-Div I Games: Cheyney 63 38

UMES

Average RPI Win:	301	WON-LOST	WINNING	LAST 10	STRENGTH OF	OPP. STRENGTH	TEAM	ADJ.	CONF.	ADJ CONF.
Average RPI Loss:	237	RECORD	PCT. RANK	GAMES	SCHEDULE	OF SCHEDULE	RPI	RPI	RPI	RPI
DIV. I ONLY	2- 8	292	1- 7	342	333	347	347	32	32	
DIV. I NON-CONF.	2- 8	290	2- 8	343	331	346	346	33	33	
TOTALS	RPI 1-25	RPI 26-50	W-L RECORDS	RPI 51-100	RPI 101-150	RPI 150+				
2- 8	0- 0	0- 0	OVERALL	0- 1	0- 1	2- 6				
1- 5	0- 0	0- 0	HOME	0- 0	0- 1	1- 4				
1- 3	0- 0	0- 0	AWAY	0- 1	0- 0	1- 2				
0- 0	0- 0	0- 0	NEUTRAL	0- 0	0- 0	0- 0				
2- 8	0- 0	0- 0	NON-CONFERENCE	0- 1	0- 1	2- 6				
1- 5	0- 0	0- 0	HOME	0- 0	0- 1	1- 4				
1- 3	0- 0	0- 0	AWAY	0- 1	0- 0	1- 2				
0- 0	0- 0	0- 0	NEUTRAL	0- 0	0- 0	0- 0				
0- 0	0- 0	0- 0	CONFERENCE	0- 0	0- 0	0- 0				
0- 0	0- 0	0- 0	HOME	0- 0	0- 0	0- 0				
0- 0	0- 0	0- 0	AWAY	0- 0	0- 0	0- 0				
0- 0	0- 0	0- 0	NEUTRAL	0- 0	0- 0	0- 0				

RPI 1-25				RPI 26-50				RPI 51-100				RPI 101+ Team's RPI: 347					
RPI	S	Opponent	Score	RPI	S	Opponent	Score	RPI	S	Opponent	Score	RPI	S	Opponent	Score		
								63	A	Kansas St.	36	65	115	H	Abilene Christian	55	80
													233	A	Western Ill.	48	71
													256	H	Southeast Mo. St.	50	65
													258	H	SIUE	58	74
													286	H	Mississippi Val.	62	46
													288	H	Milwaukee	60	72
													316	A	Eastern Ill.	69	53
													340	A	Denver	66	74
													346	H	North Texas	47	65
LAST 12 Division I GAMES:																	
				258	H	SIUE	58	74					346	H	North Texas	47	65
				233	A	Western Ill.	48	71					256	H	Southeast Mo. St.	50	65
				63	A	Kansas St.	36	65					340	A	Denver	66	74
				316	A	Eastern Ill.	69	53					288	H	Milwaukee	60	72
													115	H	Abilene Christian	55	80
													286	H	Mississippi Val.	62	46

Non-Div I Games: Rockhurst 60 65 William Jewell 51 59

UMKC

Loss, Non-Conf, S Site, H Home A Away N Neutral

Average RPI Win:	217	WON-LOST	WINNING	LAST 10	STRENGTH OF	OPP. STRENGTH	TEAM	ADJ.	CONF.	ADJ CONF.
Average RPI Loss:	119	RECORD	PCT. RANK	GAMES	SCHEDULE	OF SCHEDULE	RPI	RPI	RPI	RPI
DIV. I ONLY	4- 6	205	4- 5	164	53	189	189	24	24	
DIV. I NON-CONF.	4- 6	200	4- 6	166	51	193	193	24	24	
TOTALS	RPI 1-25	RPI 26-50	W-L RECORDS	RPI 51-100	RPI 101-150	RPI 150+				
4- 6	0- 2	0- 0	OVERALL	0- 0	2- 2	2- 2				
3- 2	0- 0	0- 0	HOME	0- 0	2- 2	1- 0				
1- 4	0- 1	0- 0	AWAY	0- 0	0- 0	1- 2				
0- 0	0- 0	0- 0	NEUTRAL	0- 0	0- 0	0- 0				
4- 6	0- 2	0- 0	NON-CONFERENCE	0- 0	2- 2	2- 2				
3- 2	0- 0	0- 0	HOME	0- 0	2- 2	1- 0				
1- 4	0- 2	0- 0	AWAY	0- 0	0- 0	1- 2				
0- 0	0- 0	0- 0	NEUTRAL	0- 0	0- 0	0- 0				
0- 0	0- 0	0- 0	CONFERENCE	0- 0	0- 0	0- 0				
0- 0	0- 0	0- 0	HOME	0- 0	0- 0	0- 0				
0- 0	0- 0	0- 0	AWAY	0- 0	0- 0	0- 0				
0- 0	0- 0	0- 0	NEUTRAL	0- 0	0- 0	0- 0				

RPI 1-25				RPI 26-50			RPI 51-100			RPI 101+			Team's RPI: 189
RPI	S	Opponent	Score	RPI	S	Opponent	Score	RPI	S	Opponent	Score		
1	A	Notre Dame	51 105							121	H	Rhode Island	66 75
7	A	Duke	48 95							142	H	Central Conn. St.	58 81
										145	H	Yale	80 72
										150	H	Bryant	86 85
										194	A	Providence	54 66
										247	A	Holy Cross	63 78
										280	H	Fairleigh Dickinson	78 67
										291	A	Columbia	69 59
LAST 12 Division I GAMES:													
247	A	Holy Cross	63 78	145	H	Yale	80 72						
7	A	Duke	48 95	194	A	Providence	54 66						
150	H	Bryant	86 85	291	A	Columbia	69 59						
1	A	Notre Dame	51 105	280	H	Fairleigh Dickinson	78 67						
				142	H	Central Conn. St.	58 81						
				121	H	Rhode Island	66 75						

Non-Div I Games: Mount Ida 93 41

UMass Lowell

■ Loss,
 ■ Non-Conf, S Site,
 ■ Home
 ■ Away
 N Neutral

UNC Asheville

Through Games Of Dec. 28, 2014

Average RPI Win:	339	WON-LOST	WINNING	LAST 10	STRENGTH OF	OPP. STRENGTH	TEAM	ADJ.	CONF.	ADJ CONF.
Average RPI Loss:	196	RECORD	PCT. RANK	GAMES	SCHEDULE	OF SCHEDULE	RPI	RPI	RPI	RPI
DIV. I ONLY	2- 8	292	2- 7	331	310	343	343	30	30	
DIV. I NON-CONF.	0- 8	334	0- 8	276	287	344	344	30	30	
TOTALS	RPI 1-25	RPI 26-50	W-L RECORDS	RPI 51-100	RPI 101-150	RPI 150+				
2- 8	0- 0	0- 1	OVERALL	0- 1	0- 1	2- 5				
1- 3	0- 0	0- 0	HOME	0- 0	0- 1	1- 2				
1- 5	0- 0	0- 1	AWAY	0- 1	0- 0	1- 3				
0- 0	0- 0	0- 0	NEUTRAL	0- 0	0- 0	0- 0				
0- 8	0- 0	0- 1	NON-CONFERENCE	0- 1	0- 1	0- 5				
0- 3	0- 0	0- 0	HOME	0- 0	0- 1	0- 2				
0- 5	0- 0	0- 1	AWAY	0- 1	0- 0	0- 3				
0- 0	0- 0	0- 0	NEUTRAL	0- 0	0- 0	0- 0				
2- 0	0- 0	0- 0	CONFERENCE	0- 0	0- 0	2- 0				
1- 0	0- 0	0- 0	HOME	0- 0	0- 0	1- 0				
1- 0	0- 0	0- 0	AWAY	0- 0	0- 0	1- 0				
0- 0	0- 0	0- 0	NEUTRAL	0- 0	0- 0	0- 0				

RPI S	Opponent	Score	RPI S	Opponent	Score	RPI S	Opponent	Score	RPI S	Opponent	Score	Team's RPI: 343
			32 A	South Fla.	53 97	71 A	Furman	71 81	139 H	East Tenn. St.	68 81	
									169 A	USC Upstate	60 67	
									219 A	N.C. A&T	46 63	
									272 H	Western Caro.	66 79	
									327 A	N.C. Central	52 55	
									329 A	Longwood	60 44	
									342 H	Wofford	52 70	
									349 H	Charleston So.	56 47	
LAST 12 Division I GAMES:												
169 A	USC Upstate	60 67	349 H	Charleston So.	56 47							
272 H	Western Caro.	66 79	327 A	N.C. Central	52 55							
329 A	Longwood	60 44	32 A	South Fla.	53 97							
71 A	Furman	71 81	219 A	N.C. A&T	46 63							
342 H	Wofford	52 70	139 H	East Tenn. St.	68 81							

Non-Div I Games: Barton 71 48

UNC Asheville

■ Loss,
 ■ Non-Conf, S Site,
 ■ Home
 ■ Away
 N Neutral

UNC Greensboro

Through Games Of Dec. 28, 2014

Average RPI Win:	292	WON-LOST	WINNING	LAST 10	STRENGTH OF	OPP. STRENGTH	TEAM	ADJ.	CONF.	ADJ CONF.
Average RPI Loss:	166	RECORD	PCT. RANK	GAMES	SCHEDULE	OF SCHEDULE	RPI	RPI	RPI	RPI
DIV. I ONLY	4- 8	238	3- 6	247	300	262	262	17	17	
DIV. I NON-CONF.	4- 8	238	4- 7	248	302	264	264	18	18	
TOTALS	RPI 1-25	RPI 26-50	W-L RECORDS	RPI 51-100	RPI 101-150	RPI 150+				
4- 8	0- 0	0- 0	OVERALL	0- 2	0- 2	4- 4				
2- 1	0- 0	0- 0	HOME	0- 0	0- 0	2- 1				
2- 5	0- 0	0- 0	AWAY	0- 2	0- 2	2- 1				
0- 2	0- 0	0- 0	NEUTRAL	0- 0	0- 0	0- 2				
4- 8	0- 0	0- 0	NON-CONFERENCE	0- 2	0- 2	4- 4				
2- 1	0- 0	0- 0	HOME	0- 0	0- 0	2- 1				
2- 5	0- 0	0- 0	AWAY	0- 2	0- 2	2- 1				
0- 2	0- 0	0- 0	NEUTRAL	0- 0	0- 0	0- 2				
0- 0	0- 0	0- 0	CONFERENCE	0- 0	0- 0	0- 0				
0- 0	0- 0	0- 0	HOME	0- 0	0- 0	0- 0				
0- 0	0- 0	0- 0	AWAY	0- 0	0- 0	0- 0				
0- 0	0- 0	0- 0	NEUTRAL	0- 0	0- 0	0- 0				

RPI 1-25			RPI 26-50			RPI 51-100			RPI 101+			Team's RPI: 262
RPI	S	Opponent	Score	RPI	S	Opponent	Score	RPI	S	Opponent	Score	
						91 A St. Bonaventure	60 78	124 A VCU		73 80		
						96 A Clemson	51 80	147 A High Point		67 78		
								169 H USC Upstate		60 69		
								202 N Northern Ky.		58 66		
								208 N LSU		61 82		
								238 A Col. of Charleston		70 68		
								279 H South Carolina St.		70 50		
								287 A Navy		64 71		
								321 H Gardner-Webb		76 60		
								329 A Longwood		70 64		
LAST 12 Division I GAMES:												
						91 A St. Bonaventure	60 78	208 N LSU		61 82		
						124 A VCU	73 80	287 A Navy		64 71		
						279 H South Carolina St.	70 50	329 A Longwood		70 64		
						147 A High Point	67 78	169 H USC Upstate		60 69		
						321 H Gardner-Webb	76 60	238 A Col. of Charleston		70 68		
						202 N Northern Ky.	58 66	96 A Clemson		51 80		

Non-Div I Games: Livingstone 81 77

UNC Greensboro

 Loss,
 Non-Conf,
 S Site,
 H Home
 A Away
 N Neutral

[illegible]

UNCW

Page 313

Average RPI Win:	254	WON-LOST	WINNING	LAST 10	STRENGTH OF	OPP. STRENGTH	TEAM	ADJ.	CONF.	ADJ CONF.
Average RPI Loss:	57	RECORD	PCT. RANK	GAMES	SCHEDULE	OF SCHEDULE	RPI	RPI	RPI	RPI
DIV. I ONLY	4- 6	205	4- 6	14	261	102	102	16	16	
DIV. I NON-CONF.	4- 6	200	4- 6	16	260	104	104	16	16	
TOTALS	RPI 1-25	RPI 26-50	W-L RECORDS	RPI 51-100	RPI 101-150	RPI 150+				
4- 6	0- 1	0- 2	OVERALL	0- 2	1- 1	3- 0				
3- 1	0- 0	0- 1	HOME	0- 0	1- 0	2- 0				
1- 4	0- 1	0- 0	AWAY	0- 2	0- 1	1- 0				
0- 1	0- 0	0- 1	NEUTRAL	0- 0	0- 0	0- 0				
4- 6	0- 1	0- 2	NON-CONFERENCE	0- 2	1- 1	3- 0				
3- 1	0- 0	0- 1	HOME	0- 0	1- 0	2- 0				
1- 4	0- 1	0- 0	AWAY	0- 2	0- 1	1- 0				
0- 1	0- 0	0- 1	NEUTRAL	0- 0	0- 0	0- 0				
0- 0	0- 0	0- 0	CONFERENCE	0- 0	0- 0	0- 0				
0- 0	0- 0	0- 0	HOME	0- 0	0- 0	0- 0				
0- 0	0- 0	0- 0	AWAY	0- 0	0- 0	0- 0				
0- 0	0- 0	0- 0	NEUTRAL	0- 0	0- 0	0- 0				

RPI 1-25				RPI 26-50				RPI 51-100				RPI 101+ Team's RPI: 102			
RPI	S	Opponent	Score	RPI	S	Opponent	Score	RPI	S	Opponent	Score	RPI	S	Opponent	Score
14	A	Iowa	45 73	38	N	Tulane	48 71	60	A	South Dakota	77 85	110	A	Hofstra	58 61
				50	H	Creighton	56 58	70	A	Akron	73 82	141	H	Dartmouth	62 46
												245	A	Tulsa	69 66
												311	H	North Dakota St.	56 41
												319	H	Northern Ill.	51 42
LAST 12 Division I GAMES:															
				38	N	Tulane	48 71	319	H	Northern Ill.	51 42				
				110	A	Hofstra	58 61	141	H	Dartmouth	62 46				
				14	A	Iowa	45 73	311	H	North Dakota St.	56 41				
				70	A	Akron	73 82	50	H	Creighton	56 58				
				245	A	Tulsa	69 66	60	A	South Dakota	77 85				

Non-Div I Games:

UNI

Average RPI Win:	327	WON-LOST	WINNING	LAST 10	STRENGTH OF	OPP. STRENGTH	TEAM	ADJ.	CONF.	ADJ CONF.
Average RPI Loss:	108	RECORD	PCT. RANK	GAMES	SCHEDULE	OF SCHEDULE	RPI	RPI	RPI	RPI
DIV. I ONLY	3- 8	264	2- 8	149	270	270	270	19	19	
DIV. I NON-CONF.	3- 8	264	3- 8	153	270	272	272	20	20	
TOTALS	RPI 1-25	RPI 26-50	W-L RECORDS	RPI 51-100	RPI 101-150	RPI 150+				
3- 8	0- 0	0- 1	OVERALL	0- 4	0- 1	3- 2				
3- 2	0- 0	0- 1	HOME	0- 1	0- 0	3- 0				
0- 5	0- 0	0- 0	AWAY	0- 2	0- 1	0- 2				
0- 1	0- 0	0- 0	NEUTRAL	0- 1	0- 0	0- 0				
3- 8	0- 0	0- 1	NON-CONFERENCE	0- 4	0- 1	3- 2				
3- 2	0- 0	0- 1	HOME	0- 1	0- 0	3- 0				
0- 5	0- 0	0- 0	AWAY	0- 2	0- 1	0- 2				
0- 1	0- 0	0- 0	NEUTRAL	0- 1	0- 0	0- 0				
0- 0	0- 0	0- 0	CONFERENCE	0- 0	0- 0	0- 0				
0- 0	0- 0	0- 0	HOME	0- 0	0- 0	0- 0				
0- 0	0- 0	0- 0	AWAY	0- 0	0- 0	0- 0				
0- 0	0- 0	0- 0	NEUTRAL	0- 0	0- 0	0- 0				

RPI 1-25				RPI 26-50				RPI 51-100				RPI 101+				Team's RPI: 270	
RPI	S	Opponent	Score	RPI	S	Opponent	Score	RPI	S	Opponent	Score	RPI	S	Opponent	Score		
				29	H	Northwestern	84 88	57	H	South Dakota St.	59 65	140	A	Hawaii	70 79		
								67	A	Bakersfield	71 74	157	A	Southern Utah	84 93		
								93	N	Missouri	60 79	221	A	Utah	49 62		
								98	A	BYU	61 76	294	H	Loyola Marymount	91 76		
												338	H	A&M-Corpus Christi	77 65		
												348	H	Delaware St.	91 78		
LAST 12 Division I GAMES:																	
				67	A	Bakersfield	71 74	29	H	Northwestern	84 88						
				140	A	Hawaii	70 79	157	A	Southern Utah	84 93						
				93	N	Missouri	60 79	221	A	Utah	49 62						
				294	H	Loyola Marymount	91 76	98	A	BYU	61 76						
				338	H	A&M-Corpus Christi	77 65	57	H	South Dakota St.	59 65						
								348	H	Delaware St.	91 78						

Non-Div I Games:

UNLV

Average RPI Win:	271	WON-LOST	WINNING	LAST 10	STRENGTH OF	OPP. STRENGTH	TEAM	ADJ.	CONF.	ADJ CONF.
Average RPI Loss:	165	RECORD	PCT. RANK	GAMES	SCHEDULE	OF SCHEDULE	RPI	RPI	RPI	RPI
DIV. I ONLY	5- 5	153	5- 3	183	319	169	169	12	12	
DIV. I NON-CONF.	5- 5	152	5- 5	186	320	170	170	12	12	
TOTALS	RPI 1-25	RPI 26-50	W-L RECORDS	RPI 51-100	RPI 101-150	RPI 150+				
5- 5	0- 1	0- 0	OVERALL	0- 1	0- 0	5- 3				
4- 0	0- 0	0- 0	HOME	0- 0	0- 0	4- 0				
1- 5	0- 1	0- 0	AWAY	0- 1	0- 0	1- 3				
0- 0	0- 0	0- 0	NEUTRAL	0- 0	0- 0	0- 0				
5- 5	0- 1	0- 0	NON-CONFERENCE	0- 1	0- 0	5- 3				
4- 0	0- 0	0- 0	HOME	0- 0	0- 0	4- 0				
1- 5	0- 1	0- 0	AWAY	0- 1	0- 0	1- 3				
0- 0	0- 0	0- 0	NEUTRAL	0- 0	0- 0	0- 0				
0- 0	0- 0	0- 0	CONFERENCE	0- 0	0- 0	0- 0				
0- 0	0- 0	0- 0	HOME	0- 0	0- 0	0- 0				
0- 0	0- 0	0- 0	AWAY	0- 0	0- 0	0- 0				
0- 0	0- 0	0- 0	NEUTRAL	0- 0	0- 0	0- 0				

RPI 1-25			RPI 26-50			RPI 51-100			RPI 101+			Team's RPI: 169
RPI	S	Opponent	Score	RPI	S	Opponent	Score	RPI	S	Opponent	Score	
14	A	Iowa	56 107					89	A	Iowa St.	76 98	
								170	H	Morehead St.	75 69	
								172	A	Alabama	65 74	
								253	H	IPFW	85 73	
								262	A	UNC Greensboro	69 60	
								272	A	Western Caro.	59 63	
								279	A	South Carolina St.	50 60	
								326	H	UMES	60 38	
								343	H	UNC Asheville	67 60	
LAST 12 Division I GAMES:												
343	H	UNC Asheville	67 60	326	H	UMES	60 38	272	A	Western Caro.	59 63	
170	H	Morehead St.	75 69	172	A	Alabama	65 74	279	A	South Carolina St.	50 60	
89	A	Iowa St.	76 98	253	H	IPFW	85 73	262	A	UNC Greensboro	69 60	
14	A	Iowa	56 107									

Non-Div I Games: Converse 78 50 Brevard 72 44

USC Upstate

Loss, Non-Conf, S Site, H Home A Away N Neutral

Average RPI Win:	290	WON-LOST	WINNING	LAST 10	STRENGTH OF	OPP. STRENGTH	TEAM	ADJ.	CONF.	ADJ CONF.
Average RPI Loss:	103	RECORD	PCT. RANK	GAMES	SCHEDULE	OF SCHEDULE	RPI	RPI	RPI	RPI
DIV. I ONLY	4- 8	238	4- 6	151	180	209	209	26	26	
DIV. I NON-CONF.	4- 8	238	4- 8	155	176	209	209	26	26	
TOTALS	RPI 1-25	RPI 26-50	W-L RECORDS	RPI 51-100	RPI 101-150	RPI 150+				
4- 8	0- 2	0- 0	OVERALL	0- 2	0- 2	4- 2				
2- 2	0- 0	0- 0	HOME	0- 1	0- 1	2- 0				
2- 4	0- 1	0- 0	AWAY	0- 1	0- 0	2- 2				
0- 2	0- 1	0- 0	NEUTRAL	0- 0	0- 1	0- 0				
4- 8	0- 2	0- 0	NON-CONFERENCE	0- 2	0- 2	4- 2				
2- 2	0- 0	0- 0	HOME	0- 1	0- 1	2- 0				
2- 4	0- 1	0- 0	AWAY	0- 1	0- 0	2- 2				
0- 2	0- 1	0- 0	NEUTRAL	0- 0	0- 1	0- 0				
0- 0	0- 0	0- 0	CONFERENCE	0- 0	0- 0	0- 0				
0- 0	0- 0	0- 0	HOME	0- 0	0- 0	0- 0				
0- 0	0- 0	0- 0	AWAY	0- 0	0- 0	0- 0				
0- 0	0- 0	0- 0	NEUTRAL	0- 0	0- 0	0- 0				

RPI 1-25				RPI 26-50				RPI 51-100				RPI 101+ Team's RPI: 209			
RPI	S	Opponent	Score	RPI	S	Opponent	Score	RPI	S	Opponent	Score	RPI	S	Opponent	Score
5	N	Dayton	47 78					72	H	Chattanooga	54 65	125	H	Southern Ill.	78 87
16	A	Louisville	43 77					93	A	Missouri	65 74	126	N	Pepperdine	58 59
												172	A	Alabama	55 68
												217	A	Samford	75 79
												265	H	Evansville	84 74
												283	H	Cincinnati	62 61
												293	A	Miami (OH)	90 57
												318	A	Illinois St.	79 46
LAST 12 Division I GAMES:															
93	A	Missouri	65 74	172	A	Alabama	55 68								
293	A	Miami (OH)	90 57	265	H	Evansville	84 74								
72	H	Chattanooga	54 65	217	A	Samford	75 79								
318	A	Illinois St.	79 46	126	N	Pepperdine	58 59								
16	A	Louisville	43 77	5	N	Dayton	47 78								
125	H	Southern Ill.	78 87	283	H	Cincinnati	62 61								

Non-Div I Games:

UT Martin

■ Loss,
 ■ Non-Conf,
 ■ S Site,
 ■ H Home
 ■ A Away
 N Neutral

Average RPI Win:	292	WON-LOST	WINNING	LAST 10	STRENGTH OF	OPP. STRENGTH	TEAM	ADJ.	CONF.	ADJ CONF.
Average RPI Loss:	171	RECORD	PCT. RANK	GAMES	SCHEDULE	OF SCHEDULE	RPI	RPI	RPI	RPI
DIV. I ONLY	4- 4	153	4- 4	333	214	304	304	22	22	
DIV. I NON-CONF.	4- 4	152	4- 4	335	213	307	307	23	23	
TOTALS	RPI 1-25	RPI 26-50	W-L RECORDS	RPI 51-100	RPI 101-150	RPI 150+				
4- 4	0- 0	0- 0	OVERALL	0- 1	0- 0	4- 3				
4- 1	0- 0	0- 0	HOME	0- 0	0- 0	4- 1				
0- 2	0- 0	0- 0	AWAY	0- 0	0- 0	0- 2				
0- 1	0- 0	0- 0	NEUTRAL	0- 1	0- 0	0- 0				
4- 4	0- 0	0- 0	NON-CONFERENCE	0- 1	0- 0	4- 3				
4- 1	0- 0	0- 0	HOME	0- 0	0- 0	4- 1				
0- 2	0- 0	0- 0	AWAY	0- 0	0- 0	0- 2				
0- 1	0- 0	0- 0	NEUTRAL	0- 1	0- 0	0- 0				
0- 0	0- 0	0- 0	CONFERENCE	0- 0	0- 0	0- 0				
0- 0	0- 0	0- 0	HOME	0- 0	0- 0	0- 0				
0- 0	0- 0	0- 0	AWAY	0- 0	0- 0	0- 0				
0- 0	0- 0	0- 0	NEUTRAL	0- 0	0- 0	0- 0				

RPI 1-25			RPI 26-50			RPI 51-100			RPI 101+			Team's RPI: 304
RPI	S	Opponent	Score	RPI	S	Opponent	Score	RPI	S	Opponent	Score	
						63 N Kansas St.	43 72	167 A SMU			59 63	
								207 H Prairie View			86 48	
								225 A New Mexico			57 72	
								227 H Houston Baptist			77 87	
								307 H New Mexico St.			78 73	
								325 H Alcorn			63 53	
								330 H Northern Ariz.			82 58	
LAST 12 Division I GAMES:												
325	H	Alcorn	63 53	63	N	Kansas St.	43 72					
207	H	Prairie View	86 48	330	H	Northern Ariz.	82 58					
225	A	New Mexico	57 72	167	A	SMU	59 63					
227	H	Houston Baptist	77 87	307	H	New Mexico St.	78 73					

Non-Div I Games: Eastern N.M. 84 49

UTEP

■ Loss,
 ■ Non-Conf, S Site,
 ■ Home
 ■ Away
 N Neutral

Average RPI Win:	219	WON-LOST	WINNING	LAST 10	STRENGTH OF	OPP. STRENGTH	TEAM	ADJ.	CONF.	ADJ CONF.
Average RPI Loss:	139	RECORD	PCT. RANK	GAMES	SCHEDULE	OF SCHEDULE	RPI	RPI	RPI	RPI
DIV. I ONLY	4- 7	221	4- 6	181	208	232	232	22	22	
DIV. I NON-CONF.	4- 7	220	4- 7	183	207	235	235	23	23	
TOTALS	RPI 1-25	RPI 26-50	W-L RECORDS	RPI 51-100	RPI 101-150	RPI 150+				
4- 7	0- 1	0- 0	OVERALL	0- 2	1- 1	3- 3				
2- 3	0- 0	0- 0	HOME	0- 1	1- 1	1- 1				
2- 2	0- 1	0- 0	AWAY	0- 1	0- 0	2- 0				
0- 2	0- 0	0- 0	NEUTRAL	0- 0	0- 0	0- 2				
4- 7	0- 1	0- 0	NON-CONFERENCE	0- 2	1- 1	3- 3				
2- 3	0- 0	0- 0	HOME	0- 1	1- 1	1- 1				
2- 2	0- 1	0- 0	AWAY	0- 1	0- 0	2- 0				
0- 2	0- 0	0- 0	NEUTRAL	0- 0	0- 0	0- 2				
0- 0	0- 0	0- 0	CONFERENCE	0- 0	0- 0	0- 0				
0- 0	0- 0	0- 0	HOME	0- 0	0- 0	0- 0				
0- 0	0- 0	0- 0	AWAY	0- 0	0- 0	0- 0				
0- 0	0- 0	0- 0	NEUTRAL	0- 0	0- 0	0- 0				

RPI 1-25				RPI 26-50				RPI 51-100				RPI 101+ Team's RPI: 232			
RPI	S	Opponent	Score	RPI	S	Opponent	Score	RPI	S	Opponent	Score	RPI	S	Opponent	Score
20	A	Texas	48 68					60	H	South Dakota	69 76	115	H	Abilene Christian	70 57
								75	A	Texas Tech	48 64	128	H	Drake	61 69
												190	A	Texas-Arlington	63 55
												206	N	Nicholls St.	49 57
												224	H	Texas St.	53 57
												234	H	Incarnate Word	57 31
												259	N	Houston	53 56
												336	A	Lamar	72 40
LAST 12 Division I GAMES:															
75	A	Texas Tech	48 64	60	H	South Dakota	69 76	206	N	Nicholls St.	49 57	336	A	Lamar	72 40
259	N	Houston	53 56	206	N	Nicholls St.	49 57	115	H	Abilene Christian	70 57	20	A	Texas	48 68
224	H	Texas St.	53 57	336	A	Lamar	72 40								
190	A	Texas-Arlington	63 55												
234	H	Incarnate Word	57 31												
128	H	Drake	61 69												

Non-Div I Games:

UTSA

■ Loss,
 ■ Non-Conf,
 S Site,
 ■ Home
 ■ Away
 N Neutral

Average RPI Win: 226		WON-LOST	WINNING	LAST 10	STRENGTH OF	OPP. STRENGTH	TEAM	ADJ.	CONF.	ADJ CONF.
Average RPI Loss: 114		RECORD	PCT. RANK	GAMES	SCHEDULE	OF SCHEDULE	RPI	RPI	RPI	RPI
DIV. I ONLY		5- 5	153	5- 5	210	115	221	221	4	4
DIV. I NON-CONF.		5- 5	152	5- 5	212	114	223	223	4	4
TOTALS		RPI 1-25	RPI 26-50	W-L RECORDS		RPI 51-100	RPI 101-150	RPI 150+		
5- 5	0- 1	0- 1		OVERALL		0- 1	0- 0	5- 2		
5- 1	0- 0	0- 0		HOME		0- 1	0- 0	5- 0		
0- 2	0- 1	0- 1		AWAY		0- 0	0- 0	0- 0		
0- 2	0- 0	0- 0		NEUTRAL		0- 0	0- 0	0- 2		
5- 5	0- 1	0- 1		NON-CONFERENCE		0- 1	0- 0	5- 2		
5- 1	0- 0	0- 0		HOME		0- 1	0- 0	5- 0		
0- 2	0- 1	0- 1		AWAY		0- 0	0- 0	0- 0		
0- 2	0- 0	0- 0		NEUTRAL		0- 0	0- 0	0- 2		
0- 0	0- 0	0- 0		CONFERENCE		0- 0	0- 0	0- 0		
0- 0	0- 0	0- 0		HOME		0- 0	0- 0	0- 0		
0- 0	0- 0	0- 0		AWAY		0- 0	0- 0	0- 0		
0- 0	0- 0	0- 0		NEUTRAL		0- 0	0- 0	0- 0		

RPI 1-25				RPI 26-50				RPI 51-100				RPI 101+				Team's RPI: 221
RPI	S	Opponent	Score	RPI	S	Opponent	Score	RPI	S	Opponent	Score	RPI	S	Opponent	Score	
6	A	Nebraska	43 66	50	A	Creighton	56 64	98	H	BYU	56 60	159	H	San Jose St.	100 87	
												166	N	Ole Miss	38 52	
												188	H	Louisiana Tech	67 52	
												252	N	Portland	50 58	
												254	H	Utah St.	63 57	
												257	H	Idaho St.	59 40	
												270	H	UNLV	62 49	
LAST 12 Division I GAMES:																
270	H	UNLV	62 49	188	H	Louisiana Tech	67 52	98	H	BYU	56 60	159	H	San Jose St.	100 87	
254	H	Utah St.	63 57													
252	N	Portland	50 58													
166	N	Ole Miss	38 52													
6	A	Nebraska	43 66													
50	A	Creighton	56 64													

Non-Div I Games:

Utah

Average RPI Win:	244	WON-LOST	WINNING	LAST 10	STRENGTH OF	OPP. STRENGTH	TEAM	ADJ.	CONF.	ADJ CONF.
Average RPI Loss:	120	RECORD	PCT. RANK	GAMES	SCHEDULE	OF SCHEDULE	RPI	RPI	RPI	RPI
DIV. I ONLY	2- 9	302	2- 7	84	170	254	254	19	19	
DIV. I NON-CONF.	2- 9	299	2- 9	86	169	254	254	20	20	
TOTALS	RPI 1-25	RPI 26-50	W-L RECORDS	RPI 51-100	RPI 101-150	RPI 150+				
2- 9	0- 1	0- 2	OVERALL	0- 2	0- 1	2- 3				
2- 1	0- 0	0- 0	HOME	0- 1	0- 0	2- 0				
0- 6	0- 1	0- 1	AWAY	0- 1	0- 0	0- 3				
0- 2	0- 0	0- 1	NEUTRAL	0- 0	0- 1	0- 0				
2- 9	0- 1	0- 2	NON-CONFERENCE	0- 2	0- 1	2- 3				
2- 1	0- 0	0- 0	HOME	0- 1	0- 0	2- 0				
0- 6	0- 1	0- 1	AWAY	0- 1	0- 0	0- 3				
0- 2	0- 0	0- 1	NEUTRAL	0- 0	0- 1	0- 0				
0- 0	0- 0	0- 0	CONFERENCE	0- 0	0- 0	0- 0				
0- 0	0- 0	0- 0	HOME	0- 0	0- 0	0- 0				
0- 0	0- 0	0- 0	AWAY	0- 0	0- 0	0- 0				
0- 0	0- 0	0- 0	NEUTRAL	0- 0	0- 0	0- 0				

RPI 1-25				RPI 26-50				RPI 51-100				RPI 101+ Team's RPI: 254			
RPI	S	Opponent	Score	RPI	S	Opponent	Score	RPI	S	Opponent	Score	RPI	S	Opponent	Score
4	A	Baylor	43 99	33	A	Oregon St.	62 85	68	A	Pacific	62 70	135	N	Marist	65 68
				45	N	Stetson	64 84	98	H	BYU	58 62	164	H	Northern Colo.	65 61
												204	A	Oregon	77 100
												221	A	Utah	57 63
												268	A	Sacramento St.	92 102
												323	H	Utah Valley	79 61
LAST 12 Division I GAMES:															
		45 N Stetson	64 84			98 H BYU	58 62								
		135 N Marist	65 68			268 A Sacramento St.	92 102								
		4 A Baylor	43 99			68 A Pacific	62 70								
		323 H Utah Valley	79 61			164 H Northern Colo.	65 61								
		33 A Oregon St.	62 85			221 A Utah	57 63								
		204 A Oregon	77 100												

Non-Div I Games: Westminster (UT) 60 51

Utah St.

Team Valley				Through Games of Dec. 10, 1911						
Average RPI Win:	249	WON-LOST	WINNING	LAST 10	STRENGTH OF	OPP. STRENGTH	TEAM	ADJ.	CONF.	ADJ CONF.
Average RPI Loss:	178	RECORD	PCT. RANK	GAMES	SCHEDULE	OF SCHEDULE	RPI	RPI	RPI	RPI
DIV. I ONLY	3- 8	264	3- 7	295	254	323	323	32	32	32
DIV. I NON-CONF.	3- 8	264	3- 7	297	252	324	324	33	33	33
TOTALS	RPI 1-25	RPI 26-50	W-L RECORDS	RPI 51-100	RPI 101-150	RPI 150+				
3- 8	0- 0	0- 0	OVERALL	0- 0	1- 3	2- 5				
3- 2	0- 0	0- 0	HOME	0- 0	1- 1	2- 1				
0- 5	0- 0	0- 0	AWAY	0- 0	0- 2	0- 3				
0- 1	0- 0	0- 0	NEUTRAL	0- 0	0- 0	0- 1				
3- 8	0- 0	0- 0	NON-CONFERENCE	0- 0	1- 3	2- 5				
3- 2	0- 0	0- 0	HOME	0- 0	1- 1	2- 1				
0- 5	0- 0	0- 0	AWAY	0- 0	0- 2	0- 3				
0- 1	0- 0	0- 0	NEUTRAL	0- 0	0- 0	0- 1				
0- 0	0- 0	0- 0	CONFERENCE	0- 0	0- 0	0- 0				
0- 0	0- 0	0- 0	HOME	0- 0	0- 0	0- 0				
0- 0	0- 0	0- 0	AWAY	0- 0	0- 0	0- 0				
0- 0	0- 0	0- 0	NEUTRAL	0- 0	0- 0	0- 0				

RPI 1-25				RPI 26-50				RPI 51-100				RPI 101+				Team's RPI: 323	
RPI	S	Opponent	Score	RPI	S	Opponent	Score	RPI	S	Opponent	Score	RPI	S	Opponent	Score		
												113	H	Boise St.	68	60	
												131	H	Eastern Wash.	62	68	
												132	A	San Francisco	50	69	
												143	A	UC Davis	49	59	
												152	N	Saint Louis	66	68	
												157	H	Southern Utah	72	76	
												199	A	Montana	44	68	
												254	A	Utah St.	61	79	
												257	A	Idaho St.	67	68	
												289	H	Weber St.	61	40	
												344	H	Air Force	58	44	
LAST 12 Division I GAMES:																	
				132	A	San Francisco	50	69	152	N	Saint Louis	66	68				
				143	A	UC Davis	49	59	199	A	Montana	44	68				
				289	H	Weber St.	61	40	257	A	Idaho St.	67	68				
				254	A	Utah St.	61	79	344	H	Air Force	58	44				
				131	H	Eastern Wash.	62	68	113	H	Boise St.	68	60				
									157	H	Southern Utah	72	76				

Non-Div I Games:	Montana Tech	75	65	Bristol	109	74
------------------	--------------	----	----	---------	-----	----

Utah Valley

■ Loss, ■ Non-Conf, S Site, H Home A Away N Neutral

Average RPI Win:	246	WON-LOST	WINNING	LAST 10	STRENGTH OF	OPP. STRENGTH	TEAM	ADJ.	CONF.	ADJ CONF.
Average RPI Loss:	104	RECORD	PCT. RANK	GAMES	SCHEDULE	OF SCHEDULE	RPI	RPI	RPI	RPI
DIV. I ONLY	8- 4	89	6- 4	292	111	124	124	6	6	
DIV. I NON-CONF.	8- 4	92	8- 4	295	111	125	125	6	6	
TOTALS	RPI 1-25	RPI 26-50	W-L RECORDS	RPI 51-100	RPI 101-150	RPI 150+				
8- 4	0- 0	0- 1	OVERALL	0- 1	2- 1	6- 1				
5- 0	0- 0	0- 0	HOME	0- 0	2- 0	3- 0				
3- 4	0- 0	0- 1	AWAY	0- 1	0- 1	3- 1				
0- 0	0- 0	0- 0	NEUTRAL	0- 0	0- 0	0- 0				
8- 4	0- 0	0- 1	NON-CONFERENCE	0- 1	2- 1	6- 1				
5- 0	0- 0	0- 0	HOME	0- 0	2- 0	3- 0				
3- 4	0- 0	0- 1	AWAY	0- 1	0- 1	3- 1				
0- 0	0- 0	0- 0	NEUTRAL	0- 0	0- 0	0- 0				
0- 0	0- 0	0- 0	CONFERENCE	0- 0	0- 0	0- 0				
0- 0	0- 0	0- 0	HOME	0- 0	0- 0	0- 0				
0- 0	0- 0	0- 0	AWAY	0- 0	0- 0	0- 0				
0- 0	0- 0	0- 0	NEUTRAL	0- 0	0- 0	0- 0				

RPI S	Opponent	Score	RPI S	Opponent	Score	RPI S	Opponent	Score	RPI S	Opponent	Score	Team's RPI: 124
43	A Ohio St.	86 96	88	A Old Dominion	44 66	106	A Liberty	53 69	147	H High Point	81 59	
						149	H Tex.-Pan American	64 43	175	H Presbyterian	55 36	
						177	A William & Mary	48 56	262	H UNC Greensboro	80 73	
						295	A Coppin St.	63 52	303	H Wagner	84 75	
						314	A UNCW	59 53	326	A UMES	72 50	
LAST 12 Division I GAMES:												
295	A Coppin St.	63 52	149	H Tex.-Pan American	64 43							
43	A Ohio St.	86 96	147	H High Point	81 59							
326	A UMES	72 50	262	H UNC Greensboro	80 73							
106	A Liberty	53 69	88	A Old Dominion	44 66							
175	H Presbyterian	55 36	314	A UNCW	59 53							
303	H Wagner	84 75	177	A William & Mary	48 56							

Non-Div I Games:

VCU

Valparaiso

Through Games Of Dec. 28, 2014

Average RPI Win:	274	WON-LOST	WINNING	LAST 10	STRENGTH OF	OPP. STRENGTH	TEAM	ADJ.	CONF.	ADJ CONF.
Average RPI Loss:	140	RECORD	PCT. RANK	GAMES	SCHEDULE	OF SCHEDULE	RPI	RPI	RPI	RPI
DIV. I ONLY	3- 8	264	2- 8	123	286	240	240	13	13	
DIV. I NON-CONF.	3- 8	264	3- 8	128	286	244	244	13	13	
TOTALS	RPI 1-25	RPI 26-50	W-L RECORDS	RPI 51-100	RPI 101-150	RPI 150+				
3- 8	0- 1	0- 0	OVERALL	0- 3	0- 1	3- 3				
2- 3	0- 1	0- 0	HOME	0- 1	0- 0	2- 1				
1- 5	0- 0	0- 0	AWAY	0- 2	0- 1	1- 2				
0- 0	0- 0	0- 0	NEUTRAL	0- 0	0- 0	0- 0				
3- 8	0- 1	0- 0	NON-CONFERENCE	0- 3	0- 1	3- 3				
2- 3	0- 1	0- 0	HOME	0- 1	0- 0	2- 1				
1- 5	0- 0	0- 0	AWAY	0- 2	0- 1	1- 2				
0- 0	0- 0	0- 0	NEUTRAL	0- 0	0- 0	0- 0				
0- 0	0- 0	0- 0	CONFERENCE	0- 0	0- 0	0- 0				
0- 0	0- 0	0- 0	HOME	0- 0	0- 0	0- 0				
0- 0	0- 0	0- 0	AWAY	0- 0	0- 0	0- 0				
0- 0	0- 0	0- 0	NEUTRAL	0- 0	0- 0	0- 0				

RPI S	Opponent	Score	RPI S	Opponent	Score	RPI S	Opponent	Score	RPI S	Opponent	Score	Team's RPI: 240
16	H Louisville	59 86				60	A South Dakota	62 81	101	A Indiana	49 81	
						70	A Akron	65 100	203	H Butler	91 57	
						74	H Illinois	58 80	245	H Tulsa	63 87	
									258	A SIUE	65 77	
									293	A Miami (OH)	59 82	
									301	H Tennessee Tech	79 61	
									319	A Northern Ill.	65 50	
LAST 12 Division I GAMES:												
258	A SIUE	65 77	74	H Illinois	58 80							
301	H Tennessee Tech	79 61	60	A South Dakota	62 81							
319	A Northern Ill.	65 50	245	H Tulsa	63 87							
101	A Indiana	49 81	293	A Miami (OH)	59 82							
203	H Butler	91 57	16	H Louisville	59 86							
			70	A Akron	65 100							

Non-Div I Games:

Valparaiso

■ Loss,
 ■ Non-Conf, S Site,
 ■ Home
 ■ Away
 N Neutral

Vanderbilt

Through Games Of Dec. 28, 2014

Average RPI Win:	116	WON-LOST	WINNING	LAST 10	STRENGTH OF	OPP. STRENGTH	TEAM	ADJ.	CONF.	ADJ CONF.
Average RPI Loss:	50	RECORD	PCT. RANK	GAMES	SCHEDULE	OF SCHEDULE	RPI	RPI	RPI	RPI
DIV. I ONLY	7- 4	108	6- 4	53	4	53	53	3	3	
DIV. I NON-CONF.	7- 4	107	7- 4	56	4	52	52	3	3	
TOTALS	RPI 1-25	RPI 26-50	W-L RECORDS	RPI 51-100	RPI 101-150	RPI 150+				
7- 4	1- 3	1- 0	OVERALL	1- 0	2- 0	2- 1				
4- 1	1- 1	0- 0	HOME	0- 0	1- 0	2- 0				
2- 1	0- 0	0- 0	AWAY	1- 0	1- 0	0- 1				
1- 2	0- 2	1- 0	NEUTRAL	0- 0	0- 0	0- 0				
7- 4	1- 3	1- 0	NON-CONFERENCE	1- 0	2- 0	2- 1				
4- 1	1- 1	0- 0	HOME	0- 0	1- 0	2- 0				
2- 1	0- 0	0- 0	AWAY	1- 0	1- 0	0- 1				
1- 2	0- 2	1- 0	NEUTRAL	0- 0	0- 0	0- 0				
0- 0	0- 0	0- 0	CONFERENCE	0- 0	0- 0	0- 0				
0- 0	0- 0	0- 0	HOME	0- 0	0- 0	0- 0				
0- 0	0- 0	0- 0	AWAY	0- 0	0- 0	0- 0				
0- 0	0- 0	0- 0	NEUTRAL	0- 0	0- 0	0- 0				

RPI 1-25				RPI 26-50				RPI 51-100 Team's RPI: 53				RPI 101+			
RPI	S	Opponent	Score	RPI	S	Opponent	Score	RPI	S	Opponent	Score	RPI	S	Opponent	Score
2	N	UConn	52 91	37	N	Minnesota	71 54	86	A	Elon	66 50	116	A	Wisconsin	67 58
5	H	Dayton	67 71									129	H	Belmont	65 58
9	H	Green Bay	68 64									152	H	Saint Louis	75 57
10	N	Arizona St.	67 72									183	A	Marquette	67 80
												286	H	Mississippi Val.	63 37
LAST 12 Division I GAMES:															
5	H	Dayton	67 71	86	A	Elon	66 50	10	N	Arizona St.	67 72	2	N	UConn	52 91
183	A	Marquette	67 80	286	H	Mississippi Val.	63 37	37	N	Minnesota	71 54	152	H	Saint Louis	75 57
116	A	Wisconsin	67 58												
9	H	Green Bay	68 64												
129	H	Belmont	65 58												

Non-Div I Games:

Vanderbilt

■ Loss,
 ■ Non-Conf, S Site,
 ■ Home
 ■ Away
 N Neutral

Average RPI Win:	253	WON-LOST	WINNING	LAST 10	STRENGTH OF	OPP. STRENGTH	TEAM	ADJ.	CONF.	ADJ CONF.
Average RPI Loss:	150	RECORD	PCT. RANK	GAMES	SCHEDULE	OF SCHEDULE	RPI	RPI	RPI	RPI
DIV. I ONLY	3- 8	264	3- 7	299	103	300	300	24	24	
DIV. I NON-CONF.	3- 8	264	3- 8	302	104	303	303	24	24	
TOTALS	RPI 1-25	RPI 26-50	W-L RECORDS	RPI 51-100	RPI 101-150	RPI 150+				
3- 8	0- 1	0- 0	OVERALL	0- 1	1- 3	2- 3				
2- 3	0- 0	0- 0	HOME	0- 0	1- 2	1- 1				
1- 5	0- 1	0- 0	AWAY	0- 1	0- 1	1- 2				
0- 0	0- 0	0- 0	NEUTRAL	0- 0	0- 0	0- 0				
3- 8	0- 1	0- 0	NON-CONFERENCE	0- 1	1- 3	2- 3				
2- 3	0- 0	0- 0	HOME	0- 0	1- 2	1- 1				
1- 5	0- 1	0- 0	AWAY	0- 1	0- 1	1- 2				
0- 0	0- 0	0- 0	NEUTRAL	0- 0	0- 0	0- 0				
0- 0	0- 0	0- 0	CONFERENCE	0- 0	0- 0	0- 0				
0- 0	0- 0	0- 0	HOME	0- 0	0- 0	0- 0				
0- 0	0- 0	0- 0	AWAY	0- 0	0- 0	0- 0				
0- 0	0- 0	0- 0	NEUTRAL	0- 0	0- 0	0- 0				

RPI	S	Opponent	Score	RPI	S	Opponent	Score	RPI	S	Opponent	Score	RPI	S	Opponent	Score	Team's RPI: 300
9	A	Green Bay	40 60					64	A	Syracuse	63 94	141	H	Dartmouth	68 63	
												142	A	Central Conn. St.	75 77	
												146	H	Delaware	46 68	
												150	H	Bryant	55 72	
												180	A	Sacred Heart	66 76	
												237	H	Brown	76 81	
												275	A	Boston U.	61 66	
												303	H	Wagner	82 75	
												315	A	St. Francis Brooklyn	63 61	
LAST 12 Division I GAMES:																
9	A	Green Bay	40 60	141	H	Dartmouth	68 63	180	A	Sacred Heart	66 76	64	A	Syracuse	63 94	
315	A	St. Francis Brooklyn	63 61	146	H	Delaware	46 68	142	A	Central Conn. St.	75 77	275	A	Boston U.	61 66	
303	H	Wagner	82 75													
150	H	Bryant	55 72													
237	H	Brown	76 81													

Non-Div I Games:

Vermont

■ Loss,
 ■ Non-Conf,
 S Site,
 ■ Home
 ■ Away
 N Neutral

Average RPI Win:	208	WON-LOST	WINNING	LAST 10	STRENGTH OF	OPP. STRENGTH	TEAM	ADJ.	CONF.	ADJ CONF.
Average RPI Loss:	109	RECORD	PCT. RANK	GAMES	SCHEDULE	OF SCHEDULE	RPI	RPI	RPI	RPI
DIV. I ONLY	4- 7	221	4- 6	167	76	205	205	7	7	
DIV. I NON-CONF.	4- 6	200	4- 6	139	94	175	175	7	7	
TOTALS	RPI 1-25	RPI 26-50	W-L RECORDS	RPI 51-100	RPI 101-150	RPI 150+				
4- 7	0- 1	0- 1	OVERALL	0- 1	0- 1	4- 3				
2- 1	0- 0	0- 0	HOME	0- 0	0- 0	2- 1				
1- 3	0- 0	0- 0	AWAY	0- 1	0- 0	1- 2				
1- 3	0- 1	0- 1	NEUTRAL	0- 0	0- 1	1- 0				
4- 6	0- 1	0- 1	NON-CONFERENCE	0- 1	0- 1	4- 2				
2- 1	0- 0	0- 0	HOME	0- 0	0- 0	2- 1				
1- 2	0- 0	0- 0	AWAY	0- 1	0- 0	1- 1				
1- 3	0- 1	0- 1	NEUTRAL	0- 0	0- 1	1- 0				
0- 1	0- 0	0- 0	CONFERENCE	0- 0	0- 0	0- 1				
0- 0	0- 0	0- 0	HOME	0- 0	0- 0	0- 0				
0- 1	0- 0	0- 0	AWAY	0- 0	0- 0	0- 1				
0- 0	0- 0	0- 0	NEUTRAL	0- 0	0- 0	0- 0				

RPI 1-25				RPI 26-50				RPI 51-100				RPI 101+ Team's RPI: 205			
RPI	S	Opponent	Score	RPI	S	Opponent	Score	RPI	S	Opponent	Score	RPI	S	Opponent	Score
10	N	Arizona St.	46 51	32	N	South Fla.	56 57	72	A	Chattanooga	45 49	122	N	Georgia Tech	63 71
												154	A	Saint Joseph's	54 58
												168	H	La Salle	70 36
												180	H	Sacred Heart	49 72
												191	H	Temple	64 59
												194	A	Providence	49 51
												235	A	Cal St. Fullerton	50 43
												238	N	Col. of Charleston	60 41
LAST 12 Division I GAMES:															
191	H	Temple	64 59	194	A	Providence	49 51								
180	H	Sacred Heart	49 72	238	N	Col. of Charleston	60 41								
168	H	La Salle	70 36	122	N	Georgia Tech	63 71								
154	A	Saint Joseph's	54 58	10	N	Arizona St.	46 51								
72	A	Chattanooga	45 49	235	A	Cal St. Fullerton	50 43								
				32	N	South Fla.	56 57								

Non-Div I Games:

Villanova

■ Loss,
■ Non-Conf, S Site,
■ Home
■ Away
N Neutral

Average RPI Win:	206	WON-LOST	WINNING	LAST 10	STRENGTH OF	OPP. STRENGTH	TEAM	ADJ.	CONF.	ADJ CONF.
Average RPI Loss:	103	RECORD	PCT. RANK	GAMES	SCHEDULE	OF SCHEDULE	RPI	RPI	RPI	RPI
DIV. I ONLY	9- 3	57	1- 0	267	101	127	127	2	2	
DIV. I NON-CONF.	9- 3	58	1- 0	265	103	128	128	2	2	
TOTALS	RPI 1-25	RPI 26-50	W-L RECORDS	RPI 51-100	RPI 101-150	RPI 150+				
9- 3	0- 0	1- 0	OVERALL	2- 2	1- 0	5- 1				
7- 1	0- 0	1- 0	HOME	2- 0	0- 0	4- 1				
2- 1	0- 0	0- 0	AWAY	0- 1	1- 0	1- 0				
0- 1	0- 0	0- 0	NEUTRAL	0- 1	0- 0	0- 0				
9- 3	0- 0	1- 0	NON-CONFERENCE	2- 2	1- 0	5- 1				
7- 1	0- 0	1- 0	HOME	2- 0	0- 0	4- 1				
2- 1	0- 0	0- 0	AWAY	0- 1	1- 0	1- 0				
0- 1	0- 0	0- 0	NEUTRAL	0- 1	0- 0	0- 0				
0- 0	0- 0	0- 0	CONFERENCE	0- 0	0- 0	0- 0				
0- 0	0- 0	0- 0	HOME	0- 0	0- 0	0- 0				
0- 0	0- 0	0- 0	AWAY	0- 0	0- 0	0- 0				
0- 0	0- 0	0- 0	NEUTRAL	0- 0	0- 0	0- 0				

RPI S	Opponent	Score	RPI S	Opponent	Score	RPI S	Opponent	Score	RPI S	Opponent	Score	Team's RPI: 127
			43 H	Ohio St.	87 82	58 H	St. Mary's (CA)	62 49	136 A	Xavier	71 62	
						61 H	Auburn	66 51	171 H	Davidson	57 67	
						65 N	Toledo	62 64	244 H	Radford	75 47	
						74 A	Illinois	63 86	309 H	Howard	74 53	
									322 A	FIU	74 61	
									329 H	Longwood	91 49	
									348 H	Delaware St.	100 62	
LAST 12 Division I GAMES:												
322 A	FIU	74 61	348 H	Delaware St.	100 62							
171 H	Davidson	57 67	74 A	Illinois	63 86							
309 H	Howard	74 53	65 N	Toledo	62 64							
58 H	St. Mary's (CA)	62 49	61 H	Auburn	66 51							
329 H	Longwood	91 49	136 A	Xavier	71 62							
43 H	Ohio St.	87 82	244 H	Radford	75 47							

Non-Div I Games:

Virginia

Average RPI Win:	270	WON-LOST	WINNING	LAST 10	STRENGTH OF	OPP. STRENGTH	TEAM	ADJ.	CONF.	ADJ CONF.
Average RPI Loss:	147	RECORD	PCT. RANK	GAMES	SCHEDULE	OF SCHEDULE	RPI	RPI	RPI	RPI
DIV. I ONLY	8- 4	89	7- 3	246	314	187	187	2	2	
DIV. I NON-CONF.	8- 4	92	8- 4	247	315	190	190	2	2	
TOTALS	RPI 1-25	RPI 26-50	W-L RECORDS	RPI 51-100	RPI 101-150	RPI 150+				
8- 4	0- 0	0- 1	OVERALL	0- 1	1- 0	7- 2				
7- 2	0- 0	0- 1	HOME	0- 1	1- 0	6- 0				
1- 2	0- 0	0- 0	AWAY	0- 0	0- 0	1- 2				
0- 0	0- 0	0- 0	NEUTRAL	0- 0	0- 0	0- 0				
8- 4	0- 0	0- 1	NON-CONFERENCE	0- 1	1- 0	7- 2				
7- 2	0- 0	0- 1	HOME	0- 1	1- 0	6- 0				
1- 2	0- 0	0- 0	AWAY	0- 0	0- 0	1- 2				
0- 0	0- 0	0- 0	NEUTRAL	0- 0	0- 0	0- 0				
0- 0	0- 0	0- 0	CONFERENCE	0- 0	0- 0	0- 0				
0- 0	0- 0	0- 0	HOME	0- 0	0- 0	0- 0				
0- 0	0- 0	0- 0	AWAY	0- 0	0- 0	0- 0				
0- 0	0- 0	0- 0	NEUTRAL	0- 0	0- 0	0- 0				

RPI S	Opponent	Score	RPI S	Opponent	Score	RPI S	Opponent	Score	RPI S	Opponent	Score	Team's RPI: 187
29	H Northwestern	45 70	88	H Old Dominion	62 69	139	H East Tenn. St.	72 65	192	A Florida	44 73	
						194	A Providence	72 69	244	H Radford	73 60	
						272	H Western Caro.	79 58	278	A George Mason	69 77	
						326	H UMES	63 41	327	H N.C. Central	80 44	
						328	H Norfolk St.	60 49	329	H Longwood	74 42	
LAST 12 Division I GAMES:												
244	H Radford	73 60	192	A Florida	44 73							
272	H Western Caro.	79 58	139	H East Tenn. St.	72 65							
327	H N.C. Central	80 44	88	H Old Dominion	62 69							
329	H Longwood	74 42	194	A Providence	72 69							
29	H Northwestern	45 70	328	H Norfolk St.	60 49							
278	A George Mason	69 77	326	H UMES	63 41							

Non-Div I Games:

Virginia Tech

Average RPI Win:	242	WON-LOST	WINNING	LAST 10	STRENGTH OF	OPP. STRENGTH	TEAM	ADJ.	CONF.	ADJ CONF.
Average RPI Loss:	153	RECORD	PCT. RANK	GAMES	SCHEDULE	OF SCHEDULE	RPI	RPI	RPI	RPI
DIV. I ONLY	1- 9	326	1- 9	150	215	303	303	28	28	
DIV. I NON-CONF.	1- 9	326	1- 9	154	214	306	306	28	28	
TOTALS	RPI 1-25	RPI 26-50	W-L RECORDS	RPI 51-100	RPI 101-150	RPI 150+				
1- 9	0- 0	0- 2	OVERALL	0- 1	0- 2	1- 4				
1- 3	0- 0	0- 0	HOME	0- 1	0- 1	1- 1				
0- 6	0- 0	0- 2	AWAY	0- 0	0- 1	0- 3				
0- 0	0- 0	0- 0	NEUTRAL	0- 0	0- 0	0- 0				
1- 9	0- 0	0- 2	NON-CONFERENCE	0- 1	0- 2	1- 4				
1- 3	0- 0	0- 0	HOME	0- 1	0- 1	1- 1				
0- 6	0- 0	0- 2	AWAY	0- 0	0- 1	0- 3				
0- 0	0- 0	0- 0	NEUTRAL	0- 0	0- 0	0- 0				
0- 0	0- 0	0- 0	CONFERENCE	0- 0	0- 0	0- 0				
0- 0	0- 0	0- 0	HOME	0- 0	0- 0	0- 0				
0- 0	0- 0	0- 0	AWAY	0- 0	0- 0	0- 0				
0- 0	0- 0	0- 0	NEUTRAL	0- 0	0- 0	0- 0				

RPI S	Opponent	Score	RPI S	Opponent	Score	RPI S	Opponent	Score	RPI S	Opponent	Score	Team's RPI: 303
			31 A	St. John's (NY)	49 71	52 H	Rutgers	53 81	124 A	VCU	75 84	
			41 A	Maryland	24 97				145 H	Yale	65 90	
									197 H	Monmouth	59 82	
									239 A	NJIT	54 60	
									242 H	Stony Brook	76 70	
									248 A	Penn St.	66 96	
									300 A	Vermont	75 82	
LAST 12 Division I GAMES:												
			242 H	Stony Brook	76 70	31 A	St. John's (NY)	49 71				
			145 H	Yale	65 90	197 H	Monmouth	59 82				
			300 A	Vermont	75 82	52 H	Rutgers	53 81				
			239 A	NJIT	54 60	41 A	Maryland	24 97				
			248 A	Penn St.	66 96	124 A	VCU	75 84				

Non-Div I Games:

Wagner

Wake Forest

Through Games Of Dec. 28, 2014

Average RPI Win:	227	WON-LOST	WINNING	LAST 10	STRENGTH OF	OPP. STRENGTH	TEAM	ADJ.	CONF.	ADJ CONF.
Average RPI Loss:	90	RECORD	PCT. RANK	GAMES	SCHEDULE	OF SCHEDULE	RPI	RPI	RPI	RPI
DIV. I ONLY	8- 5	116	5- 5	194	131	160	160	2	2	
DIV. I NON-CONF.	8- 5	119	7- 5	197	130	162	162	2	2	
TOTALS	RPI 1-25	RPI 26-50	W-L RECORDS	RPI 51-100	RPI 101-150	RPI 150+				
8- 5	0- 1	0- 1	OVERALL	1- 1	0- 1	7- 1				
6- 2	0- 0	0- 0	HOME	1- 1	0- 0	5- 1				
0- 2	0- 0	0- 1	AWAY	0- 0	0- 1	0- 0				
2- 1	0- 1	0- 0	NEUTRAL	0- 0	0- 0	2- 0				
8- 5	0- 1	0- 1	NON-CONFERENCE	1- 1	0- 1	7- 1				
6- 2	0- 0	0- 0	HOME	1- 1	0- 0	5- 1				
0- 2	0- 0	0- 1	AWAY	0- 0	0- 1	0- 0				
2- 1	0- 1	0- 0	NEUTRAL	0- 0	0- 0	2- 0				
0- 0	0- 0	0- 0	CONFERENCE	0- 0	0- 0	0- 0				
0- 0	0- 0	0- 0	HOME	0- 0	0- 0	0- 0				
0- 0	0- 0	0- 0	AWAY	0- 0	0- 0	0- 0				
0- 0	0- 0	0- 0	NEUTRAL	0- 0	0- 0	0- 0				

RPI 1-25				RPI 26-50				RPI 51-100				RPI 101+ Team's RPI: 160			
RPI	S	Opponent	Score	RPI	S	Opponent	Score	RPI	S	Opponent	Score	RPI	S	Opponent	Score
17	N	Princeton	55 72	44	A	Michigan	69 83	85	H	American	77 64	117	A	Richmond	72 79
								93	H	Missouri	64 79	179	H	Arizona	69 72
												183	H	Marquette	89 77
												199	N	Montana	73 60
												200	N	Charlotte	65 58
												222	H	Towson	74 64
												295	H	Coppin St.	65 54
												301	H	Tennessee Tech	89 62
												329	H	Longwood	64 60
LAST 12 Division I GAMES:															
93	H	Missouri	64 79	85	H	American	77 64								
222	H	Towson	74 64	200	N	Charlotte	65 58								
117	A	Richmond	72 79	17	N	Princeton	55 72								
179	H	Arizona	69 72	295	H	Coppin St.	65 54								
44	A	Michigan	69 83	183	H	Marquette	89 77								
199	N	Montana	73 60	301	H	Tennessee Tech	89 62								

Non-Div I Games:

Wake Forest

■ Loss,
■ Non-Conf,
S Site,
■ Home
■ Away
N Neutral

Washington

Through Games Of Dec. 28, 2014

Average RPI Win:	136	WON-LOST	WINNING	LAST 10	STRENGTH OF	OPP. STRENGTH	TEAM	ADJ.	CONF.	ADJ CONF.
Average RPI Loss:	81	RECORD	PCT. RANK	GAMES	SCHEDULE	OF SCHEDULE	RPI	RPI	RPI	RPI
DIV. I ONLY	10- 1	17	10- 0	176	8	24	24	4	4	
DIV. I NON-CONF.	10- 1	16	10- 1	178	8	23	23	4	4	
TOTALS	RPI 1-25	RPI 26-50	W-L RECORDS	RPI 51-100	RPI 101-150	RPI 150+				
10- 1	1- 0	0- 0	OVERALL	3- 1	2- 0	4- 0				
3- 0	0- 0	0- 0	HOME	1- 0	1- 0	1- 0				
4- 1	0- 0	0- 0	AWAY	1- 1	0- 0	3- 0				
3- 0	1- 0	0- 0	NEUTRAL	1- 0	1- 0	0- 0				
10- 1	1- 0	0- 0	NON-CONFERENCE	3- 1	2- 0	4- 0				
3- 0	0- 0	0- 0	HOME	1- 0	1- 0	1- 0				
4- 1	0- 0	0- 0	AWAY	1- 1	0- 0	3- 0				
3- 0	1- 0	0- 0	NEUTRAL	1- 0	1- 0	0- 0				
0- 0	0- 0	0- 0	CONFERENCE	0- 0	0- 0	0- 0				
0- 0	0- 0	0- 0	HOME	0- 0	0- 0	0- 0				
0- 0	0- 0	0- 0	AWAY	0- 0	0- 0	0- 0				
0- 0	0- 0	0- 0	NEUTRAL	0- 0	0- 0	0- 0				

RPI	S	Opponent	Score
18	N	Florida St.	80 68

RPI	S	Opponent	Score
-----	---	----------	-------

RPI	S	Opponent	Score
60	H	South Dakota	96 82
71	N	Furman	101 69
78	A	UC Riverside	74 71
81	A	Oklahoma	80 90

RPI	S	Opponent	Score
118	N	Hartford	81 70
145	H	Yale	81 51
173	A	San Diego St.	69 48
178	H	Grambling	84 53
252	A	Portland	80 45
269	A	Seattle	102 69

LAST 12 Division I GAMES:

173	A	San Diego St.	69 48	78	A	UC Riverside	74 71
178	H	Grambling	84 53	18	N	Florida St.	80 68
252	A	Portland	80 45	145	H	Yale	81 51
269	A	Seattle	102 69	60	H	South Dakota	96 82
118	N	Hartford	81 70	81	A	Oklahoma	80 90
71	N	Furman	101 69				

Washington

Washington

Non-Div I Games:

Washington

■ Loss,
 ■ Non-Conf, S Site,
 ■ Home
 ■ Away
 N Neutral

Average RPI Win:	160	WON-LOST	WINNING	LAST 10	STRENGTH OF	OPP. STRENGTH	TEAM	ADJ.	CONF.	ADJ CONF.
Average RPI Loss:	25	RECORD	PCT. RANK	GAMES	SCHEDULE	OF SCHEDULE	RPI	RPI	RPI	RPI
DIV. I ONLY	9- 2	41	8- 2	169	7	54	54	4	4	
DIV. I NON-CONF.	9- 2	37	9- 2	171	7	54	54	4	4	
TOTALS	RPI 1-25	RPI 26-50	W-L RECORDS	RPI 51-100	RPI 101-150	RPI 150+				
9- 2	1- 1	2- 1	OVERALL	1- 0	1- 0	4- 0				
4- 1	1- 1	0- 0	HOME	0- 0	1- 0	2- 0				
4- 0	0- 0	1- 0	AWAY	1- 0	0- 0	2- 0				
1- 1	0- 0	1- 1	NEUTRAL	0- 0	0- 0	0- 0				
9- 2	1- 1	2- 1	NON-CONFERENCE	1- 0	1- 0	4- 0				
4- 1	1- 1	0- 0	HOME	0- 0	1- 0	2- 0				
4- 0	0- 0	1- 0	AWAY	1- 0	0- 0	2- 0				
1- 1	0- 0	1- 1	NEUTRAL	0- 0	0- 0	0- 0				
0- 0	0- 0	0- 0	CONFERENCE	0- 0	0- 0	0- 0				
0- 0	0- 0	0- 0	HOME	0- 0	0- 0	0- 0				
0- 0	0- 0	0- 0	AWAY	0- 0	0- 0	0- 0				
0- 0	0- 0	0- 0	NEUTRAL	0- 0	0- 0	0- 0				

RPI 1-25				RPI 26-50				RPI 51-100 Team's RPI: 54				RPI 101+			
RPI	S	Opponent	Score	RPI	S	Opponent	Score	RPI	S	Opponent	Score	RPI	S	Opponent	Score
5	H	Dayton	76 60	41	N	Maryland	70 64	66	A	Hampton	74 60	120	H	Montana St.	82 61
6	H	Nebraska	61 82	44	N	Michigan	64 76					257	H	Idaho St.	84 34
				48	A	Gonzaga	59 58					269	H	Seattle	82 62
												294	A	Loyola Marymount	87 60
												339	A	UC Santa Barbara	81 55
LAST 12 Division I GAMES:															
48	A	Gonzaga	59 58	294	A	Loyola Marymount	87 60								
339	A	UC Santa Barbara	81 55	120	H	Montana St.	82 61								
41	N	Maryland	70 64	6	H	Nebraska	61 82								
44	N	Michigan	64 76	257	H	Idaho St.	84 34								
66	A	Hampton	74 60	5	H	Dayton	76 60								
269	H	Seattle	82 62												

Non-Div I Games:

Washington St.

Average RPI Win:	330	WON-LOST	WINNING	LAST 10	STRENGTH OF	OPP. STRENGTH	TEAM	ADJ.	CONF.	ADJ CONF.
Average RPI Loss:	171	RECORD	PCT. RANK	GAMES	SCHEDULE	OF SCHEDULE	RPI	RPI	RPI	RPI
DIV. I ONLY	3- 6	238	3- 6	264	344	289	289	18	18	
DIV. I NON-CONF.	3- 6	238	3- 6	261	345	289	289	19	19	
TOTALS	RPI 1-25	RPI 26-50	W-L RECORDS	RPI 51-100	RPI 101-150	RPI 150+				
3- 6	0- 0	0- 0	OVERALL	0- 2	0- 1	3- 3				
1- 3	0- 0	0- 0	HOME	0- 1	0- 1	1- 1				
2- 2	0- 0	0- 0	AWAY	0- 1	0- 0	2- 1				
0- 1	0- 0	0- 0	NEUTRAL	0- 0	0- 0	0- 1				
3- 6	0- 0	0- 0	NON-CONFERENCE	0- 2	0- 1	3- 3				
1- 3	0- 0	0- 0	HOME	0- 1	0- 1	1- 1				
2- 2	0- 0	0- 0	AWAY	0- 1	0- 0	2- 1				
0- 1	0- 0	0- 0	NEUTRAL	0- 0	0- 0	0- 1				
0- 0	0- 0	0- 0	CONFERENCE	0- 0	0- 0	0- 0				
0- 0	0- 0	0- 0	HOME	0- 0	0- 0	0- 0				
0- 0	0- 0	0- 0	AWAY	0- 0	0- 0	0- 0				
0- 0	0- 0	0- 0	NEUTRAL	0- 0	0- 0	0- 0				

RPI 1-25			RPI 26-50			RPI 51-100			RPI 101+			Team's RPI: 289
RPI	S	Opponent	Score	RPI	S	Opponent	Score	RPI	S	Opponent	Score	
						97 H San Diego	50 59	108 H Oklahoma St.	49 55			
						98 A BYU	53 64	163 N Eastern Mich.	42 57			
								235 H Cal St. Fullerton	68 70			
								307 A New Mexico St.	100 97			
								323 A Utah Valley	40 61			
								340 H Denver	65 63			
								344 A Air Force	71 53			
LAST 12 Division I GAMES:												
						97 H San Diego	50 59	108 H Oklahoma St.	49 55			
						163 N Eastern Mich.	42 57	340 H Denver	65 63			
						307 A New Mexico St.	100 97	98 A BYU	53 64			
						235 H Cal St. Fullerton	68 70					
						323 A Utah Valley	40 61					
						344 A Air Force	71 53					

Non-Div I Games: Montana Western 77 31 Bristol 94 48

Weber St.

■ Loss,
 ■ Non-Conf,
 ■ S Site,
 ■ H Home
 ■ A Away
 N Neutral

Average RPI Win:	183	WON-LOST	WINNING	LAST 10	STRENGTH OF	OPP. STRENGTH	TEAM	ADJ.	CONF.	ADJ CONF.
Average RPI Loss:	39	RECORD	PCT. RANK	GAMES	SCHEDULE	OF SCHEDULE	RPI	RPI	RPI	RPI
DIV. I ONLY	9- 2	41	8- 2	109	126	39	39	5	5	
DIV. I NON-CONF.	9- 2	37	9- 2	116	123	37	37	5	5	
TOTALS	RPI 1-25	RPI 26-50	W-L RECORDS	RPI 51-100	RPI 101-150	RPI 150+				
9- 2	1- 0	0- 2	OVERALL	1- 0	1- 0	6- 0				
7- 0	1- 0	0- 0	HOME	1- 0	0- 0	5- 0				
1- 2	0- 0	0- 2	AWAY	0- 0	0- 0	1- 0				
1- 0	0- 0	0- 0	NEUTRAL	0- 0	1- 0	0- 0				
9- 2	1- 0	0- 2	NON-CONFERENCE	1- 0	1- 0	6- 0				
7- 0	1- 0	0- 0	HOME	1- 0	0- 0	5- 0				
1- 2	0- 0	0- 2	AWAY	0- 0	0- 0	1- 0				
1- 0	0- 0	0- 0	NEUTRAL	0- 0	1- 0	0- 0				
0- 0	0- 0	0- 0	CONFERENCE	0- 0	0- 0	0- 0				
0- 0	0- 0	0- 0	HOME	0- 0	0- 0	0- 0				
0- 0	0- 0	0- 0	AWAY	0- 0	0- 0	0- 0				
0- 0	0- 0	0- 0	NEUTRAL	0- 0	0- 0	0- 0				

RPI 1-25				RPI 26-50				Team's RPI: 39	RPI 51-100				RPI 101+			
RPI	S	Opponent	Score	RPI	S	Opponent	Score		RPI	S	Opponent	Score	RPI	S	Opponent	Score
21	H	Seton Hall	89 87	35	A	Mississippi St.	61 74		90	H	Duquesne	79 60	103	N	Marshall	69 56
				43	A	Ohio St.	54 96						153	H	Fairfield	67 53
													186	H	Eastern Ky.	67 42
													253	H	IPFW	82 48
													265	H	Evansville	83 39
													280	A	Fairleigh Dickinson	80 52
													295	H	Coppin St.	83 43
LAST 12 Division I GAMES:																
153	H	Fairfield	67 53	43	A	Ohio St.	54 96		103	N	Marshall	69 56				
265	H	Evansville	83 39						253	H	IPFW	82 48				
35	A	Mississippi St.	61 74						90	H	Duquesne	79 60				
21	H	Seton Hall	89 87						295	H	Coppin St.	83 43				
186	H	Eastern Ky.	67 42						280	A	Fairleigh Dickinson	80 52				

Non-Div I Games:

West Virginia

WON-LOST				STRENGTH OF		OPP. STRENGTH		TEAM		CONF.		ADJ CONF.	
Average RPI Win:	292	WON-LOST	WINNING	LAST 10	SCHEDULE	OF SCHEDULE	RPI	ADJ. RPI	RPI	RPI			
Average RPI Loss:	208	RECORD	PCT. RANK	GAMES									
DIV. I ONLY	5- 5	153	5- 4	316	330	272	272	17	17				
DIV. I NON-CONF.	5- 5	152	5- 5	318	328	274	274	18	18				
TOTALS	RPI 1-25		RPI 26-50		W-L RECORDS		RPI 51-100		RPI 101-150		RPI 150+		
5- 5	0- 0		0- 0		OVERALL		0- 0		0- 0		5- 5		
2- 2	0- 0		0- 0		HOME		0- 0		0- 0		2- 2		
2- 2	0- 0		0- 0		AWAY		0- 0		0- 0		2- 2		
1- 1	0- 0		0- 0		NEUTRAL		0- 0		0- 0		1- 1		
5- 5	0- 0		0- 0		NON-CONFERENCE		0- 0		0- 0		5- 5		
2- 2	0- 0		0- 0		HOME		0- 0		0- 0		2- 2		
2- 2	0- 0		0- 0		AWAY		0- 0		0- 0		2- 2		
1- 1	0- 0		0- 0		NEUTRAL		0- 0		0- 0		1- 1		
0- 0	0- 0		0- 0		CONFERENCE		0- 0		0- 0		0- 0		
0- 0	0- 0		0- 0		HOME		0- 0		0- 0		0- 0		
0- 0	0- 0		0- 0		AWAY		0- 0		0- 0		0- 0		
0- 0	0- 0		0- 0		NEUTRAL		0- 0		0- 0		0- 0		

RPI 1-25				RPI 26-50				RPI 51-100				RPI 101+				Team's RPI: 272	
RPI	S	Opponent	Score	RPI	S	Opponent	Score	RPI	S	Opponent	Score	RPI	S	Opponent	Score		
												165	A	North Florida	45	62	
												169	H	USC Upstate	63	59	
												175	H	Presbyterian	44	51	
												186	N	Eastern Ky.	62	71	
												187	A	Virginia Tech	58	79	
												312	H	Campbell	67	57	
												314	A	UNCW	64	53	
												322	N	FIU	83	69	
												327	H	N.C. Central	59	64	
												343	A	UNC Asheville	79	66	
LAST 12 Division I GAMES:																	
				165	A	North Florida	45	62	322	N	FIU	83	69				
				312	H	Campbell	67	57	343	A	UNC Asheville	79	66				
				175	H	Presbyterian	44	51	187	A	Virginia Tech	58	79				
				327	H	N.C. Central	59	64	169	H	USC Upstate	63	59				
									314	A	UNCW	64	53				
									186	N	Eastern Ky.	62	71				

Non-Div I Games:	North Greenville	75	74	Livingstone	66	55
------------------	------------------	----	----	-------------	----	----

Western Caro.

■ Loss, ■ Non-Conf, S Site, H Home A Away N Neutral

Average RPI Win:	315	WON-LOST	WINNING	LAST 10	STRENGTH OF	OPP. STRENGTH	TEAM	ADJ.	CONF.	ADJ CONF.
Average RPI Loss:	144	RECORD	PCT. RANK	GAMES	SCHEDULE	OF SCHEDULE	RPI	RPI	RPI	RPI
DIV. I ONLY	5- 5	153	5- 4	309	302	233	233	25	25	
DIV. I NON-CONF.	5- 5	152	5- 5	315	304	236	236	25	25	
TOTALS	RPI 1-25	RPI 26-50	W-L RECORDS	RPI 51-100	RPI 101-150	RPI 150+				
5- 5	0- 0	0- 0	OVERALL	0- 2	0- 1	5- 2				
2- 1	0- 0	0- 0	HOME	0- 1	0- 0	2- 0				
3- 4	0- 0	0- 0	AWAY	0- 1	0- 1	3- 2				
0- 0	0- 0	0- 0	NEUTRAL	0- 0	0- 0	0- 0				
5- 5	0- 0	0- 0	NON-CONFERENCE	0- 2	0- 1	5- 2				
2- 1	0- 0	0- 0	HOME	0- 1	0- 0	2- 0				
3- 4	0- 0	0- 0	AWAY	0- 1	0- 1	3- 2				
0- 0	0- 0	0- 0	NEUTRAL	0- 0	0- 0	0- 0				
0- 0	0- 0	0- 0	CONFERENCE	0- 0	0- 0	0- 0				
0- 0	0- 0	0- 0	HOME	0- 0	0- 0	0- 0				
0- 0	0- 0	0- 0	AWAY	0- 0	0- 0	0- 0				
0- 0	0- 0	0- 0	NEUTRAL	0- 0	0- 0	0- 0				

RPI 1-25				RPI 26-50				RPI 51-100				RPI 101+				Team's RPI: 233	
RPI	S	Opponent	Score	RPI	S	Opponent	Score	RPI	S	Opponent	Score	RPI	S	Opponent	Score		
								87	H	North Dakota	77 85	137	A	Ill.-Chicago	54 67		
								93	A	Missouri	52 89	183	A	Marquette	57 65		
												218	A	Fla. Atlantic	88 90		
												256	A	Southeast Mo. St.	79 62		
												316	H	Eastern Ill.	63 54		
												324	A	Bradley	75 63		
												334	A	Chicago St.	90 55		
												347	H	UMKC	71 48		
LAST 12 Division I GAMES:																	
				183	A	Marquette	57 65					137	A	Ill.-Chicago	54 67		
				316	H	Eastern Ill.	63 54					256	A	Southeast Mo. St.	79 62		
				324	A	Bradley	75 63					87	H	North Dakota	77 85		
				93	A	Missouri	52 89					347	H	UMKC	71 48		
												218	A	Fla. Atlantic	88 90		
												334	A	Chicago St.	90 55		

Non-Div I Games: Eureka 91 50 William Woods 89 42

Western Ill.

Loss, Non-Conf, S Site, H Home A Away N Neutral

Average RPI Win:	185	WON-LOST	WINNING	LAST 10	STRENGTH OF	OPP. STRENGTH	TEAM	ADJ.	CONF.	ADJ CONF.
Average RPI Loss:	26	RECORD	PCT. RANK	GAMES	SCHEDULE	OF SCHEDULE	RPI	RPI	RPI	RPI
DIV. I ONLY	10- 2	31	8- 2	58	175	19	19	22	22	
DIV. I NON-CONF.	10- 2	32	10- 2	64	173	19	19	23	23	
TOTALS	RPI 1-25	RPI 26-50	W-L RECORDS	RPI 51-100	RPI 101-150	RPI 150+				
10- 2	0- 1	1- 1	OVERALL	1- 0	2- 0	6- 0				
6- 0	0- 0	0- 0	HOME	0- 0	1- 0	5- 0				
3- 2	0- 1	0- 1	AWAY	1- 0	1- 0	1- 0				
1- 0	0- 0	1- 0	NEUTRAL	0- 0	0- 0	0- 0				
10- 2	0- 1	1- 1	NON-CONFERENCE	1- 0	2- 0	6- 0				
6- 0	0- 0	0- 0	HOME	0- 0	1- 0	5- 0				
3- 2	0- 1	0- 1	AWAY	1- 0	1- 0	1- 0				
1- 0	0- 0	1- 0	NEUTRAL	0- 0	0- 0	0- 0				
0- 0	0- 0	0- 0	CONFERENCE	0- 0	0- 0	0- 0				
0- 0	0- 0	0- 0	HOME	0- 0	0- 0	0- 0				
0- 0	0- 0	0- 0	AWAY	0- 0	0- 0	0- 0				
0- 0	0- 0	0- 0	NEUTRAL	0- 0	0- 0	0- 0				

RPI 1-25				RPI 26-50				RPI 51-100				RPI 101+			
RPI	S	Opponent	Score	RPI	S	Opponent	Score	RPI	S	Opponent	Score	RPI	S	Opponent	Score
16	A	Louisville	67 89	35	A	Mississippi St.	77 88	62	A	Colorado	79 78	110	A	Hofstra	70 65
				38	N	Tulane	69 64					111	H	Albany (NY)	63 54
												166	H	Ole Miss	98 69
												182	H	Ball St.	84 59
												260	H	Central Ark.	93 57
												284	A	Austin Peay	91 68
												306	H	Alabama St.	93 54
												335	H	Alabama A&M	96 44
LAST 12 Division I GAMES:															
182	H	Ball St.	84 59	110	A	Hofstra	70 65								
284	A	Austin Peay	91 68	38	N	Tulane	69 64								
306	H	Alabama St.	93 54	16	A	Louisville	67 89								
166	H	Ole Miss	98 69	35	A	Mississippi St.	77 88								
335	H	Alabama A&M	96 44	111	H	Albany (NY)	63 54								
260	H	Central Ark.	93 57	62	A	Colorado	79 78								

Non-Div I Games:

Western Ky.

■ Loss,
■ Non-Conf, S Site,
■ Home
■ Away
N Neutral

Average RPI Win:	266	WON-LOST	WINNING	LAST 10	STRENGTH OF	OPP. STRENGTH	TEAM	ADJ.	CONF.	ADJ CONF.
Average RPI Loss:	85	RECORD	PCT. RANK	GAMES	SCHEDULE	OF SCHEDULE	RPI	RPI	RPI	RPI
DIV. I ONLY	4- 4	153	4- 4	221	114	133	133	15	15	
DIV. I NON-CONF.	4- 4	152	4- 4	222	113	133	133	15	15	
TOTALS	RPI 1-25	RPI 26-50	W-L RECORDS	RPI 51-100	RPI 101-150	RPI 150+				
4- 4	0- 1	0- 2	OVERALL	0- 0	0- 0	4- 1				
2- 0	0- 0	0- 0	HOME	0- 0	0- 0	2- 0				
2- 4	0- 1	0- 2	AWAY	0- 0	0- 0	2- 1				
0- 0	0- 0	0- 0	NEUTRAL	0- 0	0- 0	0- 0				
4- 4	0- 1	0- 2	NON-CONFERENCE	0- 0	0- 0	4- 1				
2- 0	0- 0	0- 0	HOME	0- 0	0- 0	2- 0				
2- 4	0- 1	0- 2	AWAY	0- 0	0- 0	2- 1				
0- 0	0- 0	0- 0	NEUTRAL	0- 0	0- 0	0- 0				
0- 0	0- 0	0- 0	CONFERENCE	0- 0	0- 0	0- 0				
0- 0	0- 0	0- 0	HOME	0- 0	0- 0	0- 0				
0- 0	0- 0	0- 0	AWAY	0- 0	0- 0	0- 0				
0- 0	0- 0	0- 0	NEUTRAL	0- 0	0- 0	0- 0				

RPI 1-25				RPI 26-50				RPI 51-100				RPI 101+ Team's RPI: 133			
RPI	S	Opponent	Score	RPI	S	Opponent	Score	RPI	S	Opponent	Score	RPI	S	Opponent	Score
9	A	Green Bay	55 70	43	A	Ohio St.	46 83					162	H	Massachusetts	63 41
				44	A	Michigan	47 74					242	A	Stony Brook	55 59
												255	A	Detroit	71 57
												311	H	North Dakota St.	74 59
												334	A	Chicago St.	73 43
LAST 12 Division I GAMES:															
242	A	Stony Brook	55 59	44	A	Michigan	47 74								
255	A	Detroit	71 57	311	H	North Dakota St.	74 59								
43	A	Ohio St.	46 83	162	H	Massachusetts	63 41								
9	A	Green Bay	55 70												
334	A	Chicago St.	73 43												

Non-Div I Games: Kentucky St. 70 45 Trine 81 45

Western Mich.

Average RPI Win:	161	WON-LOST	WINNING	LAST 10	STRENGTH OF	OPP. STRENGTH	TEAM	ADJ.	CONF.	ADJ CONF.
Average RPI Loss:	55	RECORD	PCT. RANK	GAMES	SCHEDULE	OF SCHEDULE	RPI	RPI	RPI	RPI
DIV. I ONLY	9- 3	57	2- 0	101	12	49	49	16	16	
DIV. I NON-CONF.	9- 3	58	2- 0	104	12	49	49	16	16	
TOTALS	RPI 1-25	RPI 26-50	W-L RECORDS	RPI 51-100	RPI 101-150	RPI 150+				
9- 3	0- 2	2- 0	OVERALL	2- 0	1- 1	4- 0				
7- 0	0- 0	1- 0	HOME	1- 0	1- 0	4- 0				
0- 2	0- 1	0- 0	AWAY	0- 0	0- 1	0- 0				
2- 1	0- 1	1- 0	NEUTRAL	1- 0	0- 0	0- 0				
9- 3	0- 2	2- 0	NON-CONFERENCE	2- 0	1- 1	4- 0				
7- 0	0- 0	1- 0	HOME	1- 0	1- 0	4- 0				
0- 2	0- 1	0- 0	AWAY	0- 0	0- 1	0- 0				
2- 1	0- 1	1- 0	NEUTRAL	1- 0	0- 0	0- 0				
0- 0	0- 0	0- 0	CONFERENCE	0- 0	0- 0	0- 0				
0- 0	0- 0	0- 0	HOME	0- 0	0- 0	0- 0				
0- 0	0- 0	0- 0	AWAY	0- 0	0- 0	0- 0				
0- 0	0- 0	0- 0	NEUTRAL	0- 0	0- 0	0- 0				

RPI 1-25				RPI 26-50				Team's RPI: 49				RPI 51-100				RPI 101+			
RPI	S	Opponent	Score	RPI	S	Opponent	Score	RPI	S	Opponent	Score	RPI	S	Opponent	Score	RPI	S	Opponent	Score
12	A	Tennessee	51 54	43	N	Ohio St.	70 55	63	H	Kansas St.	51 48	130	H	Winthrop	66 20				
22	N	FGCU	39 56	50	H	Creighton	65 56	96	N	Clemson	63 48	131	A	Eastern Wash.	58 86				
												190	H	Texas-Arlington	71 61				
												276	H	Ark.-Pine Bluff	55 26				
												299	H	La.-Monroe	57 42				
												305	H	Sam Houston St.	70 46				
LAST 12 Division I GAMES:																			
130	H	Winthrop	66 20	190	H	Texas-Arlington	71 61												
299	H	La.-Monroe	57 42	276	H	Ark.-Pine Bluff	55 26												
12	A	Tennessee	51 54	305	H	Sam Houston St.	70 46												
63	H	Kansas St.	51 48	22	N	FGCU	39 56												
96	N	Clemson	63 48	131	A	Eastern Wash.	58 86												
43	N	Ohio St.	70 55	50	H	Creighton	65 56												

Non-Div I Games:

Wichita St.

William & Mary

Through Games Of Dec. 28, 2014

Average RPI Win:	263	WON-LOST	WINNING	LAST 10	STRENGTH OF	OPP. STRENGTH	TEAM	ADJ.	CONF.	ADJ CONF.
Average RPI Loss:	123	RECORD	PCT. RANK	GAMES	SCHEDULE	OF SCHEDULE	RPI	RPI	RPI	RPI
DIV. I ONLY	6- 5	146	5- 5	223	291	177	177	11	11	
DIV. I NON-CONF.	6- 5	147	6- 5	224	292	178	178	11	11	
TOTALS	RPI 1-25	RPI 26-50	W-L RECORDS	RPI 51-100	RPI 101-150	RPI 150+				
6- 5	0- 0	0- 0	OVERALL	0- 2	1- 2	5- 1				
3- 2	0- 0	0- 0	HOME	0- 1	1- 1	2- 0				
3- 3	0- 0	0- 0	AWAY	0- 1	0- 1	3- 1				
0- 0	0- 0	0- 0	NEUTRAL	0- 0	0- 0	0- 0				
6- 5	0- 0	0- 0	NON-CONFERENCE	0- 2	1- 2	5- 1				
3- 2	0- 0	0- 0	HOME	0- 1	1- 1	2- 0				
3- 3	0- 0	0- 0	AWAY	0- 1	0- 1	3- 1				
0- 0	0- 0	0- 0	NEUTRAL	0- 0	0- 0	0- 0				
0- 0	0- 0	0- 0	CONFERENCE	0- 0	0- 0	0- 0				
0- 0	0- 0	0- 0	HOME	0- 0	0- 0	0- 0				
0- 0	0- 0	0- 0	AWAY	0- 0	0- 0	0- 0				
0- 0	0- 0	0- 0	NEUTRAL	0- 0	0- 0	0- 0				

RPI 1-25				RPI 26-50				RPI 51-100				RPI 101+				Team's RPI: 177	
RPI	S	Opponent	Score	RPI	S	Opponent	Score	RPI	S	Opponent	Score	RPI	S	Opponent	Score		
								88	A	Old Dominion	58	65	117	H	Richmond	56	59
								94	H	Maine	51	54	124	H	VCU	56	48
													147	A	High Point	80	87
													168	A	La Salle	71	78
													219	A	N.C. A&T	59	57
													244	A	Radford	81	71
													320	H	Loyola Maryland	72	71
													329	H	Longwood	90	55
													342	A	Wofford	71	51
LAST 12 Division I GAMES:																	
				168	A	La Salle	71	78					117	H	Richmond	56	59
				244	A	Radford	81	71					94	H	Maine	51	54
				329	H	Longwood	90	55					342	A	Wofford	71	51
				124	H	VCU	56	48					88	A	Old Dominion	58	65
				147	A	High Point	80	87					320	H	Loyola Maryland	72	71
				219	A	N.C. A&T	59	57									

Non-Div I Games:

William & Mary

Loss, Non-Conf, S Site, H Home A Away N Neutral

Winthrop

Through Games Of Dec. 28, 2014

Average RPI Win:	218	WON-LOST	WINNING	LAST 10	STRENGTH OF	OPP. STRENGTH	TEAM	ADJ.	CONF.	ADJ CONF.
Average RPI Loss:	91	RECORD	PCT. RANK	GAMES	SCHEDULE	OF SCHEDULE	RPI	RPI	RPI	RPI
DIV. I ONLY	4- 5	187	4- 5	61	177	130	130	30	30	
DIV. I NON-CONF.	3- 5	212	3- 5	57	95	132	132	30	30	
TOTALS	RPI 1-25	RPI 26-50	W-L RECORDS	RPI 51-100	RPI 101-150	RPI 150+				
4- 5	0- 1	0- 2	OVERALL	1- 1	0- 0	3- 1				
3- 1	0- 0	0- 0	HOME	1- 1	0- 0	2- 0				
1- 3	0- 1	0- 2	AWAY	0- 0	0- 0	1- 0				
0- 1	0- 0	0- 0	NEUTRAL	0- 0	0- 0	0- 1				
3- 5	0- 1	0- 2	NON-CONFERENCE	1- 1	0- 0	2- 1				
2- 1	0- 0	0- 0	HOME	1- 1	0- 0	1- 0				
1- 3	0- 1	0- 2	AWAY	0- 0	0- 0	1- 0				
0- 1	0- 0	0- 0	NEUTRAL	0- 0	0- 0	0- 1				
1- 0	0- 0	0- 0	CONFERENCE	0- 0	0- 0	1- 0				
1- 0	0- 0	0- 0	HOME	0- 0	0- 0	1- 0				
0- 0	0- 0	0- 0	AWAY	0- 0	0- 0	0- 0				
0- 0	0- 0	0- 0	NEUTRAL	0- 0	0- 0	0- 0				

RPI 1-25				RPI 26-50				RPI 51-100				RPI 101+ Team's RPI: 130			
RPI	S	Opponent	Score	RPI	S	Opponent	Score	RPI	S	Opponent	Score	RPI	S	Opponent	Score
12	A	Tennessee	48 81	43	A	Ohio St.	52 66	61	H	Auburn	56 54	171	H	Davidson	75 60
				49	A	Wichita St.	20 66	71	H	Furman	55 73	278	N	George Mason	57 69
												312	H	Campbell	61 59
												327	A	N.C. Central	71 63
LAST 12 Division I GAMES:															
312	H	Campbell	61 59	49	A	Wichita St.	20 66	278	N	George Mason	57 69	171	H	Davidson	75 60
61	H	Auburn	56 54	71	H	Furman	55 73	43	A	Ohio St.	52 66				
327	A	N.C. Central	71 63												
12	A	Tennessee	48 81												
71	H	Furman	55 73												

Non-Div I Games: Gallaudet 117 43

Winthrop

■ Loss,
 ■ Non-Conf,
 S Site,
 ■ Home
 ■ Away
 N Neutral

Average RPI Win:	188	WON-LOST	WINNING	LAST 10	STRENGTH OF	OPP. STRENGTH	TEAM	ADJ.	CONF.	ADJ CONF.
Average RPI Loss:	69	RECORD	PCT. RANK	GAMES	SCHEDULE	OF SCHEDULE	RPI	RPI	RPI	RPI
DIV. I ONLY	5- 6	180	4- 6	71	43	116	116	1	1	
DIV. I NON-CONF.	4- 6	200	4- 6	94	63	152	152	1	1	
TOTALS	RPI 1-25	RPI 26-50	W-L RECORDS	RPI 51-100	RPI 101-150	RPI 150+				
5- 6	0- 2	1- 0	OVERALL	0- 2	0- 2	4- 0				
4- 1	0- 0	1- 0	HOME	0- 1	0- 0	3- 0				
1- 3	0- 1	0- 0	AWAY	0- 0	0- 2	1- 0				
0- 2	0- 1	0- 0	NEUTRAL	0- 1	0- 0	0- 0				
4- 6	0- 2	0- 0	NON-CONFERENCE	0- 2	0- 2	4- 0				
3- 1	0- 0	0- 0	HOME	0- 1	0- 0	3- 0				
1- 3	0- 1	0- 0	AWAY	0- 0	0- 2	1- 0				
0- 2	0- 1	0- 0	NEUTRAL	0- 1	0- 0	0- 0				
1- 0	0- 0	1- 0	CONFERENCE	0- 0	0- 0	0- 0				
1- 0	0- 0	1- 0	HOME	0- 0	0- 0	0- 0				
0- 0	0- 0	0- 0	AWAY	0- 0	0- 0	0- 0				
0- 0	0- 0	0- 0	NEUTRAL	0- 0	0- 0	0- 0				

RPI 1-25				RPI 26-50				RPI 51-100				RPI 101+ Team's RPI: 116			
RPI	S	Opponent	Score	RPI	S	Opponent	Score	RPI	S	Opponent	Score	RPI	S	Opponent	Score
9	A	Green Bay	43 53	44	H	Michigan	63 53	53	H	Vanderbilt	58 67	128	A	Drake	77 89
11	N	South Carolina	44 67					79	N	East Carolina	43 61	134	A	Miami (FL)	54 66
												183	H	Marquette	89 64
												192	A	Florida	51 48
												201	H	Oral Roberts	70 52
												318	H	Illinois St.	71 60
LAST 12 Division I GAMES:															
44	H	Michigan	63 53	201	H	Oral Roberts	70 52								
11	N	South Carolina	44 67	9	A	Green Bay	43 53								
128	A	Drake	77 89	192	A	Florida	51 48								
53	H	Vanderbilt	58 67	183	H	Marquette	89 64								
318	H	Illinois St.	71 60	134	A	Miami (FL)	54 66								
				79	N	East Carolina	43 61								

Non-Div I Games:

Wisconsin

Average RPI Win:	346	WON-LOST	WINNING	LAST 10	STRENGTH OF	OPP. STRENGTH	TEAM	ADJ.	CONF.	ADJ CONF.
Average RPI Loss:	208	RECORD	PCT. RANK	GAMES	SCHEDULE	OF SCHEDULE	RPI	RPI	RPI	RPI
DIV. I ONLY	2- 9	302	2- 7	313	341	342	342	17	17	
DIV. I NON-CONF.	2- 9	299	2- 9	316	342	340	340	18	18	
TOTALS	RPI 1-25	RPI 26-50	W-L RECORDS	RPI 51-100	RPI 101-150	RPI 150+				
2- 9	0- 0	0- 0	OVERALL	0- 0	0- 3	2- 6				
1- 3	0- 0	0- 0	HOME	0- 0	0- 0	1- 3				
1- 5	0- 0	0- 0	AWAY	0- 0	0- 3	1- 2				
0- 1	0- 0	0- 0	NEUTRAL	0- 0	0- 0	0- 1				
2- 9	0- 0	0- 0	NON-CONFERENCE	0- 0	0- 3	2- 6				
1- 3	0- 0	0- 0	HOME	0- 0	0- 0	1- 3				
1- 5	0- 0	0- 0	AWAY	0- 0	0- 3	1- 2				
0- 1	0- 0	0- 0	NEUTRAL	0- 0	0- 0	0- 1				
0- 0	0- 0	0- 0	CONFERENCE	0- 0	0- 0	0- 0				
0- 0	0- 0	0- 0	HOME	0- 0	0- 0	0- 0				
0- 0	0- 0	0- 0	AWAY	0- 0	0- 0	0- 0				
0- 0	0- 0	0- 0	NEUTRAL	0- 0	0- 0	0- 0				

RPI 1-25			RPI 26-50			RPI 51-100			RPI 101+			Team's RPI: 342
RPI	S	Opponent	Score	RPI	S	Opponent	Score	RPI	S	Opponent	Score	
								104	A	Ohio	37	84
								123	A	Jacksonville St.	55	70
								136	A	Xavier	51	75
								165	A	North Florida	60	68
								177	H	William & Mary	51	71
								244	A	Radford	59	60
								279	H	South Carolina St.	53	59
								321	H	Gardner-Webb	60	65
								322	N	FIU	75	83
								343	A	UNC Asheville	70	52
								349	H	Charleston So.	55	48
LAST 12 Division I GAMES:												
322	N	FIU	75	83	177	H	William & Mary	51	71			
165	A	North Florida	60	68	244	A	Radford	59	60			
349	H	Charleston So.	55	48	343	A	UNC Asheville	70	52			
104	A	Ohio	37	84	279	H	South Carolina St.	53	59			
136	A	Xavier	51	75	321	H	Gardner-Webb	60	65			
					123	A	Jacksonville St.	55	70			

Non-Div I Games: Montreat 87 36

Wofford

Average RPI Win:	280	WON-LOST	WINNING	LAST 10	STRENGTH OF	OPP. STRENGTH	TEAM	ADJ.	CONF.	ADJ CONF.
Average RPI Loss:	83	RECORD	PCT. RANK	GAMES	SCHEDULE	OF SCHEDULE	RPI	RPI	RPI	RPI
DIV. I ONLY	7- 3	76	0- 0	335	97	185	185	13	13	
DIV. I NON-CONF.	7- 3	82	0- 0	337	100	188	188	13	13	
TOTALS	RPI 1-25	RPI 26-50	W-L RECORDS	RPI 51-100	RPI 101-150	RPI 150+				
7- 3	0- 1	0- 1	OVERALL	0- 0	1- 0	6- 1				
3- 1	0- 1	0- 0	HOME	0- 0	1- 0	2- 0				
2- 2	0- 0	0- 1	AWAY	0- 0	0- 0	2- 1				
2- 0	0- 0	0- 0	NEUTRAL	0- 0	0- 0	2- 0				
7- 3	0- 1	0- 1	NON-CONFERENCE	0- 0	1- 0	6- 1				
3- 1	0- 1	0- 0	HOME	0- 0	1- 0	2- 0				
2- 2	0- 0	0- 1	AWAY	0- 0	0- 0	2- 1				
2- 0	0- 0	0- 0	NEUTRAL	0- 0	0- 0	2- 0				
0- 0	0- 0	0- 0	CONFERENCE	0- 0	0- 0	0- 0				
0- 0	0- 0	0- 0	HOME	0- 0	0- 0	0- 0				
0- 0	0- 0	0- 0	AWAY	0- 0	0- 0	0- 0				
0- 0	0- 0	0- 0	NEUTRAL	0- 0	0- 0	0- 0				

RPI 1-25				RPI 26-50				RPI 51-100				RPI 101+ Team's RPI: 185			
RPI	S	Opponent	Score	RPI	S	Opponent	Score	RPI	S	Opponent	Score	RPI	S	Opponent	Score
5	H	Dayton	76 79	40	A	Purdue	46 70					125	H	Southern Ill.	70 50
												203	A	Butler	49 57
												266	N	UC Irvine	80 42
												284	A	Austin Peay	85 73
												298	A	Lipscomb	79 66
												310	H	Murray St.	75 68
												336	H	Lamar	82 61
												340	N	Denver	72 63
LAST 12 Division I GAMES:															
				40	A	Purdue	46 70	336	H	Lamar	82 61				
				266	N	UC Irvine	80 42	203	A	Butler	49 57				
				340	N	Denver	72 63	5	H	Dayton	76 79				
				284	A	Austin Peay	85 73	125	H	Southern Ill.	70 50				
								310	H	Murray St.	75 68				
								298	A	Lipscomb	79 66				

Non-Div I Games: Otterbein 104 51

Wright St.

Average RPI Win:	283	WON-LOST	WINNING	LAST 10	STRENGTH OF	OPP. STRENGTH	TEAM	ADJ.	CONF.	ADJ CONF.
Average RPI Loss:	82	RECORD	PCT. RANK	GAMES	SCHEDULE	OF SCHEDULE	RPI	RPI	RPI	RPI
DIV. I ONLY	3- 5	217	3- 5	219	137	236	236	19	19	
DIV. I NON-CONF.	3- 5	212	3- 5	220	136	239	239	20	20	
TOTALS	RPI 1-25	RPI 26-50	W-L RECORDS	RPI 51-100	RPI 101-150	RPI 150+				
3- 5	0- 0	0- 1	OVERALL	0- 3	0- 1	3- 0				
1- 2	0- 0	0- 1	HOME	0- 1	0- 0	1- 0				
1- 2	0- 0	0- 0	AWAY	0- 1	0- 1	1- 0				
1- 1	0- 0	0- 0	NEUTRAL	0- 1	0- 0	1- 0				
3- 5	0- 0	0- 1	NON-CONFERENCE	0- 3	0- 1	3- 0				
1- 2	0- 0	0- 1	HOME	0- 1	0- 0	1- 0				
1- 2	0- 0	0- 0	AWAY	0- 1	0- 1	1- 0				
1- 1	0- 0	0- 0	NEUTRAL	0- 1	0- 0	1- 0				
0- 0	0- 0	0- 0	CONFERENCE	0- 0	0- 0	0- 0				
0- 0	0- 0	0- 0	HOME	0- 0	0- 0	0- 0				
0- 0	0- 0	0- 0	AWAY	0- 0	0- 0	0- 0				
0- 0	0- 0	0- 0	NEUTRAL	0- 0	0- 0	0- 0				

RPI 1-25				RPI 26-50				RPI 51-100				RPI 101+ Team's RPI: 236			
RPI	S	Opponent	Score	RPI	S	Opponent	Score	RPI	S	Opponent	Score	RPI	S	Opponent	Score
				48	H	Gonzaga	56 70	62	A	Colorado	71 76	120	A	Montana St.	52 79
								89	N	Iowa St.	63 84	199	A	Montana	60 54
								92	H	Idaho	66 77	309	N	Howard	67 53
												340	H	Denver	82 41
LAST 12 Division I GAMES:															
				62	A	Colorado	71 76	89	N	Iowa St.	63 84				
				48	H	Gonzaga	56 70	92	H	Idaho	66 77				
				120	A	Montana St.	52 79	340	H	Denver	82 41				
				199	A	Montana	60 54								
				309	N	Howard	67 53								

Non-Div I Games: Western St. 104 29 South Dakota Mines 77 41

Wyoming

Average RPI Win:	256	WON-LOST	WINNING	LAST 10	STRENGTH OF	OPP. STRENGTH	TEAM	ADJ.	CONF.	ADJ CONF.
Average RPI Loss:	60	RECORD	PCT. RANK	GAMES	SCHEDULE	OF SCHEDULE	RPI	RPI	RPI	RPI
DIV. I ONLY	8- 4	89	6- 4	263	132	136	136	7	7	
DIV. I NON-CONF.	8- 3	71	8- 3	306	144	155	155	7	7	
TOTALS	RPI 1-25	RPI 26-50	W-L RECORDS	RPI 51-100	RPI 101-150	RPI 150+				
8- 4	0- 1	0- 1	OVERALL	0- 1	0- 1	8- 0				
6- 1	0- 0	0- 0	HOME	0- 0	0- 1	6- 0				
2- 3	0- 1	0- 1	AWAY	0- 1	0- 0	2- 0				
0- 0	0- 0	0- 0	NEUTRAL	0- 0	0- 0	0- 0				
8- 3	0- 1	0- 0	NON-CONFERENCE	0- 1	0- 1	8- 0				
6- 1	0- 0	0- 0	HOME	0- 0	0- 1	6- 0				
2- 2	0- 1	0- 0	AWAY	0- 1	0- 0	2- 0				
0- 0	0- 0	0- 0	NEUTRAL	0- 0	0- 0	0- 0				
0- 1	0- 0	0- 1	CONFERENCE	0- 0	0- 0	0- 0				
0- 0	0- 0	0- 0	HOME	0- 0	0- 0	0- 0				
0- 1	0- 0	0- 1	AWAY	0- 0	0- 0	0- 0				
0- 0	0- 0	0- 0	NEUTRAL	0- 0	0- 0	0- 0				

RPI 1-25				RPI 26-50				RPI 51-100				RPI 101+ Team's RPI: 136			
RPI	S	Opponent	Score	RPI	S	Opponent	Score	RPI	S	Opponent	Score	RPI	S	Opponent	Score
25	A	Middle Tenn.	68 90	31	A	St. John's (NY)	42 65	56	A	Kennesaw St.	60 61	127	H	Virginia	62 71
												175	H	Presbyterian	45 43
												193	H	Robert Morris	70 65
												197	H	Monmouth	61 45
												276	H	Ark.-Pine Bluff	89 52
												283	A	Cincinnati	72 71
												285	A	Binghamton	89 71
												298	H	Lipscomb	62 38
												342	H	Wofford	75 51
LAST 12 Division I GAMES:															
197	H	Monmouth	61 45	56	A	Kennesaw St.	60 61	298	H	Lipscomb	62 38				
25	A	Middle Tenn.	68 90	283	A	Cincinnati	72 71	127	H	Virginia	62 71				
31	A	St. John's (NY)	42 65	276	H	Ark.-Pine Bluff	89 52	342	H	Wofford	75 51				
193	H	Robert Morris	70 65												
175	H	Presbyterian	45 43												
285	A	Binghamton	89 71												

Non-Div I Games:

Xavier

Average RPI Win:	256	WON-LOST	WINNING	LAST 10	STRENGTH OF	OPP. STRENGTH	TEAM	ADJ.	CONF.	ADJ CONF.
Average RPI Loss:	77	RECORD	PCT. RANK	GAMES	SCHEDULE	OF SCHEDULE	RPI	RPI	RPI	RPI
DIV. I ONLY	4- 6	205	4- 5	73	167	145	145	10	10	
DIV. I NON-CONF.	4- 6	200	4- 6	79	167	146	146	10	10	
TOTALS	RPI 1-25	RPI 26-50	W-L RECORDS	RPI 51-100	RPI 101-150	RPI 150+				
4- 6	0- 2	0- 1	OVERALL	0- 1	0- 1	4- 1				
3- 1	0- 0	0- 1	HOME	0- 0	0- 0	3- 0				
1- 4	0- 2	0- 0	AWAY	0- 1	0- 0	1- 1				
0- 1	0- 0	0- 0	NEUTRAL	0- 0	0- 1	0- 0				
4- 6	0- 2	0- 1	NON-CONFERENCE	0- 1	0- 1	4- 1				
3- 1	0- 0	0- 1	HOME	0- 0	0- 0	3- 0				
1- 4	0- 2	0- 0	AWAY	0- 1	0- 0	1- 1				
0- 1	0- 0	0- 0	NEUTRAL	0- 0	0- 1	0- 0				
0- 0	0- 0	0- 0	CONFERENCE	0- 0	0- 0	0- 0				
0- 0	0- 0	0- 0	HOME	0- 0	0- 0	0- 0				
0- 0	0- 0	0- 0	AWAY	0- 0	0- 0	0- 0				
0- 0	0- 0	0- 0	NEUTRAL	0- 0	0- 0	0- 0				

RPI 1-25				RPI 26-50				RPI 51-100				RPI 101+ Team's RPI: 145			
RPI	S	Opponent	Score	RPI	S	Opponent	Score	RPI	S	Opponent	Score	RPI	S	Opponent	Score
10	A	Arizona St.	51 69	31	H	St. John's (NY)	50 61	95	A	Bucknell	66 73	113	N	Boise St.	53 59
24	A	Washington	51 81									189	A	UMass Lowell	72 80
												197	H	Monmouth	62 58
												247	H	Holy Cross	83 70
												275	H	Boston U.	66 59
												303	A	Wagner	90 65
LAST 12 Division I GAMES:															
189	A	UMass Lowell	72 80	10	A	Arizona St.	51 69								
275	H	Boston U.	66 59	95	A	Bucknell	66 73								
197	H	Monmouth	62 58	303	A	Wagner	90 65								
113	N	Boise St.	53 59	31	H	St. John's (NY)	50 61								
24	A	Washington	51 81												
247	H	Holy Cross	83 70												

Non-Div I Games: Alas. Anchorage 63 72

Yale

Average RPI Win:	212	WON-LOST	WINNING	LAST 10	STRENGTH OF	OPP. STRENGTH	TEAM	ADJ.	CONF.	ADJ CONF.
Average RPI Loss:	36	RECORD	PCT. RANK	GAMES	SCHEDULE	OF SCHEDULE	RPI	RPI	RPI	RPI
DIV. I ONLY	8- 1	27	7- 1	265	112	59	59	13	13	
DIV. I NON-CONF.	8- 1	26	8- 1	262	112	60	60	13	13	
TOTALS	RPI 1-25	RPI 26-50	W-L RECORDS	RPI 51-100	RPI 101-150	RPI 150+				
8- 1	0- 0	0- 1	OVERALL	1- 0	0- 0	7- 0				
2- 0	0- 0	0- 0	HOME	1- 0	0- 0	1- 0				
5- 1	0- 0	0- 1	AWAY	0- 0	0- 0	5- 0				
1- 0	0- 0	0- 0	NEUTRAL	0- 0	0- 0	1- 0				
8- 1	0- 0	0- 1	NON-CONFERENCE	1- 0	0- 0	7- 0				
2- 0	0- 0	0- 0	HOME	1- 0	0- 0	1- 0				
5- 1	0- 0	0- 1	AWAY	0- 0	0- 0	5- 0				
1- 0	0- 0	0- 0	NEUTRAL	0- 0	0- 0	1- 0				
0- 0	0- 0	0- 0	CONFERENCE	0- 0	0- 0	0- 0				
0- 0	0- 0	0- 0	HOME	0- 0	0- 0	0- 0				
0- 0	0- 0	0- 0	AWAY	0- 0	0- 0	0- 0				
0- 0	0- 0	0- 0	NEUTRAL	0- 0	0- 0	0- 0				

RPI 1-25			RPI 26-50			RPI 51-100			Team's RPI: 59	RPI 101+		
RPI	S	Opponent	Score	RPI	S	Opponent	Score	RPI	S	Opponent	Score	
				36	A	Pittsburgh	52 78	95	H	Bucknell	69 54	193 A Robert Morris 73 65
												195 H Niagara 83 61
												206 N Nicholls St. 51 50
												226 A Tennessee St. 73 66
												244 A Radford 70 44
												246 A Canisius 80 48
												292 A Kent St. 68 49
LAST 12 Division I GAMES:												
				95	H	Bucknell	69 54	36	A	Pittsburgh	52 78	
				244	A	Radford	70 44	193	A	Robert Morris	73 65	
				292	A	Kent St.	68 49	246	A	Canisius	80 48	
				195	H	Niagara	83 61	226	A	Tennessee St.	73 66	
								206	N	Nicholls St.	51 50	

Non-Div I Games: Oberlin 92 43 Ohio Valley 84 33

Youngstown St.