

Average RPI Win:	330	WON-LOST	WINNING	LAST 10	STRENGTH OF	OPP. STRENGTH	TEAM	ADJ.	CONF.	ADJ CONF.
Average RPI Loss:	209	RECORD	PCT. RANK	GAMES	SCHEDULE	OF SCHEDULE	RPI	RPI	RPI	RPI

DIV. I ONLY	2- 5	262	5-5	326	325	333	333	23	23
DIV. I NON-CONF.	2- 5	262	0- 0	326	323	333	333	23	23
TOTALS	RPI 1-25	RPI 26-50	W-L RECORDS	RPI 51-100	RPI 101-150	RPI 150+			
2- 5	0- 0	0- 0	OVERALL	0- 0	0- 0	2- 5			
0- 3	0- 0	0- 0	HOME	0- 0	0- 0	0- 3			
1- 1	0- 0	0- 0	AWAY	0- 0	0- 0	1- 1			
1- 1	0- 0	0- 0	NEUTRAL	0- 0	0- 0	1- 1			
2- 5	0- 0	0- 0	NON-CONFERENCE	0- 0	0- 0	2- 5			
0- 3	0- 0	0- 0	HOME	0- 0	0- 0	0- 3			
1- 1	0- 0	0- 0	AWAY	0- 0	0- 0	1- 1			
1- 1	0- 0	0- 0	NEUTRAL	0- 0	0- 0	1- 1			
0- 0	0- 0	0- 0	CONFERENCE	0- 0	0- 0	0- 0			
0- 0	0- 0	0- 0	HOME	0- 0	0- 0	0- 0			
0- 0	0- 0	0- 0	AWAY	0- 0	0- 0	0- 0			
0- 0	0- 0	0- 0	NEUTRAL	0- 0	0- 0	0- 0			

RPI 1-25				RPI 26-50				RPI 51-100				RPI 101+ Team's RPI: 333			
RPI	S	Opponent	Score	RPI	S	Opponent	Score	RPI	S	Opponent	Score	RPI	S	Opponent	Score
												167	H	New Mexico St.	65 67
												176	N	Prairie View	59 67
												181	H	Texas St.	53 60
												193	A	Texas Tech	61 78
												328	A	UTRGV	59 49
												328	H	UTRGV	57 70
												332	N	Louisiana	64 63
LAST 12 Division I GAMES:															
				167	H	New Mexico St.	65 67	328	A	UTRGV	59 49				
				328	H	UTRGV	57 70								
				176	N	Prairie View	59 67								
				332	N	Louisiana	64 63								
				181	H	Texas St.	53 60								
				193	A	Texas Tech	61 78								

Non-Div I Games: UNKNOWN 78 40 Schreiner 64 34 Tex. A&M Int'l 84 36 Texas Lutheran 73 49 A&M-Corpus Christi

Average RPI Win:	229	WON-LOST	WINNING	LAST 10	STRENGTH OF	OPP. STRENGTH	TEAM	ADJ.	CONF.	ADJ CONF.
Average RPI Loss:	110	RECORD	PCT. RANK	GAMES	SCHEDULE	OF SCHEDULE	RPI	RPI	RPI	RPI

DIV. I ONLY	3- 3	157	7-3	207	134	151	151	23	23
DIV. I NON-CONF.	3- 3	157	0- 1	206	133	151	151	23	23

TOTALS	RPI 1-25	RPI 26-50	W-L RECORDS	RPI 51-100	RPI 101-150	RPI 150+			
3- 3	0- 0	0- 1	OVERALL	0- 0	0- 1	3- 1			
0- 1	0- 0	0- 1	HOME	0- 0	0- 0	0- 0			
2- 2	0- 0	0- 0	AWAY	0- 0	0- 1	2- 1			
1- 0	0- 0	0- 0	NEUTRAL	0- 0	0- 0	1- 0			
3- 3	0- 0	0- 1	NON-CONFERENCE	0- 0	0- 1	3- 1			
0- 1	0- 0	0- 1	HOME	0- 0	0- 0	0- 0			
2- 2	0- 0	0- 0	AWAY	0- 0	0- 1	2- 1			
1- 0	0- 0	0- 0	NEUTRAL	0- 0	0- 0	1- 0			
0- 0	0- 0	0- 0	CONFERENCE	0- 0	0- 0	0- 0			
0- 0	0- 0	0- 0	HOME	0- 0	0- 0	0- 0			
0- 0	0- 0	0- 0	AWAY	0- 0	0- 0	0- 0			
0- 0	0- 0	0- 0	NEUTRAL	0- 0	0- 0	0- 0			

RPI 1-25	RPI 26-50	RPI 51-100	RPI 101+	Team's RPI: 151
RPI S Opponent Score	RPI S Opponent Score	RPI S Opponent Score	RPI S Opponent Score	
	50 H Arkansas 68 80		115 A FGCU 65 81	
			166 A Tul sa 63 75	
			167 A New Mexico St. 58 46	
			206 N Texas Southern 81 39	
			315 A UTEP 70 69	
LAST 12 Division I GAMES:				
	167 A New Mexico St. 58 46	115 A FGCU 65 81		
		50 H Arkansas 68 80		
		166 A Tul sa 63 75		
		315 A UTEP 70 69		
		206 N Texas Southern 81 39		

Non-Div I Games: Eastern N.M. 78 46 Howard Payne 98 43 Southwest (NM) 90 47 Schreiner 90 43 Abilene Christian

Average RPI	Win:	247	WON-LOST	WINNING	LAST 10	STRENGTH OF	OPP. STRENGTH	TEAM	ADJ.	CONF.	ADJ CONF.
Average RPI	Loss:	104	RECORD	PCT. RANK	GAMES	SCHEDULE	OF SCHEDULE	RPI	RPI	RPI	RPI
DIV. I ONLY		3- 7		252	3-7	49	231	184	184	9	9
DIV. I NON-CONF.		3- 7		252	0- 1	49	231	185	185	9	9
<hr/>											
TOTALS	RPI 1-25		RPI 26-50		W-L RECORDS	RPI 51-100		RPI 101-150		RPI 150+	
3- 7	0- 2		0- 1		OVERALL	1- 1		0- 0		2- 3	
2- 2	0- 0		0- 0		HOME	1- 0		0- 0		1- 2	
1- 5	0- 2		0- 1		AWAY	0- 1		0- 0		1- 1	
0- 0	0- 0		0- 0		NEUTRAL	0- 0		0- 0		0- 0	
3- 7	0- 2		0- 1		NON-CONFERENCE	1- 1		0- 0		2- 3	
2- 2	0- 0		0- 0		HOME	1- 0		0- 0		1- 2	
1- 5	0- 2		0- 1		AWAY	0- 1		0- 0		1- 1	
0- 0	0- 0		0- 0		NEUTRAL	0- 0		0- 0		0- 0	
0- 0	0- 0		0- 0		CONFERENCE	0- 0		0- 0		0- 0	
0- 0	0- 0		0- 0		HOME	0- 0		0- 0		0- 0	
0- 0	0- 0		0- 0		AWAY	0- 0		0- 0		0- 0	
0- 0	0- 0		0- 0		NEUTRAL	0- 0		0- 0		0- 0	

RPI 1-25				RPI 26-50				RPI 51-100				RPI 101+ Team's RPI: 184			
RPI	S	Opponent	Score	RPI	S	Opponent	Score	RPI	S	Opponent	Score	RPI	S	Opponent	Score
3	A	Oregon	36 82	31	A	Northeastern	41 54	76	H	Northern Colo.	69 57	168	A	Denver	66 92
22	A	Minnesota	50 67					95	A	Portland	60 79	191	H	George Mason	71 78
												220	H	Navy	47 54
												320	A	Army West Point	71 60
												346	H	Fairleigh Dickinson	85 37
<hr/>															
LAST 12 Division I GAMES:															
3	A	Oregon	36 82	31	A	Northeastern	41 54	320	A	Army West Point	71 60				
95	A	Portland	60 79					346	H	Fairleigh Dickinson	85 37				
220	H	Navy	47 54					168	A	Denver	66 92				
22	A	Minnesota	50 67					191	H	George Mason	71 78				
76	H	Northern Colo.	69 57												

Non-Div I Games: Western St. 72 54

Air Force

Loss,
Non-Conf, S Site,
H Home
A Away
N Neutral

Average RPI Win: 288

Average RPI Loss: 76

WON-LOST
RECORDWINNING
PCT. RANKLAST 10
GAMESSTRENGTH OF
SCHEDULEOPP. STRENGTH
OF SCHEDULETEAM
RPIADJ.
RPICONF.
RPIADJ CONF.
RPIDIV. I ONLY
DIV. I NON-CONF.8- 2
8- 249
498-2
1- 0344
344119
118200
200200
20010
1010
10

TOTALS

RPI 1-25

RPI 26-50

W-L RECORDS

RPI 51-100

RPI 101-150

RPI 150+

8- 2

0- 0

0- 1

OVERALL

0- 0

0- 1

8- 0

3- 1

0- 0

0- 1

HOME

0- 0

0- 0

3- 0

1- 1

0- 0

0- 0

AWAY

0- 0

0- 1

1- 0

4- 0

0- 0

0- 0

NEUTRAL

0- 0

0- 0

4- 0

8- 2

0- 0

0- 1

NON-CONFERENCE

0- 0

0- 1

8- 0

3- 1

0- 0

0- 1

HOME

0- 0

0- 0

3- 0

1- 1

0- 0

0- 0

AWAY

0- 0

0- 1

1- 0

4- 0

0- 0

0- 0

NEUTRAL

0- 0

0- 0

4- 0

0- 0

0- 0

0- 0

CONFERENCE

0- 0

0- 0

0- 0

0- 0

0- 0

0- 0

HOME

0- 0

0- 0

0- 0

0- 0

0- 0

0- 0

AWAY

0- 0

0- 0

0- 0

0- 0

0- 0

0- 0

NEUTRAL

0- 0

0- 0

0- 0

RPI 1-25

RPI S Opponent

Score

RPI 26-50

RPI S Opponent

Score

RPI 51-100

RPI S Opponent

Score

RPI 101+

Team's RPI: 200

RPI S Opponent

Score

37 H Butler 47 63

114 A Youngstown St. 61 72

226 H St. Bonaventure 67 58

258 N Oakland 85 65

261 H Eastern Ky. 63 54

295 N Northern Ky. 77 60

311 N Jackson St. 74 57

312 A N. C. A&T 49 36

315 N UTEP 64 57

324 H Canisius 62 53

LAST 12 Division I GAMES:

311 N	Jackson St.	74	57	315 N	UTEP	64	57
324 H	Canisius	62	53	295 N	Northern Ky.	77	60
37 H	Butler	47	63	258 N	Oakland	85	65
226 H	St. Bonaventure	67	58	312 A	N. C. A&T	49	36
261 H	Eastern Ky.	63	54				
114 A	Youngstown St.	61	72				

Akron

Average RPI Win: 182

Average RPI Loss: 111

WON-LOST
RECORDWINNING
PCT. RANKLAST 10
GAMESSTRENGTH OF
SCHEDULEOPP. STRENGTH
OF SCHEDULETEAM
RPIADJ.
RPICONF.
RPIADJ CONF.
RPIDIV. I ONLY
DIV. I NON-CONF.8- 5
8- 5116
1176-4
0- 163
64203
202101
100101
1006
66
6

TOTALS

RPI 1-25

RPI 26-50

W-L RECORDS

RPI 51-100

RPI 101-150

RPI 150+

8- 5 0- 1
6- 1 0- 0
1- 1 0- 0
1- 3 0- 10- 0
0- 0
0- 0
0- 0OVERALL
HOME
AWAY
NEUTRAL2- 1
2- 0
0- 1
0- 01- 1
1- 1
0- 0
0- 05- 2
3- 0
1- 0
1- 28- 5 0- 1
6- 1 0- 0
1- 1 0- 0
1- 3 0- 10- 0
0- 0
0- 0
0- 0NON-CONFERENCE
HOME
AWAY
NEUTRAL2- 1
2- 0
0- 1
0- 01- 1
1- 1
0- 0
0- 05- 2
3- 0
1- 0
1- 20- 0 0- 0
0- 0 0- 0
0- 0 0- 0
0- 0 0- 00- 0
0- 0
0- 0
0- 0CONFERENCE
HOME
AWAY
NEUTRAL0- 0
0- 0
0- 0
0- 00- 0
0- 0
0- 0
0- 00- 0
0- 0
0- 0
0- 0

RPI 1-25

RPI 26-50

RPI 51-100

RPI 101+

Team's RPI: 101

RPI S Opponent Score
25 N Miami (FL) 74 101

RPI S Opponent Score

RPI S Opponent Score
73 H Tulane 69 58
86 A Utah 62 72
92 H Clemson 76 56RPI S Opponent Score
119 H South Alabama 67 72
121 H Grambling 73 55
153 N Virginia 64 52
158 N Louisiana Tech 62 79
166 N Tulsa 73 80
205 H Southeastern La. 88 40
231 A SMU 62 61
243 H Stetson 59 47
335 H Northwestern St. 87 73

LAST 12 Division I GAMES:

335 H Northwestern St.	87 73	158 N Louisiana Tech	62 79
73 H Tulane	69 58	25 N Miami (FL)	74 101
119 H South Alabama	67 72	153 N Virginia	64 52
166 N Tulsa	73 80	92 H Clemson	76 56
243 H Stetson	59 47	231 A SMU	62 61
121 H Grambling	73 55	86 A Utah	62 72

Alabama

Alabama

Non-Div I Games:

Alabama

Loss,
Non-Conf, S Site,
H Home
A Away
N Neutral

Average RPI Win:	260	WON-LOST	WINNING	LAST 10	STRENGTH OF	OPP. STRENGTH	TEAM	ADJ.	CONF.	ADJ CONF.
Average RPI Loss:	195	RECORD	PCT. RANK	GAMES	SCHEDULE	OF SCHEDULE	RPI	RPI	RPI	RPI
DIV. I ONLY	5- 6	178	5-5	282	295	241	241	26	26	
DIV. I NON-CONF.	5- 6	177	1- 0	281	295	241	241	26	26	

TOTALS	RPI 1-25	RPI 26-50	W-L RECORDS	RPI 51-100	RPI 101-150	RPI 150+				
5- 6	0- 0	0- 1	OVERALL	0- 0	0- 1	5- 4				
2- 2	0- 0	0- 0	HOME	0- 0	0- 0	2- 2				
2- 4	0- 0	0- 1	AWAY	0- 0	0- 1	2- 2				
1- 0	0- 0	0- 0	NEUTRAL	0- 0	0- 0	1- 0				
5- 6	0- 0	0- 1	NON-CONFERENCE	0- 0	0- 1	5- 4				
2- 2	0- 0	0- 0	HOME	0- 0	0- 0	2- 2				
2- 4	0- 0	0- 1	AWAY	0- 0	0- 1	2- 2				
1- 0	0- 0	0- 0	NEUTRAL	0- 0	0- 0	1- 0				
0- 0	0- 0	0- 0	CONFERENCE	0- 0	0- 0	0- 0				
0- 0	0- 0	0- 0	HOME	0- 0	0- 0	0- 0				
0- 0	0- 0	0- 0	AWAY	0- 0	0- 0	0- 0				
0- 0	0- 0	0- 0	NEUTRAL	0- 0	0- 0	0- 0				

RPI 1-25				RPI 26-50				RPI 51-100				RPI 101+ Team's RPI: 241			
RPI	S	Opponent	Score	RPI	S	Opponent	Score	RPI	S	Opponent	Score	RPI	S	Opponent	Score
				35	A	Kansas	54 65					140	A	UAB	47 82
												163	H	Jacksonville St.	48 55
												169	A	Illinois	60 88
												205	H	Southeastern La.	51 48
												247	N	Jacksonville	65 60
												249	A	Murray St.	59 53
												296	A	North Florida	63 62
												301	H	Tennessee St.	67 57
												318	H	Lipscomb	58 62
												345	A	Austin Peay	58 75
LAST 12 Division I GAMES:															
163	H	Jacksonville St.	48 55	247	N	Jacksonville	65 60	296	A	North Florida	63 62	205	H	Southeastern La.	51 48
345	A	Austin Peay	58 75					301	H	Tennessee St.	67 57	318	H	Lipscomb	58 62
249	A	Murray St.	59 53					169	A	Illinois	60 88				
140	A	UAB	47 82												
35	A	Kansas	54 65												
318	H	Lipscomb	58 62												

Non-Div I Games:

Alabama A&M

Average RPI Win:	0	WON-LOST	WINNING	LAST 10	STRENGTH OF	OPP. STRENGTH	TEAM	ADJ.	CONF.	ADJ CONF.
Average RPI Loss:	112	RECORD	PCT. RANK	GAMES	SCHEDULE	OF SCHEDULE	RPI	RPI	RPI	RPI
DIV. I ONLY	0- 9	335	1-9	4	336	201	201	26	26	
DIV. I NON-CONF.	0- 9	334	0- 1	4	334	201	201	26	26	

TOTALS	RPI 1-25	RPI 26-50	W-L RECORDS	RPI 51-100	RPI 101-150	RPI 150+				
0- 9	0- 1	0- 0	OVERALL	0- 3	0- 3	0- 2				
0- 3	0- 0	0- 0	HOME	0- 1	0- 1	0- 1				
0- 6	0- 1	0- 0	AWAY	0- 2	0- 2	0- 1				
0- 0	0- 0	0- 0	NEUTRAL	0- 0	0- 0	0- 0				
0- 9	0- 1	0- 0	NON-CONFERENCE	0- 3	0- 3	0- 2				
0- 3	0- 0	0- 0	HOME	0- 1	0- 1	0- 1				
0- 6	0- 1	0- 0	AWAY	0- 2	0- 2	0- 1				
0- 0	0- 0	0- 0	NEUTRAL	0- 0	0- 0	0- 0				
0- 0	0- 0	0- 0	CONFERENCE	0- 0	0- 0	0- 0				
0- 0	0- 0	0- 0	HOME	0- 0	0- 0	0- 0				
0- 0	0- 0	0- 0	AWAY	0- 0	0- 0	0- 0				
0- 0	0- 0	0- 0	NEUTRAL	0- 0	0- 0	0- 0				

RPI 1-25				RPI 26-50				RPI 51-100				RPI 101+ Team's RPI: 201			
RPI	S	Opponent	Score	RPI	S	Opponent	Score	RPI	S	Opponent	Score	RPI	S	Opponent	Score
18	A	Kentucky	35 87					62	A	Georgia Tech	42 69	119	A	South Alabama	65 77
								63	H	South Carolina	38 94	133	A	North Ala.	42 68
								90	A	Xavier	58 87	140	H	UAB	47 62
												178	A	Troy	46 116
												209	H	Samford	51 60
LAST 12 Division I GAMES:															
178	A	Troy	46 116	90	A	Xavier	58 87	140	H	UAB	47 62				
133	A	North Ala.	42 68					119	A	South Alabama	65 77				
209	H	Samford	51 60					62	A	Georgia Tech	42 69				
63	H	South Carolina	38 94												
18	A	Kentucky	35 87												

Non-Div I Games: Mobile 69 63

Alabama St.

■ Loss,
 ■ Non-Conf,
 ■ S Site,
 ■ Home
 ■ A Away
 N Neutral

Average RPI Loss: 191

DIV. I ONLY	2- 10	311	2-8	220	317	316	316	24	24
DIV. I NON-CONF.	2- 10	312	0- 1	218	317	316	316	24	24
TOTALS	RPI 1-25	RPI 26-50	W-L RECORDS	RPI 51-100	RPI 101-150	RPI 150+			
2- 10	0- 0	0- 0	OVERALL	0- 3	0- 0	2- 7			
1- 4	0- 0	0- 0	HOME	0- 1	0- 0	1- 3			
1- 6	0- 0	0- 0	AWAY	0- 2	0- 0	1- 4			
0- 0	0- 0	0- 0	NEUTRAL	0- 0	0- 0	0- 0			
2- 10	0- 0	0- 0	NON-CONFERENCE	0- 3	0- 0	2- 7			
1- 4	0- 0	0- 0	HOME	0- 1	0- 0	1- 3			
1- 6	0- 0	0- 0	AWAY	0- 2	0- 0	1- 4			
0- 0	0- 0	0- 0	NEUTRAL	0- 0	0- 0	0- 0			
0- 0	0- 0	0- 0	CONFERENCE	0- 0	0- 0	0- 0			
0- 0	0- 0	0- 0	HOME	0- 0	0- 0	0- 0			
0- 0	0- 0	0- 0	AWAY	0- 0	0- 0	0- 0			
0- 0	0- 0	0- 0	NEUTRAL	0- 0	0- 0	0- 0			

RPI 1-25				RPI 26-50				RPI 51-100				RPI 101+				Team's RPI: 316	
RPI	S	Opponent	Score	RPI	S	Opponent	Score	RPI	S	Opponent	Score	RPI	S	Opponent	Score		
								51	A	Rutgers	39	65	154	A	South Fla.	37	74
								67	A	Purdue	41	53	202	A	Cornell	34	48
								75	H	Marist	56	74	204	H	Holy Cross	50	56
													227	A	Monmouth	56	64
													273	H	Central Conn. St.	53	60
													299	A	St. Francis Brooklyn	67	60
													324	H	Canisius	42	48
													334	A	Lafayette	66	67
													339	H	Manhattan	60	54
LAST 12 Division I GAMES:																	
				67	A	Purdue	41	53	299	A	St. Francis Brooklyn	67	60				
				227	A	Monmouth	56	64	75	H	Marist	56	74				
				51	A	Rutgers	39	65	273	H	Central Conn. St.	53	60				
				339	H	Manhattan	60	54	334	A	Lafayette	66	67				
				202	A	Cornell	34	48	324	H	Canisius	42	48				
				154	A	South Fla.	37	74	204	H	Holy Cross	50	56				

Al bany (NY)

A l c o r n

A
l
c
o
r
n

78

■ Loss, ■ Non-Conf, S Site, H Home A Away N Neutral

Average RPI Win:	226	WON-LOST	WINNING	LAST 10	STRENGTH OF	OPP. STRENGTH	TEAM	ADJ.	CONF.	ADJ CONF.
Average RPI Loss:	123	RECORD	PCT. RANK	GAMES	SCHEDULE	OF SCHEDULE	RPI	RPI	RPI	RPI
DIV. I ONLY	4- 6	211	4-6	139	152	180	180	25	25	
DIV. I NON-CONF.	4- 6	212	0- 1	141	151	180	180	25	25	

TOTALS	RPI 1-25	RPI 26-50	W-L RECORDS	RPI 51-100	RPI 101-150	RPI 150+				
4- 6	0- 1	0- 0	OVERALL	0- 0	0- 2	4- 3				
3- 0	0- 0	0- 0	HOME	0- 0	0- 0	3- 0				
1- 4	0- 0	0- 0	AWAY	0- 0	0- 1	1- 3				
0- 2	0- 1	0- 0	NEUTRAL	0- 0	0- 1	0- 0				
4- 6	0- 1	0- 0	NON-CONFERENCE	0- 0	0- 2	4- 3				
3- 0	0- 0	0- 0	HOME	0- 0	0- 0	3- 0				
1- 4	0- 0	0- 0	AWAY	0- 0	0- 1	1- 3				
0- 2	0- 1	0- 0	NEUTRAL	0- 0	0- 1	0- 0				
0- 0	0- 0	0- 0	CONFERENCE	0- 0	0- 0	0- 0				
0- 0	0- 0	0- 0	HOME	0- 0	0- 0	0- 0				
0- 0	0- 0	0- 0	AWAY	0- 0	0- 0	0- 0				
0- 0	0- 0	0- 0	NEUTRAL	0- 0	0- 0	0- 0				

RPI S	RPI 1-25	Score	RPI S	RPI 26-50	Score	RPI S	RPI 51-100	Score	RPI S	RPI 101+	Team's RPI: 180	Score
4 N	Stanford	49 71							106 A	Penn St.	59 80	
									115 N	FGCU	71 90	
									153 A	Vi rgi ni a	54 57	
									166 H	Tul sa	68 52	
									168 A	Denver	54 83	
									189 A	Hi gh Poi nt	61 66	
									191 H	George Mason	86 71	
									265 A	Hawai i	69 57	
									280 H	UMBC	64 42	

LAST 12 Di vi si on I GAMES:												
189 A	Hi gh Poi nt	61 66	4 N	Stanford	49 71	265 A	Hawai i	69 57				
106 A	Penn St.	59 80				168 A	Denver	54 83				
153 A	Vi rgi ni a	54 57				191 H	George Mason	86 71				
280 H	UMBC	64 42				166 H	Tul sa	68 52				
115 N	FGCU	71 90										

Non-Di v I Games:

American

Average RPI Win:	267	WON-LOST	WINNING	LAST 10	STRENGTH OF	OPP. STRENGTH	TEAM	ADJ.	CONF.	ADJ CONF.
Average RPI Loss:	127	RECORD	PCT. RANK	GAMES	SCHEDULE	OF SCHEDULE	RPI	RPI	RPI	RPI
DIV. I ONLY	6- 5	145	6-4	174	291	161	161	18	18	
DIV. I NON-CONF.	6- 5	144	0- 1	175	291	160	160	19	19	

TOTALS	RPI 1-25	RPI 26-50	W-L RECORDS	RPI 51-100	RPI 101-150	RPI 150+				
6- 5	0- 0	0- 0	OVERALL	0- 3	0- 1	6- 1				
5- 0	0- 0	0- 0	HOME	0- 0	0- 0	5- 0				
1- 5	0- 0	0- 0	AWAY	0- 3	0- 1	1- 1				
0- 0	0- 0	0- 0	NEUTRAL	0- 0	0- 0	0- 0				
6- 5	0- 0	0- 0	NON-CONFERENCE	0- 3	0- 1	6- 1				
5- 0	0- 0	0- 0	HOME	0- 0	0- 0	5- 0				
1- 5	0- 0	0- 0	AWAY	0- 3	0- 1	1- 1				
0- 0	0- 0	0- 0	NEUTRAL	0- 0	0- 0	0- 0				
0- 0	0- 0	0- 0	CONFERENCE	0- 0	0- 0	0- 0				
0- 0	0- 0	0- 0	HOME	0- 0	0- 0	0- 0				
0- 0	0- 0	0- 0	AWAY	0- 0	0- 0	0- 0				
0- 0	0- 0	0- 0	NEUTRAL	0- 0	0- 0	0- 0				

RPI 1-25				RPI 26-50				RPI 51-100				RPI 101+				Team's RPI: 161
RPI	S	Opponent	Score	RPI	S	Opponent	Score	RPI	S	Opponent	Score	RPI	S	Opponent	Score	
								62	A	Georgi a Tech	53 71	140	A	UAB	61 80	
								63	A	South Carol i na	50 80	213	H	El on	65 62	
								92	A	Cl emson	48 87	218	A	Davi dson	81 78	
												255	H	Wofford	94 70	
												271	H	UNC Greensboro	68 65	
												276	A	ETSU	64 95	
												309	H	Marshall I	74 52	
												338	H	Col . of Charleston	80 66	

LAST 12 Division I GAMES:																
255	H	Wofford	94 70	92	A	Cl emson	48 87	218	A	Davi dson	81 78					
63	A	South Carolina	50 80	271	H	UNC Greensboro	68 65	62	A	Georgi a Tech	53 71					
338	H	Col . of Charleston	80 66	140	A	UAB	61 80									
276	A	ETSU	64 95													
309	H	Marshall I	74 52													
213	H	El on	65 62													

Non-Div I Games:

Appalachian St.

Average RPI Win:	205	WON-LOST	WINNING	LAST 10	STRENGTH OF	OPP. STRENGTH	TEAM	ADJ.	CONF.	ADJ CONF.
Average RPI Loss:	118	RECORD	PCT. RANK	GAMES	SCHEDULE	OF SCHEDULE	RPI	RPI	RPI	RPI

DIV. I ONLY	10- 1	17	9-1	305	69	103	103	2	2
DIV. I NON-CONF.	10- 1	17	1- 0	306	68	103	103	2	2

TOTALS	RPI 1-25	RPI 26-50	W-L RECORDS	RPI 51-100	RPI 101-150	RPI 150+			
10- 1	0- 0	0- 0	OVERALL	3- 0	1- 1	6- 0			
6- 1	0- 0	0- 0	HOME	2- 0	1- 1	3- 0			
2- 0	0- 0	0- 0	AWAY	0- 0	0- 0	2- 0			
2- 0	0- 0	0- 0	NEUTRAL	1- 0	0- 0	1- 0			
10- 1	0- 0	0- 0	NON-CONFERENCE	3- 0	1- 1	6- 0			
6- 1	0- 0	0- 0	HOME	2- 0	1- 1	3- 0			
2- 0	0- 0	0- 0	AWAY	0- 0	0- 0	2- 0			
2- 0	0- 0	0- 0	NEUTRAL	1- 0	0- 0	1- 0			
0- 0	0- 0	0- 0	CONFERENCE	0- 0	0- 0	0- 0			
0- 0	0- 0	0- 0	HOME	0- 0	0- 0	0- 0			
0- 0	0- 0	0- 0	AWAY	0- 0	0- 0	0- 0			
0- 0	0- 0	0- 0	NEUTRAL	0- 0	0- 0	0- 0			

RPI 1-25	RPI 26-50	RPI 51-100	RPI 101+ Team's RPI: 103
RPI S Opponent Score	RPI S Opponent Score	RPI S Opponent Score	RPI S Opponent Score
		59 H Idaho St. 71 46	118 H Loyola Marymount 64 66
		77 H Montana 100 51	145 H Northern Ariz. 71 47
		95 N Portland 92 70	196 A San Diego St. 69 60
			242 A Long Beach St. 70 43
			297 H South Carolina St. 73 32
			300 H Incarnate Word 84 42
			315 H UTEP 62 40
			323 N Seattle U 84 54
LAST 12 Division I GAMES:			
242 A Long Beach St. 70 43	145 H Northern Ariz. 71 47	315 H UTEP 62 40	
77 H Montana 100 51	323 N Seattle U 84 54	118 H Loyola Marymount 64 66	
196 A San Diego St. 69 60	59 H Idaho St. 71 46		
300 H Incarnate Word 84 42			
297 H South Carolina St. 73 32			
95 N Portland 92 70			

Non-Div I Games:

Ari zona

Average RPI Win:	136	WON-LOST	WINNING	LAST 10	STRENGTH OF	OPP. STRENGTH	TEAM	ADJ.	CONF.	ADJ CONF.
Average RPI Loss:	9	RECORD	PCT. RANK	GAMES	SCHEDULE	OF SCHEDULE	RPI	RPI	RPI	RPI

DIV. I ONLY	9- 2	41	8-2	65	17	21	21	2	2
DIV. I NON-CONF.	9- 2	41	1- 0	66	18	21	21	2	2
TOTALS	RPI 1-25	RPI 26-50	W-L RECORDS	RPI 51-100	RPI 101-150	RPI 150+			
9- 2	0- 2	1- 0	OVERALL	1- 0	4- 0	3- 0			
5- 1	0- 1	0- 0	HOME	0- 0	2- 0	3- 0			
2- 0	0- 0	1- 0	AWAY	0- 0	1- 0	0- 0			
2- 1	0- 1	0- 0	NEUTRAL	1- 0	1- 0	0- 0			
9- 2	0- 2	1- 0	NON-CONFERENCE	1- 0	4- 0	3- 0			
5- 1	0- 1	0- 0	HOME	0- 0	2- 0	3- 0			
2- 0	0- 0	1- 0	AWAY	0- 0	1- 0	0- 0			
2- 1	0- 1	0- 0	NEUTRAL	1- 0	1- 0	0- 0			
0- 0	0- 0	0- 0	CONFERENCE	0- 0	0- 0	0- 0			
0- 0	0- 0	0- 0	HOME	0- 0	0- 0	0- 0			
0- 0	0- 0	0- 0	AWAY	0- 0	0- 0	0- 0			
0- 0	0- 0	0- 0	NEUTRAL	0- 0	0- 0	0- 0			

RPI 1-25	Team's RPI: 21	RPI 26-50	RPI 51-100	RPI 101+
RPI S Opponent Score	RPI S Opponent Score	RPI S Opponent Score	RPI S Opponent Score	RPI S Opponent Score
8 N Louisville 56 58	50 A Arkansas 88 85	69 N Kansas St. 65 51	102 H Fresno St. 68 52	122 H Southern U. 69 47
10 H Baylor 59 65			125 A Colorado St. 70 39	131 N Southern Ill. 82 38
			158 H Louisiana Tech 80 44	166 H Tulsa 70 52
			300 H Incarnate Word 81 43	
LAST 12 Division I GAMES:				
125 A Colorado St. 70 39	166 H Tulsa 70 52	102 H Fresno St. 68 52	69 N Kansas St. 65 51	10 H Baylor 59 65
122 H Southern U. 69 47	300 H Incarnate Word 81 43			
158 H Louisiana Tech 80 44				
131 N Southern Ill. 82 38				
8 N Louisville 56 58				
50 A Arkansas 88 85				

Non-Div I Games:

Arizona St.

Average RPI Win: 0		WON-LOST RECORD		WINNING PCT. RANK		LAST 10 GAMES		STRENGTH OF SCHEDULE		OPP. STRENGTH OF SCHEDULE		TEAM RPI		ADJ. RPI		CONF. RPI		ADJ CONF. RPI	
Average RPI Loss: 103																			
DIV. I ONLY		0- 3		335		2-4		3		254		187		187		26		26	
DIV. I NON-CONF.		0- 3		334		0- 0		3		253		188		188		26		26	
TOTALS		RPI 1-25		RPI 26-50		W-L RECORDS		RPI 51-100		RPI 101-150		RPI 150+							
0- 3		0- 1		0- 0		OVERALL		0- 1		0- 0		0- 1							
0- 0		0- 0		0- 0		HOME		0- 0		0- 0		0- 0							
0- 3		0- 1		0- 0		AWAY		0- 1		0- 0		0- 1							
0- 0		0- 0		0- 0		NEUTRAL		0- 0		0- 0		0- 0							
0- 3		0- 1		0- 0		NON-CONFERENCE		0- 1		0- 0		0- 1							
0- 0		0- 0		0- 0		HOME		0- 0		0- 0		0- 0							
0- 3		0- 1		0- 0		AWAY		0- 1		0- 0		0- 1							
0- 0		0- 0		0- 0		NEUTRAL		0- 0		0- 0		0- 0							
0- 0		0- 0		0- 0		CONFERENCE		0- 0		0- 0		0- 0							
0- 0		0- 0		0- 0		HOME		0- 0		0- 0		0- 0							
0- 0		0- 0		0- 0		AWAY		0- 0		0- 0		0- 0							
0- 0		0- 0		0- 0		NEUTRAL		0- 0		0- 0		0- 0							

RPI	S	Opponent	Score
22	A	Minnesota	42-84

RPI	S	Opponent	Score
54	A	Oregon St.	33-89

RPI	S	Opponent	Score
232	A	Wichita St.	39-76

RPI	S	Opponent	Score
22	A	Minnesota	42-84
54	A	Oregon St.	33-89
232	A	Wichita St.	39-76

Ark. -Pi ne Bl uff

Average RPI Win:	172	WON-LOST	WINNING	LAST 10	STRENGTH OF	OPP. STRENGTH	TEAM	ADJ.	CONF.	ADJ CONF.
Average RPI Loss:	51	RECORD	PCT. RANK	GAMES	SCHEDULE	OF SCHEDULE	RPI	RPI	RPI	RPI
DIV. I ONLY	10- 3	61	8-2	133	64	50	50	6	6	
DIV. I NON-CONF.	10- 3	61	1- 0	133	63	50	50	6	6	

TOTALS	RPI 1-25	RPI 26-50	W-L RECORDS	RPI 51-100	RPI 101-150	RPI 150+				
10- 3	0- 2	0- 0	OVERALL	2- 0	2- 1	6- 0				
5- 1	0- 1	0- 0	HOME	2- 0	1- 0	2- 0				
3- 1	0- 1	0- 0	AWAY	0- 0	1- 0	2- 0				
2- 1	0- 0	0- 0	NEUTRAL	0- 0	0- 1	2- 0				
10- 3	0- 2	0- 0	NON-CONFERENCE	2- 0	2- 1	6- 0				
5- 1	0- 1	0- 0	HOME	2- 0	1- 0	2- 0				
3- 1	0- 1	0- 0	AWAY	0- 0	1- 0	2- 0				
2- 1	0- 0	0- 0	NEUTRAL	0- 0	0- 1	2- 0				
0- 0	0- 0	0- 0	CONFERENCE	0- 0	0- 0	0- 0				
0- 0	0- 0	0- 0	HOME	0- 0	0- 0	0- 0				
0- 0	0- 0	0- 0	AWAY	0- 0	0- 0	0- 0				
0- 0	0- 0	0- 0	NEUTRAL	0- 0	0- 0	0- 0				

RPI 1-25				RPI 26-50				Team's RPI: 50				RPI 51-100				RPI 101+			
RPI	S	Opponent	Score	RPI	S	Opponent	Score	RPI	S	Opponent	Score	RPI	S	Opponent	Score	RPI	S	Opponent	Score
9	A	Iowa St.	82 91									85	H	Nebraska	84 80	123	N	Pittsburgh	54 61
21	H	Arizona St.	85 88									89	H	Tennessee Tech	65 42	126	H	Oral Roberts	74 61
																136	A	UT Arlington	66 65
																151	A	Abilene Christian	80 68
																156	N	Wisconsin	69 68
																166	A	Tulsa	61 59
																176	H	Prairie View	71 44
																301	N	Tennessee St.	79 55
																335	H	Northwestern St.	98 53

LAST 12 Division I GAMES:																			
				85	H	Nebraska	84 80					166	A	Tulsa	61 59				
				176	H	Prairie View	71 44					156	N	Wisconsin	69 68				
				151	A	Abilene Christian	80 68					123	N	Pittsburgh	54 61				
				89	H	Tennessee Tech	65 42					301	N	Tennessee St.	79 55				
				9	A	Iowa St.	82 91					21	H	Arizona St.	85 88				
				126	H	Oral Roberts	74 61					136	A	UT Arlington	66 65				

Non-Div I Games:

Arkansas

Average RPI	Win:	257	WON-LOST	WINNING	LAST 10	STRENGTH OF	OPP. STRENGTH	TEAM	ADJ.	CONF.	ADJ CONF.
Average RPI	Loss:	87	RECORD	PCT. RANK	GAMES	SCHEDULE	OF SCHEDULE	RPI	RPI	RPI	RPI
DIV. I ONLY		5- 5		157	5-5	196	148	187	187	18	18
DIV. I NON-CONF.		5- 5		157	0- 1	195	147	188	188	19	19

TOTALS	RPI 1-25		RPI 26-50		W-L RECORDS	RPI 51-100		RPI 101-150		RPI 150+	
5- 5	0- 0		0- 2		OVERALL	0- 1		0- 1		5- 1	
4- 1	0- 0		0- 0		HOME	0- 0		0- 0		4- 1	
1- 4	0- 0		0- 2		AWAY	0- 1		0- 1		1- 0	
0- 0	0- 0		0- 0		NEUTRAL	0- 0		0- 0		0- 0	
5- 5	0- 0		0- 2		NON-CONFERENCE	0- 1		0- 1		5- 1	
4- 1	0- 0		0- 0		HOME	0- 0		0- 0		4- 1	
1- 4	0- 0		0- 2		AWAY	0- 1		0- 1		1- 0	
0- 0	0- 0		0- 0		NEUTRAL	0- 0		0- 0		0- 0	
0- 0	0- 0		0- 0		CONFERENCE	0- 0		0- 0		0- 0	
0- 0	0- 0		0- 0		HOME	0- 0		0- 0		0- 0	
0- 0	0- 0		0- 0		AWAY	0- 0		0- 0		0- 0	
0- 0	0- 0		0- 0		NEUTRAL	0- 0		0- 0		0- 0	

RPI 1-25				RPI 26-50				RPI 51-100				RPI 101+ Team's RPI: 187			
RPI	S	Opponent	Score	RPI	S	Opponent	Score	RPI	S	Opponent	Score	RPI	S	Opponent	Score
				38	A	Texas A&M	56 97	83	A	UT Martin	91 97	109	A	Oklahoma St.	60 62
				48	A	Belmont	55 74					158	H	Louisiana Tech	70 80
												166	H	Tulsa	73 60
												249	H	Murray St.	74 63
												275	H	Mississippi Val.	60 57
												281	H	Memphis	77 66
												315	A	UTEP	67 66

LAST 12 Division I GAMES:															
				275	H	Mississippi Val.	60 57	48	A	Belmont	55 74				
				166	H	Tulsa	73 60	83	A	UT Martin	91 97				
				315	A	UTEP	67 66	281	H	Memphis	77 66				
				249	H	Murray St.	74 63	109	A	Oklahoma St.	60 62				
				38	A	Texas A&M	56 97								
				158	H	Louisiana Tech	70 80								

Non-Div I Games:

Arkansas St.

Average RPI Win: 333
Average RPI Loss: 165

WON-LOST
RECORD

WINNING
PCT. RANK

LAST 10
GAMES

STRENGTH OF
SCHEDULE

OPP. STRENGTH
OF SCHEDULE

TEAM
RPI

ADJ.
RPI

CONF.
RPI

ADJ CONF.
RPI

DIV. I ONLY	4- 6	211	4-6	330	280	320	320	25	25
DIV. I NON-CONF.	4- 6	212	0- 1	330	278	321	321	25	25

TOTALS	RPI 1-25	RPI 26-50	W-L RECORDS	RPI 51-100	RPI 101-150	RPI 150+			
4- 6	0- 0	0- 0	OVERALL	0- 2	0- 1	4- 3			
2- 3	0- 0	0- 0	HOME	0- 1	0- 1	2- 1			
2- 3	0- 0	0- 0	AWAY	0- 1	0- 0	2- 2			
0- 0	0- 0	0- 0	NEUTRAL	0- 0	0- 0	0- 0			
4- 6	0- 0	0- 0	NON-CONFERENCE	0- 2	0- 1	4- 3			
2- 3	0- 0	0- 0	HOME	0- 1	0- 1	2- 1			
2- 3	0- 0	0- 0	AWAY	0- 1	0- 0	2- 2			
0- 0	0- 0	0- 0	NEUTRAL	0- 0	0- 0	0- 0			
0- 0	0- 0	0- 0	CONFERENCE	0- 0	0- 0	0- 0			
0- 0	0- 0	0- 0	HOME	0- 0	0- 0	0- 0			
0- 0	0- 0	0- 0	AWAY	0- 0	0- 0	0- 0			
0- 0	0- 0	0- 0	NEUTRAL	0- 0	0- 0	0- 0			

RPI 1-25				RPI 26-50				RPI 51-100				RPI 101+ Team's RPI: 320			
RPI	S	Opponent	Score	RPI	S	Opponent	Score	RPI	S	Opponent	Score	RPI	S	Opponent	Score
								70	H	St. John's (NY)	49 60	116	H	Yale	51 62
								82	A	TCU	38 63	184	H	Air Force	60 71
												253	A	Binghamton	47 60
												287	A	Columbia	49 70
												299	H	St. Francis Brooklyn	69 57
												337	A	Wagner	61 46
												346	H	Fairleigh Dickinson	62 40
												350	A	LIU Brooklyn	57 42

LAST 12 Division I GAMES:															
				82	A	TCU	38 63	116	H	Yale	51 62				
				299	H	St. Francis Brooklyn	69 57	337	A	Wagner	61 46				
				253	A	Binghamton	47 60	346	H	Fairleigh Dickinson	62 40				
				184	H	Air Force	60 71	350	A	LIU Brooklyn	57 42				
				70	H	St. John's (NY)	49 60								
				287	A	Columbia	49 70								

Non-Div I Games:

Army West Point

Loss, Non-Conf, S Site, H Home A Away N Neutral

Average RPI Win: 170

Average RPI Loss: 9

WON-LOST
RECORDWINNING
PCT. RANKLAST 10
GAMESSTRENGTH OF
SCHEDULEOPP. STRENGTH
OF SCHEDULETEAM
RPIADJ.
RPICONF.
RPIADJ CONF.
RPIDIV. I ONLY
DIV. I NON-CONF.10- 1
10- 117
179-1
1- 0150
15157
5520
2020
206
66
6

TOTALS

RPI 1-25

RPI 26-50

W-L RECORDS

RPI 51-100

RPI 101-150

RPI 150+

10- 1

0- 1

2- 0

OVERALL

0- 0

2- 0

6- 0

5- 0

0- 0

0- 0

HOME

0- 0

2- 0

3- 0

3- 1

0- 1

1- 0

AWAY

0- 0

0- 0

2- 0

2- 0

0- 0

1- 0

NEUTRAL

0- 0

0- 0

1- 0

10- 1

0- 1

2- 0

NON-CONFERENCE

0- 0

2- 0

6- 0

5- 0

0- 0

0- 0

HOME

0- 0

2- 0

3- 0

3- 1

0- 1

1- 0

AWAY

0- 0

0- 0

2- 0

2- 0

0- 0

1- 0

NEUTRAL

0- 0

0- 0

1- 0

0- 0

0- 0

0- 0

CONFERENCE

0- 0

0- 0

0- 0

0- 0

0- 0

0- 0

HOME

0- 0

0- 0

0- 0

0- 0

0- 0

0- 0

AWAY

0- 0

0- 0

0- 0

0- 0

0- 0

0- 0

NEUTRAL

0- 0

0- 0

0- 0

RPI 1-25 Team's RPI: 20

RPI 26-50

RPI 51-100

RPI 101+

RPI	S	Opponent	Score
9	A	Iowa St.	64 67

RPI	S	Opponent	Score
26	A	New Mexico	79 76
41	N	North Carolina	86 81

RPI	S	Opponent	Score
121	H	Grambling	97 48
130	H	Oklahoma	95 79
170	H	Nicholls St.	80 59
171	N	Coastal Caro.	84 78
209	H	Samford	73 46
213	A	Elon	96 44
282	A	Saint Joseph's	81 70
332	H	Louisiana	71 59

RPI	S	Opponent	Score
121	H	Grambling	97 48
130	H	Oklahoma	95 79
170	H	Nicholls St.	80 59
171	N	Coastal Caro.	84 78
209	H	Samford	73 46
213	A	Elon	96 44
282	A	Saint Joseph's	81 70
332	H	Louisiana	71 59

LAST 12 Division I GAMES:

209	H	Samford	73 46
282	A	Saint Joseph's	81 70
130	H	Oklahoma	95 79
332	H	Louisiana	71 59
170	H	Nicholls St.	80 59
121	H	Grambling	97 48

26	A	New Mexico	79 76
9	A	Iowa St.	64 67
213	A	Elon	96 44
41	N	North Carolina	86 81
171	N	Coastal Caro.	84 78

Non-Div I Games:

Xavier (LA)

77 58

Auburn

Average RPI Loss: 239

DIV. I ONLY	3- 6	238	5-5	350	238	345	345	21	21
DIV. I NON-CONF.	3- 6	239	0- 0	350	238	345	345	21	21
TOTALS	RPI 1-25	RPI 26-50	W-L RECORDS	RPI 51-100	RPI 101-150	RPI 150+			
3- 6	0- 0	0- 0	OVERALL	0- 0	0- 1	3- 5			
3- 1	0- 0	0- 0	HOME	0- 0	0- 0	3- 1			
0- 5	0- 0	0- 0	AWAY	0- 0	0- 1	0- 4			
0- 0	0- 0	0- 0	NEUTRAL	0- 0	0- 0	0- 0			
3- 6	0- 0	0- 0	NON-CONFERENCE	0- 0	0- 1	3- 5			
3- 1	0- 0	0- 0	HOME	0- 0	0- 0	3- 1			
0- 5	0- 0	0- 0	AWAY	0- 0	0- 1	0- 4			
0- 0	0- 0	0- 0	NEUTRAL	0- 0	0- 0	0- 0			
0- 0	0- 0	0- 0	CONFERENCE	0- 0	0- 0	0- 0			
0- 0	0- 0	0- 0	HOME	0- 0	0- 0	0- 0			
0- 0	0- 0	0- 0	AWAY	0- 0	0- 0	0- 0			
0- 0	0- 0	0- 0	NEUTRAL	0- 0	0- 0	0- 0			

RPI 1-25				RPI 26-50				RPI 51-100				RPI 101+				Team's RPI: 345	
RPI	S	Opponent	Score	RPI	S	Opponent	Score	RPI	S	Opponent	Score	RPI	S	Opponent	Score		
												138	A	Cincinnati	48	69	
												174	A	Vanderbilt	70	99	
												238	A	Illinois St.	49	61	
												241	H	Alabama A&M	75	58	
												262	A	Western Ill.	72	77	
												275	H	Mississippi Val.	89	95	
												295	H	Northern Ky.	52	48	
												318	H	Lipscomb	70	58	
												347	A	Evansville	52	56	
LAST 12 Division I GAMES:																	
				275	H	Mississippi Val.	89	95	347	A	Evansville	52	56				
				174	A	Vanderbilt	70	99	241	H	Alabama A&M	75	58				
				138	A	Cincinnati	48	69	238	A	Illinois St.	49	61				
									262	A	Western Ill.	72	77				
									318	H	Lipscomb	70	58				
									295	H	Northern Ky.	52	48				

Austin Peay

Average RPI Win:	174	WON-LOST	WINNING	LAST 10	STRENGTH OF	OPP. STRENGTH	TEAM	ADJ.	CONF.	ADJ CONF.
Average RPI Loss:	96	RECORD	PCT. RANK	GAMES	SCHEDULE	OF SCHEDULE	RPI	RPI	RPI	RPI
DIV. I ONLY	8- 3	67	7-3	125	88	53	53	7	7	
DIV. I NON-CONF.	8- 3	69	1- 0	125	88	52	52	7	7	

TOTALS	RPI 1-25	RPI 26-50	W-L RECORDS	RPI 51-100	RPI 101-150	RPI 150+				
8- 3	0- 1	0- 0	OVERALL	2- 1	2- 0	4- 1				
4- 1	0- 1	0- 0	HOME	1- 0	1- 0	2- 0				
2- 2	0- 0	0- 0	AWAY	0- 1	1- 0	1- 1				
2- 0	0- 0	0- 0	NEUTRAL	1- 0	0- 0	1- 0				
8- 3	0- 1	0- 0	NON-CONFERENCE	2- 1	2- 0	4- 1				
4- 1	0- 1	0- 0	HOME	1- 0	1- 0	2- 0				
2- 2	0- 0	0- 0	AWAY	0- 1	1- 0	1- 1				
2- 0	0- 0	0- 0	NEUTRAL	1- 0	0- 0	1- 0				
0- 0	0- 0	0- 0	CONFERENCE	0- 0	0- 0	0- 0				
0- 0	0- 0	0- 0	HOME	0- 0	0- 0	0- 0				
0- 0	0- 0	0- 0	AWAY	0- 0	0- 0	0- 0				
0- 0	0- 0	0- 0	NEUTRAL	0- 0	0- 0	0- 0				

RPI	S	Opponent	Score	RPI	S	Opponent	Score	RPI	S	Opponent	Score	RPI	S	Opponent	Score
7	H	Cal i forni a	52 70					76	H	Northern Colo.	70 50	125	H	Colorado St.	51 42
								82	N	TCU	61 58	128	A	Utah St.	62 57
								86	A	Utah	67 78	182	H	UC Ri versi de	72 70
												195	A	Southern Utah	64 67
												260	H	Eastern Wash.	80 65
												266	N	Cal i forni a Baptist	76 69
												269	A	Utah Valley	77 51
LAST 12 Division I GAMES:															
76	H	Northern Colo.	70 50	269	A	Utah Valley	77 51								
125	H	Colorado St.	51 42	195	A	Southern Utah	64 67								
86	A	Utah	67 78	266	N	Cal i forni a Baptist	76 69								
7	H	Cal i forni a	52 70	82	N	TCU	61 58								
182	H	UC Ri versi de	72 70	128	A	Utah St.	62 57								
				260	H	Eastern Wash.	80 65								

Non-Div I Games:

BYU

Average RPI Win:	209	WON-LOST	WINNING	LAST 10	STRENGTH OF	OPP. STRENGTH	TEAM	ADJ.	CONF.	ADJ CONF.
Average RPI Loss:	98	RECORD	PCT. RANK	GAMES	SCHEDULE	OF SCHEDULE	RPI	RPI	RPI	RPI

DIV. I ONLY	4- 7	229	4-6	241	18	246	246	10	10
DIV. I NON-CONF.	4- 7	229	0- 1	240	19	246	246	10	10

TOTALS	RPI 1-25	RPI 26-50	W-L RECORDS	RPI 51-100	RPI 101-150	RPI 150+			
4- 7	0- 0	0- 2	OVERALL	0- 2	1- 1	3- 2			
3- 2	0- 0	0- 0	HOME	0- 1	1- 0	2- 1			
1- 2	0- 0	0- 1	AWAY	0- 0	0- 0	1- 1			
0- 3	0- 0	0- 1	NEUTRAL	0- 1	0- 1	0- 0			
4- 7	0- 0	0- 2	NON-CONFERENCE	0- 2	1- 1	3- 2			
3- 2	0- 0	0- 0	HOME	0- 1	1- 0	2- 1			
1- 2	0- 0	0- 1	AWAY	0- 0	0- 0	1- 1			
0- 3	0- 0	0- 1	NEUTRAL	0- 1	0- 1	0- 0			
0- 0	0- 0	0- 0	CONFERENCE	0- 0	0- 0	0- 0			
0- 0	0- 0	0- 0	HOME	0- 0	0- 0	0- 0			
0- 0	0- 0	0- 0	AWAY	0- 0	0- 0	0- 0			
0- 0	0- 0	0- 0	NEUTRAL	0- 0	0- 0	0- 0			

RPI 1-25				RPI 26-50				RPI 51-100				RPI 101+				Team's RPI: 246	
RPI	S	Opponent	Score	RPI	S	Opponent	Score	RPI	S	Opponent	Score	RPI	S	Opponent	Score		
37	A	Butler	64	47				57	N	Qui nni pi ac	66	69	138	H	Cinci nnati	75	63
43	N	Duke	79	62				67	H	Purdue	38	80	144	N	Fordham	70	78
													160	A	Western Ky.	86	83
													162	A	Missouri St.	54	74
													174	H	Vanderbil t	43	60
													237	H	Cleveland St.	67	62
													301	H	Tennessee St.	90	51
LAST 12 Division I GAMES:																	

Non-Div I Games:

Bal I St.

Average RPI Win:	124	WON-LOST	WINNING	LAST 10	STRENGTH OF	OPP. STRENGTH	TEAM	ADJ.	CONF.	ADJ CONF.
Average RPI Loss:	4	RECORD	PCT. RANK	GAMES	SCHEDULE	OF SCHEDULE	RPI	RPI	RPI	RPI
DIV. I ONLY	8- 1	32	8-1	82	9	10	10	5	5	
DIV. I NON-CONF.	8- 1	32	0- 1	82	9	10	10	5	5	

TOTALS	RPI 1-25	RPI 26-50	W-L RECORDS	RPI 51-100	RPI 101-150	RPI 150+				
8- 1	1- 1	1- 0	OVERALL	1- 0	2- 0	3- 0				
4- 0	0- 0	0- 0	HOME	0- 0	1- 0	3- 0				
2- 1	1- 1	0- 0	AWAY	1- 0	0- 0	0- 0				
2- 0	0- 0	1- 0	NEUTRAL	0- 0	1- 0	0- 0				
8- 1	1- 1	1- 0	NON-CONFERENCE	1- 0	2- 0	3- 0				
4- 0	0- 0	0- 0	HOME	0- 0	1- 0	3- 0				
2- 1	1- 1	0- 0	AWAY	1- 0	0- 0	0- 0				
2- 0	0- 0	1- 0	NEUTRAL	0- 0	1- 0	0- 0				
0- 0	0- 0	0- 0	CONFERENCE	0- 0	0- 0	0- 0				
0- 0	0- 0	0- 0	HOME	0- 0	0- 0	0- 0				
0- 0	0- 0	0- 0	AWAY	0- 0	0- 0	0- 0				
0- 0	0- 0	0- 0	NEUTRAL	0- 0	0- 0	0- 0				

RPI 1-25	Team's RPI: 10	RPI 26-50	RPI 51-100	RPI 101+
RPI S Opponent Score	RPI S Opponent Score	RPI S Opponent Score	RPI S Opponent Score	RPI S Opponent Score
4 A Stanford 63 68	40 N South Dakota St. 72 66	63 A South Carolina 94 69	122 H Southern U. 94 49	139 N Georgetown 67 46
21 A Arizona St. 65 59			170 H Nichol ls St. 100 39	199 H Morehead St. 96 58
			236 H Saint Francis (PA) 116 58	
LAST 12 Division I GAMES:				
4 A Stanford 63 68	122 H Southern U. 94 49	21 A Arizona St. 65 59	236 H Saint Francis (PA) 116 58	170 H Nichol ls St. 100 39
199 H Morehead St. 96 58				
63 A South Carolina 94 69				
139 N Georgetown 67 46				
40 N South Dakota St. 72 66				

Non-Div I Games:

Bayl or

B
e
l
m
o
n
t

Belmont				Through Games Of Dec. 28, 2018																			
Average RPI Win:		173	WON-LOST RECORD	WINNING PCT. RANK	LAST 10 GAMES	STRENGTH OF SCHEDULE	OPP. STRENGTH OF SCHEDULE	TEAM RPI	ADJ. RPI	CONF. RPI	ADJ CONF. RPI												
Average RPI Loss:		56																					
DIV. I ONLY		7- 3	82	7-3	105	68	48	48	21	21													
DIV. I NON-CONF.		7- 3	83	1- 0	105	67	48	48	21	21													

TOTALS		RPI 1-25		RPI 26-50		W-L RECORDS		RPI 51-100		RPI 101-150		RPI 150+											
7- 3		0- 1		1- 0		OVERALL		1- 2		1- 0		4- 0											
3- 1		0- 0		0- 0		HOME		0- 1		0- 0		3- 0											
4- 2		0- 1		1- 0		AWAY		1- 1		1- 0		1- 0											
0- 0		0- 0		0- 0		NEUTRAL		0- 0		0- 0		0- 0											
7- 3		0- 1		1- 0		NON-CONFERENCE		1- 2		1- 0		4- 0											
3- 1		0- 0		0- 0		HOME		0- 1		0- 0		3- 0											
4- 2		0- 1		1- 0		AWAY		1- 1		1- 0		1- 0											
0- 0		0- 0		0- 0		NEUTRAL		0- 0		0- 0		0- 0											
0- 0		0- 0		0- 0		CONFERENCE		0- 0		0- 0		0- 0											
0- 0		0- 0		0- 0		HOME		0- 0		0- 0		0- 0											
0- 0		0- 0		0- 0		AWAY		0- 0		0- 0		0- 0											
0- 0		0- 0		0- 0		NEUTRAL		0- 0		0- 0		0- 0											

RPI 1-25				RPI 26-50				Team's RPI: 48				RPI 51-100				RPI 101+							
RPI	S	Opponent		Score		RPI	S	Opponent		Score		RPI	S	Opponent		Score		RPI	S	Opponent		Score	
5	A	NC State		62 77		49	A	Middle Tenn.		45 38		64	A	Wright St.		79 63		135	A	Chattanooga		67 51	
												71	H	Tol edo		69 78		166	H	Tul sa		78 53	
												92	A	Cl emson		62 65		187	H	Arkansas St.		74 55	
																		295	A	Northern Ky.		71 53	
																		318	H	Lipscomb		83 43	

LAST 12 Division I GAMES:																							
318 H Lipscomb				83 43				187 H Arkansas St.				74 55				135 A Chattanooga				67 51			
92 A Cl emson				62 65				71 H Tol edo				69 78				166 H Tul sa				78 53			
295 A Northern Ky.				71 53				5 A NC State				62 77											
49 A Middle Tenn.				45 38																			
64 A Wright St.				79 63																			

B
e
l
m
o
n
t

Non-Div I Games:

Bel mont

Average RPI Win: 274
Average RPI Loss: 168

WON-LOST
RECORD

WINNING
PCT. RANK

LAST 10
GAMES

STRENGTH OF
SCHEDULE

OPP. STRENGTH
OF SCHEDULE

TEAM
RPI

ADJ.
RPI

CONF.
RPI

ADJ CONF.
RPI

DIV. I ONLY	5- 5	157	5-5	309	192	219	219	32	32
DIV. I NON-CONF.	5- 5	157	0- 1	311	190	220	220	32	32
<hr/>									
TOTALS	RPI 1-25	RPI 26-50	W-L RECORDS	RPI 51-100	RPI 101-150	RPI 150+			
5- 5	0- 0	0- 0	OVERALL	0- 1	0- 0	5- 4			
3- 0	0- 0	0- 0	HOME	0- 0	0- 0	3- 0			
1- 5	0- 0	0- 0	AWAY	0- 1	0- 0	1- 4			
1- 0	0- 0	0- 0	NEUTRAL	0- 0	0- 0	1- 0			
5- 5	0- 0	0- 0	NON-CONFERENCE	0- 1	0- 0	5- 4			
3- 0	0- 0	0- 0	HOME	0- 0	0- 0	3- 0			
1- 5	0- 0	0- 0	AWAY	0- 1	0- 0	1- 4			
1- 0	0- 0	0- 0	NEUTRAL	0- 0	0- 0	1- 0			
0- 0	0- 0	0- 0	CONFERENCE	0- 0	0- 0	0- 0			
0- 0	0- 0	0- 0	HOME	0- 0	0- 0	0- 0			
0- 0	0- 0	0- 0	AWAY	0- 0	0- 0	0- 0			
0- 0	0- 0	0- 0	NEUTRAL	0- 0	0- 0	0- 0			

RPI 1-25				RPI 26-50				RPI 51-100				RPI 101+ Team's RPI: 219			
RPI	S	Opponent	Score	RPI	S	Opponent	Score	RPI	S	Opponent	Score	RPI	S	Opponent	Score
								52	A	Charlotte	69 73	154	A	South Fla.	39 88
												177	A	Georgia St.	57 62
												225	A	Ga. Southern	76 77
												230	A	Florida	53 64
												235	N	Kennesaw St.	64 61
												247	A	Jacksonville	58 56
												267	H	Liberty	81 76
												296	H	North Florida	76 60
												325	H	FIU	68 57
LAST 12 Division I GAMES:															
230	A	Florida	53 64	52	A	Charlotte	69 73								
247	A	Jacksonville	58 56	177	A	Georgia St.	57 62								
225	A	Ga. Southern	76 77	235	N	Kennesaw St.	64 61								
325	H	FIU	68 57	296	H	North Florida	76 60								
154	A	South Fla.	39 88												
267	H	Liberty	81 76												

Non-Div I Games: Flagler 74 59 Edward Waters 73 46

Bethune-Cookman

Loss, Non-Conf, S Site, H Home A Away N Neutral

Average RPI Win:	289	WON-LOST	WINNING	LAST 10	STRENGTH OF	OPP. STRENGTH	TEAM	ADJ.	CONF.	ADJ CONF.
Average RPI Loss:	162	RECORD	PCT. RANK	GAMES	SCHEDULE	OF SCHEDULE	RPI	RPI	RPI	RPI
DIV. I ONLY	3- 7	252	3-7	109	302	253	253	24	24	
DIV. I NON-CONF.	3- 7	252	0- 1	108	302	253	253	24	24	

TOTALS	RPI 1-25	RPI 26-50	W-L RECORDS	RPI 51-100	RPI 101-150	RPI 150+				
3- 7	0- 2	0- 0	OVERALL	0- 1	0- 0	3- 4				
3- 2	0- 0	0- 0	HOME	0- 0	0- 0	3- 2				
0- 5	0- 2	0- 0	AWAY	0- 1	0- 0	0- 2				
0- 0	0- 0	0- 0	NEUTRAL	0- 0	0- 0	0- 0				
3- 7	0- 2	0- 0	NON-CONFERENCE	0- 1	0- 0	3- 4				
3- 2	0- 0	0- 0	HOME	0- 0	0- 0	3- 2				
0- 5	0- 2	0- 0	AWAY	0- 1	0- 0	0- 2				
0- 0	0- 0	0- 0	NEUTRAL	0- 0	0- 0	0- 0				
0- 0	0- 0	0- 0	CONFERENCE	0- 0	0- 0	0- 0				
0- 0	0- 0	0- 0	HOME	0- 0	0- 0	0- 0				
0- 0	0- 0	0- 0	AWAY	0- 0	0- 0	0- 0				
0- 0	0- 0	0- 0	NEUTRAL	0- 0	0- 0	0- 0				

RPI 1-25				RPI 26-50				RPI 51-100				RPI 101+ Team's RPI: 253			
RPI	S	Opponent	Score	RPI	S	Opponent	Score	RPI	S	Opponent	Score	RPI	S	Opponent	Score
1	A	Notre Dame	53 103					72	A	Ohio	49 86	172	H	Lehigh	55 65
17	A	Marquette	40 93									202	H	Cornell	72 61
												248	H	Rider	57 62
												288	A	Niagara	72 79
												320	H	Army West Point	60 47
												334	A	Lafayette	50 59
												346	H	Fairleigh Dickinson	73 54

LAST 12 Division I GAMES:															
172	H	Lehigh	55 65	17	A	Marquette	40 93								
72	A	Ohio	49 86	1	A	Notre Dame	53 103								
334	A	Lafayette	50 59	248	H	Rider	57 62								
202	H	Cornell	72 61	288	A	Niagara	72 79								
				346	H	Fairleigh Dickinson	73 54								
				320	H	Army West Point	60 47								

Non-Div I Games: Charleston (WV) 69 62 Caldwell 73 54

Binghamton

Average RPI Win: 165

Average RPI Loss: 71

WON-LOST
RECORDWINNING
PCT. RANKLAST 10
GAMESSTRENGTH OF
SCHEDULEOPP. STRENGTH
OF SCHEDULETEAM
RPIADJ.
RPICONF.
RPIADJ CONF.
RPIDIV. I ONLY
DIV. I NON-CONF.7- 2
7- 257
578-2
1- 0229
22710
1178
7878
789
99
9

TOTALS

RPI 1-25

RPI 26-50

W-L RECORDS

RPI 51-100

RPI 101-150

RPI 150+

7- 2

0- 1

0- 0

OVERALL

1- 0

3- 1

3- 0

3- 1

0- 1

0- 0

HOME

0- 0

1- 0

2- 0

1- 1

0- 0

0- 0

AWAY

0- 0

1- 1

0- 0

3- 0

0- 0

0- 0

NEUTRAL

1- 0

1- 0

1- 0

7- 2

0- 1

0- 0

NON-CONFERENCE

1- 0

3- 1

3- 0

3- 1

0- 1

0- 0

HOME

0- 0

1- 0

2- 0

1- 1

0- 0

0- 0

AWAY

0- 0

1- 1

0- 0

3- 0

0- 0

0- 0

NEUTRAL

1- 0

1- 0

1- 0

0- 0

0- 0

0- 0

CONFERENCE

0- 0

0- 0

0- 0

0- 0

0- 0

0- 0

HOME

0- 0

0- 0

0- 0

0- 0

0- 0

0- 0

AWAY

0- 0

0- 0

0- 0

0- 0

0- 0

0- 0

NEUTRAL

0- 0

0- 0

0- 0

RPI 1-25

RPI 26-50

RPI 51-100 Team's RPI: 78

RPI 101+

RPI	S	Opponent	Score
8	H	Louisville	55 74

RPI	S	Opponent	Score
-----	---	----------	-------

RPI	S	Opponent	Score
74	N	UNI	61 60

RPI	S	Opponent	Score
105	A	Washington	73 69
134	A	Washington St.	71 95
137	N	Idaho	91 85
146	H	CSUN	74 63
195	H	Southern Utah	88 53
236	N	Saint Francis (PA)	78 64
260	H	Eastern Wash.	67 55

LAST 12 Division I GAMES:

105	A	Washington	73	69	236	N	Saint Francis (PA)	78	64
195	H	Southern Utah	88	53	260	H	Eastern Wash.	67	55
146	H	CSUN	74	63	134	A	Washington St.	71	95
					74	N	UNI	61	60
					137	N	Idaho	91	85
					8	H	Louisville	55	74

Non-Div I Games: Southern Ore. 91 46 Northwest Chrst. 93 26

Boise St.

Average RPI Win: 224		WON-LOST RECORD	WINNING PCT. RANK	LAST 10 GAMES	STRENGTH OF SCHEDULE	OPP. STRENGTH OF SCHEDULE	TEAM RPI	ADJ. RPI	CONF. RPI	ADJ CONF. RPI
Average RPI Loss: 76										
DIV. I ONLY		10- 2	36	8-2	170	207	88	88	1	1
DIV. I NON-CONF.		10- 2	36	1- 0	171	205	87	87	1	1
TOTALS		RPI 1-25	RPI 26-50	W-L RECORDS		RPI 51-100	RPI 101-150	RPI 150+		
10- 2	0- 1		0- 0	OVERALL		0- 0	2- 1	8- 0		
6- 2	0- 1		0- 0	HOME		0- 0	0- 1	6- 0		
2- 0	0- 0		0- 0	AWAY		0- 0	2- 0	0- 0		
2- 0	0- 0		0- 0	NEUTRAL		0- 0	0- 0	2- 0		
10- 2	0- 1		0- 0	NON-CONFERENCE		0- 0	2- 1	8- 0		
6- 2	0- 1		0- 0	HOME		0- 0	0- 1	6- 0		
2- 0	0- 0		0- 0	AWAY		0- 0	2- 0	0- 0		
2- 0	0- 0		0- 0	NEUTRAL		0- 0	0- 0	2- 0		
0- 0	0- 0		0- 0	CONFERENCE		0- 0	0- 0	0- 0		
0- 0	0- 0		0- 0	HOME		0- 0	0- 0	0- 0		
0- 0	0- 0		0- 0	AWAY		0- 0	0- 0	0- 0		
0- 0	0- 0		0- 0	NEUTRAL		0- 0	0- 0	0- 0		

RPI 1-25			
RPI	S	Opponent	Score
22	H	Mi nnesota	69 77
RPI 26-50			
RPI	S	Opponent	Score
RPI 51-100			
RPI	S	Opponent	Score
Team' s RPI : 88			
RPI 101+			
RPI	S	Opponent	Score
120	A	Houston	64 57
129	H	Provi dence	57 61
143	A	Rhode I sland	88 64
186	H	Campbel l	76 56
197	H	Boston U.	78 51
204	H	Hol y Cross	89 63
248	N	Ri der	112 61
277	H	Bryant	83 46
284	H	Saint Peter' s	89 57
287	H	Col umbi a	74 60
290	N	Loyol a Maryl and	73 47
LAST 12 Di vi si on I GAMES:			
248	N	Ri der	112 61
186	H	Campbel l	76 56
197	H	Boston U.	78 51
22	H	Mi nnesota	69 77
277	H	Bryant	83 46
143	A	Rhode I sland	88 64
287	H	Col umbi a	74 60
129	H	Provi dence	57 61
290	N	Loyol a Maryl and	73 47
120	A	Houston	64 57
204	H	Hol y Cross	89 63
284	H	Saint Peter' s	89 57

Non-Div I Games:

Boston College

Average RPI Win: 265

Average RPI Loss: 131

WON-LOST
RECORDWINNING
PCT. RANKLAST 10
GAMESSTRENGTH OF
SCHEDULEOPP. STRENGTH
OF SCHEDULETEAM
RPIADJ.
RPICONF.
RPIADJ CONF.
RPIDIV. I ONLY
DIV. I NON-CONF.4- 6
4- 6211
2124-6
0- 1145
146242
242197
197197
19725
2525
25

TOTALS

RPI 1-25

RPI 26-50

W-L RECORDS

RPI 51-100

RPI 101-150

RPI 150+

4- 6

0- 0

0- 1

OVERALL

0- 2

0- 1

4- 2

4- 0

0- 0

0- 0

HOME

0- 0

0- 0

4- 0

0- 6

0- 0

0- 1

AWAY

0- 2

0- 1

0- 2

0- 0

0- 0

0- 0

NEUTRAL

0- 0

0- 0

0- 0

4- 6

0- 0

0- 1

NON-CONFERENCE

0- 2

0- 1

4- 2

4- 0

0- 0

0- 0

HOME

0- 0

0- 0

4- 0

0- 6

0- 0

0- 1

AWAY

0- 2

0- 1

0- 2

0- 0

0- 0

0- 0

NEUTRAL

0- 0

0- 0

0- 0

0- 0

0- 0

0- 0

CONFERENCE

0- 0

0- 0

0- 0

0- 0

0- 0

0- 0

HOME

0- 0

0- 0

0- 0

0- 0

0- 0

0- 0

AWAY

0- 0

0- 0

0- 0

0- 0

0- 0

0- 0

NEUTRAL

0- 0

0- 0

0- 0

RPI 1-25

RPI 26-50

RPI 51-100

RPI 101+

Team's RPI: 197

RPI S Opponent Score

RPI S Opponent Score

RPI S Opponent Score

RPI S Opponent Score

31 A Northeastern 51 81

75 A Marist 57 68

88 A Boston College 51 78

113 A Harvard 47 67

214 H Delaware 72 61

239 A Dartmouth 44 64

240 A Massachusetts 55 66

263 H Brown 72 51

277 H Bryant 67 65

304 H New Hampshire 60 39

LAST 12 Division I GAMES:

113 A Harvard 47 67

88 A Boston College 51 78

240 A Massachusetts 55 66

239 A Dartmouth 44 64

214 H Delaware 72 61

304 H New Hampshire 60 39

277 H Bryant 67 65

75 A Marist 57 68

263 H Brown 72 51

31 A Northeastern 51 81

B
o
s
t
o
n
U
.B
o
s
t
o
n
U
.

Non-Div I Games:

Boston U.

Loss, Non-Conf, S Site, H Home A Away N Neutral

Average RPI	Win: 298	WON-LOST	WINNING	LAST 10	STRENGTH OF	OPP. STRENGTH	TEAM	ADJ.	CONF.	ADJ CONF.
Average RPI	Loss: 99	RECORD	PCT. RANK	GAMES	SCHEDULE	OF SCHEDULE	RPI	RPI	RPI	RPI
DIV. I ONLY	6- 4	119	6-4	214	275	152	152	10	10	
DIV. I NON-CONF.	6- 4	121	1- 0	213	273	152	152	10	10	

TOTALS	RPI 1-25	RPI 26-50	W-L RECORDS	RPI 51-100	RPI 101-150	RPI 150+				
6- 4	0- 0	0- 1	OVERALL	0- 2	0- 0	6- 1				
4- 0	0- 0	0- 0	HOME	0- 0	0- 0	4- 0				
2- 3	0- 0	0- 1	AWAY	0- 1	0- 0	2- 1				
0- 1	0- 0	0- 0	NEUTRAL	0- 1	0- 0	0- 0				
6- 4	0- 0	0- 1	NON-CONFERENCE	0- 2	0- 0	6- 1				
4- 0	0- 0	0- 0	HOME	0- 0	0- 0	4- 0				
2- 3	0- 0	0- 1	AWAY	0- 1	0- 0	2- 1				
0- 1	0- 0	0- 0	NEUTRAL	0- 1	0- 0	0- 0				
0- 0	0- 0	0- 0	CONFERENCE	0- 0	0- 0	0- 0				
0- 0	0- 0	0- 0	HOME	0- 0	0- 0	0- 0				
0- 0	0- 0	0- 0	AWAY	0- 0	0- 0	0- 0				
0- 0	0- 0	0- 0	NEUTRAL	0- 0	0- 0	0- 0				

RPI	S	Opponent	Score	RPI	S	Opponent	Score	RPI	S	Opponent	Score	RPI	S	Opponent	Score
36	A	Michigan St.	69 99	90	A	Xavier	49 65	171	A	Coastal Caro.	80 81	244	H	Loyol a Chi cago	88 74
				98	N	Mercer	63 76	302	H	Robert Morris	61 60	303	H	Detroit Mercy	79 73
								307	A	Valparaiso	79 72	309	H	Marshall I	99 76
								324	A	Canisius	74 53				
LAST 12 Division I GAMES:															
303	H	Detroit Mercy	79 73	307	A	Valparaiso	79 72								
324	A	Canisius	74 53	302	H	Robert Morris	61 60								
90	A	Xavier	49 65	309	H	Marshall I	99 76								
98	N	Mercer	63 76	36	A	Michigan St.	69 99								
171	A	Coastal Caro.	80 81												
244	H	Loyol a Chi cago	88 74												

Non-Div I Games:

Bowling Green

Average RPI Win: 257
Average RPI Loss: 67

DIV. I ONLY	9- 1	27	9-1	343	78	141	141	14	14
DIV. I NON-CONF.	9- 1	27	1- 0	343	78	141	141	14	14
TOTALS	RPI 1-25	RPI 26-50	W-L RECORDS	RPI 51-100	RPI 101-150	RPI 150+			
9- 1	0- 0	0- 0	OVERALL	0- 1	0- 0	9- 0			
5- 0	0- 0	0- 0	HOME	0- 0	0- 0	5- 0			
3- 1	0- 0	0- 0	AWAY	0- 1	0- 0	3- 0			
1- 0	0- 0	0- 0	NEUTRAL	0- 0	0- 0	1- 0			
9- 1	0- 0	0- 0	NON-CONFERENCE	0- 1	0- 0	9- 0			
5- 0	0- 0	0- 0	HOME	0- 0	0- 0	5- 0			
3- 1	0- 0	0- 0	AWAY	0- 1	0- 0	3- 0			
1- 0	0- 0	0- 0	NEUTRAL	0- 0	0- 0	1- 0			
0- 0	0- 0	0- 0	CONFERENCE	0- 0	0- 0	0- 0			
0- 0	0- 0	0- 0	HOME	0- 0	0- 0	0- 0			
0- 0	0- 0	0- 0	AWAY	0- 0	0- 0	0- 0			
0- 0	0- 0	0- 0	NEUTRAL	0- 0	0- 0	0- 0			

RPI 1-25				RPI 26-50				RPI 51-100				RPI 101+				Team's RPI: 141	
RPI	S	Opponent	Score	RPI	S	Opponent	Score	RPI	S	Opponent	Score	RPI	S	Opponent	Score		
								67	A	Purdue	61	74	208	H	Eastern Ill.	67	64
												214	N	Delaware	59	47	
												221	H	Southeast Mo. St.	85	79	
												237	A	Cleveland St.	67	65	
												258	H	Oakland	73	64	
												262	H	Western Ill.	82	68	
												285	A	Omaha	80	60	
												298	A	Fla. Atlantic	80	59	
												326	H	Chicago St.	89	59	
LAST 12 Division I GAMES:																	
				237	A	Cleveland St.	67	65	298	A	Fla. Atlantic	80	59				
				285	A	Omaha	80	60	326	H	Chicago St.	89	59				
				262	H	Western Ill.	82	68	67	A	Purdue	61	74				
				258	H	Oakland	73	64	221	H	Southeast Mo. St.	85	79				
				208	H	Eastern Ill.	67	64									
				214	N	Delaware	59	47									

Bradley

Average RPI Win:	267	WON-LOST	WINNING	LAST 10	STRENGTH OF	OPP. STRENGTH	TEAM	ADJ.	CONF.	ADJ CONF.
Average RPI Loss:	156	RECORD	PCT. RANK	GAMES	SCHEDULE	OF SCHEDULE	RPI	RPI	RPI	RPI
DIV. I ONLY	5- 6	178	5-5	298	186	263	263	12	12	
DIV. I NON-CONF.	5- 6	177	0- 1	299	185	262	262	12	12	

TOTALS	RPI 1-25	RPI 26-50	W-L RECORDS	RPI 51-100	RPI 101-150	RPI 150+				
5- 6	0- 0	0- 2	OVERALL	0- 0	0- 1	5- 3				
3- 2	0- 0	0- 1	HOME	0- 0	0- 0	3- 1				
1- 4	0- 0	0- 1	AWAY	0- 0	0- 1	1- 2				
1- 0	0- 0	0- 0	NEUTRAL	0- 0	0- 0	1- 0				
5- 6	0- 0	0- 2	NON-CONFERENCE	0- 0	0- 1	5- 3				
3- 2	0- 0	0- 1	HOME	0- 0	0- 0	3- 1				
1- 4	0- 0	0- 1	AWAY	0- 0	0- 1	1- 2				
1- 0	0- 0	0- 0	NEUTRAL	0- 0	0- 0	1- 0				
0- 0	0- 0	0- 0	CONFERENCE	0- 0	0- 0	0- 0				
0- 0	0- 0	0- 0	HOME	0- 0	0- 0	0- 0				
0- 0	0- 0	0- 0	AWAY	0- 0	0- 0	0- 0				
0- 0	0- 0	0- 0	NEUTRAL	0- 0	0- 0	0- 0				

Brown

Brown

RPI 1-25				RPI 26-50				RPI 51-100				RPI 101+ Team's RPI: 263			
RPI	S	Opponent	Score	RPI	S	Opponent	Score	RPI	S	Opponent	Score	RPI	S	Opponent	Score
				29	A	Maine	96 102					143	A	Rhode Island	67 72
				47	H	Bucknell	78 91					197	A	Boston U.	51 72
												204	A	Holy Cross	89 85
												240	H	Massachusetts	61 90
												273	H	Central Conn. St.	68 63
												277	A	Bryant	57 75
												277	N	Bryant	84 68
												278	H	Fairfield	68 49
												304	H	New Hampshire	76 70
LAST 12 Division I GAMES:															
				278	H	Fairfield	68 49					143	A	Rhode Island	67 72
				204	A	Holy Cross	89 85					29	A	Maine	96 102
				304	H	New Hampshire	76 70					277	N	Bryant	84 68
				197	A	Boston U.	51 72					47	H	Bucknell	78 91
				277	A	Bryant	57 75					240	H	Massachusetts	61 90
				273	H	Central Conn. St.	68 63								

Non-Div I Games: Johnson & Wales (RI) 78 46

Brown

Average RPI Win: **268**
 Average RPI Loss: **165**

WON-LOST
RECORD

WINNING
PCT. RANK

LAST 10
GAMES

STRENGTH OF
SCHEDULE

OPP. STRENGTH
OF SCHEDULE

TEAM
RPI

ADJ.
RPI

CONF.
RPI

ADJ CONF.
RPI

DIV. I ONLY	2- 8	294	2-8	187	210	277	277	31	31
DIV. I NON-CONF.	2- 8	293	0- 1	186	208	277	277	31	31

TOTALS	RPI 1-25	RPI 26-50	W-L RECORDS	RPI 51-100	RPI 101-150	RPI 150+			
2- 8	0- 0	0- 1	OVERALL	0- 1	0- 2	2- 4			
1- 1	0- 0	0- 1	HOME	0- 0	0- 0	1- 0			
1- 5	0- 0	0- 0	AWAY	0- 1	0- 1	1- 3			
0- 2	0- 0	0- 0	NEUTRAL	0- 0	0- 1	0- 1			
2- 8	0- 0	0- 1	NON-CONFERENCE	0- 1	0- 2	2- 4			
1- 1	0- 0	0- 1	HOME	0- 0	0- 0	1- 0			
1- 5	0- 0	0- 0	AWAY	0- 1	0- 1	1- 3			
0- 2	0- 0	0- 0	NEUTRAL	0- 0	0- 1	0- 1			
0- 0	0- 0	0- 0	CONFERENCE	0- 0	0- 0	0- 0			
0- 0	0- 0	0- 0	HOME	0- 0	0- 0	0- 0			
0- 0	0- 0	0- 0	AWAY	0- 0	0- 0	0- 0			
0- 0	0- 0	0- 0	NEUTRAL	0- 0	0- 0	0- 0			

RPI 1-25				RPI 26-50				RPI 51-100				RPI 101+ Team's RPI: 277			
RPI	S	Opponent	Score	RPI	S	Opponent	Score	RPI	S	Opponent	Score	RPI	S	Opponent	Score
				29	H	Maine	57 74	88	A	Boston College	46 83	117	A	Hartford	57 67
												129	N	Providence	64 72
												194	A	West Virginia	48 94
												197	A	Boston U.	65 67
												263	H	Brown	75 57
												263	N	Brown	68 84
												272	A	UMass Lowell	58 57
												304	A	New Hampshire	74 79

LAST 12 Division I GAMES:															
194	A	West Virginia	48 94	129	N	Providence	64 72	117	A	Hartford	57 67	88	A	Boston College	46 83
29	H	Maine	57 74	263	H	Brown	75 57	263	N	Brown	68 84	304	A	New Hampshire	74 79
263	H	Brown	75 57	272	A	UMass Lowell	58 57	197	A	Boston U.	65 67				

Non-Div I Games:

Bryant

Average RPI	Win: 212	WON-LOST RECORD	WINNING PCT. RANK	LAST 10 GAMES	STRENGTH OF SCHEDULE	OPP. STRENGTH OF SCHEDULE	TEAM RPI	ADJ. RPI	CONF. RPI	ADJ CONF. RPI
Average RPI	Loss: 83									
DIV. I ONLY	9- 2	41	8-2	181	116	47	47	25	25	
DIV. I NON-CONF.	9- 2	41	1- 0	181	116	47	47	25	25	

TOTALS	RPI 1-25	RPI 26-50	W-L RECORDS	RPI 51-100	RPI 101-150	RPI 150+				
9- 2	0- 1	0- 0	OVERALL	1- 0	1- 0	7- 1				
4- 0	0- 0	0- 0	HOME	1- 0	1- 0	2- 0				
3- 2	0- 1	0- 0	AWAY	0- 0	0- 0	3- 1				
2- 0	0- 0	0- 0	NEUTRAL	0- 0	0- 0	2- 0				
9- 2	0- 1	0- 0	NON-CONFERENCE	1- 0	1- 0	7- 1				
4- 0	0- 0	0- 0	HOME	1- 0	1- 0	2- 0				
3- 2	0- 1	0- 0	AWAY	0- 0	0- 0	3- 1				
2- 0	0- 0	0- 0	NEUTRAL	0- 0	0- 0	2- 0				
0- 0	0- 0	0- 0	CONFERENCE	0- 0	0- 0	0- 0				
0- 0	0- 0	0- 0	HOME	0- 0	0- 0	0- 0				
0- 0	0- 0	0- 0	AWAY	0- 0	0- 0	0- 0				
0- 0	0- 0	0- 0	NEUTRAL	0- 0	0- 0	0- 0				

RPI 1-25				RPI 26-50				Team's RPI: 47				RPI 51-100				RPI 101+			
RPI	S	Opponent	Score	RPI	S	Opponent	Score	RPI	S	Opponent	Score	RPI	S	Opponent	Score	RPI	S	Opponent	Score
6	A	Syracuse	56 70									57	H	Quinnipiac	75 58	114	H	Youngstown St.	73 68
																159	A	Drexel	42 64
																226	A	St. Bonaventure	77 46
																227	A	Monmouth	70 32
																240	N	Massachusetts	77 58
																248	H	Rider	80 59
																259	H	Lona	81 43
																263	A	Brown	91 78
																278	N	Fairfield	77 54
LAST 12 Division I GAMES:																			
114	H	Youngstown St.	73 68	259	H	Lona	81 43	226	A	St. Bonaventure	77 46	263	A	Brown	91 78	278	N	Fairfield	77 54
248	H	Rider	80 59	226	A	St. Bonaventure	77 46	263	A	Brown	91 78	278	N	Fairfield	77 54	240	N	Massachusetts	77 58
159	A	Drexel	42 64	263	A	Brown	91 78	278	N	Fairfield	77 54	240	N	Massachusetts	77 58	6	A	Syracuse	56 70
57	H	Quinnipiac	75 58	278	N	Fairfield	77 54	6	A	Syracuse	56 70								
227	A	Monmouth	70 32	6	A	Syracuse	56 70												

Non-Div I Games:

Bucknell I

Average RPI Win: 223

Average RPI Loss: 24

WON-LOST
RECORDWINNING
PCT. RANKLAST 10
GAMESSTRENGTH OF
SCHEDULEOPP. STRENGTH
OF SCHEDULETEAM
RPIADJ.
RPICONF.
RPIADJ CONF.
RPIDIV. I ONLY
DIV. I NON-CONF.8- 3
8- 367
697-3
1- 0189
18855
5366
6666
6610
1010
10

TOTALS

RPI 1-25

RPI 26-50

W-L RECORDS

RPI 51-100

RPI 101-150

RPI 150+

8- 3
2- 1
4- 2
2- 00- 2
0- 1
0- 1
0- 01- 0
0- 0
0- 0
1- 0OVERALL
HOME
AWAY
NEUTRAL0- 1
0- 0
0- 1
0- 01- 0
0- 0
0- 0
1- 06- 0
2- 0
4- 0
0- 08- 3
2- 1
4- 2
2- 00- 2
0- 1
0- 1
0- 01- 0
0- 0
0- 0
1- 0NON-CONFERENCE
HOME
AWAY
NEUTRAL0- 1
0- 0
0- 1
0- 01- 0
0- 0
0- 0
1- 06- 0
2- 0
4- 0
0- 00- 0
0- 0
0- 0
0- 00- 0
0- 0
0- 0
0- 00- 0
0- 0
0- 0
0- 0CONFERENCE
HOME
AWAY
NEUTRAL0- 0
0- 0
0- 0
0- 00- 0
0- 0
0- 0
0- 00- 0
0- 0
0- 0
0- 0

RPI 1-25

RPI 26-50

RPI 51-100 Team's RPI: 66

RPI 101+

RPI	S	Opponent	Score
3	A	Oregon	82 102
4	H	Stanford	55 62

RPI	S	Opponent	Score
40	N	South Dakota St.	61 55

RPI	S	Opponent	Score
65	A	Dayton	59 72

RPI	S	Opponent	Score
139	N	Georgetown	73 64
226	H	St. Bonaventure	90 43
239	A	Dartmouth	75 69
251	A	UMES	69 63
273	A	Central Conn. St.	82 69
288	H	Niagara	88 61
324	A	Canisius	84 66

LAST 12 Division I GAMES:

226	H	St. Bonaventure	90 43
4	H	Stanford	55 62
239	A	Dartmouth	75 69
288	H	Niagara	88 61
251	A	UMES	69 63

65	A	Dayton	59 72
324	A	Canisius	84 66
273	A	Central Conn. St.	82 69
40	N	South Dakota St.	61 55
139	N	Georgetown	73 64
3	A	Oregon	82 102

Buffalo

Buffalo

Non-Div I Games:

Buffalo

Loss,
Non-Conf,
S Site,
H Home
A Away
N Neutral

Average RPI Win: 219

Average RPI Loss: 15

WON-LOST
RECORDWINNING
PCT. RANKLAST 10
GAMESSTRENGTH OF
SCHEDULEOPP. STRENGTH
OF SCHEDULETEAM
RPIADJ.
RPICONF.
RPIADJ CONF.
RPIDIV. I ONLY
DIV. I NON-CONF.10- 1
10- 117
179-1
1- 0151
152220
21937
3537
354
34
3

TOTALS

RPI 1-25

RPI 26-50

W-L RECORDS

RPI 51-100

RPI 101-150

RPI 150+

10- 1

0- 1

0- 0

OVERALL

0- 0

1- 0

9- 0

7- 0

0- 0

0- 0

HOME

0- 0

0- 0

7- 0

1- 1

0- 1

0- 0

AWAY

0- 0

0- 0

1- 0

2- 0

0- 0

0- 0

NEUTRAL

0- 0

1- 0

1- 0

10- 1

0- 1

0- 0

NON-CONFERENCE

0- 0

1- 0

9- 0

7- 0

0- 0

0- 0

HOME

0- 0

0- 0

7- 0

1- 1

0- 1

0- 0

AWAY

0- 0

0- 0

1- 0

2- 0

0- 0

0- 0

NEUTRAL

0- 0

1- 0

1- 0

0- 0

0- 0

0- 0

CONFERENCE

0- 0

0- 0

0- 0

0- 0

0- 0

0- 0

HOME

0- 0

0- 0

0- 0

0- 0

0- 0

0- 0

AWAY

0- 0

0- 0

0- 0

0- 0

0- 0

0- 0

NEUTRAL

0- 0

0- 0

0- 0

RPI 1-25

RPI 26-50

Team's RPI: 37

RPI 51-100

RPI 101+

RPI	S	Opponent	Score
15	A	Indiana	46 66

RPI	S	Opponent	Score
-----	---	----------	-------

RPI	S	Opponent	Score
-----	---	----------	-------

RPI	S	Opponent	Score
110	N	Ohio St.	66 53
179	H	Indiana St.	72 49
200	A	Akron	63 47
208	H	Eastern Ill.	72 37
228	N	Eastern Mi ch.	73 63
238	H	Illinois St.	58 56
246	H	Ball St.	64 47
249	H	Murray St.	86 65
262	H	Western Ill.	92 51
272	H	UMass Lowell	89 36

LAST 12 Division I GAMES:

228	N	Eastern Mi ch.	73	63	15	A	Indiana	46	66
110	N	Ohio St.	66	53	246	H	Ball St.	64	47
179	H	Indiana St.	72	49	238	H	Illinois St.	58	56
200	A	Akron	63	47	272	H	UMass Lowell	89	36
208	H	Eastern Ill.	72	37	262	H	Western Ill.	92	51
					249	H	Murray St.	86	65

Butler

Butler

Non-Div I Games:

Butler

Loss,
 Non-Conf, S Site,
 H Home
A Away
 N Neutral

Average RPI Win: 172 WON-LOST RECORD WINNING PCT. RANK LAST 10 GAMES STRENGTH OF SCHEDULE OPP. STRENGTH OF SCHEDULE TEAM RPI ADJ. RPI CONF. RPI ADJ. CONF. RPI

DIV. I ONLY	2- 7	286	3-7	307	241	306	306	30	30
DIV. I NON-CONF.	2- 7	285	0- 1	308	241	305	305	30	30
TOTALS	RPI 1-25	RPI 26-50	W-L RECORDS	RPI 51-100	RPI 101-150	RPI 150+			
2- 7	0- 0	0- 0	OVERALL	1- 1	0- 0	1- 6			
1- 0	0- 0	0- 0	HOME	1- 0	0- 0	0- 0			
1- 7	0- 0	0- 0	AWAY	0- 1	0- 0	1- 6			
0- 0	0- 0	0- 0	NEUTRAL	0- 0	0- 0	0- 0			
2- 7	0- 0	0- 0	NON-CONFERENCE	1- 1	0- 0	1- 6			
1- 0	0- 0	0- 0	HOME	1- 0	0- 0	0- 0			
1- 7	0- 0	0- 0	AWAY	0- 1	0- 0	1- 6			
0- 0	0- 0	0- 0	NEUTRAL	0- 0	0- 0	0- 0			
0- 0	0- 0	0- 0	CONFERENCE	0- 0	0- 0	0- 0			
0- 0	0- 0	0- 0	HOME	0- 0	0- 0	0- 0			
0- 0	0- 0	0- 0	AWAY	0- 0	0- 0	0- 0			
0- 0	0- 0	0- 0	NEUTRAL	0- 0	0- 0	0- 0			

RPI 1-25	RPI 26-50	RPI 51-100	RPI 101+	Team's RPI: 306
RPI S Opponent Score	RPI S Opponent Score	RPI S Opponent Score	RPI S Opponent Score	
		64 H Wright St. 76 74	210 A Cal St. Fullerton 56 64	
		96 A UC Irvine 78 85	231 A SMU 43 49	
			256 A North Texas 59 71	
			279 A UC Santa Barbara 56 48	
			283 A San Jose St. 72 82	
			285 A Omaha 46 53	
			315 A UTEP 47 53	
LAST 12 Division I GAMES:				
256 A North Texas 59 71	283 A San Jose St. 72 82			
231 A SMU 43 49	315 A UTEP 47 53			
285 A Omaha 46 53	279 A UC Santa Barbara 56 48			
210 A Cal St. Fullerton 56 64	64 H Wright St. 76 74			
96 A UC Irvine 78 85				

Non-Div I Games: Whittier 74 46 Westcliff 91 37

Average RPI Win:	219	WON-LOST	WINNING	LAST 10	STRENGTH OF	OPP. STRENGTH	TEAM	ADJ.	CONF.	ADJ CONF.
Average RPI Loss:	72	RECORD	PCT. RANK	GAMES	SCHEDULE	OF SCHEDULE	RPI	RPI	RPI	RPI
DIV. I ONLY	6- 7	176	5-5	132	81	146	146	20	20	
DIV. I NON-CONF.	6- 7	175	0- 1	132	81	146	146	20	20	

TOTALS	RPI 1-25	RPI 26-50	W-L RECORDS	RPI 51-100	RPI 101-150	RPI 150+				
6- 7	0- 2	0- 1	OVERALL	0- 1	2- 3	4- 0				
4- 2	0- 0	0- 0	HOME	0- 0	1- 2	3- 0				
2- 5	0- 2	0- 1	AWAY	0- 1	1- 1	1- 0				
0- 0	0- 0	0- 0	NEUTRAL	0- 0	0- 0	0- 0				
6- 7	0- 2	0- 1	NON-CONFERENCE	0- 1	2- 3	4- 0				
4- 2	0- 0	0- 0	HOME	0- 0	1- 2	3- 0				
2- 5	0- 2	0- 1	AWAY	0- 1	1- 1	1- 0				
0- 0	0- 0	0- 0	NEUTRAL	0- 0	0- 0	0- 0				
0- 0	0- 0	0- 0	CONFERENCE	0- 0	0- 0	0- 0				
0- 0	0- 0	0- 0	HOME	0- 0	0- 0	0- 0				
0- 0	0- 0	0- 0	AWAY	0- 0	0- 0	0- 0				
0- 0	0- 0	0- 0	NEUTRAL	0- 0	0- 0	0- 0				

RPI 1-25				RPI 26-50				RPI 51-100				RPI 101+ Team's RPI: 146			
RPI	S	Opponent	Score	RPI	S	Opponent	Score	RPI	S	Opponent	Score	RPI	S	Opponent	Score
7	A	Cal i forn i a	42 67	39	A	Southern Cal i forn i a	42 58	78	A	Bo i se St.	63 74	113	H	Harvard	55 75
11	A	Drake	63 73									118	H	Loyol a Marymount	53 72
												134	H	Washi ngton St.	65 52
												137	A	I daho	73 88
												150	A	Santa Clara	53 38
												196	H	San Diego St.	77 74
												266	H	Cal i forn i a Bapt i st	73 67
												283	H	San Jose St.	76 40
												285	A	Omaha	64 52
LAST 12 Di vi si on I GAMES:															
39	A	Southern Cal i forn i a	42 58	113	H	Harvard	55 75	283	H	San Jose St.	76 40	134	H	Washi ngton St.	65 52
196	H	San Diego St.	77 74	285	A	Omaha	64 52	11	A	Drake	63 73				
118	H	Loyol a Marymount	53 72	78	A	Bo i se St.	63 74								
7	A	Cal i forn i a	42 67												
150	A	Santa Clara	53 38												
266	H	Cal i forn i a Bapt i st	73 67												

Non-Di v I Games:

CSUN

Cal Poly										Through Games Of Dec. 28, 2018									
Average RPI Win:		292		WON-LOST		WINNING		LAST 10		STRENGTH OF		OPP. STRENGTH		TEAM		ADJ.		CONF.	
Average RPI Loss:		139		RECORD		PCT. RANK		GAMES		SCHEDULE		OF SCHEDULE		RPI		RPI		RPI	
DIV. I ONLY		2- 8		294		2-8		278		111		308		308		20		20	
DIV. I NON-CONF.		2- 8		293		0- 1		278		112		307		307		20		20	
TOTALS		RPI 1-25		RPI 26-50		W-L RECORDS		RPI 51-100		RPI 101-150		RPI 150+							
2- 8		0- 0		0- 1		OVERALL		0- 2		0- 1		2- 4							
1- 3		0- 0		0- 1		HOME		0- 0		0- 0		1- 2							
1- 4		0- 0		0- 0		AWAY		0- 2		0- 1		1- 1							
0- 1		0- 0		0- 0		NEUTRAL		0- 0		0- 0		0- 1							
2- 8		0- 0		0- 1		NON-CONFERENCE		0- 2		0- 1		2- 4							
1- 3		0- 0		0- 1		HOME		0- 0		0- 0		1- 2							
1- 4		0- 0		0- 0		AWAY		0- 2		0- 1		1- 1							
0- 1		0- 0		0- 0		NEUTRAL		0- 0		0- 0		0- 1							
0- 0		0- 0		0- 0		CONFERENCE		0- 0		0- 0		0- 0							
0- 0		0- 0		0- 0		HOME		0- 0		0- 0		0- 0							
0- 0		0- 0		0- 0		AWAY		0- 0		0- 0		0- 0							
0- 0		0- 0		0- 0		NEUTRAL		0- 0		0- 0		0- 0							
RPI 1-25		RPI 26-50		RPI 51-100		RPI 101+		Team's RPI: 308											
RPI	S	Opponent	Score	RPI	S	Opponent	Score	RPI	S	Opponent	Score	RPI	S	Opponent	Score				
				45	H	Saint Mary's (CA)	51 69	54	A	Oregon St.	54 79	102	A	Fresno St.	58 76				
								60	A	UCLA	35 81	169	H	Illinois	51 74				
												198	H	Pepperdine	63 70				
												216	A	Sacramento St.	85 88				
												260	H	Eastern Wash.	59 55				
												268	N	San Francisco	62 65				
												323	A	Seattle U	60 50				
LAST 12 Division I GAMES:																			
				45	H	Saint Mary's (CA)	51 69	60	A	UCLA	35 81								
				260	H	Eastern Wash.	59 55	323	A	Seattle U	60 50								
				198	H	Pepperdine	63 70	216	A	Sacramento St.	85 88								
				169	H	Illinois	51 74	54	A	Oregon St.	54 79								
				268	N	San Francisco	62 65												
				102	A	Fresno St.	58 76												
Non-Div I Games: Academy of Art 87 65																			
Cal Poly																			
Loss, Non-Conf, S Site, H Home A Away N Neutral																			
Page 38																			

Average RPI Win:	284	WON-LOST	WINNING	LAST 10	STRENGTH OF	OPP. STRENGTH	TEAM	ADJ.	CONF.	ADJ CONF.
Average RPI Loss:	125	RECORD	PCT. RANK	GAMES	SCHEDULE	OF SCHEDULE	RPI	RPI	RPI	RPI
DIV. I ONLY	6- 5	145	6-4	273	246	210	210	20	20	
DIV. I NON-CONF.	6- 5	144	0- 1	273	245	210	210	20	20	

TOTALS	RPI 1-25	RPI 26-50	W-L RECORDS	RPI 51-100	RPI 101-150	RPI 150+				
6- 5	0- 0	0- 0	OVERALL	0- 2	0- 2	6- 1				
2- 3	0- 0	0- 0	HOME	0- 1	0- 1	2- 1				
4- 2	0- 0	0- 0	AWAY	0- 1	0- 1	4- 0				
0- 0	0- 0	0- 0	NEUTRAL	0- 0	0- 0	0- 0				
6- 5	0- 0	0- 0	NON-CONFERENCE	0- 2	0- 2	6- 1				
2- 3	0- 0	0- 0	HOME	0- 1	0- 1	2- 1				
4- 2	0- 0	0- 0	AWAY	0- 1	0- 1	4- 0				
0- 0	0- 0	0- 0	NEUTRAL	0- 0	0- 0	0- 0				
0- 0	0- 0	0- 0	CONFERENCE	0- 0	0- 0	0- 0				
0- 0	0- 0	0- 0	HOME	0- 0	0- 0	0- 0				
0- 0	0- 0	0- 0	AWAY	0- 0	0- 0	0- 0				
0- 0	0- 0	0- 0	NEUTRAL	0- 0	0- 0	0- 0				

RPI 1-25				RPI 26-50				RPI 51-100				RPI 101+ Team's RPI: 210					
RPI	S	Opponent	Score	RPI	S	Opponent	Score	RPI	S	Opponent	Score	RPI	S	Opponent	Score		
								81	H	Paci fi c	64	72	105	A	Washi ngton	74	83
								95	A	Portl and	74	83	150	H	Santa Clara	60	64
													196	H	San Diego St.	72	83
													239	H	Dartmouth	67	62
													266	A	Cal i forni a Baptist	79	65
													284	A	Saint Peter's	69	45
													287	A	Col umbi a	61	58
													306	H	CSU Bakersfi el d	64	56
													323	A	Seattle U	57	54
LAST 12 Division I GAMES:																	
				239	H	Dartmouth	67	62	81	H	Paci fi c	64	72				
				95	A	Portl and	74	83	284	A	Saint Peter's	69	45				
				150	H	Santa Clara	60	64	287	A	Col umbi a	61	58				
				196	H	San Diego St.	72	83	306	H	CSU Bakersfi el d	64	56				
				266	A	Cal i forni a Baptist	79	65	323	A	Seattle U	57	54				
				105	A	Washi ngton	74	83									

Non-Div I Games: Antelope Valley 77 65

Cal St. Fullerton

■ Loss,
 ■ Non-Conf,
 ■ S Site,
 ■ Home
 ■ A Away
 N Neutral

C
a
l
i
f
o
r
n
i
a

C
a
l
i
f
o
r
n
i
a

Cal i forni a

Average RPI Win:	234	WON-LOST	WINNING	LAST 10	STRENGTH OF	OPP. STRENGTH	TEAM	ADJ.	CONF.	ADJ CONF.
Average RPI Loss:	135	RECORD	PCT. RANK	GAMES	SCHEDULE	OF SCHEDULE	RPI	RPI	RPI	RPI
DIV. I ONLY	3- 6	238	5-5	289	93	266	266	30	30	
DIV. I NON-CONF.	3- 6	239	1- 0	289	94	265	265	30	30	

TOTALS	RPI 1-25	RPI 26-50	W-L RECORDS	RPI 51-100	RPI 101-150	RPI 150+				
3- 6	0- 0	0- 0	OVERALL	0- 2	0- 2	3- 2				
1- 2	0- 0	0- 0	HOME	0- 1	0- 0	1- 1				
2- 3	0- 0	0- 0	AWAY	0- 0	0- 2	2- 1				
0- 1	0- 0	0- 0	NEUTRAL	0- 1	0- 0	0- 0				
3- 6	0- 0	0- 0	NON-CONFERENCE	0- 2	0- 2	3- 2				
1- 2	0- 0	0- 0	HOME	0- 1	0- 0	1- 1				
2- 3	0- 0	0- 0	AWAY	0- 0	0- 2	2- 1				
0- 1	0- 0	0- 0	NEUTRAL	0- 1	0- 0	0- 0				
0- 0	0- 0	0- 0	CONFERENCE	0- 0	0- 0	0- 0				
0- 0	0- 0	0- 0	HOME	0- 0	0- 0	0- 0				
0- 0	0- 0	0- 0	AWAY	0- 0	0- 0	0- 0				
0- 0	0- 0	0- 0	NEUTRAL	0- 0	0- 0	0- 0				

RPI	S	Opponent	Score	RPI	S	Opponent	Score	RPI	S	Opponent	Score	RPI	S	Opponent	Score	Team's RPI: 266
53	N	BYU	69 76	59	H	Idaho St.	57 72	145	A	Northern Ari z.	88 91	146	A	CSUN	67 73	
								182	H	UC Ri versi de	65 57	196	A	San Diego St.	67 83	
								210	H	Cal St. Fullerton	65 79	242	A	Long Beach St.	85 83	
								279	A	UC Santa Barbara	76 64					
LAST 12 Divi s i o n I GAMES:																
279	A	UC Santa Barbara	76 64	182	H	UC Ri versi de	65 57	146	A	CSUN	67 73	53	N	BYU	69 76	
242	A	Long Beach St.	85 83	196	A	San Diego St.	67 83	145	A	Northern Ari z.	88 91	210	H	Cal St. Fullerton	65 79	
59	H	Idaho St.	57 72													

Non-Di v I Games: La Sierra 91 44 Notre Dame de Namur 80 47 Fresno Paci fi c 93 71

Average RPI Win:	300	WON-LOST	WINNING	LAST 10	STRENGTH OF	OPP. STRENGTH	TEAM	ADJ.	CONF.	ADJ CONF.
Average RPI Loss:	105	RECORD	PCT. RANK	GAMES	SCHEDULE	OF SCHEDULE	RPI	RPI	RPI	RPI
DIV. I ONLY	6- 3	95	7-3	281	260	186	186	29	29	
DIV. I NON-CONF.	6- 3	95	1- 0	280	259	187	187	29	29	

TOTALS	RPI 1-25	RPI 26-50	W-L RECORDS	RPI 51-100	RPI 101-150	RPI 150+				
6- 3	0- 1	0- 0	OVERALL	0- 1	0- 0	6- 1				
2- 2	0- 1	0- 0	HOME	0- 0	0- 0	2- 1				
3- 1	0- 0	0- 0	AWAY	0- 1	0- 0	3- 0				
1- 0	0- 0	0- 0	NEUTRAL	0- 0	0- 0	1- 0				
6- 3	0- 1	0- 0	NON-CONFERENCE	0- 1	0- 0	6- 1				
2- 2	0- 1	0- 0	HOME	0- 0	0- 0	2- 1				
3- 1	0- 0	0- 0	AWAY	0- 1	0- 0	3- 0				
1- 0	0- 0	0- 0	NEUTRAL	0- 0	0- 0	1- 0				
0- 0	0- 0	0- 0	CONFERENCE	0- 0	0- 0	0- 0				
0- 0	0- 0	0- 0	HOME	0- 0	0- 0	0- 0				
0- 0	0- 0	0- 0	AWAY	0- 0	0- 0	0- 0				
0- 0	0- 0	0- 0	NEUTRAL	0- 0	0- 0	0- 0				

RPI 1-25				RPI 26-50				RPI 51-100				RPI 101+				Team's RPI: 186
RPI	S	Opponent	Score	RPI	S	Opponent	Score	RPI	S	Opponent	Score	RPI	S	Opponent	Score	
24	H	Old Dominion	59 83					88	A	Boston College	56 76	203	H	Howard	64 69	
												271	H	UNC Greensboro	53 49	
												285	N	Omaha	65 52	
												289	A	Western Caro.	63 37	
												292	A	Norfolk St.	57 49	
												325	A	FIU	59 54	
												338	H	Col. of Charleston	66 65	
LAST 12 Division I GAMES:																
325	A	FIU	59 54	285	N	Omaha	65 52									
88	A	Boston College	56 76	292	A	Norfolk St.	57 49									
203	H	Howard	64 69	338	H	Col. of Charleston	66 65									
271	H	UNC Greensboro	53 49	289	A	Western Caro.	63 37									
				24	H	Old Dominion	59 83									

Non-Div I Games: William Peace 65 36

Campbell

Average RPI Win:	315	WON-LOST	WINNING	LAST 10	STRENGTH OF	OPP. STRENGTH	TEAM	ADJ.	CONF.	ADJ CONF.
Average RPI Loss:	199	RECORD	PCT. RANK	GAMES	SCHEDULE	OF SCHEDULE	RPI	RPI	RPI	RPI
DIV. I ONLY	2- 9	301	2-8	252	322	324	324	28	28	
DIV. I NON-CONF.	2- 9	299	1- 0	251	322	325	325	28	28	

TOTALS	RPI 1-25	RPI 26-50	W-L RECORDS	RPI 51-100	RPI 101-150	RPI 150+				
2- 9	0- 0	0- 0	OVERALL	0- 1	0- 2	2- 6				
1- 5	0- 0	0- 0	HOME	0- 1	0- 2	1- 2				
1- 4	0- 0	0- 0	AWAY	0- 0	0- 0	1- 4				
0- 0	0- 0	0- 0	NEUTRAL	0- 0	0- 0	0- 0				
2- 9	0- 0	0- 0	NON-CONFERENCE	0- 1	0- 2	2- 6				
1- 5	0- 0	0- 0	HOME	0- 1	0- 2	1- 2				
1- 4	0- 0	0- 0	AWAY	0- 0	0- 0	1- 4				
0- 0	0- 0	0- 0	NEUTRAL	0- 0	0- 0	0- 0				
0- 0	0- 0	0- 0	CONFERENCE	0- 0	0- 0	0- 0				
0- 0	0- 0	0- 0	HOME	0- 0	0- 0	0- 0				
0- 0	0- 0	0- 0	AWAY	0- 0	0- 0	0- 0				
0- 0	0- 0	0- 0	NEUTRAL	0- 0	0- 0	0- 0				

RPI 1-25				RPI 26-50				RPI 51-100				RPI 101+ Team's RPI : 324					
RPI	S	Opponent	Score	RPI	S	Opponent	Score	RPI	S	Opponent	Score	RPI	S	Opponent	Score		
								66	H	Buffal o	66	84	114	H	Youngstown St.	36	62
													127	H	Mi ami (OH)	59	62
													152	H	Bowl ing Green	53	74
													200	A	Akron	53	62
													226	A	St. Bonaventure	94	100
													258	A	Oakl and	60	71
													314	H	Vermont	67	46
													316	A	Al bany (NY)	48	42
													317	A	Col gate	53	67
													328	H	UTRGV	53	57
LAST 12 Division I GAMES:																	
200	A	Akron	53	62	314	H	Vermont	67	46								
152	H	Bowling Green	53	74	317	A	Col gate	53	67								
66	H	Buffal o	66	84	328	H	UTRGV	53	57								
114	H	Youngstown St.	36	62	226	A	St. Bonaventure	94	100								
316	A	Al bany (NY)	48	42	127	H	Mi ami (OH)	59	62								
258	A	Oakl and	60	71													

Non-Div I Games:

Canisius

Average RPI Win: 351 WON-LOST RECORD WINNING PCT. RANK LAST 10 GAMES STRENGTH OF SCHEDULE OPP. STRENGTH OF SCHEDULE TEAM RPI ADJ. RPI CONF. RPI ADJ CONF. RPI

Average RPI Loss: 133

DIV. I ONLY	1- 5	311	5-5	176	283	274	274	23	23
DIV. I NON-CONF.	1- 5	312	0- 1	177	281	274	274	23	23
TOTALS	RPI 1-25	RPI 26-50	W-L RECORDS	RPI 51-100	RPI 101-150	RPI 150+			
1- 5	0- 0	0- 1	OVERALL	0- 1	0- 2	1- 1			
0- 1	0- 0	0- 0	HOME	0- 0	0- 1	0- 0			
1- 4	0- 0	0- 1	AWAY	0- 1	0- 1	1- 1			
0- 0	0- 0	0- 0	NEUTRAL	0- 0	0- 0	0- 0			
1- 5	0- 0	0- 1	NON-CONFERENCE	0- 1	0- 2	1- 1			
0- 1	0- 0	0- 0	HOME	0- 0	0- 1	0- 0			
1- 4	0- 0	0- 1	AWAY	0- 1	0- 1	1- 1			
0- 0	0- 0	0- 0	NEUTRAL	0- 0	0- 0	0- 0			
0- 0	0- 0	0- 0	CONFERENCE	0- 0	0- 0	0- 0			
0- 0	0- 0	0- 0	HOME	0- 0	0- 0	0- 0			
0- 0	0- 0	0- 0	AWAY	0- 0	0- 0	0- 0			
0- 0	0- 0	0- 0	NEUTRAL	0- 0	0- 0	0- 0			

RPI S Opponent Score	RPI S Opponent Score	RPI S Opponent Score	RPI S Opponent Score
	38 A Texas A&M 27 84	69 A Kansas St. 54 70	119 H South Alabama 50 58
			130 A Oklahoma 52 65
			311 A Jackson St. 56 65
			351 A Alcorn 57 46
LAST 12 Division I GAMES:			
130 A Oklahoma 52 65	69 A Kansas St. 54 70		
351 A Alcorn 57 46	38 A Texas A&M 27 84		
119 H South Alabama 50 58			
311 A Jackson St. 56 65			

Non-Div I Games: Central Baptist 55 34 Crowley's Ridge 91 33 Williams Baptist 70 35 Hendrix 72 40 Central Ark.

Average RPI Win:	319	WON-LOST	WINNING	LAST 10	STRENGTH OF	OPP. STRENGTH	TEAM	ADJ.	CONF.	ADJ CONF.
Average RPI Loss:	146	RECORD	PCT. RANK	GAMES	SCHEDULE	OF SCHEDULE	RPI	RPI	RPI	RPI
DIV. I ONLY	3- 7	252	3-7	254	212	273	273	31	31	
DIV. I NON-CONF.	3- 7	252	0- 1	253	210	273	273	31	31	

TOTALS	RPI 1-25	RPI 26-50	W-L RECORDS	RPI 51-100	RPI 101-150	RPI 150+				
3- 7	0- 0	0- 0	OVERALL	0- 2	0- 2	3- 3				
1- 3	0- 0	0- 0	HOME	0- 1	0- 1	1- 1				
2- 4	0- 0	0- 0	AWAY	0- 1	0- 1	2- 2				
0- 0	0- 0	0- 0	NEUTRAL	0- 0	0- 0	0- 0				
3- 7	0- 0	0- 0	NON-CONFERENCE	0- 2	0- 2	3- 3				
1- 3	0- 0	0- 0	HOME	0- 1	0- 1	1- 1				
2- 4	0- 0	0- 0	AWAY	0- 1	0- 1	2- 2				
0- 0	0- 0	0- 0	NEUTRAL	0- 0	0- 0	0- 0				
0- 0	0- 0	0- 0	CONFERENCE	0- 0	0- 0	0- 0				
0- 0	0- 0	0- 0	HOME	0- 0	0- 0	0- 0				
0- 0	0- 0	0- 0	AWAY	0- 0	0- 0	0- 0				
0- 0	0- 0	0- 0	NEUTRAL	0- 0	0- 0	0- 0				

RPI 1-25				RPI 26-50				RPI 51-100				RPI 101+				Team's RPI : 273	
RPI	S	Opponent	Score	RPI	S	Opponent	Score	RPI	S	Opponent	Score	RPI	S	Opponent	Score		
								51	A	Rutgers	44	73	116	A	Yale	46	58
								66	H	Buffalo	69	82	117	H	Hartford	52	54
												172	H	Lehigh	62	88	
												240	A	Massachusetts	59	74	
												263	A	Brown	63	68	
												304	H	New Hampshire	56	47	
												316	A	Albany (NY)	60	53	
												336	A	Morgan St.	60	36	

LAST 12 Division I GAMES:																	
				117	H	Hartford	52	54	304	H	New Hampshire	56	47				
				116	A	Yale	46	58	316	A	Albany (NY)	60	53				
				172	H	Lehigh	62	88	66	H	Buffalo	69	82				
				263	A	Brown	63	68	336	A	Morgan St.	60	36				
									240	A	Massachusetts	59	74				
									51	A	Rutgers	44	73				

Non-Div I Games:

Central Conn. St.

Central Mich.				Through Games Of Dec. 28, 2018							
Average RPI	Win:	152	WON-LOST	WINNING	LAST 10	STRENGTH OF	OPP. STRENGTH	TEAM	ADJ.	CONF.	ADJ CONF.
Average RPI	Loss:	24	RECORD	PCT. RANK	GAMES	SCHEDULE	OF SCHEDULE	RPI	RPI	RPI	RPI
DIV. I ONLY			8- 2	49	8-2	201	3	58	58	10	10
DIV. I NON-CONF.			8- 2	49	0- 1	200	3	57	57	10	10

TOTALS	RPI 1-25			RPI 26-50		W-L RECORDS	RPI 51-100	RPI 101-150		RPI 150+	
8- 2	1- 1			0- 1		OVERALL	1- 0	1- 0		5- 0	
3- 2	1- 1			0- 1		HOME	0- 0	0- 0		2- 0	
4- 0	0- 0			0- 0		AWAY	1- 0	0- 0		3- 0	
1- 0	0- 0			0- 0		NEUTRAL	0- 0	1- 0		0- 0	
8- 2	1- 1			0- 1		NON-CONFERENCE	1- 0	1- 0		5- 0	
3- 2	1- 1			0- 1		HOME	0- 0	0- 0		2- 0	
4- 0	0- 0			0- 0		AWAY	1- 0	0- 0		3- 0	
1- 0	0- 0			0- 0		NEUTRAL	0- 0	1- 0		0- 0	
0- 0	0- 0			0- 0		CONFERENCE	0- 0	0- 0		0- 0	
0- 0	0- 0			0- 0		HOME	0- 0	0- 0		0- 0	
0- 0	0- 0			0- 0		AWAY	0- 0	0- 0		0- 0	
0- 0	0- 0			0- 0		NEUTRAL	0- 0	0- 0		0- 0	

RPI 1-25				RPI 26-50				RPI 51-100				Team's RPI: 58				RPI 101+			
RPI	S	Opponent	Score	RPI	S	Opponent	Score	RPI	S	Opponent	Score	RPI	S	Opponent	Score	RPI	S	Opponent	Score
8	H	Louisville	68 72	40	H	South Dakota St.	71 80	57	A	Quinnipiac	67 52	135	N	Chattanooga	73 50				
19	H	UCF	75 68									153	A	Virginia	74 61				
												160	H	Western Ky.	108 90				
												174	A	Vanderbilt	66 57				
												258	H	Oakland	104 61				
												259	A	Iona	82 39				
LAST 12 Division I GAMES:																			
8	H	Louisville	68 72	135	N	Chattanooga	73 50												
174	A	Vanderbilt	66 57	153	A	Virginia	74 61												
57	A	Quinnipiac	67 52	19	H	UCF	75 68												
259	A	Iona	82 39	160	H	Western Ky.	108 90												
				40	H	South Dakota St.	71 80												
				258	H	Oakland	104 61												

Non-Div I Games:

Central Mich.

Average RPI Win: 0		WON-LOST RECORD	WINNING PCT. RANK	LAST 10 GAMES	STRENGTH OF SCHEDULE	OPP. STRENGTH OF SCHEDULE	TEAM RPI	ADJ. RPI	CONF. RPI	ADJ. CONF. RPI
Loss: 233										
DIV. I ONLY		0- 7	335	3-7	317	330	349	349	29	29
DIV. I NON-CONF.		0- 7	334	0- 1	317	329	349	349	29	29
TOTALS		RPI 1-25	RPI 26-50	W-L RECORDS		RPI 51-100	RPI 101-150	RPI 150+		
0- 7	0- 0		0- 0	OVERALL		0- 1	0- 1	0- 5		
0- 3	0- 0		0- 0	HOME		0- 1	0- 0	0- 2		
0- 4	0- 0		0- 0	AWAY		0- 0	0- 1	0- 3		
0- 0	0- 0		0- 0	NEUTRAL		0- 0	0- 0	0- 0		
0- 7	0- 0		0- 0	NON-CONFERENCE		0- 1	0- 1	0- 5		
0- 3	0- 0		0- 0	HOME		0- 1	0- 0	0- 2		
0- 4	0- 0		0- 0	AWAY		0- 0	0- 1	0- 3		
0- 0	0- 0		0- 0	NEUTRAL		0- 0	0- 0	0- 0		
0- 0	0- 0		0- 0	CONFERENCE		0- 0	0- 0	0- 0		
0- 0	0- 0		0- 0	HOME		0- 0	0- 0	0- 0		
0- 0	0- 0		0- 0	AWAY		0- 0	0- 0	0- 0		
0- 0	0- 0		0- 0	NEUTRAL		0- 0	0- 0	0- 0		

[illegible]

Charleston So.

C
h
a
r
l
o
t
t
e

C
h
a
r
l
o
t
t
e

Charlotte

Average RPI	Win: 241	WON-LOST	WINNING	LAST 10	STRENGTH OF	OPP. STRENGTH	TEAM	ADJ.	CONF.	ADJ CONF.
Average RPI	Loss: 40	RECORD	PCT. RANK	GAMES	SCHEDULE	OF SCHEDULE	RPI	RPI	RPI	RPI
DIV. I ONLY	3- 9	270	2-8	12	104	135	135	22	22	
DIV. I NON-CONF.	3- 9	270	0- 1	14	105	135	135	22	22	

TOTALS	RPI 1-25	RPI 26-50	W-L RECORDS	RPI 51-100	RPI 101-150	RPI 150+				
3- 9	0- 3	0- 3	OVERALL	0- 3	0- 0	3- 0				
1- 5	0- 2	0- 2	HOME	0- 1	0- 0	1- 0				
1- 3	0- 1	0- 1	AWAY	0- 1	0- 0	1- 0				
1- 1	0- 0	0- 0	NEUTRAL	0- 1	0- 0	1- 0				
3- 9	0- 3	0- 3	NON-CONFERENCE	0- 3	0- 0	3- 0				
1- 5	0- 2	0- 2	HOME	0- 1	0- 0	1- 0				
1- 3	0- 1	0- 1	AWAY	0- 1	0- 0	1- 0				
1- 1	0- 0	0- 0	NEUTRAL	0- 1	0- 0	1- 0				
0- 0	0- 0	0- 0	CONFERENCE	0- 0	0- 0	0- 0				
0- 0	0- 0	0- 0	HOME	0- 0	0- 0	0- 0				
0- 0	0- 0	0- 0	AWAY	0- 0	0- 0	0- 0				
0- 0	0- 0	0- 0	NEUTRAL	0- 0	0- 0	0- 0				

RPI 1-25					RPI 26-50					RPI 51-100					RPI 101+					Team's RPI: 135	
RPI	S	Opponent	Score		RPI	S	Opponent	Score		RPI	S	Opponent	Score		RPI	S	Opponent	Score			
5	H	NC State	58	78	27	A	Virginia Tech	59	74	58	N	Central Mich.	50	73	224	N	Saint Louis	71	61		
8	H	Louisville	49	75	40	H	South Dakota St.	54	71	76	A	Northern Colo.	65	68	233	A	Hampton	58	50		
19	A	UCF	37	75	48	H	Belmont	51	67	83	H	UT Martin	79	81	267	H	Liberty	75	60		

Average RPI Win:	0	WON-LOST	WINNING	LAST 10	STRENGTH OF	OPP. STRENGTH	TEAM	ADJ.	CONF.	ADJ CONF.
Average RPI Loss:	200	RECORD	PCT. RANK	GAMES	SCHEDULE	OF SCHEDULE	RPI	RPI	RPI	RPI
DIV. I ONLY	0- 12	335	0-10	92	350	326	326	30	30	
DIV. I NON-CONF.	0- 12	334	0- 1	93	350	328	328	30	30	

TOTALS	RPI 1-25	RPI 26-50	W-L RECORDS	RPI 51-100	RPI 101-150	RPI 150+				
0- 12	0- 0	0- 0	OVERALL	0- 2	0- 3	0- 7				
0- 4	0- 0	0- 0	HOME	0- 0	0- 1	0- 3				
0- 7	0- 0	0- 0	AWAY	0- 2	0- 2	0- 3				
0- 1	0- 0	0- 0	NEUTRAL	0- 0	0- 0	0- 1				
0- 12	0- 0	0- 0	NON-CONFERENCE	0- 2	0- 3	0- 7				
0- 4	0- 0	0- 0	HOME	0- 0	0- 1	0- 3				
0- 7	0- 0	0- 0	AWAY	0- 2	0- 2	0- 3				
0- 1	0- 0	0- 0	NEUTRAL	0- 0	0- 0	0- 1				
0- 0	0- 0	0- 0	CONFERENCE	0- 0	0- 0	0- 0				
0- 0	0- 0	0- 0	HOME	0- 0	0- 0	0- 0				
0- 0	0- 0	0- 0	AWAY	0- 0	0- 0	0- 0				
0- 0	0- 0	0- 0	NEUTRAL	0- 0	0- 0	0- 0				

RPI 1-25				RPI 26-50				RPI 51-100				RPI 101+ Team's RPI: 326					
RPI	S	Opponent	Score	RPI	S	Opponent	Score	RPI	S	Opponent	Score	RPI	S	Opponent	Score		
								90	A	Xavi er	57	91	111	A	Northern Ill.	52	114
								100	A	Northwestern	35	97	140	H	UAB	45	90
												141	A	Bradl ey	59	89	
												156	A	Wi sconsi n	38	85	
												199	A	Morehead St.	68	104	
												244	A	Loyol a Chi cago	40	76	
												264	H	SIUE	66	82	
												299	N	St. Franci s Brookl yn	73	110	
												307	H	Val parai so	70	76	
												347	H	Evansvi lle	58	67	

LAST 12 Di vi si on I GAMES:																	
244	A	Loyol a Chi cago	40	76	141	A	Bradl ey	59	89								
140	H	UAB	45	90	111	A	Northern Ill.	52	114								
199	A	Morehead St.	68	104	100	A	Northwestern	35	97								
299	N	St. Franci s Brookl yn	73	110	156	A	Wi sconsi n	38	85								
347	H	Evansvi lle	58	67	264	H	SIUE	66	82								
90	A	Xavi er	57	91	307	H	Val parai so	70	76								

Non-Div I Games:

Chicago St.

Cincinnati

Cincinnati				Through Games Of Dec. 28, 2018						
Average RPI Win:	212	WON-LOST	WINNING	LAST 10	STRENGTH OF	OPP. STRENGTH	TEAM	ADJ.	CONF.	ADJ CONF.
Average RPI Loss:	126	RECORD	PCT. RANK	GAMES	SCHEDULE	OF SCHEDULE	RPI	RPI	RPI	RPI
DIV. I ONLY	8- 5	116	6-4	160	217	138	138	8	8	
DIV. I NON-CONF.	8- 5	117	1- 0	160	215	138	138	8	8	

TOTALS	RPI 1-25	RPI 26-50	W-L RECORDS	RPI 51-100	RPI 101-150	RPI 150+				
8- 5	0- 1	0- 0	OVERALL	1- 0	2- 3	5- 1				
7- 1	0- 1	0- 0	HOME	1- 0	2- 0	4- 0				
1- 4	0- 0	0- 0	AWAY	0- 0	0- 3	1- 1				
0- 0	0- 0	0- 0	NEUTRAL	0- 0	0- 0	0- 0				
8- 5	0- 1	0- 0	NON-CONFERENCE	1- 0	2- 3	5- 1				
7- 1	0- 1	0- 0	HOME	1- 0	2- 0	4- 0				
1- 4	0- 0	0- 0	AWAY	0- 0	0- 3	1- 1				
0- 0	0- 0	0- 0	NEUTRAL	0- 0	0- 0	0- 0				
0- 0	0- 0	0- 0	CONFERENCE	0- 0	0- 0	0- 0				
0- 0	0- 0	0- 0	HOME	0- 0	0- 0	0- 0				
0- 0	0- 0	0- 0	AWAY	0- 0	0- 0	0- 0				
0- 0	0- 0	0- 0	NEUTRAL	0- 0	0- 0	0- 0				

RPI 1-25				RPI 26-50				RPI 51-100				RPI 101+ Team's RPI: 138			
RPI S	Opponent	Score		RPI S	Opponent	Score		RPI S	Opponent	Score		RPI S	Opponent	Score	
24 H	Old Dominion	72	76					90 H	Xavier	79	61	110 A	Ohio St.	56	69
												116 H	Yale	66	52
												123 A	Pittsburgh	48	65
												124 H	VCU	66	54
												127 A	Miami (OH)	65	78
												203 H	Howard	85	51
												224 A	Saint Louis	51	50
												246 A	Ball St.	63	75
												276 H	ETSU	77	64
												318 H	Lipscomb	71	55
												345 H	Austin Peay	69	48

LAST 12 Division I GAMES:															
318 H	Lipscomb	71	55	203 H	Howard	85	51								
116 H	Yale	66	52	90 H	Xavier	79	61								
224 A	Saint Louis	51	50	124 H	VCU	66	54								
123 A	Pittsburgh	48	65	127 A	Miami (OH)	65	78								
24 H	Old Dominion	72	76	110 A	Ohio St.	56	69								
276 H	ETSU	77	64	246 A	Ball St.	63	75								

Non-Div I Games:

Cincinnati

Cincinnati

C
l
e
m
s
o
n

Clemson				Through Games Of Dec. 28, 2018															
Average RPI Win:		191	WON-LOST RECORD		WINNING PCT. RANK		LAST 10 GAMES		STRENGTH OF SCHEDULE		OPP. STRENGTH OF SCHEDULE		TEAM RPI	ADJ. RPI	CONF. RPI	ADJ CONF. RPI			
Average RPI Loss:		104																	
DIV. I ONLY		9- 4		90		7-3		106		144		92	92	1	1				
DIV. I NON-CONF.		9- 4		91		1- 0		106		144		91	91	1	1				

TOTALS		RPI 1-25		RPI 26-50		W-L RECORDS		RPI 51-100		RPI 101-150		RPI 150+							
9- 4		0- 0		1- 1		OVERALL		0- 1		2- 1		6- 1							
8- 1		0- 0		1- 0		HOME		0- 0		1- 0		6- 1							
0- 2		0- 0		0- 0		AWAY		0- 1		0- 1		0- 0							
1- 1		0- 0		0- 1		NEUTRAL		0- 0		1- 0		0- 0							
9- 4		0- 0		1- 1		NON-CONFERENCE		0- 1		2- 1		6- 1							
8- 1		0- 0		1- 0		HOME		0- 0		1- 0		6- 1							
0- 2		0- 0		0- 0		AWAY		0- 1		0- 1		0- 0							
1- 1		0- 0		0- 1		NEUTRAL		0- 0		1- 0		0- 0							
0- 0		0- 0		0- 0		CONFERENCE		0- 0		0- 0		0- 0							
0- 0		0- 0		0- 0		HOME		0- 0		0- 0		0- 0							
0- 0		0- 0		0- 0		AWAY		0- 0		0- 0		0- 0							
0- 0		0- 0		0- 0		NEUTRAL		0- 0		0- 0		0- 0							

RPI 1-25				RPI 26-50				RPI 51-100				Team's RPI: 92				RPI 101+			
RPI	S	Opponent	Score	RPI	S	Opponent	Score	RPI	S	Opponent	Score	RPI	S	Opponent	Score				
				33	N	Tennessee	66 78	63	A	South Carolina	57 69	101	A	Alabama	56 76				
				48	H	Belmont	65 62					130	N	Oklahoma	74 62				
												143	H	Rhode Island	80 67				
												161	H	Appalachian St.	87 48				
												169	H	Illinois	69 67				
												189	H	High Point	83 64				
												218	H	Davidson	80 90				
												255	H	Wofford	85 77				
												309	H	Marshall	68 54				
												318	H	Lipscomb	68 26				

LAST 12 Division I GAMES:																			
				48	H	Belmont	65 62	130	N	Oklahoma	74 62								
				169	H	Illinois	69 67	161	H	Appalachian St.	87 48								
				33	N	Tennessee	66 78	309	H	Marshall	68 54								
				101	A	Alabama	56 76	218	H	Davidson	80 90								
				63	A	South Carolina	57 69	143	H	Rhode Island	80 67								
				318	H	Lipscomb	68 26	189	H	High Point	83 64								

C
l
e
m
s
o
n

Non-Div I Games:

Clemson

Cleveland State

Cleveland State				Through Games Of Dec. 28, 2018							
Average RPI	Win:	248	WON-LOST	WINNING	LAST 10	STRENGTH OF	OPP. STRENGTH	TEAM	ADJ.	CONF.	ADJ CONF.
Average RPI	Loss:	165	RECORD	PCT. RANK	GAMES	SCHEDULE	OF SCHEDULE	RPI	RPI	RPI	RPI
DIV. I ONLY		2- 8	294	3-7	75	331	237	237	16	16	
DIV. I NON-CONF.		1- 8	321	0- 0	30	346	266	266	15	15	

TOTALS		RPI 1-25	RPI 26-50		W-L RECORDS		RPI 51-100	RPI 101-150	RPI 150+		
2- 8		0- 0	0- 0		OVERALL		0- 3	0- 1	2- 4		
1- 2		0- 0	0- 0		HOME		0- 1	0- 1	1- 0		
1- 5		0- 0	0- 0		AWAY		0- 1	0- 0	1- 4		
0- 1		0- 0	0- 0		NEUTRAL		0- 1	0- 0	0- 0		
1- 8		0- 0	0- 0		NON-CONFERENCE		0- 3	0- 1	1- 4		
1- 2		0- 0	0- 0		HOME		0- 1	0- 1	1- 0		
0- 5		0- 0	0- 0		AWAY		0- 1	0- 0	0- 4		
0- 1		0- 0	0- 0		NEUTRAL		0- 1	0- 0	0- 0		
1- 0		0- 0	0- 0		CONFERENCE		0- 0	0- 0	1- 0		
0- 0		0- 0	0- 0		HOME		0- 0	0- 0	0- 0		
1- 0		0- 0	0- 0		AWAY		0- 0	0- 0	1- 0		
0- 0		0- 0	0- 0		NEUTRAL		0- 0	0- 0	0- 0		

RPI 1-25				RPI 26-50				RPI 51-100				RPI 101+ Team's RPI: 237			
RPI	S	Opponent	Score	RPI	S	Opponent	Score	RPI	S	Opponent	Score	RPI	S	Opponent	Score
								71	H	Tol edo	60 65	141	H	Bradl ey	65 67
								72	A	Ohi o	54 72	183	A	San Di ego	82 83
								73	N	Tul ane	72 81	228	A	Eastern Mi ch.	63 69

LAST 12 Division I GAMES:															
183	A	San Di ego	82 83	258	A	Oakl and	64 62	71	H	Tol edo	60 65	309	A	Marshal l	64 86
238	H	Ill i noi s St.	67 63	141	H	Bradl ey	65 67	72	A	Ohi o	54 72				
246	A	Ball St.	62 67					73	N	Tul ane	72 81				
228	A	Eastern Mi ch.	63 69												

Non-Div I Games: Lake Erie 79 49 Salem (WV) 113 81 Cleveland State

Average RPI	Win: 272	WON-LOST	WINNING	LAST 10	STRENGTH OF	OPP. STRENGTH	TEAM	ADJ.	CONF.	ADJ CONF.
Average RPI	Loss: 99	RECORD	PCT. RANK	GAMES	SCHEDULE	OF SCHEDULE	RPI	RPI	RPI	RPI
DIV. I ONLY	5- 3	114	7-3	211	261	171	171	18	18	
DIV. I NON-CONF.	5- 3	115	0- 1	210	260	169	169	19	19	

TOTALS	RPI 1-25	RPI 26-50	W-L RECORDS	RPI 51-100	RPI 101-150	RPI 150+				
5- 3	0- 1	0- 0	OVERALL	0- 1	0- 0	5- 1				
4- 0	0- 0	0- 0	HOME	0- 0	0- 0	4- 0				
1- 1	0- 0	0- 0	AWAY	0- 0	0- 0	1- 1				
0- 2	0- 1	0- 0	NEUTRAL	0- 1	0- 0	0- 0				
5- 3	0- 1	0- 0	NON-CONFERENCE	0- 1	0- 0	5- 1				
4- 0	0- 0	0- 0	HOME	0- 0	0- 0	4- 0				
1- 1	0- 0	0- 0	AWAY	0- 0	0- 0	1- 1				
0- 2	0- 1	0- 0	NEUTRAL	0- 1	0- 0	0- 0				
0- 0	0- 0	0- 0	CONFERENCE	0- 0	0- 0	0- 0				
0- 0	0- 0	0- 0	HOME	0- 0	0- 0	0- 0				
0- 0	0- 0	0- 0	AWAY	0- 0	0- 0	0- 0				
0- 0	0- 0	0- 0	NEUTRAL	0- 0	0- 0	0- 0				

RPI 1-25				RPI 26-50				RPI 51-100				RPI 101+ Team's RPI: 171			
RPI	S	Opponent	Score	RPI	S	Opponent	Score	RPI	S	Opponent	Score	RPI	S	Opponent	Score
20	N	Auburn	78 84					94	N	Rice	52 56	152	H	Bowling Green	81 80
												182	A	UC Riverside	43 62
												281	H	Memphis	90 71
												289	H	Western Caro.	77 59
												297	H	South Carolina St.	57 44
												340	A	N.C. Central	89 66
LAST 12 Division I GAMES:															
94	N	Rice	52 56	340	A	N.C. Central	89 66	281	H	Memphis	90 71	152	H	Bowling Green	81 80
20	N	Auburn	78 84	182	A	UC Riverside	43 62	297	H	South Carolina St.	57 44	289	H	Western Caro.	77 59

Non-Div I Games: N.C. Wesleyan 126 65 Meredith 128 39

Coastal Caro.

Average RPI Win: 321		WON-LOST	WINNING	LAST 10	STRENGTH OF	OPP. STRENGTH	TEAM	ADJ.	CONF.	ADJ CONF.
Loss: 233		RECORD	PCT. RANK	GAMES	SCHEDULE	OF SCHEDULE	RPI	RPI	RPI	RPI
DIV. I ONLY		3- 6	238	4-6	333	340	338	338	13	13
DIV. I NON-CONF.		3- 6	239	0- 1	333	339	338	338	13	13
TOTALS		RPI 1-25	RPI 26-50	W-L RECORDS	RPI 51-100	RPI 101-150	RPI 150+			
3- 6	0- 0		0- 0	OVERALL	0- 0	0- 0	3- 6			
2- 3	0- 0		0- 0	HOME	0- 0	0- 0	2- 3			
1- 3	0- 0		0- 0	AWAY	0- 0	0- 0	1- 3			
0- 0	0- 0		0- 0	NEUTRAL	0- 0	0- 0	0- 0			
3- 6	0- 0		0- 0	NON-CONFERENCE	0- 0	0- 0	3- 6			
2- 3	0- 0		0- 0	HOME	0- 0	0- 0	2- 3			
1- 3	0- 0		0- 0	AWAY	0- 0	0- 0	1- 3			
0- 0	0- 0		0- 0	NEUTRAL	0- 0	0- 0	0- 0			
0- 0	0- 0		0- 0	CONFERENCE	0- 0	0- 0	0- 0			
0- 0	0- 0		0- 0	HOME	0- 0	0- 0	0- 0			
0- 0	0- 0		0- 0	AWAY	0- 0	0- 0	0- 0			
0- 0	0- 0		0- 0	NEUTRAL	0- 0	0- 0	0- 0			

RPI 1-25				RPI 26-50				RPI 51-100				RPI 101+				Team' s RPI : 338	
RPI	S	Opponent	Score	RPI	S	Opponent	Score	RPI	S	Opponent	Score	RPI	S	Opponent	Score		
												161	A	Appal achi an St.	66	80	
												186	A	Campbel l	65	66	
												229	H	Furman	67	70	
												255	A	Wofford	58	78	
												257	H	Winthrop	64	71	
												297	H	South Carol i na St.	75	51	
												310	H	Presbyteri an	65	71	
												318	A	Lipscomb	65	63	
												349	H	Charle ston So.	79	52	
LAST 12 Di vi si on I GAMES:																	
				310	H	Presbyteri an	65	71	255	A	Wofford	58	78				
				349	H	Charle ston So.	79	52	186	A	Campbel l	65	66				
				318	A	Lipscomb	65	63	297	H	South Carol i na St.	75	51				
				161	A	Appal achi an St.	66	80									
				257	H	Winthrop	64	71									
				229	H	Furman	67	70									

Non-Div I Games:	North Greenville	95	62
------------------	------------------	----	----

Col. of Charleston

■ Loss, ■ Non-Conf, S Site, H Home A Away N Neutral

C
o
l
g
a
t
e

Colgate				Through Games Of Dec. 28, 2018							
Average RPI	Win:	307	WON-LOST	WINNING	LAST 10	STRENGTH OF	OPP. STRENGTH	TEAM	ADJ.	CONF.	ADJ CONF.
Average RPI	Loss:	199	RECORD	PCT. RANK	GAMES	SCHEDULE	OF SCHEDULE	RPI	RPI	RPI	RPI
DIV. I ONLY		4- 5		190	4-5	342	258	317	317	25	25
DIV. I NON-CONF.		4- 5		190	0- 1	342	257	318	318	25	25

TOTALS		RPI 1-25	RPI 26-50		W-L RECORDS		RPI 51-100	RPI 101-150		RPI 150+	
4- 5		0- 0	0- 0		OVERALL		0- 1	0- 1		4- 3	
3- 1		0- 0	0- 0		HOME		0- 0	0- 0		3- 1	
1- 4		0- 0	0- 0		AWAY		0- 1	0- 1		1- 2	
0- 0		0- 0	0- 0		NEUTRAL		0- 0	0- 0		0- 0	
4- 5		0- 0	0- 0		NON-CONFERENCE		0- 1	0- 1		4- 3	
3- 1		0- 0	0- 0		HOME		0- 0	0- 0		3- 1	
1- 4		0- 0	0- 0		AWAY		0- 1	0- 1		1- 2	
0- 0		0- 0	0- 0		NEUTRAL		0- 0	0- 0		0- 0	
0- 0		0- 0	0- 0		CONFERENCE		0- 0	0- 0		0- 0	
0- 0		0- 0	0- 0		HOME		0- 0	0- 0		0- 0	
0- 0		0- 0	0- 0		AWAY		0- 0	0- 0		0- 0	
0- 0		0- 0	0- 0		NEUTRAL		0- 0	0- 0		0- 0	

RPI 1-25				RPI 26-50				RPI 51-100				RPI 101+ Team's RPI: 317					
RPI	S	Opponent	Score	RPI	S	Opponent	Score	RPI	S	Opponent	Score	RPI	S	Opponent	Score		
								65	A	Dayton	58	67	116	A	Yale	61	80
													191	A	George Mason	61	64
													272	A	UMass Lowell	61	52
													287	H	Columbia	84	71
													294	A	Siena	53	55
													324	H	Canisius	67	53
													330	H	NJIT	53	71
													346	H	Fairleigh Dickinson	71	52

LAST 12 Division I GAMES:																	
				294	A	Siena	53	55	330	H	NJIT	53	71				
				287	H	Columbia	84	71	272	A	UMass Lowell	61	52				
				324	H	Canisius	67	53	346	H	Fairleigh Dickinson	71	52				
				191	A	George Mason	61	64									
				65	A	Dayton	58	67									
				116	A	Yale	61	80									

Non-Di v I Games:

Colgate

C
o
l
g
a
t
e

Col orado					Through Games Of Dec. 28, 2018									
Average RPI	Win:	167	WON-LOST	WINNING	LAST 10	STRENGTH OF	OPP. STRENGTH	TEAM	ADJ.	CONF.	ADJ CONF.			
Average RPI	Loss:	25	RECORD	PCT. RANK	GAMES	SCHEDULE	OF SCHEDULE	RPI	RPI	RPI	RPI			
DIV. I ONLY			10- 1	17	9-1	245	28	46	46	2	2			
DIV. I NON-CONF.			10- 1	17	1- 0	244	30	46	46	2	2			

TOTALS		RPI 1-25	RPI 26-50		W-L RECORDS		RPI 51-100	RPI 101-150	RPI 150+					
10- 1		0- 1	1- 0		OVERALL		1- 0	2- 0	6- 0					
8- 0		0- 0	1- 0		HOME		1- 0	1- 0	5- 0					
1- 1		0- 1	0- 0		AWAY		0- 0	0- 0	1- 0					
1- 0		0- 0	0- 0		NEUTRAL		0- 0	1- 0	0- 0					
10- 1		0- 1	1- 0		NON-CONFERENCE		1- 0	2- 0	6- 0					
8- 0		0- 0	1- 0		HOME		1- 0	1- 0	5- 0					
1- 1		0- 1	0- 0		AWAY		0- 0	0- 0	1- 0					
1- 0		0- 0	0- 0		NEUTRAL		0- 0	1- 0	0- 0					
0- 0		0- 0	0- 0		CONFERENCE		0- 0	0- 0	0- 0					
0- 0		0- 0	0- 0		HOME		0- 0	0- 0	0- 0					
0- 0		0- 0	0- 0		AWAY		0- 0	0- 0	0- 0					
0- 0		0- 0	0- 0		NEUTRAL		0- 0	0- 0	0- 0					

RPI 1-25				RPI 26-50		Team's RPI: 46		RPI 51-100		RPI 101+				
RPI S	Opponent		Score		RPI S	Opponent		Score		RPI S	Opponent		Score	
25	A	Mi ami (FL)	58 73		41	H	North Carolina	86 74		76	H	Northern Colo.	77 69	

Non-Div I Games:

Colorado

Average RPI	Win:	203	WON-LOST	WINNING	LAST 10	STRENGTH OF	OPP. STRENGTH	TEAM	ADJ.	CONF.	ADJ CONF.
Average RPI	Loss:	42	RECORD	PCT. RANK	GAMES	SCHEDULE	OF SCHEDULE	RPI	RPI	RPI	RPI
DIV. I ONLY		4- 5		190	5-5	23	178	125	125	9	9
DIV. I NON-CONF.		4- 5		190	1- 0	24	177	125	125	9	9

TOTALS	RPI 1-25		RPI 26-50		W-L RECORDS	RPI 51-100		RPI 101-150		RPI 150+	
4- 5	0- 2		0- 1		OVERALL	0- 2		1- 0		3- 0	
4- 2	0- 1		0- 0		HOME	0- 1		1- 0		3- 0	
0- 3	0- 1		0- 1		AWAY	0- 1		0- 0		0- 0	
0- 0	0- 0		0- 0		NEUTRAL	0- 0		0- 0		0- 0	
4- 5	0- 2		0- 1		NON-CONFERENCE	0- 2		1- 0		3- 0	
4- 2	0- 1		0- 0		HOME	0- 1		1- 0		3- 0	
0- 3	0- 1		0- 1		AWAY	0- 1		0- 0		0- 0	
0- 0	0- 0		0- 0		NEUTRAL	0- 0		0- 0		0- 0	
0- 0	0- 0		0- 0		CONFERENCE	0- 0		0- 0		0- 0	
0- 0	0- 0		0- 0		HOME	0- 0		0- 0		0- 0	
0- 0	0- 0		0- 0		AWAY	0- 0		0- 0		0- 0	
0- 0	0- 0		0- 0		NEUTRAL	0- 0		0- 0		0- 0	

RPI 1-25				RPI 26-50				RPI 51-100				RPI 101+ Team's RPI: 125			
RPI	S	Opponent	Score	RPI	S	Opponent	Score	RPI	S	Opponent	Score	RPI	S	Opponent	Score
16	A	Gonzaga	39 50	46	A	Colorado	40 59	53	A	BYU	42 51	145	H	Northern Ari z.	65 54
21	H	Ari zona St.	39 70					76	H	Northern Colo.	47 53	168	H	Denver	84 79
												202	H	Cornel I	56 53
												296	H	North Florida	61 59

LAST 12 Division I GAMES:															
168	H	Denver	84 79	53	A	BYU	42 51	21	H	Ari zona St.	39 70	145	H	Northern Ari z.	65 54
76	H	Northern Colo.	47 53	296	H	North Florida	61 59	16	A	Gonzaga	39 50	202	H	Cornel I	56 53
46	A	Colorado	40 59												

Non-Div I Games: Eastern N.M. 72 46

Colorado St.

Loss,
Non-Conf, S Site,
H Home
A Away
N Neutral

Average RPI	Win:	271	WON-LOST	WINNING	LAST 10	STRENGTH OF	OPP. STRENGTH	TEAM	ADJ.	CONF.	ADJ CONF.
Average RPI	Loss:	190	RECORD	PCT. RANK	GAMES	SCHEDULE	OF SCHEDULE	RPI	RPI	RPI	RPI
DIV. I ONLY		2- 8		294	2-8	197	290	287	287	12	12
DIV. I NON-CONF.		2- 8		293	0- 1	196	290	287	287	12	12

TOTALS	RPI 1-25		RPI 26-50		W-L RECORDS	RPI 51-100		RPI 101-150		RPI 150+	
2- 8	0- 0		0- 0		OVERALL	0- 1		0- 2		2- 5	
1- 2	0- 0		0- 0		HOME	0- 0		0- 1		1- 1	
1- 6	0- 0		0- 0		AWAY	0- 1		0- 1		1- 4	
0- 0	0- 0		0- 0		NEUTRAL	0- 0		0- 0		0- 0	
2- 8	0- 0		0- 0		NON-CONFERENCE	0- 1		0- 2		2- 5	
1- 2	0- 0		0- 0		HOME	0- 0		0- 1		1- 1	
1- 6	0- 0		0- 0		AWAY	0- 1		0- 1		1- 4	
0- 0	0- 0		0- 0		NEUTRAL	0- 0		0- 0		0- 0	
0- 0	0- 0		0- 0		CONFERENCE	0- 0		0- 0		0- 0	
0- 0	0- 0		0- 0		HOME	0- 0		0- 0		0- 0	
0- 0	0- 0		0- 0		AWAY	0- 0		0- 0		0- 0	
0- 0	0- 0		0- 0		NEUTRAL	0- 0		0- 0		0- 0	

RPI 1-25				RPI 26-50				RPI 51-100				RPI 101+				Team's RPI: 287
RPI	S	Opponent	Score	RPI	S	Opponent	Score	RPI	S	Opponent	Score	RPI	S	Opponent	Score	
								88	A	Boston College	60	74				
												120	H	Houston	72	83
												144	A	Fordham	49	68
												169	A	Illinois	69	76
												192	A	Milwaukee	65	78
												210	H	Cal St. Fullerton	58	61
												222	A	Hofstra	65	63
												282	A	Saint Joseph's	61	68
												317	A	Colgate	71	84
												320	H	Army West Point	70	49

LAST 12 Division I GAMES:																
				144	A	Fordham	49	68	317	A	Colgate	71	84			
				210	H	Cal St. Fullerton	58	61	120	H	Houston	72	83			
				88	A	Boston College	60	74	169	A	Illinois	69	76			
				282	A	Saint Joseph's	61	68	192	A	Milwaukee	65	78			
									320	H	Army West Point	70	49			
									222	A	Hofstra	65	63			

Non-Div I Games:

Columbi a

Average RPI Win:	0	WON-LOST	WINNING	LAST 10	STRENGTH OF	OPP. STRENGTH	TEAM	ADJ.	CONF.	ADJ CONF.
Average RPI Loss:	147	RECORD	PCT. RANK	GAMES	SCHEDULE	OF SCHEDULE	RPI	RPI	RPI	RPI
DIV. I ONLY	0- 11	335	0-10	8	334	245	245	32	32	
DIV. I NON-CONF.	0- 11	334	0- 1	10	332	245	245	32	32	

TOTALS	RPI 1-25	RPI 26-50	W-L RECORDS	RPI 51-100	RPI 101-150	RPI 150+				
0- 11	0- 2	0- 1	OVERALL	0- 1	0- 2	0- 5				
0- 1	0- 0	0- 0	HOME	0- 0	0- 0	0- 1				
0- 9	0- 2	0- 1	AWAY	0- 1	0- 1	0- 4				
0- 1	0- 0	0- 0	NEUTRAL	0- 0	0- 1	0- 0				
0- 11	0- 2	0- 1	NON-CONFERENCE	0- 1	0- 2	0- 5				
0- 1	0- 0	0- 0	HOME	0- 0	0- 0	0- 1				
0- 9	0- 2	0- 1	AWAY	0- 1	0- 1	0- 4				
0- 1	0- 0	0- 0	NEUTRAL	0- 0	0- 1	0- 0				
0- 0	0- 0	0- 0	CONFERENCE	0- 0	0- 0	0- 0				
0- 0	0- 0	0- 0	HOME	0- 0	0- 0	0- 0				
0- 0	0- 0	0- 0	AWAY	0- 0	0- 0	0- 0				
0- 0	0- 0	0- 0	NEUTRAL	0- 0	0- 0	0- 0				

RPI 1-25				RPI 26-50				RPI 51-100				RPI 101+				Team's RPI: 245
RPI	S	Opponent	Score	RPI	S	Opponent	Score	RPI	S	Opponent	Score	RPI	S	Opponent	Score	
13	A	Mississippi St.	38 110	34	A	Maryland	36 93	72	A	Ohio	62 87	115	A	FGCU	61 93	
22	A	Minnesota	52 84									140	N	UAB	61 86	
												153	A	Virginia	41 55	
												194	A	West Virginia	37 78	
												280	H	UMBC	52 57	
												288	A	Niagara	69 71	
												309	A	Marshall	67 88	

LAST 12 Division I GAMES:																
140	N	UAB	61 86	309	A	Marshall	67 88	13	A	Mississippi St.	38 110	280	H	UMBC	52 57	
115	A	FGCU	61 93	34	A	Maryland	36 93	194	A	West Virginia	37 78					
288	A	Niagara	69 71													
22	A	Minnesota	52 84													
72	A	Ohio	62 87													
153	A	Virginia	41 55													

Non-Div I Games:

Coppin St.

Average RPI Win: **316**
 Average RPI Loss: **136**

WON-LOST
RECORD

WINNING
PCT. RANK

LAST 10
GAMES

STRENGTH OF
SCHEDULE

OPP. STRENGTH
OF SCHEDULE

TEAM
RPI

ADJ.
RPI

CONF.
RPI

ADJ CONF.
RPI

DIV. I ONLY	4- 5	190	4-5	226	278	202	202	12	12
DIV. I NON-CONF.	4- 5	190	1- 0	224	276	202	202	12	12
TOTALS	RPI 1-25	RPI 26-50	W-L RECORDS	RPI 51-100	RPI 101-150	RPI 150+			
4- 5	0- 1	0- 0	OVERALL	0- 0	0- 2	4- 2			
3- 0	0- 0	0- 0	HOME	0- 0	0- 0	3- 0			
1- 5	0- 1	0- 0	AWAY	0- 0	0- 2	1- 2			
0- 0	0- 0	0- 0	NEUTRAL	0- 0	0- 0	0- 0			
4- 5	0- 1	0- 0	NON-CONFERENCE	0- 0	0- 2	4- 2			
3- 0	0- 0	0- 0	HOME	0- 0	0- 0	3- 0			
1- 5	0- 1	0- 0	AWAY	0- 0	0- 2	1- 2			
0- 0	0- 0	0- 0	NEUTRAL	0- 0	0- 0	0- 0			
0- 0	0- 0	0- 0	CONFERENCE	0- 0	0- 0	0- 0			
0- 0	0- 0	0- 0	HOME	0- 0	0- 0	0- 0			
0- 0	0- 0	0- 0	AWAY	0- 0	0- 0	0- 0			
0- 0	0- 0	0- 0	NEUTRAL	0- 0	0- 0	0- 0			

RPI 1-25				RPI 26-50				RPI 51-100				RPI 101+ Team's RPI: 202			
RPI	S	Opponent	Score	RPI	S	Opponent	Score	RPI	S	Opponent	Score	RPI	S	Opponent	Score
22	A	Minnesota	45 65									107	A	Stony Brook	61 63
												125	A	Colorado St.	53 56
												172	A	Lehigh	54 67
												253	A	Binghamton	61 72
												272	H	UMass Lowell	63 54
												316	H	Albany (NY)	48 34
												334	A	Lafayette	62 59
												341	H	Delaware St.	94 59
LAST 12 Division I GAMES:															
341	H	Delaware St.	94 59	334	A	Lafayette	62 59	316	H	Albany (NY)	48 34	253	A	Binghamton	61 72
107	A	Stony Brook	61 63												
172	A	Lehigh	54 67												
125	A	Colorado St.	53 56												
22	A	Minnesota	45 65												
272	H	UMass Lowell	63 54												

Non-Div I Games:

Cornell

Average RPI Win: 210		WON-LOST	WINNING	LAST 10	STRENGTH OF		OPP. STRENGTH	TEAM	ADJ.	CONF.	ADJ CONF.
Average RPI Loss: 32		RECORD	PCT. RANK	GAMES	SCHEDULE		OF SCHEDULE	RPI	RPI	RPI	RPI
DIV. I ONLY		6- 5	145	6-4	64		89	93	93	4	4
DIV. I NON-CONF.		6- 5	144	1- 0	65		90	92	92	3	3

TOTALS		RPI 1-25		RPI 26-50	W-L RECORDS		RPI 51-100	RPI 101-150		RPI 150+	
6- 5		0- 3		0- 1	OVERALL		1- 1	0- 0		5- 0	
2- 3		0- 3		0- 0	HOME		1- 0	0- 0		1- 0	
2- 2		0- 0		0- 1	AWAY		0- 1	0- 0		2- 0	
2- 0		0- 0		0- 0	NEUTRAL		0- 0	0- 0		2- 0	
6- 5		0- 3		0- 1	NON-CONFERENCE		1- 1	0- 0		5- 0	
2- 3		0- 3		0- 0	HOME		1- 0	0- 0		1- 0	
2- 2		0- 0		0- 1	AWAY		0- 1	0- 0		2- 0	
2- 0		0- 0		0- 0	NEUTRAL		0- 0	0- 0		2- 0	
0- 0		0- 0		0- 0	CONFERENCE		0- 0	0- 0		0- 0	
0- 0		0- 0		0- 0	HOME		0- 0	0- 0		0- 0	
0- 0		0- 0		0- 0	AWAY		0- 0	0- 0		0- 0	
0- 0		0- 0		0- 0	NEUTRAL		0- 0	0- 0		0- 0	

RPI 1-25				RPI 26-50				RPI 51-100 Team's RPI: 93				RPI 101+			
RPI	S	Opponent	Score	RPI	S	Opponent	Score	RPI	S	Opponent	Score	RPI	S	Opponent	Score
11	H	Drake	69 85	40	A	South Dakota St.	48 74	74	A	UNI	55 65	154	N	South Fla.	83 76
14	H	South Dakota	65 77					85	H	Nebraska	74 65	174	N	Vanderbi l t	75 55
23	H	Florida St.	52 71									232	A	Wi chi ta St.	83 71
												285	H	Omaha	66 51
												327	A	North Dakota St.	86 51

LAST 12 Division I GAMES:															
285	H	Omaha	66 51	174	N	Vanderbi l t	75 55								
85	H	Nebraska	74 65	154	N	South Fla.	83 76								
11	H	Drake	69 85	23	H	Florida St.	52 71								
74	A	UNI	55 65	232	A	Wi chi ta St.	83 71								
40	A	South Dakota St.	48 74	14	H	South Dakota	65 77								
327	A	North Dakota St.	86 51												

Non-Div I Games:

Creighton

Average RPI Win:	276	WON-LOST	WINNING	LAST 10	STRENGTH OF	OPP. STRENGTH	TEAM	ADJ.	CONF.	ADJ CONF.
Average RPI Loss:	157	RECORD	PCT. RANK	GAMES	SCHEDULE	OF SCHEDULE	RPI	RPI	RPI	RPI
DIV. I ONLY	6- 5	145	5-5	310	205	239	239	12	12	
DIV. I NON-CONF.	6- 5	144	0- 1	312	204	239	239	12	12	
<hr/>										
TOTALS	RPI 1-25	RPI 26-50	W-L RECORDS	RPI 51-100	RPI 101-150	RPI 150+				
6- 5	0- 0	0- 1	OVERALL	0- 1	0- 0	6- 3				
4- 1	0- 0	0- 0	HOME	0- 1	0- 0	4- 0				
2- 2	0- 0	0- 0	AWAY	0- 0	0- 0	2- 2				
0- 2	0- 0	0- 1	NEUTRAL	0- 0	0- 0	0- 1				
6- 5	0- 0	0- 1	NON-CONFERENCE	0- 1	0- 0	6- 3				
4- 1	0- 0	0- 0	HOME	0- 1	0- 0	4- 0				
2- 2	0- 0	0- 0	AWAY	0- 0	0- 0	2- 2				
0- 2	0- 0	0- 1	NEUTRAL	0- 0	0- 0	0- 1				
0- 0	0- 0	0- 0	CONFERENCE	0- 0	0- 0	0- 0				
0- 0	0- 0	0- 0	HOME	0- 0	0- 0	0- 0				
0- 0	0- 0	0- 0	AWAY	0- 0	0- 0	0- 0				
0- 0	0- 0	0- 0	NEUTRAL	0- 0	0- 0	0- 0				

RPI 1-25				RPI 26-50				RPI 51-100				RPI 101+				Team's RPI: 239
RPI	S	Opponent	Score	RPI	S	Opponent	Score	RPI	S	Opponent	Score	RPI	S	Opponent	Score	
				49	N	Middle Tenn.	58 70	66	H	Buffalo	69 75	183	A	San Diego	76 78	
												197	H	Boston U.	64 44	
												210	A	Cal St. Fullerton	62 67	
												272	H	UMass Lowell	70 54	
												278	H	Fairfield	59 46	
												279	N	UC Santa Barbara	56 62	
												290	H	Loyola Maryland	54 41	
												304	A	New Hampshire	62 42	
												314	A	Vermont	66 42	
<hr/>																
LAST 12 Division I GAMES:																
				197	H	Boston U.	64 44	279	N	UC Santa Barbara	56 62					
				183	A	San Diego	76 78	304	A	New Hampshire	62 42					
				210	A	Cal St. Fullerton	62 67	66	H	Buffalo	69 75					
				49	N	Middle Tenn.	58 70	272	H	UMass Lowell	70 54					
				314	A	Vermont	66 42	278	H	Fairfield	59 46					
				290	H	Loyola Maryland	54 41									

Non-Div I Games:

Dartmouth

Davidson				Through Games Of Dec. 28, 2018							
Average RPI	Win:	221	WON-LOST	WINNING	LAST 10	STRENGTH OF	OPP. STRENGTH	TEAM	ADJ.	CONF.	ADJ CONF.
Average RPI	Loss:	164	RECORD	PCT. RANK	GAMES	SCHEDULE	OF SCHEDULE	RPI	RPI	RPI	RPI
DIV. I ONLY		5- 6	178	4-6	275	181	218	218	17	17	
DIV. I NON-CONF.		5- 6	177	0- 1	275	180	219	219	18	18	

TOTALS	RPI 1-25		RPI 26-50		W-L RECORDS	RPI 51-100		RPI 101-150		RPI 150+	
5- 6	0- 0		0- 0		OVERALL	1- 2		0- 0		4- 4	
3- 1	0- 0		0- 0		HOME	0- 0		0- 0		3- 1	
2- 5	0- 0		0- 0		AWAY	1- 2		0- 0		1- 3	
0- 0	0- 0		0- 0		NEUTRAL	0- 0		0- 0		0- 0	
5- 6	0- 0		0- 0		NON-CONFERENCE	1- 2		0- 0		4- 4	
3- 1	0- 0		0- 0		HOME	0- 0		0- 0		3- 1	
2- 5	0- 0		0- 0		AWAY	1- 2		0- 0		1- 3	
0- 0	0- 0		0- 0		NEUTRAL	0- 0		0- 0		0- 0	
0- 0	0- 0		0- 0		CONFERENCE	0- 0		0- 0		0- 0	
0- 0	0- 0		0- 0		HOME	0- 0		0- 0		0- 0	
0- 0	0- 0		0- 0		AWAY	0- 0		0- 0		0- 0	
0- 0	0- 0		0- 0		NEUTRAL	0- 0		0- 0		0- 0	

RPI 1-25				RPI 26-50				RPI 51-100				RPI 101+ Team's RPI: 218			
RPI	S	Opponent	Score	RPI	S	Opponent	Score	RPI	S	Opponent	Score	RPI	S	Opponent	Score
								52	A	Charlotte	66 78	161	H	Appalachian St.	78 81
								87	A	Princeton	57 65	164	H	William & Mary	76 65
								92	A	Clemson	90 80	175	A	UNC Asheville	56 69
												189	H	High Point	71 62
												213	A	Elon	72 73
												293	A	Gardner-Webb	49 54
												310	H	Presbyterian	83 56
												349	A	Charleston So.	72 34

LAST 12 Division I GAMES:															
164	H	William & Mary	76 65	52	A	Charlotte	66 78	310	H	Presbyterian	83 56				
175	A	UNC Asheville	56 69	92	A	Clemson	90 80	213	A	Elon	72 73				
161	H	Appalachian St.	78 81	87	A	Princeton	57 65	189	H	High Point	71 62				
293	A	Gardner-Webb	49 54												
349	A	Charleston So.	72 34												

Non-Div I Games: Queens (NC) 80 47

Davidson

Average RPI Win: 173

Average RPI Loss: 46

WON-LOST
RECORDWINNING
PCT. RANKLAST 10
GAMESSTRENGTH OF
SCHEDULEOPP. STRENGTH
OF SCHEDULETEAM
RPIADJ.
RPICONF.
RPIADJ CONF.
RPIDIV. I ONLY
DIV. I NON-CONF.5- 6
5- 6178
1774-6
1- 06
6253
25265
6565
6517
1817
18

TOTALS

RPI 1-25

RPI 26-50

W-L RECORDS

RPI 51-100

RPI 101-150

RPI 150+

5- 6
4- 1
0- 4
1- 10- 0
0- 0
0- 0
0- 00- 4
0- 1
0- 2
0- 1OVERALL
HOME
AWAY
NEUTRAL3- 2
2- 0
0- 2
1- 00- 0
0- 0
0- 0
0- 02- 0
2- 0
0- 0
0- 05- 6
4- 1
0- 4
1- 10- 0
0- 0
0- 0
0- 00- 4
0- 1
0- 2
0- 1NON-CONFERENCE
HOME
AWAY
NEUTRAL3- 2
2- 0
0- 2
1- 00- 0
0- 0
0- 0
0- 02- 0
2- 0
0- 0
0- 00- 0
0- 0
0- 0
0- 00- 0
0- 0
0- 0
0- 00- 0
0- 0
0- 0
0- 0CONFERENCE
HOME
AWAY
NEUTRAL0- 0
0- 0
0- 0
0- 00- 0
0- 0
0- 0
0- 00- 0
0- 0
0- 0
0- 0

RPI 1-25

RPI 26-50

RPI 51-100

Team's RPI: 65

RPI 101+

RPI S Opponent Score

RPI S Opponent Score

27 N Virginia Tech 57 69

31 H Northeastern 79 84

32 A Green Bay 35 51

34 A Maryland 71 82

RPI S Opponent Score

62 N Georgia Tech 85 66

63 A South Carolina 55 65

66 H Buffalo 72 59

71 H Toledo 70 49

91 A James Madison 55 68

RPI S Opponent Score

317 H Colgate 67 58

347 H Evansville 69 30

LAST 12 Division I GAMES:

62 N Georgia Tech 85 66

71 H Toledo 70 49

31 H Northeastern 79 84

34 A Maryland 71 82

317 H Colgate 67 58

27 N Virginia Tech 57 69

347 H Evansville 69 30

66 H Buffalo 72 59

91 A James Madison 55 68

63 A South Carolina 55 65

32 A Green Bay 35 51

D
a
y
t
o
nD
a
y
t
o
n

Non-Div I Games:

Dayton

Average RPI Win: 169

Average RPI Loss: 3

WON-LOST
RECORDWINNING
PCT. RANKLAST 10
GAMESSTRENGTH OF
SCHEDULEOPP. STRENGTH
OF SCHEDULETEAM
RPIADJ.
RPICONF.
RPIADJ CONF.
RPIDIV. I ONLY
DIV. I NON-CONF.9- 3
9- 363
638-2
1- 093
9413
1542
4242
424
34
3

TOTALS

RPI 1-25

RPI 26-50

W-L RECORDS

RPI 51-100

RPI 101-150

RPI 150+

9- 3 0- 3
5- 1 0- 1
2- 1 0- 1
2- 1 0- 11- 0
1- 0
0- 0
0- 0OVERALL
HOME
AWAY
NEUTRAL3- 0
1- 0
0- 0
2- 01- 0
0- 0
1- 0
0- 04- 0
3- 0
1- 0
0- 09- 3 0- 3
5- 1 0- 1
2- 1 0- 1
2- 1 0- 11- 0
1- 0
0- 0
0- 0NON-CONFERENCE
HOME
AWAY
NEUTRAL3- 0
1- 0
0- 0
2- 01- 0
0- 0
1- 0
0- 04- 0
3- 0
1- 0
0- 00- 0 0- 0
0- 0 0- 0
0- 0 0- 0
0- 0 0- 00- 0
0- 0
0- 0
0- 0CONFERENCE
HOME
AWAY
NEUTRAL0- 0
0- 0
0- 0
0- 00- 0
0- 0
0- 0
0- 00- 0
0- 0
0- 0
0- 0

RPI 1-25

RPI 26-50

Team's RPI: 42

RPI 51-100

RPI 101+

RPI	S	Opponent	Score
1	H	Notre Dame	77 101
2	A	UConn	63 99
6	N	Syracuse	81 83

RPI	S	Opponent	Score
32	H	Green Bay	73 64

RPI	S	Opponent	Score
69	N	Kansas St.	79 59
87	N	Princeton	82 67
100	H	Northwestern	76 60

RPI	S	Opponent	Score
130	A	Oklahoma	87 76
212	H	Temple	102 88
244	A	Loyola Chi cago	102 76
301	H	Tennessee St.	95 73
344	H	Savannah St.	124 61

LAST 12 Division I GAMES:

244	A	Loyola Chi cago	102 76	130	A	Oklahoma	87 76
301	H	Tennessee St.	95 73	100	H	Northwestern	76 60
69	N	Kansas St.	79 59	212	H	Temple	102 88
87	N	Princeton	82 67	2	A	UConn	63 99
1	H	Notre Dame	77 101	344	H	Savannah St.	124 61
32	H	Green Bay	73 64	6	N	Syracuse	81 83

Non-Div I Games:

DePaul

Loss,
 Non-Conf,
 S Site,
 H Home
 A Away
 N Neutral

Delaware				Through Games Of Dec. 28, 2018							
Average RPI Win:	284	WON-LOST	WINNING	LAST 10	STRENGTH OF	OPP. STRENGTH	TEAM	ADJ.	CONF.	ADJ CONF.	
Average RPI Loss:	113	RECORD	PCT. RANK	GAMES	SCHEDULE	OF SCHEDULE	RPI	RPI	RPI	RPI	
DIV. I ONLY		5- 7	205	5-5	157	296	214	214	13	13	
DIV. I NON-CONF.		5- 7	207	1- 0	157	296	214	214	13	13	

TOTALS	RPI 1-25		RPI 26-50		W-L RECORDS		RPI 51-100		RPI 101-150	RPI 150+	
5- 7	0- 1		0- 1		OVERALL		0- 1		0- 2	5- 2	
2- 2	0- 1		0- 1		HOME		0- 0		0- 0	2- 0	
1- 3	0- 0		0- 0		AWAY		0- 1		0- 0	1- 2	
2- 2	0- 0		0- 0		NEUTRAL		0- 0		0- 2	2- 0	
5- 7	0- 1		0- 1		NON-CONFERENCE		0- 1		0- 2	5- 2	
2- 2	0- 1		0- 1		HOME		0- 0		0- 0	2- 0	
1- 3	0- 0		0- 0		AWAY		0- 1		0- 0	1- 2	
2- 2	0- 0		0- 0		NEUTRAL		0- 0		0- 2	2- 0	
0- 0	0- 0		0- 0		CONFERENCE		0- 0		0- 0	0- 0	
0- 0	0- 0		0- 0		HOME		0- 0		0- 0	0- 0	
0- 0	0- 0		0- 0		AWAY		0- 0		0- 0	0- 0	
0- 0	0- 0		0- 0		NEUTRAL		0- 0		0- 0	0- 0	

RPI 1-25				RPI 26-50				RPI 51-100				RPI 101+ Team's RPI: 214			
RPI	S	Opponent	Score	RPI	S	Opponent	Score	RPI	S	Opponent	Score	RPI	S	Opponent	Score
19	H	UCF	60 71	34	H	Maryland	53 77	74	A	UNI	67 79	132	N	Montana St.	60 69
												141	N	Bradley	47 59
												170	N	Nicholls St.	71 56
												191	A	George Mason	46 72
												197	A	Boston U.	61 72
												282	H	Saint Joseph's	48 39
												293	H	Gardner-Webb	69 45
												334	N	Lafayette	65 47
												341	A	Delaware St.	85 77

LAST 12 Division I GAMES:															
334	N	Lafayette	65 47	282	H	Saint Joseph's	48 39								
170	N	Nicholls St.	71 56	34	H	Maryland	53 77								
141	N	Bradley	47 59	293	H	Gardner-Webb	69 45								
341	A	Delaware St.	85 77	19	H	UCF	60 71								
132	N	Montana St.	60 69	191	A	George Mason	46 72								
74	A	UNI	67 79	197	A	Boston U.	61 72								

Non-Div I Games:

Delaware

Average RPI	Win:	0	WON-LOST	WINNING	LAST 10	STRENGTH OF	OPP. STRENGTH	TEAM	ADJ.	CONF.	ADJ CONF.
Average RPI	Loss:	169	RECORD	PCT. RANK	GAMES	SCHEDULE	OF SCHEDULE	RPI	RPI	RPI	RPI
DIV. I ONLY		0- 7		335	2-7	247	199	341	341	32	32
DIV. I NON-CONF.		0- 7		334	0- 1	246	199	341	341	32	32

TOTALS	RPI 1-25		RPI 26-50		W-L RECORDS	RPI 51-100		RPI 101-150		RPI 150+	
0- 7	0- 0		0- 0		OVERALL	0- 3		0- 0		0- 4	
0- 2	0- 0		0- 0		HOME	0- 1		0- 0		0- 1	
0- 5	0- 0		0- 0		AWAY	0- 2		0- 0		0- 3	
0- 0	0- 0		0- 0		NEUTRAL	0- 0		0- 0		0- 0	
0- 7	0- 0		0- 0		NON-CONFERENCE	0- 3		0- 0		0- 4	
0- 2	0- 0		0- 0		HOME	0- 1		0- 0		0- 1	
0- 5	0- 0		0- 0		AWAY	0- 2		0- 0		0- 3	
0- 0	0- 0		0- 0		NEUTRAL	0- 0		0- 0		0- 0	
0- 0	0- 0		0- 0		CONFERENCE	0- 0		0- 0		0- 0	
0- 0	0- 0		0- 0		HOME	0- 0		0- 0		0- 0	
0- 0	0- 0		0- 0		AWAY	0- 0		0- 0		0- 0	
0- 0	0- 0		0- 0		NEUTRAL	0- 0		0- 0		0- 0	

RPI 1-25				RPI 26-50				RPI 51-100				RPI 101+ Team's RPI : 341					
RPI	S	Opponent	Score	RPI	S	Opponent	Score	RPI	S	Opponent	Score	RPI	S	Opponent	Score		
								70	A	St. John's (NY)	44	82	202	A	Cornell	59	94
								90	A	Xavier	59	80	212	A	Temple	61	75
								91	H	James Madison	57	103	214	H	Delaware	77	85
													302	A	Robert Morris	63	64
LAST 12 Division I GAMES:																	
				302	A	Robert Morris	63	64	90	A	Xavier	59	80				
				202	A	Cornell	59	94	70	A	St. John's (NY)	44	82				
									214	H	Delaware	77	85				
									91	H	James Madison	57	103				
									212	A	Temple	61	75				

Non-Div I Games: Post 65 53 Cheyney 79 59

Del aware St.

D
e
n
v
e
r

Average RPI Win: 171		WON-LOST RECORD		WINNING PCT. RANK		LAST 10 GAMES		STRENGTH OF SCHEDULE		OPP. STRENGTH OF SCHEDULE		TEAM RPI		ADJ. RPI		CONF. RPI		ADJ CONF. RPI	
Average RPI Loss: 118																			
DIV. I ONLY		8- 6		139		5-5		279		16		168		168		19		19	
DIV. I NON-CONF.		7- 6		154		0- 0		271		10		184		184		16		16	
TOTALS		RPI 1-25		RPI 26-50		W-L RECORDS		RPI 51-100		RPI 101-150		RPI 150+							
8- 6		0- 0		1- 1		OVERALL		0- 2		2- 1		5- 2							
6- 1		0- 0		1- 0		HOME		0- 0		2- 0		3- 1							
2- 5		0- 0		0- 1		AWAY		0- 2		0- 1		2- 1							
0- 0		0- 0		0- 0		NEUTRAL		0- 0		0- 0		0- 0							
7- 6		0- 0		1- 1		NON-CONFERENCE		0- 2		2- 1		4- 2							
6- 1		0- 0		1- 0		HOME		0- 0		2- 0		3- 1							
1- 5		0- 0		0- 1		AWAY		0- 2		0- 1		1- 1							
0- 0		0- 0		0- 0		NEUTRAL		0- 0		0- 0		0- 0							
1- 0		0- 0		0- 0		CONFERENCE		0- 0		0- 0		1- 0							
0- 0		0- 0		0- 0		HOME		0- 0		0- 0		0- 0							
1- 0		0- 0		0- 0		AWAY		0- 0		0- 0		1- 0							
0- 0		0- 0		0- 0		NEUTRAL		0- 0		0- 0		0- 0							

RPI 1-25				RPI 26-50				RPI 51-100				RPI 101+ Team's RPI: 168			
RPI	S	Opponent	Score	RPI	S	Opponent	Score	RPI	S	Opponent	Score	RPI	S	Opponent	Score
30	H	Lamar University	117 110	76	A	Northern Colo.	66 74	118	H	Loyola Marymount	104 75	125	A	Colorado St.	79 84
44	A	Wyoming	74 78	85	A	Nebraska	71 96	147	H	UMKC	92 75	167	A	New Mexico St.	64 66
								180	H	American	83 54	184	H	Air Force	92 66
								195	A	Southern Utah	71 70	209	H	Samford	83 87
								226	H	St. Bonaventure	76 62	285	A	Omaha	95 68
LAST 12 Division I GAMES:															
125	A	Colorado St.	79 84	285	A	Omaha	95 68	118	H	Loyola Marymount	104 75	226	H	St. Bonaventure	76 62
209	H	Samford	83 87	76	A	Northern Colo.	66 74	30	H	Lamar University	117 110	180	H	American	83 54
85	A	Nebraska	71 96					184	H	Air Force	92 66	195	A	Southern Utah	71 70
167	A	New Mexico St.	64 66					44	A	Wyoming	74 78				

Non-Div I Games:

Denver

D
e
n
v
e
r

Average RPI Win:	339	WON-LOST	WINNING	LAST 10	STRENGTH OF	OPP. STRENGTH	TEAM	ADJ.	CONF.	ADJ CONF.
Average RPI Loss:	177	RECORD	PCT. RANK	GAMES	SCHEDULE	OF SCHEDULE	RPI	RPI	RPI	RPI

DIV. I ONLY	1- 10	332	1-9	148	323	303	303	16	16
DIV. I NON-CONF.	1- 9	327	0- 0	165	327	303	303	15	15
TOTALS	RPI 1-25	RPI 26-50	W-L RECORDS	RPI 51-100	RPI 101-150	RPI 150+			
1- 10	0- 0	0- 0	OVERALL	0- 1	0- 4	1- 5			
0- 4	0- 0	0- 0	HOME	0- 0	0- 2	0- 2			
1- 6	0- 0	0- 0	AWAY	0- 1	0- 2	1- 3			
0- 0	0- 0	0- 0	NEUTRAL	0- 0	0- 0	0- 0			
1- 9	0- 0	0- 0	NON-CONFERENCE	0- 1	0- 3	1- 5			
0- 3	0- 0	0- 0	HOME	0- 0	0- 1	0- 2			
1- 6	0- 0	0- 0	AWAY	0- 1	0- 2	1- 3			
0- 0	0- 0	0- 0	NEUTRAL	0- 0	0- 0	0- 0			
0- 1	0- 0	0- 0	CONFERENCE	0- 0	0- 1	0- 0			
0- 1	0- 0	0- 0	HOME	0- 0	0- 1	0- 0			
0- 0	0- 0	0- 0	AWAY	0- 0	0- 0	0- 0			
0- 0	0- 0	0- 0	NEUTRAL	0- 0	0- 0	0- 0			

RPI 1-25	RPI 26-50	RPI 51-100	RPI 101+	Team's RPI: 303
RPI S Opponent Score	RPI S Opponent Score	RPI S Opponent Score	RPI S Opponent Score	
		71 A Toledo 60 77	110 A Ohio St. 41 55	
			112 A Michigan 62 95	
			114 H Youngstown St. 59 85	
			127 H Miami (OH) 59 78	
			152 A Bowling Green 73 79	
			228 A Eastern Mich. 53 60	
			244 A Loyola Chicago 43 52	
			285 H Omaha 42 51	
			322 H Western Mich. 44 54	
			339 A Manhattan 58 56	
LAST 12 Division I GAMES:				
71 A Toledo 60 77	114 H Youngstown St. 59 85			
152 A Bowling Green 73 79	112 A Michigan 62 95			
322 H Western Mich. 44 54	127 H Miami (OH) 59 78			
228 A Eastern Mich. 53 60	244 A Loyola Chicago 43 52			
285 H Omaha 42 51	110 A Ohio St. 41 55			
339 A Manhattan 58 56				

Non-Div I Games: Mich. -Dearborn 68 60

Detroit Mercy

Average RPI Win: 102
Average RPI Loss: 16

WON-LOST
RECORD

WINNING
PCT. RANK

LAST 10
GAMES

STRENGTH OF
SCHEDULE

OPP. STRENGTH
OF SCHEDULE

TEAM
RPI

ADJ.
RPI

CONF.
RPI

ADJ CONF.
RPI

DIV. I ONLY
DIV. I NON-CONF.

7- 4
7- 4

106
104

6-4
1- 0

10
12

2
2

11
11

11
11

14
14

14
14

TOTALS

RPI 1-25

RPI 26-50

W-L RECORDS

RPI 51-100

RPI 101-150

RPI 150+

7- 4 1- 3

2- 1 1- 1

3- 2 0- 1

2- 1 0- 1

0- 1

0- 0

0- 1

0- 0

OVERALL

HOME

AWAY

NEUTRAL

4- 0

0- 0

2- 0

2- 0

1- 0

1- 0

0- 0

0- 0

1- 0

0- 0

1- 0

0- 0

7- 4 1- 3

2- 1 1- 1

3- 2 0- 1

2- 1 0- 1

0- 1

0- 0

0- 1

0- 0

NON-CONFERENCE

HOME

AWAY

NEUTRAL

4- 0

0- 0

2- 0

2- 0

1- 0

1- 0

0- 0

0- 0

1- 0

0- 0

1- 0

0- 0

0- 0 0- 0

0- 0 0- 0

0- 0 0- 0

0- 0 0- 0

0- 0

0- 0

0- 0

0- 0

CONFERENCE

HOME

AWAY

NEUTRAL

0- 0

0- 0

0- 0

0- 0

0- 0

0- 0

0- 0

0- 0

0- 0

0- 0

0- 0

0- 0

RPI 1-25

Team's RPI: 11

RPI 26-50

RPI 51-100

RPI 101+

RPI	S	Opponent	Score
1	N	Notre Dame	64 82
9	A	Iowa St.	81 86
12	H	Iowa	82 91
14	H	South Dakota	76 64

RPI	S	Opponent	Score
40	A	South Dakota St.	71 80

RPI	S	Opponent	Score
51	N	Rutgers	69 59
63	N	South Carolina	90 85
85	A	Nebraska	83 77
93	A	Creighton	85 69

RPI	S	Opponent	Score
146	H	CSUN	73 63
262	A	Western Ill.	98 71

LAST 12 Division I GAMES:

12	H	Iowa	82 91	63	N	South Carolina	90 85
9	A	Iowa St.	81 86	1	N	Notre Dame	64 82
40	A	South Dakota St.	71 80	14	H	South Dakota	76 64
93	A	Creighton	85 69	262	A	Western Ill.	98 71
51	N	Rutgers	69 59	85	A	Nebraska	83 77
146	H	CSUN	73 63				

Non-Div I Games:

Clarke

91 43

Drake

Loss, Non-Conf, S Site, H Home A Away N Neutral

Average RPI Win: **260**
 Average RPI Loss: **67**

WON-LOST
RECORD

WINNING
PCT. RANK

LAST 10
GAMES

STRENGTH OF
SCHEDULE

OPP. STRENGTH
OF SCHEDULE

TEAM
RPI

ADJ.
RPI

CONF.
RPI

ADJ CONF.
RPI

DIV. I ONLY	7- 3	82	7-3	232	213	159	159	13	13
DIV. I NON-CONF.	7- 3	83	1- 0	230	211	158	158	13	13
TOTALS	RPI 1-25	RPI 26-50	W-L RECORDS	RPI 51-100	RPI 101-150	RPI 150+			
7- 3	0- 0	1- 0	OVERALL	0- 3	0- 0	6- 0			
3- 2	0- 0	1- 0	HOME	0- 2	0- 0	2- 0			
3- 0	0- 0	0- 0	AWAY	0- 0	0- 0	3- 0			
1- 1	0- 0	0- 0	NEUTRAL	0- 1	0- 0	1- 0			
7- 3	0- 0	1- 0	NON-CONFERENCE	0- 3	0- 0	6- 0			
3- 2	0- 0	1- 0	HOME	0- 2	0- 0	2- 0			
3- 0	0- 0	0- 0	AWAY	0- 0	0- 0	3- 0			
1- 1	0- 0	0- 0	NEUTRAL	0- 1	0- 0	1- 0			
0- 0	0- 0	0- 0	CONFERENCE	0- 0	0- 0	0- 0			
0- 0	0- 0	0- 0	HOME	0- 0	0- 0	0- 0			
0- 0	0- 0	0- 0	AWAY	0- 0	0- 0	0- 0			
0- 0	0- 0	0- 0	NEUTRAL	0- 0	0- 0	0- 0			

RPI 1-25				RPI 26-50				RPI 51-100				RPI 101+ Team's RPI: 159			
RPI	S	Opponent	Score	RPI	S	Opponent	Score	RPI	S	Opponent	Score	RPI	S	Opponent	Score
				47	H	Bucknell I	64 42	57	H	Qui nni pi ac	52 56	252	A	La Salle	58 43
								64	N	Wright St.	63 71	282	H	Saint Joseph's	51 34
								79	H	Penn	39 55	293	H	Gardner-Webb	65 48
												294	N	Siena	51 39
												314	A	Vermont	60 44
												339	A	Manhattan	53 39
LAST 12 Division I GAMES:															
				64	N	Wright St.	63 71	314	A	Vermont	60 44				
				339	A	Manhattan	53 39	79	H	Penn	39 55				
				252	A	La Salle	58 43	293	H	Gardner-Webb	65 48				
				294	N	Siena	51 39	57	H	Qui nni pi ac	52 56				
				47	H	Bucknell I	64 42								
				282	H	Saint Joseph's	51 34								

Non-Div I Games:

Drexel

Average RPI Win:	162	WON-LOST RECORD	WINNING PCT. RANK	LAST 10 GAMES	STRENGTH OF SCHEDULE	OPP. STRENGTH OF SCHEDULE	TEAM RPI	ADJ. RPI	CONF. RPI	ADJ CONF. RPI
Average RPI Loss:	79									
DIV. I ONLY	7- 4	106	7-3	39	140	43	43	1	1	
DIV. I NON-CONF.	7- 4	104	0- 1	41	140	43	43	1	1	

TOTALS	RPI 1-25	RPI 26-50	W-L RECORDS	RPI 51-100	RPI 101-150	RPI 150+				
7- 4	0- 0	1- 0	OVERALL	1- 3	0- 1	5- 0				
4- 0	0- 0	0- 0	HOME	1- 0	0- 0	3- 0				
2- 2	0- 0	1- 0	AWAY	0- 2	0- 0	1- 0				
1- 2	0- 0	0- 0	NEUTRAL	0- 1	0- 1	1- 0				
7- 4	0- 0	1- 0	NON-CONFERENCE	1- 3	0- 1	5- 0				
4- 0	0- 0	0- 0	HOME	1- 0	0- 0	3- 0				
2- 2	0- 0	1- 0	AWAY	0- 2	0- 0	1- 0				
1- 2	0- 0	0- 0	NEUTRAL	0- 1	0- 1	1- 0				
0- 0	0- 0	0- 0	CONFERENCE	0- 0	0- 0	0- 0				
0- 0	0- 0	0- 0	HOME	0- 0	0- 0	0- 0				
0- 0	0- 0	0- 0	AWAY	0- 0	0- 0	0- 0				
0- 0	0- 0	0- 0	NEUTRAL	0- 0	0- 0	0- 0				

RPI S Opponent	RPI S Opponent	Team's RPI: 43	RPI S Opponent	Score	RPI S Opponent	Score	RPI S Opponent	Score
			29 A Maine	66 63	54 A Oregon St.	57 71	105 N Washington	64 71
					55 N Missouri	54 62	156 A Wisconsin	60 53
					75 H Marist	64 56	165 H East Carolina	83 66
					100 A Northwestern	58 84	213 H Elon	81 64
							246 N Ball St.	79 62
							250 H UNLV	66 38

LAST 12 Division I GAMES:								
75 H Marist	64 56	55 N Missouri	54 62					
156 A Wisconsin	60 53	246 N Ball St.	79 62					
105 N Washington	64 71	165 H East Carolina	83 66					
213 H Elon	81 64	54 A Oregon St.	57 71					
29 A Maine	66 63	250 H UNLV	66 38					
100 A Northwestern	58 84							

Non-Div I Games:

Duke

Duquesne				Through Games Of Dec. 28, 2018							
Average RPI	Win:	194	WON-LOST	WINNING	LAST 10	STRENGTH OF	OPP. STRENGTH	TEAM	ADJ.	CONF.	ADJ CONF.
Average RPI	Loss:	84	RECORD	PCT. RANK	GAMES	SCHEDULE	OF SCHEDULE	RPI	RPI	RPI	RPI
DIV. I ONLY		5- 6	178	5-5	68	117	104	104	17	17	
DIV. I NON-CONF.		5- 6	177	0- 1	69	117	105	105	18	18	

TOTALS	RPI 1-25		RPI 26-50		W-L RECORDS	RPI 51-100	RPI 101-150		RPI 150+		
5- 6	0- 2		0- 0		OVERALL	0- 3	2- 0		3- 1		
2- 1	0- 1		0- 0		HOME	0- 0	0- 0		2- 0		
3- 3	0- 0		0- 0		AWAY	0- 3	2- 0		1- 0		
0- 2	0- 1		0- 0		NEUTRAL	0- 0	0- 0		0- 1		
5- 6	0- 2		0- 0		NON-CONFERENCE	0- 3	2- 0		3- 1		
2- 1	0- 1		0- 0		HOME	0- 0	0- 0		2- 0		
3- 3	0- 0		0- 0		AWAY	0- 3	2- 0		1- 0		
0- 2	0- 1		0- 0		NEUTRAL	0- 0	0- 0		0- 1		
0- 0	0- 0		0- 0		CONFERENCE	0- 0	0- 0		0- 0		
0- 0	0- 0		0- 0		HOME	0- 0	0- 0		0- 0		
0- 0	0- 0		0- 0		AWAY	0- 0	0- 0		0- 0		
0- 0	0- 0		0- 0		NEUTRAL	0- 0	0- 0		0- 0		

RPI 1-25				RPI 26-50				RPI 51-100				RPI 101+ Team's RPI: 104			
RPI	S	Opponent	Score	RPI	S	Opponent	Score	RPI	S	Opponent	Score	RPI	S	Opponent	Score
6	N	Syracuse	71 87					56	A	Texas	41 78	106	A	Penn St.	64 58
19	H	UCF	63 71					71	A	Toledo	52 65	142	A	Kent St.	77 72
								82	A	TCU	48 61	211	H	Mt. St. Mary's	73 64
												236	A	Saint Francis (PA)	93 73
												267	N	Liberty	51 55
												276	H	ETSU	66 58

LAST 12 Division I GAMES:															
236	A	Saint Francis (PA)	93 73	267	N	Liberty	51 55								
71	A	Toledo	52 65	6	N	Syracuse	71 87								
211	H	Mt. St. Mary's	73 64	276	H	ETSU	66 58								
56	A	Texas	41 78	19	H	UCF	63 71								
82	A	TCU	48 61	106	A	Penn St.	64 58								
				142	A	Kent St.	77 72								

Non-Div I Games:

Duquesne

Average RPI	Win:	237	WON-LOST	WINNING	LAST 10	STRENGTH OF	OPP. STRENGTH	TEAM	ADJ.	CONF.	ADJ CONF.
Average RPI	Loss:	119	RECORD	PCT. RANK	GAMES	SCHEDULE	OF SCHEDULE	RPI	RPI	RPI	RPI
DIV. I ONLY		2- 13	319	2-8	88	173	276	276	22	22	
DIV. I NON-CONF.		2- 13	318	0- 2	89	172	276	276	22	22	

TOTALS	RPI 1-25		RPI 26-50		W-L RECORDS	RPI 51-100		RPI 101-150		RPI 150+	
2- 13	0- 0		0- 2		OVERALL	0- 3		0- 4		2- 4	
2- 3	0- 0		0- 0		HOME	0- 0		0- 1		2- 2	
0- 7	0- 0		0- 2		AWAY	0- 1		0- 3		0- 1	
0- 3	0- 0		0- 0		NEUTRAL	0- 2		0- 0		0- 1	
2- 13	0- 0		0- 2		NON-CONFERENCE	0- 3		0- 4		2- 4	
2- 3	0- 0		0- 0		HOME	0- 0		0- 1		2- 2	
0- 7	0- 0		0- 2		AWAY	0- 1		0- 3		0- 1	
0- 3	0- 0		0- 0		NEUTRAL	0- 2		0- 0		0- 1	
0- 0	0- 0		0- 0		CONFERENCE	0- 0		0- 0		0- 0	
0- 0	0- 0		0- 0		HOME	0- 0		0- 0		0- 0	
0- 0	0- 0		0- 0		AWAY	0- 0		0- 0		0- 0	
0- 0	0- 0		0- 0		NEUTRAL	0- 0		0- 0		0- 0	

RPI 1-25				RPI 26-50				RPI 51-100				RPI 101+ Team's RPI: 276			
RPI	S	Opponent	Score	RPI	S	Opponent	Score	RPI	S	Opponent	Score	RPI	S	Opponent	Score
				33	A	Tennessee	61 80	51	N	Rutgers	44 68	104	A	Duquesne	58 66
				36	A	Michigan St.	53 75	63	N	South Carolina	55 101	119	A	South Alabama	74 81
								99	A	Radford	64 79	120	H	Houston	77 84
												138	A	Cincinnati	64 77
												160	N	Western Ky.	68 82
												161	H	Appalachian St.	95 64
												175	A	UNC Asheville	55 56
												178	H	Troy	66 84
												267	H	Liberty	86 89
												312	H	N.C. A&T	61 56

LAST 12 Division I GAMES:															
				51	N	Rutgers	44 68	160	N	Western Ky.	68 82				
				120	H	Houston	77 84	33	A	Tennessee	61 80				
				161	H	Appalachian St.	95 64	104	A	Duquesne	58 66				
				119	A	South Alabama	74 81	312	H	N.C. A&T	61 56				
				63	N	South Carolina	55 101	175	A	UNC Asheville	55 56				
				178	H	Troy	66 84	267	H	Liberty	86 89				

Non-Div I Games:

ETSU

Average RPI Win: 259

Average RPI Loss: 86

WON-LOST
RECORDWINNING
PCT. RANKLAST 10
GAMESSTRENGTH OF
SCHEDULEOPP. STRENGTH
OF SCHEDULETEAM
RPIADJ.
RPICONF.
RPIADJ CONF.
RPIDIV. I ONLY
DIV. I NON-CONF.9- 3
9- 363
637-3
0- 1316
316195
194165
164165
1648
88
8

TOTALS

RPI 1-25

RPI 26-50

W-L RECORDS

RPI 51-100

RPI 101-150

RPI 150+

9- 3

0- 0

0- 1

OVERALL

1- 1

0- 0

8- 1

7- 0

0- 0

0- 0

HOME

1- 0

0- 0

6- 0

0- 3

0- 0

0- 1

AWAY

0- 1

0- 0

0- 1

2- 0

0- 0

0- 0

NEUTRAL

0- 0

0- 0

2- 0

9- 3

0- 0

0- 1

NON-CONFERENCE

1- 1

0- 0

8- 1

7- 0

0- 0

0- 0

HOME

1- 0

0- 0

6- 0

0- 3

0- 0

0- 1

AWAY

0- 1

0- 0

0- 1

2- 0

0- 0

0- 0

NEUTRAL

0- 0

0- 0

2- 0

0- 0

0- 0

0- 0

CONFERENCE

0- 0

0- 0

0- 0

0- 0

0- 0

0- 0

HOME

0- 0

0- 0

0- 0

0- 0

0- 0

0- 0

AWAY

0- 0

0- 0

0- 0

0- 0

0- 0

0- 0

NEUTRAL

0- 0

0- 0

0- 0

RPI 1-25

RPI 26-50

RPI 51-100

RPI 101+

Team's RPI: 165

RPI S Opponent Score

RPI S Opponent Score

RPI S Opponent Score

RPI S Opponent Score

43 A Duke 66 83

52 A Charlotte 46 52

164 A William & Mary 43 63

61 H Wake Forest 70 61

227 H Monmouth 73 67

235 H Kennesaw St. 68 56

251 H UMES 84 69

267 H Liberty 66 63

297 N South Carolina St. 71 63

305 H USC Upstate 63 53

342 H Grand Canyon 59 47

348 N Longwood 61 52

LAST 12 Division I GAMES:

43 A Duke 66 83

297 N South Carolina St. 71 63

61 H Wake Forest 70 61

348 N Longwood 61 52

235 H Kennesaw St. 68 56

305 H USC Upstate 63 53

342 H Grand Canyon 59 47

267 H Liberty 66 63

227 H Monmouth 73 67

52 A Charlotte 46 52

251 H UMES 84 69

164 A William & Mary 43 63

Non-Div I Games:

East Carolina

Average RPI Win:	261	WON-LOST	WINNING	LAST 10	STRENGTH OF	OPP. STRENGTH	TEAM	ADJ.	CONF.	ADJ CONF.
Average RPI Loss:	145	RECORD	PCT. RANK	GAMES	SCHEDULE	OF SCHEDULE	RPI	RPI	RPI	RPI
DIV. I ONLY	3- 5	226	5-5	152	308	208	208	21	21	
DIV. I NON-CONF.	3- 5	226	1- 0	153	308	208	208	21	21	

TOTALS	RPI 1-25	RPI 26-50	W-L RECORDS	RPI 51-100	RPI 101-150	RPI 150+				
3- 5	0- 0	0- 1	OVERALL	0- 0	0- 3	3- 1				
2- 0	0- 0	0- 0	HOME	0- 0	0- 0	2- 0				
0- 5	0- 0	0- 1	AWAY	0- 0	0- 3	0- 1				
1- 0	0- 0	0- 0	NEUTRAL	0- 0	0- 0	1- 0				
3- 5	0- 0	0- 1	NON-CONFERENCE	0- 0	0- 3	3- 1				
2- 0	0- 0	0- 0	HOME	0- 0	0- 0	2- 0				
0- 5	0- 0	0- 1	AWAY	0- 0	0- 3	0- 1				
1- 0	0- 0	0- 0	NEUTRAL	0- 0	0- 0	1- 0				
0- 0	0- 0	0- 0	CONFERENCE	0- 0	0- 0	0- 0				
0- 0	0- 0	0- 0	HOME	0- 0	0- 0	0- 0				
0- 0	0- 0	0- 0	AWAY	0- 0	0- 0	0- 0				
0- 0	0- 0	0- 0	NEUTRAL	0- 0	0- 0	0- 0				

RPI 1-25				RPI 26-50				RPI 51-100				RPI 101+				Team's RPI: 208	
RPI	S	Opponent	Score	RPI	S	Opponent	Score	RPI	S	Opponent	Score	RPI	S	Opponent	Score		
				37	A	Butler	37 72					111	A	Northern Ill.	59 78		
												131	A	Southern Ill.	59 73		
												141	A	Bradley	64 67		
												179	H	Indiana St.	63 39		
												262	N	Western Ill.	64 62		
												307	A	Valparaiso	60 62		
												343	H	Purdue Fort Wayne	72 63		
LAST 12 Division I GAMES:																	
				179	H	Indiana St.	63 39					111	A	Northern Ill.	59 78		
				37	A	Butler	37 72					131	A	Southern Ill.	59 73		
												262	N	Western Ill.	64 62		
												307	A	Valparaiso	60 62		
												141	A	Bradley	64 67		
												343	H	Purdue Fort Wayne	72 63		

Non-Div I Games: Lincoln Christian 97 34 Oakland City 102 43

Eastern III.

Average RPI Win:	0	WON-LOST	WINNING	LAST 10	STRENGTH OF	OPP. STRENGTH	TEAM	ADJ.	CONF.	ADJ CONF.
Average RPI Loss:	172	RECORD	PCT. RANK	GAMES	SCHEDULE	OF SCHEDULE	RPI	RPI	RPI	RPI
DIV. I ONLY	0- 9	335	2-8	7	351	261	261	21	21	
DIV. I NON-CONF.	0- 9	334	0- 1	9	351	261	261	21	21	

TOTALS	RPI 1-25	RPI 26-50	W-L RECORDS	RPI 51-100	RPI 101-150	RPI 150+				
0- 9	0- 1	0- 0	OVERALL	0- 1	0- 1	0- 6				
0- 2	0- 0	0- 0	HOME	0- 0	0- 0	0- 2				
0- 5	0- 0	0- 0	AWAY	0- 1	0- 1	0- 3				
0- 2	0- 1	0- 0	NEUTRAL	0- 0	0- 0	0- 1				
0- 9	0- 1	0- 0	NON-CONFERENCE	0- 1	0- 1	0- 6				
0- 2	0- 0	0- 0	HOME	0- 0	0- 0	0- 2				
0- 5	0- 0	0- 0	AWAY	0- 1	0- 1	0- 3				
0- 2	0- 1	0- 0	NEUTRAL	0- 0	0- 0	0- 1				
0- 0	0- 0	0- 0	CONFERENCE	0- 0	0- 0	0- 0				
0- 0	0- 0	0- 0	HOME	0- 0	0- 0	0- 0				
0- 0	0- 0	0- 0	AWAY	0- 0	0- 0	0- 0				
0- 0	0- 0	0- 0	NEUTRAL	0- 0	0- 0	0- 0				

RPI 1-25				RPI 26-50				RPI 51-100				RPI 101+				Team's RPI: 261
RPI	S	Opponent	Score	RPI	S	Opponent	Score	RPI	S	Opponent	Score	RPI	S	Opponent	Score	
23	N	Florida St.	45 62					72	A	Ohio	60 100	127	A	Miami (OH)	44 60	
												191	H	George Mason	75 91	
												194	A	West Virginia	29 78	
												194	N	West Virginia	39 81	
												200	A	Akron	54 63	
												224	H	Saint Louis	43 70	
												322	A	Western Mich.	53 64	

LAST 12 Division I GAMES:																
194	N	West Virginia	39 81	23	N	Florida St.	45 62	72	A	Ohio	60 100	127	A	Miami (OH)	44 60	
194	A	West Virginia	29 78	72	A	Ohio										
191	H	George Mason	75 91													
200	A	Akron	54 63													
322	A	Western Mich.	53 64													

Non-Div I Games: Brescia 70 41 Ky. Christian 90 35

Eastern Ky.

Average RPI Win: 300
Average RPI Loss: 122

WON-LOST
RECORD

WINNING
PCT. RANK

LAST 10
GAMES

STRENGTH OF
SCHEDULE

OPP. STRENGTH
OF SCHEDULE

TEAM
RPI

ADJ.
RPI

CONF.
RPI

ADJ CONF.
RPI

DIV. I ONLY	6- 4	119	6-4	314	233	228	228	10	10
DIV. I NON-CONF.	6- 4	121	0- 1	314	233	229	229	10	10
TOTALS	RPI 1-25	RPI 26-50	W-L RECORDS	RPI 51-100	RPI 101-150	RPI 150+			
6- 4	0- 1	0- 1	OVERALL	0- 0	0- 0	6- 2			
4- 0	0- 0	0- 0	HOME	0- 0	0- 0	4- 0			
2- 1	0- 0	0- 0	AWAY	0- 0	0- 0	2- 1			
0- 3	0- 1	0- 1	NEUTRAL	0- 0	0- 0	0- 1			
6- 4	0- 1	0- 1	NON-CONFERENCE	0- 0	0- 0	6- 2			
4- 0	0- 0	0- 0	HOME	0- 0	0- 0	4- 0			
2- 1	0- 0	0- 0	AWAY	0- 0	0- 0	2- 1			
0- 3	0- 1	0- 1	NEUTRAL	0- 0	0- 0	0- 1			
0- 0	0- 0	0- 0	CONFERENCE	0- 0	0- 0	0- 0			
0- 0	0- 0	0- 0	HOME	0- 0	0- 0	0- 0			
0- 0	0- 0	0- 0	AWAY	0- 0	0- 0	0- 0			
0- 0	0- 0	0- 0	NEUTRAL	0- 0	0- 0	0- 0			

RPI 1-25				RPI 26-50				RPI 51-100				RPI 101+ Team's RPI: 228			
RPI	S	Opponent	Score	RPI	S	Opponent	Score	RPI	S	Opponent	Score	RPI	S	Opponent	Score
9	N	Iowa St.	59 85	37	N	Butler	63 73					169	A	Illinois	66 72
												237	H	Cleveland St.	69 63
												238	H	Illinois St.	50 41
												271	N	UNC Greensboro	44 49
												303	H	Detroit Mercy	60 53
												331	H	UIC	52 38
												343	A	Purdue Fort Wayne	87 72
												348	A	Longwood	64 45
LAST 12 Division I GAMES:															
348	A	Longwood	64 45	37	N	Butler	63 73	271	N	UNC Greensboro	44 49	238	H	Illinois St.	50 41
343	A	Purdue Fort Wayne	87 72					237	H	Cleveland St.	69 63				
303	H	Detroit Mercy	60 53												
169	A	Illinois	66 72												
331	H	UIC	52 38												
9	N	Iowa St.	59 85												

Non-Div I Games:

Eastern Mich.

Average RPI Win:	0	WON-LOST	WINNING	LAST 10	STRENGTH OF	OPP. STRENGTH	TEAM	ADJ.	CONF.	ADJ CONF.
Average RPI Loss:	110	RECORD	PCT. RANK	GAMES	SCHEDULE	OF SCHEDULE	RPI	RPI	RPI	RPI

DIV. I ONLY	0- 8	335	1-8	26	227	260	260	11	11
DIV. I NON-CONF.	0- 8	334	0- 1	27	227	260	260	11	11

TOTALS	RPI 1-25	RPI 26-50	W-L RECORDS	RPI 51-100	RPI 101-150	RPI 150+			
0- 8	0- 1	0- 0	OVERALL	0- 4	0- 1	0- 2			
0- 3	0- 1	0- 0	HOME	0- 1	0- 1	0- 0			
0- 3	0- 0	0- 0	AWAY	0- 2	0- 0	0- 1			
0- 2	0- 0	0- 0	NEUTRAL	0- 1	0- 0	0- 1			
0- 8	0- 1	0- 0	NON-CONFERENCE	0- 4	0- 1	0- 2			
0- 3	0- 1	0- 0	HOME	0- 1	0- 1	0- 0			
0- 3	0- 0	0- 0	AWAY	0- 2	0- 0	0- 1			
0- 2	0- 0	0- 0	NEUTRAL	0- 1	0- 0	0- 1			
0- 0	0- 0	0- 0	CONFERENCE	0- 0	0- 0	0- 0			
0- 0	0- 0	0- 0	HOME	0- 0	0- 0	0- 0			
0- 0	0- 0	0- 0	AWAY	0- 0	0- 0	0- 0			
0- 0	0- 0	0- 0	NEUTRAL	0- 0	0- 0	0- 0			

RPI 1-25				RPI 26-50				RPI 51-100				RPI 101+ Team's RPI: 260			
RPI	S	Opponent	Score	RPI	S	Opponent	Score	RPI	S	Opponent	Score	RPI	S	Opponent	Score
16	H	Gonzaga	51 63					53	A	BYU	65 80	102	H	Fresno St.	58 68
								54	N	Oregon St.	45 93	182	N	UC Ri versi de	45 57
								78	A	Boi se St.	55 67	308	A	Cal Poly	55 59
								86	H	Utah	51 95				
LAST 12 Division I GAMES:															
308	A	Cal Poly	55 59	182	N	UC Ri versi de	45 57								
86	H	Utah	51 95	54	N	Oregon St.	45 93								
53	A	BYU	65 80	78	A	Boi se St.	55 67								
16	H	Gonzaga	51 63	102	H	Fresno St.	58 68								

Non-Div I Games: Eastern Ore. 66 45

Eastern Wash.

E
l
o
n

El on				Through Games Of Dec. 28, 2018							
Average RPI	Win:	276	WON-LOST	WINNING	LAST 10	STRENGTH OF	OPP. STRENGTH	TEAM	ADJ.	CONF.	ADJ CONF.
Average RPI	Loss:	100	RECORD	PCT. RANK	GAMES	SCHEDULE	OF SCHEDULE	RPI	RPI	RPI	RPI
DIV. I ONLY			4- 6	211	5-5	165	202	213	213	13	13
DIV. I NON-CONF.			4- 6	212	0- 1	166	201	213	213	13	13

TOTALS		RPI 1-25	RPI 26-50		W-L RECORDS		RPI 51-100	RPI 101-150	RPI 150+		
4- 6		0- 1	0- 2		OVERALL		0- 1	0- 0	4- 2		
2- 3		0- 1	0- 1		HOME		0- 1	0- 0	2- 0		
2- 3		0- 0	0- 1		AWAY		0- 0	0- 0	2- 2		
0- 0		0- 0	0- 0		NEUTRAL		0- 0	0- 0	0- 0		
4- 6		0- 1	0- 2		NON-CONFERENCE		0- 1	0- 0	4- 2		
2- 3		0- 1	0- 1		HOME		0- 1	0- 0	2- 0		
2- 3		0- 0	0- 1		AWAY		0- 0	0- 0	2- 2		
0- 0		0- 0	0- 0		NEUTRAL		0- 0	0- 0	0- 0		
0- 0		0- 0	0- 0		CONFERENCE		0- 0	0- 0	0- 0		
0- 0		0- 0	0- 0		HOME		0- 0	0- 0	0- 0		
0- 0		0- 0	0- 0		AWAY		0- 0	0- 0	0- 0		
0- 0		0- 0	0- 0		NEUTRAL		0- 0	0- 0	0- 0		

E
l
o
n

RPI 1-25				RPI 26-50				RPI 51-100				RPI 101+ Team's RPI: 213			
RPI	S	Opponent	Score	RPI	S	Opponent	Score	RPI	S	Opponent	Score	RPI	S	Opponent	Score
20	H	Auburn	44 96	41	H	North Carolina	69 100	75	H	Marist	57 61	161	A	Appalachian St.	62 65
				43	A	Duke	64 81					218	H	Davidson	73 72
												233	A	Hampton	77 62
												257	A	Winthrop	57 58
												312	H	N. C. A&T	73 64
												340	A	N. C. Central	83 54

Average RPI Win:	336	WON-LOST	WINNING	LAST 10	STRENGTH OF	OPP. STRENGTH	TEAM	ADJ.	CONF.	ADJ CONF.
Average RPI Loss:	237	RECORD	PCT. RANK	GAMES	SCHEDULE	OF SCHEDULE	RPI	RPI	RPI	RPI
DIV. I ONLY	2- 9	301	2-8	347	293	347	347	14	14	
DIV. I NON-CONF.	2- 9	299	0- 1	347	293	347	347	14	14	

TOTALS	RPI 1-25	RPI 26-50	W-L RECORDS	RPI 51-100	RPI 101-150	RPI 150+				
2- 9	0- 0	0- 0	OVERALL	0- 1	0- 0	2- 8				
1- 4	0- 0	0- 0	HOME	0- 0	0- 0	1- 4				
1- 5	0- 0	0- 0	AWAY	0- 1	0- 0	1- 4				
0- 0	0- 0	0- 0	NEUTRAL	0- 0	0- 0	0- 0				
2- 9	0- 0	0- 0	NON-CONFERENCE	0- 1	0- 0	2- 8				
1- 4	0- 0	0- 0	HOME	0- 0	0- 0	1- 4				
1- 5	0- 0	0- 0	AWAY	0- 1	0- 0	1- 4				
0- 0	0- 0	0- 0	NEUTRAL	0- 0	0- 0	0- 0				
0- 0	0- 0	0- 0	CONFERENCE	0- 0	0- 0	0- 0				
0- 0	0- 0	0- 0	HOME	0- 0	0- 0	0- 0				
0- 0	0- 0	0- 0	AWAY	0- 0	0- 0	0- 0				
0- 0	0- 0	0- 0	NEUTRAL	0- 0	0- 0	0- 0				

RPI 1-25				RPI 26-50				RPI 51-100				RPI 101+ Team's RPI: 347					
RPI	S	Opponent	Score	RPI	S	Opponent	Score	RPI	S	Opponent	Score	RPI	S	Opponent	Score		
								65	A	Dayton	30	69	156	A	Wisconsin	60	96
												199	A	Morehead St.	63	85	
												221	H	Southeast Mo. St.	50	54	
												249	A	Murray St.	53	81	
												264	H	SIUE	45	54	
												309	A	Marshall	65	72	
												326	A	Chicago St.	67	58	
												331	H	UIC	54	62	
												343	H	Purdue Fort Wayne	66	72	
												345	H	Austin Peay	56	52	

LAST 12 Division I GAMES:																	
156	A	Wisconsin	60	96	331	H	UIC	54	62	199	A	Morehead St.	63	85			
345	H	Austin Peay	56	52	309	A	Marshall	65	72	343	H	Purdue Fort Wayne	66	72			
65	A	Dayton	30	69	264	H	SIUE	45	54	326	A	Chicago St.	67	58			
221	H	Southeast Mo. St.	50	54													
249	A	Murray St.	53	81													

Non-Div I Games:

Average RPI Win:	217	WON-LOST	WINNING	LAST 10	STRENGTH OF	OPP. STRENGTH	TEAM	ADJ.	CONF.	ADJ CONF.
Average RPI Loss:	61	RECORD	PCT. RANK	GAMES	SCHEDULE	OF SCHEDULE	RPI	RPI	RPI	RPI

DIV. I ONLY	7- 3	82	8-2	216	71	115	115	27	27
DIV. I NON-CONF.	7- 3	83	0- 1	215	71	115	115	27	27
TOTALS	RPI 1-25	RPI 26-50	W-L RECORDS	RPI 51-100	RPI 101-150	RPI 150+			
7- 3	0- 1	0- 1	OVERALL	0- 0	1- 1	6- 0			
4- 1	0- 0	0- 0	HOME	0- 0	1- 1	3- 0			
2- 1	0- 0	0- 1	AWAY	0- 0	0- 0	2- 0			
1- 1	0- 1	0- 0	NEUTRAL	0- 0	0- 0	1- 0			
7- 3	0- 1	0- 1	NON-CONFERENCE	0- 0	1- 1	6- 0			
4- 1	0- 0	0- 0	HOME	0- 0	1- 1	3- 0			
2- 1	0- 0	0- 1	AWAY	0- 0	0- 0	2- 0			
1- 1	0- 1	0- 0	NEUTRAL	0- 0	0- 0	1- 0			
0- 0	0- 0	0- 0	CONFERENCE	0- 0	0- 0	0- 0			
0- 0	0- 0	0- 0	HOME	0- 0	0- 0	0- 0			
0- 0	0- 0	0- 0	AWAY	0- 0	0- 0	0- 0			
0- 0	0- 0	0- 0	NEUTRAL	0- 0	0- 0	0- 0			

RPI S Opponent Score	RPI S Opponent Score	RPI S Opponent Score	RPI S Opponent Score
4 N Stanford 65 88	40 A South Dakota St. 62 80		Team's RPI: 115
			RPI S Opponent Score
			120 H Houston 76 71
			140 H UAB 60 62
			151 H Abilene Christian 81 65
			180 N American 90 71
			236 A Saint Francis (PA) 83 69
			245 H Coppin St. 93 61
			265 A Hawai i 73 67
			325 H FIU 100 58
LAST 12 Division I GAMES:			
140 H UAB 60 62	180 N American 90 71		
245 H Coppin St. 93 61	265 A Hawai i 73 67		
151 H Abilene Christian 81 65	4 N Stanford 65 88		
236 A Saint Francis (PA) 83 69	325 H FIU 100 58		
120 H Houston 76 71	40 A South Dakota St. 62 80		

Non-Div I Games: Fla. Memorial 99 68 Johnson & Wales (FL) 109 64

FGCU

Average RPI Win:	339	WON-LOST	WINNING	LAST 10	STRENGTH OF	OPP. STRENGTH	TEAM	ADJ.	CONF.	ADJ CONF.
Average RPI Loss:	168	RECORD	PCT. RANK	GAMES	SCHEDULE	OF SCHEDULE	RPI	RPI	RPI	RPI
DIV. I ONLY	3- 8	264	3-7	237	337	325	325	15	15	
DIV. I NON-CONF.	3- 8	264	0- 1	236	335	327	327	17	17	

TOTALS	RPI 1-25	RPI 26-50	W-L RECORDS	RPI 51-100	RPI 101-150	RPI 150+				
3- 8	0- 1	0- 0	OVERALL	0- 0	0- 2	3- 5				
3- 5	0- 1	0- 0	HOME	0- 0	0- 1	3- 3				
0- 3	0- 0	0- 0	AWAY	0- 0	0- 1	0- 2				
0- 0	0- 0	0- 0	NEUTRAL	0- 0	0- 0	0- 0				
3- 8	0- 1	0- 0	NON-CONFERENCE	0- 0	0- 2	3- 5				
3- 5	0- 1	0- 0	HOME	0- 0	0- 1	3- 3				
0- 3	0- 0	0- 0	AWAY	0- 0	0- 1	0- 2				
0- 0	0- 0	0- 0	NEUTRAL	0- 0	0- 0	0- 0				
0- 0	0- 0	0- 0	CONFERENCE	0- 0	0- 0	0- 0				
0- 0	0- 0	0- 0	HOME	0- 0	0- 0	0- 0				
0- 0	0- 0	0- 0	AWAY	0- 0	0- 0	0- 0				
0- 0	0- 0	0- 0	NEUTRAL	0- 0	0- 0	0- 0				

RPI	S	Opponent	Score	RPI	S	Opponent	Score	RPI	S	Opponent	Score	RPI	S	Opponent	Score	Team's RPI: 325
25	H	Miami (FL)	43 94									115	A	FGCU	58 100	
												119	H	South Alabama	77 84	
												177	H	Georgia St.	61 67	
												186	H	Campbell	54 59	
												203	H	Howard	62 89	
												219	A	Bethune-Cookman	57 68	
												296	A	North Florida	53 62	
												329	H	Florida A&M	77 54	
												336	H	Morgan St.	59 50	
												351	H	Alcorn	75 40	
LAST 12 Division I GAMES:																
186	H	Campbell	54 59	119	H	South Alabama	77 84	219	A	Bethune-Cookman	57 68	115	A	FGCU	58 100	
351	H	Alcorn	75 40	219	A	Bethune-Cookman	57 68	115	A	FGCU	58 100	177	H	Georgia St.	61 67	
203	H	Howard	62 89	115	A	FGCU	58 100	177	H	Georgia St.	61 67	25	H	Miami (FL)	43 94	
296	A	North Florida	53 62	177	H	Georgia St.	61 67									
336	H	Morgan St.	59 50													
329	H	Florida A&M	77 54													

Non-Div I Games: Palm Beach Atl. 63 66

FIU

Average RPI Win: 317

Average RPI Loss: 163

WON-LOST
RECORDWINNING
PCT. RANKLAST 10
GAMESSTRENGTH OF
SCHEDULEOPP. STRENGTH
OF SCHEDULETEAM
RPIADJ.
RPICONF.
RPIADJ CONF.
RPIDIV. I ONLY
DIV. I NON-CONF.3- 8
3- 8264
2642-8
1- 0191
190318
318278
279278
27928
2828
28

TOTALS

RPI 1-25

RPI 26-50

W-L RECORDS

RPI 51-100

RPI 101-150

RPI 150+

3- 8

0- 0

0- 2

OVERALL

0- 1

0- 0

3- 5

1- 2

0- 0

0- 1

HOME

0- 0

0- 0

1- 1

1- 3

0- 0

0- 0

AWAY

0- 1

0- 0

1- 2

1- 3

0- 0

0- 1

NEUTRAL

0- 0

0- 0

1- 2

3- 8

0- 0

0- 2

NON-CONFERENCE

0- 1

0- 0

3- 5

1- 2

0- 0

0- 1

HOME

0- 0

0- 0

1- 1

1- 3

0- 0

0- 0

AWAY

0- 1

0- 0

1- 2

1- 3

0- 0

0- 1

NEUTRAL

0- 0

0- 0

1- 2

0- 0

0- 0

0- 0

CONFERENCE

0- 0

0- 0

0- 0

0- 0

0- 0

0- 0

HOME

0- 0

0- 0

0- 0

0- 0

0- 0

0- 0

AWAY

0- 0

0- 0

0- 0

0- 0

0- 0

0- 0

NEUTRAL

0- 0

0- 0

0- 0

RPI 1-25

RPI 26-50

RPI 51-100

RPI 101+

Team's RPI: 278

RPI S Opponent Score

RPI S Opponent Score

RPI S Opponent Score

RPI S Opponent Score

31 H Northeastern 50 59

90 A Xavier 35 48

164 H William & Mary 54 60

47 N Bucknell 54 77

229 N Furman 70 77

239 A Dartmouth 46 59

240 N Massachusetts 49 59

263 A Brown 49 68

270 A Richmond 58 40

331 N UIC 68 60

350 H LIU Brooklyn 71 43

LAST 12 Division I GAMES:

239 A Dartmouth 46 59

331 N UIC 68 60

31 H Northeastern 50 59

229 N Furman 70 77

164 H William & Mary 54 60

90 A Xavier 35 48

240 N Massachusetts 49 59

350 H LIU Brooklyn 71 43

47 N Bucknell 54 77

270 A Richmond 58 40

263 A Brown 49 68

Fairfield

Average RPI Win: 330		WON-LOST	WINNING	LAST 10	STRENGTH OF	OPP. STRENGTH	TEAM	ADJ.	CONF.	ADJ CONF.
Loss: 250		RECORD	PCT. RANK	GAMES	SCHEDULE	OF SCHEDULE	RPI	RPI	RPI	RPI
DIV. I ONLY		1- 8	322	2-8	304	348	346	346	31	31
DIV. I NON-CONF.		1- 8	321	0- 1	305	348	346	346	31	31
TOTALS		RPI 1-25	RPI 26-50	W-L RECORDS		RPI 51-100	RPI 101-150	RPI 150+		
1- 8	0- 0		0- 0	OVERALL		0- 0	0- 1	1- 7		
1- 2	0- 0		0- 0	HOME		0- 0	0- 0	1- 2		
0- 6	0- 0		0- 0	AWAY		0- 0	0- 1	0- 5		
0- 0	0- 0		0- 0	NEUTRAL		0- 0	0- 0	0- 0		
1- 8	0- 0		0- 0	NON-CONFERENCE		0- 0	0- 1	1- 7		
1- 2	0- 0		0- 0	HOME		0- 0	0- 0	1- 2		
0- 6	0- 0		0- 0	AWAY		0- 0	0- 1	0- 5		
0- 0	0- 0		0- 0	NEUTRAL		0- 0	0- 0	0- 0		
0- 0	0- 0		0- 0	CONFERENCE		0- 0	0- 0	0- 0		
0- 0	0- 0		0- 0	HOME		0- 0	0- 0	0- 0		
0- 0	0- 0		0- 0	AWAY		0- 0	0- 0	0- 0		
0- 0	0- 0		0- 0	NEUTRAL		0- 0	0- 0	0- 0		

RPI 1-25				RPI 26-50				RPI 51-100				RPI 101+				Team's RPI: 346	
RPI	S	Opponent	Score	RPI	S	Opponent	Score	RPI	S	Opponent	Score	RPI	S	Opponent	Score		
												107	A	Stony Brook	49	63	
												184	A	Air Force	37	85	
												203	H	Howard	58	79	
												253	A	Binghamton	54	73	
												284	A	Saint Peter's	58	75	
												317	A	Colgate	52	71	
												320	A	Army West Point	40	62	
												330	H	NJIT	64	43	
												334	H	Lafayette	57	63	
LAST 12 Division I GAMES:																	
				317	A	Colgate	52	71	284	A	Saint Peter's	58	75				
				253	A	Binghamton	54	73	107	A	Stony Brook	49	63				
				203	H	Howard	58	79	320	A	Army West Point	40	62				
				330	H	NJIT	64	43									
				184	A	Air Force	37	85									
				334	H	Lafayette	57	63									

Non-Div I Games:	Rutgers-Newark	97	51
------------------	----------------	----	----

Fai rl ei gh Di cki nson

■ Loss, ■ Non-Conf, S Site, H Home A Away N Neutral

Average RPI Win:	299	WON-LOST	WINNING	LAST 10	STRENGTH OF	OPP. STRENGTH	TEAM	ADJ.	CONF.	ADJ CONF.
Average RPI Loss:	186	RECORD	PCT. RANK	GAMES	SCHEDULE	OF SCHEDULE	RPI	RPI	RPI	RPI
DIV. I ONLY	3- 9	270	3-7	182	332	298	298	15	15	
DIV. I NON-CONF.	3- 9	270	0- 1	182	331	297	297	17	17	

TOTALS	RPI 1-25	RPI 26-50	W-L RECORDS	RPI 51-100	RPI 101-150	RPI 150+				
3- 9	0- 0	0- 1	OVERALL	0- 1	0- 2	3- 5				
2- 5	0- 0	0- 0	HOME	0- 0	0- 1	2- 4				
1- 4	0- 0	0- 1	AWAY	0- 1	0- 1	1- 1				
0- 0	0- 0	0- 0	NEUTRAL	0- 0	0- 0	0- 0				
3- 9	0- 0	0- 1	NON-CONFERENCE	0- 1	0- 2	3- 5				
2- 5	0- 0	0- 0	HOME	0- 0	0- 1	2- 4				
1- 4	0- 0	0- 1	AWAY	0- 1	0- 1	1- 1				
0- 0	0- 0	0- 0	NEUTRAL	0- 0	0- 0	0- 0				
0- 0	0- 0	0- 0	CONFERENCE	0- 0	0- 0	0- 0				
0- 0	0- 0	0- 0	HOME	0- 0	0- 0	0- 0				
0- 0	0- 0	0- 0	AWAY	0- 0	0- 0	0- 0				
0- 0	0- 0	0- 0	NEUTRAL	0- 0	0- 0	0- 0				

RPI 1-25				RPI 26-50				RPI 51-100				RPI 101+ Team's RPI: 298			
RPI	S	Opponent	Score	RPI	S	Opponent	Score	RPI	S	Opponent	Score	RPI	S	Opponent	Score
				36	A	Michigan St.	74 89	73	A	Tulane	45 88	141	H	Bradley	59 80
												148	A	Little Rock	38 61
												177	H	Georgia St.	59 75
												229	A	Furman	57 73
												233	H	Hampton	68 72
												270	H	Richmond	69 55
												294	A	Siena	70 66
												312	H	N. C. A&T	65 67
												322	H	Western Mich.	59 69
												334	H	Lafayette	53 49
LAST 12 Division I GAMES:															
				73	A	Tulane	45 88	141	H	Bradley	59 80				
				334	H	Lafayette	53 49	312	H	N. C. A&T	65 67				
				270	H	Richmond	69 55	36	A	Michigan St.	74 89				
				148	A	Little Rock	38 61	322	H	Western Mich.	59 69				
				177	H	Georgia St.	59 75	229	A	Furman	57 73				
				233	H	Hampton	68 72	294	A	Siena	70 66				

Non-Div I Games:

Fla. Atlantic

Florida

Florida				Through Games Of Dec. 28, 2018							
Average RPI	Win:	247	WON-LOST	WINNING	LAST 10	STRENGTH OF	OPP. STRENGTH	TEAM	ADJ.	CONF.	ADJ CONF.
Average RPI	Loss:	112	RECORD	PCT. RANK	GAMES	SCHEDULE	OF SCHEDULE	RPI	RPI	RPI	RPI
DIV. I ONLY			3- 9	270	3-7	67	194	230	230	6	6
DIV. I NON-CONF.			3- 9	270	0- 1	68	192	231	231	6	6

TOTALS		RPI 1-25	RPI 26-50		W-L RECORDS		RPI 51-100	RPI 101-150	RPI 150+		
3- 9		0- 2	0- 1		OVERALL		0- 3	0- 1	3- 2		
3- 3		0- 0	0- 1		HOME		0- 1	0- 0	3- 1		
0- 5		0- 2	0- 0		AWAY		0- 1	0- 1	0- 1		
0- 1		0- 0	0- 0		NEUTRAL		0- 1	0- 0	0- 0		
3- 9		0- 2	0- 1		NON-CONFERENCE		0- 3	0- 1	3- 2		
3- 3		0- 0	0- 1		HOME		0- 1	0- 0	3- 1		
0- 5		0- 2	0- 0		AWAY		0- 1	0- 1	0- 1		
0- 1		0- 0	0- 0		NEUTRAL		0- 1	0- 0	0- 0		
0- 0		0- 0	0- 0		CONFERENCE		0- 0	0- 0	0- 0		
0- 0		0- 0	0- 0		HOME		0- 0	0- 0	0- 0		
0- 0		0- 0	0- 0		AWAY		0- 0	0- 0	0- 0		
0- 0		0- 0	0- 0		NEUTRAL		0- 0	0- 0	0- 0		

RPI 1-25				RPI 26-50				RPI 51-100				RPI 101+ Team's RPI: 230			
RPI	S	Opponent	Score	RPI	S	Opponent	Score	RPI	S	Opponent	Score	RPI	S	Opponent	Score
15	A	Indiana	64 83	31	H	Northeastern	66 79	86	N	Utah	58 74	110	A	Ohio St.	41 46
23	A	Florida St.	56 63					98	A	Mercer	82 92	193	H	Texas Tech	72 67
								100	H	Northwestern	74 83	219	H	Bethune-Cookman	64 53
												250	A	UNLV	53 56
												293	H	Gardner-Webb	58 60
												329	H	Florida A&M	62 38

LAST 12 Division I GAMES:															
31	H	Northeastern	66 79	250	A	UNLV	53 56	86	N	Utah	58 74	110	A	Ohio St.	41 46
15	A	Indiana	64 83									329	H	Florida A&M	62 38
100	H	Northwestern	74 83									219	H	Bethune-Cookman	64 53
98	A	Mercer	82 92									193	H	Texas Tech	72 67
23	A	Florida St.	56 63												
293	H	Gardner-Webb	58 60												

Non-Div I Games:

Florida

Average RPI Win:	127	WON-LOST	WINNING	LAST 10	STRENGTH OF	OPP. STRENGTH	TEAM	ADJ.	CONF.	ADJ CONF.
Average RPI Loss:	214	RECORD	PCT. RANK	GAMES	SCHEDULE	OF SCHEDULE	RPI	RPI	RPI	RPI
DIV. I ONLY	1- 9	325	2-8	221	270	329	329	32	32	
DIV. I NON-CONF.	1- 9	327	0- 1	219	268	330	330	32	32	

TOTALS	RPI 1-25	RPI 26-50	W-L RECORDS	RPI 51-100	RPI 101-150	RPI 150+				
1- 9	0- 1	0- 1	OVERALL	0- 0	1- 0	0- 7				
1- 1	0- 0	0- 0	HOME	0- 0	1- 0	0- 1				
0- 6	0- 1	0- 1	AWAY	0- 0	0- 0	0- 4				
0- 2	0- 0	0- 0	NEUTRAL	0- 0	0- 0	0- 2				
1- 9	0- 1	0- 1	NON-CONFERENCE	0- 0	1- 0	0- 7				
1- 1	0- 0	0- 0	HOME	0- 0	1- 0	0- 1				
0- 6	0- 1	0- 1	AWAY	0- 0	0- 0	0- 4				
0- 2	0- 0	0- 0	NEUTRAL	0- 0	0- 0	0- 2				
0- 0	0- 0	0- 0	CONFERENCE	0- 0	0- 0	0- 0				
0- 0	0- 0	0- 0	HOME	0- 0	0- 0	0- 0				
0- 0	0- 0	0- 0	AWAY	0- 0	0- 0	0- 0				
0- 0	0- 0	0- 0	NEUTRAL	0- 0	0- 0	0- 0				

RPI 1-25				RPI 26-50				RPI 51-100				RPI 101+ Team's RPI: 329			
RPI	S	Opponent	Score	RPI	S	Opponent	Score	RPI	S	Opponent	Score	RPI	S	Opponent	Score
25	A	Miami (FL)	54 103	33	A	Tennessee	31 96					127	H	Miami (OH)	57 56
												163	H	Jacksonville St.	31 62
												230	A	Florida	38 62
												243	A	Stetson	44 69
												285	N	Omaha	50 57
												296	A	North Florida	53 64
												322	N	Western Mich.	50 69
												325	A	FIU	54 77
LAST 12 Division I GAMES:															
325	A	FIU	54 77	285	N	Omaha	50 57	25	A	Miami (FL)	54 103	127	H	Miami (OH)	57 56
33	A	Tennessee	31 96	25	A	Miami (FL)	54 103	322	N	Western Mich.	50 69	230	A	Florida	38 62
296	A	North Florida	53 64	243	A	Stetson	44 69								
163	H	Jacksonville St.	31 62												

Non-Div I Games: Edward Waters 70 64

Florida A&M

Average RPI Win:	162	WON-LOST	WINNING	LAST 10	STRENGTH OF	OPP. STRENGTH	TEAM	ADJ.	CONF.	ADJ CONF.
Average RPI Loss:	84	RECORD	PCT. RANK	GAMES	SCHEDULE	OF SCHEDULE	RPI	RPI	RPI	RPI

DIV. I ONLY	11- 1	12	9-1	121	74	23	23	1	1
DIV. I NON-CONF.	11- 1	11	1- 0	120	74	22	22	1	1

TOTALS	RPI 1-25	RPI 26-50	W-L RECORDS	RPI 51-100	RPI 101-150	RPI 150+			
11- 1	1- 0	0- 0	OVERALL	3- 1	1- 0	6- 0			
5- 1	0- 0	0- 0	HOME	0- 1	1- 0	4- 0			
4- 0	0- 0	0- 0	AWAY	3- 0	0- 0	1- 0			
2- 0	1- 0	0- 0	NEUTRAL	0- 0	0- 0	1- 0			
11- 1	1- 0	0- 0	NON-CONFERENCE	3- 1	1- 0	6- 0			
5- 1	0- 0	0- 0	HOME	0- 1	1- 0	4- 0			
4- 0	0- 0	0- 0	AWAY	3- 0	0- 0	1- 0			
2- 0	1- 0	0- 0	NEUTRAL	0- 0	0- 0	1- 0			
0- 0	0- 0	0- 0	CONFERENCE	0- 0	0- 0	0- 0			
0- 0	0- 0	0- 0	HOME	0- 0	0- 0	0- 0			
0- 0	0- 0	0- 0	AWAY	0- 0	0- 0	0- 0			
0- 0	0- 0	0- 0	NEUTRAL	0- 0	0- 0	0- 0			

RPI S	RPI 1-25	Team's RPI: 23	RPI S	RPI 26-50	Score	RPI S	RPI 51-100	Score	RPI S	RPI 101+	Score
12 N	Iowa	71 67				70 A	St. John's (NY)	57 53	106 H	Penn St.	87 58
						84 H	LSU	45 58	178 H	Troy	103 67
						93 A	Creighton	71 52	192 A	Milwaukee	87 62
						98 A	Mercer	57 56	230 H	Florida	63 56
									247 H	Jacksonville	79 46
									261 N	Eastern Ky.	62 45
									296 H	North Florida	74 53

LAST 12 Division I GAMES:											
12 N	Iowa	71 67	93 A	Creighton	71 52	70 A	St. John's (NY)	57 53			
192 A	Milwaukee	87 62	98 A	Mercer	57 56						
247 H	Jacksonville	79 46	106 H	Penn St.	87 58						
230 H	Florida	63 56	261 N	Eastern Ky.	62 45						
296 H	North Florida	74 53	84 H	LSU	45 58						
178 H	Troy	103 67									

Non-Div I Games:

Florida St.

Average RPI	Win:	232	WON-LOST	WINNING	LAST 10	STRENGTH OF	OPP. STRENGTH	TEAM	ADJ.	CONF.	ADJ CONF.
Average RPI	Loss:	91	RECORD	PCT. RANK	GAMES	SCHEDULE	OF SCHEDULE	RPI	RPI	RPI	RPI
DIV. I ONLY		7- 5	130	6-4	195	98	144	144	17	17	
DIV. I NON-CONF.		7- 5	132	0- 1	194	99	144	144	18	18	

TOTALS	RPI 1-25		RPI 26-50		W-L RECORDS	RPI 51-100		RPI 101-150		RPI 150+	
7- 5	0- 0		0- 1		OVERALL	1- 1		1- 3		5- 0	
4- 1	0- 0		0- 0		HOME	1- 0		0- 1		3- 0	
1- 3	0- 0		0- 1		AWAY	0- 0		0- 2		1- 0	
2- 1	0- 0		0- 0		NEUTRAL	0- 1		1- 0		1- 0	
7- 5	0- 0		0- 1		NON-CONFERENCE	1- 1		1- 3		5- 0	
4- 1	0- 0		0- 0		HOME	1- 0		0- 1		3- 0	
1- 3	0- 0		0- 1		AWAY	0- 0		0- 2		1- 0	
2- 1	0- 0		0- 0		NEUTRAL	0- 1		1- 0		1- 0	
0- 0	0- 0		0- 0		CONFERENCE	0- 0		0- 0		0- 0	
0- 0	0- 0		0- 0		HOME	0- 0		0- 0		0- 0	
0- 0	0- 0		0- 0		AWAY	0- 0		0- 0		0- 0	
0- 0	0- 0		0- 0		NEUTRAL	0- 0		0- 0		0- 0	

RPI 1-25				RPI 26-50				RPI 51-100				RPI 101+				Team's RPI: 144	
RPI	S	Opponent	Score	RPI	S	Opponent	Score	RPI	S	Opponent	Score	RPI	S	Opponent	Score		
				31	A	Northeastern	54 58										
								52	H	Charlotte	71 64			105	N	Washington	65 57
								56	N	Texas	54 72			106	H	Penn St.	55 72
														123	A	Pittsburgh	62 65
														139	A	Georgetown	38 58
														246	N	Ball St.	78 70
														259	A	Iona	57 40
														287	H	Columbia	68 49
														337	H	Wagner	80 59
														339	H	Manhattan	65 61

LAST 12 Division I GAMES:																	
				56	N	Texas	54 72	259	A	Iona	57 40						
				105	N	Washington	65 57	287	H	Columbia	68 49						
				52	H	Charlotte	71 64	123	A	Pittsburgh	62 65						
				106	H	Penn St.	55 72	339	H	Manhattan	65 61						
				31	A	Northeastern	54 58	139	A	Georgetown	38 58						
				337	H	Wagner	80 59	246	N	Ball St.	78 70						

Non-Div I Games:

Fordham

Average RPI Win:	209	WON-LOST	WINNING	LAST 10	STRENGTH OF	OPP. STRENGTH	TEAM	ADJ.	CONF.	ADJ CONF.
Average RPI Loss:	66	RECORD	PCT. RANK	GAMES	SCHEDULE	OF SCHEDULE	RPI	RPI	RPI	RPI
DIV. I ONLY	5- 4	140	6-4	143	99	102	102	9	9	
DIV. I NON-CONF.	5- 4	139	0- 1	144	100	102	102	9	9	

TOTALS	RPI 1-25	RPI 26-50	W-L RECORDS	RPI 51-100	RPI 101-150	RPI 150+				
5- 4	0- 1	0- 1	OVERALL	0- 1	2- 1	3- 0				
4- 0	0- 0	0- 0	HOME	0- 0	2- 0	2- 0				
1- 4	0- 1	0- 1	AWAY	0- 1	0- 1	1- 0				
0- 0	0- 0	0- 0	NEUTRAL	0- 0	0- 0	0- 0				
5- 4	0- 1	0- 1	NON-CONFERENCE	0- 1	2- 1	3- 0				
4- 0	0- 0	0- 0	HOME	0- 0	2- 0	2- 0				
1- 4	0- 1	0- 1	AWAY	0- 1	0- 1	1- 0				
0- 0	0- 0	0- 0	NEUTRAL	0- 0	0- 0	0- 0				
0- 0	0- 0	0- 0	CONFERENCE	0- 0	0- 0	0- 0				
0- 0	0- 0	0- 0	HOME	0- 0	0- 0	0- 0				
0- 0	0- 0	0- 0	AWAY	0- 0	0- 0	0- 0				
0- 0	0- 0	0- 0	NEUTRAL	0- 0	0- 0	0- 0				

RPI 1-25				RPI 26-50				RPI 51-100				RPI 101+ Team's RPI: 102			
RPI	S	Opponent	Score	RPI	S	Opponent	Score	RPI	S	Opponent	Score	RPI	S	Opponent	Score
21	A	Arizona St.	52 68	39	A	Southern California	61 62	60	A	UCLA	80 89	136	H	UT Arlington	70 61
												145	A	Northern Ariz.	73 86
												150	H	Santa Clara	80 53
												192	H	Milwaukee	65 48
												260	A	Eastern Wash.	68 58
												308	H	Cal Poly	76 58
LAST 12 Division I GAMES:															
21	A	Arizona St.	52 68	60	A	UCLA	80 89	260	A	Eastern Wash.	68 58	39	A	Southern California	61 62
150	H	Santa Clara	80 53	136	H	UT Arlington	70 61	192	H	Milwaukee	65 48	308	H	Cal Poly	76 58
145	A	Northern Ariz.	73 86												

Non-Div I Games: Stanislaus St. 86 51

Fresno St.

Average RPI Win: 281
Average RPI Loss: 142

WON-LOST
RECORD

WINNING
PCT. RANK

LAST 10
GAMES

STRENGTH OF
SCHEDULE

OPP. STRENGTH
OF SCHEDULE

TEAM
RPI

ADJ.
RPI

CONF.
RPI

ADJ CONF.
RPI

DIV. I ONLY	6- 5	145	6-4	300	190	229	229	22	22
DIV. I NON-CONF.	6- 5	144	0- 1	301	188	230	230	22	22

TOTALS	RPI 1-25	RPI 26-50	W-L RECORDS	RPI 51-100	RPI 101-150	RPI 150+			
6- 5	0- 1	0- 1	OVERALL	0- 0	0- 1	6- 2			
4- 1	0- 0	0- 1	HOME	0- 0	0- 0	4- 0			
1- 3	0- 1	0- 0	AWAY	0- 0	0- 1	1- 1			
1- 1	0- 0	0- 0	NEUTRAL	0- 0	0- 0	1- 1			
6- 5	0- 1	0- 1	NON-CONFERENCE	0- 0	0- 1	6- 2			
4- 1	0- 0	0- 1	HOME	0- 0	0- 0	4- 0			
1- 3	0- 1	0- 0	AWAY	0- 0	0- 1	1- 1			
1- 1	0- 0	0- 0	NEUTRAL	0- 0	0- 0	1- 1			
0- 0	0- 0	0- 0	CONFERENCE	0- 0	0- 0	0- 0			
0- 0	0- 0	0- 0	HOME	0- 0	0- 0	0- 0			
0- 0	0- 0	0- 0	AWAY	0- 0	0- 0	0- 0			
0- 0	0- 0	0- 0	NEUTRAL	0- 0	0- 0	0- 0			

RPI 1-25				RPI 26-50				RPI 51-100				RPI 101+ Team's RPI: 229			
RPI	S	Opponent	Score	RPI	S	Opponent	Score	RPI	S	Opponent	Score	RPI	S	Opponent	Score
13	A	Mississippi St.	41 106	49	H	Middle Tenn.	71 78					149	A	Georgia	38 61
												175	H	UNC Asheville	58 47
												235	A	Kennesaw St.	63 74
												262	N	Western Ill.	78 85
												278	N	Fairfield	77 70
												293	H	Gardner-Webb	70 57
												298	H	Fla. Atlantic	73 57
												305	H	USC Upstate	78 67
												338	A	Col. of Charleston	70 67
LAST 12 Division I GAMES:															
262	N	Western Ill.	78 85	175	H	UNC Asheville	58 47	338	A	Col. of Charleston	70 67	13	A	Mississippi St.	41 106
278	N	Fairfield	77 70	49	H	Middle Tenn.	71 78	305	H	USC Upstate	78 67	235	A	Kennesaw St.	63 74
298	H	Fla. Atlantic	73 57					262	N	Western Ill.	78 85	278	N	Fairfield	77 70
293	H	Gardner-Webb	70 57					298	H	Fla. Atlantic	73 57	305	H	USC Upstate	78 67
149	A	Georgia	38 61					235	A	Kennesaw St.	63 74	338	A	Col. of Charleston	70 67

Non-Div I Games:

Coker

71 42

Furman

Average RPI Win:	283	WON-LOST	WINNING	LAST 10	STRENGTH OF	OPP. STRENGTH	TEAM	ADJ.	CONF.	ADJ CONF.
Average RPI Loss:	145	RECORD	PCT. RANK	GAMES	SCHEDULE	OF SCHEDULE	RPI	RPI	RPI	RPI
DIV. I ONLY	4- 6	211	5-5	198	312	225	225	18	18	
DIV. I NON-CONF.	4- 6	212	0- 1	197	312	226	226	19	19	

TOTALS	RPI 1-25	RPI 26-50	W-L RECORDS	RPI 51-100	RPI 101-150	RPI 150+				
4- 6	0- 0	0- 1	OVERALL	0- 1	0- 2	4- 2				
2- 2	0- 0	0- 0	HOME	0- 1	0- 0	2- 1				
2- 4	0- 0	0- 1	AWAY	0- 0	0- 2	2- 1				
0- 0	0- 0	0- 0	NEUTRAL	0- 0	0- 0	0- 0				
4- 6	0- 0	0- 1	NON-CONFERENCE	0- 1	0- 2	4- 2				
2- 2	0- 0	0- 0	HOME	0- 1	0- 0	2- 1				
2- 4	0- 0	0- 1	AWAY	0- 0	0- 2	2- 1				
0- 0	0- 0	0- 0	NEUTRAL	0- 0	0- 0	0- 0				
0- 0	0- 0	0- 0	CONFERENCE	0- 0	0- 0	0- 0				
0- 0	0- 0	0- 0	HOME	0- 0	0- 0	0- 0				
0- 0	0- 0	0- 0	AWAY	0- 0	0- 0	0- 0				
0- 0	0- 0	0- 0	NEUTRAL	0- 0	0- 0	0- 0				

RPI 1-25				RPI 26-50				RPI 51-100				RPI 101+ Team's RPI: 225			
RPI	S	Opponent	Score	RPI	S	Opponent	Score	RPI	S	Opponent	Score	RPI	S	Opponent	Score
				27	A	Virginia Tech	49 78	98	H	Mercer	72 79	107	A	Stony Brook	43 72
												149	A	Georgia	38 81
												219	H	Bethune-Cookman	77 76
												235	A	Kennesaw St.	59 78
												255	H	Wofford	65 81
												257	H	Winthrop	64 55
												310	A	Presbyterian	69 68
												344	A	Savannah St.	82 71
LAST 12 Division I GAMES:															
149	A	Georgia	38 81	344	A	Savannah St.	82 71	98	H	Mercer	72 79				
257	H	Winthrop	64 55	27	A	Virginia Tech	49 78	255	H	Wofford	65 81				
310	A	Presbyterian	69 68												
235	A	Kennesaw St.	59 78												
219	H	Bethune-Cookman	77 76												
107	A	Stony Brook	43 72												

Non-Div I Games: Coastal Ga. 68 46

Ga. Southern

Average RPI Win: 224

Average RPI Loss: 211

WON-LOST
RECORDWINNING
PCT. RANKLAST 10
GAMESSTRENGTH OF
SCHEDULEOPP. STRENGTH
OF SCHEDULETEAM
RPIADJ.
RPICONF.
RPIADJ CONF.
RPI

DIV. I ONLY	2- 6	270	4- 6	239	305	293	293	29	29
DIV. I NON-CONF.	2- 6	270	0- 1	238	305	293	293	29	29
TOTALS	RPI 1-25	RPI 26-50	W-L RECORDS	RPI 51-100	RPI 101-150	RPI 150+			
2- 6	0- 0	0- 0	OVERALL	0- 0	0- 0	2- 6			
1- 2	0- 0	0- 0	HOME	0- 0	0- 0	1- 2			
1- 4	0- 0	0- 0	AWAY	0- 0	0- 0	1- 4			
0- 0	0- 0	0- 0	NEUTRAL	0- 0	0- 0	0- 0			
2- 6	0- 0	0- 0	NON-CONFERENCE	0- 0	0- 0	2- 6			
1- 2	0- 0	0- 0	HOME	0- 0	0- 0	1- 2			
1- 4	0- 0	0- 0	AWAY	0- 0	0- 0	1- 4			
0- 0	0- 0	0- 0	NEUTRAL	0- 0	0- 0	0- 0			
0- 0	0- 0	0- 0	CONFERENCE	0- 0	0- 0	0- 0			
0- 0	0- 0	0- 0	HOME	0- 0	0- 0	0- 0			
0- 0	0- 0	0- 0	AWAY	0- 0	0- 0	0- 0			
0- 0	0- 0	0- 0	NEUTRAL	0- 0	0- 0	0- 0			

RPI 1-25				RPI 26-50				RPI 51-100				RPI 101+ Team's RPI: 293			
RPI	S	Opponent	Score	RPI	S	Opponent	Score	RPI	S	Opponent	Score	RPI	S	Opponent	Score
												159	A	Drexel	48 65
												199	H	Morehead St.	69 84
												211	H	Mt. St. Mary's	62 69
												214	A	Del aware	45 69
												218	H	Davi dson	54 49
												229	A	Furman	57 70
												230	A	Flori da	60 58
												255	A	Wofford	53 59
LAST 12 Division I GAMES:															
				229	A	Furman	57 70					214	A	Del aware	45 69
				211	H	Mt. St. Mary's	62 69					159	A	Drexel	48 65
				255	A	Wofford	53 59								
				218	H	Davi dson	54 49								
				199	H	Morehead St.	69 84								
				230	A	Flori da	60 58								

Non-Div I Games:

Pfeiffer

82 46

Warren Wilson

100 37

Gardner-Webb

Average RPI	Win:	236	WON-LOST	WINNING	LAST 10	STRENGTH OF	OPP. STRENGTH	TEAM	ADJ.	CONF.	ADJ CONF.
Average RPI	Loss:	129	RECORD	PCT. RANK	GAMES	SCHEDULE	OF SCHEDULE	RPI	RPI	RPI	RPI
DIV. I ONLY		6- 5		145	5-5	295	94	191	191	17	17
DIV. I NON-CONF.		6- 5		144	0- 1	295	95	192	192	18	18

TOTALS	RPI 1-25		RPI 26-50		W-L RECORDS	RPI 51-100		RPI 101-150		RPI 150+	
6- 5	0- 0		0- 1		OVERALL	0- 0		1- 2		5- 2	
3- 1	0- 0		0- 0		HOME	0- 0		0- 1		3- 0	
3- 4	0- 0		0- 1		AWAY	0- 0		1- 1		2- 2	
0- 0	0- 0		0- 0		NEUTRAL	0- 0		0- 0		0- 0	
6- 5	0- 0		0- 1		NON-CONFERENCE	0- 0		1- 2		5- 2	
3- 1	0- 0		0- 0		HOME	0- 0		0- 1		3- 0	
3- 4	0- 0		0- 1		AWAY	0- 0		1- 1		2- 2	
0- 0	0- 0		0- 0		NEUTRAL	0- 0		0- 0		0- 0	
0- 0	0- 0		0- 0		CONFERENCE	0- 0		0- 0		0- 0	
0- 0	0- 0		0- 0		HOME	0- 0		0- 0		0- 0	
0- 0	0- 0		0- 0		AWAY	0- 0		0- 0		0- 0	
0- 0	0- 0		0- 0		NEUTRAL	0- 0		0- 0		0- 0	

RPI 1-25				RPI 26-50				RPI 51-100				RPI 101+ Team's RPI: 191			
RPI	S	Opponent	Score	RPI	S	Opponent	Score	RPI	S	Opponent	Score	RPI	S	Opponent	Score
				35	A	Kansas	56 77					105	A	Washington	52 81
												120	H	Houston	56 66
												147	A	UMKC	91 84
												180	A	American	71 86
												184	A	Air Force	78 71
												203	A	Howard	59 73
												214	H	Delaware	72 46
												261	A	Eastern Ky.	91 75
												290	H	Loyola Maryland	70 38
												317	H	Colgate	64 61
LAST 12 Division I GAMES:															
				35	A	Kansas	56 77					120	H	Houston	56 66
				317	H	Colgate	64 61					261	A	Eastern Ky.	91 75
				180	A	American	71 86					214	H	Delaware	72 46
				184	A	Air Force	78 71					105	A	Washington	52 81
				290	H	Loyola Maryland	70 38					203	A	Howard	59 73
												147	A	UMKC	91 84

Non-Div I Games:

George Mason

Average RPI	Win:	122	WON-LOST	WINNING	LAST 10	STRENGTH OF	OPP. STRENGTH	TEAM	ADJ.	CONF.	ADJ CONF.
Average RPI	Loss:	106	RECORD	PCT. RANK	GAMES	SCHEDULE	OF SCHEDULE	RPI	RPI	RPI	RPI
DIV. I ONLY		2- 9		301	2-8	32	125	217	217	17	17
DIV. I NON-CONF.		2- 9		299	0- 1	34	123	218	218	18	18

TOTALS	RPI 1-25		RPI 26-50		W-L RECORDS	RPI 51-100		RPI 101-150		RPI 150+	
2- 9	0- 1		0- 2		OVERALL	1- 3		0- 0		1- 3	
2- 4	0- 0		0- 2		HOME	1- 1		0- 0		1- 1	
0- 3	0- 0		0- 0		AWAY	0- 1		0- 0		0- 2	
0- 2	0- 1		0- 0		NEUTRAL	0- 1		0- 0		0- 0	
2- 9	0- 1		0- 2		NON-CONFERENCE	1- 3		0- 0		1- 3	
2- 4	0- 0		0- 2		HOME	1- 1		0- 0		1- 1	
0- 3	0- 0		0- 0		AWAY	0- 1		0- 0		0- 2	
0- 2	0- 1		0- 0		NEUTRAL	0- 1		0- 0		0- 0	
0- 0	0- 0		0- 0		CONFERENCE	0- 0		0- 0		0- 0	
0- 0	0- 0		0- 0		HOME	0- 0		0- 0		0- 0	
0- 0	0- 0		0- 0		AWAY	0- 0		0- 0		0- 0	
0- 0	0- 0		0- 0		NEUTRAL	0- 0		0- 0		0- 0	

RPI 1-25				RPI 26-50				RPI 51-100				RPI 101+ Team's RPI: 217			
RPI	S	Opponent	Score	RPI	S	Opponent	Score	RPI	S	Opponent	Score	RPI	S	Opponent	Score
5	N	NC State	61 69	28	H	Villanova	45 60	62	N	Georgia Tech	55 70	154	A	South Fla.	30 63
				34	H	Maryland	30 69	87	H	Princeton	64 49	157	H	Towson	76 63
								91	A	James Madison	37 50	227	H	Monmouth	51 55
								98	H	Mercer	53 61	259	A	Iona	43 52

LAST 12 Division I GAMES:															
				98	H	Mercer	53 61	154	A	South Fla.	30 63				
				259	A	Iona	43 52	28	H	Villanova	45 60				
				34	H	Maryland	30 69	227	H	Monmouth	51 55				
				87	H	Princeton	64 49	157	H	Towson	76 63				
				91	A	James Madison	37 50	5	N	NC State	61 69				
								62	N	Georgia Tech	55 70				

Non-Div I Games:

George Washington

Average RPI Win:	221	WON-LOST	WINNING	LAST 10	STRENGTH OF	OPP. STRENGTH	TEAM	ADJ.	CONF.	ADJ CONF.
Average RPI Loss:	59	RECORD	PCT. RANK	GAMES	SCHEDULE	OF SCHEDULE	RPI	RPI	RPI	RPI
DIV. I ONLY	6- 5	145	5-5	118	113	139	139	4	4	
DIV. I NON-CONF.	6- 5	144	1- 0	117	113	139	139	3	3	
<hr/>										
TOTALS	RPI 1-25	RPI 26-50	W-L RECORDS	RPI 51-100	RPI 101-150	RPI 150+				
6- 5	0- 2	0- 0	OVERALL	0- 2	2- 1	4- 0				
4- 2	0- 1	0- 0	HOME	0- 0	2- 1	2- 0				
2- 1	0- 0	0- 0	AWAY	0- 1	0- 0	2- 0				
0- 2	0- 1	0- 0	NEUTRAL	0- 1	0- 0	0- 0				
6- 5	0- 2	0- 0	NON-CONFERENCE	0- 2	2- 1	4- 0				
4- 2	0- 1	0- 0	HOME	0- 0	2- 1	2- 0				
2- 1	0- 0	0- 0	AWAY	0- 1	0- 0	2- 0				
0- 2	0- 1	0- 0	NEUTRAL	0- 1	0- 0	0- 0				
0- 0	0- 0	0- 0	CONFERENCE	0- 0	0- 0	0- 0				
0- 0	0- 0	0- 0	HOME	0- 0	0- 0	0- 0				
0- 0	0- 0	0- 0	AWAY	0- 0	0- 0	0- 0				
0- 0	0- 0	0- 0	NEUTRAL	0- 0	0- 0	0- 0				

RPI 1-25				RPI 26-50				RPI 51-100				RPI 101+				Team's RPI: 139
RPI	S	Opponent	Score	RPI	S	Opponent	Score	RPI	S	Opponent	Score	RPI	S	Opponent	Score	
5	H	NC State	65 76					66	N	Buffal o	64 73	123	H	Pi ttsburgh	70 41	
10	N	Bayl or	46 67					91	A	James Madi son	57 69	124	H	VCU	45 47	
												144	H	Fordham	58 38	
												248	A	Ri der	79 49	
												251	H	UMES	74 55	
												270	A	Ri chmond	73 53	
												290	H	Loyol a Maryl and	45 30	
<hr/>																
LAST 12 Di vi si on I GAMES:																
248	A	Ri der	79 49	124	H	VCU	45 47									
5	H	NC State	65 76	144	H	Fordham	58 38									
290	H	Loyol a Maryl and	45 30	10	N	Bayl or	46 67									
251	H	UMES	74 55	66	N	Buffal o	64 73									
270	A	Ri chmond	73 53	123	H	Pi ttsburgh	70 41									
				91	A	James Madi son	57 69									

Non-Di v I Games:

Georgetown

Average RPI Win: 261

Average RPI Loss: 46

WON-LOST
RECORDWINNING
PCT. RANKLAST 10
GAMESSTRENGTH OF
SCHEDULEOPP. STRENGTH
OF SCHEDULETEAM
RPIADJ.
RPICONF.
RPIADJ CONF.
RPIDIV. I ONLY
DIV. I NON-CONF.9- 4
9- 490
917-3
1- 0248
247196
195149
149149
1496
66
6

TOTALS

RPI 1-25

RPI 26-50

W-L RECORDS

RPI 51-100

RPI 101-150

RPI 150+

9- 4

0- 0

0- 2

OVERALL

1- 2

0- 0

8- 0

8- 0

0- 0

0- 0

HOME

1- 0

0- 0

7- 0

0- 3

0- 0

0- 1

AWAY

0- 2

0- 0

0- 0

1- 1

0- 0

0- 1

NEUTRAL

0- 0

0- 0

1- 0

9- 4

0- 0

0- 2

NON-CONFERENCE

1- 2

0- 0

8- 0

8- 0

0- 0

0- 0

HOME

1- 0

0- 0

7- 0

0- 3

0- 0

0- 1

AWAY

0- 2

0- 0

0- 0

1- 1

0- 0

0- 1

NEUTRAL

0- 0

0- 0

1- 0

0- 0

0- 0

0- 0

CONFERENCE

0- 0

0- 0

0- 0

0- 0

0- 0

0- 0

HOME

0- 0

0- 0

0- 0

0- 0

0- 0

0- 0

AWAY

0- 0

0- 0

0- 0

0- 0

0- 0

0- 0

NEUTRAL

0- 0

0- 0

0- 0

RPI 1-25

RPI 26-50

RPI 51-100

RPI 101+

Team's RPI: 149

RPI S Opponent Score

RPI S Opponent Score

RPI S Opponent Score

RPI S Opponent Score

28 A Villanova 56 62

60 A UCLA 69 80

225 H Ga. Southern 81 38

34 N Maryland 51 58

62 A Georgia Tech 53 63

226 H St. Bonaventure 67 40

98 H Mercer 67 60

229 H Furman 61 38

257 H Winthrop 85 39

310 H Presbyterian 83 59

318 H Lipscomb 77 45

336 N Morgan St. 60 33

349 H Charleston So. 83 75

LAST 12 Division I GAMES:

310 H Presbyterian 83 59

28 A Villanova 56 62

225 H Ga. Southern 81 38

229 H Furman 61 38

318 H Lipscomb 77 45

349 H Charleston So. 83 75

62 A Georgia Tech 53 63

98 H Mercer 67 60

60 A UCLA 69 80

34 N Maryland 51 58

257 H Winthrop 85 39

336 N Morgan St. 60 33

Non-Div I Games:

Georgia

Average RPI	Win: 281	WON-LOST	WINNING	LAST 10	STRENGTH OF	OPP. STRENGTH	TEAM	ADJ.	CONF.	ADJ CONF.
Average RPI	Loss: 92	RECORD	PCT. RANK	GAMES	SCHEDULE	OF SCHEDULE	RPI	RPI	RPI	RPI
DIV. I ONLY	6- 4	119	6-4	251	226	177	177	18	18	
DIV. I NON-CONF.	6- 4	121	1- 0	250	226	177	177	19	19	

TOTALS	RPI 1-25	RPI 26-50	W-L RECORDS	RPI 51-100	RPI 101-150	RPI 150+				
6- 4	0- 0	0- 1	OVERALL	0- 2	0- 0	6- 1				
4- 1	0- 0	0- 0	HOME	0- 1	0- 0	4- 0				
2- 3	0- 0	0- 1	AWAY	0- 1	0- 0	2- 1				
0- 0	0- 0	0- 0	NEUTRAL	0- 0	0- 0	0- 0				
6- 4	0- 0	0- 1	NON-CONFERENCE	0- 2	0- 0	6- 1				
4- 1	0- 0	0- 0	HOME	0- 1	0- 0	4- 0				
2- 3	0- 0	0- 1	AWAY	0- 1	0- 0	2- 1				
0- 0	0- 0	0- 0	NEUTRAL	0- 0	0- 0	0- 0				
0- 0	0- 0	0- 0	CONFERENCE	0- 0	0- 0	0- 0				
0- 0	0- 0	0- 0	HOME	0- 0	0- 0	0- 0				
0- 0	0- 0	0- 0	AWAY	0- 0	0- 0	0- 0				
0- 0	0- 0	0- 0	NEUTRAL	0- 0	0- 0	0- 0				

RPI	S	Opponent	Score	RPI	S	Opponent	Score	RPI	S	Opponent	Score	RPI	S	Opponent	Score
49	A	Middle Tenn.	54 69	62	H	Georgia Tech	71 78	163	A	Jacksonville St.	56 61	219	H	Bethune-Cookman	62 57
				94	A	Rice	49 66	235	H	Kennesaw St.	79 73	271	H	UNC Greensboro	70 63
								298	A	Fla. Atlantic	75 59	325	A	FIU	67 61
								340	H	N. C. Central	65 54				
LAST 12 Division I GAMES:															
219	H	Bethune-Cookman	62 57	235	H	Kennesaw St.	79 73								
340	H	N. C. Central	65 54	62	H	Georgia Tech	71 78								
163	A	Jacksonville St.	56 61	49	A	Middle Tenn.	54 69								
271	H	UNC Greensboro	70 63	94	A	Rice	49 66								
				325	A	FIU	67 61								
				298	A	Fla. Atlantic	75 59								

Non-Div I Games:

Georgia St.

Average RPI Win:	177	WON-LOST	WINNING	LAST 10	STRENGTH OF	OPP. STRENGTH	TEAM	ADJ.	CONF.	ADJ CONF.
Average RPI Loss:	73	RECORD	PCT. RANK	GAMES	SCHEDULE	OF SCHEDULE	RPI	RPI	RPI	RPI
DIV. I ONLY	9- 3	63	8-2	190	35	62	62	1	1	
DIV. I NON-CONF.	9- 3	63	0- 1	189	35	63	63	1	1	

TOTALS	RPI 1-25	RPI 26-50	W-L RECORDS	RPI 51-100	RPI 101-150	RPI 150+				
9- 3	0- 0	0- 1	OVERALL	1- 1	2- 1	6- 0				
5- 0	0- 0	0- 0	HOME	0- 0	1- 0	4- 0				
1- 2	0- 0	0- 1	AWAY	0- 0	0- 1	1- 0				
3- 1	0- 0	0- 0	NEUTRAL	1- 1	1- 0	1- 0				
9- 3	0- 0	0- 1	NON-CONFERENCE	1- 1	2- 1	6- 0				
5- 0	0- 0	0- 0	HOME	0- 0	1- 0	4- 0				
1- 2	0- 0	0- 1	AWAY	0- 0	0- 1	1- 0				
3- 1	0- 0	0- 0	NEUTRAL	1- 1	1- 0	1- 0				
0- 0	0- 0	0- 0	CONFERENCE	0- 0	0- 0	0- 0				
0- 0	0- 0	0- 0	HOME	0- 0	0- 0	0- 0				
0- 0	0- 0	0- 0	AWAY	0- 0	0- 0	0- 0				
0- 0	0- 0	0- 0	NEUTRAL	0- 0	0- 0	0- 0				

RPI 1-25				RPI 26-50				RPI 51-100				Team's RPI: 62				RPI 101+			
RPI	S	Opponent	Score	RPI	S	Opponent	Score	RPI	S	Opponent	Score	RPI	S	Opponent	Score	RPI	S	Opponent	Score
				34	A	Maryland	54 67					59	N	Idaho St.	74 51	108	N	Seton Hall	84 73
												65	N	Dayton	66 85	120	A	Houston	89 95
																149	H	Georgia	63 53
																161	H	Appalachian St.	71 53
																177	A	Georgia St.	78 71
																201	H	Alabama St.	69 42
																217	N	George Washington	70 55
																235	H	Kennesaw St.	60 35
																289	H	Western Caro.	84 49
LAST 12 Division I GAMES:																			
				65	N	Dayton	66 85	34	A	Maryland	54 67					59	N	Idaho St.	74 51
				108	N	Seton Hall	84 73					217	N	George Washington	70 55	149	H	Georgia	63 53
				235	H	Kennesaw St.	60 35					289	H	Western Caro.	84 49	161	H	Appalachian St.	71 53
				201	H	Alabama St.	69 42												
				177	A	Georgia St.	78 71												
				120	A	Houston	89 95												

Non-Div I Games:

Georgia Tech

Average RPI Win: 129

Average RPI Loss: 1

WON-LOST
RECORDWINNING
PCT. RANKLAST 10
GAMESSTRENGTH OF
SCHEDULEOPP. STRENGTH
OF SCHEDULETEAM
RPIADJ.
RPICONF.
RPIADJ CONF.
RPIDIV. I ONLY
DIV. I NON-CONF.11- 1
11- 112
119-1
1- 0156
1561
116
1516
157
77
7

TOTALS

RPI 1-25

RPI 26-50

W-L RECORDS

RPI 51-100

RPI 101-150

RPI 150+

11- 1

1- 1

0- 0

OVERALL

3- 0

3- 0

4- 0

6- 0

1- 0

0- 0

HOME

2- 0

3- 0

0- 0

3- 0

0- 0

0- 0

AWAY

0- 0

0- 0

3- 0

2- 1

0- 1

0- 0

NEUTRAL

1- 0

0- 0

1- 0

11- 1

1- 1

0- 0

NON-CONFERENCE

3- 0

3- 0

4- 0

6- 0

1- 0

0- 0

HOME

2- 0

3- 0

0- 0

3- 0

0- 0

0- 0

AWAY

0- 0

0- 0

3- 0

2- 1

0- 1

0- 0

NEUTRAL

1- 0

0- 0

1- 0

0- 0

0- 0

0- 0

CONFERENCE

0- 0

0- 0

0- 0

0- 0

0- 0

0- 0

HOME

0- 0

0- 0

0- 0

0- 0

0- 0

0- 0

AWAY

0- 0

0- 0

0- 0

0- 0

0- 0

0- 0

NEUTRAL

0- 0

0- 0

0- 0

RPI 1-25

Team's RPI: 16

RPI 26-50

RPI 51-100

RPI 101+

RPI	S	Opponent	Score
1	N	Notre Dame	65 81
4	H	Stanford	79 73

RPI	S	Opponent	Score
-----	---	----------	-------

RPI	S	Opponent	Score
51	N	Rutgers	57 40
59	H	Idaho St.	70 51
77	H	Montana	76 52

RPI	S	Opponent	Score
125	H	Colorado St.	50 39
134	H	Washington St.	76 53
137	H	Idaho	88 51
160	N	Western Ky.	76 55
162	A	Missouri St.	70 67
250	A	UNLV	70 59
260	A	Eastern Wash.	63 51

LAST 12 Division I GAMES:

160	N	Western Ky.	76	55	4	H	Stanford	79	73
51	N	Rutgers	57	40	125	H	Colorado St.	50	39
137	H	Idaho	88	51	1	N	Notre Dame	65	81
162	A	Missouri St.	70	67	250	A	UNLV	70	59
134	H	Washington St.	76	53	59	H	Idaho St.	70	51
77	H	Montana	76	52	260	A	Eastern Wash.	63	51

Non-Div I Games:

Gonzaga

■ Loss,
 ■ Non-Conf, S Site,
 ■ Home
 ■ Away
 N Neutral

Average RPI Win:	151	WON-LOST	WINNING	LAST 10	STRENGTH OF	OPP. STRENGTH	TEAM	ADJ.	CONF.	ADJ CONF.
Average RPI Loss:	114	RECORD	PCT. RANK	GAMES	SCHEDULE	OF SCHEDULE	RPI	RPI	RPI	RPI
DIV. I ONLY	3- 8	264	3-7	22	171	121	121	26	26	
DIV. I NON-CONF.	3- 8	264	1- 0	22	170	121	121	26	26	

TOTALS	RPI 1-25	RPI 26-50	W-L RECORDS	RPI 51-100	RPI 101-150	RPI 150+				
3- 8	1- 2	0- 1	OVERALL	0- 0	1- 2	1- 3				
1- 0	0- 0	0- 0	HOME	0- 0	0- 0	1- 0				
0- 7	0- 1	0- 1	AWAY	0- 0	0- 2	0- 3				
2- 1	1- 1	0- 0	NEUTRAL	0- 0	1- 0	0- 0				
3- 8	1- 2	0- 1	NON-CONFERENCE	0- 0	1- 2	1- 3				
1- 0	0- 0	0- 0	HOME	0- 0	0- 0	1- 0				
0- 7	0- 1	0- 1	AWAY	0- 0	0- 2	0- 3				
2- 1	1- 1	0- 0	NEUTRAL	0- 0	1- 0	0- 0				
0- 0	0- 0	0- 0	CONFERENCE	0- 0	0- 0	0- 0				
0- 0	0- 0	0- 0	HOME	0- 0	0- 0	0- 0				
0- 0	0- 0	0- 0	AWAY	0- 0	0- 0	0- 0				
0- 0	0- 0	0- 0	NEUTRAL	0- 0	0- 0	0- 0				

RPI 1-25				RPI 26-50				RPI 51-100				RPI 101+ Team's RPI: 121			
RPI	S	Opponent	Score	RPI	S	Opponent	Score	RPI	S	Opponent	Score	RPI	S	Opponent	Score
14	N	South Dakota	53 67	35	A	Kansas	45 76					101	A	Alabama	55 73
15	N	Indiana	65 62									118	N	Loyola Marymount	62 61
20	A	Auburn	48 97									136	A	UT Arlington	54 78
												154	A	South Fla.	50 67
												223	A	Southern Miss.	47 68
												232	A	Wichita St.	61 70
												321	H	McNeese	75 51

LAST 12 Division I GAMES:															
118	N	Loyola Marymount	62 61	35	A	Kansas	45 76	101	A	Alabama	55 73	136	A	UT Arlington	54 78
15	N	Indiana	65 62					223	A	Southern Miss.	47 68	321	H	McNeese	75 51
14	N	South Dakota	53 67					20	A	Auburn	48 97				
154	A	South Fla.	50 67												
232	A	Wichita St.	61 70												

Non-Div I Games:

Grambling

Grand Canyon

Through Games Of Dec. 28, 2018

Average RPI Win:	325	WON-LOST	WINNING	LAST 10	STRENGTH OF	OPP. STRENGTH	TEAM	ADJ.	CONF.	ADJ CONF.
Average RPI Loss:	182	RECORD	PCT. RANK	GAMES	SCHEDULE	OF SCHEDULE	RPI	RPI	RPI	RPI
DIV. I ONLY	2- 8	294	2-8	315	256	342	342	30	30	
DIV. I NON-CONF.	2- 8	293	0- 1	315	255	343	343	30	30	

TOTALS	RPI 1-25	RPI 26-50	W-L RECORDS	RPI 51-100	RPI 101-150	RPI 150+				
2- 8	0- 0	0- 0	OVERALL	0- 1	0- 1	2- 6				
2- 3	0- 0	0- 0	HOME	0- 1	0- 0	2- 2				
0- 5	0- 0	0- 0	AWAY	0- 0	0- 1	0- 4				
0- 0	0- 0	0- 0	NEUTRAL	0- 0	0- 0	0- 0				
2- 8	0- 0	0- 0	NON-CONFERENCE	0- 1	0- 1	2- 6				
2- 3	0- 0	0- 0	HOME	0- 1	0- 0	2- 2				
0- 5	0- 0	0- 0	AWAY	0- 0	0- 1	0- 4				
0- 0	0- 0	0- 0	NEUTRAL	0- 0	0- 0	0- 0				
0- 0	0- 0	0- 0	CONFERENCE	0- 0	0- 0	0- 0				
0- 0	0- 0	0- 0	HOME	0- 0	0- 0	0- 0				
0- 0	0- 0	0- 0	AWAY	0- 0	0- 0	0- 0				
0- 0	0- 0	0- 0	NEUTRAL	0- 0	0- 0	0- 0				

RPI 1-25				RPI 26-50				RPI 51-100				RPI 101+ Team' s RPI : 342			
RPI	S	Opponent	Score	RPI	S	Opponent	Score	RPI	S	Opponent	Score	RPI	S	Opponent	Score
								77	H	Montana	47 69	150	A	Santa Clara	55 75
												155	H	Portland St.	55 60
												165	A	East Carolina	47 59
												179	H	Indiana St.	81 88
												207	A	UNCW	55 77
												242	A	Long Beach St.	50 57
												279	A	UC Santa Barbara	55 66
												300	H	Incarnate Word	74 63
												350	H	LIU Brooklyn	65 62
LAST 12 Division I GAMES:															
150	A	Santa Clara	55 75	179	H	Indiana St.	81 88								
242	A	Long Beach St.	50 57	207	A	UNCW	55 77								
155	H	Portland St.	55 60	165	A	East Carolina	47 59								
77	H	Montana	47 69	300	H	Incarnate Word	74 63								
279	A	UC Santa Barbara	55 66												
350	H	LIU Brooklyn	65 62												

Non-Div I Games:

Grand Canyon

Loss,
Non-Conf,
S Site,
H Home
A Away
N Neutral

Average RPI	Win:	99	WON-LOST	WINNING	LAST 10	STRENGTH OF	OPP. STRENGTH	TEAM	ADJ.	CONF.	ADJ CONF.
Average RPI	Loss:	43	RECORD	PCT. RANK	GAMES	SCHEDULE	OF SCHEDULE	RPI	RPI	RPI	RPI
DIV. I ONLY		5- 5	157	6-4	14	20	32	32	16	16	
DIV. I NON-CONF.		4- 5	190	0- 0	7	14	39	39	15	15	

TOTALS	RPI 1-25		RPI 26-50		W-L RECORDS	RPI 51-100		RPI 101-150		RPI 150+	
5- 5	0- 2		1- 2		OVERALL	2- 1		0- 0		2- 0	
3- 1	0- 0		1- 0		HOME	1- 1		0- 0		1- 0	
2- 4	0- 2		0- 2		AWAY	1- 0		0- 0		1- 0	
0- 0	0- 0		0- 0		NEUTRAL	0- 0		0- 0		0- 0	
4- 5	0- 2		1- 2		NON-CONFERENCE	2- 1		0- 0		1- 0	
3- 1	0- 0		1- 0		HOME	1- 1		0- 0		1- 0	
1- 4	0- 2		0- 2		AWAY	1- 0		0- 0		0- 0	
0- 0	0- 0		0- 0		NEUTRAL	0- 0		0- 0		0- 0	
1- 0	0- 0		0- 0		CONFERENCE	0- 0		0- 0		1- 0	
0- 0	0- 0		0- 0		HOME	0- 0		0- 0		0- 0	
1- 0	0- 0		0- 0		AWAY	0- 0		0- 0		1- 0	
0- 0	0- 0		0- 0		NEUTRAL	0- 0		0- 0		0- 0	

RPI 1-25				RPI 26-50				Team's RPI: 32				RPI 51-100				RPI 101+															
RPI	S	Opponent	Score	RPI	S	Opponent	Score	RPI	S	Opponent	Score	RPI	S	Opponent	Score	RPI	S	Opponent	Score												
14	A	South Dakota	49 55	29	H	Maine	70 39	55	A	Missouri	56 49	156	H	Wisconsin	55 46																
17	A	Marquette	54 80	40	A	South Dakota St.	47 77	65	H	Dayton	51 35	192	A	Milwaukee	76 62																
				42	A	DePaul	64 73	100	H	Northwestern	55 57																				
LAST 12 Division I GAMES:																															
156	H	Wisconsin	55 46	192	A	Milwaukee	76 62																								
14	A	South Dakota	49 55	17	A	Marquette	54 80																								
40	A	South Dakota St.	47 77	42	A	DePaul	64 73																								
65	H	Dayton	51 35	100	H	Northwestern	55 57																								
29	H	Maine	70 39																												
55	A	Missouri	56 49																												

Non-Div I Games: Wisconsin-Parkside 81 32

Green Bay

Average RPI Win: 199

Average RPI Loss: 127

WON-LOST
RECORDWINNING
PCT. RANKLAST 10
GAMESSTRENGTH OF
SCHEDULEOPP. STRENGTH
OF SCHEDULETEAM
RPIADJ.
RPICONF.
RPIADJ CONF.
RPIDIV. I ONLY
DIV. I NON-CONF.3- 5
3- 5226
2264-5
0- 1215
21459
59233
234233
23429
2929
29

TOTALS

RPI 1-25

RPI 26-50

W-L RECORDS

RPI 51-100

RPI 101-150

RPI 150+

3- 5 0- 1

0- 0

OVERALL

1- 1

0- 1

2- 2

2- 2 0- 0

0- 0

HOME

1- 0

0- 1

1- 1

1- 1 0- 1

0- 0

AWAY

0- 0

0- 0

1- 0

0- 2 0- 0

0- 0

NEUTRAL

0- 1

0- 0

0- 1

3- 5 0- 1

0- 0

NON-CONFERENCE

1- 1

0- 1

2- 2

2- 2 0- 0

0- 0

HOME

1- 0

0- 1

1- 1

1- 1 0- 1

0- 0

AWAY

0- 0

0- 0

1- 0

0- 2 0- 0

0- 0

NEUTRAL

0- 1

0- 0

0- 1

0- 0 0- 0

0- 0

CONFERENCE

0- 0

0- 0

0- 0

0- 0 0- 0

0- 0

HOME

0- 0

0- 0

0- 0

0- 0 0- 0

0- 0

AWAY

0- 0

0- 0

0- 0

0- 0 0- 0

0- 0

NEUTRAL

0- 0

0- 0

0- 0

RPI 1-25

RPI 26-50

RPI 51-100

RPI 101+

Team's RPI: 233

RPI	S	Opponent	Score
5	A	NC State	51 83

RPI	S	Opponent	Score
68	N	SFA	68 70
91	H	James Madison	72 65

RPI	S	Opponent	Score
135	H	Chattanooga	50 58
209	H	Samford	64 57
213	H	Elon	62 77
216	N	Sacramento St.	61 65
298	A	Fla. Atlantic	72 68

RPI	S	Opponent	Score
135	H	Chattanooga	50 58
209	H	Samford	64 57
213	H	Elon	62 77
216	N	Sacramento St.	61 65
298	A	Fla. Atlantic	72 68

LAST 12 Division I GAMES:

209	H	Samford	64	57	216	N	Sacramento St.	61	65
91	H	James Madison	72	65	68	N	SFA	68	70
135	H	Chattanooga	50	58	5	A	NC State	51	83
298	A	Fla. Atlantic	72	68	213	H	Elon	62	77

Non-Div I Games: Mid-Atlantic Christ.115 48

Hampton

Average RPI	Win:	218	WON-LOST	WINNING	LAST 10	STRENGTH OF	OPP. STRENGTH	TEAM	ADJ.	CONF.	ADJ CONF.
Average RPI	Loss:	49	RECORD	PCT. RANK	GAMES	SCHEDULE	OF SCHEDULE	RPI	RPI	RPI	RPI
DIV. I ONLY		6- 7		176	5-5	50	120	117	117	24	24
DIV. I NON-CONF.		6- 7		175	0- 1	50	119	117	117	24	24

TOTALS	RPI 1-25		RPI 26-50		W-L RECORDS	RPI 51-100		RPI 101-150		RPI 150+	
6- 7	0- 2		0- 3		OVERALL	0- 1		2- 1		4- 0	
4- 2	0- 0		0- 1		HOME	0- 1		1- 0		3- 0	
2- 3	0- 1		0- 2		AWAY	0- 0		1- 0		1- 0	
0- 2	0- 1		0- 0		NEUTRAL	0- 0		0- 1		0- 0	
6- 7	0- 2		0- 3		NON-CONFERENCE	0- 1		2- 1		4- 0	
4- 2	0- 0		0- 1		HOME	0- 1		1- 0		3- 0	
2- 3	0- 1		0- 2		AWAY	0- 0		1- 0		1- 0	
0- 2	0- 1		0- 0		NEUTRAL	0- 0		0- 1		0- 0	
0- 0	0- 0		0- 0		CONFERENCE	0- 0		0- 0		0- 0	
0- 0	0- 0		0- 0		HOME	0- 0		0- 0		0- 0	
0- 0	0- 0		0- 0		AWAY	0- 0		0- 0		0- 0	
0- 0	0- 0		0- 0		NEUTRAL	0- 0		0- 0		0- 0	

RPI 1-25				RPI 26-50				RPI 51-100				RPI 101+ Team's RPI: 117			
RPI	S	Opponent	Score	RPI	S	Opponent	Score	RPI	S	Opponent	Score	RPI	S	Opponent	Score
8	N	Louisville	69 86	26	A	New Mexico	65 72	87	H	Princeton	38 75	113	H	Harvard	73 60
25	A	Miami (FL)	62 75	28	A	Villanova	41 59					131	N	Southern Ill.	50 72
				36	H	Michigan St.	66 74					143	A	Rhode Island	65 51
												164	H	William & Mary	50 45
												273	A	Central Conn. St.	54 52
												277	H	Bryant	67 57
												336	H	Morgan St.	80 59

LAST 12 Division I GAMES:															
26	A	New Mexico	65 72	273	A	Central Conn. St.	54 52								
25	A	Miami (FL)	62 75	87	H	Princeton	38 75								
8	N	Louisville	69 86	36	H	Michigan St.	66 74								
131	N	Southern Ill.	50 72	143	A	Rhode Island	65 51								
113	H	Harvard	73 60	277	H	Bryant	67 57								
336	H	Morgan St.	80 59	164	H	William & Mary	50 45								

Non-Div I Games:

Hartford

Average RPI Win:	199	WON-LOST	WINNING	LAST 10	STRENGTH OF	OPP. STRENGTH	TEAM	ADJ.	CONF.	ADJ CONF.
Average RPI Loss:	54	RECORD	PCT. RANK	GAMES	SCHEDULE	OF SCHEDULE	RPI	RPI	RPI	RPI

DIV. I ONLY	6- 6	157	6-4	120	19	113	113	12	12
DIV. I NON-CONF.	6- 6	157	1- 0	119	20	114	114	12	12
TOTALS	RPI 1-25	RPI 26-50	W-L RECORDS	RPI 51-100	RPI 101-150	RPI 150+			
6- 6	0- 1	0- 1	OVERALL	0- 3	2- 1	4- 0			
2- 3	0- 0	0- 1	HOME	0- 2	0- 0	2- 0			
3- 3	0- 1	0- 0	AWAY	0- 1	2- 1	1- 0			
1- 0	0- 0	0- 0	NEUTRAL	0- 0	0- 0	1- 0			
6- 6	0- 1	0- 1	NON-CONFERENCE	0- 3	2- 1	4- 0			
2- 3	0- 0	0- 1	HOME	0- 2	0- 0	2- 0			
3- 3	0- 1	0- 0	AWAY	0- 1	2- 1	1- 0			
1- 0	0- 0	0- 0	NEUTRAL	0- 0	0- 0	1- 0			
0- 0	0- 0	0- 0	CONFERENCE	0- 0	0- 0	0- 0			
0- 0	0- 0	0- 0	HOME	0- 0	0- 0	0- 0			
0- 0	0- 0	0- 0	AWAY	0- 0	0- 0	0- 0			
0- 0	0- 0	0- 0	NEUTRAL	0- 0	0- 0	0- 0			

RPI 1-25	RPI 26-50	RPI 51-100	RPI 101+ Team's RPI: 113
RPI S Opponent Score	RPI S Opponent Score	RPI S Opponent Score	RPI S Opponent Score
1 A Notre Dame 58 103	29 H Mai ne 60 67	51 H Rutgers 49 60	117 A Hartford 60 73
		57 H Qui nni pi ac 67 72	143 A Rhode Island 80 47
		67 A Purdue 65 66	146 A CSUN 75 55
			163 N Jacksonville St. 69 62
			197 H Boston U. 67 47
			252 H La Salle 88 43
			294 A Si ena 73 54
LAST 12 Division I GAMES:			
146 A CSUN 75 55	197 H Boston U. 67 47	51 H Rutgers 49 60	
143 A Rhode Island 80 47	29 H Mai ne 60 67	57 H Qui nni pi ac 67 72	
294 A Si ena 73 54	67 A Purdue 65 66	163 N Jacksonville St. 69 62	
252 H La Salle 88 43	1 A Notre Dame 58 103	117 A Hartford 60 73	

Non-Div I Games:

Harvard

Average RPI Win: 237

Average RPI Loss: 132

WON-LOST
RECORDWINNING
PCT. RANKLAST 10
GAMESSTRENGTH OF
SCHEDULEOPP. STRENGTH
OF SCHEDULETEAM
RPIADJ.
RPICONF.
RPIADJ CONF.
RPIDIV. I ONLY
DIV. I NON-CONF.3- 8
3- 8264
2644-6
0- 1159
159155
154265
264265
26420
2020
20

TOTALS

RPI 1-25

RPI 26-50

W-L RECORDS

RPI 51-100

RPI 101-150

RPI 150+

3- 8

0- 1

0- 0

OVERALL

0- 2

1- 1

2- 4

2- 5

0- 1

0- 0

HOME

0- 1

1- 1

1- 2

1- 2

0- 0

0- 0

AWAY

0- 0

0- 0

1- 2

0- 1

0- 0

0- 0

NEUTRAL

0- 1

0- 0

0- 0

3- 8

0- 1

0- 0

NON-CONFERENCE

0- 2

1- 1

2- 4

2- 5

0- 1

0- 0

HOME

0- 1

1- 1

1- 2

1- 2

0- 0

0- 0

AWAY

0- 0

0- 0

1- 2

0- 1

0- 0

0- 0

NEUTRAL

0- 1

0- 0

0- 0

0- 0

0- 0

0- 0

CONFERENCE

0- 0

0- 0

0- 0

0- 0

0- 0

0- 0

HOME

0- 0

0- 0

0- 0

0- 0

0- 0

0- 0

AWAY

0- 0

0- 0

0- 0

0- 0

0- 0

0- 0

NEUTRAL

0- 0

0- 0

0- 0

RPI 1-25

RPI 26-50

RPI 51-100

RPI 101+

Team's RPI: 265

RPI	S	Opponent	Score
4	H	Stanford	59 81

RPI	S	Opponent	Score
86	N	Utah	48 73
95	H	Portland	65 72

RPI	S	Opponent	Score
115	H	FGCU	67 73
137	H	Idaho	69 61
180	H	American	57 69
183	A	San Diego	50 58
196	A	San Diego St.	57 58
198	H	Pepperdine	64 65
250	A	UNLV	66 61
323	H	Seattle U	67 51

LAST 12 Division I GAMES:

86	N	Utah	48	73	137	H	Idaho	69	61
250	A	UNLV	66	61	4	H	Stanford	59	81
183	A	San Diego	50	58	115	H	FGCU	67	73
196	A	San Diego St.	57	58	180	H	American	57	69
198	H	Pepperdine	64	65	323	H	Seattle U	67	51
					95	H	Portland	65	72

115	H	FGCU	67	73
137	H	Idaho	69	61
180	H	American	57	69
183	A	San Diego	50	58
196	A	San Diego St.	57	58
198	H	Pepperdine	64	65
250	A	UNLV	66	61
323	H	Seattle U	67	51

Hawai i

Hawai i

Non-Div I Games: Hawai i Pacific 66 51

Hawai i

H
i
g
h
P
o
i
n
t

High Point				Through Games Of Dec. 28, 2018							
Average RPI	Win:	271	WON-LOST	WINNING	LAST 10	STRENGTH OF	OPP. STRENGTH	TEAM	ADJ.	CONF.	ADJ CONF.
Average RPI	Loss:	114	RECORD	PCT. RANK	GAMES	SCHEDULE	OF SCHEDULE	RPI	RPI	RPI	RPI
DIV. I ONLY		4- 4		157	6-4	167	268	189	189	29	29
DIV. I NON-CONF.		4- 4		157	1- 0	168	266	190	190	29	29

TOTALS	RPI 1-25		RPI 26-50		W-L RECORDS	RPI 51-100		RPI 101-150		RPI 150+	
4- 4	0- 1		0- 0		OVERALL	0- 1		0- 1		4- 1	
4- 0	0- 0		0- 0		HOME	0- 0		0- 0		4- 0	
0- 4	0- 1		0- 0		AWAY	0- 1		0- 1		0- 1	
0- 0	0- 0		0- 0		NEUTRAL	0- 0		0- 0		0- 0	
4- 4	0- 1		0- 0		NON-CONFERENCE	0- 1		0- 1		4- 1	
4- 0	0- 0		0- 0		HOME	0- 0		0- 0		4- 0	
0- 4	0- 1		0- 0		AWAY	0- 1		0- 1		0- 1	
0- 0	0- 0		0- 0		NEUTRAL	0- 0		0- 0		0- 0	
0- 0	0- 0		0- 0		CONFERENCE	0- 0		0- 0		0- 0	
0- 0	0- 0		0- 0		HOME	0- 0		0- 0		0- 0	
0- 0	0- 0		0- 0		AWAY	0- 0		0- 0		0- 0	
0- 0	0- 0		0- 0		NEUTRAL	0- 0		0- 0		0- 0	

RPI 1-25				RPI 26-50				RPI 51-100				RPI 101+ Team's RPI: 189			
RPI	S	Opponent	Score	RPI	S	Opponent	Score	RPI	S	Opponent	Score	RPI	S	Opponent	Score
18	A	Kentucky	49 71					92	A	Clemson	64 83	127	A	Miami (OH)	55 68
												180	H	American	66 61
												218	A	Davidson	62 71
												271	H	UNC Greensboro	82 75
												292	H	Norfolk St.	83 51
												340	H	N.C. Central	80 69
LAST 12 Division I GAMES:															
180	H	American	66 61	271	H	UNC Greensboro	82 75	218	A	Davidson	62 71				
292	H	Norfolk St.	83 51	127	A	Miami (OH)	55 68	18	A	Kentucky	49 71				
92	A	Clemson	64 83	340	H	N.C. Central	80 69								

Non-Div I Games: Greensboro 102 50 Mars Hill 86 36

High Point

H
i
g
h
P
o
i
n
t

H
o
f
s
t
r
a

Hofstra			Through Games Of Dec. 28, 2018								
Average RPI	Win:	260	WON-LOST	WINNING	LAST 10	STRENGTH OF	OPP. STRENGTH	TEAM	ADJ.	CONF.	ADJ CONF.
Average RPI	Loss:	162	RECORD	PCT. RANK	GAMES	SCHEDULE	OF SCHEDULE	RPI	RPI	RPI	RPI
DIV. I ONLY			5- 6	178	4-6	267	228	222	222	13	13
DIV. I NON-CONF.			5- 6	177	1- 0	266	228	223	223	13	13

TOTALS		RPI 1-25	RPI 26-50		W-L RECORDS		RPI 51-100	RPI 101-150		RPI 150+	
5- 6		0- 0	0- 0		OVERALL		0- 2	0- 1		5- 3	
1- 2		0- 0	0- 0		HOME		0- 0	0- 0		1- 2	
3- 2		0- 0	0- 0		AWAY		0- 0	0- 1		3- 1	
1- 2		0- 0	0- 0		NEUTRAL		0- 2	0- 0		1- 0	
5- 6		0- 0	0- 0		NON-CONFERENCE		0- 2	0- 1		5- 3	
1- 2		0- 0	0- 0		HOME		0- 0	0- 0		1- 2	
3- 2		0- 0	0- 0		AWAY		0- 0	0- 1		3- 1	
1- 2		0- 0	0- 0		NEUTRAL		0- 2	0- 0		1- 0	
0- 0		0- 0	0- 0		CONFERENCE		0- 0	0- 0		0- 0	
0- 0		0- 0	0- 0		HOME		0- 0	0- 0		0- 0	
0- 0		0- 0	0- 0		AWAY		0- 0	0- 0		0- 0	
0- 0		0- 0	0- 0		NEUTRAL		0- 0	0- 0		0- 0	

H
o
f
s
t
r
a

RPI 1-25				RPI 26-50				RPI 51-100				RPI 101+ Team's RPI: 222			
RPI	S	Opponent	Score	RPI	S	Opponent	Score	RPI	S	Opponent	Score	RPI	S	Opponent	Score
								64	N	Wright St.	64 93	107	A	Stony Brook	49 77
								75	N	Marist	57 71	204	A	Holy Cross	66 72
												226	A	St. Bonaventure	67 59
												234	H	Sacred Heart	64 70
												243	N	Stetson	53 50
												259	H	Iona	74 49
												280	A	UMBC	45 42
												287	H	Columbia	63 65
												294	A	Siena	57 50
LAST 12 Division I GAMES:															
280	A	UMBC	45 42	294	A	Siena	57 50								
204	A	Holy Cross	66 72	226	A	St. Bonaventure	67 59								
234	H	Sacred Heart	64 70	107	A	Stony Brook	49 77								
243	N	Stetson	53 50	287	H	Columbia	63 65								
75	N	Marist	57 71	259	H	Iona	74 49								
64	N	Wright St.	64 93												

Non-Div I Games:

Hofstra

Average RPI Win:	265	WON-LOST	WINNING	LAST 10	STRENGTH OF	OPP. STRENGTH	TEAM	ADJ.	CONF.	ADJ CONF.
Average RPI Loss:	218	RECORD	PCT. RANK	GAMES	SCHEDULE	OF SCHEDULE	RPI	RPI	RPI	RPI

DIV. I ONLY	7- 3	82	7-3	323	240	204	204	25	25
DIV. I NON-CONF.	7- 3	83	1- 0	323	240	204	204	25	25
TOTALS	RPI 1-25	RPI 26-50	W-L RECORDS	RPI 51-100	RPI 101-150	RPI 150+			
7- 3	0- 0	0- 0	OVERALL	0- 1	1- 0	6- 2			
5- 1	0- 0	0- 0	HOME	0- 0	1- 0	4- 1			
2- 2	0- 0	0- 0	AWAY	0- 1	0- 0	2- 1			
0- 0	0- 0	0- 0	NEUTRAL	0- 0	0- 0	0- 0			
7- 3	0- 0	0- 0	NON-CONFERENCE	0- 1	1- 0	6- 2			
5- 1	0- 0	0- 0	HOME	0- 0	1- 0	4- 1			
2- 2	0- 0	0- 0	AWAY	0- 1	0- 0	2- 1			
0- 0	0- 0	0- 0	NEUTRAL	0- 0	0- 0	0- 0			
0- 0	0- 0	0- 0	CONFERENCE	0- 0	0- 0	0- 0			
0- 0	0- 0	0- 0	HOME	0- 0	0- 0	0- 0			
0- 0	0- 0	0- 0	AWAY	0- 0	0- 0	0- 0			
0- 0	0- 0	0- 0	NEUTRAL	0- 0	0- 0	0- 0			

RPI 1-25	RPI 26-50	RPI 51-100	RPI 101+	Team's RPI: 204
RPI S Opponent Score	RPI S Opponent Score	RPI S Opponent Score	RPI S Opponent Score	
		88 A Boston College 63 89	143 H Rhode Island 73 65	
			222 H Hofstra 72 66	
			248 H Rider 71 61	
			263 H Brown 85 89	
			272 H UMass Lowell 63 54	
			304 A New Hampshire 62 74	
			314 A Vermont 65 40	
			316 A Albany (NY) 56 50	
			339 H Manhattan 61 53	
LAST 12 Division I GAMES:				
222 H Hofstra 72 66	339 H Manhattan 61 53	304 A New Hampshire 62 74		
272 H UMass Lowell 63 54	88 A Boston College 63 89	248 H Rider 71 61		
314 A Vermont 65 40				
316 A Albany (NY) 56 50				
143 H Rhode Island 73 65				
263 H Brown 85 89				

Non-Div I Games:

Holy Cross

Average RPI Loss: 81

DIV. I ONLY	5- 7	205	4-6	58	145	120	120	8	8
DIV. I NON-CONF.	5- 7	207	1- 0	58	145	120	120	8	8
TOTALS	RPI 1-25	RPI 26-50	W-L RECORDS	RPI 51-100	RPI 101-150	RPI 150+			
5- 7	0- 1	0- 2	OVERALL	1- 1	0- 2	4- 1			
1- 4	0- 0	0- 2	HOME	1- 1	0- 1	0- 0			
4- 3	0- 1	0- 0	AWAY	0- 0	0- 1	4- 1			
0- 0	0- 0	0- 0	NEUTRAL	0- 0	0- 0	0- 0			
5- 7	0- 1	0- 2	NON-CONFERENCE	1- 1	0- 2	4- 1			
1- 4	0- 0	0- 2	HOME	1- 1	0- 1	0- 0			
4- 3	0- 1	0- 0	AWAY	0- 0	0- 1	4- 1			
0- 0	0- 0	0- 0	NEUTRAL	0- 0	0- 0	0- 0			
0- 0	0- 0	0- 0	CONFERENCE	0- 0	0- 0	0- 0			
0- 0	0- 0	0- 0	HOME	0- 0	0- 0	0- 0			
0- 0	0- 0	0- 0	AWAY	0- 0	0- 0	0- 0			
0- 0	0- 0	0- 0	NEUTRAL	0- 0	0- 0	0- 0			

RPI 1-25					RPI 26-50					RPI 51-100					RPI 101+					Team's RPI: 120	
RPI	S	Opponent	Score		RPI	S	Opponent	Score		RPI	S	Opponent	Score		RPI	S	Opponent	Score			
7	A	Cal i forni a	79	80	26	H	New Mexi co	84	89	62	H	Georgi a Tech	95	89	115	A	FGCU	71	76		
					38	H	Texas A&M	52	68	88	H	Boston Col lege	57	64	136	H	UT Ar lington	61	65		
															158	A	Loui si ana Tech	88	100		
															191	A	George Mason	66	56		
															276	A	ETSU	84	77		
															287	A	Col umbi a	83	72		
															300	A	Incarnate Word	79	60		
LAST 12 Division I GAMES:																					
					115	A	FGCU	71	76	191	A	George Mason	66	56							
					26	H	New Mexi co	84	89	136	H	UT Ar lington	61	65							
					287	A	Col umbi a	83	72	38	H	Texas A&M	52	68							
					88	H	Boston Col lege	57	64	276	A	ETSU	84	77							
					300	A	Incarnate Word	79	60	62	H	Georgi a Tech	95	89							
					158	A	Loui si ana Tech	88	100	7	A	Cal i forni a	79	80							

Houston

Average RPI	Win:	319	WON-LOST	WINNING	LAST 10	STRENGTH OF	OPP. STRENGTH	TEAM	ADJ.	CONF.	ADJ CONF.
Average RPI	Loss:	183	RECORD	PCT. RANK	GAMES	SCHEDULE	OF SCHEDULE	RPI	RPI	RPI	RPI
DIV. I ONLY		1- 5		311	5-5	102	344	291	291	23	23
DIV. I NON-CONF.		1- 5		312	0- 0	102	343	291	291	23	23
<hr/>											
TOTALS	RPI 1-25		RPI 26-50		W-L RECORDS	RPI 51-100		RPI 101-150		RPI 150+	
1- 5	0- 0		0- 0		OVERALL	0- 0		0- 2		1- 3	
1- 1	0- 0		0- 0		HOME	0- 0		0- 1		1- 0	
0- 4	0- 0		0- 0		AWAY	0- 0		0- 1		0- 3	
0- 0	0- 0		0- 0		NEUTRAL	0- 0		0- 0		0- 0	
1- 5	0- 0		0- 0		NON-CONFERENCE	0- 0		0- 2		1- 3	
1- 1	0- 0		0- 0		HOME	0- 0		0- 1		1- 0	
0- 4	0- 0		0- 0		AWAY	0- 0		0- 1		0- 3	
0- 0	0- 0		0- 0		NEUTRAL	0- 0		0- 0		0- 0	
0- 0	0- 0		0- 0		CONFERENCE	0- 0		0- 0		0- 0	
0- 0	0- 0		0- 0		HOME	0- 0		0- 0		0- 0	
0- 0	0- 0		0- 0		AWAY	0- 0		0- 0		0- 0	
0- 0	0- 0		0- 0		NEUTRAL	0- 0		0- 0		0- 0	

RPI 1-25				RPI 26-50				RPI 51-100				RPI 101+				Team's RPI: 291
RPI	S	Opponent	Score	RPI	S	Opponent	Score	RPI	S	Opponent	Score	RPI	S	Opponent	Score	
												109	A	Oklahoma St.	44	77
												126	H	Oral Roberts	56	74
												193	A	Texas Tech	76	82
												232	A	Wichita St.	50	68
												256	A	North Texas	75	100
												319	H	La. -Monroe	68	60
<hr/>																
LAST 12 Division I GAMES:																
193	A	Texas Tech	76	82	319	H	La. -Monroe	68	60	126	H	Oral Roberts	56	74		
232	A	Wichita St.	50	68	109	A	Oklahoma St.	44	77	256	A	North Texas	75	100		

Non-Div I Games: Howard Payne 93 60 Tex. A&M Int'l 81 48 McMurry 92 41 Southwest (NM) 100 57
Houston Baptist

Average RPI Win: 274
Average RPI Loss: 168

WON-LOST
RECORD

WINNING
PCT. RANK

LAST 10
GAMES

STRENGTH OF
SCHEDULE

OPP. STRENGTH
OF SCHEDULE

TEAM
RPI

ADJ.
RPI

CONF.
RPI

ADJ CONF.
RPI

DIV. I ONLY	7- 6	155	5-5	292	248	203	203	32	32
DIV. I NON-CONF.	7- 6	154	0- 1	292	247	203	203	32	32

TOTALS	RPI 1-25	RPI 26-50	W-L RECORDS	RPI 51-100	RPI 101-150	RPI 150+			
7- 6	0- 0	0- 1	OVERALL	0- 1	0- 1	7- 3			
2- 2	0- 0	0- 0	HOME	0- 1	0- 0	2- 1			
5- 4	0- 0	0- 1	AWAY	0- 0	0- 1	5- 2			
0- 0	0- 0	0- 0	NEUTRAL	0- 0	0- 0	0- 0			
7- 6	0- 0	0- 1	NON-CONFERENCE	0- 1	0- 1	7- 3			
2- 2	0- 0	0- 0	HOME	0- 1	0- 0	2- 1			
5- 4	0- 0	0- 1	AWAY	0- 0	0- 1	5- 2			
0- 0	0- 0	0- 0	NEUTRAL	0- 0	0- 0	0- 0			
0- 0	0- 0	0- 0	CONFERENCE	0- 0	0- 0	0- 0			
0- 0	0- 0	0- 0	HOME	0- 0	0- 0	0- 0			
0- 0	0- 0	0- 0	AWAY	0- 0	0- 0	0- 0			
0- 0	0- 0	0- 0	NEUTRAL	0- 0	0- 0	0- 0			

RPI	S	Opponent	Score	RPI	S	Opponent	Score	RPI	S	Opponent	Score	RPI	S	Opponent	Score	Team's RPI: 203
41	A	North Carolina	63 85	98	H	Mercer	70 85	138	A	Cincinnati	51 85	164	A	William & Mary	75 88	
								186	A	Campbell	69 64	191	H	George Mason	73 59	
								252	A	La Salle	57 54	270	A	Richmond	60 67	
								288	A	Niagara	68 61	294	H	Siena	81 86	
								325	A	FIU	89 62	330	H	NJIT	77 57	
								346	A	Fairleigh Dickinson	79 58					
LAST 12 Division I GAMES:																
41	A	North Carolina	63 85	186	A	Campbell	69 64	270	A	Richmond	60 67	288	A	Niagara	68 61	
138	A	Cincinnati	51 85	294	H	Siena	81 86	325	A	FIU	89 62	330	H	NJIT	77 57	
98	H	Mercer	70 85	346	A	Fairleigh Dickinson	79 58									
325	A	FIU	89 62													
164	A	William & Mary	75 88													
330	H	NJIT	77 57													

Non-Div I Games:

Howard

Average RPI Win:	185	WON-LOST	WINNING	LAST 10	STRENGTH OF	OPP. STRENGTH	TEAM	ADJ.	CONF.	ADJ CONF.
Average RPI Loss:	85	RECORD	PCT. RANK	GAMES	SCHEDULE	OF SCHEDULE	RPI	RPI	RPI	RPI
DIV. I ONLY	5- 6	178	4-6	27	201	80	80	16	16	
DIV. I NON-CONF.	5- 5	157	0- 0	28	216	61	61	15	15	

TOTALS	RPI 1-25	RPI 26-50	W-L RECORDS	RPI 51-100	RPI 101-150	RPI 150+				
5- 6	0- 1	0- 0	OVERALL	1- 3	1- 1	3- 1				
1- 3	0- 0	0- 0	HOME	1- 3	0- 0	0- 0				
3- 3	0- 1	0- 0	AWAY	0- 0	0- 1	3- 1				
1- 0	0- 0	0- 0	NEUTRAL	0- 0	1- 0	0- 0				
5- 5	0- 1	0- 0	NON-CONFERENCE	1- 2	1- 1	3- 1				
1- 2	0- 0	0- 0	HOME	1- 2	0- 0	0- 0				
3- 3	0- 1	0- 0	AWAY	0- 0	0- 1	3- 1				
1- 0	0- 0	0- 0	NEUTRAL	0- 0	1- 0	0- 0				
0- 1	0- 0	0- 0	CONFERENCE	0- 1	0- 0	0- 0				
0- 1	0- 0	0- 0	HOME	0- 1	0- 0	0- 0				
0- 0	0- 0	0- 0	AWAY	0- 0	0- 0	0- 0				
0- 0	0- 0	0- 0	NEUTRAL	0- 0	0- 0	0- 0				

RPI	S	Opponent	Score	RPI	S	Opponent	Score	RPI	S	Opponent	Score	RPI	S	Opponent	Score
12	A	Iowa	58 72					64	H	Wright St.	75 78	124	N	VCU	63 61
								72	H	Ohio	66 73	131	A	Southern Ill.	73 78
								74	H	UNI	40 53	156	A	Wisconsin	64 65
								83	H	UT Martin	73 72	179	A	Indiana St.	64 59
												254	A	Ole Miss	66 58
												286	A	UTSA	58 50

LAST 12 Division I GAMES:															
64	H	Wright St.	75 78	179	A	Indiana St.	64 59	74	H	UNI	40 53	124	N	VCU	63 61
131	A	Southern Ill.	73 78	74	H	UNI	40 53	124	N	VCU	63 61	286	A	UTSA	58 50
72	H	Ohio	66 73	124	N	VCU	63 61	156	A	Wisconsin	64 65	83	H	UT Martin	73 72
12	A	Iowa	58 72	286	A	UTSA	58 50								
254	A	Ole Miss	66 58												

Non-Div I Games: Purdue Northwest 101 40

IUPUI

Average RPI	Win:	202	WON-LOST	WINNING	LAST 10	STRENGTH OF	OPP. STRENGTH	TEAM	ADJ.	CONF.	ADJ CONF.
Average RPI	Loss:	108	RECORD	PCT. RANK	GAMES	SCHEDULE	OF SCHEDULE	RPI	RPI	RPI	RPI
DIV. I ONLY		3- 6		238	3-6	46	154	137	137	11	11
DIV. I NON-CONF.		3- 6		239	0- 1	47	153	137	137	11	11

TOTALS	RPI 1-25		RPI 26-50		W-L RECORDS	RPI 51-100		RPI 101-150		RPI 150+	
3- 6	0- 2		0- 1		OVERALL	0- 1		1- 0		2- 2	
2- 0	0- 0		0- 0		HOME	0- 0		1- 0		1- 0	
1- 5	0- 2		0- 1		AWAY	0- 0		0- 0		1- 2	
0- 1	0- 0		0- 0		NEUTRAL	0- 1		0- 0		0- 0	
3- 6	0- 2		0- 1		NON-CONFERENCE	0- 1		1- 0		2- 2	
2- 0	0- 0		0- 0		HOME	0- 0		1- 0		1- 0	
1- 5	0- 2		0- 1		AWAY	0- 0		0- 0		1- 2	
0- 1	0- 0		0- 0		NEUTRAL	0- 1		0- 0		0- 0	
0- 0	0- 0		0- 0		CONFERENCE	0- 0		0- 0		0- 0	
0- 0	0- 0		0- 0		HOME	0- 0		0- 0		0- 0	
0- 0	0- 0		0- 0		AWAY	0- 0		0- 0		0- 0	
0- 0	0- 0		0- 0		NEUTRAL	0- 0		0- 0		0- 0	

RPI 1-25				RPI 26-50				RPI 51-100				RPI 101+ Team's RPI: 137			
RPI	S	Opponent	Score	RPI	S	Opponent	Score	RPI	S	Opponent	Score	RPI	S	Opponent	Score
4	A	Stanford	71 115	44	A	Wyomi ng	61 64	78	N	Boi se St.	85 91	146	H	CSUN	88 73
16	A	Gonzaga	51 88									193	A	Texas Tech	88 77
												242	A	Long Beach St.	63 70
												265	A	Hawai i	61 69
												268	H	San Franci sco	70 63

LAST 12 Di vi si on I GAMES:															
16	A	Gonzaga	51 88	78	N	Boi se St.	85 91	193	A	Texas Tech	88 77	4	A	Stanford	71 115
44	A	Wyomi ng	61 64									146	H	CSUN	88 73
265	A	Hawai i	61 69												
268	H	San Franci sco	70 63												
242	A	Long Beach St.	63 70												

Non-Di v I Games:

Idaho

Average RPI Win: 242

Average RPI Loss: 67

WON-LOST
RECORDWINNING
PCT. RANKLAST 10
GAMESSTRENGTH OF
SCHEDULEOPP. STRENGTH
OF SCHEDULETEAM
RPIADJ.
RPICONF.
RPIADJ CONF.
RPIDIV. I ONLY
DIV. I NON-CONF.4- 4
4- 4157
1575-4
1- 020
20319
31959
5959
5911
1111
11

TOTALS

RPI 1-25

RPI 26-50

W-L RECORDS

RPI 51-100

RPI 101-150

RPI 150+

4- 4 0- 1
2- 0 0- 0
1- 3 0- 1
1- 1 0- 00- 0
0- 0
0- 0
0- 0OVERALL
HOME
AWAY
NEUTRAL0- 2
0- 0
0- 1
0- 10- 1
0- 0
0- 1
0- 04- 0
2- 0
1- 0
1- 04- 4 0- 1
2- 0 0- 0
1- 3 0- 1
1- 1 0- 00- 0
0- 0
0- 0
0- 0NON-CONFERENCE
HOME
AWAY
NEUTRAL0- 2
0- 0
0- 1
0- 10- 1
0- 0
0- 1
0- 04- 0
2- 0
1- 0
1- 00- 0 0- 0
0- 0 0- 0
0- 0 0- 0
0- 0 0- 00- 0
0- 0
0- 0
0- 0CONFERENCE
HOME
AWAY
NEUTRAL0- 0
0- 0
0- 0
0- 00- 0
0- 0
0- 0
0- 00- 0
0- 0
0- 0
0- 0

RPI 1-25

RPI 26-50

RPI 51-100

Team's RPI: 59

RPI 101+

RPI S Opponent Score
16 A Gonzaga 51 70

RPI S Opponent Score

RPI S Opponent Score
62 N Georgi a Tech 51 74
86 A Utah 60 74RPI S Opponent Score
103 A Ari zona 46 71
198 H Pepperdi ne 65 63
235 N Kennesaw St. 60 49
266 A Cal i forn i a Bapti st 72 57
269 H Utah Valley 80 68

LAST 12 Division I GAMES:

62 N	Georgi a Tech	51	74	198 H	Pepperdi ne	65	63
235 N	Kennesaw St.	60	49	269 H	Utah Valley	80	68
86 A	Utah	60	74				
16 A	Gonzaga	51	70				
103 A	Ari zona	46	71				
266 A	Cal i forn i a Bapti st	72	57				

Non-Div I Games: Benedictine Mesa 88 51

Idaho St.

Average RPI Win:	258	WON-LOST	WINNING	LAST 10	STRENGTH OF	OPP. STRENGTH	TEAM	ADJ.	CONF.	ADJ CONF.
Average RPI Loss:	95	RECORD	PCT. RANK	GAMES	SCHEDULE	OF SCHEDULE	RPI	RPI	RPI	RPI
DIV. I ONLY	8- 4	95	6-4	178	244	169	169	3	3	
DIV. I NON-CONF.	8- 3	69	0- 0	242	261	165	165	4	4	

TOTALS	RPI 1-25	RPI 26-50	W-L RECORDS	RPI 51-100	RPI 101-150	RPI 150+				
8- 4	0- 1	0- 0	OVERALL	0- 2	0- 0	8- 1				
7- 2	0- 1	0- 0	HOME	0- 1	0- 0	7- 0				
1- 1	0- 0	0- 0	AWAY	0- 1	0- 0	1- 0				
0- 1	0- 0	0- 0	NEUTRAL	0- 0	0- 0	0- 1				
8- 3	0- 0	0- 0	NON-CONFERENCE	0- 2	0- 0	8- 1				
7- 1	0- 0	0- 0	HOME	0- 1	0- 0	7- 0				
1- 1	0- 0	0- 0	AWAY	0- 1	0- 0	1- 0				
0- 1	0- 0	0- 0	NEUTRAL	0- 0	0- 0	0- 1				
0- 1	0- 1	0- 0	CONFERENCE	0- 0	0- 0	0- 0				
0- 1	0- 1	0- 0	HOME	0- 0	0- 0	0- 0				
0- 0	0- 0	0- 0	AWAY	0- 0	0- 0	0- 0				
0- 0	0- 0	0- 0	NEUTRAL	0- 0	0- 0	0- 0				

RPI	S	Opponent	Score	RPI	S	Opponent	Score	RPI	S	Opponent	Score	RPI	S	Opponent	Score	Team's RPI: 169
15	H	Indiana	83 85					55	H	Missouri	45 67	179	H	Indiana St.	75 57	
								92	A	Clemson	67 69	216	N	Sacramento St.	107 109	
												228	H	Eastern Mi ch.	72 66	
												241	H	Alabama A&M	88 60	
												249	H	Murray St.	84 52	
												264	H	SIUE	74 57	
												287	H	Col umbi a	76 69	
												307	H	Val parai so	73 54	
												308	A	Cal Poly	74 51	
LAST 12 Division I GAMES:																
92	A	Clemson	67 69	15	H	Indiana	83 85	55	H	Missouri	45 67	264	H	SIUE	74 57	
216	N	Sacramento St.	107 109	55	H	Missouri	45 67	249	H	Murray St.	84 52	179	H	Indiana St.	75 57	
308	A	Cal Poly	74 51	264	H	SIUE	74 57	228	H	Eastern Mi ch.	72 66					
287	H	Col umbi a	76 69													
307	H	Val parai so	73 54													
241	H	Alabama A&M	88 60													

Non-Div I Games:

Illinois

Average RPI Win:	261	WON-LOST	WINNING	LAST 10	STRENGTH OF	OPP. STRENGTH	TEAM	ADJ.	CONF.	ADJ CONF.
Average RPI Loss:	192	RECORD	PCT. RANK	GAMES	SCHEDULE	OF SCHEDULE	RPI	RPI	RPI	RPI

DIV. I ONLY	5- 4	140	6-4	327	237	238	238	14	14
DIV. I NON-CONF.	5- 4	139	1- 0	327	237	238	238	14	14

TOTALS	RPI 1-25	RPI 26-50	W-L RECORDS	RPI 51-100	RPI 101-150	RPI 150+			
5- 4	0- 0	0- 1	OVERALL	0- 0	0- 0	5- 3			
4- 0	0- 0	0- 0	HOME	0- 0	0- 0	4- 0			
1- 4	0- 0	0- 1	AWAY	0- 0	0- 0	1- 3			
0- 0	0- 0	0- 0	NEUTRAL	0- 0	0- 0	0- 0			
5- 4	0- 0	0- 1	NON-CONFERENCE	0- 0	0- 0	5- 3			
4- 0	0- 0	0- 0	HOME	0- 0	0- 0	4- 0			
1- 4	0- 0	0- 1	AWAY	0- 0	0- 0	1- 3			
0- 0	0- 0	0- 0	NEUTRAL	0- 0	0- 0	0- 0			
0- 0	0- 0	0- 0	CONFERENCE	0- 0	0- 0	0- 0			
0- 0	0- 0	0- 0	HOME	0- 0	0- 0	0- 0			
0- 0	0- 0	0- 0	AWAY	0- 0	0- 0	0- 0			
0- 0	0- 0	0- 0	NEUTRAL	0- 0	0- 0	0- 0			

RPI	S	Opponent	Score	RPI	S	Opponent	Score	RPI	S	Opponent	Score	RPI	S	Opponent	Score
				37	A	Butler	56 58					185	H	North Dakota	67 55
												224	H	Saint Louis	72 67
												228	A	Eastern Mi ch.	41 50
												237	A	Cleveland St.	63 67
												258	H	Oakland	62 56
												264	A	SIUE	61 68
												295	A	Northern Ky.	58 53
												345	H	Austin Peay	61 49
Team's RPI: 238															

LAST 12 Division I GAMES:															
228	A	Eastern Mi ch.	41 50	224	H	Saint Louis	72 67								
185	H	North Dakota	67 55	295	A	Northern Ky.	58 53								
264	A	SIUE	61 68	345	H	Austin Peay	61 49								
				258	H	Oakland	62 56								
				37	A	Butler	56 58								
				237	A	Cleveland St.	63 67								

Non-Div I Games: Maryville (MO) 61 52

Illinois St.

Average RPI Win:	0	WON-LOST	WINNING	LAST 10	STRENGTH OF	OPP. STRENGTH	TEAM	ADJ.	CONF.	ADJ CONF.
Average RPI Loss:	151	RECORD	PCT. RANK	GAMES	SCHEDULE	OF SCHEDULE	RPI	RPI	RPI	RPI
DIV. I ONLY	0- 10	335	0-10	78	225	300	300	23	23	
DIV. I NON-CONF.	0- 10	334	0- 1	78	225	299	299	23	23	

TOTALS	RPI 1-25	RPI 26-50	W-L RECORDS	RPI 51-100	RPI 101-150	RPI 150+				
0- 10	0- 3	0- 0	OVERALL	0- 0	0- 3	0- 4				
0- 3	0- 0	0- 0	HOME	0- 0	0- 2	0- 1				
0- 7	0- 3	0- 0	AWAY	0- 0	0- 1	0- 3				
0- 0	0- 0	0- 0	NEUTRAL	0- 0	0- 0	0- 0				
0- 10	0- 3	0- 0	NON-CONFERENCE	0- 0	0- 3	0- 4				
0- 3	0- 0	0- 0	HOME	0- 0	0- 2	0- 1				
0- 7	0- 3	0- 0	AWAY	0- 0	0- 1	0- 3				
0- 0	0- 0	0- 0	NEUTRAL	0- 0	0- 0	0- 0				
0- 0	0- 0	0- 0	CONFERENCE	0- 0	0- 0	0- 0				
0- 0	0- 0	0- 0	HOME	0- 0	0- 0	0- 0				
0- 0	0- 0	0- 0	AWAY	0- 0	0- 0	0- 0				
0- 0	0- 0	0- 0	NEUTRAL	0- 0	0- 0	0- 0				

RPI 1-25				RPI 26-50				RPI 51-100				RPI 101+ Team's RPI: 300			
RPI	S	Opponent	Score	RPI	S	Opponent	Score	RPI	S	Opponent	Score	RPI	S	Opponent	Score
14	A	South Dakota	43 96									103	A	Arizona	42 84
21	A	Arizona St.	43 81									120	H	Houston	60 79
22	A	Minnesota	39 75									136	H	UT Arlington	49 97
												196	A	San Diego St.	38 81
												240	A	Massachusetts	59 71
												313	H	Weber St.	64 72
												342	A	Grand Canyon	63 74

LAST 12 Division I GAMES:															
240	A	Massachusetts	59 71	103	A	Arizona	42 84								
22	A	Minnesota	39 75	313	H	Weber St.	64 72								
136	H	UT Arlington	49 97	196	A	San Diego St.	38 81								
21	A	Arizona St.	43 81	120	H	Houston	60 79								
				14	A	South Dakota	43 96								
				342	A	Grand Canyon	63 74								

Non-Div I Games:

Incarnate Word

Indiana				Through Games Of Dec. 28, 2018							
Average RPI	Win:	142	WON-LOST	WINNING	LAST 10	STRENGTH OF	OPP. STRENGTH	TEAM	ADJ.	CONF.	ADJ CONF.
Average RPI	Loss:	121	RECORD	PCT. RANK	GAMES	SCHEDULE	OF SCHEDULE	RPI	RPI	RPI	RPI
DIV. I ONLY		12- 1	10	9-1	107	31	15	15	3	3	
DIV. I NON-CONF.		11- 1	11	0- 0	139	26	16	16	4	4	

TOTALS	RPI 1-25		RPI 26-50		W-L RECORDS	RPI 51-100		RPI 101-150		RPI 150+	
12- 1	1- 0		1- 0		OVERALL	2- 0		2- 1		6- 0	
6- 0	0- 0		1- 0		HOME	0- 0		1- 0		4- 0	
5- 0	0- 0		0- 0		AWAY	2- 0		1- 0		2- 0	
1- 1	1- 0		0- 0		NEUTRAL	0- 0		0- 1		0- 0	
11- 1	1- 0		1- 0		NON-CONFERENCE	2- 0		2- 1		5- 0	
6- 0	0- 0		1- 0		HOME	0- 0		1- 0		4- 0	
4- 0	0- 0		0- 0		AWAY	2- 0		1- 0		1- 0	
1- 1	1- 0		0- 0		NEUTRAL	0- 0		0- 1		0- 0	
1- 0	0- 0		0- 0		CONFERENCE	0- 0		0- 0		1- 0	
0- 0	0- 0		0- 0		HOME	0- 0		0- 0		0- 0	
1- 0	0- 0		0- 0		AWAY	0- 0		0- 0		1- 0	
0- 0	0- 0		0- 0		NEUTRAL	0- 0		0- 0		0- 0	

Average RPI Win:	285	WON-LOST	WINNING	LAST 10	STRENGTH OF	OPP. STRENGTH	TEAM	ADJ.	CONF.	ADJ CONF.
Average RPI Loss:	118	RECORD	PCT. RANK	GAMES	SCHEDULE	OF SCHEDULE	RPI	RPI	RPI	RPI
DIV. I ONLY	5- 5	157	5-5	238	219	179	179	14	14	
DIV. I NON-CONF.	5- 5	157	0- 1	237	218	179	179	14	14	

TOTALS	RPI 1-25	RPI 26-50	W-L RECORDS	RPI 51-100	RPI 101-150	RPI 150+				
5- 5	0- 0	0- 1	OVERALL	0- 2	0- 0	5- 2				
1- 1	0- 0	0- 0	HOME	0- 1	0- 0	1- 0				
4- 3	0- 0	0- 1	AWAY	0- 0	0- 0	4- 2				
0- 1	0- 0	0- 0	NEUTRAL	0- 1	0- 0	0- 0				
5- 5	0- 0	0- 1	NON-CONFERENCE	0- 2	0- 0	5- 2				
1- 1	0- 0	0- 0	HOME	0- 1	0- 0	1- 0				
4- 3	0- 0	0- 1	AWAY	0- 0	0- 0	4- 2				
0- 1	0- 0	0- 0	NEUTRAL	0- 1	0- 0	0- 0				
0- 0	0- 0	0- 0	CONFERENCE	0- 0	0- 0	0- 0				
0- 0	0- 0	0- 0	HOME	0- 0	0- 0	0- 0				
0- 0	0- 0	0- 0	AWAY	0- 0	0- 0	0- 0				
0- 0	0- 0	0- 0	NEUTRAL	0- 0	0- 0	0- 0				

RPI 1-25				RPI 26-50				RPI 51-100				RPI 101+				Team's RPI: 179	
RPI	S	Opponent	Score	RPI	S	Opponent	Score	RPI	S	Opponent	Score	RPI	S	Opponent	Score		
				37	A	Butler	49 72										
								80	H	IUPUI	59 64	169	A	Illinois	57 75		
								96	N	UC Irvine	61 77	208	A	Eastern Ill.	39 63		
												221	A	Southeast Mo. St.	62 51		
												224	A	Saint Louis	60 56		
												309	A	Marshall	62 53		
												331	H	UIC	60 53		
												342	A	Grand Canyon	88 81		
LAST 12 Division I GAMES:																	
				208	A	Eastern Ill.	39 63					221	A	Southeast Mo. St.	62 51		
				37	A	Butler	49 72					96	N	UC Irvine	61 77		
				331	H	UIC	60 53					342	A	Grand Canyon	88 81		
				169	A	Illinois	57 75					224	A	Saint Louis	60 56		
				80	H	IUPUI	59 64					309	A	Marshall	62 53		

Non-Div I Games:

Indiana St.

Average RPI Win:	217	WON-LOST	WINNING	LAST 10	STRENGTH OF	OPP. STRENGTH	TEAM	ADJ.	CONF.	ADJ CONF.
Average RPI Loss:	105	RECORD	PCT. RANK	GAMES	SCHEDULE	OF SCHEDULE	RPI	RPI	RPI	RPI
DIV. I ONLY	1- 10	332	1-9	42	198	259	259	28	28	
DIV. I NON-CONF.	1- 10	332	0- 1	43	197	258	258	28	28	

TOTALS	RPI 1-25	RPI 26-50	W-L RECORDS	RPI 51-100	RPI 101-150	RPI 150+				
1- 10	0- 0	0- 2	OVERALL	0- 4	0- 2	1- 2				
1- 5	0- 0	0- 0	HOME	0- 3	0- 2	1- 0				
0- 5	0- 0	0- 2	AWAY	0- 1	0- 0	0- 2				
0- 0	0- 0	0- 0	NEUTRAL	0- 0	0- 0	0- 0				
1- 10	0- 0	0- 2	NON-CONFERENCE	0- 4	0- 2	1- 2				
1- 5	0- 0	0- 0	HOME	0- 3	0- 2	1- 0				
0- 5	0- 0	0- 2	AWAY	0- 1	0- 0	0- 2				
0- 0	0- 0	0- 0	NEUTRAL	0- 0	0- 0	0- 0				
0- 0	0- 0	0- 0	CONFERENCE	0- 0	0- 0	0- 0				
0- 0	0- 0	0- 0	HOME	0- 0	0- 0	0- 0				
0- 0	0- 0	0- 0	AWAY	0- 0	0- 0	0- 0				
0- 0	0- 0	0- 0	NEUTRAL	0- 0	0- 0	0- 0				

RPI	S	Opponent	Score	RPI	S	Opponent	Score	RPI	S	Opponent	Score	RPI	S	Opponent	Score	Team's RPI: 259
35	A	Kansas	44 75	58	H	Central Mich.	39 82	107	H	Stony Brook	51 53	144	H	Fordham	40 57	
47	A	Bucknell	43 81	70	H	St. John's (NY)	35 61	212	A	Temple	39 59	217	H	George Washington	52 43	
				71	A	Toledo	38 84	222	A	Hofstra	49 74					
				79	H	Penn	43 66									
LAST 12 Division I GAMES:																
107	H	Stony Brook	51 53	144	H	Fordham	40 57									
79	H	Penn	43 66	217	H	George Washington	52 43									
212	A	Temple	39 59	71	A	Toledo	38 84									
47	A	Bucknell	43 81	70	H	St. John's (NY)	35 61									
58	H	Central Mich.	39 82	222	A	Hofstra	49 74									
35	A	Kansas	44 75													

Non-Div I Games:

Iona

Average RPI Win:	144	WON-LOST	WINNING	LAST 10	STRENGTH OF	OPP. STRENGTH	TEAM	ADJ.	CONF.	ADJ CONF.
Average RPI Loss:	12	RECORD	PCT. RANK	GAMES	SCHEDULE	OF SCHEDULE	RPI	RPI	RPI	RPI
DIV. I ONLY	9- 2	41	8-2	36	33	12	12	3	3	
DIV. I NON-CONF.	9- 2	41	0- 1	38	34	12	12	4	4	

TOTALS	RPI 1-25	RPI 26-50	W-L RECORDS	RPI 51-100	RPI 101-150	RPI 150+				
9- 2	2- 2	0- 0	OVERALL	2- 0	1- 0	4- 0				
6- 0	1- 0	0- 0	HOME	2- 0	1- 0	2- 0				
2- 1	1- 1	0- 0	AWAY	0- 0	0- 0	1- 0				
1- 1	0- 1	0- 0	NEUTRAL	0- 0	0- 0	1- 0				
9- 2	2- 2	0- 0	NON-CONFERENCE	2- 0	1- 0	4- 0				
6- 0	1- 0	0- 0	HOME	2- 0	1- 0	2- 0				
2- 1	1- 1	0- 0	AWAY	0- 0	0- 0	1- 0				
1- 1	0- 1	0- 0	NEUTRAL	0- 0	0- 0	1- 0				
0- 0	0- 0	0- 0	CONFERENCE	0- 0	0- 0	0- 0				
0- 0	0- 0	0- 0	HOME	0- 0	0- 0	0- 0				
0- 0	0- 0	0- 0	AWAY	0- 0	0- 0	0- 0				
0- 0	0- 0	0- 0	NEUTRAL	0- 0	0- 0	0- 0				

RPI	S	Opponent	Score	RPI	S	Opponent	Score	RPI	S	Opponent	Score	RPI	S	Opponent	Score
1	A	Notre Dame	71 105					74	H	UNI	83 57	126	H	Oral Roberts	90 77
9	H	Iowa St.	73 70					80	H	IUPUI	72 58	160	A	Western Ky.	104 67
11	A	Drake	91 82									194	N	West Virginia	84 81
23	N	Florida St.	67 71									302	H	Robert Morris	92 63
												340	H	N.C. Central	106 39

LAST 12 Division I GAMES:															
74	H	UNI	83 57	23	N	Florida St.	67 71	11	A	Drake	91 82	340	H	N.C. Central	106 39
80	H	IUPUI	72 58					160	A	Western Ky.	104 67	126	H	Oral Roberts	90 77
9	H	Iowa St.	73 70												
302	H	Robert Morris	92 63												
1	A	Notre Dame	71 105												
194	N	West Virginia	84 81												

Non-Div I Games:

Iowa

Average RPI	Win: 122	WON-LOST	WINNING	LAST 10	STRENGTH OF	OPP. STRENGTH	TEAM	ADJ.	CONF.	ADJ CONF.
Average RPI	Loss: 13	RECORD	PCT. RANK	GAMES	SCHEDULE	OF SCHEDULE	RPI	RPI	RPI	RPI
DIV. I ONLY	9- 2	41	8-2	16	77	9	9	5	5	
DIV. I NON-CONF.	9- 2	41	3- 0	17	77	9	9	5	5	

TOTALS	RPI 1-25	RPI 26-50	W-L RECORDS	RPI 51-100	RPI 101-150	RPI 150+				
9- 2	3- 2	1- 0	OVERALL	0- 0	1- 0	4- 0				
8- 0	3- 0	1- 0	HOME	0- 0	1- 0	3- 0				
0- 2	0- 2	0- 0	AWAY	0- 0	0- 0	0- 0				
1- 0	0- 0	0- 0	NEUTRAL	0- 0	0- 0	1- 0				
9- 2	3- 2	1- 0	NON-CONFERENCE	0- 0	1- 0	4- 0				
8- 0	3- 0	1- 0	HOME	0- 0	1- 0	3- 0				
0- 2	0- 2	0- 0	AWAY	0- 0	0- 0	0- 0				
1- 0	0- 0	0- 0	NEUTRAL	0- 0	0- 0	1- 0				
0- 0	0- 0	0- 0	CONFERENCE	0- 0	0- 0	0- 0				
0- 0	0- 0	0- 0	HOME	0- 0	0- 0	0- 0				
0- 0	0- 0	0- 0	AWAY	0- 0	0- 0	0- 0				
0- 0	0- 0	0- 0	NEUTRAL	0- 0	0- 0	0- 0				

RPI	S	Opponent	Score	RPI	S	Opponent	Score	RPI	S	Opponent	Score	RPI	S	Opponent	Score
11	H	Drake	86 81	50	H	Arkansas	91 82					111	H	Northern Ill.	70 60
12	A	Iowa	70 73									176	H	Prairie View	94 46
14	A	South Dakota	59 64									185	H	North Dakota	87 35
20	H	Auburn	67 64									228	N	Eastern Mich.	85 59
25	H	Miami (FL)	75 52									288	H	Niagara	95 35

LAST 12 Division I GAMES:															
176	H	Prairie View	94 46	111	H	Northern Ill.	70 60								
11	H	Drake	86 81	20	H	Auburn	67 64								
185	H	North Dakota	87 35	25	H	Miami (FL)	75 52								
12	A	Iowa	70 73	228	N	Eastern Mich.	85 59								
50	H	Arkansas	91 82	288	H	Niagara	95 35								
14	A	South Dakota	59 64												

Non-Div I Games:

Iowa St.

Average RPI Win:	303	WON-LOST	WINNING	LAST 10	STRENGTH OF	OPP. STRENGTH	TEAM	ADJ.	CONF.	ADJ CONF.
Average RPI Loss:	195	RECORD	PCT. RANK	GAMES	SCHEDULE	OF SCHEDULE	RPI	RPI	RPI	RPI
DIV. I ONLY	2- 6	270	4-6	260	328	311	311	26	26	
DIV. I NON-CONF.	2- 6	270	1- 0	260	326	310	310	26	26	

TOTALS	RPI 1-25	RPI 26-50	W-L RECORDS	RPI 51-100	RPI 101-150	RPI 150+				
2- 6	0- 1	0- 0	OVERALL	0- 0	0- 1	2- 4				
1- 1	0- 0	0- 0	HOME	0- 0	0- 0	1- 1				
0- 4	0- 1	0- 0	AWAY	0- 0	0- 1	0- 2				
1- 1	0- 0	0- 0	NEUTRAL	0- 0	0- 0	1- 1				
2- 6	0- 1	0- 0	NON-CONFERENCE	0- 0	0- 1	2- 4				
1- 1	0- 0	0- 0	HOME	0- 0	0- 0	1- 1				
0- 4	0- 1	0- 0	AWAY	0- 0	0- 1	0- 2				
1- 1	0- 0	0- 0	NEUTRAL	0- 0	0- 0	1- 1				
0- 0	0- 0	0- 0	CONFERENCE	0- 0	0- 0	0- 0				
0- 0	0- 0	0- 0	HOME	0- 0	0- 0	0- 0				
0- 0	0- 0	0- 0	AWAY	0- 0	0- 0	0- 0				
0- 0	0- 0	0- 0	NEUTRAL	0- 0	0- 0	0- 0				

RPI 1-25				RPI 26-50				RPI 51-100				RPI 101+				Team's RPI: 311
RPI	S	Opponent	Score	RPI	S	Opponent	Score	RPI	S	Opponent	Score	RPI	S	Opponent	Score	
13	A	Mississippi St.	38 105									136	A	UT Arlington	63 99	
												200	N	Akron	57 74	
												205	H	Southeastern La.	45 50	
												274	H	Central Ark.	65 56	
												281	A	Memphis	67 68	
												331	N	UIC	72 57	
												332	A	Louisiana	61 68	
LAST 12 Division I GAMES:																
332	A	Louisiana	61 68	331	N	UIC	72 57									
274	H	Central Ark.	65 56	200	N	Akron	57 74									
136	A	UT Arlington	63 99	205	H	Southeastern La.	45 50									
281	A	Memphis	67 68	13	A	Mississippi St.	38 105									

Non-Div I Games: Spring Hill 105 57 Millsaps 88 38

Jackson St.

Average RPI Win:	347	WON-LOST	WINNING	LAST 10	STRENGTH OF	OPP. STRENGTH	TEAM	ADJ.	CONF.	ADJ CONF.
Average RPI Loss:	109	RECORD	PCT. RANK	GAMES	SCHEDULE	OF SCHEDULE	RPI	RPI	RPI	RPI
DIV. I ONLY	2- 6	270	4-6	205	211	247	247	27	27	
DIV. I NON-CONF.	2- 6	270	0- 1	204	209	247	247	27	27	

TOTALS	RPI 1-25	RPI 26-50	W-L RECORDS	RPI 51-100	RPI 101-150	RPI 150+				
2- 6	0- 2	0- 1	OVERALL	0- 0	0- 1	2- 2				
0- 1	0- 0	0- 0	HOME	0- 0	0- 0	0- 1				
2- 3	0- 1	0- 1	AWAY	0- 0	0- 1	2- 0				
0- 2	0- 1	0- 0	NEUTRAL	0- 0	0- 0	0- 1				
2- 6	0- 2	0- 1	NON-CONFERENCE	0- 0	0- 1	2- 2				
0- 1	0- 0	0- 0	HOME	0- 0	0- 0	0- 1				
2- 3	0- 1	0- 1	AWAY	0- 0	0- 1	2- 0				
0- 2	0- 1	0- 0	NEUTRAL	0- 0	0- 0	0- 1				
0- 0	0- 0	0- 0	CONFERENCE	0- 0	0- 0	0- 0				
0- 0	0- 0	0- 0	HOME	0- 0	0- 0	0- 0				
0- 0	0- 0	0- 0	AWAY	0- 0	0- 0	0- 0				
0- 0	0- 0	0- 0	NEUTRAL	0- 0	0- 0	0- 0				

RPI 1-25				RPI 26-50				RPI 51-100				RPI 101+ Team's RPI: 247			
RPI	S	Opponent	Score	RPI	S	Opponent	Score	RPI	S	Opponent	Score	RPI	S	Opponent	Score
23	A	Florida St.	46 79	38	A	Texas A&M	53 73					106	A	Penn St.	61 80
24	N	Old Dominion	76 78									219	H	Bethune-Cookman	56 58
												241	N	Alabama A&M	60 65
												344	A	Savannah St.	68 58
												349	A	Charleston So.	68 58

LAST 12 Division I GAMES:															
241	N	Alabama A&M	60 65	219	H	Bethune-Cookman	56 58	349	A	Charleston So.	68 58	24	N	Old Dominion	76 78
106	A	Penn St.	61 80									344	A	Savannah St.	68 58
												23	A	Florida St.	46 79
												38	A	Texas A&M	53 73

Non-Div I Games: Webber Int'l 73 39 Edward Waters 100 48 Warner 105 55

Jacksonville

Average RPI Win: 264				WON-LOST RECORD		WINNING PCT. RANK		LAST 10 GAMES		STRENGTH OF SCHEDULE		OPP. STRENGTH OF SCHEDULE		TEAM RPI		ADJ. RPI		CONF. RPI		ADJ. CONF. RPI	
Average RPI Loss: 142																					
DIV. I ONLY				5- 4		140		6-4		200		276		163		163		21		21	
DIV. I NON-CONF.				5- 4		139		0- 1		199		274		162		162		21		21	
TOTALS				RPI 1-25		RPI 26-50		W-L RECORDS		RPI 51-100		RPI 101-150		RPI 150+							
5- 4				0- 0		0- 0		OVERALL		0- 0		0- 3		5- 1							
1- 1				0- 0		0- 0		HOME		0- 0		0- 1		1- 0							
4- 1				0- 0		0- 0		AWAY		0- 0		0- 0		4- 1							
0- 2				0- 0		0- 0		NEUTRAL		0- 0		0- 2		0- 0							
5- 4				0- 0		0- 0		NON-CONFERENCE		0- 0		0- 3		5- 1							
1- 1				0- 0		0- 0		HOME		0- 0		0- 1		1- 0							
4- 1				0- 0		0- 0		AWAY		0- 0		0- 0		4- 1							
0- 2				0- 0		0- 0		NEUTRAL		0- 0		0- 2		0- 0							
0- 0				0- 0		0- 0		CONFERENCE		0- 0		0- 0		0- 0							
0- 0				0- 0		0- 0		HOME		0- 0		0- 0		0- 0							
0- 0				0- 0		0- 0		AWAY		0- 0		0- 0		0- 0							
0- 0				0- 0		0- 0		NEUTRAL		0- 0		0- 0		0- 0							

RPI 1-25				RPI 26-50				RPI 51-100				RPI 101+				Team's RPI: 163	
RPI	S	Opponent	Score	RPI	S	Opponent	Score	RPI	S	Opponent	Score	RPI	S	Opponent	Score		
												113	N	Harvard	62	69	
												127	H	Miami (OH)	41	58	
												134	N	Washington St.	51	64	
												177	H	Georgia St.	61	56	
												193	A	Texas Tech	58	71	
												241	A	Alabama A&M	55	48	
												254	A	Ole Miss	60	49	
												318	A	Lipscomb	58	46	
												329	A	Florida A&M	62	31	
LAST 12 Division I GAMES:																	
				134	N	Washington St.	51	64	318	A	Lipscomb	58	46				
				127	H	Miami (OH)	41	58	193	A	Texas Tech	58	71				
				177	H	Georgia St.	61	56	329	A	Florida A&M	62	31				
				241	A	Alabama A&M	55	48									
				254	A	Ole Miss	60	49									
				113	N	Harvard	62	69									

Non-Div I Games:	Montevallo	84	52
------------------	------------	----	----

Jacksonville St.

■ Loss, ■ Non-Conf, S Site, H Home A Away N Neutral

Average RPI	Win:	194	WON-LOST	WINNING	LAST 10	STRENGTH OF	OPP. STRENGTH	TEAM	ADJ.	CONF.	ADJ CONF.
Average RPI	Loss:	109	RECORD	PCT. RANK	GAMES	SCHEDULE	OF SCHEDULE	RPI	RPI	RPI	RPI
DIV. I ONLY		7- 3		82	7-3	227	91	91	91	13	13
DIV. I NON-CONF.		7- 3		83	1- 0	225	92	90	90	13	13
<hr/>											
TOTALS	RPI 1-25		RPI 26-50		W-L RECORDS	RPI 51-100		RPI 101-150		RPI 150+	
7- 3	0- 0		0- 1		OVERALL	2- 1		1- 0		4- 1	
5- 0	0- 0		0- 0		HOME	2- 0		1- 0		2- 0	
2- 3	0- 0		0- 1		AWAY	0- 1		0- 0		2- 1	
0- 0	0- 0		0- 0		NEUTRAL	0- 0		0- 0		0- 0	
7- 3	0- 0		0- 1		NON-CONFERENCE	2- 1		1- 0		4- 1	
5- 0	0- 0		0- 0		HOME	2- 0		1- 0		2- 0	
2- 3	0- 0		0- 1		AWAY	0- 1		0- 0		2- 1	
0- 0	0- 0		0- 0		NEUTRAL	0- 0		0- 0		0- 0	
0- 0	0- 0		0- 0		CONFERENCE	0- 0		0- 0		0- 0	
0- 0	0- 0		0- 0		HOME	0- 0		0- 0		0- 0	
0- 0	0- 0		0- 0		AWAY	0- 0		0- 0		0- 0	
0- 0	0- 0		0- 0		NEUTRAL	0- 0		0- 0		0- 0	

RPI 1-25				RPI 26-50				RPI 51-100				RPI 101+			
RPI	S	Opponent	Score	RPI	S	Opponent	Score	RPI	S	Opponent	Score	RPI	S	Opponent	Score
				34	A	Maryland	63 87	61	A	Wake Forest	49 50	139	H	Georgetown	69 57
								65	H	Dayton	68 55	217	H	George Washington	50 37
								70	H	St. John's (NY)	64 51	233	A	Hampton	65 72
												257	H	Winthrop	56 39
												267	A	Liberty	74 53
												341	A	Delaware St.	103 57
<hr/>															
LAST 12 Division I GAMES:															
				65	H	Dayton	68 55	70	H	St. John's (NY)	64 51				
				267	A	Liberty	74 53	61	A	Wake Forest	49 50				
				257	H	Winthrop	56 39	34	A	Maryland	63 87				
				233	A	Hampton	65 72	217	H	George Washington	50 37				
				139	H	Georgetown	69 57								
				341	A	Delaware St.	103 57								

Non-Div I Games:

James Madison

K
a
n
s
a
s

K
a
n
s
a
s

Kansas

Average RPI Loss: 23

DIV. I ONLY	8- 3	67	7-3	146	24	69	69	5	5
DIV. I NON-CONF.	8- 3	69	1- 0	147	25	68	68	5	5
TOTALS	RPI 1-25	RPI 26-50	W-L RECORDS	RPI 51-100	RPI 101-150	RPI 150+			
8- 3	0- 2	1- 1	OVERALL	1- 0	2- 0	4- 0			
6- 0	0- 0	1- 0	HOME	0- 0	1- 0	4- 0			
1- 0	0- 0	0- 0	AWAY	0- 0	1- 0	0- 0			
1- 3	0- 2	0- 1	NEUTRAL	1- 0	0- 0	0- 0			
8- 3	0- 2	1- 1	NON-CONFERENCE	1- 0	2- 0	4- 0			
6- 0	0- 0	1- 0	HOME	0- 0	1- 0	4- 0			
1- 0	0- 0	0- 0	AWAY	0- 0	1- 0	0- 0			
1- 3	0- 2	0- 1	NEUTRAL	1- 0	0- 0	0- 0			
0- 0	0- 0	0- 0	CONFERENCE	0- 0	0- 0	0- 0			
0- 0	0- 0	0- 0	HOME	0- 0	0- 0	0- 0			
0- 0	0- 0	0- 0	AWAY	0- 0	0- 0	0- 0			
0- 0	0- 0	0- 0	NEUTRAL	0- 0	0- 0	0- 0			

RPI 1-25					
RPI	S	Opponent	Score		
6	N	Syracuse	61	70	
21	N	Arizona St.	51	65	
RPI 26-50					
RPI	S	Opponent	Score		
30	H	Lamar University	73	55	
42	N	DePaul	59	79	
RPI 51-100					
RPI	S	Opponent	Score		
87	N	Princeton	80	61	
Team's RPI : 69					
RPI 101+					
RPI	S	Opponent	Score		
147	H	UMKC	61	50	
148	A	Little Rock	53	47	
174	H	Vanderbilt	72	61	
256	H	North Texas	60	42	
274	H	Central Ark.	70	54	
285	H	Omaha	61	46	
LAST 12 Division I GAMES:					
274	H	Central Ark.	70	54	
6	N	Syracuse	61	70	
147	H	UMKC	61	50	
256	H	North Texas	60	42	
285	H	Omaha	61	46	
21	N	Arizona St.	51	65	
148	A	Little Rock	53	47	
30	H	Lamar University	73	55	
174	H	Vanderbilt	72	61	
87	N	Princeton	80	61	
42	N	DePaul	59	79	

Non-Div I Games:

Kansas St.

Average RPI Win:	265	WON-LOST	WINNING	LAST 10	STRENGTH OF	OPP. STRENGTH	TEAM	ADJ.	CONF.	ADJ CONF.
Average RPI Loss:	134	RECORD	PCT. RANK	GAMES	SCHEDULE	OF SCHEDULE	RPI	RPI	RPI	RPI
DIV. I ONLY	3- 9	270	3-7	89	286	235	235	27	27	
DIV. I NON-CONF.	3- 9	270	1- 0	90	286	236	236	27	27	
TOTALS	RPI 1-25	RPI 26-50	W-L RECORDS	RPI 51-100	RPI 101-150	RPI 150+				
3- 9	0- 0	0- 1	OVERALL	0- 3	0- 1	3- 4				
2- 0	0- 0	0- 0	HOME	0- 0	0- 0	2- 0				
0- 5	0- 0	0- 0	AWAY	0- 2	0- 1	0- 2				
1- 4	0- 0	0- 1	NEUTRAL	0- 1	0- 0	1- 2				
3- 9	0- 0	0- 1	NON-CONFERENCE	0- 3	0- 1	3- 4				
2- 0	0- 0	0- 0	HOME	0- 0	0- 0	2- 0				
0- 5	0- 0	0- 0	AWAY	0- 2	0- 1	0- 2				
1- 4	0- 0	0- 1	NEUTRAL	0- 1	0- 0	1- 2				
0- 0	0- 0	0- 0	CONFERENCE	0- 0	0- 0	0- 0				
0- 0	0- 0	0- 0	HOME	0- 0	0- 0	0- 0				
0- 0	0- 0	0- 0	AWAY	0- 0	0- 0	0- 0				
0- 0	0- 0	0- 0	NEUTRAL	0- 0	0- 0	0- 0				

RPI S Opponent Score	RPI S Opponent Score	RPI S Opponent Score	RPI S Opponent Score
36 N Michigan St. 51 75	59 N Idaho St. 49 60	62 A Georgia Tech 35 60	108 A Seton Hall 80 102
	62 A Georgia Tech 35 60	165 A East Carolina 56 68	177 A Georgia St. 73 79
	98 A Mercer 48 64	219 N Bethune-Cookman 61 64	225 H Ga. Southern 78 59
		229 H Furman 74 63	280 N UMBC 53 57
		340 N N.C. Central 78 54	
Team's RPI: 235			
LAST 12 Division I GAMES:			
340 N N.C. Central 78 54	62 A Georgia Tech 35 60	177 A Georgia St. 73 79	
219 N Bethune-Cookman 61 64	98 A Mercer 48 64	225 H Ga. Southern 78 59	
165 A East Carolina 56 68	229 H Furman 74 63	280 N UMBC 53 57	
229 H Furman 74 63	36 N Michigan St. 51 75	59 N Idaho St. 49 60	
280 N UMBC 53 57			
108 A Seton Hall 80 102			

Non-Div I Games: Middle Ga. St. 80 70

Kennesaw St.

Average RPI Win:	254	WON-LOST	WINNING	LAST 10	STRENGTH OF	OPP. STRENGTH	TEAM	ADJ.	CONF.	ADJ CONF.
Average RPI Loss:	54	RECORD	PCT. RANK	GAMES	SCHEDULE	OF SCHEDULE	RPI	RPI	RPI	RPI
DIV. I ONLY	6- 4	119	6-4	256	61	142	142	10	10	
DIV. I NON-CONF.	6- 4	121	1- 0	255	61	142	142	10	10	

TOTALS	RPI 1-25	RPI 26-50	W-L RECORDS	RPI 51-100	RPI 101-150	RPI 150+				
6- 4	0- 1	0- 1	OVERALL	0- 1	1- 1	5- 0				
3- 1	0- 0	0- 0	HOME	0- 0	1- 1	2- 0				
3- 3	0- 1	0- 1	AWAY	0- 1	0- 0	3- 0				
0- 0	0- 0	0- 0	NEUTRAL	0- 0	0- 0	0- 0				
6- 4	0- 1	0- 1	NON-CONFERENCE	0- 1	1- 1	5- 0				
3- 1	0- 0	0- 0	HOME	0- 0	1- 1	2- 0				
3- 3	0- 1	0- 1	AWAY	0- 1	0- 0	3- 0				
0- 0	0- 0	0- 0	NEUTRAL	0- 0	0- 0	0- 0				
0- 0	0- 0	0- 0	CONFERENCE	0- 0	0- 0	0- 0				
0- 0	0- 0	0- 0	HOME	0- 0	0- 0	0- 0				
0- 0	0- 0	0- 0	AWAY	0- 0	0- 0	0- 0				
0- 0	0- 0	0- 0	NEUTRAL	0- 0	0- 0	0- 0				

RPI 1-25				RPI 26-50				RPI 51-100				RPI 101+ Team's RPI: 142			
RPI	S	Opponent	Score	RPI	S	Opponent	Score	RPI	S	Opponent	Score	RPI	S	Opponent	Score
5	A	NC State	61 78	41	A	North Carolina	60 73	64	A	Wright St.	55 61	104	H	Duquesne	72 77
												114	H	Youngstown St.	62 34
												226	A	St. Bonaventure	76 64
												258	H	Oakland	75 65
												295	H	Northern Ky.	62 61
												302	A	Robert Morris	54 46
												330	A	NJIT	57 40

LAST 12 Division I GAMES:															
330	A	NJIT	57 40	302	A	Robert Morris	54 46								
226	A	St. Bonaventure	76 64	64	A	Wright St.	55 61								
5	A	NC State	61 78	104	H	Duquesne	72 77								
41	A	North Carolina	60 73	114	H	Youngstown St.	62 34								
				258	H	Oakland	75 65								
				295	H	Northern Ky.	62 61								

Non-Div I Games:

Kent St.

Average RPI Win:	154	WON-LOST	WINNING	LAST 10	STRENGTH OF	OPP. STRENGTH	TEAM	ADJ.	CONF.	ADJ CONF.
Average RPI Loss:	8	RECORD	PCT. RANK	GAMES	SCHEDULE	OF SCHEDULE	RPI	RPI	RPI	RPI
DIV. I ONLY	12- 1	10	9-1	168	7	18	18	6	6	
DIV. I NON-CONF.	12- 1	10	1- 0	169	7	18	18	6	6	

TOTALS	RPI 1-25	RPI 26-50	W-L RECORDS	RPI 51-100	RPI 101-150	RPI 150+				
12- 1	0- 1	2- 0	OVERALL	1- 0	2- 0	7- 0				
9- 0	0- 0	1- 0	HOME	0- 0	2- 0	6- 0				
0- 1	0- 1	0- 0	AWAY	0- 0	0- 0	0- 0				
3- 0	0- 0	1- 0	NEUTRAL	1- 0	0- 0	1- 0				
12- 1	0- 1	2- 0	NON-CONFERENCE	1- 0	2- 0	7- 0				
9- 0	0- 0	1- 0	HOME	0- 0	2- 0	6- 0				
0- 1	0- 1	0- 0	AWAY	0- 0	0- 0	0- 0				
3- 0	0- 0	1- 0	NEUTRAL	1- 0	0- 0	1- 0				
0- 0	0- 0	0- 0	CONFERENCE	0- 0	0- 0	0- 0				
0- 0	0- 0	0- 0	HOME	0- 0	0- 0	0- 0				
0- 0	0- 0	0- 0	AWAY	0- 0	0- 0	0- 0				
0- 0	0- 0	0- 0	NEUTRAL	0- 0	0- 0	0- 0				

RPI	S	Opponent	Score	RPI	S	Opponent	Score	RPI	S	Opponent	Score	RPI	S	Opponent	Score
8	A	Louisville	75 80	41	N	North Carolina	85 75	60	N	UCLA	75 74	122	H	Southern U.	91 41
				49	H	Middle Tenn.	72 55					143	H	Rhode Island	75 52
												153	H	Virginia	63 51
												154	N	South Fla.	85 63
												189	H	High Point	71 49
												199	H	Morehead St.	87 57
												201	H	Alabama St.	87 35
												249	H	Murray St.	88 49
												289	H	Western Caro.	99 39

LAST 12 Division I GAMES:															
249	H	Murray St.	88 49	143	H	Rhode Island	75 52								
289	H	Western Caro.	99 39	199	H	Morehead St.	87 57								
49	H	Middle Tenn.	72 55	41	N	North Carolina	85 75								
8	A	Louisville	75 80	60	N	UCLA	75 74								
153	H	Virginia	63 51	154	N	South Fla.	85 63								
122	H	Southern U.	91 41	189	H	High Point	71 49								

Non-Div I Games:

Kentucky

Average RPI	Win:	0	WON-LOST	WINNING	LAST 10	STRENGTH OF	OPP. STRENGTH	TEAM	ADJ.	CONF.	ADJ CONF.
Average RPI	Loss:	255	RECORD	PCT. RANK	GAMES	SCHEDULE	OF SCHEDULE	RPI	RPI	RPI	RPI
DIV. I ONLY		0- 10		335	0-10	319	341	350	350	31	31
DIV. I NON-CONF.		0- 10		334	0- 1	319	340	350	350	31	31
<hr/>											
TOTALS	RPI 1-25		RPI 26-50		W-L RECORDS	RPI 51-100		RPI 101-150		RPI 150+	
0- 10	0- 0		0- 0		OVERALL	0- 1		0- 1		0- 8	
0- 3	0- 0		0- 0		HOME	0- 0		0- 0		0- 3	
0- 6	0- 0		0- 0		AWAY	0- 0		0- 1		0- 5	
0- 1	0- 0		0- 0		NEUTRAL	0- 1		0- 0		0- 0	
0- 10	0- 0		0- 0		NON-CONFERENCE	0- 1		0- 1		0- 8	
0- 3	0- 0		0- 0		HOME	0- 0		0- 0		0- 3	
0- 6	0- 0		0- 0		AWAY	0- 0		0- 1		0- 5	
0- 1	0- 0		0- 0		NEUTRAL	0- 1		0- 0		0- 0	
0- 0	0- 0		0- 0		CONFERENCE	0- 0		0- 0		0- 0	
0- 0	0- 0		0- 0		HOME	0- 0		0- 0		0- 0	
0- 0	0- 0		0- 0		AWAY	0- 0		0- 0		0- 0	
0- 0	0- 0		0- 0		NEUTRAL	0- 0		0- 0		0- 0	

RPI 1-25				RPI 26-50				RPI 51-100				RPI 101+				Team's RPI : 350	
RPI	S	Opponent	Score	RPI	S	Opponent	Score	RPI	S	Opponent	Score	RPI	S	Opponent	Score		
								96	N	UC Irvine	71	84	112	A	Michigan	38	83
												172	A	Lehigh	38	72	
												272	H	UMass Lowell	64	69	
												278	A	Fairfield	43	71	
												284	A	Saint Peter's	59	86	
												320	H	Army West Point	42	57	
												330	H	NJIT	51	72	
												339	A	Manhattan	46	61	
												342	A	Grand Canyon	62	65	
LAST 12 Division I GAMES:																	
				172	A	Lehigh	38	72				342	A	Grand Canyon	62	65	
				330	H	NJIT	51	72				96	N	UC Irvine	71	84	
				112	A	Michigan	38	83				284	A	Saint Peter's	59	86	
				272	H	UMass Lowell	64	69				278	A	Fairfield	43	71	
												320	H	Army West Point	42	57	
												339	A	Manhattan	46	61	

Non-Div I Games:

LIU Brooklyn

Average RPI Win:	181	WON-LOST	WINNING	LAST 10	STRENGTH OF	OPP. STRENGTH	TEAM	ADJ.	CONF.	ADJ CONF.
Average RPI Loss:	53	RECORD	PCT. RANK	GAMES	SCHEDULE	OF SCHEDULE	RPI	RPI	RPI	RPI
DIV. I ONLY	8- 3	67	7-3	122	124	84	84	6	6	
DIV. I NON-CONF.	8- 3	69	1- 0	122	122	84	84	6	6	

TOTALS	RPI 1-25	RPI 26-50	W-L RECORDS	RPI 51-100	RPI 101-150	RPI 150+				
8- 3	1- 0	0- 1	OVERALL	1- 2	1- 0	5- 0				
6- 2	0- 0	0- 1	HOME	1- 1	1- 0	4- 0				
2- 1	1- 0	0- 0	AWAY	0- 1	0- 0	1- 0				
0- 0	0- 0	0- 0	NEUTRAL	0- 0	0- 0	0- 0				
8- 3	1- 0	0- 1	NON-CONFERENCE	1- 2	1- 0	5- 0				
6- 2	0- 0	0- 1	HOME	1- 1	1- 0	4- 0				
2- 1	1- 0	0- 0	AWAY	0- 1	0- 0	1- 0				
0- 0	0- 0	0- 0	NEUTRAL	0- 0	0- 0	0- 0				
0- 0	0- 0	0- 0	CONFERENCE	0- 0	0- 0	0- 0				
0- 0	0- 0	0- 0	HOME	0- 0	0- 0	0- 0				
0- 0	0- 0	0- 0	AWAY	0- 0	0- 0	0- 0				
0- 0	0- 0	0- 0	NEUTRAL	0- 0	0- 0	0- 0				

RPI	S	Opponent	Score	RPI	S	Opponent	Score	RPI	S	Opponent	Score	RPI	S	Opponent	Score
23	A	Florida St.	58 45	35	H	Kansas	61 68	51	A	Rutgers	43 57	148	H	Little Rock	60 45
								73	H	Tulane	54 56	170	H	Nicholls St.	76 44
								76	H	Northern Colo.	62 57	173	H	Sam Houston St.	66 52
												205	H	Southeastern La.	72 52
												321	H	McNeese	86 36
												332	A	Louisiana	76 54

LAST 12 Division I GAMES:															
205	H	Southeastern La.	72 52	148	H	Little Rock	60 45	23	A	Florida St.	58 45	73	H	Tulane	54 56
332	A	Louisiana	76 54	76	H	Northern Colo.	62 57	76	H	McNeese	86 36	173	H	Sam Houston St.	66 52
170	H	Nicholls St.	76 44	35	H	Kansas	61 68								

Non-Div I Games:

LSU

Average RPI Win:	262	WON-LOST	WINNING	LAST 10	STRENGTH OF	OPP. STRENGTH	TEAM	ADJ.	CONF.	ADJ CONF.
Average RPI Loss:	129	RECORD	PCT. RANK	GAMES	SCHEDULE	OF SCHEDULE	RPI	RPI	RPI	RPI
DIV. I ONLY	3- 10	283	3-7	129	236	252	252	17	17	
DIV. I NON-CONF.	3- 10	282	0- 1	129	236	252	252	18	18	

TOTALS	RPI 1-25	RPI 26-50	W-L RECORDS	RPI 51-100	RPI 101-150	RPI 150+				
3- 10	0- 0	0- 1	OVERALL	0- 3	0- 2	3- 4				
1- 3	0- 0	0- 0	HOME	0- 1	0- 0	1- 2				
0- 7	0- 0	0- 1	AWAY	0- 2	0- 2	0- 2				
2- 0	0- 0	0- 0	NEUTRAL	0- 0	0- 0	2- 0				
3- 10	0- 0	0- 1	NON-CONFERENCE	0- 3	0- 2	3- 4				
1- 3	0- 0	0- 0	HOME	0- 1	0- 0	1- 2				
0- 7	0- 0	0- 1	AWAY	0- 2	0- 2	0- 2				
2- 0	0- 0	0- 0	NEUTRAL	0- 0	0- 0	2- 0				
0- 0	0- 0	0- 0	CONFERENCE	0- 0	0- 0	0- 0				
0- 0	0- 0	0- 0	HOME	0- 0	0- 0	0- 0				
0- 0	0- 0	0- 0	AWAY	0- 0	0- 0	0- 0				
0- 0	0- 0	0- 0	NEUTRAL	0- 0	0- 0	0- 0				

RPI 1-25				RPI 26-50				RPI 51-100				RPI 101+ Team's RPI: 252			
RPI	S	Opponent	Score	RPI	S	Opponent	Score	RPI	S	Opponent	Score	RPI	S	Opponent	Score
				28	A	Villanova	68 81	54	A	Oregon St.	46 100	113	A	Harvard	43 88
								70	H	St. John's (NY)	57 83	129	A	Providence	47 77
								79	A	Penn	34 65	157	A	Towson	68 92
												159	H	Drexel	43 58
												198	N	Pepperdine	62 55
												203	H	Howard	54 57
												292	H	Norfolk St.	62 52
												295	N	Northern Ky.	74 56
												302	A	Robert Morris	39 67
LAST 12 Division I GAMES:															
				198	N	Pepperdine	62 55	129	A	Providence	47 77				
				295	N	Northern Ky.	74 56	159	H	Drexel	43 58				
				70	H	St. John's (NY)	57 83	28	A	Villanova	68 81				
				292	H	Norfolk St.	62 52	157	A	Towson	68 92				
				79	A	Penn	34 65	113	A	Harvard	43 88				
				54	A	Oregon St.	46 100	302	A	Robert Morris	39 67				

Non-Div I Games:

La Salle

Average RPI Win:	280	WON-LOST	WINNING	LAST 10	STRENGTH OF	OPP. STRENGTH	TEAM	ADJ.	CONF.	ADJ CONF.
Average RPI Loss:	218	RECORD	PCT. RANK	GAMES	SCHEDULE	OF SCHEDULE	RPI	RPI	RPI	RPI
DIV. I ONLY	4- 5	190	5-5	349	188	319	319	18	18	
DIV. I NON-CONF.	4- 5	190	0- 1	349	186	320	320	19	19	

TOTALS	RPI 1-25	RPI 26-50	W-L RECORDS	RPI 51-100	RPI 101-150	RPI 150+				
4- 5	0- 0	0- 0	OVERALL	0- 0	0- 0	4- 5				
2- 1	0- 0	0- 0	HOME	0- 0	0- 0	2- 1				
2- 4	0- 0	0- 0	AWAY	0- 0	0- 0	2- 4				
0- 0	0- 0	0- 0	NEUTRAL	0- 0	0- 0	0- 0				
4- 5	0- 0	0- 0	NON-CONFERENCE	0- 0	0- 0	4- 5				
2- 1	0- 0	0- 0	HOME	0- 0	0- 0	2- 1				
2- 4	0- 0	0- 0	AWAY	0- 0	0- 0	2- 4				
0- 0	0- 0	0- 0	NEUTRAL	0- 0	0- 0	0- 0				
0- 0	0- 0	0- 0	CONFERENCE	0- 0	0- 0	0- 0				
0- 0	0- 0	0- 0	HOME	0- 0	0- 0	0- 0				
0- 0	0- 0	0- 0	AWAY	0- 0	0- 0	0- 0				
0- 0	0- 0	0- 0	NEUTRAL	0- 0	0- 0	0- 0				

RPI 1-25				RPI 26-50				RPI 51-100				RPI 101+				Team's RPI: 319
RPI	S	Opponent	Score	RPI	S	Opponent	Score	RPI	S	Opponent	Score	RPI	S	Opponent	Score	
												170	H	Nicholls St.	54	55
												190	A	New Orleans	57	44
												193	A	Texas Tech	42	86
												205	A	Southeastern La.	42	49
												231	A	SMU	38	49
												275	H	Mississippi Val.	72	65
												291	A	Houston Baptist	60	68
												321	H	McNeese	69	60
												335	A	Northwestern St.	63	55
LAST 12 Division I GAMES:																
205	A	Southeastern La.	42	49	291	A	Houston Baptist	60	68							
170	H	Nicholls St.	54	55	193	A	Texas Tech	42	86							
275	H	Mississippi Val.	72	65	231	A	SMU	38	49							
335	A	Northwestern St.	63	55												
190	A	New Orleans	57	44												
321	H	McNeese	69	60												

Non-Div I Games: LSU-Alexandria 93 62

La. -Monroe

Average RPI Win:	296	WON-LOST	WINNING	LAST 10	STRENGTH OF	OPP. STRENGTH	TEAM	ADJ.	CONF.	ADJ CONF.
Average RPI Loss:	267	RECORD	PCT. RANK	GAMES	SCHEDULE	OF SCHEDULE	RPI	RPI	RPI	RPI
DIV. I ONLY	5- 5	157	5-5	351	266	334	334	25	25	
DIV. I NON-CONF.	5- 5	157	0- 1	351	264	334	334	25	25	

TOTALS	RPI 1-25	RPI 26-50	W-L RECORDS	RPI 51-100	RPI 101-150	RPI 150+				
5- 5	0- 0	0- 0	OVERALL	0- 0	0- 0	5- 5				
3- 2	0- 0	0- 0	HOME	0- 0	0- 0	3- 2				
2- 2	0- 0	0- 0	AWAY	0- 0	0- 0	2- 2				
0- 1	0- 0	0- 0	NEUTRAL	0- 0	0- 0	0- 1				
5- 5	0- 0	0- 0	NON-CONFERENCE	0- 0	0- 0	5- 5				
3- 2	0- 0	0- 0	HOME	0- 0	0- 0	3- 2				
2- 2	0- 0	0- 0	AWAY	0- 0	0- 0	2- 2				
0- 1	0- 0	0- 0	NEUTRAL	0- 0	0- 0	0- 1				
0- 0	0- 0	0- 0	CONFERENCE	0- 0	0- 0	0- 0				
0- 0	0- 0	0- 0	HOME	0- 0	0- 0	0- 0				
0- 0	0- 0	0- 0	AWAY	0- 0	0- 0	0- 0				
0- 0	0- 0	0- 0	NEUTRAL	0- 0	0- 0	0- 0				

RPI 1-25				RPI 26-50				RPI 51-100				RPI 101+				Team's RPI: 334
RPI	S	Opponent	Score	RPI	S	Opponent	Score	RPI	S	Opponent	Score	RPI	S	Opponent	Score	
												202	H	Cornell I	59	62
												214	N	Delaware	47	65
												227	H	Monmouth	73	69
												253	H	Binghamton	59	50
												284	H	Saint Peter's	60	62
												298	A	Fla. Atlantic	49	53
												316	H	Albany (NY)	67	66
												337	A	Wagner	66	43
												339	A	Manhattan	49	60
												346	A	Fairleigh Dickinson	63	57
LAST 12 Division I GAMES:																
316	H	Albany (NY)	67	66	214	N	Delaware	47	65	202	H	Cornell I	59	62		
298	A	Fla. Atlantic	49	53	227	H	Monmouth	73	69	227	H	Monmouth	73	69		
284	H	Saint Peter's	60	62	339	A	Manhattan	49	60							
337	A	Wagner	66	43												
253	H	Binghamton	59	50												
346	A	Fairleigh Dickinson	63	57												

Non-Div I Games:

Lafayette

Average RPI Win: 150 WON-LOST WINNING LAST 10 STRENGTH OF OPP. STRENGTH TEAM ADJ. CONF. ADJ CONF.
Average RPI Loss: 81 RECORD PCT. RANK GAMES SCHEDULE OF SCHEDULE RPI RPI RPI RPI

DIV. I ONLY	3- 4	202	6-4	5	284	30	30	23	23
DIV. I NON-CONF.	3- 4	204	0- 0	5	284	29	29	23	23
TOTALS	RPI 1-25	RPI 26-50	W-L RECORDS	RPI 51-100	RPI 101-150	RPI 150+			
3- 4	0- 1	1- 0	OVERALL	1- 2	0- 0	1- 1			
1- 0	0- 0	0- 0	HOME	1- 0	0- 0	0- 0			
2- 3	0- 1	1- 0	AWAY	0- 1	0- 0	1- 1			
0- 1	0- 0	0- 0	NEUTRAL	0- 1	0- 0	0- 0			
3- 4	0- 1	1- 0	NON-CONFERENCE	1- 2	0- 0	1- 1			
1- 0	0- 0	0- 0	HOME	1- 0	0- 0	0- 0			
2- 3	0- 1	1- 0	AWAY	0- 1	0- 0	1- 1			
0- 1	0- 0	0- 0	NEUTRAL	0- 1	0- 0	0- 0			
0- 0	0- 0	0- 0	CONFERENCE	0- 0	0- 0	0- 0			
0- 0	0- 0	0- 0	HOME	0- 0	0- 0	0- 0			
0- 0	0- 0	0- 0	AWAY	0- 0	0- 0	0- 0			
0- 0	0- 0	0- 0	NEUTRAL	0- 0	0- 0	0- 0			

RPI S Opponent Score	RPI S Opponent Score	Team's RPI: 30	RPI S Opponent Score	RPI S Opponent Score
13 A Missi ssi ppi St. 53 104	38 A Texas A&M 74 68		69 A Kansas St. 55 73	168 A Denver 110 117
			72 N Ohi o 62 87	332 A Loui si ana 79 77
			81 H Paci fi c 82 66	
LAST 12 Di vi si on I GAMES:				
332 A Loui si ana 79 77	81 H Paci fi c 82 66		69 A Kansas St. 55 73	
	38 A Texas A&M 74 68		72 N Ohi o 62 87	
	168 A Denver 110 117		13 A Mi ssi ssi ppi St. 53 104	

Non-Di v I Games: LeTourneau 104 27 Louisi ana Col . 94 43 McMurry 100 37 Howard Payne 93 37 Lamar University

Average RPI Win: 262

Average RPI Loss: 40

WON-LOST
RECORDWINNING
PCT. RANKLAST 10
GAMESSTRENGTH OF
SCHEDULEOPP. STRENGTH
OF SCHEDULETEAM
RPIADJ.
RPICONF.
RPIADJ CONF.
RPIDIV. I ONLY
DIV. I NON-CONF.7- 2
7- 257
578-2
0- 1284
283208
206172
170172
17025
2525
25

TOTALS

RPI 1-25

RPI 26-50

W-L RECORDS

RPI 51-100

RPI 101-150

RPI 150+

7- 2
5- 2
2- 0
0- 00- 0
0- 0
0- 0
0- 00- 1
0- 1
0- 0
0- 0OVERALL
HOME
AWAY
NEUTRAL0- 1
0- 1
0- 0
0- 00- 0
0- 0
0- 0
0- 07- 0
5- 0
2- 0
0- 07- 2
5- 2
2- 0
0- 00- 0
0- 0
0- 0
0- 00- 1
0- 1
0- 0
0- 0NON-CONFERENCE
HOME
AWAY
NEUTRAL0- 1
0- 1
0- 0
0- 00- 0
0- 0
0- 0
0- 07- 0
5- 0
2- 0
0- 00- 0
0- 0
0- 0
0- 00- 0
0- 0
0- 0
0- 00- 0
0- 0
0- 0
0- 0CONFERENCE
HOME
AWAY
NEUTRAL0- 0
0- 0
0- 0
0- 00- 0
0- 0
0- 0
0- 00- 0
0- 0
0- 0
0- 0

RPI 1-25

RPI S Opponent Score

RPI 26-50

RPI S Opponent Score
28 H Villanova 48 70

RPI 51-100

RPI S Opponent Score
52 H Charlotte 60 62

RPI 101+

Team's RPI: 172

RPI	S	Opponent	Score
202	H	Cornell	67 54
227	H	Monmouth	63 48
234	H	Sacred Heart	70 66
253	A	Binghamton	65 55
273	A	Central Conn. St.	88 62
292	H	Norfolk St.	62 41
350	H	LIU Brooklyn	72 38

LAST 12 Division I GAMES:

52	H	Charlotte	60	62	253	A	Binghamton	65	55
350	H	LIU Brooklyn	72	38	28	H	Villanova	48	70
234	H	Sacred Heart	70	66	227	H	Monmouth	63	48
202	H	Cornell	67	54	273	A	Central Conn. St.	88	62
292	H	Norfolk St.	62	41					

L
e
h
i
g
hL
e
h
i
g
h

Non-Div I Games:

Kutztown

73 39

Lehigh

Average RPI Win:	205	WON-LOST	WINNING	LAST 10	STRENGTH OF	OPP. STRENGTH	TEAM	ADJ.	CONF.	ADJ CONF.
Average RPI Loss:	141	RECORD	PCT. RANK	GAMES	SCHEDULE	OF SCHEDULE	RPI	RPI	RPI	RPI
DIV. I ONLY	3- 9	270	3-7	204	139	267	267	27	27	
DIV. I NON-CONF.	3- 9	270	0- 1	203	139	267	267	27	27	

TOTALS	RPI 1-25	RPI 26-50	W-L RECORDS	RPI 51-100	RPI 101-150	RPI 150+				
3- 9	0- 1	0- 1	OVERALL	0- 2	1- 1	2- 4				
1- 2	0- 0	0- 1	HOME	0- 1	0- 0	1- 0				
1- 4	0- 0	0- 0	AWAY	0- 0	0- 1	1- 3				
1- 3	0- 1	0- 0	NEUTRAL	0- 1	1- 0	0- 1				
3- 9	0- 1	0- 1	NON-CONFERENCE	0- 2	1- 1	2- 4				
1- 2	0- 0	0- 1	HOME	0- 1	0- 0	1- 0				
1- 4	0- 0	0- 0	AWAY	0- 0	0- 1	1- 3				
1- 3	0- 1	0- 0	NEUTRAL	0- 1	1- 0	0- 1				
0- 0	0- 0	0- 0	CONFERENCE	0- 0	0- 0	0- 0				
0- 0	0- 0	0- 0	HOME	0- 0	0- 0	0- 0				
0- 0	0- 0	0- 0	AWAY	0- 0	0- 0	0- 0				
0- 0	0- 0	0- 0	NEUTRAL	0- 0	0- 0	0- 0				

RPI 1-25				RPI 26-50				RPI 51-100				RPI 101+				Team's RPI: 267
RPI	S	Opponent	Score	RPI	S	Opponent	Score	RPI	S	Opponent	Score	RPI	S	Opponent	Score	
19	N	UCF	45 53	27	H	Virginia Tech	61 72	52	N	Charlotte	61 63	104	N	Duquesne	55 51	
								91	H	James Madison	53 74	135	A	Chattanooga	60 75	
												165	A	East Carolina	63 66	
												219	A	Bethune-Cookman	76 81	
												236	H	Saint Francis (PA)	82 53	
												271	A	UNC Greensboro	45 48	
												276	A	ETSU	89 86	
												292	N	Norfolk St.	53 66	
LAST 12 Division I GAMES:																
19	N	UCF	45 53	292	N	Norfolk St.	53 66									
271	A	UNC Greensboro	45 48	104	N	Duquesne	55 51									
165	A	East Carolina	63 66	135	A	Chattanooga	60 75									
276	A	ETSU	89 86	236	H	Saint Francis (PA)	82 53									
91	H	James Madison	53 74	27	H	Virginia Tech	61 72									
52	N	Charlotte	61 63	219	A	Bethune-Cookman	76 81									

Non-Div I Games:

Liberty

Average RPI Win:	271	WON-LOST	WINNING	LAST 10	STRENGTH OF	OPP. STRENGTH	TEAM	ADJ.	CONF.	ADJ CONF.
Average RPI Loss:	169	RECORD	PCT. RANK	GAMES	SCHEDULE	OF SCHEDULE	RPI	RPI	RPI	RPI
DIV. I ONLY	2- 10	311	1-9	246	235	318	318	27	27	
DIV. I NON-CONF.	2- 10	312	0- 1	245	235	319	319	27	27	

TOTALS	RPI 1-25	RPI 26-50	W-L RECORDS	RPI 51-100	RPI 101-150	RPI 150+				
2- 10	0- 0	0- 1	OVERALL	0- 3	0- 2	2- 4				
1- 4	0- 0	0- 0	HOME	0- 2	0- 0	1- 2				
1- 6	0- 0	0- 1	AWAY	0- 1	0- 2	1- 2				
0- 0	0- 0	0- 0	NEUTRAL	0- 0	0- 0	0- 0				
2- 10	0- 0	0- 1	NON-CONFERENCE	0- 3	0- 2	2- 4				
1- 4	0- 0	0- 0	HOME	0- 2	0- 0	1- 2				
1- 6	0- 0	0- 1	AWAY	0- 1	0- 2	1- 2				
0- 0	0- 0	0- 0	NEUTRAL	0- 0	0- 0	0- 0				
0- 0	0- 0	0- 0	CONFERENCE	0- 0	0- 0	0- 0				
0- 0	0- 0	0- 0	HOME	0- 0	0- 0	0- 0				
0- 0	0- 0	0- 0	AWAY	0- 0	0- 0	0- 0				
0- 0	0- 0	0- 0	NEUTRAL	0- 0	0- 0	0- 0				

RPI 1-25				RPI 26-50				RPI 51-100				RPI 101+ Team's RPI: 318			
RPI	S	Opponent	Score	RPI	S	Opponent	Score	RPI	S	Opponent	Score	RPI	S	Opponent	Score
				48	A	Belmont	43 83	83	H	UT Martin	53 62	138	A	Cincinnati	55 71
								89	H	Tennessee Tech	52 67	149	A	Georgia	45 77
								92	A	Clemson	26 68	163	H	Jacksonville St.	46 58
												241	A	Alabama A&M	62 58
												249	A	Murray St.	61 97
												301	H	Tennessee St.	64 62
												338	H	Col. of Charleston	63 65
												345	A	Austin Peay	58 70
LAST 12 Division I GAMES:															
338	H	Col. of Charleston	63 65	89	H	Tennessee Tech	52 67	149	A	Georgia	45 77	163	H	Jacksonville St.	46 58
83	H	UT Martin	53 62	241	A	Alabama A&M	62 58	92	A	Clemson	26 68	301	H	Tennessee St.	64 62
48	A	Belmont	43 83	249	A	Murray St.	61 97								

Non-Div I Games:

Lipscomb

Average RPI	Win: 226	WON-LOST	WINNING	LAST 10	STRENGTH OF	OPP. STRENGTH	TEAM	ADJ.	CONF.	ADJ CONF.
Average RPI	Loss: 76	RECORD	PCT. RANK	GAMES	SCHEDULE	OF SCHEDULE	RPI	RPI	RPI	RPI
DIV. I ONLY	4- 6	211	4-6	60	135	148	148	18	18	
DIV. I NON-CONF.	4- 6	212	1- 0	61	134	148	148	19	19	

TOTALS	RPI 1-25	RPI 26-50	W-L RECORDS	RPI 51-100	RPI 101-150	RPI 150+				
4- 6	0- 1	0- 1	OVERALL	0- 3	0- 0	4- 1				
1- 5	0- 1	0- 1	HOME	0- 2	0- 0	1- 1				
3- 1	0- 0	0- 0	AWAY	0- 1	0- 0	3- 0				
0- 0	0- 0	0- 0	NEUTRAL	0- 0	0- 0	0- 0				
4- 6	0- 1	0- 1	NON-CONFERENCE	0- 3	0- 0	4- 1				
1- 5	0- 1	0- 1	HOME	0- 2	0- 0	1- 1				
3- 1	0- 0	0- 0	AWAY	0- 1	0- 0	3- 0				
0- 0	0- 0	0- 0	NEUTRAL	0- 0	0- 0	0- 0				
0- 0	0- 0	0- 0	CONFERENCE	0- 0	0- 0	0- 0				
0- 0	0- 0	0- 0	HOME	0- 0	0- 0	0- 0				
0- 0	0- 0	0- 0	AWAY	0- 0	0- 0	0- 0				
0- 0	0- 0	0- 0	NEUTRAL	0- 0	0- 0	0- 0				

RPI 1-25				RPI 26-50				RPI 51-100				RPI 101+ Team's RPI : 148			
RPI	S	Opponent	Score	RPI	S	Opponent	Score	RPI	S	Opponent	Score	RPI	S	Opponent	Score
13	H	Missi ssi ppi St.	63 98	38	H	Texas A&M	40 61	69	H	Kansas St.	47 53	158	A	Loui si ana Tech	69 58
								84	A	LSU	45 60	160	H	Western Ky.	56 68
								94	H	Ri ce	65 79	166	A	Tul sa	63 53
												281	A	Memphi s	63 60
												298	H	Fl a. Atlanti c	61 38
LAST 12 Di vi si on I GAMES:															
				69	H	Kansas St.	47 53	281	A	Memphi s	63 60				
				160	H	Western Ky.	56 68	166	A	Tul sa	63 53				
				13	H	Missi ssi ppi St.	63 98	298	H	Fl a. Atlanti c	61 38				
				84	A	LSU	45 60	158	A	Loui si ana Tech	69 58				
				38	H	Texas A&M	40 61								
				94	H	Ri ce	65 79								

Non-Di v I Games:

Little Rock

Average RPI Win: 202

Average RPI Loss: 122

WON-LOST
RECORDWINNING
PCT. RANKLAST 10
GAMESSTRENGTH OF
SCHEDULEOPP. STRENGTH
OF SCHEDULETEAM
RPIADJ.
RPICONF.
RPIADJ CONF.
RPIDIV. I ONLY
DIV. I NON-CONF.3- 10
3- 10283
2823-7
1- 094
95163
162242
242242
24220
2020
20

TOTALS

RPI 1-25

RPI 26-50

W-L RECORDS

RPI 51-100

RPI 101-150

RPI 150+

3- 10

0- 1

0- 1

OVERALL

0- 2

2- 3

1- 3

2- 6

0- 0

0- 1

HOME

0- 1

1- 1

1- 3

1- 4

0- 1

0- 0

AWAY

0- 1

1- 2

0- 0

0- 0

0- 0

0- 0

NEUTRAL

0- 0

0- 0

0- 0

3- 10

0- 1

0- 1

NON-CONFERENCE

0- 2

2- 3

1- 3

2- 6

0- 0

0- 1

HOME

0- 1

1- 1

1- 3

1- 4

0- 1

0- 0

AWAY

0- 1

1- 2

0- 0

0- 0

0- 0

0- 0

NEUTRAL

0- 0

0- 0

0- 0

0- 0

0- 0

0- 0

CONFERENCE

0- 0

0- 0

0- 0

0- 0

0- 0

0- 0

HOME

0- 0

0- 0

0- 0

0- 0

0- 0

0- 0

AWAY

0- 0

0- 0

0- 0

0- 0

0- 0

0- 0

NEUTRAL

0- 0

0- 0

0- 0

RPI 1-25

RPI 26-50

RPI 51-100

RPI 101+

Team's RPI: 242

RPI	S	Opponent	Score
3	A	Oregon	48 110

RPI	S	Opponent	Score
39	H	Southern Cal i forn i a	50 86

RPI	S	Opponent	Score
74	H	UNI	64 71
86	A	Utah	59 82

RPI	S	Opponent	Score
103	H	Ari zona	43 70
118	A	Loyol a Marymount	62 71
128	A	Utah St.	50 48
132	A	Montana St.	62 85
137	H	I daho	70 63
183	H	San Di ego	56 60
215	H	Nevada	67 76
266	H	Cal i forn i a Bapt i st	83 85
342	H	Grand Canyon	57 50

LAST 12 Di v i s i o n I GAMES:

183	H	San Di ego	56 60	128	A	Utah St.	50 48
3	A	Oregon	48 110	342	H	Grand Canyon	57 50
132	A	Montana St.	62 85	118	A	Loyol a Marymount	62 71
137	H	I daho	70 63	103	H	Ari zona	43 70
74	H	UNI	64 71	86	A	Utah	59 82
215	H	Nevada	67 76	39	H	Southern Cal i forn i a	50 86

Non-Di v I Games:

Long Beach St.

Loss,
 Non-Conf,
 S Site,
 H Home
 A Away
 N Neutral

Average RPI Win: 251

Average RPI Loss: 231

WON-LOST
RECORDWINNING
PCT. RANKLAST 10
GAMESSTRENGTH OF
SCHEDULEOPP. STRENGTH
OF SCHEDULETEAM
RPIADJ.
RPICONF.
RPIADJ CONF.
RPIDIV. I ONLY
DIV. I NON-CONF.1- 8
1- 8322
3211-8
0- 1331
331301
301348
348348
34829
2929
29

TOTALS

RPI 1-25

RPI 26-50

W-L RECORDS

RPI 51-100

RPI 101-150

RPI 150+

1- 8

0- 0

0- 0

OVERALL

0- 0

0- 1

1- 7

1- 4

0- 0

0- 0

HOME

0- 0

0- 0

1- 4

0- 3

0- 0

0- 0

AWAY

0- 0

0- 1

0- 2

0- 1

0- 0

0- 0

NEUTRAL

0- 0

0- 0

0- 1

1- 8

0- 0

0- 0

NON-CONFERENCE

0- 0

0- 1

1- 7

1- 4

0- 0

0- 0

HOME

0- 0

0- 0

1- 4

0- 3

0- 0

0- 0

AWAY

0- 0

0- 1

0- 2

0- 1

0- 0

0- 0

NEUTRAL

0- 0

0- 0

0- 1

0- 0

0- 0

0- 0

CONFERENCE

0- 0

0- 0

0- 0

0- 0

0- 0

0- 0

HOME

0- 0

0- 0

0- 0

0- 0

0- 0

0- 0

AWAY

0- 0

0- 0

0- 0

0- 0

0- 0

0- 0

NEUTRAL

0- 0

0- 0

0- 0

RPI 1-25

RPI 26-50

RPI 51-100

RPI 101+

Team's RPI: 348

RPI S Opponent Score

RPI S Opponent Score

RPI S Opponent Score

RPI S Opponent Score

124	A	VCU	55	84
165	N	East Carol in a	52	61
207	A	UNCW	33	35
228	H	Eastern Mi ch.	45	64
236	H	Saint Francis (PA)	88	91
251	H	UMES	83	71
255	H	Wofford	72	101
292	A	Norfol k St.	42	74
337	H	Wagner	60	86

LAST 12 Division I GAMES:

255	H	Wofford	72	101	207	A	UNCW	33	35
236	H	Saint Francis (PA)	88	91	165	N	East Carol in a	52	61
251	H	UMES	83	71	228	H	Eastern Mi ch.	45	64
337	H	Wagner	60	86	292	A	Norfol k St.	42	74
124	A	VCU	55	84					

L
o
n
g
w
o
o
dL
o
n
g
w
o
o
d

Non-Div I Games:

Longwood

■ Loss,
 ■ Non-Conf,
 S Site,
 ■ Home
 ■ Away
 N Neutral

Page 148

Average RPI Win: 191 WON-LOST WINNING LAST 10
Average RPI Loss: 142 RECORD PCT. RANK GAMES STRENGTH OF OPP. STRENGTH TEAM ADJ. CONF. ADJ CONF.
SCHEDULE OF SCHEDULE RPI RPI RPI RPI

DIV. I ONLY	6- 5	145	6-4	217	80	158	158	15	15
DIV. I NON-CONF.	6- 5	144	1- 0	216	80	157	157	17	17

TOTALS	RPI 1-25	RPI 26-50	W-L RECORDS	RPI 51-100	RPI 101-150	RPI 150+			
6- 5	0- 1	0- 0	OVERALL	0- 0	2- 2	4- 2			
3- 1	0- 0	0- 0	HOME	0- 0	1- 1	2- 0			
2- 3	0- 1	0- 0	AWAY	0- 0	0- 1	2- 1			
1- 1	0- 0	0- 0	NEUTRAL	0- 0	1- 0	0- 1			
6- 5	0- 1	0- 0	NON-CONFERENCE	0- 0	2- 2	4- 2			
3- 1	0- 0	0- 0	HOME	0- 0	1- 1	2- 0			
2- 3	0- 1	0- 0	AWAY	0- 0	0- 1	2- 1			
1- 1	0- 0	0- 0	NEUTRAL	0- 0	1- 0	0- 1			
0- 0	0- 0	0- 0	CONFERENCE	0- 0	0- 0	0- 0			
0- 0	0- 0	0- 0	HOME	0- 0	0- 0	0- 0			
0- 0	0- 0	0- 0	AWAY	0- 0	0- 0	0- 0			
0- 0	0- 0	0- 0	NEUTRAL	0- 0	0- 0	0- 0			

RPI 1-25				RPI 26-50				RPI 51-100				RPI 101+ Team's RPI: 158			
RPI	S	Opponent	Score	RPI	S	Opponent	Score	RPI	S	Opponent	Score	RPI	S	Opponent	Score
21	A	Arizona St.	44 80									101	N	Alabama	79 62
												120	H	Houston	100 88
												147	A	UMKC	70 80
												148	H	Little Rock	58 69
												162	N	Missouri St.	70 82
												187	A	Arkansas St.	80 70
												205	H	Southeastern La.	72 53
												232	A	Wichita St.	56 70
												254	H	Ole Miss	80 71
												281	A	Memphis	66 50

LAST 12 Division I GAMES:															
101	N	Alabama	79 62	205	H	Southeastern La.	72 53	21	A	Arizona St.	44 80				
147	A	UMKC	70 80					232	A	Wichita St.	56 70				
162	N	Missouri St.	70 82					187	A	Arkansas St.	80 70				
254	H	Ole Miss	80 71					281	A	Memphis	66 50				
148	H	Little Rock	58 69					120	H	Houston	100 88				

Non-Div I Games: LSU-Alexandria 112 70

Average RPI Win:	123	WON-LOST	WINNING	LAST 10	STRENGTH OF	OPP. STRENGTH	TEAM	ADJ.	CONF.	ADJ CONF.
Average RPI Loss:	0	RECORD	PCT. RANK	GAMES	SCHEDULE	OF SCHEDULE	RPI	RPI	RPI	RPI
DIV. I ONLY	12- 0	1	10-0	56	70	8	8	1	1	
DIV. I NON-CONF.	12- 0	1	1- 0	56	69	8	8	1	1	

TOTALS	RPI 1-25	RPI 26-50	W-L RECORDS	RPI 51-100	RPI 101-150	RPI 150+				
12- 0	2- 0	0- 0	OVERALL	4- 0	3- 0	3- 0				
6- 0	1- 0	0- 0	HOME	2- 0	1- 0	2- 0				
4- 0	0- 0	0- 0	AWAY	2- 0	1- 0	1- 0				
2- 0	1- 0	0- 0	NEUTRAL	0- 0	1- 0	0- 0				
12- 0	2- 0	0- 0	NON-CONFERENCE	4- 0	3- 0	3- 0				
6- 0	1- 0	0- 0	HOME	2- 0	1- 0	2- 0				
4- 0	0- 0	0- 0	AWAY	2- 0	1- 0	1- 0				
2- 0	1- 0	0- 0	NEUTRAL	0- 0	1- 0	0- 0				
0- 0	0- 0	0- 0	CONFERENCE	0- 0	0- 0	0- 0				
0- 0	0- 0	0- 0	HOME	0- 0	0- 0	0- 0				
0- 0	0- 0	0- 0	AWAY	0- 0	0- 0	0- 0				
0- 0	0- 0	0- 0	NEUTRAL	0- 0	0- 0	0- 0				

RPI S	RPI 1-25	Team's RPI: 8	RPI S	RPI 26-50	Score	RPI S	RPI 51-100	Score	RPI S	RPI 101+	Score
18 H	Kentucky	80 75				58 A	Central Mich.	72 68	117 N	Hartford	86 69
21 N	Arizona St.	58 56				78 A	Boise St.	74 55	127 H	Miami (OH)	95 73
						83 H	UT Martin	102 62	135 A	Chattanooga	75 49
						85 H	Nebraska	85 68	160 A	Western Ky.	102 80
									295 H	Northern Ky.	92 59
									301 H	Tennessee St.	107 52

LAST 12 Division I GAMES:											
58 A	Central Mich.	72 68	85 H	Nebraska	85 68	127 H	Miami (OH)	95 73			
295 H	Northern Ky.	92 59	117 N	Hartford	86 69	21 N	Arizona St.	58 56			
18 H	Kentucky	80 75	78 A	Boise St.	74 55						
83 H	UT Martin	102 62	135 A	Chattanooga	75 49						
301 H	Tennessee St.	107 52									
160 A	Western Ky.	102 80									

Non-Div I Games:

Louisville

Average RPI	Win: 315	WON-LOST RECORD	WINNING PCT. RANK	LAST 10 GAMES	STRENGTH OF SCHEDULE	OPP. STRENGTH OF SCHEDULE	TEAM RPI	ADJ. RPI	CONF. RPI	ADJ CONF. RPI
Average RPI	Loss: 104									
DIV. I ONLY	6- 5	145	6-4	303	250	244	244	14	14	
DIV. I NON-CONF.	6- 5	144	0- 1	304	249	244	244	14	14	

TOTALS	RPI 1-25	RPI 26-50	W-L RECORDS	RPI 51-100	RPI 101-150	RPI 150+				
6- 5	0- 0	0- 1	OVERALL	0- 1	0- 2	6- 1				
4- 2	0- 0	0- 1	HOME	0- 0	0- 1	4- 0				
2- 3	0- 0	0- 0	AWAY	0- 1	0- 1	2- 1				
0- 0	0- 0	0- 0	NEUTRAL	0- 0	0- 0	0- 0				
6- 5	0- 0	0- 1	NON-CONFERENCE	0- 1	0- 2	6- 1				
4- 2	0- 0	0- 1	HOME	0- 0	0- 1	4- 0				
2- 3	0- 0	0- 0	AWAY	0- 1	0- 1	2- 1				
0- 0	0- 0	0- 0	NEUTRAL	0- 0	0- 0	0- 0				
0- 0	0- 0	0- 0	CONFERENCE	0- 0	0- 0	0- 0				
0- 0	0- 0	0- 0	HOME	0- 0	0- 0	0- 0				
0- 0	0- 0	0- 0	AWAY	0- 0	0- 0	0- 0				
0- 0	0- 0	0- 0	NEUTRAL	0- 0	0- 0	0- 0				

RPI	S	Opponent	Score	RPI	S	Opponent	Score	RPI	S	Opponent	Score	RPI	S	Opponent	Score	Team's RPI: 244
42	H	DePaul	76 102	67	A	Purdue	41 65	114	A	Youngstown St.	63 74	147	H	UMKC	74 88	
								152	A	Bowling Green	74 88	264	H	SIUE	56 43	
								303	H	Detroit Mercy	52 43	322	A	Western Mi ch.	64 53	
								326	H	Chicago St.	76 40	331	A	UIC	75 60	
								343	H	Purdue Fort Wayne	81 67					

LAST 12 Division I GAMES:																
42	H	DePaul	76 102	343	H	Purdue Fort Wayne	81 67	326	H	Chicago St.	76 40	152	A	Bowling Green	74 88	
147	H	UMKC	74 88	303	H	Detroit Mercy	52 43	331	A	UIC	75 60	114	A	Youngstown St.	63 74	
67	A	Purdue	41 65													
264	H	SIUE	56 43													
322	A	Western Mi ch.	64 53													

Non-Div I Games:

Loyol a Chi cago

Average RPI Win: 227 WON-LOST RECORD WINNING PCT. RANK LAST 10 GAMES STRENGTH OF SCHEDULE OPP. STRENGTH OF SCHEDULE TEAM RPI ADJ. RPI CONF. RPI ADJ CONF. RPI

Average RPI Loss: 180

DIV. I ONLY	1- 10	332	1-9	126	309	290	290	25	25
DIV. I NON-CONF.	1- 10	332	0- 1	126	309	290	290	25	25

TOTALS	RPI 1-25	RPI 26-50	W-L RECORDS	RPI 51-100	RPI 101-150	RPI 150+			
1- 10	0- 0	0- 1	OVERALL	0- 1	0- 1	1- 7			
0- 3	0- 0	0- 0	HOME	0- 0	0- 0	0- 3			
1- 6	0- 0	0- 1	AWAY	0- 0	0- 1	1- 4			
0- 1	0- 0	0- 0	NEUTRAL	0- 1	0- 0	0- 0			
1- 10	0- 0	0- 1	NON-CONFERENCE	0- 1	0- 1	1- 7			
0- 3	0- 0	0- 0	HOME	0- 0	0- 0	0- 3			
1- 6	0- 0	0- 1	AWAY	0- 0	0- 1	1- 4			
0- 1	0- 0	0- 0	NEUTRAL	0- 1	0- 0	0- 0			
0- 0	0- 0	0- 0	CONFERENCE	0- 0	0- 0	0- 0			
0- 0	0- 0	0- 0	HOME	0- 0	0- 0	0- 0			
0- 0	0- 0	0- 0	AWAY	0- 0	0- 0	0- 0			
0- 0	0- 0	0- 0	NEUTRAL	0- 0	0- 0	0- 0			

RPI S Opponent Score	RPI S Opponent Score	RPI S Opponent Score	RPI S Opponent Score
	34 A Maryl and 48 83	88 N Boston College 47 73	Team's RPI: 290
			139 A Georgetown 30 45
			157 A Towson 57 62
			164 H William & Mary 49 65
			191 A George Mason 38 70
			211 H Mt. St. Mary's 67 77
			227 A Monmouth 75 67
			239 A Dartmouth 41 54
			282 A Saint Joseph's 46 49
			299 H St. Francis Brooklyn 70 75
LAST 12 Division I GAMES:			
282 A Saint Joseph's 46 49	88 N Boston College 47 73		
227 A Monmouth 75 67	164 H William & Mary 49 65		
34 A Maryl and 48 83	139 A Georgetown 30 45		
299 H St. Francis Brooklyn 70 75	239 A Dartmouth 41 54		
157 A Towson 57 62	191 A George Mason 38 70		
211 H Mt. St. Mary's 67 77			

Non-Div I Games:

Loyola Maryl and

Average RPI	Win:	176	WON-LOST	WINNING	LAST 10	STRENGTH OF	OPP. STRENGTH	TEAM	ADJ.	CONF.	ADJ CONF.
Average RPI	Loss:	93	RECORD	PCT. RANK	GAMES	SCHEDULE	OF SCHEDULE	RPI	RPI	RPI	RPI
DIV. I ONLY		7- 5		130	5-5	127	100	118	118	7	7
DIV. I NON-CONF.		7- 5		132	1- 0	127	101	118	118	7	7

TOTALS	RPI 1-25		RPI 26-50		W-L RECORDS	RPI 51-100		RPI 101-150		RPI 150+	
7- 5	0- 2		0- 0		OVERALL	2- 0		2- 2		3- 1	
4- 2	0- 1		0- 0		HOME	2- 0		0- 1		2- 0	
3- 1	0- 0		0- 0		AWAY	0- 0		2- 0		1- 1	
0- 2	0- 1		0- 0		NEUTRAL	0- 0		0- 1		0- 0	
7- 5	0- 2		0- 0		NON-CONFERENCE	2- 0		2- 2		3- 1	
4- 2	0- 1		0- 0		HOME	2- 0		0- 1		2- 0	
3- 1	0- 0		0- 0		AWAY	0- 0		2- 0		1- 1	
0- 2	0- 1		0- 0		NEUTRAL	0- 0		0- 1		0- 0	
0- 0	0- 0		0- 0		CONFERENCE	0- 0		0- 0		0- 0	
0- 0	0- 0		0- 0		HOME	0- 0		0- 0		0- 0	
0- 0	0- 0		0- 0		AWAY	0- 0		0- 0		0- 0	
0- 0	0- 0		0- 0		NEUTRAL	0- 0		0- 0		0- 0	

RPI 1-25				RPI 26-50				RPI 51-100				RPI 101+ Team's RPI: 118			
RPI	S	Opponent	Score	RPI	S	Opponent	Score	RPI	S	Opponent	Score	RPI	S	Opponent	Score
14	N	South Dakota	40 67					60	H	UCLA	69 63	103	A	Arizona	66 64
15	H	Indiana	43 67					97	H	UC Davis	60 53	121	N	Grambling	61 62
												145	H	Northern Ariz.	62 63
												146	A	CSUN	72 53
												168	A	Denver	75 104
												242	H	Long Beach St.	71 62
												279	A	UC Santa Barbara	70 57
												302	H	Robert Morris	61 53

LAST 12 Division I GAMES:															
121	N	Grambling	61 62	302	H	Robert Morris	61 53								
14	N	South Dakota	40 67	97	H	UC Davis	60 53								
15	H	Indiana	43 67	145	H	Northern Ariz.	62 63								
242	H	Long Beach St.	71 62	279	A	UC Santa Barbara	70 57								
146	A	CSUN	72 53	103	A	Arizona	66 64								
168	A	Denver	75 104	60	H	UCLA	69 63								

Non-Div I Games:

Loyola Marymount

Average RPI	Win:	165	WON-LOST	WINNING	LAST 10	STRENGTH OF	OPP. STRENGTH	TEAM	ADJ.	CONF.	ADJ CONF.
Average RPI	Loss:	28	RECORD	PCT. RANK	GAMES	SCHEDULE	OF SCHEDULE	RPI	RPI	RPI	RPI
DIV. I ONLY		7- 4		106	6-4	34	101	29	29	24	24
DIV. I NON-CONF.		7- 4		104	0- 1	36	102	28	28	24	24

TOTALS	RPI 1-25		RPI 26-50		W-L RECORDS	RPI 51-100		RPI 101-150		RPI 150+	
7- 4	0- 1		1- 3		OVERALL	2- 0		1- 0		3- 0	
2- 1	0- 0		0- 1		HOME	1- 0		0- 0		1- 0	
3- 3	0- 1		1- 2		AWAY	0- 0		1- 0		1- 0	
2- 0	0- 0		0- 0		NEUTRAL	1- 0		0- 0		1- 0	
7- 4	0- 1		1- 3		NON-CONFERENCE	2- 0		1- 0		3- 0	
2- 1	0- 0		0- 1		HOME	1- 0		0- 0		1- 0	
3- 3	0- 1		1- 2		AWAY	0- 0		1- 0		1- 0	
2- 0	0- 0		0- 0		NEUTRAL	1- 0		0- 0		1- 0	
0- 0	0- 0		0- 0		CONFERENCE	0- 0		0- 0		0- 0	
0- 0	0- 0		0- 0		HOME	0- 0		0- 0		0- 0	
0- 0	0- 0		0- 0		AWAY	0- 0		0- 0		0- 0	
0- 0	0- 0		0- 0		NEUTRAL	0- 0		0- 0		0- 0	

RPI 1-25				RPI 26-50				Team's RPI: 29				RPI 51-100				RPI 101+			
RPI	S	Opponent	Score	RPI	S	Opponent	Score	RPI	S	Opponent	Score	RPI	S	Opponent	Score	RPI	S	Opponent	Score
5	A	NC State	46 84	31	A	Northeastern	55 63	71	H	Toledo	73 59	113	A	Harvard	67 60				
				32	A	Green Bay	39 70	79	N	Penn	47 46	263	H	Brown	102 96				
				41	A	North Carolina	85 73					277	A	Bryant	74 57				
				43	H	Duke	63 66					312	N	N. C. A&T	58 52				
LAST 12 Division I GAMES:																			
5	A	NC State	46 84	31	A	Northeastern	55 63												
263	H	Brown	102 96	32	A	Green Bay	39 70												
113	A	Harvard	67 60	43	H	Duke	63 66												
41	A	North Carolina	85 73	277	A	Bryant	74 57												
79	N	Penn	47 46	71	H	Toledo	73 59												
312	N	N. C. A&T	58 52																

Non-Div I Games:

Maine

Average RPI Win:	342	WON-LOST	WINNING	LAST 10	STRENGTH OF	OPP. STRENGTH	TEAM	ADJ.	CONF.	ADJ CONF.
Average RPI Loss:	203	RECORD	PCT. RANK	GAMES	SCHEDULE	OF SCHEDULE	RPI	RPI	RPI	RPI
DIV. I ONLY	2- 9	301	1-9	274	339	339	339	28	28	
DIV. I NON-CONF.	2- 9	299	0- 1	274	338	339	339	28	28	
<hr/>										
TOTALS	RPI 1-25	RPI 26-50	W-L RECORDS	RPI 51-100	RPI 101-150	RPI 150+				
2- 9	0- 0	0- 0	OVERALL	0- 1	0- 2	2- 6				
2- 5	0- 0	0- 0	HOME	0- 1	0- 1	2- 3				
0- 4	0- 0	0- 0	AWAY	0- 0	0- 1	0- 3				
0- 0	0- 0	0- 0	NEUTRAL	0- 0	0- 0	0- 0				
2- 9	0- 0	0- 0	NON-CONFERENCE	0- 1	0- 2	2- 6				
2- 5	0- 0	0- 0	HOME	0- 1	0- 1	2- 3				
0- 4	0- 0	0- 0	AWAY	0- 0	0- 1	0- 3				
0- 0	0- 0	0- 0	NEUTRAL	0- 0	0- 0	0- 0				
0- 0	0- 0	0- 0	CONFERENCE	0- 0	0- 0	0- 0				
0- 0	0- 0	0- 0	HOME	0- 0	0- 0	0- 0				
0- 0	0- 0	0- 0	AWAY	0- 0	0- 0	0- 0				
0- 0	0- 0	0- 0	NEUTRAL	0- 0	0- 0	0- 0				

RPI 1-25				RPI 26-50				RPI 51-100				RPI 101+				Team's RPI: 339		
RPI	S	Opponent	Score	RPI	S	Opponent	Score	RPI	S	Opponent	Score	RPI	S	Opponent	Score			
								64	H	Wright St.	44	60		107	H	Stony Brook	48	79
												144	A	Fordham	61	65		
												159	H	Drexel	39	53		
												204	A	Holy Cross	53	61		
												234	H	Sacred Heart	46	74		
												299	A	St. Francis Brooklyn	65	73		
												303	H	Detroit Mercy	56	58		
												316	A	Albany (NY)	54	60		
												334	H	Lafayette	60	49		
												350	H	LIU Brooklyn	61	46		
LAST 12 Division I GAMES:																		
				64	H	Wright St.	44	60	204	A	Holy Cross	53	61					
				159	H	Drexel	39	53	234	H	Sacred Heart	46	74					
				334	H	Lafayette	60	49	316	A	Albany (NY)	54	60					
				144	A	Fordham	61	65	299	A	St. Francis Brooklyn	65	73					
				303	H	Detroit Mercy	56	58	350	H	LIU Brooklyn	61	46					
				107	H	Stony Brook	48	79										

Non-Div I Games:

Manhattan

Average RPI	Win:	207	WON-LOST	WINNING	LAST 10	STRENGTH OF	OPP. STRENGTH	TEAM	ADJ.	CONF.	ADJ CONF.
Average RPI	Loss:	65	RECORD	PCT. RANK	GAMES	SCHEDULE	OF SCHEDULE	RPI	RPI	RPI	RPI

DIV. I ONLY	8- 3	67	7-3	192	128	75	75	28	28
DIV. I NON-CONF.	8- 3	69	1- 0	191	126	75	75	28	28
TOTALS	RPI 1-25	RPI 26-50	W-L RECORDS	RPI 51-100	RPI 101-150	RPI 150+			
8- 3	0- 0	1- 1	OVERALL	0- 2	0- 0	7- 0			
3- 0	0- 0	1- 0	HOME	0- 0	0- 0	2- 0			
3- 2	0- 0	0- 1	AWAY	0- 1	0- 0	3- 0			
2- 1	0- 0	0- 0	NEUTRAL	0- 1	0- 0	2- 0			
8- 3	0- 0	1- 1	NON-CONFERENCE	0- 2	0- 0	7- 0			
3- 0	0- 0	1- 0	HOME	0- 0	0- 0	2- 0			
3- 2	0- 0	0- 1	AWAY	0- 1	0- 0	3- 0			
2- 1	0- 0	0- 0	NEUTRAL	0- 1	0- 0	2- 0			
0- 0	0- 0	0- 0	CONFERENCE	0- 0	0- 0	0- 0			
0- 0	0- 0	0- 0	HOME	0- 0	0- 0	0- 0			
0- 0	0- 0	0- 0	AWAY	0- 0	0- 0	0- 0			
0- 0	0- 0	0- 0	NEUTRAL	0- 0	0- 0	0- 0			

RPI 1-25	RPI 26-50	RPI 51-100	Team's RPI: 75	RPI 101+
RPI S Opponent Score	RPI S Opponent Score	RPI S Opponent Score		RPI S Opponent Score
	31 H Northeastern 90 84	64 N Wright St. 60 76		197 H Boston U. 68 57
	43 A Duke 56 64	87 A Princeton 57 60		212 H Temple 74 68
				213 A El on 61 57
				220 A Navy 72 48
				222 N Hofstra 71 57
				243 N Stetson 76 69
				316 A Al bany (NY) 74 56
LAST 12 Division I GAMES:				
43 A Duke 56 64	31 H Northeastern 90 84			
213 A El on 61 57	87 A Princeton 57 60			
64 N Wright St. 60 76	316 A Al bany (NY) 74 56			
222 N Hofstra 71 57	197 H Boston U. 68 57			
243 N Stetson 76 69	220 A Navy 72 48			
212 H Temple 74 68				

Non-Div I Games:

Marist

Average RPI Win: 141		WON-LOST	WINNING	LAST 10	STRENGTH OF		OPP. STRENGTH	TEAM	ADJ.	CONF.	ADJ CONF.
Average RPI Loss: 13		RECORD	PCT. RANK	GAMES	SCHEDULE		OF SCHEDULE	RPI	RPI	RPI	RPI
DIV. I ONLY		9- 3	63	7-3	33		42	17	17	4	4
DIV. I NON-CONF.		9- 3	63	1- 0	35		42	17	17	3	3

TOTALS		RPI 1-25		RPI 26-50	W-L RECORDS		RPI 51-100	RPI 101-150		RPI 150+	
9- 3		0- 3		2- 0	OVERALL		2- 0	2- 0		3- 0	
7- 1		0- 1		2- 0	HOME		1- 0	2- 0		2- 0	
2- 2		0- 2		0- 0	AWAY		1- 0	0- 0		1- 0	
0- 0		0- 0		0- 0	NEUTRAL		0- 0	0- 0		0- 0	
9- 3		0- 3		2- 0	NON-CONFERENCE		2- 0	2- 0		3- 0	
7- 1		0- 1		2- 0	HOME		1- 0	2- 0		2- 0	
2- 2		0- 2		0- 0	AWAY		1- 0	0- 0		1- 0	
0- 0		0- 0		0- 0	NEUTRAL		0- 0	0- 0		0- 0	
0- 0		0- 0		0- 0	CONFERENCE		0- 0	0- 0		0- 0	
0- 0		0- 0		0- 0	HOME		0- 0	0- 0		0- 0	
0- 0		0- 0		0- 0	AWAY		0- 0	0- 0		0- 0	
0- 0		0- 0		0- 0	NEUTRAL		0- 0	0- 0		0- 0	

RPI	S	Opponent	Score	RPI	S	Opponent	Score	RPI	S	Opponent	Score	RPI	S	Opponent	Score
1	H	Notre Dame	63 87	32	H	Green Bay	80 54	74	H	UNI	102 61	112	H	Michigan	85 74
13	A	Mississippi St.	82 87	40	H	South Dakota St.	91 52	100	A	Northwestern	76 57	132	H	Montana St.	100 52
25	A	Miami (FL)	55 63									192	A	Milwaukee	83 74
												253	H	Binghamton	93 40
												331	H	UIC	96 32

LAST 12 Division I GAMES:															
32	H	Green Bay	80 54	74	H	UNI	102 61	25	A	Miami (FL)	55 63	1	H	Notre Dame	63 87
100	A	Northwestern	76 57	25	A	Miami (FL)	55 63	1	H	Notre Dame	63 87	253	H	Binghamton	93 40
13	A	Mississippi St.	82 87	1	H	Notre Dame	63 87	132	H	Montana St.	100 52	132	H	Montana St.	100 52
112	H	Michigan	85 74	253	H	Binghamton	93 40	40	H	South Dakota St.	91 52	331	H	UIC	96 32
192	A	Milwaukee	83 74	40	H	South Dakota St.	91 52								
331	H	UIC	96 32												

Non-Div I Games:

Marquette

Average RPI Win:	283	WON-LOST	WINNING	LAST 10	STRENGTH OF	OPP. STRENGTH	TEAM	ADJ.	CONF.	ADJ CONF.
Average RPI Loss:	147	RECORD	PCT. RANK	GAMES	SCHEDULE	OF SCHEDULE	RPI	RPI	RPI	RPI

DIV. I ONLY	4- 7	229	5-5	306	185	309	309	15	15
DIV. I NON-CONF.	4- 7	229	0- 1	307	184	308	308	17	17
TOTALS	RPI 1-25	RPI 26-50	W-L RECORDS	RPI 51-100	RPI 101-150	RPI 150+			
4- 7	0- 0	0- 0	OVERALL	0- 1	0- 1	4- 5			
4- 2	0- 0	0- 0	HOME	0- 0	0- 0	4- 2			
0- 5	0- 0	0- 0	AWAY	0- 1	0- 1	0- 3			
0- 0	0- 0	0- 0	NEUTRAL	0- 0	0- 0	0- 0			
4- 7	0- 0	0- 0	NON-CONFERENCE	0- 1	0- 1	4- 5			
4- 2	0- 0	0- 0	HOME	0- 0	0- 0	4- 2			
0- 5	0- 0	0- 0	AWAY	0- 1	0- 1	0- 3			
0- 0	0- 0	0- 0	NEUTRAL	0- 0	0- 0	0- 0			
0- 0	0- 0	0- 0	CONFERENCE	0- 0	0- 0	0- 0			
0- 0	0- 0	0- 0	HOME	0- 0	0- 0	0- 0			
0- 0	0- 0	0- 0	AWAY	0- 0	0- 0	0- 0			
0- 0	0- 0	0- 0	NEUTRAL	0- 0	0- 0	0- 0			

RPI 1-25				RPI 26-50				RPI 51-100				RPI 101+				Team's RPI: 309			
RPI	S	Opponent	Score	RPI	S	Opponent	Score	RPI	S	Opponent	Score	RPI	S	Opponent	Score				
								92	A	Clemson	54	68	131	A	Southern Ill.	49	58		
												152	A	Bowling Green	76	99			
												156	A	Wisconsin	49	67			
												157	H	Towson	69	76			
												161	A	Appalachian St.	52	74			
												179	H	Indiana St.	53	62			
												237	H	Cleveland St.	86	64			
												245	H	Coppin St.	88	67			
												301	H	Tennessee St.	80	59			
												347	H	Evansville	72	65			
LAST 12 Division I GAMES:																			
				156	A	Wisconsin	49	67	157	H	Towson	69	76						
				245	H	Coppin St.	88	67	92	A	Clemson	54	68						
				347	H	Evansville	72	65	301	H	Tennessee St.	80	59						
				161	A	Appalachian St.	52	74	237	H	Cleveland St.	86	64						
				131	A	Southern Ill.	49	58	179	H	Indiana St.	53	62						
				152	A	Bowling Green	76	99											

Non-Div I Games: Bluefield St. 82 29

Marshall

Average RPI	Win: 177	WON-LOST RECORD	WINNING PCT. RANK	LAST 10 GAMES	STRENGTH OF SCHEDULE	OPP. STRENGTH OF SCHEDULE	TEAM RPI	ADJ. RPI	CONF. RPI	ADJ CONF. RPI
Average RPI	Loss: 0									
DIV. I ONLY		12- 0	1	10-0	242	63	34	34	3	3
DIV. I NON-CONF.		11- 0	1	0- 0	267	79	40	40	4	4

TOTALS	RPI 1-25		RPI 26-50	W-L RECORDS	RPI 51-100		RPI 101-150		RPI 150+	
12- 0	0- 0		0- 0	OVERALL	4- 0		2- 0		6- 0	
6- 0	0- 0		0- 0	HOME	3- 0		0- 0		3- 0	
4- 0	0- 0		0- 0	AWAY	1- 0		1- 0		2- 0	
2- 0	0- 0		0- 0	NEUTRAL	0- 0		1- 0		1- 0	
11- 0	0- 0		0- 0	NON-CONFERENCE	4- 0		1- 0		6- 0	
6- 0	0- 0		0- 0	HOME	3- 0		0- 0		3- 0	
3- 0	0- 0		0- 0	AWAY	1- 0		0- 0		2- 0	
2- 0	0- 0		0- 0	NEUTRAL	0- 0		1- 0		1- 0	
1- 0	0- 0		0- 0	CONFERENCE	0- 0		1- 0		0- 0	
0- 0	0- 0		0- 0	HOME	0- 0		0- 0		0- 0	
1- 0	0- 0		0- 0	AWAY	0- 0		1- 0		0- 0	
0- 0	0- 0		0- 0	NEUTRAL	0- 0		0- 0		0- 0	

RPI 1-25				RPI 26-50				Team's RPI: 34				RPI 51-100				RPI 101+			
RPI	S	Opponent	Score	RPI	S	Opponent	Score					RPI	S	Opponent	Score	RPI	S	Opponent	Score
												62	H	Georgi a Tech	67 54	106	A	Penn St.	77 61
												63	A	South Carol i na	85 61	149	N	Georgi a	58 51
												65	H	Dayton	82 71	214	A	Del aware	77 53
												91	H	James Madi son	87 63	217	A	George Washi ngton	69 30
																245	H	Coppi n St.	93 36
																280	H	UMBC	92 61
																290	H	Loyol a Maryl and	83 48
																336	N	Morgan St.	68 44
LAST 12 Division I GAMES:																			
62	H	Georgi a Tech	67 54	106	A	Penn St.	77 61					214	A	Del aware	77 53				
149	N	Georgi a	58 51	290	H	Loyol a Maryl and	83 48					91	H	James Madi son	87 63				
336	N	Morgan St.	68 44	280	H	UMBC	92 61					245	H	Coppi n St.	93 36				
63	A	South Carol i na	85 61																
217	A	George Washi ngton	69 30																
65	H	Dayton	82 71																

Non-Div I Games:

Maryland

Average RPI Win:	268	WON-LOST	WINNING	LAST 10	STRENGTH OF	OPP. STRENGTH	TEAM	ADJ.	CONF.	ADJ CONF.
Average RPI Loss:	164	RECORD	PCT. RANK	GAMES	SCHEDULE	OF SCHEDULE	RPI	RPI	RPI	RPI
DIV. I ONLY	7- 6	155	5-5	287	268	240	240	17	17	
DIV. I NON-CONF.	7- 6	154	0- 1	287	266	240	240	18	18	

TOTALS	RPI 1-25	RPI 26-50	W-L RECORDS	RPI 51-100	RPI 101-150	RPI 150+				
7- 6	0- 0	0- 2	OVERALL	0- 0	0- 0	7- 4				
5- 2	0- 0	0- 0	HOME	0- 0	0- 0	5- 2				
1- 3	0- 0	0- 1	AWAY	0- 0	0- 0	1- 2				
1- 1	0- 0	0- 1	NEUTRAL	0- 0	0- 0	1- 0				
7- 6	0- 0	0- 2	NON-CONFERENCE	0- 0	0- 0	7- 4				
5- 2	0- 0	0- 0	HOME	0- 0	0- 0	5- 2				
1- 3	0- 0	0- 1	AWAY	0- 0	0- 0	1- 2				
1- 1	0- 0	0- 1	NEUTRAL	0- 0	0- 0	1- 0				
0- 0	0- 0	0- 0	CONFERENCE	0- 0	0- 0	0- 0				
0- 0	0- 0	0- 0	HOME	0- 0	0- 0	0- 0				
0- 0	0- 0	0- 0	AWAY	0- 0	0- 0	0- 0				
0- 0	0- 0	0- 0	NEUTRAL	0- 0	0- 0	0- 0				

RPI 1-25				RPI 26-50				RPI 51-100				RPI 101+ Team's RPI: 240			
RPI	S	Opponent	Score	RPI	S	Opponent	Score	RPI	S	Opponent	Score	RPI	S	Opponent	Score
				31	A	Northeastern	52 53					157	A	Towson	53 78
				47	N	Bucknell	58 77					185	H	North Dakota	52 59
												197	H	Boston U.	66 55
												234	H	Sacred Heart	78 61
												263	A	Brown	90 61
												272	H	UMass Lowell	59 62
												273	H	Central Conn. St.	74 59
												278	N	Fairfield	59 49
												294	A	Siena	59 64
												300	H	Incarnate Word	71 59
												328	H	UTRGV	74 70
LAST 12 Division I GAMES:															
				185	H	North Dakota	52 59					272	H	UMass Lowell	59 62
				278	N	Fairfield	59 49					294	A	Siena	59 64
				263	A	Brown	90 61					197	H	Boston U.	66 55
				47	N	Bucknell	58 77					300	H	Incarnate Word	71 59
				328	H	UTRGV	74 70					31	A	Northeastern	52 53
				273	H	Central Conn. St.	74 59					157	A	Towson	53 78

Non-Div I Games:

Massachusetts

Average RPI Win:	0	WON-LOST	WINNING	LAST 10	STRENGTH OF	OPP. STRENGTH	TEAM	ADJ.	CONF.	ADJ CONF.
Average RPI Loss:	164	RECORD	PCT. RANK	GAMES	SCHEDULE	OF SCHEDULE	RPI	RPI	RPI	RPI
DIV. I ONLY	0- 7	335	2-8	108	306	321	321	23	23	
DIV. I NON-CONF.	0- 7	334	0- 0	107	306	322	322	23	23	

TOTALS	RPI 1-25	RPI 26-50	W-L RECORDS	RPI 51-100	RPI 101-150	RPI 150+				
0- 7	0- 0	0- 0	OVERALL	0- 3	0- 2	0- 2				
0- 1	0- 0	0- 0	HOME	0- 0	0- 0	0- 1				
0- 6	0- 0	0- 0	AWAY	0- 3	0- 2	0- 1				
0- 0	0- 0	0- 0	NEUTRAL	0- 0	0- 0	0- 0				
0- 7	0- 0	0- 0	NON-CONFERENCE	0- 3	0- 2	0- 2				
0- 1	0- 0	0- 0	HOME	0- 0	0- 0	0- 1				
0- 6	0- 0	0- 0	AWAY	0- 3	0- 2	0- 1				
0- 0	0- 0	0- 0	NEUTRAL	0- 0	0- 0	0- 0				
0- 0	0- 0	0- 0	CONFERENCE	0- 0	0- 0	0- 0				
0- 0	0- 0	0- 0	HOME	0- 0	0- 0	0- 0				
0- 0	0- 0	0- 0	AWAY	0- 0	0- 0	0- 0				
0- 0	0- 0	0- 0	NEUTRAL	0- 0	0- 0	0- 0				

RPI 1-25				RPI 26-50				RPI 51-100				RPI 101+ Team' s RPI : 321					
RPI	S	Opponent	Score	RPI	S	Opponent	Score	RPI	S	Opponent	Score	RPI	S	Opponent	Score		
								56	A	Texas	40	96	121	A	Grambl i ng	51	75
								84	A	LSU	36	86	140	A	UAB	48	91
								94	A	Ri ce	65	93	319	A	La. -Monroe	60	69
												332	H	Loui si ana	59	70	
LAST 12 Di vi si on I GAMES:																	
				332	H	Loui si ana	59	70	84	A	LSU	36	86				
				121	A	Grambl i ng	51	75	140	A	UAB	48	91				
									94	A	Ri ce	65	93				
									319	A	La. -Monroe	60	69				
									56	A	Texas	40	96				

Non-Div I Games: LSU-Alexandria 60 68 Louisiana Col. 86 68 Southern-N. O. 106 54

McNeese

Average RPI Win: 210
Average RPI Loss: 152

WON-LOST
RECORD

WINNING
PCT. RANK

LAST 10
GAMES

STRENGTH OF
SCHEDULE

OPP. STRENGTH
OF SCHEDULE

TEAM
RPI

ADJ.
RPI

CONF.
RPI

ADJ CONF.
RPI

DIV. I ONLY	4- 7	229	3-7	235	176	281	281	8	8
DIV. I NON-CONF.	4- 7	229	0- 1	233	175	282	282	8	8
<hr/>									
TOTALS	RPI 1-25	RPI 26-50	W-L RECORDS	RPI 51-100	RPI 101-150	RPI 150+			
4- 7	0- 0	0- 0	OVERALL	1- 1	0- 2	3- 4			
3- 4	0- 0	0- 0	HOME	0- 1	0- 1	3- 2			
0- 3	0- 0	0- 0	AWAY	0- 0	0- 1	0- 2			
1- 0	0- 0	0- 0	NEUTRAL	1- 0	0- 0	0- 0			
4- 7	0- 0	0- 0	NON-CONFERENCE	1- 1	0- 2	3- 4			
3- 4	0- 0	0- 0	HOME	0- 1	0- 1	3- 2			
0- 3	0- 0	0- 0	AWAY	0- 0	0- 1	0- 2			
1- 0	0- 0	0- 0	NEUTRAL	1- 0	0- 0	0- 0			
0- 0	0- 0	0- 0	CONFERENCE	0- 0	0- 0	0- 0			
0- 0	0- 0	0- 0	HOME	0- 0	0- 0	0- 0			
0- 0	0- 0	0- 0	AWAY	0- 0	0- 0	0- 0			
0- 0	0- 0	0- 0	NEUTRAL	0- 0	0- 0	0- 0			

RPI 1-25				RPI 26-50				RPI 51-100				RPI 101+				Team's RPI: 281
RPI	S	Opponent	Score	RPI	S	Opponent	Score	RPI	S	Opponent	Score	RPI	S	Opponent	Score	
								71	H	Toledo	48 58	140	A	UAB	54 85	
								98	N	Mercer	59 53	148	H	Little Rock	60 63	
												158	H	Louisiana Tech	50 66	
												171	A	Coastal Caro.	71 90	
												187	A	Arkansas St.	66 77	
												190	H	New Orleans	59 66	
												209	H	Samford	53 48	
												221	H	Southeast Mo. St.	69 57	
												311	H	Jackson St.	68 67	
<hr/>																
LAST 12 Division I GAMES:																
148	H	Little Rock	60 63	71	H	Toledo	48 58	171	A	Coastal Caro.	71 90					
221	H	Southeast Mo. St.	69 57	98	N	Mercer	59 53	158	H	Louisiana Tech	50 66					
209	H	Samford	53 48					140	A	UAB	54 85					
190	H	New Orleans	59 66					187	A	Arkansas St.	66 77					
311	H	Jackson St.	68 67													

Non-Div I Games:

Memphis

Average RPI Win: 188
Average RPI Loss: 107

WON-LOST
RECORD

WINNING
PCT. RANK

LAST 10
GAMES

STRENGTH OF
SCHEDULE

OPP. STRENGTH
OF SCHEDULE

TEAM
RPI

ADJ.
RPI

CONF.
RPI

ADJ CONF.
RPI

DIV. I ONLY	7- 5	130	6-4	102	105	98	98	22	22
DIV. I NON-CONF.	7- 5	132	1- 0	102	106	97	97	22	22
TOTALS	RPI 1-25	RPI 26-50	W-L RECORDS	RPI 51-100	RPI 101-150	RPI 150+			
7- 5	0- 2	0- 0	OVERALL	1- 1	0- 1	6- 1			
3- 2	0- 2	0- 0	HOME	1- 0	0- 0	2- 0			
3- 2	0- 0	0- 0	AWAY	0- 1	0- 1	3- 0			
1- 1	0- 0	0- 0	NEUTRAL	0- 0	0- 0	1- 1			
7- 5	0- 2	0- 0	NON-CONFERENCE	1- 1	0- 1	6- 1			
3- 2	0- 2	0- 0	HOME	1- 0	0- 0	2- 0			
3- 2	0- 0	0- 0	AWAY	0- 1	0- 1	3- 0			
1- 1	0- 0	0- 0	NEUTRAL	0- 0	0- 0	1- 1			
0- 0	0- 0	0- 0	CONFERENCE	0- 0	0- 0	0- 0			
0- 0	0- 0	0- 0	HOME	0- 0	0- 0	0- 0			
0- 0	0- 0	0- 0	AWAY	0- 0	0- 0	0- 0			
0- 0	0- 0	0- 0	NEUTRAL	0- 0	0- 0	0- 0			

RPI 1-25				RPI 26-50				RPI 51-100				Team's RPI : 98				RPI 101+			
RPI	S	Opponent	Score	RPI	S	Opponent	Score	RPI	S	Opponent	Score	RPI	S	Opponent	Score	RPI	S	Opponent	Score
19	H	UCF	42 76					52	H	Charlotte	57 40	149	A	Georgia	60 67				
23	H	Florida St.	56 57					61	A	Wake Forest	54 69	152	N	Bowling Green	76 63				

Average RPI	Win:	160	WON-LOST	WINNING	LAST 10	STRENGTH OF	OPP. STRENGTH	TEAM	ADJ.	CONF.	ADJ CONF.
Average RPI	Loss:	38	RECORD	PCT. RANK	GAMES	SCHEDULE	OF SCHEDULE	RPI	RPI	RPI	RPI
DIV. I ONLY		12- 2		34	8-2	147	32	25	25	1	1
DIV. I NON-CONF.		12- 2		34	2- 1	149	33	24	24	1	1

TOTALS	RPI 1-25		RPI 26-50		W-L RECORDS	RPI 51-100		RPI 101-150		RPI 150+	
12- 2	1- 1		1- 0		OVERALL	2- 1		2- 0		6- 0	
9- 0	1- 0		1- 0		HOME	2- 0		1- 0		4- 0	
1- 2	0- 1		0- 0		AWAY	0- 1		0- 0		1- 0	
2- 0	0- 0		0- 0		NEUTRAL	0- 0		1- 0		1- 0	
12- 2	1- 1		1- 0		NON-CONFERENCE	2- 1		2- 0		6- 0	
9- 0	1- 0		1- 0		HOME	2- 0		1- 0		4- 0	
1- 2	0- 1		0- 0		AWAY	0- 1		0- 0		1- 0	
2- 0	0- 0		0- 0		NEUTRAL	0- 0		1- 0		1- 0	
0- 0	0- 0		0- 0		CONFERENCE	0- 0		0- 0		0- 0	
0- 0	0- 0		0- 0		HOME	0- 0		0- 0		0- 0	
0- 0	0- 0		0- 0		AWAY	0- 0		0- 0		0- 0	
0- 0	0- 0		0- 0		NEUTRAL	0- 0		0- 0		0- 0	

RPI	S	Opponent	Score	RPI	S	Opponent	Score	RPI	S	Opponent	Score	RPI	S	Opponent	Score
9	A	Iowa St.	52 75	46	H	Colorado	73 58	67	A	Purdue	63 74	101	N	Alabama	101 74
17	H	Marquette	63 55					68	H	SFA	81 60	117	H	Hartford	75 62
								85	H	Nebraska	82 68	174	N	Vanderbilt	90 65
												190	H	New Orleans	78 38
												212	H	Temple	73 61
												251	H	UMES	71 53
												325	A	FIU	94 43
												329	H	Florida A&M	103 54

LAST 12 Division I GAMES:															
117	H	Hartford	75 62	174	N	Vanderbilt	90 65	251	H	UMES	71 53				
17	H	Marquette	63 55					190	H	New Orleans	78 38				
9	A	Iowa St.	52 75	46	H	Colorado	73 58	67	A	Purdue	63 74				
329	H	Florida A&M	103 54	68	H	Nebraska	82 68	212	H	Temple	73 61				
101	N	Alabama	101 74												
85	H	Nebraska	82 68												

Non-Div I Games:

Miami (FL)

Average RPI Win:	252	WON-LOST	WINNING	LAST 10	STRENGTH OF	OPP. STRENGTH	TEAM	ADJ.	CONF.	ADJ CONF.
Average RPI Loss:	169	RECORD	PCT. RANK	GAMES	SCHEDULE	OF SCHEDULE	RPI	RPI	RPI	RPI
DIV. I ONLY	8- 2	49	8-2	322	168	127	127	10	10	
DIV. I NON-CONF.	8- 2	49	1- 0	322	167	127	127	10	10	

TOTALS	RPI 1-25	RPI 26-50	W-L RECORDS	RPI 51-100	RPI 101-150	RPI 150+				
8- 2	0- 1	0- 0	OVERALL	0- 0	1- 0	7- 1				
3- 0	0- 0	0- 0	HOME	0- 0	1- 0	2- 0				
5- 2	0- 1	0- 0	AWAY	0- 0	0- 0	5- 1				
0- 0	0- 0	0- 0	NEUTRAL	0- 0	0- 0	0- 0				
8- 2	0- 1	0- 0	NON-CONFERENCE	0- 0	1- 0	7- 1				
3- 0	0- 0	0- 0	HOME	0- 0	1- 0	2- 0				
5- 2	0- 1	0- 0	AWAY	0- 0	0- 0	5- 1				
0- 0	0- 0	0- 0	NEUTRAL	0- 0	0- 0	0- 0				
0- 0	0- 0	0- 0	CONFERENCE	0- 0	0- 0	0- 0				
0- 0	0- 0	0- 0	HOME	0- 0	0- 0	0- 0				
0- 0	0- 0	0- 0	AWAY	0- 0	0- 0	0- 0				
0- 0	0- 0	0- 0	NEUTRAL	0- 0	0- 0	0- 0				

RPI	S	Opponent	Score	RPI	S	Opponent	Score	RPI	S	Opponent	Score	RPI	S	Opponent	Score	Team's RPI: 127
8	A	Louisville	73 95									138	H	Cincinnati	78 65	
												163	A	Jacksonville St.	58 41	
												189	H	High Point	68 55	
												261	H	Eastern Ky.	60 44	
												303	A	Detroit Mercy	78 59	
												307	A	Valparaiso	68 47	
												324	A	Canisius	62 59	
												329	A	Florida A&M	56 57	
												331	A	UIC	65 56	

LAST 12 Division I GAMES:																
163	A	Jacksonville St.	58 41	8	A	Louisville	73 95	189	H	High Point	68 55	303	A	Detroit Mercy	78 59	
329	A	Florida A&M	56 57	261	H	Eastern Ky.	60 44	324	A	Canisius	62 59					
307	A	Valparaiso	68 47													
138	H	Cincinnati	78 65													
331	A	UIC	65 56													

Non-Div I Games:

Miami (OH)

Average RPI	Win: 229	WON-LOST RECORD	WINNING PCT. RANK	LAST 10 GAMES	STRENGTH OF SCHEDULE	OPP. STRENGTH OF SCHEDULE	TEAM RPI	ADJ. RPI	CONF. RPI	ADJ CONF. RPI
Average RPI	Loss: 41									
DIV. I ONLY	9- 4	90	6-4	263	58	112	112	3	3	
DIV. I NON-CONF.	9- 3	63	1- 1	265	70	101	101	4	4	

TOTALS	RPI 1-25	RPI 26-50	W-L RECORDS	RPI 51-100	RPI 101-150	RPI 150+				
9- 4	0- 2	0- 0	OVERALL	1- 2	2- 0	6- 0				
5- 0	0- 0	0- 0	HOME	0- 0	1- 0	4- 0				
2- 3	0- 2	0- 0	AWAY	0- 1	0- 0	2- 0				
2- 1	0- 0	0- 0	NEUTRAL	1- 1	1- 0	0- 0				
9- 3	0- 2	0- 0	NON-CONFERENCE	1- 1	2- 0	6- 0				
5- 0	0- 0	0- 0	HOME	0- 0	1- 0	4- 0				
2- 2	0- 2	0- 0	AWAY	0- 0	0- 0	2- 0				
2- 1	0- 0	0- 0	NEUTRAL	1- 1	1- 0	0- 0				
0- 1	0- 0	0- 0	CONFERENCE	0- 1	0- 0	0- 0				
0- 0	0- 0	0- 0	HOME	0- 0	0- 0	0- 0				
0- 1	0- 0	0- 0	AWAY	0- 1	0- 0	0- 0				
0- 0	0- 0	0- 0	NEUTRAL	0- 0	0- 0	0- 0				

RPI 1-25				RPI 26-50				RPI 51-100				RPI 101+ Team's RPI: 112			
RPI	S	Opponent	Score	RPI	S	Opponent	Score	RPI	S	Opponent	Score	RPI	S	Opponent	Score
5	A	NC State	55 66					55	N	Missouri	70 54	105	N	Washington	80 73
17	A	Marquette	74 85					56	N	Texas	52 69	122	H	Southern U.	76 35
								85	A	Nebraska	56 70	211	H	Mt. St. Mary's	88 40
												258	A	Oakland	85 59
												303	H	Detroit Mercy	95 62
												322	A	Western Mi ch.	79 42
												336	H	Morgan St.	70 47
												350	H	LIU Brooklyn	83 38

LAST 12 Division I GAMES:															
56	N	Texas	52 69	105	N	Washington	80 73								
85	A	Nebraska	56 70	17	A	Marquette	74 85								
122	H	Southern U.	76 35	5	A	NC State	55 66								
336	H	Morgan St.	70 47	55	N	Missouri	70 54								
258	A	Oakland	85 59	303	H	Detroit Mercy	95 62								
350	H	LIU Brooklyn	83 38	322	A	Western Mi ch.	79 42								

Non-Div I Games:

Mi chi gan

Average RPI Win:	176	WON-LOST	WINNING	LAST 10	STRENGTH OF	OPP. STRENGTH	TEAM	ADJ.	CONF.	ADJ CONF.
Average RPI Loss:	5	RECORD	PCT. RANK	GAMES	SCHEDULE	OF SCHEDULE	RPI	RPI	RPI	RPI
DIV. I ONLY	10- 1	17	9-1	179	22	36	36	3	3	
DIV. I NON-CONF.	10- 1	17	1- 0	179	23	34	34	4	4	

TOTALS	RPI 1-25	RPI 26-50	W-L RECORDS	RPI 51-100	RPI 101-150	RPI 150+				
10- 1	1- 1	0- 0	OVERALL	1- 0	1- 0	7- 0				
7- 0	1- 0	0- 0	HOME	1- 0	0- 0	5- 0				
2- 0	0- 0	0- 0	AWAY	0- 0	1- 0	1- 0				
1- 1	0- 1	0- 0	NEUTRAL	0- 0	0- 0	1- 0				
10- 1	1- 1	0- 0	NON-CONFERENCE	1- 0	1- 0	7- 0				
7- 0	1- 0	0- 0	HOME	1- 0	0- 0	5- 0				
2- 0	0- 0	0- 0	AWAY	0- 0	1- 0	1- 0				
1- 1	0- 1	0- 0	NEUTRAL	0- 0	0- 0	1- 0				
0- 0	0- 0	0- 0	CONFERENCE	0- 0	0- 0	0- 0				
0- 0	0- 0	0- 0	HOME	0- 0	0- 0	0- 0				
0- 0	0- 0	0- 0	AWAY	0- 0	0- 0	0- 0				
0- 0	0- 0	0- 0	NEUTRAL	0- 0	0- 0	0- 0				

RPI 1-25				RPI 26-50				Team's RPI: 36				RPI 51-100				RPI 101+			
RPI	S	Opponent	Score	RPI	S	Opponent	Score	RPI	S	Opponent	Score	RPI	S	Opponent	Score	RPI	S	Opponent	Score
3	H	Oregon	88 82									64	H	Wright St.	84 68	117	A	Hartford	74 66
5	N	NC State	74 78													152	H	Bowling Green	99 69
																153	H	Virginia	91 66
																206	H	Texas Southern	91 45
																235	N	Kennesaw St.	75 51
																258	A	Oakland	102 58
																276	H	ETSU	75 53
																298	H	Fla. Atlantic	89 74

LAST 12 Division I GAMES:																			
117	A	Hartford	74 66	298	H	Fla. Atlantic	89 74												
3	H	Oregon	88 82	5	N	NC State	74 78												
258	A	Oakland	102 58	64	H	Wright St.	84 68												
206	H	Texas Southern	91 45	276	H	ETSU	75 53												
153	H	Virginia	91 66	152	H	Bowling Green	99 69												
235	N	Kennesaw St.	75 51																

Non-Div I Games:

Michigan St.

Average RPI Win:	212	WON-LOST	WINNING	LAST 10	STRENGTH OF	OPP. STRENGTH	TEAM	ADJ.	CONF.	ADJ CONF.
Average RPI Loss:	52	RECORD	PCT. RANK	GAMES	SCHEDULE	OF SCHEDULE	RPI	RPI	RPI	RPI
DIV. I ONLY	8- 3	67	7-3	85	200	49	49	15	15	
DIV. I NON-CONF.	8- 3	69	1- 0	85	200	49	49	17	17	

TOTALS	RPI 1-25	RPI 26-50	W-L RECORDS	RPI 51-100	RPI 101-150	RPI 150+				
8- 3	0- 1	0- 1	OVERALL	0- 1	0- 0	8- 0				
4- 1	0- 0	0- 1	HOME	0- 0	0- 0	4- 0				
3- 2	0- 1	0- 0	AWAY	0- 1	0- 0	3- 0				
1- 0	0- 0	0- 0	NEUTRAL	0- 0	0- 0	1- 0				
8- 3	0- 1	0- 1	NON-CONFERENCE	0- 1	0- 0	8- 0				
4- 1	0- 0	0- 1	HOME	0- 0	0- 0	4- 0				
3- 2	0- 1	0- 0	AWAY	0- 1	0- 0	3- 0				
1- 0	0- 0	0- 0	NEUTRAL	0- 0	0- 0	1- 0				
0- 0	0- 0	0- 0	CONFERENCE	0- 0	0- 0	0- 0				
0- 0	0- 0	0- 0	HOME	0- 0	0- 0	0- 0				
0- 0	0- 0	0- 0	AWAY	0- 0	0- 0	0- 0				
0- 0	0- 0	0- 0	NEUTRAL	0- 0	0- 0	0- 0				

RPI 1-25				RPI 26-50				Team's RPI: 49				RPI 51-100				RPI 101+			
RPI	S	Opponent	Score	RPI	S	Opponent	Score	RPI	S	Opponent	Score	RPI	S	Opponent	Score	RPI	S	Opponent	Score
18	A	Kentucky	55 72	48	H	Belmont	38 45	89	A	Tennessee Tech	64 68	174	H	Vanderbilt	65 58				
												175	H	UNC Asheville	67 46				
												177	H	Georgia St.	69 54				
												178	A	Troy	67 64				
												229	A	Furman	78 71				
												239	N	Dartmouth	70 58				
												250	A	UNLV	66 62				
												275	H	Mississippi Val.	101 51				

LAST 12 Division I GAMES:																			
18	A	Kentucky	55 72	250	A	UNLV	66 62												
178	A	Troy	67 64	175	H	UNC Asheville	67 46												
177	H	Georgia St.	69 54	89	A	Tennessee Tech	64 68												
239	N	Dartmouth	70 58	229	A	Furman	78 71												
275	H	Mississippi Val.	101 51	174	H	Vanderbilt	65 58												
48	H	Belmont	38 45																

Non-Div I Games:

Middle Tenn.

Average RPI Win:	265	WON-LOST	WINNING	LAST 10	STRENGTH OF	OPP. STRENGTH	TEAM	ADJ.	CONF.	ADJ CONF.
Average RPI Loss:	56	RECORD	PCT. RANK	GAMES	SCHEDULE	OF SCHEDULE	RPI	RPI	RPI	RPI
DIV. I ONLY	5- 7	205	5-5	154	118	192	192	16	16	
DIV. I NON-CONF.	5- 6	177	0- 0	148	158	175	175	15	15	

TOTALS	RPI 1-25	RPI 26-50	W-L RECORDS	RPI 51-100	RPI 101-150	RPI 150+				
5- 7	0- 3	0- 2	OVERALL	0- 0	0- 1	5- 1				
2- 4	0- 2	0- 1	HOME	0- 0	0- 0	2- 1				
2- 3	0- 1	0- 1	AWAY	0- 0	0- 1	2- 0				
1- 0	0- 0	0- 0	NEUTRAL	0- 0	0- 0	1- 0				
5- 6	0- 3	0- 1	NON-CONFERENCE	0- 0	0- 1	5- 1				
2- 3	0- 2	0- 0	HOME	0- 0	0- 0	2- 1				
2- 3	0- 1	0- 1	AWAY	0- 0	0- 1	2- 0				
1- 0	0- 0	0- 0	NEUTRAL	0- 0	0- 0	1- 0				
0- 1	0- 0	0- 1	CONFERENCE	0- 0	0- 0	0- 0				
0- 1	0- 0	0- 1	HOME	0- 0	0- 0	0- 0				
0- 0	0- 0	0- 0	AWAY	0- 0	0- 0	0- 0				
0- 0	0- 0	0- 0	NEUTRAL	0- 0	0- 0	0- 0				

RPI 1-25				RPI 26-50				RPI 51-100				RPI 101+ Team's RPI: 192			
RPI	S	Opponent	Score	RPI	S	Opponent	Score	RPI	S	Opponent	Score	RPI	S	Opponent	Score
15	A	Indiana	66 68	32	H	Green Bay	62 76					102	A	Fresno St.	48 65
17	H	Marquette	74 83	45	A	Saint Mary's (CA)	71 73					156	H	Wisconsin	57 68
23	H	Florida St.	62 87									182	N	UC Riverside	56 54
												185	A	North Dakota	64 46
												287	H	Columbia	78 65
												327	A	North Dakota St.	57 55
												343	H	Purdue Fort Wayne	70 48

LAST 12 Division I GAMES:															
185	A	North Dakota	64 46	32	H	Green Bay	62 76					23	H	Florida St.	62 87
343	H	Purdue Fort Wayne	70 48	23	H	Florida St.	62 87					327	A	North Dakota St.	57 55
17	H	Marquette	74 83									287	H	Columbia	78 65
182	N	UC Riverside	56 54									156	H	Wisconsin	57 68
45	A	Saint Mary's (CA)	71 73									15	A	Indiana	66 68
102	A	Fresno St.	48 65												

Non-Div I Games:

Milwaukee

M
i
n
n
e
s
o
t
aM
i
n
n
e
s
o
t
a

Minnesota

Average RPI	Win:	158	WON-LOST	WINNING	LAST 10	STRENGTH OF	OPP. STRENGTH	TEAM	ADJ.	CONF.	ADJ CONF.
Average RPI	Loss:	3	RECORD	PCT. RANK	GAMES	SCHEDULE	OF SCHEDULE	RPI	RPI	RPI	RPI
DIV. I ONLY		11- 1		12	9-1	99	26	13	13	6	6
DIV. I NON-CONF.		11- 1		11	1- 0	99	28	13	13	6	6

TOTALS	RPI 1-25		RPI 26-50		W-L RECORDS	RPI 51-100		RPI 101-150		RPI 150+	
11- 1	1- 1		1- 0		OVERALL	1- 0		2- 0		6- 0	
6- 0	1- 0		1- 0		HOME	0- 0		0- 0		4- 0	
5- 1	0- 1		0- 0		AWAY	1- 0		2- 0		2- 0	
0- 0	0- 0		0- 0		NEUTRAL	0- 0		0- 0		0- 0	
11- 1	1- 1		1- 0		NON-CONFERENCE	1- 0		2- 0		6- 0	
6- 0	1- 0		1- 0		HOME	0- 0		0- 0		4- 0	
5- 1	0- 1		0- 0		AWAY	1- 0		2- 0		2- 0	
0- 0	0- 0		0- 0		NEUTRAL	0- 0		0- 0		0- 0	
0- 0	0- 0		0- 0		CONFERENCE	0- 0		0- 0		0- 0	
0- 0	0- 0		0- 0		HOME	0- 0		0- 0		0- 0	
0- 0	0- 0		0- 0		AWAY	0- 0		0- 0		0- 0	
0- 0	0- 0		0- 0		NEUTRAL	0- 0		0- 0		0- 0	

RPI	S	Opponent	Score	RPI	S	Opponent	Score	RPI	S	Opponent	Score	RPI	S	Opponent	Score
3	A	Oregon	74 82	30	H	Lamar University	104 53	56	A	Texas	67 49	105	A	Washington	103 56
17	H	Marquette	87 82									148	A	Little Rock	98 63
												153	A	Virginia	72 44
												221	H	Southeast Mo. St.	88 53
												223	A	Southern Miss.	86 42
												229	H	Furman	106 41
												245	H	Coppin St.	110 38
												311	H	Jackson St.	105 38

LAST 12 Division I GAMES:															
17	H	Marquette	87 82	105	A	Washington	103 56	3	A	Oregon	74 82	223	A	Southern Miss.	86 42
56	A	Texas	67 49	30	H	Lamar University	104 53	153	A	Virginia	72 44	221	H	Southeast Mo. St.	88 53
148	A	Little Rock	98 63												
311	H	Jackson St.	105 38												
229	H	Furman	106 41												
245	H	Coppin St.	110 38												

Non-Div I Games:

Mississippi St.

Average RPI Win:	345	WON-LOST	WINNING	LAST 10	STRENGTH OF	OPP. STRENGTH	TEAM	ADJ.	CONF.	ADJ CONF.
Average RPI Loss:	175	RECORD	PCT. RANK	GAMES	SCHEDULE	OF SCHEDULE	RPI	RPI	RPI	RPI
DIV. I ONLY	1- 9	325	1-9	80	349	275	275	26	26	
DIV. I NON-CONF.	1- 9	327	0- 1	79	349	275	275	26	26	

TOTALS	RPI 1-25	RPI 26-50	W-L RECORDS	RPI 51-100	RPI 101-150	RPI 150+				
1- 9	0- 0	0- 1	OVERALL	0- 1	0- 1	1- 6				
0- 1	0- 0	0- 0	HOME	0- 0	0- 1	0- 0				
1- 7	0- 0	0- 1	AWAY	0- 1	0- 0	1- 5				
0- 1	0- 0	0- 0	NEUTRAL	0- 0	0- 0	0- 1				
1- 9	0- 0	0- 1	NON-CONFERENCE	0- 1	0- 1	1- 6				
0- 1	0- 0	0- 0	HOME	0- 0	0- 1	0- 0				
1- 7	0- 0	0- 1	AWAY	0- 1	0- 0	1- 5				
0- 1	0- 0	0- 0	NEUTRAL	0- 0	0- 0	0- 1				
0- 0	0- 0	0- 0	CONFERENCE	0- 0	0- 0	0- 0				
0- 0	0- 0	0- 0	HOME	0- 0	0- 0	0- 0				
0- 0	0- 0	0- 0	AWAY	0- 0	0- 0	0- 0				
0- 0	0- 0	0- 0	NEUTRAL	0- 0	0- 0	0- 0				

RPI 1-25				RPI 26-50				RPI 51-100				RPI 101+ Team's RPI: 275			
RPI	S	Opponent	Score	RPI	S	Opponent	Score	RPI	S	Opponent	Score	RPI	S	Opponent	Score
				49	A	Middle Tenn.	51 101	82	A	TCU	47 96	133	H	North Ala.	72 86
												170	A	Nicholls St.	47 72
												178	N	Troy	54 75
												187	A	Arkansas St.	57 60
												223	A	Southern Miss.	60 67
												231	A	SMU	47 62
												319	A	La. -Monroe	65 72
												345	A	Austin Peay	95 89
LAST 12 Division I GAMES:															
				170	A	Nicholls St.	47 72	133	H	North Ala.	72 86				
				178	N	Troy	54 75	187	A	Arkansas St.	57 60				
				223	A	Southern Miss.	60 67	319	A	La. -Monroe	65 72				
				49	A	Middle Tenn.	51 101	82	A	TCU	47 96				
				345	A	Austin Peay	95 89								
				231	A	SMU	47 62								

Non-Div I Games:

Mississippi Val.

RPI 1-25				RPI 26-50				RPI 51-100				RPI 101+			
RPI	S	Opponent	Score	RPI	S	Opponent	Score	RPI	S	Opponent	Score	RPI	S	Opponent	Score
14	H	South Dakota	61 74	32	H	Green Bay	49 56	57	N	Qui nni pi ac	65 51	112	N	Mi chi gan	54 70
				43	N	Duke	62 54					147	H	UMKC	66 59
												162	H	Mi ssouri St.	65 61
												169	A	Ill i noi s	67 45
												181	H	Texas St.	69 50
												194	A	West Vi rgi ni a	68 51
												224	A	Saint Loui s	74 62
												262	A	Western Ill.	89 64
												264	H	SIUE	59 36
LAST 12 Division I GAMES:															
				224	A	Saint Loui s	74 62	43	N	Duke	62 54				
				147	H	UMKC	66 59	57	N	Qui nni pi ac	65 51				
				194	A	West Vi rgi ni a	68 51	169	A	Ill i noi s	67 45				
				112	N	Mi chi gan	54 70	181	H	Texas St.	69 50				
				264	H	SIUE	59 36	14	H	South Dakota	61 74				
				32	H	Green Bay	49 56	162	H	Mi ssouri St.	65 61				

Mi ssouri

Average RPI Win:	223	WON-LOST	WINNING	LAST 10	STRENGTH OF	OPP. STRENGTH	TEAM	ADJ.	CONF.	ADJ CONF.
Average RPI Loss:	105	RECORD	PCT. RANK	GAMES	SCHEDULE	OF SCHEDULE	RPI	RPI	RPI	RPI
DIV. I ONLY	3- 7	252	3-7	31	221	162	162	14	14	
DIV. I NON-CONF.	3- 7	252	1- 0	33	222	161	161	14	14	

TOTALS	RPI 1-25	RPI 26-50	W-L RECORDS	RPI 51-100	RPI 101-150	RPI 150+				
3- 7	0- 3	0- 0	OVERALL	0- 1	0- 1	3- 2				
1- 2	0- 2	0- 0	HOME	0- 0	0- 0	1- 0				
0- 5	0- 1	0- 0	AWAY	0- 1	0- 1	0- 2				
2- 0	0- 0	0- 0	NEUTRAL	0- 0	0- 0	2- 0				
3- 7	0- 3	0- 0	NON-CONFERENCE	0- 1	0- 1	3- 2				
1- 2	0- 2	0- 0	HOME	0- 0	0- 0	1- 0				
0- 5	0- 1	0- 0	AWAY	0- 1	0- 1	0- 2				
2- 0	0- 0	0- 0	NEUTRAL	0- 0	0- 0	2- 0				
0- 0	0- 0	0- 0	CONFERENCE	0- 0	0- 0	0- 0				
0- 0	0- 0	0- 0	HOME	0- 0	0- 0	0- 0				
0- 0	0- 0	0- 0	AWAY	0- 0	0- 0	0- 0				
0- 0	0- 0	0- 0	NEUTRAL	0- 0	0- 0	0- 0				

RPI 1-25				RPI 26-50				RPI 51-100				RPI 101+ Team's RPI: 162			
RPI	S	Opponent	Score	RPI	S	Opponent	Score	RPI	S	Opponent	Score	RPI	S	Opponent	Score
14	H	South Dakota	74 85					55	A	Missouri	61 65	150	A	Santa Clara	73 77
15	A	Indiana	74 98									158	N	Louisiana Tech	82 70
16	H	Gonzaga	67 70									232	A	Wichita St.	60 63
												246	H	Ball St.	74 54
												256	A	North Texas	76 83
												264	N	SIUE	68 65

LAST 12 Division I GAMES:															
256	A	North Texas	76 83	264	N	SIUE	68 65	158	N	Louisiana Tech	82 70	16	H	Gonzaga	67 70
150	A	Santa Clara	73 77	158	N	Louisiana Tech	82 70	15	A	Indiana	74 98	14	H	South Dakota	74 85
246	H	Ball St.	74 54	16	H	Gonzaga	67 70								
55	A	Missouri	61 65												
232	A	Wichita St.	60 63												

Non-Div I Games:

Missouri St.

Average RPI	Win: 247	WON-LOST RECORD	WINNING PCT. RANK	LAST 10 GAMES	STRENGTH OF SCHEDULE	OPP. STRENGTH OF SCHEDULE	TEAM RPI	ADJ. RPI	CONF. RPI	ADJ CONF. RPI
Average RPI	Loss: 160									
DIV. I ONLY		4- 7	229	4-6	175	257	227	227	28	28
DIV. I NON-CONF.		4- 7	229	0- 1	176	256	228	228	28	28

TOTALS	RPI 1-25		RPI 26-50	W-L RECORDS	RPI 51-100		RPI 101-150		RPI 150+	
4- 7	0- 0		0- 2	OVERALL	0- 1		0- 0		4- 4	
2- 3	0- 0		0- 1	HOME	0- 1		0- 0		2- 1	
2- 4	0- 0		0- 1	AWAY	0- 0		0- 0		2- 3	
0- 0	0- 0		0- 0	NEUTRAL	0- 0		0- 0		0- 0	
4- 7	0- 0		0- 2	NON-CONFERENCE	0- 1		0- 0		4- 4	
2- 3	0- 0		0- 1	HOME	0- 1		0- 0		2- 1	
2- 4	0- 0		0- 1	AWAY	0- 0		0- 0		2- 3	
0- 0	0- 0		0- 0	NEUTRAL	0- 0		0- 0		0- 0	
0- 0	0- 0		0- 0	CONFERENCE	0- 0		0- 0		0- 0	
0- 0	0- 0		0- 0	HOME	0- 0		0- 0		0- 0	
0- 0	0- 0		0- 0	AWAY	0- 0		0- 0		0- 0	
0- 0	0- 0		0- 0	NEUTRAL	0- 0		0- 0		0- 0	

RPI 1-25				RPI 26-50				RPI 51-100				RPI 101+				Team's RPI: 227	
RPI	S	Opponent	Score	RPI	S	Opponent	Score	RPI	S	Opponent	Score	RPI	S	Opponent	Score		
				27	A	Virginia Tech	49 82	87	H	Princeton	47 79	165	A	East Carolina	67 73		
				47	H	Bucknell	32 70					172	A	Lehigh	48 63		
												217	A	George Washington	55 51		
												220	H	Navy	68 67		
												234	A	Sacred Heart	55 50		
												290	H	Loyola Maryland	67 75		
												316	H	Albany (NY)	64 56		
												334	A	Lafayette	69 73		

Team's RPI: 227																	
LAST 12 Division I GAMES:																	
				290	H	Loyola Maryland	67 75	220	H	Navy	68 67						
				27	A	Virginia Tech	49 82	87	H	Princeton	47 79						
				172	A	Lehigh	48 63	334	A	Lafayette	69 73						
				165	A	East Carolina	67 73	217	A	George Washington	55 51						
				47	H	Bucknell	32 70	234	A	Sacred Heart	55 50						
								316	H	Albany (NY)	64 56						

Non-Div I Games:

Monmouth

Average RPI	Win:	197	WON-LOST	WINNING	LAST 10	STRENGTH OF	OPP. STRENGTH	TEAM	ADJ.	CONF.	ADJ CONF.
Average RPI	Loss:	60	RECORD	PCT. RANK	GAMES	SCHEDULE	OF SCHEDULE	RPI	RPI	RPI	RPI
DIV. I ONLY		4- 4		157	5-4	37	179	77	77	11	11
DIV. I NON-CONF.		4- 4		157	1- 0	39	178	77	77	11	11

TOTALS	RPI 1-25		RPI 26-50		W-L RECORDS	RPI 51-100		RPI 101-150		RPI 150+	
4- 4	0- 2		0- 0		OVERALL	1- 0		1- 2		2- 0	
2- 1	0- 1		0- 0		HOME	1- 0		1- 0		0- 0	
1- 3	0- 1		0- 0		AWAY	0- 0		0- 2		1- 0	
1- 0	0- 0		0- 0		NEUTRAL	0- 0		0- 0		1- 0	
4- 4	0- 2		0- 0		NON-CONFERENCE	1- 0		1- 2		2- 0	
2- 1	0- 1		0- 0		HOME	1- 0		1- 0		0- 0	
1- 3	0- 1		0- 0		AWAY	0- 0		0- 2		1- 0	
1- 0	0- 0		0- 0		NEUTRAL	0- 0		0- 0		1- 0	
0- 0	0- 0		0- 0		CONFERENCE	0- 0		0- 0		0- 0	
0- 0	0- 0		0- 0		HOME	0- 0		0- 0		0- 0	
0- 0	0- 0		0- 0		AWAY	0- 0		0- 0		0- 0	
0- 0	0- 0		0- 0		NEUTRAL	0- 0		0- 0		0- 0	

RPI 1-25			
RPI	S	Opponent	Score
14	H	South Dakota	41 64
16	A	Gonzaga	52 76

RPI 26-50			
RPI	S	Opponent	Score

RPI 51-100			
RPI	S	Opponent	Score
97	H	UC Davis	62 56

RPI 101+			
RPI	S	Opponent	Score
103	A	Arizona	51 100
105	A	Washington	54 69
111	H	Northern Ill.	86 70
236	N	Saint Francis (PA)	79 77
342	A	Grand Canyon	69 47

LAST 12 Division I GAMES:

236	N	Saint Francis (PA)	79	77
97	H	UC Davis	62	56

105	A	Washington	54	69
342	A	Grand Canyon	69	47
103	A	Arizona	51	100
111	H	Northern Ill.	86	70
14	H	South Dakota	41	64
16	A	Gonzaga	52	76

Non-Div I Games: Providence (MT) 90 45

Montana

Average RPI Win:	231	WON-LOST	WINNING	LAST 10	STRENGTH OF	OPP. STRENGTH	TEAM	ADJ.	CONF.	ADJ CONF.
Average RPI Loss:	50	RECORD	PCT. RANK	GAMES	SCHEDULE	OF SCHEDULE	RPI	RPI	RPI	RPI

DIV. I ONLY	4- 5	190	5-5	104	84	132	132	11	11
DIV. I NON-CONF.	4- 5	190	1- 0	104	84	132	132	11	11

TOTALS	RPI 1-25	RPI 26-50	W-L RECORDS	RPI 51-100	RPI 101-150	RPI 150+			
4- 5	0- 1	0- 2	OVERALL	0- 2	0- 0	4- 0			
2- 1	0- 0	0- 1	HOME	0- 0	0- 0	2- 0			
1- 4	0- 1	0- 1	AWAY	0- 2	0- 0	1- 0			
1- 0	0- 0	0- 0	NEUTRAL	0- 0	0- 0	1- 0			
4- 5	0- 1	0- 2	NON-CONFERENCE	0- 2	0- 0	4- 0			
2- 1	0- 0	0- 1	HOME	0- 0	0- 0	2- 0			
1- 4	0- 1	0- 1	AWAY	0- 2	0- 0	1- 0			
1- 0	0- 0	0- 0	NEUTRAL	0- 0	0- 0	1- 0			
0- 0	0- 0	0- 0	CONFERENCE	0- 0	0- 0	0- 0			
0- 0	0- 0	0- 0	HOME	0- 0	0- 0	0- 0			
0- 0	0- 0	0- 0	AWAY	0- 0	0- 0	0- 0			
0- 0	0- 0	0- 0	NEUTRAL	0- 0	0- 0	0- 0			

RPI 1-25				RPI 26-50				RPI 51-100				RPI 101+ Team's RPI: 132							
RPI	S	Opponent	Score	RPI	S	Opponent	Score	RPI	S	Opponent	Score	RPI	S	Opponent	Score				
17	A	Marquette	52 100	40	H	South Dakota St.	67 88	68	A	SFA	53 60	181	A	Texas St.	67 59				
				44	A	Wyoming	58 66	82	A	TCU	49 71	214	N	Delaware	69 60				
												242	H	Long Beach St.	85 62				
												285	H	Omaha	59 56				

LAST 12 Division I GAMES:																			
181	A	Texas St.	67 59	44	A	Wyoming	58 66	214	N	Delaware	69 60								
40	H	South Dakota St.	67 88	17	A	Marquette	52 100												
285	H	Omaha	59 56																
82	A	TCU	49 71																
68	A	SFA	53 60																
242	H	Long Beach St.	85 62																

Non-Div I Games: Carroll (MT) 64 48

Montana St.

Average RPI Win:	281	WON-LOST	WINNING	LAST 10	STRENGTH OF	OPP. STRENGTH	TEAM	ADJ.	CONF.	ADJ CONF.
Average RPI Loss:	141	RECORD	PCT. RANK	GAMES	SCHEDULE	OF SCHEDULE	RPI	RPI	RPI	RPI
DIV. I ONLY	6- 4	119	6-4	299	282	199	199	21	21	
DIV. I NON-CONF.	6- 4	121	0- 1	300	280	199	199	21	21	

TOTALS	RPI 1-25	RPI 26-50	W-L RECORDS	RPI 51-100	RPI 101-150	RPI 150+				
6- 4	0- 2	0- 0	OVERALL	1- 0	0- 0	5- 2				
3- 1	0- 0	0- 0	HOME	0- 0	0- 0	3- 1				
3- 3	0- 2	0- 0	AWAY	1- 0	0- 0	2- 1				
0- 0	0- 0	0- 0	NEUTRAL	0- 0	0- 0	0- 0				
6- 4	0- 2	0- 0	NON-CONFERENCE	1- 0	0- 0	5- 2				
3- 1	0- 0	0- 0	HOME	0- 0	0- 0	3- 1				
3- 3	0- 2	0- 0	AWAY	1- 0	0- 0	2- 1				
0- 0	0- 0	0- 0	NEUTRAL	0- 0	0- 0	0- 0				
0- 0	0- 0	0- 0	CONFERENCE	0- 0	0- 0	0- 0				
0- 0	0- 0	0- 0	HOME	0- 0	0- 0	0- 0				
0- 0	0- 0	0- 0	AWAY	0- 0	0- 0	0- 0				
0- 0	0- 0	0- 0	NEUTRAL	0- 0	0- 0	0- 0				

RPI 1-25				RPI 26-50				RPI 51-100				RPI 101+				Team's RPI: 199
RPI	S	Opponent	Score	RPI	S	Opponent	Score	RPI	S	Opponent	Score	RPI	S	Opponent	Score	
10	A	Bayl or	58 96					99	A	Radford	79 72	236	A	Saint Francis (PA)	83 89	
18	A	Kentucky	57 87									293	A	Gardner-Webb	84 69	
												299	H	St. Francis Brooklyn	94 101	
												307	H	Valparaiso	68 62	
												312	A	N.C. A&T	72 67	
												326	H	Chicago St.	104 68	
												347	H	Evansville	85 63	

LAST 12 Division I GAMES:																
347	H	Evansville	85 63	236	A	Saint Francis (PA)	83 89									
18	A	Kentucky	57 87	99	A	Radford	79 72									
299	H	St. Francis Brooklyn	94 101	10	A	Bayl or	58 96									
326	H	Chicago St.	104 68	312	A	N.C. A&T	72 67									
307	H	Valparaiso	68 62													
293	A	Gardner-Webb	84 69													

Non-Div I Games: Alice Lloyd 121 56 Ky. Christian 119 28

Morehead St.

Average RPI Win:	0	WON-LOST	WINNING	LAST 10	STRENGTH OF	OPP. STRENGTH	TEAM	ADJ.	CONF.	ADJ CONF.
Average RPI Loss:	182	RECORD	PCT. RANK	GAMES	SCHEDULE	OF SCHEDULE	RPI	RPI	RPI	RPI
DIV. I ONLY	0- 11	335	0-10	173	274	336	336	32	32	
DIV. I NON-CONF.	0- 11	334	0- 1	174	272	336	336	32	32	

TOTALS	RPI 1-25	RPI 26-50	W-L RECORDS	RPI 51-100	RPI 101-150	RPI 150+				
0- 11	0- 0	0- 1	OVERALL	0- 1	0- 3	0- 6				
0- 2	0- 0	0- 0	HOME	0- 0	0- 0	0- 2				
0- 6	0- 0	0- 0	AWAY	0- 1	0- 2	0- 3				
0- 3	0- 0	0- 1	NEUTRAL	0- 0	0- 1	0- 1				
0- 11	0- 0	0- 1	NON-CONFERENCE	0- 1	0- 3	0- 6				
0- 2	0- 0	0- 0	HOME	0- 0	0- 0	0- 2				
0- 6	0- 0	0- 0	AWAY	0- 1	0- 2	0- 3				
0- 3	0- 0	0- 1	NEUTRAL	0- 0	0- 1	0- 1				
0- 0	0- 0	0- 0	CONFERENCE	0- 0	0- 0	0- 0				
0- 0	0- 0	0- 0	HOME	0- 0	0- 0	0- 0				
0- 0	0- 0	0- 0	AWAY	0- 0	0- 0	0- 0				
0- 0	0- 0	0- 0	NEUTRAL	0- 0	0- 0	0- 0				

RPI 1-25				RPI 26-50				RPI 51-100				RPI 101+				Team's RPI: 336
RPI	S	Opponent	Score	RPI	S	Opponent	Score	RPI	S	Opponent	Score	RPI	S	Opponent	Score	
				34	N	Maryland	44 68	68	A	SFA	42 69	112	A	Michigan	47 70	
												117	A	Hartford	59 80	
												149	N	Georgia	33 60	
												160	A	Western Ky.	43 90	
												194	A	West Virginia	37 72	
												273	H	Central Conn. St.	36 60	
												280	H	UMBC	68 73	
												288	N	Niagara	57 67	
												325	A	FIU	50 59	
LAST 12 Division I GAMES:																
				160	A	Western Ky.	43 90	288	N	Niagara	57 67					
				273	H	Central Conn. St.	36 60	280	H	UMBC	68 73					
				34	N	Maryland	44 68	194	A	West Virginia	37 72					
				149	N	Georgia	33 60	112	A	Michigan	47 70					
				68	A	SFA	42 69	325	A	FIU	50 59					
				117	A	Hartford	59 80									

Non-Div I Games: Washington Adventist 60 43 Lincoln (PA) 46 51

Morgan St.

Average RPI Win: 333

Average RPI Loss: 117

WON-LOST
RECORDWINNING
PCT. RANKLAST 10
GAMESSTRENGTH OF
SCHEDULEOPP. STRENGTH
OF SCHEDULETEAM
RPIADJ.
RPICONF.
RPIADJ CONF.
RPI

DIV. I ONLY	2- 7	286	3-7	72	279	249	249	21	21
DIV. I NON-CONF.	2- 7	285	0- 1	73	277	249	249	21	21
<hr/>									
TOTALS	RPI 1-25	RPI 26-50	W-L RECORDS	RPI 51-100	RPI 101-150	RPI 150+			
2- 7	0- 1	0- 2	OVERALL	0- 0	0- 1	2- 3			
2- 2	0- 0	0- 0	HOME	0- 0	0- 1	2- 1			
0- 5	0- 1	0- 2	AWAY	0- 0	0- 0	0- 2			
0- 0	0- 0	0- 0	NEUTRAL	0- 0	0- 0	0- 0			
2- 7	0- 1	0- 2	NON-CONFERENCE	0- 0	0- 1	2- 3			
2- 2	0- 0	0- 0	HOME	0- 0	0- 1	2- 1			
0- 5	0- 1	0- 2	AWAY	0- 0	0- 0	0- 2			
0- 0	0- 0	0- 0	NEUTRAL	0- 0	0- 0	0- 0			
0- 0	0- 0	0- 0	CONFERENCE	0- 0	0- 0	0- 0			
0- 0	0- 0	0- 0	HOME	0- 0	0- 0	0- 0			
0- 0	0- 0	0- 0	AWAY	0- 0	0- 0	0- 0			
0- 0	0- 0	0- 0	NEUTRAL	0- 0	0- 0	0- 0			

RPI 1-25				RPI 26-50				RPI 51-100				RPI 101+ Team's RPI: 249			
RPI	S	Opponent	Score	RPI	S	Opponent	Score	RPI	S	Opponent	Score	RPI	S	Opponent	Score
18	A	Kentucky	49 88	33	A	Tennessee	77 98					131	H	Southern Ill.	59 65
				37	A	Butler	65 86					169	A	Illinois	52 84
												187	A	Arkansas St.	63 74
												241	H	Alabama A&M	53 59
												318	H	Lipscomb	97 61
												347	H	Evansville	81 53
<hr/>															
LAST 12 Division I GAMES:															
33	A	Tennessee	77 98	169	A	Illinois	52 84								
18	A	Kentucky	49 88	241	H	Alabama A&M	53 59								
131	H	Southern Ill.	59 65	187	A	Arkansas St.	63 74								
				318	H	Lipscomb	97 61								
				37	A	Butler	65 86								
				347	H	Evansville	81 53								

Non-Div I Games:

Oakland City

113 55

Bethel (TN)

86 50

Murray St.

Loss,
Non-Conf,
S Site,
H Home
A Away
N Neutral

Average RPI Win:	263	WON-LOST	WINNING	LAST 10	STRENGTH OF	OPP. STRENGTH	TEAM	ADJ.	CONF.	ADJ CONF.
Average RPI Loss:	196	RECORD	PCT. RANK	GAMES	SCHEDULE	OF SCHEDULE	RPI	RPI	RPI	RPI
DIV. I ONLY	2- 9	301	2-8	302	224	340	340	32	32	
DIV. I NON-CONF.	2- 9	299	0- 1	303	224	340	340	32	32	

TOTALS	RPI 1-25	RPI 26-50	W-L RECORDS	RPI 51-100	RPI 101-150	RPI 150+				
2- 9	0- 1	0- 0	OVERALL	0- 0	0- 0	2- 8				
2- 4	0- 0	0- 0	HOME	0- 0	0- 0	2- 4				
0- 4	0- 1	0- 0	AWAY	0- 0	0- 0	0- 3				
0- 1	0- 0	0- 0	NEUTRAL	0- 0	0- 0	0- 1				
2- 9	0- 1	0- 0	NON-CONFERENCE	0- 0	0- 0	2- 8				
2- 4	0- 0	0- 0	HOME	0- 0	0- 0	2- 4				
0- 4	0- 1	0- 0	AWAY	0- 0	0- 0	0- 3				
0- 1	0- 0	0- 0	NEUTRAL	0- 0	0- 0	0- 1				
0- 0	0- 0	0- 0	CONFERENCE	0- 0	0- 0	0- 0				
0- 0	0- 0	0- 0	HOME	0- 0	0- 0	0- 0				
0- 0	0- 0	0- 0	AWAY	0- 0	0- 0	0- 0				
0- 0	0- 0	0- 0	NEUTRAL	0- 0	0- 0	0- 0				

RPI 1-25				RPI 26-50				RPI 51-100				RPI 101+ Team's RPI : 340			
RPI	S	Opponent	Score	RPI	S	Opponent	Score	RPI	S	Opponent	Score	RPI	S	Opponent	Score
12	A	Iowa	39 106									171	H	Coastal Caro.	66 89
												177	A	Georgia St.	54 65
												189	A	High Point	69 80
												207	H	UNCW	82 89
												213	H	Elon	54 83
												235	N	Kennesaw St.	54 78
												255	H	Wofford	66 59
												257	A	Winthrop	41 66
												271	H	UNC Greensboro	66 57
												305	H	USC Upstate	63 82
LAST 12 Division I GAMES:															
255	H	Wofford	66 59	235	N	Kennesaw St.	54 78								
271	H	UNC Greensboro	66 57	177	A	Georgia St.	54 65								
171	H	Coastal Caro.	66 89	257	A	Winthrop	41 66								
305	H	USC Upstate	63 82	213	H	Elon	54 83								
207	H	UNCW	82 89	189	A	High Point	69 80								
12	A	Iowa	39 106												

Non-Div I Games: Johnson & Wales (NC) 5 43

N. C. Central

Average RPI Win: 116 WON-LOST RECORD WINNING PCT. RANK LAST 10 GAMES STRENGTH OF SCHEDULE OPP. STRENGTH OF SCHEDULE TEAM RPI ADJ. RPI CONF. RPI ADJ CONF. RPI

DIV. I ONLY	12- 0	1	10-0	44	47	5	5	1	1
DIV. I NON-CONF.	12- 0	1	1- 0	44	47	5	5	1	1
TOTALS	RPI 1-25	RPI 26-50	W-L RECORDS	RPI 51-100	RPI 101-150	RPI 150+			
12- 0	1- 0	3- 0	OVERALL	1- 0	4- 0	3- 0			
8- 0	1- 0	2- 0	HOME	1- 0	2- 0	2- 0			
2- 0	0- 0	0- 0	AWAY	0- 0	2- 0	0- 0			
2- 0	0- 0	1- 0	NEUTRAL	0- 0	0- 0	1- 0			
12- 0	1- 0	3- 0	NON-CONFERENCE	1- 0	4- 0	3- 0			
8- 0	1- 0	2- 0	HOME	1- 0	2- 0	2- 0			
2- 0	0- 0	0- 0	AWAY	0- 0	2- 0	0- 0			
2- 0	0- 0	1- 0	NEUTRAL	0- 0	0- 0	1- 0			
0- 0	0- 0	0- 0	CONFERENCE	0- 0	0- 0	0- 0			
0- 0	0- 0	0- 0	HOME	0- 0	0- 0	0- 0			
0- 0	0- 0	0- 0	AWAY	0- 0	0- 0	0- 0			
0- 0	0- 0	0- 0	NEUTRAL	0- 0	0- 0	0- 0			

RPI	S	Opponent	Score	RPI	S	Opponent	Score	RPI	S	Opponent	Score	RPI	S	Opponent	Score
24	H	Old Dominion	85 56	29	H	Maine	84 46	99	H	Radford	75 58	112	H	Michigan	66 55
				36	N	Michigan St.	78 74					135	A	Chattanooga	78 58
				48	H	Belmont	77 62					139	A	Georgetown	76 65
												142	H	Kent St.	78 61
												174	H	Vanderbilt	74 54
												217	N	George Washington	69 61
												233	H	Hampton	83 51
LAST 12 Division I GAMES:															
233	H	Hampton	83 51	135	A	Chattanooga	78 58	29	H	Maine	84 46	139	A	Georgetown	76 65
24	H	Old Dominion	85 56									174	H	Vanderbilt	74 54
112	H	Michigan	66 55									142	H	Kent St.	78 61
217	N	George Washington	69 61									48	H	Belmont	77 62
36	N	Michigan St.	78 74												
99	H	Radford	75 58												

Non-Div I Games:

NC State

Average RPI Win:	319	WON-LOST	WINNING	LAST 10	STRENGTH OF	OPP. STRENGTH	TEAM	ADJ.	CONF.	ADJ CONF.
Average RPI Loss:	226	RECORD	PCT. RANK	GAMES	SCHEDULE	OF SCHEDULE	RPI	RPI	RPI	RPI
DIV. I ONLY	3- 9	270	3-7	320	342	330	330	27	27	
DIV. I NON-CONF.	3- 9	270	0- 1	320	341	331	331	27	27	

TOTALS	RPI 1-25	RPI 26-50	W-L RECORDS	RPI 51-100	RPI 101-150	RPI 150+				
3- 9	0- 0	0- 0	OVERALL	0- 1	0- 1	3- 7				
1- 3	0- 0	0- 0	HOME	0- 0	0- 1	1- 2				
2- 6	0- 0	0- 0	AWAY	0- 1	0- 0	2- 5				
0- 0	0- 0	0- 0	NEUTRAL	0- 0	0- 0	0- 0				
3- 9	0- 0	0- 0	NON-CONFERENCE	0- 1	0- 1	3- 7				
1- 3	0- 0	0- 0	HOME	0- 0	0- 1	1- 2				
2- 6	0- 0	0- 0	AWAY	0- 1	0- 0	2- 5				
0- 0	0- 0	0- 0	NEUTRAL	0- 0	0- 0	0- 0				
0- 0	0- 0	0- 0	CONFERENCE	0- 0	0- 0	0- 0				
0- 0	0- 0	0- 0	HOME	0- 0	0- 0	0- 0				
0- 0	0- 0	0- 0	AWAY	0- 0	0- 0	0- 0				
0- 0	0- 0	0- 0	NEUTRAL	0- 0	0- 0	0- 0				

RPI 1-25				RPI 26-50				RPI 51-100				RPI 101+ Team's RPI : 330					
RPI	S	Opponent	Score	RPI	S	Opponent	Score	RPI	S	Opponent	Score	RPI	S	Opponent	Score		
								79	A	Penn	42	85	142	H	Kent St.	40	57
												194	A	West Virginia	50	95	
												203	A	Howard	57	77	
												221	H	Southeast Mo. St.	58	68	
												248	A	Rider	46	67	
												284	A	Saint Peter's	57	70	
												289	H	Western Caro.	79	71	
												314	H	Vermont	63	71	
												317	A	Colgate	71	53	
												346	A	Fairleigh Dickinson	43	64	
												350	A	LIU Brooklyn	72	51	
LAST 12 Division I GAMES:																	
314	H	Vermont	63	71	142	H	Kent St.	40	57								
248	A	Rider	46	67	317	A	Colgate	71	53								
221	H	Southeast Mo. St.	58	68	350	A	LIU Brooklyn	72	51								
289	H	Western Caro.	79	71	194	A	West Virginia	50	95								
346	A	Fairleigh Dickinson	43	64	203	A	Howard	57	77								
79	A	Penn	42	85	284	A	Saint Peter's	57	70								

Non-Div I Games:

NJIT

Average RPI Win:	248	WON-LOST	WINNING	LAST 10	STRENGTH OF	OPP. STRENGTH	TEAM	ADJ.	CONF.	ADJ CONF.
Average RPI Loss:	144	RECORD	PCT. RANK	GAMES	SCHEDULE	OF SCHEDULE	RPI	RPI	RPI	RPI
DIV. I ONLY	3- 5	226	4-5	203	234	220	220	25	25	
DIV. I NON-CONF.	3- 5	226	0- 1	202	234	221	221	25	25	
<hr/>										
TOTALS	RPI 1-25	RPI 26-50	W-L RECORDS	RPI 51-100	RPI 101-150	RPI 150+				
3- 5	0- 0	0- 1	OVERALL	0- 2	0- 0	3- 2				
1- 2	0- 0	0- 0	HOME	0- 2	0- 0	1- 0				
2- 3	0- 0	0- 1	AWAY	0- 0	0- 0	2- 2				
0- 0	0- 0	0- 0	NEUTRAL	0- 0	0- 0	0- 0				
3- 5	0- 0	0- 1	NON-CONFERENCE	0- 2	0- 0	3- 2				
1- 2	0- 0	0- 0	HOME	0- 2	0- 0	1- 0				
2- 3	0- 0	0- 1	AWAY	0- 0	0- 0	2- 2				
0- 0	0- 0	0- 0	NEUTRAL	0- 0	0- 0	0- 0				
0- 0	0- 0	0- 0	CONFERENCE	0- 0	0- 0	0- 0				
0- 0	0- 0	0- 0	HOME	0- 0	0- 0	0- 0				
0- 0	0- 0	0- 0	AWAY	0- 0	0- 0	0- 0				
0- 0	0- 0	0- 0	NEUTRAL	0- 0	0- 0	0- 0				

RPI 1-25				RPI 26-50				RPI 51-100				RPI 101+				Team's RPI: 220	
RPI	S	Opponent	Score	RPI	S	Opponent	Score	RPI	S	Opponent	Score	RPI	S	Opponent	Score		
				46	A	Col orado	43 59	75	H	Marist	48 72	184	A	Air Force	54 47		
								79	H	Penn	61 65	227	A	Monmouth	67 68		
												248	A	Ri der	66 60		
												292	A	Norfol k St.	58 65		
												312	H	N. C. A&T	72 49		
LAST 12 Division I GAMES:																	
				248	A	Ri der	66 60	227	A	Monmouth	67 68						
				312	H	N. C. A&T	72 49	46	A	Col orado	43 59						
				79	H	Penn	61 65	184	A	Air Force	54 47						
				292	A	Norfol k St.	58 65										
				75	H	Marist	48 72										

Non-Div I Games: Catholic 81 36

Navy

Average RPI	Win:	167	WON-LOST	WINNING	LAST 10	STRENGTH OF	OPP. STRENGTH	TEAM	ADJ.	CONF.	ADJ CONF.
Average RPI	Loss:	54	RECORD	PCT. RANK	GAMES	SCHEDULE	OF SCHEDULE	RPI	RPI	RPI	RPI
DIV. I ONLY		6- 6		157	5-5	40	79	85	85	3	3
DIV. I NON-CONF.		5- 6		177	0- 0	46	56	109	109	4	4

TOTALS	RPI 1-25		RPI 26-50		W-L RECORDS	RPI 51-100		RPI 101-150		RPI 150+	
6- 6	0- 3		1- 1		OVERALL	1- 1		1- 1		3- 0	
5- 1	0- 1		1- 0		HOME	0- 0		1- 0		3- 0	
0- 5	0- 2		0- 1		AWAY	0- 1		0- 1		0- 0	
1- 0	0- 0		0- 0		NEUTRAL	1- 0		0- 0		0- 0	
5- 6	0- 3		1- 1		NON-CONFERENCE	1- 1		0- 1		3- 0	
4- 1	0- 1		1- 0		HOME	0- 0		0- 0		3- 0	
0- 5	0- 2		0- 1		AWAY	0- 1		0- 1		0- 0	
1- 0	0- 0		0- 0		NEUTRAL	1- 0		0- 0		0- 0	
1- 0	0- 0		0- 0		CONFERENCE	0- 0		1- 0		0- 0	
1- 0	0- 0		0- 0		HOME	0- 0		1- 0		0- 0	
0- 0	0- 0		0- 0		AWAY	0- 0		0- 0		0- 0	
0- 0	0- 0		0- 0		NEUTRAL	0- 0		0- 0		0- 0	

RPI 1-25				RPI 26-50				RPI 51-100 Team's RPI: 85				RPI 101+			
RPI	S	Opponent	Score	RPI	S	Opponent	Score	RPI	S	Opponent	Score	RPI	S	Opponent	Score
8	A	Louisville	68 85	35	H	Kansas	58 52	93	A	Creighton	65 74	112	H	Michigan	70 56
11	H	Drake	77 83	50	A	Arkansas	80 84	99	N	Radford	77 39	134	A	Washington St.	84 87
25	A	Miami (FL)	68 82									168	H	Denver	96 71
												283	H	San Jose St.	96 63
												305	H	USC Upstate	87 64

LAST 12 Division I GAMES:															
112	H	Michigan	70 56	50	A	Arkansas	80 84	168	H	Denver	96 71				
99	N	Radford	77 39	283	H	San Jose St.	96 63	35	H	Kansas	58 52				
25	A	Miami (FL)	68 82	93	A	Creighton	65 74	8	A	Louisville	68 85				
134	A	Washington St.	84 87	11	H	Drake	77 83								
305	H	USC Upstate	87 64												

Non-Div I Games:

Nebraska

Average RPI Win:	283	WON-LOST	WINNING	LAST 10	STRENGTH OF	OPP. STRENGTH	TEAM	ADJ.	CONF.	ADJ CONF.
Average RPI Loss:	103	RECORD	PCT. RANK	GAMES	SCHEDULE	OF SCHEDULE	RPI	RPI	RPI	RPI

DIV. I ONLY	2- 7	286	3-7	38	285	215	215	9	9
DIV. I NON-CONF.	2- 7	285	0- 1	40	285	215	215	9	9
TOTALS	RPI 1-25	RPI 26-50	W-L RECORDS	RPI 51-100	RPI 101-150	RPI 150+			
2- 7	0- 0	0- 2	OVERALL	0- 2	0- 2	2- 1			
1- 4	0- 0	0- 2	HOME	0- 1	0- 0	1- 1			
1- 1	0- 0	0- 0	AWAY	0- 0	0- 1	1- 0			
0- 2	0- 0	0- 0	NEUTRAL	0- 1	0- 1	0- 0			
2- 7	0- 0	0- 2	NON-CONFERENCE	0- 2	0- 2	2- 1			
1- 4	0- 0	0- 2	HOME	0- 1	0- 0	1- 1			
1- 1	0- 0	0- 0	AWAY	0- 0	0- 1	1- 0			
0- 2	0- 0	0- 0	NEUTRAL	0- 1	0- 1	0- 0			
0- 0	0- 0	0- 0	CONFERENCE	0- 0	0- 0	0- 0			
0- 0	0- 0	0- 0	HOME	0- 0	0- 0	0- 0			
0- 0	0- 0	0- 0	AWAY	0- 0	0- 0	0- 0			
0- 0	0- 0	0- 0	NEUTRAL	0- 0	0- 0	0- 0			

RPI 1-25	RPI 26-50	RPI 51-100	RPI 101+ Team's RPI: 215
RPI S Opponent Score	RPI S Opponent Score	RPI S Opponent Score	RPI S Opponent Score
39 H Southern Cal i forni a 51 72	86 H Utah 52 74	111 N Northern Ill. 69 98	150 A Santa Clara 48 56
46 H Colorado 52 65	97 N UC Davis 68 84	193 H Texas Tech 67 86	242 A Long Beach St. 76 67
		323 H Seattle U 67 54	
LAST 12 Division I GAMES:			
111 N Northern Ill. 69 98	323 H Seattle U 67 54	193 H Texas Tech 67 86	
150 A Santa Clara 48 56	97 N UC Davis 68 84	39 H Southern Cal i forni a 51 72	
86 H Utah 52 74	46 H Colorado 52 65	46 H Colorado 52 65	
	242 A Long Beach St. 76 67		

Non-Div I Games: Stanislaus St. 75 52

Nevada

Average RPI Win:	241	WON-LOST	WINNING	LAST 10	STRENGTH OF	OPP. STRENGTH	TEAM	ADJ.	CONF.	ADJ CONF.
Average RPI Loss:	193	RECORD	PCT. RANK	GAMES	SCHEDULE	OF SCHEDULE	RPI	RPI	RPI	RPI
DIV. I ONLY	2- 9	301	3-7	162	316	304	304	24	24	
DIV. I NON-CONF.	2- 9	299	0- 1	162	316	302	302	24	24	

TOTALS	RPI 1-25	RPI 26-50	W-L RECORDS	RPI 51-100	RPI 101-150	RPI 150+				
2- 9	0- 1	0- 1	OVERALL	0- 0	0- 0	2- 7				
2- 2	0- 0	0- 0	HOME	0- 0	0- 0	2- 2				
0- 7	0- 1	0- 1	AWAY	0- 0	0- 0	0- 5				
0- 0	0- 0	0- 0	NEUTRAL	0- 0	0- 0	0- 0				
2- 9	0- 1	0- 1	NON-CONFERENCE	0- 0	0- 0	2- 7				
2- 2	0- 0	0- 0	HOME	0- 0	0- 0	2- 2				
0- 7	0- 1	0- 1	AWAY	0- 0	0- 0	0- 5				
0- 0	0- 0	0- 0	NEUTRAL	0- 0	0- 0	0- 0				
0- 0	0- 0	0- 0	CONFERENCE	0- 0	0- 0	0- 0				
0- 0	0- 0	0- 0	HOME	0- 0	0- 0	0- 0				
0- 0	0- 0	0- 0	AWAY	0- 0	0- 0	0- 0				
0- 0	0- 0	0- 0	NEUTRAL	0- 0	0- 0	0- 0				

RPI 1-25				RPI 26-50				RPI 51-100				RPI 101+ Team's RPI: 304			
RPI	S	Opponent	Score	RPI	S	Opponent	Score	RPI	S	Opponent	Score	RPI	S	Opponent	Score
22	A	Minnesota	47 70	31	A	Northeastern	54 69					154	A	South Fla.	36 79
												197	A	Boston U.	39 60
												204	H	Holy Cross	74 62
												234	H	Sacred Heart	60 71
												239	H	Dartmouth	42 62
												263	A	Brown	70 76
												273	A	Central Conn. St.	47 56
												277	H	Bryant	79 74
												327	A	North Dakota St.	51 56

LAST 12 Division I GAMES:															
239	H	Dartmouth	42 62	197	A	Boston U.	39 60								
273	A	Central Conn. St.	47 56	277	H	Bryant	79 74								
204	H	Holy Cross	74 62	31	A	Northeastern	54 69								
154	A	South Fla.	36 79	234	H	Sacred Heart	60 71								
22	A	Minnesota	47 70	263	A	Brown	70 76								
				327	A	North Dakota St.	51 56								

Non-Div I Games: U New England 68 44

New Hampshire

Average RPI Win: 163

Average RPI Loss: 20

WON-LOST
RECORDWINNING
PCT. RANKLAST 10
GAMESSTRENGTH OF
SCHEDULEOPP. STRENGTH
OF SCHEDULETEAM
RPIADJ.
RPICONF.
RPIADJ CONF.
RPIDIV. I ONLY
DIV. I NON-CONF.10- 1
10- 117
179-1
1- 0128
12850
5026
2526
259
99
9

TOTALS

RPI 1-25

RPI 26-50

W-L RECORDS

RPI 51-100

RPI 101-150

RPI 150+

10- 1

0- 1

0- 0

OVERALL

1- 0

4- 0

5- 0

7- 1

0- 1

0- 0

HOME

1- 0

2- 0

4- 0

3- 0

0- 0

0- 0

AWAY

0- 0

2- 0

1- 0

0- 0

0- 0

0- 0

NEUTRAL

0- 0

0- 0

0- 0

10- 1

0- 1

0- 0

NON-CONFERENCE

1- 0

4- 0

5- 0

7- 1

0- 1

0- 0

HOME

1- 0

2- 0

4- 0

3- 0

0- 0

0- 0

AWAY

0- 0

2- 0

1- 0

0- 0

0- 0

0- 0

NEUTRAL

0- 0

0- 0

0- 0

0- 0

0- 0

0- 0

CONFERENCE

0- 0

0- 0

0- 0

0- 0

0- 0

0- 0

HOME

0- 0

0- 0

0- 0

0- 0

0- 0

0- 0

AWAY

0- 0

0- 0

0- 0

0- 0

0- 0

0- 0

NEUTRAL

0- 0

0- 0

0- 0

RPI 1-25

RPI 26-50

Team's RPI: 26

RPI 51-100

RPI 101+

RPI	S	Opponent	Score
20	H	Auburn	76 79

RPI	S	Opponent	Score

RPI	S	Opponent	Score
68	H	SFA	74 33

RPI	S	Opponent	Score
117	H	Hartford	72 65
120	A	Houston	89 84
130	H	Oklahoma	84 80
145	A	Northern Ariz.	84 55
167	A	New Mexico St.	75 50
167	H	New Mexico St.	83 58
181	H	Texas St.	82 51
216	H	Sacramento St.	85 53
315	H	UTEP	69 51

LAST 12 Division I GAMES:

68	H	SFA	74	33	145	A	Northern Ariz.	84	55
117	H	Hartford	72	65	315	H	UTEP	69	51
20	H	Auburn	76	79	167	H	New Mexico St.	83	58
216	H	Sacramento St.	85	53	130	H	Oklahoma	84	80
167	A	New Mexico St.	75	50	120	A	Houston	89	84
					181	H	Texas St.	82	51

Non-Div I Games:

New Mexico

Loss,
 Non-Conf, S Site,
 H Home
A Away
 N Neutral

Average RPI Win:	298	WON-LOST	WINNING	LAST 10	STRENGTH OF	OPP. STRENGTH	TEAM	ADJ.	CONF.	ADJ CONF.
Average RPI Loss:	101	RECORD	PCT. RANK	GAMES	SCHEDULE	OF SCHEDULE	RPI	RPI	RPI	RPI
DIV. I ONLY	5- 5	157	5-5	138	338	167	167	30	30	
DIV. I NON-CONF.	5- 5	157	1- 0	140	337	167	167	30	30	

TOTALS	RPI 1-25	RPI 26-50	W-L RECORDS	RPI 51-100	RPI 101-150	RPI 150+				
5- 5	0- 0	0- 2	OVERALL	0- 0	0- 1	5- 2				
1- 2	0- 0	0- 1	HOME	0- 0	0- 0	1- 1				
3- 2	0- 0	0- 1	AWAY	0- 0	0- 0	3- 1				
1- 1	0- 0	0- 0	NEUTRAL	0- 0	0- 1	1- 0				
5- 5	0- 0	0- 2	NON-CONFERENCE	0- 0	0- 1	5- 2				
1- 2	0- 0	0- 1	HOME	0- 0	0- 0	1- 1				
3- 2	0- 0	0- 1	AWAY	0- 0	0- 0	3- 1				
1- 1	0- 0	0- 0	NEUTRAL	0- 0	0- 1	1- 0				
0- 0	0- 0	0- 0	CONFERENCE	0- 0	0- 0	0- 0				
0- 0	0- 0	0- 0	HOME	0- 0	0- 0	0- 0				
0- 0	0- 0	0- 0	AWAY	0- 0	0- 0	0- 0				
0- 0	0- 0	0- 0	NEUTRAL	0- 0	0- 0	0- 0				

RPI 1-25				RPI 26-50				RPI 51-100				RPI 101+ Team's RPI: 167			
RPI	S	Opponent	Score	RPI	S	Opponent	Score	RPI	S	Opponent	Score	RPI	S	Opponent	Score
				26	A	New Mexico	58 83					119	N	South Alabama	67 68
				26	H	New Mexico	50 75					151	H	Abilene Christian	46 58
												168	H	Denver	66 64
												182	A	UC Riverside	64 65
												315	A	UTEP	69 65
												322	A	Western Mich.	66 54
												333	A	A&M-Corpus Christi	67 65
												351	N	Alcorn	82 64
LAST 12 Division I GAMES:															
				351	N	Alcorn	82 64	26	A	New Mexico	58 83				
				182	A	UC Riverside	64 65	151	H	Abilene Christian	46 58				
				119	N	South Alabama	67 68	315	A	UTEP	69 65				
				333	A	A&M-Corpus Christi	67 65	322	A	Western Mich.	66 54				
				26	H	New Mexico	50 75								
				168	H	Denver	66 64								

Non-Div I Games: Tex. Permian Basin 70 38 Northern N.M. 101 51

New Mexico St.

Average RPI Win:	281	WON-LOST	WINNING	LAST 10	STRENGTH OF	OPP. STRENGTH	TEAM	ADJ.	CONF.	ADJ CONF.
Average RPI Loss:	130	RECORD	PCT. RANK	GAMES	SCHEDULE	OF SCHEDULE	RPI	RPI	RPI	RPI
DIV. I ONLY	1- 5	311	4-5	35	297	190	190	23	23	
DIV. I NON-CONF.	1- 5	312	0- 0	37	297	191	191	23	23	

TOTALS	RPI 1-25	RPI 26-50	W-L RECORDS	RPI 51-100	RPI 101-150	RPI 150+				
1- 5	0- 1	0- 0	OVERALL	0- 2	0- 1	1- 1				
0- 1	0- 0	0- 0	HOME	0- 0	0- 0	0- 1				
1- 4	0- 1	0- 0	AWAY	0- 2	0- 1	1- 0				
0- 0	0- 0	0- 0	NEUTRAL	0- 0	0- 0	0- 0				
1- 5	0- 1	0- 0	NON-CONFERENCE	0- 2	0- 1	1- 1				
0- 1	0- 0	0- 0	HOME	0- 0	0- 0	0- 1				
1- 4	0- 1	0- 0	AWAY	0- 2	0- 1	1- 0				
0- 0	0- 0	0- 0	NEUTRAL	0- 0	0- 0	0- 0				
0- 0	0- 0	0- 0	CONFERENCE	0- 0	0- 0	0- 0				
0- 0	0- 0	0- 0	HOME	0- 0	0- 0	0- 0				
0- 0	0- 0	0- 0	AWAY	0- 0	0- 0	0- 0				
0- 0	0- 0	0- 0	NEUTRAL	0- 0	0- 0	0- 0				

RPI 1-25				RPI 26-50				RPI 51-100				RPI 101+ Team's RPI : 190			
RPI	S	Opponent	Score	RPI	S	Opponent	Score	RPI	S	Opponent	Score	RPI	S	Opponent	Score
25	A	Mi ami (FL)	38 78					90	A	Xavi er	45 61	123	A	Pi ttsburgh	38 90
								94	A	Ri ce	56 67	281	A	Memphi s	66 59
												319	H	La. -Monroe	44 57
LAST 12 Division I GAMES:															
281	A	Memphi s	66 59	90	A	Xavi er	45 61								
94	A	Ri ce	56 67	25	A	Mi ami (FL)	38 78								
319	H	La. -Monroe	44 57												
123	A	Pi ttsburgh	38 90												

Non-Div I Games: Dillard 68 59 Centenary (LA) 104 42 Trinity Baptist 93 38 New Orleans

Average RPI Win:	278	WON-LOST	WINNING	LAST 10	STRENGTH OF	OPP. STRENGTH	TEAM	ADJ.	CONF.	ADJ CONF.
Average RPI Loss:	130	RECORD	PCT. RANK	GAMES	SCHEDULE	OF SCHEDULE	RPI	RPI	RPI	RPI
DIV. I ONLY	3- 7	252	3-7	285	52	288	288	28	28	
DIV. I NON-CONF.	3- 7	252	1- 0	285	52	288	288	28	28	

TOTALS	RPI 1-25	RPI 26-50	W-L RECORDS	RPI 51-100	RPI 101-150	RPI 150+				
3- 7	0- 2	0- 0	OVERALL	0- 1	0- 1	3- 3				
2- 2	0- 0	0- 0	HOME	0- 0	0- 0	2- 2				
0- 4	0- 2	0- 0	AWAY	0- 1	0- 0	0- 1				
1- 1	0- 0	0- 0	NEUTRAL	0- 0	0- 1	1- 0				
3- 7	0- 2	0- 0	NON-CONFERENCE	0- 1	0- 1	3- 3				
2- 2	0- 0	0- 0	HOME	0- 0	0- 0	2- 2				
0- 4	0- 2	0- 0	AWAY	0- 1	0- 0	0- 1				
1- 1	0- 0	0- 0	NEUTRAL	0- 0	0- 1	1- 0				
0- 0	0- 0	0- 0	CONFERENCE	0- 0	0- 0	0- 0				
0- 0	0- 0	0- 0	HOME	0- 0	0- 0	0- 0				
0- 0	0- 0	0- 0	AWAY	0- 0	0- 0	0- 0				
0- 0	0- 0	0- 0	NEUTRAL	0- 0	0- 0	0- 0				

RPI 1-25				RPI 26-50				RPI 51-100				RPI 101+				Team's RPI: 288
RPI	S	Opponent	Score	RPI	S	Opponent	Score	RPI	S	Opponent	Score	RPI	S	Opponent	Score	
6	A	Syracuse	45 94					66	A	Buffalo	61 88	116	N	Yale	64 67	
9	A	Iowa St.	35 95									203	H	Howard	61 68	
												226	H	St. Bonaventure	48 76	
												245	H	Coppin St.	71 69	
												253	H	Binghamton	79 72	
												282	A	Saint Joseph's	54 68	
												336	N	Morgan St.	67 57	
LAST 12 Division I GAMES:																
336	N	Morgan St.	67 57	6	A	Syracuse	45 94	245	H	Coppin St.	71 69					
116	N	Yale	64 67	253	H	Binghamton	79 72	203	H	Howard	61 68					
9	A	Iowa St.	35 95	282	A	Saint Joseph's	54 68	66	A	Buffalo	61 88					
226	H	St. Bonaventure	48 76													

Non-Div I Games:

Niagara

Average RPI Win:	279	WON-LOST	WINNING	LAST 10	STRENGTH OF	OPP. STRENGTH	TEAM	ADJ.	CONF.	ADJ CONF.
Average RPI Loss:	97	RECORD	PCT. RANK	GAMES	SCHEDULE	OF SCHEDULE	RPI	RPI	RPI	RPI
DIV. I ONLY	4- 6	211	6-4	183	150	170	170	23	23	
DIV. I NON-CONF.	4- 6	212	0- 1	183	149	168	168	23	23	

TOTALS	RPI 1-25	RPI 26-50	W-L RECORDS	RPI 51-100	RPI 101-150	RPI 150+				
4- 6	0- 2	0- 0	OVERALL	0- 2	0- 0	4- 2				
1- 0	0- 0	0- 0	HOME	0- 0	0- 0	1- 0				
2- 5	0- 2	0- 0	AWAY	0- 2	0- 0	2- 1				
1- 1	0- 0	0- 0	NEUTRAL	0- 0	0- 0	1- 1				
4- 6	0- 2	0- 0	NON-CONFERENCE	0- 2	0- 0	4- 2				
1- 0	0- 0	0- 0	HOME	0- 0	0- 0	1- 0				
2- 5	0- 2	0- 0	AWAY	0- 2	0- 0	2- 1				
1- 1	0- 0	0- 0	NEUTRAL	0- 0	0- 0	1- 1				
0- 0	0- 0	0- 0	CONFERENCE	0- 0	0- 0	0- 0				
0- 0	0- 0	0- 0	HOME	0- 0	0- 0	0- 0				
0- 0	0- 0	0- 0	AWAY	0- 0	0- 0	0- 0				
0- 0	0- 0	0- 0	NEUTRAL	0- 0	0- 0	0- 0				

RPI 1-25				RPI 26-50				RPI 51-100				RPI 101+				Team's RPI: 170
RPI	S	Opponent	Score	RPI	S	Opponent	Score	RPI	S	Opponent	Score	RPI	S	Opponent	Score	
10	A	Baylor	39 100					73	A	Tulane	46 71	181	A	Texas St.	67 72	
20	A	Auburn	59 80					84	A	LSU	44 76	206	N	Texas Southern	58 57	
												214	N	Delaware	56 71	
												275	H	Mississippi Val.	72 47	
												315	A	UTEP	58 56	
												319	A	La.-Monroe	55 54	
LAST 12 Division I GAMES:																
214	N	Delaware	56 71	73	A	Tulane	46 71	275	H	Mississippi Val.	72 47					
181	A	Texas St.	67 72	206	N	Texas Southern	58 57	315	A	UTEP	58 56					
84	A	LSU	44 76	20	A	Auburn	59 80	10	A	Baylor	39 100					
319	A	La.-Monroe	55 54													

Non-Div I Games: Southern-N.O. 86 49 William Carey 86 45

Nicholls St.

Average RPI Win: 278

Average RPI Loss: 177

WON-LOST
RECORDWINNING
PCT. RANKLAST 10
GAMESSTRENGTH OF
SCHEDULEOPP. STRENGTH
OF SCHEDULETEAM
RPIADJ.
RPICONF.
RPIADJ CONF.
RPIDIV. I ONLY
DIV. I NON-CONF.3- 7
3- 7252
2525-5
1- 0258
257230
230292
292292
29232
3232
32

TOTALS

RPI 1-25

RPI 26-50

W-L RECORDS

RPI 51-100

RPI 101-150

RPI 150+

3- 7

0- 1

0- 0

OVERALL

0- 0

0- 0

3- 6

2- 2

0- 0

0- 0

HOME

0- 0

0- 0

2- 2

0- 5

0- 1

0- 0

AWAY

0- 0

0- 0

0- 4

1- 0

0- 0

0- 0

NEUTRAL

0- 0

0- 0

1- 0

3- 7

0- 1

0- 0

NON-CONFERENCE

0- 0

0- 0

3- 6

2- 2

0- 0

0- 0

HOME

0- 0

0- 0

2- 2

0- 5

0- 1

0- 0

AWAY

0- 0

0- 0

0- 4

1- 0

0- 0

0- 0

NEUTRAL

0- 0

0- 0

1- 0

0- 0

0- 0

0- 0

CONFERENCE

0- 0

0- 0

0- 0

0- 0

0- 0

0- 0

HOME

0- 0

0- 0

0- 0

0- 0

0- 0

0- 0

AWAY

0- 0

0- 0

0- 0

0- 0

0- 0

0- 0

NEUTRAL

0- 0

0- 0

0- 0

RPI 1-25

RPI 26-50

RPI 51-100

RPI 101+

Team's RPI: 292

RPI	S	Opponent	Score
24	A	Old Dominion	53 69

RPI	S	Opponent	Score
-----	---	----------	-------

RPI	S	Opponent	Score
-----	---	----------	-------

RPI	S	Opponent	Score
164	H	William & Mary	44 55
172	A	Lehigh	41 62
186	H	Campbell	49 57
189	A	High Point	51 83
220	H	Navy	65 58
252	A	La Salle	52 62
254	A	Ole Miss	42 60
267	N	Liberty	66 53
348	H	Longwood	74 42

LAST 12 Division I GAMES:

267	N	Liberty	66	53
164	H	William & Mary	44	55
189	A	High Point	51	83
348	H	Longwood	74	42
252	A	La Salle	52	62
172	A	Lehigh	41	62

186	H	Campbell	49	57
220	H	Navy	65	58
24	A	Old Dominion	53	69
254	A	Ole Miss	42	60

Non-Div I Games:

Cheyney

93 40

Saint Augustine's 71 38

Norfolk St.

Average RPI Win: 232 WON-LOST WINNING LAST 10
Average RPI Loss: 90 RECORD PCT. RANK GAMES STRENGTH OF OPP. STRENGTH TEAM ADJ. CONF. ADJ CONF.
Schedule Of Schedule RPI RPI RPI RPI

DIV. I ONLY	5- 1	36	9-1	341	25	133	133	27	27
DIV. I NON-CONF.	5- 1	36	0- 0	341	27	133	133	27	27

TOTALS	RPI 1-25	RPI 26-50	W-L RECORDS	RPI 51-100	RPI 101-150	RPI 150+			
5- 1	0- 0	0- 0	OVERALL	0- 1	0- 0	5- 0			
1- 0	0- 0	0- 0	HOME	0- 0	0- 0	1- 0			
3- 1	0- 0	0- 0	AWAY	0- 1	0- 0	3- 0			
1- 0	0- 0	0- 0	NEUTRAL	0- 0	0- 0	1- 0			
5- 1	0- 0	0- 0	NON-CONFERENCE	0- 1	0- 0	5- 0			
1- 0	0- 0	0- 0	HOME	0- 0	0- 0	1- 0			
3- 1	0- 0	0- 0	AWAY	0- 1	0- 0	3- 0			
1- 0	0- 0	0- 0	NEUTRAL	0- 0	0- 0	1- 0			
0- 0	0- 0	0- 0	CONFERENCE	0- 0	0- 0	0- 0			
0- 0	0- 0	0- 0	HOME	0- 0	0- 0	0- 0			
0- 0	0- 0	0- 0	AWAY	0- 0	0- 0	0- 0			
0- 0	0- 0	0- 0	NEUTRAL	0- 0	0- 0	0- 0			

RPI 1-25				RPI 26-50				RPI 51-100				RPI 101+ Team's RPI: 133				
RPI	S	Opponent	Score	RPI	S	Opponent	Score	RPI	S	Opponent	Score	RPI	S	Opponent	Score	
								90	A	Xavi er	81	94	174	A	Vanderbil t	74 71
													201	H	Al abama St.	68 42
													221	N	Southeast Mo. St.	80 67
													275	A	Mi ssi ssi ppi Val .	86 72
													289	A	Western Caro.	89 66
LAST 12 Di vi si on I GAMES:																
				289	A	Western Caro.	89 66	275	A	Mi ssi ssi ppi Val .	86 72					
				221	N	Southeast Mo. St.	80 67	90	A	Xavi er	81	94				
				201	H	Al abama St.	68 42									
				174	A	Vanderbil t	74 71									

Non-Div I Games: Stillman 99 43 Martin Methodist 79 48 Lane 98 57 Blue Mountain (MS) 70 42
North Ala.

Average RPI Win: 163

Average RPI Loss: 45

WON-LOST
RECORDWINNING
PCT. RANKLAST 10
GAMESSTRENGTH OF
SCHEDULEOPP. STRENGTH
OF SCHEDULETEAM
RPIADJ.
RPICONF.
RPIADJ CONF.
RPIDIV. I ONLY
DIV. I NON-CONF.9- 5
9- 5103
1026-4
1- 025
26157
15641
4141
411
11
1

TOTALS

RPI 1-25

RPI 26-50

W-L RECORDS

RPI 51-100

RPI 101-150

RPI 150+

9- 5

0- 2

0- 2

OVERALL

2- 0

2- 1

5- 0

5- 1

0- 0

0- 1

HOME

0- 0

2- 0

3- 0

1- 2

0- 0

0- 1

AWAY

0- 0

0- 1

1- 0

3- 2

0- 2

0- 0

NEUTRAL

2- 0

0- 0

1- 0

9- 5

0- 2

0- 2

NON-CONFERENCE

2- 0

2- 1

5- 0

5- 1

0- 0

0- 1

HOME

0- 0

2- 0

3- 0

1- 2

0- 0

0- 1

AWAY

0- 0

0- 1

1- 0

3- 2

0- 2

0- 0

NEUTRAL

2- 0

0- 0

1- 0

0- 0

0- 0

0- 0

CONFERENCE

0- 0

0- 0

0- 0

0- 0

0- 0

0- 0

HOME

0- 0

0- 0

0- 0

0- 0

0- 0

0- 0

AWAY

0- 0

0- 0

0- 0

0- 0

0- 0

0- 0

NEUTRAL

0- 0

0- 0

0- 0

RPI 1-25

RPI 26-50

Team's RPI: 41

RPI 51-100

RPI 101+

RPI	S	Opponent	Score
18	N	Kentucky	75 85
20	N	Auburn	81 86

RPI	S	Opponent	Score
29	H	Maine	73 85
46	A	Colorado	74 86

RPI	S	Opponent	Score
60	N	UCLA	83 49
94	N	Rice	71 50

RPI	S	Opponent	Score
110	A	Ohio St.	69 76
124	H	VCU	59 47
142	H	Kent St.	73 60
154	N	South Fla.	71 69
203	H	Howard	85 63
207	H	UNCW	82 55
213	A	Elon	100 69
271	H	UNC Greensboro	83 62

LAST 12 Division I GAMES:

203	H	Howard	85 63	94	N	Rice	71 50
20	N	Auburn	81 86	271	H	UNC Greensboro	83 62
154	N	South Fla.	71 69	207	H	UNCW	82 55
60	N	UCLA	83 49	29	H	Maine	73 85
46	A	Colorado	74 86	110	A	Ohio St.	69 76
124	H	VCU	59 47	18	N	Kentucky	75 85

North Carolina

North Carolina

Non-Div I Games:

North Carolina

Loss,
 Non-Conf, S Site,
 H Home
A Away
 N Neutral

Average RPI Win:	284	WON-LOST	WINNING	LAST 10	STRENGTH OF	OPP. STRENGTH	TEAM	ADJ.	CONF.	ADJ CONF.
Average RPI Loss:	126	RECORD	PCT. RANK	GAMES	SCHEDULE	OF SCHEDULE	RPI	RPI	RPI	RPI
DIV. I ONLY	4- 8	238	4-6	161	169	185	185	19	19	
DIV. I NON-CONF.	4- 8	239	1- 0	161	168	186	186	16	16	

TOTALS	RPI 1-25	RPI 26-50	W-L RECORDS	RPI 51-100	RPI 101-150	RPI 150+				
4- 8	0- 2	0- 0	OVERALL	0- 1	0- 2	4- 3				
0- 1	0- 0	0- 0	HOME	0- 0	0- 0	0- 1				
2- 7	0- 2	0- 0	AWAY	0- 1	0- 2	2- 2				
2- 0	0- 0	0- 0	NEUTRAL	0- 0	0- 0	2- 0				
4- 8	0- 2	0- 0	NON-CONFERENCE	0- 1	0- 2	4- 3				
0- 1	0- 0	0- 0	HOME	0- 0	0- 0	0- 1				
2- 7	0- 2	0- 0	AWAY	0- 1	0- 2	2- 2				
2- 0	0- 0	0- 0	NEUTRAL	0- 0	0- 0	2- 0				
0- 0	0- 0	0- 0	CONFERENCE	0- 0	0- 0	0- 0				
0- 0	0- 0	0- 0	HOME	0- 0	0- 0	0- 0				
0- 0	0- 0	0- 0	AWAY	0- 0	0- 0	0- 0				
0- 0	0- 0	0- 0	NEUTRAL	0- 0	0- 0	0- 0				

RPI 1-25				RPI 26-50				RPI 51-100				RPI 101+				Team's RPI: 185
RPI	S	Opponent	Score	RPI	S	Opponent	Score	RPI	S	Opponent	Score	RPI	S	Opponent	Score	
6	A	Syracuse	49 85					74	A	UNI	60 64	106	A	Penn St.	68 75	
9	A	Iowa St.	35 87									143	A	Rhode Island	63 77	
												192	H	Milwaukee	46 64	
												238	A	Illinois St.	55 67	
												240	A	Massachusetts	59 52	
												243	A	Stetson	63 74	
												268	N	San Francisco	100 97	
												307	A	Valparaiso	62 56	
												322	N	Western Mich.	62 50	

LAST 12 Division I GAMES:																
268	N	San Francisco	100 97	243	A	Stetson	63 74									
322	N	Western Mich.	62 50	9	A	Iowa St.	35 87									
106	A	Penn St.	68 75	192	H	Milwaukee	46 64									
238	A	Illinois St.	55 67	74	A	UNI	60 64									
307	A	Valparaiso	62 56	240	A	Massachusetts	59 52									
6	A	Syracuse	49 85	143	A	Rhode Island	63 77									

Non-Div I Games: Mayville St. 84 50

North Dakota

Average RPI Win:	318	WON-LOST	WINNING	LAST 10	STRENGTH OF	OPP. STRENGTH	TEAM	ADJ.	CONF.	ADJ CONF.
Average RPI Loss:	172	RECORD	PCT. RANK	GAMES	SCHEDULE	OF SCHEDULE	RPI	RPI	RPI	RPI
DIV. I ONLY	3- 9	270	2-8	311	223	327	327	19	19	
DIV. I NON-CONF.	2- 9	299	0- 0	290	198	326	326	16	16	

TOTALS	RPI 1-25	RPI 26-50	W-L RECORDS	RPI 51-100	RPI 101-150	RPI 150+				
3- 9	0- 0	0- 0	OVERALL	0- 2	0- 2	3- 5				
2- 3	0- 0	0- 0	HOME	0- 1	0- 1	2- 1				
1- 4	0- 0	0- 0	AWAY	0- 1	0- 1	1- 2				
0- 2	0- 0	0- 0	NEUTRAL	0- 0	0- 0	0- 2				
2- 9	0- 0	0- 0	NON-CONFERENCE	0- 2	0- 2	2- 5				
1- 3	0- 0	0- 0	HOME	0- 1	0- 1	1- 1				
1- 4	0- 0	0- 0	AWAY	0- 1	0- 1	1- 2				
0- 2	0- 0	0- 0	NEUTRAL	0- 0	0- 0	0- 2				
1- 0	0- 0	0- 0	CONFERENCE	0- 0	0- 0	1- 0				
1- 0	0- 0	0- 0	HOME	0- 0	0- 0	1- 0				
0- 0	0- 0	0- 0	AWAY	0- 0	0- 0	0- 0				
0- 0	0- 0	0- 0	NEUTRAL	0- 0	0- 0	0- 0				

RPI 1-25				RPI 26-50				RPI 51-100				RPI 101+				Team's RPI: 327	
RPI	S	Opponent	Score	RPI	S	Opponent	Score	RPI	S	Opponent	Score	RPI	S	Opponent	Score		
								81	A	Paci fi c	68	75	111	A	Northern Ill.	63	81
								93	H	Creighton	51	86	147	H	UMKC	59	69
													156	A	Wi sconsi n	53	64
													192	H	Mi lwaukee	55	57
													243	A	Stetson	59	60
													256	N	North Texas	78	92
													268	N	San Franci sco	42	75
													304	H	New Hampshi re	56	51
													307	A	Val parai so	51	48
													343	H	Purdue Fort Wayne	70	54
LAST 12 Division I GAMES:																	
343	H	Purdue Fort Wayne	70	54	268	N	San Franci sco	42	75	307	A	Val parai so	51	48			
243	A	Stetson	59	60	192	H	Mi lwaukee	55	57	147	H	UMKC	59	69			
81	A	Paci fi c	68	75	111	A	Northern Ill.	63	81	256	N	North Texas	78	92			
156	A	Wi sconsi n	53	64													
304	H	New Hampshi re	56	51													
93	H	Creighton	51	86													

Non-Div I Games: Mayville St. 49 43

North Dakota St.

Average RPI Win: 334
Average RPI Loss: 146

WON-LOST
RECORD

WINNING
PCT. RANK

LAST 10
GAMES

STRENGTH OF
SCHEDULE

OPP. STRENGTH
OF SCHEDULE

TEAM
RPI

ADJ.
RPI

CONF.
RPI

ADJ CONF.
RPI

DIV. I ONLY	3- 6	238	5-5	280	216	296	296	27	27
DIV. I NON-CONF.	3- 6	239	0- 1	279	214	295	295	27	27
<hr/>									
TOTALS	RPI 1-25	RPI 26-50	W-L RECORDS	RPI 51-100	RPI 101-150	RPI 150+			
3- 6	0- 2	0- 0	OVERALL	0- 0	0- 1	3- 3			
3- 1	0- 0	0- 0	HOME	0- 0	0- 0	3- 1			
0- 5	0- 2	0- 0	AWAY	0- 0	0- 1	0- 2			
0- 0	0- 0	0- 0	NEUTRAL	0- 0	0- 0	0- 0			
3- 6	0- 2	0- 0	NON-CONFERENCE	0- 0	0- 1	3- 3			
3- 1	0- 0	0- 0	HOME	0- 0	0- 0	3- 1			
0- 5	0- 2	0- 0	AWAY	0- 0	0- 1	0- 2			
0- 0	0- 0	0- 0	NEUTRAL	0- 0	0- 0	0- 0			
0- 0	0- 0	0- 0	CONFERENCE	0- 0	0- 0	0- 0			
0- 0	0- 0	0- 0	HOME	0- 0	0- 0	0- 0			
0- 0	0- 0	0- 0	AWAY	0- 0	0- 0	0- 0			
0- 0	0- 0	0- 0	NEUTRAL	0- 0	0- 0	0- 0			

RPI 1-25				RPI 26-50				RPI 51-100				RPI 101+ Team's RPI: 296			
RPI	S	Opponent	Score	RPI	S	Opponent	Score	RPI	S	Opponent	Score	RPI	S	Opponent	Score
15	A	Indiana	52 75									125	A	Colorado St.	59 61
23	A	Florida St.	53 74									219	A	Bethune-Cookman	60 76
												241	H	Alabama A&M	62 63
												254	A	Ole Miss	69 82
												325	H	FIU	62 53
												329	H	Florida A&M	64 53
												349	H	Charleston So.	82 76
<hr/>															
LAST 12 Division I GAMES:															
254	A	Ole Miss	69 82	219	A	Bethune-Cookman	60 76								
241	H	Alabama A&M	62 63	325	H	FIU	62 53								
23	A	Florida St.	53 74	125	A	Colorado St.	59 61								
				349	H	Charleston So.	82 76								
				15	A	Indiana	52 75								
				329	H	Florida A&M	64 53								

Non-Div I Games: Trinity Baptist 99 40 Warner 67 36

North Florida

Average RPI Win:	272	WON-LOST	WINNING	LAST 10	STRENGTH OF	OPP. STRENGTH	TEAM	ADJ.	CONF.	ADJ CONF.
Average RPI Loss:	106	RECORD	PCT. RANK	GAMES	SCHEDULE	OF SCHEDULE	RPI	RPI	RPI	RPI
DIV. I ONLY	4- 5	190	5-5	255	131	256	256	15	15	
DIV. I NON-CONF.	4- 5	190	1- 0	254	129	256	256	17	17	

TOTALS	RPI 1-25	RPI 26-50	W-L RECORDS	RPI 51-100	RPI 101-150	RPI 150+				
4- 5	0- 0	0- 1	OVERALL	0- 2	0- 1	4- 1				
3- 2	0- 0	0- 0	HOME	0- 1	0- 1	3- 0				
0- 2	0- 0	0- 0	AWAY	0- 1	0- 0	0- 1				
1- 1	0- 0	0- 1	NEUTRAL	0- 0	0- 0	1- 0				
4- 5	0- 0	0- 1	NON-CONFERENCE	0- 2	0- 1	4- 1				
3- 2	0- 0	0- 0	HOME	0- 1	0- 1	3- 0				
0- 2	0- 0	0- 0	AWAY	0- 1	0- 0	0- 1				
1- 1	0- 0	0- 1	NEUTRAL	0- 0	0- 0	1- 0				
0- 0	0- 0	0- 0	CONFERENCE	0- 0	0- 0	0- 0				
0- 0	0- 0	0- 0	HOME	0- 0	0- 0	0- 0				
0- 0	0- 0	0- 0	AWAY	0- 0	0- 0	0- 0				
0- 0	0- 0	0- 0	NEUTRAL	0- 0	0- 0	0- 0				

RPI 1-25				RPI 26-50				RPI 51-100				RPI 101+ Team's RPI: 256			
RPI	S	Opponent	Score	RPI	S	Opponent	Score	RPI	S	Opponent	Score	RPI	S	Opponent	Score
				44	N	Wyoming	49 53	56	H	Texas	54 64	128	H	Utah St.	41 57
								69	A	Kansas St.	42 60	162	H	Missouri St.	83 76
												231	A	SMU	66 73
												291	H	Houston Baptist	100 75
												306	H	CSU Bakersfield	71 59
												327	N	North Dakota St.	92 78

LAST 12 Division I GAMES:															
306	H	CSU Bakersfield	71 59	327	N	North Dakota St.	92 78								
128	H	Utah St.	41 57	44	N	Wyoming	49 53								
291	H	Houston Baptist	100 75	69	A	Kansas St.	42 60								
162	H	Missouri St.	83 76	56	H	Texas	54 64								
231	A	SMU	66 73												

Non-Div I Games: Mid-Amer. Christian 82 35 Xavier (LA) 59 46

North Texas

Average RPI	Win:	180	WON-LOST	WINNING	LAST 10	STRENGTH OF	OPP. STRENGTH	TEAM	ADJ.	CONF.	ADJ CONF.
Average RPI	Loss:	75	RECORD	PCT. RANK	GAMES	SCHEDULE	OF SCHEDULE	RPI	RPI	RPI	RPI
DIV. I ONLY		10- 1		17	9-1	180	76	31	31	13	13
DIV. I NON-CONF.		10- 1		17	1- 0	180	76	30	30	13	13

TOTALS	RPI 1-25		RPI 26-50		W-L RECORDS	RPI 51-100		RPI 101-150		RPI 150+	
10- 1	0- 0		1- 0		OVERALL	1- 1		2- 0		6- 0	
6- 0	0- 0		1- 0		HOME	0- 0		1- 0		4- 0	
4- 1	0- 0		0- 0		AWAY	1- 1		1- 0		2- 0	
0- 0	0- 0		0- 0		NEUTRAL	0- 0		0- 0		0- 0	
10- 1	0- 0		1- 0		NON-CONFERENCE	1- 1		2- 0		6- 0	
6- 0	0- 0		1- 0		HOME	0- 0		1- 0		4- 0	
4- 1	0- 0		0- 0		AWAY	1- 1		1- 0		2- 0	
0- 0	0- 0		0- 0		NEUTRAL	0- 0		0- 0		0- 0	
0- 0	0- 0		0- 0		CONFERENCE	0- 0		0- 0		0- 0	
0- 0	0- 0		0- 0		HOME	0- 0		0- 0		0- 0	
0- 0	0- 0		0- 0		AWAY	0- 0		0- 0		0- 0	
0- 0	0- 0		0- 0		NEUTRAL	0- 0		0- 0		0- 0	

RPI 1-25				RPI 26-50				Team's RPI: 31				RPI 51-100				RPI 101+			
RPI	S	Opponent	Score	RPI	S	Opponent	Score	RPI	S	Opponent	Score	RPI	S	Opponent	Score	RPI	S	Opponent	Score
				29	H	Maine	63 55					65	A	Dayton	84 79	129	A	Providence	65 59
												75	A	Marist	84 90	144	H	Fordham	58 54
																184	H	Air Force	54 41
																197	H	Boston U.	81 51
																230	A	Florida	79 66
																240	H	Massachusetts	53 52
																278	A	Fairfield	59 50
																304	H	New Hampshire	69 54
LAST 12 Division I GAMES:																			
129	A	Providence	65 59	29	H	Maine	63 55	75	A	Marist	84 90	65	A	Dayton	84 79	144	H	Fordham	58 54
278	A	Fairfield	59 50									197	H	Boston U.	81 51				
240	H	Massachusetts	53 52																
230	A	Florida	79 66																
184	H	Air Force	54 41																
304	H	New Hampshire	69 54																

Non-Div I Games:

Northeastern

Average RPI Win:	202	WON-LOST	WINNING	LAST 10	STRENGTH OF	OPP. STRENGTH	TEAM	ADJ.	CONF.	ADJ CONF.
Average RPI Loss:	118	RECORD	PCT. RANK	GAMES	SCHEDULE	OF SCHEDULE	RPI	RPI	RPI	RPI
DIV. I ONLY	4- 5	190	4-5	124	133	145	145	11	11	
DIV. I NON-CONF.	4- 5	190	0- 1	124	132	145	145	11	11	

TOTALS	RPI 1-25	RPI 26-50	W-L RECORDS	RPI 51-100	RPI 101-150	RPI 150+				
4- 5	0- 0	0- 1	OVERALL	0- 0	2- 3	2- 1				
2- 1	0- 0	0- 1	HOME	0- 0	1- 0	1- 0				
2- 3	0- 0	0- 0	AWAY	0- 0	1- 3	1- 0				
0- 1	0- 0	0- 0	NEUTRAL	0- 0	0- 0	0- 1				
4- 5	0- 0	0- 1	NON-CONFERENCE	0- 0	2- 3	2- 1				
2- 1	0- 0	0- 1	HOME	0- 0	1- 0	1- 0				
2- 3	0- 0	0- 0	AWAY	0- 0	1- 3	1- 0				
0- 1	0- 0	0- 0	NEUTRAL	0- 0	0- 0	0- 1				
0- 0	0- 0	0- 0	CONFERENCE	0- 0	0- 0	0- 0				
0- 0	0- 0	0- 0	HOME	0- 0	0- 0	0- 0				
0- 0	0- 0	0- 0	AWAY	0- 0	0- 0	0- 0				
0- 0	0- 0	0- 0	NEUTRAL	0- 0	0- 0	0- 0				

RPI 1-25				RPI 26-50				RPI 51-100				RPI 101+ Team's RPI: 145			
RPI	S	Opponent	Score	RPI	S	Opponent	Score	RPI	S	Opponent	Score	RPI	S	Opponent	Score
				26	H	New Mexico	55 84					102	H	Fresno St.	86 73
												103	A	Arizona	47 71
												105	A	Washington	59 81
												118	A	Loyola Marymount	63 62
												125	A	Colorado St.	54 65
												231	N	SMU	48 55
												266	H	California Baptist	91 88
												323	A	Seattle U	65 58
LAST 12 Division I GAMES:															
				125	A	Colorado St.	54 65					231	N	SMU	48 55
				118	A	Loyola Marymount	63 62					103	A	Arizona	47 71
				266	H	California Baptist	91 88					26	H	New Mexico	55 84
				105	A	Washington	59 81								
				323	A	Seattle U	65 58								
				102	H	Fresno St.	86 73								

Non-Div I Games:

Northern Ariz.

Average RPI Win:	185	WON-LOST	WINNING	LAST 10	STRENGTH OF	OPP. STRENGTH	TEAM	ADJ.	CONF.	ADJ CONF.
Average RPI Loss:	92	RECORD	PCT. RANK	GAMES	SCHEDULE	OF SCHEDULE	RPI	RPI	RPI	RPI
DIV. I ONLY	5- 4	140	5-4	113	103	76	76	11	11	
DIV. I NON-CONF.	5- 4	139	0- 1	112	104	76	76	11	11	

TOTALS	RPI 1-25	RPI 26-50	W-L RECORDS	RPI 51-100	RPI 101-150	RPI 150+				
5- 4	0- 0	0- 1	OVERALL	0- 2	2- 0	3- 1				
3- 0	0- 0	0- 0	HOME	0- 0	1- 0	2- 0				
2- 4	0- 0	0- 1	AWAY	0- 2	1- 0	1- 1				
0- 0	0- 0	0- 0	NEUTRAL	0- 0	0- 0	0- 0				
5- 4	0- 0	0- 1	NON-CONFERENCE	0- 2	2- 0	3- 1				
3- 0	0- 0	0- 0	HOME	0- 0	1- 0	2- 0				
2- 4	0- 0	0- 1	AWAY	0- 2	1- 0	1- 1				
0- 0	0- 0	0- 0	NEUTRAL	0- 0	0- 0	0- 0				
0- 0	0- 0	0- 0	CONFERENCE	0- 0	0- 0	0- 0				
0- 0	0- 0	0- 0	HOME	0- 0	0- 0	0- 0				
0- 0	0- 0	0- 0	AWAY	0- 0	0- 0	0- 0				
0- 0	0- 0	0- 0	NEUTRAL	0- 0	0- 0	0- 0				

RPI 1-25				RPI 26-50				RPI 51-100				Team's RPI : 76				RPI 101+			
RPI	S	Opponent	Score	RPI	S	Opponent	Score	RPI	S	Opponent	Score	RPI	S	Opponent	Score	RPI	S	Opponent	Score
				46	A	Col orado	69 77					53	A	BYU	50 70	125	A	Col orado St.	53 47
												84	A	LSU	57 62	135	H	Chattanooga	68 65
																168	H	Denver	74 66
																184	A	Ai r Force	57 69
																231	H	SMU	58 57
																268	A	San Franci sco	68 63
LAST 12 Division I GAMES:																			
				168	H	Denver	74 66					53	A	BYU	50 70				
				84	A	LSU	57 62					135	H	Chattanooga	68 65				
				46	A	Col orado	69 77					231	H	SMU	58 57				
												184	A	Ai r Force	57 69				
												268	A	San Franci sco	68 63				
												125	A	Col orado St.	53 47				

Non-Div I Games:

Northern Colo.

Average RPI Win:	218	WON-LOST	WINNING	LAST 10	STRENGTH OF	OPP. STRENGTH	TEAM	ADJ.	CONF.	ADJ CONF.
Average RPI Loss:	58	RECORD	PCT. RANK	GAMES	SCHEDULE	OF SCHEDULE	RPI	RPI	RPI	RPI
DIV. I ONLY	7- 4	106	6-4	208	65	111	111	10	10	
DIV. I NON-CONF.	7- 4	104	1- 0	207	64	113	113	10	10	

TOTALS	RPI 1-25	RPI 26-50	W-L RECORDS	RPI 51-100	RPI 101-150	RPI 150+				
7- 4	0- 2	0- 0	OVERALL	1- 1	1- 1	5- 0				
5- 0	0- 0	0- 0	HOME	1- 0	1- 0	3- 0				
0- 4	0- 2	0- 0	AWAY	0- 1	0- 1	0- 0				
2- 0	0- 0	0- 0	NEUTRAL	0- 0	0- 0	2- 0				
7- 4	0- 2	0- 0	NON-CONFERENCE	1- 1	1- 1	5- 0				
5- 0	0- 0	0- 0	HOME	1- 0	1- 0	3- 0				
0- 4	0- 2	0- 0	AWAY	0- 1	0- 1	0- 0				
2- 0	0- 0	0- 0	NEUTRAL	0- 0	0- 0	2- 0				
0- 0	0- 0	0- 0	CONFERENCE	0- 0	0- 0	0- 0				
0- 0	0- 0	0- 0	HOME	0- 0	0- 0	0- 0				
0- 0	0- 0	0- 0	AWAY	0- 0	0- 0	0- 0				
0- 0	0- 0	0- 0	NEUTRAL	0- 0	0- 0	0- 0				

RPI 1-25				RPI 26-50				RPI 51-100				RPI 101+ Team's RPI: 111			
RPI	S	Opponent	Score	RPI	S	Opponent	Score	RPI	S	Opponent	Score	RPI	S	Opponent	Score
9	A	Iowa St.	60 70					74	H	UNI	70 59	116	H	Yale	89 80
15	A	Indiana	73 91					77	A	Montana	70 86	131	A	Southern Ill.	73 82
												208	H	Eastern Ill.	78 59
												215	N	Nevada	98 69
												262	N	Western Ill.	86 61
												326	H	Chicago St.	114 52
												327	H	North Dakota St.	81 63

LAST 12 Division I GAMES:															
215	N	Nevada	98 69	326	H	Chicago St.	114 52	208	H	Eastern Ill.	78 59	262	N	Western Ill.	86 61
74	H	UNI	70 59	9	A	Iowa St.	60 70	131	A	Southern Ill.	73 82	77	A	Montana	70 86
15	A	Indiana	73 91	116	H	Yale	89 80	327	H	North Dakota St.	81 63				

Non-Div I Games:

Northern Ill.

Average RPI Win: 331

Average RPI Loss: 173

WON-LOST
RECORDWINNING
PCT. RANKLAST 10
GAMESSTRENGTH OF
SCHEDULEOPP. STRENGTH
OF SCHEDULETEAM
RPIADJ.
RPICONF.
RPIADJ CONF.
RPIDIV. I ONLY
DIV. I NON-CONF.1- 9
0- 9325
3341-9
0- 0137
80333
330295
311295
31116
1516
15

TOTALS

RPI 1-25

RPI 26-50

W-L RECORDS

RPI 51-100

RPI 101-150

RPI 150+

1- 9
0- 2
1- 4
0- 30- 1
0- 0
0- 1
0- 00- 1
0- 1
0- 0
0- 0OVERALL
HOME
AWAY
NEUTRAL0- 0
0- 0
0- 0
0- 00- 2
0- 0
0- 2
0- 01- 5
0- 1
1- 1
0- 30- 9
0- 2
0- 4
0- 30- 1
0- 0
0- 1
0- 00- 1
0- 1
0- 0
0- 0NON-CONFERENCE
HOME
AWAY
NEUTRAL0- 0
0- 0
0- 0
0- 00- 2
0- 0
0- 2
0- 00- 5
0- 1
0- 1
0- 31- 0
0- 0
1- 0
0- 00- 0
0- 0
0- 0
0- 00- 0
0- 0
0- 0
0- 0CONFERENCE
HOME
AWAY
NEUTRAL0- 0
0- 0
0- 0
0- 00- 0
0- 0
0- 0
0- 01- 0
0- 0
1- 0
0- 0

RPI 1-25

RPI 26-50

RPI 51-100

RPI 101+

Team's RPI: 295

RPI S Opponent Score
8 A Louisville 59 92RPI S Opponent Score
48 H Belmont 53 71

RPI S Opponent Score

RPI S Opponent Score
129 A Providence 43 48
142 A Kent St. 61 62
198 N Pepperdi ne 46 51
200 N Akron 60 77
238 H Illinois St. 53 58
252 N La Salle 56 74
331 A UIC 67 49
345 A Austin Peay 48 52

LAST 12 Division I GAMES:

331 A UIC 67 49
198 N Pepperdi ne 46 51
129 A Providence 43 48
252 N La Salle 56 748 A Louisville 59 92
238 H Illinois St. 53 58
345 A Austin Peay 48 52
48 H Belmont 53 71
200 N Akron 60 77
142 A Kent St. 61 62

Northern Ky.

Northern Ky.

Non-Div I Games: Alderson Broaddus 73 32

Northern Ky.

Loss, Non-Conf, S Site, H Home A Away N Neutral

Average RPI	Win:	182	WON-LOST	WINNING	LAST 10	STRENGTH OF	OPP. STRENGTH	TEAM	ADJ.	CONF.	ADJ CONF.
Average RPI	Loss:	54	RECORD	PCT. RANK	GAMES	SCHEDULE	OF SCHEDULE	RPI	RPI	RPI	RPI
DIV. I ONLY		7- 5		130	5-5	95	54	100	100	3	3
DIV. I NON-CONF.		7- 4		104	0- 1	121	57	99	99	4	4

TOTALS	RPI 1-25		RPI 26-50		W-L RECORDS	RPI 51-100		RPI 101-150		RPI 150+	
7- 5	0- 1		2- 2		OVERALL	1- 1		0- 1		4- 0	
4- 2	0- 1		1- 0		HOME	1- 0		0- 1		2- 0	
2- 2	0- 0		1- 1		AWAY	0- 1		0- 0		1- 0	
1- 1	0- 0		0- 1		NEUTRAL	0- 0		0- 0		1- 0	
7- 4	0- 1		2- 2		NON-CONFERENCE	1- 0		0- 1		4- 0	
4- 2	0- 1		1- 0		HOME	1- 0		0- 1		2- 0	
2- 1	0- 0		1- 1		AWAY	0- 0		0- 0		1- 0	
1- 1	0- 0		0- 1		NEUTRAL	0- 0		0- 0		1- 0	
0- 1	0- 0		0- 0		CONFERENCE	0- 1		0- 0		0- 0	
0- 0	0- 0		0- 0		HOME	0- 0		0- 0		0- 0	
0- 1	0- 0		0- 0		AWAY	0- 1		0- 0		0- 0	
0- 0	0- 0		0- 0		NEUTRAL	0- 0		0- 0		0- 0	

RPI 1-25				RPI 26-50				RPI 51-100				RPI 101+			
RPI	S	Opponent	Score	RPI	S	Opponent	Score	RPI	S	Opponent	Score	RPI	S	Opponent	Score
17	H	Marquette	57 76	32	A	Green Bay	57 55	51	A	Rutgers	41 45	123	H	Pittsburgh	49 52
				35	N	Kansas	57 66	83	H	UT Martin	90 64	230	A	Florida	83 74
				42	A	DePaul	60 76					232	N	Wichita St.	65 43
				43	H	Duke	84 58					326	H	Chicago St.	97 35
												331	H	UIC	87 44

LAST 12 Division I GAMES:															
				35	N	Kansas	57 66	123	H	Pittsburgh	49 52				
				51	A	Rutgers	41 45	83	H	UT Martin	90 64				
				232	N	Wichita St.	65 43	230	A	Florida	83 74				
				326	H	Chicago St.	97 35	331	H	UIC	87 44				
				17	H	Marquette	57 76	43	H	Duke	84 58				
				42	A	DePaul	60 76	32	A	Green Bay	57 55				

Non-Div I Games:

Northwestern

Average RPI Win: 351
Average RPI Loss: 165

WON-LOST
RECORD

WINNING
PCT. RANK

LAST 10
GAMES

STRENGTH OF
SCHEDULE

OPP. STRENGTH
OF SCHEDULE

TEAM
RPI

ADJ.
RPI

CONF.
RPI

ADJ CONF.
RPI

DIV. I ONLY	1- 5	311	5-5	277	271	335	335	23	23
DIV. I NON-CONF.	1- 5	312	0- 0	277	269	335	335	23	23
<hr/>									
TOTALS	RPI 1-25	RPI 26-50	W-L RECORDS	RPI 51-100	RPI 101-150	RPI 150+			
1- 5	0- 0	0- 1	OVERALL	0- 0	0- 2	1- 2			
1- 1	0- 0	0- 0	HOME	0- 0	0- 0	1- 1			
0- 4	0- 0	0- 1	AWAY	0- 0	0- 2	0- 1			
0- 0	0- 0	0- 0	NEUTRAL	0- 0	0- 0	0- 0			
1- 5	0- 0	0- 1	NON-CONFERENCE	0- 0	0- 2	1- 2			
1- 1	0- 0	0- 0	HOME	0- 0	0- 0	1- 1			
0- 4	0- 0	0- 1	AWAY	0- 0	0- 2	0- 1			
0- 0	0- 0	0- 0	NEUTRAL	0- 0	0- 0	0- 0			
0- 0	0- 0	0- 0	CONFERENCE	0- 0	0- 0	0- 0			
0- 0	0- 0	0- 0	HOME	0- 0	0- 0	0- 0			
0- 0	0- 0	0- 0	AWAY	0- 0	0- 0	0- 0			
0- 0	0- 0	0- 0	NEUTRAL	0- 0	0- 0	0- 0			

RPI 1-25				RPI 26-50				RPI 51-100				RPI 101+ Team's RPI: 335			
RPI	S	Opponent	Score	RPI	S	Opponent	Score	RPI	S	Opponent	Score	RPI	S	Opponent	Score
				50	A	Arkansas	53 98					101	A	Al abama	73 87
												130	A	Okl ahoma	56 93
												223	A	Southern Mi ss.	54 69
												319	H	La. -Monroe	55 63
												351	H	Al corn	78 65
<hr/>															
LAST 12 Division I GAMES:															
				101	A	Al abama	73 87								
				319	H	La. -Monroe	55 63								
				223	A	Southern Mi ss.	54 69								
				351	H	Al corn	78 65								
				130	A	Okl ahoma	56 93								
				50	A	Arkansas	53 98								

Non-Div I Games:

Loyola (LA)

71 66

Central Baptist

82 56

LeTourneau

100 40

Centenary (LA)

94 51

Northwestern St.

Average RPI	Win:	75	WON-LOST	WINNING	LAST 10	STRENGTH OF	OPP. STRENGTH	TEAM	ADJ.	CONF.	ADJ CONF.
Average RPI	Loss:	2	RECORD	PCT. RANK	GAMES	SCHEDULE	OF SCHEDULE	RPI	RPI	RPI	RPI
DIV. I ONLY		11- 1	12	9-1	2	30	1	1	1	1	1
DIV. I NON-CONF.		11- 1	11	1- 0	2	32	1	1	1	1	1

TOTALS	RPI 1-25		RPI 26-50		W-L RECORDS	RPI 51-100		RPI 101-150		RPI 150+	
11- 1	4- 1		1- 0		OVERALL	3- 0		1- 0		2- 0	
5- 1	1- 1		0- 0		HOME	1- 0		1- 0		2- 0	
3- 0	1- 0		1- 0		AWAY	1- 0		0- 0		0- 0	
3- 0	2- 0		0- 0		NEUTRAL	1- 0		0- 0		0- 0	
11- 1	4- 1		1- 0		NON-CONFERENCE	3- 0		1- 0		2- 0	
5- 1	1- 1		0- 0		HOME	1- 0		1- 0		2- 0	
3- 0	1- 0		1- 0		AWAY	1- 0		0- 0		0- 0	
3- 0	2- 0		0- 0		NEUTRAL	1- 0		0- 0		0- 0	
0- 0	0- 0		0- 0		CONFERENCE	0- 0		0- 0		0- 0	
0- 0	0- 0		0- 0		HOME	0- 0		0- 0		0- 0	
0- 0	0- 0		0- 0		AWAY	0- 0		0- 0		0- 0	
0- 0	0- 0		0- 0		NEUTRAL	0- 0		0- 0		0- 0	

RPI	S	Opponent	Score	RPI	S	Opponent	Score	RPI	S	Opponent	Score	RPI	S	Opponent	Score
2	H	UConn	71 89	42	A	DePaul	101 77	54	N	Oregon St.	91 81	113	H	Harvard	103 58
11	N	Drake	82 64					71	A	Toledo	72 56	160	H	Western Ky.	94 53
12	H	Iowa	105 71					79	H	Penn	75 55	253	H	Binghamton	103 53
16	N	Gonzaga	81 65												
17	A	Marquette	87 63												

LAST 12 Division I GAMES:															
2	H	UConn	71 89	54	N	Oregon St.	91 81	11	N	Drake	82 64	17	A	Marquette	87 63
12	H	Iowa	105 71	160	H	Western Ky.	94 53	71	A	Toledo	72 56	253	H	Binghamton	103 53
16	N	Gonzaga	81 65	79	H	Penn	75 55								
42	A	DePaul	101 77	113	H	Harvard	103 58								

Non-Div I Games:

Notre Dame

Average RPI Win:	324	WON-LOST	WINNING	LAST 10	STRENGTH OF	OPP. STRENGTH	TEAM	ADJ.	CONF.	ADJ CONF.
Average RPI Loss:	131	RECORD	PCT. RANK	GAMES	SCHEDULE	OF SCHEDULE	RPI	RPI	RPI	RPI
DIV. I ONLY	1- 9	325	2-8	28	324	258	258	16	16	
DIV. I NON-CONF.	1- 8	321	0- 0	8	336	217	217	15	15	

TOTALS	RPI 1-25	RPI 26-50	W-L RECORDS	RPI 51-100	RPI 101-150	RPI 150+				
1- 9	0- 1	0- 1	OVERALL	0- 1	0- 3	1- 3				
1- 4	0- 1	0- 1	HOME	0- 0	0- 1	1- 0				
0- 4	0- 0	0- 0	AWAY	0- 1	0- 2	0- 1				
0- 1	0- 0	0- 0	NEUTRAL	0- 0	0- 0	0- 1				
1- 8	0- 1	0- 1	NON-CONFERENCE	0- 1	0- 3	1- 2				
1- 3	0- 1	0- 1	HOME	0- 0	0- 1	1- 0				
0- 4	0- 0	0- 0	AWAY	0- 1	0- 2	0- 1				
0- 1	0- 0	0- 0	NEUTRAL	0- 0	0- 0	0- 1				
0- 1	0- 0	0- 0	CONFERENCE	0- 0	0- 0	0- 1				
0- 1	0- 0	0- 0	HOME	0- 0	0- 0	0- 1				
0- 0	0- 0	0- 0	AWAY	0- 0	0- 0	0- 0				
0- 0	0- 0	0- 0	NEUTRAL	0- 0	0- 0	0- 0				

RPI 1-25				RPI 26-50				RPI 51-100				RPI 101+				Team's RPI: 258	
RPI	S	Opponent	Score	RPI	S	Opponent	Score	RPI	S	Opponent	Score	RPI	S	Opponent	Score		
15	H	Indiana	32 59	36	H	Michigan St.	58 102	58	A	Central Mich.	61 104	112	H	Michigan	59 85		
												141	A	Bradley	64 73		
												142	A	Kent St.	65 75		
												200 N	Akron	65 85			
												237	H	Cleveland St.	62 64		
												238	A	Illinois St.	56 62		
												324	H	Canisius	71 60		
LAST 12 Division I GAMES:																	
142	A	Kent St.	65 75	237	H	Cleveland St.	62 64	112	H	Michigan	59 85	36	H	Michigan St.	58 102		
200 N	Akron	65 85	141	A	Bradley	64 73	238	A	Illinois St.	56 62	324	H	Canisius	71 60			
15	H	Indiana	32 59														
58	A	Central Mich.	61 104														

Non-Div I Games: Grace Bible (MI) 94 48 Rochester College 64 46

Oakland

Average RPI Win:	188	WON-LOST	WINNING	LAST 10	STRENGTH OF	OPP. STRENGTH	TEAM	ADJ.	CONF.	ADJ CONF.
Average RPI Loss:	0	RECORD	PCT. RANK	GAMES	SCHEDULE	OF SCHEDULE	RPI	RPI	RPI	RPI
DIV. I ONLY	10- 0	1	10-0	334	4	72	72	10	10	
DIV. I NON-CONF.	10- 0	1	1- 0	334	4	72	72	10	10	

TOTALS	RPI 1-25	RPI 26-50	W-L RECORDS	RPI 51-100	RPI 101-150	RPI 150+				
10- 0	0- 0	1- 0	OVERALL	2- 0	0- 0	7- 0				
6- 0	0- 0	0- 0	HOME	1- 0	0- 0	5- 0				
2- 0	0- 0	0- 0	AWAY	1- 0	0- 0	1- 0				
2- 0	0- 0	1- 0	NEUTRAL	0- 0	0- 0	1- 0				
10- 0	0- 0	1- 0	NON-CONFERENCE	2- 0	0- 0	7- 0				
6- 0	0- 0	0- 0	HOME	1- 0	0- 0	5- 0				
2- 0	0- 0	0- 0	AWAY	1- 0	0- 0	1- 0				
2- 0	0- 0	1- 0	NEUTRAL	0- 0	0- 0	1- 0				
0- 0	0- 0	0- 0	CONFERENCE	0- 0	0- 0	0- 0				
0- 0	0- 0	0- 0	HOME	0- 0	0- 0	0- 0				
0- 0	0- 0	0- 0	AWAY	0- 0	0- 0	0- 0				
0- 0	0- 0	0- 0	NEUTRAL	0- 0	0- 0	0- 0				

RPI	S	Opponent	Score	RPI	S	Opponent	Score	RPI	S	Opponent	Score	RPI	S	Opponent	Score
				30	N	Lamar University	87 62	67	H	Purdue	80 73	207	H	UNCW	95 72
								80	A	IUPUI	73 66	226	N	St. Bonaventure	70 53
												237	H	Cleveland St.	72 54
												245	H	Coppin St.	87 62
												253	H	Binghamton	86 49
												261	H	Eastern Ky.	100 60
												270	A	Richmond	109 58

LAST 12 Division I GAMES:															
270	A	Richmond	109 58	245	H	Coppin St.	87 62	67	H	Purdue	80 73	237	H	Cleveland St.	72 54
80	A	IUPUI	73 66	30	N	Lamar University	87 62	226	N	St. Bonaventure	70 53	261	H	Eastern Ky.	100 60
253	H	Binghamton	86 49												
207	H	UNCW	95 72												

Non-Div I Games:

Ohio

Average RPI Win: 178

Average RPI Loss: 65

WON-LOST
RECORDWINNING
PCT. RANKLAST 10
GAMESSTRENGTH OF
SCHEDULEOPP. STRENGTH
OF SCHEDULETEAM
RPIADJ.
RPICONF.
RPIADJ CONF.
RPIDIV. I ONLY
DIV. I NON-CONF.4- 6
4- 5211
1904-6
0- 019
2353
58110
107110
1073
43
4

TOTALS

RPI 1-25

RPI 26-50

W-L RECORDS

RPI 51-100

RPI 101-150

RPI 150+

4- 6 0- 1
4- 1 0- 0
0- 3 0- 1
0- 2 0- 01- 2
1- 0
0- 0
0- 2OVERALL
HOME
AWAY
NEUTRAL0- 1
0- 0
0- 1
0- 01- 1
1- 0
0- 1
0- 02- 1
2- 1
0- 0
0- 04- 5 0- 1
4- 1 0- 0
0- 2 0- 1
0- 2 0- 01- 2
1- 0
0- 0
0- 2NON-CONFERENCE
HOME
AWAY
NEUTRAL0- 0
0- 0
0- 0
0- 01- 1
1- 0
0- 1
0- 02- 1
2- 1
0- 0
0- 00- 1 0- 0
0- 0 0- 0
0- 1 0- 0
0- 0 0- 00- 0
0- 0
0- 0
0- 0CONFERENCE
HOME
AWAY
NEUTRAL0- 1
0- 0
0- 1
0- 00- 0
0- 0
0- 0
0- 00- 0
0- 0
0- 0
0- 0

RPI 1-25

RPI 26-50

RPI 51-100

RPI 101+

Team's RPI: 110

RPI S Opponent Score
2 A UConn 53 85RPI S Opponent Score
27 N Virginia Tech 73 81
37 N Butler 53 66
41 H North Carolina 76 69RPI S Opponent Score
67 A Purdue 42 60RPI S Opponent Score
105 A Washington 59 69
138 H Cincinnati 69 56
154 H South Fla. 47 71
230 H Florida 46 41
303 H Detroit Mercy 55 41

LAST 12 Division I GAMES:

67 A Purdue	42 60	105 A Washington	59 69
27 N Virginia Tech	73 81	138 H Cincinnati	69 56
37 N Butler	53 66	41 H North Carolina	76 69
230 H Florida	46 41	2 A UConn	53 85
		303 H Detroit Mercy	55 41
		154 H South Fla.	47 71

Ohio St.

Ohio St.

Non-Div I Games:

Ohio St.

Oklahoma

Through Games Of Dec. 28, 2018											
Average RPI Win: 250		WON-LOST RECORD		WINNING PCT. RANK		LAST 10 GAMES		STRENGTH OF SCHEDULE		OPP. STRENGTH OF SCHEDULE	
Average RPI Loss: 68										TEAM RPI	
ADJ. RPI		CONF. RPI		ADJ. CONF. RPI							
DIV. I ONLY		4- 7		229		3-7		24		170	
DIV. I NON-CONF.		4- 7		229		0- 1		25		169	
TOTALS		RPI 1-25		RPI 26-50		W-L RECORDS		RPI 51-100		RPI 101-150	
4- 7		0- 2		0- 2		OVERALL		0- 1		0- 1	
3- 2		0- 1		0- 1		HOME		0- 0		0- 0	
1- 3		0- 1		0- 1		AWAY		0- 0		0- 0	
0- 2		0- 0		0- 0		NEUTRAL		0- 1		0- 1	
4- 7		0- 2		0- 2		NON-CONFERENCE		0- 1		0- 1	
3- 2		0- 1		0- 1		HOME		0- 0		0- 0	
1- 3		0- 1		0- 1		AWAY		0- 0		0- 0	
0- 2		0- 0		0- 0		NEUTRAL		0- 1		0- 1	
0- 0		0- 0		0- 0		CONFERENCE		0- 0		0- 0	
0- 0		0- 0		0- 0		HOME		0- 0		0- 0	
0- 0		0- 0		0- 0		AWAY		0- 0		0- 0	
0- 0		0- 0		0- 0		NEUTRAL		0- 0		0- 0	

RPI 1-25				RPI 26-50				RPI 51-100				RPI 101+ Team's RPI: 130			
RPI	S	Opponent	Score	RPI	S	Opponent	Score	RPI	S	Opponent	Score	RPI	S	Opponent	Score
2	H	UConn	63 72	26	A	New Mexico	80 84	92	N	Clemson	62 74	140	N	UAB	84 89
20	A	Auburn	79 95	42	H	DePaul	76 87					154	A	South Fla.	70 87
												160	H	Western Ky.	90 83
												231	A	SMU	77 61
												274	H	Central Ark.	65 52
												335	H	Northwestern St.	93 56
LAST 12 Division I GAMES:															
92	N	Clemson	62 74	26	A	New Mexico	80 84	140	N	UAB	84 89				
231	A	SMU	77 61					154	A	South Fla.	70 87				
2	H	UConn	63 72					335	H	Northwestern St.	93 56				
42	H	DePaul	76 87					160	H	Western Ky.	90 83				
274	H	Central Ark.	65 52												
20	A	Auburn	79 95												

Non-Div I Games:

Oklahoma

Average RPI Win:	198	WON-LOST	WINNING	LAST 10	STRENGTH OF	OPP. STRENGTH	TEAM	ADJ.	CONF.	ADJ CONF.
Average RPI Loss:	47	RECORD	PCT. RANK	GAMES	SCHEDULE	OF SCHEDULE	RPI	RPI	RPI	RPI
DIV. I ONLY	8- 2	49	8-2	266	38	109	109	5	5	
DIV. I NON-CONF.	8- 2	49	1- 0	264	38	112	112	5	5	
<hr/>										
TOTALS	RPI 1-25	RPI 26-50	W-L RECORDS	RPI 51-100	RPI 101-150	RPI 150+				
8- 2	0- 0	0- 1	OVERALL	0- 1	1- 0	7- 0				
7- 1	0- 0	0- 1	HOME	0- 0	1- 0	6- 0				
1- 1	0- 0	0- 0	AWAY	0- 1	0- 0	1- 0				
0- 0	0- 0	0- 0	NEUTRAL	0- 0	0- 0	0- 0				
8- 2	0- 0	0- 1	NON-CONFERENCE	0- 1	1- 0	7- 0				
7- 1	0- 0	0- 1	HOME	0- 0	1- 0	6- 0				
1- 1	0- 0	0- 0	AWAY	0- 1	0- 0	1- 0				
0- 0	0- 0	0- 0	NEUTRAL	0- 0	0- 0	0- 0				
0- 0	0- 0	0- 0	CONFERENCE	0- 0	0- 0	0- 0				
0- 0	0- 0	0- 0	HOME	0- 0	0- 0	0- 0				
0- 0	0- 0	0- 0	AWAY	0- 0	0- 0	0- 0				
0- 0	0- 0	0- 0	NEUTRAL	0- 0	0- 0	0- 0				

RPI 1-25				RPI 26-50				RPI 51-100				RPI 101+ Team's RPI: 109			
RPI	S	Opponent	Score	RPI	S	Opponent	Score	RPI	S	Opponent	Score	RPI	S	Opponent	Score
				33	H	Tennessee	63 76	60	A	UCLA	59 71	126	H	Oral Roberts	89 69
												176	H	Prairie View	70 50
												181	H	Texas St.	66 55
												182	H	UC Riverside	76 51
												187	H	Arkansas St.	62 60
												209	H	Samford	82 62
												232	A	Wichita St.	60 47
												291	H	Houston Baptist	77 44
<hr/>															
LAST 12 Division I GAMES:															
				60	A	UCLA	59 71	126	H	Oral Roberts	89 69				
				291	H	Houston Baptist	77 44	176	H	Prairie View	70 50				
				33	H	Tennessee	63 76	182	H	UC Riverside	76 51				
				181	H	Texas St.	66 55	187	H	Arkansas St.	62 60				
				232	A	Wichita St.	60 47								
				209	H	Samford	82 62								

Non-Div I Games:

Oklahoma St.

Average RPI Win:	164	WON-LOST	WINNING	LAST 10	STRENGTH OF	OPP. STRENGTH	TEAM	ADJ.	CONF.	ADJ CONF.
Average RPI Loss:	68	RECORD	PCT. RANK	GAMES	SCHEDULE	OF SCHEDULE	RPI	RPI	RPI	RPI

DIV. I ONLY	8- 3	67	7-3	30	143	24	24	15	15
DIV. I NON-CONF.	8- 3	69	0- 1	32	143	23	23	17	17
TOTALS	RPI 1-25	RPI 26-50	W-L RECORDS	RPI 51-100	RPI 101-150	RPI 150+			
8- 3	0- 1	0- 1	OVERALL	2- 0	2- 0	4- 1			
3- 1	0- 0	0- 0	HOME	0- 0	1- 0	2- 1			
3- 1	0- 1	0- 0	AWAY	1- 0	1- 0	1- 0			
2- 1	0- 0	0- 1	NEUTRAL	1- 0	0- 0	1- 0			
8- 3	0- 1	0- 1	NON-CONFERENCE	2- 0	2- 0	4- 1			
3- 1	0- 0	0- 0	HOME	0- 0	1- 0	2- 1			
3- 1	0- 1	0- 0	AWAY	1- 0	1- 0	1- 0			
2- 1	0- 0	0- 1	NEUTRAL	1- 0	0- 0	1- 0			
0- 0	0- 0	0- 0	CONFERENCE	0- 0	0- 0	0- 0			
0- 0	0- 0	0- 0	HOME	0- 0	0- 0	0- 0			
0- 0	0- 0	0- 0	AWAY	0- 0	0- 0	0- 0			
0- 0	0- 0	0- 0	NEUTRAL	0- 0	0- 0	0- 0			

RPI S Opponent Score	RPI S Opponent Score	RPI S Opponent Score	RPI S Opponent Score
5 A NC State 56 85	45 N Saint Mary's (CA) 65 83	73 A Tulane 56 48	124 H VCU 60 57
		89 N Tennessee Tech 80 73	138 A Cincinnati 76 72
			153 H Virginia 67 73
			164 H William & Mary 83 69
			186 A Campbell 83 59
			247 N Jacksonville 78 76
			292 H Norfolk St. 69 53
LAST 12 Division I GAMES:			
164 H William & Mary 83 69	45 N Saint Mary's (CA) 65 83	73 A Tulane 56 48	124 H VCU 60 57
5 A NC State 56 85			292 H Norfolk St. 69 53
89 N Tennessee Tech 80 73			186 A Campbell 83 59
247 N Jacksonville 78 76			
153 H Virginia 67 73			
138 A Cincinnati 76 72			

Non-Div I Games:

Old Dominion

O
l
e
M
i
s
s

Ole Miss											
Average RPI Win: 300		WON-LOST RECORD	WINNING PCT. RANK	LAST 10 GAMES	STRENGTH OF SCHEDULE	OPP. STRENGTH OF SCHEDULE	TEAM RPI	ADJ. RPI	CONF. RPI	ADJ CONF. RPI	
Average RPI Loss: 100											
DIV. I ONLY		6- 8	202	3-7	153	267	254	254	6	6	
DIV. I NON-CONF.		6- 8	204	1- 0	154	265	254	254	6	6	

TOTALS		RPI 1-25	RPI 26-50		W-L RECORDS		RPI 51-100	RPI 101-150	RPI 150+		
6- 8		0- 1	0- 0		OVERALL		0- 4	0- 0	6- 3		
6- 4		0- 0	0- 0		HOME		0- 2	0- 0	6- 2		
0- 1		0- 0	0- 0		AWAY		0- 0	0- 0	0- 1		
0- 3		0- 1	0- 0		NEUTRAL		0- 2	0- 0	0- 0		
6- 8		0- 1	0- 0		NON-CONFERENCE		0- 4	0- 0	6- 3		
6- 4		0- 0	0- 0		HOME		0- 2	0- 0	6- 2		
0- 1		0- 0	0- 0		AWAY		0- 0	0- 0	0- 1		
0- 3		0- 1	0- 0		NEUTRAL		0- 2	0- 0	0- 0		
0- 0		0- 0	0- 0		CONFERENCE		0- 0	0- 0	0- 0		
0- 0		0- 0	0- 0		HOME		0- 0	0- 0	0- 0		
0- 0		0- 0	0- 0		AWAY		0- 0	0- 0	0- 0		
0- 0		0- 0	0- 0		NEUTRAL		0- 0	0- 0	0- 0		

RPI 1-25				RPI 26-50			RPI 51-100			RPI 101+ Team's RPI: 254	
RPI S	Opponent		Score	RPI S	Opponent		Score	RPI S	Opponent		Score
2 N	UConn		50 90					67 N	Purdue		59 70
								70 N	St. John's (NY)		59 64
								80 H	IUPUI		58 66
								82 H	TCU		50 55

O
l
e
M
i
s
s

Non-Div I Games:

Ole Miss

Omaha

Average RPI Win: 311

Average RPI Loss: 126

WON-LOST RECORD

WINNING PCT. RANK

LAST 10 GAMES

STRENGTH OF SCHEDULE

OPP. STRENGTH OF SCHEDULE

TEAM RPI

ADJ. RPI

CONF. RPI

ADJ CONF. RPI

DIV. I ONLY

DIV. I NON-CONF.

4- 8

4- 7

238

229

4-6

1- 0

271

284

229

221

285

278

285

278

19

16

19

16

TOTALS

RPI 1-25

RPI 26-50

W-L RECORDS

RPI 51-100

RPI 101-150

RPI 150+

4- 8

0- 0

0- 0

OVERALL

0- 3

0- 3

4- 2

2- 3

0- 0

0- 0

HOME

0- 0

0- 2

2- 1

1- 4

0- 0

0- 0

AWAY

0- 3

0- 1

1- 0

1- 1

0- 0

0- 0

NEUTRAL

0- 0

0- 0

1- 1

4- 7

0- 0

0- 0

NON-CONFERENCE

0- 3

0- 3

4- 1

2- 2

0- 0

0- 0

HOME

0- 0

0- 2

2- 0

1- 4

0- 0

0- 0

AWAY

0- 3

0- 1

1- 0

1- 1

0- 0

0- 0

NEUTRAL

0- 0

0- 0

1- 1

0- 1

0- 0

0- 0

CONFERENCE

0- 0

0- 0

0- 1

0- 1

0- 0

0- 0

HOME

0- 0

0- 0

0- 1

0- 0

0- 0

0- 0

AWAY

0- 0

0- 0

0- 0

0- 0

0- 0

0- 0

NEUTRAL

0- 0

0- 0

0- 0

RPI 1-25

RPI 26-50

RPI 51-100

RPI 101+

Team's RPI: 285

RPI S Opponent Score

RPI S Opponent Score

RPI S Opponent Score

RPI S Opponent Score

69 A Kansas St. 46 61

74 A UNI 50 79

93 A Creighton 51 66

132 A Montana St. 56 59

141 H Bradley 60 80

146 H CSUN 52 64

168 H Denver 68 95

186 N Campbell 52 65

303 A Detroit Mercy 51 42

305 H USC Upstate 96 69

306 H CSU Bakersfield 53 46

329 N Florida A&M 57 50

LAST 12 Division I GAMES:

141 H Bradley 60 80

306 H CSU Bakersfield 53 46

93 A Creighton 51 66

303 A Detroit Mercy 51 42

186 N Campbell 52 65

146 H CSUN 52 64

329 N Florida A&M 57 50

168 H Denver 68 95

74 A UNI 50 79

132 A Montana St. 56 59

69 A Kansas St. 46 61

305 H USC Upstate 96 69

Non-Div I Games: Graceland (IA) 81 39

Omaha

Loss

Non-Conf, S Site, H Home

A Away

N Neutral

Page 217

Non-Div I Games: Graceland (IA) 81 39

Omaha

Average RPI Win:	197	WON-LOST	WINNING	LAST 10	STRENGTH OF	OPP. STRENGTH	TEAM	ADJ.	CONF.	ADJ CONF.
Average RPI Loss:	85	RECORD	PCT. RANK	GAMES	SCHEDULE	OF SCHEDULE	RPI	RPI	RPI	RPI
DIV. I ONLY	5- 6	178	6-4	114	75	126	126	19	19	
DIV. I NON-CONF.	5- 6	177	0- 1	113	75	126	126	16	16	

TOTALS	RPI 1-25	RPI 26-50	W-L RECORDS	RPI 51-100	RPI 101-150	RPI 150+				
5- 6	0- 1	0- 2	OVERALL	0- 0	1- 2	4- 1				
2- 2	0- 0	0- 0	HOME	0- 0	1- 1	1- 1				
3- 4	0- 1	0- 2	AWAY	0- 0	0- 1	3- 0				
0- 0	0- 0	0- 0	NEUTRAL	0- 0	0- 0	0- 0				
5- 6	0- 1	0- 2	NON-CONFERENCE	0- 0	1- 2	4- 1				
2- 2	0- 0	0- 0	HOME	0- 0	1- 1	1- 1				
3- 4	0- 1	0- 2	AWAY	0- 0	0- 1	3- 0				
0- 0	0- 0	0- 0	NEUTRAL	0- 0	0- 0	0- 0				
0- 0	0- 0	0- 0	CONFERENCE	0- 0	0- 0	0- 0				
0- 0	0- 0	0- 0	HOME	0- 0	0- 0	0- 0				
0- 0	0- 0	0- 0	AWAY	0- 0	0- 0	0- 0				
0- 0	0- 0	0- 0	NEUTRAL	0- 0	0- 0	0- 0				

RPI 1-25				RPI 26-50				RPI 51-100				RPI 101+ Team's RPI : 126			
RPI	S	Opponent	Score	RPI	S	Opponent	Score	RPI	S	Opponent	Score	RPI	S	Opponent	Score
12	A	Iowa	77 90	35	A	Kansas	58 70					109	A	Oklahoma St.	69 89
				50	A	Arkansas	61 74					136	H	UT Arlington	62 80
												147	H	UMKC	75 64
												166	H	Tulsa	68 76
												173	A	Sam Houston St.	73 62
												181	A	Texas St.	81 64
												195	H	Southern Utah	64 59
												291	A	Houston Baptist	74 56
LAST 12 Division I GAMES:															
195	H	Southern Utah	64 59	109	A	Oklahoma St.	69 89								
50	A	Arkansas	61 74	291	A	Houston Baptist	74 56								
181	A	Texas St.	81 64	173	A	Sam Houston St.	73 62								
147	H	UMKC	75 64	136	H	UT Arlington	62 80								
166	H	Tulsa	68 76	12	A	Iowa	77 90								
35	A	Kansas	58 70												

Non-Div I Games: Harris-Stowe 74 46 Cent. Christian (KS) 47

Oral Roberts

Average RPI Win: 100
Average RPI Loss: 36

WON-LOST
RECORD

WINNING
PCT. RANK

LAST 10
GAMES

STRENGTH OF
SCHEDULE

OPP. STRENGTH
OF SCHEDULE

TEAM
RPI

ADJ.
RPI

CONF.
RPI

ADJ CONF.
RPI

DIV. I ONLY
DIV. I NON-CONF.

10- 1
10- 1

17
17

9-1
1- 0

13
15

37
37

3
3

3
3

2
2

2
2

TOTALS

RPI 1-25

RPI 26-50

W-L RECORDS

RPI 51-100

RPI 101-150

RPI 150+

10- 1

2- 0

2- 1

OVERALL

2- 0

1- 0

3- 0

6- 0

2- 0

0- 0

HOME

2- 0

0- 0

2- 0

3- 1

0- 0

2- 1

AWAY

0- 0

1- 0

0- 0

1- 0

0- 0

0- 0

NEUTRAL

0- 0

0- 0

1- 0

10- 1

2- 0

2- 1

NON-CONFERENCE

2- 0

1- 0

3- 0

6- 0

2- 0

0- 0

HOME

2- 0

0- 0

2- 0

3- 1

0- 0

2- 1

AWAY

0- 0

1- 0

0- 0

1- 0

0- 0

0- 0

NEUTRAL

0- 0

0- 0

1- 0

0- 0

0- 0

0- 0

CONFERENCE

0- 0

0- 0

0- 0

0- 0

0- 0

0- 0

HOME

0- 0

0- 0

0- 0

0- 0

0- 0

0- 0

AWAY

0- 0

0- 0

0- 0

0- 0

0- 0

0- 0

NEUTRAL

0- 0

0- 0

0- 0

RPI 1-25 Team's RPI: 3

RPI 26-50

RPI 51-100

RPI 101+

RPI S Opponent Score
6 H Syracuse 75 73
13 H Mississippi St. 82 74

RPI S Opponent Score
36 A Michigan St. 82 88
40 A South Dakota St. 87 79
45 A Saint Mary's (CA) 79 55

RPI S Opponent Score
66 H Buffalo 102 82
96 H UC Irvine 115 69

RPI S Opponent Score
128 A Utah St. 88 58
182 N UC Riverside 94 44
184 H Air Force 82 36
242 H Long Beach St. 110 48

LAST 12 Division I GAMES:

242 H Long Beach St. 110 48
45 A Saint Mary's (CA) 79 55
182 N UC Riverside 94 44
66 H Buffalo 102 82
128 A Utah St. 88 58
6 H Syracuse 75 73

96 H UC Irvine 115 69
184 H Air Force 82 36
13 H Mississippi St. 82 74
40 A South Dakota St. 87 79
36 A Michigan St. 82 88

Non-Div I Games: Alas. Fairbanks 115 36

Oregon

Loss, Non-Conf, S Site, H Home A Away N Neutral

Average RPI Win: 163

Average RPI Loss: 20

WON-LOST
RECORDWINNING
PCT. RANKLAST 10
GAMESSTRENGTH OF
SCHEDULEOPP. STRENGTH
OF SCHEDULETEAM
RPIADJ.
RPICONF.
RPIADJ CONF.
RPIDIV. I ONLY
DIV. I NON-CONF.9- 2
9- 241
418-2
0- 1193
1926
654
5354
532
22
2

TOTALS

RPI 1-25

RPI 26-50

W-L RECORDS

RPI 51-100

RPI 101-150

RPI 150+

9- 2 0- 1
6- 0 0- 0
0- 0 0- 0
3- 2 0- 12- 1
2- 0
0- 0
0- 1OVERALL
HOME
AWAY
NEUTRAL1- 0
0- 0
0- 0
1- 01- 0
1- 0
0- 0
0- 05- 0
3- 0
0- 0
2- 09- 2 0- 1
6- 0 0- 0
0- 0 0- 0
3- 2 0- 12- 1
2- 0
0- 0
0- 1NON-CONFERENCE
HOME
AWAY
NEUTRAL1- 0
0- 0
0- 0
1- 01- 0
1- 0
0- 0
0- 05- 0
3- 0
0- 0
2- 00- 0 0- 0
0- 0 0- 0
0- 0 0- 0
0- 0 0- 00- 0
0- 0
0- 0
0- 0CONFERENCE
HOME
AWAY
NEUTRAL0- 0
0- 0
0- 0
0- 00- 0
0- 0
0- 0
0- 00- 0
0- 0
0- 0
0- 0

RPI 1-25

RPI S Opponent Score
1 N Notre Dame 81 91

RPI 26-50

RPI S Opponent Score
38 N Texas A&M 70 76
43 H Duke 71 57
45 H Saint Mary's (CA) 89 56

RPI 51-100

Team's RPI: 54

RPI S Opponent Score
63 N South Carolina 70 68

RPI 101+

RPI S Opponent Score
150 H Santa Clara 82 31
160 N Western Ky. 74 60
187 H Ark. -Pine Bluff 89 33
252 H La Salle 100 46
260 N Eastern Wash. 93 45
308 H Cal Poly 79 54

LAST 12 Division I GAMES:

252 H La Salle 100 46
160 N Western Ky. 74 60
45 H Saint Mary's (CA) 89 56
187 H Ark. -Pine Bluff 89 33
308 H Cal Poly 79 541 N Notre Dame 81 91
63 N South Carolina 70 68
43 H Duke 71 57
38 N Texas A&M 70 76
260 N Eastern Wash. 93 45
150 H Santa Clara 82 31O
r
e
g
o
n
s
t
.O
r
e
g
o
n
s
t
.

Non-Div I Games:

Oregon St.

Average RPI Win: 223

Average RPI Loss: 19

WON-LOST
RECORDWINNING
PCT. RANKLAST 10
GAMESSTRENGTH OF
SCHEDULEOPP. STRENGTH
OF SCHEDULETEAM
RPIADJ.
RPICONF.
RPIADJ CONF.
RPIDIV. I ONLY
DIV. I NON-CONF.7- 3
7- 382
837-3
1- 0206
20562
6281
8181
817
77
7

TOTALS

RPI 1-25

RPI 26-50

W-L RECORDS

RPI 51-100

RPI 101-150

RPI 150+

7- 3 0- 2
4- 0 0- 0
3- 2 0- 1
0- 1 0- 11- 1
1- 0
0- 1
0- 0OVERALL
HOME
AWAY
NEUTRAL1- 0
0- 0
1- 0
0- 00- 0
0- 0
0- 0
0- 05- 0
3- 0
2- 0
0- 07- 3 0- 2
4- 0 0- 0
3- 2 0- 1
0- 1 0- 11- 1
1- 0
0- 1
0- 0NON-CONFERENCE
HOME
AWAY
NEUTRAL1- 0
0- 0
1- 0
0- 00- 0
0- 0
0- 0
0- 05- 0
3- 0
2- 0
0- 00- 0 0- 0
0- 0 0- 0
0- 0 0- 0
0- 0 0- 00- 0
0- 0
0- 0
0- 0CONFERENCE
HOME
AWAY
NEUTRAL0- 0
0- 0
0- 0
0- 00- 0
0- 0
0- 0
0- 00- 0
0- 0
0- 0
0- 0

RPI 1-25

RPI 26-50

RPI 51-100 Team's RPI: 81

RPI 101+

RPI	S	Opponent	Score
7	N	Cal i forni a	69 81
19	A	UCF	57 64

RPI	S	Opponent	Score
30	A	Lamar Uni versi ty	66 82
44	H	Wyomi ng	70 64

RPI	S	Opponent	Score
97	A	UC Davi s	83 80

RPI	S	Opponent	Score
210	A	Cal St. Fullerton	72 64
279	H	UC Santa Barbara	69 53
283	A	San Jose St.	91 67
323	H	Seattle U	75 61
327	H	North Dakota St.	75 68

LAST 12 Divi s i on I GAMES:

210	A	Cal St. Fullerton	72 64	30	A	Lamar Uni versi ty	66 82
327	H	North Dakota St.	75 68	19	A	UCF	57 64
7	N	Cal i forni a	69 81	279	H	UC Santa Barbara	69 53
97	A	UC Davi s	83 80	323	H	Seattle U	75 61
				283	A	San Jose St.	91 67
				44	H	Wyomi ng	70 64

Non-Di v I Games:

Paci f i c

Average RPI	Win:	257	WON-LOST	WINNING	LAST 10	STRENGTH OF	OPP. STRENGTH	TEAM	ADJ.	CONF.	ADJ CONF.
Average RPI	Loss:	15	RECORD	PCT. RANK	GAMES	SCHEDULE	OF SCHEDULE	RPI	RPI	RPI	RPI
DIV. I ONLY		7- 2		57	7-2	234	106	79	79	12	12
DIV. I NON-CONF.		7- 2		57	1- 0	232	107	79	79	12	12

TOTALS	RPI 1-25		RPI 26-50		W-L RECORDS	RPI 51-100		RPI 101-150		RPI 150+	
7- 2	0- 1		0- 1		OVERALL	0- 0		0- 0		7- 0	
3- 0	0- 0		0- 0		HOME	0- 0		0- 0		3- 0	
4- 1	0- 1		0- 0		AWAY	0- 0		0- 0		4- 0	
0- 1	0- 0		0- 1		NEUTRAL	0- 0		0- 0		0- 0	
7- 2	0- 1		0- 1		NON-CONFERENCE	0- 0		0- 0		7- 0	
3- 0	0- 0		0- 0		HOME	0- 0		0- 0		3- 0	
4- 1	0- 1		0- 0		AWAY	0- 0		0- 0		4- 0	
0- 1	0- 0		0- 1		NEUTRAL	0- 0		0- 0		0- 0	
0- 0	0- 0		0- 0		CONFERENCE	0- 0		0- 0		0- 0	
0- 0	0- 0		0- 0		HOME	0- 0		0- 0		0- 0	
0- 0	0- 0		0- 0		AWAY	0- 0		0- 0		0- 0	
0- 0	0- 0		0- 0		NEUTRAL	0- 0		0- 0		0- 0	

RPI	S	Opponent	Score	RPI	S	Opponent	Score	RPI	S	Opponent	Score	RPI	S	Opponent	Score
1	A	Notre Dame	55 75	29	N	Maine	46 47					159	A	Drexel	55 39
												220	A	Navy	65 61
												252	H	La Salle	65 34
												259	A	Iona	66 43
												282	H	Saint Joseph's	65 45
												294	A	Siena	58 51
												330	H	NJIT	85 42

LAST 12 Division I GAMES:															
159	A	Drexel	55 39	29	N	Maine	46 47	220	A	Navy	65 61	330	H	NJIT	85 42
259	A	Iona	66 43					282	H	Saint Joseph's	65 45	1	A	Notre Dame	55 75
252	H	La Salle	65 34					294	A	Siena	58 51				

Non-Div I Games:

Penn

Average RPI Win: 171

Average RPI Loss: 55

WON-LOST
RECORDWINNING
PCT. RANKLAST 10
GAMESSTRENGTH OF
SCHEDULEOPP. STRENGTH
OF SCHEDULETEAM
RPIADJ.
RPICONF.
RPIADJ CONF.
RPIDIV. I ONLY
DIV. I NON-CONF.

7- 5

130

6-4

43

112

106

106

3

3

7- 4

104

0- 0

76

89

108

108

4

4

TOTALS

RPI 1-25

RPI 26-50

W-L RECORDS

RPI 51-100

RPI 101-150

RPI 150+

7- 5

0- 2

0- 1

OVERALL

1- 0

2- 2

4- 0

6- 4

0- 1

0- 1

HOME

1- 0

1- 2

4- 0

1- 1

0- 1

0- 0

AWAY

0- 0

1- 0

0- 0

0- 0

0- 0

0- 0

NEUTRAL

0- 0

0- 0

0- 0

7- 4

0- 2

0- 0

NON-CONFERENCE

1- 0

2- 2

4- 0

6- 3

0- 1

0- 0

HOME

1- 0

1- 2

4- 0

1- 1

0- 1

0- 0

AWAY

0- 0

1- 0

0- 0

0- 0

0- 0

0- 0

NEUTRAL

0- 0

0- 0

0- 0

0- 1

0- 0

0- 1

CONFERENCE

0- 0

0- 0

0- 0

0- 1

0- 0

0- 1

HOME

0- 0

0- 0

0- 0

0- 0

0- 0

0- 0

AWAY

0- 0

0- 0

0- 0

0- 0

0- 0

0- 0

NEUTRAL

0- 0

0- 0

0- 0

RPI 1-25

RPI 26-50

RPI 51-100

RPI 101+

Team's RPI: 106

RPI	S	Opponent	Score
7	H	Cal i forni a	58 75
23	A	Fl ori da St.	58 87

RPI	S	Opponent	Score
34	H	Maryl and	61 77

RPI	S	Opponent	Score
87	H	Princeton	79 71

RPI	S	Opponent	Score
104	H	Duquesne	58 64
107	H	Stony Brook	70 81
129	H	Provi dence	74 72
144	A	Fordham	72 55
180	H	Ameri can	80 59
185	H	North Dakota	75 68
226	H	St. Bonaventure	80 65
247	H	Jacksonville	80 61

LAST 12 Division I GAMES:

34	H	Maryl and	61 77	107	H	Stony Brook	70 81
180	H	Ameri can	80 59	185	H	North Dakota	75 68
226	H	St. Bonaventure	80 65	87	H	Princeton	79 71
104	H	Duquesne	58 64	144	A	Fordham	72 55
247	H	Jacksonville	80 61	7	H	Cal i forni a	58 75
23	A	Fl ori da St.	58 87	129	H	Provi dence	74 72

Non-Div I Games:

Penn St.

Average RPI Win: 287	WON-LOST RECORD	WINNING PCT. RANK	LAST 10 GAMES	STRENGTH OF SCHEDULE	OPP. STRENGTH OF SCHEDULE	TEAM RPI	ADJ. RPI	CONF. RPI	ADJ CONF. RPI
Average RPI Loss: 122									
DIV. I ONLY	6- 4	119	6-4	329	151	198	198	7	7
DIV. I NON-CONF.	6- 4	121	1- 0	329	150	198	198	7	7

TOTALS	RPI 1-25	RPI 26-50	W-L RECORDS	RPI 51-100	RPI 101-150	RPI 150+			
6- 4	0- 0	0- 1	OVERALL	0- 1	0- 1	6- 1			
1- 0	0- 0	0- 0	HOME	0- 0	0- 0	1- 0			
3- 3	0- 0	0- 1	AWAY	0- 1	0- 1	3- 0			
2- 1	0- 0	0- 0	NEUTRAL	0- 0	0- 0	2- 1			
6- 4	0- 0	0- 1	NON-CONFERENCE	0- 1	0- 1	6- 1			
1- 0	0- 0	0- 0	HOME	0- 0	0- 0	1- 0			
3- 3	0- 0	0- 1	AWAY	0- 1	0- 1	3- 0			
2- 1	0- 0	0- 0	NEUTRAL	0- 0	0- 0	2- 1			
0- 0	0- 0	0- 0	CONFERENCE	0- 0	0- 0	0- 0			
0- 0	0- 0	0- 0	HOME	0- 0	0- 0	0- 0			
0- 0	0- 0	0- 0	AWAY	0- 0	0- 0	0- 0			
0- 0	0- 0	0- 0	NEUTRAL	0- 0	0- 0	0- 0			

RPI 1-25				RPI 26-50				RPI 51-100				RPI 101+ Team's RPI: 198			
RPI	S	Opponent	Score	RPI	S	Opponent	Score	RPI	S	Opponent	Score	RPI	S	Opponent	Score
				46	A	Colorado	65 80	59	A	Idaho St.	63 65	129	A	Providence	47 66
												216	N	Sacramento St.	113 97
												252	N	La Salle	55 62
												265	A	Hawaii	65 64
												295	N	Northern Ky.	51 46
												308	A	Cal Poly	70 63
												313	H	Weber St.	68 47
												323	A	Seattle U	78 64
LAST 12 Division I GAMES:															
295	N	Northern Ky.	51 46	46	A	Colorado	65 80	308	A	Cal Poly	70 63				
252	N	La Salle	55 62	216	N	Sacramento St.	113 97								
129	A	Providence	47 66	265	A	Hawaii	65 64								
59	A	Idaho St.	63 65												
313	H	Weber St.	68 47												
323	A	Seattle U	78 64												

Non-Div I Games:

Pepperdine

Average RPI Win:	171	WON-LOST	WINNING	LAST 10	STRENGTH OF	OPP. STRENGTH	TEAM	ADJ.	CONF.	ADJ CONF.
Average RPI Loss:	124	RECORD	PCT. RANK	GAMES	SCHEDULE	OF SCHEDULE	RPI	RPI	RPI	RPI
DIV. I ONLY	8- 5	116	7-3	91	147	123	123	1	1	
DIV. I NON-CONF.	8- 5	117	1- 0	92	146	123	123	1	1	

TOTALS	RPI 1-25	RPI 26-50	W-L RECORDS	RPI 51-100	RPI 101-150	RPI 150+				
8- 5	0- 1	1- 0	OVERALL	1- 0	2- 2	4- 2				
5- 3	0- 1	0- 0	HOME	0- 0	2- 1	3- 1				
1- 1	0- 0	0- 0	AWAY	1- 0	0- 1	0- 0				
2- 1	0- 0	1- 0	NEUTRAL	0- 0	0- 0	1- 1				
8- 5	0- 1	1- 0	NON-CONFERENCE	1- 0	2- 2	4- 2				
5- 3	0- 1	0- 0	HOME	0- 0	2- 1	3- 1				
1- 1	0- 0	0- 0	AWAY	1- 0	0- 1	0- 0				
2- 1	0- 0	1- 0	NEUTRAL	0- 0	0- 0	1- 1				
0- 0	0- 0	0- 0	CONFERENCE	0- 0	0- 0	0- 0				
0- 0	0- 0	0- 0	HOME	0- 0	0- 0	0- 0				
0- 0	0- 0	0- 0	AWAY	0- 0	0- 0	0- 0				
0- 0	0- 0	0- 0	NEUTRAL	0- 0	0- 0	0- 0				

RPI 1-25				RPI 26-50				RPI 51-100				RPI 101+ Team's RPI: 123			
RPI	S	Opponent	Score	RPI	S	Opponent	Score	RPI	S	Opponent	Score	RPI	S	Opponent	Score
19	H	UCF	58 61	50	N	Arkansas	61 54	100	A	Northwestern	52 49	114	H	Youngstown St.	55 64
												138	H	Cincinnati	65 48
												139	A	Georgetown	41 70
												144	H	Fordham	65 62
												156	N	Wisconsin	42 57
												190	H	New Orleans	90 38
												194	H	West Virginia	43 77
												207	H	UNCW	60 56
												236	H	Saint Francis (PA)	78 75
												301	N	Tennessee St.	78 56
LAST 12 Division I GAMES:															
194	H	West Virginia	43 77	236	H	Saint Francis (PA)	78 75	207	H	UNCW	60 56				
144	H	Fordham	65 62	139	A	Georgetown	41 70	138	H	Cincinnati	65 48				
100	A	Northwestern	52 49	114	H	Youngstown St.	55 64	190	H	New Orleans	90 38				
301	N	Tennessee St.	78 56	156	N	Wisconsin	42 57								
50	N	Arkansas	61 54												

Non-Div I Games:

Pittsburgh

Average RPI Win:	228	WON-LOST	WINNING	LAST 10	STRENGTH OF	OPP. STRENGTH	TEAM	ADJ.	CONF.	ADJ CONF.
Average RPI Loss:	118	RECORD	PCT. RANK	GAMES	SCHEDULE	OF SCHEDULE	RPI	RPI	RPI	RPI

DIV. I ONLY	6- 3	95	7-3	119	247	95	95	7	7
DIV. I NON-CONF.	6- 3	95	0- 0	118	246	94	94	7	7
TOTALS	RPI 1-25	RPI 26-50	W-L RECORDS	RPI 51-100	RPI 101-150	RPI 150+			
6- 3	0- 0	0- 0	OVERALL	0- 1	1- 1	5- 1			
3- 1	0- 0	0- 0	HOME	0- 1	1- 0	2- 0			
3- 1	0- 0	0- 0	AWAY	0- 0	0- 0	3- 1			
0- 1	0- 0	0- 0	NEUTRAL	0- 0	0- 1	0- 0			
6- 3	0- 0	0- 0	NON-CONFERENCE	0- 1	1- 1	5- 1			
3- 1	0- 0	0- 0	HOME	0- 1	1- 0	2- 0			
3- 1	0- 0	0- 0	AWAY	0- 0	0- 0	3- 1			
0- 1	0- 0	0- 0	NEUTRAL	0- 0	0- 1	0- 0			
0- 0	0- 0	0- 0	CONFERENCE	0- 0	0- 0	0- 0			
0- 0	0- 0	0- 0	HOME	0- 0	0- 0	0- 0			
0- 0	0- 0	0- 0	AWAY	0- 0	0- 0	0- 0			
0- 0	0- 0	0- 0	NEUTRAL	0- 0	0- 0	0- 0			

RPI 1-25				RPI 26-50				RPI 51-100				Team's RPI: 95				RPI 101+				
RPI	S	Opponent	Score	RPI	S	Opponent	Score	RPI	S	Opponent	Score	RPI	S	Opponent	Score	RPI	S	Opponent	Score	
								96	H	UC Irvine	69	84				103	N	Arizona	70	92
																128	H	Utah St.	61	54
																155	A	Portland St.	79	92
																184	H	Air Force	79	60
																210	H	Cal St. Fullerton	83	74
																265	A	Hawaii	72	65
																269	A	Utah Valley	65	60
																313	A	Weber St.	89	73
LAST 12 Division I GAMES:																				
				155	A	Portland St.	79	92					184	H	Air Force	79	60			
				128	H	Utah St.	61	54					96	H	UC Irvine	69	84			
				210	H	Cal St. Fullerton	83	74					269	A	Utah Valley	65	60			
				103	N	Arizona	70	92												
				265	A	Hawaii	72	65												
				313	A	Weber St.	89	73												

Non-Div I Games: Warner Pacific 98 63 Willamette 82 27

Portland

Average RPI Win:	244	WON-LOST	WINNING	LAST 10	STRENGTH OF	OPP. STRENGTH	TEAM	ADJ.	CONF.	ADJ CONF.
Average RPI Loss:	96	RECORD	PCT. RANK	GAMES	SCHEDULE	OF SCHEDULE	RPI	RPI	RPI	RPI

DIV. I ONLY	7- 1	33	8-1	321	159	155	155	11	11
DIV. I NON-CONF.	7- 1	33	0- 1	321	159	155	155	11	11
TOTALS	RPI 1-25	RPI 26-50	W-L RECORDS	RPI 51-100	RPI 101-150	RPI 150+			
7- 1	0- 0	0- 0	OVERALL	2- 1	0- 0	5- 0			
5- 1	0- 0	0- 0	HOME	2- 1	0- 0	3- 0			
2- 0	0- 0	0- 0	AWAY	0- 0	0- 0	2- 0			
0- 0	0- 0	0- 0	NEUTRAL	0- 0	0- 0	0- 0			
7- 1	0- 0	0- 0	NON-CONFERENCE	2- 1	0- 0	5- 0			
5- 1	0- 0	0- 0	HOME	2- 1	0- 0	3- 0			
2- 0	0- 0	0- 0	AWAY	0- 0	0- 0	2- 0			
0- 0	0- 0	0- 0	NEUTRAL	0- 0	0- 0	0- 0			
0- 0	0- 0	0- 0	CONFERENCE	0- 0	0- 0	0- 0			
0- 0	0- 0	0- 0	HOME	0- 0	0- 0	0- 0			
0- 0	0- 0	0- 0	AWAY	0- 0	0- 0	0- 0			
0- 0	0- 0	0- 0	NEUTRAL	0- 0	0- 0	0- 0			

RPI 1-25				RPI 26-50				RPI 51-100				RPI 101+				Team's RPI: 155	
RPI	S	Opponent	Score	RPI	S	Opponent	Score	RPI	S	Opponent	Score	RPI	S	Opponent	Score		
								95	H	Portland	92 79	250	H	UNLV	58 49		
								96	H	UC Irvine	68 73	283	H	San Jose St.	80 51		
								97	H	UC Davis	65 50	315	A	UTEP	89 61		
												323	H	Seattle U	68 43		
												342	A	Grand Canyon	60 55		
LAST 12 Division I GAMES:																	
				323	H	Seattle U	68 43	96	H	UC Irvine	68 73	250	H	UNLV	58 49		
				97	H	UC Davis	65 50	342	A	Grand Canyon	60 55	315	A	UTEP	89 61		
				283	H	San Jose St.	80 51	95	H	Portland	92 79						

Non-Div I Games: Warner Pacific 102 49

Portland St.

Average RPI	Win: 333	WON-LOST	WINNING	LAST 10	STRENGTH OF	OPP. STRENGTH	TEAM	ADJ.	CONF.	ADJ CONF.
Average RPI	Loss: 96	RECORD	PCT. RANK	GAMES	SCHEDULE	OF SCHEDULE	RPI	RPI	RPI	RPI
DIV. I ONLY	1- 7	320	3-7	9	262	176	176	26	26	
DIV. I NON-CONF.	1- 7	319	0- 1	11	262	176	176	26	26	

TOTALS	RPI 1-25	RPI 26-50	W-L RECORDS	RPI 51-100	RPI 101-150	RPI 150+				
1- 7	0- 1	0- 3	OVERALL	0- 1	0- 1	1- 1				
0- 1	0- 0	0- 0	HOME	0- 1	0- 0	0- 0				
0- 6	0- 1	0- 3	AWAY	0- 0	0- 1	0- 1				
1- 0	0- 0	0- 0	NEUTRAL	0- 0	0- 0	1- 0				
1- 7	0- 1	0- 3	NON-CONFERENCE	0- 1	0- 1	1- 1				
0- 1	0- 0	0- 0	HOME	0- 1	0- 0	0- 0				
0- 6	0- 1	0- 3	AWAY	0- 0	0- 1	0- 1				
1- 0	0- 0	0- 0	NEUTRAL	0- 0	0- 0	1- 0				
0- 0	0- 0	0- 0	CONFERENCE	0- 0	0- 0	0- 0				
0- 0	0- 0	0- 0	HOME	0- 0	0- 0	0- 0				
0- 0	0- 0	0- 0	AWAY	0- 0	0- 0	0- 0				
0- 0	0- 0	0- 0	NEUTRAL	0- 0	0- 0	0- 0				

RPI 1-25				RPI 26-50				RPI 51-100				RPI 101+ Team's RPI: 176			
RPI	S	Opponent	Score	RPI	S	Opponent	Score	RPI	S	Opponent	Score	RPI	S	Opponent	Score
9	A	Iowa St.	46 94	38	A	Texas A&M	57 70	94	H	Rice	58 68	109	A	Oklahoma St.	50 70
				46	A	Colorado	38 79					328	A	UTRGV	50 57
				50	A	Arkansas	44 71					333	N	A&M-Corpus Christi	67 59

LAST 12 Division I GAMES:															
38	A	Texas A&M	57 70	46	A	Colorado	38 79	94	H	Rice	58 68	333	N	A&M-Corpus Christi	67 59
9	A	Iowa St.	46 94	94	H	Rice	58 68	328	A	UTRGV	50 57	109	A	Oklahoma St.	50 70
50	A	Arkansas	44 71												

Non-Div I Games: Jarvis Christian 117 32 Arlington Baptist 105 31

Prairie View

Average RPI Win:	297	WON-LOST	WINNING	LAST 10	STRENGTH OF	OPP. STRENGTH	TEAM	ADJ.	CONF.	ADJ CONF.
Average RPI Loss:	189	RECORD	PCT. RANK	GAMES	SCHEDULE	OF SCHEDULE	RPI	RPI	RPI	RPI

DIV. I ONLY	2- 8	294	2-8	262	281	310	310	29	29
DIV. I NON-CONF.	2- 8	293	0- 1	261	279	309	309	29	29
TOTALS	RPI 1-25	RPI 26-50	W-L RECORDS	RPI 51-100	RPI 101-150	RPI 150+			
2- 8	0- 0	0- 1	OVERALL	0- 0	0- 1	2- 6			
1- 2	0- 0	0- 0	HOME	0- 0	0- 0	1- 2			
1- 6	0- 0	0- 1	AWAY	0- 0	0- 1	1- 4			
0- 0	0- 0	0- 0	NEUTRAL	0- 0	0- 0	0- 0			
2- 8	0- 0	0- 1	NON-CONFERENCE	0- 0	0- 1	2- 6			
1- 2	0- 0	0- 0	HOME	0- 0	0- 0	1- 2			
1- 6	0- 0	0- 1	AWAY	0- 0	0- 1	1- 4			
0- 0	0- 0	0- 0	NEUTRAL	0- 0	0- 0	0- 0			
0- 0	0- 0	0- 0	CONFERENCE	0- 0	0- 0	0- 0			
0- 0	0- 0	0- 0	HOME	0- 0	0- 0	0- 0			
0- 0	0- 0	0- 0	AWAY	0- 0	0- 0	0- 0			
0- 0	0- 0	0- 0	NEUTRAL	0- 0	0- 0	0- 0			

RPI 1-25	RPI 26-50	RPI 51-100	RPI 101+	Team's RPI: 310
RPI S Opponent Score	RPI S Opponent Score	RPI S Opponent Score	RPI S Opponent Score	
	33 A Tennessee 49 97		149 A Georgia 59 83	
			174 A Vanderbilt 43 78	
			207 A UNCW 48 63	
			209 A Samford 54 75	
			218 A Davidson 56 83	
			225 H Ga. Southern 68 69	
			255 H Wofford 61 50	
			297 H South Carolina St. 48 57	
			338 A Col. of Charleston 71 65	
LAST 12 Division I GAMES:				
338 A Col. of Charleston 71 65	149 A Georgia 59 83			
218 A Davidson 56 83	255 H Wofford 61 50			
225 H Ga. Southern 68 69	207 A UNCW 48 63			
209 A Samford 54 75	33 A Tennessee 49 97			
174 A Vanderbilt 43 78				
297 H South Carolina St. 48 57				

Non-Div I Games:

Presbyterian

Average RPI	Win:	177	WON-LOST	WINNING	LAST 10	STRENGTH OF	OPP. STRENGTH	TEAM	ADJ.	CONF.	ADJ CONF.
Average RPI	Loss:	82	RECORD	PCT. RANK	GAMES	SCHEDULE	OF SCHEDULE	RPI	RPI	RPI	RPI
DIV. I ONLY		7- 7		157	6-4	69	86	87	87	12	12
DIV. I NON-CONF.		7- 7		157	1- 0	70	86	86	86	12	12

TOTALS	RPI 1-25		RPI 26-50		W-L RECORDS	RPI 51-100		RPI 101-150		RPI 150+	
7- 7	0- 1		0- 2		OVERALL	2- 1		1- 2		4- 1	
3- 1	0- 0		0- 0		HOME	2- 0		0- 1		1- 0	
4- 3	0- 0		0- 1		AWAY	0- 0		1- 1		3- 1	
0- 3	0- 1		0- 1		NEUTRAL	0- 1		0- 0		0- 0	
7- 7	0- 1		0- 2		NON-CONFERENCE	2- 1		1- 2		4- 1	
3- 1	0- 0		0- 0		HOME	2- 0		0- 1		1- 0	
4- 3	0- 0		0- 1		AWAY	0- 0		1- 1		3- 1	
0- 3	0- 1		0- 1		NEUTRAL	0- 1		0- 0		0- 0	
0- 0	0- 0		0- 0		CONFERENCE	0- 0		0- 0		0- 0	
0- 0	0- 0		0- 0		HOME	0- 0		0- 0		0- 0	
0- 0	0- 0		0- 0		AWAY	0- 0		0- 0		0- 0	
0- 0	0- 0		0- 0		NEUTRAL	0- 0		0- 0		0- 0	

RPI 1-25				RPI 26-50				RPI 51-100				Team's RPI : 87				RPI 101+			
RPI	S	Opponent	Score	RPI	S	Opponent	Score	RPI	S	Opponent	Score	RPI	S	Opponent	Score	RPI	S	Opponent	Score
6	N	Syracuse	61 92	28	A	Villanova	46 67	57	H	Quinnipiac	54 42	106	A	Penn St.	71 79				
				42	N	DePaul	67 82	69	N	Kansas St.	61 80	108	H	Seton Hall	66 70				
								75	H	Marist	60 57	117	A	Hartford	75 38				
												217	A	George Washington	49 64				
												218	H	Davidson	65 57				
												227	A	Monmouth	79 47				
												248	A	Rider	89 65				
												299	A	St. Francis Brooklyn	83 64				
LAST 12 Division I GAMES:																			
				227	A	Monmouth	79 47					117	A	Hartford	75 38				
				57	H	Quinnipiac	54 42					299	A	St. Francis Brooklyn	83 64				
				218	H	Davidson	65 57					75	H	Marist	60 57				
				28	A	Villanova	46 67					42	N	DePaul	67 82				
				69	N	Kansas St.	61 80					106	A	Penn St.	71 79				
				6	N	Syracuse	61 92					108	H	Seton Hall	66 70				

Non-Div I Games:

Princeton

Average RPI	Win: 217	WON-LOST	WINNING	LAST 10	STRENGTH OF	OPP. STRENGTH	TEAM	ADJ.	CONF.	ADJ CONF.
Average RPI	Loss: 84	RECORD	PCT. RANK	GAMES	SCHEDULE	OF SCHEDULE	RPI	RPI	RPI	RPI
DIV. I ONLY	8- 4	95	8-2	186	137	129	129	4	4	
DIV. I NON-CONF.	8- 4	95	1- 0	185	136	129	129	3	3	

TOTALS	RPI 1-25	RPI 26-50	W-L RECORDS	RPI 51-100	RPI 101-150	RPI 150+				
8- 4	0- 0	0- 1	OVERALL	1- 1	1- 2	6- 0				
5- 2	0- 0	0- 1	HOME	0- 1	1- 0	4- 0				
2- 2	0- 0	0- 0	AWAY	1- 0	0- 2	1- 0				
1- 0	0- 0	0- 0	NEUTRAL	0- 0	0- 0	1- 0				
8- 4	0- 0	0- 1	NON-CONFERENCE	1- 1	1- 2	6- 0				
5- 2	0- 0	0- 1	HOME	0- 1	1- 0	4- 0				
2- 2	0- 0	0- 0	AWAY	1- 0	0- 2	1- 0				
1- 0	0- 0	0- 0	NEUTRAL	0- 0	0- 0	1- 0				
0- 0	0- 0	0- 0	CONFERENCE	0- 0	0- 0	0- 0				
0- 0	0- 0	0- 0	HOME	0- 0	0- 0	0- 0				
0- 0	0- 0	0- 0	AWAY	0- 0	0- 0	0- 0				
0- 0	0- 0	0- 0	NEUTRAL	0- 0	0- 0	0- 0				

RPI 1-25				RPI 26-50				RPI 51-100				RPI 101+ Team's RPI: 129			
RPI	S	Opponent	Score	RPI	S	Opponent	Score	RPI	S	Opponent	Score	RPI	S	Opponent	Score
				31	H	Northeastern	59 65	57	H	Quinnipiac	44 48	106	A	Penn St.	72 74
								88	A	Boston College	61 57	116	H	Yale	59 42
												143	A	Rhode Island	65 72
												198	H	Pepperdine	66 47
												234	H	Sacred Heart	62 52
												252	H	La Salle	77 47
												272	A	UMass Lowell	71 47
												277	N	Bryant	72 64
												295	H	Northern Ky.	48 43

LAST 12 Division I GAMES:															
				198	H	Pepperdine	66 47	277	N	Bryant	72 64				
				31	H	Northeastern	59 65	252	H	La Salle	77 47				
				272	A	UMass Lowell	71 47	295	H	Northern Ky.	48 43				
				143	A	Rhode Island	65 72	234	H	Sacred Heart	62 52				
				116	H	Yale	59 42	57	H	Quinnipiac	44 48				
				88	A	Boston College	61 57	106	A	Penn St.	72 74				

Non-Div I Games:

Providence

Average RPI Win:	205	WON-LOST	WINNING	LAST 10	STRENGTH OF	OPP. STRENGTH	TEAM	ADJ.	CONF.	ADJ CONF.
Average RPI Loss:	52	RECORD	PCT. RANK	GAMES	SCHEDULE	OF SCHEDULE	RPI	RPI	RPI	RPI

DIV. I ONLY	10- 4	80	6-4	74	187	67	67	3	3
DIV. I NON-CONF.	9- 4	91	0- 0	59	220	71	71	4	4
TOTALS	RPI 1-25	RPI 26-50	W-L RECORDS	RPI 51-100	RPI 101-150	RPI 150+			
10- 4	1- 1	0- 0	OVERALL	0- 3	3- 0	6- 0			
8- 1	1- 0	0- 0	HOME	0- 1	3- 0	4- 0			
1- 1	0- 0	0- 0	AWAY	0- 1	0- 0	1- 0			
1- 2	0- 1	0- 0	NEUTRAL	0- 1	0- 0	1- 0			
9- 4	1- 1	0- 0	NON-CONFERENCE	0- 3	2- 0	6- 0			
7- 1	1- 0	0- 0	HOME	0- 1	2- 0	4- 0			
1- 1	0- 0	0- 0	AWAY	0- 1	0- 0	1- 0			
1- 2	0- 1	0- 0	NEUTRAL	0- 1	0- 0	1- 0			
1- 0	0- 0	0- 0	CONFERENCE	0- 0	1- 0	0- 0			
1- 0	0- 0	0- 0	HOME	0- 0	1- 0	0- 0			
0- 0	0- 0	0- 0	AWAY	0- 0	0- 0	0- 0			
0- 0	0- 0	0- 0	NEUTRAL	0- 0	0- 0	0- 0			

RPI S Opponent Score	RPI S Opponent Score	RPI S Opponent Score	RPI S Opponent Score
2 N UConn 40 86		63 H South Carolina 73 82	110 H Ohio St. 60 42
25 H Mi ami (FL) 74 63		70 N St. John's (NY) 62 68	113 H Harvard 66 65
		72 A Ohio 73 80	141 H Bradley 74 61
			244 H Loyol a Chi cago 65 41
			246 A Ball St. 80 38
			254 N Ole Miss 70 59
			262 H Western Ill. 81 60
			316 H Albany (NY) 53 41
			343 H Purdue Fort Wayne 78 44
LAST 12 Division I GAMES:			
63 H South Carolina 73 82	110 H Ohio St. 60 42	141 H Bradley 74 61	
244 H Loyol a Chi cago 65 41	316 H Albany (NY) 53 41	70 N St. John's (NY) 62 68	
72 A Ohio 73 80	343 H Purdue Fort Wayne 78 44	262 H Western Ill. 81 60	
25 H Mi ami (FL) 74 63			
2 N UConn 40 86			
254 N Ole Miss 70 59			

Non-Div I Games:

Purdue

Average RPI Win:	347	WON-LOST	WINNING	LAST 10	STRENGTH OF	OPP. STRENGTH	TEAM	ADJ.	CONF.	ADJ CONF.
Average RPI Loss:	240	RECORD	PCT. RANK	GAMES	SCHEDULE	OF SCHEDULE	RPI	RPI	RPI	RPI

DIV. I ONLY	1- 9	325	2-8	313	346	343	343	19	19
DIV. I NON-CONF.	1- 8	321	0- 0	298	344	342	342	16	16

TOTALS	RPI 1-25	RPI 26-50	W-L RECORDS	RPI 51-100	RPI 101-150	RPI 150+			
1- 9	0- 0	0- 0	OVERALL	0- 1	0- 0	1- 8			
0- 3	0- 0	0- 0	HOME	0- 0	0- 0	0- 3			
1- 6	0- 0	0- 0	AWAY	0- 1	0- 0	1- 5			
0- 0	0- 0	0- 0	NEUTRAL	0- 0	0- 0	0- 0			
1- 8	0- 0	0- 0	NON-CONFERENCE	0- 1	0- 0	1- 7			
0- 3	0- 0	0- 0	HOME	0- 0	0- 0	0- 3			
1- 5	0- 0	0- 0	AWAY	0- 1	0- 0	1- 4			
0- 0	0- 0	0- 0	NEUTRAL	0- 0	0- 0	0- 0			
0- 1	0- 0	0- 0	CONFERENCE	0- 0	0- 0	0- 1			
0- 0	0- 0	0- 0	HOME	0- 0	0- 0	0- 0			
0- 1	0- 0	0- 0	AWAY	0- 0	0- 0	0- 1			
0- 0	0- 0	0- 0	NEUTRAL	0- 0	0- 0	0- 0			

RPI 1-25				RPI 26-50				RPI 51-100				RPI 101+ Team's RPI: 343					
RPI	S	Opponent	Score	RPI	S	Opponent	Score	RPI	S	Opponent	Score	RPI	S	Opponent	Score		
								67	A	Purdue	44	78	192	A	Milwaukee	48	70
													208	A	Eastern Ill.	63	72
													228	H	Eastern Mich.	72	87
													244	A	Loyola Chicago	67	81
													264	H	SIUE	49	57
													307	H	Valparaiso	64	68
													322	A	Western Mich.	61	69
													327	A	North Dakota St.	54	70
													347	A	Evansville	72	66
LAST 12 Division I GAMES:																	
				192	A	Milwaukee	48	70	327	A	North Dakota St.	54	70				
				244	A	Loyola Chicago	67	81	307	H	Valparaiso	64	68				
				264	H	SIUE	49	57	228	H	Eastern Mich.	72	87				
				347	A	Evansville	72	66	322	A	Western Mich.	61	69				
				67	A	Purdue	44	78									
				208	A	Eastern Ill.	63	72									

Non-Div I Games: Taylor (IN) 84 74 Goshen 86 45 Ind.-Kokomo 87 50

Average RPI	Win: 183	WON-LOST RECORD	WINNING PCT. RANK	LAST 10 GAMES	STRENGTH OF SCHEDULE	OPP. STRENGTH OF SCHEDULE	TEAM RPI	ADJ. RPI	CONF. RPI	ADJ CONF. RPI
Average RPI	Loss: 61									
DIV. I ONLY		5- 5	157	5-5	29	141	57	57	28	28
DIV. I NON-CONF.		5- 5	157	1- 0	31	141	56	56	28	28

TOTALS	RPI 1-25		RPI 26-50	W-L RECORDS	RPI 51-100		RPI 101-150		RPI 150+	
5- 5	0- 0		0- 1	OVERALL	0- 4		2- 0		3- 0	
1- 1	0- 0		0- 0	HOME	0- 1		0- 0		1- 0	
3- 2	0- 0		0- 1	AWAY	0- 1		2- 0		1- 0	
1- 2	0- 0		0- 0	NEUTRAL	0- 2		0- 0		1- 0	
5- 5	0- 0		0- 1	NON-CONFERENCE	0- 4		2- 0		3- 0	
1- 1	0- 0		0- 0	HOME	0- 1		0- 0		1- 0	
3- 2	0- 0		0- 1	AWAY	0- 1		2- 0		1- 0	
1- 2	0- 0		0- 0	NEUTRAL	0- 2		0- 0		1- 0	
0- 0	0- 0		0- 0	CONFERENCE	0- 0		0- 0		0- 0	
0- 0	0- 0		0- 0	HOME	0- 0		0- 0		0- 0	
0- 0	0- 0		0- 0	AWAY	0- 0		0- 0		0- 0	
0- 0	0- 0		0- 0	NEUTRAL	0- 0		0- 0		0- 0	

RPI 1-25				RPI 26-50				RPI 51-100				Team's RPI: 57				RPI 101+			
RPI	S	Opponent	Score	RPI	S	Opponent	Score	RPI	S	Opponent	Score	RPI	S	Opponent	Score	RPI	S	Opponent	Score
				47	A	Bucknel I	58 75					55	N	Missouri	51 65	113	A	Harvard	72 67
												56	N	Texas	55 56	129	A	Providence	48 44
												58	H	Central Mich.	52 67	159	A	Drexel	56 52
												87	A	Princeton	42 54	246	N	Ball St.	69 66
																270	H	Richmond	65 48
LAST 12 Division I GAMES:																			
				113	A	Harvard	72 67	246	N	Ball St.	69 66								
				56	N	Texas	55 56	55	N	Missouri	51 65								
				129	A	Providence	48 44	270	H	Richmond	65 48								
				47	A	Bucknel I	58 75	87	A	Princeton	42 54								
				159	A	Drexel	56 52	58	H	Central Mich.	52 67								

Non-Di v I Games:

Qui nni pi ac

Average RPI	Win:	212	WON-LOST	WINNING	LAST 10	STRENGTH OF	OPP. STRENGTH	TEAM	ADJ.	CONF.	ADJ CONF.
Average RPI	Loss:	79	RECORD	PCT. RANK	GAMES	SCHEDULE	OF SCHEDULE	RPI	RPI	RPI	RPI
DIV. I ONLY		5- 4		140	5-4	90	129	99	99	29	29
DIV. I NON-CONF.		5- 4		139	1- 0	91	127	98	98	29	29

TOTALS	RPI 1-25		RPI 26-50		W-L RECORDS	RPI 51-100		RPI 101-150		RPI 150+	
5- 4	0- 1		0- 1		OVERALL	0- 1		1- 0		4- 1	
2- 1	0- 0		0- 0		HOME	0- 0		0- 0		2- 1	
2- 2	0- 1		0- 1		AWAY	0- 0		1- 0		1- 0	
1- 1	0- 0		0- 0		NEUTRAL	0- 1		0- 0		1- 0	
5- 4	0- 1		0- 1		NON-CONFERENCE	0- 1		1- 0		4- 1	
2- 1	0- 0		0- 0		HOME	0- 0		0- 0		2- 1	
2- 2	0- 1		0- 1		AWAY	0- 0		1- 0		1- 0	
1- 1	0- 0		0- 0		NEUTRAL	0- 1		0- 0		1- 0	
0- 0	0- 0		0- 0		CONFERENCE	0- 0		0- 0		0- 0	
0- 0	0- 0		0- 0		HOME	0- 0		0- 0		0- 0	
0- 0	0- 0		0- 0		AWAY	0- 0		0- 0		0- 0	
0- 0	0- 0		0- 0		NEUTRAL	0- 0		0- 0		0- 0	

RPI 1-25				RPI 26-50				RPI 51-100 Team's RPI: 99				RPI 101+			
RPI	S	Opponent	Score	RPI	S	Opponent	Score	RPI	S	Opponent	Score	RPI	S	Opponent	Score
5	A	NC State	58 75	27	A	Virginia Tech	44 55	85	N	Nebraska	39 77	124	A	VCU	54 49
												153	A	Virginia	57 44
												199	H	Morehead St.	72 79
												212	N	Temple	56 50
												276	H	ETSU	79 64
												297	H	South Carolina St.	61 31

LAST 12 Division I GAMES:															
124	A	VCU	54 49	199	H	Morehead St.	72 79	153	A	Virginia	57 44	27	A	Virginia Tech	44 55
276	H	ETSU	79 64	85	N	Nebraska	39 77	212	N	Temple	56 50	5	A	NC State	58 75
297	H	South Carolina St.	61 31												

Non-Div I Games:

Radford

Average RPI	Win:	239	WON-LOST	WINNING	LAST 10	STRENGTH OF	OPP. STRENGTH	TEAM	ADJ.	CONF.	ADJ CONF.
Average RPI	Loss:	93	RECORD	PCT. RANK	GAMES	SCHEDULE	OF SCHEDULE	RPI	RPI	RPI	RPI
DIV. I ONLY		5- 7		205	4-6	51	218	143	143	17	17
DIV. I NON-CONF.		5- 7		207	1- 0	51	216	143	143	18	18
<hr/>											
TOTALS	RPI 1-25		RPI 26-50		W-L RECORDS	RPI 51-100		RPI 101-150		RPI 150+	
5- 7	0- 2		0- 0		OVERALL	0- 2		1- 2		4- 1	
3- 3	0- 0		0- 0		HOME	0- 1		1- 2		2- 0	
2- 4	0- 2		0- 0		AWAY	0- 1		0- 0		2- 1	
0- 0	0- 0		0- 0		NEUTRAL	0- 0		0- 0		0- 0	
5- 7	0- 2		0- 0		NON-CONFERENCE	0- 2		1- 2		4- 1	
3- 3	0- 0		0- 0		HOME	0- 1		1- 2		2- 0	
2- 4	0- 2		0- 0		AWAY	0- 1		0- 0		2- 1	
0- 0	0- 0		0- 0		NEUTRAL	0- 0		0- 0		0- 0	
0- 0	0- 0		0- 0		CONFERENCE	0- 0		0- 0		0- 0	
0- 0	0- 0		0- 0		HOME	0- 0		0- 0		0- 0	
0- 0	0- 0		0- 0		AWAY	0- 0		0- 0		0- 0	
0- 0	0- 0		0- 0		NEUTRAL	0- 0		0- 0		0- 0	

RPI 1-25				RPI 26-50				RPI 51-100				RPI 101+				Team's RPI: 143
RPI	S	Opponent	Score	RPI	S	Opponent	Score	RPI	S	Opponent	Score	RPI	S	Opponent	Score	
18	A	Kentucky	52 75					88	H	Boston College	64 88	113	H	Harvard	47 80	
22	A	Minnesota	71 91					92	A	Clemson	67 80	117	H	Hartford	51 65	
												129	H	Providence	72 65	
												185	H	North Dakota	77 63	
												204	A	Holy Cross	65 73	
												263	H	Brown	72 67	
												302	A	Robert Morris	46 41	
												314	A	Vermont	61 58	
<hr/>																
LAST 12 Division I GAMES:																
263	H	Brown	72 67	92	A	Clemson	67 80	18	A	Kentucky	52 75					
113	H	Harvard	47 80					129	H	Providence	72 65					
22	A	Minnesota	71 91					185	H	North Dakota	77 63					
117	H	Hartford	51 65					204	A	Holy Cross	65 73					
302	A	Robert Morris	46 41					314	A	Vermont	61 58					
88	H	Boston College	64 88													

Non-Div I Games:

Rhode Island

Average RPI	Win:	203	WON-LOST	WINNING	LAST 10	STRENGTH OF	OPP. STRENGTH	TEAM	ADJ.	CONF.	ADJ CONF.
Average RPI	Loss:	46	RECORD	PCT. RANK	GAMES	SCHEDULE	OF SCHEDULE	RPI	RPI	RPI	RPI
DIV. I ONLY		8- 3		67	8-2	249	27	94	94	15	15
DIV. I NON-CONF.		8- 3		69	1- 0	248	29	93	93	17	17

TOTALS	RPI 1-25		RPI 26-50		W-L RECORDS	RPI 51-100		RPI 101-150		RPI 150+	
8- 3	0- 0		0- 2		OVERALL	0- 1		1- 0		7- 0	
5- 0	0- 0		0- 0		HOME	0- 0		0- 0		5- 0	
2- 2	0- 0		0- 1		AWAY	0- 1		1- 0		1- 0	
1- 1	0- 0		0- 1		NEUTRAL	0- 0		0- 0		1- 0	
8- 3	0- 0		0- 2		NON-CONFERENCE	0- 1		1- 0		7- 0	
5- 0	0- 0		0- 0		HOME	0- 0		0- 0		5- 0	
2- 2	0- 0		0- 1		AWAY	0- 1		1- 0		1- 0	
1- 1	0- 0		0- 1		NEUTRAL	0- 0		0- 0		1- 0	
0- 0	0- 0		0- 0		CONFERENCE	0- 0		0- 0		0- 0	
0- 0	0- 0		0- 0		HOME	0- 0		0- 0		0- 0	
0- 0	0- 0		0- 0		AWAY	0- 0		0- 0		0- 0	
0- 0	0- 0		0- 0		NEUTRAL	0- 0		0- 0		0- 0	

RPI	S	Opponent	Score	RPI	S	Opponent	Score	RPI	S	Opponent	Score	RPI	S	Opponent	Score
38	A	Texas A&M	54 65	41	N	North Carolina	50 71	60	A	UCLA	50 59	148	A	Little Rock	79 65
												171	N	Coastal Caro.	56 52
												176	A	Prairie View	68 58
												177	H	Georgia St.	66 49
												190	H	New Orleans	67 56
												206	H	Texas Southern	76 71
												231	H	SMU	66 52
												321	H	McNeese	93 65

LAST 12 Division I GAMES:															
171	N	Coastal Caro.	56 52	190	H	New Orleans	67 56	321	H	McNeese	93 65	177	H	Georgia St.	66 49
41	N	North Carolina	50 71	206	H	Texas Southern	76 71	148	A	Little Rock	79 65	60	A	UCLA	50 59
231	H	SMU	66 52												
176	A	Prairie View	68 58												
38	A	Texas A&M	54 65												

Non-Div I Games:

Rice

R
i
c
h
m
o
n
d

Ri chmond				Through Games Of Dec. 28, 2018							
Average RPI	Wi n:	227	WON-LOST	WINNING	LAST 10	STRENGTH OF	OPP. STRENGTH	TEAM	ADJ.	CONF.	ADJ CONF.
Average RPI	Loss:	124	RECORD	PCT. RANK	GAMES	SCHEDULE	OF SCHEDULE	RPI	RPI	RPI	RPI
DIV. I ONLY		2- 9		301	2-8	96	177	270	270	17	17
DIV. I NON-CONF.		2- 9		299	0- 1	96	176	270	270	18	18

TOTALS		RPI 1-25	RPI 26-50		W-L RECORDS	RPI 51-100		RPI 101-150	RPI 150+		
2- 9	0- 1		0- 1		OVERALL	0- 3		0- 1	2- 3		
2- 3	0- 0		0- 0		HOME	0- 1		0- 1	2- 1		
0- 5	0- 1		0- 0		AWAY	0- 2		0- 0	0- 2		
0- 1	0- 0		0- 1		NEUTRAL	0- 0		0- 0	0- 0		
2- 9	0- 1		0- 1		NON-CONFERENCE	0- 3		0- 1	2- 3		
2- 3	0- 0		0- 0		HOME	0- 1		0- 1	2- 1		
0- 5	0- 1		0- 0		AWAY	0- 2		0- 0	0- 2		
0- 1	0- 0		0- 1		NEUTRAL	0- 0		0- 0	0- 0		
0- 0	0- 0		0- 0		CONFERENCE	0- 0		0- 0	0- 0		
0- 0	0- 0		0- 0		HOME	0- 0		0- 0	0- 0		
0- 0	0- 0		0- 0		AWAY	0- 0		0- 0	0- 0		
0- 0	0- 0		0- 0		NEUTRAL	0- 0		0- 0	0- 0		

RPI 1-25				RPI 26-50				RPI 51-100				RPI 101+ Team's RPI: 270			
RPI	S	Opponent	Score	RPI	S	Opponent	Score	RPI	S	Opponent	Score	RPI	S	Opponent	Score
19	A	UCF	48 70	27	N	Vi rgini a Tech	57 85	57	A	Qui nni pi ac	48 65	139	H	Georgetown	53 73
								61	A	Wake Forest	48 62	164	A	William & Mary	55 65
								72	H	Ohio	58 109	203	H	Howard	67 60
												251	H	UMES	57 55
												278	H	Fairfield	40 58
												298	A	Fla. Atlantic	55 69

LAST 12 Division I GAMES:															
72	H	Ohio	58 109	19	A	UCF	48 70	298	A	Fla. Atlantic	55 69	251	H	UMES	57 55
57	A	Qui nni pi ac	48 65					61	A	Wake Forest	48 62	278	H	Fairfield	40 58
203	H	Howard	67 60					139	H	Georgetown	53 73				
164	A	William & Mary	55 65												
27	N	Vi rgini a Tech	57 85												

Non-Div I Games:

Ri chmond

R
i
c
h
m
o
n
d

Average RPI Win:	269	WON-LOST	WINNING	LAST 10	STRENGTH OF	OPP. STRENGTH	TEAM	ADJ.	CONF.	ADJ CONF.
Average RPI Loss:	157	RECORD	PCT. RANK	GAMES	SCHEDULE	OF SCHEDULE	RPI	RPI	RPI	RPI
DIV. I ONLY	4- 7	229	4-6	212	245	248	248	28	28	
DIV. I NON-CONF.	4- 7	229	0- 1	211	244	248	248	28	28	

TOTALS	RPI 1-25	RPI 26-50	W-L RECORDS	RPI 51-100	RPI 101-150	RPI 150+				
4- 7	0- 0	0- 1	OVERALL	0- 2	0- 1	4- 3				
2- 3	0- 0	0- 0	HOME	0- 1	0- 1	2- 1				
2- 3	0- 0	0- 1	AWAY	0- 0	0- 0	2- 2				
0- 1	0- 0	0- 0	NEUTRAL	0- 1	0- 0	0- 0				
4- 7	0- 0	0- 1	NON-CONFERENCE	0- 2	0- 1	4- 3				
2- 3	0- 0	0- 0	HOME	0- 1	0- 1	2- 1				
2- 3	0- 0	0- 1	AWAY	0- 0	0- 0	2- 2				
0- 1	0- 0	0- 0	NEUTRAL	0- 1	0- 0	0- 0				
0- 0	0- 0	0- 0	CONFERENCE	0- 0	0- 0	0- 0				
0- 0	0- 0	0- 0	HOME	0- 0	0- 0	0- 0				
0- 0	0- 0	0- 0	AWAY	0- 0	0- 0	0- 0				
0- 0	0- 0	0- 0	NEUTRAL	0- 0	0- 0	0- 0				

RPI	S	Opponent	Score	RPI	S	Opponent	Score	RPI	S	Opponent	Score	RPI	S	Opponent	Score	Team's RPI: 248
47	A	Bucknell I	59 80	87	H	Princeton	65 89	139	H	Georgetown	49 79	204	A	Holy Cross	61 71	
				88	N	Boston College	61 112	211	H	Mt. St. Mary's	85 67	220	H	Navy	60 66	
								253	A	Binghamton	62 57	282	A	Saint Joseph's	56 54	
								314	A	Vermont	49 54	330	H	NJIT	67 46	

LAST 12 Division I GAMES:																
88	N	Boston College	61 112	282	A	Saint Joseph's	56 54	139	H	Georgetown	49 79	211	H	Mt. St. Mary's	85 67	
47	A	Bucknell I	59 80	204	A	Holy Cross	61 71	220	H	Navy	60 66	314	A	Vermont	49 54	
253	A	Binghamton	62 57	87	H	Princeton	65 89	282	A	Saint Joseph's	56 54	330	H	NJIT	67 46	

Non-Div I Games:

Ri der

Average RPI Win:	297	WON-LOST	WINNING	LAST 10	STRENGTH OF	OPP. STRENGTH	TEAM	ADJ.	CONF.	ADJ CONF.
Average RPI Loss:	130	RECORD	PCT. RANK	GAMES	SCHEDULE	OF SCHEDULE	RPI	RPI	RPI	RPI
DIV. I ONLY	2- 7	286	3-7	224	142	302	302	31	31	
DIV. I NON-CONF.	2- 7	285	0- 1	222	142	301	301	31	31	

TOTALS	RPI 1-25	RPI 26-50	W-L RECORDS	RPI 51-100	RPI 101-150	RPI 150+				
2- 7	0- 1	0- 0	OVERALL	0- 0	0- 4	2- 2				
2- 2	0- 0	0- 0	HOME	0- 0	0- 2	2- 0				
0- 4	0- 1	0- 0	AWAY	0- 0	0- 2	0- 1				
0- 1	0- 0	0- 0	NEUTRAL	0- 0	0- 0	0- 1				
2- 7	0- 1	0- 0	NON-CONFERENCE	0- 0	0- 4	2- 2				
2- 2	0- 0	0- 0	HOME	0- 0	0- 2	2- 0				
0- 4	0- 1	0- 0	AWAY	0- 0	0- 2	0- 1				
0- 1	0- 0	0- 0	NEUTRAL	0- 0	0- 0	0- 1				
0- 0	0- 0	0- 0	CONFERENCE	0- 0	0- 0	0- 0				
0- 0	0- 0	0- 0	HOME	0- 0	0- 0	0- 0				
0- 0	0- 0	0- 0	AWAY	0- 0	0- 0	0- 0				
0- 0	0- 0	0- 0	NEUTRAL	0- 0	0- 0	0- 0				

RPI 1-25				RPI 26-50				RPI 51-100				RPI 101+ Team's RPI: 302			
RPI	S	Opponent	Score	RPI	S	Opponent	Score	RPI	S	Opponent	Score	RPI	S	Opponent	Score
12	A	Iowa	63 92									114	A	Youngstown St.	59 69
												118	A	Loyola Marymount	53 61
												142	H	Kent St.	46 54
												143	H	Rhode Island	41 46
												152	A	Bowling Green	60 61
												231	N	SMU	55 60
												252	H	La Salle	67 39
												341	H	Delaware St.	64 63
LAST 12 Division I GAMES:															
341	H	Delaware St.	64 63	118	A	Loyola Marymount	53 61								
142	H	Kent St.	46 54	252	H	La Salle	67 39								
12	A	Iowa	63 92	114	A	Youngstown St.	59 69								
231	N	SMU	55 60												
152	A	Bowling Green	60 61												
143	H	Rhode Island	41 46												

Non-Div I Games: Pitt.-Johnstown 73 53

Robert Morris

Average RPI Win: 188

Average RPI Loss: 18

WON-LOST
RECORDWINNING
PCT. RANKLAST 10
GAMESSTRENGTH OF
SCHEDULEOPP. STRENGTH
OF SCHEDULETEAM
RPIADJ.
RPICONF.
RPIADJ CONF.
RPIDIV. I ONLY
DIV. I NON-CONF.8- 3
7- 367
837-3
1- 179
87123
13051
5851
583
43
4

TOTALS

RPI 1-25

RPI 26-50

W-L RECORDS

RPI 51-100

RPI 101-150

RPI 150+

8- 3
6- 0
1- 1
1- 20- 2
0- 0
0- 0
0- 20- 1
0- 0
0- 1
0- 0OVERALL
HOME
AWAY
NEUTRAL2- 0
2- 0
0- 0
0- 02- 0
1- 0
1- 0
0- 04- 0
3- 0
0- 0
1- 07- 3
5- 0
1- 1
1- 20- 2
0- 0
0- 0
0- 20- 1
0- 0
0- 1
0- 0NON-CONFERENCE
HOME
AWAY
NEUTRAL1- 0
1- 0
0- 0
0- 02- 0
1- 0
1- 0
0- 04- 0
3- 0
0- 0
1- 01- 0
1- 0
0- 0
0- 00- 0
0- 0
0- 0
0- 00- 0
0- 0
0- 0
0- 0CONFERENCE
HOME
AWAY
NEUTRAL1- 0
1- 0
0- 0
0- 00- 0
0- 0
0- 0
0- 00- 0
0- 0
0- 0
0- 0

RPI 1-25

RPI 26-50

RPI 51-100 Team's RPI: 51

RPI 101+

RPI	S	Opponent	Score
11	N	Drake	59 69
16	N	Gonzaga	40 57

RPI	S	Opponent	Score
27	A	Virginia Tech	51 67

RPI	S	Opponent	Score
84	H	LSU	57 43
100	H	Northwestern	45 41

RPI	S	Opponent	Score
107	H	Stony Brook	61 47
113	A	Harvard	60 49
236	H	Saint Francis (PA)	96 52
273	H	Central Conn. St.	73 44
276	N	ETSU	68 44
316	H	Albany (NY)	65 39

LAST 12 Division I GAMES:

113	A	Harvard	60	49
27	A	Virginia Tech	51	67
11	N	Drake	59	69
316	H	Albany (NY)	65	39
273	H	Central Conn. St.	73	44
107	H	Stony Brook	61	47

276	N	ETSU	68	44
16	N	Gonzaga	40	57
100	H	Northwestern	45	41
84	H	LSU	57	43
236	H	Saint Francis (PA)	96	52

Non-Div I Games:

Rutgers

Average RPI Win: 198

Average RPI Loss: 81

WON-LOST
RECORDWINNING
PCT. RANKLAST 10
GAMESSTRENGTH OF
SCHEDULEOPP. STRENGTH
OF SCHEDULETEAM
RPIADJ.
RPICONF.
RPIADJ CONF.
RPIDIV. I ONLY
DIV. I NON-CONF.6- 3
6- 395
958-2
0- 1116
115180
17968
6768
6723
2323
23

TOTALS

RPI 1-25

RPI 26-50

W-L RECORDS

RPI 51-100

RPI 101-150

RPI 150+

6- 3

0- 1

0- 1

OVERALL

0- 0

2- 0

4- 1

4- 0

0- 0

0- 0

HOME

0- 0

1- 0

3- 0

0- 3

0- 1

0- 1

AWAY

0- 0

0- 0

0- 1

2- 0

0- 0

0- 0

NEUTRAL

0- 0

1- 0

1- 0

6- 3

0- 1

0- 1

NON-CONFERENCE

0- 0

2- 0

4- 1

4- 0

0- 0

0- 0

HOME

0- 0

1- 0

3- 0

0- 3

0- 1

0- 1

AWAY

0- 0

0- 0

0- 1

2- 0

0- 0

0- 0

NEUTRAL

0- 0

1- 0

1- 0

0- 0

0- 0

0- 0

CONFERENCE

0- 0

0- 0

0- 0

0- 0

0- 0

0- 0

HOME

0- 0

0- 0

0- 0

0- 0

0- 0

0- 0

AWAY

0- 0

0- 0

0- 0

0- 0

0- 0

0- 0

NEUTRAL

0- 0

0- 0

0- 0

RPI 1-25

RPI 26-50

RPI 51-100 Team's RPI: 68

RPI 101+

RPI	S	Opponent	Score
25	A	Miami (FL)	60 81

RPI	S	Opponent	Score
26	A	New Mexico	33 74

RPI	S	Opponent	Score
116	N	Yale	67 57
132	H	Montana St.	60 53
166	H	Tulsa	76 34
193	A	Texas Tech	69 77
206	H	Texas Southern	74 55
233	N	Hampton	70 68
336	H	Morgan St.	69 42

RPI	S	Opponent	Score
116	N	Yale	67 57
132	H	Montana St.	60 53
166	H	Tulsa	76 34
193	A	Texas Tech	69 77
206	H	Texas Southern	74 55
233	N	Hampton	70 68
336	H	Morgan St.	69 42

LAST 12 Division I GAMES:

193	A	Texas Tech	69 77	26	A	New Mexico	33 74
166	H	Tulsa	76 34	116	N	Yale	67 57
336	H	Morgan St.	69 42	233	N	Hampton	70 68
25	A	Miami (FL)	60 81	206	H	Texas Southern	74 55
				132	H	Montana St.	60 53

Non-Div I Games: Wiley

97 38

Our Lady of the Lake 93 77

SFA

S
I
U
E

SIUE				Through Games Of Dec. 28, 2018															
Average RPI Win: 314		WON-LOST RECORD		WINNING PCT. RANK		LAST 10 GAMES		STRENGTH OF SCHEDULE		OPP. STRENGTH OF SCHEDULE		TEAM RPI		ADJ. RPI		CONF. RPI		ADJ CONF. RPI	
DIV. I ONLY		4- 6		211		4-6		325		255		264		264		21		21	
DIV. I NON-CONF.		4- 6		212		0- 1		325		254		263		263		21		21	
TOTALS		RPI 1-25		RPI 26-50		W-L RECORDS		RPI 51-100		RPI 101-150		RPI 150+							
4- 6		0- 0		0- 0		OVERALL		0- 1		0- 1		4- 4							
1- 0		0- 0		0- 0		HOME		0- 0		0- 0		1- 0							
3- 5		0- 0		0- 0		AWAY		0- 1		0- 1		3- 3							
0- 1		0- 0		0- 0		NEUTRAL		0- 0		0- 0		0- 1							
4- 6		0- 0		0- 0		NON-CONFERENCE		0- 1		0- 1		4- 4							
1- 0		0- 0		0- 0		HOME		0- 0		0- 0		1- 0							
3- 5		0- 0		0- 0		AWAY		0- 1		0- 1		3- 3							
0- 1		0- 0		0- 0		NEUTRAL		0- 0		0- 0		0- 1							
0- 0		0- 0		0- 0		CONFERENCE		0- 0		0- 0		0- 0							
0- 0		0- 0		0- 0		HOME		0- 0		0- 0		0- 0							
0- 0		0- 0		0- 0		AWAY		0- 0		0- 0		0- 0							
0- 0		0- 0		0- 0		NEUTRAL		0- 0		0- 0		0- 0							
RPI 1-25				RPI 26-50				RPI 51-100				RPI 101+				Team's RPI: 264			
RPI	S	Opponent	Score	RPI	S	Opponent	Score	RPI	S	Opponent	Score	RPI	S	Opponent	Score				
								55	A	Missouri	36	59	147	A	UMKC	75	80		
												162	N	Missouri St.	65	68			
												169	A	Illinois	57	74			
												224	A	Saint Louis	56	63			
												238	H	Illinois St.	68	61			
												244	A	Loyola Chicago	43	56			
												326	A	Chicago St.	82	66			
												343	A	Purdue Fort Wayne	57	49			
												347	A	Evansville	54	45			
LAST 12 Division I GAMES:																			
162	N	Missouri St.	65	68	169	A	Illinois	57	74	326	A	Chicago St.	82	66	244	A	Loyola Chicago	43	56
147	A	UMKC	75	80	224	A	Saint Louis	56	63	343	A	Purdue Fort Wayne	57	49	55	A	Missouri	36	59
347	A	Evansville	54	45															
238	H	Illinois St.	68	61															

S
I
U
E

Non-Div I Games:

SIUE

SMUSMU

SMU

Average RPI	Win:	237	WON-LOST	WINNING	LAST 10	STRENGTH OF	OPP. STRENGTH	TEAM	ADJ.	CONF.	ADJ CONF.
Average RPI	Loss:	147	RECORD	PCT. RANK	GAMES	SCHEDULE	OF SCHEDULE	RPI	RPI	RPI	RPI
DIV. I ONLY		3- 4		202	4-4	144	289	216	216	11	11
DIV. I NON-CONF.		3- 4		204	1- 0	145	289	216	216	11	11
<hr/>											
TOTALS	RPI 1-25		RPI 26-50		W-L RECORDS	RPI 51-100		RPI 101-150		RPI 150+	
3- 4	0- 0		0- 1		OVERALL	0- 1		0- 0		3- 2	
1- 2	0- 0		0- 0		HOME	0- 1		0- 0		1- 1	
0- 1	0- 0		0- 1		AWAY	0- 0		0- 0		0- 0	
2- 1	0- 0		0- 0		NEUTRAL	0- 0		0- 0		2- 1	
3- 4	0- 0		0- 1		NON-CONFERENCE	0- 1		0- 0		3- 2	
1- 2	0- 0		0- 0		HOME	0- 1		0- 0		1- 1	
0- 1	0- 0		0- 1		AWAY	0- 0		0- 0		0- 0	
2- 1	0- 0		0- 0		NEUTRAL	0- 0		0- 0		2- 1	
0- 0	0- 0		0- 0		CONFERENCE	0- 0		0- 0		0- 0	
0- 0	0- 0		0- 0		HOME	0- 0		0- 0		0- 0	
0- 0	0- 0		0- 0		AWAY	0- 0		0- 0		0- 0	
0- 0	0- 0		0- 0		NEUTRAL	0- 0		0- 0		0- 0	

RPI 1-25				RPI 26-50				RPI 51-100				RPI 101+ Team's RPI: 216			
RPI	S	Opponent	Score	RPI	S	Opponent	Score	RPI	S	Opponent	Score	RPI	S	Opponent	Score
				26	A	New Mexico	53 85	97	H	UC Davis	60 109	169	N	Illinois	109 107
												198	N	Pepperdine	97 113
												233	N	Hampton	65 61
												268	H	San Francisco	75 86
												308	H	Cal Poly	88 85
<hr/>															
LAST 12 Division I GAMES:															
				233	N	Hampton	65 61	169	N	Illinois	109 107				
				26	A	New Mexico	53 85	198	N	Pepperdine	97 113				
				97	H	UC Davis	60 109	308	H	Cal Poly	88 85				
				268	H	San Francisco	75 86								

Non-Div I Games: Antelope Valley 86 80

Sacramento St.

Average RPI Win:	290	WON-LOST	WINNING	LAST 10	STRENGTH OF	OPP. STRENGTH	TEAM	ADJ.	CONF.	ADJ CONF.
Average RPI Loss:	193	RECORD	PCT. RANK	GAMES	SCHEDULE	OF SCHEDULE	RPI	RPI	RPI	RPI
DIV. I ONLY	4- 6	211	4-6	233	300	234	234	31	31	
DIV. I NON-CONF.	4- 6	212	0- 1	231	300	235	235	31	31	

TOTALS	RPI 1-25	RPI 26-50	W-L RECORDS	RPI 51-100	RPI 101-150	RPI 150+				
4- 6	0- 0	0- 0	OVERALL	0- 0	0- 2	4- 4				
1- 3	0- 0	0- 0	HOME	0- 0	0- 1	1- 2				
3- 3	0- 0	0- 0	AWAY	0- 0	0- 1	3- 2				
0- 0	0- 0	0- 0	NEUTRAL	0- 0	0- 0	0- 0				
4- 6	0- 0	0- 0	NON-CONFERENCE	0- 0	0- 2	4- 4				
1- 3	0- 0	0- 0	HOME	0- 0	0- 1	1- 2				
3- 3	0- 0	0- 0	AWAY	0- 0	0- 1	3- 2				
0- 0	0- 0	0- 0	NEUTRAL	0- 0	0- 0	0- 0				
0- 0	0- 0	0- 0	CONFERENCE	0- 0	0- 0	0- 0				
0- 0	0- 0	0- 0	HOME	0- 0	0- 0	0- 0				
0- 0	0- 0	0- 0	AWAY	0- 0	0- 0	0- 0				
0- 0	0- 0	0- 0	NEUTRAL	0- 0	0- 0	0- 0				

RPI 1-25				RPI 26-50				RPI 51-100				RPI 101+				Team's RPI: 234
RPI	S	Opponent	Score	RPI	S	Opponent	Score	RPI	S	Opponent	Score	RPI	S	Opponent	Score	
												107	H	Stony Brook	58	73
												129	A	Providence	52	62
												172	A	Lehigh	66	70
												222	A	Hofstra	70	64
												227	H	Monmouth	50	55
												240	A	Massachusetts	61	78
												282	H	Saint Joseph's	44	61
												294	H	Siena	72	50
												304	A	New Hampshire	71	60
												339	A	Manhattan	74	46
LAST 12 Division I GAMES:																
				107	H	Stony Brook	58	73				282	H	Saint Joseph's	44	61
				222	A	Hofstra	70	64				339	A	Manhattan	74	46
				227	H	Monmouth	50	55				172	A	Lehigh	66	70
				129	A	Providence	52	62				240	A	Massachusetts	61	78
				304	A	New Hampshire	71	60								
				294	H	Siena	72	50								

Non-Div I Games:

Sacred Heart

Average RPI Win:	274	WON-LOST	WINNING	LAST 10	STRENGTH OF	OPP. STRENGTH	TEAM	ADJ.	CONF.	ADJ CONF.
Average RPI Loss:	104	RECORD	PCT. RANK	GAMES	SCHEDULE	OF SCHEDULE	RPI	RPI	RPI	RPI
DIV. I ONLY	2- 9	301	3-7	97	162	236	236	31	31	
DIV. I NON-CONF.	2- 9	299	0- 1	97	161	237	237	31	31	

TOTALS	RPI 1-25	RPI 26-50	W-L RECORDS	RPI 51-100	RPI 101-150	RPI 150+				
2- 9	0- 1	0- 0	OVERALL	0- 3	0- 4	2- 1				
1- 2	0- 0	0- 0	HOME	0- 0	0- 2	1- 0				
1- 5	0- 1	0- 0	AWAY	0- 1	0- 2	1- 1				
0- 2	0- 0	0- 0	NEUTRAL	0- 2	0- 0	0- 0				
2- 9	0- 1	0- 0	NON-CONFERENCE	0- 3	0- 4	2- 1				
1- 2	0- 0	0- 0	HOME	0- 0	0- 2	1- 0				
1- 5	0- 1	0- 0	AWAY	0- 1	0- 2	1- 1				
0- 2	0- 0	0- 0	NEUTRAL	0- 2	0- 0	0- 0				
0- 0	0- 0	0- 0	CONFERENCE	0- 0	0- 0	0- 0				
0- 0	0- 0	0- 0	HOME	0- 0	0- 0	0- 0				
0- 0	0- 0	0- 0	AWAY	0- 0	0- 0	0- 0				
0- 0	0- 0	0- 0	NEUTRAL	0- 0	0- 0	0- 0				

RPI 1-25				RPI 26-50				RPI 51-100				RPI 101+				Team's RPI: 236
RPI	S	Opponent	Score	RPI	S	Opponent	Score	RPI	S	Opponent	Score	RPI	S	Opponent	Score	
10	A	Baylor	58 116					51	A	Rutgers	52 96	104	H	Duquesne	73 93	
								77	N	Montana	77 79	114	A	Youngstown St.	56 80	
								78	N	Boise St.	64 78	115	H	FGCU	69 83	
												123	A	Pittsburgh	75 78	
												199	H	Morehead St.	89 83	
												267	A	Liberty	53 82	
												348	A	Longwood	91 88	
LAST 12 Division I GAMES:																
115	H	FGCU	69 83	77	N	Montana	77 79	123	A	Pittsburgh	75 78	199	H	Morehead St.	89 83	
348	A	Longwood	91 88	78	N	Boise St.	64 78	114	A	Youngstown St.	56 80					
104	H	Duquesne	73 93													
267	A	Liberty	53 82													
10	A	Baylor	58 116													
51	A	Rutgers	52 96													

Non-Div I Games: Seton Hill 86 74

Saint Francis (PA)

Average RPI Win:	275	WON-LOST	WINNING	LAST 10	STRENGTH OF	OPP. STRENGTH	TEAM	ADJ.	CONF.	ADJ CONF.
Average RPI Loss:	140	RECORD	PCT. RANK	GAMES	SCHEDULE	OF SCHEDULE	RPI	RPI	RPI	RPI
DIV. I ONLY	4- 8	238	4-6	225	214	282	282	17	17	
DIV. I NON-CONF.	4- 8	239	1- 0	223	212	283	283	18	18	

TOTALS	RPI 1-25	RPI 26-50	W-L RECORDS	RPI 51-100	RPI 101-150	RPI 150+				
4- 8	0- 1	0- 1	OVERALL	0- 1	0- 0	4- 5				
3- 5	0- 1	0- 1	HOME	0- 0	0- 0	3- 3				
1- 3	0- 0	0- 0	AWAY	0- 1	0- 0	1- 2				
0- 0	0- 0	0- 0	NEUTRAL	0- 0	0- 0	0- 0				
4- 8	0- 1	0- 1	NON-CONFERENCE	0- 1	0- 0	4- 5				
3- 5	0- 1	0- 1	HOME	0- 0	0- 0	3- 3				
1- 3	0- 0	0- 0	AWAY	0- 1	0- 0	1- 2				
0- 0	0- 0	0- 0	NEUTRAL	0- 0	0- 0	0- 0				
0- 0	0- 0	0- 0	CONFERENCE	0- 0	0- 0	0- 0				
0- 0	0- 0	0- 0	HOME	0- 0	0- 0	0- 0				
0- 0	0- 0	0- 0	AWAY	0- 0	0- 0	0- 0				
0- 0	0- 0	0- 0	NEUTRAL	0- 0	0- 0	0- 0				

RPI 1-25				RPI 26-50				RPI 51-100				RPI 101+				Team's RPI: 282
RPI	S	Opponent	Score	RPI	S	Opponent	Score	RPI	S	Opponent	Score	RPI	S	Opponent	Score	
20	H	Auburn	70 81	28	H	Villanova	35 47	79	A	Penn	45 65	157	H	Towson	52 73	
												159	A	Drexel	34 51	
												212	H	Temple	52 58	
												214	A	Delaware	39 48	
												234	A	Sacred Heart	61 44	
												248	H	Rider	54 56	
												287	H	Columbia	68 61	
												288	H	Niagara	68 54	
												290	H	Loyola Maryland	49 46	
LAST 12 Division I GAMES:																
287	H	Columbia	68 61	290	H	Loyola Maryland	49 46	214	A	Delaware	39 48					
248	H	Rider	54 56					234	A	Sacred Heart	61 44					
288	H	Niagara	68 54					157	H	Towson	52 73					
79	A	Penn	45 65					20	H	Auburn	70 81					
159	A	Drexel	34 51					28	H	Villanova	35 47					
212	H	Temple	52 58													

Non-Div I Games:

Saint Joseph's

Average RPI Win:	202	WON-LOST	WINNING	LAST 10	STRENGTH OF	OPP. STRENGTH	TEAM	ADJ.	CONF.	ADJ CONF.
Average RPI Loss:	129	RECORD	PCT. RANK	GAMES	SCHEDULE	OF SCHEDULE	RPI	RPI	RPI	RPI
DIV. I ONLY	4- 8	238	3-7	163	107	224	224	17	17	
DIV. I NON-CONF.	4- 8	239	0- 1	163	108	225	225	18	18	

TOTALS	RPI 1-25	RPI 26-50	W-L RECORDS	RPI 51-100	RPI 101-150	RPI 150+				
4- 8	0- 1	0- 0	OVERALL	0- 1	1- 3	3- 3				
2- 4	0- 1	0- 0	HOME	0- 1	1- 1	1- 1				
2- 2	0- 0	0- 0	AWAY	0- 0	0- 0	2- 2				
0- 2	0- 0	0- 0	NEUTRAL	0- 0	0- 2	0- 0				
4- 8	0- 1	0- 0	NON-CONFERENCE	0- 1	1- 3	3- 3				
2- 4	0- 1	0- 0	HOME	0- 1	1- 1	1- 1				
2- 2	0- 0	0- 0	AWAY	0- 0	0- 0	2- 2				
0- 2	0- 0	0- 0	NEUTRAL	0- 0	0- 2	0- 0				
0- 0	0- 0	0- 0	CONFERENCE	0- 0	0- 0	0- 0				
0- 0	0- 0	0- 0	HOME	0- 0	0- 0	0- 0				
0- 0	0- 0	0- 0	AWAY	0- 0	0- 0	0- 0				
0- 0	0- 0	0- 0	NEUTRAL	0- 0	0- 0	0- 0				

RPI 1-25				RPI 26-50				RPI 51-100				RPI 101+				Team's RPI: 224
RPI	S	Opponent	Score	RPI	S	Opponent	Score	RPI	S	Opponent	Score	RPI	S	Opponent	Score	
2	H	UConn	42 98					55	H	Missouri	62 74	116	N	Yale	52 58	
												131	H	Southern Ill.	62 58	
												135	N	Chattanooga	61 71	
												138	H	Cincinnati	50 51	
												153	A	Virginia	67 65	
												166	A	Tulsa	75 86	
												179	H	Indiana St.	56 60	
												238	A	Illinois St.	67 72	
												261	A	Eastern Ky.	70 43	
												264	H	SIUE	63 56	

LAST 12 Division I GAMES:																
153	A	Virginia	67 65	116	N	Yale	52 58	238	A	Illinois St.	67 72	55	H	Missouri	62 74	
135	N	Chattanooga	61 71	55	H	UConn	42 98	264	H	SIUE	63 56	131	H	Southern Ill.	62 58	
166	A	Tulsa	75 86													
138	H	Cincinnati	50 51													
179	H	Indiana St.	56 60													
261	A	Eastern Ky.	70 43													

Non-Div I Games:

Saint Louis

Average RPI Win:	166	WON-LOST	WINNING	LAST 10	STRENGTH OF	OPP. STRENGTH	TEAM	ADJ.	CONF.	ADJ CONF.
Average RPI Loss:	40	RECORD	PCT. RANK	GAMES	SCHEDULE	OF SCHEDULE	RPI	RPI	RPI	RPI
DIV. I ONLY	7- 4	106	6-4	48	40	45	45	7	7	
DIV. I NON-CONF.	7- 4	104	1- 0	48	40	45	45	7	7	

TOTALS	RPI 1-25	RPI 26-50	W-L RECORDS	RPI 51-100	RPI 101-150	RPI 150+				
7- 4	1- 2	1- 0	OVERALL	0- 2	1- 0	4- 0				
2- 2	0- 2	1- 0	HOME	0- 0	0- 0	1- 0				
3- 2	0- 0	0- 0	AWAY	0- 2	1- 0	2- 0				
2- 0	1- 0	0- 0	NEUTRAL	0- 0	0- 0	1- 0				
7- 4	1- 2	1- 0	NON-CONFERENCE	0- 2	1- 0	4- 0				
2- 2	0- 2	1- 0	HOME	0- 0	0- 0	1- 0				
3- 2	0- 0	0- 0	AWAY	0- 2	1- 0	2- 0				
2- 0	1- 0	0- 0	NEUTRAL	0- 0	0- 0	1- 0				
0- 0	0- 0	0- 0	CONFERENCE	0- 0	0- 0	0- 0				
0- 0	0- 0	0- 0	HOME	0- 0	0- 0	0- 0				
0- 0	0- 0	0- 0	AWAY	0- 0	0- 0	0- 0				
0- 0	0- 0	0- 0	NEUTRAL	0- 0	0- 0	0- 0				

RPI 1-25				RPI 26-50				RPI 51-100				RPI 101+			
RPI	S	Opponent	Score	RPI	S	Opponent	Score	RPI	S	Opponent	Score	RPI	S	Opponent	Score
3	H	Oregon	55 79	44	H	Wyomi ng	90 84	54	A	Oregon St.	56 89	134	A	Washington St.	70 64
7	H	Cal i forni a	78 81					97	A	UC Davi s	74 76	181	N	Texas St.	89 62
24	N	Ol d Domi ni on	83 65									192	H	Mi l waukee	73 71
												279	A	UC Santa Barbara	80 55
												308	A	Cal Poly	69 51

LAST 12 Divi sion I GAMES:															
3	H	Oregon	55 79	24	N	Ol d Domi ni on	83 65	54	A	Oregon St.	56 89	181	N	Texas St.	89 62
192	H	Mi l waukee	73 71	97	A	UC Davi s	74 76	7	H	Cal i forni a	78 81	308	A	Cal Poly	69 51
54	A	Oregon St.	56 89	279	A	UC Santa Barbara	80 55								
134	A	Washington St.	70 64												
44	H	Wyomi ng	90 84												

Non-Div I Games:

Saint Mary's (CA)

Saint Peter's

Through Games Of Dec. 28, 2018

Average RPI Win:	339	WON-LOST	WINNING	LAST 10	STRENGTH OF	OPP. STRENGTH	TEAM	ADJ.	CONF.	ADJ CONF.
Average RPI Loss:	182	RECORD	PCT. RANK	GAMES	SCHEDULE	OF SCHEDULE	RPI	RPI	RPI	RPI
DIV. I ONLY	5- 6	178	4-6	308	345	284	284	28	28	
DIV. I NON-CONF.	5- 6	177	1- 0	309	345	285	285	28	28	

TOTALS	RPI 1-25	RPI 26-50	W-L RECORDS	RPI 51-100	RPI 101-150	RPI 150+				
5- 6	0- 0	0- 0	OVERALL	0- 1	0- 2	5- 3				
4- 1	0- 0	0- 0	HOME	0- 0	0- 0	4- 1				
1- 5	0- 0	0- 0	AWAY	0- 1	0- 2	1- 2				
0- 0	0- 0	0- 0	NEUTRAL	0- 0	0- 0	0- 0				
5- 6	0- 0	0- 0	NON-CONFERENCE	0- 1	0- 2	5- 3				
4- 1	0- 0	0- 0	HOME	0- 0	0- 0	4- 1				
1- 5	0- 0	0- 0	AWAY	0- 1	0- 2	1- 2				
0- 0	0- 0	0- 0	NEUTRAL	0- 0	0- 0	0- 0				
0- 0	0- 0	0- 0	CONFERENCE	0- 0	0- 0	0- 0				
0- 0	0- 0	0- 0	HOME	0- 0	0- 0	0- 0				
0- 0	0- 0	0- 0	AWAY	0- 0	0- 0	0- 0				
0- 0	0- 0	0- 0	NEUTRAL	0- 0	0- 0	0- 0				

RPI 1-25				RPI 26-50				RPI 51-100				RPI 101+				Team's RPI: 284
RPI	S	Opponent	Score	RPI	S	Opponent	Score	RPI	S	Opponent	Score	RPI	S	Opponent	Score	
								88	A	Boston College	57	89				
												108	A	Seton Hall	47	90
												116	A	Yale	56	72
												210	H	Cal St. Fullerton	45	69
												272	A	UMass Lowell	57	59
												299	A	St. Francis Brooklyn	70	74
												330	H	NJIT	70	57
												334	A	Lafayette	62	60
												337	H	Wagner	69	57
												346	H	Fairleigh Dickinson	75	58
												350	H	LIU Brooklyn	86	59
LAST 12 Division I GAMES:																
346	H	Fairleigh Dickinson	75	58	299	A	St. Francis Brooklyn	70	74	210	H	Cal St. Fullerton	45	69		
350	H	LIU Brooklyn	86	59	116	A	Yale	56	72	108	A	Seton Hall	47	90		
88	A	Boston College	57	89	337	H	Wagner	69	57	334	A	Lafayette	62	60		
272	A	UMass Lowell	57	59												
330	H	NJIT	70	57												

Non-Div I Games:

Saint Peter's

■ Loss,
 ■ Non-Conf,
 ■ S Site,
 ■ H Home
 ■ A Away
 N Neutral

Average RPI Win:	278	WON-LOST	WINNING	LAST 10	STRENGTH OF	OPP. STRENGTH	TEAM	ADJ.	CONF.	ADJ CONF.
Average RPI Loss:	140	RECORD	PCT. RANK	GAMES	SCHEDULE	OF SCHEDULE	RPI	RPI	RPI	RPI

DIV. I ONLY	2- 5	262	5-5	57	329	173	173	23	23
DIV. I NON-CONF.	2- 5	262	0- 1	57	328	171	171	23	23

TOTALS	RPI 1-25	RPI 26-50	W-L RECORDS	RPI 51-100	RPI 101-150	RPI 150+			
2- 5	0- 0	0- 0	OVERALL	0- 2	0- 1	2- 2			
0- 1	0- 0	0- 0	HOME	0- 0	0- 1	0- 0			
2- 3	0- 0	0- 0	AWAY	0- 2	0- 0	2- 1			
0- 1	0- 0	0- 0	NEUTRAL	0- 0	0- 0	0- 1			
2- 5	0- 0	0- 0	NON-CONFERENCE	0- 2	0- 1	2- 2			
0- 1	0- 0	0- 0	HOME	0- 0	0- 1	0- 0			
2- 3	0- 0	0- 0	AWAY	0- 2	0- 0	2- 1			
0- 1	0- 0	0- 0	NEUTRAL	0- 0	0- 0	0- 1			
0- 0	0- 0	0- 0	CONFERENCE	0- 0	0- 0	0- 0			
0- 0	0- 0	0- 0	HOME	0- 0	0- 0	0- 0			
0- 0	0- 0	0- 0	AWAY	0- 0	0- 0	0- 0			
0- 0	0- 0	0- 0	NEUTRAL	0- 0	0- 0	0- 0			

RPI 1-25				RPI 26-50				RPI 51-100				RPI 101+ Team's RPI: 173			
RPI	S	Opponent	Score	RPI	S	Opponent	Score	RPI	S	Opponent	Score	RPI	S	Opponent	Score
								82	A	TCU	59 72	126	H	Oral Roberts	62 73
								84	A	LSU	52 66	178	N	Troy	79 84
												223	A	Southern Mi ss.	65 61
												232	A	Wi chi ta St.	55 63
												332	A	Loui si ana	68 62
LAST 12 Division I GAMES:															
				82	A	TCU	59 72	332	A	Loui si ana	68 62				
				126	H	Oral Roberts	62 73	223	A	Southern Mi ss.	65 61				
								178	N	Troy	79 84				
								232	A	Wi chi ta St.	55 63				
								84	A	LSU	52 66				

Non-Div I Games: UNKNOWN 94 46 Wiley 101 63 Jarvis Christian 100 55

Sam Houston St.

Average RPI Win: **226**
 Average RPI Loss: **149**

WON-LOST
RECORD

WINNING
PCT. RANK

LAST 10
GAMES

STRENGTH OF
SCHEDULE

OPP. STRENGTH
OF SCHEDULE

TEAM
RPI

ADJ.
RPI

CONF.
RPI

ADJ CONF.
RPI

DIV. I ONLY	3- 10	283	2-8	101	259	209	209	22	22
DIV. I NON-CONF.	3- 10	282	0- 1	101	258	209	209	22	22

TOTALS	RPI 1-25	RPI 26-50	W-L RECORDS	RPI 51-100	RPI 101-150	RPI 150+			
3- 10	0- 1	0- 1	OVERALL	0- 1	0- 2	3- 5			
1- 1	0- 0	0- 0	HOME	0- 0	0- 1	1- 0			
2- 9	0- 1	0- 1	AWAY	0- 1	0- 1	2- 5			
0- 0	0- 0	0- 0	NEUTRAL	0- 0	0- 0	0- 0			
3- 10	0- 1	0- 1	NON-CONFERENCE	0- 1	0- 2	3- 5			
1- 1	0- 0	0- 0	HOME	0- 0	0- 1	1- 0			
2- 9	0- 1	0- 1	AWAY	0- 1	0- 1	2- 5			
0- 0	0- 0	0- 0	NEUTRAL	0- 0	0- 0	0- 0			
0- 0	0- 0	0- 0	CONFERENCE	0- 0	0- 0	0- 0			
0- 0	0- 0	0- 0	HOME	0- 0	0- 0	0- 0			
0- 0	0- 0	0- 0	AWAY	0- 0	0- 0	0- 0			
0- 0	0- 0	0- 0	NEUTRAL	0- 0	0- 0	0- 0			

RPI 1-25				RPI 26-50				RPI 51-100				RPI 101+ Team's RPI: 209			
RPI	S	Opponent	Score	RPI	S	Opponent	Score	RPI	S	Opponent	Score	RPI	S	Opponent	Score
20	A	Auburn	46 73	46	A	Colorado	39 81	83	A	UT Martin	68 89	109	A	Oklahoma St.	62 82
												140	H	UAB	41 66
												168	A	Denver	87 83
												174	A	Vanderbilt	52 77
												178	A	Troy	52 72
												201	A	Alabama St.	60 51
												223	A	Southern Miss.	40 76
												233	A	Hampton	57 64
												281	A	Memphis	48 53
												310	H	Presbyterian	75 54
LAST 12 Division I GAMES:															
46	A	Colorado	39 81	174	A	Vanderbilt	52 77	233	A	Hampton	57 64	109	A	Oklahoma St.	62 82
168	A	Denver	87 83	201	A	Alabama St.	60 51	223	A	Southern Miss.	40 76	140	H	UAB	41 66
20	A	Auburn	46 73	178	A	Troy	52 72	281	A	Memphis	48 53	201	A	Alabama St.	60 51
281	A	Memphis	48 53												
140	H	UAB	41 66												
310	H	Presbyterian	75 54												

Non-Div I Games:

Rhodes

71 54

Samford

Average RPI	Win:	244	WON-LOST	WINNING	LAST 10	STRENGTH OF	OPP. STRENGTH	TEAM	ADJ.	CONF.	ADJ CONF.
Average RPI	Loss:	128	RECORD	PCT. RANK	GAMES	SCHEDULE	OF SCHEDULE	RPI	RPI	RPI	RPI
DIV. I ONLY		6- 4		119	7-3	269	85	183	183	7	7
DIV. I NON-CONF.		6- 4		121	1- 0	269	85	183	183	7	7

TOTALS	RPI 1-25		RPI 26-50		W-L RECORDS	RPI 51-100		RPI 101-150		RPI 150+	
6- 4	0- 2		0- 0		OVERALL	0- 0		0- 0		6- 2	
5- 1	0- 1		0- 0		HOME	0- 0		0- 0		5- 0	
1- 3	0- 1		0- 0		AWAY	0- 0		0- 0		1- 2	
0- 0	0- 0		0- 0		NEUTRAL	0- 0		0- 0		0- 0	
6- 4	0- 2		0- 0		NON-CONFERENCE	0- 0		0- 0		6- 2	
5- 1	0- 1		0- 0		HOME	0- 0		0- 0		5- 0	
1- 3	0- 1		0- 0		AWAY	0- 0		0- 0		1- 2	
0- 0	0- 0		0- 0		NEUTRAL	0- 0		0- 0		0- 0	
0- 0	0- 0		0- 0		CONFERENCE	0- 0		0- 0		0- 0	
0- 0	0- 0		0- 0		HOME	0- 0		0- 0		0- 0	
0- 0	0- 0		0- 0		AWAY	0- 0		0- 0		0- 0	
0- 0	0- 0		0- 0		NEUTRAL	0- 0		0- 0		0- 0	

RPI 1-25				RPI 26-50				RPI 51-100				RPI 101+ Team's RPI: 183			
RPI	S	Opponent	Score	RPI	S	Opponent	Score	RPI	S	Opponent	Score	RPI	S	Opponent	Score
7	H	Cal i forni a	53 70									195	A	Southern Utah	59 69
22	A	Minnesota	48 53									196	H	San Diego St.	72 71
												237	H	Cleveland St.	83 82
												239	H	Dartmouth	78 76
												242	A	Long Beach St.	60 56
												265	H	Hawai i	58 50
												283	H	San Jose St.	83 79
												286	A	UTSA	77 87

LAST 12 Division I GAMES:															
286	A	UTSA	77 87	283	H	San Jose St.	83 79								
242	A	Long Beach St.	60 56	22	A	Minnesota	48 53								
239	H	Dartmouth	78 76	265	H	Hawai i	58 50								
196	H	San Diego St.	72 71	195	A	Southern Utah	59 69								
7	H	Cal i forni a	53 70												
237	H	Cleveland St.	83 82												

Non-Div I Games: Cal St. San B'dino 76 58

San Diego

Average RPI Win: 227

Average RPI Loss: 157

WON-LOST
RECORDWINNING
PCT. RANKLAST 10
GAMESSTRENGTH OF
SCHEDULEOPP. STRENGTH
OF SCHEDULETEAM
RPIADJ.
RPICONF.
RPIADJ CONF.
RPIDIV. I ONLY
DIV. I NON-CONF.5- 6
5- 6178
1774-6
0- 1149
150272
270196
196196
1969
99
9

TOTALS

RPI 1-25

RPI 26-50

W-L RECORDS

RPI 51-100

RPI 101-150

RPI 150+

5- 6
3- 3
2- 3
0- 00- 0
0- 0
0- 0
0- 00- 0
0- 0
0- 0
0- 0OVERALL
HOME
AWAY
NEUTRAL1- 1
0- 1
1- 0
0- 00- 3
0- 1
0- 2
0- 04- 2
3- 1
1- 1
0- 05- 6
3- 3
2- 3
0- 00- 0
0- 0
0- 0
0- 00- 0
0- 0
0- 0
0- 0NON-CONFERENCE
HOME
AWAY
NEUTRAL1- 1
0- 1
1- 0
0- 00- 3
0- 1
0- 2
0- 04- 2
3- 1
1- 1
0- 00- 0
0- 0
0- 0
0- 00- 0
0- 0
0- 0
0- 00- 0
0- 0
0- 0
0- 0CONFERENCE
HOME
AWAY
NEUTRAL0- 0
0- 0
0- 0
0- 00- 0
0- 0
0- 0
0- 00- 0
0- 0
0- 0
0- 0

RPI 1-25

RPI 26-50

RPI 51-100

RPI 101+

Team's RPI: 196

RPI S Opponent Score

RPI S Opponent Score

RPI S Opponent Score

RPI S Opponent Score

82 H TCU 64 81
96 A UC Irvine 78 70103 H Arizona 60 69
146 A CSUN 74 77
150 A Santa Clara 43 60
183 A San Diego 71 72
210 A Cal St. Fullerton 83 72
265 H Hawaii 58 57
266 H California Baptist 83 67
279 H UC Santa Barbara 58 63
300 H Incarnate Word 81 38

LAST 12 Division I GAMES:

103	H	Ari zona	60	69	279	H	UC Santa Barbara	58	63
183	A	San Diego	71	72	146	A	CSUN	74	77
82	H	TCU	64	81	96	A	UC Irvine	78	70
266	H	Cal i forn i a Bapt i st	83	67	150	A	Santa Clara	43	60
300	H	Incarnate Word	81	38	265	H	Hawai i	58	57
210	A	Cal St. Fullerton	83	72					

S
a
n
D
i
e
g
o
S
t
.S
a
n
D
i
e
g
o
S
t
.

Non-Div I Games:

San Diego St.

Average RPI Win:	284	WON-LOST	WINNING	LAST 10	STRENGTH OF	OPP. STRENGTH	TEAM	ADJ.	CONF.	ADJ CONF.
Average RPI Loss:	110	RECORD	PCT. RANK	GAMES	SCHEDULE	OF SCHEDULE	RPI	RPI	RPI	RPI
DIV. I ONLY	4- 7	229	3-7	288	102	268	268	7	7	
DIV. I NON-CONF.	4- 7	229	0- 1	288	103	268	268	7	7	

TOTALS	RPI 1-25	RPI 26-50	W-L RECORDS	RPI 51-100	RPI 101-150	RPI 150+				
4- 7	0- 1	0- 0	OVERALL	0- 2	0- 3	4- 1				
1- 3	0- 0	0- 0	HOME	0- 2	0- 1	1- 0				
1- 3	0- 1	0- 0	AWAY	0- 0	0- 2	1- 0				
2- 1	0- 0	0- 0	NEUTRAL	0- 0	0- 0	2- 1				
4- 7	0- 1	0- 0	NON-CONFERENCE	0- 2	0- 3	4- 1				
1- 3	0- 0	0- 0	HOME	0- 2	0- 1	1- 0				
1- 3	0- 1	0- 0	AWAY	0- 0	0- 2	1- 0				
2- 1	0- 0	0- 0	NEUTRAL	0- 0	0- 0	2- 1				
0- 0	0- 0	0- 0	CONFERENCE	0- 0	0- 0	0- 0				
0- 0	0- 0	0- 0	HOME	0- 0	0- 0	0- 0				
0- 0	0- 0	0- 0	AWAY	0- 0	0- 0	0- 0				
0- 0	0- 0	0- 0	NEUTRAL	0- 0	0- 0	0- 0				

RPI 1-25				RPI 26-50				RPI 51-100				RPI 101+ Team's RPI: 268			
RPI	S	Opponent	Score	RPI	S	Opponent	Score	RPI	S	Opponent	Score	RPI	S	Opponent	Score
4	A	Stanford	62 96					76	H	Northern Colo.	63 68	134	A	Washington St.	61 91
								97	H	UC Davis	68 70	136	H	UT Arlington	73 80
												137	A	Idaho	63 70
												185	N	North Dakota	97 100
												216	A	Sacramento St.	86 75
												283	H	San Jose St.	85 63
												308	N	Cal Poly	65 62
												327	N	North Dakota St.	75 42

LAST 12 Division I GAMES:															
137	A	Idaho	63 70	185	N	North Dakota	97 100	327	N	North Dakota St.	75 42				
134	A	Washington St.	61 91	97	H	UC Davis	68 70	216	A	Sacramento St.	86 75				
136	H	UT Arlington	73 80	283	H	San Jose St.	85 63								
76	H	Northern Colo.	63 68												
308	N	Cal Poly	65 62												
4	A	Stanford	62 96												

Non-Div I Games:

San Francisco

Average RPI Win: 306

Average RPI Loss: 134

WON-LOST
RECORDWINNING
PCT. RANKLAST 10
GAMESSTRENGTH OF
SCHEDULEOPP. STRENGTH
OF SCHEDULETEAM
RPIADJ.
RPICONF.
RPIADJ CONF.
RPIDIV. I ONLY
DIV. I NON-CONF.1- 9
1- 9325
3271-9
0- 176
75277
275283
284283
2849
99
9

TOTALS

RPI 1-25

RPI 26-50

W-L RECORDS

RPI 51-100

RPI 101-150

RPI 150+

1- 9
1- 3
0- 6
0- 00- 0
0- 0
0- 0
0- 00- 1
0- 0
0- 1
0- 0OVERALL
HOME
AWAY
NEUTRAL0- 3
0- 2
0- 1
0- 00- 2
0- 1
0- 1
0- 01- 3
1- 0
0- 3
0- 01- 9
1- 3
0- 6
0- 00- 0
0- 0
0- 0
0- 00- 1
0- 0
0- 1
0- 0NON-CONFERENCE
HOME
AWAY
NEUTRAL0- 3
0- 2
0- 1
0- 00- 2
0- 1
0- 1
0- 01- 3
1- 0
0- 3
0- 00- 0
0- 0
0- 0
0- 00- 0
0- 0
0- 0
0- 00- 0
0- 0
0- 0
0- 0CONFERENCE
HOME
AWAY
NEUTRAL0- 0
0- 0
0- 0
0- 00- 0
0- 0
0- 0
0- 00- 0
0- 0
0- 0
0- 0

RPI 1-25

RPI 26-50

RPI 51-100

RPI 101+

Team's RPI: 283

RPI S Opponent Score

RPI S Opponent Score

46 A Colorado 64 76

RPI S Opponent Score

81 H Pacific 67 91

85 A Nebraska 63 96

96 H UC Irvine 66 74

RPI S Opponent Score

146 A CSUN 40 76

150 H Santa Clara 56 62

155 A Portland St. 51 80

183 A San Diego 79 83

268 A San Francisco 63 85

306 H CSU Bakersfield 82 72

LAST 12 Division I GAMES:

96 H UC Irvine 66 74

81 H Pacific 67 91

306 H CSU Bakersfield 82 72

155 A Portland St. 51 80

268 A San Francisco 63 85

183 A San Diego 79 83

146 A CSUN 40 76

150 H Santa Clara 56 62

85 A Nebraska 63 96

46 A Colorado 64 76

Non-Div I Games:

San Fran. St.

66

73

San Jose St.

Average RPI	Win: 235	WON-LOST	WINNING	LAST 10	STRENGTH OF	OPP. STRENGTH	TEAM	ADJ.	CONF.	ADJ CONF.
Average RPI	Loss: 85	RECORD	PCT. RANK	GAMES	SCHEDULE	OF SCHEDULE	RPI	RPI	RPI	RPI
DIV. I ONLY	6- 4	119	6-4	228	126	150	150	7	7	
DIV. I NON-CONF.	6- 4	121	1- 0	226	124	150	150	7	7	

TOTALS	RPI 1-25	RPI 26-50	W-L RECORDS	RPI 51-100	RPI 101-150	RPI 150+				
6- 4	0- 0	0- 1	OVERALL	0- 1	0- 2	6- 0				
4- 1	0- 0	0- 0	HOME	0- 0	0- 1	4- 0				
2- 3	0- 0	0- 1	AWAY	0- 1	0- 1	2- 0				
0- 0	0- 0	0- 0	NEUTRAL	0- 0	0- 0	0- 0				
6- 4	0- 0	0- 1	NON-CONFERENCE	0- 1	0- 2	6- 0				
4- 1	0- 0	0- 0	HOME	0- 0	0- 1	4- 0				
2- 3	0- 0	0- 1	AWAY	0- 1	0- 1	2- 0				
0- 0	0- 0	0- 0	NEUTRAL	0- 0	0- 0	0- 0				
0- 0	0- 0	0- 0	CONFERENCE	0- 0	0- 0	0- 0				
0- 0	0- 0	0- 0	HOME	0- 0	0- 0	0- 0				
0- 0	0- 0	0- 0	AWAY	0- 0	0- 0	0- 0				
0- 0	0- 0	0- 0	NEUTRAL	0- 0	0- 0	0- 0				

RPI 1-25				RPI 26-50				RPI 51-100				RPI 101+ Team's RPI: 150			
RPI	S	Opponent	Score	RPI	S	Opponent	Score	RPI	S	Opponent	Score	RPI	S	Opponent	Score
39	A	Southern Cal i forn i a	46 77	54	A	Oregon St.	31 82	102	A	Fresno St.	53 80	146	H	CSUN	38 53
								162	H	Missouri St.	77 73	196	H	San Diego St.	60 43
								210	A	Cal St. Fullerton	64 60	215	H	Nevada	56 48
								283	A	San Jose St.	62 56	342	H	Grand Canyon	75 55
LAST 12 Division I GAMES:															
342	H	Grand Canyon	75 55	283	A	San Jose St.	62 56	102	A	Fresno St.	53 80				
39	A	Southern California	46 77	54	A	Oregon St.	31 82	146	H	CSUN	38 53				
196	H	San Diego St.	60 43					162	H	Missouri St.	77 73				
215	H	Nevada	56 48					210	A	Cal St. Fullerton	64 60				

Non-Div I Games: Sonoma St. 98 38

Santa Clara

Average RPI	Win:	0	WON-LOST	WINNING	LAST 10	STRENGTH OF	OPP. STRENGTH	TEAM	ADJ.	CONF.	ADJ CONF.
Average RPI	Loss:	169	RECORD	PCT. RANK	GAMES	SCHEDULE	OF SCHEDULE	RPI	RPI	RPI	RPI
DIV. I ONLY		0- 6		335	2-6	312	92	344	344	32	32
DIV. I NON-CONF.		0- 6		334	0- 1	313	93	344	344	32	32

TOTALS	RPI 1-25		RPI 26-50		W-L RECORDS	RPI 51-100		RPI 101-150		RPI 150+	
0- 6	0- 0		0- 2		OVERALL	0- 0		0- 0		0- 4	
0- 3	0- 0		0- 0		HOME	0- 0		0- 0		0- 3	
0- 3	0- 0		0- 2		AWAY	0- 0		0- 0		0- 1	
0- 0	0- 0		0- 0		NEUTRAL	0- 0		0- 0		0- 0	
0- 6	0- 0		0- 2		NON-CONFERENCE	0- 0		0- 0		0- 4	
0- 3	0- 0		0- 0		HOME	0- 0		0- 0		0- 3	
0- 3	0- 0		0- 2		AWAY	0- 0		0- 0		0- 1	
0- 0	0- 0		0- 0		NEUTRAL	0- 0		0- 0		0- 0	
0- 0	0- 0		0- 0		CONFERENCE	0- 0		0- 0		0- 0	
0- 0	0- 0		0- 0		HOME	0- 0		0- 0		0- 0	
0- 0	0- 0		0- 0		AWAY	0- 0		0- 0		0- 0	
0- 0	0- 0		0- 0		NEUTRAL	0- 0		0- 0		0- 0	

RPI 1-25				RPI 26-50				RPI 51-100				RPI 101+ Team's RPI: 344			
RPI	S	Opponent	Score	RPI	S	Opponent	Score	RPI	S	Opponent	Score	RPI	S	Opponent	Score
				40	A	South Dakota St.	49 97					206	H	Texas Southern	41 65
				42	A	DePaul	61 124					225	H	Ga. Southern	71 82
												247	H	Jacksonville	58 68
												254	A	Ole Miss	51 74
LAST 12 Division I GAMES:															
				40	A	South Dakota St.	49 97	42	A	DePaul	61 124				
				254	A	Ole Miss	51 74	247	H	Jacksonville	58 68				
				206	H	Texas Southern	41 65	225	H	Ga. Southern	71 82				

Non-Div I Games: Carver 101 49 Wesleyan (GA) 155 26

Savannah St.

Average RPI Win:	0	WON-LOST	WINNING	LAST 10	STRENGTH OF	OPP. STRENGTH	TEAM	ADJ.	CONF.	ADJ CONF.
Average RPI Loss:	164	RECORD	PCT. RANK	GAMES	SCHEDULE	OF SCHEDULE	RPI	RPI	RPI	RPI
DIV. I ONLY	0- 12	335	0-10	131	273	323	323	30	30	
DIV. I NON-CONF.	0- 12	334	0- 1	131	271	324	324	30	30	

TOTALS	RPI 1-25	RPI 26-50	W-L RECORDS	RPI 51-100	RPI 101-150	RPI 150+				
0- 12	0- 0	0- 0	OVERALL	0- 3	0- 3	0- 6				
0- 5	0- 0	0- 0	HOME	0- 0	0- 2	0- 3				
0- 6	0- 0	0- 0	AWAY	0- 3	0- 0	0- 3				
0- 1	0- 0	0- 0	NEUTRAL	0- 0	0- 1	0- 0				
0- 12	0- 0	0- 0	NON-CONFERENCE	0- 3	0- 3	0- 6				
0- 5	0- 0	0- 0	HOME	0- 0	0- 2	0- 3				
0- 6	0- 0	0- 0	AWAY	0- 3	0- 0	0- 3				
0- 1	0- 0	0- 0	NEUTRAL	0- 0	0- 1	0- 0				
0- 0	0- 0	0- 0	CONFERENCE	0- 0	0- 0	0- 0				
0- 0	0- 0	0- 0	HOME	0- 0	0- 0	0- 0				
0- 0	0- 0	0- 0	AWAY	0- 0	0- 0	0- 0				
0- 0	0- 0	0- 0	NEUTRAL	0- 0	0- 0	0- 0				

RPI 1-25				RPI 26-50				RPI 51-100				RPI 101+				Team's RPI: 323	
RPI	S	Opponent	Score	RPI	S	Opponent	Score	RPI	S	Opponent	Score	RPI	S	Opponent	Score		
								81	A	Paci fi c	61	75	103	N	Ari zona	54	84
								86	A	Utah	62	89	105	H	Washing ton	58	69
								97	A	UC Davi s	59	76	145	H	Northern Ari z.	58	65
												155	A	Portland St.	43	68	
												198	H	Pepperdi ne	64	78	
												210	H	Cal St. Fullerton	54	57	
												215	A	Nevada	54	67	
												265	A	Hawai i	51	67	
												308	H	Cal Poly	50	60	
LAST 12 Division I GAMES:																	
				81	A	Paci fi c	61	75	215	A	Nevada	54	67				
				198	H	Pepperdi ne	64	78	308	H	Cal Poly	50	60				
				105	H	Washing ton	58	69	97	A	UC Davi s	59	76				
				86	A	Utah	62	89	103	N	Ari zona	54	84				
				155	A	Portl and St.	43	68	145	H	Northern Ari z.	58	65				
				265	A	Hawai i	51	67	210	H	Cal St. Fullerton	54	57				

Non-Div I Games:

Seattle U

Average RPI	Win:	259	WON-LOST	WINNING	LAST 10	STRENGTH OF	OPP. STRENGTH	TEAM	ADJ.	CONF.	ADJ CONF.
Average RPI	Loss:	41	RECORD	PCT. RANK	GAMES	SCHEDULE	OF SCHEDULE	RPI	RPI	RPI	RPI
DIV. I ONLY		8- 3		67	7-3	223	149	108	108	4	4
DIV. I NON-CONF.		8- 3		69	1- 0	221	148	111	111	3	3
<hr/>											
TOTALS	RPI 1-25		RPI 26-50		W-L RECORDS	RPI 51-100		RPI 101-150		RPI 150+	
8- 3	0- 1		0- 0		OVERALL	1- 2		0- 0		7- 0	
6- 0	0- 0		0- 0		HOME	0- 0		0- 0		6- 0	
1- 2	0- 1		0- 0		AWAY	1- 1		0- 0		0- 0	
1- 1	0- 0		0- 0		NEUTRAL	0- 1		0- 0		1- 0	
8- 3	0- 1		0- 0		NON-CONFERENCE	1- 2		0- 0		7- 0	
6- 0	0- 0		0- 0		HOME	0- 0		0- 0		6- 0	
1- 2	0- 1		0- 0		AWAY	1- 1		0- 0		0- 0	
1- 1	0- 0		0- 0		NEUTRAL	0- 1		0- 0		1- 0	
0- 0	0- 0		0- 0		CONFERENCE	0- 0		0- 0		0- 0	
0- 0	0- 0		0- 0		HOME	0- 0		0- 0		0- 0	
0- 0	0- 0		0- 0		AWAY	0- 0		0- 0		0- 0	
0- 0	0- 0		0- 0		NEUTRAL	0- 0		0- 0		0- 0	

RPI 1-25				RPI 26-50				RPI 51-100				RPI 101+ Team's RPI: 108			
RPI	S	Opponent	Score	RPI	S	Opponent	Score	RPI	S	Opponent	Score	RPI	S	Opponent	Score
2	A	UConn	61 99					60	A	UCLA	62 78	235	H	Kennesaw St.	102 80
								62	N	Georgia Tech	73 84	271	N	UNC Greensboro	71 64
								87	A	Princeton	70 66	272	H	UMass Lowell	90 57
												284	H	Saint Peter's	90 47
												286	H	UTSA	84 53
												299	H	St. Francis Brooklyn	100 77
												337	H	Wagner	95 40
<hr/>															
LAST 12 Division I GAMES:															
284	H	Saint Peter's	90 47	271	N	UNC Greensboro	71 64	62	N	Georgia Tech	73 84	2	A	UConn	61 99
272	H	UMass Lowell	90 57					235	H	Kennesaw St.	102 80				
299	H	St. Francis Brooklyn	100 77					337	H	Wagner	95 40				
60	A	UCLA	62 78												
87	A	Princeton	70 66												
286	H	UTSA	84 53												

Non-Div I Games:

Seton Hall

Average RPI Win:	274	WON-LOST RECORD	WINNING PCT. RANK	LAST 10 GAMES	STRENGTH OF SCHEDULE	OPP. STRENGTH OF SCHEDULE	TEAM RPI	ADJ. RPI	CONF. RPI	ADJ CONF. RPI
Average RPI Loss:	190									
DIV. I ONLY	4- 7	229	4-6	272	294	294	294	28	28	
DIV. I NON-CONF.	4- 7	229	1- 0	272	294	294	294	28	28	

TOTALS	RPI 1-25	RPI 26-50	W-L RECORDS	RPI 51-100	RPI 101-150	RPI 150+				
4- 7	0- 0	0- 0	OVERALL	0- 1	0- 1	4- 5				
2- 4	0- 0	0- 0	HOME	0- 1	0- 1	2- 2				
1- 2	0- 0	0- 0	AWAY	0- 0	0- 0	1- 2				
1- 1	0- 0	0- 0	NEUTRAL	0- 0	0- 0	1- 1				
4- 7	0- 0	0- 0	NON-CONFERENCE	0- 1	0- 1	4- 5				
2- 4	0- 0	0- 0	HOME	0- 1	0- 1	2- 2				
1- 2	0- 0	0- 0	AWAY	0- 0	0- 0	1- 2				
1- 1	0- 0	0- 0	NEUTRAL	0- 0	0- 0	1- 1				
0- 0	0- 0	0- 0	CONFERENCE	0- 0	0- 0	0- 0				
0- 0	0- 0	0- 0	HOME	0- 0	0- 0	0- 0				
0- 0	0- 0	0- 0	AWAY	0- 0	0- 0	0- 0				
0- 0	0- 0	0- 0	NEUTRAL	0- 0	0- 0	0- 0				

RPI 1-25				RPI 26-50				RPI 51-100				RPI 101+ Team's RPI: 294					
RPI	S	Opponent	Score	RPI	S	Opponent	Score	RPI	S	Opponent	Score	RPI	S	Opponent	Score		
								79	H	Penn	51	58	113	H	Harvard	54	73
													159	N	Drexel	39	51
													203	A	Howard	86	81
													222	H	Hofstra	50	57
													226	A	St. Bonaventure	58	74
													234	A	Sacred Heart	50	72
													240	H	Massachusetts	64	59
													298	H	Fla. Atlantic	66	70
													317	H	Colgate	55	53
													337	N	Wagner	74	71
LAST 12 Division I GAMES:																	
298	H	Fla. Atlantic	66	70	337	N	Wagner	74	71	222	H	Hofstra	50	57			
317	H	Colgate	55	53	240	H	Massachusetts	64	59	226	A	St. Bonaventure	58	74			
159	N	Drexel	39	51	79	H	Penn	51	58								
203	A	Howard	86	81													
113	H	Harvard	54	73													
234	A	Sacred Heart	50	72													

Non-Div I Games:

Siena

Average RPI Win: 221 WON-LOST WINNING LAST 10
Average RPI Loss: 0 RECORD PCT. RANK GAMES STRENGTH OF OPP. STRENGTH TEAM ADJ. CONF. ADJ CONF.
Schedule Of Schedule RPI RPI RPI RPI

DIV. I ONLY	9- 0	1	10-0	348	11	119	119	18	18
DIV. I NON-CONF.	9- 0	1	1- 0	348	12	119	119	19	19

TOTALS	RPI 1-25		RPI 26-50	W-L RECORDS	RPI 51-100	RPI 101-150		RPI 150+	
9- 0	0- 0		0- 0	OVERALL	0- 0	2- 0		7- 0	
3- 0	0- 0		0- 0	HOME	0- 0	0- 0		3- 0	
5- 0	0- 0		0- 0	AWAY	0- 0	2- 0		3- 0	
1- 0	0- 0		0- 0	NEUTRAL	0- 0	0- 0		1- 0	
9- 0	0- 0		0- 0	NON-CONFERENCE	0- 0	2- 0		7- 0	
3- 0	0- 0		0- 0	HOME	0- 0	0- 0		3- 0	
5- 0	0- 0		0- 0	AWAY	0- 0	2- 0		3- 0	
1- 0	0- 0		0- 0	NEUTRAL	0- 0	0- 0		1- 0	
0- 0	0- 0		0- 0	CONFERENCE	0- 0	0- 0		0- 0	
0- 0	0- 0		0- 0	HOME	0- 0	0- 0		0- 0	
0- 0	0- 0		0- 0	AWAY	0- 0	0- 0		0- 0	
0- 0	0- 0		0- 0	NEUTRAL	0- 0	0- 0		0- 0	

RPI 1-25				RPI 26-50				RPI 51-100				RPI 101+ Team's RPI: 119			
RPI	S	Opponent	Score	RPI	S	Opponent	Score	RPI	S	Opponent	Score	RPI	S	Opponent	Score
												101	A	Alabama	72 67
												122	A	Southern U.	53 49
												167	N	New Mexico St.	68 67
												201	H	Alabama St.	77 65
												223	H	Southern Miss.	77 68
												274	A	Central Ark.	58 50
												276	H	ETSU	81 74
												301	A	Tennessee St.	78 56
												325	A	FIU	84 77

LAST 12 Division I GAMES:															
276	H	ETSU	81 74	325	A	FIU	84 77	167	N	New Mexico St.	68 67	201	H	Alabama St.	77 65
122	A	Southern U.	53 49					101	A	Alabama	72 67	301	A	Tennessee St.	78 56
274	A	Central Ark.	58 50												
223	H	Southern Miss.	77 68												

Non-Div I Games: Faulkner 97 40 Spring Hill 75 57

South Alabama

Average RPI Win: 153 WON-LOST RECORD WINNING PCT. RANK LAST 10 GAMES STRENGTH OF SCHEDULE OPP. STRENGTH OF SCHEDULE TEAM RPI ADJ. RPI CONF. RPI ADJ CONF. RPI

DIV. I ONLY	7- 4	106	6-4	66	15	63	63	6	6
DIV. I NON-CONF.	7- 4	104	0- 1	67	17	64	64	6	6
TOTALS	RPI 1-25	RPI 26-50	W-L RECORDS	RPI 51-100	RPI 101-150	RPI 150+			
7- 4	0- 2	0- 1	OVERALL	3- 1	0- 0	4- 0			
4- 2	0- 1	0- 1	HOME	2- 0	0- 0	2- 0			
2- 0	0- 0	0- 0	AWAY	1- 0	0- 0	1- 0			
1- 2	0- 1	0- 0	NEUTRAL	0- 1	0- 0	1- 0			
7- 4	0- 2	0- 1	NON-CONFERENCE	3- 1	0- 0	4- 0			
4- 2	0- 1	0- 1	HOME	2- 0	0- 0	2- 0			
2- 0	0- 0	0- 0	AWAY	1- 0	0- 0	1- 0			
1- 2	0- 1	0- 0	NEUTRAL	0- 1	0- 0	1- 0			
0- 0	0- 0	0- 0	CONFERENCE	0- 0	0- 0	0- 0			
0- 0	0- 0	0- 0	HOME	0- 0	0- 0	0- 0			
0- 0	0- 0	0- 0	AWAY	0- 0	0- 0	0- 0			
0- 0	0- 0	0- 0	NEUTRAL	0- 0	0- 0	0- 0			

RPI	S	Opponent	Score	RPI	S	Opponent	Score	RPI	S	Opponent	Score	RPI	S	Opponent	Score
10	H	Bayl or	69 94	34	H	Maryl and	61 85	54	N	Oregon St.	68 70	161	H	Appal achian St.	80 50
11	N	Drake	85 90					65	H	Dayton	65 55	201	A	Al abama St.	94 38
								67	A	Purdue	82 73	212	H	Templ e	88 60
								92	H	Cl emson	69 57	276	N	ETSU	101 55
LAST 12 Division I GAMES:															
11	N	Drake	85 90	212	H	Templ e	88 60								
54	N	Oregon St.	68 70	67	A	Purdue	82 73								
34	H	Maryl and	61 85	161	H	Appal achian St.	80 50								
92	H	Cl emson	69 57	10	H	Bayl or	69 94								
201	A	Al abama St.	94 38	65	H	Dayton	65 55								
				276	N	ETSU	101 55								

Non-Div I Games:

South Carolina

Average RPI Win:	304	WON-LOST	WINNING	LAST 10	STRENGTH OF	OPP. STRENGTH	TEAM	ADJ.	CONF.	ADJ CONF.
Average RPI Loss:	171	RECORD	PCT. RANK	GAMES	SCHEDULE	OF SCHEDULE	RPI	RPI	RPI	RPI
DIV. I ONLY	4- 7	229	6-4	294	292	297	297	32	32	
DIV. I NON-CONF.	4- 7	229	0- 0	294	292	296	296	32	32	

TOTALS	RPI 1-25	RPI 26-50	W-L RECORDS	RPI 51-100	RPI 101-150	RPI 150+				
4- 7	0- 0	0- 0	OVERALL	0- 2	0- 1	4- 4				
3- 1	0- 0	0- 0	HOME	0- 0	0- 0	3- 1				
1- 4	0- 0	0- 0	AWAY	0- 1	0- 1	1- 2				
0- 2	0- 0	0- 0	NEUTRAL	0- 1	0- 0	0- 1				
4- 7	0- 0	0- 0	NON-CONFERENCE	0- 2	0- 1	4- 4				
3- 1	0- 0	0- 0	HOME	0- 0	0- 0	3- 1				
1- 4	0- 0	0- 0	AWAY	0- 1	0- 1	1- 2				
0- 2	0- 0	0- 0	NEUTRAL	0- 1	0- 0	0- 1				
0- 0	0- 0	0- 0	CONFERENCE	0- 0	0- 0	0- 0				
0- 0	0- 0	0- 0	HOME	0- 0	0- 0	0- 0				
0- 0	0- 0	0- 0	AWAY	0- 0	0- 0	0- 0				
0- 0	0- 0	0- 0	NEUTRAL	0- 0	0- 0	0- 0				

RPI 1-25				RPI 26-50				RPI 51-100				RPI 101+				Team's RPI: 297
RPI	S	Opponent	Score	RPI	S	Opponent	Score	RPI	S	Opponent	Score	RPI	S	Opponent	Score	
								61	N	Wake Forest	44 58	103	A	Arizona	32 73	
								99	A	Radford	31 61	165	N	East Carolina	63 71	
												171	A	Coastal Caro.	44 57	
												250	H	UNLV	58 49	
												257	H	Winthrop	50 58	
												305	H	USC Upstate	71 66	
												310	A	Presbyteria n	57 48	
												338	A	Col. of Charleston	51 75	
												349	H	Charleston So.	67 58	

LAST 12 Division I GAMES:																
165	N	East Carolina	63 71	257	H	Winthrop	50 58									
61	N	Wake Forest	44 58	305	H	USC Upstate	71 66									
250	H	UNLV	58 49	103	A	Arizona	32 73									
338	A	Col. of Charleston	51 75	310	A	Presbyteria n	57 48									
99	A	Radford	31 61	349	H	Charleston So.	67 58									
				171	A	Coastal Caro.	44 57									

Non-Div I Games: Voorhees 88 61 UNKNOWN 67 51

South Carolina St.

Average RPI Win:	120	WON-LOST	WINNING	LAST 10	STRENGTH OF	OPP. STRENGTH	TEAM	ADJ.	CONF.	ADJ CONF.
Average RPI Loss:	13	RECORD	PCT. RANK	GAMES	SCHEDULE	OF SCHEDULE	RPI	RPI	RPI	RPI

DIV. I ONLY	10- 2	36	9-1	81	5	14	14	19	19
DIV. I NON-CONF.	10- 2	36	0- 1	81	5	14	14	16	16
TOTALS	RPI 1-25	RPI 26-50	W-L RECORDS	RPI 51-100	RPI 101-150	RPI 150+			
10- 2	1- 2	1- 0	OVERALL	3- 0	2- 0	3- 0			
3- 0	1- 0	1- 0	HOME	0- 0	0- 0	1- 0			
4- 1	0- 1	0- 0	AWAY	3- 0	0- 0	1- 0			
3- 1	0- 1	0- 0	NEUTRAL	0- 0	2- 0	1- 0			
10- 2	1- 2	1- 0	NON-CONFERENCE	3- 0	2- 0	3- 0			
3- 0	1- 0	1- 0	HOME	0- 0	0- 0	1- 0			
4- 1	0- 1	0- 0	AWAY	3- 0	0- 0	1- 0			
3- 1	0- 1	0- 0	NEUTRAL	0- 0	2- 0	1- 0			
0- 0	0- 0	0- 0	CONFERENCE	0- 0	0- 0	0- 0			
0- 0	0- 0	0- 0	HOME	0- 0	0- 0	0- 0			
0- 0	0- 0	0- 0	AWAY	0- 0	0- 0	0- 0			
0- 0	0- 0	0- 0	NEUTRAL	0- 0	0- 0	0- 0			

RPI 1-25	Team's RPI: 14	RPI 26-50	RPI 51-100	RPI 101+
RPI S Opponent Score	RPI S Opponent Score	RPI S Opponent Score	RPI S Opponent Score	RPI S Opponent Score
9 H Iowa St. 64 59	32 H Green Bay 55 49	55 A Missouri 74 61	118 N Loyola Marymount 67 40	
11 A Drake 64 76		77 A Montana 64 41	121 N Grambling 67 53	
15 N Indiana 60 68		93 A Creighton 77 65	162 A Missouri St. 85 74	
			232 N Wichita St. 73 64	
			300 H Incarnate Word 96 43	
LAST 12 Division I GAMES:				
15 N Indiana 60 68	162 A Missouri St. 85 74	32 H Green Bay 55 49	9 H Iowa St. 64 59	
118 N Loyola Marymount 67 40	77 A Montana 64 41	232 N Wichita St. 73 64	11 A Drake 64 76	
121 N Grambling 67 53				
55 A Missouri 74 61				
300 H Incarnate Word 96 43				
93 A Creighton 77 65				

Non-Div I Games: Bellevue 79 40 St. Mary (NE) 112 52

South Dakota

Average RPI Win: 131 WON-LOST WINNING LAST 10 STRENGTH OF OPP. STRENGTH TEAM ADJ. CONF. ADJ CONF.
Average RPI Loss: 28 RECORD PCT. RANK GAMES SCHEDULE OF SCHEDULE RPI RPI RPI RPI

DIV. I ONLY	9- 5	103	6-4	47	21	40	40	19	19
DIV. I NON-CONF.	8- 5	117	0- 0	29	21	36	36	16	16
TOTALS	RPI 1-25	RPI 26-50	W-L RECORDS	RPI 51-100	RPI 101-150	RPI 150+			
9- 5	1- 3	1- 1	OVERALL	2- 1	3- 0	2- 0			
5- 1	1- 1	1- 0	HOME	1- 0	1- 0	1- 0			
4- 2	0- 1	0- 1	AWAY	1- 0	2- 0	1- 0			
0- 2	0- 1	0- 0	NEUTRAL	0- 1	0- 0	0- 0			
8- 5	1- 3	1- 1	NON-CONFERENCE	2- 1	3- 0	1- 0			
5- 1	1- 1	1- 0	HOME	1- 0	1- 0	1- 0			
3- 2	0- 1	0- 1	AWAY	1- 0	2- 0	0- 0			
0- 2	0- 1	0- 0	NEUTRAL	0- 1	0- 0	0- 0			
1- 0	0- 0	0- 0	CONFERENCE	0- 0	0- 0	1- 0			
0- 0	0- 0	0- 0	HOME	0- 0	0- 0	0- 0			
1- 0	0- 0	0- 0	AWAY	0- 0	0- 0	1- 0			
0- 0	0- 0	0- 0	NEUTRAL	0- 0	0- 0	0- 0			

RPI 1-25	RPI 26-50	Team's RPI: 40	RPI 51-100	RPI 101+
RPI S Opponent Score	RPI S Opponent Score		RPI S Opponent Score	RPI S Opponent Score
3 H Oregon 79 87	32 H Green Bay 77 47		58 A Central Mich. 80 71	115 H FGCU 80 62
10 N Baylor 66 72	44 A Wyomi ng 70 77		66 N Buffal o 55 61	132 A Montana St. 88 67
11 H Drake 80 71			93 H Crei ghton 74 48	135 A Chattanooga 71 54
17 A Marquette 52 91				262 A Western Ill. 93 84
				344 H Savannah St. 97 49
LAST 12 Division I GAMES:				
262 A Western Ill. 93 84	3 H Oregon 79 87			
44 A Wyomi ng 70 77	11 H Drake 80 71			
132 A Montana St. 88 67	135 A Chattanooga 71 54			
344 H Savannah St. 97 49	32 H Green Bay 77 47			
93 H Crei ghton 74 48	66 N Buffal o 55 61			
58 A Central Mich. 80 71	10 N Bayl or 66 72			

Non-Div I Games:

South Dakota St.

Average RPI Win:	199	WON-LOST	WINNING	LAST 10	STRENGTH OF	OPP. STRENGTH	TEAM	ADJ.	CONF.	ADJ CONF.
Average RPI Loss:	76	RECORD	PCT. RANK	GAMES	SCHEDULE	OF SCHEDULE	RPI	RPI	RPI	RPI
DIV. I ONLY	9- 4	90	6-4	270	23	154	154	8	8	
DIV. I NON-CONF.	9- 4	91	0- 1	270	24	154	154	8	8	

TOTALS	RPI 1-25	RPI 26-50	W-L RECORDS	RPI 51-100	RPI 101-150	RPI 150+				
9- 4	0- 1	0- 1	OVERALL	1- 1	3- 0	5- 1				
7- 0	0- 0	0- 0	HOME	0- 0	2- 0	5- 0				
1- 0	0- 0	0- 0	AWAY	0- 0	1- 0	0- 0				
1- 4	0- 1	0- 1	NEUTRAL	1- 1	0- 0	0- 1				
9- 4	0- 1	0- 1	NON-CONFERENCE	1- 1	3- 0	5- 1				
7- 0	0- 0	0- 0	HOME	0- 0	2- 0	5- 0				
1- 0	0- 0	0- 0	AWAY	0- 0	1- 0	0- 0				
1- 4	0- 1	0- 1	NEUTRAL	1- 1	0- 0	0- 1				
0- 0	0- 0	0- 0	CONFERENCE	0- 0	0- 0	0- 0				
0- 0	0- 0	0- 0	HOME	0- 0	0- 0	0- 0				
0- 0	0- 0	0- 0	AWAY	0- 0	0- 0	0- 0				
0- 0	0- 0	0- 0	NEUTRAL	0- 0	0- 0	0- 0				

RPI 1-25				RPI 26-50				RPI 51-100				RPI 101+ Team's RPI: 154			
RPI	S	Opponent	Score	RPI	S	Opponent	Score	RPI	S	Opponent	Score	RPI	S	Opponent	Score
18	N	Kentucky	63 85	41	N	North Carolina	69 71	60	N	UCLA	60 56	110	A	Ohio St.	71 47
								93	N	Creighton	76 83	121	H	Grambling	67 50
												130	H	Oklahoma	87 70
												153	N	Virginia	67 74
												217	H	George Washington	63 30
												219	H	Bethune-Cookman	88 39
												304	H	New Hampshire	79 36
												314	H	Vermont	102 55
												316	H	Albany (NY)	74 37

LAST 12 Division I GAMES:															
153	N	Virginia	67 74	217	H	George Washington	63 30	304	H	New Hampshire	79 36	60	N	UCLA	60 56
93	N	Creighton	76 83	41	N	North Carolina	69 71	18	N	Kentucky	63 85	130	H	Oklahoma	87 70
314	H	Vermont	102 55												
121	H	Grambling	67 50												
219	H	Bethune-Cookman	88 39												
316	H	Albany (NY)	74 37												

Non-Div I Games:

South Fla.

Average RPI Win:	313	WON-LOST	WINNING	LAST 10	STRENGTH OF	OPP. STRENGTH	TEAM	ADJ.	CONF.	ADJ CONF.
Average RPI Loss:	146	RECORD	PCT. RANK	GAMES	SCHEDULE	OF SCHEDULE	RPI	RPI	RPI	RPI

DIV. I ONLY	3- 6	238	4-6	155	343	221	221	21	21
DIV. I NON-CONF.	3- 6	239	0- 1	155	342	222	222	21	21
<hr/>									
TOTALS	RPI 1-25	RPI 26-50	W-L RECORDS	RPI 51-100	RPI 101-150	RPI 150+			
3- 6	0- 1	0- 0	OVERALL	0- 0	0- 3	3- 2			
1- 1	0- 0	0- 0	HOME	0- 0	0- 0	1- 1			
2- 4	0- 1	0- 0	AWAY	0- 0	0- 2	2- 1			
0- 1	0- 0	0- 0	NEUTRAL	0- 0	0- 1	0- 0			
3- 6	0- 1	0- 0	NON-CONFERENCE	0- 0	0- 3	3- 2			
1- 1	0- 0	0- 0	HOME	0- 0	0- 0	1- 1			
2- 4	0- 1	0- 0	AWAY	0- 0	0- 2	2- 1			
0- 1	0- 0	0- 0	NEUTRAL	0- 0	0- 1	0- 0			
0- 0	0- 0	0- 0	CONFERENCE	0- 0	0- 0	0- 0			
0- 0	0- 0	0- 0	HOME	0- 0	0- 0	0- 0			
0- 0	0- 0	0- 0	AWAY	0- 0	0- 0	0- 0			
0- 0	0- 0	0- 0	NEUTRAL	0- 0	0- 0	0- 0			

RPI 1-25				RPI 26-50				RPI 51-100				RPI 101+ Team's RPI: 221			
RPI	S	Opponent	Score	RPI	S	Opponent	Score	RPI	S	Opponent	Score	RPI	S	Opponent	Score
13	A	Mississippi St.	53 88									131	A	Southern Ill.	40 60
												133	N	North Ala.	67 80
												141	A	Bradley	79 85
												179	H	Indiana St.	51 62
												262	H	Western Ill.	81 71
												281	A	Memphis	57 69
												330	A	NJIT	68 58
												347	A	Evansville	54 50
<hr/>															
LAST 12 Division I GAMES:															
281	A	Memphis	57 69	133	N	North Ala.	67 80	262	H	Western Ill.	81 71				
347	A	Evansville	54 50					131	A	Southern Ill.	40 60				
179	H	Indiana St.	51 62					141	A	Bradley	79 85				
330	A	NJIT	68 58					13	A	Mississippi St.	53 88				

Non-Div I Games: Ill.-Springfield 82 46

Southeast Mo. St.

Average RPI Win: 303 WON-LOST WINNING LAST 10
Average RPI Loss: 161 RECORD PCT. RANK GAMES STRENGTH OF OPP. STRENGTH TEAM ADJ. CONF. ADJ CONF.
SCHEDULE OF SCHEDULE RPI RPI RPI RPI

DIV. I ONLY	4- 5	190	5-5	244	326	205	205	23	23
DIV. I NON-CONF.	4- 5	190	0- 1	243	324	205	205	23	23
TOTALS	RPI 1-25	RPI 26-50	W-L RECORDS	RPI 51-100	RPI 101-150	RPI 150+			
4- 5	0- 0	0- 0	OVERALL	0- 1	0- 1	4- 3			
1- 1	0- 0	0- 0	HOME	0- 0	0- 0	1- 1			
3- 4	0- 0	0- 0	AWAY	0- 1	0- 1	3- 2			
0- 0	0- 0	0- 0	NEUTRAL	0- 0	0- 0	0- 0			
4- 5	0- 0	0- 0	NON-CONFERENCE	0- 1	0- 1	4- 3			
1- 1	0- 0	0- 0	HOME	0- 0	0- 0	1- 1			
3- 4	0- 0	0- 0	AWAY	0- 1	0- 1	3- 2			
0- 0	0- 0	0- 0	NEUTRAL	0- 0	0- 0	0- 0			
0- 0	0- 0	0- 0	CONFERENCE	0- 0	0- 0	0- 0			
0- 0	0- 0	0- 0	HOME	0- 0	0- 0	0- 0			
0- 0	0- 0	0- 0	AWAY	0- 0	0- 0	0- 0			
0- 0	0- 0	0- 0	NEUTRAL	0- 0	0- 0	0- 0			

RPI 1-25				RPI 26-50				RPI 51-100				RPI 101+				Team's RPI: 205	
RPI	S	Opponent	Score	RPI	S	Opponent	Score	RPI	S	Opponent	Score	RPI	S	Opponent	Score		
								84	A	LSU	52	72	101	A	Al abama	40	88
													158	A	Loui si ana Tech	53	72
													223	H	Southern Mi ss.	52	59
													231	A	SMU	63	62
													241	A	Al abama A&M	48	51
													311	A	Jackson St.	50	45
													319	H	La. -Monroe	49	42
													351	A	Al corn	77	59
LAST 12 Division I GAMES:																	
				223	H	Southern Mi ss.	52	59	84	A	LSU	52	72				
				319	H	La. -Monroe	49	42	351	A	Al corn	77	59				
				241	A	Al abama A&M	48	51	101	A	Al abama	40	88				
				158	A	Loui si ana Tech	53	72									
				311	A	Jackson St.	50	45									
				231	A	SMU	63	62									

Non-Div I Games: Mobile 70 57 Xavier (LA) 47 59

Southeastern La.

Average RPI Win:	183	WON-LOST	WINNING	LAST 10	STRENGTH OF	OPP. STRENGTH	TEAM	ADJ.	CONF.	ADJ CONF.
Average RPI Loss:	38	RECORD	PCT. RANK	GAMES	SCHEDULE	OF SCHEDULE	RPI	RPI	RPI	RPI
DIV. I ONLY	10- 1	17	9-1	213	87	39	39	2	2	
DIV. I NON-CONF.	10- 1	17	1- 0	212	87	38	38	2	2	

TOTALS	RPI 1-25	RPI 26-50	W-L RECORDS	RPI 51-100	RPI 101-150	RPI 150+				
10- 1	0- 0	0- 1	OVERALL	0- 0	5- 0	5- 0				
5- 0	0- 0	0- 0	HOME	0- 0	3- 0	2- 0				
4- 1	0- 0	0- 1	AWAY	0- 0	1- 0	3- 0				
1- 0	0- 0	0- 0	NEUTRAL	0- 0	1- 0	0- 0				
10- 1	0- 0	0- 1	NON-CONFERENCE	0- 0	5- 0	5- 0				
5- 0	0- 0	0- 0	HOME	0- 0	3- 0	2- 0				
4- 1	0- 0	0- 1	AWAY	0- 0	1- 0	3- 0				
1- 0	0- 0	0- 0	NEUTRAL	0- 0	1- 0	0- 0				
0- 0	0- 0	0- 0	CONFERENCE	0- 0	0- 0	0- 0				
0- 0	0- 0	0- 0	HOME	0- 0	0- 0	0- 0				
0- 0	0- 0	0- 0	AWAY	0- 0	0- 0	0- 0				
0- 0	0- 0	0- 0	NEUTRAL	0- 0	0- 0	0- 0				

RPI 1-25				RPI 26-50				Team's RPI: 39				RPI 51-100				RPI 101+			
RPI	S	Opponent	Score	RPI	S	Opponent	Score	RPI	S	Opponent	Score	RPI	S	Opponent	Score	RPI	S	Opponent	Score
				38	A	Texas A&M	51 71									102	H	Fresno St.	62 61
																128	N	Utah St.	55 46
																136	A	UT Arlington	73 61
																146	H	CSUN	58 42
																150	H	Santa Clara	77 46
																182	H	UC Riverside	73 55
																215	A	Nevada	72 51
																242	A	Long Beach St.	86 50
																250	A	UNLV	86 72
																279	H	UC Santa Barbara	82 39
LAST 12 Division I GAMES:																			
				102	H	Fresno St.	62 61					136	A	UT Arlington	73 61				
				215	A	Nevada	72 51					38	A	Texas A&M	51 71				
				128	N	Utah St.	55 46					146	H	CSUN	58 42				
				150	H	Santa Clara	77 46					250	A	UNLV	86 72				
				279	H	UC Santa Barbara	82 39					182	H	UC Riverside	73 55				
				242	A	Long Beach St.	86 50												

Non-Div I Games:

Southern California

Average RPI Win:	185	WON-LOST	WINNING	LAST 10	STRENGTH OF	OPP. STRENGTH	TEAM	ADJ.	CONF.	ADJ CONF.
Average RPI Loss:	122	RECORD	PCT. RANK	GAMES	SCHEDULE	OF SCHEDULE	RPI	RPI	RPI	RPI
DIV. I ONLY	7- 4	106	7-3	230	82	131	131	14	14	
DIV. I NON-CONF.	7- 4	104	1- 0	228	82	131	131	14	14	

TOTALS	RPI 1-25	RPI 26-50	W-L RECORDS	RPI 51-100	RPI 101-150	RPI 150+				
7- 4	0- 1	0- 0	OVERALL	1- 1	2- 0	4- 2				
5- 0	0- 0	0- 0	HOME	1- 0	1- 0	3- 0				
1- 3	0- 0	0- 0	AWAY	0- 1	0- 0	1- 2				
1- 1	0- 1	0- 0	NEUTRAL	0- 0	1- 0	0- 0				
7- 4	0- 1	0- 0	NON-CONFERENCE	1- 1	2- 0	4- 2				
5- 0	0- 0	0- 0	HOME	1- 0	1- 0	3- 0				
1- 3	0- 0	0- 0	AWAY	0- 1	0- 0	1- 2				
1- 1	0- 1	0- 0	NEUTRAL	0- 0	1- 0	0- 0				
0- 0	0- 0	0- 0	CONFERENCE	0- 0	0- 0	0- 0				
0- 0	0- 0	0- 0	HOME	0- 0	0- 0	0- 0				
0- 0	0- 0	0- 0	AWAY	0- 0	0- 0	0- 0				
0- 0	0- 0	0- 0	NEUTRAL	0- 0	0- 0	0- 0				

RPI	S	Opponent	Score	RPI	S	Opponent	Score	RPI	S	Opponent	Score	RPI	S	Opponent	Score	Team's RPI: 131
21	N	Arizona St.	38 82					80	H	IUPUI	78 73	111	H	Northern Ill.	82 73	
								83	A	UT Martin	94 95	117	N	Hartford	72 50	
												160	A	Western Ky.	76 83	
												208	H	Eastern Ill.	73 59	
												221	H	Southeast Mo. St.	60 40	
												224	A	Saint Louis	58 62	
												249	A	Murray St.	65 59	
												309	H	Marshall	58 49	

LAST 12 Division I GAMES:																
21	N	Arizona St.	38 82	80	H	IUPUI	78 73	249	A	Murray St.	65 59	208	H	Eastern Ill.	73 59	
117	N	Hartford	72 50					111	H	Northern Ill.	82 73	224	A	Saint Louis	58 62	
160	A	Western Ky.	76 83													
309	H	Marshall	58 49													
221	H	Southeast Mo. St.	60 40													
83	A	UT Martin	94 95													

Non-Div I Games:

Southern Ill.

Average RPI Win: 249

Average RPI Loss: 95

WON-LOST
RECORDWINNING
PCT. RANKLAST 10
GAMESSTRENGTH OF
SCHEDULEOPP. STRENGTH
OF SCHEDULETEAM
RPIADJ.
RPICONF.
RPIADJ CONF.
RPIDIV. I ONLY
DIV. I NON-CONF.

6- 4

119

6-4

291

191

223

223

15

15

6- 4

121

1- 0

291

189

224

224

17

17

TOTALS

RPI 1-25

RPI 26-50

W-L RECORDS

RPI 51-100

RPI 101-150

RPI 150+

6- 4

0- 1

0- 0

OVERALL

0- 1

1- 1

5- 1

5- 2

0- 1

0- 0

HOME

0- 0

1- 0

4- 1

1- 2

0- 0

0- 0

AWAY

0- 1

0- 1

1- 0

0- 0

0- 0

0- 0

NEUTRAL

0- 0

0- 0

0- 0

6- 4

0- 1

0- 0

NON-CONFERENCE

0- 1

1- 1

5- 1

5- 2

0- 1

0- 0

HOME

0- 0

1- 0

4- 1

1- 2

0- 0

0- 0

AWAY

0- 1

0- 1

1- 0

0- 0

0- 0

0- 0

NEUTRAL

0- 0

0- 0

0- 0

0- 0

0- 0

0- 0

CONFERENCE

0- 0

0- 0

0- 0

0- 0

0- 0

0- 0

HOME

0- 0

0- 0

0- 0

0- 0

0- 0

0- 0

AWAY

0- 0

0- 0

0- 0

0- 0

0- 0

0- 0

NEUTRAL

0- 0

0- 0

0- 0

RPI 1-25

RPI 26-50

RPI 51-100

RPI 101+

Team's RPI: 223

RPI	S	Opponent	Score
13	H	Mississippi St.	42 86

RPI	S	Opponent	Score
73	A	Tulane	54 71

RPI	S	Opponent	Score
73	A	Tulane	54 71

RPI	S	Opponent	Score
119	A	South Alabama	68 77
121	H	Grambling	68 47
173	H	Sam Houston St.	61 65
205	A	Southeastern La.	59 52
209	H	Samford	76 40
275	H	Mississippi Val.	67 60
335	H	Northwestern St.	69 54
351	H	Alcorn	66 47

LAST 12 Division I GAMES:

275	H	Mississippi Val.	67	60	205	A	Southeastern La.	59	52
209	H	Samford	76	40	13	H	Mississippi St.	42	86
119	A	South Alabama	68	77	351	H	Alcorn	66	47
121	H	Grambling	68	47	73	A	Tulane	54	71
					335	H	Northwestern St.	69	54
					173	H	Sam Houston St.	61	65

Non-Div I Games: William Carey 74 48 Blue Mountain (MS) 84 38

Southern Miss.

Average RPI	Win:	0	WON-LOST	WINNING	LAST 10	STRENGTH OF	OPP. STRENGTH	TEAM	ADJ.	CONF.	ADJ CONF.
Average RPI	Loss:	79	RECORD	PCT. RANK	GAMES	SCHEDULE	OF SCHEDULE	RPI	RPI	RPI	RPI
DIV. I ONLY		0- 7		335	2-8	1	311	122	122	26	26
DIV. I NON-CONF.		0- 7		334	0- 0	1	311	122	122	26	26

TOTALS	RPI 1-25		RPI 26-50		W-L RECORDS	RPI 51-100		RPI 101-150		RPI 150+	
0- 7	0- 3		0- 0		OVERALL	0- 1		0- 2		0- 1	
0- 1	0- 0		0- 0		HOME	0- 0		0- 1		0- 0	
0- 6	0- 3		0- 0		AWAY	0- 1		0- 1		0- 1	
0- 0	0- 0		0- 0		NEUTRAL	0- 0		0- 0		0- 0	
0- 7	0- 3		0- 0		NON-CONFERENCE	0- 1		0- 2		0- 1	
0- 1	0- 0		0- 0		HOME	0- 0		0- 1		0- 0	
0- 6	0- 3		0- 0		AWAY	0- 1		0- 1		0- 1	
0- 0	0- 0		0- 0		NEUTRAL	0- 0		0- 0		0- 0	
0- 0	0- 0		0- 0		CONFERENCE	0- 0		0- 0		0- 0	
0- 0	0- 0		0- 0		HOME	0- 0		0- 0		0- 0	
0- 0	0- 0		0- 0		AWAY	0- 0		0- 0		0- 0	
0- 0	0- 0		0- 0		NEUTRAL	0- 0		0- 0		0- 0	

RPI 1-25				RPI 26-50				RPI 51-100				RPI 101+ Team's RPI: 122			
RPI	S	Opponent	Score	RPI	S	Opponent	Score	RPI	S	Opponent	Score	RPI	S	Opponent	Score
10	A	Bayl or	49 94					82	A	TCU	40 69	112	A	Mi chi gan	35 76
18	A	Kentucky	41 91									119	H	South Al abama	49 53
21	A	Ari zona St.	47 69									193	A	Texas Tech	58 76

Average RPI Win:	168	WON-LOST	WINNING	LAST 10	STRENGTH OF	OPP. STRENGTH	TEAM	ADJ.	CONF.	ADJ CONF.
Average RPI Loss:	125	RECORD	PCT. RANK	GAMES	SCHEDULE	OF SCHEDULE	RPI	RPI	RPI	RPI
DIV. I ONLY	3- 6	238	3-6	71	214	195	195	11	11	
DIV. I NON-CONF.	3- 6	239	0- 1	72	212	195	195	11	11	
<hr/>										
TOTALS	RPI 1-25	RPI 26-50	W-L RECORDS	RPI 51-100	RPI 101-150	RPI 150+				
3- 6	0- 0	0- 0	OVERALL	1- 3	0- 1	2- 2				
3- 1	0- 0	0- 0	HOME	1- 0	0- 0	2- 1				
0- 5	0- 0	0- 0	AWAY	0- 3	0- 1	0- 1				
0- 0	0- 0	0- 0	NEUTRAL	0- 0	0- 0	0- 0				
3- 6	0- 0	0- 0	NON-CONFERENCE	1- 3	0- 1	2- 2				
3- 1	0- 0	0- 0	HOME	1- 0	0- 0	2- 1				
0- 5	0- 0	0- 0	AWAY	0- 3	0- 1	0- 1				
0- 0	0- 0	0- 0	NEUTRAL	0- 0	0- 0	0- 0				
0- 0	0- 0	0- 0	CONFERENCE	0- 0	0- 0	0- 0				
0- 0	0- 0	0- 0	HOME	0- 0	0- 0	0- 0				
0- 0	0- 0	0- 0	AWAY	0- 0	0- 0	0- 0				
0- 0	0- 0	0- 0	NEUTRAL	0- 0	0- 0	0- 0				

RPI 1-25				RPI 26-50				RPI 51-100				RPI 101+				Team's RPI: 195
RPI	S	Opponent	Score	RPI	S	Opponent	Score	RPI	S	Opponent	Score	RPI	S	Opponent	Score	
								53	H	BYU	67 64	126	A	Oral Roberts	59 64	
								78	A	Boise St.	53 88	168	H	Denver	70 71	
								96	A	UC Irvine	58 75	182	A	UC Riverside	50 56	
								97	A	UC Davis	45 68	183	H	San Diego	69 59	
												269	H	Utah Valley	60 59	
<hr/>																
LAST 12 Division I GAMES:																
				78	A	Boise St.	53 88	182	A	UC Riverside	50 56					
				168	H	Denver	70 71	96	A	UC Irvine	58 75					
				269	H	Utah Valley	60 59	183	H	San Diego	69 59					
				126	A	Oral Roberts	59 64									
				53	H	BYU	67 64									
				97	A	UC Davis	45 68									

Non-Div I Games:

Southern Utah

Average RPI Win:

302

Average RPI Loss:

130

WON-LOST
RECORDWINNING
PCT. RANKLAST 10
GAMESSTRENGTH OF
SCHEDULEOPP. STRENGTH
OF SCHEDULETEAM
RPIADJ.
RPICONF.
RPIADJ CONF.
RPIDIV. I ONLY
DIV. I NON-CONF.3- 9
3- 9270
2702-8
0- 170
71321
321226
227226
22717
1817
18

TOTALS

RPI 1-25

RPI 26-50

W-L RECORDS

RPI 51-100

RPI 101-150

RPI 150+

3- 9

0- 0

0- 1

OVERALL

0- 2

0- 3

3- 3

2- 3

0- 0

0- 1

HOME

0- 0

0- 1

2- 1

1- 5

0- 0

0- 0

AWAY

0- 1

0- 2

1- 2

0- 1

0- 0

0- 0

NEUTRAL

0- 1

0- 0

0- 0

3- 9

0- 0

0- 1

NON-CONFERENCE

0- 2

0- 3

3- 3

2- 3

0- 0

0- 1

HOME

0- 0

0- 1

2- 1

1- 5

0- 0

0- 0

AWAY

0- 1

0- 2

1- 2

0- 1

0- 0

0- 0

NEUTRAL

0- 1

0- 0

0- 0

0- 0

0- 0

0- 0

CONFERENCE

0- 0

0- 0

0- 0

0- 0

0- 0

0- 0

HOME

0- 0

0- 0

0- 0

0- 0

0- 0

0- 0

AWAY

0- 0

0- 0

0- 0

0- 0

0- 0

0- 0

NEUTRAL

0- 0

0- 0

0- 0

RPI 1-25

RPI S Opponent Score

RPI 26-50

RPI S Opponent Score

47 H Bucknel l 46 77

RPI 51-100

RPI S Opponent Score

66 A Buffal o 43 90

72 N Ohi o 53 70

RPI 101+

Team's RPI: 226

RPI S Opponent Score

106 A Penn St. 65 80

142 H Kent St. 64 76

149 A Georgi a 40 67

168 A Denver 62 76

200 A Akron 58 67

222 H Hofstra 59 67

288 A Ni agara 76 48

294 H Si ena 74 58

324 H Cani si us 100 94

LAST 12 Division I GAMES:

200 A Akron 58 67

47 H Bucknel l 46 77

168 A Denver 62 76

72 N Ohi o 53 70

222 H Hofstra 59 67

324 H Cani si us 100 94

66 A Buffal o 43 90

142 H Kent St. 64 76

106 A Penn St. 65 80

294 H Si ena 74 58

149 A Georgi a 40 67

288 A Ni agara 76 48

Average RPI Win:	288	WON-LOST	WINNING	LAST 10	STRENGTH OF	OPP. STRENGTH	TEAM	ADJ.	CONF.	ADJ CONF.
Average RPI Loss:	228	RECORD	PCT. RANK	GAMES	SCHEDULE	OF SCHEDULE	RPI	RPI	RPI	RPI
DIV. I ONLY	5- 5	157	5-5	337	288	299	299	31	31	
DIV. I NON-CONF.	5- 5	157	0- 1	337	288	298	298	31	31	

TOTALS	RPI 1-25	RPI 26-50	W-L RECORDS	RPI 51-100	RPI 101-150	RPI 150+				
5- 5	0- 0	0- 0	OVERALL	0- 1	0- 1	5- 3				
2- 2	0- 0	0- 0	HOME	0- 1	0- 0	2- 1				
2- 2	0- 0	0- 0	AWAY	0- 0	0- 1	2- 1				
1- 1	0- 0	0- 0	NEUTRAL	0- 0	0- 0	1- 1				
5- 5	0- 0	0- 0	NON-CONFERENCE	0- 1	0- 1	5- 3				
2- 2	0- 0	0- 0	HOME	0- 1	0- 0	2- 1				
2- 2	0- 0	0- 0	AWAY	0- 0	0- 1	2- 1				
1- 1	0- 0	0- 0	NEUTRAL	0- 0	0- 0	1- 1				
0- 0	0- 0	0- 0	CONFERENCE	0- 0	0- 0	0- 0				
0- 0	0- 0	0- 0	HOME	0- 0	0- 0	0- 0				
0- 0	0- 0	0- 0	AWAY	0- 0	0- 0	0- 0				
0- 0	0- 0	0- 0	NEUTRAL	0- 0	0- 0	0- 0				

RPI 1-25				RPI 26-50				RPI 51-100				RPI 101+				Team's RPI: 299
RPI	S	Opponent	Score	RPI	S	Opponent	Score	RPI	S	Opponent	Score	RPI	S	Opponent	Score	
								87	H	Princeton	64	83				
												108	A	Seton Hall	77	100
												199	A	Morehead St.	101	94
												284	H	Saint Peter's	74	70
												290	A	Loyola Maryland	75	70
												307	N	Valparaiso	76	78
												316	H	Albany (NY)	60	67
												320	A	Army West Point	57	69
												326	N	Chicago St.	110	73
												339	H	Manhattan	73	65
LAST 12 Division I GAMES:																
320	A	Army West Point	57	69	87	H	Princeton	64	83	316	H	Albany (NY)	60	67		
108	A	Seton Hall	77	100	284	H	Saint Peter's	74	70	290	A	Loyola Maryland	75	70		
199	A	Morehead St.	101	94												
307	N	Valparaiso	76	78												
326	N	Chicago St.	110	73												
339	H	Manhattan	73	65												

Non-Div I Games: Mercy 102 51

St. Francis Brooklyn

Average RPI	Win:	230	WON-LOST	WINNING	LAST 10	STRENGTH OF	OPP. STRENGTH	TEAM	ADJ.	CONF.	ADJ CONF.
Average RPI	Loss:	44	RECORD	PCT. RANK	GAMES	SCHEDULE	OF SCHEDULE	RPI	RPI	RPI	RPI
DIV. I ONLY		7- 4		106	6-4	115	108	70	70	4	4
DIV. I NON-CONF.		7- 4		104	0- 1	114	109	69	69	3	3

TOTALS	RPI 1-25		RPI 26-50		W-L RECORDS	RPI 51-100		RPI 101-150		RPI 150+	
7- 4	0- 2		0- 0		OVERALL	1- 2		1- 0		5- 0	
2- 1	0- 1		0- 0		HOME	0- 0		1- 0		1- 0	
3- 2	0- 0		0- 0		AWAY	0- 2		0- 0		3- 0	
2- 1	0- 1		0- 0		NEUTRAL	1- 0		0- 0		1- 0	
7- 4	0- 2		0- 0		NON-CONFERENCE	1- 2		1- 0		5- 0	
2- 1	0- 1		0- 0		HOME	0- 0		1- 0		1- 0	
3- 2	0- 0		0- 0		AWAY	0- 2		0- 0		3- 0	
2- 1	0- 1		0- 0		NEUTRAL	1- 0		0- 0		1- 0	
0- 0	0- 0		0- 0		CONFERENCE	0- 0		0- 0		0- 0	
0- 0	0- 0		0- 0		HOME	0- 0		0- 0		0- 0	
0- 0	0- 0		0- 0		AWAY	0- 0		0- 0		0- 0	
0- 0	0- 0		0- 0		NEUTRAL	0- 0		0- 0		0- 0	

RPI 1-25				RPI 26-50				RPI 51-100 Team's RPI: 70				RPI 101+			
RPI	S	Opponent	Score	RPI	S	Opponent	Score	RPI	S	Opponent	Score	RPI	S	Opponent	Score
2	N	UConn	55 65					61	A	Wake Forest	59 64	116	H	Yale	56 52
23	H	Florida St.	53 57					67	N	Purdue	68 62	252	A	La Salle	83 57
								91	A	James Madison	51 64	254	N	Ole Miss	64 59
												259	A	Iona	61 35
												320	A	Army West Point	60 49
												341	H	Delaware St.	82 44

LAST 12 Division I GAMES:															
254	N	Ole Miss	64 59	91	A	James Madison	51 64	252	A	La Salle	83 57				
2	N	UConn	55 65	67	N	Purdue	68 62	23	H	Florida St.	53 57				
320	A	Army West Point	60 49	116	H	Yale	56 52	61	A	Wake Forest	59 64				
259	A	Iona	61 35	341	H	Delaware St.	82 44								

Non-Div I Games:

St. John's (NY)

Average RPI Win: 130

Average RPI Loss: 16

WON-LOST
RECORDWINNING
PCT. RANKLAST 10
GAMESSTRENGTH OF
SCHEDULEOPP. STRENGTH
OF SCHEDULETEAM
RPIADJ.
RPICONF.
RPIADJ CONF.
RPIDIV. I ONLY
DIV. I NON-CONF.9- 1
9- 127
279-1
1- 015
16130
1284
44
42
22
2

TOTALS

RPI 1-25

RPI 26-50

W-L RECORDS

RPI 51-100

RPI 101-150

RPI 150+

9- 1 1- 1
4- 0 1- 0
3- 1 0- 1
2- 0 0- 01- 0
0- 0
1- 0
0- 0OVERALL
HOME
AWAY
NEUTRAL2- 0
1- 0
1- 0
0- 02- 0
1- 0
0- 0
1- 03- 0
1- 0
1- 0
1- 09- 1 1- 1
4- 0 1- 0
3- 1 0- 1
2- 0 0- 01- 0
0- 0
1- 0
0- 0NON-CONFERENCE
HOME
AWAY
NEUTRAL2- 0
1- 0
1- 0
0- 02- 0
1- 0
0- 0
1- 03- 0
1- 0
1- 0
1- 00- 0 0- 0
0- 0 0- 0
0- 0 0- 0
0- 0 0- 00- 0
0- 0
0- 0
0- 0CONFERENCE
HOME
AWAY
NEUTRAL0- 0
0- 0
0- 0
0- 00- 0
0- 0
0- 0
0- 00- 0
0- 0
0- 0
0- 0

RPI 1-25 Team's RPI: 4

RPI	S	Opponent	Score
10	H	Baylor	68 63
16	A	Gonzaga	73 79

RPI 26-50

RPI	S	Opponent	Score
33	A	Tennessee	95 85

RPI 51-100

RPI	S	Opponent	Score
66	A	Buffalo	62 55
97	H	UC Davis	71 43

RPI 101+

RPI	S	Opponent	Score
115	N	FGCU	88 65
137	H	Idaho	115 71
180	N	American	71 49
265	A	Hawaii	81 59
268	H	San Francisco	96 62

LAST 12 Division I GAMES:

66	A	Buffalo	62 55	33	A	Tennessee	95 85
268	H	San Francisco	96 62	10	H	Baylor	68 63
137	H	Idaho	115 71	16	A	Gonzaga	73 79
97	H	UC Davis	71 43	265	A	Hawaii	81 59
				180	N	American	71 49
				115	N	FGCU	88 65

Stanford

Stanford

Non-Div I Games:

Stanford

Average RPI Win: 280

Average RPI Loss: 92

WON-LOST
RECORDWINNING
PCT. RANKLAST 10
GAMESSTRENGTH OF
SCHEDULEOPP. STRENGTH
OF SCHEDULETEAM
RPIADJ.
RPICONF.
RPIADJ CONF.
RPIDIV. I ONLY
DIV. I NON-CONF.3- 8
3- 8264
2644-6
1- 0112
111156
155243
243243
24327
2727
27

TOTALS

RPI 1-25

RPI 26-50

W-L RECORDS

RPI 51-100

RPI 101-150

RPI 150+

3- 8

0- 1

0- 1

OVERALL

0- 3

0- 1

3- 2

3- 1

0- 1

0- 0

HOME

0- 0

0- 0

3- 0

0- 4

0- 0

0- 1

AWAY

0- 1

0- 1

0- 1

0- 3

0- 0

0- 0

NEUTRAL

0- 2

0- 0

0- 1

3- 8

0- 1

0- 1

NON-CONFERENCE

0- 3

0- 1

3- 2

3- 1

0- 1

0- 0

HOME

0- 0

0- 0

3- 0

0- 4

0- 0

0- 1

AWAY

0- 1

0- 1

0- 1

0- 3

0- 0

0- 0

NEUTRAL

0- 2

0- 0

0- 1

0- 0

0- 0

0- 0

CONFERENCE

0- 0

0- 0

0- 0

0- 0

0- 0

0- 0

HOME

0- 0

0- 0

0- 0

0- 0

0- 0

0- 0

AWAY

0- 0

0- 0

0- 0

0- 0

0- 0

0- 0

NEUTRAL

0- 0

0- 0

0- 0

RPI 1-25

RPI 26-50

RPI 51-100

RPI 101+

Team's RPI: 243

RPI	S	Opponent	Score
19	H	UCF	55 78

RPI	S	Opponent	Score
33	A	Tennessee	55 65

RPI	S	Opponent	Score
56	A	Texas	46 65
64	N	Wright St.	44 57
75	N	Marist	69 76

RPI	S	Opponent	Score
101	A	Alabama	47 59
166	A	Tulsa	54 55
185	H	North Dakota	74 63
222	N	Hofstra	50 53
327	H	North Dakota St.	60 59
329	H	Florida A&M	69 44

LAST 12 Division I GAMES:

327	H	North Dakota St.	60	59	56	A	Texas	46	65
329	H	Florida A&M	69	44	33	A	Tennessee	55	65
185	H	North Dakota	74	63	101	A	Alabama	47	59
19	H	UCF	55	78	222	N	Hofstra	50	53
166	A	Tulsa	54	55	64	N	Wright St.	44	57
					75	N	Marist	69	76

Non-Div I Games:

Webber Int'l

80 52

Stetson

Average RPI Win:	252	WON-LOST	WINNING	LAST 10	STRENGTH OF	OPP. STRENGTH	TEAM	ADJ.	CONF.	ADJ CONF.
Average RPI Loss:	61	RECORD	PCT. RANK	GAMES	SCHEDULE	OF SCHEDULE	RPI	RPI	RPI	RPI
DIV. I ONLY	9- 2	41	9-1	296	197	107	107	24	24	
DIV. I NON-CONF.	9- 2	41	0- 1	296	196	109	109	24	24	

TOTALS	RPI 1-25	RPI 26-50	W-L RECORDS	RPI 51-100	RPI 101-150	RPI 150+				
9- 2	0- 0	0- 0	OVERALL	0- 2	1- 0	8- 0				
5- 0	0- 0	0- 0	HOME	0- 0	0- 0	5- 0				
4- 2	0- 0	0- 0	AWAY	0- 2	1- 0	3- 0				
0- 0	0- 0	0- 0	NEUTRAL	0- 0	0- 0	0- 0				
9- 2	0- 0	0- 0	NON-CONFERENCE	0- 2	1- 0	8- 0				
5- 0	0- 0	0- 0	HOME	0- 0	0- 0	5- 0				
4- 2	0- 0	0- 0	AWAY	0- 2	1- 0	3- 0				
0- 0	0- 0	0- 0	NEUTRAL	0- 0	0- 0	0- 0				
0- 0	0- 0	0- 0	CONFERENCE	0- 0	0- 0	0- 0				
0- 0	0- 0	0- 0	HOME	0- 0	0- 0	0- 0				
0- 0	0- 0	0- 0	AWAY	0- 0	0- 0	0- 0				
0- 0	0- 0	0- 0	NEUTRAL	0- 0	0- 0	0- 0				

RPI 1-25				RPI 26-50				RPI 51-100				RPI 101+				Team's RPI: 107
RPI	S	Opponent	Score	RPI	S	Opponent	Score	RPI	S	Opponent	Score	RPI	S	Opponent	Score	
								51	A	Rutgers	47 61	106	A	Penn St.	81 70	
								71	A	Tol edo	48 80	202	H	Cornell	63 61	
												222	H	Hofstra	77 49	
												225	H	Ga. Southern	72 43	
												234	A	Sacred Heart	73 58	
												259	A	Iona	53 51	
												337	H	Wagner	70 45	
												339	A	Manhattan	79 48	
												346	H	Fai r l e i g h Di c k i n s o n	63 49	

LAST 12 Division I GAMES:																
				71	A	Tol edo	48 80	234	A	Sacred Heart	73 58					
				337	H	Wagner	70 45	202	H	Cornell	63 61					
				259	A	Iona	53 51	106	A	Penn St.	81 70					
				346	H	Fai r l e i g h Di c k i n s o n	63 49	225	H	Ga. Southern	72 43					
				51	A	Rutgers	47 61	339	A	Manhattan	79 48					
								222	H	Hofstra	77 49					

Non-Div I Games: SUNY New Paltz 87 50

Stony Brook

Average RPI	Win: 117	WON-LOST	WINNING	LAST 10	STRENGTH OF	OPP. STRENGTH	TEAM	ADJ.	CONF.	ADJ CONF.
Average RPI	Loss: 13	RECORD	PCT. RANK	GAMES	SCHEDULE	OF SCHEDULE	RPI	RPI	RPI	RPI
DIV. I ONLY	11- 2	35	9-1	11	96	6	6	1	1	
DIV. I NON-CONF.	11- 2	35	1- 0	13	97	6	6	1	1	

TOTALS	RPI 1-25	RPI 26-50	W-L RECORDS	RPI 51-100	RPI 101-150	RPI 150+				
11- 2	1- 2	3- 0	OVERALL	2- 0	1- 0	4- 0				
6- 0	0- 0	2- 0	HOME	0- 0	0- 0	4- 0				
0- 2	0- 2	0- 0	AWAY	0- 0	0- 0	0- 0				
5- 0	1- 0	1- 0	NEUTRAL	2- 0	1- 0	0- 0				
11- 2	1- 2	3- 0	NON-CONFERENCE	2- 0	1- 0	4- 0				
6- 0	0- 0	2- 0	HOME	0- 0	0- 0	4- 0				
0- 2	0- 2	0- 0	AWAY	0- 0	0- 0	0- 0				
5- 0	1- 0	1- 0	NEUTRAL	2- 0	1- 0	0- 0				
0- 0	0- 0	0- 0	CONFERENCE	0- 0	0- 0	0- 0				
0- 0	0- 0	0- 0	HOME	0- 0	0- 0	0- 0				
0- 0	0- 0	0- 0	AWAY	0- 0	0- 0	0- 0				
0- 0	0- 0	0- 0	NEUTRAL	0- 0	0- 0	0- 0				

RPI	S	Opponent	Score	RPI	S	Opponent	Score	RPI	S	Opponent	Score	RPI	S	Opponent	Score
3	A	Oregon	73 75	38	H	Texas A&M	75 65	69	N	Kansas St.	70 61	104	N	Duquesne	87 71
19	N	UCF	57 52	42	N	DePaul	83 81	87	N	Princeton	92 61	157	H	Towson	98 55
22	A	Minnesota	68 72	47	H	Bucknell I	70 56					185	H	North Dakota	85 49
												251	H	UMES	96 51
												288	H	Niagara	94 45

LAST 12 Division I GAMES:															
19	N	UCF	57 52	22	A	Minnesota	68 72	42	N	DePaul	83 81	87	N	Princeton	92 61
104	N	Duquesne	87 71	47	H	Bucknell I	70 56	69	N	Kansas St.	70 61	157	H	Towson	98 55
288	H	Niagara	94 45	38	H	Texas A&M	75 65					185	H	North Dakota	85 49
251	H	UMES	96 51									251	H	UMES	96 51
157	H	Towson	98 55									288	H	Niagara	94 45
3	A	Oregon	73 75												

Non-Div I Games:

Syracuse

TCUTCU

TCU

Average RPI Win:	294	WON-LOST	WINNING	LAST 10	STRENGTH OF	OPP. STRENGTH	TEAM	ADJ.	CONF.	ADJ CONF.
Average RPI Loss:	84	RECORD	PCT. RANK	GAMES	SCHEDULE	OF SCHEDULE	RPI	RPI	RPI	RPI
DIV. I ONLY	3- 7	252	3-7	165	90	212	212	8	8	
DIV. I NON-CONF.	3- 7	252	0- 1	166	91	212	212	8	8	

TOTALS	RPI 1-25	RPI 26-50	W-L RECORDS	RPI 51-100	RPI 101-150	RPI 150+				
3- 7	0- 1	0- 2	OVERALL	0- 3	0- 0	3- 1				
2- 0	0- 0	0- 0	HOME	0- 0	0- 0	2- 0				
1- 6	0- 1	0- 2	AWAY	0- 2	0- 0	1- 1				
0- 1	0- 0	0- 0	NEUTRAL	0- 1	0- 0	0- 0				
3- 7	0- 1	0- 2	NON-CONFERENCE	0- 3	0- 0	3- 1				
2- 0	0- 0	0- 0	HOME	0- 0	0- 0	2- 0				
1- 6	0- 1	0- 2	AWAY	0- 2	0- 0	1- 1				
0- 1	0- 0	0- 0	NEUTRAL	0- 1	0- 0	0- 0				
0- 0	0- 0	0- 0	CONFERENCE	0- 0	0- 0	0- 0				
0- 0	0- 0	0- 0	HOME	0- 0	0- 0	0- 0				
0- 0	0- 0	0- 0	AWAY	0- 0	0- 0	0- 0				
0- 0	0- 0	0- 0	NEUTRAL	0- 0	0- 0	0- 0				

RPI 1-25				RPI 26-50				RPI 51-100				RPI 101+ Team's RPI : 212			
RPI	S	Opponent	Score	RPI	S	Opponent	Score	RPI	S	Opponent	Score	RPI	S	Opponent	Score
25	A	Miami (FL)	61 73	28	A	Villanova	68 76	63	A	South Carolina	60 88	254	A	Ole Miss	55 62
				42	A	DePaul	88 102	75	A	Marist	68 74	259	H	Iona	59 39
								99	N	Radford	50 56	282	A	Saint Joseph's	58 52
												341	H	Delaware St.	75 61
LAST 12 Division I GAMES:															
				28	A	Villanova	68 76	63	A	South Carolina	60 88				
				259	H	Iona	59 39	254	A	Ole Miss	55 62				
				42	A	DePaul	88 102	282	A	Saint Joseph's	58 52				
				25	A	Miami (FL)	61 73	341	H	Delaware St.	75 61				
				99	N	Radford	50 56								
				75	A	Marist	68 74								

Non-Div I Games:

Temple

Average RPI Win:	198	WON-LOST	WINNING	LAST 10	STRENGTH OF	OPP. STRENGTH	TEAM	ADJ.	CONF.	ADJ CONF.
Average RPI Loss:	4	RECORD	PCT. RANK	GAMES	SCHEDULE	OF SCHEDULE	RPI	RPI	RPI	RPI
DIV. I ONLY	10- 1	17	9-1	110	138	33	33	6	6	
DIV. I NON-CONF.	10- 1	17	1- 0	109	138	32	32	6	6	

TOTALS	RPI 1-25	RPI 26-50	W-L RECORDS	RPI 51-100	RPI 101-150	RPI 150+				
10- 1	0- 1	0- 0	OVERALL	2- 0	2- 0	6- 0				
6- 1	0- 1	0- 0	HOME	0- 0	0- 0	6- 0				
2- 0	0- 0	0- 0	AWAY	1- 0	1- 0	0- 0				
2- 0	0- 0	0- 0	NEUTRAL	1- 0	1- 0	0- 0				
10- 1	0- 1	0- 0	NON-CONFERENCE	2- 0	2- 0	6- 0				
6- 1	0- 1	0- 0	HOME	0- 0	0- 0	6- 0				
2- 0	0- 0	0- 0	AWAY	1- 0	1- 0	0- 0				
2- 0	0- 0	0- 0	NEUTRAL	1- 0	1- 0	0- 0				
0- 0	0- 0	0- 0	CONFERENCE	0- 0	0- 0	0- 0				
0- 0	0- 0	0- 0	HOME	0- 0	0- 0	0- 0				
0- 0	0- 0	0- 0	AWAY	0- 0	0- 0	0- 0				
0- 0	0- 0	0- 0	NEUTRAL	0- 0	0- 0	0- 0				

RPI	S	Opponent	Score	RPI	S	Opponent	Score	Team's RPI: 33	RPI	S	Opponent	Score	RPI	S	Opponent	Score
4	H	Stanford	85 95						56	A	Texas	88 82	109	A	Oklahoma St.	76 63
									92	N	Clemson	78 66	140	N	UAB	73 69
													175	H	UNC Asheville	73 46
													243	H	Stetson	65 55
													249	H	Murray St.	98 77
													276	H	ETSU	80 61
													310	H	Presbyteria n	97 49
													329	H	Florida A&M	96 31
LAST 12 Division I GAMES:																
4	H	Stanford	85 95	140	N	UAB	73 69									
56	A	Texas	88 82	249	H	Murray St.	98 77									
243	H	Stetson	65 55	276	H	ETSU	80 61									
109	A	Oklahoma St.	76 63	175	H	UNC Asheville	73 46									
92	N	Clemson	78 66	310	H	Presbyteria n	97 49									
329	H	Florida A&M	96 31													

Non-Div I Games:

Tennessee

Average RPI Win:	0	WON-LOST	WINNING	LAST 10	STRENGTH OF	OPP. STRENGTH	TEAM	ADJ.	CONF.	ADJ CONF.
Average RPI Loss:	164	RECORD	PCT. RANK	GAMES	SCHEDULE	OF SCHEDULE	RPI	RPI	RPI	RPI
DIV. I ONLY	0- 12	335	0-10	73	265	301	301	21	21	
DIV. I NON-CONF.	0- 12	334	0- 1	74	263	300	300	21	21	
<hr/>										
TOTALS	RPI 1-25	RPI 26-50	W-L RECORDS	RPI 51-100	RPI 101-150	RPI 150+				
0- 12	0- 1	0- 2	OVERALL	0- 0	0- 2	0- 7				
0- 1	0- 0	0- 0	HOME	0- 0	0- 1	0- 0				
0- 8	0- 1	0- 1	AWAY	0- 0	0- 0	0- 6				
0- 3	0- 0	0- 1	NEUTRAL	0- 0	0- 1	0- 1				
0- 12	0- 1	0- 2	NON-CONFERENCE	0- 0	0- 2	0- 7				
0- 1	0- 0	0- 0	HOME	0- 0	0- 1	0- 0				
0- 8	0- 1	0- 1	AWAY	0- 0	0- 0	0- 6				
0- 3	0- 0	0- 1	NEUTRAL	0- 0	0- 1	0- 1				
0- 0	0- 0	0- 0	CONFERENCE	0- 0	0- 0	0- 0				
0- 0	0- 0	0- 0	HOME	0- 0	0- 0	0- 0				
0- 0	0- 0	0- 0	AWAY	0- 0	0- 0	0- 0				
0- 0	0- 0	0- 0	NEUTRAL	0- 0	0- 0	0- 0				

RPI 1-25				RPI 26-50				RPI 51-100				RPI 101+				Team's RPI: 301
RPI	S	Opponent	Score	RPI	S	Opponent	Score	RPI	S	Opponent	Score	RPI	S	Opponent	Score	
8	A	Louisville	52 107	42	A	DePaul	73 95					119	H	South Alabama	56 78	
				50	N	Arkansas	55 79					123	N	Pittsburgh	56 78	
												156	N	Wisconsin	53 58	
												174	A	Vanderbilt	63 89	
												178	A	Troy	67 92	
												241	A	Alabama A&M	57 67	
												246	A	Ball St.	51 90	
												309	A	Marshall	59 80	
												318	A	Lipscomb	62 64	
<hr/>																
LAST 12 Division I GAMES:																
119	H	South Alabama	56 78	246	A	Ball St.	51 90									
123	N	Pittsburgh	56 78	42	A	DePaul	73 95									
156	N	Wisconsin	53 58	309	A	Marshall	59 80									
50	N	Arkansas	55 79	8	A	Louisville	52 107									
174	A	Vanderbilt	63 89	241	A	Alabama A&M	57 67									
178	A	Troy	67 92	318	A	Lipscomb	62 64									

Non-Div I Games:

Tennessee St.

Average RPI Win:	235	WON-LOST	WINNING	LAST 10	STRENGTH OF	OPP. STRENGTH	TEAM	ADJ.	CONF.	ADJ CONF.
Average RPI Loss:	55	RECORD	PCT. RANK	GAMES	SCHEDULE	OF SCHEDULE	RPI	RPI	RPI	RPI
DIV. I ONLY	6- 3	95	7-3	169	172	89	89	21	21	
DIV. I NON-CONF.	6- 3	95	1- 0	170	171	88	88	21	21	

TOTALS	RPI 1-25	RPI 26-50	W-L RECORDS	RPI 51-100	RPI 101-150	RPI 150+				
6- 3	0- 1	1- 1	OVERALL	0- 1	0- 0	5- 0				
3- 0	0- 0	1- 0	HOME	0- 0	0- 0	2- 0				
3- 2	0- 0	0- 1	AWAY	0- 1	0- 0	3- 0				
0- 1	0- 1	0- 0	NEUTRAL	0- 0	0- 0	0- 0				
6- 3	0- 1	1- 1	NON-CONFERENCE	0- 1	0- 0	5- 0				
3- 0	0- 0	1- 0	HOME	0- 0	0- 0	2- 0				
3- 2	0- 0	0- 1	AWAY	0- 1	0- 0	3- 0				
0- 1	0- 1	0- 0	NEUTRAL	0- 0	0- 0	0- 0				
0- 0	0- 0	0- 0	CONFERENCE	0- 0	0- 0	0- 0				
0- 0	0- 0	0- 0	HOME	0- 0	0- 0	0- 0				
0- 0	0- 0	0- 0	AWAY	0- 0	0- 0	0- 0				
0- 0	0- 0	0- 0	NEUTRAL	0- 0	0- 0	0- 0				

RPI 1-25				RPI 26-50				RPI 51-100 Team's RPI: 89				RPI 101+			
RPI	S	Opponent	Score	RPI	S	Opponent	Score	RPI	S	Opponent	Score	RPI	S	Opponent	Score
24	N	Old Dominion	73 80	49	H	Middle Tenn.	68 64	90	A	Xavier	60 70	175	H	UNC Asheville	60 53
				50	A	Arkansas	42 65					232	A	Wichita St.	55 45
												289	H	Western Caro.	77 58
												318	A	Lipscomb	67 52
												349	A	Charleston So.	77 55

LAST 12 Division I GAMES:															
24	N	Old Dominion	73 80	318	A	Lipscomb	67 52	175	H	UNC Asheville	60 53				
349	A	Charleston So.	77 55	50	A	Arkansas	42 65	232	A	Wichita St.	55 45				
289	H	Western Caro.	77 58												
49	H	Middle Tenn.	68 64												
90	A	Xavier	60 70												

Non-Div I Games: Cumberland (TN) 88 55

Tennessee Tech

Average RPI Win: **206**
 Average RPI Loss: **23**

WON-LOST
RECORD

WINNING
PCT. RANK

LAST 10
GAMES

STRENGTH OF
SCHEDULE

OPP. STRENGTH
OF SCHEDULE

TEAM
RPI

ADJ.
RPI

CONF.
RPI

ADJ CONF.
RPI

DIV. I ONLY	9- 2	41	8-2	123	161	56	56	5	5
DIV. I NON-CONF.	9- 2	41	2- 0	123	160	55	55	5	5
TOTALS	RPI 1-25	RPI 26-50	W-L RECORDS	RPI 51-100	RPI 101-150	RPI 150+			
9- 2	0- 1	0- 1	OVERALL	1- 0	3- 0	5- 0			
4- 2	0- 1	0- 1	HOME	0- 0	1- 0	3- 0			
2- 0	0- 0	0- 0	AWAY	0- 0	0- 0	2- 0			
3- 0	0- 0	0- 0	NEUTRAL	1- 0	2- 0	0- 0			
9- 2	0- 1	0- 1	NON-CONFERENCE	1- 0	3- 0	5- 0			
4- 2	0- 1	0- 1	HOME	0- 0	1- 0	3- 0			
2- 0	0- 0	0- 0	AWAY	0- 0	0- 0	2- 0			
3- 0	0- 0	0- 0	NEUTRAL	1- 0	2- 0	0- 0			
0- 0	0- 0	0- 0	CONFERENCE	0- 0	0- 0	0- 0			
0- 0	0- 0	0- 0	HOME	0- 0	0- 0	0- 0			
0- 0	0- 0	0- 0	AWAY	0- 0	0- 0	0- 0			
0- 0	0- 0	0- 0	NEUTRAL	0- 0	0- 0	0- 0			

RPI	S	Opponent	Score	RPI	S	Opponent	Score	RPI	S	Opponent	Score	RPI	S	Opponent	Score
13	H	Mississippi St.	49 67	33	H	Tennessee	82 88	57	N	Quinnipiac	56 55	104	H	Duquesne	78 41
												112	N	Michigan	69 52
												144	N	Fordham	72 54
												243	H	Stetson	65 46
												256	A	North Texas	64 54
												286	H	UTSA	98 54
												321	H	McNeese	96 40
												328	A	UTRGV	81 66
LAST 12 Division I GAMES:															
144	N	Fordham	72 54	112	N	Michigan	69 52	328	A	UTRGV	81 66	243	H	Stetson	65 46
57	N	Quinnipiac	56 55	328	A	UTRGV	81 66	243	H	Stetson	65 46	33	H	Tennessee	82 88
321	H	McNeese	96 40	243	H	Stetson	65 46	33	H	Tennessee	82 88	13	H	Mississippi St.	49 67
256	A	North Texas	64 54	33	H	Tennessee	82 88	13	H	Mississippi St.	49 67	286	H	UTSA	98 54
104	H	Duquesne	78 41	13	H	Mississippi St.	49 67	286	H	UTSA	98 54				

Non-Div I Games:

Texas

Average RPI	Win: 152	WON-LOST	WINNING	LAST 10	STRENGTH OF	OPP. STRENGTH	TEAM	ADJ.	CONF.	ADJ CONF.
Average RPI	Loss: 18	RECORD	PCT. RANK	GAMES	SCHEDULE	OF SCHEDULE	RPI	RPI	RPI	RPI
DIV. I ONLY	10- 2	36	8-2	135	41	38	38	6	6	
DIV. I NON-CONF.	10- 2	36	1- 0	137	41	37	37	6	6	

TOTALS	RPI 1-25	RPI 26-50	W-L RECORDS	RPI 51-100	RPI 101-150	RPI 150+				
10- 2	0- 1	1- 1	OVERALL	2- 0	2- 0	5- 0				
6- 1	0- 0	1- 1	HOME	1- 0	0- 0	4- 0				
2- 1	0- 1	0- 0	AWAY	0- 0	2- 0	0- 0				
2- 0	0- 0	0- 0	NEUTRAL	1- 0	0- 0	1- 0				
10- 2	0- 1	1- 1	NON-CONFERENCE	2- 0	2- 0	5- 0				
6- 1	0- 0	1- 1	HOME	1- 0	0- 0	4- 0				
2- 1	0- 1	0- 0	AWAY	0- 0	2- 0	0- 0				
2- 0	0- 0	0- 0	NEUTRAL	1- 0	0- 0	1- 0				
0- 0	0- 0	0- 0	CONFERENCE	0- 0	0- 0	0- 0				
0- 0	0- 0	0- 0	HOME	0- 0	0- 0	0- 0				
0- 0	0- 0	0- 0	AWAY	0- 0	0- 0	0- 0				
0- 0	0- 0	0- 0	NEUTRAL	0- 0	0- 0	0- 0				

RPI 1-25				RPI 26-50				Team's RPI: 38				RPI 51-100				RPI 101+			
RPI	S	Opponent	Score	RPI	S	Opponent	Score	RPI	S	Opponent	Score	RPI	S	Opponent	Score	RPI	S	Opponent	Score
6	A	Syracuse	65 75	30	H	Lamar University	68 74	54	N	Oregon St.	76 70	120	A	Houston	68 52				
				39	H	Southern California	71 51	94	H	Rice	65 54	148	A	Little Rock	61 40				
												176	H	Prairie View	70 57				
												182	N	UC Riverside	70 63				
												187	H	Arkansas St.	97 56				
												247	H	Jacksonville	73 53				
												274	H	Central Ark.	84 27				
LAST 12 Division I GAMES:																			
				176	H	Prairie View	70 57					54	N	Oregon St.	76 70				
				39	H	Southern California	71 51					182	N	UC Riverside	70 63				
				148	A	Little Rock	61 40					274	H	Central Ark.	84 27				
				6	A	Syracuse	65 75					120	A	Houston	68 52				
				247	H	Jacksonville	73 53					30	H	Lamar University	68 74				
				94	H	Rice	65 54					187	H	Arkansas St.	97 56				

Average RPI Win:	336	WON-LOST	WINNING	LAST 10	STRENGTH OF	OPP. STRENGTH	TEAM	ADJ.	CONF.	ADJ CONF.
Average RPI Loss:	112	RECORD	PCT. RANK	GAMES	SCHEDULE	OF SCHEDULE	RPI	RPI	RPI	RPI
DIV. I ONLY	2- 7	286	4-6	98	313	206	206	26	26	
DIV. I NON-CONF.	2- 7	285	0- 1	98	313	206	206	26	26	

TOTALS	RPI 1-25	RPI 26-50	W-L RECORDS	RPI 51-100	RPI 101-150	RPI 150+				
2- 7	0- 0	0- 1	OVERALL	0- 3	0- 0	2- 3				
0- 0	0- 0	0- 0	HOME	0- 0	0- 0	0- 0				
2- 5	0- 0	0- 1	AWAY	0- 3	0- 0	2- 1				
0- 2	0- 0	0- 0	NEUTRAL	0- 0	0- 0	0- 2				
2- 7	0- 0	0- 1	NON-CONFERENCE	0- 3	0- 0	2- 3				
0- 0	0- 0	0- 0	HOME	0- 0	0- 0	0- 0				
2- 5	0- 0	0- 1	AWAY	0- 3	0- 0	2- 1				
0- 2	0- 0	0- 0	NEUTRAL	0- 0	0- 0	0- 2				
0- 0	0- 0	0- 0	CONFERENCE	0- 0	0- 0	0- 0				
0- 0	0- 0	0- 0	HOME	0- 0	0- 0	0- 0				
0- 0	0- 0	0- 0	AWAY	0- 0	0- 0	0- 0				
0- 0	0- 0	0- 0	NEUTRAL	0- 0	0- 0	0- 0				

RPI 1-25				RPI 26-50				RPI 51-100				RPI 101+ Team's RPI: 206			
RPI	S	Opponent	Score	RPI	S	Opponent	Score	RPI	S	Opponent	Score	RPI	S	Opponent	Score
				36	A	Michigan St.	45 91	68	A	SFA	55 74	151	N	Abilene Christian	39 81
								73	A	Tulane	56 62	170	N	Nicholls St.	57 58
								94	A	Rice	71 76	193	A	Texas Tech	55 75
												328	A	UTRGV	69 55
												344	A	Savannah St.	65 41
LAST 12 Division I GAMES:															
193	A	Texas Tech	55 75	328	A	UTRGV	69 55	36	A	Michigan St.	45 91	170	N	Nicholls St.	57 58
68	A	SFA	55 74	344	A	Savannah St.	65 41	151	N	Abilene Christian	39 81	94	A	Rice	71 76
73	A	Tulane	56 62												

Non-Div I Games: Huston-Tillotson 72 36 Paul Quinn 83 54

Texas Southern

Average RPI Win: 263

Average RPI Loss: 81

WON-LOST
RECORDWINNING
PCT. RANKLAST 10
GAMESSTRENGTH OF
SCHEDULEOPP. STRENGTH
OF SCHEDULETEAM
RPIADJ.
RPICONF.
RPIADJ CONF.
RPIDIV. I ONLY
DIV. I NON-CONF.3- 7
3- 7252
2524-6
0- 187
86153
152181
181181
18118
1918
19

TOTALS

RPI 1-25

RPI 26-50

W-L RECORDS

RPI 51-100

RPI 101-150

RPI 150+

3- 7

0- 0

0- 2

OVERALL

0- 2

0- 3

3- 0

1- 2

0- 0

0- 0

HOME

0- 0

0- 2

1- 0

2- 4

0- 0

0- 1

AWAY

0- 2

0- 1

2- 0

0- 1

0- 0

0- 1

NEUTRAL

0- 0

0- 0

0- 0

3- 7

0- 0

0- 2

NON-CONFERENCE

0- 2

0- 3

3- 0

1- 2

0- 0

0- 0

HOME

0- 0

0- 2

1- 0

2- 4

0- 0

0- 1

AWAY

0- 2

0- 1

2- 0

0- 1

0- 0

0- 1

NEUTRAL

0- 0

0- 0

0- 0

0- 0

0- 0

0- 0

CONFERENCE

0- 0

0- 0

0- 0

0- 0

0- 0

0- 0

HOME

0- 0

0- 0

0- 0

0- 0

0- 0

0- 0

AWAY

0- 0

0- 0

0- 0

0- 0

0- 0

0- 0

NEUTRAL

0- 0

0- 0

0- 0

RPI 1-25

RPI 26-50

RPI 51-100

RPI 101+

Team's RPI: 181

RPI S Opponent Score

RPI S Opponent Score

RPI S Opponent Score

RPI S Opponent Score

26 A New Mexico 51 82
45 N Saint Mary's (CA) 62 8955 A Missouri 50 69
73 A Tulane 61 67109 A Oklahoma St. 55 66
126 H Oral Roberts 64 81
132 H Montana St. 59 67
170 H Nicholls St. 72 67
286 A UTSA 68 60
333 A A&M-Corpus Christi 60 53

LAST 12 Division I GAMES:

73 A Tulane 61 67
132 H Montana St. 59 67
170 H Nicholls St. 72 67
45 N Saint Mary's (CA) 62 89
55 A Missouri 50 69109 A Oklahoma St. 55 66
333 A A&M-Corpus Christi 60 53
126 H Oral Roberts 64 81
286 A UTSA 68 60
26 A New Mexico 51 82

Non-Div I Games:

UNKNOWN

92 39

Texas St.

Average RPI	Win:	215	WON-LOST	WINNING	LAST 10	STRENGTH OF	OPP. STRENGTH	TEAM	ADJ.	CONF.	ADJ CONF.
Average RPI	Loss:	184	RECORD	PCT. RANK	GAMES	SCHEDULE	OF SCHEDULE	RPI	RPI	RPI	RPI
DIV. I ONLY		8- 2		49	8-2	335	66	193	193	5	5
DIV. I NON-CONF.		8- 2		49	1- 0	335	65	193	193	5	5

TOTALS	RPI 1-25		RPI 26-50		W-L RECORDS	RPI 51-100		RPI 101-150		RPI 150+	
8- 2	0- 0		0- 0		OVERALL	1- 0		1- 1		6- 1	
7- 1	0- 0		0- 0		HOME	1- 0		1- 1		5- 0	
1- 1	0- 0		0- 0		AWAY	0- 0		0- 0		1- 1	
0- 0	0- 0		0- 0		NEUTRAL	0- 0		0- 0		0- 0	
8- 2	0- 0		0- 0		NON-CONFERENCE	1- 0		1- 1		6- 1	
7- 1	0- 0		0- 0		HOME	1- 0		1- 1		5- 0	
1- 1	0- 0		0- 0		AWAY	0- 0		0- 0		1- 1	
0- 0	0- 0		0- 0		NEUTRAL	0- 0		0- 0		0- 0	
0- 0	0- 0		0- 0		CONFERENCE	0- 0		0- 0		0- 0	
0- 0	0- 0		0- 0		HOME	0- 0		0- 0		0- 0	
0- 0	0- 0		0- 0		AWAY	0- 0		0- 0		0- 0	
0- 0	0- 0		0- 0		NEUTRAL	0- 0		0- 0		0- 0	

RPI 1-25				RPI 26-50				RPI 51-100				RPI 101+ Team's RPI: 193			
RPI	S	Opponent	Score	RPI	S	Opponent	Score	RPI	S	Opponent	Score	RPI	S	Opponent	Score
								68	H	SFA	77 69	122	H	Southern U.	76 58
												137	H	Idaho	77 88
												163	H	Jacksonville St.	71 58
												206	H	Texas Southern	75 55
												215	A	Nevada	86 67
												230	A	Florida	67 72
												291	H	Houston Baptist	82 76
												319	H	La. -Monroe	86 42
												333	H	A&M-Corpus Christi	78 61
LAST 12 Division I GAMES:															
122	H	Southern U.	76 58	206	H	Texas Southern	75 55								
215	A	Nevada	86 67	137	H	Idaho	77 88								
230	A	Florida	67 72	319	H	La. -Monroe	86 42								
68	H	SFA	77 69	163	H	Jacksonville St.	71 58								
291	H	Houston Baptist	82 76												
333	H	A&M-Corpus Christi	78 61												

Non-Div I Games:

Texas Tech

Average RPI Win:	206	WON-LOST	WINNING	LAST 10	STRENGTH OF	OPP. STRENGTH	TEAM	ADJ.	CONF.	ADJ CONF.
Average RPI Loss:	32	RECORD	PCT. RANK	GAMES	SCHEDULE	OF SCHEDULE	RPI	RPI	RPI	RPI
DIV. I ONLY	8- 3	67	8-2	202	29	71	71	10	10	
DIV. I NON-CONF.	8- 3	69	1- 0	201	31	70	70	10	10	

TOTALS	RPI 1-25	RPI 26-50	W-L RECORDS	RPI 51-100	RPI 101-150	RPI 150+				
8- 3	0- 1	1- 1	OVERALL	0- 1	2- 0	5- 0				
4- 1	0- 1	0- 0	HOME	0- 0	2- 0	2- 0				
4- 2	0- 0	1- 1	AWAY	0- 1	0- 0	3- 0				
0- 0	0- 0	0- 0	NEUTRAL	0- 0	0- 0	0- 0				
8- 3	0- 1	1- 1	NON-CONFERENCE	0- 1	2- 0	5- 0				
4- 1	0- 1	0- 0	HOME	0- 0	2- 0	2- 0				
4- 2	0- 0	1- 1	AWAY	0- 1	0- 0	3- 0				
0- 0	0- 0	0- 0	NEUTRAL	0- 0	0- 0	0- 0				
0- 0	0- 0	0- 0	CONFERENCE	0- 0	0- 0	0- 0				
0- 0	0- 0	0- 0	HOME	0- 0	0- 0	0- 0				
0- 0	0- 0	0- 0	AWAY	0- 0	0- 0	0- 0				
0- 0	0- 0	0- 0	NEUTRAL	0- 0	0- 0	0- 0				

RPI 1-25				RPI 26-50				RPI 51-100				Team's RPI : 71				RPI 101+			
RPI	S	Opponent	Score	RPI	S	Opponent	Score	RPI	S	Opponent	Score	RPI	S	Opponent	Score	RPI	S	Opponent	Score
1	H	Notre Dame	56 72	29	A	Maine	59 73	65	A	Dayton	49 70	104	H	Duquesne	65 52				
				48	A	Belmont	78 69					107	H	Stony Brook	80 48				
												237	A	Cleveland St.	65 60				
												259	H	Iona	84 38				
												281	A	Memphis	58 48				
												303	H	Detroit Mercy	77 60				
												307	A	Valparaiso	65 59				

LAST 12 Division I GAMES:																			
				237	A	Cleveland St.	65 60					303	H	Detroit Mercy	77 60				
				281	A	Memphis	58 48					107	H	Stony Brook	80 48				
				48	A	Belmont	78 69					1	H	Notre Dame	56 72				
				307	A	Valparaiso	65 59					259	H	Iona	84 38				
				65	A	Dayton	49 70					29	A	Maine	59 73				
				104	H	Duquesne	65 52												

Non-Div I Games:

Toledo

Average RPI Win: 276		WON-LOST RECORD	WINNING PCT. RANK	LAST 10 GAMES	STRENGTH OF SCHEDULE	OPP. STRENGTH OF SCHEDULE	TEAM RPI	ADJ. RPI	CONF. RPI	ADJ CONF. RPI
Average RPI Loss: 138										
DIV. I ONLY		6- 5	145	6-4	253	204	157	157	13	13
DIV. I NON-CONF.		6- 5	144	1- 0	252	203	156	156	13	13
TOTALS		RPI 1-25	RPI 26-50	W-L RECORDS		RPI 51-100	RPI 101-150	RPI 150+		
6- 5	0- 1		0- 0	OVERALL		0- 1	0- 0	6- 3		
3- 0	0- 0		0- 0	HOME		0- 0	0- 0	3- 0		
3- 5	0- 1		0- 0	AWAY		0- 1	0- 0	3- 3		
0- 0	0- 0		0- 0	NEUTRAL		0- 0	0- 0	0- 0		
6- 5	0- 1		0- 0	NON-CONFERENCE		0- 1	0- 0	6- 3		
3- 0	0- 0		0- 0	HOME		0- 0	0- 0	3- 0		
3- 5	0- 1		0- 0	AWAY		0- 1	0- 0	3- 3		
0- 0	0- 0		0- 0	NEUTRAL		0- 0	0- 0	0- 0		
0- 0	0- 0		0- 0	CONFERENCE		0- 0	0- 0	0- 0		
0- 0	0- 0		0- 0	HOME		0- 0	0- 0	0- 0		
0- 0	0- 0		0- 0	AWAY		0- 0	0- 0	0- 0		
0- 0	0- 0		0- 0	NEUTRAL		0- 0	0- 0	0- 0		

RPI 1-25				RPI 26-50				RPI 51-100				RPI 101+ Team's RPI: 157			
RPI	S	Opponent	Score	RPI	S	Opponent	Score	RPI	S	Opponent	Score	RPI	S	Opponent	Score
6	A	Syracuse	55 98					61	A	Wake Forest	53 60	194	A	West Virginia	43 90
												211	A	Mt. St. Mary's	78 87
												217	A	George Washington	63 76
												240	H	Massachusetts	78 53
												252	H	La Salle	92 68
												280	A	UMBC	71 62
												282	A	Saint Joseph's	73 52
												290	H	Loyola Maryl and	62 57
												309	A	Marshall	76 69
LAST 12 Division I GAMES:															
6	A	Syracuse	55 98	309	A	Marshall	76 69								
217	A	George Washington	63 76	194	A	West Virginia	43 90								
211	A	Mt. St. Mary's	78 87	282	A	Saint Joseph's	73 52								
280	A	UMBC	71 62	290	H	Loyola Maryl and	62 57								
252	H	La Salle	92 68	61	A	Wake Forest	53 60								
240	H	Massachusetts	78 53												

Non-Div I Games:

Towson

Average RPI Win:	241	WON-LOST	WINNING	LAST 10	STRENGTH OF	OPP. STRENGTH	TEAM	ADJ.	CONF.	ADJ CONF.
Average RPI Loss:	36	RECORD	PCT. RANK	GAMES	SCHEDULE	OF SCHEDULE	RPI	RPI	RPI	RPI
DIV. I ONLY	7- 2	57	8-2	339	12	178	178	18	18	
DIV. I NON-CONF.	7- 2	57	1- 0	339	13	178	178	19	19	

TOTALS	RPI 1-25	RPI 26-50	W-L RECORDS	RPI 51-100	RPI 101-150	RPI 150+				
7- 2	0- 1	0- 1	OVERALL	0- 0	0- 0	7- 0				
3- 1	0- 0	0- 1	HOME	0- 0	0- 0	3- 0				
2- 1	0- 1	0- 0	AWAY	0- 0	0- 0	2- 0				
2- 0	0- 0	0- 0	NEUTRAL	0- 0	0- 0	2- 0				
7- 2	0- 1	0- 1	NON-CONFERENCE	0- 0	0- 0	7- 0				
3- 1	0- 0	0- 1	HOME	0- 0	0- 0	3- 0				
2- 1	0- 1	0- 0	AWAY	0- 0	0- 0	2- 0				
2- 0	0- 0	0- 0	NEUTRAL	0- 0	0- 0	2- 0				
0- 0	0- 0	0- 0	CONFERENCE	0- 0	0- 0	0- 0				
0- 0	0- 0	0- 0	HOME	0- 0	0- 0	0- 0				
0- 0	0- 0	0- 0	AWAY	0- 0	0- 0	0- 0				
0- 0	0- 0	0- 0	NEUTRAL	0- 0	0- 0	0- 0				

RPI 1-25				RPI 26-50				RPI 51-100				RPI 101+ Team's RPI: 178			
RPI	S	Opponent	Score	RPI	S	Opponent	Score	RPI	S	Opponent	Score	RPI	S	Opponent	Score
23	A	Florida St.	67 103	49	H	Middle Tenn.	64 67					173	N	Sam Houston St.	84 79
												201	H	Alabama St.	116 46
												209	H	Samford	72 52
												254	A	Ole Miss	71 54
												275	N	Mississippi Val.	75 54
												276	A	ETSU	84 66
												301	H	Tennessee St.	92 67
LAST 12 Division I GAMES:															
276	A	ETSU	84 66	254	A	Ole Miss	71 54								
301	H	Tennessee St.	92 67	49	H	Middle Tenn.	64 67								
209	H	Samford	72 52	201	H	Alabama St.	116 46								
23	A	Florida St.	67 103	275	N	Mississippi Val.	75 54								
				173	N	Sam Houston St.	84 79								

Non-Div I Games: Talladega 91 70

Troy

RPI 1-25				RPI 26-50				RPI 51-100				Team's RPI: 73				RPI 101+			
RPI	S	Opponent	Score	RPI	S	Opponent	Score	RPI	S	Opponent	Score	RPI	S	Opponent	Score	RPI	S	Opponent	Score
7	N	Cal i forni a	57 65													101	A	Al abama	58 69
24	H	Ol d Domi ni on	48 56													105	H	Washi ngton	63 51
																170	H	Ni chol l s St.	71 46
																181	H	Texas St.	67 61
																206	H	Texas Southern	62 56
																223	H	Southern Mi ss.	71 54
																237	N	Cleveland St.	81 72
																298	H	Fl a. Atlantic	88 45
LAST 12 Division I GAMES:																			
181	H	Texas St.	67 61	101	A	Al abama	58 69												
24	H	Ol d Domi ni on	48 56	170	H	Ni chol l s St.	71 46												
105	H	Washi ngton	63 51	223	H	Southern Mi ss.	71 54												
84	A	LSU	56 54	298	H	Fl a. Atlantic	88 45												
206	H	Texas Southern	62 56	237	N	Cleveland St.	81 72												
				7	N	Cal i forni a	57 65												

T
u
l
s
a

Tulsa				Through Games Of Dec. 28, 2018							
Average RPI	Win:	169	WON-LOST	WINNING	LAST 10	STRENGTH OF	OPP. STRENGTH	TEAM	ADJ.	CONF.	ADJ CONF.
Average RPI	Loss:	100	RECORD	PCT. RANK	GAMES	SCHEDULE	OF SCHEDULE	RPI	RPI	RPI	RPI
DIV. I ONLY			5- 7	205	4-6	130	73	166	166	8	8
DIV. I NON-CONF.			5- 7	207	0- 1	130	73	166	166	8	8

TOTALS		RPI 1-25	RPI 26-50		W-L RECORDS		RPI 51-100		RPI 101-150		RPI 150+
5- 7		0- 1	0- 2		OVERALL		0- 1		2- 1		3- 2
3- 2		0- 0	0- 1		HOME		0- 0		0- 1		3- 0
1- 5		0- 1	0- 1		AWAY		0- 1		1- 0		0- 2
1- 0		0- 0	0- 0		NEUTRAL		0- 0		1- 0		0- 0
5- 7		0- 1	0- 2		NON-CONFERENCE		0- 1		2- 1		3- 2
3- 2		0- 0	0- 1		HOME		0- 0		0- 1		3- 0
1- 5		0- 1	0- 1		AWAY		0- 1		1- 0		0- 2
1- 0		0- 0	0- 0		NEUTRAL		0- 0		1- 0		0- 0
0- 0		0- 0	0- 0		CONFERENCE		0- 0		0- 0		0- 0
0- 0		0- 0	0- 0		HOME		0- 0		0- 0		0- 0
0- 0		0- 0	0- 0		AWAY		0- 0		0- 0		0- 0
0- 0		0- 0	0- 0		NEUTRAL		0- 0		0- 0		0- 0

T
u
l
s
a

RPI 1-25				RPI 26-50				RPI 51-100				RPI 101+ Team's RPI: 166			
RPI	S	Opponent	Score	RPI	S	Opponent	Score	RPI	S	Opponent	Score	RPI	S	Opponent	Score
21	A	Ari zona St.	52 70	48	A	Bel mont	53 78	68	A	SFA	34 76	101	N	Al abama	80 73
				50	H	Arkansas	59 61					126	A	Oral Roberts	76 68
												148	H	Li ttle Rock	53 63
												151	H	Abilene Christian	75 63
												180	A	Ameri can	52 68
												187	A	Arkansas St.	60 73
												224	H	Saint Louis	86 75
												243	H	Stetson	55 54
LAST 12 Division I GAMES:															
21	A	Ari zona St.	52 70	187	A	Arkansas St.	60 73								
50	H	Arkansas	59 61	101	N	Al abama	80 73								
148	H	Li ttle Rock	53 63	151	H	Abilene Christian	75 63								
48	A	Bel mont	53 78	68	A	SFA	34 76								
180	A	Ameri can	52 68	224	H	Saint Louis	86 75								
243	H	Stetson	55 54	126	A	Oral Roberts	76 68								

Non-Div I Games:

Tulsa

Average RPI Win:	235	WON-LOST	WINNING	LAST 10	STRENGTH OF	OPP. STRENGTH	TEAM	ADJ.	CONF.	ADJ CONF.
Average RPI Loss:	33	RECORD	PCT. RANK	GAMES	SCHEDULE	OF SCHEDULE	RPI	RPI	RPI	RPI
DIV. I ONLY	11- 1	12	9-1	340	72	140	140	15	15	
DIV. I NON-CONF.	11- 1	11	0- 1	340	72	140	140	17	17	

TOTALS	RPI 1-25	RPI 26-50	W-L RECORDS	RPI 51-100	RPI 101-150	RPI 150+				
11- 1	0- 0	0- 1	OVERALL	0- 0	2- 0	9- 0				
5- 0	0- 0	0- 0	HOME	0- 0	0- 0	5- 0				
4- 0	0- 0	0- 0	AWAY	0- 0	1- 0	3- 0				
2- 1	0- 0	0- 1	NEUTRAL	0- 0	1- 0	1- 0				
11- 1	0- 0	0- 1	NON-CONFERENCE	0- 0	2- 0	9- 0				
5- 0	0- 0	0- 0	HOME	0- 0	0- 0	5- 0				
4- 0	0- 0	0- 0	AWAY	0- 0	1- 0	3- 0				
2- 1	0- 0	0- 1	NEUTRAL	0- 0	1- 0	1- 0				
0- 0	0- 0	0- 0	CONFERENCE	0- 0	0- 0	0- 0				
0- 0	0- 0	0- 0	HOME	0- 0	0- 0	0- 0				
0- 0	0- 0	0- 0	AWAY	0- 0	0- 0	0- 0				
0- 0	0- 0	0- 0	NEUTRAL	0- 0	0- 0	0- 0				

RPI	S	Opponent	Score	RPI	S	Opponent	Score	RPI	S	Opponent	Score	RPI	S	Opponent	Score
33	N	Tennessee	69 73									115	A	FGCU	62 60
												130	N	Oklahoma	89 84
												161	H	Appalachian St.	80 61
												201	A	Alabama St.	62 47
												209	A	Samford	66 41
												241	H	Alabama A&M	82 47
												245	N	Coppin St.	86 61
												281	H	Memphis	85 54
												321	H	McNeese	91 48
												326	A	Chicago St.	90 45
												351	H	Alcorn	80 53
LAST 12 Division I GAMES:															
33	N	Tennessee	69 73	201	A	Alabama St.	62 47								
115	A	FGCU	62 60	321	H	McNeese	91 48								
245	N	Coppin St.	86 61	209	A	Samford	66 41								
326	A	Chicago St.	90 45	351	H	Alcorn	80 53								
281	H	Memphis	85 54	241	H	Alabama A&M	82 47								
161	H	Appalachian St.	80 61	130	N	Oklahoma	89 84								

Non-Div I Games:

UAB

UC Irvine				Through Games Of Dec. 28, 2018							
Average RPI	Win:	227	WON-LOST	WINNING	LAST 10	STRENGTH OF	OPP. STRENGTH	TEAM	ADJ.	CONF.	ADJ CONF.
Average RPI	Loss:	100	RECORD	PCT. RANK	GAMES	SCHEDULE	OF SCHEDULE	RPI	RPI	RPI	RPI
DIV. I ONLY			8- 2	49	8-2	240	158	96	96	20	20
DIV. I NON-CONF.			8- 2	49	0- 1	239	157	95	95	20	20

TOTALS	RPI 1-25			RPI 26-50		W-L RECORDS		RPI 51-100		RPI 101-150	RPI 150+
8- 2	0- 1			0- 0		OVERALL		1- 0		0- 0	7- 1
3- 1	0- 0			0- 0		HOME		0- 0		0- 0	3- 1
3- 1	0- 1			0- 0		AWAY		1- 0		0- 0	2- 0
2- 0	0- 0			0- 0		NEUTRAL		0- 0		0- 0	2- 0
8- 2	0- 1			0- 0		NON-CONFERENCE		1- 0		0- 0	7- 1
3- 1	0- 0			0- 0		HOME		0- 0		0- 0	3- 1
3- 1	0- 1			0- 0		AWAY		1- 0		0- 0	2- 0
2- 0	0- 0			0- 0		NEUTRAL		0- 0		0- 0	2- 0
0- 0	0- 0			0- 0		CONFERENCE		0- 0		0- 0	0- 0
0- 0	0- 0			0- 0		HOME		0- 0		0- 0	0- 0
0- 0	0- 0			0- 0		AWAY		0- 0		0- 0	0- 0
0- 0	0- 0			0- 0		NEUTRAL		0- 0		0- 0	0- 0

RPI 1-25				RPI 26-50				RPI 51-100 Team's RPI: 96				RPI 101+			
RPI	S	Opponent	Score	RPI	S	Opponent	Score	RPI	S	Opponent	Score	RPI	S	Opponent	Score
3	A	Oregon	69 115					95	A	Portland	84 69	155	A	Portland St.	73 68
												179	N	Indiana St.	77 61
												195	H	Southern Utah	75 58
												196	H	San Diego St.	70 78
												250	H	UNLV	57 55
												283	A	San Jose St.	74 66
												306	H	CSU Bakersfield	85 78
												350	N	LIU Brooklyn	84 71
LAST 12 Division I GAMES:															
3	A	Oregon	69 115	196	H	San Diego St.	70 78	283	A	San Jose St.	74 66	306	H	CSU Bakersfield	85 78
155	A	Portland St.	73 68	179	N	Indiana St.	77 61	350	N	LIU Brooklyn	84 71	195	H	Southern Utah	75 58
95	A	Portland	84 69												
250	H	UNLV	57 55												

Non-Div I Games: LIFE Pacific 105 31

Average RPI Win:	221	WON-LOST	WINNING	LAST 10	STRENGTH OF	OPP. STRENGTH	TEAM	ADJ.	CONF.	ADJ CONF.
Average RPI Loss:	121	RECORD	PCT. RANK	GAMES	SCHEDULE	OF SCHEDULE	RPI	RPI	RPI	RPI
DIV. I ONLY	5- 8	224	5-5	141	127	182	182	20	20	
DIV. I NON-CONF.	5- 8	224	1- 0	142	125	182	182	20	20	

TOTALS	RPI 1-25	RPI 26-50	W-L RECORDS	RPI 51-100	RPI 101-150	RPI 150+				
5- 8	0- 1	0- 2	OVERALL	0- 1	0- 1	5- 3				
3- 0	0- 0	0- 0	HOME	0- 0	0- 0	3- 0				
1- 5	0- 0	0- 1	AWAY	0- 1	0- 1	1- 2				
1- 3	0- 1	0- 1	NEUTRAL	0- 0	0- 0	1- 1				
5- 8	0- 1	0- 2	NON-CONFERENCE	0- 1	0- 1	5- 3				
3- 0	0- 0	0- 0	HOME	0- 0	0- 0	3- 0				
1- 5	0- 0	0- 1	AWAY	0- 1	0- 1	1- 2				
1- 3	0- 1	0- 1	NEUTRAL	0- 0	0- 0	1- 1				
0- 0	0- 0	0- 0	CONFERENCE	0- 0	0- 0	0- 0				
0- 0	0- 0	0- 0	HOME	0- 0	0- 0	0- 0				
0- 0	0- 0	0- 0	AWAY	0- 0	0- 0	0- 0				
0- 0	0- 0	0- 0	NEUTRAL	0- 0	0- 0	0- 0				

RPI 1-25				RPI 26-50				RPI 51-100				RPI 101+ Team's RPI: 182			
RPI	S	Opponent	Score	RPI	S	Opponent	Score	RPI	S	Opponent	Score	RPI	S	Opponent	Score
3	N	Oregon	44 94	38	N	Texas A&M	63 70	53	A	BYU	70 72	109	A	Oklahoma St.	51 76
				39	A	Southern California	55 73					167	H	New Mexico St.	65 64
												171	H	Coastal Caro.	62 43
												192	N	Milwaukee	54 56
												195	H	Southern Utah	56 50
												260	N	Eastern Wash.	57 45
												266	A	California Baptist	57 65
												269	A	Utah Valley	53 56
												313	A	Weber St.	71 39

LAST 12 Division I GAMES:															
				195	H	Southern Utah	56 50	38	N	Texas A&M	63 70				
				167	H	New Mexico St.	65 64	266	A	California Baptist	57 65				
				269	A	Utah Valley	53 56	192	N	Milwaukee	54 56				
				313	A	Weber St.	71 39	3	N	Oregon	44 94				
				260	N	Eastern Wash.	57 45	171	H	Coastal Caro.	62 43				
				53	A	BYU	70 72	109	A	Oklahoma St.	51 76				

Non-Div I Games:

UC Riverside

Average RPI Win:	259	WON-LOST	WINNING	LAST 10	STRENGTH OF	OPP. STRENGTH	TEAM	ADJ.	CONF.	ADJ CONF.
Average RPI Loss:	153	RECORD	PCT. RANK	GAMES	SCHEDULE	OF SCHEDULE	RPI	RPI	RPI	RPI

DIV. I ONLY	3- 9	270	3-7	218	193	279	279	20	20
DIV. I NON-CONF.	3- 9	270	1- 0	217	191	280	280	20	20

TOTALS	RPI 1-25	RPI 26-50	W-L RECORDS	RPI 51-100	RPI 101-150	RPI 150+			
3- 9	0- 1	0- 2	OVERALL	0- 1	0- 1	3- 4			
1- 4	0- 0	0- 1	HOME	0- 0	0- 1	1- 2			
1- 5	0- 1	0- 1	AWAY	0- 1	0- 0	1- 2			
1- 0	0- 0	0- 0	NEUTRAL	0- 0	0- 0	1- 0			
3- 9	0- 1	0- 2	NON-CONFERENCE	0- 1	0- 1	3- 4			
1- 4	0- 0	0- 1	HOME	0- 0	0- 1	1- 2			
1- 5	0- 1	0- 1	AWAY	0- 1	0- 0	1- 2			
1- 0	0- 0	0- 0	NEUTRAL	0- 0	0- 0	1- 0			
0- 0	0- 0	0- 0	CONFERENCE	0- 0	0- 0	0- 0			
0- 0	0- 0	0- 0	HOME	0- 0	0- 0	0- 0			
0- 0	0- 0	0- 0	AWAY	0- 0	0- 0	0- 0			
0- 0	0- 0	0- 0	NEUTRAL	0- 0	0- 0	0- 0			

RPI 1-25				RPI 26-50				RPI 51-100				RPI 101+ Team's RPI: 279			
RPI	S	Opponent	Score	RPI	S	Opponent	Score	RPI	S	Opponent	Score	RPI	S	Opponent	Score
7	A	Cal i forn i a	45 69	39	A	Southern Cal i forn i a	39 82	81	A	Paci fi c	53 69	118	H	Loyol a Marymount	57 70
				45	H	Saint Mary's (CA)	55 80					196	A	San Diego St.	63 58
												239	N	Dartmouth	62 56
												250	A	UNLV	51 69
												266	H	Cal i forn i a Baptist	64 76
												269	A	Utah Val ley	54 63
												306	H	CSU Bakersfi el d	48 56
												342	H	Grand Canyon	66 55
LAST 12 Divi s i on I GAMES:															
239	N	Dartmouth	62 56	342	H	Grand Canyon	66 55								
196	A	San Diego St.	63 58	45	H	Saint Mary's (CA)	55 80								
266	H	Cal i forn i a Baptist	64 76	250	A	UNLV	51 69								
7	A	Cal i forn i a	45 69	118	H	Loyol a Marymount	57 70								
81	A	Paci fi c	53 69	39	A	Southern Cal i forn i a	39 82								
269	A	Utah Val ley	54 63	306	H	CSU Bakersfi el d	48 56								

Non-Di v I Games:

UC Santa Barbara

Average RPI	Win:	156	WON-LOST	WINNING	LAST 10	STRENGTH OF	OPP. STRENGTH	TEAM	ADJ.	CONF.	ADJ CONF.
Average RPI	Loss:	32	RECORD	PCT. RANK	GAMES	SCHEDULE	OF SCHEDULE	RPI	RPI	RPI	RPI
DIV. I ONLY		10- 2	36	8-2	100	44	19	19	8	8	
DIV. I NON-CONF.		10- 2	36	0- 1	100	44	19	19	8	8	

TOTALS	RPI 1-25		RPI 26-50		W-L RECORDS		RPI 51-100		RPI 101-150		RPI 150+
10- 2	0- 1		1- 0		OVERALL		2- 1		3- 0		4- 0
4- 0	0- 0		1- 0		HOME		1- 0		1- 0		1- 0
5- 1	0- 0		0- 0		AWAY		1- 1		2- 0		2- 0
1- 1	0- 1		0- 0		NEUTRAL		0- 0		0- 0		1- 0
10- 2	0- 1		1- 0		NON-CONFERENCE		2- 1		3- 0		4- 0
4- 0	0- 0		1- 0		HOME		1- 0		1- 0		1- 0
5- 1	0- 0		0- 0		AWAY		1- 1		2- 0		2- 0
1- 1	0- 1		0- 0		NEUTRAL		0- 0		0- 0		1- 0
0- 0	0- 0		0- 0		CONFERENCE		0- 0		0- 0		0- 0
0- 0	0- 0		0- 0		HOME		0- 0		0- 0		0- 0
0- 0	0- 0		0- 0		AWAY		0- 0		0- 0		0- 0
0- 0	0- 0		0- 0		NEUTRAL		0- 0		0- 0		0- 0

RPI	S	Opponent	Score	RPI	S	Opponent	Score	RPI	S	Opponent	Score	RPI	S	Opponent	Score
6	N	Syracuse	52 57	28	H	Villanova	71 56	58	A	Central Mich.	68 75	104	A	Duquesne	71 63
								81	H	Pacific	64 57	123	A	Pittsburgh	61 58
								98	A	Mercer	76 42	135	H	Chattanooga	75 37
												214	A	Delaware	71 60
												243	A	Stetson	78 55
												267	N	Liberty	53 45
												270	H	Richmond	70 48
LAST 12 Division I GAMES:															
6	N	Syracuse	52 57	135	H	Chattanooga	75 37	28	H	Villanova	71 56	270	H	Richmond	70 48
267	N	Liberty	53 45	58	A	Central Mich.	68 75	98	A	Mercer	76 42	243	A	Stetson	78 55
81	H	Pacific	64 57												
104	A	Duquesne	71 63												
214	A	Delaware	71 60												
123	A	Pittsburgh	61 58												

Non-Div I Games:

UCF

Average RPI Win: 172
Average RPI Loss: 69

WON-LOST
RECORD

WINNING
PCT. RANK

LAST 10
GAMES

STRENGTH OF
SCHEDULE

OPP. STRENGTH
OF SCHEDULE

TEAM
RPI

ADJ.
RPI

CONF.
RPI

ADJ CONF.
RPI

DIV. I ONLY	7- 5	130	6-4	18	208	60	60	2	2
DIV. I NON-CONF.	7- 5	132	1- 0	19	206	60	60	2	2
TOTALS	RPI 1-25	RPI 26-50	W-L RECORDS	RPI 51-100	RPI 101-150	RPI 150+			
7- 5	0- 2	0- 1	OVERALL	1- 0	4- 1	2- 1			
6- 1	0- 1	0- 0	HOME	1- 0	4- 0	1- 0			
1- 1	0- 0	0- 0	AWAY	0- 0	0- 1	1- 0			
0- 3	0- 1	0- 1	NEUTRAL	0- 0	0- 0	0- 1			
7- 5	0- 2	0- 1	NON-CONFERENCE	1- 0	4- 1	2- 1			
6- 1	0- 1	0- 0	HOME	1- 0	4- 0	1- 0			
1- 1	0- 0	0- 0	AWAY	0- 0	0- 1	1- 0			
0- 3	0- 1	0- 1	NEUTRAL	0- 0	0- 0	0- 1			
0- 0	0- 0	0- 0	CONFERENCE	0- 0	0- 0	0- 0			
0- 0	0- 0	0- 0	HOME	0- 0	0- 0	0- 0			
0- 0	0- 0	0- 0	AWAY	0- 0	0- 0	0- 0			
0- 0	0- 0	0- 0	NEUTRAL	0- 0	0- 0	0- 0			

RPI 1-25				RPI 26-50				RPI 51-100 Team's RPI: 60				RPI 101+			
RPI	S	Opponent	Score	RPI	S	Opponent	Score	RPI	S	Opponent	Score	RPI	S	Opponent	Score
15	H	Indiana	65 67	41	N	North Carolina	49 83	94	H	Rice	59 50	102	H	Fresno St.	89 80
18	N	Kentucky	74 75									108	H	Seton Hall	78 62
												109	H	Oklahoma St.	71 59
												118	A	Loyola Marymount	63 69
												149	H	Georgia	80 69
												154	N	South Fla.	56 60
												308	H	Cal Poly	81 35
												331	A	UIC	78 47
LAST 12 Division I GAMES:															
308	H	Cal Poly	81 35	154	N	South Fla.	56 60	18	N	Kentucky	74 75	108	H	Seton Hall	78 62
331	A	UIC	78 47	41	N	North Carolina	49 83	108	H	Seton Hall	78 62	149	H	Georgia	80 69
109	H	Oklahoma St.	71 59	108	H	Seton Hall	78 62	94	H	Rice	59 50				
102	H	Fresno St.	89 80	15	H	Indiana	65 67								
15	H	Indiana	65 67	118	A	Loyola Marymount	63 69								

Non-Div I Games:

UCLA

Average RPI Win: 108

Average RPI Loss: 0

WON-LOST
RECORDWINNING
PCT. RANKLAST 10
GAMESSTRENGTH OF
SCHEDULEOPP. STRENGTH
OF SCHEDULETEAM
RPIADJ.
RPICONF.
RPIADJ CONF.
RPIDIV. I ONLY
DIV. I NON-CONF.11- 0
11- 01
110-0
1- 021
218
82
22
28
88
8

TOTALS

RPI 1-25

RPI 26-50

W-L RECORDS

RPI 51-100

RPI 101-150

RPI 150+

11- 0

2- 0

1- 0

OVERALL

2- 0

3- 0

3- 0

3- 0

0- 0

1- 0

HOME

0- 0

2- 0

0- 0

4- 0

2- 0

0- 0

AWAY

0- 0

1- 0

1- 0

4- 0

0- 0

0- 0

NEUTRAL

2- 0

0- 0

2- 0

11- 0

2- 0

1- 0

NON-CONFERENCE

2- 0

3- 0

3- 0

3- 0

0- 0

1- 0

HOME

0- 0

2- 0

0- 0

4- 0

2- 0

0- 0

AWAY

0- 0

1- 0

1- 0

4- 0

0- 0

0- 0

NEUTRAL

2- 0

0- 0

2- 0

0- 0

0- 0

0- 0

CONFERENCE

0- 0

0- 0

0- 0

0- 0

0- 0

0- 0

HOME

0- 0

0- 0

0- 0

0- 0

0- 0

0- 0

AWAY

0- 0

0- 0

0- 0

0- 0

0- 0

0- 0

NEUTRAL

0- 0

0- 0

0- 0

RPI 1-25

Team's RPI: 2

RPI 26-50

RPI 51-100

RPI 101+

RPI	S	Opponent	Score
1	A	Notre Dame	89 71
7	A	Cal i forn i a	76 66

RPI	S	Opponent	Score
42	H	DePaul	99 63

RPI	S	Opponent	Score
67	N	Purdue	86 40
70	N	St. John's (NY)	65 55

RPI	S	Opponent	Score
108	H	Seton Hal l	99 61
110	H	Oh i o St.	85 53
130	A	Ok l a h o m a	72 63
174	N	Vanderbi l t	80 42
224	A	Sai n t Lou i s	98 42
254	N	O l e Mi s s	90 50

LAST 12 Division I GAMES:

7	A	Cal i forn i a	76 66
130	A	Ok l a h o m a	72 63
108	H	Seton Hal l	99 61
224	A	Sai n t Lou i s	98 42
1	A	Notre Dame	89 71

42	H	DePaul	99 63
67	N	Purdue	86 40
70	N	St. John's (NY)	65 55
254	N	O l e Mi s s	90 50
174	N	Vanderbi l t	80 42
110	H	Oh i o St.	85 53

U
C
o
n
nU
C
o
n
n

Non-Div I Games:

UConn

■ Loss,
 ■ Non-Conf,
 S Site,
 ■ Home
 ■ Away
 N Neutral

UIC

Average RPI Win: 327

Average RPI Loss: 184

WON-LOST RECORD

WINNING PCT. RANK

LAST 10 GAMES

STRENGTH OF SCHEDULE

OPP. STRENGTH OF SCHEDULE

TEAM RPI

ADJ. RPI

CONF. RPI

ADJ CONF. RPI

DIV. I ONLY

DIV. I NON-CONF.

2- 10

2- 9

311

299

1-9

0- 0

290

235

263

283

331

317

331

317

16

15

16

15

TOTALS

RPI 1-25

RPI 26-50

W-L RECORDS

RPI 51-100

RPI 101-150

RPI 150+

2- 10

0- 1

0- 0

OVERALL

0- 2

0- 1

2- 6

1- 4

0- 0

0- 0

HOME

0- 1

0- 1

1- 2

1- 4

0- 1

0- 0

AWAY

0- 1

0- 0

1- 2

0- 2

0- 0

0- 0

NEUTRAL

0- 0

0- 0

0- 2

2- 9

0- 1

0- 0

NON-CONFERENCE

0- 2

0- 1

2- 5

1- 3

0- 0

0- 0

HOME

0- 1

0- 1

1- 1

1- 4

0- 1

0- 0

AWAY

0- 1

0- 0

1- 2

0- 2

0- 0

0- 0

NEUTRAL

0- 0

0- 0

0- 2

0- 1

0- 0

0- 0

CONFERENCE

0- 0

0- 0

0- 1

0- 1

0- 0

0- 0

HOME

0- 0

0- 0

0- 1

0- 0

0- 0

0- 0

AWAY

0- 0

0- 0

0- 0

0- 0

0- 0

0- 0

NEUTRAL

0- 0

0- 0

0- 0

RPI 1-25

RPI 26-50

RPI 51-100

RPI 101+ Team's RPI: 331

RPI S Opponent Score

17 A Marquette 32 96

RPI S Opponent Score

60 H UCLA 47 78

100 A Northwestern 44 87

RPI S Opponent Score

127 H Mi ami (OH) 56 65

179 A Indi ana St. 53 60

228 A Eastern Mi ch. 38 52

244 H Loyol a Chi cago 60 75

278 N Fai rfi el d 60 68

295 H Northern Ky. 49 67

307 H Val parai so 75 65

311 N Jackson St. 57 72

347 A Evansvi lle 62 54

LAST 12 Division I GAMES:

295 H Northern Ky. 49 67

311 N Jackson St. 57 72

278 N Fai rfi el d 60 68

60 H UCLA 47 78

179 A Indi ana St. 53 60

347 A Evansvi lle 62 54

127 H Mi ami (OH) 56 65

228 A Eastern Mi ch. 38 52

17 A Marquette 32 96

244 H Loyol a Chi cago 60 75

100 A Northwestern 44 87

307 H Val parai so 75 65

Non-Div I Games:

UIC

Loss, Non-Conf, S Site, H Home A Away N Neutral

Page 306

Non-Div I Games:

UIC

U
M
K
C

U
M
K
C

Page 309

Average RPI Win:	291	WON-LOST	WINNING	LAST 10	STRENGTH OF	OPP. STRENGTH	TEAM	ADJ.	CONF.	ADJ CONF.
Average RPI Loss:	189	RECORD	PCT. RANK	GAMES	SCHEDULE	OF SCHEDULE	RPI	RPI	RPI	RPI
DIV. I ONLY	3- 8	264	3-7	188	335	272	272	24	24	
DIV. I NON-CONF.	3- 8	264	1- 0	187	333	272	272	24	24	

TOTALS	RPI 1-25	RPI 26-50	W-L RECORDS	RPI 51-100	RPI 101-150	RPI 150+				
3- 8	0- 0	0- 1	OVERALL	0- 0	0- 2	3- 5				
1- 3	0- 0	0- 0	HOME	0- 0	0- 1	1- 2				
2- 5	0- 0	0- 1	AWAY	0- 0	0- 1	2- 3				
0- 0	0- 0	0- 0	NEUTRAL	0- 0	0- 0	0- 0				
3- 8	0- 0	0- 1	NON-CONFERENCE	0- 0	0- 2	3- 5				
1- 3	0- 0	0- 0	HOME	0- 0	0- 1	1- 2				
2- 5	0- 0	0- 1	AWAY	0- 0	0- 1	2- 3				
0- 0	0- 0	0- 0	NEUTRAL	0- 0	0- 0	0- 0				
0- 0	0- 0	0- 0	CONFERENCE	0- 0	0- 0	0- 0				
0- 0	0- 0	0- 0	HOME	0- 0	0- 0	0- 0				
0- 0	0- 0	0- 0	AWAY	0- 0	0- 0	0- 0				
0- 0	0- 0	0- 0	NEUTRAL	0- 0	0- 0	0- 0				

RPI 1-25				RPI 26-50				RPI 51-100				RPI 101+ Team's RPI: 272			
RPI	S	Opponent	Score	RPI	S	Opponent	Score	RPI	S	Opponent	Score	RPI	S	Opponent	Score
				37	A	Butler	36 89					108	A	Seton Hall	57 90
												129	H	Providence	47 71
												202	A	Cornell	54 63
												204	A	Holy Cross	54 63
												239	A	Dartmouth	54 70
												240	A	Massachusetts	62 59
												277	H	Bryant	57 58
												284	H	Saint Peter's	59 57
												317	H	Colgate	52 61
												350	A	LIU Brooklyn	69 64
LAST 12 Division I GAMES:															
				240	A	Massachusetts	62 59					129	H	Providence	47 71
				239	A	Dartmouth	54 70					317	H	Colgate	52 61
				202	A	Cornell	54 63					204	A	Holy Cross	54 63
				284	H	Saint Peter's	59 57					350	A	LIU Brooklyn	69 64
				277	H	Bryant	57 58					108	A	Seton Hall	57 90
												37	A	Butler	36 89

Non-Div I Games: Fisher 79 45

UMass Lowell

Average RPI Win:	260	WON-LOST	WINNING	LAST 10	STRENGTH OF	OPP. STRENGTH	TEAM	ADJ.	CONF.	ADJ CONF.
Average RPI Loss:	90	RECORD	PCT. RANK	GAMES	SCHEDULE	OF SCHEDULE	RPI	RPI	RPI	RPI

DIV. I ONLY	4- 5	190	5-5	136	182	175	175	29	29
DIV. I NON-CONF.	4- 5	190	0- 1	138	181	174	174	29	29
TOTALS	RPI 1-25	RPI 26-50	W-L RECORDS	RPI 51-100	RPI 101-150	RPI 150+			
4- 5	0- 0	0- 2	OVERALL	0- 2	0- 0	4- 1			
4- 0	0- 0	0- 0	HOME	0- 0	0- 0	4- 0			
0- 5	0- 0	0- 2	AWAY	0- 2	0- 0	0- 1			
0- 0	0- 0	0- 0	NEUTRAL	0- 0	0- 0	0- 0			
4- 5	0- 0	0- 2	NON-CONFERENCE	0- 2	0- 0	4- 1			
4- 0	0- 0	0- 0	HOME	0- 0	0- 0	4- 0			
0- 5	0- 0	0- 2	AWAY	0- 2	0- 0	0- 1			
0- 0	0- 0	0- 0	NEUTRAL	0- 0	0- 0	0- 0			
0- 0	0- 0	0- 0	CONFERENCE	0- 0	0- 0	0- 0			
0- 0	0- 0	0- 0	HOME	0- 0	0- 0	0- 0			
0- 0	0- 0	0- 0	AWAY	0- 0	0- 0	0- 0			
0- 0	0- 0	0- 0	NEUTRAL	0- 0	0- 0	0- 0			

RPI 1-25				RPI 26-50				RPI 51-100				RPI 101+ Team's RPI: 175			
RPI	S	Opponent	Score	RPI	S	Opponent	Score	RPI	S	Opponent	Score	RPI	S	Opponent	Score
33	A	Tennessee	46 73	52	A	Charlotte	53 70	218	H	Davi dson	69 56				
49	A	Mi ddl e Tenn.	46 67	89	A	Tennessee Tech	53 60	229	A	Furman	47 58				
								255	H	Wofford	60 46				
								276	H	ETSU	56 55				
								289	H	Western Caro.	74 49				
LAST 12 Division I GAMES:															
49	A	Middle Tenn.	46 67	229	A	Furman	47 58								
89	A	Tennessee Tech	53 60	255	H	Wofford	60 46								
276	H	ETSU	56 55	218	H	Davi dson	69 56								
				289	H	Western Caro.	74 49								
				33	A	Tennessee	46 73								
				52	A	Charlotte	53 70								

Non-Div I Games: Warren Wilson 92 31

UNC Asheville

Average RPI Win:	248	WON-LOST	WINNING	LAST 10	STRENGTH OF	OPP. STRENGTH	TEAM	ADJ.	CONF.	ADJ CONF.
Average RPI Loss:	172	RECORD	PCT. RANK	GAMES	SCHEDULE	OF SCHEDULE	RPI	RPI	RPI	RPI

DIV. I ONLY	2- 7	286	5-5	172	249	271	271	22	22
DIV. I NON-CONF.	2- 7	285	0- 1	173	248	271	271	22	22

TOTALS	RPI 1-25	RPI 26-50	W-L RECORDS	RPI 51-100	RPI 101-150	RPI 150+			
2- 7	0- 0	0- 1	OVERALL	0- 0	0- 1	2- 5			
1- 0	0- 0	0- 0	HOME	0- 0	0- 0	1- 0			
0- 6	0- 0	0- 1	AWAY	0- 0	0- 0	0- 5			
1- 1	0- 0	0- 0	NEUTRAL	0- 0	0- 1	1- 0			
2- 7	0- 0	0- 1	NON-CONFERENCE	0- 0	0- 1	2- 5			
1- 0	0- 0	0- 0	HOME	0- 0	0- 0	1- 0			
0- 6	0- 0	0- 1	AWAY	0- 0	0- 0	0- 5			
1- 1	0- 0	0- 0	NEUTRAL	0- 0	0- 1	1- 0			
0- 0	0- 0	0- 0	CONFERENCE	0- 0	0- 0	0- 0			
0- 0	0- 0	0- 0	HOME	0- 0	0- 0	0- 0			
0- 0	0- 0	0- 0	AWAY	0- 0	0- 0	0- 0			
0- 0	0- 0	0- 0	NEUTRAL	0- 0	0- 0	0- 0			

RPI 1-25				RPI 26-50				RPI 51-100				RPI 101+ Team's RPI: 271			
RPI	S	Opponent	Score	RPI	S	Opponent	Score	RPI	S	Opponent	Score	RPI	S	Opponent	Score
				41	A	North Carolina	62 83					108	N	Seton Hall	64 71
												161	A	Appalachian St.	65 68
												177	A	Georgia St.	63 70
												186	A	Campbell	49 53
												189	A	High Point	75 82
												228	N	Eastern Mich.	49 44
												267	H	Liberty	48 45
												340	A	N.C. Central	57 66

LAST 12 Division I GAMES:															
				108	N	Seton Hall	64 71	186	A	Campbell	49 53				
				228	N	Eastern Mich.	49 44	161	A	Appalachian St.	65 68				
				267	H	Liberty	48 45	177	A	Georgia St.	63 70				
				340	A	N.C. Central	57 66								
				41	A	North Carolina	62 83								
				189	A	High Point	75 82								

Non-Div I Games:	Pfeiffer	92 23	UNC Pembroke	72 32	Lees-McRae	92 36	Young Harris	62 29
								UNC Greensboro

Average RPI Win: 335
Average RPI Loss: 90

WON-LOST
RECORD

WINNING
PCT. RANK

LAST 10
GAMES

STRENGTH OF
SCHEDULE

OPP. STRENGTH
OF SCHEDULE

TEAM
RPI

ADJ.
RPI

CONF.
RPI

ADJ CONF.
RPI

DIV. I ONLY	4- 4	157	6-4	265	304	207	207	13	13
DIV. I NON-CONF.	4- 4	157	1- 0	263	304	207	207	13	13
<hr/>									
TOTALS	RPI 1-25	RPI 26-50	W-L RECORDS	RPI 51-100	RPI 101-150	RPI 150+			
4- 4	0- 0	0- 1	OVERALL	0- 1	0- 2	4- 0			
3- 0	0- 0	0- 0	HOME	0- 0	0- 0	3- 0			
1- 4	0- 0	0- 1	AWAY	0- 1	0- 2	1- 0			
0- 0	0- 0	0- 0	NEUTRAL	0- 0	0- 0	0- 0			
4- 4	0- 0	0- 1	NON-CONFERENCE	0- 1	0- 2	4- 0			
3- 0	0- 0	0- 0	HOME	0- 0	0- 0	3- 0			
1- 4	0- 0	0- 1	AWAY	0- 1	0- 2	1- 0			
0- 0	0- 0	0- 0	NEUTRAL	0- 0	0- 0	0- 0			
0- 0	0- 0	0- 0	CONFERENCE	0- 0	0- 0	0- 0			
0- 0	0- 0	0- 0	HOME	0- 0	0- 0	0- 0			
0- 0	0- 0	0- 0	AWAY	0- 0	0- 0	0- 0			
0- 0	0- 0	0- 0	NEUTRAL	0- 0	0- 0	0- 0			

RPI	S	Opponent	Score	RPI	S	Opponent	Score	RPI	S	Opponent	Score	RPI	S	Opponent	Score	Team's RPI: 207
41	A	North Carolina	55 82	72	A	Ohio	72 95	123	A	Pittsburgh	56 60	124	A	VCU	47 58	
								310	H	Presbyteria n	63 48	340	A	N. C. Central	89 82	
								342	H	Grand Canyon	77 55	348	H	Longwood	35 33	
<hr/>																
LAST 12 Division I GAMES:																
124	A	VCU	47 58	348	H	Longwood	35 33	123	A	Pittsburgh	56 60	41	A	North Carolina	55 82	
340	A	N. C. Central	89 82													
342	H	Grand Canyon	77 55													
310	H	Presbyteria n	63 48													
72	A	Ohio	72 95													

Non-Div I Games: Fayetteville St. 72 54 Belmont Abbey 74 58

UNCW

Loss, Non-Conf, S Site, H Home A Away N Neutral

Average RPI Win:	183	WON-LOST	WINNING	LAST 10	STRENGTH OF	OPP. STRENGTH	TEAM	ADJ.	CONF.	ADJ CONF.
Average RPI Loss:	55	RECORD	PCT. RANK	GAMES	SCHEDULE	OF SCHEDULE	RPI	RPI	RPI	RPI
DIV. I ONLY	6- 4	119	6-4	111	67	74	74	14	14	
DIV. I NON-CONF.	6- 4	121	0- 1	110	66	74	74	14	14	

TOTALS	RPI 1-25	RPI 26-50	W-L RECORDS	RPI 51-100	RPI 101-150	RPI 150+				
6- 4	0- 2	0- 0	OVERALL	2- 1	0- 1	4- 0				
4- 0	0- 0	0- 0	HOME	1- 0	0- 0	3- 0				
2- 3	0- 2	0- 0	AWAY	1- 0	0- 1	1- 0				
0- 1	0- 0	0- 0	NEUTRAL	0- 1	0- 0	0- 0				
6- 4	0- 2	0- 0	NON-CONFERENCE	2- 1	0- 1	4- 0				
4- 0	0- 0	0- 0	HOME	1- 0	0- 0	3- 0				
2- 3	0- 2	0- 0	AWAY	1- 0	0- 1	1- 0				
0- 1	0- 0	0- 0	NEUTRAL	0- 1	0- 0	0- 0				
0- 0	0- 0	0- 0	CONFERENCE	0- 0	0- 0	0- 0				
0- 0	0- 0	0- 0	HOME	0- 0	0- 0	0- 0				
0- 0	0- 0	0- 0	AWAY	0- 0	0- 0	0- 0				
0- 0	0- 0	0- 0	NEUTRAL	0- 0	0- 0	0- 0				

RPI 1-25				RPI 26-50				RPI 51-100 Team's RPI: 74				RPI 101+			
RPI	S	Opponent	Score	RPI	S	Opponent	Score	RPI	S	Opponent	Score	RPI	S	Opponent	Score
12	A	Iowa	57 83					78	N	Boise St.	60 61	111	A	Northern Ill.	59 70
17	A	Marquette	61 102					80	A	IUPUI	53 40	185	H	North Dakota	64 60
								93	H	Creighton	65 55	214	H	Delaware	79 67
												242	A	Long Beach St.	71 64
												285	H	Omaha	79 50

LAST 12 Division I GAMES:															
111	A	Northern Ill.	59 70	17	A	Marquette	61 102	285	H	Omaha	79 50				
242	A	Long Beach St.	71 64					12	A	Iowa	57 83				
93	H	Creighton	65 55					185	H	North Dakota	64 60				
214	H	Delaware	79 67					80	A	IUPUI	53 40				
								78	N	Boise St.	60 61				

Non-Div I Games: Minnesota St. 73 56

UNI

UNLVUNLV

UNLV

Average RPI	Win:	340	WON-LOST	WINNING	LAST 10	STRENGTH OF	OPP. STRENGTH	TEAM	ADJ.	CONF.	ADJ CONF.
Average RPI	Loss:	197	RECORD	PCT. RANK	GAMES	SCHEDULE	OF SCHEDULE	RPI	RPI	RPI	RPI
DIV. I ONLY		1- 7		320	4-6	257	303	305	305	29	29
DIV. I NON-CONF.		1- 7		319	0- 0	256	303	304	304	29	29
<hr/>											
TOTALS	RPI 1-25		RPI 26-50		W-L RECORDS	RPI 51-100		RPI 101-150		RPI 150+	
1- 7	0- 0		0- 1		OVERALL	0- 1		0- 0		1- 5	
0- 0	0- 0		0- 0		HOME	0- 0		0- 0		0- 0	
1- 7	0- 0		0- 1		AWAY	0- 1		0- 0		1- 5	
0- 0	0- 0		0- 0		NEUTRAL	0- 0		0- 0		0- 0	
1- 7	0- 0		0- 1		NON-CONFERENCE	0- 1		0- 0		1- 5	
0- 0	0- 0		0- 0		HOME	0- 0		0- 0		0- 0	
1- 7	0- 0		0- 1		AWAY	0- 1		0- 0		1- 5	
0- 0	0- 0		0- 0		NEUTRAL	0- 0		0- 0		0- 0	
0- 0	0- 0		0- 0		CONFERENCE	0- 0		0- 0		0- 0	
0- 0	0- 0		0- 0		HOME	0- 0		0- 0		0- 0	
0- 0	0- 0		0- 0		AWAY	0- 0		0- 0		0- 0	
0- 0	0- 0		0- 0		NEUTRAL	0- 0		0- 0		0- 0	

RPI 1-25				RPI 26-50				RPI 51-100				RPI 101+ Team's RPI: 305			
RPI	S	Opponent	Score	RPI	S	Opponent	Score	RPI	S	Opponent	Score	RPI	S	Opponent	Score
				27	A	Virginia Tech	45 96	85	A	Nebraska	64 87	165	A	East Carolina	53 63
												229	A	Furman	67 78
												285	A	Omaha	69 96
												289	A	Western Caro.	64 68
												297	A	South Carolina St.	66 71
												340	A	N.C. Central	82 63
<hr/>															
LAST 12 Division I GAMES:															
165	A	East Carolina	53 63	229	A	Furman	67 78	85	A	Nebraska	64 87	285	A	Omaha	69 96
289	A	Western Caro.	64 68	285	A	Omaha	69 96	27	A	Virginia Tech	45 96				
297	A	South Carolina St.	66 71												
340	A	N.C. Central	82 63												

Non-Div I Games: Brevard 71 53 Converse 69 51 UNKNOWN 101 53

USC Upstate

Average RPI	Win:	219	WON-LOST	WINNING	LAST 10	STRENGTH OF	OPP. STRENGTH	TEAM	ADJ.	CONF.	ADJ CONF.
Average RPI	Loss:	64	RECORD	PCT. RANK	GAMES	SCHEDULE	OF SCHEDULE	RPI	RPI	RPI	RPI
DIV. I ONLY		7- 3		82	7-3	259	110	136	136	18	18
DIV. I NON-CONF.		7- 3		83	0- 1	259	111	136	136	19	19

TOTALS	RPI 1-25		RPI 26-50		W-L RECORDS	RPI 51-100		RPI 101-150		RPI 150+	
7- 3	0- 0		0- 2		OVERALL	0- 0		3- 1		4- 0	
3- 2	0- 0		0- 2		HOME	0- 0		1- 0		2- 0	
4- 1	0- 0		0- 0		AWAY	0- 0		2- 1		2- 0	
0- 0	0- 0		0- 0		NEUTRAL	0- 0		0- 0		0- 0	
7- 3	0- 0		0- 2		NON-CONFERENCE	0- 0		3- 1		4- 0	
3- 2	0- 0		0- 2		HOME	0- 0		1- 0		2- 0	
4- 1	0- 0		0- 0		AWAY	0- 0		2- 1		2- 0	
0- 0	0- 0		0- 0		NEUTRAL	0- 0		0- 0		0- 0	
0- 0	0- 0		0- 0		CONFERENCE	0- 0		0- 0		0- 0	
0- 0	0- 0		0- 0		HOME	0- 0		0- 0		0- 0	
0- 0	0- 0		0- 0		AWAY	0- 0		0- 0		0- 0	
0- 0	0- 0		0- 0		NEUTRAL	0- 0		0- 0		0- 0	

RPI 1-25				RPI 26-50				RPI 51-100				RPI 101+ Team's RPI: 136			
RPI	S	Opponent	Score	RPI	S	Opponent	Score	RPI	S	Opponent	Score	RPI	S	Opponent	Score
				39	H	Southern Cal i forni a	61 73					102	A	Fresno St.	61 70
				50	H	Arkansas	65 66					120	A	Houston	65 61
												121	H	Grambling	78 54
												126	A	Oral Roberts	80 62
												268	A	San Francisco	80 73
												286	H	UTSA	53 48
												300	A	Incarnate Word	97 49
												311	H	Jackson St.	99 63

LAST 12 Division I GAMES:															
				120	A	Houston	65 61	39	H	Southern Cal i forni a	61 73				
				126	A	Oral Roberts	80 62	286	H	UTSA	53 48				
				300	A	Incarnate Word	97 49	50	H	Arkansas	65 66				
				268	A	San Francisco	80 73	311	H	Jackson St.	99 63				
				102	A	Fresno St.	61 70								
				121	H	Grambling	78 54								

Non-Div I Games:

UT Arlington

Average RPI Win: 196

Average RPI Loss: 63

WON-LOST
RECORDWINNING
PCT. RANKLAST 10
GAMESSTRENGTH OF
SCHEDULEOPP. STRENGTH
OF SCHEDULETEAM
RPIADJ.
RPICONF.
RPIADJ CONF.
RPIDIV. I ONLY
DIV. I NON-CONF.5- 3
5- 3114
1157-3
0- 0184
18451
5183
8383
8321
2121
21

TOTALS

RPI 1-25

RPI 26-50

W-L RECORDS

RPI 51-100

RPI 101-150

RPI 150+

5- 3

0- 1

0- 0

OVERALL

0- 2

2- 0

3- 0

3- 0

0- 0

0- 0

HOME

0- 0

1- 0

2- 0

2- 3

0- 1

0- 0

AWAY

0- 2

1- 0

1- 0

0- 0

0- 0

0- 0

NEUTRAL

0- 0

0- 0

0- 0

5- 3

0- 1

0- 0

NON-CONFERENCE

0- 2

2- 0

3- 0

3- 0

0- 0

0- 0

HOME

0- 0

1- 0

2- 0

2- 3

0- 1

0- 0

AWAY

0- 2

1- 0

1- 0

0- 0

0- 0

0- 0

NEUTRAL

0- 0

0- 0

0- 0

0- 0

0- 0

0- 0

CONFERENCE

0- 0

0- 0

0- 0

0- 0

0- 0

0- 0

HOME

0- 0

0- 0

0- 0

0- 0

0- 0

0- 0

AWAY

0- 0

0- 0

0- 0

0- 0

0- 0

0- 0

NEUTRAL

0- 0

0- 0

0- 0

RPI 1-25

RPI 26-50

RPI 51-100

Team's RPI: 83

RPI 101+

RPI	S	Opponent	Score
8	A	Louisville	62 102

RPI	S	Opponent	Score
-----	---	----------	-------

RPI	S	Opponent	Score
80	A	IUPUI	72 73
100	A	Northwestern	64 90

RPI	S	Opponent	Score
131	H	Southern Ill.	95 94
135	A	Chattanooga	81 79
187	H	Arkansas St.	97 91
209	H	Samford	89 68
318	A	Lipscomb	62 53

LAST 12 Division I GAMES:

187	H	Arkansas St.	97	91	318	A	Lipscomb	62	53
80	A	IUPUI	72	73	8	A	Louisville	62	102
131	H	Southern Ill.	95	94	135	A	Chattanooga	81	79
209	H	Samford	89	68	100	A	Northwestern	64	90

Non-Div I Games: Ala.-Huntsville 100 69 Christian Bros. 108 82

UT Martin

Loss,
 Non-Conf,
 S Site,
 H Home
A Away
 N Neutral

UTEP				Through Games Of Dec. 28, 2018							
Average RPI Win:		306	WON-LOST RECORD	WINNING PCT. RANK	LAST 10 GAMES	STRENGTH OF SCHEDULE	OPP. STRENGTH OF SCHEDULE	TEAM RPI	ADJ. RPI	CONF. RPI	ADJ CONF. RPI
Average RPI Loss:		164									
DIV. I ONLY		3- 9	270	1-9	222	320	315	315	15	15	
DIV. I NON-CONF.		3- 9	270	0- 1	220	320	315	315	17	17	
<hr/>											
TOTALS		RPI 1-25	RPI 26-50		W-L RECORDS		RPI 51-100	RPI 101-150	RPI 150+		
3- 9		0- 0	0- 1		OVERALL		0- 0	0- 1	3- 7		
2- 5		0- 0	0- 0		HOME		0- 0	0- 0	2- 5		
0- 3		0- 0	0- 1		AWAY		0- 0	0- 1	0- 1		
1- 1		0- 0	0- 0		NEUTRAL		0- 0	0- 0	1- 1		
3- 9		0- 0	0- 1		NON-CONFERENCE		0- 0	0- 1	3- 7		
2- 5		0- 0	0- 0		HOME		0- 0	0- 0	2- 5		
0- 3		0- 0	0- 1		AWAY		0- 0	0- 1	0- 1		
1- 1		0- 0	0- 0		NEUTRAL		0- 0	0- 0	1- 1		
0- 0		0- 0	0- 0		CONFERENCE		0- 0	0- 0	0- 0		
0- 0		0- 0	0- 0		HOME		0- 0	0- 0	0- 0		
0- 0		0- 0	0- 0		AWAY		0- 0	0- 0	0- 0		
0- 0		0- 0	0- 0		NEUTRAL		0- 0	0- 0	0- 0		

RPI 1-25				RPI 26-50				RPI 51-100				RPI 101+ Team's RPI: 315			
RPI	S	Opponent	Score	RPI	S	Opponent	Score	RPI	S	Opponent	Score	RPI	S	Opponent	Score
				26	A	New Mexico	51 69					103	A	Arizona	40 62
												151	H	Abilene Christian	69 70
												155	H	Portland St.	61 89
												167	H	New Mexico St.	65 69
												170	H	Nicholls St.	56 58
												187	H	Arkansas St.	66 67
												200	N	Akron	57 64
												262	N	Western Ill.	84 72
												306	H	CSU Bakersfield	53 47
												313	A	Weber St.	63 68
												351	H	Alcorn	77 51
<hr/>															
LAST 12 Division I GAMES:															
				200	N	Akron	57 64	103	A	Arizona	40 62				
				262	N	Western Ill.	84 72	155	H	Portland St.	61 89				
				170	H	Nicholls St.	56 58	26	A	New Mexico	51 69				
				167	H	New Mexico St.	65 69	187	H	Arkansas St.	66 67				
				306	H	CSU Bakersfield	53 47	313	A	Weber St.	63 68				
				351	H	Alcorn	77 51	151	H	Abilene Christian	69 70				

Non-Div I Games:

UTEP

Average RPI Win:	275	WON-LOST	WINNING	LAST 10	STRENGTH OF	OPP. STRENGTH	TEAM	ADJ.	CONF.	ADJ CONF.
Average RPI Loss:	138	RECORD	PCT. RANK	GAMES	SCHEDULE	OF SCHEDULE	RPI	RPI	RPI	RPI
DIV. I ONLY	3- 7	252	3-7	177	239	286	286	15	15	
DIV. I NON-CONF.	3- 7	252	0- 1	178	239	286	286	17	17	
<hr/>										
TOTALS	RPI 1-25	RPI 26-50	W-L RECORDS	RPI 51-100	RPI 101-150	RPI 150+				
3- 7	0- 0	0- 0	OVERALL	0- 2	0- 3	3- 2				
3- 3	0- 0	0- 0	HOME	0- 1	0- 1	3- 1				
0- 3	0- 0	0- 0	AWAY	0- 1	0- 2	0- 0				
0- 1	0- 0	0- 0	NEUTRAL	0- 0	0- 0	0- 1				
3- 7	0- 0	0- 0	NON-CONFERENCE	0- 2	0- 3	3- 2				
3- 3	0- 0	0- 0	HOME	0- 1	0- 1	3- 1				
0- 3	0- 0	0- 0	AWAY	0- 1	0- 2	0- 0				
0- 1	0- 0	0- 0	NEUTRAL	0- 0	0- 0	0- 1				
0- 0	0- 0	0- 0	CONFERENCE	0- 0	0- 0	0- 0				
0- 0	0- 0	0- 0	HOME	0- 0	0- 0	0- 0				
0- 0	0- 0	0- 0	AWAY	0- 0	0- 0	0- 0				
0- 0	0- 0	0- 0	NEUTRAL	0- 0	0- 0	0- 0				

RPI	S	Opponent	Score	RPI	S	Opponent	Score	RPI	S	Opponent	Score	RPI	S	Opponent	Score	Team's RPI: 286
56	A	Texas	54	98	80	H	IUPUI	50	58	108	A	Seton Hall	53	84		
										128	H	Utah St.	56	62		
										136	A	UT Arlington	48	53		
										181	H	Texas St.	60	68		
										183	H	San Diego	87	77		
										280	N	UMBC	58	72		
										313	H	Weber St.	66	59		
										328	H	UTRGV	61	58		
<hr/>																
LAST 12 Division I GAMES:																
136	A	UT Arlington	48	53	80	H	IUPUI	50	58	181	H	Texas St.	60	68		
183	H	San Diego	87	77	328	H	UTRGV	61	58	108	A	Seton Hall	53	84		
128	H	Utah St.	56	62	280	N	UMBC	58	72							
56	A	Texas	54	98												
313	H	Weber St.	66	59												

Non-Div I Games: Concordia (TX) 78 51

UTSA

U t a h

Utah

Utah

Average RPI	Win:	236	WON-LOST	WINNING	LAST 10	STRENGTH OF	OPP. STRENGTH	TEAM	ADJ.	CONF.	ADJ CONF.
Average RPI	Loss:	80	RECORD	PCT. RANK	GAMES	SCHEDULE	OF SCHEDULE	RPI	RPI	RPI	RPI
DIV. I ONLY		4- 6		211	4-6	53	109	128	128	9	9
DIV. I NON-CONF.		4- 6		212	0- 1	53	110	128	128	9	9
<hr/>											
TOTALS	RPI 1-25		RPI 26-50		W-L RECORDS	RPI 51-100		RPI 101-150		RPI 150+	
4- 6	0- 1		0- 2		OVERALL	0- 2		1- 0		3- 1	
1- 3	0- 1		0- 0		HOME	0- 1		0- 0		1- 1	
3- 1	0- 0		0- 0		AWAY	0- 1		1- 0		2- 0	
0- 2	0- 0		0- 2		NEUTRAL	0- 0		0- 0		0- 0	
4- 6	0- 1		0- 2		NON-CONFERENCE	0- 2		1- 0		3- 1	
1- 3	0- 1		0- 0		HOME	0- 1		0- 0		1- 1	
3- 1	0- 0		0- 0		AWAY	0- 1		1- 0		2- 0	
0- 2	0- 0		0- 2		NEUTRAL	0- 0		0- 0		0- 0	
0- 0	0- 0		0- 0		CONFERENCE	0- 0		0- 0		0- 0	
0- 0	0- 0		0- 0		HOME	0- 0		0- 0		0- 0	
0- 0	0- 0		0- 0		AWAY	0- 0		0- 0		0- 0	
0- 0	0- 0		0- 0		NEUTRAL	0- 0		0- 0		0- 0	

RPI 1-25				RPI 26-50				RPI 51-100				RPI 101+ Team's RPI: 128			
RPI	S	Opponent	Score	RPI	S	Opponent	Score	RPI	S	Opponent	Score	RPI	S	Opponent	Score
3	H	Oregon	58 88	39	N	Southern Cal i forni a	46 55	53	H	BYU	57 62	134	A	Washi ngton St.	72 61
				46	N	Col orado	68 78	95	A	Portl and	54 61	242	H	Long Beach St.	48 50
												256	A	North Texas	57 41
												269	H	Utah Valley	67 62
												286	A	UTSA	62 56
LAST 12 Division I GAMES:															
256	A	North Texas	57 41	242	H	Long Beach St.	48 50								
286	A	UTSA	62 56	269	H	Utah Valley	67 62								
95	A	Portl and	54 61	3	H	Oregon	58 88								
46	N	Col orado	68 78	134	A	Washi ngton St.	72 61								
39	N	Southern Cal i forni a	46 55												
53	H	BYU	57 62												

Non-Div I Games: Northern N.M. 106 35

Utah St.

Average RPI Win: 258

Average RPI Loss: 103

WON-LOST
RECORDWINNING
PCT. RANKLAST 10
GAMESSTRENGTH OF
SCHEDULEOPP. STRENGTH
OF SCHEDULETEAM
RPIADJ.
RPICONF.
RPIADJ CONF.
RPIDIV. I ONLY
DIV. I NON-CONF.3- 6
3- 6238
2394-6
1- 0210
209122
121269
269269
26930
3030
30

TOTALS

RPI 1-25

RPI 26-50

W-L RECORDS

RPI 51-100

RPI 101-150

RPI 150+

3- 6

0- 0

0- 0

OVERALL

0- 4

0- 1

3- 1

3- 2

0- 0

0- 0

HOME

0- 2

0- 0

3- 0

0- 4

0- 0

0- 0

AWAY

0- 2

0- 1

0- 1

0- 0

0- 0

0- 0

NEUTRAL

0- 0

0- 0

0- 0

3- 6

0- 0

0- 0

NON-CONFERENCE

0- 4

0- 1

3- 1

3- 2

0- 0

0- 0

HOME

0- 2

0- 0

3- 0

0- 4

0- 0

0- 0

AWAY

0- 2

0- 1

0- 1

0- 0

0- 0

0- 0

NEUTRAL

0- 0

0- 0

0- 0

0- 0

0- 0

0- 0

CONFERENCE

0- 0

0- 0

0- 0

0- 0

0- 0

0- 0

HOME

0- 0

0- 0

0- 0

0- 0

0- 0

0- 0

AWAY

0- 0

0- 0

0- 0

0- 0

0- 0

0- 0

NEUTRAL

0- 0

0- 0

0- 0

RPI 1-25

RPI S Opponent Score

RPI 26-50

RPI S Opponent Score




RPI 51-100




RPI S Opponent Score




RPI 101+




Team's RPI: 269




RPI S Opponent Score



53   BYU 51  77




59   Idaho St. 68  80



86   Utah 47  85



95   Portland 60  65

128   Utah St. 62  67




182   UC Riverside 56 53




195   Southern Utah 59  60




279   UC Santa Barbara 63 54




313   Weber St. 65 59



LAST 12 Division I GAMES:



195   Southern Utah 59  60



86   Utah 47  85




53   BYU 51  77




95   Portland 60  65

279   UC Santa Barbara 63 54

182   UC Riverside 56 53

313   Weber St. 65 59

128   Utah St. 62  67

59   Idaho St. 68  80

Non-Div I Games:

Ottawa (AZ)

90 61

La Verne

86 79

Arizona Christian 76 68

Utah Valley

Average RPI Win:	221	WON-LOST	WINNING	LAST 10	STRENGTH OF	OPP. STRENGTH	TEAM	ADJ.	CONF.	ADJ CONF.
Average RPI Loss:	76	RECORD	PCT. RANK	GAMES	SCHEDULE	OF SCHEDULE	RPI	RPI	RPI	RPI
DIV. I ONLY	7- 5	130	5-5	171	136	124	124	17	17	
DIV. I NON-CONF.	7- 5	132	1- 0	172	135	124	124	18	18	

TOTALS	RPI 1-25	RPI 26-50	W-L RECORDS	RPI 51-100	RPI 101-150	RPI 150+				
7- 5	0- 1	0- 1	OVERALL	1- 2	1- 1	5- 0				
3- 1	0- 0	0- 0	HOME	1- 1	0- 0	2- 0				
3- 3	0- 1	0- 1	AWAY	0- 0	1- 1	2- 0				
1- 1	0- 0	0- 0	NEUTRAL	0- 1	0- 0	1- 0				
7- 5	0- 1	0- 1	NON-CONFERENCE	1- 2	1- 1	5- 0				
3- 1	0- 0	0- 0	HOME	1- 1	0- 0	2- 0				
3- 3	0- 1	0- 1	AWAY	0- 0	1- 1	2- 0				
1- 1	0- 0	0- 0	NEUTRAL	0- 1	0- 0	1- 0				
0- 0	0- 0	0- 0	CONFERENCE	0- 0	0- 0	0- 0				
0- 0	0- 0	0- 0	HOME	0- 0	0- 0	0- 0				
0- 0	0- 0	0- 0	AWAY	0- 0	0- 0	0- 0				
0- 0	0- 0	0- 0	NEUTRAL	0- 0	0- 0	0- 0				

RPI 1-25				RPI 26-50				RPI 51-100				RPI 101+				Team's RPI: 124
RPI	S	Opponent	Score	RPI	S	Opponent	Score	RPI	S	Opponent	Score	RPI	S	Opponent	Score	
24	A	Old Dominion	57 60	41	A	North Carolina	47 59	61	H	Wake Forest	53 40	138	A	Cincinnati	54 66	
								80	N	IUPUI	61 63	139	A	Georgetown	47 45	
								99	H	Radford	49 54	164	A	William & Mary	72 55	
												207	H	UNCW	58 47	
												312	A	N.C. A&T	54 48	
												313	N	Weber St.	64 36	
												348	H	Longwood	84 55	

LAST 12 Division I GAMES:																
312	A	N.C. A&T	54 48	99	H	Radford	49 54	24	A	Old Dominion	57 60	138	A	Cincinnati	54 66	
313	N	Weber St.	64 36	41	A	North Carolina	47 59	80	N	IUPUI	61 63	139	A	Georgetown	47 45	
61	H	Wake Forest	53 40	348	H	Longwood	84 55	207	H	UNCW	58 47	164	A	William & Mary	72 55	
41	A	North Carolina	47 59	164	A	William & Mary	72 55	312	A	N.C. A&T	54 48	313	N	Weber St.	64 36	
348	H	Longwood	84 55					348	H	Longwood	84 55					
164	A	William & Mary	72 55													

Non-Div I Games:

VCU

Average RPI Win:	305	WON-LOST	WINNING	LAST 10	STRENGTH OF	OPP. STRENGTH	TEAM	ADJ.	CONF.	ADJ CONF.
Average RPI Loss:	191	RECORD	PCT. RANK	GAMES	SCHEDULE	OF SCHEDULE	RPI	RPI	RPI	RPI

DIV. I ONLY	3- 7	252	3-7	268	307	314	314	24	24
DIV. I NON-CONF.	3- 7	252	0- 1	268	307	314	314	24	24
TOTALS	RPI 1-25	RPI 26-50	W-L RECORDS	RPI 51-100	RPI 101-150	RPI 150+			
3- 7	0- 0	0- 0	OVERALL	0- 0	0- 2	3- 5			
2- 5	0- 0	0- 0	HOME	0- 0	0- 2	2- 3			
1- 2	0- 0	0- 0	AWAY	0- 0	0- 0	1- 2			
0- 0	0- 0	0- 0	NEUTRAL	0- 0	0- 0	0- 0			
3- 7	0- 0	0- 0	NON-CONFERENCE	0- 0	0- 2	3- 5			
2- 5	0- 0	0- 0	HOME	0- 0	0- 2	2- 3			
1- 2	0- 0	0- 0	AWAY	0- 0	0- 0	1- 2			
0- 0	0- 0	0- 0	NEUTRAL	0- 0	0- 0	0- 0			
0- 0	0- 0	0- 0	CONFERENCE	0- 0	0- 0	0- 0			
0- 0	0- 0	0- 0	HOME	0- 0	0- 0	0- 0			
0- 0	0- 0	0- 0	AWAY	0- 0	0- 0	0- 0			
0- 0	0- 0	0- 0	NEUTRAL	0- 0	0- 0	0- 0			

RPI 1-25	RPI 26-50	RPI 51-100	RPI 101+	Team's RPI: 314
RPI S Opponent Score	RPI S Opponent Score	RPI S Opponent Score	RPI S Opponent Score	
			116 H Yale 55 58	
			143 H Rhode Isl and 58 61	
			154 A South Fla. 55 102	
			159 H Drexel 44 60	
			204 H Holy Cross 40 65	
			239 H Dartmouth 42 66	
			248 H Ri der 54 49	
			324 A Cani si us 46 67	
			330 A NJIT 71 63	
			337 H Wagner 56 54	
LAST 12 Di vi si on I GAMES:				
159 H Drexel 44 60	324 A Cani si us 46 67			
143 H Rhode Isl and 58 61	154 A South Fla. 55 102			
239 H Dartmouth 42 66	116 H Yale 55 58			
248 H Ri der 54 49	330 A NJIT 71 63			
	204 H Holy Cross 40 65			
	337 H Wagner 56 54			

Non-Di v I Games: Norwi ch 78 28

Vermont

Average RPI Win:	186	WON-LOST	WINNING	LAST 10	STRENGTH OF	OPP. STRENGTH	TEAM	ADJ.	CONF.	ADJ CONF.
Average RPI Loss:	23	RECORD	PCT. RANK	GAMES	SCHEDULE	OF SCHEDULE	RPI	RPI	RPI	RPI
DIV. I ONLY	8- 2	49	8-2	84	121	28	28	4	4	
DIV. I NON-CONF.	8- 2	49	1- 0	84	120	27	27	3	3	

TOTALS	RPI 1-25	RPI 26-50	W-L RECORDS	RPI 51-100	RPI 101-150	RPI 150+				
8- 2	0- 1	0- 1	OVERALL	1- 0	2- 0	5- 0				
5- 0	0- 0	0- 0	HOME	1- 0	2- 0	2- 0				
3- 1	0- 1	0- 0	AWAY	0- 0	0- 0	3- 0				
0- 1	0- 0	0- 1	NEUTRAL	0- 0	0- 0	0- 0				
8- 2	0- 1	0- 1	NON-CONFERENCE	1- 0	2- 0	5- 0				
5- 0	0- 0	0- 0	HOME	1- 0	2- 0	2- 0				
3- 1	0- 1	0- 0	AWAY	0- 0	0- 0	3- 0				
0- 1	0- 0	0- 1	NEUTRAL	0- 0	0- 0	0- 0				
0- 0	0- 0	0- 0	CONFERENCE	0- 0	0- 0	0- 0				
0- 0	0- 0	0- 0	HOME	0- 0	0- 0	0- 0				
0- 0	0- 0	0- 0	AWAY	0- 0	0- 0	0- 0				
0- 0	0- 0	0- 0	NEUTRAL	0- 0	0- 0	0- 0				

RPI	S	Opponent	Score	RPI	S	Opponent	Score	RPI	S	Opponent	Score	RPI	S	Opponent	Score
19	A	UCF	56 71	27	N	Virginia Tech	59 61	87	H	Princeton	67 46	117	H	Hartford	59 41
												149	H	Georgia	62 56
												172	A	Lehigh	70 48
												212	H	Temple	76 68
												217	A	George Washington	60 45
												252	H	La Salle	81 68
												282	A	Saint Joseph's	47 35

LAST 12 Division I GAMES:															
149	H	Georgia	62 56	282	A	Saint Joseph's	47 35	87	H	Princeton	67 46	19	A	UCF	56 71
212	H	Temple	76 68	27	N	Virginia Tech	59 61	252	H	La Salle	81 68	172	A	Lehigh	70 48

Non-Div I Games:

Villanova

Average RPI Win:	183	WON-LOST	WINNING	LAST 10	STRENGTH OF	OPP. STRENGTH	TEAM	ADJ.	CONF.	ADJ CONF.
Average RPI Loss:	78	RECORD	PCT. RANK	GAMES	SCHEDULE	OF SCHEDULE	RPI	RPI	RPI	RPI
DIV. I ONLY	5- 7	205	5-5	54	95	153	153	1	1	
DIV. I NON-CONF.	5- 7	207	1- 0	54	96	153	153	1	1	

TOTALS	RPI 1-25	RPI 26-50	W-L RECORDS	RPI 51-100	RPI 101-150	RPI 150+				
5- 7	1- 2	0- 1	OVERALL	0- 2	0- 1	4- 1				
3- 4	0- 1	0- 0	HOME	0- 2	0- 0	3- 1				
1- 2	1- 1	0- 1	AWAY	0- 0	0- 0	0- 0				
1- 1	0- 0	0- 0	NEUTRAL	0- 0	0- 1	1- 0				
5- 7	1- 2	0- 1	NON-CONFERENCE	0- 2	0- 1	4- 1				
3- 4	0- 1	0- 0	HOME	0- 2	0- 0	3- 1				
1- 2	1- 1	0- 1	AWAY	0- 0	0- 0	0- 0				
1- 1	0- 0	0- 0	NEUTRAL	0- 0	0- 1	1- 0				
0- 0	0- 0	0- 0	CONFERENCE	0- 0	0- 0	0- 0				
0- 0	0- 0	0- 0	HOME	0- 0	0- 0	0- 0				
0- 0	0- 0	0- 0	AWAY	0- 0	0- 0	0- 0				
0- 0	0- 0	0- 0	NEUTRAL	0- 0	0- 0	0- 0				

RPI 1-25				RPI 26-50				RPI 51-100				RPI 101+ Team's RPI: 153			
RPI	S	Opponent	Score	RPI	S	Opponent	Score	RPI	S	Opponent	Score	RPI	S	Opponent	Score
13	H	Mississippi St.	44 72	36	A	Michigan St.	66 91	58	H	Central Mich.	61 74	101	N	Alabama	52 64
18	A	Kentucky	51 63					99	H	Radford	44 57	154	N	South Fla.	74 67
24	A	Old Dominion	73 67									180	H	American	57 54
												224	H	Saint Louis	65 67
												245	H	Coppin St.	55 41
												312	H	N.C. A&T	67 57

LAST 12 Division I GAMES:															
154	N	South Fla.	74 67	36	A	Michigan St.	66 91	224	H	Saint Louis	65 67				
101	N	Alabama	52 64					58	H	Central Mich.	61 74				
99	H	Radford	44 57					312	H	N.C. A&T	67 57				
180	H	American	57 54					24	A	Old Dominion	73 67				
245	H	Coppin St.	55 41					18	A	Kentucky	51 63				
13	H	Mississippi St.	44 72												

Non-Div I Games:

Virginia

Average RPI Win: 166 WON-LOST RECORD WINNING PCT. RANK LAST 10 GAMES STRENGTH OF SCHEDULE OPP. STRENGTH OF SCHEDULE TEAM RPI ADJ. RPI CONF. RPI ADJ CONF. RPI

DIV. I ONLY	12- 0	1	10-0	231	49	27	27	1	1
DIV. I NON-CONF.	12- 0	1	1- 0	229	49	26	26	1	1

TOTALS	RPI 1-25	RPI 26-50	W-L RECORDS	RPI 51-100	RPI 101-150	RPI 150+
12- 0	0- 0	1- 0	OVERALL	3- 0	2- 0	6- 0
7- 0	0- 0	0- 0	HOME	2- 0	1- 0	4- 0
1- 0	0- 0	0- 0	AWAY	0- 0	0- 0	1- 0
4- 0	0- 0	1- 0	NEUTRAL	1- 0	1- 0	1- 0
12- 0	0- 0	1- 0	NON-CONFERENCE	3- 0	2- 0	6- 0
7- 0	0- 0	0- 0	HOME	2- 0	1- 0	4- 0
1- 0	0- 0	0- 0	AWAY	0- 0	0- 0	1- 0
4- 0	0- 0	1- 0	NEUTRAL	1- 0	1- 0	1- 0
0- 0	0- 0	0- 0	CONFERENCE	0- 0	0- 0	0- 0
0- 0	0- 0	0- 0	HOME	0- 0	0- 0	0- 0
0- 0	0- 0	0- 0	AWAY	0- 0	0- 0	0- 0
0- 0	0- 0	0- 0	NEUTRAL	0- 0	0- 0	0- 0

RPI 1-25	RPI 26-50	Team's RPI: 27	RPI 51-100	RPI 101+
RPI S Opponent Score	RPI S Opponent Score		RPI S Opponent Score	RPI S Opponent Score
28 N Villanova 61 59	51 H Rutgers 67 51		65 N Dayton 69 57	110 N Ohio St. 81 73
	99 H Radford 55 44			135 H Chattanooga 74 59
				211 H Mt. St. Mary's 83 51
				225 H Ga. Southern 78 49
				227 H Monmouth 82 49
				267 A Liberty 72 61
				270 N Richmond 85 57
				305 H USC Upstate 96 45
LAST 12 Division I GAMES:				
110 N Ohio St. 81 73	270 N Richmond 85 57		28 N Villanova 61 59	
65 N Dayton 69 57	135 H Chattanooga 74 59		227 H Monmouth 82 49	
211 H Mt. St. Mary's 83 51	267 A Liberty 72 61		225 H Ga. Southern 78 49	
99 H Radford 55 44				
51 H Rutgers 67 51				
305 H USC Upstate 96 45				

Non-Div I Games:

Virginia Tech

W
a
g
n
e
rW
a
g
n
e
r

Wagner

Average RPI Win:	161	WON-LOST	WINNING	LAST 10	STRENGTH OF	OPP. STRENGTH	TEAM	ADJ.	CONF.	ADJ CONF.
Average RPI Loss:	99	RECORD	PCT. RANK	GAMES	SCHEDULE	OF SCHEDULE	RPI	RPI	RPI	RPI
DIV. I ONLY	8- 4	95	6-4	45	175	61	61	1	1	
DIV. I NON-CONF.	8- 4	95	1- 0	45	174	62	62	1	1	

TOTALS	RPI 1-25	RPI 26-50	W-L RECORDS	RPI 51-100	RPI 101-150	RPI 150+				
8- 4	0- 1	0- 0	OVERALL	4- 1	0- 1	4- 1				
6- 2	0- 1	0- 0	HOME	3- 1	0- 0	3- 0				
1- 2	0- 0	0- 0	AWAY	1- 0	0- 1	0- 1				
1- 0	0- 0	0- 0	NEUTRAL	0- 0	0- 0	1- 0				
8- 4	0- 1	0- 0	NON-CONFERENCE	4- 1	0- 1	4- 1				
6- 2	0- 1	0- 0	HOME	3- 1	0- 0	3- 0				
1- 2	0- 0	0- 0	AWAY	1- 0	0- 1	0- 1				
1- 0	0- 0	0- 0	NEUTRAL	0- 0	0- 0	1- 0				
0- 0	0- 0	0- 0	CONFERENCE	0- 0	0- 0	0- 0				
0- 0	0- 0	0- 0	HOME	0- 0	0- 0	0- 0				
0- 0	0- 0	0- 0	AWAY	0- 0	0- 0	0- 0				
0- 0	0- 0	0- 0	NEUTRAL	0- 0	0- 0	0- 0				

RPI 1-25				RPI 26-50				RPI 51-100				RPI 101+			
RPI	S	Opponent	Score	RPI	S	Opponent	Score	RPI	S	Opponent	Score	RPI	S	Opponent	Score
15	H	Indiana	73 87					52	A	Charlotte	69 43	124	A	VCU	40 53
								70	H	St. John's (NY)	64 59	157	H	Towson	60 53
								90	H	Xavier	50 62	165	A	East Carolina	61 70
								91	H	James Madison	50 49	251	H	UMES	78 67
								98	H	Mercer	69 54	270	H	Richmond	62 48
												297	N	South Carolina St.	58 44

LAST 12 Division I GAMES:															
91	H	James Madison	50 49	297	N	South Carolina St.	58 44	90	H	Xavier	50 62				
251	H	UMES	78 67					124	A	VCU	40 53				
52	A	Charlotte	69 43					270	H	Richmond	62 48				
70	H	St. John's (NY)	64 59					98	H	Mercer	69 54				
15	H	Indiana	73 87					157	H	Towson	60 53				
165	A	East Carolina	61 70												

Non-Div I Games:

Wake Forest

Average RPI	Win:	157	WON-LOST	WINNING	LAST 10	STRENGTH OF	OPP. STRENGTH	TEAM	ADJ.	CONF.	ADJ CONF.
Average RPI	Loss:	84	RECORD	PCT. RANK	GAMES	SCHEDULE	OF SCHEDULE	RPI	RPI	RPI	RPI
DIV. I ONLY		7- 5		130	5-5	62	114	105	105	2	2
DIV. I NON-CONF.		7- 5		132	0- 1	63	114	106	106	2	2
<hr/>											
TOTALS	RPI 1-25		RPI 26-50		W-L RECORDS	RPI 51-100		RPI 101-150		RPI 150+	
7- 5	0- 1		1- 0		OVERALL	1- 2		2- 2		3- 0	
5- 2	0- 1		0- 0		HOME	1- 1		2- 0		2- 0	
1- 1	0- 0		0- 0		AWAY	0- 1		0- 0		1- 0	
1- 2	0- 0		1- 0		NEUTRAL	0- 0		0- 2		0- 0	
7- 5	0- 1		1- 0		NON-CONFERENCE	1- 2		2- 2		3- 0	
5- 2	0- 1		0- 0		HOME	1- 1		2- 0		2- 0	
1- 1	0- 0		0- 0		AWAY	0- 1		0- 0		1- 0	
1- 2	0- 0		1- 0		NEUTRAL	0- 0		0- 2		0- 0	
0- 0	0- 0		0- 0		CONFERENCE	0- 0		0- 0		0- 0	
0- 0	0- 0		0- 0		HOME	0- 0		0- 0		0- 0	
0- 0	0- 0		0- 0		AWAY	0- 0		0- 0		0- 0	
0- 0	0- 0		0- 0		NEUTRAL	0- 0		0- 0		0- 0	

RPI 1-25				RPI 26-50				RPI 51-100				RPI 101+ Team's RPI: 105			
RPI	S	Opponent	Score	RPI	S	Opponent	Score	RPI	S	Opponent	Score	RPI	S	Opponent	Score
13	H	Mississippi St.	56 103	43	N	Duke	71 64	73	A	Tulane	51 63	110	H	Ohio St.	69 59
								77	H	Montana	69 54	112	N	Michigan	73 80
								78	H	Boise St.	69 73	144	N	Fordham	57 65
												145	H	Northern Ariz.	81 59
												191	H	George Mason	81 52
												210	H	Cal St. Fullerton	83 74
												323	A	Seattle U	69 58
<hr/>															
LAST 12 Division I GAMES:															
112	N	Michigan	73 80	78	H	Boise St.	69 73								
144	N	Fordham	57 65	323	A	Seattle U	69 58								
13	H	Mississippi St.	56 103	43	N	Duke	71 64								
77	H	Montana	69 54	73	A	Tulane	51 63								
110	H	Ohio St.	69 59	145	H	Northern Ariz.	81 59								
191	H	George Mason	81 52	210	H	Cal St. Fullerton	83 74								

Non-Div I Games:

Washington

Average RPI Win: 165

Average RPI Loss: 78

WON-LOST
RECORDWINNING
PCT. RANKLAST 10
GAMESSTRENGTH OF
SCHEDULEOPP. STRENGTH
OF SCHEDULETEAM
RPIADJ.
RPICONF.
RPIADJ CONF.
RPIDIV. I ONLY
DIV. I NON-CONF.5- 6
5- 6178
1775-5
1- 041
42132
131134
134134
1342
22
2

TOTALS

RPI 1-25

RPI 26-50

W-L RECORDS

RPI 51-100

RPI 101-150

RPI 150+

5- 6 0- 1
3- 3 0- 0
0- 2 0- 1
2- 1 0- 00- 2
0- 1
0- 0
0- 1OVERALL
HOME
AWAY
NEUTRAL2- 1
2- 1
0- 0
0- 00- 2
0- 1
0- 1
0- 03- 0
1- 0
0- 0
2- 05- 6 0- 1
3- 3 0- 0
0- 2 0- 1
2- 1 0- 00- 2
0- 1
0- 0
0- 1NON-CONFERENCE
HOME
AWAY
NEUTRAL2- 1
2- 1
0- 0
0- 00- 2
0- 1
0- 1
0- 03- 0
1- 0
0- 0
2- 00- 0 0- 0
0- 0 0- 0
0- 0 0- 0
0- 0 0- 00- 0
0- 0
0- 0
0- 0CONFERENCE
HOME
AWAY
NEUTRAL0- 0
0- 0
0- 0
0- 00- 0
0- 0
0- 0
0- 00- 0
0- 0
0- 0
0- 0

RPI 1-25

RPI 26-50

RPI 51-100

RPI 101+

Team's RPI: 134

RPI S Opponent Score
16 A Gonzaga 53 76RPI S Opponent Score
35 N Kansas 63 71
45 H Saint Mary's (CA) 64 70RPI S Opponent Score
78 H Boise St. 95 71
85 H Nebraska 87 84
97 H UC Davis 62 75RPI S Opponent Score
128 H Utah St. 61 72
146 A CSUN 52 65
163 N Jacksonville St. 64 51
232 N Wichita St. 85 59
268 H San Francisco 91 61

LAST 12 Division I GAMES:

163 N Jacksonville St.	64	51	232 N Wichita St.	85	59
35 N Kansas	63	71	97 H UC Davis	62	75
16 A Gonzaga	53	76	85 H Nebraska	87	84
78 H Boise St.	95	71	45 H Saint Mary's (CA)	64	70
268 H San Francisco	91	61	128 H Utah St.	61	72
146 A CSUN	52	65			

Washington St.

Washington St.

Non-Div I Games:

Washington St.

Loss, Non-Conf, S Site, H Home A Away N Neutral

Average RPI Win:	308	WON-LOST	WINNING	LAST 10	STRENGTH OF	OPP. STRENGTH	TEAM	ADJ.	CONF.	ADJ CONF.
Average RPI Loss:	177	RECORD	PCT. RANK	GAMES	SCHEDULE	OF SCHEDULE	RPI	RPI	RPI	RPI
DIV. I ONLY	2- 7	286	3-7	286	243	313	313	11	11	
DIV. I NON-CONF.	2- 7	285	0- 0	286	243	313	313	11	11	

TOTALS	RPI 1-25	RPI 26-50	W-L RECORDS	RPI 51-100	RPI 101-150	RPI 150+				
2- 7	0- 0	0- 0	OVERALL	0- 2	0- 1	2- 4				
1- 2	0- 0	0- 0	HOME	0- 1	0- 0	1- 1				
1- 4	0- 0	0- 0	AWAY	0- 1	0- 0	1- 3				
0- 1	0- 0	0- 0	NEUTRAL	0- 0	0- 1	0- 0				
2- 7	0- 0	0- 0	NON-CONFERENCE	0- 2	0- 1	2- 4				
1- 2	0- 0	0- 0	HOME	0- 1	0- 0	1- 1				
1- 4	0- 0	0- 0	AWAY	0- 1	0- 0	1- 3				
0- 1	0- 0	0- 0	NEUTRAL	0- 0	0- 1	0- 0				
0- 0	0- 0	0- 0	CONFERENCE	0- 0	0- 0	0- 0				
0- 0	0- 0	0- 0	HOME	0- 0	0- 0	0- 0				
0- 0	0- 0	0- 0	AWAY	0- 0	0- 0	0- 0				
0- 0	0- 0	0- 0	NEUTRAL	0- 0	0- 0	0- 0				

RPI 1-25				RPI 26-50				RPI 51-100				RPI 101+ Team's RPI: 313					
RPI	S	Opponent	Score	RPI	S	Opponent	Score	RPI	S	Opponent	Score	RPI	S	Opponent	Score		
								86	A	Utah	56	77	124	N	VCU	36	64
								95	H	Portland	73	89	182	H	UC Ri versi de	39	71
													198	A	Pepperdi ne	47	68
													269	A	Utah Valley	59	65
													286	A	UTSA	59	66
													300	A	Incarnate Word	72	64
													315	H	UTEP	68	63
LAST 12 Division I GAMES:																	
				86	A	Utah	56	77	182	H	UC Ri versi de	39	71				
				198	A	Pepperdi ne	47	68	269	A	Utah Valley	59	65				
				315	H	UTEP	68	63	95	H	Portland	73	89				
				286	A	UTSA	59	66									
				124	N	VCU	36	64									
				300	A	Incarnate Word	72	64									

Non-Div I Games: La Verne 105 43

Weber St.

Average RPI Win:	249	WON-LOST	WINNING	LAST 10	STRENGTH OF	OPP. STRENGTH	TEAM	ADJ.	CONF.	ADJ CONF.
Average RPI Loss:	34	RECORD	PCT. RANK	GAMES	SCHEDULE	OF SCHEDULE	RPI	RPI	RPI	RPI
DIV. I ONLY	8- 2	49	8-2	338	36	194	194	5	5	
DIV. I NON-CONF.	8- 2	49	1- 0	338	36	194	194	5	5	

TOTALS	RPI 1-25	RPI 26-50	W-L RECORDS	RPI 51-100	RPI 101-150	RPI 150+				
8- 2	0- 1	0- 0	OVERALL	0- 1	1- 0	7- 0				
6- 1	0- 0	0- 0	HOME	0- 1	0- 0	6- 0				
1- 0	0- 0	0- 0	AWAY	0- 0	1- 0	0- 0				
1- 1	0- 1	0- 0	NEUTRAL	0- 0	0- 0	1- 0				
8- 2	0- 1	0- 0	NON-CONFERENCE	0- 1	1- 0	7- 0				
6- 1	0- 0	0- 0	HOME	0- 1	0- 0	6- 0				
1- 0	0- 0	0- 0	AWAY	0- 0	1- 0	0- 0				
1- 1	0- 1	0- 0	NEUTRAL	0- 0	0- 0	1- 0				
0- 0	0- 0	0- 0	CONFERENCE	0- 0	0- 0	0- 0				
0- 0	0- 0	0- 0	HOME	0- 0	0- 0	0- 0				
0- 0	0- 0	0- 0	AWAY	0- 0	0- 0	0- 0				
0- 0	0- 0	0- 0	NEUTRAL	0- 0	0- 0	0- 0				

RPI 1-25				RPI 26-50				RPI 51-100				RPI 101+				Team's RPI: 194
RPI	S	Opponent	Score	RPI	S	Opponent	Score	RPI	S	Opponent	Score	RPI	S	Opponent	Score	
12	N	Iowa	81 84					55	H	Missouri	51 68	123	A	Pittsburgh	77 43	
												157	H	Towson	90 43	
												245	H	Coppin St.	78 37	
												261	H	Eastern Ky.	78 29	
												261	N	Eastern Ky.	81 39	
												277	H	Bryant	94 48	
												330	H	NJIT	95 50	
												336	H	Morgan St.	72 37	
LAST 12 Division I GAMES:																
55	H	Missouri	51 68	261	N	Eastern Ky.	81 39									
12	N	Iowa	81 84	157	H	Towson	90 43									
277	H	Bryant	94 48	336	H	Morgan St.	72 37									
330	H	NJIT	95 50	261	H	Eastern Ky.	78 29									
245	H	Coppin St.	78 37	123	A	Pittsburgh	77 43									

Non-Div I Games:

West Virginia

Average RPI Win:	281	WON-LOST	WINNING	LAST 10	STRENGTH OF	OPP. STRENGTH	TEAM	ADJ.	CONF.	ADJ CONF.
Average RPI Loss:	164	RECORD	PCT. RANK	GAMES	SCHEDULE	OF SCHEDULE	RPI	RPI	RPI	RPI
DIV. I ONLY	2- 9	301	3-7	164	314	289	289	22	22	
DIV. I NON-CONF.	2- 9	299	1- 0	164	314	289	289	22	22	

TOTALS	RPI 1-25	RPI 26-50	W-L RECORDS	RPI 51-100	RPI 101-150	RPI 150+				
2- 9	0- 1	0- 0	OVERALL	0- 2	0- 1	2- 5				
1- 3	0- 0	0- 0	HOME	0- 0	0- 1	1- 2				
1- 6	0- 1	0- 0	AWAY	0- 2	0- 0	1- 3				
0- 0	0- 0	0- 0	NEUTRAL	0- 0	0- 0	0- 0				
2- 9	0- 1	0- 0	NON-CONFERENCE	0- 2	0- 1	2- 5				
1- 3	0- 0	0- 0	HOME	0- 0	0- 1	1- 2				
1- 6	0- 1	0- 0	AWAY	0- 2	0- 0	1- 3				
0- 0	0- 0	0- 0	NEUTRAL	0- 0	0- 0	0- 0				
0- 0	0- 0	0- 0	CONFERENCE	0- 0	0- 0	0- 0				
0- 0	0- 0	0- 0	HOME	0- 0	0- 0	0- 0				
0- 0	0- 0	0- 0	AWAY	0- 0	0- 0	0- 0				
0- 0	0- 0	0- 0	NEUTRAL	0- 0	0- 0	0- 0				

RPI 1-25				RPI 26-50				RPI 51-100				RPI 101+				Team's RPI: 289
RPI	S	Opponent	Score	RPI	S	Opponent	Score	RPI	S	Opponent	Score	RPI	S	Opponent	Score	
18	A	Kentucky	39 99					62	A	Georgia Tech	49 84	133	H	North Ala.	66 89	
								89	A	Tennessee Tech	58 77	171	A	Coastal Caro.	59 77	
												175	A	UNC Asheville	49 74	
												186	H	Campbell	37 63	
												257	A	Winthrop	65 57	
												305	H	USC Upstate	68 64	
												312	H	N. C. A&T	51 69	
												330	A	NJIT	71 79	

LAST 12 Division I GAMES:																
257	A	Winthrop	65 57	18	A	Kentucky	39 99	305	H	USC Upstate	68 64					
175	A	UNC Asheville	49 74	312	H	N. C. A&T	51 69	133	H	North Ala.	66 89					
62	A	Georgia Tech	49 84	330	A	NJIT	71 79	89	A	Tennessee Tech	58 77					
186	H	Campbell	37 63													
171	A	Coastal Caro.	59 77													

Non-Div I Games: Young Harris 63 54

Western Caro.

Average RPI Win:	287	WON-LOST	WINNING	LAST 10	STRENGTH OF	OPP. STRENGTH	TEAM	ADJ.	CONF.	ADJ CONF.
Average RPI Loss:	121	RECORD	PCT. RANK	GAMES	SCHEDULE	OF SCHEDULE	RPI	RPI	RPI	RPI
DIV. I ONLY	2- 10	311	3-7	86	206	262	262	19	19	
DIV. I NON-CONF.	2- 9	299	0- 0	88	229	259	259	16	16	

TOTALS	RPI 1-25	RPI 26-50	W-L RECORDS	RPI 51-100	RPI 101-150	RPI 150+				
2- 10	0- 1	0- 2	OVERALL	0- 2	0- 2	2- 3				
1- 3	0- 1	0- 1	HOME	0- 1	0- 0	1- 0				
0- 4	0- 0	0- 1	AWAY	0- 1	0- 1	0- 1				
1- 3	0- 0	0- 0	NEUTRAL	0- 0	0- 1	1- 2				
2- 9	0- 1	0- 1	NON-CONFERENCE	0- 2	0- 2	2- 3				
1- 2	0- 1	0- 0	HOME	0- 1	0- 0	1- 0				
0- 4	0- 0	0- 1	AWAY	0- 1	0- 1	0- 1				
1- 3	0- 0	0- 0	NEUTRAL	0- 0	0- 1	1- 2				
0- 1	0- 0	0- 1	CONFERENCE	0- 0	0- 0	0- 0				
0- 1	0- 0	0- 1	HOME	0- 0	0- 0	0- 0				
0- 0	0- 0	0- 0	AWAY	0- 0	0- 0	0- 0				
0- 0	0- 0	0- 0	NEUTRAL	0- 0	0- 0	0- 0				

RPI 1-25				RPI 26-50				RPI 51-100				RPI 101+ Team's RPI: 262			
RPI	S	Opponent	Score	RPI	S	Opponent	Score	RPI	S	Opponent	Score	RPI	S	Opponent	Score
11	H	Drake	71 98	37	A	Butler	51 92	55	H	Missouri	64 89	111	N	Northern Ill.	61 86
				40	H	South Dakota St.	84 93	67	A	Purdue	60 81	141	A	Bradley	68 82
												208	N	Eastern Ill.	62 64
												221	A	Southeast Mo. St.	71 81
												229	N	Furman	85 78
												315	N	UTEP	72 84
												345	H	Austin Peay	77 72

LAST 12 Division I GAMES:															
				40	H	South Dakota St.	84 93	315	N	UTEP	72 84				
				229	N	Furman	85 78	111	N	Northern Ill.	61 86				
				37	A	Butler	51 92	208	N	Eastern Ill.	62 64				
				67	A	Purdue	60 81	141	A	Bradley	68 82				
				11	H	Drake	71 98	345	H	Austin Peay	77 72				
				55	H	Missouri	64 89	221	A	Southeast Mo. St.	71 81				

Non-Div I Games: MacMurray 136 39 William Woods 81 73

Western III.

Average RPI Win:	223	WON-LOST	WINNING	LAST 10	STRENGTH OF	OPP. STRENGTH	TEAM	ADJ.	CONF.	ADJ CONF.
Average RPI Loss:	66	RECORD	PCT. RANK	GAMES	SCHEDULE	OF SCHEDULE	RPI	RPI	RPI	RPI
DIV. I ONLY	4- 8	238	5-5	52	43	160	160	15	15	
DIV. I NON-CONF.	4- 8	239	0- 1	52	43	159	159	17	17	
<hr/>										
TOTALS	RPI 1-25	RPI 26-50	W-L RECORDS	RPI 51-100	RPI 101-150	RPI 150+				
4- 8	0- 4	0- 0	OVERALL	0- 2	2- 1	2- 1				
2- 3	0- 2	0- 0	HOME	0- 0	1- 0	1- 1				
1- 3	0- 1	0- 0	AWAY	0- 1	1- 1	0- 0				
1- 2	0- 1	0- 0	NEUTRAL	0- 1	0- 0	1- 0				
4- 8	0- 4	0- 0	NON-CONFERENCE	0- 2	2- 1	2- 1				
2- 3	0- 2	0- 0	HOME	0- 0	1- 0	1- 1				
1- 3	0- 1	0- 0	AWAY	0- 1	1- 1	0- 0				
1- 2	0- 1	0- 0	NEUTRAL	0- 1	0- 0	1- 0				
0- 0	0- 0	0- 0	CONFERENCE	0- 0	0- 0	0- 0				
0- 0	0- 0	0- 0	HOME	0- 0	0- 0	0- 0				
0- 0	0- 0	0- 0	AWAY	0- 0	0- 0	0- 0				
0- 0	0- 0	0- 0	NEUTRAL	0- 0	0- 0	0- 0				

RPI	S	Opponent	Score
1	A	Notre Dame	53 94
8	H	Louisville	80 102
12	H	Iowa	67 104
16	N	Gonzaga	55 76

RPI	S	Opponent	Score
-----	---	----------	-------

RPI	S	Opponent	Score
54	N	Oregon St.	60 74
58	A	Central Mi ch.	90 108

RPI	S	Opponent	Score
130	A	Oklahoma	83 90
131	H	Southern Ill.	83 76
148	A	Little Rock	68 56
246	H	Ball St.	83 86
276	N	ETSU	82 68
336	H	Morgan St.	90 43

LAST 12 Division I GAMES:

16	N	Gonzaga	55 76	1	A	Notre Dame	53 94
276	N	ETSU	82 68	246	H	Ball St.	83 86
58	A	Central Mi ch.	90 108	148	A	Little Rock	68 56
12	H	Iowa	67 104	336	H	Morgan St.	90 43
130	A	Oklahoma	83 90	54	N	Oregon St.	60 74
8	H	Louisville	80 102	131	H	Southern Ill.	83 76

Western Ky.

Western Ky.

Non-Div I Games: Belmont 95 57

Western Ky.

Loss,
Non-Conf, S Site,
H Home
A Away
N Neutral

Average RPI Win: 307

Average RPI Loss: 192

WON-LOST
RECORDWINNING
PCT. RANKLAST 10
GAMESSTRENGTH OF
SCHEDULEOPP. STRENGTH
OF SCHEDULETEAM
RPIADJ.
RPICONF.
RPIADJ CONF.
RPIDIV. I ONLY
DIV. I NON-CONF.5- 5
5- 5157
1575-5
1- 0346
346189
187322
323322
32310
1010
10

TOTALS

RPI 1-25

RPI 26-50

W-L RECORDS

RPI 51-100

RPI 101-150

RPI 150+

5- 5
2- 3
2- 1
1- 10- 0
0- 0
0- 0
0- 00- 0
0- 0
0- 0
0- 0OVERALL
HOME
AWAY
NEUTRAL0- 0
0- 0
0- 0
0- 00- 1
0- 1
0- 0
0- 05- 4
2- 2
2- 1
1- 15- 5
2- 3
2- 1
1- 10- 0
0- 0
0- 0
0- 00- 0
0- 0
0- 0
0- 0NON-CONFERENCE
HOME
AWAY
NEUTRAL0- 0
0- 0
0- 0
0- 00- 1
0- 1
0- 0
0- 05- 4
2- 2
2- 1
1- 10- 0
0- 0
0- 0
0- 00- 0
0- 0
0- 0
0- 00- 0
0- 0
0- 0
0- 0CONFERENCE
HOME
AWAY
NEUTRAL0- 0
0- 0
0- 0
0- 00- 0
0- 0
0- 0
0- 00- 0
0- 0
0- 0
0- 0

RPI 1-25

RPI 26-50

RPI 51-100

RPI 101+

Team's RPI: 322

RPI S Opponent Score

RPI S Opponent Score

RPI S Opponent Score

RPI S Opponent Score

112	H	Michigan	42	79
167	H	New Mexico St.	54	66
185	N	North Dakota	50	62
244	H	Loyola Chicago	53	64
254	A	Ole Miss	66	69
261	H	Eastern Ky.	64	53
298	A	Fla. Atlantic	69	59
303	A	Detroit Mercy	54	44
329	N	Florida A&M	69	50
343	H	Purdue Fort Wayne	69	61

LAST 12 Division I GAMES:

329	N	Florida A&M	69	50	298	A	Fla. Atlantic	69	59
185	N	North Dakota	50	62	303	A	Detroit Mercy	54	44
167	H	New Mexico St.	54	66	244	H	Loyola Chicago	53	64
343	H	Purdue Fort Wayne	69	61	261	H	Eastern Ky.	64	53
					254	A	Ole Miss	66	69
					112	H	Michigan	42	79

Western Mich.

Non-Div I Games:

Western Mich.

Loss, Non-Conf, S Site, H Home A Away N Neutral

Average RPI Win:	182	WON-LOST	WINNING	LAST 10	STRENGTH OF	OPP. STRENGTH	TEAM	ADJ.	CONF.	ADJ CONF.
Average RPI Loss:	90	RECORD	PCT. RANK	GAMES	SCHEDULE	OF SCHEDULE	RPI	RPI	RPI	RPI
DIV. I ONLY	6- 6	157	4-6	243	14	232	232	8	8	
DIV. I NON-CONF.	6- 6	157	0- 1	241	16	233	233	8	8	

TOTALS	RPI 1-25	RPI 26-50	W-L RECORDS	RPI 51-100	RPI 101-150	RPI 150+				
6- 6	0- 1	0- 0	OVERALL	0- 3	1- 2	5- 0				
6- 3	0- 0	0- 0	HOME	0- 2	1- 1	5- 0				
0- 0	0- 0	0- 0	AWAY	0- 0	0- 0	0- 0				
0- 3	0- 1	0- 0	NEUTRAL	0- 1	0- 1	0- 0				
6- 6	0- 1	0- 0	NON-CONFERENCE	0- 3	1- 2	5- 0				
6- 3	0- 0	0- 0	HOME	0- 2	1- 1	5- 0				
0- 0	0- 0	0- 0	AWAY	0- 0	0- 0	0- 0				
0- 3	0- 1	0- 0	NEUTRAL	0- 1	0- 1	0- 0				
0- 0	0- 0	0- 0	CONFERENCE	0- 0	0- 0	0- 0				
0- 0	0- 0	0- 0	HOME	0- 0	0- 0	0- 0				
0- 0	0- 0	0- 0	AWAY	0- 0	0- 0	0- 0				
0- 0	0- 0	0- 0	NEUTRAL	0- 0	0- 0	0- 0				

RPI 1-25				RPI 26-50				RPI 51-100				RPI 101+ Team's RPI: 232			
RPI	S	Opponent	Score	RPI	S	Opponent	Score	RPI	S	Opponent	Score	RPI	S	Opponent	Score
14	N	South Dakota	64 73					89	H	Tennessee Tech	45 55	109	H	Oklahoma St.	47 60
								93	H	Creighton	71 83	121	H	Grambling	70 61
								100	N	Northwestern	43 65	134	N	Washington St.	59 85
												158	H	Louisiana Tech	70 56
												162	H	Missouri St.	63 60
												173	H	Sam Houston St.	63 55
												187	H	Ark.-Pine Bluff	76 39
												291	H	Houston Baptist	68 50

LAST 12 Division I GAMES:															
134	N	Washington St.	59 85	89	H	Tennessee Tech	45 55	109	H	Oklahoma St.	47 60	158	H	Louisiana Tech	70 56
100	N	Northwestern	43 65	93	H	Creighton	71 83	14	N	South Dakota	64 73	162	H	Missouri St.	63 60
121	H	Grambling	70 61	100	N	Northwestern	43 65	291	H	Houston Baptist	68 50	173	H	Sam Houston St.	63 55
93	H	Creighton	71 83	121	H	Grambling	70 61	134	N	Washington St.	59 85	187	H	Ark.-Pine Bluff	76 39
162	H	Missouri St.	63 60	158	H	Louisiana Tech	70 56	162	H	Missouri St.	63 60	291	H	Houston Baptist	68 50
187	H	Ark.-Pine Bluff	76 39	173	H	Sam Houston St.	63 55	187	H	Ark.-Pine Bluff	76 39	134	N	Washington St.	59 85

Non-Div I Games:

Wichita St.

Average RPI Win:	250	WON-LOST	WINNING	LAST 10	STRENGTH OF	OPP. STRENGTH	TEAM	ADJ.	CONF.	ADJ CONF.
Average RPI Loss:	121	RECORD	PCT. RANK	GAMES	SCHEDULE	OF SCHEDULE	RPI	RPI	RPI	RPI
DIV. I ONLY	6- 4	119	6-4	264	183	164	164	13	13	
DIV. I NON-CONF.	6- 4	121	1- 0	262	182	163	163	13	13	

TOTALS	RPI 1-25	RPI 26-50	W-L RECORDS	RPI 51-100	RPI 101-150	RPI 150+				
6- 4	0- 1	0- 0	OVERALL	0- 0	0- 2	6- 1				
3- 1	0- 0	0- 0	HOME	0- 0	0- 1	3- 0				
3- 3	0- 1	0- 0	AWAY	0- 0	0- 1	3- 1				
0- 0	0- 0	0- 0	NEUTRAL	0- 0	0- 0	0- 0				
6- 4	0- 1	0- 0	NON-CONFERENCE	0- 0	0- 2	6- 1				
3- 1	0- 0	0- 0	HOME	0- 0	0- 1	3- 0				
3- 3	0- 1	0- 0	AWAY	0- 0	0- 1	3- 1				
0- 0	0- 0	0- 0	NEUTRAL	0- 0	0- 0	0- 0				
0- 0	0- 0	0- 0	CONFERENCE	0- 0	0- 0	0- 0				
0- 0	0- 0	0- 0	HOME	0- 0	0- 0	0- 0				
0- 0	0- 0	0- 0	AWAY	0- 0	0- 0	0- 0				
0- 0	0- 0	0- 0	NEUTRAL	0- 0	0- 0	0- 0				

RPI 1-25				RPI 26-50				RPI 51-100				RPI 101+ Team's RPI: 164			
RPI	S	Opponent	Score	RPI	S	Opponent	Score	RPI	S	Opponent	Score	RPI	S	Opponent	Score
24	A	Old Dominion	69 83									117	A	Hartford	45 50
												124	H	VCU	55 72
												165	H	East Carolina	63 43
												203	H	Howard	88 75
												218	A	Davison	65 76
												270	H	Richmond	65 55
												278	A	Fairfield	60 54
												290	A	Loyola Maryland	65 49
												292	A	Norfolk St.	55 44

LAST 12 Division I GAMES:															
292	A	Norfolk St.	55 44	117	A	Hartford	45 50	165	H	East Carolina	63 43	218	A	Davison	65 76
24	A	Old Dominion	69 83	270	H	Richmond	65 55	290	A	Loyola Maryland	65 49	203	H	Howard	88 75
278	A	Fairfield	60 54	278	A	Fairfield	60 54	124	H	VCU	55 72				

Non-Div I Games:

William & Mary

Average RPI Win: 297		WON-LOST	WINNING	LAST 10	STRENGTH OF	OPP. STRENGTH	TEAM	ADJ.	CONF.	ADJ CONF.
Loss: 194		RECORD	PCT. RANK	GAMES	SCHEDULE	OF SCHEDULE	RPI	RPI	RPI	RPI
DIV. I ONLY		4- 6	211	4-6	283	327	257	257	29	29
DIV. I NON-CONF.		4- 6	212	0- 1	282	325	257	257	29	29
TOTALS		RPI 1-25	RPI 26-50	W-L RECORDS		RPI 51-100	RPI 101-150	RPI 150+		
4- 6	0- 0		0- 0	OVERALL		0- 1	0- 1	4- 4		
2- 1	0- 0		0- 0	HOME		0- 0	0- 0	2- 1		
2- 5	0- 0		0- 0	AWAY		0- 1	0- 1	2- 3		
0- 0	0- 0		0- 0	NEUTRAL		0- 0	0- 0	0- 0		
4- 6	0- 0		0- 0	NON-CONFERENCE		0- 1	0- 1	4- 4		
2- 1	0- 0		0- 0	HOME		0- 0	0- 0	2- 1		
2- 5	0- 0		0- 0	AWAY		0- 1	0- 1	2- 3		
0- 0	0- 0		0- 0	NEUTRAL		0- 0	0- 0	0- 0		
0- 0	0- 0		0- 0	CONFERENCE		0- 0	0- 0	0- 0		
0- 0	0- 0		0- 0	HOME		0- 0	0- 0	0- 0		
0- 0	0- 0		0- 0	AWAY		0- 0	0- 0	0- 0		
0- 0	0- 0		0- 0	NEUTRAL		0- 0	0- 0	0- 0		

RPI 1-25				RPI 26-50				RPI 51-100				RPI 101+ Team's RPI: 257			
RPI	S	Opponent	Score	RPI	S	Opponent	Score	RPI	S	Opponent	Score	RPI	S	Opponent	Score
								91	A	James Madison	39 56	149	A	Georgia	39 85
												156	A	Wisconsin	41 76
												213	H	Elon	58 57
												225	A	Ga. Southern	55 64
												255	A	Wofford	53 70
												289	H	Western Caro.	57 65
												297	A	South Carolina St.	58 50
												338	A	Col. of Charleston	71 64
												340	H	N.C. Central	66 41
LAST 12 Division I GAMES:															
				289	H	Western Caro.	57 65	255	A	Wofford	53 70				
				225	A	Ga. Southern	55 64	340	H	N.C. Central	66 41				
				213	H	Elon	58 57	149	A	Georgia	39 85				
				297	A	South Carolina St.	58 50	156	A	Wisconsin	41 76				
				338	A	Col. of Charleston	71 64								
				91	A	James Madison	39 56								

Wi nthrop

W
i
s
c
o
n
s
i
n

WISCONSIN				Through Games Of Dec. 28, 2018											
Average RPI	Win:	251	WON-LOST	WINNING	LAST 10	STRENGTH OF	OPP. STRENGTH	TEAM	ADJ.	CONF.	ADJ CONF.				
Average RPI	Loss:	37	RECORD	PCT. RANK	GAMES	SCHEDULE	OF SCHEDULE	RPI	RPI	RPI	RPI				
DIV. I ONLY	9- 4	90	6-4	261	146	156	156	3	3						
DIV. I NON-CONF.	9- 3	63	0- 0	310	137	173	173	4	4						

TOTALS		RPI 1-25		RPI 26-50		W-L RECORDS		RPI 51-100		RPI 101-150	RPI 150+				
9- 4	0- 1		0- 3	OVERALL	1- 0	1- 0	7- 0								
6- 1	0- 0		0- 1	HOME	1- 0	0- 0	5- 0								
1- 2	0- 1		0- 1	AWAY	0- 0	0- 0	1- 0								
2- 1	0- 0		0- 1	NEUTRAL	0- 0	1- 0	1- 0								
9- 3	0- 0		0- 3	NON-CONFERENCE	1- 0	1- 0	7- 0								
6- 1	0- 0		0- 1	HOME	1- 0	0- 0	5- 0								
1- 1	0- 0		0- 1	AWAY	0- 0	0- 0	1- 0								
2- 1	0- 0		0- 1	NEUTRAL	0- 0	1- 0	1- 0								
0- 1	0- 1		0- 0	CONFERENCE	0- 0	0- 0	0- 0								
0- 0	0- 0		0- 0	HOME	0- 0	0- 0	0- 0								
0- 1	0- 1		0- 0	AWAY	0- 0	0- 0	0- 0								
0- 0	0- 0		0- 0	NEUTRAL	0- 0	0- 0	0- 0								

RPI 1-25				RPI 26-50				RPI 51-100				RPI 101+ Team's RPI: 156			
RPI	S	Opponent	Score	RPI	S	Opponent	Score	RPI	S	Opponent	Score	RPI	S	Opponent	Score
22	A	Minnesota	56 74	32	A	Green Bay	46 55	80	H	IUPUI	65 64	123	N	Pittsburgh	57 42
				43	H	Duke	53 60					192	A	Milwaukee	68 57
				50	N	Arkansas	68 69					257	H	Winthrop	76 41
												301	N	Tennessee St.	58 53
												309	H	Marshall	67 49
												326	H	Chicago St.	85 38
												327	H	North Dakota St.	64 53
												347	H	Evansville	96 60
LAST 12 Division I GAMES:															
326	H	Chicago St.	85 38	22	A	Minnesota	56 74	347	H	Evansville	96 60	123	N	Pittsburgh	57 42
32	A	Green Bay	46 55									80	H	IUPUI	65 64
309	H	Marshall	67 49									327	H	North Dakota St.	64 53
43	H	Duke	53 60									192	A	Milwaukee	68 57
50	N	Arkansas	68 69												
301	N	Tennessee St.	58 53												

Average RPI Win:	292	WON-LOST	WINNING	LAST 10	STRENGTH OF	OPP. STRENGTH	TEAM	ADJ.	CONF.	ADJ CONF.
Average RPI Loss:	188	RECORD	PCT. RANK	GAMES	SCHEDULE	OF SCHEDULE	RPI	RPI	RPI	RPI

DIV. I ONLY	5- 6	178	6-4	318	287	255	255	22	22
DIV. I NON-CONF.	5- 6	177	0- 0	318	287	255	255	22	22
TOTALS	RPI 1-25	RPI 26-50	W-L RECORDS	RPI 51-100	RPI 101-150	RPI 150+			
5- 6	0- 0	0- 0	OVERALL	0- 2	0- 0	5- 4			
3- 0	0- 0	0- 0	HOME	0- 0	0- 0	3- 0			
2- 6	0- 0	0- 0	AWAY	0- 2	0- 0	2- 4			
0- 0	0- 0	0- 0	NEUTRAL	0- 0	0- 0	0- 0			
5- 6	0- 0	0- 0	NON-CONFERENCE	0- 2	0- 0	5- 4			
3- 0	0- 0	0- 0	HOME	0- 0	0- 0	3- 0			
2- 6	0- 0	0- 0	AWAY	0- 2	0- 0	2- 4			
0- 0	0- 0	0- 0	NEUTRAL	0- 0	0- 0	0- 0			
0- 0	0- 0	0- 0	CONFERENCE	0- 0	0- 0	0- 0			
0- 0	0- 0	0- 0	HOME	0- 0	0- 0	0- 0			
0- 0	0- 0	0- 0	AWAY	0- 0	0- 0	0- 0			
0- 0	0- 0	0- 0	NEUTRAL	0- 0	0- 0	0- 0			

RPI 1-25				RPI 26-50				RPI 51-100				RPI 101+ Team's RPI: 255					
RPI	S	Opponent	Score	RPI	S	Opponent	Score	RPI	S	Opponent	Score	RPI	S	Opponent	Score		
								52	A	Charlotte	63	85	161	A	Appalachian St.	70	94
								92	A	Clemson	77	85	175	A	UNC Asheville	46	60
													225	A	Ga. Southern	81	65
													257	H	Winthrop	70	53
													293	H	Gardner-Webb	59	53
													310	A	Presbyterian	50	61
													338	H	Col. of Charleston	78	58
													340	A	N. C. Central	59	66
													348	A	Longwood	101	72
LAST 12 Division I GAMES:																	
				348	A	Longwood	101	72	161	A	Appalachian St.	70	94				
				293	H	Gardner-Webb	59	53	340	A	N. C. Central	59	66				
				175	A	UNC Asheville	46	60	52	A	Charlotte	63	85				
				257	H	Winthrop	70	53	92	A	Clemson	77	85				
				338	H	Col. of Charleston	78	58	225	A	Ga. Southern	81	65				
				310	A	Presbyterian	50	61									

Non-Div I Games: Warren Wilson 107 30 Brevard 106 52

Wofford

Average RPI Win: 189

Average RPI Loss: 111

WON-LOST
RECORDWINNING
PCT. RANKLAST 10
GAMESSTRENGTH OF
SCHEDULEOPP. STRENGTH
OF SCHEDULETEAM
RPIADJ.
RPICONF.
RPIADJ CONF.
RPIDIV. I ONLY
DIV. I NON-CONF.8- 4
7- 495
1048-2
0- 0140
136160
19364
8064
8016
1516
15

TOTALS

RPI 1-25

RPI 26-50

W-L RECORDS

RPI 51-100

RPI 101-150

RPI 150+

8- 4

0- 0

0- 2

OVERALL

2- 1

1- 0

5- 1

1- 1

0- 0

0- 1

HOME

0- 0

1- 0

0- 0

3- 3

0- 0

0- 1

AWAY

1- 1

0- 0

2- 1

4- 0

0- 0

0- 0

NEUTRAL

1- 0

0- 0

3- 0

7- 4

0- 0

0- 2

NON-CONFERENCE

1- 1

1- 0

5- 1

1- 1

0- 0

0- 1

HOME

0- 0

1- 0

0- 0

2- 3

0- 0

0- 1

AWAY

0- 1

0- 0

2- 1

4- 0

0- 0

0- 0

NEUTRAL

1- 0

0- 0

3- 0

1- 0

0- 0

0- 0

CONFERENCE

1- 0

0- 0

0- 0

0- 0

0- 0

0- 0

HOME

0- 0

0- 0

0- 0

1- 0

0- 0

0- 0

AWAY

1- 0

0- 0

0- 0

0- 0

0- 0

0- 0

NEUTRAL

0- 0

0- 0

0- 0

RPI 1-25

RPI 26-50

RPI 51-100

Team's RPI: 64

RPI 101+

RPI S Opponent Score

RPI S Opponent Score

RPI S Opponent Score

RPI S Opponent Score

36 A Michigan St. 68 84
48 H Belmont 63 7952 A Charlotte 85 88
75 N Marist 76 60
80 A IUPUI 78 75142 H Kent St. 61 55
159 N Drexel 71 63
222 N Hofstra 93 64
243 N Stetson 57 44
250 A UNLV 68 52
306 A CSU Bakersfield 74 76
339 A Manhattan 60 44

LAST 12 Division I GAMES:

159 N Drexel 71 63
142 H Kent St. 61 55
75 N Marist 76 60
243 N Stetson 57 44
222 N Hofstra 93 64
36 A Michigan St. 68 8480 A IUPUI 78 75
52 A Charlotte 85 88
339 A Manhattan 60 44
48 H Belmont 63 79
250 A UNLV 68 52
306 A CSU Bakersfield 74 76W
r
i
g
h
t
s
t
.W
r
i
g
h
t
s
t
.

Non-Div I Games: Kentucky St. 83 53

Wright St.

Average RPI Win: 147

Average RPI Loss: 63

WON-LOST
RECORDWINNING
PCT. RANKLAST 10
GAMESSTRENGTH OF
SCHEDULEOPP. STRENGTH
OF SCHEDULETEAM
RPIADJ.
RPICONF.
RPIADJ CONF.
RPIDIV. I ONLY
DIV. I NON-CONF.5- 2
5- 280
827-2
1- 083
8397
9844
4444
449
99
9

TOTALS

RPI 1-25

RPI 26-50

W-L RECORDS

RPI 51-100

RPI 101-150

RPI 150+

5- 2

0- 0

1- 1

OVERALL

0- 1

2- 0

2- 0

4- 0

0- 0

1- 0

HOME

0- 0

2- 0

1- 0

0- 2

0- 0

0- 1

AWAY

0- 1

0- 0

0- 0

1- 0

0- 0

0- 0

NEUTRAL

0- 0

0- 0

1- 0

5- 2

0- 0

1- 1

NON-CONFERENCE

0- 1

2- 0

2- 0

4- 0

0- 0

1- 0

HOME

0- 0

2- 0

1- 0

0- 2

0- 0

0- 1

AWAY

0- 1

0- 0

0- 0

1- 0

0- 0

0- 0

NEUTRAL

0- 0

0- 0

1- 0

0- 0

0- 0

0- 0

CONFERENCE

0- 0

0- 0

0- 0

0- 0

0- 0

0- 0

HOME

0- 0

0- 0

0- 0

0- 0

0- 0

0- 0

AWAY

0- 0

0- 0

0- 0

0- 0

0- 0

0- 0

NEUTRAL

0- 0

0- 0

0- 0

RPI 1-25

RPI 26-50

Team's RPI: 44

RPI 51-100

RPI 101+

RPI S Opponent Score

RPI S Opponent Score

40 H South Dakota St. 77 70

45 A Saint Mary's (CA) 84 90

RPI S Opponent Score

81 A Pacific 64 70

RPI S Opponent Score

132 H Montana St. 66 58

137 H Idaho 64 61

168 H Denver 78 74

256 N North Texas 53 49

LAST 12 Division I GAMES:

132 H Montana St. 66 58

81 A Pacific 64 70

256 N North Texas 53 49

45 A Saint Mary's (CA) 84 90

40 H South Dakota St. 77 70

137 H Idaho 64 61

168 H Denver 78 74

Non-Div I Games:

Chadron St.

80 33

UC-Col o. Springs

98 37

Wyoming

Average RPI Win:	197	WON-LOST	WINNING	LAST 10	STRENGTH OF	OPP. STRENGTH	TEAM	ADJ.	CONF.	ADJ CONF.
Average RPI Loss:	80	RECORD	PCT. RANK	GAMES	SCHEDULE	OF SCHEDULE	RPI	RPI	RPI	RPI

DIV. I ONLY	9- 2	41	8-2	209	115	90	90	4	4
DIV. I NON-CONF.	9- 2	41	1- 0	208	115	89	89	3	3
TOTALS	RPI 1-25	RPI 26-50	W-L RECORDS	RPI 51-100	RPI 101-150	RPI 150+			
9- 2	0- 1	0- 0	OVERALL	2- 0	1- 1	6- 0			
8- 1	0- 1	0- 0	HOME	1- 0	1- 0	6- 0			
1- 1	0- 0	0- 0	AWAY	1- 0	0- 1	0- 0			
0- 0	0- 0	0- 0	NEUTRAL	0- 0	0- 0	0- 0			
9- 2	0- 1	0- 0	NON-CONFERENCE	2- 0	1- 1	6- 0			
8- 1	0- 1	0- 0	HOME	1- 0	1- 0	6- 0			
1- 1	0- 0	0- 0	AWAY	1- 0	0- 1	0- 0			
0- 0	0- 0	0- 0	NEUTRAL	0- 0	0- 0	0- 0			
0- 0	0- 0	0- 0	CONFERENCE	0- 0	0- 0	0- 0			
0- 0	0- 0	0- 0	HOME	0- 0	0- 0	0- 0			
0- 0	0- 0	0- 0	AWAY	0- 0	0- 0	0- 0			
0- 0	0- 0	0- 0	NEUTRAL	0- 0	0- 0	0- 0			

RPI S Opponent Score	RPI S Opponent Score	RPI S Opponent Score	RPI S Opponent Score
22 H Minnesota 53 78		61 A Wake Forest 62 50	133 H North Ala. 94 81
		89 H Tennessee Tech 70 60	138 A Cincinnati 61 79
			152 H Bowling Green 65 49
			190 H New Orleans 61 45
			201 H Alabama St. 87 58
			278 H Fairfield 48 35
			326 H Chicago St. 91 57
			341 H Delaware St. 80 59
LAST 12 Division I GAMES:			
190 H New Orleans 61 45	138 A Cincinnati 61 79		
201 H Alabama St. 87 58	341 H Delaware St. 80 59		
22 H Minnesota 53 78	133 H North Ala. 94 81		
89 H Tennessee Tech 70 60	152 H Bowling Green 65 49		
326 H Chicago St. 91 57	61 A Wake Forest 62 50		
	278 H Fairfield 48 35		

Non-Div I Games:

Xavier

Average RPI Win:	275	WON-LOST	WINNING	LAST 10	STRENGTH OF	OPP. STRENGTH	TEAM	ADJ.	CONF.	ADJ CONF.
Average RPI Loss:	103	RECORD	PCT. RANK	GAMES	SCHEDULE	OF SCHEDULE	RPI	RPI	RPI	RPI
DIV. I ONLY	9- 5	103	7-3	199	298	116	116	12	12	
DIV. I NON-CONF.	9- 5	102	0- 1	198	298	116	116	12	12	

TOTALS	RPI 1-25	RPI 26-50	W-L RECORDS	RPI 51-100	RPI 101-150	RPI 150+				
9- 5	0- 0	0- 0	OVERALL	0- 2	1- 3	8- 0				
3- 0	0- 0	0- 0	HOME	0- 0	0- 0	3- 0				
4- 4	0- 0	0- 0	AWAY	0- 1	1- 3	3- 0				
2- 1	0- 0	0- 0	NEUTRAL	0- 1	0- 0	2- 0				
9- 5	0- 0	0- 0	NON-CONFERENCE	0- 2	1- 3	8- 0				
3- 0	0- 0	0- 0	HOME	0- 0	0- 0	3- 0				
4- 4	0- 0	0- 0	AWAY	0- 1	1- 3	3- 0				
2- 1	0- 0	0- 0	NEUTRAL	0- 1	0- 0	2- 0				
0- 0	0- 0	0- 0	CONFERENCE	0- 0	0- 0	0- 0				
0- 0	0- 0	0- 0	HOME	0- 0	0- 0	0- 0				
0- 0	0- 0	0- 0	AWAY	0- 0	0- 0	0- 0				
0- 0	0- 0	0- 0	NEUTRAL	0- 0	0- 0	0- 0				

RPI 1-25				RPI 26-50				RPI 51-100				RPI 101+ Team's RPI: 116			
RPI	S	Opponent	Score	RPI	S	Opponent	Score	RPI	S	Opponent	Score	RPI	S	Opponent	Score
								68	N	SFA	57 67	111	A	Northern Ill.	80 89
								70	A	St. John's (NY)	52 56	114	A	Youngstown St.	58 56
												129	A	Providence	42 59
												138	A	Cincinnati	52 66
												224	N	Saint Louis	58 52
												273	H	Central Conn. St.	58 46
												284	H	Saint Peter's	72 56
												288	N	Niagara	67 64
												314	A	Vermont	58 55
												317	H	Colgate	80 61
												320	A	Army West Point	62 51
												337	A	Wagner	74 41
LAST 12 Division I GAMES:															
								68	N	SFA	57 67	273	H	Central Conn. St.	58 46
								288	N	Niagara	67 64	320	A	Army West Point	62 51
								224	N	Saint Louis	58 52	314	A	Vermont	58 55
								337	A	Wagner	74 41	70	A	St. John's (NY)	52 56
								114	A	Youngstown St.	58 56	284	H	Saint Peter's	72 56
								138	A	Cincinnati	52 66	129	A	Providence	42 59

Non-Div I Games:

Yale

Average RPI Win: 247 WON-LOST RECORD WINNING PCT. RANK LAST 10 GAMES STRENGTH OF SCHEDULE OPP. STRENGTH OF SCHEDULE TEAM RPI ADJ. RPI CONF. RPI ADJ CONF. RPI

DIV. I ONLY	7- 3	82	7-3	185	264	114	114	16	16
DIV. I NON-CONF.	6- 3	95	0- 0	135	282	104	104	15	15
TOTALS	RPI 1-25	RPI 26-50	W-L RECORDS	RPI 51-100	RPI 101-150	RPI 150+			
7- 3	0- 0	0- 1	OVERALL	0- 0	1- 2	6- 0			
4- 1	0- 0	0- 0	HOME	0- 0	0- 1	4- 0			
3- 2	0- 0	0- 1	AWAY	0- 0	1- 1	2- 0			
0- 0	0- 0	0- 0	NEUTRAL	0- 0	0- 0	0- 0			
6- 3	0- 0	0- 1	NON-CONFERENCE	0- 0	1- 2	5- 0			
4- 1	0- 0	0- 0	HOME	0- 0	0- 1	4- 0			
2- 2	0- 0	0- 1	AWAY	0- 0	1- 1	1- 0			
0- 0	0- 0	0- 0	NEUTRAL	0- 0	0- 0	0- 0			
1- 0	0- 0	0- 0	CONFERENCE	0- 0	0- 0	1- 0			
0- 0	0- 0	0- 0	HOME	0- 0	0- 0	0- 0			
1- 0	0- 0	0- 0	AWAY	0- 0	0- 0	1- 0			
0- 0	0- 0	0- 0	NEUTRAL	0- 0	0- 0	0- 0			

RPI S Opponent	Score	RPI S Opponent	Score	RPI S Opponent	Score	RPI S Opponent	Score
		47 A Bucknell I	68 73			116 H Yale	56 58
						123 A Pittsburgh	64 55
						142 A Kent St.	34 62
						200 H Akron	72 61
						236 H Saint Francis (PA)	80 56
						244 H Loyol a Chi cago	74 63
						302 H Robert Morris	69 59
						303 A Detroit Mercy	85 59
						324 A Cani si us	62 36
LAST 12 Di vi si on I GAMES:							
303 A Detroit Mercy	85 59	324 A Cani si us	62 36				
47 A Bucknell I	68 73	200 H Akron	72 61				
236 H Saint Francis (PA)	80 56	116 H Yale	56 58				
302 H Robert Morris	69 59	142 A Kent St.	34 62				
		123 A Pi ttsburgh	64 55				
		244 H Loyol a Chi cago	74 63				

Non-Di v I Games: Thiel 76 53 Carlow 90 31

Youngstown St.