

Average RPI Win: 331 WON-LOST WINNING LAST 10 STRENGTH OF OPP. STRENGTH TEAM ADJ. CONF. ADJ CONF.  
Average RPI Loss: 204 RECORD PCT. RANK GAMES SCHEDULE OF SCHEDULE RPI RPI RPI RPI

DIV. I ONLY	2- 5	262	5-5	322	323	328	328	23	23
DIV. I NON-CONF.	2- 5	262	0- 0	322	323	328	328	23	23
TOTALS	RPI 1-25	RPI 26-50	W-L RECORDS	RPI 51-100	RPI 101-150	RPI 150+			
2- 5	0- 0	0- 0	OVERALL	0- 0	0- 1	2- 4			
0- 3	0- 0	0- 0	HOME	0- 0	0- 1	0- 2			
1- 1	0- 0	0- 0	AWAY	0- 0	0- 0	1- 1			
1- 1	0- 0	0- 0	NEUTRAL	0- 0	0- 0	1- 1			
2- 5	0- 0	0- 0	NON-CONFERENCE	0- 0	0- 1	2- 4			
0- 3	0- 0	0- 0	HOME	0- 0	0- 1	0- 2			
1- 1	0- 0	0- 0	AWAY	0- 0	0- 0	1- 1			
1- 1	0- 0	0- 0	NEUTRAL	0- 0	0- 0	1- 1			
0- 0	0- 0	0- 0	CONFERENCE	0- 0	0- 0	0- 0			
0- 0	0- 0	0- 0	HOME	0- 0	0- 0	0- 0			
0- 0	0- 0	0- 0	AWAY	0- 0	0- 0	0- 0			
0- 0	0- 0	0- 0	NEUTRAL	0- 0	0- 0	0- 0			

RPI 1-25				RPI 26-50				RPI 51-100				RPI 101+ Team's RPI: 328			
RPI	S	Opponent	Score	RPI	S	Opponent	Score	RPI	S	Opponent	Score	RPI	S	Opponent	Score
												144	H	New Mexico St.	65 67
												174	N	Prairie View	59 67
												183	H	Texas St.	53 60
												192	A	Texas Tech	61 78
												327	A	UTRGV	59 49
												327	H	UTRGV	57 70
												335	N	Louisiana	64 63
LAST 12 Division I GAMES:															
				144	H	New Mexico St.	65 67	327	A	UTRGV	59 49				
				327	H	UTRGV	57 70								
				174	N	Prairie View	59 67								
				335	N	Louisiana	64 63								
				183	H	Texas St.	53 60								
				192	A	Texas Tech	61 78								

Non-Div I Games: UNKNOWN 78 40 Schreiner 64 34 Tex. A&M Int'l 84 36 Texas Lutheran 73 49 A&M-Corpus Christi

Average RPI	Win: 220	WON-LOST	WINNING	LAST 10	STRENGTH OF	OPP. STRENGTH	TEAM	ADJ.	CONF.	ADJ CONF.
Average RPI	Loss: 110	RECORD	PCT. RANK	GAMES	SCHEDULE	OF SCHEDULE	RPI	RPI	RPI	RPI
DIV. I ONLY	3- 3	159	7-3	185	119	142	142	23	23	
DIV. I NON-CONF.	3- 3	159	0- 1	185	119	142	142	23	23	
-----										
TOTALS	RPI 1-25	RPI 26-50	W-L RECORDS	RPI 51-100	RPI 101-150	RPI 150+				
3- 3	0- 0	0- 1	OVERALL	0- 0	1- 1	2- 1				
0- 1	0- 0	0- 1	HOME	0- 0	0- 0	0- 0				
2- 2	0- 0	0- 0	AWAY	0- 0	1- 1	1- 1				
1- 0	0- 0	0- 0	NEUTRAL	0- 0	0- 0	1- 0				
3- 3	0- 0	0- 1	NON-CONFERENCE	0- 0	1- 1	2- 1				
0- 1	0- 0	0- 1	HOME	0- 0	0- 0	0- 0				
2- 2	0- 0	0- 0	AWAY	0- 0	1- 1	1- 1				
1- 0	0- 0	0- 0	NEUTRAL	0- 0	0- 0	1- 0				
0- 0	0- 0	0- 0	CONFERENCE	0- 0	0- 0	0- 0				
0- 0	0- 0	0- 0	HOME	0- 0	0- 0	0- 0				
0- 0	0- 0	0- 0	AWAY	0- 0	0- 0	0- 0				
0- 0	0- 0	0- 0	NEUTRAL	0- 0	0- 0	0- 0				

RPI 1-25				RPI 26-50				RPI 51-100				RPI 101+				Team's RPI: 142
RPI	S	Opponent	Score	RPI	S	Opponent	Score	RPI	S	Opponent	Score	RPI	S	Opponent	Score	
				48	H	Arkansas	68 80					117	A	FGCU	65 81	
												144	A	New Mexico St.	58 46	
												166	A	Tulsa	63 75	
												208	N	Texas Southern	81 39	
												309	A	UTEP	70 69	
-----																
LAST 12 Division I GAMES:																
				144	A	New Mexico St.	58 46	117	A	FGCU	65 81					
								48	H	Arkansas	68 80					
								166	A	Tulsa	63 75					
								309	A	UTEP	70 69					
								208	N	Texas Southern	81 39					

Non-Div I Games: Eastern N.M. 78 46 Howard Payne 98 43 Southwest (NM) 90 47 Schreiner 90 43 Abilene Christian

Average RPI Win:	248	WON-LOST	WINNING	LAST 10	STRENGTH OF	OPP. STRENGTH	TEAM	ADJ.	CONF.	ADJ CONF.
Average RPI Loss:	109	RECORD	PCT. RANK	GAMES	SCHEDULE	OF SCHEDULE	RPI	RPI	RPI	RPI
DIV. I ONLY	3- 7	253	3-7	54	248	187	187	9	9	
DIV. I NON-CONF.	3- 7	253	0- 1	54	248	187	187	9	9	
-----										
TOTALS	RPI 1-25	RPI 26-50	W-L RECORDS	RPI 51-100	RPI 101-150	RPI 150+				
3- 7	0- 1	0- 2	OVERALL	1- 1	0- 0	2- 3				
2- 2	0- 0	0- 0	HOME	1- 0	0- 0	1- 2				
1- 5	0- 1	0- 2	AWAY	0- 1	0- 0	1- 1				
0- 0	0- 0	0- 0	NEUTRAL	0- 0	0- 0	0- 0				
3- 7	0- 1	0- 2	NON-CONFERENCE	1- 1	0- 0	2- 3				
2- 2	0- 0	0- 0	HOME	1- 0	0- 0	1- 2				
1- 5	0- 1	0- 2	AWAY	0- 1	0- 0	1- 1				
0- 0	0- 0	0- 0	NEUTRAL	0- 0	0- 0	0- 0				
0- 0	0- 0	0- 0	CONFERENCE	0- 0	0- 0	0- 0				
0- 0	0- 0	0- 0	HOME	0- 0	0- 0	0- 0				
0- 0	0- 0	0- 0	AWAY	0- 0	0- 0	0- 0				
0- 0	0- 0	0- 0	NEUTRAL	0- 0	0- 0	0- 0				

RPI 1-25				RPI 26-50				RPI 51-100				RPI 101+ Team's RPI: 187			
RPI	S	Opponent	Score	RPI	S	Opponent	Score	RPI	S	Opponent	Score	RPI	S	Opponent	Score
3	A	Oregon	36 82	28	A	Minnesota	50 67	80	H	Northern Colo.	69 57	185	A	Denver	66 92
				30	A	Northeastern	41 54	93	A	Portland	60 79	191	H	George Mason	71 78
												230	H	Navy	47 54
												320	A	Army West Point	71 60
												344	H	Fairleigh Dickinson	85 37
LAST 12 Division I GAMES:															
3	A	Oregon	36 82	30	A	Northeastern	41 54	320	A	Army West Point	71 60				
93	A	Portland	60 79					344	H	Fairleigh Dickinson	85 37				
230	H	Navy	47 54	28	A	Minnesota	50 67	185	A	Denver	66 92				
				80	H	Northern Colo.	69 57	191	H	George Mason	71 78				

Non-Div I Games: Western St. 72 54

Air Force

Average RPI Win: 287

Average RPI Loss: 70

WON-LOST  
RECORDWINNING  
PCT. RANKLAST 10  
GAMESSTRENGTH OF  
SCHEDULEOPP. STRENGTH  
OF SCHEDULETEAM  
RPIADJ.  
RPICONF.  
RPIADJ CONF.  
RPIDIV. I ONLY  
DIV. I NON-CONF.8- 2  
8- 250  
508-2  
1- 0348  
34876  
76213  
213213  
21310  
1010  
10

TOTALS

RPI 1-25

RPI 26-50

W-L RECORDS

RPI 51-100

RPI 101-150

RPI 150+

8- 2

0- 0

0- 1

OVERALL

0- 0

0- 1

8- 0

3- 1

0- 0

0- 1

HOME

0- 0

0- 0

3- 0

1- 1

0- 0

0- 0

AWAY

0- 0

0- 1

1- 0

4- 0

0- 0

0- 0

NEUTRAL

0- 0

0- 0

4- 0

8- 2

0- 0

0- 1

NON-CONFERENCE

0- 0

0- 1

8- 0

3- 1

0- 0

0- 1

HOME

0- 0

0- 0

3- 0

1- 1

0- 0

0- 0

AWAY

0- 0

0- 1

1- 0

4- 0

0- 0

0- 0

NEUTRAL

0- 0

0- 0

4- 0

0- 0

0- 0

0- 0

CONFERENCE

0- 0

0- 0

0- 0

0- 0

0- 0

0- 0

HOME

0- 0

0- 0

0- 0

0- 0

0- 0

0- 0

AWAY

0- 0

0- 0

0- 0

0- 0

0- 0

0- 0

NEUTRAL

0- 0

0- 0

0- 0

RPI 1-25

RPI 26-50

RPI 51-100

RPI 101+

Team's RPI: 213

RPI S Opponent Score

RPI S Opponent Score

RPI S Opponent Score

RPI S Opponent Score

31 H Butler 47 63

109 A Youngstown St. 61 72

215 N Oakland 85 65

233 H St. Bonaventure 67 58

259 H Eastern Ky. 63 54

307 N Jackson St. 74 57

309 N UTEP 64 57

316 N Northern Ky. 77 60

326 H Canisius 62 53

330 A N. C. A&amp;T 49 36

LAST 12 Division I GAMES:

307 N Jackson St. 74 57

309 N UTEP 64 57

326 H Canisius 62 53

316 N Northern Ky. 77 60

31 H Butler 47 63

215 N Oakland 85 65

233 H St. Bonaventure 67 58

330 A N. C. A&amp;T 49 36

259 H Eastern Ky. 63 54

109 A Youngstown St. 61 72

Akron

Akron

Non-Div I Games:

Akron

Loss, Non-Conf, S Site, H Home A Away N Neutral

A  
l  
a  
b  
a  
m  
a

Al abama				Through Games Of Dec. 23, 2018																
Average RPI Win:		183	WON-LOST RECORD		WINNING PCT. RANK		LAST 10 GAMES		STRENGTH OF SCHEDULE		OPP. STRENGTH OF SCHEDULE		TEAM RPI	ADJ. RPI	CONF. RPI	ADJ CONF. RPI				
Average RPI Loss:		108																		
DIV. I ONLY			8- 5		114		6-4		59		201		98	98	6	6				
DIV. I NON-CONF.			8- 5		114		0- 1		59		201		98	98	6	6				
-----																				
TOTALS		RPI 1-25		RPI 26-50		W-L RECORDS		RPI 51-100		RPI 101-150		RPI 150+								
8- 5		0- 1		0- 0		OVERALL		2- 1		1- 1		5- 2								
6- 1		0- 0		0- 0		HOME		2- 0		1- 1		3- 0								
1- 1		0- 0		0- 0		AWAY		0- 1		0- 0		1- 0								
1- 3		0- 1		0- 0		NEUTRAL		0- 0		0- 0		1- 2								
8- 5		0- 1		0- 0		NON-CONFERENCE		2- 1		1- 1		5- 2								
6- 1		0- 0		0- 0		HOME		2- 0		1- 1		3- 0								
1- 1		0- 0		0- 0		AWAY		0- 1		0- 0		1- 0								
1- 3		0- 1		0- 0		NEUTRAL		0- 0		0- 0		1- 2								
0- 0		0- 0		0- 0		CONFERENCE		0- 0		0- 0		0- 0								
0- 0		0- 0		0- 0		HOME		0- 0		0- 0		0- 0								
0- 0		0- 0		0- 0		AWAY		0- 0		0- 0		0- 0								
0- 0		0- 0		0- 0		NEUTRAL		0- 0		0- 0		0- 0								
-----																				
RPI 1-25				RPI 26-50				RPI 51-100				Team's RPI: 98		RPI 101+						
RPI S	Opponent			Score			RPI S	Opponent			Score			RPI S	Opponent			Score		
20 N	Mi ami (FL)			74 101																

A  
l  
a  
b  
a  
m  
a

Non-Di v I Games:

Al abama

Average RPI	Win: 262	WON-LOST RECORD	WINNING PCT. RANK	LAST 10 GAMES	STRENGTH OF SCHEDULE	OPP. STRENGTH OF SCHEDULE	TEAM RPI	ADJ. RPI	CONF. RPI	ADJ CONF. RPI
Average RPI	Loss: 194									
DIV. I ONLY	5- 6	176	5-5	249	312	232	232	25	25	
DIV. I NON-CONF.	5- 6	176	1- 0	249	312	232	232	25	25	
-----										
TOTALS	RPI 1-25	RPI 26-50	W-L RECORDS	RPI 51-100	RPI 101-150	RPI 150+				
5- 6	0- 0	0- 1	OVERALL	0- 0	0- 1	5- 4				
2- 2	0- 0	0- 0	HOME	0- 0	0- 0	2- 2				
2- 4	0- 0	0- 1	AWAY	0- 0	0- 1	2- 2				
1- 0	0- 0	0- 0	NEUTRAL	0- 0	0- 0	1- 0				
5- 6	0- 0	0- 1	NON-CONFERENCE	0- 0	0- 1	5- 4				
2- 2	0- 0	0- 0	HOME	0- 0	0- 0	2- 2				
2- 4	0- 0	0- 1	AWAY	0- 0	0- 1	2- 2				
1- 0	0- 0	0- 0	NEUTRAL	0- 0	0- 0	1- 0				
0- 0	0- 0	0- 0	CONFERENCE	0- 0	0- 0	0- 0				
0- 0	0- 0	0- 0	HOME	0- 0	0- 0	0- 0				
0- 0	0- 0	0- 0	AWAY	0- 0	0- 0	0- 0				
0- 0	0- 0	0- 0	NEUTRAL	0- 0	0- 0	0- 0				

RPI 1-25				RPI 26-50				RPI 51-100				RPI 101+				Team's RPI: 232	
RPI	S	Opponent	Score	RPI	S	Opponent	Score	RPI	S	Opponent	Score	RPI	S	Opponent	Score		
				34	A	Kansas	54 65					136	A	UAB	47 82		
												163	A	Illinois	60 88		
												168	H	Jacksonville St.	48 55		
												214	H	Southeastern La.	51 48		
												238	N	Jacksonville	65 60		
												271	A	Murray St.	59 53		
												286	A	North Florida	63 62		
												301	H	Tennessee St.	67 57		
												317	H	Lipscomb	58 62		
												346	A	Austin Peay	58 75		
LAST 12 Division I GAMES:																	
				168	H	Jacksonville St.	48 55					238	N	Jacksonville	65 60		
				346	A	Austin Peay	58 75					286	A	North Florida	63 62		
				271	A	Murray St.	59 53					214	H	Southeastern La.	51 48		
				136	A	UAB	47 82					301	H	Tennessee St.	67 57		
				34	A	Kansas	54 65					163	A	Illinois	60 88		
				317	H	Lipscomb	58 62										

Non-Div I Games:

Alabama A&amp;M

Average RPI Win:	0	WON-LOST	WINNING	LAST 10	STRENGTH OF	OPP. STRENGTH	TEAM	ADJ.	CONF.	ADJ CONF.
Average RPI Loss:	111	RECORD	PCT. RANK	GAMES	SCHEDULE	OF SCHEDULE	RPI	RPI	RPI	RPI
DIV. I ONLY	0- 9	334	1-9	4	331	197	197	25	25	
DIV. I NON-CONF.	0- 9	334	0- 1	4	331	197	197	25	25	
-----										
TOTALS	RPI 1-25	RPI 26-50	W-L RECORDS	RPI 51-100	RPI 101-150	RPI 150+				
0- 9	0- 1	0- 0	OVERALL	0- 3	0- 3	0- 2				
0- 3	0- 0	0- 0	HOME	0- 1	0- 1	0- 1				
0- 6	0- 1	0- 0	AWAY	0- 2	0- 2	0- 1				
0- 0	0- 0	0- 0	NEUTRAL	0- 0	0- 0	0- 0				
0- 9	0- 1	0- 0	NON-CONFERENCE	0- 3	0- 3	0- 2				
0- 3	0- 0	0- 0	HOME	0- 1	0- 1	0- 1				
0- 6	0- 1	0- 0	AWAY	0- 2	0- 2	0- 1				
0- 0	0- 0	0- 0	NEUTRAL	0- 0	0- 0	0- 0				
0- 0	0- 0	0- 0	CONFERENCE	0- 0	0- 0	0- 0				
0- 0	0- 0	0- 0	HOME	0- 0	0- 0	0- 0				
0- 0	0- 0	0- 0	AWAY	0- 0	0- 0	0- 0				
0- 0	0- 0	0- 0	NEUTRAL	0- 0	0- 0	0- 0				

RPI 1-25				RPI 26-50				RPI 51-100				RPI 101+ Team's RPI: 197			
RPI	S	Opponent	Score	RPI	S	Opponent	Score	RPI	S	Opponent	Score	RPI	S	Opponent	Score
18	A	Kentucky	35 87					63	A	Georgia Tech	42 69	113	A	South Alabama	65 77
								65	H	South Carolina	38 94	136	H	UAB	47 62
								89	A	Xavier	58 87	141	A	North Ala.	42 68
												181	A	Troy	46 116
												193	H	Samford	51 60
LAST 12 Division I GAMES:															
181	A	Troy	46 116	89	A	Xavier	58 87	136	H	UAB	47 62				
141	A	North Ala.	42 68	113	A	South Alabama	65 77	63	A	Georgia Tech	42 69				
193	H	Samford	51 60												
65	H	South Carolina	38 94												
18	A	Kentucky	35 87												

Non-Div I Games: Mobile 69 63

Alabama St.

Loss, 
Non-Conf, S Site, 
H Home
A Away 
N Neutral

Average RPI Win: 320

Average RPI Loss: 191

WON-LOST  
RECORDWINNING  
PCT. RANKLAST 10  
GAMESSTRENGTH OF  
SCHEDULEOPP. STRENGTH  
OF SCHEDULETEAM  
RPIADJ.  
RPICONF.  
RPIADJ CONF.  
RPIDIV. I ONLY  
DIV. I NON-CONF.2- 10  
2- 10311  
3112-8  
0- 1223  
223318  
318318  
318318  
31824  
2424  
24

TOTALS

RPI 1-25

RPI 26-50

W-L RECORDS

RPI 51-100

RPI 101-150

RPI 150+

2- 10

0- 0

0- 0

OVERALL

0- 3

0- 1

2- 6

1- 4

0- 0

0- 0

HOME

0- 1

0- 0

1- 3

1- 6

0- 0

0- 0

AWAY

0- 2

0- 1

1- 3

0- 0

0- 0

0- 0

NEUTRAL

0- 0

0- 0

0- 0

2- 10

0- 0

0- 0

NON-CONFERENCE

0- 3

0- 1

2- 6

1- 4

0- 0

0- 0

HOME

0- 1

0- 0

1- 3

1- 6

0- 0

0- 0

AWAY

0- 2

0- 1

1- 3

0- 0

0- 0

0- 0

NEUTRAL

0- 0

0- 0

0- 0

0- 0

0- 0

0- 0

CONFERENCE

0- 0

0- 0

0- 0

0- 0

0- 0

0- 0

HOME

0- 0

0- 0

0- 0

0- 0

0- 0

0- 0

AWAY

0- 0

0- 0

0- 0

0- 0

0- 0

0- 0

NEUTRAL

0- 0

0- 0

0- 0

RPI 1-25

RPI 26-50

RPI 51-100

RPI 101+



Team's RPI: 318



RPI S Opponent Score



RPI S Opponent Score

RPI S Opponent Score

RPI S Opponent Score

62  Rutgers 39  65

72  Purdue 41  53

79  Marist 56  74

149  South Fla. 37  74

198  Holy Cross 50  56

204  Cornell 34  48

226  Monmouth 56  64

260  Central Conn. St. 53  60



298  St. Francis Brooklyn 67 60



326  Canisius 42  48



334  Lafayette 66  67




341  Manhattan 60 54




LAST 12 Division I GAMES:




72  Purdue 41  53 298  St. Francis Brooklyn 67 60

226  Monmouth 56  64 79  Marist 56  74

62  Rutgers 39  65 260  Central Conn. St. 53  60

341  Manhattan 60 54 334  Lafayette 66  67

204  Cornell 34  48 326  Canisius 42  48





149  South Fla. 37  74 198  Holy Cross 50  56

Albany (NY)

Albany (NY)

Non-Div I Games:

Albany (NY)

 Loss,  Non-Conf, S Site,  Home  Away N Neutral



Average RPI Win: 0  
Average RPI Loss: 243

WON-LOST  
RECORD

WINNING  
PCT. RANK

LAST 10  
GAMES

STRENGTH OF  
SCHEDULE

OPP. STRENGTH  
OF SCHEDULE

TEAM  
RPI

ADJ.  
RPI

CONF.  
RPI

ADJ CONF.  
RPI

DIV. I ONLY  
DIV. I NON-CONF.

0- 8  
0- 8

334  
334

1-9  
0- 1

329  
329

307  
307

351  
351

351  
351

25  
25

25  
25

TOTALS

RPI 1-25

RPI 26-50

W-L RECORDS

RPI 51-100

RPI 101-150

RPI 150+

0- 8  
0- 2  
0- 5  
0- 1

0- 0  
0- 0  
0- 0  
0- 0

0- 0  
0- 0  
0- 0  
0- 0

OVERALL  
HOME  
AWAY  
NEUTRAL

0- 0  
0- 0  
0- 0  
0- 0

0- 2  
0- 0  
0- 1  
0- 1

0- 6  
0- 2  
0- 4  
0- 0

0- 8  
0- 2  
0- 5  
0- 1

0- 0  
0- 0  
0- 0  
0- 0

0- 0  
0- 0  
0- 0  
0- 0

NON-CONFERENCE  
HOME  
AWAY  
NEUTRAL

0- 0  
0- 0  
0- 0  
0- 0

0- 2  
0- 0  
0- 1  
0- 1

0- 6  
0- 2  
0- 4  
0- 0

0- 0  
0- 0  
0- 0  
0- 0

0- 0  
0- 0  
0- 0  
0- 0

0- 0  
0- 0  
0- 0  
0- 0

CONFERENCE  
HOME  
AWAY  
NEUTRAL

0- 0  
0- 0  
0- 0  
0- 0

0- 0  
0- 0  
0- 0  
0- 0

0- 0  
0- 0  
0- 0  
0- 0

RPI 1-25

RPI S Opponent Score

RPI 26-50

RPI S Opponent Score

RPI 51-100

RPI S Opponent Score

RPI 101+

Team's RPI: 351

RPI S Opponent Score

136 A UAB 53 80

144 N New Mexico St. 64 82

214 H Southeastern La. 59 77

218 A Southern Miss. 47 66

272 H Central Ark. 46 57

309 A UTEP 51 77

322 A FIU 40 75

332 A Northwestern St. 65 78

LAST 12 Division I GAMES:

144 N New Mexico St. 64 82

309 A UTEP 51 77

322 A FIU 40 75

218 A Southern Miss. 47 66

136 A UAB 53 80

272 H Central Ark. 46 57

332 A Northwestern St. 65 78

214 H Southeastern La. 59 77

Non-Div I Games:

Lane

58

70

Fisk

67

64

Rust

59

78

Al corn

Loss, Non-Conf, S Site, H Home A Away N Neutral

American					Through Games Of Dec. 23, 2018														
Average RPI Win:		226	WON-LOST RECORD		WINNING PCT. RANK	LAST 10 GAMES		STRENGTH OF SCHEDULE	OPP. STRENGTH OF SCHEDULE	TEAM RPI	ADJ. RPI	CONF. RPI	ADJ CONF. RPI						
DIV. I ONLY			4- 6		210	4-6		134	164	182	182	26	26						
DIV. I NON-CONF.			4- 6		210	0- 1		134	164	182	182	26	26						
-----																			
TOTALS		RPI 1-25		RPI 26-50		W-L RECORDS		RPI 51-100		RPI 101-150		RPI 150+							
4- 6		0- 1		0- 0		OVERALL		0- 0		0- 2		4- 3							
3- 0		0- 0		0- 0		HOME		0- 0		0- 0		3- 0							
1- 4		0- 0		0- 0		AWAY		0- 0		0- 1		1- 3							
0- 2		0- 1		0- 0		NEUTRAL		0- 0		0- 1		0- 0							
4- 6		0- 1		0- 0		NON-CONFERENCE		0- 0		0- 2		4- 3							
3- 0		0- 0		0- 0		HOME		0- 0		0- 0		3- 0							
1- 4		0- 0		0- 0		AWAY		0- 0		0- 1		1- 3							
0- 2		0- 1		0- 0		NEUTRAL		0- 0		0- 1		0- 0							
0- 0		0- 0		0- 0		CONFERENCE		0- 0		0- 0		0- 0							
0- 0		0- 0		0- 0		HOME		0- 0		0- 0		0- 0							
0- 0		0- 0		0- 0		AWAY		0- 0		0- 0		0- 0							
0- 0		0- 0		0- 0		NEUTRAL		0- 0		0- 0		0- 0							
-----																			
RPI 1-25					RPI 26-50					RPI 51-100					RPI 101+ Team's RPI: 182				
RPI S	Opponent			Score	RPI S	Opponent			Score	RPI S	Opponent			Score	RPI S	Opponent			Score
4 N	Stanford			49 71											107 A	Penn St. 59 80			
															117 N	FGCU 71 90			
															158 A	Vi rgi ni a 54 57			
															166 H	Tul sa 68 52			
															185 A	Denver 54 83			
															188 A	Hi gh Poi nt 61 66			
															191 H	George Mason 86 71			
															264 A	Hawai i 69 57			
															283 H	UMBC 64 42			
-----																			
LAST 12 Di vi si on I GAMES:																			
188 A	Hi gh Poi nt			61 66	4 N	Stanford			49 71										
107 A	Penn St.			59 80	264 A	Hawai i			69 57										
158 A	Vi rgi ni a			54 57	185 A	Denver			54 83										
283 H	UMBC			64 42	191 H	George Mason			86 71										
117 N	FGCU			71 90	166 H	Tul sa			68 52										

Non-Div I Games:

American

Average RPI Win:	269	WON-LOST	WINNING	LAST 10	STRENGTH OF	OPP. STRENGTH	TEAM	ADJ.	CONF.	ADJ CONF.
Average RPI Loss:	126	RECORD	PCT. RANK	GAMES	SCHEDULE	OF SCHEDULE	RPI	RPI	RPI	RPI
DIV. I ONLY	6- 5	146	6-4	174	291	162	162	19	19	
DIV. I NON-CONF.	6- 5	146	0- 1	174	291	162	162	19	19	
-----										
TOTALS	RPI 1-25	RPI 26-50	W-L RECORDS	RPI 51-100	RPI 101-150	RPI 150+				
6- 5	0- 0	0- 0	OVERALL	0- 3	0- 1	6- 1				
5- 0	0- 0	0- 0	HOME	0- 0	0- 0	5- 0				
1- 5	0- 0	0- 0	AWAY	0- 3	0- 1	1- 1				
0- 0	0- 0	0- 0	NEUTRAL	0- 0	0- 0	0- 0				
6- 5	0- 0	0- 0	NON-CONFERENCE	0- 3	0- 1	6- 1				
5- 0	0- 0	0- 0	HOME	0- 0	0- 0	5- 0				
1- 5	0- 0	0- 0	AWAY	0- 3	0- 1	1- 1				
0- 0	0- 0	0- 0	NEUTRAL	0- 0	0- 0	0- 0				
0- 0	0- 0	0- 0	CONFERENCE	0- 0	0- 0	0- 0				
0- 0	0- 0	0- 0	HOME	0- 0	0- 0	0- 0				
0- 0	0- 0	0- 0	AWAY	0- 0	0- 0	0- 0				
0- 0	0- 0	0- 0	NEUTRAL	0- 0	0- 0	0- 0				

RPI 1-25				RPI 26-50				RPI 51-100				RPI 101+				Team's RPI: 162
RPI	S	Opponent	Score	RPI	S	Opponent	Score	RPI	S	Opponent	Score	RPI	S	Opponent	Score	
								63	A	Georgi a Tech	53 71	136	A	UAB	61 80	
								65	A	South Carol i na	50 80	219	A	Davi dson	81 78	
								84	A	Cl emson	48 87	223	H	El on	65 62	
												250	H	Wofford	94 70	
												274	H	UNC Greensboro	68 65	
												280	A	ETSU	64 95	
												308	H	Marshall I	74 52	
												338	H	Col . of Charleston	80 66	
LAST 12 Division I GAMES:																
250	H	Wofford	94 70	84	A	Cl emson	48 87	219	A	Davi dson	81 78					
65	A	South Carolina	50 80	274	H	UNC Greensboro	68 65	63	A	Georgi a Tech	53 71					
338	H	Col . of Charleston	80 66	136	A	UAB	61 80									
280	A	ETSU	64 95													
308	H	Marshall I	74 52													
223	H	El on	65 62													

Non-Div I Games:

Appalachian St.

Average RPI Win:	204	WON-LOST	WINNING	LAST 10	STRENGTH OF	OPP. STRENGTH	TEAM	ADJ.	CONF.	ADJ CONF.
Average RPI Loss:	124	RECORD	PCT. RANK	GAMES	SCHEDULE	OF SCHEDULE	RPI	RPI	RPI	RPI

DIV. I ONLY	10- 1	17	9-1	303	71	104	104	2	2
DIV. I NON-CONF.	10- 1	17	1- 0	303	71	104	104	2	2
TOTALS	RPI 1-25	RPI 26-50	W-L RECORDS	RPI 51-100	RPI 101-150	RPI 150+			
10- 1	0- 0	0- 0	OVERALL	3- 0	1- 1	6- 0			
6- 1	0- 0	0- 0	HOME	2- 0	1- 1	3- 0			
2- 0	0- 0	0- 0	AWAY	0- 0	0- 0	2- 0			
2- 0	0- 0	0- 0	NEUTRAL	1- 0	0- 0	1- 0			
10- 1	0- 0	0- 0	NON-CONFERENCE	3- 0	1- 1	6- 0			
6- 1	0- 0	0- 0	HOME	2- 0	1- 1	3- 0			
2- 0	0- 0	0- 0	AWAY	0- 0	0- 0	2- 0			
2- 0	0- 0	0- 0	NEUTRAL	1- 0	0- 0	1- 0			
0- 0	0- 0	0- 0	CONFERENCE	0- 0	0- 0	0- 0			
0- 0	0- 0	0- 0	HOME	0- 0	0- 0	0- 0			
0- 0	0- 0	0- 0	AWAY	0- 0	0- 0	0- 0			
0- 0	0- 0	0- 0	NEUTRAL	0- 0	0- 0	0- 0			

RPI 1-25	RPI 26-50	RPI 51-100	RPI 101+	Team's RPI: 104
RPI S Opponent Score	RPI S Opponent Score	RPI S Opponent Score	RPI S Opponent Score	
		59 H Idaho St. 71 46	124 H Loyola Marymount 64 66	
		77 H Montana 100 51	147 H Northern Ariz. 71 47	
		93 N Portland 92 70	196 A San Diego St. 69 60	
			243 A Long Beach St. 70 43	
			293 H South Carolina St. 73 32	
			300 H Incarnate Word 84 42	
			309 H UTEP 62 40	
			323 N Seattle U 84 54	
LAST 12 Division I GAMES:				
243 A Long Beach St. 70 43	147 H Northern Ariz. 71 47			
77 H Montana 100 51	309 H UTEP 62 40			
196 A San Diego St. 69 60	323 N Seattle U 84 54			
300 H Incarnate Word 84 42	124 H Loyola Marymount 64 66			
293 H South Carolina St. 73 32	59 H Idaho St. 71 46			
93 N Portland 92 70				

Non-Div I Games:

Ari zona

Average RPI Win:	134	WON-LOST	WINNING	LAST 10	STRENGTH OF	OPP. STRENGTH	TEAM	ADJ.	CONF.	ADJ CONF.
Average RPI Loss:	10	RECORD	PCT. RANK	GAMES	SCHEDULE	OF SCHEDULE	RPI	RPI	RPI	RPI
DIV. I ONLY	9- 2	41	8-2	64	18	24	24	2	2	
DIV. I NON-CONF.	9- 2	41	1- 0	64	18	24	24	2	2	
TOTALS	RPI 1-25	RPI 26-50	W-L RECORDS	RPI 51-100	RPI 101-150	RPI 150+				
9- 2	0- 2	1- 0	OVERALL	2- 0	3- 0	3- 0				
5- 1	0- 1	0- 0	HOME	1- 0	1- 0	3- 0				
2- 0	0- 0	1- 0	AWAY	0- 0	1- 0	0- 0				
2- 1	0- 1	0- 0	NEUTRAL	1- 0	1- 0	0- 0				
9- 2	0- 2	1- 0	NON-CONFERENCE	2- 0	3- 0	3- 0				
5- 1	0- 1	0- 0	HOME	1- 0	1- 0	3- 0				
2- 0	0- 0	1- 0	AWAY	0- 0	1- 0	0- 0				
2- 1	0- 1	0- 0	NEUTRAL	1- 0	1- 0	0- 0				
0- 0	0- 0	0- 0	CONFERENCE	0- 0	0- 0	0- 0				
0- 0	0- 0	0- 0	HOME	0- 0	0- 0	0- 0				
0- 0	0- 0	0- 0	AWAY	0- 0	0- 0	0- 0				
0- 0	0- 0	0- 0	NEUTRAL	0- 0	0- 0	0- 0				

RPI S Opponent Score	RPI S Opponent Score	RPI S Opponent Score	RPI S Opponent Score
9 N Louisville 56 58	48 A Arkansas 88 85	69 N Kansas St. 65 51	114 H Southern U. 69 47
10 H Baylor 59 65		99 H Fresno St. 68 52	123 A Colorado St. 70 39
			126 N Southern Ill. 82 38
			157 H Louisiana Tech 80 44
			166 H Tulsa 70 52
			300 H Incarnate Word 81 43
LAST 12 Division I GAMES:			
123 A Colorado St. 70 39	166 H Tulsa 70 52		
114 H Southern U. 69 47	99 H Fresno St. 68 52		
157 H Louisiana Tech 80 44	69 N Kansas St. 65 51		
126 N Southern Ill. 82 38	10 H Baylor 59 65		
9 N Louisville 56 58	300 H Incarnate Word 81 43		
48 A Arkansas 88 85			

Non-Div I Games:

Ari zona St.

Average RPI Win:	0	WON-LOST	WINNING	LAST 10	STRENGTH OF	OPP. STRENGTH	TEAM	ADJ.	CONF.	ADJ CONF.
Average RPI Loss:	106	RECORD	PCT. RANK	GAMES	SCHEDULE	OF SCHEDULE	RPI	RPI	RPI	RPI
DIV. I ONLY	0- 3	334	2-4	2	269	186	186	25	25	
DIV. I NON-CONF.	0- 3	334	0- 0	2	269	186	186	25	25	
-----										
TOTALS	RPI 1-25	RPI 26-50	W-L RECORDS	RPI 51-100	RPI 101-150	RPI 150+				
0- 3	0- 0	0- 1	OVERALL	0- 1	0- 0	0- 1				
0- 0	0- 0	0- 0	HOME	0- 0	0- 0	0- 0				
0- 3	0- 0	0- 1	AWAY	0- 1	0- 0	0- 1				
0- 0	0- 0	0- 0	NEUTRAL	0- 0	0- 0	0- 0				
0- 3	0- 0	0- 1	NON-CONFERENCE	0- 1	0- 0	0- 1				
0- 0	0- 0	0- 0	HOME	0- 0	0- 0	0- 0				
0- 3	0- 0	0- 1	AWAY	0- 1	0- 0	0- 1				
0- 0	0- 0	0- 0	NEUTRAL	0- 0	0- 0	0- 0				
0- 0	0- 0	0- 0	CONFERENCE	0- 0	0- 0	0- 0				
0- 0	0- 0	0- 0	HOME	0- 0	0- 0	0- 0				
0- 0	0- 0	0- 0	AWAY	0- 0	0- 0	0- 0				
0- 0	0- 0	0- 0	NEUTRAL	0- 0	0- 0	0- 0				

RPI 1-25				RPI 26-50				RPI 51-100				RPI 101+ Team's RPI: 186			
RPI	S	Opponent	Score	RPI	S	Opponent	Score	RPI	S	Opponent	Score	RPI	S	Opponent	Score
				28	A	Minnesota	42 84	55	A	Oregon St.	33 89	236	A	Wichita St.	39 76
LAST 12 Division I GAMES:															
				28	A	Minnesota	42 84	55	A	Oregon St.	33 89	236	A	Wichita St.	39 76

Non-Div I Games: Paul Quinn 68 52 Tougaloo 68 60 Philander Smith 48 53

Ark. -Pine Bluff

Average RPI Win:	176	WON-LOST	WINNING	LAST 10	STRENGTH OF	OPP. STRENGTH	TEAM	ADJ.	CONF.	ADJ CONF.
Average RPI Loss:	51	RECORD	PCT. RANK	GAMES	SCHEDULE	OF SCHEDULE	RPI	RPI	RPI	RPI
DIV. I ONLY	10- 3	62	8-2	129	75	48	48	6	6	
DIV. I NON-CONF.	10- 3	62	1- 0	129	75	48	48	6	6	
-----										
TOTALS	RPI 1-25	RPI 26-50	W-L RECORDS	RPI 51-100	RPI 101-150	RPI 150+				
10- 3	0- 2	0- 0	OVERALL	1- 0	4- 1	5- 0				
5- 1	0- 1	0- 0	HOME	1- 0	2- 0	2- 0				
3- 1	0- 1	0- 0	AWAY	0- 0	2- 0	1- 0				
2- 1	0- 0	0- 0	NEUTRAL	0- 0	0- 1	2- 0				
10- 3	0- 2	0- 0	NON-CONFERENCE	1- 0	4- 1	5- 0				
5- 1	0- 1	0- 0	HOME	1- 0	2- 0	2- 0				
3- 1	0- 1	0- 0	AWAY	0- 0	2- 0	1- 0				
2- 1	0- 0	0- 0	NEUTRAL	0- 0	0- 1	2- 0				
0- 0	0- 0	0- 0	CONFERENCE	0- 0	0- 0	0- 0				
0- 0	0- 0	0- 0	HOME	0- 0	0- 0	0- 0				
0- 0	0- 0	0- 0	AWAY	0- 0	0- 0	0- 0				
0- 0	0- 0	0- 0	NEUTRAL	0- 0	0- 0	0- 0				

RPI 1-25				RPI 26-50				RPI 51-100				RPI 101+			
RPI	S	Opponent	Score	RPI	S	Opponent	Score	RPI	S	Opponent	Score	RPI	S	Opponent	Score
8	A	Iowa St.	82 91					88	H	Tennessee Tech	65 42	111	H	Nebraska	84 80
24	H	Arizona St.	85 88									120	N	Pittsburgh	54 61
												127	H	Oral Roberts	74 61
												137	A	UT Arlington	66 65
												142	A	Abilene Christian	80 68
												166	A	Tulsa	61 59
												174	H	Prairie View	71 44
												179	N	Wisconsin	69 68
												301	N	Tennessee St.	79 55
												332	H	Northwestern St.	98 53
LAST 12 Division I GAMES:															
111	H	Nebraska	84 80	166	A	Tulsa	61 59	179	N	Wisconsin	69 68	120	N	Pittsburgh	54 61
174	H	Prairie View	71 44	179	N	Wisconsin	69 68	120	N	Pittsburgh	54 61	301	N	Tennessee St.	79 55
142	A	Abilene Christian	80 68	120	N	Pittsburgh	54 61	301	N	Tennessee St.	79 55	24	H	Arizona St.	85 88
88	H	Tennessee Tech	65 42	301	N	Tennessee St.	79 55	24	H	Arizona St.	85 88	137	A	UT Arlington	66 65
8	A	Iowa St.	82 91	24	H	Arizona St.	85 88	137	A	UT Arlington	66 65				
127	H	Oral Roberts	74 61	137	A	UT Arlington	66 65								

Non-Div I Games:

Arkansas

Average RPI Win: 261

Average RPI Loss: 85

WON-LOST  
RECORDWINNING  
PCT. RANKLAST 10  
GAMESSTRENGTH OF  
SCHEDULEOPP. STRENGTH  
OF SCHEDULETEAM  
RPIADJ.  
RPICONF.  
RPIADJ CONF.  
RPIDIV. I ONLY  
DIV. I NON-CONF.5- 5  
5- 5159  
1595-5  
0- 1192  
192156  
156184  
184184  
18419  
1919  
19

TOTALS

RPI 1-25

RPI 26-50

W-L RECORDS

RPI 51-100

RPI 101-150

RPI 150+

5- 5

0- 0

0- 2

OVERALL

0- 1

0- 1

5- 1

4- 1

0- 0

0- 0

HOME

0- 0

0- 0

4- 1

1- 4

0- 0

0- 2

AWAY

0- 1

0- 1

1- 0

0- 0

0- 0

0- 0

NEUTRAL

0- 0

0- 0

0- 0

5- 5

0- 0

0- 2

NON-CONFERENCE

0- 1

0- 1

5- 1

4- 1

0- 0

0- 0

HOME

0- 0

0- 0

4- 1

1- 4

0- 0

0- 2

AWAY

0- 1

0- 1

1- 0

0- 0

0- 0

0- 0

NEUTRAL

0- 0

0- 0

0- 0

0- 0

0- 0

0- 0

CONFERENCE

0- 0

0- 0

0- 0

0- 0

0- 0

0- 0

HOME

0- 0

0- 0

0- 0

0- 0

0- 0

0- 0

AWAY

0- 0

0- 0

0- 0

0- 0

0- 0

0- 0

NEUTRAL

0- 0

0- 0

0- 0

RPI 1-25

RPI 26-50

RPI 51-100

RPI 101+

Team's RPI: 184

RPI S Opponent Score

RPI S Opponent Score

RPI S Opponent Score

RPI S Opponent Score

37 A Texas A&M 56 97  
50 A Belmont 55 74

70 A UT Martin 91 97

112 A Oklahoma St. 60 62  
157 H Louisiana Tech 70 80  
166 H Tulsa 73 60  
271 H Murray St. 74 63  
277 H Mississippi Val. 60 57  
282 H Memphis 77 66  
309 A UTEP 67 66

LAST 12 Division I GAMES:

277 H Mississippi Val. 60 57  
166 H Tulsa 73 60  
309 A UTEP 67 66  
271 H Murray St. 74 63  
37 A Texas A&M 56 97  
157 H Louisiana Tech 70 8050 A Belmont 55 74  
70 A UT Martin 91 97  
282 H Memphis 77 66  
112 A Oklahoma St. 60 62

Non-Div I Games:

Arkansas St.

Loss, Non-Conf, S Site, H Home A Away N Neutral



Average RPI Win:	332	WON-LOST	WINNING	LAST 10	STRENGTH OF	OPP. STRENGTH	TEAM	ADJ.	CONF.	ADJ CONF.
Average RPI Loss:	166	RECORD	PCT. RANK	GAMES	SCHEDULE	OF SCHEDULE	RPI	RPI	RPI	RPI

DIV. I ONLY	4- 6	210	4-6	331	273	320	320	26	26
DIV. I NON-CONF.	4- 6	210	0- 1	331	273	320	320	26	26
TOTALS	RPI 1-25	RPI 26-50	W-L RECORDS	RPI 51-100	RPI 101-150	RPI 150+			
4- 6	0- 0	0- 0	OVERALL	0- 2	0- 1	4- 3			
2- 3	0- 0	0- 0	HOME	0- 1	0- 1	2- 1			
2- 3	0- 0	0- 0	AWAY	0- 1	0- 0	2- 2			
0- 0	0- 0	0- 0	NEUTRAL	0- 0	0- 0	0- 0			
4- 6	0- 0	0- 0	NON-CONFERENCE	0- 2	0- 1	4- 3			
2- 3	0- 0	0- 0	HOME	0- 1	0- 1	2- 1			
2- 3	0- 0	0- 0	AWAY	0- 1	0- 0	2- 2			
0- 0	0- 0	0- 0	NEUTRAL	0- 0	0- 0	0- 0			
0- 0	0- 0	0- 0	CONFERENCE	0- 0	0- 0	0- 0			
0- 0	0- 0	0- 0	HOME	0- 0	0- 0	0- 0			
0- 0	0- 0	0- 0	AWAY	0- 0	0- 0	0- 0			
0- 0	0- 0	0- 0	NEUTRAL	0- 0	0- 0	0- 0			

RPI 1-25	RPI 26-50	RPI 51-100	RPI 101+ Team's RPI: 320
RPI S Opponent Score	RPI S Opponent Score	RPI S Opponent Score	RPI S Opponent Score
		75 H St. John's (NY) 49 60	119 H Yale 51 62
		83 A TCU 38 63	187 H Air Force 60 71
			249 A Binghamton 47 60
			285 A Col umbi a 49 70
			298 H St. Francis Brooklyn 69 57
			336 A Wagner 61 46
			344 H Fairleigh Dickinson 62 40
			350 A LIU Brooklyn 57 42
LAST 12 Division I GAMES:			
83 A TCU 38 63	119 H Yale 51 62	336 A Wagner 61 46	
298 H St. Francis Brooklyn 69 57	344 H Fairleigh Dickinson 62 40		
249 A Binghamton 47 60	350 A LIU Brooklyn 57 42		
187 H Air Force 60 71			
75 H St. John's (NY) 49 60			
285 A Col umbi a 49 70			

Non-Div I Games:

Army West Point

Average RPI Win: 169      WON-LOST      WINNING      LAST 10  
Average RPI Loss: 8      RECORD      PCT. RANK      GAMES      STRENGTH OF      OPP. STRENGTH      TEAM      ADJ.      CONF.      ADJ CONF.  
SCHEDULE      OF SCHEDULE      RPI      RPI      RPI      RPI

DIV. I ONLY	10- 1	17	9-1	152	61	19	19	6	6
DIV. I NON-CONF.	10- 1	17	1- 0	152	61	19	19	6	6
-----									
TOTALS	RPI 1-25	RPI 26-50	W-L RECORDS	RPI 51-100	RPI 101-150	RPI 150+			
10- 1	1- 1	1- 0	OVERALL	0- 0	2- 0	6- 0			
5- 0	0- 0	0- 0	HOME	0- 0	2- 0	3- 0			
3- 1	1- 1	0- 0	AWAY	0- 0	0- 0	2- 0			
2- 0	0- 0	1- 0	NEUTRAL	0- 0	0- 0	1- 0			
10- 1	1- 1	1- 0	NON-CONFERENCE	0- 0	2- 0	6- 0			
5- 0	0- 0	0- 0	HOME	0- 0	2- 0	3- 0			
3- 1	1- 1	0- 0	AWAY	0- 0	0- 0	2- 0			
2- 0	0- 0	1- 0	NEUTRAL	0- 0	0- 0	1- 0			
0- 0	0- 0	0- 0	CONFERENCE	0- 0	0- 0	0- 0			
0- 0	0- 0	0- 0	HOME	0- 0	0- 0	0- 0			
0- 0	0- 0	0- 0	AWAY	0- 0	0- 0	0- 0			
0- 0	0- 0	0- 0	NEUTRAL	0- 0	0- 0	0- 0			

RPI 1-25	Team's RPI: 19	RPI 26-50	RPI 51-100	RPI 101+
RPI S Opponent Score	RPI S Opponent Score	RPI S Opponent Score	RPI S Opponent Score	RPI S Opponent Score
8 A Iowa St. 64 67	41 N North Carolina 86 81			122 H Grambling 97 48
23 A New Mexico 79 76				130 H Oklahoma 95 79
				173 N Coastal Caro. 84 78
				175 H Nicholls St. 80 59
				193 H Samford 73 46
				223 A Elon 96 44
				275 A Saint Joseph's 81 70
				335 H Louisiana 71 59
LAST 12 Division I GAMES:				
193 H Samford 73 46	23 A New Mexico 79 76			
275 A Saint Joseph's 81 70	8 A Iowa St. 64 67			
130 H Oklahoma 95 79	223 A Elon 96 44			
335 H Louisiana 71 59	41 N North Carolina 86 81			
175 H Nicholls St. 80 59	173 N Coastal Caro. 84 78			
122 H Grambling 97 48				

Non-Div I Games: Xavier (LA) 77 58

Auburn

Average RPI Win: 288

Average RPI Loss: 240

WON-LOST  
RECORDWINNING  
PCT. RANKLAST 10  
GAMESSTRENGTH OF  
SCHEDULEOPP. STRENGTH  
OF SCHEDULETEAM  
RPIADJ.  
RPICONF.  
RPIADJ CONF.  
RPIDIV. I ONLY  
DIV. I NON-CONF.3- 6  
3- 6240  
2405-5  
0- 0351  
351216  
216346  
346346  
34621  
2121  
21

TOTALS

RPI 1-25

RPI 26-50

W-L RECORDS

RPI 51-100

RPI 101-150

RPI 150+

3- 6

0- 0

0- 0

OVERALL

0- 0

0- 1

3- 5

3- 1

0- 0

0- 0

HOME

0- 0

0- 0

3- 1

0- 5

0- 0

0- 0

AWAY

0- 0

0- 1

0- 4

0- 0

0- 0

0- 0

NEUTRAL

0- 0

0- 0

0- 0

3- 6

0- 0

0- 0

NON-CONFERENCE

0- 0

0- 1

3- 5

3- 1

0- 0

0- 0

HOME

0- 0

0- 0

3- 1

0- 5

0- 0

0- 0

AWAY

0- 0

0- 1

0- 4

0- 0

0- 0

0- 0

NEUTRAL

0- 0

0- 0

0- 0

0- 0

0- 0

0- 0

CONFERENCE

0- 0

0- 0

0- 0

0- 0

0- 0

0- 0

HOME

0- 0

0- 0

0- 0

0- 0

0- 0

0- 0

AWAY

0- 0

0- 0

0- 0

0- 0

0- 0

0- 0

NEUTRAL

0- 0

0- 0

0- 0

RPI 1-25

RPI S Opponent Score

RPI 26-50

RPI S Opponent Score

RPI 51-100

RPI S Opponent Score

RPI 101+

Team's RPI: 346

RPI S Opponent Score

134 A Cincinnati 48 69

171 A Vanderbilt 70 99

232 H Alabama A&amp;M 75 58

247 A Illinois St. 49 61

262 A Western Ill. 72 77

277 H Mississippi Val. 89 95

316 H Northern Ky. 52 48

317 H Lipscomb 70 58

348 A Evansville 52 56

LAST 12 Division I GAMES:

277 H Mississippi Val. 89 95 348 A Evansville 52 56

171 A Vanderbilt 70 99 232 H Alabama A&amp;M 75 58

134 A Cincinnati 48 69 247 A Illinois St. 49 61

262 A Western Ill. 72 77

317 H Lipscomb 70 58

316 H Northern Ky. 52 48

Non-Div I Games: Christian Bros. 100 62 Trevecca Nazarene 90 78

Austin Peay

Loss, Non-Conf, S Site, H Home A Away N Neutral

Average RPI Win:	178	WON-LOST	WINNING	LAST 10	STRENGTH OF	OPP. STRENGTH	TEAM	ADJ.	CONF.	ADJ CONF.
Average RPI Loss:	98	RECORD	PCT. RANK	GAMES	SCHEDULE	OF SCHEDULE	RPI	RPI	RPI	RPI
DIV. I ONLY	8- 3	69	7-3	138	104	56	56	7	7	
DIV. I NON-CONF.	8- 3	69	1- 0	138	104	56	56	7	7	
-----										
TOTALS	RPI 1-25	RPI 26-50	W-L RECORDS	RPI 51-100	RPI 101-150	RPI 150+				
8- 3	0- 1	0- 0	OVERALL	2- 1	2- 0	4- 1				
4- 1	0- 1	0- 0	HOME	1- 0	1- 0	2- 0				
2- 2	0- 0	0- 0	AWAY	0- 1	1- 0	1- 1				
2- 0	0- 0	0- 0	NEUTRAL	1- 0	0- 0	1- 0				
8- 3	0- 1	0- 0	NON-CONFERENCE	2- 1	2- 0	4- 1				
4- 1	0- 1	0- 0	HOME	1- 0	1- 0	2- 0				
2- 2	0- 0	0- 0	AWAY	0- 1	1- 0	1- 1				
2- 0	0- 0	0- 0	NEUTRAL	1- 0	0- 0	1- 0				
0- 0	0- 0	0- 0	CONFERENCE	0- 0	0- 0	0- 0				
0- 0	0- 0	0- 0	HOME	0- 0	0- 0	0- 0				
0- 0	0- 0	0- 0	AWAY	0- 0	0- 0	0- 0				
0- 0	0- 0	0- 0	NEUTRAL	0- 0	0- 0	0- 0				

RPI 1-25				RPI 26-50				RPI 51-100				RPI 101+			
RPI	S	Opponent	Score	RPI	S	Opponent	Score	RPI	S	Opponent	Score	RPI	S	Opponent	Score
7	H	Cal i forni a	52 70					80	H	Northern Colo.	70 50	123	H	Colorado St.	51 42
								83	N	TCU	61 58	131	A	Utah St.	62 57
								85	A	Utah	67 78	194	H	UC Ri versi de	72 70
												203	A	Southern Utah	64 67
												265	H	Eastern Wash.	80 65
												268	N	Cal i forni a Baptist	76 69
												276	A	Utah Valley	77 51
LAST 12 Division I GAMES:															
80	H	Northern Colo.	70 50	276	A	Utah Valley	77 51								
123	H	Colorado St.	51 42	203	A	Southern Utah	64 67								
85	A	Utah	67 78	268	N	Cal i forni a Baptist	76 69								
7	H	Cal i forni a	52 70	83	N	TCU	61 58								
194	H	UC Ri versi de	72 70	131	A	Utah St.	62 57								
				265	H	Eastern Wash.	80 65								

Non-Div I Games:

BYU

Average RPI	Win: 216	WON-LOST	WINNING	LAST 10	STRENGTH OF	OPP. STRENGTH	TEAM	ADJ.	CONF.	ADJ CONF.
Average RPI	Loss: 99	RECORD	PCT. RANK	GAMES	SCHEDULE	OF SCHEDULE	RPI	RPI	RPI	RPI
DIV. I ONLY	4- 7	227	4-6	269	13	258	258	10	10	
DIV. I NON-CONF.	4- 7	227	0- 1	269	13	258	258	10	10	
-----										
TOTALS	RPI 1-25	RPI 26-50	W-L RECORDS	RPI 51-100	RPI 101-150	RPI 150+				
4- 7	0- 0	0- 2	OVERALL	0- 2	1- 1	3- 2				
3- 2	0- 0	0- 0	HOME	0- 1	1- 0	2- 1				
1- 2	0- 0	0- 1	AWAY	0- 0	0- 0	1- 1				
0- 3	0- 0	0- 1	NEUTRAL	0- 1	0- 1	0- 0				
4- 7	0- 0	0- 2	NON-CONFERENCE	0- 2	1- 1	3- 2				
3- 2	0- 0	0- 0	HOME	0- 1	1- 0	2- 1				
1- 2	0- 0	0- 1	AWAY	0- 0	0- 0	1- 1				
0- 3	0- 0	0- 1	NEUTRAL	0- 1	0- 1	0- 0				
0- 0	0- 0	0- 0	CONFERENCE	0- 0	0- 0	0- 0				
0- 0	0- 0	0- 0	HOME	0- 0	0- 0	0- 0				
0- 0	0- 0	0- 0	AWAY	0- 0	0- 0	0- 0				
0- 0	0- 0	0- 0	NEUTRAL	0- 0	0- 0	0- 0				

RPI 1-25				RPI 26-50				RPI 51-100				RPI 101+				Team's RPI : 258	
RPI	S	Opponent	Score	RPI	S	Opponent	Score	RPI	S	Opponent	Score	RPI	S	Opponent	Score		
31	A	Butler	47 64	61	N	Quinnipiac	66 69	134	H	Cincinnati	75 63						
47	N	Duke	62 79	72	H	Purdue	38 80	145	N	Fordham	70 78						
												161	A	Western Ky.	86 83		
												165	A	Missouri St.	54 74		
												171	H	Vanderbilt	43 60		
												267	H	Cleveland St.	67 62		
												301	H	Tennessee St.	90 51		
LAST 12 Division I GAMES:																	
61	N	Quinnipiac	66 69	171	H	Vanderbilt	43 60										
47	N	Duke	62 79	31	A	Butler	47 64										
301	H	Tennessee St.	90 51	134	H	Cincinnati	75 63										
161	A	Western Ky.	86 83	145	N	Fordham	70 78										
72	H	Purdue	38 80	165	A	Missouri St.	54 74										
				267	H	Cleveland St.	67 62										

Non-Di v I Games:

Bal I St.

Average RPI Win: 125

Average RPI Loss: 4

WON-LOST  
RECORD

WINNING  
PCT. RANK

LAST 10  
GAMES

STRENGTH OF  
SCHEDULE

OPP. STRENGTH  
OF SCHEDULE

TEAM  
RPI

ADJ.  
RPI

CONF.  
RPI

ADJ CONF.  
RPI

DIV. I ONLY	8- 1	31	8-1	82	9	10	10	5	5
DIV. I NON-CONF.	8- 1	31	0- 1	82	9	10	10	5	5
TOTALS	RPI 1-25	RPI 26-50	W-L RECORDS	RPI 51-100	RPI 101-150	RPI 150+			
8- 1	1- 1	1- 0	OVERALL	1- 0	2- 0	3- 0			
4- 0	0- 0	0- 0	HOME	0- 0	1- 0	3- 0			
2- 1	1- 1	0- 0	AWAY	1- 0	0- 0	0- 0			
2- 0	0- 0	1- 0	NEUTRAL	0- 0	1- 0	0- 0			
8- 1	1- 1	1- 0	NON-CONFERENCE	1- 0	2- 0	3- 0			
4- 0	0- 0	0- 0	HOME	0- 0	1- 0	3- 0			
2- 1	1- 1	0- 0	AWAY	1- 0	0- 0	0- 0			
2- 0	0- 0	1- 0	NEUTRAL	0- 0	1- 0	0- 0			
0- 0	0- 0	0- 0	CONFERENCE	0- 0	0- 0	0- 0			
0- 0	0- 0	0- 0	HOME	0- 0	0- 0	0- 0			
0- 0	0- 0	0- 0	AWAY	0- 0	0- 0	0- 0			
0- 0	0- 0	0- 0	NEUTRAL	0- 0	0- 0	0- 0			

RPI	S	Opponent	Score	RPI	S	Opponent	Score	RPI	S	Opponent	Score	RPI	S	Opponent	Score
4	A	Stanford	63 68	36	N	South Dakota St.	72 66	65	A	South Carolina	94 69	114	H	Southern U.	94 49
24	A	Arizona St.	65 59									140	N	Georgetown	67 46
												175	H	Nicholls St.	100 39
												206	H	Morehead St.	96 58
												242	H	Saint Francis (PA)	116 58
LAST 12 Division I GAMES:															
4	A	Stanford	63 68	114	H	Southern U.	94 49	24	A	Arizona St.	65 59	242	H	Saint Francis (PA)	116 58
206	H	Morehead St.	96 58									175	H	Nicholls St.	100 39
65	A	South Carolina	94 69												
140	N	Georgetown	67 46												
36	N	South Dakota St.	72 66												

Non-Div I Games:

Bayl or

B  
e  
l  
m  
o  
n  
t

Bel mont				Through Games Of Dec. 23, 2018							
Average RPI	Win:	179	WON-LOST RECORD	WINNING PCT. RANK	LAST 10 GAMES	STRENGTH OF SCHEDULE	OPP. STRENGTH OF SCHEDULE	TEAM RPI	ADJ. RPI	CONF. RPI	ADJ CONF. RPI
DIV. I ONLY			7- 3	81	7-3	127	63	50	50	21	21
DIV. I NON-CONF.			7- 3	81	1- 0	127	63	50	50	21	21
<hr/>											
TOTALS		RPI 1-25	RPI 26-50		W-L RECORDS		RPI 51-100	RPI 101-150	RPI 150+		
7- 3	0- 1	0- 0		OVERALL		2- 2	1- 0	4- 0			
3- 1	0- 0	0- 0		HOME		0- 1	0- 0	3- 0			
4- 2	0- 1	0- 0		AWAY		2- 1	1- 0	1- 0			
0- 0	0- 0	0- 0		NEUTRAL		0- 0	0- 0	0- 0			
7- 3	0- 1	0- 0		NON-CONFERENCE		2- 2	1- 0	4- 0			
3- 1	0- 0	0- 0		HOME		0- 1	0- 0	3- 0			
4- 2	0- 1	0- 0		AWAY		2- 1	1- 0	1- 0			
0- 0	0- 0	0- 0		NEUTRAL		0- 0	0- 0	0- 0			
0- 0	0- 0	0- 0		CONFERENCE		0- 0	0- 0	0- 0			
0- 0	0- 0	0- 0		HOME		0- 0	0- 0	0- 0			
0- 0	0- 0	0- 0		AWAY		0- 0	0- 0	0- 0			
0- 0	0- 0	0- 0		NEUTRAL		0- 0	0- 0	0- 0			
<hr/>											
RPI 1-25				RPI 26-50		Team's RPI: 50		RPI 51-100		RPI 101+	
RPI S	Opponent		Score	RPI S	Opponent		Score	RPI S	Opponent		Score
5	A	NC State	62 77					51	A	Mi dd l e Tenn.	45 38
								76	H	To l e d o	69 78
								81	A	W r i g h t St.	79 63
								84	A	C l e m s o n	62 65

B  
e  
l  
m  
o  
n  
t

Non-Div I Games:

Bel mont

Average RPI Win: **269**  
 Average RPI Loss: **192**

WON-LOST  
RECORD

WINNING  
PCT. RANK

LAST 10  
GAMES

STRENGTH OF  
SCHEDULE

OPP. STRENGTH  
OF SCHEDULE

TEAM  
RPI

ADJ.  
RPI

CONF.  
RPI

ADJ CONF.  
RPI

DIV. I ONLY	5- 4	139	6-4	324	188	220	220	32	32
DIV. I NON-CONF.	5- 4	139	0- 1	324	188	220	220	32	32
<hr/>									
TOTALS	RPI 1-25	RPI 26-50	W-L RECORDS	RPI 51-100	RPI 101-150	RPI 150+			
5- 4	0- 0	0- 0	OVERALL	0- 0	0- 1	5- 3			
3- 0	0- 0	0- 0	HOME	0- 0	0- 0	3- 0			
1- 4	0- 0	0- 0	AWAY	0- 0	0- 1	1- 3			
1- 0	0- 0	0- 0	NEUTRAL	0- 0	0- 0	1- 0			
5- 4	0- 0	0- 0	NON-CONFERENCE	0- 0	0- 1	5- 3			
3- 0	0- 0	0- 0	HOME	0- 0	0- 0	3- 0			
1- 4	0- 0	0- 0	AWAY	0- 0	0- 1	1- 3			
1- 0	0- 0	0- 0	NEUTRAL	0- 0	0- 0	1- 0			
0- 0	0- 0	0- 0	CONFERENCE	0- 0	0- 0	0- 0			
0- 0	0- 0	0- 0	HOME	0- 0	0- 0	0- 0			
0- 0	0- 0	0- 0	AWAY	0- 0	0- 0	0- 0			
0- 0	0- 0	0- 0	NEUTRAL	0- 0	0- 0	0- 0			

RPI 1-25				RPI 26-50				RPI 51-100				RPI 101+ Team's RPI: 220			
RPI	S	Opponent	Score	RPI	S	Opponent	Score	RPI	S	Opponent	Score	RPI	S	Opponent	Score
												149	A	South Fla.	39 <b>88</b>
												170	A	Georgia St.	57 <b>62</b>
												224	A	Ga. Southern	76 <b>77</b>
												225	A	Florida	53 <b>64</b>
												234	N	Kennesaw St.	64 61
												238	A	Jacksonville	58 56
												263	H	Liberty	81 76
												286	H	North Florida	76 60
												322	H	FIU	68 57
<hr/>															
LAST 12 Division I GAMES:															
				238	A	Jacksonville	58 56	170	A	Georgia St.	57 <b>62</b>				
				224	A	Ga. Southern	76 <b>77</b>	234	N	Kennesaw St.	64 61				
				322	H	FIU	68 57	286	H	North Florida	76 60				
				149	A	South Fla.	39 <b>88</b>	225	A	Florida	53 <b>64</b>				
				263	H	Liberty	81 76								

Non-Div I Games: Flagler 74 59 Edward Waters 73 46

Bethune-Cookman



Average RPI Win: **289** WON-LOST RECORD WINNING PCT. RANK LAST 10 GAMES STRENGTH OF SCHEDULE OPP. STRENGTH OF SCHEDULE TEAM RPI ADJ. RPI CONF. RPI ADJ. CONF. RPI

Average RPI Loss: **161**

DIV. I ONLY	3- 7	253	3-7	110	300	249	249	24	24
DIV. I NON-CONF.	3- 7	253	0- 1	110	300	249	249	24	24
TOTALS	RPI 1-25	RPI 26-50	W-L RECORDS	RPI 51-100	RPI 101-150	RPI 150+			
3- 7	0- 2	0- 0	OVERALL	0- 1	0- 0	3- 4			
3- 2	0- 0	0- 0	HOME	0- 0	0- 0	3- 2			
0- 5	0- 2	0- 0	AWAY	0- 1	0- 0	0- 2			
0- 0	0- 0	0- 0	NEUTRAL	0- 0	0- 0	0- 0			
3- 7	0- 2	0- 0	NON-CONFERENCE	0- 1	0- 0	3- 4			
3- 2	0- 0	0- 0	HOME	0- 0	0- 0	3- 2			
0- 5	0- 2	0- 0	AWAY	0- 1	0- 0	0- 2			
0- 0	0- 0	0- 0	NEUTRAL	0- 0	0- 0	0- 0			
0- 0	0- 0	0- 0	CONFERENCE	0- 0	0- 0	0- 0			
0- 0	0- 0	0- 0	HOME	0- 0	0- 0	0- 0			
0- 0	0- 0	0- 0	AWAY	0- 0	0- 0	0- 0			
0- 0	0- 0	0- 0	NEUTRAL	0- 0	0- 0	0- 0			

RPI S Opponent Score	RPI S Opponent Score	RPI S Opponent Score	RPI S Opponent Score
1 A Notre Dame 53 103		71 A Ohio 49 86	169 H Lehigh 55 65
17 A Marquette 40 93			204 H Cornell I 72 61
			245 H Rider 57 62
			288 A Niagara 72 79
			320 H Army West Point 60 47
			334 A Lafayette 50 59
			344 H Fairleigh Dickinson 73 54
LAST 12 Division I GAMES:			
17 A Marquette 40 93	1 A Notre Dame 53 103	245 H Rider 57 62	
71 A Ohio 49 86	288 A Niagara 72 79	344 H Fairleigh Dickinson 73 54	
334 A Lafayette 50 59	320 H Army West Point 60 47	169 H Lehigh 55 65	
204 H Cornell I 72 61			

Non-Div I Games: Charleston (WV) 69 62 Caldwell 73 54

Binghamton

Average RPI Win: 167

Average RPI Loss: 74

WON-LOST  
RECORDWINNING  
PCT. RANKLAST 10  
GAMESSTRENGTH OF  
SCHEDULEOPP. STRENGTH  
OF SCHEDULETEAM  
RPIADJ.  
RPICONF.  
RPIADJ CONF.  
RPIDIV. I ONLY  
DIV. I NON-CONF.7- 2  
7- 258  
588-2  
1- 0230  
23015  
1578  
7878  
789  
99  
9

TOTALS

RPI 1-25

RPI 26-50

W-L RECORDS

RPI 51-100

RPI 101-150

RPI 150+

7- 2

0- 1

0- 0

OVERALL

2- 0

2- 1

3- 0

3- 1

0- 1

0- 0

HOME

0- 0

1- 0

2- 0

1- 1

0- 0

0- 0

AWAY

1- 0

0- 1

0- 0

3- 0

0- 0

0- 0

NEUTRAL

1- 0

1- 0

1- 0

7- 2

0- 1

0- 0

NON-CONFERENCE

2- 0

2- 1

3- 0

3- 1

0- 1

0- 0

HOME

0- 0

1- 0

2- 0

1- 1

0- 0

0- 0

AWAY

1- 0

0- 1

0- 0

3- 0

0- 0

0- 0

NEUTRAL

1- 0

1- 0

1- 0

0- 0

0- 0

0- 0

CONFERENCE

0- 0

0- 0

0- 0

0- 0

0- 0

0- 0

HOME

0- 0

0- 0

0- 0

0- 0

0- 0

0- 0

AWAY

0- 0

0- 0

0- 0

0- 0

0- 0

0- 0

NEUTRAL

0- 0

0- 0

0- 0

RPI 1-25

RPI 26-50

RPI 51-100 Team's RPI: 78

RPI 101+

RPI	S	Opponent	Score
9	H	Louisville	55 74

RPI	S	Opponent	Score
-----	---	----------	-------

RPI	S	Opponent	Score
67	N	UNI	61 60
100	A	Washington	73 69

RPI	S	Opponent	Score
138	A	Washington St.	71 95
139	N	Idaho	91 85
150	H	CSUN	74 63
203	H	Southern Utah	88 53
242	N	Saint Francis (PA)	78 64
265	H	Eastern Wash.	67 55

LAST 12 Division I GAMES:

100	A	Washington	73 69
203	H	Southern Utah	88 53
242	N	Saint Francis (PA)	78 64

265	H	Eastern Wash.	67 55
138	A	Washington St.	71 95
67	N	UNI	61 60
139	N	Idaho	91 85
9	H	Louisville	55 74
150	H	CSUN	74 63

Non-Div I Games: Southern Ore. 91 46 Northwest Chrst. 93 26

Boi se St.

Average RPI	Win:	222	WON-LOST	WINNING	LAST 10	STRENGTH OF	OPP. STRENGTH	TEAM	ADJ.	CONF.	ADJ CONF.
Average RPI	Loss:	80	RECORD	PCT. RANK	GAMES	SCHEDULE	OF SCHEDULE	RPI	RPI	RPI	RPI
DIV. I ONLY		10- 2		36	8-2	166	203	82	82	1	1
DIV. I NON-CONF.		10- 2		36	1- 0	166	203	82	82	1	1
-----											
TOTALS	RPI 1-25		RPI 26-50		W-L RECORDS	RPI 51-100		RPI 101-150		RPI 150+	
10- 2	0- 0		0- 1		OVERALL	0- 0		2- 1		8- 0	
6- 2	0- 0		0- 1		HOME	0- 0		0- 1		6- 0	
2- 0	0- 0		0- 0		AWAY	0- 0		2- 0		0- 0	
2- 0	0- 0		0- 0		NEUTRAL	0- 0		0- 0		2- 0	
10- 2	0- 0		0- 1		NON-CONFERENCE	0- 0		2- 1		8- 0	
6- 2	0- 0		0- 1		HOME	0- 0		0- 1		6- 0	
2- 0	0- 0		0- 0		AWAY	0- 0		2- 0		0- 0	
2- 0	0- 0		0- 0		NEUTRAL	0- 0		0- 0		2- 0	
0- 0	0- 0		0- 0		CONFERENCE	0- 0		0- 0		0- 0	
0- 0	0- 0		0- 0		HOME	0- 0		0- 0		0- 0	
0- 0	0- 0		0- 0		AWAY	0- 0		0- 0		0- 0	
0- 0	0- 0		0- 0		NEUTRAL	0- 0		0- 0		0- 0	

RPI	S	Opponent	Score	RPI	S	Opponent	Score	RPI	S	Opponent	Score	RPI	S	Opponent	Score
				28	H	Minnesota	69 77					116	A	Rhode Island	88 64
												121	A	Houston	64 57
												132	H	Providence	57 61
												180	H	Campbell	76 56
												198	H	Holy Cross	89 63
												205	H	Boston U.	78 51
												245	N	Rider	112 61
												284	H	Bryant	83 46
												285	H	Columbia	74 60
												290	H	Saint Peter's	89 57
												291	N	Loyola Maryland	73 47
LAST 12 Division I GAMES:															
				245	N	Rider	112 61					132	H	Providence	57 61
				180	H	Campbell	76 56					291	N	Loyola Maryland	73 47
				205	H	Boston U.	78 51					121	A	Houston	64 57
				28	H	Minnesota	69 77					198	H	Holy Cross	89 63
				284	H	Bryant	83 46					290	H	Saint Peter's	89 57
				285	H	Columbia	74 60					116	A	Rhode Island	88 64

Non-Div I Games:

Boston College

Average RPI	Win:	265	WON-LOST	WINNING	LAST 10	STRENGTH OF	OPP. STRENGTH	TEAM	ADJ.	CONF.	ADJ CONF.
Average RPI	Loss:	136	RECORD	PCT. RANK	GAMES	SCHEDULE	OF SCHEDULE	RPI	RPI	RPI	RPI
DIV. I ONLY		4- 6		210	4-6	156	240	205	205	26	26
DIV. I NON-CONF.		4- 6		210	0- 1	156	240	205	205	26	26
-----											
TOTALS	RPI 1-25		RPI 26-50		W-L RECORDS	RPI 51-100		RPI 101-150		RPI 150+	
4- 6	0- 0		0- 1		OVERALL	0- 2		0- 1		4- 2	
4- 0	0- 0		0- 0		HOME	0- 0		0- 0		4- 0	
0- 6	0- 0		0- 1		AWAY	0- 2		0- 1		0- 2	
0- 0	0- 0		0- 0		NEUTRAL	0- 0		0- 0		0- 0	
4- 6	0- 0		0- 1		NON-CONFERENCE	0- 2		0- 1		4- 2	
4- 0	0- 0		0- 0		HOME	0- 0		0- 0		4- 0	
0- 6	0- 0		0- 1		AWAY	0- 2		0- 1		0- 2	
0- 0	0- 0		0- 0		NEUTRAL	0- 0		0- 0		0- 0	
0- 0	0- 0		0- 0		CONFERENCE	0- 0		0- 0		0- 0	
0- 0	0- 0		0- 0		HOME	0- 0		0- 0		0- 0	
0- 0	0- 0		0- 0		AWAY	0- 0		0- 0		0- 0	
0- 0	0- 0		0- 0		NEUTRAL	0- 0		0- 0		0- 0	

RPI	S	Opponent	Score	RPI	S	Opponent	Score	RPI	S	Opponent	Score	RPI	S	Opponent	Score
				30	A	Northeastern	51 81	79	A	Marist	57 68	143	A	Harvard	47 67
								82	A	Boston College	51 78	216	H	Delaware	72 61
												239	A	Massachusetts	55 66
												241	A	Dartmouth	44 64
												253	H	Brown	72 51
												284	H	Bryant	67 65
												305	H	New Hampshire	60 39
-----															
Team's RPI: 205															
LAST 12 Division I GAMES:															
143	A	Harvard	47 67	284	H	Bryant	67 65	79	A	Marist	57 68	253	H	Brown	72 51
82	A	Boston College	51 78	30	A	Northeastern	51 81								
239	A	Massachusetts	55 66												
241	A	Dartmouth	44 64												
216	H	Delaware	72 61												
305	H	New Hampshire	60 39												

Non-Div I Games:

Boston U.

Average RPI Win:	297	WON-LOST	WINNING	LAST 10	STRENGTH OF	OPP. STRENGTH	TEAM	ADJ.	CONF.	ADJ CONF.
Average RPI Loss:	98	RECORD	PCT. RANK	GAMES	SCHEDULE	OF SCHEDULE	RPI	RPI	RPI	RPI
DIV. I ONLY	6- 4	120	6-4	206	277	153	153	10	10	
DIV. I NON-CONF.	6- 4	120	1- 0	206	277	153	153	10	10	
-----										
TOTALS	RPI 1-25	RPI 26-50	W-L RECORDS	RPI 51-100	RPI 101-150	RPI 150+				
6- 4	0- 0	0- 1	OVERALL	0- 2	0- 0	6- 1				
4- 0	0- 0	0- 0	HOME	0- 0	0- 0	4- 0				
2- 3	0- 0	0- 1	AWAY	0- 1	0- 0	2- 1				
0- 1	0- 0	0- 0	NEUTRAL	0- 1	0- 0	0- 0				
6- 4	0- 0	0- 1	NON-CONFERENCE	0- 2	0- 0	6- 1				
4- 0	0- 0	0- 0	HOME	0- 0	0- 0	4- 0				
2- 3	0- 0	0- 1	AWAY	0- 1	0- 0	2- 1				
0- 1	0- 0	0- 0	NEUTRAL	0- 1	0- 0	0- 0				
0- 0	0- 0	0- 0	CONFERENCE	0- 0	0- 0	0- 0				
0- 0	0- 0	0- 0	HOME	0- 0	0- 0	0- 0				
0- 0	0- 0	0- 0	AWAY	0- 0	0- 0	0- 0				
0- 0	0- 0	0- 0	NEUTRAL	0- 0	0- 0	0- 0				

RPI 1-25				RPI 26-50				RPI 51-100				RPI 101+				Team's RPI: 153	
RPI	S	Opponent	Score	RPI	S	Opponent	Score	RPI	S	Opponent	Score	RPI	S	Opponent	Score		
				33	A	Michigan St.	69 99					173	A	Coastal Caro.	80 81		
								89	A	Xavi er	49 65	240	H	Loyol a Chi cago	88 74		
								96	N	Mercer	63 76	299	H	Detroi t Mercy	79 73		
												302	H	Robert Morris	61 60		
												304	A	Val parai so	79 72		
												308	H	Marshal l	99 76		
												326	A	Cani si us	74 53		
LAST 12 Di vi si on I GAMES:																	
				326	A	Cani si us	74 53					304	A	Val parai so	79 72		
				89	A	Xavi er	49 65					299	H	Detroi t Mercy	79 73		
				96	N	Mercer	63 76					308	H	Marshal l	99 76		
				173	A	Coastal Caro.	80 81					33	A	Mi chi gan St.	69 99		
				240	H	Loyol a Chi cago	88 74										
				302	H	Robert Morris	61 60										

Non-Div I Games:

Bowling Green

Average RPI Win: 241

Average RPI Loss: 72

WON-LOST  
RECORDWINNING  
PCT. RANKLAST 10  
GAMESSTRENGTH OF  
SCHEDULEOPP. STRENGTH  
OF SCHEDULETEAM  
RPIADJ.  
RPICONF.  
RPIADJ CONF.  
RPIDIV. I ONLY  
DIV. I NON-CONF.8- 1  
8- 131  
319-1  
1- 0335  
33549  
49118  
118118  
11814  
1414  
14

TOTALS

RPI 1-25

RPI 26-50

W-L RECORDS

RPI 51-100

RPI 101-150

RPI 150+

8- 1

0- 0

0- 0

OVERALL

0- 1

0- 0

8- 0

4- 0

0- 0

0- 0

HOME

0- 0

0- 0

4- 0

3- 1

0- 0

0- 0

AWAY

0- 1

0- 0

3- 0

1- 0

0- 0

0- 0

NEUTRAL

0- 0

0- 0

1- 0

8- 1

0- 0

0- 0

NON-CONFERENCE

0- 1

0- 0

8- 0

4- 0

0- 0

0- 0

HOME

0- 0

0- 0

4- 0

3- 1

0- 0

0- 0

AWAY

0- 1

0- 0

3- 0

1- 0

0- 0

0- 0

NEUTRAL

0- 0

0- 0

1- 0

0- 0

0- 0

0- 0

CONFERENCE

0- 0

0- 0

0- 0

0- 0

0- 0

0- 0

HOME

0- 0

0- 0

0- 0

0- 0

0- 0

0- 0

AWAY

0- 0

0- 0

0- 0

0- 0

0- 0

0- 0

NEUTRAL

0- 0

0- 0

0- 0

RPI 1-25

RPI 26-50

RPI 51-100

RPI 101+

Team's RPI: 118

RPI S Opponent Score

RPI S Opponent Score

RPI S Opponent Score

RPI S Opponent Score

199 H Eastern Ill. 67 64

215 H Oakland 73 64

216 N Delaware 59 47

221 H Southeast Mo. St. 85 79

262 H Western Ill. 82 68

267 A Cleveland St. 67 65

269 A Fla. Atlantic 80 59

279 A Omaha 80 60

LAST 12 Division I GAMES:

262 H Western Ill. 82 68 269 A Fla. Atlantic 80 59

215 H Oakland 73 64 72 A Purdue 61 74

199 H Eastern Ill. 67 64 267 A Cleveland St. 67 65

216 N Delaware 59 47 279 A Omaha 80 60

221 H Southeast Mo. St. 85 79

Bradley

Bradley

Non-Div I Games:

Rockhurst

83 40

Bradley

Average RPI Win:	265	WON-LOST	WINNING	LAST 10	STRENGTH OF	OPP. STRENGTH	TEAM	ADJ.	CONF.	ADJ CONF.
Average RPI Loss:	155	RECORD	PCT. RANK	GAMES	SCHEDULE	OF SCHEDULE	RPI	RPI	RPI	RPI
DIV. I ONLY	5- 6	176	5-5	292	192	253	253	12	12	
DIV. I NON-CONF.	5- 6	176	0- 1	292	192	253	253	12	12	
-----										
TOTALS	RPI 1-25	RPI 26-50	W-L RECORDS	RPI 51-100	RPI 101-150	RPI 150+				
5- 6	0- 0	0- 2	OVERALL	0- 0	0- 1	5- 3				
3- 2	0- 0	0- 1	HOME	0- 0	0- 0	3- 1				
1- 4	0- 0	0- 1	AWAY	0- 0	0- 1	1- 2				
1- 0	0- 0	0- 0	NEUTRAL	0- 0	0- 0	1- 0				
5- 6	0- 0	0- 2	NON-CONFERENCE	0- 0	0- 1	5- 3				
3- 2	0- 0	0- 1	HOME	0- 0	0- 0	3- 1				
1- 4	0- 0	0- 1	AWAY	0- 0	0- 1	1- 2				
1- 0	0- 0	0- 0	NEUTRAL	0- 0	0- 0	1- 0				
0- 0	0- 0	0- 0	CONFERENCE	0- 0	0- 0	0- 0				
0- 0	0- 0	0- 0	HOME	0- 0	0- 0	0- 0				
0- 0	0- 0	0- 0	AWAY	0- 0	0- 0	0- 0				
0- 0	0- 0	0- 0	NEUTRAL	0- 0	0- 0	0- 0				

RPI 1-25				RPI 26-50				RPI 51-100				RPI 101+ Team's RPI: 253			
RPI	S	Opponent	Score	RPI	S	Opponent	Score	RPI	S	Opponent	Score	RPI	S	Opponent	Score
				38	A	Maine	96 102					116	A	Rhode Island	67 72
				46	H	Bucknell	78 91					198	A	Holy Cross	89 85
												205	A	Boston U.	51 72
												239	H	Massachusetts	61 90
												260	H	Central Conn. St.	68 63
												278	H	Fairfield	68 49
												284	A	Bryant	57 75
												284	N	Bryant	84 68
												305	H	New Hampshire	76 70
LAST 12 Division I GAMES:															
				116	A	Rhode Island	67 72	38	A	Maine	96 102				
				305	H	New Hampshire	76 70	284	N	Bryant	84 68				
				205	A	Boston U.	51 72	46	H	Bucknell	78 91				
				284	A	Bryant	57 75	239	H	Massachusetts	61 90				
				260	H	Central Conn. St.	68 63	278	H	Fairfield	68 49				
								198	A	Holy Cross	89 85				

Non-Div I Games: Johnson &amp; Wales (RI) 78 46

Brown

Average RPI Win: **263**  
 Average RPI Loss: **167**

WON-LOST  
RECORD

WINNING  
PCT. RANK

LAST 10  
GAMES

STRENGTH OF  
SCHEDULE

OPP. STRENGTH  
OF SCHEDULE

TEAM  
RPI

ADJ.  
RPI

CONF.  
RPI

ADJ CONF.  
RPI

DIV. I ONLY	2- 8	295	2-8	199	205	284	284	31	31
DIV. I NON-CONF.	2- 8	295	0- 1	199	205	284	284	31	31
-----									
TOTALS	RPI 1-25	RPI 26-50	W-L RECORDS	RPI 51-100	RPI 101-150	RPI 150+			
2- 8	0- 0	0- 1	OVERALL	0- 1	0- 2	2- 4			
1- 1	0- 0	0- 1	HOME	0- 0	0- 0	1- 0			
1- 5	0- 0	0- 0	AWAY	0- 1	0- 1	1- 3			
0- 2	0- 0	0- 0	NEUTRAL	0- 0	0- 1	0- 1			
2- 8	0- 0	0- 1	NON-CONFERENCE	0- 1	0- 2	2- 4			
1- 1	0- 0	0- 1	HOME	0- 0	0- 0	1- 0			
1- 5	0- 0	0- 0	AWAY	0- 1	0- 1	1- 3			
0- 2	0- 0	0- 0	NEUTRAL	0- 0	0- 1	0- 1			
0- 0	0- 0	0- 0	CONFERENCE	0- 0	0- 0	0- 0			
0- 0	0- 0	0- 0	HOME	0- 0	0- 0	0- 0			
0- 0	0- 0	0- 0	AWAY	0- 0	0- 0	0- 0			
0- 0	0- 0	0- 0	NEUTRAL	0- 0	0- 0	0- 0			

RPI 1-25				RPI 26-50				RPI 51-100				RPI 101+ Team's RPI: 284			
RPI	S	Opponent	Score	RPI	S	Opponent	Score	RPI	S	Opponent	Score	RPI	S	Opponent	Score
				38	H	Maine	57 <b>74</b>	82	A	Boston College	46 <b>83</b>	129	A	Hartford	57 <b>67</b>
												132	N	Providence	64 <b>72</b>
												195	A	West Virginia	48 <b>94</b>
												205	A	Boston U.	65 <b>67</b>
												253	H	Brown	75 57
												253	N	Brown	68 <b>84</b>
												273	A	UMass Lowell	58 57
												305	A	New Hampshire	74 <b>79</b>
LAST 12 Division I GAMES:															
				132	N	Providence	64 <b>72</b>	82	A	Boston College	46 <b>83</b>				
				129	A	Hartford	57 <b>67</b>	253	N	Brown	68 <b>84</b>				
				253	H	Brown	75 57	305	A	New Hampshire	74 <b>79</b>				
				273	A	UMass Lowell	58 57	205	A	Boston U.	65 <b>67</b>				
								195	A	West Virginia	48 <b>94</b>				
								38	H	Maine	57 <b>74</b>				

Non-Div I Games:

Bryant



Average RPI	Win: 211	WON-LOST	WINNING	LAST 10	STRENGTH OF	OPP. STRENGTH	TEAM	ADJ.	CONF.	ADJ CONF.
Average RPI	Loss: 83	RECORD	PCT. RANK	GAMES	SCHEDULE	OF SCHEDULE	RPI	RPI	RPI	RPI
DIV. I ONLY	9- 2	41	8-2	187	113	46	46	26	26	
DIV. I NON-CONF.	9- 2	41	1- 0	187	113	46	46	26	26	
TOTALS	RPI 1-25	RPI 26-50	W-L RECORDS	RPI 51-100	RPI 101-150	RPI 150+				
9- 2	0- 1	0- 0	OVERALL	1- 0	1- 0	7- 1				
4- 0	0- 0	0- 0	HOME	1- 0	1- 0	2- 0				
3- 2	0- 1	0- 0	AWAY	0- 0	0- 0	3- 1				
2- 0	0- 0	0- 0	NEUTRAL	0- 0	0- 0	2- 0				
9- 2	0- 1	0- 0	NON-CONFERENCE	1- 0	1- 0	7- 1				
4- 0	0- 0	0- 0	HOME	1- 0	1- 0	2- 0				
3- 2	0- 1	0- 0	AWAY	0- 0	0- 0	3- 1				
2- 0	0- 0	0- 0	NEUTRAL	0- 0	0- 0	2- 0				
0- 0	0- 0	0- 0	CONFERENCE	0- 0	0- 0	0- 0				
0- 0	0- 0	0- 0	HOME	0- 0	0- 0	0- 0				
0- 0	0- 0	0- 0	AWAY	0- 0	0- 0	0- 0				
0- 0	0- 0	0- 0	NEUTRAL	0- 0	0- 0	0- 0				

RPI 1-25	RPI 26-50	Team's RPI: 46	RPI 51-100	RPI 101+
RPI S Opponent Score	RPI S Opponent Score		RPI S Opponent Score	RPI S Opponent Score
6 A Syracuse 56 70			61 H Qui nni pi ac 75 58	109 H Youngstown St. 73 68
				159 A Drexel 42 64
				226 A Monmouth 70 32
				233 A St. Bonaventure 77 46
				239 N Massachusetts 77 58
				245 H Ri der 80 59
				253 A Brown 91 78
				256 H Iona 81 43
				278 N Fai rfi eld 77 54
LAST 12 Di vi si on I GAMES:				
109 H Youngstown St. 73 68	253 A Brown 91 78		278 N Fai rfi eld 77 54	
245 H Ri der 80 59	239 N Massachusetts 77 58		6 A Syracuse 56 70	
256 H Iona 81 43	159 A Drexel 42 64		61 H Qui nni pi ac 75 58	
233 A St. Bonaventure 77 46				
226 A Monmouth 70 32				

Non-Di v I Games:

Bucknell I

Average RPI	Win:	221	WON-LOST	WINNING	LAST 10	STRENGTH OF	OPP. STRENGTH	TEAM	ADJ.	CONF.	ADJ CONF.
Average RPI	Loss:	25	RECORD	PCT. RANK	GAMES	SCHEDULE	OF SCHEDULE	RPI	RPI	RPI	RPI
DIV. I ONLY		8- 3		69	7-3	187	59	64	64	10	10
DIV. I NON-CONF.		8- 3		69	1- 0	187	59	64	64	10	10
-----											
TOTALS	RPI 1-25		RPI 26-50		W-L RECORDS	RPI 51-100		RPI 101-150		RPI 150+	
8- 3	0- 2		1- 0		OVERALL	0- 1		1- 0		6- 0	
2- 1	0- 1		0- 0		HOME	0- 0		0- 0		2- 0	
4- 2	0- 1		0- 0		AWAY	0- 1		0- 0		4- 0	
2- 0	0- 0		1- 0		NEUTRAL	0- 0		1- 0		0- 0	
8- 3	0- 2		1- 0		NON-CONFERENCE	0- 1		1- 0		6- 0	
2- 1	0- 1		0- 0		HOME	0- 0		0- 0		2- 0	
4- 2	0- 1		0- 0		AWAY	0- 1		0- 0		4- 0	
2- 0	0- 0		1- 0		NEUTRAL	0- 0		1- 0		0- 0	
0- 0	0- 0		0- 0		CONFERENCE	0- 0		0- 0		0- 0	
0- 0	0- 0		0- 0		HOME	0- 0		0- 0		0- 0	
0- 0	0- 0		0- 0		AWAY	0- 0		0- 0		0- 0	
0- 0	0- 0		0- 0		NEUTRAL	0- 0		0- 0		0- 0	

RPI 1-25				RPI 26-50				RPI 51-100 Team's RPI: 64				RPI 101+			
RPI	S	Opponent	Score	RPI	S	Opponent	Score	RPI	S	Opponent	Score	RPI	S	Opponent	Score
3	A	Oregon	82 102	36	N	South Dakota St.	61 55	68	A	Dayton	59 72	140	N	Georgetown	73 64
4	H	Stanford	55 62									233	H	St. Bonaventure	90 43
												241	A	Dartmouth	75 69
												244	A	UMES	69 63
												260	A	Central Conn. St.	82 69
												288	H	Niagara	88 61
												326	A	Canisius	84 66
-----															
LAST 12 Division I GAMES:															
233	H	St. Bonaventure	90 43	260	A	Central Conn. St.	82 69	36	N	South Dakota St.	61 55	140	N	Georgetown	73 64
4	H	Stanford	55 62	36	N	South Dakota St.	61 55	3	A	Oregon	82 102	288	H	Niagara	88 61
241	A	Dartmouth	75 69	140	N	Georgetown	73 64	244	A	UMES	69 63				
68	A	Dayton	59 72												
326	A	Canisius	84 66												

Non-Div I Games:

Buffalo

Average RPI Win: 222

Average RPI Loss: 15

WON-LOST  
RECORDWINNING  
PCT. RANKLAST 10  
GAMESSTRENGTH OF  
SCHEDULEOPP. STRENGTH  
OF SCHEDULETEAM  
RPIADJ.  
RPICONF.  
RPIADJ CONF.  
RPIDIV. I ONLY  
DIV. I NON-CONF.10- 1  
10- 117  
179-1  
1- 0146  
146247  
24731  
3131  
313  
33  
3

TOTALS

RPI 1-25

RPI 26-50

W-L RECORDS

RPI 51-100

RPI 101-150

RPI 150+

10- 1

0- 1

0- 0

OVERALL

0- 0

1- 0

9- 0

7- 0

0- 0

0- 0

HOME

0- 0

0- 0

7- 0

1- 1

0- 1

0- 0

AWAY

0- 0

0- 0

1- 0

2- 0

0- 0

0- 0

NEUTRAL

0- 0

1- 0

1- 0

10- 1

0- 1

0- 0

NON-CONFERENCE

0- 0

1- 0

9- 0

7- 0

0- 0

0- 0

HOME

0- 0

0- 0

7- 0

1- 1

0- 1

0- 0

AWAY

0- 0

0- 0

1- 0

2- 0

0- 0

0- 0

NEUTRAL

0- 0

1- 0

1- 0

0- 0

0- 0

0- 0

CONFERENCE

0- 0

0- 0

0- 0

0- 0

0- 0

0- 0

HOME

0- 0

0- 0

0- 0

0- 0

0- 0

0- 0

AWAY

0- 0

0- 0

0- 0

0- 0

0- 0

0- 0

NEUTRAL

0- 0

0- 0

0- 0

RPI 1-25

RPI 26-50

Team's RPI: 31

RPI 51-100

RPI 101+

RPI	S	Opponent	Score
15	A	Indiana	46 66

RPI	S	Opponent	Score
-----	---	----------	-------

RPI	S	Opponent	Score
-----	---	----------	-------

RPI	S	Opponent	Score
105	N	Ohio St.	66 53
167	H	Indiana St.	72 49
199	H	Eastern Ill.	72 37
213	A	Akron	63 47
227	N	Eastern Mich.	73 63
247	H	Illinois St.	58 56
258	H	Ball St.	64 47
262	H	Western Ill.	92 51
271	H	Murray St.	86 65
273	H	UMass Lowell	89 36

LAST 12 Division I GAMES:

227	N	Eastern Mich.	73	63	247	H	Illinois St.	58	56
105	N	Ohio St.	66	53	273	H	UMass Lowell	89	36
167	H	Indiana St.	72	49	262	H	Western Ill.	92	51
213	A	Akron	63	47	271	H	Murray St.	86	65
15	A	Indiana	46	66	199	H	Eastern Ill.	72	37
258	H	Ball St.	64	47					

Butler

Butler

Non-Div I Games:

Butler

Loss, 
 Non-Conf, S Site, 
 H Home
A Away 
 N Neutral



Average RPI Win:	220	WON-LOST	WINNING	LAST 10	STRENGTH OF	OPP. STRENGTH	TEAM	ADJ.	CONF.	ADJ CONF.
Average RPI Loss:	78	RECORD	PCT. RANK	GAMES	SCHEDULE	OF SCHEDULE	RPI	RPI	RPI	RPI
DIV. I ONLY	6- 7	175	5-5	136	88	150	150	20	20	
DIV. I NON-CONF.	6- 7	175	0- 1	136	88	150	150	20	20	
-----										
TOTALS	RPI 1-25	RPI 26-50	W-L RECORDS	RPI 51-100	RPI 101-150	RPI 150+				
6- 7	0- 2	0- 1	OVERALL	0- 1	1- 3	5- 0				
4- 2	0- 0	0- 0	HOME	0- 0	1- 2	3- 0				
2- 5	0- 2	0- 1	AWAY	0- 1	0- 1	2- 0				
0- 0	0- 0	0- 0	NEUTRAL	0- 0	0- 0	0- 0				
6- 7	0- 2	0- 1	NON-CONFERENCE	0- 1	1- 3	5- 0				
4- 2	0- 0	0- 0	HOME	0- 0	1- 2	3- 0				
2- 5	0- 2	0- 1	AWAY	0- 1	0- 1	2- 0				
0- 0	0- 0	0- 0	NEUTRAL	0- 0	0- 0	0- 0				
0- 0	0- 0	0- 0	CONFERENCE	0- 0	0- 0	0- 0				
0- 0	0- 0	0- 0	HOME	0- 0	0- 0	0- 0				
0- 0	0- 0	0- 0	AWAY	0- 0	0- 0	0- 0				
0- 0	0- 0	0- 0	NEUTRAL	0- 0	0- 0	0- 0				

CSUN

CSUN

RPI 1-25				RPI 26-50				RPI 51-100				RPI 101+ Team's RPI: 150			
RPI	S	Opponent	Score	RPI	S	Opponent	Score	RPI	S	Opponent	Score	RPI	S	Opponent	Score
7	A	Cal i forn i a	42 67	39	A	Southern Cal i forn i a	42 58	78	A	Bo i se St.	63 74	124	H	Loyol a Marymount	53 72
13	A	Drake	63 73									138	H	Washi ngton St.	65 52
												139	A	I daho	73 88
												143	H	Harvard	55 75
												151	A	Santa Clara	53 38
												196	H	San Diego St.	77 74
												268	H	Cal i forn i a Bapt i st	73 67
												279	A	Omaha	64 52
												289	H	San Jose St.	76 40
LAST 12 Di v i s i o n I GAMES:															
124	H	Loyol a Marymount	53 72	143	H	Harvard	55 75	289	H	San Jose St.	76 40				
7	A	Cal i forn i a	42 67	39	A	Southern Cal i forn i a	42 58	196	H	San Diego St.	77 74				
151	A	Santa Clara	53 38	279	A	Omaha	64 52	78	A	Bo i se St.	63 74				
268	H	Cal i forn i a Bapt i st	73 67												
138	H	Washi ngton St.	65 52												
13	A	Drake	63 73												

Non-Di v I Games:

CSUN

C  
a  
l  
P  
o  
l  
y

Cal Poly		Through Games Of Dec. 23, 2018									
Average RPI	Win:	294	WON-LOST	WINNING	LAST 10	STRENGTH OF	OPP. STRENGTH	TEAM	ADJ.	CONF.	ADJ CONF.
Average RPI	Loss:	147	RECORD	PCT. RANK	GAMES	SCHEDULE	OF SCHEDULE	RPI	RPI	RPI	RPI
DIV. I ONLY		2- 7	286	3-7	287	155	310	310	20	20	
DIV. I NON-CONF.		2- 7	286	1- 0	287	155	310	310	20	20	
-----											
TOTALS	RPI 1-25		RPI 26-50		W-L RECORDS	RPI 51-100	RPI 101-150		RPI 150+		
2- 7	0- 0		0- 1		OVERALL	0- 2	0- 0		2- 4		
1- 3	0- 0		0- 1		HOME	0- 0	0- 0		1- 2		
1- 3	0- 0		0- 0		AWAY	0- 2	0- 0		1- 1		
0- 1	0- 0		0- 0		NEUTRAL	0- 0	0- 0		0- 1		
2- 7	0- 0		0- 1		NON-CONFERENCE	0- 2	0- 0		2- 4		
1- 3	0- 0		0- 1		HOME	0- 0	0- 0		1- 2		
1- 3	0- 0		0- 0		AWAY	0- 2	0- 0		1- 1		
0- 1	0- 0		0- 0		NEUTRAL	0- 0	0- 0		0- 1		
0- 0	0- 0		0- 0		CONFERENCE	0- 0	0- 0		0- 0		
0- 0	0- 0		0- 0		HOME	0- 0	0- 0		0- 0		
0- 0	0- 0		0- 0		AWAY	0- 0	0- 0		0- 0		
0- 0	0- 0		0- 0		NEUTRAL	0- 0	0- 0		0- 0		

RPI 1-25				RPI 26-50				RPI 51-100				RPI 101+ Team's RPI: 310			
RPI	S	Opponent	Score	RPI	S	Opponent	Score	RPI	S	Opponent	Score	RPI	S	Opponent	Score
				40	H	Saint Mary's (CA)	51 69	55	A	Oregon St.	54 79	163	H	Illinois	51 74
								99	A	Fresno St.	58 76	201	A	Sacramento St.	85 88
												202	H	Pepperdine	63 70
												265	H	Eastern Wash.	59 55
												270	N	San Francisco	62 65
												323	A	Seattle U	60 50
-----															
LAST 12 Division I GAMES:															
163	H	Illinois	51 74	323	A	Seattle U	60 50	40	H	Saint Mary's (CA)	51 69	265	H	Eastern Wash.	59 55
270	N	San Francisco	62 65									202	H	Pepperdine	63 70
99	A	Fresno St.	58 76												
201	A	Sacramento St.	85 88												
55	A	Oregon St.	54 79												

Non-Div I Games: Academy of Art 87 65

Cal Poly

C  
a  
l  
P  
o  
l  
y

Average RPI Win: 286

Average RPI Loss: 125

WON-LOST  
RECORDWINNING  
PCT. RANKLAST 10  
GAMESSTRENGTH OF  
SCHEDULEOPP. STRENGTH  
OF SCHEDULETEAM  
RPIADJ.  
RPICONF.  
RPIADJ CONF.  
RPIDIV. I ONLY  
DIV. I NON-CONF.6- 5  
6- 5146  
1466-4  
0- 1271  
271244  
244209  
209209  
20920  
2020  
20

TOTALS

RPI 1-25

RPI 26-50

W-L RECORDS

RPI 51-100

RPI 101-150

RPI 150+

6- 5

0- 0

0- 0

OVERALL

0- 3

0- 0

6- 2

2- 3

0- 0

0- 0

HOME

0- 1

0- 0

2- 2

4- 2

0- 0

0- 0

AWAY

0- 2

0- 0

4- 0

0- 0

0- 0

0- 0

NEUTRAL

0- 0

0- 0

0- 0

6- 5

0- 0

0- 0

NON-CONFERENCE

0- 3

0- 0

6- 2

2- 3

0- 0

0- 0

HOME

0- 1

0- 0

2- 2

4- 2

0- 0

0- 0

AWAY

0- 2

0- 0

4- 0

0- 0

0- 0

0- 0

NEUTRAL

0- 0

0- 0

0- 0

0- 0

0- 0

0- 0

CONFERENCE

0- 0

0- 0

0- 0

0- 0

0- 0

0- 0

HOME

0- 0

0- 0

0- 0

0- 0

0- 0

0- 0

AWAY

0- 0

0- 0

0- 0

0- 0

0- 0

0- 0

NEUTRAL

0- 0

0- 0

0- 0

RPI 1-25

RPI 26-50

RPI 51-100

RPI 101+

Team's RPI: 209

RPI S Opponent Score

RPI S Opponent Score

RPI S Opponent Score

RPI S Opponent Score

86 H Pacific 64 72

93 A Portland 74 83

100 A Washington 74 83

151 H Santa Clara 60 64

196 H San Diego St. 72 83

241 H Dartmouth 67 62

268 A California Baptist 79 65

285 A Columbia 61 58

290 A Saint Peter's 69 45

306 H CSU Bakersfield 64 56

323 A Seattle U 57 54

LAST 12 Division I GAMES:

86 H Pacific 64 72

196 H San Diego St. 72 83

268 A California Baptist 79 65

100 A Washington 74 83

323 A Seattle U 57 54

290 A Saint Peter's 69 45

285 A Columbia 61 58

306 H CSU Bakersfield 64 56

241 H Dartmouth 67 62

93 A Portland 74 83

151 H Santa Clara 60 64

Non-Div I Games: Antelope Valley 77 65

Cal St. Fullerton

Loss, Non-Conf, S Site, H Home A Away N Neutral

C  
a  
l  
i  
f  
o  
r  
n  
i  
a

C  
a  
l  
i  
f  
o  
r  
n  
i  
a

Cal i forni a



Average RPI Win:	239	WON-LOST	WINNING	LAST 10	STRENGTH OF	OPP. STRENGTH	TEAM	ADJ.	CONF.	ADJ CONF.
Average RPI Loss:	136	RECORD	PCT. RANK	GAMES	SCHEDULE	OF SCHEDULE	RPI	RPI	RPI	RPI

DIV. I ONLY	3- 6	240	5-5	293	101	268	268	30	30
DIV. I NON-CONF.	3- 6	240	1- 0	293	101	268	268	30	30
-----									
TOTALS	RPI 1-25	RPI 26-50	W-L RECORDS	RPI 51-100	RPI 101-150	RPI 150+			
3- 6	0- 0	0- 0	OVERALL	0- 2	0- 2	3- 2			
1- 2	0- 0	0- 0	HOME	0- 1	0- 0	1- 1			
2- 3	0- 0	0- 0	AWAY	0- 0	0- 2	2- 1			
0- 1	0- 0	0- 0	NEUTRAL	0- 1	0- 0	0- 0			
3- 6	0- 0	0- 0	NON-CONFERENCE	0- 2	0- 2	3- 2			
1- 2	0- 0	0- 0	HOME	0- 1	0- 0	1- 1			
2- 3	0- 0	0- 0	AWAY	0- 0	0- 2	2- 1			
0- 1	0- 0	0- 0	NEUTRAL	0- 1	0- 0	0- 0			
0- 0	0- 0	0- 0	CONFERENCE	0- 0	0- 0	0- 0			
0- 0	0- 0	0- 0	HOME	0- 0	0- 0	0- 0			
0- 0	0- 0	0- 0	AWAY	0- 0	0- 0	0- 0			
0- 0	0- 0	0- 0	NEUTRAL	0- 0	0- 0	0- 0			

RPI 1-25	RPI 26-50	RPI 51-100	RPI 101+ Team's RPI: 268
RPI S Opponent Score	RPI S Opponent Score	RPI S Opponent Score	RPI S Opponent Score
		56 N <b>BYU</b> 69 <b>76</b>	147 <b>A</b> <b>Northern Ari z.</b> 88 <b>91</b>
		59 <b>H</b> <b>Idaho St.</b> 57 <b>72</b>	150 <b>A</b> <b>CSUN</b> 67 <b>73</b>
			194 <b>H</b> <b>UC Ri versi de</b> 65 57
			196 <b>A</b> <b>San Diego St.</b> 67 <b>83</b>
			209 <b>H</b> <b>Cal St. Fullerton</b> 65 <b>79</b>
			243 <b>A</b> <b>Long Beach St.</b> 85 83
			281 <b>A</b> <b>UC Santa Barbara</b> 76 64
LAST 12 Division I GAMES:			
281 <b>A</b> <b>UC Santa Barbara</b> 76 64	196 <b>A</b> <b>San Diego St.</b> 67 <b>83</b>		
194 <b>H</b> <b>UC Ri versi de</b> 65 57	147 <b>A</b> <b>Northern Ari z.</b> 88 <b>91</b>		
150 <b>A</b> <b>CSUN</b> 67 <b>73</b>	209 <b>H</b> <b>Cal St. Fullerton</b> 65 <b>79</b>		
56 N <b>BYU</b> 69 <b>76</b>	243 <b>A</b> <b>Long Beach St.</b> 85 83		
	59 <b>H</b> <b>Idaho St.</b> 57 <b>72</b>		

Non-Div I Games: La Sierra 91 44 Notre Dame de Namur 80 47 Fresno Paci fic 93 71

Average RPI Win: 301  
Average RPI Loss: 106

WON-LOST  
RECORD

WINNING  
PCT. RANK

LAST 10  
GAMES

STRENGTH OF  
SCHEDULE

OPP. STRENGTH  
OF SCHEDULE

TEAM  
RPI

ADJ.  
RPI

CONF.  
RPI

ADJ CONF.  
RPI

DIV. I ONLY	6- 3	94	7-3	264	266	180	180	29	29
DIV. I NON-CONF.	6- 3	94	1- 0	264	266	180	180	29	29
<hr/>									
TOTALS	RPI 1-25	RPI 26-50	W-L RECORDS	RPI 51-100	RPI 101-150	RPI 150+			
6- 3	0- 0	0- 1	OVERALL	0- 1	0- 0	6- 1			
2- 2	0- 0	0- 1	HOME	0- 0	0- 0	2- 1			
3- 1	0- 0	0- 0	AWAY	0- 1	0- 0	3- 0			
1- 0	0- 0	0- 0	NEUTRAL	0- 0	0- 0	1- 0			
6- 3	0- 0	0- 1	NON-CONFERENCE	0- 1	0- 0	6- 1			
2- 2	0- 0	0- 1	HOME	0- 0	0- 0	2- 1			
3- 1	0- 0	0- 0	AWAY	0- 1	0- 0	3- 0			
1- 0	0- 0	0- 0	NEUTRAL	0- 0	0- 0	1- 0			
0- 0	0- 0	0- 0	CONFERENCE	0- 0	0- 0	0- 0			
0- 0	0- 0	0- 0	HOME	0- 0	0- 0	0- 0			
0- 0	0- 0	0- 0	AWAY	0- 0	0- 0	0- 0			
0- 0	0- 0	0- 0	NEUTRAL	0- 0	0- 0	0- 0			

RPI	S	Opponent	Score	RPI	S	Opponent	Score	RPI	S	Opponent	Score	RPI	S	Opponent	Score
26	H	Old Dominion	59 83	82	A	Boston College	56 76	210	H	Howard	64 69	274	H	UNC Greensboro	53 49
								279	N	Omaha	65 52	295	A	Western Caro.	63 37
								296	A	Norfolk St.	57 49	322	A	FIU	59 54
								338	H	Col. of Charleston	66 65				
LAST 12 Division I GAMES:															
82	A	Boston College	56 76	322	A	FIU	59 54								
210	H	Howard	64 69	295	A	Western Caro.	63 37								
274	H	UNC Greensboro	53 49	26	H	Old Dominion	59 83								
279	N	Omaha	65 52												
296	A	Norfolk St.	57 49												
338	H	Col. of Charleston	66 65												

Non-Div I Games: William Peace 65 36

Campbell

Average RPI Win:	315	WON-LOST	WINNING	LAST 10	STRENGTH OF	OPP. STRENGTH	TEAM	ADJ.	CONF.	ADJ CONF.
Average RPI Loss:	195	RECORD	PCT. RANK	GAMES	SCHEDULE	OF SCHEDULE	RPI	RPI	RPI	RPI
DIV. I ONLY	2- 9	298	2-8	252	305	326	326	28	28	
DIV. I NON-CONF.	2- 9	298	1- 0	252	305	326	326	28	28	
-----										
TOTALS	RPI 1-25	RPI 26-50	W-L RECORDS	RPI 51-100	RPI 101-150	RPI 150+				
2- 9	0- 0	0- 0	OVERALL	0- 1	0- 2	2- 6				
1- 5	0- 0	0- 0	HOME	0- 1	0- 2	1- 2				
1- 4	0- 0	0- 0	AWAY	0- 0	0- 0	1- 4				
0- 0	0- 0	0- 0	NEUTRAL	0- 0	0- 0	0- 0				
2- 9	0- 0	0- 0	NON-CONFERENCE	0- 1	0- 2	2- 6				
1- 5	0- 0	0- 0	HOME	0- 1	0- 2	1- 2				
1- 4	0- 0	0- 0	AWAY	0- 0	0- 0	1- 4				
0- 0	0- 0	0- 0	NEUTRAL	0- 0	0- 0	0- 0				
0- 0	0- 0	0- 0	CONFERENCE	0- 0	0- 0	0- 0				
0- 0	0- 0	0- 0	HOME	0- 0	0- 0	0- 0				
0- 0	0- 0	0- 0	AWAY	0- 0	0- 0	0- 0				
0- 0	0- 0	0- 0	NEUTRAL	0- 0	0- 0	0- 0				

RPI 1-25				RPI 26-50				RPI 51-100				RPI 101+				Team's RPI: 326	
RPI	S	Opponent	Score	RPI	S	Opponent	Score	RPI	S	Opponent	Score	RPI	S	Opponent	Score		
								64	H	Buffal o	66	84	109	H	Youngstown St.	36	62
													125	H	Mi ami (OH)	59	62
													153	H	Bowl ing Green	53	74
													213	A	Akron	53	62
													215	A	Oakl and	60	71
													233	A	St. Bonaventure	94	100
													312	H	Vermont	67	46
													315	A	Col gate	53	67
													318	A	Al bany (NY)	48	42
													327	H	UTRGV	53	57
LAST 12 Division I GAMES:																	
109	H	Youngstown St.	36	62	312	H	Vermont	67	46	213	A	Akron	53	62			
318	A	Al bany (NY)	48	42	153	H	Bowl ing Green	53	74	64	H	Buffal o	66	84			
215	A	Oakl and	60	71	125	H	Mi ami (OH)	59	62								
315	A	Col gate	53	67													
327	H	UTRGV	53	57													
233	A	St. Bonaventure	94	100													

Non-Div I Games:

Canisius

Average RPI Win:	351	WON-LOST	WINNING	LAST 10	STRENGTH OF	OPP. STRENGTH	TEAM	ADJ.	CONF.	ADJ CONF.
Average RPI Loss:	131	RECORD	PCT. RANK	GAMES	SCHEDULE	OF SCHEDULE	RPI	RPI	RPI	RPI
DIV. I ONLY	1- 5	311	5-5	176	268	272	272	23	23	
DIV. I NON-CONF.	1- 5	311	0- 1	176	268	272	272	23	23	
-----										
TOTALS	RPI 1-25	RPI 26-50	W-L RECORDS	RPI 51-100	RPI 101-150	RPI 150+				
1- 5	0- 0	0- 1	OVERALL	0- 1	0- 2	1- 1				
0- 1	0- 0	0- 0	HOME	0- 0	0- 1	0- 0				
1- 4	0- 0	0- 1	AWAY	0- 1	0- 1	1- 1				
0- 0	0- 0	0- 0	NEUTRAL	0- 0	0- 0	0- 0				
1- 5	0- 0	0- 1	NON-CONFERENCE	0- 1	0- 2	1- 1				
0- 1	0- 0	0- 0	HOME	0- 0	0- 1	0- 0				
1- 4	0- 0	0- 1	AWAY	0- 1	0- 1	1- 1				
0- 0	0- 0	0- 0	NEUTRAL	0- 0	0- 0	0- 0				
0- 0	0- 0	0- 0	CONFERENCE	0- 0	0- 0	0- 0				
0- 0	0- 0	0- 0	HOME	0- 0	0- 0	0- 0				
0- 0	0- 0	0- 0	AWAY	0- 0	0- 0	0- 0				
0- 0	0- 0	0- 0	NEUTRAL	0- 0	0- 0	0- 0				

RPI 1-25				RPI 26-50				RPI 51-100				RPI 101+				Team's RPI: 272
RPI	S	Opponent	Score	RPI	S	Opponent	Score	RPI	S	Opponent	Score	RPI	S	Opponent	Score	
				37	A	Texas A&M	27 84	69	A	Kansas St.	54 70	113	H	South Alabama	50 58	
												130	A	Oklahoma	52 65	
												307	A	Jackson St.	56 65	
												351	A	Alcorn	57 46	
-----																
LAST 12 Division I GAMES:																
				307	A	Jackson St.	56 65	69	A	Kansas St.	54 70					
								37	A	Texas A&M	27 84					
								130	A	Oklahoma	52 65					
								351	A	Alcorn	57 46					
								113	H	South Alabama	50 58					

Non-Div I Games: Central Baptist 55 34 Crowley's Ridge 91 33 Williams Baptist 70 35 Hendrix 72 40 Central Ark.

Average RPI Win: 319

WON-LOST

WINNING

LAST 10

STRENGTH OF

OPP. STRENGTH

TEAM

ADJ.

CONF.

ADJ CONF.

Average RPI Loss: 151

RECORD

PCT. RANK

GAMES

SCHEDULE

OF SCHEDULE

RPI

RPI

RPI

RPI

DIV. I ONLY  
DIV. I NON-CONF.

3- 6

240

3-6

253

241

260

260

31

31

3- 6

240

0- 1

253

241

260

260

31

31

TOTALS

RPI 1-25

RPI 26-50

W-L RECORDS

RPI 51-100

RPI 101-150

RPI 150+

3- 6

0- 0

0- 0

OVERALL

0- 2

0- 1

3- 3

1- 2

0- 0

0- 0

HOME

0- 1

0- 0

1- 1

2- 4

0- 0

0- 0

AWAY

0- 1

0- 1

2- 2

0- 0

0- 0

0- 0

NEUTRAL

0- 0

0- 0

0- 0

3- 6

0- 0

0- 0

NON-CONFERENCE

0- 2

0- 1

3- 3

1- 2

0- 0

0- 0

HOME

0- 1

0- 0

1- 1

2- 4

0- 0

0- 0

AWAY

0- 1

0- 1

2- 2

0- 0

0- 0

0- 0

NEUTRAL

0- 0

0- 0

0- 0

0- 0

0- 0

0- 0

CONFERENCE

0- 0

0- 0

0- 0

0- 0

0- 0

0- 0

HOME

0- 0

0- 0

0- 0

0- 0

0- 0

0- 0

AWAY

0- 0

0- 0

0- 0

0- 0

0- 0

0- 0

NEUTRAL

0- 0

0- 0

0- 0

RPI 1-25

RPI S Opponent Score

RPI 26-50

RPI S Opponent Score

RPI 51-100

RPI S Opponent Score

RPI 101+

Team's RPI: 260

RPI S Opponent Score

62 A Rutgers 44 73

64 H Buffalo 69 82

119 A Yale 46 58

169 H Lehigh 62 88

239 A Massachusetts 59 74

253 A Brown 63 68

305 H New Hampshire 56 47

318 A Albany (NY) 60 53

333 A Morgan St. 60 36

LAST 12 Division I GAMES:

119 A Yale 46 58 239 A Massachusetts 59 74

305 H New Hampshire 56 47 62 A Rutgers 44 73

318 A Albany (NY) 60 53 169 H Lehigh 62 88

64 H Buffalo 69 82 253 A Brown 63 68

333 A Morgan St. 60 36

Central Conn. St.

Central Conn. St.

Non-Div I Games:

Central Conn. St.

Loss, Non-Conf, S Site, H Home A Away N Neutral

Central Mich.				Through Games Of Dec. 23, 2018							
Average RPI	Win:	147	WON-LOST	WINNING	LAST 10	STRENGTH OF	OPP. STRENGTH	TEAM	ADJ.	CONF.	ADJ CONF.
Average RPI	Loss:	23	RECORD	PCT. RANK	GAMES	SCHEDULE	OF SCHEDULE	RPI	RPI	RPI	RPI
DIV. I ONLY		8- 2	50	8-2	209	2	60	60	10	10	
DIV. I NON-CONF.		8- 2	50	0- 1	209	2	60	60	10	10	
-----											
TOTALS		RPI 1-25	RPI 26-50		W-L RECORDS		RPI 51-100	RPI 101-150		RPI 150+	
8- 2		1- 1	0- 1		OVERALL		1- 0	1- 0		5- 0	
3- 2		1- 1	0- 1		HOME		0- 0	0- 0		2- 0	
4- 0		0- 0	0- 0		AWAY		1- 0	0- 0		3- 0	
1- 0		0- 0	0- 0		NEUTRAL		0- 0	1- 0		0- 0	
8- 2		1- 1	0- 1		NON-CONFERENCE		1- 0	1- 0		5- 0	
3- 2		1- 1	0- 1		HOME		0- 0	0- 0		2- 0	
4- 0		0- 0	0- 0		AWAY		1- 0	0- 0		3- 0	
1- 0		0- 0	0- 0		NEUTRAL		0- 0	1- 0		0- 0	
0- 0		0- 0	0- 0		CONFERENCE		0- 0	0- 0		0- 0	
0- 0		0- 0	0- 0		HOME		0- 0	0- 0		0- 0	
0- 0		0- 0	0- 0		AWAY		0- 0	0- 0		0- 0	
0- 0		0- 0	0- 0		NEUTRAL		0- 0	0- 0		0- 0	

RPI 1-25				RPI 26-50				RPI 51-100 Team's RPI: 60				RPI 101+			
RPI	S	Opponent	Score	RPI	S	Opponent	Score	RPI	S	Opponent	Score	RPI	S	Opponent	Score
9	H	Louisville	68 72	36	H	South Dakota St.	71 80	61	A	Quinnipiac	67 52	135	N	Chattanooga	73 50
22	H	UCF	75 68									158	A	Virginia	74 61
												161	H	Western Ky.	108 90
												171	A	Vanderbilt	66 57
												215	H	Oakland	104 61
												256	A	Iona	82 39
-----															
LAST 12 Division I GAMES:															
61	A	Quinnipiac	67 52	9	H	Louisville	68 72	171	A	Vanderbilt	66 57				
256	A	Iona	82 39					36	H	South Dakota St.	71 80				
135	N	Chattanooga	73 50					215	H	Oakland	104 61				
158	A	Virginia	74 61												
22	H	UCF	75 68												
161	H	Western Ky.	108 90												

Non-Div I Games:

Central Mich.

Average RPI	Win:	0	WON-LOST	WINNING	LAST 10	STRENGTH OF	OPP. STRENGTH	TEAM	ADJ.	CONF.	ADJ CONF.
Average RPI	Loss:	230	RECORD	PCT. RANK	GAMES	SCHEDULE	OF SCHEDULE	RPI	RPI	RPI	RPI
DIV. I ONLY		0- 7		334	3-7	315	319	349	349	29	29
DIV. I NON-CONF.		0- 7		334	0- 1	315	319	349	349	29	29
-----											
TOTALS	RPI 1-25		RPI 26-50		W-L RECORDS	RPI 51-100		RPI 101-150		RPI 150+	
0- 7	0- 0		0- 0		OVERALL	0- 1		0- 1		0- 5	
0- 3	0- 0		0- 0		HOME	0- 1		0- 0		0- 2	
0- 4	0- 0		0- 0		AWAY	0- 0		0- 1		0- 3	
0- 0	0- 0		0- 0		NEUTRAL	0- 0		0- 0		0- 0	
0- 7	0- 0		0- 0		NON-CONFERENCE	0- 1		0- 1		0- 5	
0- 3	0- 0		0- 0		HOME	0- 1		0- 0		0- 2	
0- 4	0- 0		0- 0		AWAY	0- 0		0- 1		0- 3	
0- 0	0- 0		0- 0		NEUTRAL	0- 0		0- 0		0- 0	
0- 0	0- 0		0- 0		CONFERENCE	0- 0		0- 0		0- 0	
0- 0	0- 0		0- 0		HOME	0- 0		0- 0		0- 0	
0- 0	0- 0		0- 0		AWAY	0- 0		0- 0		0- 0	
0- 0	0- 0		0- 0		NEUTRAL	0- 0		0- 0		0- 0	

RPI 1-25				RPI 26-50				RPI 51-100				RPI 101+ Team's RPI : 349					
RPI	S	Opponent	Score	RPI	S	Opponent	Score	RPI	S	Opponent	Score	RPI	S	Opponent	Score		
								88	H	Tennessee Tech	55	77	146	A	Georgia	75	83
													219	H	Davi dson	34	72
													238	H	Jacksonvi l l e	58	68
													286	A	North Florida	76	82
													293	A	South Carolina St.	58	67
													338	A	Col . of Charleston	52	79
LAST 12 Di v i s i o n I GAMES:																	
								88	H	Tennessee Tech	55	77	338	A	Col . of Charleston	52	79
								293	A	South Carolina St.	58	67	146	A	Georgia	75	83
								219	H	Davi dson	34	72	286	A	North Florida	76	82
													238	H	Jacksonvi l l e	58	68

Non-Div I Games: Converse 101 50 Col umbi a (SC) 89 57 Erski ne 74 50

Charleston So.

Average RPI Win:	189	WON-LOST	WINNING	LAST 10	STRENGTH OF	OPP. STRENGTH	TEAM	ADJ.	CONF.	ADJ CONF.
Average RPI Loss:	100	RECORD	PCT. RANK	GAMES	SCHEDULE	OF SCHEDULE	RPI	RPI	RPI	RPI
DIV. I ONLY	7- 3	81	7-3	49	232	52	52	16	16	
DIV. I NON-CONF.	7- 3	81	1- 0	49	232	52	52	16	16	
<hr/>										
TOTALS	RPI 1-25	RPI 26-50	W-L RECORDS	RPI 51-100	RPI 101-150	RPI 150+				
7- 3	0- 0	0- 0	OVERALL	1- 2	0- 1	6- 0				
5- 1	0- 0	0- 0	HOME	1- 1	0- 0	4- 0				
1- 2	0- 0	0- 0	AWAY	0- 1	0- 1	1- 0				
1- 0	0- 0	0- 0	NEUTRAL	0- 0	0- 0	1- 0				
7- 3	0- 0	0- 0	NON-CONFERENCE	1- 2	0- 1	6- 0				
5- 1	0- 0	0- 0	HOME	1- 1	0- 0	4- 0				
1- 2	0- 0	0- 0	AWAY	0- 1	0- 1	1- 0				
1- 0	0- 0	0- 0	NEUTRAL	0- 0	0- 0	1- 0				
0- 0	0- 0	0- 0	CONFERENCE	0- 0	0- 0	0- 0				
0- 0	0- 0	0- 0	HOME	0- 0	0- 0	0- 0				
0- 0	0- 0	0- 0	AWAY	0- 0	0- 0	0- 0				
0- 0	0- 0	0- 0	NEUTRAL	0- 0	0- 0	0- 0				

RPI 1-25				RPI 26-50				RPI 51-100				RPI 101+			
RPI	S	Opponent	Score	RPI	S	Opponent	Score	RPI	S	Opponent	Score	RPI	S	Opponent	Score
								58	H	Wake Forest	43 69	145	A	Fordham	64 71
								81	H	Wright St.	88 85	164	H	East Carolina	52 46
								96	A	Mercer	40 57	169	A	Lehigh	62 60
												177	H	UNC Asheville	70 53
												219	H	Davidson	78 66
												250	H	Wofford	85 63
												263	N	Liberty	63 61
<hr/>															
LAST 12 Division I GAMES:															
169	A	Lehigh	62 60	96	A	Mercer	40 57	58	H	Wake Forest	43 69	145	A	Fordham	64 71
219	H	Davidson	78 66	58	H	Wake Forest	43 69	164	H	East Carolina	52 46	263	N	Liberty	63 61
81	H	Wright St.	88 85	164	H	East Carolina	52 46	145	A	Fordham	64 71	250	H	Wofford	85 63
177	H	UNC Asheville	70 53	263	N	Liberty	63 61								

Non-Div I Games:

Charlotte





Average RPI Win:	0	WON-LOST	WINNING	LAST 10	STRENGTH OF	OPP. STRENGTH	TEAM	ADJ.	CONF.	ADJ CONF.
Average RPI Loss:	206	RECORD	PCT. RANK	GAMES	SCHEDULE	OF SCHEDULE	RPI	RPI	RPI	RPI
DIV. I ONLY	0- 11	334	0-10	132	349	331	331	30	30	
DIV. I NON-CONF.	0- 11	334	0- 1	132	349	331	331	30	30	
-----										
TOTALS	RPI 1-25	RPI 26-50	W-L RECORDS	RPI 51-100	RPI 101-150	RPI 150+				
0- 11	0- 0	0- 0	OVERALL	0- 1	0- 3	0- 7				
0- 4	0- 0	0- 0	HOME	0- 0	0- 1	0- 3				
0- 6	0- 0	0- 0	AWAY	0- 1	0- 2	0- 3				
0- 1	0- 0	0- 0	NEUTRAL	0- 0	0- 0	0- 1				
0- 11	0- 0	0- 0	NON-CONFERENCE	0- 1	0- 3	0- 7				
0- 4	0- 0	0- 0	HOME	0- 0	0- 1	0- 3				
0- 6	0- 0	0- 0	AWAY	0- 1	0- 2	0- 3				
0- 1	0- 0	0- 0	NEUTRAL	0- 0	0- 0	0- 1				
0- 0	0- 0	0- 0	CONFERENCE	0- 0	0- 0	0- 0				
0- 0	0- 0	0- 0	HOME	0- 0	0- 0	0- 0				
0- 0	0- 0	0- 0	AWAY	0- 0	0- 0	0- 0				
0- 0	0- 0	0- 0	NEUTRAL	0- 0	0- 0	0- 0				

RPI 1-25				RPI 26-50				RPI 51-100				RPI 101+ Team's RPI: 331					
RPI	S	Opponent	Score	RPI	S	Opponent	Score	RPI	S	Opponent	Score	RPI	S	Opponent	Score		
								89	A	Xavi er	57	91	101	A	Northwestern	35	97
												115	A	Northern Ill.	52	114	
												136	H	UAB	45	90	
												179	A	Wi sconsi n	38	85	
												206	A	Morehead St.	68	104	
												240	A	Loyol a Chi cago	40	76	
												255	H	SI UE	66	82	
												298	N	St. Franci s Brookl yn	73	110	
												304	H	Val parai so	70	76	
												348	H	Evansvi lle	58	67	
-----																	
LAST 12 Di vi si on I GAMES:																	
115	A	Northern Ill.	52	114	240	A	Loyol a Chi cago	40	76	136	H	UAB	45	90	206	A	Morehead St.
101	A	Northwestern	35	97	179	A	Wi sconsi n	38	85	298	N	St. Franci s Brookl yn	73	110	304	H	Val parai so
255	H	SI UE	66	82	348	H	Evansvi lle	58	67	89	A	Xavi er	57	91			

Non-Div I Games:

Chicago St.

Cincinnati

Cincinnati					Through Games Of Dec. 23, 2018						
Average RPI	Win:	214	WON-LOST	WINNING	LAST 10	STRENGTH OF	OPP. STRENGTH	TEAM	ADJ.	CONF.	ADJ CONF.
Average RPI	Loss:	127	RECORD	PCT. RANK	GAMES	SCHEDULE	OF SCHEDULE	RPI	RPI	RPI	RPI
DIV. I ONLY		8- 5		114	6-4	158	222	134	134	8	8
DIV. I NON-CONF.		8- 5		114	1- 0	158	222	134	134	8	8
-----											
TOTALS	RPI 1-25		RPI 26-50		W-L RECORDS	RPI 51-100		RPI 101-150		RPI 150+	
8- 5	0- 0		0- 1		OVERALL	1- 0		2- 3		5- 1	
7- 1	0- 0		0- 1		HOME	1- 0		2- 0		4- 0	
1- 4	0- 0		0- 0		AWAY	0- 0		0- 3		1- 1	
0- 0	0- 0		0- 0		NEUTRAL	0- 0		0- 0		0- 0	
8- 5	0- 0		0- 1		NON-CONFERENCE	1- 0		2- 3		5- 1	
7- 1	0- 0		0- 1		HOME	1- 0		2- 0		4- 0	
1- 4	0- 0		0- 0		AWAY	0- 0		0- 3		1- 1	
0- 0	0- 0		0- 0		NEUTRAL	0- 0		0- 0		0- 0	
0- 0	0- 0		0- 0		CONFERENCE	0- 0		0- 0		0- 0	
0- 0	0- 0		0- 0		HOME	0- 0		0- 0		0- 0	
0- 0	0- 0		0- 0		AWAY	0- 0		0- 0		0- 0	
0- 0	0- 0		0- 0		NEUTRAL	0- 0		0- 0		0- 0	

RPI 1-25				RPI 26-50				RPI 51-100				RPI 101+ Team's RPI: 134			
RPI	S	Opponent	Score	RPI	S	Opponent	Score	RPI	S	Opponent	Score	RPI	S	Opponent	Score
				26	H	Old Domini on	72 76	89	H	Xavier	79 61	105	A	Ohio St.	56 69
												119	H	Yale	66 52
												120	A	Pittsburgh	48 65
												125	A	Miami (OH)	65 78
												128	H	VCU	66 54
												210	H	Howard	85 51
												222	A	Saint Louis	51 50
												258	A	Ball St.	63 75
												280	H	ETSU	77 64
												317	H	Lipscomb	71 55
												346	H	Austin Peay	69 48
LAST 12 Division I GAMES:															
				210	H	Howard	85 51	317	H	Lipscomb	71 55				
				89	H	Xavier	79 61	119	H	Yale	66 52				
				128	H	VCU	66 54	222	A	Saint Louis	51 50				
				125	A	Miami (OH)	65 78	120	A	Pittsburgh	48 65				
				105	A	Ohio St.	56 69	26	H	Old Domini on	72 76				
				258	A	Ball St.	63 75	280	H	ETSU	77 64				

Non-Div I Games:

Cincinnati

Cincinnati

C  
l  
e  
m  
s  
o  
n

Clemson				Through Games Of Dec. 23, 2018							
Average RPI	Win:	187	WON-LOST	WINNING	LAST 10	STRENGTH OF	OPP. STRENGTH	TEAM	ADJ.	CONF.	ADJ CONF.
Average RPI	Loss:	102	RECORD	PCT. RANK	GAMES	SCHEDULE	OF SCHEDULE	RPI	RPI	RPI	RPI
DIV. I ONLY	9- 4	91	7-3	92	145	84	84	1	1		
DIV. I NON-CONF.	9- 4	91	1- 0	92	145	84	84	1	1		
-----											
TOTALS	RPI 1-25		RPI 26-50		W-L RECORDS	RPI 51-100		RPI 101-150		RPI 150+	
9- 4	0- 1		1- 0		OVERALL	0- 2		2- 0		6- 1	
8- 1	0- 0		1- 0		HOME	0- 0		1- 0		6- 1	
0- 2	0- 0		0- 0		AWAY	0- 2		0- 0		0- 0	
1- 1	0- 1		0- 0		NEUTRAL	0- 0		1- 0		0- 0	
9- 4	0- 1		1- 0		NON-CONFERENCE	0- 2		2- 0		6- 1	
8- 1	0- 0		1- 0		HOME	0- 0		1- 0		6- 1	
0- 2	0- 0		0- 0		AWAY	0- 2		0- 0		0- 0	
1- 1	0- 1		0- 0		NEUTRAL	0- 0		1- 0		0- 0	
0- 0	0- 0		0- 0		CONFERENCE	0- 0		0- 0		0- 0	
0- 0	0- 0		0- 0		HOME	0- 0		0- 0		0- 0	
0- 0	0- 0		0- 0		AWAY	0- 0		0- 0		0- 0	
0- 0	0- 0		0- 0		NEUTRAL	0- 0		0- 0		0- 0	
-----											
RPI 1-25				RPI 26-50				Team's RPI: 84		RPI 101+	
RPI S	Opponent	Score		RPI S	Opponent	Score		RPI S	Opponent	Score	
25 N	Tennessee	66	78	50 H	Bel mont	65	62	65 A	South Carolina	57	69
								98 A	Al abama	56	76
-----											
									116 H	Rhode Island	80 67
									130 N	Okl ahoma	74 62
									162 H	Appal achian St.	87 48
									163 H	I l l i n o i s	69 67
									188 H	Hi gh Poi nt	83 64
									219 H	Davi dson	80 90
									250 H	Wofford	85 77
									308 H	Marshall	68 54
									317 H	Li pscomb	68 26
-----											
LAST 12 Division I GAMES:											
130 N	Okl ahoma	74	62	50 H	Bel mont	65	62	163 H	I l l i n o i s	69	67
162 H	Appal achian St.	87	48	25 N	Tennessee	66	78	98 A	Al abama	56	76
308 H	Marshall	68	54	65 A	South Carolina	57	69				
219 H	Davi dson	80	90								
116 H	Rhode Island	80	67	317 H	Li pscomb	68	26				
188 H	Hi gh Poi nt	83	64								

C  
l  
e  
m  
s  
o  
n

Non-Div I Games:

Clemson

Cleveland and St.

Cleveland and St.					Through Games Of Dec. 23, 2018						
Average RPI	Win:	247	WON-LOST	WINNING	LAST 10	STRENGTH OF	OPP. STRENGTH	TEAM	ADJ.	CONF.	ADJ CONF.
Average RPI	Loss:	165	RECORD	PCT. RANK	GAMES	SCHEDULE	OF SCHEDULE	RPI	RPI	RPI	RPI
DIV. I ONLY		1- 8		320	2-8	31	347	267	267	15	15
DIV. I NON-CONF.		1- 8		320	0- 1	31	347	267	267	15	15
-----											
TOTALS		RPI 1-25		RPI 26-50		W-L RECORDS		RPI 51-100	RPI 101-150		RPI 150+
1- 8		0- 0		0- 0		OVERALL		0- 3	0- 1		1- 4
1- 2		0- 0		0- 0		HOME		0- 1	0- 1		1- 0
0- 5		0- 0		0- 0		AWAY		0- 1	0- 0		0- 4
0- 1		0- 0		0- 0		NEUTRAL		0- 1	0- 0		0- 0
1- 8		0- 0		0- 0		NON-CONFERENCE		0- 3	0- 1		1- 4
1- 2		0- 0		0- 0		HOME		0- 1	0- 1		1- 0
0- 5		0- 0		0- 0		AWAY		0- 1	0- 0		0- 4
0- 1		0- 0		0- 0		NEUTRAL		0- 1	0- 0		0- 0
0- 0		0- 0		0- 0		CONFERENCE		0- 0	0- 0		0- 0
0- 0		0- 0		0- 0		HOME		0- 0	0- 0		0- 0
0- 0		0- 0		0- 0		AWAY		0- 0	0- 0		0- 0
0- 0		0- 0		0- 0		NEUTRAL		0- 0	0- 0		0- 0

RPI 1-25				RPI 26-50				RPI 51-100				RPI 101+ Team's RPI: 267					
RPI	S	Opponent	Score	RPI	S	Opponent	Score	RPI	S	Opponent	Score	RPI	S	Opponent	Score		
								71	A	Ohio	54	72	118	H	Bradley	65	67
								73	N	Tulane	72	81	188	A	San Diego	82	83
								76	H	Toledo	60	65	227	A	Eastern Mich.	63	69
													247	H	Illinois St.	67	63
													258	A	Ball St.	62	67
													308	A	Marshall	64	86
LAST 12 Division I GAMES:																	
								118	H	Bradley	65	67	247	H	Illinois St.	67	63
								308	A	Marshall	64	86	258	A	Ball St.	62	67
								76	H	Toledo	60	65	227	A	Eastern Mich.	63	69
								71	A	Ohio	54	72					
								73	N	Tulane	72	81					
								188	A	San Diego	82	83					

Non-Div I Games:

Lake Erie7949Salem (WV)11381

Cleveland and St.

Cleveland and St.

Average RPI Win:	272	WON-LOST	WINNING	LAST 10	STRENGTH OF	OPP. STRENGTH	TEAM	ADJ.	CONF.	ADJ CONF.
Average RPI Loss:	103	RECORD	PCT. RANK	GAMES	SCHEDULE	OF SCHEDULE	RPI	RPI	RPI	RPI
DIV. I ONLY	5- 3	112	7-3	220	258	173	173	19	19	
DIV. I NON-CONF.	5- 3	112	0- 1	220	258	173	173	19	19	
-----										
TOTALS	RPI 1-25	RPI 26-50	W-L RECORDS	RPI 51-100	RPI 101-150	RPI 150+				
5- 3	0- 1	0- 0	OVERALL	0- 1	0- 0	5- 1				
4- 0	0- 0	0- 0	HOME	0- 0	0- 0	4- 0				
1- 1	0- 0	0- 0	AWAY	0- 0	0- 0	1- 1				
0- 2	0- 1	0- 0	NEUTRAL	0- 1	0- 0	0- 0				
5- 3	0- 1	0- 0	NON-CONFERENCE	0- 1	0- 0	5- 1				
4- 0	0- 0	0- 0	HOME	0- 0	0- 0	4- 0				
1- 1	0- 0	0- 0	AWAY	0- 0	0- 0	1- 1				
0- 2	0- 1	0- 0	NEUTRAL	0- 1	0- 0	0- 0				
0- 0	0- 0	0- 0	CONFERENCE	0- 0	0- 0	0- 0				
0- 0	0- 0	0- 0	HOME	0- 0	0- 0	0- 0				
0- 0	0- 0	0- 0	AWAY	0- 0	0- 0	0- 0				
0- 0	0- 0	0- 0	NEUTRAL	0- 0	0- 0	0- 0				

RPI 1-25				RPI 26-50				RPI 51-100				RPI 101+ Team's RPI: 173			
RPI	S	Opponent	Score	RPI	S	Opponent	Score	RPI	S	Opponent	Score	RPI	S	Opponent	Score
19	N	Auburn	78 84					97	N	Rice	52 56	153	H	Bowling Green	81 80
												194	A	UC Riverside	43 62
												282	H	Memphis	90 71
												293	H	South Carolina St.	57 44
												295	H	Western Caro.	77 59
												339	A	N.C. Central	89 66
LAST 12 Division I GAMES:															
282	H	Memphis	90 71	97	N	Rice	52 56								
153	H	Bowling Green	81 80	19	N	Auburn	78 84								
194	A	UC Riverside	43 62	339	A	N.C. Central	89 66								
293	H	South Carolina St.	57 44												
295	H	Western Caro.	77 59												

Non-Div I Games: N.C. Wesleyan 126 65 Meredith 128 39

Coastal Caro.

Average RPI Win:	320	WON-LOST	WINNING	LAST 10	STRENGTH OF	OPP. STRENGTH	TEAM	ADJ.	CONF.	ADJ CONF.
Average RPI Loss:	232	RECORD	PCT. RANK	GAMES	SCHEDULE	OF SCHEDULE	RPI	RPI	RPI	RPI
DIV. I ONLY	3- 6	240	4-6	332	339	338	338	13	13	
DIV. I NON-CONF.	3- 6	240	0- 1	332	339	338	338	13	13	
-----										
TOTALS	RPI 1-25	RPI 26-50	W-L RECORDS	RPI 51-100	RPI 101-150	RPI 150+				
3- 6	0- 0	0- 0	OVERALL	0- 0	0- 0	3- 6				
2- 3	0- 0	0- 0	HOME	0- 0	0- 0	2- 3				
1- 3	0- 0	0- 0	AWAY	0- 0	0- 0	1- 3				
0- 0	0- 0	0- 0	NEUTRAL	0- 0	0- 0	0- 0				
3- 6	0- 0	0- 0	NON-CONFERENCE	0- 0	0- 0	3- 6				
2- 3	0- 0	0- 0	HOME	0- 0	0- 0	2- 3				
1- 3	0- 0	0- 0	AWAY	0- 0	0- 0	1- 3				
0- 0	0- 0	0- 0	NEUTRAL	0- 0	0- 0	0- 0				
0- 0	0- 0	0- 0	CONFERENCE	0- 0	0- 0	0- 0				
0- 0	0- 0	0- 0	HOME	0- 0	0- 0	0- 0				
0- 0	0- 0	0- 0	AWAY	0- 0	0- 0	0- 0				
0- 0	0- 0	0- 0	NEUTRAL	0- 0	0- 0	0- 0				

RPI 1-25				RPI 26-50				RPI 51-100				RPI 101+				Team's RPI: 338
RPI	S	Opponent	Score	RPI	S	Opponent	Score	RPI	S	Opponent	Score	RPI	S	Opponent	Score	
												162	A	Appalachian St.	66	80
												180	A	Campbell	65	66
												229	H	Furman	67	70
												250	A	Wofford	58	78
												252	H	Winthrop	64	71
												293	H	South Carolina St.	75	51
												317	A	Lipscomb	65	63
												321	H	Presbyterian	65	71
												349	H	Charleston So.	79	52
LAST 12 Division I GAMES:																
321	H	Presbyterian	65	71	349	H	Charleston So.	79	52							
180	A	Campbell	65	66	317	A	Lipscomb	65	63							
293	H	South Carolina St.	75	51	162	A	Appalachian St.	66	80							
					252	H	Winthrop	64	71							
					229	H	Furman	67	70							
					250	A	Wofford	58	78							

Non-Div I Games: North Greenville 95 62

Col. of Charleston

C  
o  
l  
l  
e  
g  
e

Colgate				Through Games Of Dec. 23, 2018															
Average RPI Win: 307		WON-LOST RECORD		WINNING PCT. RANK		LAST 10 GAMES		STRENGTH OF SCHEDULE		OPP. STRENGTH OF SCHEDULE		TEAM RPI		ADJ. RPI		CONF. RPI		ADJ. CONF. RPI	
Average RPI Loss: 200																			
DIV. I ONLY		4- 5		191		4-5		342		253		315		315		26		26	
DIV. I NON-CONF.		4- 5		191		0- 1		342		253		315		315		26		26	
TOTALS		RPI 1-25		RPI 26-50		W-L RECORDS		RPI 51-100		RPI 101-150		RPI 150+							
4- 5		0- 0		0- 0		OVERALL		0- 1		0- 1		4- 3							
3- 1		0- 0		0- 0		HOME		0- 0		0- 0		3- 1							
1- 4		0- 0		0- 0		AWAY		0- 1		0- 1		1- 2							
0- 0		0- 0		0- 0		NEUTRAL		0- 0		0- 0		0- 0							
4- 5		0- 0		0- 0		NON-CONFERENCE		0- 1		0- 1		4- 3							
3- 1		0- 0		0- 0		HOME		0- 0		0- 0		3- 1							
1- 4		0- 0		0- 0		AWAY		0- 1		0- 1		1- 2							
0- 0		0- 0		0- 0		NEUTRAL		0- 0		0- 0		0- 0							
0- 0		0- 0		0- 0		CONFERENCE		0- 0		0- 0		0- 0							
0- 0		0- 0		0- 0		HOME		0- 0		0- 0		0- 0							
0- 0		0- 0		0- 0		AWAY		0- 0		0- 0		0- 0							
0- 0		0- 0		0- 0		NEUTRAL		0- 0		0- 0		0- 0							
RPI 1-25				RPI 26-50				RPI 51-100				RPI 101+				Team's RPI: 315			
RPI	S	Opponent	Score	RPI	S	Opponent	Score	RPI	S	Opponent	Score	RPI	S	Opponent	Score				
								68	A	Dayton	58	67		119	A	Yale	61	80	
														191	A	George Mason	61	64	
														273	A	UMass Lowell	61	52	
														285	H	Columbia	84	71	
														294	A	Siena	53	55	
														326	H	Canisius	67	53	
														329	H	NJIT	53	71	
														344	H	Fairleigh Dickinson	71	52	
LAST 12 Division I GAMES:																			
329	H	NJIT	53	71	285	H	Columbia	84	71	326	H	Canisius	67	53	191	A	George Mason	61	64
273	A	UMass Lowell	61	52	68	A	Dayton	58	67	119	A	Yale	61	80					
344	H	Fairleigh Dickinson	71	52															
294	A	Siena	53	55															

C  
o  
l  
l  
e  
g  
e

Non-Di v I Games:

Colgate



Average RPI Win:	168	WON-LOST	WINNING	LAST 10	STRENGTH OF	OPP. STRENGTH	TEAM	ADJ.	CONF.	ADJ CONF.
Average RPI Loss:	20	RECORD	PCT. RANK	GAMES	SCHEDULE	OF SCHEDULE	RPI	RPI	RPI	RPI
DIV. I ONLY	10- 1	17	9-1	246	31	44	44	2	2	
DIV. I NON-CONF.	10- 1	17	1- 0	246	31	44	44	2	2	
-----										
TOTALS	RPI 1-25	RPI 26-50	W-L RECORDS	RPI 51-100	RPI 101-150	RPI 150+				
10- 1	0- 1	1- 0	OVERALL	1- 0	2- 0	6- 0				
8- 0	0- 0	1- 0	HOME	1- 0	1- 0	5- 0				
1- 1	0- 1	0- 0	AWAY	0- 0	0- 0	1- 0				
1- 0	0- 0	0- 0	NEUTRAL	0- 0	1- 0	0- 0				
10- 1	0- 1	1- 0	NON-CONFERENCE	1- 0	2- 0	6- 0				
8- 0	0- 0	1- 0	HOME	1- 0	1- 0	5- 0				
1- 1	0- 1	0- 0	AWAY	0- 0	0- 0	1- 0				
1- 0	0- 0	0- 0	NEUTRAL	0- 0	1- 0	0- 0				
0- 0	0- 0	0- 0	CONFERENCE	0- 0	0- 0	0- 0				
0- 0	0- 0	0- 0	HOME	0- 0	0- 0	0- 0				
0- 0	0- 0	0- 0	AWAY	0- 0	0- 0	0- 0				
0- 0	0- 0	0- 0	NEUTRAL	0- 0	0- 0	0- 0				

RPI 1-25				RPI 26-50				Team's RPI: 44				RPI 51-100				RPI 101+			
RPI	S	Opponent	Score	RPI	S	Opponent	Score	RPI	S	Opponent	Score	RPI	S	Opponent	Score	RPI	S	Opponent	Score
20	A	Mi ami (FL)	58 73	41	H	North Carolina	86 74	80	H	Northern Colo.	77 69	123	H	Colorado St.	59 40	131	N	Utah St.	78 68
												174	H	Prai rie Vi ew	79 38	193	H	Samford	81 39
												202	H	Pepperdi ne	80 65	212	A	Nevada	65 52
												230	H	Navy	59 43	289	H	San Jose St.	76 64
LAST 12 Di vi si on I GAMES:																			
174	H	Prai rie Vi ew	79 38	193	H	Samford	81 39	212	A	Nevada	65 52	41	H	North Carolina	86 74	123	H	Colorado St.	59 40
230	H	Navy	59 43	212	A	Nevada	65 52	41	H	North Carolina	86 74	80	H	Northern Colo.	77 69				
289	H	San Jose St.	76 64	41	H	North Carolina	86 74												
20	A	Mi ami (FL)	58 73	123	H	Colorado St.	59 40												
202	H	Pepperdi ne	80 65	80	H	Northern Colo.	77 69												
131	N	Utah St.	78 68																

Non-Div I Games:

Colorado

Average RPI Win:

206

Average RPI Loss:

44

WON-LOST  
RECORD

4- 5

4- 5

WINNING  
PCT. RANK

191

191

LAST 10  
GAMES

5-5

1- 0

STRENGTH OF  
SCHEDULE

25

25

OPP. STRENGTH  
OF SCHEDULE

178

178

TEAM  
RPI

123

123

ADJ.  
RPI

123

123

CONF.  
RPI

9

9

ADJ CONF.  
RPI

9

9

DIV. I ONLY  
DIV. I NON-CONF.

TOTALS

RPI 1-25

RPI 26-50

W-L RECORDS

RPI 51-100

RPI 101-150

RPI 150+

4- 5

0- 2

0- 1

OVERALL

0- 2

1- 0

3- 0

4- 2

0- 1

0- 0

HOME

0- 1

1- 0

3- 0

0- 3

0- 1

0- 1

AWAY

0- 1

0- 0

0- 0

0- 0

0- 0

0- 0

NEUTRAL

0- 0

0- 0

0- 0

4- 5

0- 2

0- 1

NON-CONFERENCE

0- 2

1- 0

3- 0

4- 2

0- 1

0- 0

HOME

0- 1

1- 0

3- 0

0- 3

0- 1

0- 1

AWAY

0- 1

0- 0

0- 0

0- 0

0- 0

0- 0

NEUTRAL

0- 0

0- 0

0- 0

0- 0

0- 0

0- 0

CONFERENCE

0- 0

0- 0

0- 0

0- 0

0- 0

0- 0

HOME

0- 0

0- 0

0- 0

0- 0

0- 0

0- 0

AWAY

0- 0

0- 0

0- 0

0- 0

0- 0

0- 0

NEUTRAL

0- 0

0- 0

0- 0

RPI 1-25

RPI 26-50

RPI 51-100

RPI 101+

Team's RPI: 123

RPI	S	Opponent	Score
16	A	Gonzaga	39 50
24	H	Arizona St.	39 70

RPI	S	Opponent	Score
44	A	Colorado	40 59

RPI	S	Opponent	Score
56	A	BYU	42 51
80	H	Northern Colo.	47 53

RPI	S	Opponent	Score
147	H	Northern Ari z.	65 54
185	H	Denver	84 79
204	H	Cornell I	56 53
286	H	North Florida	61 59

LAST 12 Division I GAMES:

24	H	Arizona St.	39 70	185	H	Denver	84 79
147	H	Northern Ari z.	65 54	56	A	BYU	42 51
286	H	North Florida	61 59	44	A	Colorado	40 59
16	A	Gonzaga	39 50				
204	H	Cornell I	56 53				
80	H	Northern Colo.	47 53				

Non-Div I Games:

Eastern N.M.

72 46

Colorado St.

Col umbi a					Through Games Of Dec. 23, 2018																	
Average RPI Win:		274	WON-LOST		WINNING		LAST 10		STRENGTH OF		OPP. STRENGTH		TEAM		ADJ.		CONF.		ADJ CONF.			
Average RPI Loss:		186	RECORD		PCT. RANK		GAMES		SCHEDULE		OF SCHEDULE		RPI		RPI		RPI		RPI			
DIV. I ONLY			2- 8		295		2-8		175		290		285		285		12		12			
DIV. I NON-CONF.			2- 8		295		0- 1		175		290		285		285		12		12			
-----																						
TOTALS		RPI 1-25		RPI 26-50		W-L RECORDS		RPI 51-100		RPI 101-150		RPI 150+										
2- 8		0- 0		0- 0		OVERALL		0- 1		0- 2		2- 5										
1- 2		0- 0		0- 0		HOME		0- 0		0- 1		1- 1										
1- 6		0- 0		0- 0		AWAY		0- 1		0- 1		1- 4										
0- 0		0- 0		0- 0		NEUTRAL		0- 0		0- 0		0- 0										
2- 8		0- 0		0- 0		NON-CONFERENCE		0- 1		0- 2		2- 5										
1- 2		0- 0		0- 0		HOME		0- 0		0- 1		1- 1										
1- 6		0- 0		0- 0		AWAY		0- 1		0- 1		1- 4										
0- 0		0- 0		0- 0		NEUTRAL		0- 0		0- 0		0- 0										
0- 0		0- 0		0- 0		CONFERENCE		0- 0		0- 0		0- 0										
0- 0		0- 0		0- 0		HOME		0- 0		0- 0		0- 0										
0- 0		0- 0		0- 0		AWAY		0- 0		0- 0		0- 0										
0- 0		0- 0		0- 0		NEUTRAL		0- 0		0- 0		0- 0										
-----																						
RPI 1-25					RPI 26-50					RPI 51-100					RPI 101+						Team's RPI: 285	
RPI	S	Opponent		Score	RPI	S	Opponent		Score	RPI	S	Opponent		Score	RPI	S	Opponent		Score			
										82	A	Boston College		60	74	121	H	Houston		72	83	
															145	A	Fordham		49	68		
															163	A	Illinois		69	76		
															178	A	Milwaukee		65	78		
															209	H	Cal St. Fullerton		58	61		
															228	A	Hofstra		65	63		
															275	A	Saint Joseph's		61	68		
															315	A	Colgate		71	84		
															320	H	Army West Point		70	49		
-----																						
Team's RPI: 285																						
-----																						
LAST 12 Division I GAMES:																						
121	H	Houston		72	83	145	A	Fordham		49	68											
163	A	Illinois		69	76	209	H	Cal St. Fullerton		58	61											
178	A	Milwaukee		65	78	82	A	Boston College		60	74											
320	H	Army West Point		70	49	275	A	Saint Joseph's		61	68											
228	A	Hofstra		65	63	315	A	Colgate		71	84											

Non-Div I Games:

Col umbi a

Average RPI Win: 0		WON-LOST	WINNING	LAST 10	STRENGTH OF		OPP. STRENGTH	TEAM	ADJ.	CONF.	ADJ CONF.
Loss: 149		RECORD	PCT. RANK	GAMES	SCHEDULE		OF SCHEDULE	RPI	RPI	RPI	RPI
DIV. I ONLY		0- 11	334	0-10	11		337	246	246	32	32
DIV. I NON-CONF.		0- 11	334	0- 1	11		337	246	246	32	32
-----											
TOTALS		RPI 1-25	RPI 26-50		W-L RECORDS		RPI 51-100	RPI 101-150		RPI 150+	
0- 11		0- 1	0- 2		OVERALL		0- 1	0- 2		0- 5	
0- 1		0- 0	0- 0		HOME		0- 0	0- 0		0- 1	
0- 9		0- 1	0- 2		AWAY		0- 1	0- 1		0- 4	
0- 1		0- 0	0- 0		NEUTRAL		0- 0	0- 1		0- 0	
0- 11		0- 1	0- 2		NON-CONFERENCE		0- 1	0- 2		0- 5	
0- 1		0- 0	0- 0		HOME		0- 0	0- 0		0- 1	
0- 9		0- 1	0- 2		AWAY		0- 1	0- 1		0- 4	
0- 1		0- 0	0- 0		NEUTRAL		0- 0	0- 1		0- 0	
0- 0		0- 0	0- 0		CONFERENCE		0- 0	0- 0		0- 0	
0- 0		0- 0	0- 0		HOME		0- 0	0- 0		0- 0	
0- 0		0- 0	0- 0		AWAY		0- 0	0- 0		0- 0	
0- 0		0- 0	0- 0		NEUTRAL		0- 0	0- 0		0- 0	

RPI 1-25				RPI 26-50				RPI 51-100				RPI 101+				Team's RPI: 246
RPI	S	Opponent	Score	RPI	S	Opponent	Score	RPI	S	Opponent	Score	RPI	S	Opponent	Score	
12	A	Mississippi St.	38 110	28	A	Minnesota	52 84	71	A	Ohio	62 87	117	A	FGCU	61 93	
				43	A	Maryland	36 93					136	N	UAB	61 86	
												158	A	Virginia	41 55	
												195	A	West Virginia	37 78	
												283	H	UMBC	52 57	
												288	A	Niagara	69 71	
												308	A	Marshall	67 88	
-----																
LAST 12 Division I GAMES:																
136	N	UAB	61 86	117	A	FGCU	61 93	288	A	Niagara	69 71					
12	A	Mississippi St.	38 110	28	A	Minnesota	52 84									
283	H	UMBC	52 57	71	A	Ohio	62 87									
43	A	Maryland	36 93	158	A	Virginia	41 55									
195	A	West Virginia	37 78	308	A	Marshall	67 88									

Non-Div I Games:

Coppin St.

Average RPI Win: 317  
Average RPI Loss: 135

WON-LOST  
RECORD

WINNING  
PCT. RANK

LAST 10  
GAMES

STRENGTH OF  
SCHEDULE

OPP. STRENGTH  
OF SCHEDULE

TEAM  
RPI

ADJ.  
RPI

CONF.  
RPI

ADJ CONF.  
RPI

DIV. I ONLY	4- 5	191	4-5	226	281	204	204	12	12
DIV. I NON-CONF.	4- 5	191	1- 0	226	281	204	204	12	12
<hr/>									
TOTALS	RPI 1-25	RPI 26-50	W-L RECORDS	RPI 51-100	RPI 101-150	RPI 150+			
4- 5	0- 0	0- 1	OVERALL	0- 0	0- 2	4- 2			
3- 0	0- 0	0- 0	HOME	0- 0	0- 0	3- 0			
1- 5	0- 0	0- 1	AWAY	0- 0	0- 2	1- 2			
0- 0	0- 0	0- 0	NEUTRAL	0- 0	0- 0	0- 0			
4- 5	0- 0	0- 1	NON-CONFERENCE	0- 0	0- 2	4- 2			
3- 0	0- 0	0- 0	HOME	0- 0	0- 0	3- 0			
1- 5	0- 0	0- 1	AWAY	0- 0	0- 2	1- 2			
0- 0	0- 0	0- 0	NEUTRAL	0- 0	0- 0	0- 0			
0- 0	0- 0	0- 0	CONFERENCE	0- 0	0- 0	0- 0			
0- 0	0- 0	0- 0	HOME	0- 0	0- 0	0- 0			
0- 0	0- 0	0- 0	AWAY	0- 0	0- 0	0- 0			
0- 0	0- 0	0- 0	NEUTRAL	0- 0	0- 0	0- 0			

RPI 1-25				RPI 26-50				RPI 51-100				RPI 101+ Team's RPI: 204			
RPI	S	Opponent	Score	RPI	S	Opponent	Score	RPI	S	Opponent	Score	RPI	S	Opponent	Score
				28	A	Minnesota	45 65					108	A	Stony Brook	61 63
												123	A	Colorado St.	53 56
												169	A	Lehigh	54 67
												249	A	Binghamton	61 72
												273	H	UMass Lowell	63 54
												318	H	Albany (NY)	48 34
												334	A	Lafayette	62 59
												343	H	Delaware St.	94 59
LAST 12 Division I GAMES:															
				334	A	Lafayette	62 59	108	A	Stony Brook	61 63				
				343	H	Delaware St.	94 59	169	A	Lehigh	54 67				
				249	A	Binghamton	61 72	123	A	Colorado St.	53 56				
								28	A	Minnesota	45 65				
								273	H	UMass Lowell	63 54				
								318	H	Albany (NY)	48 34				

Non-Div I Games:

Cornell

Creighton				Through Games Of Dec. 23, 2018						
Average RPI	Win: 212	WON-LOST	WINNING	LAST 10	STRENGTH OF SCHEDULE	OPP. STRENGTH OF SCHEDULE	TEAM RPI	ADJ. RPI	CONF. RPI	ADJ CONF. RPI
Average RPI	Loss: 30	RECORD	PCT. RANK	GAMES						
DIV. I ONLY		6- 5	146	6-4	78	77	102	102	3	3
DIV. I NON-CONF.		6- 5	146	1- 0	78	77	102	102	3	3
-----										
TOTALS		RPI 1-25	RPI 26-50	W-L RECORDS	RPI 51-100	RPI 101-150	RPI 150+			
6- 5	0- 3		0- 1	OVERALL	0- 1	2- 0	4- 0			
2- 3	0- 3		0- 0	HOME	0- 0	1- 0	1- 0			
2- 2	0- 0		0- 1	AWAY	0- 1	0- 0	2- 0			
2- 0	0- 0		0- 0	NEUTRAL	0- 0	1- 0	1- 0			
6- 5	0- 3		0- 1	NON-CONFERENCE	0- 1	2- 0	4- 0			
2- 3	0- 3		0- 0	HOME	0- 0	1- 0	1- 0			
2- 2	0- 0		0- 1	AWAY	0- 1	0- 0	2- 0			
2- 0	0- 0		0- 0	NEUTRAL	0- 0	1- 0	1- 0			
0- 0	0- 0		0- 0	CONFERENCE	0- 0	0- 0	0- 0			
0- 0	0- 0		0- 0	HOME	0- 0	0- 0	0- 0			
0- 0	0- 0		0- 0	AWAY	0- 0	0- 0	0- 0			
0- 0	0- 0		0- 0	NEUTRAL	0- 0	0- 0	0- 0			

RPI 1-25				RPI 26-50				RPI 51-100				RPI 101+ Team's RPI: 102			
RPI	S	Opponent	Score	RPI	S	Opponent	Score	RPI	S	Opponent	Score	RPI	S	Opponent	Score
13	H	Drake	69 85	36	A	South Dakota St.	48 74	67	A	UNI	55 65	111	H	Nebraska	74 65
14	H	South Dakota	65 77									149	N	South Fla.	83 76
21	H	Florida St.	52 71									171	N	Vanderbilt	75 55
												236	A	Wichita St.	83 71
												279	H	Omaha	66 51
												325	A	North Dakota St.	86 51
-----															
LAST 12 Division I GAMES:															
171	N	Vanderbilt	75 55	111	H	Nebraska	74 65	13	H	Drake	69 85				
149	N	South Fla.	83 76					67	A	UNI	55 65				
21	H	Florida St.	52 71	36	A	South Dakota St.	48 74	325	A	North Dakota St.	86 51				
236	A	Wichita St.	83 71	14	H	South Dakota	65 77								
279	H	Omaha	66 51												

Non-Div I Games:

Average RPI	Win:	277	WON-LOST	WINNING	LAST 10	STRENGTH OF	OPP. STRENGTH	TEAM	ADJ.	CONF.	ADJ CONF.
Average RPI	Loss:	159	RECORD	PCT. RANK	GAMES	SCHEDULE	OF SCHEDULE	RPI	RPI	RPI	RPI
DIV. I ONLY		6- 5		146	5-5	309	207	241	241	12	12
DIV. I NON-CONF.		6- 5		146	0- 1	309	207	241	241	12	12
-----											
TOTALS	RPI 1-25		RPI 26-50		W-L RECORDS	RPI 51-100		RPI 101-150		RPI 150+	
6- 5	0- 0		0- 0		OVERALL	0- 2		0- 0		6- 3	
4- 1	0- 0		0- 0		HOME	0- 1		0- 0		4- 0	
2- 2	0- 0		0- 0		AWAY	0- 0		0- 0		2- 2	
0- 2	0- 0		0- 0		NEUTRAL	0- 1		0- 0		0- 1	
6- 5	0- 0		0- 0		NON-CONFERENCE	0- 2		0- 0		6- 3	
4- 1	0- 0		0- 0		HOME	0- 1		0- 0		4- 0	
2- 2	0- 0		0- 0		AWAY	0- 0		0- 0		2- 2	
0- 2	0- 0		0- 0		NEUTRAL	0- 1		0- 0		0- 1	
0- 0	0- 0		0- 0		CONFERENCE	0- 0		0- 0		0- 0	
0- 0	0- 0		0- 0		HOME	0- 0		0- 0		0- 0	
0- 0	0- 0		0- 0		AWAY	0- 0		0- 0		0- 0	
0- 0	0- 0		0- 0		NEUTRAL	0- 0		0- 0		0- 0	

RPI 1-25				RPI 26-50				RPI 51-100				RPI 101+ Team's RPI: 241			
RPI	S	Opponent	Score	RPI	S	Opponent	Score	RPI	S	Opponent	Score	RPI	S	Opponent	Score
								51	N	Middle Tenn.	58 70	188	A	San Diego	76 78
								64	H	Buffalo	69 75	205	H	Boston U.	64 44
												209	A	Cal St. Fullerton	62 67
												273	H	UMass Lowell	70 54
												278	H	Fairfield	59 46
												281	N	UC Santa Barbara	56 62
												291	H	Loyola Maryland	54 41
												305	A	New Hampshire	62 42
												312	A	Vermont	66 42
-----															
LAST 12 Division I GAMES:															
				281	N	UC Santa Barbara	56 62	188	A	San Diego	76 78				
				305	A	New Hampshire	62 42	209	A	Cal St. Fullerton	62 67				
				64	H	Buffalo	69 75	51	N	Middle Tenn.	58 70				
				273	H	UMass Lowell	70 54	312	A	Vermont	66 42				
				278	H	Fairfield	59 46	291	H	Loyola Maryland	54 41				
				205	H	Boston U.	64 44								

Non-Div I Games:

Dartmouth

Davidson				Through Games Of Dec. 23, 2018							
Average RPI	Win:	220	WON-LOST	WINNING	LAST 10	STRENGTH OF	OPP. STRENGTH	TEAM	ADJ.	CONF.	ADJ. CONF.
Average RPI	Loss:	166	RECORD	PCT. RANK	GAMES	SCHEDULE	OF SCHEDULE	RPI	RPI	RPI	RPI
DIV. I ONLY			5- 6	176	4-6	274	186	219	219	17	17
DIV. I NON-CONF.			5- 6	176	0- 1	274	186	219	219	17	17
-----											
TOTALS	RPI 1-25			RPI 26-50		W-L RECORDS	RPI 51-100	RPI 101-150		RPI 150+	
5- 6	0- 0			0- 0		OVERALL	1- 2	0- 0		4- 4	
3- 1	0- 0			0- 0		HOME	0- 0	0- 0		3- 1	
2- 5	0- 0			0- 0		AWAY	1- 2	0- 0		1- 3	
0- 0	0- 0			0- 0		NEUTRAL	0- 0	0- 0		0- 0	
5- 6	0- 0			0- 0		NON-CONFERENCE	1- 2	0- 0		4- 4	
3- 1	0- 0			0- 0		HOME	0- 0	0- 0		3- 1	
2- 5	0- 0			0- 0		AWAY	1- 2	0- 0		1- 3	
0- 0	0- 0			0- 0		NEUTRAL	0- 0	0- 0		0- 0	
0- 0	0- 0			0- 0		CONFERENCE	0- 0	0- 0		0- 0	
0- 0	0- 0			0- 0		HOME	0- 0	0- 0		0- 0	
0- 0	0- 0			0- 0		AWAY	0- 0	0- 0		0- 0	
0- 0	0- 0			0- 0		NEUTRAL	0- 0	0- 0		0- 0	

RPI 1-25				RPI 26-50				RPI 51-100				RPI 101+ Team's RPI: 219			
RPI	S	Opponent	Score	RPI	S	Opponent	Score	RPI	S	Opponent	Score	RPI	S	Opponent	Score
								52	A	Charlotte	66 78	160	H	William & Mary	76 65
								84	A	Clemson	90 80	162	H	Appalachian St.	78 81
								87	A	Princeton	57 65	177	A	UNC Asheville	56 69
												188	H	High Point	71 62
												223	A	Elon	72 73
												297	A	Gardner-Webb	49 54
												321	H	Presbyterian	83 56
												349	A	Charleston So.	72 34
-----															
LAST 12 Division I GAMES:															
321	H	Presbyterian	83 56	52	A	Charlotte	66 78	177	A	UNC Asheville	56 69				
84	A	Clemson	90 80					162	H	Appalachian St.	78 81				
223	A	Elon	72 73					297	A	Gardner-Webb	49 54				
87	A	Princeton	57 65					349	A	Charleston So.	72 34				
188	H	High Point	71 62												
160	H	William & Mary	76 65												

Non-Div I Games: Queens (NC) 80 47

Davidson



Average RPI Win: 173

Average RPI Loss: 49

WON-LOST  
RECORDWINNING  
PCT. RANKLAST 10  
GAMESSTRENGTH OF  
SCHEDULEOPP. STRENGTH  
OF SCHEDULETEAM  
RPIADJ.  
RPICONF.  
RPIADJ CONF.  
RPIDIV. I ONLY  
DIV. I NON-CONF.5- 6  
5- 6176  
1764-6  
1- 08  
8253  
25368  
6868  
6817  
1717  
17

TOTALS

RPI 1-25

RPI 26-50

W-L RECORDS

RPI 51-100

RPI 101-150

RPI 150+

5- 6  
4- 1  
0- 4  
1- 10- 0  
0- 0  
0- 0  
0- 00- 4  
0- 1  
0- 2  
0- 1OVERALL  
HOME  
AWAY  
NEUTRAL3- 2  
2- 0  
0- 2  
1- 00- 0  
0- 0  
0- 0  
0- 02- 0  
2- 0  
0- 0  
0- 05- 6  
4- 1  
0- 4  
1- 10- 0  
0- 0  
0- 0  
0- 00- 4  
0- 1  
0- 2  
0- 1NON-CONFERENCE  
HOME  
AWAY  
NEUTRAL3- 2  
2- 0  
0- 2  
1- 00- 0  
0- 0  
0- 0  
0- 02- 0  
2- 0  
0- 0  
0- 00- 0  
0- 0  
0- 0  
0- 00- 0  
0- 0  
0- 0  
0- 00- 0  
0- 0  
0- 0  
0- 0CONFERENCE  
HOME  
AWAY  
NEUTRAL0- 0  
0- 0  
0- 0  
0- 00- 0  
0- 0  
0- 0  
0- 00- 0  
0- 0  
0- 0  
0- 0

RPI 1-25

RPI 26-50

RPI 51-100

Team's RPI: 68

RPI 101+

RPI S Opponent Score

RPI S Opponent Score

27	N	Virginia Tech	57	69
30	H	Northeastern	79	84
35	A	Green Bay	35	51
43	A	Maryland	71	82

RPI S Opponent Score

63	N	Georgia Tech	85	66
64	H	Buffalo	72	59
65	A	South Carolina	55	65
76	H	Toledo	70	49
91	A	James Madison	55	68

RPI S Opponent Score

315	H	Colgate	67	58
348	H	Evansville	69	30

LAST 12 Division I GAMES:

348	H	Evansville	69	30
64	H	Buffalo	72	59
91	A	James Madison	55	68
65	A	South Carolina	55	65
35	A	Green Bay	35	51
76	H	Toledo	70	49

63	N	Georgia Tech	85	66
27	N	Virginia Tech	57	69
30	H	Northeastern	79	84
43	A	Maryland	71	82
315	H	Colgate	67	58

Non-Div I Games:

Dayton

DePaul

DePaul				Through Games Of Dec. 23, 2018							
Average RPI Win:		169	WON-LOST RECORD	WINNING PCT. RANK	LAST 10 GAMES	STRENGTH OF SCHEDULE	OPP. STRENGTH OF SCHEDULE	TEAM RPI	ADJ. RPI	CONF. RPI	ADJ CONF. RPI
Average RPI Loss:		3									
DIV. I ONLY			9- 3	64	8-2	94	17	42	42	3	3
DIV. I NON-CONF.			9- 3	64	1- 0	94	17	42	42	3	3
-----											
TOTALS		RPI 1-25	RPI 26-50		W-L RECORDS		RPI 51-100	RPI 101-150	RPI 150+		
9- 3		0- 3	1- 0		OVERALL		2- 0	2- 0	4- 0		
5- 1		0- 1	1- 0		HOME		0- 0	1- 0	3- 0		
2- 1		0- 1	0- 0		AWAY		0- 0	1- 0	1- 0		
2- 1		0- 1	0- 0		NEUTRAL		2- 0	0- 0	0- 0		
9- 3		0- 3	1- 0		NON-CONFERENCE		2- 0	2- 0	4- 0		
5- 1		0- 1	1- 0		HOME		0- 0	1- 0	3- 0		
2- 1		0- 1	0- 0		AWAY		0- 0	1- 0	1- 0		
2- 1		0- 1	0- 0		NEUTRAL		2- 0	0- 0	0- 0		
0- 0		0- 0	0- 0		CONFERENCE		0- 0	0- 0	0- 0		
0- 0		0- 0	0- 0		HOME		0- 0	0- 0	0- 0		
0- 0		0- 0	0- 0		AWAY		0- 0	0- 0	0- 0		
0- 0		0- 0	0- 0		NEUTRAL		0- 0	0- 0	0- 0		
-----											
RPI 1-25				RPI 26-50		Team's RPI: 42		RPI 51-100		RPI 101+	
RPI	S	Opponent	Score	RPI	S	Opponent	Score	RPI	S	Opponent	Score
1	H	Notre Dame	77 101	35	H	Green Bay	73 64	69	N	Kansas St.	79 59
2	A	UConn	63 99					87	N	Princeton	82 67
6	N	Syracuse	81 83								
-----											
LAST 12 Division I GAMES:											
101	H	Northwestern	76 60	240	A	Loyol a Chi cago	102 76	301	H	Tennessee St.	95 73
211	H	Temple	102 88					130	A	Okl ahoma	87 76
2	A	UConn	63 99					87	N	Princeton	82 67
345	H	Savannah St.	124 61					1	H	Notre Dame	77 101
6	N	Syracuse	81 83					35	H	Green Bay	73 64
69	N	Kansas St.	79 59								

DePaul

Non-Div I Games:

DePaul

Delaware

Delaware				Through Games Of Dec. 23, 2018							
Average RPI	Win:	287	WON-LOST	WINNING	LAST 10	STRENGTH OF	OPP. STRENGTH	TEAM	ADJ.	CONF.	ADJ CONF.
Average RPI	Loss:	111	RECORD	PCT. RANK	GAMES	SCHEDULE	OF SCHEDULE	RPI	RPI	RPI	RPI
DIV. I ONLY			4- 7	227	4-6	150	303	216	216	13	13
DIV. I NON-CONF.			4- 7	227	1- 0	150	303	216	216	13	13
<hr/>											
TOTALS		RPI 1-25	RPI 26-50		W-L RECORDS		RPI 51-100	RPI 101-150	RPI 150+		
4- 7		0- 1	0- 1		OVERALL		0- 1	0- 2	4- 2		
1- 2		0- 1	0- 1		HOME		0- 0	0- 0	1- 0		
1- 3		0- 0	0- 0		AWAY		0- 1	0- 0	1- 2		
2- 2		0- 0	0- 0		NEUTRAL		0- 0	0- 2	2- 0		
4- 7		0- 1	0- 1		NON-CONFERENCE		0- 1	0- 2	4- 2		
1- 2		0- 1	0- 1		HOME		0- 0	0- 0	1- 0		
1- 3		0- 0	0- 0		AWAY		0- 1	0- 0	1- 2		
2- 2		0- 0	0- 0		NEUTRAL		0- 0	0- 2	2- 0		
0- 0		0- 0	0- 0		CONFERENCE		0- 0	0- 0	0- 0		
0- 0		0- 0	0- 0		HOME		0- 0	0- 0	0- 0		
0- 0		0- 0	0- 0		AWAY		0- 0	0- 0	0- 0		
0- 0		0- 0	0- 0		NEUTRAL		0- 0	0- 0	0- 0		

RPI 1-25				RPI 26-50				RPI 51-100				RPI 101+ Team's RPI: 216			
RPI	S	Opponent	Score	RPI	S	Opponent	Score	RPI	S	Opponent	Score	RPI	S	Opponent	Score
22	H	UCF	60 71	43	H	Maryland	53 77	67	A	UNI	67 79	118	N	Bradley	47 59
												133	N	Montana St.	60 69
												175	N	Nicholls St.	71 56
												191	A	George Mason	46 72
												205	A	Boston U.	61 72
												297	H	Gardner-Webb	69 45
												334	N	Lafayette	65 47
												343	A	Delaware St.	85 77
LAST 12 Division I GAMES:															
				297	H	Gardner-Webb	69 45					334	N	Lafayette	65 47
				22	H	UCF	60 71					175	N	Nicholls St.	71 56
				191	A	George Mason	46 72					43	H	Maryland	53 77
				205	A	Boston U.	61 72					133	N	Montana St.	60 69
				118	N	Bradley	47 59					67	A	UNI	67 79
				343	A	Delaware St.	85 77								

Delaware

Non-Div I Games:

Delaware

Average RPI	Win:	0	WON-LOST	WINNING	LAST 10	STRENGTH OF	OPP. STRENGTH	TEAM	ADJ.	CONF.	ADJ CONF.
Average RPI	Loss:	170	RECORD	PCT. RANK	GAMES	SCHEDULE	OF SCHEDULE	RPI	RPI	RPI	RPI
DIV. I ONLY		0- 7		334	2-7	256	195	343	343	32	32
DIV. I NON-CONF.		0- 7		334	0- 1	256	195	343	343	32	32
-----											
TOTALS	RPI 1-25		RPI 26-50		W-L RECORDS	RPI 51-100		RPI 101-150		RPI 150+	
0- 7	0- 0		0- 0		OVERALL	0- 3		0- 0		0- 4	
0- 2	0- 0		0- 0		HOME	0- 1		0- 0		0- 1	
0- 5	0- 0		0- 0		AWAY	0- 2		0- 0		0- 3	
0- 0	0- 0		0- 0		NEUTRAL	0- 0		0- 0		0- 0	
0- 7	0- 0		0- 0		NON-CONFERENCE	0- 3		0- 0		0- 4	
0- 2	0- 0		0- 0		HOME	0- 1		0- 0		0- 1	
0- 5	0- 0		0- 0		AWAY	0- 2		0- 0		0- 3	
0- 0	0- 0		0- 0		NEUTRAL	0- 0		0- 0		0- 0	
0- 0	0- 0		0- 0		CONFERENCE	0- 0		0- 0		0- 0	
0- 0	0- 0		0- 0		HOME	0- 0		0- 0		0- 0	
0- 0	0- 0		0- 0		AWAY	0- 0		0- 0		0- 0	
0- 0	0- 0		0- 0		NEUTRAL	0- 0		0- 0		0- 0	

RPI 1-25				RPI 26-50				RPI 51-100				RPI 101+ Team's RPI: 343					
RPI	S	Opponent	Score	RPI	S	Opponent	Score	RPI	S	Opponent	Score	RPI	S	Opponent	Score		
								75	A	St. John's (NY)	44	82	204	A	Cornell I	59	94
								89	A	Xavier	59	80	211	A	Temple	61	75
								91	H	James Madison	57	103	216	H	Delaware	77	85
													302	A	Robert Morris	63	64
-----																	
LAST 12 Division I GAMES:																	
				216	H	Delaware	77	85	302	A	Robert Morris	63	64				
				91	H	James Madison	57	103	204	A	Cornell I	59	94				
				211	A	Temple	61	75	89	A	Xavier	59	80				
									75	A	St. John's (NY)	44	82				

Non-Div I Games: Post 65 53 Cheyney 79 59

Del aware St.

D  
e  
n  
v  
e  
r

D  
e  
n  
v  
e  
r

Denver

Average RPI Win: 341 WON-LOST RECORD WINNING PCT. RANK LAST 10 GAMES STRENGTH OF SCHEDULE OPP. STRENGTH OF SCHEDULE TEAM RPI ADJ. RPI CONF. RPI ADJ CONF. RPI

DIV. I ONLY	1- 9	328	1-9	157	327	299	299	15	15
DIV. I NON-CONF.	1- 9	328	0- 1	157	327	299	299	15	15
TOTALS	RPI 1-25	RPI 26-50	W-L RECORDS	RPI 51-100	RPI 101-150	RPI 150+			
1- 9	0- 0	0- 0	OVERALL	0- 2	0- 2	1- 5			
0- 3	0- 0	0- 0	HOME	0- 0	0- 1	0- 2			
1- 6	0- 0	0- 0	AWAY	0- 2	0- 1	1- 3			
0- 0	0- 0	0- 0	NEUTRAL	0- 0	0- 0	0- 0			
1- 9	0- 0	0- 0	NON-CONFERENCE	0- 2	0- 2	1- 5			
0- 3	0- 0	0- 0	HOME	0- 0	0- 1	0- 2			
1- 6	0- 0	0- 0	AWAY	0- 2	0- 1	1- 3			
0- 0	0- 0	0- 0	NEUTRAL	0- 0	0- 0	0- 0			
0- 0	0- 0	0- 0	CONFERENCE	0- 0	0- 0	0- 0			
0- 0	0- 0	0- 0	HOME	0- 0	0- 0	0- 0			
0- 0	0- 0	0- 0	AWAY	0- 0	0- 0	0- 0			
0- 0	0- 0	0- 0	NEUTRAL	0- 0	0- 0	0- 0			

RPI S Opponent Score	RPI S Opponent Score	RPI S Opponent Score	RPI S Opponent Score
		76 A Toledo 60 77	105 A Ohio St. 41 55
		95 A Michigan 62 95	125 H Miami (OH) 59 78
			153 A Bowling Green 73 79
			227 A Eastern Mich. 53 60
			240 A Loyola Chicago 43 52
			279 H Omaha 42 51
			313 H Western Mich. 44 54
			341 A Manhattan 58 56
LAST 12 Division I GAMES:			
76 A Toledo 60 77	227 A Eastern Mich. 53 60		
153 A Bowling Green 73 79	279 H Omaha 42 51		
313 H Western Mich. 44 54	341 A Manhattan 58 56		
105 A Ohio St. 41 55	95 A Michigan 62 95		
	125 H Miami (OH) 59 78		
	240 A Loyola Chicago 43 52		

Non-Div I Games: Mich.-Dearborn 68 60

Detroit Mercy

Average RPI Win: 109

Average RPI Loss: 14

WON-LOST  
RECORDWINNING  
PCT. RANKLAST 10  
GAMESSTRENGTH OF  
SCHEDULEOPP. STRENGTH  
OF SCHEDULETEAM  
RPIADJ.  
RPICONF.  
RPIADJ CONF.  
RPIDIV. I ONLY  
DIV. I NON-CONF.7- 4  
7- 4102  
1026-4  
1- 017  
174  
413  
1313  
1314  
1414  
14

TOTALS

RPI 1-25

RPI 26-50

W-L RECORDS

RPI 51-100

RPI 101-150

RPI 150+

7- 4 1- 3

2- 1 1- 1

3- 2 0- 1

2- 1 0- 1

0- 1

0- 0

0- 1

0- 0

OVERALL

HOME

AWAY

NEUTRAL

2- 0

0- 0

0- 0

2- 0

3- 0

1- 0

2- 0

0- 0

1- 0

0- 0

1- 0

0- 0

7- 4 1- 3

2- 1 1- 1

3- 2 0- 1

2- 1 0- 1

0- 1

0- 0

0- 1

0- 0

NON-CONFERENCE

HOME

AWAY

NEUTRAL

2- 0

0- 0

0- 0

2- 0

3- 0

1- 0

2- 0

0- 0

1- 0

0- 0

1- 0

0- 0

0- 0 0- 0

0- 0 0- 0

0- 0 0- 0

0- 0 0- 0

0- 0

0- 0

0- 0

0- 0

CONFERENCE

HOME

AWAY

NEUTRAL

0- 0

0- 0

0- 0

0- 0

0- 0

0- 0

0- 0

0- 0

0- 0

0- 0

0- 0

0- 0

RPI 1-25

Team's RPI: 13

RPI 26-50

RPI 51-100

RPI 101+

RPI	S	Opponent	Score
1	N	Notre Dame	64 82
8	A	Iowa St.	81 86
11	H	Iowa	82 91
14	H	South Dakota	76 64

RPI	S	Opponent	Score
36	A	South Dakota St.	71 80

RPI	S	Opponent	Score
62	N	Rutgers	69 59
65	N	South Carolina	90 85

RPI	S	Opponent	Score
102	A	Creighton	85 69
111	A	Nebraska	83 77
150	H	CSUN	73 63
262	A	Western Ill.	98 71

LAST 12 Division I GAMES:

65	N	South Carolina	90	85	102	A	Creighton	85	69
1	N	Notre Dame	64	82	62	N	Rutgers	69	59
11	H	Iowa	82	91	150	H	CSUN	73	63
8	A	Iowa St.	81	86	14	H	South Dakota	76	64
36	A	South Dakota St.	71	80	262	A	Western Ill.	98	71
					111	A	Nebraska	83	77

Non-Div I Games:

Clarke

91 43

Drake

Average RPI Win: 260

Average RPI Loss: 72

WON-LOST  
RECORDWINNING  
PCT. RANKLAST 10  
GAMESSTRENGTH OF  
SCHEDULEOPP. STRENGTH  
OF SCHEDULETEAM  
RPIADJ.  
RPICONF.  
RPIADJ CONF.  
RPIDIV. I ONLY  
DIV. I NON-CONF.7- 3  
7- 381  
817-3  
1- 0239  
239209  
209159  
159159  
15913  
1313  
13

TOTALS

RPI 1-25

RPI 26-50

W-L RECORDS

RPI 51-100

RPI 101-150

RPI 150+

7- 3  
3- 2  
3- 0  
1- 10- 0  
0- 0  
0- 0  
0- 01- 0  
1- 0  
0- 0  
0- 0OVERALL  
HOME  
AWAY  
NEUTRAL0- 3  
0- 2  
0- 0  
0- 10- 0  
0- 0  
0- 0  
0- 06- 0  
2- 0  
3- 0  
1- 07- 3  
3- 2  
3- 0  
1- 10- 0  
0- 0  
0- 0  
0- 01- 0  
1- 0  
0- 0  
0- 0NON-CONFERENCE  
HOME  
AWAY  
NEUTRAL0- 3  
0- 2  
0- 0  
0- 10- 0  
0- 0  
0- 0  
0- 06- 0  
2- 0  
3- 0  
1- 00- 0  
0- 0  
0- 0  
0- 00- 0  
0- 0  
0- 0  
0- 00- 0  
0- 0  
0- 0  
0- 0CONFERENCE  
HOME  
AWAY  
NEUTRAL0- 0  
0- 0  
0- 0  
0- 00- 0  
0- 0  
0- 0  
0- 00- 0  
0- 0  
0- 0  
0- 0

RPI 1-25

RPI 26-50

RPI 51-100

RPI 101+

Team's RPI: 159

RPI S Opponent Score

RPI S Opponent Score  
46 H Bucknel l 64 42RPI S Opponent Score  
61 H Qui nni pi ac 52 56  
74 H Penn 39 55  
81 N Wright St. 63 71RPI S Opponent Score  
257 A La Salle 58 43  
275 H Saint Joseph' s 51 34  
294 N Si ena 51 39  
297 H Gardner-Webb 65 48  
312 A Vermont 60 44  
341 A Manhattan 53 39

LAST 12 Division I GAMES:

312 A Vermont 60 44  
74 H Penn 39 55  
297 H Gardner-Webb 65 48  
81 N Wright St. 63 71  
341 A Manhattan 53 39  
257 A La Salle 58 43294 N Si ena 51 39  
46 H Bucknel l 64 42  
275 H Saint Joseph' s 51 34  
61 H Qui nni pi ac 52 56D  
r  
e  
x  
e  
lD  
r  
e  
x  
e  
l

Non-Div I Games:

Drexel



Average RPI	Win: 171	WON-LOST RECORD	WINNING PCT. RANK	LAST 10 GAMES	STRENGTH OF SCHEDULE	OPP. STRENGTH OF SCHEDULE	TEAM RPI	ADJ. RPI	CONF. RPI	ADJ CONF. RPI
Average RPI	Loss: 78									
DIV. I ONLY		6- 4	120	6-4	44	141	47	47	1	1
DIV. I NON-CONF.		6- 4	120	0- 1	44	141	47	47	1	1
-----										
TOTALS	RPI 1-25		RPI 26-50	W-L RECORDS	RPI 51-100		RPI 101-150		RPI 150+	
6- 4	0- 0		1- 0	OVERALL	1- 3		0- 1		4- 0	
3- 0	0- 0		0- 0	HOME	1- 0		0- 0		2- 0	
2- 2	0- 0		1- 0	AWAY	0- 1		0- 1		1- 0	
1- 2	0- 0		0- 0	NEUTRAL	0- 2		0- 0		1- 0	
6- 4	0- 0		1- 0	NON-CONFERENCE	1- 3		0- 1		4- 0	
3- 0	0- 0		0- 0	HOME	1- 0		0- 0		2- 0	
2- 2	0- 0		1- 0	AWAY	0- 1		0- 1		1- 0	
1- 2	0- 0		0- 0	NEUTRAL	0- 2		0- 0		1- 0	
0- 0	0- 0		0- 0	CONFERENCE	0- 0		0- 0		0- 0	
0- 0	0- 0		0- 0	HOME	0- 0		0- 0		0- 0	
0- 0	0- 0		0- 0	AWAY	0- 0		0- 0		0- 0	
0- 0	0- 0		0- 0	NEUTRAL	0- 0		0- 0		0- 0	

RPI	S	Opponent	Score	RPI	S	Opponent	Score	RPI	S	Opponent	Score	RPI	S	Opponent	Score
				38	A	Maine	66 63					54	N	Missouri	54 62
								55	A	Oregon St.	57 71	179	A	Wisconsin	60 53
								79	H	Marist	64 56	223	H	Elon	81 64
								100	N	Washington	64 71	251	H	UNLV	66 38
												258	N	Ball St.	79 62
-----															
LAST 12 Division I GAMES:															
				55	A	Oregon St.	57 71	54	N	Missouri	54 62				
				251	H	UNLV	66 38	258	N	Ball St.	79 62				
				79	H	Marist	64 56	38	A	Maine	66 63				
				179	A	Wisconsin	60 53	101	A	Northwestern	58 84				
				100	N	Washington	64 71								
				223	H	Elon	81 64								

Non-Div I Games:

Duke

D  
u  
q  
u  
e  
s  
n  
e

Duquesne				Through Games Of Dec. 23, 2018							
Average RPI	Win:	196	WON-LOST	WINNING	LAST 10	STRENGTH OF	OPP. STRENGTH	TEAM	ADJ.	CONF.	ADJ CONF.
Average RPI	Loss:	84	RECORD	PCT. RANK	GAMES	SCHEDULE	OF SCHEDULE	RPI	RPI	RPI	RPI
DIV. I ONLY			5- 6	176	5-5	60	130	103	103	17	17
DIV. I NON-CONF.			5- 6	176	0- 1	60	130	103	103	17	17
-----											
TOTALS		RPI 1-25		RPI 26-50	W-L RECORDS	RPI 51-100		RPI 101-150		RPI 150+	
5- 6		0- 2		0- 0	OVERALL	0- 3		1- 0		4- 1	
2- 1		0- 1		0- 0	HOME	0- 0		0- 0		2- 0	
3- 3		0- 0		0- 0	AWAY	0- 3		1- 0		2- 0	
0- 2		0- 1		0- 0	NEUTRAL	0- 0		0- 0		0- 1	
5- 6		0- 2		0- 0	NON-CONFERENCE	0- 3		1- 0		4- 1	
2- 1		0- 1		0- 0	HOME	0- 0		0- 0		2- 0	
3- 3		0- 0		0- 0	AWAY	0- 3		1- 0		2- 0	
0- 2		0- 1		0- 0	NEUTRAL	0- 0		0- 0		0- 1	
0- 0		0- 0		0- 0	CONFERENCE	0- 0		0- 0		0- 0	
0- 0		0- 0		0- 0	HOME	0- 0		0- 0		0- 0	
0- 0		0- 0		0- 0	AWAY	0- 0		0- 0		0- 0	
0- 0		0- 0		0- 0	NEUTRAL	0- 0		0- 0		0- 0	

RPI 1-25				RPI 26-50				RPI 51-100				RPI 101+ Team's RPI: 103			
RPI	S	Opponent	Score	RPI	S	Opponent	Score	RPI	S	Opponent	Score	RPI	S	Opponent	Score
6	N	Syracuse	71 87					53	A	Texas	41 78	107	A	Penn St.	64 58
22	H	UCF	63 71					76	A	Toledo	52 65	152	A	Kent St.	77 72
								83	A	TCU	48 61	200	H	Mt. St. Mary's	73 64
												242	A	Saint Francis (PA)	93 73
												263	N	Liberty	51 55
												280	H	ETSU	66 58
-----															
LAST 12 Division I GAMES:															
107	A	Penn St.	64 58	263	N	Liberty	51 55	6	N	Syracuse	71 87				
152	A	Kent St.	77 72					280	H	ETSU	66 58				
242	A	Saint Francis (PA)	93 73					22	H	UCF	63 71				
76	A	Toledo	52 65					83	A	TCU	48 61				
200	H	Mt. St. Mary's	73 64												
53	A	Texas	41 78												

Non-Div I Games:

Duquesne

D  
u  
q  
u  
e  
s  
n  
e

**E  
T  
S  
U**

**ETSU**

ETSU

Average RPI Win: 257		WON-LOST RECORD	WINNING PCT. RANK	LAST 10 GAMES	STRENGTH OF SCHEDULE	OPP. STRENGTH OF SCHEDULE	TEAM RPI	ADJ. RPI	CONF. RPI	ADJ. CONF. RPI
DIV. I ONLY	106	9- 2	41	8-2	327	199	164	164	8	8
DIV. I NON-CONF.		9- 2	41	1- 0	327	199	164	164	8	8
TOTALS		RPI 1-25	RPI 26-50	W-L RECORDS		RPI 51-100	RPI 101-150	RPI 150+		
9- 2	0- 0		0- 0	OVERALL		1- 1	0- 0	8- 1		
7- 0	0- 0		0- 0	HOME		1- 0	0- 0	6- 0		
0- 2	0- 0		0- 0	AWAY		0- 1	0- 0	0- 1		
2- 0	0- 0		0- 0	NEUTRAL		0- 0	0- 0	2- 0		
9- 2	0- 0		0- 0	NON-CONFERENCE		1- 1	0- 0	8- 1		
7- 0	0- 0		0- 0	HOME		1- 0	0- 0	6- 0		
0- 2	0- 0		0- 0	AWAY		0- 1	0- 0	0- 1		
2- 0	0- 0		0- 0	NEUTRAL		0- 0	0- 0	2- 0		
0- 0	0- 0		0- 0	CONFERENCE		0- 0	0- 0	0- 0		
0- 0	0- 0		0- 0	HOME		0- 0	0- 0	0- 0		
0- 0	0- 0		0- 0	AWAY		0- 0	0- 0	0- 0		
0- 0	0- 0		0- 0	NEUTRAL		0- 0	0- 0	0- 0		

RPI 1-25				RPI 26-50				RPI 51-100				RPI 101+				Team's RPI: 164	
RPI	S	Opponent	Score	RPI	S	Opponent	Score	RPI	S	Opponent	Score	RPI	S	Opponent	Score		
								52	A	Charlotte	46	52	160	A	William & Mary	43	63
								58	H	Wake Forest	70	61	226	H	Monmouth	73	67
													234	H	Kennesaw St.	68	56
													244	H	UMES	84	69
													263	H	Liberty	66	63
													293	N	South Carolina St.	71	63
													303	H	USC Upstate	63	53
													342	H	Grand Canyon	59	47
													347	N	Longwood	61	52
LAST 12 Division I GAMES:																	
				160	A	William & Mary	43	63	293	N	South Carolina St.	71	63				
				58	H	Wake Forest	70	61	347	N	Longwood	61	52				
				234	H	Kennesaw St.	68	56	303	H	USC Upstate	63	53				
				342	H	Grand Canyon	59	47	263	H	Liberty	66	63				
				226	H	Monmouth	73	67	52	A	Charlotte	46	52				
				244	H	UMES	84	69									

### Non-Div I Games:

East Carolina

Average RPI Win:	256	WON-LOST	WINNING	LAST 10	STRENGTH OF	OPP. STRENGTH	TEAM	ADJ.	CONF.	ADJ CONF.
Average RPI Loss:	139	RECORD	PCT. RANK	GAMES	SCHEDULE	OF SCHEDULE	RPI	RPI	RPI	RPI
DIV. I ONLY	3- 5	223	5-5	153	291	199	199	21	21	
DIV. I NON-CONF.	3- 5	223	1- 0	153	291	199	199	21	21	
-----										
TOTALS	RPI 1-25	RPI 26-50	W-L RECORDS	RPI 51-100	RPI 101-150	RPI 150+				
3- 5	0- 0	0- 1	OVERALL	0- 0	0- 3	3- 1				
2- 0	0- 0	0- 0	HOME	0- 0	0- 0	2- 0				
0- 5	0- 0	0- 1	AWAY	0- 0	0- 3	0- 1				
1- 0	0- 0	0- 0	NEUTRAL	0- 0	0- 0	1- 0				
3- 5	0- 0	0- 1	NON-CONFERENCE	0- 0	0- 3	3- 1				
2- 0	0- 0	0- 0	HOME	0- 0	0- 0	2- 0				
0- 5	0- 0	0- 1	AWAY	0- 0	0- 3	0- 1				
1- 0	0- 0	0- 0	NEUTRAL	0- 0	0- 0	1- 0				
0- 0	0- 0	0- 0	CONFERENCE	0- 0	0- 0	0- 0				
0- 0	0- 0	0- 0	HOME	0- 0	0- 0	0- 0				
0- 0	0- 0	0- 0	AWAY	0- 0	0- 0	0- 0				
0- 0	0- 0	0- 0	NEUTRAL	0- 0	0- 0	0- 0				

RPI 1-25				RPI 26-50				RPI 51-100				RPI 101+ Team's RPI: 199			
RPI	S	Opponent	Score	RPI	S	Opponent	Score	RPI	S	Opponent	Score	RPI	S	Opponent	Score
				31	A	Butler	37 72					115	A	Northern Ill.	59 78
												118	A	Bradley	64 67
												126	A	Southern Ill.	59 73
												167	H	Indiana St.	63 39
												262	N	Western Ill.	64 62
												304	A	Valparaiso	60 62
												340	H	Purdue Fort Wayne	72 63
LAST 12 Division I GAMES:															
				340	H	Purdue Fort Wayne	72 63	167	H	Indiana St.	63 39				
				31	A	Butler	37 72	115	A	Northern Ill.	59 78				
								126	A	Southern Ill.	59 73				
								262	N	Western Ill.	64 62				
								304	A	Valparaiso	60 62				
								118	A	Bradley	64 67				

Non-Div I Games: Lincoln Christian 97 34 Oakland City 102 43

Eastern III.

Average RPI Win:	0	WON-LOST	WINNING	LAST 10	STRENGTH OF	OPP. STRENGTH	TEAM	ADJ.	CONF.	ADJ CONF.
Average RPI Loss:	172	RECORD	PCT. RANK	GAMES	SCHEDULE	OF SCHEDULE	RPI	RPI	RPI	RPI
DIV. I ONLY	0- 9	334	2-8	10	351	259	259	21	21	
DIV. I NON-CONF.	0- 9	334	0- 1	10	351	259	259	21	21	
-----										
TOTALS	RPI 1-25	RPI 26-50	W-L RECORDS	RPI 51-100	RPI 101-150	RPI 150+				
0- 9	0- 1	0- 0	OVERALL	0- 1	0- 1	0- 6				
0- 2	0- 0	0- 0	HOME	0- 0	0- 0	0- 2				
0- 5	0- 0	0- 0	AWAY	0- 1	0- 1	0- 3				
0- 2	0- 1	0- 0	NEUTRAL	0- 0	0- 0	0- 1				
0- 9	0- 1	0- 0	NON-CONFERENCE	0- 1	0- 1	0- 6				
0- 2	0- 0	0- 0	HOME	0- 0	0- 0	0- 2				
0- 5	0- 0	0- 0	AWAY	0- 1	0- 1	0- 3				
0- 2	0- 1	0- 0	NEUTRAL	0- 0	0- 0	0- 1				
0- 0	0- 0	0- 0	CONFERENCE	0- 0	0- 0	0- 0				
0- 0	0- 0	0- 0	HOME	0- 0	0- 0	0- 0				
0- 0	0- 0	0- 0	AWAY	0- 0	0- 0	0- 0				
0- 0	0- 0	0- 0	NEUTRAL	0- 0	0- 0	0- 0				

RPI 1-25				RPI 26-50				RPI 51-100				RPI 101+ Team's RPI: 259			
RPI	S	Opponent	Score	RPI	S	Opponent	Score	RPI	S	Opponent	Score	RPI	S	Opponent	Score
21	N	Florida St.	45 62					71	A	Ohio	60 100	125	A	Miami (OH)	44 60
												191	H	George Mason	75 91
												195	A	West Virginia	29 78
												195	N	West Virginia	39 81
												213	A	Akron	54 63
												222	H	Saint Louis	43 70
												313	A	Western Mich.	53 64
-----															
LAST 12 Division I GAMES:															
195	N	West Virginia	39 81	313	A	Western Mich.	53 64	21	N	Florida St.	45 62	125	A	Miami (OH)	44 60
195	A	West Virginia	29 78	71	A	Ohio	60 100	191	H	George Mason	75 91	222	H	Saint Louis	43 70
213	A	Akron	54 63												

Non-Div I Games: Brescia 70 41 Ky. Christian 90 35

Eastern Ky.

Average RPI Win: 302		WON-LOST		WINNING		LAST 10		STRENGTH OF		OPP. STRENGTH		TEAM		ADJ.		CONF.		ADJ CONF.	
Loss: 119		RECORD		PCT. RANK		GAMES		SCHEDULE		OF SCHEDULE		RPI		RPI		RPI		RPI	
DIV. I ONLY		6- 4		120		6-4		313		212		227		227		10		10	
DIV. I NON-CONF.		6- 4		120		0- 1		313		212		227		227		10		10	
TOTALS		RPI 1-25		RPI 26-50		W-L RECORDS		RPI 51-100		RPI 101-150		RPI 150+							
6- 4		0- 1		0- 1		OVERALL		0- 0		0- 0		6- 2							
4- 0		0- 0		0- 0		HOME		0- 0		0- 0		4- 0							
2- 1		0- 0		0- 0		AWAY		0- 0		0- 0		2- 1							
0- 3		0- 1		0- 1		NEUTRAL		0- 0		0- 0		0- 1							
6- 4		0- 1		0- 1		NON-CONFERENCE		0- 0		0- 0		6- 2							
4- 0		0- 0		0- 0		HOME		0- 0		0- 0		4- 0							
2- 1		0- 0		0- 0		AWAY		0- 0		0- 0		2- 1							
0- 3		0- 1		0- 1		NEUTRAL		0- 0		0- 0		0- 1							
0- 0		0- 0		0- 0		CONFERENCE		0- 0		0- 0		0- 0							
0- 0		0- 0		0- 0		HOME		0- 0		0- 0		0- 0							
0- 0		0- 0		0- 0		AWAY		0- 0		0- 0		0- 0							
0- 0		0- 0		0- 0		NEUTRAL		0- 0		0- 0		0- 0							

RPI 1-25					
RPI	S	Opponent	Score		
8	N	Iowa St.	59	85	

RPI 26-50					
RPI	S	Opponent	Score		
31	N	Butler	63	73	

RPI 51-100					
RPI	S	Opponent	Score		

RPI 101+					
RPI	S	Opponent	Score		
163	A	Illinois	66	72	
247	H	Illinois St.	50	41	
267	H	Cleveland St.	69	63	
274	N	UNC Greensboro	44	49	
299	H	Detroit Mercy	60	53	
311	H	UIC	52	38	
340	A	Purdue Fort Wayne	87	72	
347	A	Longwood	64	45	

Team's RPI : 227					
RPI	S	Opponent	Score		

LAST 12 Division I GAMES:					
274	N	UNC Greensboro	44	49	
347	A	Longwood	64	45	
340	A	Purdue Fort Wayne	87	72	
299	H	Detroit Mercy	60	53	
163	A	Illinois	66	72	
311	H	UIC	52	38	
31	N	Butler	63	73	
8	N	Iowa St.	59	85	
247	H	Illinois St.	50	41	
267	H	Cleveland St.	69	63	

### Non-Div I Games:

Eastern Mich.

Average RPI	Win:	0	WON-LOST	WINNING	LAST 10	STRENGTH OF	OPP. STRENGTH	TEAM	ADJ.	CONF.	ADJ CONF.
Average RPI	Loss:	112	RECORD	PCT. RANK	GAMES	SCHEDULE	OF SCHEDULE	RPI	RPI	RPI	RPI
DIV. I ONLY		0- 8		334	1-8	28	235	265	265	11	11
DIV. I NON-CONF.		0- 8		334	0- 1	28	235	265	265	11	11
-----											
TOTALS	RPI 1-25		RPI 26-50		W-L RECORDS	RPI 51-100		RPI 101-150		RPI 150+	
0- 8	0- 1		0- 0		OVERALL	0- 5		0- 0		0- 2	
0- 3	0- 1		0- 0		HOME	0- 2		0- 0		0- 0	
0- 3	0- 0		0- 0		AWAY	0- 2		0- 0		0- 1	
0- 2	0- 0		0- 0		NEUTRAL	0- 1		0- 0		0- 1	
0- 8	0- 1		0- 0		NON-CONFERENCE	0- 5		0- 0		0- 2	
0- 3	0- 1		0- 0		HOME	0- 2		0- 0		0- 0	
0- 3	0- 0		0- 0		AWAY	0- 2		0- 0		0- 1	
0- 2	0- 0		0- 0		NEUTRAL	0- 1		0- 0		0- 1	
0- 0	0- 0		0- 0		CONFERENCE	0- 0		0- 0		0- 0	
0- 0	0- 0		0- 0		HOME	0- 0		0- 0		0- 0	
0- 0	0- 0		0- 0		AWAY	0- 0		0- 0		0- 0	
0- 0	0- 0		0- 0		NEUTRAL	0- 0		0- 0		0- 0	

RPI 1-25				RPI 26-50				RPI 51-100				RPI 101+ Team's RPI: 265			
RPI	S	Opponent	Score	RPI	S	Opponent	Score	RPI	S	Opponent	Score	RPI	S	Opponent	Score
16	H	Gonzaga	51 63					55	N	Oregon St.	45 93	194	N	UC Ri versi de	45 57
								56	A	BYU	65 80	310	A	Cal Poly	55 59
								78	A	Boi se St.	55 67				
								85	H	Utah	51 95				
								99	H	Fresno St.	58 68				
-----															
LAST 12 Division I GAMES:															
				99	H	Fresno St.	58 68	194	N	UC Ri versi de	45 57				
				310	A	Cal Poly	55 59	55	N	Oregon St.	45 93				
				85	H	Utah	51 95	78	A	Boi se St.	55 67				
				56	A	BYU	65 80								
				16	H	Gonzaga	51 63								

Non-Div I Games: Eastern Ore. 66 45

Eastern Wash.



E  
l  
o  
n

El on				Through Games Of Dec. 23, 2018							
Average RPI	Win:	280	WON-LOST	WINNING	LAST 10	STRENGTH OF	OPP. STRENGTH	TEAM	ADJ.	CONF.	ADJ CONF.
Average RPI	Loss:	100	RECORD	PCT. RANK	GAMES	SCHEDULE	OF SCHEDULE	RPI	RPI	RPI	RPI
DIV. I ONLY			4- 6	210	5-5	197	194	223	223	13	13
DIV. I NON-CONF.			4- 6	210	0- 1	197	194	223	223	13	13
-----											
TOTALS		RPI 1-25	RPI 26-50		W-L RECORDS		RPI 51-100	RPI 101-150	RPI 150+		
4- 6	0- 1	0- 2		OVERALL		0- 1	0- 0	4- 2			
2- 3	0- 1	0- 1		HOME		0- 1	0- 0	2- 0			
2- 3	0- 0	0- 1		AWAY		0- 0	0- 0	2- 2			
0- 0	0- 0	0- 0		NEUTRAL		0- 0	0- 0	0- 0			
4- 6	0- 1	0- 2		NON-CONFERENCE		0- 1	0- 0	4- 2			
2- 3	0- 1	0- 1		HOME		0- 1	0- 0	2- 0			
2- 3	0- 0	0- 1		AWAY		0- 0	0- 0	2- 2			
0- 0	0- 0	0- 0		NEUTRAL		0- 0	0- 0	0- 0			
0- 0	0- 0	0- 0		CONFERENCE		0- 0	0- 0	0- 0			
0- 0	0- 0	0- 0		HOME		0- 0	0- 0	0- 0			
0- 0	0- 0	0- 0		AWAY		0- 0	0- 0	0- 0			
0- 0	0- 0	0- 0		NEUTRAL		0- 0	0- 0	0- 0			

E  
l  
o  
n

RPI 1-25				RPI 26-50				RPI 51-100				RPI 101+ Team's RPI: 223			
RPI	S	Opponent	Score	RPI	S	Opponent	Score	RPI	S	Opponent	Score	RPI	S	Opponent	Score
19	H	Auburn	44 96	41	H	North Carolina	69 100	79	H	Marist	57 61	162	A	Appalachian St.	62 65
				47	A	Duke	64 81					219	H	Davidson	73 72
												231	A	Hampton	77 62
												252	A	Winthrop	57 58
												330	H	N.C. A&T	73 64
												339	A	N.C. Central	83 54
LAST 12 Division I GAMES:															
19	H	Auburn	44 96	330	H	N.C. A&T	73 64								
47	A	Duke	64 81	252	A	Winthrop	57 58								
339	A	N.C. Central	83 54	219	H	Davidson	73 72								
41	H	North Carolina	69 100	231	A	Hampton	77 62								
				79	H	Marist	57 61								
				162	A	Appalachian St.	62 65								

Non-Div I Games: Chowan 88 74

E l o n

Average RPI Win:	339	WON-LOST	WINNING	LAST 10	STRENGTH OF	OPP. STRENGTH	TEAM	ADJ.	CONF.	ADJ CONF.
Average RPI Loss:	240	RECORD	PCT. RANK	GAMES	SCHEDULE	OF SCHEDULE	RPI	RPI	RPI	RPI

DIV. I ONLY	2- 9	298	2-8	346	302	348	348	14	14
DIV. I NON-CONF.	2- 9	298	0- 1	346	302	348	348	14	14
-----									
TOTALS	RPI 1-25	RPI 26-50	W-L RECORDS	RPI 51-100	RPI 101-150	RPI 150+			
2- 9	0- 0	0- 0	OVERALL	0- 1	0- 0	2- 8			
1- 4	0- 0	0- 0	HOME	0- 0	0- 0	1- 4			
1- 5	0- 0	0- 0	AWAY	0- 1	0- 0	1- 4			
0- 0	0- 0	0- 0	NEUTRAL	0- 0	0- 0	0- 0			
2- 9	0- 0	0- 0	NON-CONFERENCE	0- 1	0- 0	2- 8			
1- 4	0- 0	0- 0	HOME	0- 0	0- 0	1- 4			
1- 5	0- 0	0- 0	AWAY	0- 1	0- 0	1- 4			
0- 0	0- 0	0- 0	NEUTRAL	0- 0	0- 0	0- 0			
0- 0	0- 0	0- 0	CONFERENCE	0- 0	0- 0	0- 0			
0- 0	0- 0	0- 0	HOME	0- 0	0- 0	0- 0			
0- 0	0- 0	0- 0	AWAY	0- 0	0- 0	0- 0			
0- 0	0- 0	0- 0	NEUTRAL	0- 0	0- 0	0- 0			

RPI 1-25	RPI 26-50	RPI 51-100	RPI 101+	Team's RPI: 348
RPI S Opponent Score	RPI S Opponent Score	RPI S Opponent Score	RPI S Opponent Score	
		68 A Dayton 30 69	179 A Wisconsin 60 96	
			206 A Morehead St. 63 85	
			221 H Southeast Mo. St. 50 54	
			255 H SIUE 45 54	
			271 A Murray St. 53 81	
			308 A Marshall 65 72	
			311 H UIC 54 62	
			331 A Chicago St. 67 58	
			340 H Purdue Fort Wayne 66 72	
			346 H Austin Peay 56 52	
LAST 12 Division I GAMES:				
179 A Wisconsin 60 96	221 H Southeast Mo. St. 50 54			
346 H Austin Peay 56 52	311 H UIC 54 62			
68 A Dayton 30 69	206 A Morehead St. 63 85			
331 A Chicago St. 67 58	308 A Marshall 65 72			
271 A Murray St. 53 81	340 H Purdue Fort Wayne 66 72			
	255 H SIUE 45 54			

Non-Div I Games:

FGCU

F  
G  
C  
U

FGCU

Page 83

Average RPI Win:	340	WON-LOST	WINNING	LAST 10	STRENGTH OF	OPP. STRENGTH	TEAM	ADJ.	CONF.	ADJ CONF.
Average RPI Loss:	165	RECORD	PCT. RANK	GAMES	SCHEDULE	OF SCHEDULE	RPI	RPI	RPI	RPI
DIV. I ONLY	3- 8	264	3-7	221	333	322	322	16	16	
DIV. I NON-CONF.	3- 8	264	0- 1	221	333	322	322	16	16	
-----										
TOTALS	RPI 1-25	RPI 26-50	W-L RECORDS	RPI 51-100	RPI 101-150	RPI 150+				
3- 8	0- 1	0- 0	OVERALL	0- 0	0- 2	3- 5				
3- 5	0- 1	0- 0	HOME	0- 0	0- 1	3- 3				
0- 3	0- 0	0- 0	AWAY	0- 0	0- 1	0- 2				
0- 0	0- 0	0- 0	NEUTRAL	0- 0	0- 0	0- 0				
3- 8	0- 1	0- 0	NON-CONFERENCE	0- 0	0- 2	3- 5				
3- 5	0- 1	0- 0	HOME	0- 0	0- 1	3- 3				
0- 3	0- 0	0- 0	AWAY	0- 0	0- 1	0- 2				
0- 0	0- 0	0- 0	NEUTRAL	0- 0	0- 0	0- 0				
0- 0	0- 0	0- 0	CONFERENCE	0- 0	0- 0	0- 0				
0- 0	0- 0	0- 0	HOME	0- 0	0- 0	0- 0				
0- 0	0- 0	0- 0	AWAY	0- 0	0- 0	0- 0				
0- 0	0- 0	0- 0	NEUTRAL	0- 0	0- 0	0- 0				

RPI 1-25				RPI 26-50				RPI 51-100				RPI 101+ Team's RPI: 322			
RPI	S	Opponent	Score	RPI	S	Opponent	Score	RPI	S	Opponent	Score	RPI	S	Opponent	Score
20	H	Miami (FL)	43 94									113	H	South Alabama	77 84
												117	A	FGCU	58 100
												170	H	Georgia St.	61 67
												180	H	Campbell	54 59
												210	H	Howard	62 89
												220	A	Bethune-Cookman	57 68
												286	A	North Florida	53 62
												333	H	Morgan St.	59 50
												337	H	Florida A&M	77 54
												351	H	Alcorn	75 40
LAST 12 Division I GAMES:															
113	H	South Alabama	77 84	337	H	Florida A&M	77 54	220	A	Bethune-Cookman	57 68	117	A	FGCU	58 100
180	H	Campbell	54 59					170	H	Georgia St.	61 67	20	H	Miami (FL)	43 94
351	H	Alcorn	75 40												
210	H	Howard	62 89												
286	A	North Florida	53 62												
333	H	Morgan St.	59 50												

Non-Div I Games: Palm Beach Atl. 63 66

FIU

Average RPI Win: **309**  
 Average RPI Loss: **161**

WON-LOST  
RECORD

WINNING  
PCT. RANK

LAST 10  
GAMES

STRENGTH OF  
SCHEDULE

OPP. STRENGTH  
OF SCHEDULE

TEAM  
RPI

ADJ.  
RPI

CONF.  
RPI

ADJ CONF.  
RPI

DIV. I ONLY	3- 8	264	2-8	189	304	278	278	28	28
DIV. I NON-CONF.	3- 8	264	1- 0	189	304	278	278	28	28
<hr/>									
TOTALS	RPI 1-25	RPI 26-50	W-L RECORDS	RPI 51-100	RPI 101-150	RPI 150+			
3- 8	0- 0	0- 2	OVERALL	0- 1	0- 0	3- 5			
1- 2	0- 0	0- 1	HOME	0- 0	0- 0	1- 1			
1- 3	0- 0	0- 0	AWAY	0- 1	0- 0	1- 2			
1- 3	0- 0	0- 1	NEUTRAL	0- 0	0- 0	1- 2			
3- 8	0- 0	0- 2	NON-CONFERENCE	0- 1	0- 0	3- 5			
1- 2	0- 0	0- 1	HOME	0- 0	0- 0	1- 1			
1- 3	0- 0	0- 0	AWAY	0- 1	0- 0	1- 2			
1- 3	0- 0	0- 1	NEUTRAL	0- 0	0- 0	1- 2			
0- 0	0- 0	0- 0	CONFERENCE	0- 0	0- 0	0- 0			
0- 0	0- 0	0- 0	HOME	0- 0	0- 0	0- 0			
0- 0	0- 0	0- 0	AWAY	0- 0	0- 0	0- 0			
0- 0	0- 0	0- 0	NEUTRAL	0- 0	0- 0	0- 0			

RPI	S	Opponent	Score	RPI	S	Opponent	Score	RPI	S	Opponent	Score	RPI	S	Opponent	Score	Team's RPI: 278
30	H	Northeastern	50 <b>59</b>	46	N	Bucknell	54 <b>77</b>	89	A	Xavier	35 <b>48</b>	160	H	William & Mary	54 <b>60</b>	
												229	N	Furman	70 <b>77</b>	
												239	N	Massachusetts	49 <b>59</b>	
												241	A	Dartmouth	46 <b>59</b>	
												253	A	Brown	49 <b>68</b>	
												266	A	Richmond	58 40	
												311	N	UIC	68 60	
												350	H	LIU Brooklyn	71 43	
<hr/>																
LAST 12 Division I GAMES:																
229	N	Furman	70 <b>77</b>	311	N	UIC	68 60	253	A	Brown	49 <b>68</b>	89	A	Xavier	35 <b>48</b>	
241	A	Dartmouth	46 <b>59</b>	266	A	Richmond	58 40	350	H	LIU Brooklyn	71 43					
30	H	Northeastern	50 <b>59</b>													
160	H	William & Mary	54 <b>60</b>													
239	N	Massachusetts	49 <b>59</b>													
46	N	Bucknell	54 <b>77</b>													

Non-Div I Games:

Fairfield

Average RPI	Win:	329	WON-LOST	WINNING	LAST 10	STRENGTH OF	OPP. STRENGTH	TEAM	ADJ.	CONF.	ADJ CONF.
Average RPI	Loss:	252	RECORD	PCT. RANK	GAMES	SCHEDULE	OF SCHEDULE	RPI	RPI	RPI	RPI
DIV. I ONLY		1- 8		320	2-8	301	348	344	344	31	31
DIV. I NON-CONF.		1- 8		320	0- 1	301	348	344	344	31	31
-----											
TOTALS	RPI 1-25		RPI 26-50		W-L RECORDS	RPI 51-100		RPI 101-150		RPI 150+	
1- 8	0- 0		0- 0		OVERALL	0- 0		0- 1		1- 7	
1- 2	0- 0		0- 0		HOME	0- 0		0- 0		1- 2	
0- 6	0- 0		0- 0		AWAY	0- 0		0- 1		0- 5	
0- 0	0- 0		0- 0		NEUTRAL	0- 0		0- 0		0- 0	
1- 8	0- 0		0- 0		NON-CONFERENCE	0- 0		0- 1		1- 7	
1- 2	0- 0		0- 0		HOME	0- 0		0- 0		1- 2	
0- 6	0- 0		0- 0		AWAY	0- 0		0- 1		0- 5	
0- 0	0- 0		0- 0		NEUTRAL	0- 0		0- 0		0- 0	
0- 0	0- 0		0- 0		CONFERENCE	0- 0		0- 0		0- 0	
0- 0	0- 0		0- 0		HOME	0- 0		0- 0		0- 0	
0- 0	0- 0		0- 0		AWAY	0- 0		0- 0		0- 0	
0- 0	0- 0		0- 0		NEUTRAL	0- 0		0- 0		0- 0	

RPI 1-25				RPI 26-50				RPI 51-100				RPI 101+ Team's RPI: 344			
RPI	S	Opponent	Score	RPI	S	Opponent	Score	RPI	S	Opponent	Score	RPI	S	Opponent	Score
												108	A	Stony Brook	49 63
												187	A	Air Force	37 85
												210	H	Howard	58 79
												249	A	Binghamton	54 73
												290	A	Saint Peter's	58 75
												315	A	Colgate	52 71
												320	A	Army West Point	40 62
												329	H	NJIT	64 43
												334	H	Lafayette	57 63
-----															
LAST 12 Division I GAMES:															
				320	A	Army West Point	40 62	290	A	Saint Peter's	58 75				
				315	A	Colgate	52 71	108	A	Stony Brook	49 63				
				249	A	Binghamton	54 73	334	H	Lafayette	57 63				
				210	H	Howard	58 79								
				329	H	NJIT	64 43								
				187	A	Air Force	37 85								

Non-Div I Games: Rutgers-Newark 97 51

Fairleigh Dickinson

Average RPI Win:	298	WON-LOST	WINNING	LAST 10	STRENGTH OF	OPP. STRENGTH	TEAM	ADJ.	CONF.	ADJ CONF.
Average RPI Loss:	164	RECORD	PCT. RANK	GAMES	SCHEDULE	OF SCHEDULE	RPI	RPI	RPI	RPI
DIV. I ONLY	3- 8	264	3-7	149	324	269	269	16	16	
DIV. I NON-CONF.	3- 8	264	0- 1	149	324	269	269	16	16	
-----										
TOTALS	RPI 1-25	RPI 26-50	W-L RECORDS	RPI 51-100	RPI 101-150	RPI 150+				
3- 8	0- 0	0- 1	OVERALL	0- 1	0- 2	3- 4				
2- 4	0- 0	0- 0	HOME	0- 0	0- 1	2- 3				
1- 4	0- 0	0- 1	AWAY	0- 1	0- 1	1- 1				
0- 0	0- 0	0- 0	NEUTRAL	0- 0	0- 0	0- 0				
3- 8	0- 0	0- 1	NON-CONFERENCE	0- 1	0- 2	3- 4				
2- 4	0- 0	0- 0	HOME	0- 0	0- 1	2- 3				
1- 4	0- 0	0- 1	AWAY	0- 1	0- 1	1- 1				
0- 0	0- 0	0- 0	NEUTRAL	0- 0	0- 0	0- 0				
0- 0	0- 0	0- 0	CONFERENCE	0- 0	0- 0	0- 0				
0- 0	0- 0	0- 0	HOME	0- 0	0- 0	0- 0				
0- 0	0- 0	0- 0	AWAY	0- 0	0- 0	0- 0				
0- 0	0- 0	0- 0	NEUTRAL	0- 0	0- 0	0- 0				

RPI 1-25				RPI 26-50				RPI 51-100				RPI 101+ Team's RPI: 269			
RPI	S	Opponent	Score	RPI	S	Opponent	Score	RPI	S	Opponent	Score	RPI	S	Opponent	Score
				33	A	Michigan St.	74 89	73	A	Tulane	45 88	118	H	Bradley	59 80
												148	A	Little Rock	38 61
												170	H	Georgia St.	59 75
												229	A	Furman	57 73
												231	H	Hampton	68 72
												266	H	Richmond	69 55
												294	A	Siena	70 66
												313	H	Western Mich.	59 69
												334	H	Lafayette	53 49
LAST 12 Division I GAMES:															
				73	A	Tulane	45 88	118	H	Bradley	59 80				
				334	H	Lafayette	53 49	33	A	Michigan St.	74 89				
				266	H	Richmond	69 55	313	H	Western Mich.	59 69				
				148	A	Little Rock	38 61	229	A	Furman	57 73				
				170	H	Georgia St.	59 75	294	A	Siena	70 66				
				231	H	Hampton	68 72								

Non-Div I Games:

Fla. Atlantic

Florida

Florida				Through Games Of Dec. 23, 2018							
Average RPI	Win:	250	WON-LOST	WINNING	LAST 10	STRENGTH OF	OPP. STRENGTH	TEAM	ADJ.	CONF.	ADJ CONF.
Average RPI	Loss:	111	RECORD	PCT. RANK	GAMES	SCHEDULE	OF SCHEDULE	RPI	RPI	RPI	RPI
DIV. I ONLY		3- 9	271	3-7	52	211	225	225	6	6	
DIV. I NON-CONF.		3- 9	271	0- 1	52	211	225	225	6	6	
-----											
TOTALS	RPI 1-25		RPI 26-50		W-L RECORDS	RPI 51-100	RPI 101-150		RPI 150+		
3- 9	0- 2		0- 1		OVERALL	0- 2	0- 2		3- 2		
3- 3	0- 0		0- 1		HOME	0- 0	0- 1		3- 1		
0- 5	0- 2		0- 0		AWAY	0- 1	0- 1		0- 1		
0- 1	0- 0		0- 0		NEUTRAL	0- 1	0- 0		0- 0		
3- 9	0- 2		0- 1		NON-CONFERENCE	0- 2	0- 2		3- 2		
3- 3	0- 0		0- 1		HOME	0- 0	0- 1		3- 1		
0- 5	0- 2		0- 0		AWAY	0- 1	0- 1		0- 1		
0- 1	0- 0		0- 0		NEUTRAL	0- 1	0- 0		0- 0		
0- 0	0- 0		0- 0		CONFERENCE	0- 0	0- 0		0- 0		
0- 0	0- 0		0- 0		HOME	0- 0	0- 0		0- 0		
0- 0	0- 0		0- 0		AWAY	0- 0	0- 0		0- 0		
0- 0	0- 0		0- 0		NEUTRAL	0- 0	0- 0		0- 0		

RPI 1-25				RPI 26-50				RPI 51-100				RPI 101+ Team's RPI: 225			
RPI	S	Opponent	Score	RPI	S	Opponent	Score	RPI	S	Opponent	Score	RPI	S	Opponent	Score
15	A	Indiana	64 83	30	H	Northeastern	66 79	85	N	Utah	58 74	101	H	Northwestern	74 83
21	A	Florida St.	56 63					96	A	Mercer	82 92	105	A	Ohio St.	41 46
												192	H	Texas Tech	72 67
												220	H	Bethune-Cookman	64 53
												251	A	UNLV	53 56
												297	H	Gardner-Webb	58 60
												337	H	Florida A&M	62 38
-----															
LAST 12 Division I GAMES:															
30	H	Northeastern	66 79	251	A	UNLV	53 56	85	N	Utah	58 74	105	A	Ohio St.	41 46
15	A	Indiana	64 83									337	H	Florida A&M	62 38
101	H	Northwestern	74 83									220	H	Bethune-Cookman	64 53
96	A	Mercer	82 92									192	H	Texas Tech	72 67
21	A	Florida St.	56 63												
297	H	Gardner-Webb	58 60												

Non-Div I Games:

Florida

Florida



Average RPI Win:	125	WON-LOST	WINNING	LAST 10	STRENGTH OF	OPP. STRENGTH	TEAM	ADJ.	CONF.	ADJ CONF.
Average RPI Loss:	233	RECORD	PCT. RANK	GAMES	SCHEDULE	OF SCHEDULE	RPI	RPI	RPI	RPI
DIV. I ONLY	1- 8	320	2-8	270	264	337	337	32	32	
DIV. I NON-CONF.	1- 8	320	0- 1	270	264	337	337	32	32	
-----										
TOTALS	RPI 1-25	RPI 26-50	W-L RECORDS	RPI 51-100	RPI 101-150	RPI 150+				
1- 8	0- 1	0- 0	OVERALL	0- 0	1- 0	0- 7				
1- 1	0- 0	0- 0	HOME	0- 0	1- 0	0- 1				
0- 5	0- 1	0- 0	AWAY	0- 0	0- 0	0- 4				
0- 2	0- 0	0- 0	NEUTRAL	0- 0	0- 0	0- 2				
1- 8	0- 1	0- 0	NON-CONFERENCE	0- 0	1- 0	0- 7				
1- 1	0- 0	0- 0	HOME	0- 0	1- 0	0- 1				
0- 5	0- 1	0- 0	AWAY	0- 0	0- 0	0- 4				
0- 2	0- 0	0- 0	NEUTRAL	0- 0	0- 0	0- 2				
0- 0	0- 0	0- 0	CONFERENCE	0- 0	0- 0	0- 0				
0- 0	0- 0	0- 0	HOME	0- 0	0- 0	0- 0				
0- 0	0- 0	0- 0	AWAY	0- 0	0- 0	0- 0				
0- 0	0- 0	0- 0	NEUTRAL	0- 0	0- 0	0- 0				

RPI 1-25				RPI 26-50				RPI 51-100				RPI 101+				Team's RPI: 337	
RPI	S	Opponent	Score	RPI	S	Opponent	Score	RPI	S	Opponent	Score	RPI	S	Opponent	Score		
25	A	Tennessee	31 96									125	H	Miami (OH)	57 56		
												168	H	Jacksonville St.	31 62		
												225	A	Florida	38 62		
												248	A	Stetson	44 69		
												279	N	Omaha	50 57		
												286	A	North Florida	53 64		
												313	N	Western Mich.	50 69		
												322	A	FIU	54 77		
LAST 12 Division I GAMES:																	
25	A	Tennessee	31 96	279	N	Omaha	50 57										
286	A	North Florida	53 64	313	N	Western Mich.	50 69										
168	H	Jacksonville St.	31 62	248	A	Stetson	44 69										
				125	H	Miami (OH)	57 56										
				225	A	Florida	38 62										
				322	A	FIU	54 77										

Non-Div I Games: Edward Waters 70 64

Florida A&amp;M

Average RPI Win:	160	WON-LOST	WINNING	LAST 10	STRENGTH OF	OPP. STRENGTH	TEAM	ADJ.	CONF.	ADJ CONF.
Average RPI Loss:	90	RECORD	PCT. RANK	GAMES	SCHEDULE	OF SCHEDULE	RPI	RPI	RPI	RPI

DIV. I ONLY	11- 1	11	9-1	101	79	21	21	1	1
DIV. I NON-CONF.	11- 1	11	1- 0	101	79	21	21	1	1
-----									
TOTALS	RPI 1-25	RPI 26-50	W-L RECORDS	RPI 51-100	RPI 101-150	RPI 150+			
11- 1	1- 0	0- 0	OVERALL	2- 1	2- 0	6- 0			
5- 1	0- 0	0- 0	HOME	0- 1	1- 0	4- 0			
4- 0	0- 0	0- 0	AWAY	2- 0	1- 0	1- 0			
2- 0	1- 0	0- 0	NEUTRAL	0- 0	0- 0	1- 0			
11- 1	1- 0	0- 0	NON-CONFERENCE	2- 1	2- 0	6- 0			
5- 1	0- 0	0- 0	HOME	0- 1	1- 0	4- 0			
4- 0	0- 0	0- 0	AWAY	2- 0	1- 0	1- 0			
2- 0	1- 0	0- 0	NEUTRAL	0- 0	0- 0	1- 0			
0- 0	0- 0	0- 0	CONFERENCE	0- 0	0- 0	0- 0			
0- 0	0- 0	0- 0	HOME	0- 0	0- 0	0- 0			
0- 0	0- 0	0- 0	AWAY	0- 0	0- 0	0- 0			
0- 0	0- 0	0- 0	NEUTRAL	0- 0	0- 0	0- 0			

RPI S	RPI 1-25	Team's RPI: 21	RPI S	RPI 26-50	Score	RPI S	RPI 51-100	Score	RPI S	RPI 101+	Score
11 N	Iowa	71 67				75 A	St. John's (NY)	57 53	102 A	Creighton	71 52
						90 H	LSU	45 58	107 H	Penn St.	87 58
						96 A	Mercer	57 56	178 A	Milwaukee	87 62
									181 H	Troy	103 67
									225 H	Florida	63 56
									238 H	Jacksonville	79 46
									259 N	Eastern Ky.	62 45
									286 H	North Florida	74 53
-----											
LAST 12 Division I GAMES:											
11 N	Iowa	71 67	75 A	St. John's (NY)	57 53	178 A	Milwaukee	87 62	96 A	Mercer	57 56
102 A	Creighton	71 52	107 H	Penn St.	87 58	225 H	Florida	63 56	259 N	Eastern Ky.	62 45
286 H	North Florida	74 53	90 H	LSU	45 58	181 H	Troy	103 67			

Non-Div I Games:

Florida St.

Average RPI Win: 233

Average RPI Loss: 90

WON-LOST  
RECORDWINNING  
PCT. RANKLAST 10  
GAMESSTRENGTH OF  
SCHEDULEOPP. STRENGTH  
OF SCHEDULETEAM  
RPIADJ.  
RPICONF.  
RPIADJ CONF.  
RPIDIV. I ONLY  
DIV. I NON-CONF.7- 5  
7- 5132  
1326-4  
0- 1191  
191111  
111145  
145145  
14517  
1717  
17

TOTALS

RPI 1-25

RPI 26-50

W-L RECORDS

RPI 51-100

RPI 101-150

RPI 150+

7- 5

0- 0

0- 1

OVERALL

2- 1

0- 3

5- 0

4- 1

0- 0

0- 0

HOME

1- 0

0- 1

3- 0

1- 3

0- 0

0- 1

AWAY

0- 0

0- 2

1- 0

2- 1

0- 0

0- 0

NEUTRAL

1- 1

0- 0

1- 0

7- 5

0- 0

0- 1

NON-CONFERENCE

2- 1

0- 3

5- 0

4- 1

0- 0

0- 0

HOME

1- 0

0- 1

3- 0

1- 3

0- 0

0- 1

AWAY

0- 0

0- 2

1- 0

2- 1

0- 0

0- 0

NEUTRAL

1- 1

0- 0

1- 0

0- 0

0- 0

0- 0

CONFERENCE

0- 0

0- 0

0- 0

0- 0

0- 0

0- 0

HOME

0- 0

0- 0

0- 0

0- 0

0- 0

0- 0

AWAY

0- 0

0- 0

0- 0

0- 0

0- 0

0- 0

NEUTRAL

0- 0

0- 0

0- 0

RPI 1-25

RPI 26-50

RPI 51-100

RPI 101+

Team's RPI: 145

RPI S Opponent Score

RPI S Opponent Score

RPI S Opponent Score

RPI S Opponent Score

30 A Northeastern 54 58

52 H Charlotte 71 64

107 H Penn St. 55 72

53 N Texas 54 72

120 A Pittsburgh 62 65

100 N Washington 65 57

140 A Georgetown 38 58

256 A Iona 57 40

258 N Ball St. 78 70

285 H Col umbi a 68 49

336 H Wagner 80 59

341 H Manhattan 65 61

LAST 12 Division I GAMES:

53 N Texas 54 72

285 H Col umbi a 68 49

100 N Washington 65 57

120 A Pittsburgh 62 65

256 A Iona 57 40

341 H Manhattan 65 61

107 H Penn St. 55 72

140 A Georgetown 38 58

30 A Northeastern 54 58

258 N Ball St. 78 70

336 H Wagner 80 59

52 H Charlotte 71 64

F  
o  
r  
d  
h  
a  
mF  
o  
r  
d  
h  
a  
m

Non-Div I Games:

Fordham

Loss, Non-Conf, S Site, H Home A Away N Neutral

Average RPI		Win: 208	WON-LOST RECORD	WINNING PCT. RANK	LAST 10 GAMES	STRENGTH OF SCHEDULE	OPP. STRENGTH OF SCHEDULE	TEAM RPI	ADJ. RPI	CONF. RPI	ADJ CONF. RPI
Loss: 65											
DIV. I ONLY			5- 4	139	6-4	135	98	99	99	9	9
DIV. I NON-CONF.			5- 4	139	0- 1	135	98	99	99	9	9
TOTALS		RPI 1-25		RPI 26-50		W-L RECORDS	RPI 51-100	RPI 101-150		RPI 150+	
5- 4	0- 1			0- 2		OVERALL	0- 0	1- 1		4- 0	
4- 0	0- 0			0- 0		HOME	0- 0	1- 0		3- 0	
1- 4	0- 1			0- 2		AWAY	0- 0	0- 1		1- 0	
0- 0	0- 0			0- 0		NEUTRAL	0- 0	0- 0		0- 0	
5- 4	0- 1			0- 2		NON-CONFERENCE	0- 0	1- 1		4- 0	
4- 0	0- 0			0- 0		HOME	0- 0	1- 0		3- 0	
1- 4	0- 1			0- 2		AWAY	0- 0	0- 1		1- 0	
0- 0	0- 0			0- 0		NEUTRAL	0- 0	0- 0		0- 0	
0- 0	0- 0			0- 0		CONFERENCE	0- 0	0- 0		0- 0	
0- 0	0- 0			0- 0		HOME	0- 0	0- 0		0- 0	
0- 0	0- 0			0- 0		AWAY	0- 0	0- 0		0- 0	
0- 0	0- 0			0- 0		NEUTRAL	0- 0	0- 0		0- 0	

RPI 1-25				RPI 26-50				RPI 51-100				RPI 101+			
RPI	S	Opponent	Score	RPI	S	Opponent	Score	RPI	S	Opponent	Score	RPI	S	Opponent	Score
24	A	Arizona St.	52 68	39	A	Southern California	61 62					137	H	UT Arlington	70 61
				49	A	UCLA	80 89					147	A	Northern Ariz.	73 86
												151	H	Santa Clara	80 53
												178	H	Milwaukee	65 48
												265	A	Eastern Wash.	68 58
												310	H	Cal Poly	76 58
LAST 12 Division I GAMES:															
24	A	Arizona St.	52 68	265	A	Eastern Wash.	68 58								
151	H	Santa Clara	80 53	39	A	Southern California	61 62								
49	A	UCLA	80 89	137	H	UT Arlington	70 61								
				178	H	Milwaukee	65 48								
				310	H	Cal Poly	76 58								
				147	A	Northern Ariz.	73 86								

Non-Div I Games:	Stanislaus St.	86	51
------------------	----------------	----	----

Fresno St.

■ Loss, ■ Non-Conf, S Site, H Home A Away N Neutral

Average RPI Win: 277

Average RPI Loss: 141

WON-LOST  
RECORDWINNING  
PCT. RANKLAST 10  
GAMESSTRENGTH OF  
SCHEDULEOPP. STRENGTH  
OF SCHEDULETEAM  
RPIADJ.  
RPICONF.  
RPIADJ CONF.  
RPIDIV. I ONLY  
DIV. I NON-CONF.6- 5  
6- 5146  
1466-4  
0- 1300  
300180  
180229  
229229  
22922  
2222  
22

TOTALS

RPI 1-25

RPI 26-50

W-L RECORDS

RPI 51-100

RPI 101-150

RPI 150+

6- 5 0- 1  
4- 1 0- 0  
1- 3 0- 1  
1- 1 0- 00- 0  
0- 0  
0- 0  
0- 0OVERALL  
HOME  
AWAY  
NEUTRAL0- 1  
0- 1  
0- 0  
0- 00- 1  
0- 0  
0- 1  
0- 06- 2  
4- 0  
1- 1  
1- 16- 5 0- 1  
4- 1 0- 0  
1- 3 0- 1  
1- 1 0- 00- 0  
0- 0  
0- 0  
0- 0NON-CONFERENCE  
HOME  
AWAY  
NEUTRAL0- 1  
0- 1  
0- 0  
0- 00- 1  
0- 0  
0- 1  
0- 06- 2  
4- 0  
1- 1  
1- 10- 0 0- 0  
0- 0 0- 0  
0- 0 0- 0  
0- 0 0- 00- 0  
0- 0  
0- 0  
0- 0CONFERENCE  
HOME  
AWAY  
NEUTRAL0- 0  
0- 0  
0- 0  
0- 00- 0  
0- 0  
0- 0  
0- 00- 0  
0- 0  
0- 0  
0- 0

RPI 1-25

RPI 26-50

RPI 51-100

RPI 101+

Team's RPI: 229

RPI S Opponent Score  
12 A Mississippi St. 41 106

RPI S Opponent Score

RPI S Opponent Score  
51 H Middle Tenn. 71 78RPI S Opponent Score  
146 A Georgia 38 61  
177 H UNC Asheville 58 47  
234 A Kennesaw St. 63 74  
262 N Western Ill. 78 85  
269 H Fla. Atlantic 73 57  
278 N Fairfield 77 70  
297 H Gardner-Webb 70 57  
303 H USC Upstate 78 67  
338 A Col. of Charleston 70 67

LAST 12 Division I GAMES:

262 N Western Ill.	78	85	338 A Col. of Charleston	70	67
278 N Fairfield	77	70	12 A Mississippi St.	41	106
269 H Fla. Atlantic	73	57	303 H USC Upstate	78	67
297 H Gardner-Webb	70	57	234 A Kennesaw St.	63	74
146 A Georgia	38	61	51 H Middle Tenn.	71	78
177 H UNC Asheville	58	47			

F  
u  
r  
m  
a  
nF  
u  
r  
m  
a  
n

Non-Div I Games:

Coker

71 42

Furman

Average RPI Win:

285

Average RPI Loss:

144

WON-LOST  
RECORD

4- 6

WINNING  
PCT. RANK

210

LAST 10  
GAMES

5-5

STRENGTH OF  
SCHEDULE

184

OPP. STRENGTH  
OF SCHEDULE

320

TEAM  
RPI

224

ADJ.  
RPI

224

CONF.  
RPI

19

ADJ CONF.  
RPI

19

DIV. I ONLY  
DIV. I NON-CONF.

4- 6

210

0- 1

184

320

224

224

19

19

TOTALS

RPI 1-25

RPI 26-50

W-L RECORDS

RPI 51-100

RPI 101-150

RPI 150+

4- 6

0- 0

0- 1

OVERALL

0- 1

0- 2

4- 2

2- 2

0- 0

0- 0

HOME

0- 1

0- 0

2- 1

2- 4

0- 0

0- 1

AWAY

0- 0

0- 2

2- 1

0- 0

0- 0

0- 0

NEUTRAL

0- 0

0- 0

0- 0

4- 6

0- 0

0- 1

NON-CONFERENCE

0- 1

0- 2

4- 2

2- 2

0- 0

0- 0

HOME

0- 1

0- 0

2- 1

2- 4

0- 0

0- 1

AWAY

0- 0

0- 2

2- 1

0- 0

0- 0

0- 0

NEUTRAL

0- 0

0- 0

0- 0

0- 0

0- 0

0- 0

CONFERENCE

0- 0

0- 0

0- 0

0- 0

0- 0

0- 0

HOME

0- 0

0- 0

0- 0

0- 0

0- 0

0- 0

AWAY

0- 0

0- 0

0- 0

0- 0

0- 0

0- 0

NEUTRAL

0- 0

0- 0

0- 0

RPI 1-25

RPI 26-50

RPI 51-100

RPI 101+

Team's RPI: 224

RPI S Opponent Score

RPI S Opponent Score

RPI S Opponent Score

RPI S Opponent Score

27 A Virginia Tech 49 78

96 H Mercer 72 79

108 A Stony Brook 43 72

146 A Georgia 38 81

220 H Bethune-Cookman 77 76

234 A Kennesaw St. 59 78

250 H Wofford 65 81

252 H Winthrop 64 55

321 A Presbyterian 69 68

345 A Savannah St. 82 71

LAST 12 Division I GAMES:

252 H Winthrop 64 55

321 A Presbyterian 69 68

234 A Kennesaw St. 59 78

220 H Bethune-Cookman 77 76

108 A Stony Brook 43 72

345 A Savannah St. 82 71

146 A Georgia 38 81

96 H Mercer 72 79

27 A Virginia Tech 49 78

250 H Wofford 65 81

Non-Div I Games:

Coastal Ga.

68 46

Ga. Southern

Gardner-Webb

G  
a  
r  
d  
n  
e  
r  
-  
W  
e  
b  
b

Gardner-Webb

Page 95

Average RPI Win:	237	WON-LOST	WINNING	LAST 10	STRENGTH OF	OPP. STRENGTH	TEAM	ADJ.	CONF.	ADJ CONF.
Average RPI Loss:	129	RECORD	PCT. RANK	GAMES	SCHEDULE	OF SCHEDULE	RPI	RPI	RPI	RPI
DIV. I ONLY	6- 5	146	5-5	299	102	191	191	17	17	
DIV. I NON-CONF.	6- 5	146	0- 1	299	102	191	191	17	17	
-----										
TOTALS	RPI 1-25	RPI 26-50	W-L RECORDS	RPI 51-100	RPI 101-150	RPI 150+				
6- 5	0- 0	0- 1	OVERALL	0- 1	0- 1	6- 2				
3- 1	0- 0	0- 0	HOME	0- 0	0- 1	3- 0				
3- 4	0- 0	0- 1	AWAY	0- 1	0- 0	3- 2				
0- 0	0- 0	0- 0	NEUTRAL	0- 0	0- 0	0- 0				
6- 5	0- 0	0- 1	NON-CONFERENCE	0- 1	0- 1	6- 2				
3- 1	0- 0	0- 0	HOME	0- 0	0- 1	3- 0				
3- 4	0- 0	0- 1	AWAY	0- 1	0- 0	3- 2				
0- 0	0- 0	0- 0	NEUTRAL	0- 0	0- 0	0- 0				
0- 0	0- 0	0- 0	CONFERENCE	0- 0	0- 0	0- 0				
0- 0	0- 0	0- 0	HOME	0- 0	0- 0	0- 0				
0- 0	0- 0	0- 0	AWAY	0- 0	0- 0	0- 0				
0- 0	0- 0	0- 0	NEUTRAL	0- 0	0- 0	0- 0				

RPI	S	Opponent	Score	RPI	S	Opponent	Score	RPI	S	Opponent	Score	RPI	S	Opponent	Score	Team's RPI: 191
34	A	Kansas	56 77	100	A	Washington	52 81	121	H	Houston	56 66	156	A	UMKC	91 84	
								182	A	American	71 86	187	A	Air Force	78 71	
								210	A	Howard	59 73	216	H	Delaware	72 46	
								259	A	Eastern Ky.	91 75	291	H	Loyola Maryland	70 38	
								315	H	Colgate	64 61					
-----																
LAST 12 Division I GAMES:																
121	H	Houston	56 66	259	A	Eastern Ky.	91 75	216	H	Delaware	72 46	100	A	Washington	52 81	
315	H	Colgate	64 61	210	A	Howard	59 73	156	A	UMKC	91 84	34	A	Kansas	56 77	
182	A	American	71 86													
187	A	Air Force	78 71													
291	H	Loyola Maryland	70 38													

Non-Div I Games:

George Mason



Average RPI	Win:	121	WON-LOST	WINNING	LAST 10	STRENGTH OF	OPP. STRENGTH	TEAM	ADJ.	CONF.	ADJ CONF.
Average RPI	Loss:	106	RECORD	PCT. RANK	GAMES	SCHEDULE	OF SCHEDULE	RPI	RPI	RPI	RPI
DIV. I ONLY		2- 9		298	2-8	35	125	217	217	17	17
DIV. I NON-CONF.		2- 9		298	0- 1	35	125	217	217	17	17
<hr/>											
TOTALS	RPI 1-25		RPI 26-50		W-L RECORDS	RPI 51-100		RPI 101-150		RPI 150+	
2- 9	0- 1		0- 2		OVERALL	1- 3		0- 1		1- 2	
2- 4	0- 0		0- 2		HOME	1- 1		0- 0		1- 1	
0- 3	0- 0		0- 0		AWAY	0- 1		0- 1		0- 1	
0- 2	0- 1		0- 0		NEUTRAL	0- 1		0- 0		0- 0	
2- 9	0- 1		0- 2		NON-CONFERENCE	1- 3		0- 1		1- 2	
2- 4	0- 0		0- 2		HOME	1- 1		0- 0		1- 1	
0- 3	0- 0		0- 0		AWAY	0- 1		0- 1		0- 1	
0- 2	0- 1		0- 0		NEUTRAL	0- 1		0- 0		0- 0	
0- 0	0- 0		0- 0		CONFERENCE	0- 0		0- 0		0- 0	
0- 0	0- 0		0- 0		HOME	0- 0		0- 0		0- 0	
0- 0	0- 0		0- 0		AWAY	0- 0		0- 0		0- 0	
0- 0	0- 0		0- 0		NEUTRAL	0- 0		0- 0		0- 0	

RPI 1-25				RPI 26-50				RPI 51-100				RPI 101+ Team's RPI: 217			
RPI	S	Opponent	Score	RPI	S	Opponent	Score	RPI	S	Opponent	Score	RPI	S	Opponent	Score
5	N	NC State	61 <b>69</b>	29	H	Villanova	45 <b>60</b>	63	N	Georgia Tech	55 <b>70</b>	149	A	South Fla.	30 <b>63</b>
				43	H	Maryland	30 <b>69</b>	87	H	Princeton	64 49	154	H	Towson	76 63
								91	A	James Madison	37 <b>50</b>	226	H	Monmouth	51 <b>55</b>
								96	H	Mercer	53 <b>61</b>	256	A	Iona	43 <b>52</b>
<hr/>															
LAST 12 Division I GAMES:															
				96	H	Mercer	53 <b>61</b>	29	H	Villanova	45 <b>60</b>				
				149	A	South Fla.	30 <b>63</b>	226	H	Monmouth	51 <b>55</b>				
				43	H	Maryland	30 <b>69</b>	154	H	Towson	76 63				
				87	H	Princeton	64 49	5	N	NC State	61 <b>69</b>				
				91	A	James Madison	37 <b>50</b>	63	N	Georgia Tech	55 <b>70</b>				
								256	A	Iona	43 <b>52</b>				

Non-Div I Games:

George Washington

Average RPI	Win: 219	WON-LOST	WINNING	LAST 10	STRENGTH OF	OPP. STRENGTH	TEAM	ADJ.	CONF.	ADJ CONF.
Average RPI	Loss: 60	RECORD	PCT. RANK	GAMES	SCHEDULE	OF SCHEDULE	RPI	RPI	RPI	RPI
DIV. I ONLY	6- 5	146	5-5	116	110	140	140	3	3	
DIV. I NON-CONF.	6- 5	146	1- 0	116	110	140	140	3	3	
<hr/>										
TOTALS	RPI 1-25	RPI 26-50	W-L RECORDS	RPI 51-100	RPI 101-150	RPI 150+				
6- 5	0- 2	0- 0	OVERALL	0- 2	2- 1	4- 0				
4- 2	0- 1	0- 0	HOME	0- 0	2- 1	2- 0				
2- 1	0- 0	0- 0	AWAY	0- 1	0- 0	2- 0				
0- 2	0- 1	0- 0	NEUTRAL	0- 1	0- 0	0- 0				
6- 5	0- 2	0- 0	NON-CONFERENCE	0- 2	2- 1	4- 0				
4- 2	0- 1	0- 0	HOME	0- 0	2- 1	2- 0				
2- 1	0- 0	0- 0	AWAY	0- 1	0- 0	2- 0				
0- 2	0- 1	0- 0	NEUTRAL	0- 1	0- 0	0- 0				
0- 0	0- 0	0- 0	CONFERENCE	0- 0	0- 0	0- 0				
0- 0	0- 0	0- 0	HOME	0- 0	0- 0	0- 0				
0- 0	0- 0	0- 0	AWAY	0- 0	0- 0	0- 0				
0- 0	0- 0	0- 0	NEUTRAL	0- 0	0- 0	0- 0				

RPI 1-25				RPI 26-50				RPI 51-100				RPI 101+				Team's RPI: 140
RPI	S	Opponent	Score	RPI	S	Opponent	Score	RPI	S	Opponent	Score	RPI	S	Opponent	Score	
5	H	NC State	65 76					64	N	Buffal o	64 73	120	H	Pi ttsburgh	70 41	
10	N	Bayl or	46 67					91	A	James Madi son	57 69	128	H	VCU	45 47	
												145	H	Fordham	58 38	
												244	H	UMES	74 55	
												245	A	Ri der	79 49	
												266	A	Ri chmond	73 53	
												291	H	Loyol a Maryl and	45 30	
<hr/>																
LAST 12 Di vi si on I GAMES:																
245	A	Ri der	79 49	145	H	Fordham	58 38									
5	H	NC State	65 76	10	N	Bayl or	46 67									
128	H	VCU	45 47	64	N	Buffal o	64 73									
244	H	UMES	74 55	120	H	Pi ttsburgh	70 41									
266	A	Ri chmond	73 53	91	A	James Madi son	57 69									
				291	H	Loyol a Maryl and	45 30									

Non-Di v I Games:

Georgetown

Average RPI	Win:	254	WON-LOST	WINNING	LAST 10	STRENGTH OF	OPP. STRENGTH	TEAM	ADJ.	CONF.	ADJ CONF.
Average RPI	Loss:	46	RECORD	PCT. RANK	GAMES	SCHEDULE	OF SCHEDULE	RPI	RPI	RPI	RPI
DIV. I ONLY		8- 4		94	6-4	224	183	146	146	6	6
DIV. I NON-CONF.		8- 4		94	1- 0	224	183	146	146	6	6
-----											
TOTALS	RPI 1-25		RPI 26-50		W-L RECORDS	RPI 51-100		RPI 101-150		RPI 150+	
8- 4	0- 0		0- 3		OVERALL	1- 1		0- 0		7- 0	
7- 0	0- 0		0- 0		HOME	1- 0		0- 0		6- 0	
0- 3	0- 0		0- 2		AWAY	0- 1		0- 0		0- 0	
1- 1	0- 0		0- 1		NEUTRAL	0- 0		0- 0		1- 0	
8- 4	0- 0		0- 3		NON-CONFERENCE	1- 1		0- 0		7- 0	
7- 0	0- 0		0- 0		HOME	1- 0		0- 0		6- 0	
0- 3	0- 0		0- 2		AWAY	0- 1		0- 0		0- 0	
1- 1	0- 0		0- 1		NEUTRAL	0- 0		0- 0		1- 0	
0- 0	0- 0		0- 0		CONFERENCE	0- 0		0- 0		0- 0	
0- 0	0- 0		0- 0		HOME	0- 0		0- 0		0- 0	
0- 0	0- 0		0- 0		AWAY	0- 0		0- 0		0- 0	
0- 0	0- 0		0- 0		NEUTRAL	0- 0		0- 0		0- 0	

RPI 1-25				RPI 26-50				RPI 51-100				RPI 101+				Team's RPI: 146	
RPI	S	Opponent	Score	RPI	S	Opponent	Score	RPI	S	Opponent	Score	RPI	S	Opponent	Score		
				29	A	Villanova	56 62	63	A	Georgia Tech	53 63	224	H	Ga. Southern	81 38		
				43	N	Maryland	51 58	96	H	Mercer	67 60	229	H	Furman	61 38		
				49	A	UCLA	69 80					233	H	St. Bonaventure	67 40		
												252	H	Winthrop	85 39		
												317	H	Lipscomb	77 45		
												333	N	Morgan St.	60 33		
												349	H	Charleston So.	83 75		
LAST 12 Division I GAMES:																	
				224	H	Ga. Southern	81 38	349	H	Charleston So.	83 75						
				317	H	Lipscomb	77 45	96	H	Mercer	67 60						
				29	A	Villanova	56 62	43	N	Maryland	51 58						
				229	H	Furman	61 38	333	N	Morgan St.	60 33						
				252	H	Winthrop	85 39	63	A	Georgia Tech	53 63						
				233	H	St. Bonaventure	67 40	49	A	UCLA	69 80						

Non-Div I Games:

Georgia

Average RPI	Win:	276	WON-LOST	WINNING	LAST 10	STRENGTH OF	OPP. STRENGTH	TEAM	ADJ.	CONF.	ADJ CONF.
Average RPI	Loss:	95	RECORD	PCT. RANK	GAMES	SCHEDULE	OF SCHEDULE	RPI	RPI	RPI	RPI
DIV. I ONLY		6- 4		120	6-4	236	230	170	170	19	19
DIV. I NON-CONF.		6- 4		120	1- 0	236	230	170	170	19	19
<hr/>											
TOTALS	RPI 1-25		RPI 26-50		W-L RECORDS	RPI 51-100		RPI 101-150		RPI 150+	
6- 4	0- 0		0- 0		OVERALL	0- 3		0- 0		6- 1	
4- 1	0- 0		0- 0		HOME	0- 1		0- 0		4- 0	
2- 3	0- 0		0- 0		AWAY	0- 2		0- 0		2- 1	
0- 0	0- 0		0- 0		NEUTRAL	0- 0		0- 0		0- 0	
6- 4	0- 0		0- 0		NON-CONFERENCE	0- 3		0- 0		6- 1	
4- 1	0- 0		0- 0		HOME	0- 1		0- 0		4- 0	
2- 3	0- 0		0- 0		AWAY	0- 2		0- 0		2- 1	
0- 0	0- 0		0- 0		NEUTRAL	0- 0		0- 0		0- 0	
0- 0	0- 0		0- 0		CONFERENCE	0- 0		0- 0		0- 0	
0- 0	0- 0		0- 0		HOME	0- 0		0- 0		0- 0	
0- 0	0- 0		0- 0		AWAY	0- 0		0- 0		0- 0	
0- 0	0- 0		0- 0		NEUTRAL	0- 0		0- 0		0- 0	

RPI 1-25				RPI 26-50				RPI 51-100				RPI 101+ Team's RPI: 170			
RPI	S	Opponent	Score	RPI	S	Opponent	Score	RPI	S	Opponent	Score	RPI	S	Opponent	Score
								51	A	Middle Tenn.	54 69	168	A	Jacksonville St.	56 61
								63	H	Georgia Tech	71 78	220	H	Bethune-Cookman	62 57
								97	A	Rice	49 66	234	H	Kennesaw St.	79 73
												269	A	Fla. Atlantic	75 59
												274	H	UNC Greensboro	70 63
												322	A	FIU	67 61
												339	H	N. C. Central	65 54
<hr/>															
LAST 12 Division I GAMES:															
220	H	Bethune-Cookman	62 57	63	H	Georgia Tech	71 78								
339	H	N. C. Central	65 54	51	A	Middle Tenn.	54 69								
168	A	Jacksonville St.	56 61	97	A	Rice	49 66								
234	H	Kennesaw St.	79 73	322	A	FIU	67 61								
				269	A	Fla. Atlantic	75 59								
				274	H	UNC Greensboro	70 63								

Non-Div I Games:

Georgia St.

Average RPI Win: 177

Average RPI Loss: 77

WON-LOST  
RECORDWINNING  
PCT. RANKLAST 10  
GAMESSTRENGTH OF  
SCHEDULEOPP. STRENGTH  
OF SCHEDULETEAM  
RPIADJ.  
RPICONF.  
RPIADJ CONF.  
RPIDIV. I ONLY  
DIV. I NON-CONF.9- 3  
9- 364  
648-2  
0- 1196  
19641  
4163  
6363  
631  
11  
1

TOTALS

RPI 1-25

RPI 26-50

W-L RECORDS

RPI 51-100

RPI 101-150

RPI 150+

9- 3  
5- 0  
1- 2  
3- 10- 0  
0- 0  
0- 0  
0- 00- 1  
0- 0  
0- 1  
0- 0OVERALL  
HOME  
AWAY  
NEUTRAL1- 1  
0- 0  
0- 0  
1- 12- 1  
1- 0  
0- 1  
1- 06- 0  
4- 0  
1- 0  
1- 09- 3  
5- 0  
1- 2  
3- 10- 0  
0- 0  
0- 0  
0- 00- 1  
0- 0  
0- 1  
0- 0NON-CONFERENCE  
HOME  
AWAY  
NEUTRAL1- 1  
0- 0  
0- 0  
1- 12- 1  
1- 0  
0- 1  
1- 06- 0  
4- 0  
1- 0  
1- 00- 0  
0- 0  
0- 0  
0- 00- 0  
0- 0  
0- 0  
0- 00- 0  
0- 0  
0- 0  
0- 0CONFERENCE  
HOME  
AWAY  
NEUTRAL0- 0  
0- 0  
0- 0  
0- 00- 0  
0- 0  
0- 0  
0- 00- 0  
0- 0  
0- 0  
0- 0

RPI 1-25

RPI 26-50

RPI 51-100

Team's RPI: 63

RPI 101+

RPI S Opponent Score

RPI S Opponent Score

RPI S Opponent Score

RPI S Opponent Score

43 A Maryland 54 67

59 N Idaho St. 74 51

68 N Dayton 66 85

110 N Seton Hall 84 73

121 A Houston 89 95

146 H Georgia 63 53

162 H Appalachian St. 71 53

170 A Georgia St. 78 71

197 H Alabama St. 69 42

217 N George Washington 70 55

234 H Kennesaw St. 60 35

295 H Western Caro. 84 49

LAST 12 Division I GAMES:

68 N Dayton 66 85  
110 N Seton Hall 84 73  
234 H Kennesaw St. 60 35  
197 H Alabama St. 69 42  
170 A Georgia St. 78 71  
43 A Maryland 54 6759 N Idaho St. 74 51  
217 N George Washington 70 55  
146 H Georgia 63 53  
295 H Western Caro. 84 49  
162 H Appalachian St. 71 53  
121 A Houston 89 95

Non-Div I Games:

Georgia Tech

Average RPI Win: 131

Average RPI Loss: 1

WON-LOST  
RECORDWINNING  
PCT. RANKLAST 10  
GAMESSTRENGTH OF  
SCHEDULEOPP. STRENGTH  
OF SCHEDULETEAM  
RPIADJ.  
RPICONF.  
RPIADJ CONF.  
RPIDIV. I ONLY  
DIV. I NON-CONF.11- 1  
11- 111  
119-1  
1- 0163  
1631  
116  
1616  
167  
77  
7

TOTALS

RPI 1-25

RPI 26-50

W-L RECORDS

RPI 51-100

RPI 101-150

RPI 150+

11- 1

1- 1

0- 0

OVERALL

3- 0

3- 0

4- 0

6- 0

1- 0

0- 0

HOME

2- 0

3- 0

0- 0

3- 0

0- 0

0- 0

AWAY

0- 0

0- 0

3- 0

2- 1

0- 1

0- 0

NEUTRAL

1- 0

0- 0

1- 0

11- 1

1- 1

0- 0

NON-CONFERENCE

3- 0

3- 0

4- 0

6- 0

1- 0

0- 0

HOME

2- 0

3- 0

0- 0

3- 0

0- 0

0- 0

AWAY

0- 0

0- 0

3- 0

2- 1

0- 1

0- 0

NEUTRAL

1- 0

0- 0

1- 0

0- 0

0- 0

0- 0

CONFERENCE

0- 0

0- 0

0- 0

0- 0

0- 0

0- 0

HOME

0- 0

0- 0

0- 0

0- 0

0- 0

0- 0

AWAY

0- 0

0- 0

0- 0

0- 0

0- 0

0- 0

NEUTRAL

0- 0

0- 0

0- 0

RPI 1-25

Team's RPI: 16

RPI 26-50

RPI 51-100

RPI 101+

RPI	S	Opponent	Score
1	N	Notre Dame	65 81
4	H	Stanford	79 73

RPI	S	Opponent	Score
-----	---	----------	-------

RPI	S	Opponent	Score
59	H	Idaho St.	70 51
62	N	Rutgers	57 40
77	H	Montana	76 52

RPI	S	Opponent	Score
123	H	Colorado St.	50 39
138	H	Washington St.	76 53
139	H	Idaho	88 51
161	N	Western Ky.	76 55
165	A	Missouri St.	70 67
251	A	UNLV	70 59
265	A	Eastern Wash.	63 51

LAST 12 Division I GAMES:

161	N	Western Ky.	76	55	123	H	Colorado St.	50	39
62	N	Rutgers	57	40	1	N	Notre Dame	65	81
139	H	Idaho	88	51	251	A	UNLV	70	59
165	A	Missouri St.	70	67	59	H	Idaho St.	70	51
138	H	Washington St.	76	53	265	A	Eastern Wash.	63	51
4	H	Stanford	79	73	77	H	Montana	76	52

Average RPI	Win:	154	WON-LOST	WINNING	LAST 10	STRENGTH OF	OPP. STRENGTH	TEAM	ADJ.	CONF.	ADJ CONF.
Average RPI	Loss:	113	RECORD	PCT. RANK	GAMES	SCHEDULE	OF SCHEDULE	RPI	RPI	RPI	RPI
DIV. I ONLY		3- 8	264	3-7	21	166	122	122	25	25	
DIV. I NON-CONF.		3- 8	264	1- 0	21	166	122	122	25	25	
-----											
TOTALS	RPI 1-25		RPI 26-50		W-L RECORDS	RPI 51-100		RPI 101-150		RPI 150+	
3- 8	1- 2		0- 1		OVERALL	0- 1		1- 2		1- 2	
1- 0	0- 0		0- 0		HOME	0- 0		0- 0		1- 0	
0- 7	0- 1		0- 1		AWAY	0- 1		0- 2		0- 2	
2- 1	1- 1		0- 0		NEUTRAL	0- 0		1- 0		0- 0	
3- 8	1- 2		0- 1		NON-CONFERENCE	0- 1		1- 2		1- 2	
1- 0	0- 0		0- 0		HOME	0- 0		0- 0		1- 0	
0- 7	0- 1		0- 1		AWAY	0- 1		0- 2		0- 2	
2- 1	1- 1		0- 0		NEUTRAL	0- 0		1- 0		0- 0	
0- 0	0- 0		0- 0		CONFERENCE	0- 0		0- 0		0- 0	
0- 0	0- 0		0- 0		HOME	0- 0		0- 0		0- 0	
0- 0	0- 0		0- 0		AWAY	0- 0		0- 0		0- 0	
0- 0	0- 0		0- 0		NEUTRAL	0- 0		0- 0		0- 0	

RPI 1-25				RPI 26-50				RPI 51-100				RPI 101+ Team's RPI: 122			
RPI	S	Opponent	Score	RPI	S	Opponent	Score	RPI	S	Opponent	Score	RPI	S	Opponent	Score
14	N	South Dakota	53 67	34	A	Kansas	45 76	98	A	Alabama	55 73	124	N	Loyola Marymount	62 61
15	N	Indiana	65 62									137	A	UT Arlington	54 78
19	A	Auburn	48 97									149	A	South Fla.	50 67
												218	A	Southern Miss.	47 68
												236	A	Wichita St.	61 70
												324	H	McNeese	75 51
-----															
LAST 12 Division I GAMES:															
124	N	Loyola Marymount	62 61	98	A	Alabama	55 73	137	A	UT Arlington	54 78	218	A	Southern Miss.	47 68
15	N	Indiana	65 62									324	H	McNeese	75 51
14	N	South Dakota	53 67									19	A	Auburn	48 97
149	A	South Fla.	50 67												
236	A	Wichita St.	61 70												
34	A	Kansas	45 76												

Non-Div I Games:

Grambling

■ Loss, 
 ■ Non-Conf, 
 ■ S Site, 
 ■ Home 
 ■ A Away 
 N Neutral

## Grand Canyon

Through Games Of Dec. 23, 2018

Average RPI Win: 325

Average RPI Loss: 181

WON-LOST  
RECORDWINNING  
PCT. RANKLAST 10  
GAMESSTRENGTH OF  
SCHEDULEOPP. STRENGTH  
OF SCHEDULETEAM  
RPIADJ.  
RPICONF.  
RPIADJ CONF.  
RPIDIV. I ONLY  
DIV. I NON-CONF.2- 8  
2- 8295  
2952-8  
0- 1312  
312257  
257342  
342342  
34230  
3030  
30

TOTALS

RPI 1-25

RPI 26-50

W-L RECORDS

RPI 51-100

RPI 101-150

RPI 150+

2- 8  
2- 3  
0- 5  
0- 00- 0  
0- 0  
0- 0  
0- 00- 0  
0- 0  
0- 0  
0- 0OVERALL  
HOME  
AWAY  
NEUTRAL0- 1  
0- 1  
0- 0  
0- 00- 0  
0- 0  
0- 0  
0- 02- 7  
2- 2  
0- 5  
0- 02- 8  
2- 3  
0- 5  
0- 00- 0  
0- 0  
0- 0  
0- 00- 0  
0- 0  
0- 0  
0- 0NON-CONFERENCE  
HOME  
AWAY  
NEUTRAL0- 1  
0- 1  
0- 0  
0- 00- 0  
0- 0  
0- 0  
0- 02- 7  
2- 2  
0- 5  
0- 00- 0  
0- 0  
0- 0  
0- 00- 0  
0- 0  
0- 0  
0- 00- 0  
0- 0  
0- 0  
0- 0CONFERENCE  
HOME  
AWAY  
NEUTRAL0- 0  
0- 0  
0- 0  
0- 00- 0  
0- 0  
0- 0  
0- 00- 0  
0- 0  
0- 0  
0- 0

RPI 1-25

RPI S Opponent Score

RPI 26-50

RPI S Opponent Score

RPI 51-100

RPI S Opponent Score  
77 H Montana 47 69

RPI 101+

Team's RPI: 342

RPI	S	Opponent	Score
151	A	Santa Clara	55 75
155	H	Portland St.	55 60
164	A	East Carolina	47 59
167	H	Indiana St.	81 88
207	A	UNCW	55 77
243	A	Long Beach St.	50 57
281	A	UC Santa Barbara	55 66
300	H	Incarnate Word	74 63
350	H	LIU Brooklyn	65 62

LAST 12 Division I GAMES:

243	A	Long Beach St.	50 57	151	A	Santa Clara	55 75
155	H	Portland St.	55 60	207	A	UNCW	55 77
77	H	Montana	47 69	164	A	East Carolina	47 59
281	A	UC Santa Barbara	55 66	300	H	Incarnate Word	74 63
350	H	LIU Brooklyn	65 62				
167	H	Indiana St.	81 88				

Grand Canyon

Grand Canyon

Non-Div I Games:

Grand Canyon

Loss, Non-Conf, S Site, H Home A Away N Neutral



Average RPI Win:	85	WON-LOST	WINNING	LAST 10	STRENGTH OF	OPP. STRENGTH	TEAM	ADJ.	CONF.	ADJ CONF.
Average RPI Loss:	42	RECORD	PCT. RANK	GAMES	SCHEDULE	OF SCHEDULE	RPI	RPI	RPI	RPI
DIV. I ONLY	4- 5	191	5-5	6	22	35	35	15	15	
DIV. I NON-CONF.	4- 5	191	0- 0	6	22	35	35	15	15	
-----										
TOTALS	RPI 1-25	RPI 26-50	W-L RECORDS	RPI 51-100	RPI 101-150	RPI 150+				
4- 5	0- 2	1- 2	OVERALL	2- 0	0- 1	1- 0				
3- 1	0- 0	1- 0	HOME	1- 0	0- 1	1- 0				
1- 4	0- 2	0- 2	AWAY	1- 0	0- 0	0- 0				
0- 0	0- 0	0- 0	NEUTRAL	0- 0	0- 0	0- 0				
4- 5	0- 2	1- 2	NON-CONFERENCE	2- 0	0- 1	1- 0				
3- 1	0- 0	1- 0	HOME	1- 0	0- 1	1- 0				
1- 4	0- 2	0- 2	AWAY	1- 0	0- 0	0- 0				
0- 0	0- 0	0- 0	NEUTRAL	0- 0	0- 0	0- 0				
0- 0	0- 0	0- 0	CONFERENCE	0- 0	0- 0	0- 0				
0- 0	0- 0	0- 0	HOME	0- 0	0- 0	0- 0				
0- 0	0- 0	0- 0	AWAY	0- 0	0- 0	0- 0				
0- 0	0- 0	0- 0	NEUTRAL	0- 0	0- 0	0- 0				

RPI 1-25				RPI 26-50				RPI 51-100				RPI 101+			
RPI	S	Opponent	Score	RPI	S	Opponent	Score	RPI	S	Opponent	Score	RPI	S	Opponent	Score
14	A	South Dakota	49 55	36	A	South Dakota St.	47 77	54	A	Missouri	56 49	101	H	Northwestern	55 57
17	A	Marquette	54 80	38	H	Maine	70 39	68	H	Dayton	51 35	179	H	Wisconsin	55 46
				42	A	DePaul	64 73								
LAST 12 Division I GAMES:															
				36	A	South Dakota St.	47 77	17	A	Marquette	54 80				
				68	H	Dayton	51 35	179	H	Wisconsin	55 46				
				38	H	Maine	70 39	14	A	South Dakota	49 55				
				54	A	Missouri	56 49								
				42	A	DePaul	64 73								
				101	H	Northwestern	55 57								

Non-Div I Games: Wi s. -Parks ide 81 32

Green Bay

Hampton

Hampton				Through Games Of Dec. 23, 2018																
Average RPI Win:		184	WON-LOST RECORD		WINNING PCT. RANK		LAST 10 GAMES		STRENGTH OF SCHEDULE		OPP. STRENGTH OF SCHEDULE		TEAM RPI		ADJ. RPI		CONF. RPI		ADJ CONF. RPI	
Average RPI Loss:		126																		
DIV. I ONLY			3- 5		223		4-5		202		52		231		231		29		29	
DIV. I NON-CONF.			3- 5		223		0- 1		202		52		231		231		29		29	
-----																				
TOTALS		RPI 1-25		RPI 26-50		W-L RECORDS		RPI 51-100		RPI 101-150		RPI 150+								
3- 5		0- 1		0- 0		OVERALL		1- 1		0- 1		2- 2								
2- 2		0- 0		0- 0		HOME		1- 0		0- 1		1- 1								
1- 1		0- 1		0- 0		AWAY		0- 0		0- 0		1- 0								
0- 2		0- 0		0- 0		NEUTRAL		0- 1		0- 0		0- 1								
3- 5		0- 1		0- 0		NON-CONFERENCE		1- 1		0- 1		2- 2								
2- 2		0- 0		0- 0		HOME		1- 0		0- 1		1- 1								
1- 1		0- 1		0- 0		AWAY		0- 0		0- 0		1- 0								
0- 2		0- 0		0- 0		NEUTRAL		0- 1		0- 0		0- 1								
0- 0		0- 0		0- 0		CONFERENCE		0- 0		0- 0		0- 0								
0- 0		0- 0		0- 0		HOME		0- 0		0- 0		0- 0								
0- 0		0- 0		0- 0		AWAY		0- 0		0- 0		0- 0								
0- 0		0- 0		0- 0		NEUTRAL		0- 0		0- 0		0- 0								
-----																				
RPI 1-25				RPI 26-50				RPI 51-100				RPI 101+				Team's RPI: 231				
RPI	S	Opponent	Score	RPI	S	Opponent	Score	RPI	S	Opponent	Score	RPI	S	Opponent	Score					
5	A	NC State	51 83					66	N	SFA	68 70	135	H	Chattanooga	50 58					
								91	H	James Madison	72 65	193	H	Samford	64 57					
												201	N	Sacramento St.	61 65					
												223	H	Elon	62 77					
												269	A	Fla. Atlantic	72 68					
-----																				
LAST 12 Division I GAMES:																				
135	H	Chattanooga	50 58	201	N	Sacramento St.	61 65	66	N	SFA	68 70	5	A	NC State	51 83					
269	A	Fla. Atlantic	72 68					223	H	Elon	62 77	193	H	Samford	64 57					
				91	H	James Madison	72 65													

Non-Div I Games: Mid-Atlantic Christ.115 48

Hampton

Average RPI Win: 207

Average RPI Loss: 47

WON-LOST  
RECORDWINNING  
PCT. RANKLAST 10  
GAMESSTRENGTH OF  
SCHEDULEOPP. STRENGTH  
OF SCHEDULETEAM  
RPIADJ.  
RPICONF.  
RPIADJ CONF.  
RPIDIV. I ONLY  
DIV. I NON-CONF.5- 7  
5- 7206  
2064-6  
0- 140  
40105  
105129  
129129  
12924  
2424  
24

TOTALS

RPI 1-25

RPI 26-50

W-L RECORDS

RPI 51-100

RPI 101-150

RPI 150+

5- 7

0- 3

0- 2

OVERALL

0- 1

2- 1

3- 0

4- 2

0- 0

0- 1

HOME

0- 1

1- 0

3- 0

1- 3

0- 2

0- 1

AWAY

0- 0

1- 0

0- 0

0- 2

0- 1

0- 0

NEUTRAL

0- 0

0- 1

0- 0

5- 7

0- 3

0- 2

NON-CONFERENCE

0- 1

2- 1

3- 0

4- 2

0- 0

0- 1

HOME

0- 1

1- 0

3- 0

1- 3

0- 2

0- 1

AWAY

0- 0

1- 0

0- 0

0- 2

0- 1

0- 0

NEUTRAL

0- 0

0- 1

0- 0

0- 0

0- 0

0- 0

CONFERENCE

0- 0

0- 0

0- 0

0- 0

0- 0

0- 0

HOME

0- 0

0- 0

0- 0

0- 0

0- 0

0- 0

AWAY

0- 0

0- 0

0- 0

0- 0

0- 0

0- 0

NEUTRAL

0- 0

0- 0

0- 0

RPI 1-25

RPI 26-50

RPI 51-100

RPI 101+

Team's RPI: 129

RPI	S	Opponent	Score
9	N	Louisville	69 86
20	A	Miami (FL)	62 75
23	A	New Mexico	65 72

RPI	S	Opponent	Score
29	A	Villanova	41 59
33	H	Michigan St.	66 74

RPI	S	Opponent	Score
87	H	Princeton	38 75

RPI	S	Opponent	Score
116	A	Rhode Island	65 51
126	N	Southern Ill.	50 72
143	H	Harvard	73 60
160	H	William & Mary	50 45
284	H	Bryant	67 57
333	H	Morgan St.	80 59

LAST 12 Division I GAMES:

23	A	New Mexico	65 72	116	A	Rhode Island	65 51
20	A	Miami (FL)	62 75	284	H	Bryant	67 57
87	H	Princeton	38 75	160	H	William & Mary	50 45
33	H	Michigan St.	66 74	9	N	Louisville	69 86
333	H	Morgan St.	80 59	126	N	Southern Ill.	50 72
29	A	Villanova	41 59	143	H	Harvard	73 60

H  
a  
r  
t  
f  
o  
r  
dH  
a  
r  
t  
f  
o  
r  
d

Non-Div I Games:

Hartford

Loss, 
 Non-Conf, S Site, 
 H Home
A Away 
 N Neutral

Average RPI Win: 215 WON-LOST WINNING LAST 10 STRENGTH OF OPP. STRENGTH TEAM ADJ. CONF. ADJ CONF.  
Average RPI Loss: 61 RECORD PCT. RANK GAMES SCHEDULE OF SCHEDULE RPI RPI RPI RPI

DIV. I ONLY	5- 6	176	5-5	126	32	143	143	12	12
DIV. I NON-CONF.	5- 6	176	1- 0	126	32	143	143	12	12
TOTALS	RPI 1-25	RPI 26-50	W-L RECORDS	RPI 51-100	RPI 101-150	RPI 150+			
5- 6	0- 1	0- 1	OVERALL	0- 3	1- 1	4- 0			
2- 3	0- 0	0- 1	HOME	0- 2	0- 0	2- 0			
2- 3	0- 1	0- 0	AWAY	0- 1	1- 1	1- 0			
1- 0	0- 0	0- 0	NEUTRAL	0- 0	0- 0	1- 0			
5- 6	0- 1	0- 1	NON-CONFERENCE	0- 3	1- 1	4- 0			
2- 3	0- 0	0- 1	HOME	0- 2	0- 0	2- 0			
2- 3	0- 1	0- 0	AWAY	0- 1	1- 1	1- 0			
1- 0	0- 0	0- 0	NEUTRAL	0- 0	0- 0	1- 0			
0- 0	0- 0	0- 0	CONFERENCE	0- 0	0- 0	0- 0			
0- 0	0- 0	0- 0	HOME	0- 0	0- 0	0- 0			
0- 0	0- 0	0- 0	AWAY	0- 0	0- 0	0- 0			
0- 0	0- 0	0- 0	NEUTRAL	0- 0	0- 0	0- 0			

RPI	S	Opponent	Score	RPI	S	Opponent	Score	RPI	S	Opponent	Score	RPI	S	Opponent	Score	Team's RPI: 143
1	A	Notre Dame	58 103	38	H	Maine	60 67	61	H	Quinnipiac	67 72	129	A	Hartford	60 73	
								62	H	Rutgers	49 60	150	A	CSUN	75 55	
								72	A	Purdue	65 66	168	N	Jacksonville St.	69 62	
												205	H	Boston U.	67 47	
												257	H	La Salle	88 43	
												294	A	Siena	73 54	
LAST 12 Division I GAMES:																
150	A	CSUN	75 55	61	H	Quinnipiac	67 72	168	N	Jacksonville St.	69 62					
205	H	Boston U.	67 47	129	A	Hartford	60 73									
62	H	Rutgers	49 60	294	A	Siena	73 54									
38	H	Maine	60 67	257	H	La Salle	88 43									
1	A	Notre Dame	58 103	72	A	Purdue	65 66									

Non-Div I Games:

Harvard

Average RPI Win: 238

Average RPI Loss: 133

WON-LOST  
RECORDWINNING  
PCT. RANKLAST 10  
GAMESSTRENGTH OF  
SCHEDULEOPP. STRENGTH  
OF SCHEDULETEAM  
RPIADJ.  
RPICONF.  
RPIADJ CONF.  
RPIDIV. I ONLY  
DIV. I NON-CONF.3- 8  
3- 8264  
2644-6  
0- 1162  
162163  
163264  
264264  
26420  
2020  
20

TOTALS

RPI 1-25

RPI 26-50

W-L RECORDS

RPI 51-100

RPI 101-150

RPI 150+

3- 8

0- 1

0- 0

OVERALL

0- 2

1- 1

2- 4

2- 5

0- 1

0- 0

HOME

0- 1

1- 1

1- 2

1- 2

0- 0

0- 0

AWAY

0- 0

0- 0

1- 2

0- 1

0- 0

0- 0

NEUTRAL

0- 1

0- 0

0- 0

3- 8

0- 1

0- 0

NON-CONFERENCE

0- 2

1- 1

2- 4

2- 5

0- 1

0- 0

HOME

0- 1

1- 1

1- 2

1- 2

0- 0

0- 0

AWAY

0- 0

0- 0

1- 2

0- 1

0- 0

0- 0

NEUTRAL

0- 1

0- 0

0- 0

0- 0

0- 0

0- 0

CONFERENCE

0- 0

0- 0

0- 0

0- 0

0- 0

0- 0

HOME

0- 0

0- 0

0- 0

0- 0

0- 0

0- 0

AWAY

0- 0

0- 0

0- 0

0- 0

0- 0

0- 0

NEUTRAL

0- 0

0- 0

0- 0

RPI 1-25

RPI 26-50

RPI 51-100

RPI 101+

Team's RPI: 264

RPI	S	Opponent	Score
4	H	Stanford	59 81

RPI	S	Opponent	Score
85	N	Utah	48 73
93	H	Portland	65 72

RPI	S	Opponent	Score
117	H	FGCU	67 73
139	H	Idaho	69 61
182	H	American	57 69
188	A	San Diego	50 58
196	A	San Diego St.	57 58
202	H	Pepperdine	64 65
251	A	UNLV	66 61
323	H	Seattle U	67 51

RPI	S	Opponent	Score
117	H	FGCU	67 73
139	H	Idaho	69 61
182	H	American	57 69
188	A	San Diego	50 58
196	A	San Diego St.	57 58
202	H	Pepperdine	64 65
251	A	UNLV	66 61
323	H	Seattle U	67 51

LAST 12 Division I GAMES:

85	N	Utah	48	73	182	H	American	57	69
251	A	UNLV	66	61	323	H	Seattle U	67	51
139	H	Idaho	69	61	93	H	Portland	65	72
4	H	Stanford	59	81	188	A	San Diego	50	58
117	H	FGCU	67	73	196	A	San Diego St.	57	58
					202	H	Pepperdine	64	65

Non-Div I Games: Hawai i Paci fic 66 51

Hawai i

Average RPI	Win:	273	WON-LOST	WINNING	LAST 10	STRENGTH OF	OPP. STRENGTH	TEAM	ADJ.	CONF.	ADJ CONF.
Average RPI	Loss:	112	RECORD	PCT. RANK	GAMES	SCHEDULE	OF SCHEDULE	RPI	RPI	RPI	RPI
DIV. I ONLY		4- 4		159	6-4	168	261	188	188	29	29
DIV. I NON-CONF.		4- 4		159	1- 0	168	261	188	188	29	29
-----											
TOTALS	RPI 1-25		RPI 26-50		W-L RECORDS	RPI 51-100		RPI 101-150		RPI 150+	
4- 4	0- 1		0- 0		OVERALL	0- 1		0- 1		4- 1	
4- 0	0- 0		0- 0		HOME	0- 0		0- 0		4- 0	
0- 4	0- 1		0- 0		AWAY	0- 1		0- 1		0- 1	
0- 0	0- 0		0- 0		NEUTRAL	0- 0		0- 0		0- 0	
4- 4	0- 1		0- 0		NON-CONFERENCE	0- 1		0- 1		4- 1	
4- 0	0- 0		0- 0		HOME	0- 0		0- 0		4- 0	
0- 4	0- 1		0- 0		AWAY	0- 1		0- 1		0- 1	
0- 0	0- 0		0- 0		NEUTRAL	0- 0		0- 0		0- 0	
0- 0	0- 0		0- 0		CONFERENCE	0- 0		0- 0		0- 0	
0- 0	0- 0		0- 0		HOME	0- 0		0- 0		0- 0	
0- 0	0- 0		0- 0		AWAY	0- 0		0- 0		0- 0	
0- 0	0- 0		0- 0		NEUTRAL	0- 0		0- 0		0- 0	

RPI 1-25				RPI 26-50				RPI 51-100				RPI 101+ Team's RPI: 188			
RPI	S	Opponent	Score	RPI	S	Opponent	Score	RPI	S	Opponent	Score	RPI	S	Opponent	Score
18	A	Kentucky	49 71					84	A	Clemson	64 83	125	A	Miami (OH)	55 68
												182	H	American	66 61
												219	A	Davidson	62 71
												274	H	UNC Greensboro	82 75
												296	H	Norfolk St.	83 51
												339	H	N.C. Central	80 69
-----															
LAST 12 Division I GAMES:															
182	H	American	66 61	18	A	Kentucky	49 71	339	H	N.C. Central	80 69				
296	H	Norfolk St.	83 51												
84	A	Clemson	64 83												
274	H	UNC Greensboro	82 75												
219	A	Davidson	62 71												
125	A	Miami (OH)	55 68												

Non-Div I Games: Greensboro 102 50 Mars Hill 86 36

High Point

Hofstra				Through Games Of Dec. 23, 2018							
Average RPI	Win:	263	WON-LOST	WINNING	LAST 10	STRENGTH OF	OPP. STRENGTH	TEAM	ADJ.	CONF.	ADJ CONF.
Average RPI	Loss:	165	RECORD	PCT. RANK	GAMES	SCHEDULE	OF SCHEDULE	RPI	RPI	RPI	RPI
DIV. I ONLY		5- 6		176	4-6	265	229	228	228	13	13
DIV. I NON-CONF.		5- 6		176	1- 0	265	229	228	228	13	13
-----											
TOTALS	RPI 1-25		RPI 26-50		W-L RECORDS	RPI 51-100		RPI 101-150		RPI 150+	
5- 6	0- 0		0- 0		OVERALL	0- 2		0- 1		5- 3	
1- 2	0- 0		0- 0		HOME	0- 0		0- 0		1- 2	
3- 2	0- 0		0- 0		AWAY	0- 0		0- 1		3- 1	
1- 2	0- 0		0- 0		NEUTRAL	0- 2		0- 0		1- 0	
5- 6	0- 0		0- 0		NON-CONFERENCE	0- 2		0- 1		5- 3	
1- 2	0- 0		0- 0		HOME	0- 0		0- 0		1- 2	
3- 2	0- 0		0- 0		AWAY	0- 0		0- 1		3- 1	
1- 2	0- 0		0- 0		NEUTRAL	0- 2		0- 0		1- 0	
0- 0	0- 0		0- 0		CONFERENCE	0- 0		0- 0		0- 0	
0- 0	0- 0		0- 0		HOME	0- 0		0- 0		0- 0	
0- 0	0- 0		0- 0		AWAY	0- 0		0- 0		0- 0	
0- 0	0- 0		0- 0		NEUTRAL	0- 0		0- 0		0- 0	

RPI 1-25				RPI 26-50				RPI 51-100				RPI 101+ Team's RPI: 228			
RPI	S	Opponent	Score	RPI	S	Opponent	Score	RPI	S	Opponent	Score	RPI	S	Opponent	Score
								79	N	Marist	57 71	108	A	Stony Brook	49 77
								81	N	Wright St.	64 93	198	A	Holy Cross	66 72
												233	A	St. Bonaventure	67 59
												237	H	Sacred Heart	64 70
												248	N	Stetson	53 50
												256	H	Iona	74 49
												283	A	UMBC	45 42
												285	H	Col umbi a	63 65
												294	A	Si ena	57 50
LAST 12 Division I GAMES:															
				248	N	Stetson	53 50	294	A	Si ena	57 50				
				79	N	Marist	57 71	283	A	UMBC	45 42				
				81	N	Wright St.	64 93	198	A	Holy Cross	66 72				
				233	A	St. Bonaventure	67 59	237	H	Sacred Heart	64 70				
				108	A	Stony Brook	49 77	256	H	Iona	74 49				
				285	H	Col umbi a	63 65								

Non-Div I Games:

Hofstra

Average RPI Win:	262	WON-LOST	WINNING	LAST 10	STRENGTH OF	OPP. STRENGTH	TEAM	ADJ.	CONF.	ADJ CONF.
Average RPI Loss:	213	RECORD	PCT. RANK	GAMES	SCHEDULE	OF SCHEDULE	RPI	RPI	RPI	RPI
DIV. I ONLY	7- 3	81	7-3	321	238	198	198	26	26	
DIV. I NON-CONF.	7- 3	81	1- 0	321	238	198	198	26	26	
-----										
TOTALS	RPI 1-25	RPI 26-50	W-L RECORDS	RPI 51-100	RPI 101-150	RPI 150+				
7- 3	0- 0	0- 0	OVERALL	0- 1	1- 0	6- 2				
5- 1	0- 0	0- 0	HOME	0- 0	1- 0	4- 1				
2- 2	0- 0	0- 0	AWAY	0- 1	0- 0	2- 1				
0- 0	0- 0	0- 0	NEUTRAL	0- 0	0- 0	0- 0				
7- 3	0- 0	0- 0	NON-CONFERENCE	0- 1	1- 0	6- 2				
5- 1	0- 0	0- 0	HOME	0- 0	1- 0	4- 1				
2- 2	0- 0	0- 0	AWAY	0- 1	0- 0	2- 1				
0- 0	0- 0	0- 0	NEUTRAL	0- 0	0- 0	0- 0				
0- 0	0- 0	0- 0	CONFERENCE	0- 0	0- 0	0- 0				
0- 0	0- 0	0- 0	HOME	0- 0	0- 0	0- 0				
0- 0	0- 0	0- 0	AWAY	0- 0	0- 0	0- 0				
0- 0	0- 0	0- 0	NEUTRAL	0- 0	0- 0	0- 0				

RPI 1-25				RPI 26-50				RPI 51-100				RPI 101+ Team's RPI: 198						
RPI	S	Opponent	Score	RPI	S	Opponent	Score	RPI	S	Opponent	Score	RPI	S	Opponent	Score			
								82	A	Boston College	63	89		116	H	Rhode Island	73	65
														228	H	Hofstra	72	66
														245	H	Rider	71	61
														253	H	Brown	85	89
														273	H	UMass Lowell	63	54
														305	A	New Hampshire	62	74
														312	A	Vermont	65	40
														318	A	Albany (NY)	56	50
														341	H	Manhattan	61	53
LAST 12 Division I GAMES:																		
318	A	Albany (NY)	56	50	341	H	Manhattan	61	53									
116	H	Rhode Island	73	65	305	A	New Hampshire	62	74									
253	H	Brown	85	89	228	H	Hofstra	72	66									
82	A	Boston College	63	89	273	H	UMass Lowell	63	54									
245	H	Rider	71	61	312	A	Vermont	65	40									

Non-Div I Games:

Holy Cross





Average RPI Win:	314	WON-LOST	WINNING	LAST 10	STRENGTH OF	OPP. STRENGTH	TEAM	ADJ.	CONF.	ADJ CONF.
Average RPI Loss:	186	RECORD	PCT. RANK	GAMES	SCHEDULE	OF SCHEDULE	RPI	RPI	RPI	RPI
DIV. I ONLY	1- 5	311	5-5	99	345	292	292	23	23	
DIV. I NON-CONF.	1- 5	311	0- 0	99	345	292	292	23	23	
-----										
TOTALS	RPI 1-25	RPI 26-50	W-L RECORDS	RPI 51-100	RPI 101-150	RPI 150+				
1- 5	0- 0	0- 0	OVERALL	0- 0	0- 2	1- 3				
1- 1	0- 0	0- 0	HOME	0- 0	0- 1	1- 0				
0- 4	0- 0	0- 0	AWAY	0- 0	0- 1	0- 3				
0- 0	0- 0	0- 0	NEUTRAL	0- 0	0- 0	0- 0				
1- 5	0- 0	0- 0	NON-CONFERENCE	0- 0	0- 2	1- 3				
1- 1	0- 0	0- 0	HOME	0- 0	0- 1	1- 0				
0- 4	0- 0	0- 0	AWAY	0- 0	0- 1	0- 3				
0- 0	0- 0	0- 0	NEUTRAL	0- 0	0- 0	0- 0				
0- 0	0- 0	0- 0	CONFERENCE	0- 0	0- 0	0- 0				
0- 0	0- 0	0- 0	HOME	0- 0	0- 0	0- 0				
0- 0	0- 0	0- 0	AWAY	0- 0	0- 0	0- 0				
0- 0	0- 0	0- 0	NEUTRAL	0- 0	0- 0	0- 0				

RPI 1-25				RPI 26-50				RPI 51-100				RPI 101+				Team's RPI: 292
RPI	S	Opponent	Score	RPI	S	Opponent	Score	RPI	S	Opponent	Score	RPI	S	Opponent	Score	
												112	A	Oklahoma St.	44	77
												127	H	Oral Roberts	56	74
												192	A	Texas Tech	76	82
												236	A	Wichita St.	50	68
												261	A	North Texas	75	100
												314	H	La. -Monroe	68	60
-----																
LAST 12 Division I GAMES:																
				314	H	La. -Monroe	68	60	127	H	Oral Roberts	56	74			
									112	A	Oklahoma St.	44	77			
									261	A	North Texas	75	100			
									192	A	Texas Tech	76	82			
									236	A	Wichita St.	50	68			

Non-Div I Games: Howard Payne 93 60 Tex. A&M Int'l 81 48 McMurry 92 41 Southwest (NM) 100 57  
Houston Baptist

Average RPI Win: **273**  
 Average RPI Loss: **190**

WON-LOST  
RECORD

WINNING  
PCT. RANK

LAST 10  
GAMES

STRENGTH OF  
SCHEDULE

OPP. STRENGTH  
OF SCHEDULE

TEAM  
RPI

ADJ.  
RPI

CONF.  
RPI

ADJ CONF.  
RPI

DIV. I ONLY	7- 5	132	5-5	307	274	210	210	32	32
DIV. I NON-CONF.	7- 5	132	0- 1	307	274	210	210	32	32
-----									
TOTALS	RPI 1-25	RPI 26-50	W-L RECORDS	RPI 51-100	RPI 101-150	RPI 150+			
7- 5	0- 0	0- 0	OVERALL	0- 1	0- 1	7- 3			
2- 2	0- 0	0- 0	HOME	0- 1	0- 0	2- 1			
5- 3	0- 0	0- 0	AWAY	0- 0	0- 1	5- 2			
0- 0	0- 0	0- 0	NEUTRAL	0- 0	0- 0	0- 0			
7- 5	0- 0	0- 0	NON-CONFERENCE	0- 1	0- 1	7- 3			
2- 2	0- 0	0- 0	HOME	0- 1	0- 0	2- 1			
5- 3	0- 0	0- 0	AWAY	0- 0	0- 1	5- 2			
0- 0	0- 0	0- 0	NEUTRAL	0- 0	0- 0	0- 0			
0- 0	0- 0	0- 0	CONFERENCE	0- 0	0- 0	0- 0			
0- 0	0- 0	0- 0	HOME	0- 0	0- 0	0- 0			
0- 0	0- 0	0- 0	AWAY	0- 0	0- 0	0- 0			
0- 0	0- 0	0- 0	NEUTRAL	0- 0	0- 0	0- 0			

RPI 1-25				RPI 26-50				RPI 51-100				RPI 101+				Team's RPI: 210
RPI	S	Opponent	Score	RPI	S	Opponent	Score	RPI	S	Opponent	Score	RPI	S	Opponent	Score	
								96	H	Mercer	70 85	134	A	Cincinnati	51 85	
												160	A	William & Mary	75 88	
												180	A	Campbell	69 64	
												191	H	George Mason	73 59	
												257	A	La Salle	57 54	
												266	A	Richmond	60 67	
												288	A	Niagara	68 61	
												294	H	Siena	81 86	
												322	A	FIU	89 62	
												329	H	NJIT	77 57	
												344	A	Fairleigh Dickinson	79 58	
LAST 12 Division I GAMES:																
								96	H	Mercer	70 85	134	A	Cincinnati	51 85	
								322	A	FIU	89 62	344	A	Fairleigh Dickinson	79 58	
								180	A	Campbell	69 64	294	H	Siena	81 86	
								266	A	Richmond	60 67	160	A	William & Mary	75 88	
								288	A	Niagara	68 61	329	H	NJIT	77 57	
								191	H	George Mason	73 59	257	A	La Salle	57 54	

Non-Div I Games:

Howard

I  
U  
P  
U  
I

IUPUI				Through Games Of Dec. 23, 2018																
Average RPI Win:		181	WON-LOST RECORD		WINNING PCT. RANK		LAST 10 GAMES		STRENGTH OF SCHEDULE		OPP. STRENGTH OF SCHEDULE		TEAM RPI		ADJ. RPI		CONF. RPI		ADJ CONF. RPI	
Average RPI Loss:		91																		
DIV. I ONLY			5- 5		159		5-5		27		208		57		57		15		15	
DIV. I NON-CONF.			5- 5		159		0- 1		27		208		57		57		15		15	
TOTALS			RPI 1-25		RPI 26-50		W-L RECORDS		RPI 51-100		RPI 101-150		RPI 150+							
5- 5			0- 1		0- 0		OVERALL		1- 2		1- 1		3- 1							
1- 2			0- 0		0- 0		HOME		1- 2		0- 0		0- 0							
3- 3			0- 1		0- 0		AWAY		0- 0		0- 1		3- 1							
1- 0			0- 0		0- 0		NEUTRAL		0- 0		1- 0		0- 0							
5- 5			0- 1		0- 0		NON-CONFERENCE		1- 2		1- 1		3- 1							
1- 2			0- 0		0- 0		HOME		1- 2		0- 0		0- 0							
3- 3			0- 1		0- 0		AWAY		0- 0		0- 1		3- 1							
1- 0			0- 0		0- 0		NEUTRAL		0- 0		1- 0		0- 0							
0- 0			0- 0		0- 0		CONFERENCE		0- 0		0- 0		0- 0							
0- 0			0- 0		0- 0		HOME		0- 0		0- 0		0- 0							
0- 0			0- 0		0- 0		AWAY		0- 0		0- 0		0- 0							
0- 0			0- 0		0- 0		NEUTRAL		0- 0		0- 0		0- 0							

I  
U  
P  
U  
I

RPI 1-25				RPI 26-50				RPI 51-100				Team's RPI: 57				RPI 101+			
RPI	S	Opponent	Score	RPI	S	Opponent	Score	RPI	S	Opponent	Score	RPI	S	Opponent	Score	RPI	S	Opponent	Score
11	A	Iowa	58 72					67	H	UNI	40 53	126	A	Southern Ill.	73 78				
								70	H	UT Martin	73 72	128	N	VCU	63 61				
								71	H	Ohio	66 73					167	A	Indiana St.	64 59
																179	A	Wisconsin	64 65
																254	A	Ole Miss	66 58
																287	A	UTSA	58 50
LAST 12 Division I GAMES:																			
				71	H	Ohio	66 73					126	A	Southern Ill.	73 78				
				11	A	Iowa	58 72					179	A	Wisconsin	64 65				
				167	A	Indiana St.	64 59					70	H	UT Martin	73 72				
				67	H	UNI	40 53					254	A	Ole Miss	66 58				
				128	N	VCU	63 61												
				287	A	UTSA	58 50												

Non-Div I Games: Purdue Northwest 101 40

IUPUI

Average RPI Win: 204  
Average RPI Loss: 108

WON-LOST  
RECORD

WINNING  
PCT. RANK

LAST 10  
GAMES

STRENGTH OF  
SCHEDULE

OPP. STRENGTH  
OF SCHEDULE

TEAM  
RPI

ADJ.  
RPI

CONF.  
RPI

ADJ CONF.  
RPI

DIV. I ONLY	3- 6	240	3-6	50	162	139	139	11	11
DIV. I NON-CONF.	3- 6	240	0- 1	50	162	139	139	11	11
-----									
TOTALS	RPI 1-25	RPI 26-50	W-L RECORDS	RPI 51-100	RPI 101-150	RPI 150+			
3- 6	0- 2	0- 1	OVERALL	0- 1	1- 0	2- 2			
2- 0	0- 0	0- 0	HOME	0- 0	1- 0	1- 0			
1- 5	0- 2	0- 1	AWAY	0- 0	0- 0	1- 2			
0- 1	0- 0	0- 0	NEUTRAL	0- 1	0- 0	0- 0			
3- 6	0- 2	0- 1	NON-CONFERENCE	0- 1	1- 0	2- 2			
2- 0	0- 0	0- 0	HOME	0- 0	1- 0	1- 0			
1- 5	0- 2	0- 1	AWAY	0- 0	0- 0	1- 2			
0- 1	0- 0	0- 0	NEUTRAL	0- 1	0- 0	0- 0			
0- 0	0- 0	0- 0	CONFERENCE	0- 0	0- 0	0- 0			
0- 0	0- 0	0- 0	HOME	0- 0	0- 0	0- 0			
0- 0	0- 0	0- 0	AWAY	0- 0	0- 0	0- 0			
0- 0	0- 0	0- 0	NEUTRAL	0- 0	0- 0	0- 0			

RPI 1-25				RPI 26-50				RPI 51-100				RPI 101+ Team's RPI: 139			
RPI	S	Opponent	Score	RPI	S	Opponent	Score	RPI	S	Opponent	Score	RPI	S	Opponent	Score
4	A	Stanford	71 115	45	A	Wyomi ng	61 64	78	N	Boi se St.	85 91	150	H	CSUN	88 73
16	A	Gonzaga	51 88									192	A	Texas Tech	88 77
												243	A	Long Beach St.	63 70
												264	A	Hawai i	61 69
												270	H	San Franci sco	70 63
LAST 12 Division I GAMES:															
270	H	San Francisco	70 63	16	A	Gonzaga	51 88								
243	A	Long Beach St.	63 70	45	A	Wyomi ng	61 64								
78	N	Boi se St.	85 91	264	A	Hawai i	61 69								
192	A	Texas Tech	88 77												
4	A	Stanford	71 115												
150	H	CSUN	88 73												

Non-Div I Games:

Idaho

Average RPI Win: 245

Average RPI Loss: 67

WON-LOST  
RECORDWINNING  
PCT. RANKLAST 10  
GAMESSTRENGTH OF  
SCHEDULEOPP. STRENGTH  
OF SCHEDULETEAM  
RPIADJ.  
RPICONF.  
RPIADJ CONF.  
RPIDIV. I ONLY  
DIV. I NON-CONF.4- 4  
4- 4159  
1595-4  
1- 020  
20321  
32159  
5959  
5911  
1111  
11

TOTALS

RPI 1-25

RPI 26-50

W-L RECORDS

RPI 51-100

RPI 101-150

RPI 150+

4- 4 0- 1  
2- 0 0- 0  
1- 3 0- 1  
1- 1 0- 00- 0  
0- 0  
0- 0  
0- 0OVERALL  
HOME  
AWAY  
NEUTRAL0- 2  
0- 0  
0- 1  
0- 10- 1  
0- 0  
0- 1  
0- 04- 0  
2- 0  
1- 0  
1- 04- 4 0- 1  
2- 0 0- 0  
1- 3 0- 1  
1- 1 0- 00- 0  
0- 0  
0- 0  
0- 0NON-CONFERENCE  
HOME  
AWAY  
NEUTRAL0- 2  
0- 0  
0- 1  
0- 10- 1  
0- 0  
0- 1  
0- 04- 0  
2- 0  
1- 0  
1- 00- 0 0- 0  
0- 0 0- 0  
0- 0 0- 0  
0- 0 0- 00- 0  
0- 0  
0- 0  
0- 0CONFERENCE  
HOME  
AWAY  
NEUTRAL0- 0  
0- 0  
0- 0  
0- 00- 0  
0- 0  
0- 0  
0- 00- 0  
0- 0  
0- 0  
0- 0

RPI 1-25

RPI 26-50

RPI 51-100

Team's RPI: 59

RPI 101+

RPI S Opponent Score  
16 A Gonzaga 51 70

RPI S Opponent Score

RPI S Opponent Score  
63 N Georgi a Tech 51 74  
85 A Utah 60 74RPI S Opponent Score  
104 A Ari zona 46 71  
202 H Pepperdi ne 65 63  
234 N Kennesaw St. 60 49  
268 A Cal i forn i a Bapti st 72 57  
276 H Utah Valley 80 68

LAST 12 Division I GAMES:

104 A Ari zona 46 71  
268 A Cal i forn i a Bapti st 72 57  
202 H Pepperdi ne 65 63  
276 H Utah Valley 80 68  
63 N Georgi a Tech 51 74  
234 N Kennesaw St. 60 49  
85 A Utah 60 74  
16 A Gonzaga 51 70

Non-Div I Games: Benedictine Mesa 88 51

Idaho St.

Average RPI Win:	256	WON-LOST	WINNING	LAST 10	STRENGTH OF	OPP. STRENGTH	TEAM	ADJ.	CONF.	ADJ CONF.
Average RPI Loss:	113	RECORD	PCT. RANK	GAMES	SCHEDULE	OF SCHEDULE	RPI	RPI	RPI	RPI

DIV. I ONLY	8- 3	69	7-3	235	251	163	163	4	4
DIV. I NON-CONF.	8- 3	69	0- 1	235	251	163	163	4	4
-----									
TOTALS	RPI 1-25	RPI 26-50	W-L RECORDS	RPI 51-100	RPI 101-150	RPI 150+			
8- 3	0- 0	0- 0	OVERALL	0- 2	0- 0	8- 1			
7- 1	0- 0	0- 0	HOME	0- 1	0- 0	7- 0			
1- 1	0- 0	0- 0	AWAY	0- 1	0- 0	1- 0			
0- 1	0- 0	0- 0	NEUTRAL	0- 0	0- 0	0- 1			
8- 3	0- 0	0- 0	NON-CONFERENCE	0- 2	0- 0	8- 1			
7- 1	0- 0	0- 0	HOME	0- 1	0- 0	7- 0			
1- 1	0- 0	0- 0	AWAY	0- 1	0- 0	1- 0			
0- 1	0- 0	0- 0	NEUTRAL	0- 0	0- 0	0- 1			
0- 0	0- 0	0- 0	CONFERENCE	0- 0	0- 0	0- 0			
0- 0	0- 0	0- 0	HOME	0- 0	0- 0	0- 0			
0- 0	0- 0	0- 0	AWAY	0- 0	0- 0	0- 0			
0- 0	0- 0	0- 0	NEUTRAL	0- 0	0- 0	0- 0			

RPI 1-25				RPI 26-50				RPI 51-100				RPI 101+ Team's RPI: 163					
RPI	S	Opponent	Score	RPI	S	Opponent	Score	RPI	S	Opponent	Score	RPI	S	Opponent	Score		
								54	H	Missouri	45	67	167	H	Indiana St.	75	57
								84	A	Clemson	67	69	201	N	Sacramento St.	107	109
													227	H	Eastern Mich.	72	66
													232	H	Alabama A&M	88	60
													255	H	SIUE	74	57
													271	H	Murray St.	84	52
													285	H	Columbia	76	69
													304	H	Valparaiso	73	54
													310	A	Cal Poly	74	51
LAST 12 Division I GAMES:																	
				54	H	Missouri	45	67	227	H	Eastern Mich.	72	66				
				255	H	SIUE	74	57	84	A	Clemson	67	69				
				271	H	Murray St.	84	52	201	N	Sacramento St.	107	109				
				167	H	Indiana St.	75	57	310	A	Cal Poly	74	51				
				232	H	Alabama A&M	88	60	285	H	Columbia	76	69				
									304	H	Valparaiso	73	54				

Non-Div I Games:

Illinois

Average RPI Win:	255	WON-LOST	WINNING	LAST 10	STRENGTH OF	OPP. STRENGTH	TEAM	ADJ.	CONF.	ADJ CONF.
Average RPI Loss:	195	RECORD	PCT. RANK	GAMES	SCHEDULE	OF SCHEDULE	RPI	RPI	RPI	RPI

DIV. I ONLY	5- 4	139	6-4	334	189	247	247	14	14
DIV. I NON-CONF.	5- 4	139	1- 0	334	189	247	247	14	14
<hr/>									
TOTALS	RPI 1-25	RPI 26-50	W-L RECORDS	RPI 51-100	RPI 101-150	RPI 150+			
5- 4	0- 0	0- 1	OVERALL	0- 0	0- 0	5- 3			
4- 0	0- 0	0- 0	HOME	0- 0	0- 0	4- 0			
1- 4	0- 0	0- 1	AWAY	0- 0	0- 0	1- 3			
0- 0	0- 0	0- 0	NEUTRAL	0- 0	0- 0	0- 0			
5- 4	0- 0	0- 1	NON-CONFERENCE	0- 0	0- 0	5- 3			
4- 0	0- 0	0- 0	HOME	0- 0	0- 0	4- 0			
1- 4	0- 0	0- 1	AWAY	0- 0	0- 0	1- 3			
0- 0	0- 0	0- 0	NEUTRAL	0- 0	0- 0	0- 0			
0- 0	0- 0	0- 0	CONFERENCE	0- 0	0- 0	0- 0			
0- 0	0- 0	0- 0	HOME	0- 0	0- 0	0- 0			
0- 0	0- 0	0- 0	AWAY	0- 0	0- 0	0- 0			
0- 0	0- 0	0- 0	NEUTRAL	0- 0	0- 0	0- 0			

RPI 1-25				RPI 26-50				RPI 51-100				RPI 101+ Team's RPI: 247			
RPI	S	Opponent	Score	RPI	S	Opponent	Score	RPI	S	Opponent	Score	RPI	S	Opponent	Score
				31	A	Butler	56 58					176	H	North Dakota	67 55
												215	H	Oakland	62 56
												222	H	Saint Louis	72 67
												227	A	Eastern Mich.	41 50
												255	A	SIUE	61 68
												267	A	Cleveland St.	63 67
												316	A	Northern Ky.	58 53
												346	H	Austin Peay	61 49
<hr/>															
LAST 12 Division I GAMES:															
				222	H	Saint Louis	72 67	267	A	Cleveland St.	63 67				
				316	A	Northern Ky.	58 53	227	A	Eastern Mich.	41 50				
				346	H	Austin Peay	61 49	176	H	North Dakota	67 55				
				215	H	Oakland	62 56	255	A	SIUE	61 68				
				31	A	Butler	56 58								

Non-Div I Games: Maryville (MO) 61 52

Illinois St.



Average RPI		Win: 0	Medianate won		WON-LOST	WINNING	LAST 10	Through Games of Dec. 29, 2018		ADJ.	CONF.	ADJ CONF.
Loss: 152			RECORD	PCT. RANK		GAMES	STRENGTH OF	OPP. STRENGTH	TEAM	RPI	RPI	RPI
							SCHEDULE	OF SCHEDULE	RPI			
DIV. I ONLY		0- 10	334	0-10			74	234	300	300	23	23
DIV. I NON-CONF.		0- 10	334	0- 1			74	234	300	300	23	23
-----												
TOTALS		RPI 1-25		RPI 26-50		W-L RECORDS		RPI 51-100		RPI 101-150		RPI 150+
0- 10		0- 2		0- 1		OVERALL		0- 0		0- 3		0- 4
0- 3		0- 0		0- 0		HOME		0- 0		0- 2		0- 1
0- 7		0- 2		0- 1		AWAY		0- 0		0- 1		0- 3
0- 0		0- 0		0- 0		NEUTRAL		0- 0		0- 0		0- 0
0- 10		0- 2		0- 1		NON-CONFERENCE		0- 0		0- 3		0- 4
0- 3		0- 0		0- 0		HOME		0- 0		0- 2		0- 1
0- 7		0- 2		0- 1		AWAY		0- 0		0- 1		0- 3
0- 0		0- 0		0- 0		NEUTRAL		0- 0		0- 0		0- 0
0- 0		0- 0		0- 0		CONFERENCE		0- 0		0- 0		0- 0
0- 0		0- 0		0- 0		HOME		0- 0		0- 0		0- 0
0- 0		0- 0		0- 0		AWAY		0- 0		0- 0		0- 0
0- 0		0- 0		0- 0		NEUTRAL		0- 0		0- 0		0- 0

RPI 1-25				RPI 26-50				RPI 51-100				RPI 101+ Team's RPI: 300			
RPI	S	Opponent	Score	RPI	S	Opponent	Score	RPI	S	Opponent	Score	RPI	S	Opponent	Score
14	A	South Dakota	43 96	28	A	Minnesota	39 75					104	A	Arizona	42 84
24	A	Arizona St.	43 81									121	H	Houston	60 79
												137	H	UT Arlington	49 97
												196	A	San Diego St.	38 81
												239	A	Massachusetts	59 71
												319	H	Weber St.	64 72
												342	A	Grand Canyon	63 74
-----															
LAST 12 Division I GAMES:															
137	H	UT Arlington	49 97	239	A	Massachusetts	59 71								
104	A	Arizona	42 84	28	A	Minnesota	39 75								
319	H	Weber St.	64 72	342	A	Grand Canyon	63 74								
196	A	San Diego St.	38 81	24	A	Arizona St.	43 81								
121	H	Houston	60 79												
14	A	South Dakota	43 96												

Non-Div I Games:

Incarnate Word

Average RPI Win:	133	WON-LOST	WINNING	LAST 10	STRENGTH OF	OPP. STRENGTH	TEAM	ADJ.	CONF.	ADJ CONF.
Average RPI Loss:	122	RECORD	PCT. RANK	GAMES	SCHEDULE	OF SCHEDULE	RPI	RPI	RPI	RPI
DIV. I ONLY	11- 1	11	9-1	120	16	15	15	4	4	
DIV. I NON-CONF.	11- 1	11	1- 0	120	16	15	15	4	4	
-----										
TOTALS	RPI 1-25	RPI 26-50	W-L RECORDS	RPI 51-100	RPI 101-150	RPI 150+				
11- 1	1- 0	2- 0	OVERALL	1- 0	2- 1	5- 0				
6- 0	0- 0	1- 0	HOME	0- 0	1- 0	4- 0				
4- 0	0- 0	1- 0	AWAY	1- 0	1- 0	1- 0				
1- 1	1- 0	0- 0	NEUTRAL	0- 0	0- 1	0- 0				
11- 1	1- 0	2- 0	NON-CONFERENCE	1- 0	2- 1	5- 0				
6- 0	0- 0	1- 0	HOME	0- 0	1- 0	4- 0				
4- 0	0- 0	1- 0	AWAY	1- 0	1- 0	1- 0				
1- 1	1- 0	0- 0	NEUTRAL	0- 0	0- 1	0- 0				
0- 0	0- 0	0- 0	CONFERENCE	0- 0	0- 0	0- 0				
0- 0	0- 0	0- 0	HOME	0- 0	0- 0	0- 0				
0- 0	0- 0	0- 0	AWAY	0- 0	0- 0	0- 0				
0- 0	0- 0	0- 0	NEUTRAL	0- 0	0- 0	0- 0				

RPI	S	Opponent	Score	RPI	S	Opponent	Score	RPI	S	Opponent	Score	RPI	S	Opponent	Score
14	N	South Dakota	68 60	31	H	Butler	66 46	58	A	Wake Forest	87 73	115	H	Northern Ill.	91 73
				49	A	UCLA	67 65					122	N	Grambling	62 65
												124	A	Loyola Marymount	67 43
												165	H	Missouri St.	98 74
												178	H	Milwaukee	68 66
												215	A	Oakland	59 32
												225	H	Florida	83 64
												286	H	North Florida	75 52
-----															
LAST 12 Division I GAMES:															
				31	H	Butler	66 46	14	N	South Dakota	68 60				
				49	A	UCLA	67 65	122	N	Grambling	62 65				
				58	A	Wake Forest	87 73	124	A	Loyola Marymount	67 43				
				115	H	Northern Ill.	91 73	165	H	Missouri St.	98 74				
				225	H	Florida	83 64	215	A	Oakland	59 32				
				286	H	North Florida	75 52	178	H	Milwaukee	68 66				

Non-Div I Games:

Indiana

Average RPI Win:	281	WON-LOST	WINNING	LAST 10	STRENGTH OF	OPP. STRENGTH	TEAM	ADJ.	CONF.	ADJ CONF.
Average RPI Loss:	108	RECORD	PCT. RANK	GAMES	SCHEDULE	OF SCHEDULE	RPI	RPI	RPI	RPI
DIV. I ONLY	5- 5	159	5-5	213	214	167	167	14	14	
DIV. I NON-CONF.	5- 5	159	0- 1	213	214	167	167	14	14	
-----										
TOTALS	RPI 1-25	RPI 26-50	W-L RECORDS	RPI 51-100	RPI 101-150	RPI 150+				
5- 5	0- 0	0- 1	OVERALL	0- 2	0- 0	5- 2				
1- 1	0- 0	0- 0	HOME	0- 1	0- 0	1- 0				
4- 3	0- 0	0- 1	AWAY	0- 0	0- 0	4- 2				
0- 1	0- 0	0- 0	NEUTRAL	0- 1	0- 0	0- 0				
5- 5	0- 0	0- 1	NON-CONFERENCE	0- 2	0- 0	5- 2				
1- 1	0- 0	0- 0	HOME	0- 1	0- 0	1- 0				
4- 3	0- 0	0- 1	AWAY	0- 0	0- 0	4- 2				
0- 1	0- 0	0- 0	NEUTRAL	0- 1	0- 0	0- 0				
0- 0	0- 0	0- 0	CONFERENCE	0- 0	0- 0	0- 0				
0- 0	0- 0	0- 0	HOME	0- 0	0- 0	0- 0				
0- 0	0- 0	0- 0	AWAY	0- 0	0- 0	0- 0				
0- 0	0- 0	0- 0	NEUTRAL	0- 0	0- 0	0- 0				

RPI 1-25				RPI 26-50				RPI 51-100				RPI 101+ Team's RPI: 167			
RPI	S	Opponent	Score	RPI	S	Opponent	Score	RPI	S	Opponent	Score	RPI	S	Opponent	Score
				31	A	Butler	49 72					163	A	Illinois	57 75
								57	H	IUPUI	59 64	199	A	Eastern Ill.	39 63
								92	N	UC Irvine	61 77	221	A	Southeast Mo. St.	62 51
												222	A	Saint Louis	60 56
												308	A	Marshall	62 53
												311	H	UIC	60 53
												342	A	Grand Canyon	88 81
LAST 12 Division I GAMES:															
				57	H	IUPUI	59 64	199	A	Eastern Ill.	39 63				
				221	A	Southeast Mo. St.	62 51	31	A	Butler	49 72				
				92	N	UC Irvine	61 77	311	H	UIC	60 53				
				342	A	Grand Canyon	88 81	163	A	Illinois	57 75				
				222	A	Saint Louis	60 56								
				308	A	Marshall	62 53								

Non-Div I Games:

Indiana St.

Average RPI Win:	217	WON-LOST	WINNING	LAST 10	STRENGTH OF	OPP. STRENGTH	TEAM	ADJ.	CONF.	ADJ CONF.
Average RPI Loss:	106	RECORD	PCT. RANK	GAMES	SCHEDULE	OF SCHEDULE	RPI	RPI	RPI	RPI
DIV. I ONLY	1- 10	332	1-9	42	200	256	256	28	28	
DIV. I NON-CONF.	1- 10	332	0- 1	42	200	256	256	28	28	
-----										
TOTALS	RPI 1-25	RPI 26-50	W-L RECORDS	RPI 51-100	RPI 101-150	RPI 150+				
1- 10	0- 0	0- 2	OVERALL	0- 4	0- 2	1- 2				
1- 5	0- 0	0- 0	HOME	0- 3	0- 2	1- 0				
0- 5	0- 0	0- 2	AWAY	0- 1	0- 0	0- 2				
0- 0	0- 0	0- 0	NEUTRAL	0- 0	0- 0	0- 0				
1- 10	0- 0	0- 2	NON-CONFERENCE	0- 4	0- 2	1- 2				
1- 5	0- 0	0- 0	HOME	0- 3	0- 2	1- 0				
0- 5	0- 0	0- 2	AWAY	0- 1	0- 0	0- 2				
0- 0	0- 0	0- 0	NEUTRAL	0- 0	0- 0	0- 0				
0- 0	0- 0	0- 0	CONFERENCE	0- 0	0- 0	0- 0				
0- 0	0- 0	0- 0	HOME	0- 0	0- 0	0- 0				
0- 0	0- 0	0- 0	AWAY	0- 0	0- 0	0- 0				
0- 0	0- 0	0- 0	NEUTRAL	0- 0	0- 0	0- 0				

RPI	S	Opponent	Score	RPI	S	Opponent	Score	RPI	S	Opponent	Score	RPI	S	Opponent	Score	Team's RPI: 256
34	A	Kansas	44 75	60	H	Central Mich.	39 82	108	H	Stony Brook	51 53					
46	A	Bucknell	43 81	74	H	Penn	43 66	145	H	Fordham	40 57					
				75	H	St. John's (NY)	35 61	211	A	Temple	39 59					
				76	A	Toledo	38 84	217	H	George Washington	52 43					
								228	A	Hofstra	49 74					
LAST 12 Division I GAMES:																
34	A	Kansas	44 75	145	H	Fordham	40 57									
217	H	George Washington	52 43	108	H	Stony Brook	51 53									
76	A	Toledo	38 84	74	H	Penn	43 66									
75	H	St. John's (NY)	35 61	211	A	Temple	39 59									
228	A	Hofstra	49 74	46	A	Bucknell	43 81									
				60	H	Central Mich.	39 82									

Non-Div I Games:

Iona

Average RPI Win: 141

Average RPI Loss: 11

WON-LOST  
RECORDWINNING  
PCT. RANKLAST 10  
GAMESSTRENGTH OF  
SCHEDULEOPP. STRENGTH  
OF SCHEDULETEAM  
RPIADJ.  
RPICONF.  
RPIADJ CONF.  
RPIDIV. I ONLY  
DIV. I NON-CONF.9- 2  
9- 241  
418-2  
0- 133  
3339  
3911  
1111  
114  
44  
4

TOTALS

RPI 1-25

RPI 26-50

W-L RECORDS

RPI 51-100

RPI 101-150

RPI 150+

9- 2 2- 2

6- 0 1- 0

2- 1 1- 1

1- 1 0- 1

0- 0

0- 0

0- 0

0- 0

OVERALL

HOME

AWAY

NEUTRAL

2- 0

2- 0

0- 0

0- 0

1- 0

1- 0

0- 0

0- 0

4- 0

2- 0

1- 0

1- 0

9- 2 2- 2

6- 0 1- 0

2- 1 1- 1

1- 1 0- 1

0- 0

0- 0

0- 0

0- 0

NON-CONFERENCE

HOME

AWAY

NEUTRAL

2- 0

2- 0

0- 0

0- 0

1- 0

1- 0

0- 0

0- 0

4- 0

2- 0

1- 0

1- 0

0- 0 0- 0

0- 0 0- 0

0- 0 0- 0

0- 0 0- 0

0- 0

0- 0

0- 0

0- 0

CONFERENCE

HOME

AWAY

NEUTRAL

0- 0

0- 0

0- 0

0- 0

0- 0

0- 0

0- 0

0- 0

0- 0

0- 0

0- 0

0- 0

RPI 1-25

Team's RPI: 11

RPI 26-50

RPI 51-100

RPI 101+

RPI	S	Opponent	Score
1	A	Notre Dame	71 105
8	H	Iowa St.	73 70
13	A	Drake	91 82
21	N	Florida St.	67 71

RPI	S	Opponent	Score
-----	---	----------	-------

RPI	S	Opponent	Score
57	H	IUPUI	72 58
67	H	UNI	83 57

RPI	S	Opponent	Score
127	H	Oral Roberts	90 77
161	A	Western Ky.	104 67
195	N	West Virginia	84 81
302	H	Robert Morris	92 63
339	H	N.C. Central	106 39

LAST 12 Division I GAMES:

21	N	Florida St.	67	71	13	A	Drake	91	82
195	N	West Virginia	84	81	67	H	UNI	83	57
339	H	N.C. Central	106	39	57	H	IUPUI	72	58
161	A	Western Ky.	104	67	8	H	Iowa St.	73	70
127	H	Oral Roberts	90	77	302	H	Robert Morris	92	63
					1	A	Notre Dame	71	105

Non-Div I Games:

Iowa

Average RPI Win: 120

Average RPI Loss: 13

WON-LOST  
RECORDWINNING  
PCT. RANKLAST 10  
GAMESSTRENGTH OF  
SCHEDULEOPP. STRENGTH  
OF SCHEDULETEAM  
RPIADJ.  
RPICONF.  
RPIADJ CONF.  
RPIDIV. I ONLY  
DIV. I NON-CONF.9- 2  
9- 241  
418-2  
3- 018  
1873  
738  
88  
85  
55  
5

TOTALS

RPI 1-25

RPI 26-50

W-L RECORDS

RPI 51-100

RPI 101-150

RPI 150+

9- 2 3- 2  
8- 0 3- 0  
0- 2 0- 2  
1- 0 0- 01- 0  
1- 0  
0- 0  
0- 0OVERALL  
HOME  
AWAY  
NEUTRAL0- 0  
0- 0  
0- 0  
0- 01- 0  
1- 0  
0- 0  
0- 04- 0  
3- 0  
0- 0  
1- 09- 2 3- 2  
8- 0 3- 0  
0- 2 0- 2  
1- 0 0- 01- 0  
1- 0  
0- 0  
0- 0NON-CONFERENCE  
HOME  
AWAY  
NEUTRAL0- 0  
0- 0  
0- 0  
0- 01- 0  
1- 0  
0- 0  
0- 04- 0  
3- 0  
0- 0  
1- 00- 0 0- 0  
0- 0 0- 0  
0- 0 0- 0  
0- 0 0- 00- 0  
0- 0  
0- 0  
0- 0CONFERENCE  
HOME  
AWAY  
NEUTRAL0- 0  
0- 0  
0- 0  
0- 00- 0  
0- 0  
0- 0  
0- 00- 0  
0- 0  
0- 0  
0- 0

RPI 1-25 Team's RPI: 8

RPI	S	Opponent	Score
11	A	Iowa	70 73
13	H	Drake	86 81
14	A	South Dakota	59 64
19	H	Auburn	67 64
20	H	Miami (FL)	75 52

RPI 26-50

RPI	S	Opponent	Score
48	H	Arkansas	91 82

RPI 51-100

RPI	S	Opponent	Score
-----	---	----------	-------

RPI 101+

RPI	S	Opponent	Score
115	H	Northern Ill.	70 60
174	H	Prairie View	94 46
176	H	North Dakota	87 35
227	N	Eastern Mich.	85 59
288	H	Niagara	95 35

LAST 12 Division I GAMES:

115	H	Northern Ill.	70 60	20	H	Miami (FL)	75 52
19	H	Auburn	67 64	174	H	Prairie View	94 46
14	A	South Dakota	59 64	13	H	Drake	86 81
227	N	Eastern Mich.	85 59	176	H	North Dakota	87 35
288	H	Niagara	95 35	11	A	Iowa	70 73
				48	H	Arkansas	91 82

I  
o  
w  
a  
s  
t  
.I  
o  
w  
a  
s  
t  
.

Non-Div I Games:

Iowa St.

Average RPI Win:	292	WON-LOST	WINNING	LAST 10	STRENGTH OF	OPP. STRENGTH	TEAM	ADJ.	CONF.	ADJ CONF.
Average RPI Loss:	199	RECORD	PCT. RANK	GAMES	SCHEDULE	OF SCHEDULE	RPI	RPI	RPI	RPI
DIV. I ONLY	2- 6	271	4-6	242	329	307	307	25	25	
DIV. I NON-CONF.	2- 6	271	1- 0	242	329	307	307	25	25	
-----										
TOTALS	RPI 1-25	RPI 26-50	W-L RECORDS	RPI 51-100	RPI 101-150	RPI 150+				
2- 6	0- 1	0- 0	OVERALL	0- 0	0- 1	2- 4				
1- 1	0- 0	0- 0	HOME	0- 0	0- 0	1- 1				
0- 4	0- 1	0- 0	AWAY	0- 0	0- 1	0- 2				
1- 1	0- 0	0- 0	NEUTRAL	0- 0	0- 0	1- 1				
2- 6	0- 1	0- 0	NON-CONFERENCE	0- 0	0- 1	2- 4				
1- 1	0- 0	0- 0	HOME	0- 0	0- 0	1- 1				
0- 4	0- 1	0- 0	AWAY	0- 0	0- 1	0- 2				
1- 1	0- 0	0- 0	NEUTRAL	0- 0	0- 0	1- 1				
0- 0	0- 0	0- 0	CONFERENCE	0- 0	0- 0	0- 0				
0- 0	0- 0	0- 0	HOME	0- 0	0- 0	0- 0				
0- 0	0- 0	0- 0	AWAY	0- 0	0- 0	0- 0				
0- 0	0- 0	0- 0	NEUTRAL	0- 0	0- 0	0- 0				

RPI 1-25				RPI 26-50				RPI 51-100				RPI 101+ Team's RPI: 307			
RPI	S	Opponent	Score	RPI	S	Opponent	Score	RPI	S	Opponent	Score	RPI	S	Opponent	Score
12	A	Mississippi St.	38 105									137	A	UT Arlington	63 99
												213	N	Akron	57 74
												214	H	Southeastern La.	45 50
												272	H	Central Ark.	65 56
												282	A	Memphis	67 68
												311	N	UIC	72 57
												335	A	Louisiana	61 68
LAST 12 Division I GAMES:															
311	N	UIC	72 57	12	A	Mississippi St.	38 105	335	A	Louisiana	61 68	272	H	Central Ark.	65 56
213	N	Akron	57 74					137	A	UT Arlington	63 99	282	A	Memphis	67 68
214	H	Southeastern La.	45 50												

Non-Div I Games: Spring Hill 105 57 Millsaps 88 38

Jackson St.

Average RPI Win:	347	WON-LOST	WINNING	LAST 10	STRENGTH OF	OPP. STRENGTH	TEAM	ADJ.	CONF.	ADJ CONF.
Average RPI Loss:	107	RECORD	PCT. RANK	GAMES	SCHEDULE	OF SCHEDULE	RPI	RPI	RPI	RPI
DIV. I ONLY	2- 6	271	4-6	181	221	238	238	27	27	
DIV. I NON-CONF.	2- 6	271	0- 1	181	221	238	238	27	27	
-----										
TOTALS	RPI 1-25	RPI 26-50	W-L RECORDS	RPI 51-100	RPI 101-150	RPI 150+				
2- 6	0- 1	0- 2	OVERALL	0- 0	0- 1	2- 2				
0- 1	0- 0	0- 0	HOME	0- 0	0- 0	0- 1				
2- 3	0- 1	0- 1	AWAY	0- 0	0- 1	2- 0				
0- 2	0- 0	0- 1	NEUTRAL	0- 0	0- 0	0- 1				
2- 6	0- 1	0- 2	NON-CONFERENCE	0- 0	0- 1	2- 2				
0- 1	0- 0	0- 0	HOME	0- 0	0- 0	0- 1				
2- 3	0- 1	0- 1	AWAY	0- 0	0- 1	2- 0				
0- 2	0- 0	0- 1	NEUTRAL	0- 0	0- 0	0- 1				
0- 0	0- 0	0- 0	CONFERENCE	0- 0	0- 0	0- 0				
0- 0	0- 0	0- 0	HOME	0- 0	0- 0	0- 0				
0- 0	0- 0	0- 0	AWAY	0- 0	0- 0	0- 0				
0- 0	0- 0	0- 0	NEUTRAL	0- 0	0- 0	0- 0				

RPI 1-25				RPI 26-50				RPI 51-100				RPI 101+ Team' s RPI : 238			
RPI	S	Opponent	Score	RPI	S	Opponent	Score	RPI	S	Opponent	Score	RPI	S	Opponent	Score
21	A	Florida St.	46 79	26	N	Old Domini on	76 78					107	A	Penn St.	61 80
				37	A	Texas A&M	53 73					220	H	Bethune-Cookman	56 58
												232	N	Al abama A&M	60 65
												345	A	Savannah St.	68 58
												349	A	CharI eston So.	68 58
LAST 12 Di vi si on I GAMES:															
				107	A	Penn St.	61 80	232	N	Al abama A&M	60 65				
				220	H	Bethune-Cookman	56 58	37	A	Texas A&M	53 73				
				349	A	Charleston So.	68 58								
				26	N	Old Domini on	76 78								
				345	A	Savannah St.	68 58								
				21	A	Florida St.	46 79								

Non-Div I Games: Webber Int'l 73 39 Edward Waters 100 48 Warner 105 55

Jacksonville



Average RPI Win: 262		WON-LOST	WINNING	LAST 10	STRENGTH OF		OPP. STRENGTH	TEAM	ADJ.	CONF.	ADJ CONF.
Loss: 150		RECORD	PCT. RANK	GAMES	SCHEDULE		OF SCHEDULE	RPI	RPI	RPI	RPI
DIV. I ONLY		5- 4	139	6-4	210		272	168	168	21	21
DIV. I NON-CONF.		5- 4	139	0- 1	210		272	168	168	21	21
TOTALS		RPI 1-25	RPI 26-50	W-L RECORDS		RPI 51-100	RPI 101-150	RPI 150+			
5- 4	0- 0	0- 0		OVERALL		0- 0	0- 3	5- 1			
1- 1	0- 0	0- 0		HOME		0- 0	0- 1	1- 0			
4- 1	0- 0	0- 0		AWAY		0- 0	0- 0	4- 1			
0- 2	0- 0	0- 0		NEUTRAL		0- 0	0- 2	0- 0			
5- 4	0- 0	0- 0		NON-CONFERENCE		0- 0	0- 3	5- 1			
1- 1	0- 0	0- 0		HOME		0- 0	0- 1	1- 0			
4- 1	0- 0	0- 0		AWAY		0- 0	0- 0	4- 1			
0- 2	0- 0	0- 0		NEUTRAL		0- 0	0- 2	0- 0			
0- 0	0- 0	0- 0		CONFERENCE		0- 0	0- 0	0- 0			
0- 0	0- 0	0- 0		HOME		0- 0	0- 0	0- 0			
0- 0	0- 0	0- 0		AWAY		0- 0	0- 0	0- 0			
0- 0	0- 0	0- 0		NEUTRAL		0- 0	0- 0	0- 0			

RPI 1-25				RPI 26-50				RPI 51-100				RPI 101+				Team's RPI: 168	
RPI	S	Opponent	Score	RPI	S	Opponent	Score	RPI	S	Opponent	Score	RPI	S	Opponent	Score		
												125 <span>H</span> Mi ami (OH)				41	58
												138 N Washington St.				51	64
												143 N Harvard				62	69
												170 <span>H</span> Georgi a St.				61	56
												192 <span>A</span> Texas Tech				58	71
												232 <span>A</span> Al abama A&M				55	48
												254 <span>A</span> Ole Mi ss				60	49
												317 <span>A</span> Li pscomb				58	46
												337 <span>A</span> Fl ori da A&M				62	31
LAST 12 Division I GAMES:																	
				143 N Harvard				62	69	138 N Washington St.				51	64		
				317 <span>A</span> Li pscomb				58	46	125 <span>H</span> Mi ami (OH)				41	58		
				192 <span>A</span> Texas Tech				58	71	170 <span>H</span> Georgi a St.				61	56		
				337 <span>A</span> Fl ori da A&M				62	31	232 <span>A</span> Al abama A&M				55	48		
										254 <span>A</span> Ole Mi ss				60	49		

Non-Div I Games:	Montevallo	84	52
------------------	------------	----	----

Jacksonville St.

■ Loss, ■ Non-Conf, S Site, H Home A Away N Neutral

Average RPI	Win: 194	WON-LOST	WINNING	LAST 10	STRENGTH OF	OPP. STRENGTH	TEAM	ADJ.	CONF.	ADJ CONF.
Average RPI	Loss: 111	RECORD	PCT. RANK	GAMES	SCHEDULE	OF SCHEDULE	RPI	RPI	RPI	RPI
DIV. I ONLY	7- 3	81	7-3	227	107	91	91	13	13	
DIV. I NON-CONF.	7- 3	81	1- 0	227	107	91	91	13	13	
-----										
TOTALS	RPI 1-25	RPI 26-50	W-L RECORDS	RPI 51-100	RPI 101-150	RPI 150+				
7- 3	0- 0	0- 1	OVERALL	2- 1	1- 0	4- 1				
5- 0	0- 0	0- 0	HOME	2- 0	1- 0	2- 0				
2- 3	0- 0	0- 1	AWAY	0- 1	0- 0	2- 1				
0- 0	0- 0	0- 0	NEUTRAL	0- 0	0- 0	0- 0				
7- 3	0- 0	0- 1	NON-CONFERENCE	2- 1	1- 0	4- 1				
5- 0	0- 0	0- 0	HOME	2- 0	1- 0	2- 0				
2- 3	0- 0	0- 1	AWAY	0- 1	0- 0	2- 1				
0- 0	0- 0	0- 0	NEUTRAL	0- 0	0- 0	0- 0				
0- 0	0- 0	0- 0	CONFERENCE	0- 0	0- 0	0- 0				
0- 0	0- 0	0- 0	HOME	0- 0	0- 0	0- 0				
0- 0	0- 0	0- 0	AWAY	0- 0	0- 0	0- 0				
0- 0	0- 0	0- 0	NEUTRAL	0- 0	0- 0	0- 0				

RPI 1-25				RPI 26-50				RPI 51-100				Team's RPI : 91				RPI 101+			
RPI	S	Opponent	Score	RPI	S	Opponent	Score	RPI	S	Opponent	Score	RPI	S	Opponent	Score	RPI	S	Opponent	Score
				43	A	Maryl and	63 87									140	H	Georgetown	69 57
								58	A	Wake Forest	49 50					217	H	George Washi ngton	50 37
								68	H	Dayton	68 55					231	A	Hampton	65 72
								75	H	St. John' s (NY)	64 51					252	H	Winthrop	56 39
																263	A	Li berty	74 53
																343	A	Del aware St.	103 57
LAST 12 Di vi si on I GAMES:																			
				75	H	St. John' s (NY)	64 51	43	A	Maryl and	63 87								
				58	A	Wake Forest	49 50	68	H	Dayton	68 55								
				343	A	Del aware St.	103 57	263	A	Li berty	74 53								
				217	H	George Washi ngton	50 37	252	H	Winthrop	56 39								
								231	A	Hampton	65 72								
								140	H	Georgetown	69 57								

Non-Div I Games:

James Madison

Average RPI Win: 157

Average RPI Loss: 111

WON-LOST  
RECORDWINNING  
PCT. RANKLAST 10  
GAMESSTRENGTH OF  
SCHEDULEOPP. STRENGTH  
OF SCHEDULETEAM  
RPIADJ.  
RPICONF.  
RPIADJ CONF.  
RPIDIV. I ONLY  
DIV. I NON-CONF.9- 1  
9- 126  
269-1  
1- 0198  
19856  
5634  
3434  
345  
55  
5

TOTALS

RPI 1-25

RPI 26-50

W-L RECORDS

RPI 51-100

RPI 101-150

RPI 150+

9- 1

0- 0

0- 0

OVERALL

1- 0

4- 1

4- 0

6- 0

0- 0

0- 0

HOME

0- 0

2- 0

4- 0

1- 1

0- 0

0- 0

AWAY

1- 0

0- 1

0- 0

2- 0

0- 0

0- 0

NEUTRAL

0- 0

2- 0

0- 0

9- 1

0- 0

0- 0

NON-CONFERENCE

1- 0

4- 1

4- 0

6- 0

0- 0

0- 0

HOME

0- 0

2- 0

4- 0

1- 1

0- 0

0- 0

AWAY

1- 0

0- 1

0- 0

2- 0

0- 0

0- 0

NEUTRAL

0- 0

2- 0

0- 0

0- 0

0- 0

0- 0

CONFERENCE

0- 0

0- 0

0- 0

0- 0

0- 0

0- 0

HOME

0- 0

0- 0

0- 0

0- 0

0- 0

0- 0

AWAY

0- 0

0- 0

0- 0

0- 0

0- 0

0- 0

NEUTRAL

0- 0

0- 0

0- 0

RPI 1-25

RPI 26-50

Team's RPI: 34

RPI 51-100

RPI 101+

RPI S Opponent Score

RPI S Opponent Score

RPI S Opponent Score

RPI S Opponent Score

90 A LSU 68 61

101 N Northwestern 66 57

111 A Nebraska 52 58

122 H Grambling 76 45

127 H Oral Roberts 70 58

138 N Washington St. 71 63

156 H UMKC 67 55

191 H George Mason 77 56

232 H Alabama A&amp;M 65 54

256 H Iona 75 44

LAST 12 Division I GAMES:

101 N Northwestern	66	57	90 A LSU	68	61
138 N Washington St.	71	63	256 H Iona	75	44
122 H Grambling	76	45	191 H George Mason	77	56
111 A Nebraska	52	58	232 H Alabama A&M	65	54
			127 H Oral Roberts	70	58
			156 H UMKC	67	55

Non-Div I Games:

Kansas

Average RPI Win: 176 WON-LOST RECORD WINNING PCT. RANK LAST 10 GAMES STRENGTH OF SCHEDULE OPP. STRENGTH OF SCHEDULE TEAM RPI ADJ. RPI CONF. RPI ADJ CONF. RPI

DIV. I ONLY	8- 3	69	7-3	148	28	69	69	5	5
DIV. I NON-CONF.	8- 3	69	1- 0	148	28	69	69	5	5
TOTALS	RPI 1-25	RPI 26-50	W-L RECORDS	RPI 51-100	RPI 101-150	RPI 150+			
8- 3	0- 2	1- 1	OVERALL	1- 0	1- 0	5- 0			
6- 0	0- 0	1- 0	HOME	0- 0	0- 0	5- 0			
1- 0	0- 0	0- 0	AWAY	0- 0	1- 0	0- 0			
1- 3	0- 2	0- 1	NEUTRAL	1- 0	0- 0	0- 0			
8- 3	0- 2	1- 1	NON-CONFERENCE	1- 0	1- 0	5- 0			
6- 0	0- 0	1- 0	HOME	0- 0	0- 0	5- 0			
1- 0	0- 0	0- 0	AWAY	0- 0	1- 0	0- 0			
1- 3	0- 2	0- 1	NEUTRAL	1- 0	0- 0	0- 0			
0- 0	0- 0	0- 0	CONFERENCE	0- 0	0- 0	0- 0			
0- 0	0- 0	0- 0	HOME	0- 0	0- 0	0- 0			
0- 0	0- 0	0- 0	AWAY	0- 0	0- 0	0- 0			
0- 0	0- 0	0- 0	NEUTRAL	0- 0	0- 0	0- 0			

RPI S Opponent Score	RPI S Opponent Score	RPI S Opponent Score	RPI S Opponent Score
6 N Syracuse 61 70	32 H Lamar University 73 55	87 N Princeton 80 61	148 A Little Rock 53 47
24 N Arizona St. 51 65	42 N DePaul 59 79		156 H UMKC 61 50
			171 H Vanderbilt 72 61
			261 H North Texas 60 42
			272 H Central Ark. 70 54
			279 H Omaha 61 46
LAST 12 Division I GAMES:			
272 H Central Ark. 70 54	42 N DePaul 59 79		
24 N Arizona St. 51 65	6 N Syracuse 61 70		
148 A Little Rock 53 47	156 H UMKC 61 50		
32 H Lamar University 73 55	261 H North Texas 60 42		
171 H Vanderbilt 72 61	279 H Omaha 61 46		
87 N Princeton 80 61			

Non-Div I Games:

Kansas St.

Average RPI Win:	264	WON-LOST	WINNING	LAST 10	STRENGTH OF	OPP. STRENGTH	TEAM	ADJ.	CONF.	ADJ CONF.
Average RPI Loss:	133	RECORD	PCT. RANK	GAMES	SCHEDULE	OF SCHEDULE	RPI	RPI	RPI	RPI

DIV. I ONLY	3- 9	271	3-7	81	288	234	234	27	27
DIV. I NON-CONF.	3- 9	271	1- 0	81	288	234	234	27	27
TOTALS	RPI 1-25	RPI 26-50	W-L RECORDS	RPI 51-100	RPI 101-150	RPI 150+			
3- 9	0- 0	0- 1	OVERALL	0- 3	0- 1	3- 4			
2- 0	0- 0	0- 0	HOME	0- 0	0- 0	2- 0			
0- 5	0- 0	0- 0	AWAY	0- 2	0- 1	0- 2			
1- 4	0- 0	0- 1	NEUTRAL	0- 1	0- 0	1- 2			
3- 9	0- 0	0- 1	NON-CONFERENCE	0- 3	0- 1	3- 4			
2- 0	0- 0	0- 0	HOME	0- 0	0- 0	2- 0			
0- 5	0- 0	0- 0	AWAY	0- 2	0- 1	0- 2			
1- 4	0- 0	0- 1	NEUTRAL	0- 1	0- 0	1- 2			
0- 0	0- 0	0- 0	CONFERENCE	0- 0	0- 0	0- 0			
0- 0	0- 0	0- 0	HOME	0- 0	0- 0	0- 0			
0- 0	0- 0	0- 0	AWAY	0- 0	0- 0	0- 0			
0- 0	0- 0	0- 0	NEUTRAL	0- 0	0- 0	0- 0			

RPI 1-25	RPI 26-50	RPI 51-100	RPI 101+ Team's RPI: 234
RPI S Opponent Score	RPI S Opponent Score	RPI S Opponent Score	RPI S Opponent Score
	33 N Michigan St. 51 75	59 N Idaho St. 49 60	110 A Seton Hall 80 102
		63 A Georgia Tech 35 60	164 A East Carolina 56 68
		96 A Mercer 48 64	170 A Georgia St. 73 79
			220 N Bethune-Cookman 61 64
			224 H Ga. Southern 78 59
			229 H Furman 74 63
			283 N UMBC 53 57
			339 N N.C. Central 78 54
LAST 12 Division I GAMES:			
220 N Bethune-Cookman 61 64	339 N N.C. Central 78 54	59 N Idaho St. 49 60	
63 A Georgia Tech 35 60	164 A East Carolina 56 68	229 H Furman 74 63	
170 A Georgia St. 73 79	224 H Ga. Southern 78 59	283 N UMBC 53 57	
96 A Mercer 48 64	110 A Seton Hall 80 102		
224 H Ga. Southern 78 59			
33 N Michigan St. 51 75			

Non-Div I Games: Middle Ga. St. 80 70

Kennesaw St.

Average RPI Win: 251

Average RPI Loss: 58

WON-LOST  
RECORDWINNING  
PCT. RANKLAST 10  
GAMESSTRENGTH OF  
SCHEDULEOPP. STRENGTH  
OF SCHEDULETEAM  
RPIADJ.  
RPICONF.  
RPIADJ CONF.  
RPIDIV. I ONLY  
DIV. I NON-CONF.6- 4  
6- 4120  
1206-4  
1- 0281  
28140  
40152  
152152  
15210  
1010  
10

TOTALS

RPI 1-25

RPI 26-50

W-L RECORDS

RPI 51-100

RPI 101-150

RPI 150+

6- 4

0- 1

0- 1

OVERALL

0- 1

1- 1

5- 0

3- 1

0- 0

0- 0

HOME

0- 0

1- 1

2- 0

3- 3

0- 1

0- 1

AWAY

0- 1

0- 0

3- 0

0- 0

0- 0

0- 0

NEUTRAL

0- 0

0- 0

0- 0

6- 4

0- 1

0- 1

NON-CONFERENCE

0- 1

1- 1

5- 0

3- 1

0- 0

0- 0

HOME

0- 0

1- 1

2- 0

3- 3

0- 1

0- 1

AWAY

0- 1

0- 0

3- 0

0- 0

0- 0

0- 0

NEUTRAL

0- 0

0- 0

0- 0

0- 0

0- 0

0- 0

CONFERENCE

0- 0

0- 0

0- 0

0- 0

0- 0

0- 0

HOME

0- 0

0- 0

0- 0

0- 0

0- 0

0- 0

AWAY

0- 0

0- 0

0- 0

0- 0

0- 0

0- 0

NEUTRAL

0- 0

0- 0

0- 0

RPI 1-25

RPI 26-50

RPI 51-100

RPI 101+

Team's RPI: 152

RPI	S	Opponent	Score
5	A	NC State	61 78

RPI	S	Opponent	Score
41	A	North Carolina	60 73

RPI	S	Opponent	Score
81	A	Wright St.	55 61

RPI	S	Opponent	Score
103	H	Duquesne	72 77
109	H	Youngstown St.	62 34
215	H	Oakland	75 65
233	A	St. Bonaventure	76 64
302	A	Robert Morris	54 46
316	H	Northern Ky.	62 61
329	A	NJIT	57 40

LAST 12 Division I GAMES:

233	A	St. Bonaventure	76 64
302	A	Robert Morris	54 46
81	A	Wright St.	55 61
103	H	Duquesne	72 77
109	H	Youngstown St.	62 34
215	H	Oakland	75 65

329	A	NJIT	57 40
316	H	Northern Ky.	62 61
5	A	NC State	61 78
41	A	North Carolina	60 73

Non-Div I Games:

Kent St.

Average RPI Win: 153

Average RPI Loss: 9

WON-LOST  
RECORDWINNING  
PCT. RANKLAST 10  
GAMESSTRENGTH OF  
SCHEDULEOPP. STRENGTH  
OF SCHEDULETEAM  
RPIADJ.  
RPICONF.  
RPIADJ CONF.  
RPIDIV. I ONLY  
DIV. I NON-CONF.12- 1  
12- 110  
109-1  
1- 0167  
1677  
718  
1818  
186  
66  
6

TOTALS

RPI 1-25

RPI 26-50

W-L RECORDS

RPI 51-100

RPI 101-150

RPI 150+

12- 1

0- 1

2- 0

OVERALL

1- 0

3- 0

6- 0

9- 0

0- 0

0- 0

HOME

1- 0

2- 0

6- 0

0- 1

0- 1

0- 0

AWAY

0- 0

0- 0

0- 0

3- 0

0- 0

2- 0

NEUTRAL

0- 0

1- 0

0- 0

12- 1

0- 1

2- 0

NON-CONFERENCE

1- 0

3- 0

6- 0

9- 0

0- 0

0- 0

HOME

1- 0

2- 0

6- 0

0- 1

0- 1

0- 0

AWAY

0- 0

0- 0

0- 0

3- 0

0- 0

2- 0

NEUTRAL

0- 0

1- 0

0- 0

0- 0

0- 0

0- 0

CONFERENCE

0- 0

0- 0

0- 0

0- 0

0- 0

0- 0

HOME

0- 0

0- 0

0- 0

0- 0

0- 0

0- 0

AWAY

0- 0

0- 0

0- 0

0- 0

0- 0

0- 0

NEUTRAL

0- 0

0- 0

0- 0

RPI 1-25

Team's RPI: 18

RPI 26-50

RPI 51-100

RPI 101+

RPI	S	Opponent	Score
9	A	Louisville	75 80

RPI	S	Opponent	Score
41	N	North Carolina	85 75
49	N	UCLA	75 74

RPI	S	Opponent	Score
51	H	Middle Tenn.	72 55

RPI	S	Opponent	Score
114	H	Southern U.	91 41
116	H	Rhode Island	75 52
149	N	South Fla.	85 63
158	H	Virginia	63 51
188	H	High Point	71 49
197	H	Alabama St.	87 35
206	H	Morehead St.	87 57
271	H	Murray St.	88 49
295	H	Western Caro.	99 39

LAST 12 Division I GAMES:

9	A	Louisville	75	80	271	H	Murray St.	88	49
116	H	Rhode Island	75	52	295	H	Western Caro.	99	39
206	H	Morehead St.	87	57	51	H	Middle Tenn.	72	55
41	N	North Carolina	85	75	188	H	High Point	71	49
49	N	UCLA	75	74	158	H	Virginia	63	51
149	N	South Fla.	85	63	114	H	Southern U.	91	41

Non-Div I Games:

Kentucky

Average RPI	Win:	0	WON-LOST	WINNING	LAST 10	STRENGTH OF	OPP. STRENGTH	TEAM	ADJ.	CONF.	ADJ CONF.
Average RPI	Loss:	253	RECORD	PCT. RANK	GAMES	SCHEDULE	OF SCHEDULE	RPI	RPI	RPI	RPI
DIV. I ONLY		0- 10		334	0-10	314	336	350	350	31	31
DIV. I NON-CONF.		0- 10		334	0- 1	314	336	350	350	31	31
-----											
TOTALS	RPI 1-25		RPI 26-50		W-L RECORDS	RPI 51-100		RPI 101-150		RPI 150+	
0- 10	0- 0		0- 0		OVERALL	0- 2		0- 0		0- 8	
0- 3	0- 0		0- 0		HOME	0- 0		0- 0		0- 3	
0- 6	0- 0		0- 0		AWAY	0- 1		0- 0		0- 5	
0- 1	0- 0		0- 0		NEUTRAL	0- 1		0- 0		0- 0	
0- 10	0- 0		0- 0		NON-CONFERENCE	0- 2		0- 0		0- 8	
0- 3	0- 0		0- 0		HOME	0- 0		0- 0		0- 3	
0- 6	0- 0		0- 0		AWAY	0- 1		0- 0		0- 5	
0- 1	0- 0		0- 0		NEUTRAL	0- 1		0- 0		0- 0	
0- 0	0- 0		0- 0		CONFERENCE	0- 0		0- 0		0- 0	
0- 0	0- 0		0- 0		HOME	0- 0		0- 0		0- 0	
0- 0	0- 0		0- 0		AWAY	0- 0		0- 0		0- 0	
0- 0	0- 0		0- 0		NEUTRAL	0- 0		0- 0		0- 0	

RPI 1-25				RPI 26-50				RPI 51-100				RPI 101+ Team's RPI: 350					
RPI	S	Opponent	Score	RPI	S	Opponent	Score	RPI	S	Opponent	Score	RPI	S	Opponent	Score		
								92	N	UC Irvine	71	84	169	A	Lehigh	38	72
								95	A	Michigan	38	83	273	H	UMass Lowell	64	69
													278	A	Fairfield	43	71
													290	A	Saint Peter's	59	86
													320	H	Army West Point	42	57
													329	H	NJIT	51	72
													341	A	Manhattan	46	61
													342	A	Grand Canyon	62	65
-----																	
LAST 12 Division I GAMES:																	
273	H	UMass Lowell	64	69	169	A	Lehigh	38	72	329	H	NJIT	51	72			
342	A	Grand Canyon	62	65	95	A	Michigan	38	83	341	A	Manhattan	46	61			
92	N	UC Irvine	71	84													
290	A	Saint Peter's	59	86													
278	A	Fairfield	43	71													
320	H	Army West Point	42	57													

Non-Div I Games:

LIU Brooklyn



Average RPI Win:	179	WON-LOST	WINNING	LAST 10	STRENGTH OF	OPP. STRENGTH	TEAM	ADJ.	CONF.	ADJ CONF.
Average RPI Loss:	56	RECORD	PCT. RANK	GAMES	SCHEDULE	OF SCHEDULE	RPI	RPI	RPI	RPI
DIV. I ONLY	7- 3	81	7-3	122	118	90	90	6	6	
DIV. I NON-CONF.	7- 3	81	1- 0	122	118	90	90	6	6	
-----										
TOTALS	RPI 1-25	RPI 26-50	W-L RECORDS	RPI 51-100	RPI 101-150	RPI 150+				
7- 3	1- 0	0- 1	OVERALL	1- 2	1- 0	4- 0				
5- 2	0- 0	0- 1	HOME	1- 1	1- 0	3- 0				
2- 1	1- 0	0- 0	AWAY	0- 1	0- 0	1- 0				
0- 0	0- 0	0- 0	NEUTRAL	0- 0	0- 0	0- 0				
7- 3	1- 0	0- 1	NON-CONFERENCE	1- 2	1- 0	4- 0				
5- 2	0- 0	0- 1	HOME	1- 1	1- 0	3- 0				
2- 1	1- 0	0- 0	AWAY	0- 1	0- 0	1- 0				
0- 0	0- 0	0- 0	NEUTRAL	0- 0	0- 0	0- 0				
0- 0	0- 0	0- 0	CONFERENCE	0- 0	0- 0	0- 0				
0- 0	0- 0	0- 0	HOME	0- 0	0- 0	0- 0				
0- 0	0- 0	0- 0	AWAY	0- 0	0- 0	0- 0				
0- 0	0- 0	0- 0	NEUTRAL	0- 0	0- 0	0- 0				

RPI 1-25				RPI 26-50				RPI 51-100 Team's RPI: 90				RPI 101+			
RPI	S	Opponent	Score	RPI	S	Opponent	Score	RPI	S	Opponent	Score	RPI	S	Opponent	Score
21	A	Florida St.	58 45	34	H	Kansas	61 68	62	A	Rutgers	43 57	148	H	Little Rock	60 45
								73	H	Tulane	54 56	172	H	Sam Houston St.	66 52
								80	H	Northern Colo.	62 57	175	H	Nicholls St.	76 44
												324	H	McNeese	86 36
												335	A	Louisiana	76 54
LAST 12 Division I GAMES:															
148	H	Little Rock	60 45	335	A	Louisiana	76 54	175	H	Nicholls St.	76 44	62	A	Rutgers	43 57
21	A	Florida St.	58 45					324	H	McNeese	86 36	34	H	Kansas	61 68
73	H	Tulane	54 56												
80	H	Northern Colo.	62 57												
172	H	Sam Houston St.	66 52												

Non-Div I Games:

LSU

Average RPI Win:	271	WON-LOST	WINNING	LAST 10	STRENGTH OF	OPP. STRENGTH	TEAM	ADJ.	CONF.	ADJ CONF.
Average RPI Loss:	133	RECORD	PCT. RANK	GAMES	SCHEDULE	OF SCHEDULE	RPI	RPI	RPI	RPI
DIV. I ONLY	3- 10	284	3-7	147	237	257	257	17	17	
DIV. I NON-CONF.	3- 10	284	0- 1	147	237	257	257	17	17	
-----										
TOTALS	RPI 1-25	RPI 26-50	W-L RECORDS	RPI 51-100	RPI 101-150	RPI 150+				
3- 10	0- 0	0- 1	OVERALL	0- 3	0- 2	3- 4				
1- 3	0- 0	0- 0	HOME	0- 1	0- 0	1- 2				
0- 7	0- 0	0- 1	AWAY	0- 2	0- 2	0- 2				
2- 0	0- 0	0- 0	NEUTRAL	0- 0	0- 0	2- 0				
3- 10	0- 0	0- 1	NON-CONFERENCE	0- 3	0- 2	3- 4				
1- 3	0- 0	0- 0	HOME	0- 1	0- 0	1- 2				
0- 7	0- 0	0- 1	AWAY	0- 2	0- 2	0- 2				
2- 0	0- 0	0- 0	NEUTRAL	0- 0	0- 0	2- 0				
0- 0	0- 0	0- 0	CONFERENCE	0- 0	0- 0	0- 0				
0- 0	0- 0	0- 0	HOME	0- 0	0- 0	0- 0				
0- 0	0- 0	0- 0	AWAY	0- 0	0- 0	0- 0				
0- 0	0- 0	0- 0	NEUTRAL	0- 0	0- 0	0- 0				

RPI 1-25				RPI 26-50				RPI 51-100				RPI 101+ Team's RPI: 257			
RPI	S	Opponent	Score	RPI	S	Opponent	Score	RPI	S	Opponent	Score	RPI	S	Opponent	Score
				29	A	Villanova	68 81	55	A	Oregon St.	46 100	132	A	Providence	47 77
								74	A	Penn	34 65	143	A	Harvard	43 88
								75	H	St. John's (NY)	57 83	154	A	Towson	68 92
												159	H	Drexel	43 58
												202	N	Pepperdine	62 55
												210	H	Howard	54 57
												296	H	Norfolk St.	62 52
												302	A	Robert Morris	39 67
												316	N	Northern Ky.	74 56
LAST 12 Division I GAMES:															
132	A	Providence	47 77	202	N	Pepperdine	62 55	316	N	Northern Ky.	74 56				
159	H	Drexel	43 58	75	H	St. John's (NY)	57 83	296	H	Norfolk St.	62 52				
29	A	Villanova	68 81	74	A	Penn	34 65	74	A	Penn	34 65				
154	A	Towson	68 92	55	A	Oregon St.	46 100								
143	A	Harvard	43 88												
302	A	Robert Morris	39 67												

Non-Div I Games:

La Salle

Average RPI Win:	281	WON-LOST	WINNING	LAST 10	STRENGTH OF	OPP. STRENGTH	TEAM	ADJ.	CONF.	ADJ CONF.
Average RPI Loss:	222	RECORD	PCT. RANK	GAMES	SCHEDULE	OF SCHEDULE	RPI	RPI	RPI	RPI
DIV. I ONLY	4- 5	191	5-5	349	197	314	314	19	19	
DIV. I NON-CONF.	4- 5	191	0- 1	349	197	314	314	19	19	
-----										
TOTALS	RPI 1-25	RPI 26-50	W-L RECORDS	RPI 51-100	RPI 101-150	RPI 150+				
4- 5	0- 0	0- 0	OVERALL	0- 0	0- 0	4- 5				
2- 1	0- 0	0- 0	HOME	0- 0	0- 0	2- 1				
2- 4	0- 0	0- 0	AWAY	0- 0	0- 0	2- 4				
0- 0	0- 0	0- 0	NEUTRAL	0- 0	0- 0	0- 0				
4- 5	0- 0	0- 0	NON-CONFERENCE	0- 0	0- 0	4- 5				
2- 1	0- 0	0- 0	HOME	0- 0	0- 0	2- 1				
2- 4	0- 0	0- 0	AWAY	0- 0	0- 0	2- 4				
0- 0	0- 0	0- 0	NEUTRAL	0- 0	0- 0	0- 0				
0- 0	0- 0	0- 0	CONFERENCE	0- 0	0- 0	0- 0				
0- 0	0- 0	0- 0	HOME	0- 0	0- 0	0- 0				
0- 0	0- 0	0- 0	AWAY	0- 0	0- 0	0- 0				
0- 0	0- 0	0- 0	NEUTRAL	0- 0	0- 0	0- 0				

RPI 1-25				RPI 26-50				RPI 51-100				RPI 101+ Team's RPI: 314			
RPI	S	Opponent	Score	RPI	S	Opponent	Score	RPI	S	Opponent	Score	RPI	S	Opponent	Score
												175	H	Nicholls St.	54 55
												190	A	New Orleans	57 44
												192	A	Texas Tech	42 86
												214	A	Southeastern La.	42 49
												235	A	SMU	38 49
												277	H	Mississippi Val.	72 65
												292	A	Houston Baptist	60 68
												324	H	McNeese	69 60
												332	A	Northwestern St.	63 55
LAST 12 Division I GAMES:															
292	A	Houston Baptist	60 68	214	A	Southeastern La.	42 49								
192	A	Texas Tech	42 86	175	H	Nicholls St.	54 55								
235	A	SMU	38 49	277	H	Mississippi Val.	72 65								
				332	A	Northwestern St.	63 55								
				190	A	New Orleans	57 44								
				324	H	McNeese	69 60								

Non-Div I Games: LSU-Alexandria 93 62

La. -Monroe

Average RPI	Win:	295	WON-LOST	WINNING	LAST 10	STRENGTH OF	OPP. STRENGTH	TEAM	ADJ.	CONF.	ADJ CONF.
Average RPI	Loss:	264	RECORD	PCT. RANK	GAMES	SCHEDULE	OF SCHEDULE	RPI	RPI	RPI	RPI
DIV. I ONLY		5- 5		159	5-5	350	255	334	334	26	26
DIV. I NON-CONF.		5- 5		159	0- 1	350	255	334	334	26	26
-----											
TOTALS	RPI 1-25		RPI 26-50		W-L RECORDS	RPI 51-100		RPI 101-150		RPI 150+	
5- 5	0- 0		0- 0		OVERALL	0- 0		0- 0		5- 5	
3- 2	0- 0		0- 0		HOME	0- 0		0- 0		3- 2	
2- 2	0- 0		0- 0		AWAY	0- 0		0- 0		2- 2	
0- 1	0- 0		0- 0		NEUTRAL	0- 0		0- 0		0- 1	
5- 5	0- 0		0- 0		NON-CONFERENCE	0- 0		0- 0		5- 5	
3- 2	0- 0		0- 0		HOME	0- 0		0- 0		3- 2	
2- 2	0- 0		0- 0		AWAY	0- 0		0- 0		2- 2	
0- 1	0- 0		0- 0		NEUTRAL	0- 0		0- 0		0- 1	
0- 0	0- 0		0- 0		CONFERENCE	0- 0		0- 0		0- 0	
0- 0	0- 0		0- 0		HOME	0- 0		0- 0		0- 0	
0- 0	0- 0		0- 0		AWAY	0- 0		0- 0		0- 0	
0- 0	0- 0		0- 0		NEUTRAL	0- 0		0- 0		0- 0	

RPI 1-25				RPI 26-50				RPI 51-100				RPI 101+				Team's RPI: 334
RPI	S	Opponent	Score	RPI	S	Opponent	Score	RPI	S	Opponent	Score	RPI	S	Opponent	Score	
												204	H	Cornell I	59	62
												216	N	Delaware	47	65
												226	H	Monmouth	73	69
												249	H	Binghamton	59	50
												269	A	Fla. Atlantic	49	53
												290	H	Saint Peter's	60	62
												318	H	Albany (NY)	67	66
												336	A	Wagner	66	43
												341	A	Manhattan	49	60
												344	A	Fairleigh Dickinson	63	57
LAST 12 Division I GAMES:																
				216	N	Delaware	47	65	318	H	Albany (NY)	67	66			
				204	H	Cornell I	59	62	269	A	Fla. Atlantic	49	53			
				226	H	Monmouth	73	69	290	H	Saint Peter's	60	62			
				341	A	Manhattan	49	60	336	A	Wagner	66	43			
									249	H	Binghamton	59	50			
									344	A	Fairleigh Dickinson	63	57			

Non-Div I Games:

Lafayette

Average RPI Win: 153 WON-LOST WINNING LAST 10 STRENGTH OF OPP. STRENGTH TEAM ADJ. CONF. ADJ CONF.  
Average RPI Loss: 84 RECORD PCT. RANK GAMES SCHEDULE OF SCHEDULE RPI RPI RPI RPI

DIV. I ONLY	3- 4	204	6-4	5	287	32	32	23	23
DIV. I NON-CONF.	3- 4	204	0- 0	5	287	32	32	23	23
TOTALS	RPI 1-25	RPI 26-50	W-L RECORDS	RPI 51-100	RPI 101-150	RPI 150+			
3- 4	0- 1	1- 0	OVERALL	1- 2	0- 0	1- 1			
1- 0	0- 0	0- 0	HOME	1- 0	0- 0	0- 0			
2- 3	0- 1	1- 0	AWAY	0- 1	0- 0	1- 1			
0- 1	0- 0	0- 0	NEUTRAL	0- 1	0- 0	0- 0			
3- 4	0- 1	1- 0	NON-CONFERENCE	1- 2	0- 0	1- 1			
1- 0	0- 0	0- 0	HOME	1- 0	0- 0	0- 0			
2- 3	0- 1	1- 0	AWAY	0- 1	0- 0	1- 1			
0- 1	0- 0	0- 0	NEUTRAL	0- 1	0- 0	0- 0			
0- 0	0- 0	0- 0	CONFERENCE	0- 0	0- 0	0- 0			
0- 0	0- 0	0- 0	HOME	0- 0	0- 0	0- 0			
0- 0	0- 0	0- 0	AWAY	0- 0	0- 0	0- 0			
0- 0	0- 0	0- 0	NEUTRAL	0- 0	0- 0	0- 0			

RPI S Opponent Score	RPI S Opponent Score	Team's RPI: 32	RPI S Opponent Score	RPI S Opponent Score
12 A Missi ssi ppi St. 53 104	37 A Texas A&M 74 68		69 A Kansas St. 55 73	185 A Denver 110 117
			71 N Ohi o 62 87	335 A Loui si ana 79 77
			86 H Paci fi c 82 66	
LAST 12 Di vi si on I GAMES:				
86 H Paci fi c 82 66	69 A Kansas St. 55 73	335 A Loui si ana 79 77		
37 A Texas A&M 74 68	71 N Ohi o 62 87			
185 A Denver 110 117	12 A Mi ssi ssi ppi St. 53 104			

Non-Di v I Games: LeTourneau 104 27 Louisi ana Col . 94 43 McMurry 100 37 Howard Payne 93 37 Lamar University

Average RPI Win: 260

Average RPI Loss: 41

WON-LOST  
RECORDWINNING  
PCT. RANKLAST 10  
GAMESSTRENGTH OF  
SCHEDULEOPP. STRENGTH  
OF SCHEDULETEAM  
RPIADJ.  
RPICONF.  
RPIADJ CONF.  
RPIDIV. I ONLY  
DIV. I NON-CONF.7- 2  
7- 258  
588-2  
0- 1280  
280198  
198169  
169169  
16926  
2626  
26

TOTALS

RPI 1-25

RPI 26-50

W-L RECORDS

RPI 51-100

RPI 101-150

RPI 150+

7- 2  
5- 2  
2- 0  
0- 00- 0  
0- 0  
0- 0  
0- 00- 1  
0- 1  
0- 0  
0- 0OVERALL  
HOME  
AWAY  
NEUTRAL0- 1  
0- 1  
0- 0  
0- 00- 0  
0- 0  
0- 0  
0- 07- 0  
5- 0  
2- 0  
0- 07- 2  
5- 2  
2- 0  
0- 00- 0  
0- 0  
0- 0  
0- 00- 1  
0- 1  
0- 0  
0- 0NON-CONFERENCE  
HOME  
AWAY  
NEUTRAL0- 1  
0- 1  
0- 0  
0- 00- 0  
0- 0  
0- 0  
0- 07- 0  
5- 0  
2- 0  
0- 00- 0  
0- 0  
0- 0  
0- 00- 0  
0- 0  
0- 0  
0- 00- 0  
0- 0  
0- 0  
0- 0CONFERENCE  
HOME  
AWAY  
NEUTRAL0- 0  
0- 0  
0- 0  
0- 00- 0  
0- 0  
0- 0  
0- 00- 0  
0- 0  
0- 0  
0- 0

RPI 1-25

RPI S Opponent Score

RPI 26-50

RPI S Opponent Score  
29 H Villanova 48 70

RPI 51-100

RPI S Opponent Score  
52 H Charlotte 60 62

RPI 101+

Team's RPI: 169

RPI	S	Opponent	Score
204	H	Cornell	67 54
226	H	Monmouth	63 48
237	H	Sacred Heart	70 66
249	A	Binghamton	65 55
260	A	Central Conn. St.	88 62
296	H	Norfolk St.	62 41
350	H	LIU Brooklyn	72 38

LAST 12 Division I GAMES:

249	A	Binghamton	65	55	52	H	Charlotte	60	62
29	H	Villanova	48	70	350	H	LIU Brooklyn	72	38
226	H	Monmouth	63	48	237	H	Sacred Heart	70	66
260	A	Central Conn. St.	88	62	204	H	Cornell	67	54
					296	H	Norfolk St.	62	41

L  
e  
h  
i  
g  
hL  
e  
h  
i  
g  
h

Non-Div I Games:

Kutztown

73 39

Lehigh

Average RPI	Win: 208	WON-LOST	WINNING	LAST 10	STRENGTH OF	OPP. STRENGTH	TEAM	ADJ.	CONF.	ADJ CONF.
Average RPI	Loss: 142	RECORD	PCT. RANK	GAMES	SCHEDULE	OF SCHEDULE	RPI	RPI	RPI	RPI
DIV. I ONLY	3- 9	271	3-7	193	151	263	263	27	27	
DIV. I NON-CONF.	3- 9	271	0- 1	193	151	263	263	27	27	
<hr/>										
TOTALS	RPI 1-25	RPI 26-50	W-L RECORDS	RPI 51-100	RPI 101-150	RPI 150+				
3- 9	0- 1	0- 1	OVERALL	0- 2	1- 1	2- 4				
1- 2	0- 0	0- 1	HOME	0- 1	0- 0	1- 0				
1- 4	0- 0	0- 0	AWAY	0- 0	0- 1	1- 3				
1- 3	0- 1	0- 0	NEUTRAL	0- 1	1- 0	0- 1				
3- 9	0- 1	0- 1	NON-CONFERENCE	0- 2	1- 1	2- 4				
1- 2	0- 0	0- 1	HOME	0- 1	0- 0	1- 0				
1- 4	0- 0	0- 0	AWAY	0- 0	0- 1	1- 3				
1- 3	0- 1	0- 0	NEUTRAL	0- 1	1- 0	0- 1				
0- 0	0- 0	0- 0	CONFERENCE	0- 0	0- 0	0- 0				
0- 0	0- 0	0- 0	HOME	0- 0	0- 0	0- 0				
0- 0	0- 0	0- 0	AWAY	0- 0	0- 0	0- 0				
0- 0	0- 0	0- 0	NEUTRAL	0- 0	0- 0	0- 0				

RPI 1-25				RPI 26-50				RPI 51-100				RPI 101+ Team's RPI: 263			
RPI	S	Opponent	Score	RPI	S	Opponent	Score	RPI	S	Opponent	Score	RPI	S	Opponent	Score
22	N	UCF	45 <b>53</b>	27	H	Virginia Tech	61 <b>72</b>	52	N	Charlotte	61 <b>63</b>	103	N	Duquesne	55 51
								91	H	James Madison	53 <b>74</b>	135	A	Chattanooga	60 <b>75</b>
												164	A	East Carolina	63 <b>66</b>
												220	A	Bethune-Cookman	76 <b>81</b>
												242	H	Saint Francis (PA)	82 53
												274	A	UNC Greensboro	45 <b>48</b>
												280	A	ETSU	89 86
												296	N	Norfolk St.	53 <b>66</b>
<hr/>															
LAST 12 Division I GAMES:															
296	N	Norfolk St.	53 <b>66</b>	22	N	UCF	45 <b>53</b>	274	A	UNC Greensboro	45 <b>48</b>				
103	N	Duquesne	55 51					164	A	East Carolina	63 <b>66</b>				
135	A	Chattanooga	60 <b>75</b>					280	A	ETSU	89 86				
242	H	Saint Francis (PA)	82 53					91	H	James Madison	53 <b>74</b>				
27	H	Virginia Tech	61 <b>72</b>					52	N	Charlotte	61 <b>63</b>				
220	A	Bethune-Cookman	76 <b>81</b>												

Non-Div I Games:

Liberty

Average RPI Win: 267	WON-LOST RECORD	WINNING PCT. RANK	LAST 10 GAMES	STRENGTH OF SCHEDULE	OPP. STRENGTH OF SCHEDULE	TEAM RPI	ADJ. RPI	CONF. RPI	ADJ. CONF. RPI
Average RPI Loss: 170									
DIV. I ONLY	2- 10	311	1-9	245	236	317	317	27	27
DIV. I NON-CONF.	2- 10	311	0- 1	245	236	317	317	27	27
-----									
TOTALS	RPI 1-25	RPI 26-50	W-L RECORDS	RPI 51-100	RPI 101-150	RPI 150+			
2- 10	0- 0	0- 1	OVERALL	0- 3	0- 2	2- 4			
1- 4	0- 0	0- 0	HOME	0- 2	0- 0	1- 2			
1- 6	0- 0	0- 1	AWAY	0- 1	0- 2	1- 2			
0- 0	0- 0	0- 0	NEUTRAL	0- 0	0- 0	0- 0			
2- 10	0- 0	0- 1	NON-CONFERENCE	0- 3	0- 2	2- 4			
1- 4	0- 0	0- 0	HOME	0- 2	0- 0	1- 2			
1- 6	0- 0	0- 1	AWAY	0- 1	0- 2	1- 2			
0- 0	0- 0	0- 0	NEUTRAL	0- 0	0- 0	0- 0			
0- 0	0- 0	0- 0	CONFERENCE	0- 0	0- 0	0- 0			
0- 0	0- 0	0- 0	HOME	0- 0	0- 0	0- 0			
0- 0	0- 0	0- 0	AWAY	0- 0	0- 0	0- 0			
0- 0	0- 0	0- 0	NEUTRAL	0- 0	0- 0	0- 0			

RPI S Opponent	RPI S Opponent	RPI S Opponent	RPI S Opponent	Team's RPI: 317
RPI 1-25	RPI 26-50	RPI 51-100	RPI 101+	
Score	Score	Score	Score	
	50  Belmont	70  UT Martin	134  Cincinnati	55  71
		84  Clemson	146  Georgia	45  77
		88  Tennessee Tech	168  Jacksonville St.	46  58
			232  Alabama A&M	62 58
			271  Murray St.	61  97
			301  Tennessee St.	64 62
			338  Col. of Charleston	63  65
			346  Austin Peay	58  70
LAST 12 Division I GAMES:				
88  Tennessee Tech	52  67	338  Col. of Charleston	63  65	
146  Georgia	45  77	70  UT Martin	53  62	
168  Jacksonville St.	46  58	50  Belmont	43  83	
232  Alabama A&M	62 58	346  Austin Peay	58  70	
84  Clemson	26  68	134  Cincinnati	55  71	
301  Tennessee St.	64 62	271  Murray St.	61  97	

Non-Div I Games:

Lipscomb



Average RPI	Win: 219	WON-LOST RECORD	WINNING PCT. RANK	LAST 10 GAMES	STRENGTH OF SCHEDULE	OPP. STRENGTH OF SCHEDULE	TEAM RPI	ADJ. RPI	CONF. RPI	ADJ. CONF. RPI
Average RPI	Loss: 78									
DIV. I ONLY		4- 6	210	4-6	63	123	148	148	19	19
DIV. I NON-CONF.		4- 6	210	1- 0	63	123	148	148	19	19
-----										
TOTALS	RPI 1-25		RPI 26-50	W-L RECORDS	RPI 51-100		RPI 101-150		RPI 150+	
4- 6	0- 1		0- 1	OVERALL	0- 3		0- 0		4- 1	
1- 5	0- 1		0- 1	HOME	0- 2		0- 0		1- 1	
3- 1	0- 0		0- 0	AWAY	0- 1		0- 0		3- 0	
0- 0	0- 0		0- 0	NEUTRAL	0- 0		0- 0		0- 0	
4- 6	0- 1		0- 1	NON-CONFERENCE	0- 3		0- 0		4- 1	
1- 5	0- 1		0- 1	HOME	0- 2		0- 0		1- 1	
3- 1	0- 0		0- 0	AWAY	0- 1		0- 0		3- 0	
0- 0	0- 0		0- 0	NEUTRAL	0- 0		0- 0		0- 0	
0- 0	0- 0		0- 0	CONFERENCE	0- 0		0- 0		0- 0	
0- 0	0- 0		0- 0	HOME	0- 0		0- 0		0- 0	
0- 0	0- 0		0- 0	AWAY	0- 0		0- 0		0- 0	
0- 0	0- 0		0- 0	NEUTRAL	0- 0		0- 0		0- 0	

RPI 1-25				RPI 26-50				RPI 51-100				RPI 101+ Team's RPI: 148			
RPI	S	Opponent	Score	RPI	S	Opponent	Score	RPI	S	Opponent	Score	RPI	S	Opponent	Score
12	H	Mississippi St.	63 98	37	H	Texas A&M	40 61	69	H	Kansas St.	47 53	157	A	Louisiana Tech	69 58
								90	A	LSU	45 60	161	H	Western Ky.	56 68
								97	H	Rice	65 79	166	A	Tulsa	63 53
												269	H	Fla. Atlantic	61 38
												282	A	Memphis	63 60
LAST 12 Division I GAMES:															
282	A	Memphis	63 60	69	H	Kansas St.	47 53	161	H	Western Ky.	56 68	12	H	Mississippi St.	63 98
166	A	Tulsa	63 53	90	A	LSU	45 60	37	H	Texas A&M	40 61	97	H	Rice	65 79
269	H	Fla. Atlantic	61 38												
157	A	Louisiana Tech	69 58												

Non-Div I Games:

Little Rock

Average RPI Win:

204

Average RPI Loss:

122

WON-LOST

RECORD

WINNING

PCT. RANK

LAST 10

GAMES

STRENGTH OF

SCHEDULE

OPP. STRENGTH

OF SCHEDULE

TEAM

RPI

ADJ.

RPI

CONF.

RPI

ADJ CONF.

RPI

DIV. I ONLY

3- 10

284

3-7

95

168

243

243

20

20

DIV. I NON-CONF.

3- 10

284

1- 0

95

168

243

243

20

20

TOTALS

RPI 1-25

RPI 26-50

W-L RECORDS

RPI 51-100

RPI 101-150

RPI 150+

3- 10

0- 1

0- 1

OVERALL

0- 2

2- 3

1- 3

2- 6

0- 0

0- 1

HOME

0- 1

1- 1

1- 3

1- 4

0- 1

0- 0

AWAY

0- 1

1- 2

0- 0

0- 0

0- 0

0- 0

NEUTRAL

0- 0

0- 0

0- 0

3- 10

0- 1

0- 1

NON-CONFERENCE

0- 2

2- 3

1- 3

2- 6

0- 0

0- 1

HOME

0- 1

1- 1

1- 3

1- 4

0- 1

0- 0

AWAY

0- 1

1- 2

0- 0

0- 0

0- 0

0- 0

NEUTRAL

0- 0

0- 0

0- 0

0- 0

0- 0

0- 0

CONFERENCE

0- 0

0- 0

0- 0

0- 0

0- 0

0- 0

HOME

0- 0

0- 0

0- 0

0- 0

0- 0

0- 0

AWAY

0- 0

0- 0

0- 0

0- 0

0- 0

0- 0

NEUTRAL

0- 0

0- 0

0- 0

RPI 1-25

RPI 26-50

RPI 51-100

RPI 101+

Team's RPI: 243

RPI	S	Opponent	Score
3	A	Oregon	48 110

RPI	S	Opponent	Score
39	H	Southern Cal i forn i a	50 86

RPI	S	Opponent	Score
67	H	UNI	64 71
85	A	Utah	59 82

RPI	S	Opponent	Score
104	H	Ari zona	43 70
124	A	Loyol a Marymount	62 71
131	A	Utah St.	50 48
133	A	Montana St.	62 85
139	H	I daho	70 63
188	H	San Di ego	56 60
212	H	Nevada	67 76
268	H	Cal i forn i a Bapt i st	83 85
342	H	Grand Canyon	57 50

LAST 12 Div i s i o n I GAMES:

131	A	Utah St.	50 48	188	H	San Di ego	56 60
342	H	Grand Canyon	57 50	3	A	Oregon	48 110
124	A	Loyol a Marymount	62 71	133	A	Montana St.	62 85
104	H	Ari zona	43 70	139	H	I daho	70 63
85	A	Utah	59 82	67	H	UNI	64 71
39	H	Southern Cal i forn i a	50 86	212	H	Nevada	67 76

L  
o  
n  
g  
B  
e  
a  
c  
h  
S  
t  
.L  
o  
n  
g  
B  
e  
a  
c  
h  
S  
t  
.

Non-Di v I Games:

Long Beach St.

Loss, 
 Non-Conf, 
 S Site, 
 H Home
A Away 
 N Neutral

Average RPI Win:	244	WON-LOST	WINNING	LAST 10	STRENGTH OF	OPP. STRENGTH	TEAM	ADJ.	CONF.	ADJ CONF.
Average RPI Loss:	231	RECORD	PCT. RANK	GAMES	SCHEDULE	OF SCHEDULE	RPI	RPI	RPI	RPI
DIV. I ONLY	1- 8	320	1-8	328	311	347	347	29	29	
DIV. I NON-CONF.	1- 8	320	0- 1	328	311	347	347	29	29	
-----										
TOTALS	RPI 1-25	RPI 26-50	W-L RECORDS	RPI 51-100	RPI 101-150	RPI 150+				
1- 8	0- 0	0- 0	OVERALL	0- 0	0- 1	1- 7				
1- 4	0- 0	0- 0	HOME	0- 0	0- 0	1- 4				
0- 3	0- 0	0- 0	AWAY	0- 0	0- 1	0- 2				
0- 1	0- 0	0- 0	NEUTRAL	0- 0	0- 0	0- 1				
1- 8	0- 0	0- 0	NON-CONFERENCE	0- 0	0- 1	1- 7				
1- 4	0- 0	0- 0	HOME	0- 0	0- 0	1- 4				
0- 3	0- 0	0- 0	AWAY	0- 0	0- 1	0- 2				
0- 1	0- 0	0- 0	NEUTRAL	0- 0	0- 0	0- 1				
0- 0	0- 0	0- 0	CONFERENCE	0- 0	0- 0	0- 0				
0- 0	0- 0	0- 0	HOME	0- 0	0- 0	0- 0				
0- 0	0- 0	0- 0	AWAY	0- 0	0- 0	0- 0				
0- 0	0- 0	0- 0	NEUTRAL	0- 0	0- 0	0- 0				

RPI	S	Opponent	Score	RPI	S	Opponent	Score	RPI	S	Opponent	Score	RPI	S	Opponent	Score	Team's RPI: 347
												128	A	VCU	55	84
												164	N	East Carolina	52	61
												207	A	UNCW	33	35
												227	H	Eastern Mich.	45	64
												242	H	Saint Francis (PA)	88	91
												244	H	UMES	83	71
												250	H	Wofford	72	101
												296	A	Norfolk St.	42	74
												336	H	Wagner	60	86
-----																
LAST 12 Division I GAMES:																
												207	A	UNCW	33	35
												164	N	East Carolina	52	61
												227	H	Eastern Mich.	45	64
												296	A	Norfolk St.	42	74
												250	H	Wofford	72	101
												242	H	Saint Francis (PA)	88	91
												244	H	UMES	83	71
												336	H	Wagner	60	86
												128	A	VCU	55	84

Non-Div I Games:

Longwood

Average RPI Win: 316 WON-LOST RECORD WINNING PCT. RANK LAST 10 GAMES STRENGTH OF SCHEDULE OPP. STRENGTH OF SCHEDULE TEAM RPI ADJ. RPI CONF. RPI ADJ CONF. RPI

DIV. I ONLY	2- 7	286	2-8	325	158	335	335	19	19
DIV. I NON-CONF.	2- 7	286	0- 1	325	158	335	335	19	19
TOTALS	RPI 1-25	RPI 26-50	W-L RECORDS	RPI 51-100	RPI 101-150	RPI 150+			
2- 7	0- 1	0- 1	OVERALL	0- 1	0- 0	2- 4			
1- 3	0- 0	0- 1	HOME	0- 1	0- 0	1- 1			
1- 3	0- 1	0- 0	AWAY	0- 0	0- 0	1- 2			
0- 1	0- 0	0- 0	NEUTRAL	0- 0	0- 0	0- 1			
2- 7	0- 1	0- 1	NON-CONFERENCE	0- 1	0- 0	2- 4			
1- 3	0- 0	0- 1	HOME	0- 1	0- 0	1- 1			
1- 3	0- 1	0- 0	AWAY	0- 0	0- 0	1- 2			
0- 1	0- 0	0- 0	NEUTRAL	0- 0	0- 0	0- 1			
0- 0	0- 0	0- 0	CONFERENCE	0- 0	0- 0	0- 0			
0- 0	0- 0	0- 0	HOME	0- 0	0- 0	0- 0			
0- 0	0- 0	0- 0	AWAY	0- 0	0- 0	0- 0			
0- 0	0- 0	0- 0	NEUTRAL	0- 0	0- 0	0- 0			

RPI S Opponent Score	RPI S Opponent Score	RPI S Opponent Score	RPI S Opponent Score
19 A Auburn 59 71	32 H Lamar University 77 79	90 H LSU 54 76	172 H Sam Houston St. 62 68
			254 A Ole Miss 57 79
			307 H Jackson St. 68 61
			324 A McNeese 70 59
			327 A UTRGV 60 75
			328 N A&M-Corpus Christi 63 64
			19 A Auburn 59 71
			307 H Jackson St. 68 61
LAST 12 Division I GAMES:			
254 A Ole Miss 57 79	90 H LSU 54 76	324 A McNeese 70 59	
172 H Sam Houston St. 62 68	32 H Lamar University 77 79		
327 A UTRGV 60 75			
328 N A&M-Corpus Christi 63 64			
19 A Auburn 59 71			
307 H Jackson St. 68 61			

Non-Div I Games: Dillard 69 72

Louisiana

Average RPI Win: 192      WON-LOST      WINNING      LAST 10  
Average RPI Loss: 146      RECORD      PCT. RANK      GAMES      STRENGTH OF      OPP. STRENGTH      TEAM      ADJ.      CONF.      ADJ CONF.  
SCHEDULE      OF SCHEDULE      RPI      RPI      RPI      RPI

DIV. I ONLY	6- 5	146	6-4	208	84	157	157	16	16
DIV. I NON-CONF.	6- 5	146	1- 0	208	84	157	157	16	16
-----									
TOTALS	RPI 1-25	RPI 26-50	W-L RECORDS	RPI 51-100	RPI 101-150	RPI 150+			
6- 5	0- 1	0- 0	OVERALL	1- 0	1- 1	4- 3			
3- 1	0- 0	0- 0	HOME	0- 0	1- 1	2- 0			
2- 3	0- 1	0- 0	AWAY	0- 0	0- 0	2- 2			
1- 1	0- 0	0- 0	NEUTRAL	1- 0	0- 0	0- 1			
6- 5	0- 1	0- 0	NON-CONFERENCE	1- 0	1- 1	4- 3			
3- 1	0- 0	0- 0	HOME	0- 0	1- 1	2- 0			
2- 3	0- 1	0- 0	AWAY	0- 0	0- 0	2- 2			
1- 1	0- 0	0- 0	NEUTRAL	1- 0	0- 0	0- 1			
0- 0	0- 0	0- 0	CONFERENCE	0- 0	0- 0	0- 0			
0- 0	0- 0	0- 0	HOME	0- 0	0- 0	0- 0			
0- 0	0- 0	0- 0	AWAY	0- 0	0- 0	0- 0			
0- 0	0- 0	0- 0	NEUTRAL	0- 0	0- 0	0- 0			

RPI 1-25				RPI 26-50				RPI 51-100				RPI 101+      Team's RPI: 157			
RPI	S	Opponent	Score	RPI	S	Opponent	Score	RPI	S	Opponent	Score	RPI	S	Opponent	Score
24	A	Arizona St.	44 80					98	N	Alabama	79 62	121	H	Houston	100 88
												148	H	Little Rock	58 69
												156	A	UMKC	70 80
												165	N	Missouri St.	70 82
												184	A	Arkansas St.	80 70
												214	H	Southeastern La.	72 53
												236	A	Wichita St.	56 70
												254	H	Ole Miss	80 71
												282	A	Memphis	66 50
-----															
LAST 12 Division I GAMES:															
214	H	Southeastern La.	72 53	98	N	Alabama	79 62	156	A	UMKC	70 80				
24	A	Arizona St.	44 80					165	N	Missouri St.	70 82				
236	A	Wichita St.	56 70					254	H	Ole Miss	80 71				
184	A	Arkansas St.	80 70					148	H	Little Rock	58 69				
282	A	Memphis	66 50												
121	H	Houston	100 88												

Non-Div I Games:      LSU-Alexandria      112 70

Average RPI Win:	127	WON-LOST	WINNING	LAST 10	STRENGTH OF	OPP. STRENGTH	TEAM	ADJ.	CONF.	ADJ CONF.
Average RPI Loss:	0	RECORD	PCT. RANK	GAMES	SCHEDULE	OF SCHEDULE	RPI	RPI	RPI	RPI
DIV. I ONLY	12- 0	1	10-0	72	64	9	9	1	1	
DIV. I NON-CONF.	12- 0	1	1- 0	72	64	9	9	1	1	
-----										
TOTALS	RPI 1-25	RPI 26-50	W-L RECORDS	RPI 51-100	RPI 101-150	RPI 150+				
12- 0	2- 0	0- 0	OVERALL	3- 0	4- 0	3- 0				
6- 0	1- 0	0- 0	HOME	1- 0	2- 0	2- 0				
4- 0	0- 0	0- 0	AWAY	2- 0	1- 0	1- 0				
2- 0	1- 0	0- 0	NEUTRAL	0- 0	1- 0	0- 0				
12- 0	2- 0	0- 0	NON-CONFERENCE	3- 0	4- 0	3- 0				
6- 0	1- 0	0- 0	HOME	1- 0	2- 0	2- 0				
4- 0	0- 0	0- 0	AWAY	2- 0	1- 0	1- 0				
2- 0	1- 0	0- 0	NEUTRAL	0- 0	1- 0	0- 0				
0- 0	0- 0	0- 0	CONFERENCE	0- 0	0- 0	0- 0				
0- 0	0- 0	0- 0	HOME	0- 0	0- 0	0- 0				
0- 0	0- 0	0- 0	AWAY	0- 0	0- 0	0- 0				
0- 0	0- 0	0- 0	NEUTRAL	0- 0	0- 0	0- 0				

RPI S	RPI 1-25	Team's RPI: 9	RPI S	RPI 26-50	Score	RPI S	RPI 51-100	Score	RPI S	RPI 101+	Score
18 H	Kentucky	80 75				60 A	Central Mich.	72 68	111 H	Nebraska	85 68
24 N	Arizona St.	58 56				70 H	UT Martin	102 62	125 H	Miami (OH)	95 73
						78 A	Boise St.	74 55	129 N	Hartford	86 69
									135 A	Chattanooga	75 49
									161 A	Western Ky.	102 80
									301 H	Tennessee St.	107 52
									316 H	Northern Ky.	92 59
-----											
LAST 12 Division I GAMES:											
111 H	Nebraska	85 68	60 A	Central Mich.	72 68	316 H	Northern Ky.	92 59	18 H	Kentucky	80 75
125 H	Miami (OH)	95 73				70 H	UT Martin	102 62	78 A	Boise St.	74 55
129 N	Hartford	86 69				301 H	Tennessee St.	107 52			
24 N	Arizona St.	58 56				161 A	Western Ky.	102 80			
78 A	Boise St.	74 55									
135 A	Chattanooga	75 49									

Non-Div I Games:

Louisville

Average RPI Win: 308

Average RPI Loss: 106

WON-LOST  
RECORDWINNING  
PCT. RANKLAST 10  
GAMESSTRENGTH OF  
SCHEDULEOPP. STRENGTH  
OF SCHEDULETEAM  
RPIADJ.  
RPICONF.  
RPIADJ CONF.  
RPIDIV. I ONLY  
DIV. I NON-CONF.6- 5  
6- 5146  
1466-4  
0- 1305  
305219  
219240  
240240  
24014  
1414  
14

TOTALS

RPI 1-25

RPI 26-50

W-L RECORDS

RPI 51-100

RPI 101-150

RPI 150+

6- 5  
4- 2  
2- 3  
0- 00- 0  
0- 0  
0- 0  
0- 00- 1  
0- 1  
0- 0  
0- 0OVERALL  
HOME  
AWAY  
NEUTRAL0- 1  
0- 0  
0- 1  
0- 00- 1  
0- 0  
0- 1  
0- 06- 2  
4- 1  
2- 1  
0- 06- 5  
4- 2  
2- 3  
0- 00- 0  
0- 0  
0- 0  
0- 00- 1  
0- 1  
0- 0  
0- 0NON-CONFERENCE  
HOME  
AWAY  
NEUTRAL0- 1  
0- 0  
0- 1  
0- 00- 1  
0- 0  
0- 1  
0- 06- 2  
4- 1  
2- 1  
0- 00- 0  
0- 0  
0- 0  
0- 00- 0  
0- 0  
0- 0  
0- 00- 0  
0- 0  
0- 0  
0- 0CONFERENCE  
HOME  
AWAY  
NEUTRAL0- 0  
0- 0  
0- 0  
0- 00- 0  
0- 0  
0- 0  
0- 00- 0  
0- 0  
0- 0  
0- 0

RPI 1-25

RPI 26-50

RPI 51-100

RPI 101+

Team's RPI: 240

RPI S Opponent Score

RPI S Opponent Score

42 H DePaul 76 102

RPI S Opponent Score

72 A Purdue 41 65

RPI S Opponent Score

109 A Youngstown St. 63 74

153 A Bowling Green 74 88

156 H UMKC 74 88

255 H SIUE 56 43

299 H Detroit Mercy 52 43

311 A UIC 75 60

313 A Western Mi ch. 64 53

331 H Chicago St. 76 40

340 H Purdue Fort Wayne 81 67

LAST 12 Division I GAMES:

340 H Purdue Fort Wayne 81 67

331 H Chicago St. 76 40

153 A Bowling Green 74 88

311 A UIC 75 60

299 H Detroit Mercy 52 43

109 A Youngstown St. 63 74

42 H DePaul 76 102

156 H UMKC 74 88

72 A Purdue 41 65

255 H SIUE 56 43

313 A Western Mi ch. 64 53

L  
o  
y  
o  
l  
a  
C  
h  
i  
c  
a  
g  
oL  
o  
y  
o  
l  
a  
C  
h  
i  
c  
a  
g  
o

Non-Div I Games:

Loyol a Chi cago

Loss, Non-Conf, S Site, H Home A Away N Neutral

Average RPI Win: 226

Average RPI Loss: 178

WON-LOST  
RECORDWINNING  
PCT. RANKLAST 10  
GAMESSTRENGTH OF  
SCHEDULEOPP. STRENGTH  
OF SCHEDULETEAM  
RPIADJ.  
RPICONF.  
RPIADJ CONF.  
RPIDIV. I ONLY  
DIV. I NON-CONF.1- 10  
1- 10332  
3321-9  
0- 1121  
121310  
310291  
291291  
29126  
2626  
26

TOTALS

RPI 1-25

RPI 26-50

W-L RECORDS

RPI 51-100

RPI 101-150

RPI 150+

1- 10  
0- 3  
1- 6  
0- 10- 0  
0- 0  
0- 0  
0- 00- 1  
0- 0  
0- 1  
0- 0OVERALL  
HOME  
AWAY  
NEUTRAL0- 1  
0- 0  
0- 0  
0- 10- 1  
0- 0  
0- 1  
0- 01- 7  
0- 3  
1- 4  
0- 01- 10  
0- 3  
1- 6  
0- 10- 0  
0- 0  
0- 0  
0- 00- 1  
0- 0  
0- 1  
0- 0NON-CONFERENCE  
HOME  
AWAY  
NEUTRAL0- 1  
0- 0  
0- 0  
0- 10- 1  
0- 0  
0- 1  
0- 01- 7  
0- 3  
1- 4  
0- 00- 0  
0- 0  
0- 0  
0- 00- 0  
0- 0  
0- 0  
0- 00- 0  
0- 0  
0- 0  
0- 0CONFERENCE  
HOME  
AWAY  
NEUTRAL0- 0  
0- 0  
0- 0  
0- 00- 0  
0- 0  
0- 0  
0- 00- 0  
0- 0  
0- 0  
0- 0

RPI 1-25

RPI 26-50

RPI 51-100

RPI 101+

Team's RPI: 291

RPI S Opponent Score

RPI S Opponent Score

43 A Maryl and 48 83

RPI S Opponent Score

82 N Boston College 47 73

RPI S Opponent Score

140 A Georgetown 30 45

154 A Towson 57 62

160 H William &amp; Mary 49 65

191 A George Mason 38 70

200 H Mt. St. Mary's 67 77

226 A Monmouth 75 67

241 A Dartmouth 41 54

275 A Saint Joseph's 46 49

298 H St. Francis Brooklyn 70 75

LAST 12 Division I GAMES:

82 N Boston College	47	73	275 A Saint Joseph's	46	49
160 H William & Mary	49	65	226 A Monmouth	75	67
140 A Georgetown	30	45	43 A Maryl and	48	83
241 A Dartmouth	41	54	298 H St. Francis Brooklyn	70	75
191 A George Mason	38	70	154 A Towson	57	62
			200 H Mt. St. Mary's	67	77

L  
o  
y  
o  
l  
a  
M  
a  
r  
y  
l  
a  
n  
dL  
o  
y  
o  
l  
a  
M  
a  
r  
y  
l  
a  
n  
d

Non-Div I Games:

Loyola Maryl and



Average RPI	Win:	175	WON-LOST	WINNING	LAST 10	STRENGTH OF	OPP. STRENGTH	TEAM	ADJ.	CONF.	ADJ CONF.
Average RPI	Loss:	97	RECORD	PCT. RANK	GAMES	SCHEDULE	OF SCHEDULE	RPI	RPI	RPI	RPI
DIV. I ONLY		7- 5		132	5-5	143	99	124	124	7	7
DIV. I NON-CONF.		7- 5		132	1- 0	143	99	124	124	7	7
-----											
TOTALS	RPI 1-25		RPI 26-50		W-L RECORDS	RPI 51-100		RPI 101-150		RPI 150+	
7- 5	0- 2		1- 0		OVERALL	1- 0		2- 2		3- 1	
4- 2	0- 1		1- 0		HOME	1- 0		0- 1		2- 0	
3- 1	0- 0		0- 0		AWAY	0- 0		2- 0		1- 1	
0- 2	0- 1		0- 0		NEUTRAL	0- 0		0- 1		0- 0	
7- 5	0- 2		1- 0		NON-CONFERENCE	1- 0		2- 2		3- 1	
4- 2	0- 1		1- 0		HOME	1- 0		0- 1		2- 0	
3- 1	0- 0		0- 0		AWAY	0- 0		2- 0		1- 1	
0- 2	0- 1		0- 0		NEUTRAL	0- 0		0- 1		0- 0	
0- 0	0- 0		0- 0		CONFERENCE	0- 0		0- 0		0- 0	
0- 0	0- 0		0- 0		HOME	0- 0		0- 0		0- 0	
0- 0	0- 0		0- 0		AWAY	0- 0		0- 0		0- 0	
0- 0	0- 0		0- 0		NEUTRAL	0- 0		0- 0		0- 0	

RPI 1-25				RPI 26-50				RPI 51-100				RPI 101+ Team's RPI: 124			
RPI	S	Opponent	Score	RPI	S	Opponent	Score	RPI	S	Opponent	Score	RPI	S	Opponent	Score
14	N	South Dakota	40 67	49	H	UCLA	69 63	94	H	UC Davis	60 53	104	A	Arizona	66 64
15	H	Indiana	43 67									122	N	Grambling	61 62
												147	H	Northern Ariz.	62 63
												150	A	CSUN	72 53
												185	A	Denver	75 104
												243	H	Long Beach St.	71 62
												281	A	UC Santa Barbara	70 57
												302	H	Robert Morris	61 53
-----															
LAST 12 Division I GAMES:															
302	H	Robert Morris	61 53	122	N	Grambling	61 62	14	N	South Dakota	40 67	15	H	Indiana	43 67
94	H	UC Davis	60 53	14	N	South Dakota	40 67	15	H	Indiana	43 67	243	H	Long Beach St.	71 62
147	H	Northern Ariz.	62 63	15	H	Indiana	43 67	243	H	Long Beach St.	71 62	150	A	CSUN	72 53
281	A	UC Santa Barbara	70 57	243	H	Long Beach St.	71 62	150	A	CSUN	72 53	185	A	Denver	75 104
104	A	Arizona	66 64	150	A	CSUN	72 53	185	A	Denver	75 104				
49	H	UCLA	69 63	185	A	Denver	75 104								

Non-Div I Games:

Loyola Marymount

Average RPI	Win:	172	WON-LOST	WINNING	LAST 10	STRENGTH OF	OPP. STRENGTH	TEAM	ADJ.	CONF.	ADJ CONF.
Average RPI	Loss:	29	RECORD	PCT. RANK	GAMES	SCHEDULE	OF SCHEDULE	RPI	RPI	RPI	RPI
DIV. I ONLY		7- 4		102	6-4	53	91	38	38	24	24
DIV. I NON-CONF.		7- 4		102	0- 1	53	91	38	38	24	24
-----											
TOTALS	RPI 1-25		RPI 26-50		W-L RECORDS	RPI 51-100		RPI 101-150		RPI 150+	
7- 4	0- 1		1- 3		OVERALL	2- 0		1- 0		3- 0	
2- 1	0- 0		0- 1		HOME	1- 0		0- 0		1- 0	
3- 3	0- 1		1- 2		AWAY	0- 0		1- 0		1- 0	
2- 0	0- 0		0- 0		NEUTRAL	1- 0		0- 0		1- 0	
7- 4	0- 1		1- 3		NON-CONFERENCE	2- 0		1- 0		3- 0	
2- 1	0- 0		0- 1		HOME	1- 0		0- 0		1- 0	
3- 3	0- 1		1- 2		AWAY	0- 0		1- 0		1- 0	
2- 0	0- 0		0- 0		NEUTRAL	1- 0		0- 0		1- 0	
0- 0	0- 0		0- 0		CONFERENCE	0- 0		0- 0		0- 0	
0- 0	0- 0		0- 0		HOME	0- 0		0- 0		0- 0	
0- 0	0- 0		0- 0		AWAY	0- 0		0- 0		0- 0	
0- 0	0- 0		0- 0		NEUTRAL	0- 0		0- 0		0- 0	

RPI 1-25				RPI 26-50				Team's RPI: 38				RPI 51-100				RPI 101+			
RPI	S	Opponent	Score	RPI	S	Opponent	Score	RPI	S	Opponent	Score	RPI	S	Opponent	Score	RPI	S	Opponent	Score
5	A	NC State	46 84	30	A	Northeastern	55 63	74	N	Penn	47 46	143	A	Harvard	67 60				
				35	A	Green Bay	39 70	76	H	Toledo	73 59	253	H	Brown	102 96				
				41	A	North Carolina	85 73					284	A	Bryant	74 57				
				47	H	Duke	63 66					330	N	N. C. A&T	58 52				
LAST 12 Division I GAMES:																			
				30	A	Northeastern	55 63	5	A	NC State	46 84								
				35	A	Green Bay	39 70	253	H	Brown	102 96								
				47	H	Duke	63 66	143	A	Harvard	67 60								
				284	A	Bryant	74 57	41	A	North Carolina	85 73								
				76	H	Toledo	73 59	74	N	Penn	47 46								
								330	N	N. C. A&T	58 52								

Non-Div I Games:

Maine

Average RPI	Win: 342	WON-LOST	WINNING	LAST 10	STRENGTH OF	OPP. STRENGTH	TEAM	ADJ.	CONF.	ADJ CONF.
Average RPI	Loss: 205	RECORD	PCT. RANK	GAMES	SCHEDULE	OF SCHEDULE	RPI	RPI	RPI	RPI
DIV. I ONLY	2- 9	298	1-9	277	334	341	341	28	28	
DIV. I NON-CONF.	2- 9	298	0- 1	277	334	341	341	28	28	
-----										
TOTALS	RPI 1-25	RPI 26-50	W-L RECORDS	RPI 51-100	RPI 101-150	RPI 150+				
2- 9	0- 0	0- 0	OVERALL	0- 1	0- 2	2- 6				
2- 5	0- 0	0- 0	HOME	0- 1	0- 1	2- 3				
0- 4	0- 0	0- 0	AWAY	0- 0	0- 1	0- 3				
0- 0	0- 0	0- 0	NEUTRAL	0- 0	0- 0	0- 0				
2- 9	0- 0	0- 0	NON-CONFERENCE	0- 1	0- 2	2- 6				
2- 5	0- 0	0- 0	HOME	0- 1	0- 1	2- 3				
0- 4	0- 0	0- 0	AWAY	0- 0	0- 1	0- 3				
0- 0	0- 0	0- 0	NEUTRAL	0- 0	0- 0	0- 0				
0- 0	0- 0	0- 0	CONFERENCE	0- 0	0- 0	0- 0				
0- 0	0- 0	0- 0	HOME	0- 0	0- 0	0- 0				
0- 0	0- 0	0- 0	AWAY	0- 0	0- 0	0- 0				
0- 0	0- 0	0- 0	NEUTRAL	0- 0	0- 0	0- 0				

RPI 1-25				RPI 26-50				RPI 51-100				RPI 101+				Team's RPI: 341
RPI	S	Opponent	Score	RPI	S	Opponent	Score	RPI	S	Opponent	Score	RPI	S	Opponent	Score	
								81	H	Wright St.	44	60				
												108	H	Stony Brook	48	79
												145	A	Fordham	61	65
												159	H	Drexel	39	53
												198	A	Holy Cross	53	61
												237	H	Sacred Heart	46	74
												298	A	St. Francis Brooklyn	65	73
												299	H	Detroit Mercy	56	58
												318	A	Albany (NY)	54	60
												334	H	Lafayette	60	49
												350	H	LIU Brooklyn	61	46
LAST 12 Division I GAMES:																
198	A	Holy Cross	53	61	81	H	Wright St.	44	60	159	H	Drexel	39	53		
237	H	Sacred Heart	46	74						334	H	Lafayette	60	49		
318	A	Albany (NY)	54	60						145	A	Fordham	61	65		
298	A	St. Francis Brooklyn	65	73						299	H	Detroit Mercy	56	58		
350	H	LIU Brooklyn	61	46						108	H	Stony Brook	48	79		

Non-Div I Games:

Manhattan

Average RPI	Win:	212	WON-LOST	WINNING	LAST 10	STRENGTH OF	OPP. STRENGTH	TEAM	ADJ.	CONF.	ADJ CONF.
Average RPI	Loss:	72	RECORD	PCT. RANK	GAMES	SCHEDULE	OF SCHEDULE	RPI	RPI	RPI	RPI
DIV. I ONLY		8- 3		69	7-3	203	143	79	79	28	28
DIV. I NON-CONF.		8- 3		69	1- 0	203	143	79	79	28	28
<hr/>											
TOTALS	RPI 1-25		RPI 26-50		W-L RECORDS	RPI 51-100		RPI 101-150		RPI 150+	
8- 3	0- 0		1- 1		OVERALL	0- 2		0- 0		7- 0	
3- 0	0- 0		1- 0		HOME	0- 0		0- 0		2- 0	
3- 2	0- 0		0- 1		AWAY	0- 1		0- 0		3- 0	
2- 1	0- 0		0- 0		NEUTRAL	0- 1		0- 0		2- 0	
8- 3	0- 0		1- 1		NON-CONFERENCE	0- 2		0- 0		7- 0	
3- 0	0- 0		1- 0		HOME	0- 0		0- 0		2- 0	
3- 2	0- 0		0- 1		AWAY	0- 1		0- 0		3- 0	
2- 1	0- 0		0- 0		NEUTRAL	0- 1		0- 0		2- 0	
0- 0	0- 0		0- 0		CONFERENCE	0- 0		0- 0		0- 0	
0- 0	0- 0		0- 0		HOME	0- 0		0- 0		0- 0	
0- 0	0- 0		0- 0		AWAY	0- 0		0- 0		0- 0	
0- 0	0- 0		0- 0		NEUTRAL	0- 0		0- 0		0- 0	

RPI 1-25				RPI 26-50				RPI 51-100				Team's RPI: 79				RPI 101+			
RPI	S	Opponent	Score	RPI	S	Opponent	Score	RPI	S	Opponent	Score	RPI	S	Opponent	Score	RPI	S	Opponent	Score
30	H	Northeastern	90 84					81	N	Wright St.	60 76	205	H	Boston U.	68 57				
47	A	Duke	56 64					87	A	Princeton	57 60	211	H	Temple	74 68				
												223	A	Elon	61 57				
												228	N	Hofstra	71 57				
												230	A	Navy	72 48				
												248	N	Stetson	76 69				
												318	A	Albany (NY)	74 56				
LAST 12 Division I GAMES:																			
30	H	Northeastern	90 84	47	A	Duke	56 64	223	A	Elon	61 57								
87	A	Princeton	57 60					81	N	Wright St.	60 76	228	N	Hofstra	71 57				
318	A	Albany (NY)	74 56					205	H	Boston U.	68 57	248	N	Stetson	76 69				
205	H	Boston U.	68 57					211	H	Temple	74 68								
230	A	Navy	72 48																

Non-Div I Games:

Marist

Average RPI Win:	134	WON-LOST	WINNING	LAST 10	STRENGTH OF	OPP. STRENGTH	TEAM	ADJ.	CONF.	ADJ CONF.
Average RPI Loss:	11	RECORD	PCT. RANK	GAMES	SCHEDULE	OF SCHEDULE	RPI	RPI	RPI	RPI
DIV. I ONLY	9- 3	64	7-3	29	34	17	17	3	3	
DIV. I NON-CONF.	9- 3	64	1- 0	29	34	17	17	3	3	
-----										
TOTALS	RPI 1-25	RPI 26-50	W-L RECORDS	RPI 51-100	RPI 101-150	RPI 150+				
9- 3	0- 3	2- 0	OVERALL	2- 0	2- 0	3- 0				
7- 1	0- 1	2- 0	HOME	2- 0	1- 0	2- 0				
2- 2	0- 2	0- 0	AWAY	0- 0	1- 0	1- 0				
0- 0	0- 0	0- 0	NEUTRAL	0- 0	0- 0	0- 0				
9- 3	0- 3	2- 0	NON-CONFERENCE	2- 0	2- 0	3- 0				
7- 1	0- 1	2- 0	HOME	2- 0	1- 0	2- 0				
2- 2	0- 2	0- 0	AWAY	0- 0	1- 0	1- 0				
0- 0	0- 0	0- 0	NEUTRAL	0- 0	0- 0	0- 0				
0- 0	0- 0	0- 0	CONFERENCE	0- 0	0- 0	0- 0				
0- 0	0- 0	0- 0	HOME	0- 0	0- 0	0- 0				
0- 0	0- 0	0- 0	AWAY	0- 0	0- 0	0- 0				
0- 0	0- 0	0- 0	NEUTRAL	0- 0	0- 0	0- 0				

RPI	S	Opponent	Score	RPI	S	Opponent	Score	RPI	S	Opponent	Score	RPI	S	Opponent	Score
1	H	Notre Dame	63 87	35	H	Green Bay	80 54	67	H	UNI	102 61	101	A	Northwestern	76 57
12	A	Mississippi St.	82 87	36	H	South Dakota St.	91 52	95	H	Michigan	85 74	133	H	Montana St.	100 52
20	A	Miami (FL)	55 63									178	A	Milwaukee	83 74
												249	H	Binghamton	93 40
												311	H	UIC	96 32
-----															
LAST 12 Division I GAMES:															
67	H	UNI	102 61	35	H	Green Bay	80 54	101	A	Northwestern	76 57	12	A	Mississippi St.	82 87
20	A	Miami (FL)	55 63									95	H	Michigan	85 74
1	H	Notre Dame	63 87									178	A	Milwaukee	83 74
249	H	Binghamton	93 40									311	H	UIC	96 32
133	H	Montana St.	100 52												
36	H	South Dakota St.	91 52												

Non-Div I Games:

Marquette

Average RPI	Win: 291	WON-LOST RECORD	WINNING PCT. RANK	LAST 10 GAMES	STRENGTH OF SCHEDULE	OPP. STRENGTH OF SCHEDULE	TEAM RPI	ADJ. RPI	CONF. RPI	ADJ. CONF. RPI
Average RPI	Loss: 146									
DIV. I ONLY		4- 7	227	5-5	308	176	308	308	16	16
DIV. I NON-CONF.		4- 7	227	0- 1	308	176	308	308	16	16
-----										
TOTALS	RPI 1-25		RPI 26-50		W-L RECORDS		RPI 51-100		RPI 101-150	RPI 150+
4- 7	0- 0		0- 0		OVERALL		0- 1		0- 1	4- 5
4- 2	0- 0		0- 0		HOME		0- 0		0- 0	4- 2
0- 5	0- 0		0- 0		AWAY		0- 1		0- 1	0- 3
0- 0	0- 0		0- 0		NEUTRAL		0- 0		0- 0	0- 0
4- 7	0- 0		0- 0		NON-CONFERENCE		0- 1		0- 1	4- 5
4- 2	0- 0		0- 0		HOME		0- 0		0- 0	4- 2
0- 5	0- 0		0- 0		AWAY		0- 1		0- 1	0- 3
0- 0	0- 0		0- 0		NEUTRAL		0- 0		0- 0	0- 0
0- 0	0- 0		0- 0		CONFERENCE		0- 0		0- 0	0- 0
0- 0	0- 0		0- 0		HOME		0- 0		0- 0	0- 0
0- 0	0- 0		0- 0		AWAY		0- 0		0- 0	0- 0
0- 0	0- 0		0- 0		NEUTRAL		0- 0		0- 0	0- 0

RPI 1-25				RPI 26-50				RPI 51-100				RPI 101+ Team's RPI: 308			
RPI	S	Opponent	Score	RPI	S	Opponent	Score	RPI	S	Opponent	Score	RPI	S	Opponent	Score
								84	A	Clemson	54 68	126	A	Southern Ill.	49 58
												153	A	Bowling Green	76 99
												154	H	Towson	69 76
												162	A	Appalachian St.	52 74
												167	H	Indiana St.	53 62
												179	A	Wisconsin	49 67
												246	H	Coppin St.	88 67
												267	H	Cleveland St.	86 64
												301	H	Tennessee St.	80 59
												348	H	Evansville	72 65
-----															
LAST 12 Division I GAMES:															
154	H	Towson	69 76	179	A	Wisconsin	49 67	246	H	Coppin St.	88 67				
84	A	Clemson	54 68	348	H	Evansville	72 65	162	A	Appalachian St.	52 74				
301	H	Tennessee St.	80 59	126	A	Southern Ill.	49 58	153	A	Bowling Green	76 99				
267	H	Cleveland St.	86 64												
167	H	Indiana St.	53 62												

Non-Div I Games: Bluefield St. 82 29

Marshall

Average RPI Win:	184	WON-LOST	WINNING	LAST 10	STRENGTH OF	OPP. STRENGTH	TEAM	ADJ.	CONF.	ADJ CONF.
Average RPI Loss:	0	RECORD	PCT. RANK	GAMES	SCHEDULE	OF SCHEDULE	RPI	RPI	RPI	RPI
DIV. I ONLY	11- 0	1	10-0	273	74	43	43	4	4	
DIV. I NON-CONF.	11- 0	1	1- 0	273	74	43	43	4	4	
-----										
TOTALS	RPI 1-25	RPI 26-50	W-L RECORDS	RPI 51-100	RPI 101-150	RPI 150+				
11- 0	0- 0	0- 0	OVERALL	4- 0	1- 0	6- 0				
6- 0	0- 0	0- 0	HOME	3- 0	0- 0	3- 0				
3- 0	0- 0	0- 0	AWAY	1- 0	0- 0	2- 0				
2- 0	0- 0	0- 0	NEUTRAL	0- 0	1- 0	1- 0				
11- 0	0- 0	0- 0	NON-CONFERENCE	4- 0	1- 0	6- 0				
6- 0	0- 0	0- 0	HOME	3- 0	0- 0	3- 0				
3- 0	0- 0	0- 0	AWAY	1- 0	0- 0	2- 0				
2- 0	0- 0	0- 0	NEUTRAL	0- 0	1- 0	1- 0				
0- 0	0- 0	0- 0	CONFERENCE	0- 0	0- 0	0- 0				
0- 0	0- 0	0- 0	HOME	0- 0	0- 0	0- 0				
0- 0	0- 0	0- 0	AWAY	0- 0	0- 0	0- 0				
0- 0	0- 0	0- 0	NEUTRAL	0- 0	0- 0	0- 0				

RPI 1-25				RPI 26-50				Team's RPI: 43				RPI 51-100				RPI 101+			
RPI	S	Opponent	Score	RPI	S	Opponent	Score					RPI	S	Opponent	Score	RPI	S	Opponent	Score
												63	H	Georgi a Tech	67 54	146	N	Georgi a	58 51
												65	A	South Carol i na	85 61	216	A	Del aware	77 53
												68	H	Dayton	82 71	217	A	George Washi ngton	69 30
												91	H	James Madi son	87 63	246	H	Coppi n St.	93 36
																283	H	UMBC	92 61
																291	H	Loyol a Maryl and	83 48
																333	N	Morgan St.	68 44
-----																			
										LAST 12 Division I GAMES:									
216	A	Del aware	77 53	146	N	Georgi a	58 51	333	N	Morgan St.	68 44	65	A	South Carolina	85 61	217	A	George Washi ngton	69 30
291	H	Loyol a Maryl and	83 48	68	H	Dayton	82 71	246	H	Coppi n St.	93 36	63	H	Georgi a Tech	67 54				
91	H	James Madi son	87 63																
283	H	UMBC	92 61																

Non-Div I Games:

Maryland

Average RPI Win:	266	WON-LOST	WINNING	LAST 10	STRENGTH OF	OPP. STRENGTH	TEAM	ADJ.	CONF.	ADJ CONF.
Average RPI Loss:	162	RECORD	PCT. RANK	GAMES	SCHEDULE	OF SCHEDULE	RPI	RPI	RPI	RPI
DIV. I ONLY	7- 6	157	5-5	279	259	239	239	17	17	
DIV. I NON-CONF.	7- 6	157	0- 1	279	259	239	239	17	17	
-----										
TOTALS	RPI 1-25	RPI 26-50	W-L RECORDS	RPI 51-100	RPI 101-150	RPI 150+				
7- 6	0- 0	0- 2	OVERALL	0- 0	0- 0	7- 4				
5- 2	0- 0	0- 0	HOME	0- 0	0- 0	5- 2				
1- 3	0- 0	0- 1	AWAY	0- 0	0- 0	1- 2				
1- 1	0- 0	0- 1	NEUTRAL	0- 0	0- 0	1- 0				
7- 6	0- 0	0- 2	NON-CONFERENCE	0- 0	0- 0	7- 4				
5- 2	0- 0	0- 0	HOME	0- 0	0- 0	5- 2				
1- 3	0- 0	0- 1	AWAY	0- 0	0- 0	1- 2				
1- 1	0- 0	0- 1	NEUTRAL	0- 0	0- 0	1- 0				
0- 0	0- 0	0- 0	CONFERENCE	0- 0	0- 0	0- 0				
0- 0	0- 0	0- 0	HOME	0- 0	0- 0	0- 0				
0- 0	0- 0	0- 0	AWAY	0- 0	0- 0	0- 0				
0- 0	0- 0	0- 0	NEUTRAL	0- 0	0- 0	0- 0				

RPI	S	Opponent	Score	RPI	S	Opponent	Score	RPI	S	Opponent	Score	RPI	S	Opponent	Score	Team's RPI: 239
30	A	Northeastern	52	53	46	N	Bucknell	58	77	154	A	Towson	53	78		
										176	H	North Dakota	52	59		
										205	H	Boston U.	66	55		
										237	H	Sacred Heart	78	61		
										253	A	Brown	90	61		
										260	H	Central Conn. St.	74	59		
										273	H	UMass Lowell	59	62		
										278	N	Fairfield	59	49		
										294	A	Siena	59	64		
										300	H	Incarnate Word	71	59		
										327	H	UTRGV	74	70		
LAST 12 Division I GAMES:																
273	H	UMass Lowell	59	62	278	N	Fairfield	59	49	253	A	Brown	90	61		
294	A	Siena	59	64	46	N	Bucknell	58	77	327	H	UTRGV	74	70		
205	H	Boston U.	66	55	260	H	Central Conn. St.	74	59	154	A	Towson	53	78		
300	H	Incarnate Word	71	59												
30	A	Northeastern	52	53												
176	H	North Dakota	52	59												

Non-Div I Games:

Massachusetts



Average RPI Win:	0	WON-LOST	WINNING	LAST 10	STRENGTH OF	OPP. STRENGTH	TEAM	ADJ.	CONF.	ADJ CONF.
Average RPI Loss:	164	RECORD	PCT. RANK	GAMES	SCHEDULE	OF SCHEDULE	RPI	RPI	RPI	RPI
DIV. I ONLY	0- 7	334	2-8	114	306	324	324	23	23	
DIV. I NON-CONF.	0- 7	334	0- 0	114	306	324	324	23	23	
-----										
TOTALS	RPI 1-25	RPI 26-50	W-L RECORDS	RPI 51-100	RPI 101-150	RPI 150+				
0- 7	0- 0	0- 0	OVERALL	0- 3	0- 2	0- 2				
0- 1	0- 0	0- 0	HOME	0- 0	0- 0	0- 1				
0- 6	0- 0	0- 0	AWAY	0- 3	0- 2	0- 1				
0- 0	0- 0	0- 0	NEUTRAL	0- 0	0- 0	0- 0				
0- 7	0- 0	0- 0	NON-CONFERENCE	0- 3	0- 2	0- 2				
0- 1	0- 0	0- 0	HOME	0- 0	0- 0	0- 1				
0- 6	0- 0	0- 0	AWAY	0- 3	0- 2	0- 1				
0- 0	0- 0	0- 0	NEUTRAL	0- 0	0- 0	0- 0				
0- 0	0- 0	0- 0	CONFERENCE	0- 0	0- 0	0- 0				
0- 0	0- 0	0- 0	HOME	0- 0	0- 0	0- 0				
0- 0	0- 0	0- 0	AWAY	0- 0	0- 0	0- 0				
0- 0	0- 0	0- 0	NEUTRAL	0- 0	0- 0	0- 0				

RPI 1-25				RPI 26-50				RPI 51-100				RPI 101+ Team' s RPI : 324					
RPI	S	Opponent	Score	RPI	S	Opponent	Score	RPI	S	Opponent	Score	RPI	S	Opponent	Score		
								53	A	Texas	40	96	122	A	Grambl i ng	51	75
								90	A	LSU	36	86	136	A	UAB	48	91
								97	A	Ri ce	65	93	314	A	La. -Monroe	60	69
												335	H	Loui si ana	59	70	
LAST 12 Di vi si on I GAMES:																	
				90	A	LSU	36	86	122	A	Grambl i ng	51	75				
				136	A	UAB	48	91									
				97	A	Ri ce	65	93									
				314	A	La. -Monroe	60	69									
				53	A	Texas	40	96									
				335	H	Loui si ana	59	70									

Non-Div I Games: LSU-Alexandria 60 68 Louisiana Col. 86 68 Southern-N. O. 106 54

McNeese



Average RPI Win: 188  
Average RPI Loss: 106

WON-LOST  
RECORD

WINNING  
PCT. RANK

LAST 10  
GAMES

STRENGTH OF  
SCHEDULE

OPP. STRENGTH  
OF SCHEDULE

TEAM  
RPI

ADJ.  
RPI

CONF.  
RPI

ADJ CONF.  
RPI

DIV. I ONLY	7- 5	132	6-4	98	92	96	96	22	22
DIV. I NON-CONF.	7- 5	132	1- 0	98	92	96	96	22	22
TOTALS	RPI 1-25	RPI 26-50	W-L RECORDS	RPI 51-100	RPI 101-150	RPI 150+			
7- 5	0- 2	0- 0	OVERALL	1- 1	0- 1	6- 1			
3- 2	0- 2	0- 0	HOME	1- 0	0- 0	2- 0			
3- 2	0- 0	0- 0	AWAY	0- 1	0- 1	3- 0			
1- 1	0- 0	0- 0	NEUTRAL	0- 0	0- 0	1- 1			
7- 5	0- 2	0- 0	NON-CONFERENCE	1- 1	0- 1	6- 1			
3- 2	0- 2	0- 0	HOME	1- 0	0- 0	2- 0			
3- 2	0- 0	0- 0	AWAY	0- 1	0- 1	3- 0			
1- 1	0- 0	0- 0	NEUTRAL	0- 0	0- 0	1- 1			
0- 0	0- 0	0- 0	CONFERENCE	0- 0	0- 0	0- 0			
0- 0	0- 0	0- 0	HOME	0- 0	0- 0	0- 0			
0- 0	0- 0	0- 0	AWAY	0- 0	0- 0	0- 0			
0- 0	0- 0	0- 0	NEUTRAL	0- 0	0- 0	0- 0			

RPI 1-25				RPI 26-50				RPI 51-100 Team's RPI: 96				RPI 101+			
RPI	S	Opponent	Score	RPI	S	Opponent	Score	RPI	S	Opponent	Score	RPI	S	Opponent	Score
21	H	Florida St.	56 57					52	H	Charlotte	57 40	146	A	Georgia	60 67
22	H	UCF	42 76					58	A	Wake Forest	54 69	153	N	Bowling Green	76 63
												210	A	Howard	85 70
												217	A	George Washington	61 53
												224	A	Ga. Southern	79 72
												225	H	Florida	92 82
												234	H	Kennesaw St.	64 48
												282	N	Memphis	53 59
LAST 12 Division I GAMES:															
153	N	Bowling Green	76 63	217	A	George Washington	61 53								
282	N	Memphis	53 59	210	A	Howard	85 70								
22	H	UCF	42 76	52	H	Charlotte	57 40								
225	H	Florida	92 82	21	H	Florida St.	56 57								
224	A	Ga. Southern	79 72	234	H	Kennesaw St.	64 48								
58	A	Wake Forest	54 69	146	A	Georgia	60 67								

Non-Div I Games:

Mercer

Average RPI Win:	146	WON-LOST	WINNING	LAST 10	STRENGTH OF	OPP. STRENGTH	TEAM	ADJ.	CONF.	ADJ CONF.
Average RPI Loss:	40	RECORD	PCT. RANK	GAMES	SCHEDULE	OF SCHEDULE	RPI	RPI	RPI	RPI
DIV. I ONLY	11- 2	34	8-2	119	21	20	20	1	1	
DIV. I NON-CONF.	11- 2	34	2- 1	119	21	20	20	1	1	
-----										
TOTALS	RPI 1-25	RPI 26-50	W-L RECORDS	RPI 51-100	RPI 101-150	RPI 150+				
11- 2	1- 1	1- 0	OVERALL	2- 1	2- 0	5- 0				
8- 0	1- 0	1- 0	HOME	1- 0	2- 0	3- 0				
1- 2	0- 1	0- 0	AWAY	0- 1	0- 0	1- 0				
2- 0	0- 0	0- 0	NEUTRAL	1- 0	0- 0	1- 0				
11- 2	1- 1	1- 0	NON-CONFERENCE	2- 1	2- 0	5- 0				
8- 0	1- 0	1- 0	HOME	1- 0	2- 0	3- 0				
1- 2	0- 1	0- 0	AWAY	0- 1	0- 0	1- 0				
2- 0	0- 0	0- 0	NEUTRAL	1- 0	0- 0	1- 0				
0- 0	0- 0	0- 0	CONFERENCE	0- 0	0- 0	0- 0				
0- 0	0- 0	0- 0	HOME	0- 0	0- 0	0- 0				
0- 0	0- 0	0- 0	AWAY	0- 0	0- 0	0- 0				
0- 0	0- 0	0- 0	NEUTRAL	0- 0	0- 0	0- 0				

RPI	S	Opponent	Score	RPI	S	Opponent	Score	RPI	S	Opponent	Score	RPI	S	Opponent	Score
8	A	Iowa St.	52 75	44	H	Colorado	73 58	66	H	SFA	81 60	111	H	Nebraska	82 68
17	H	Marquette	63 55					72	A	Purdue	63 74	129	H	Hartford	75 62
								98	N	Alabama	101 74	171	N	Vanderbilt	90 65
												190	H	New Orleans	78 38
												211	H	Temple	73 61
												244	H	UMES	71 53
												322	A	FIU	94 43
-----															
LAST 12 Division I GAMES:															
190	H	New Orleans	78 38	129	H	Hartford	75 62								
44	H	Colorado	73 58	17	H	Marquette	63 55								
72	A	Purdue	63 74	8	A	Iowa St.	52 75								
211	H	Temple	73 61	98	N	Alabama	101 74								
111	H	Nebraska	82 68	171	N	Vanderbilt	90 65								
66	H	SFA	81 60	244	H	UMES	71 53								

Non-Div I Games:

Miami (FL)

Average RPI Win:	249	WON-LOST	WINNING	LAST 10	STRENGTH OF	OPP. STRENGTH	TEAM	ADJ.	CONF.	ADJ CONF.
Average RPI Loss:	173	RECORD	PCT. RANK	GAMES	SCHEDULE	OF SCHEDULE	RPI	RPI	RPI	RPI
DIV. I ONLY	8- 2	50	8-2	319	169	125	125	10	10	
DIV. I NON-CONF.	8- 2	50	1- 0	319	169	125	125	10	10	
-----										
TOTALS	RPI 1-25	RPI 26-50	W-L RECORDS	RPI 51-100	RPI 101-150	RPI 150+				
8- 2	0- 1	0- 0	OVERALL	0- 0	1- 0	7- 1				
3- 0	0- 0	0- 0	HOME	0- 0	1- 0	2- 0				
5- 2	0- 1	0- 0	AWAY	0- 0	0- 0	5- 1				
0- 0	0- 0	0- 0	NEUTRAL	0- 0	0- 0	0- 0				
8- 2	0- 1	0- 0	NON-CONFERENCE	0- 0	1- 0	7- 1				
3- 0	0- 0	0- 0	HOME	0- 0	1- 0	2- 0				
5- 2	0- 1	0- 0	AWAY	0- 0	0- 0	5- 1				
0- 0	0- 0	0- 0	NEUTRAL	0- 0	0- 0	0- 0				
0- 0	0- 0	0- 0	CONFERENCE	0- 0	0- 0	0- 0				
0- 0	0- 0	0- 0	HOME	0- 0	0- 0	0- 0				
0- 0	0- 0	0- 0	AWAY	0- 0	0- 0	0- 0				
0- 0	0- 0	0- 0	NEUTRAL	0- 0	0- 0	0- 0				

RPI 1-25				RPI 26-50				RPI 51-100				RPI 101+				Team's RPI: 125
RPI	S	Opponent	Score	RPI	S	Opponent	Score	RPI	S	Opponent	Score	RPI	S	Opponent	Score	
9	A	Louisville	73 95									134	H	Cincinnati	78 65	
												168	A	Jacksonville St.	58 41	
												188	H	High Point	68 55	
												259	H	Eastern Ky.	60 44	
												299	A	Detroit Mercy	78 59	
												304	A	Valparaiso	68 47	
												311	A	UIC	65 56	
												326	A	Canisius	62 59	
												337	A	Florida A&M	56 57	
-----																
LAST 12 Division I GAMES:																
188	H	High Point	68 55	168	A	Jacksonville St.	58 41									
299	A	Detroit Mercy	78 59	337	A	Florida A&M	56 57									
259	H	Eastern Ky.	60 44	304	A	Valparaiso	68 47									
326	A	Canisius	62 59	134	H	Cincinnati	78 65									
				311	A	UIC	65 56									
				9	A	Louisville	73 95									

Non-Div I Games:

Miami (OH)

Average RPI Win:	220	WON-LOST	WINNING	LAST 10	STRENGTH OF	OPP. STRENGTH	TEAM	ADJ.	CONF.	ADJ CONF.
Average RPI Loss:	25	RECORD	PCT. RANK	GAMES	SCHEDULE	OF SCHEDULE	RPI	RPI	RPI	RPI

DIV. I ONLY	9- 3	64	7-3	257	55	95	95	4	4
DIV. I NON-CONF.	9- 3	64	1- 1	257	55	95	95	4	4
TOTALS	RPI 1-25	RPI 26-50	W-L RECORDS	RPI 51-100	RPI 101-150	RPI 150+			
9- 3	0- 2	0- 0	OVERALL	2- 1	1- 0	6- 0			
5- 0	0- 0	0- 0	HOME	0- 0	1- 0	4- 0			
2- 2	0- 2	0- 0	AWAY	0- 0	0- 0	2- 0			
2- 1	0- 0	0- 0	NEUTRAL	2- 1	0- 0	0- 0			
9- 3	0- 2	0- 0	NON-CONFERENCE	2- 1	1- 0	6- 0			
5- 0	0- 0	0- 0	HOME	0- 0	1- 0	4- 0			
2- 2	0- 2	0- 0	AWAY	0- 0	0- 0	2- 0			
2- 1	0- 0	0- 0	NEUTRAL	2- 1	0- 0	0- 0			
0- 0	0- 0	0- 0	CONFERENCE	0- 0	0- 0	0- 0			
0- 0	0- 0	0- 0	HOME	0- 0	0- 0	0- 0			
0- 0	0- 0	0- 0	AWAY	0- 0	0- 0	0- 0			
0- 0	0- 0	0- 0	NEUTRAL	0- 0	0- 0	0- 0			

RPI S Opponent Score	RPI S Opponent Score	RPI S Opponent Score	RPI S Opponent Score
5 A NC State 55 66		53 N Texas 52 69	114 H Southern U. 76 35
17 A Marquette 74 85		54 N Missouri 70 54	200 H Mt. St. Mary's 88 40
		100 N Washington 80 73	215 A Oakland 85 59
			299 H Detroit Mercy 95 62
			313 A Western Mich. 79 42
			333 H Morgan St. 70 47
			350 H LIU Brooklyn 83 38
LAST 12 Division I GAMES:			
100 N Washington 80 73	114 H Southern U. 76 35	333 H Morgan St. 70 47	
53 N Texas 52 69	215 A Oakland 85 59	350 H LIU Brooklyn 83 38	
54 N Missouri 70 54	17 A Marquette 74 85	5 A NC State 55 66	
299 H Detroit Mercy 95 62			
313 A Western Mich. 79 42			
200 H Mt. St. Mary's 88 40			

Non-Div I Games:

Michigan

Average RPI	Win:	173	WON-LOST	WINNING	LAST 10	STRENGTH OF	OPP. STRENGTH	TEAM	ADJ.	CONF.	ADJ CONF.
Average RPI	Loss:	5	RECORD	PCT. RANK	GAMES	SCHEDULE	OF SCHEDULE	RPI	RPI	RPI	RPI
DIV. I ONLY		10- 1		17	9-1	186	14	33	33	4	4
DIV. I NON-CONF.		10- 1		17	1- 0	186	14	33	33	4	4
-----											
TOTALS	RPI 1-25		RPI 26-50		W-L RECORDS	RPI 51-100		RPI 101-150		RPI 150+	
10- 1	1- 1		0- 0		OVERALL	1- 0		1- 0		7- 0	
7- 0	1- 0		0- 0		HOME	1- 0		0- 0		5- 0	
2- 0	0- 0		0- 0		AWAY	0- 0		1- 0		1- 0	
1- 1	0- 1		0- 0		NEUTRAL	0- 0		0- 0		1- 0	
10- 1	1- 1		0- 0		NON-CONFERENCE	1- 0		1- 0		7- 0	
7- 0	1- 0		0- 0		HOME	1- 0		0- 0		5- 0	
2- 0	0- 0		0- 0		AWAY	0- 0		1- 0		1- 0	
1- 1	0- 1		0- 0		NEUTRAL	0- 0		0- 0		1- 0	
0- 0	0- 0		0- 0		CONFERENCE	0- 0		0- 0		0- 0	
0- 0	0- 0		0- 0		HOME	0- 0		0- 0		0- 0	
0- 0	0- 0		0- 0		AWAY	0- 0		0- 0		0- 0	
0- 0	0- 0		0- 0		NEUTRAL	0- 0		0- 0		0- 0	

RPI	S	Opponent	Score	RPI	S	Opponent	Score	RPI	S	Opponent	Score	RPI	S	Opponent	Score
3	H	Oregon	88 82					81	H	Wright St.	84 68	129	A	Hartford	74 66
5	N	NC State	74 78									153	H	Bowling Green	99 69
												158	H	Virginia	91 66
												208	H	Texas Southern	91 45
												215	A	Oakland	102 58
												234	N	Kennesaw St.	75 51
												269	H	Fla. Atlantic	89 74
												280	H	ETSU	75 53
-----															
LAST 12 Division I GAMES:															
269	H	Fla. Atlantic	89 74	3	H	Oregon	88 82	215	A	Oakland	102 58	208	H	Texas Southern	91 45
129	A	Hartford	74 66					158	H	Virginia	91 66	234	N	Kennesaw St.	75 51
81	H	Wright St.	84 68					269	H	Fla. Atlantic	89 74	5	N	NC State	74 78
280	H	ETSU	75 53												
153	H	Bowling Green	99 69												

Non-Div I Games:

Michigan St.

Average RPI Win:	212	WON-LOST	WINNING	LAST 10	STRENGTH OF	OPP. STRENGTH	TEAM	ADJ.	CONF.	ADJ CONF.
Average RPI Loss:	52	RECORD	PCT. RANK	GAMES	SCHEDULE	OF SCHEDULE	RPI	RPI	RPI	RPI
DIV. I ONLY	8- 3	69	7-3	89	193	51	51	16	16	
DIV. I NON-CONF.	8- 3	69	1- 0	89	193	51	51	16	16	
-----										
TOTALS	RPI 1-25	RPI 26-50	W-L RECORDS	RPI 51-100	RPI 101-150	RPI 150+				
8- 3	0- 1	0- 1	OVERALL	0- 1	0- 0	8- 0				
4- 1	0- 0	0- 1	HOME	0- 0	0- 0	4- 0				
3- 2	0- 1	0- 0	AWAY	0- 1	0- 0	3- 0				
1- 0	0- 0	0- 0	NEUTRAL	0- 0	0- 0	1- 0				
8- 3	0- 1	0- 1	NON-CONFERENCE	0- 1	0- 0	8- 0				
4- 1	0- 0	0- 1	HOME	0- 0	0- 0	4- 0				
3- 2	0- 1	0- 0	AWAY	0- 1	0- 0	3- 0				
1- 0	0- 0	0- 0	NEUTRAL	0- 0	0- 0	1- 0				
0- 0	0- 0	0- 0	CONFERENCE	0- 0	0- 0	0- 0				
0- 0	0- 0	0- 0	HOME	0- 0	0- 0	0- 0				
0- 0	0- 0	0- 0	AWAY	0- 0	0- 0	0- 0				
0- 0	0- 0	0- 0	NEUTRAL	0- 0	0- 0	0- 0				

RPI 1-25				RPI 26-50				RPI 51-100 Team's RPI: 51				RPI 101+			
RPI	S	Opponent	Score	RPI	S	Opponent	Score	RPI	S	Opponent	Score	RPI	S	Opponent	Score
18	A	Kentucky	55 72	50	H	Belmont	38 45	88	A	Tennessee Tech	64 68	170	H	Georgia St.	69 54
												171	H	Vanderbilt	65 58
												177	H	UNC Asheville	67 46
												181	A	Troy	67 64
												229	A	Furman	78 71
												241	N	Dartmouth	70 58
												251	A	UNLV	66 62
												277	H	Mississippi Val.	101 51
-----															
LAST 12 Division I GAMES:															
251	A	UNLV	66 62	181	A	Troy	67 64								
177	H	UNC Asheville	67 46	170	H	Georgia St.	69 54								
18	A	Kentucky	55 72	241	N	Dartmouth	70 58								
229	A	Furman	78 71	277	H	Mississippi Val.	101 51								
171	H	Vanderbilt	65 58	50	H	Belmont	38 45								
				88	A	Tennessee Tech	64 68								

Non-Div I Games:

Middle Tenn.



Average RPI	Win:	264	WON-LOST	WINNING	LAST 10	STRENGTH OF	OPP. STRENGTH	TEAM	ADJ.	CONF.	ADJ CONF.
Average RPI	Loss:	62	RECORD	PCT. RANK	GAMES	SCHEDULE	OF SCHEDULE	RPI	RPI	RPI	RPI
DIV. I ONLY		5- 6		176	5-5	159	140	178	178	15	15
DIV. I NON-CONF.		5- 6		176	0- 1	159	140	178	178	15	15
-----											
TOTALS	RPI 1-25		RPI 26-50		W-L RECORDS	RPI 51-100		RPI 101-150		RPI 150+	
5- 6	0- 3		0- 1		OVERALL	0- 1		0- 0		5- 1	
2- 3	0- 2		0- 0		HOME	0- 0		0- 0		2- 1	
2- 3	0- 1		0- 1		AWAY	0- 1		0- 0		2- 0	
1- 0	0- 0		0- 0		NEUTRAL	0- 0		0- 0		1- 0	
5- 6	0- 3		0- 1		NON-CONFERENCE	0- 1		0- 0		5- 1	
2- 3	0- 2		0- 0		HOME	0- 0		0- 0		2- 1	
2- 3	0- 1		0- 1		AWAY	0- 1		0- 0		2- 0	
1- 0	0- 0		0- 0		NEUTRAL	0- 0		0- 0		1- 0	
0- 0	0- 0		0- 0		CONFERENCE	0- 0		0- 0		0- 0	
0- 0	0- 0		0- 0		HOME	0- 0		0- 0		0- 0	
0- 0	0- 0		0- 0		AWAY	0- 0		0- 0		0- 0	
0- 0	0- 0		0- 0		NEUTRAL	0- 0		0- 0		0- 0	

RPI	S	Opponent	Score	RPI	S	Opponent	Score	RPI	S	Opponent	Score	RPI	S	Opponent	Score
15	A	Indiana	66 68	40	A	Saint Mary's (CA)	71 73	99	A	Fresno St.	48 65	176	A	North Dakota	64 46
17	H	Marquette	74 83									179	H	Wisconsin	57 68
21	H	Florida St.	62 87									194	N	UC Riverside	56 54
												285	H	Columbia	78 65
												325	A	North Dakota St.	57 55
												340	H	Purdue Fort Wayne	70 48
-----															
Team's RPI: 178															
LAST 12 Division I GAMES:															
21	H	Florida St.	62 87	17	H	Marquette	74 83	194	N	UC Riverside	56 54	40	A	Saint Mary's (CA)	71 73
325	A	North Dakota St.	57 55	99	A	Fresno St.	48 65	285	H	Columbia	78 65	179	H	Wisconsin	57 68
176	A	North Dakota	64 46												
340	H	Purdue Fort Wayne	70 48												
15	A	Indiana	66 68												

Non-Div I Games:

Milwaukee

Average RPI	Win:	174	WON-LOST	WINNING	LAST 10	STRENGTH OF	OPP. STRENGTH	TEAM	ADJ.	CONF.	ADJ CONF.
Average RPI	Loss:	0	RECORD	PCT. RANK	GAMES	SCHEDULE	OF SCHEDULE	RPI	RPI	RPI	RPI
DIV. I ONLY		11- 0	1	10-0	248	24	28	28	4	4	
DIV. I NON-CONF.		11- 0	1	1- 0	248	24	28	28	4	4	
-----											
TOTALS	RPI 1-25		RPI 26-50		W-L RECORDS	RPI 51-100		RPI 101-150		RPI 150+	
11- 0	1- 0		0- 0		OVERALL	2- 0		1- 0		7- 0	
9- 0	1- 0		0- 0		HOME	0- 0		1- 0		7- 0	
2- 0	0- 0		0- 0		AWAY	2- 0		0- 0		0- 0	
0- 0	0- 0		0- 0		NEUTRAL	0- 0		0- 0		0- 0	
11- 0	1- 0		0- 0		NON-CONFERENCE	2- 0		1- 0		7- 0	
9- 0	1- 0		0- 0		HOME	0- 0		1- 0		7- 0	
2- 0	0- 0		0- 0		AWAY	2- 0		0- 0		0- 0	
0- 0	0- 0		0- 0		NEUTRAL	0- 0		0- 0		0- 0	
0- 0	0- 0		0- 0		CONFERENCE	0- 0		0- 0		0- 0	
0- 0	0- 0		0- 0		HOME	0- 0		0- 0		0- 0	
0- 0	0- 0		0- 0		AWAY	0- 0		0- 0		0- 0	
0- 0	0- 0		0- 0		NEUTRAL	0- 0		0- 0		0- 0	

RPI	S	Opponent	Score	RPI	S	Opponent	Score	Team's RPI: 28	RPI	S	Opponent	Score	RPI	S	Opponent	Score
6	H	Syracuse	72 68						82	A	Boston College	77 69	116	H	Rhode Island	91 71
									89	A	Xavier	78 53	186	H	Ark. -Pine Bluff	84 42
													187	H	Air Force	67 50
													188	H	San Diego	53 48
													204	H	Cornell	65 45
													246	H	Coppin St.	84 52
													300	H	Incarnate Word	75 39
													305	H	New Hampshire	70 47
-----																
LAST 12 Division I GAMES:																
116	H	Rhode Island	91 71	6	H	Syracuse	72 68		204	H	Cornell	65 45				
246	H	Coppin St.	84 52						186	H	Ark. -Pine Bluff	84 42				
82	A	Boston College	77 69						188	H	San Diego	53 48				
300	H	Incarnate Word	75 39						89	A	Xavier	78 53				
187	H	Air Force	67 50						305	H	New Hampshire	70 47				

Non-Div I Games:

Minnesota

Average RPI	Win:	157	WON-LOST	WINNING	LAST 10	STRENGTH OF	OPP. STRENGTH	TEAM	ADJ.	CONF.	ADJ CONF.
Average RPI	Loss:	3	RECORD	PCT. RANK	GAMES	SCHEDULE	OF SCHEDULE	RPI	RPI	RPI	RPI
DIV. I ONLY		11- 1		11	9-1	97	27	12	12	6	6
DIV. I NON-CONF.		11- 1		11	1- 0	97	27	12	12	6	6
-----											
TOTALS	RPI 1-25		RPI 26-50		W-L RECORDS	RPI 51-100		RPI 101-150		RPI 150+	
11- 1	1- 1		1- 0		OVERALL	2- 0		1- 0		6- 0	
6- 0	1- 0		1- 0		HOME	0- 0		0- 0		4- 0	
5- 1	0- 1		0- 0		AWAY	2- 0		1- 0		2- 0	
0- 0	0- 0		0- 0		NEUTRAL	0- 0		0- 0		0- 0	
11- 1	1- 1		1- 0		NON-CONFERENCE	2- 0		1- 0		6- 0	
6- 0	1- 0		1- 0		HOME	0- 0		0- 0		4- 0	
5- 1	0- 1		0- 0		AWAY	2- 0		1- 0		2- 0	
0- 0	0- 0		0- 0		NEUTRAL	0- 0		0- 0		0- 0	
0- 0	0- 0		0- 0		CONFERENCE	0- 0		0- 0		0- 0	
0- 0	0- 0		0- 0		HOME	0- 0		0- 0		0- 0	
0- 0	0- 0		0- 0		AWAY	0- 0		0- 0		0- 0	
0- 0	0- 0		0- 0		NEUTRAL	0- 0		0- 0		0- 0	

RPI	S	Opponent	Score	RPI	S	Opponent	Score	RPI	S	Opponent	Score	RPI	S	Opponent	Score
3	A	Oregon	74 82	32	H	Lamar University	104 53	53	A	Texas	67 49	148	A	Little Rock	98 63
17	H	Marquette	87 82					100	A	Washington	103 56	158	A	Virginia	72 44
												218	A	Southern Miss.	86 42
												221	H	Southeast Mo. St.	88 53
												229	H	Furman	106 41
												246	H	Coppin St.	110 38
												307	H	Jackson St.	105 38
-----															
LAST 12 Division I GAMES:															
100	A	Washington	103 56	307	H	Jackson St.	105 38	3	A	Oregon	74 82	229	H	Furman	106 41
218	A	Southern Miss.	86 42	246	H	Coppin St.	110 38	17	H	Marquette	87 82	32	H	Lamar University	104 53
53	A	Texas	67 49	158	A	Virginia	72 44	53	A	Texas	67 49	158	A	Virginia	72 44
148	A	Little Rock	98 63	221	H	Southeast Mo. St.	88 53	148	A	Little Rock	98 63	221	H	Southeast Mo. St.	88 53

Non-Div I Games:

Mississippi St.

Average RPI Win:	346	WON-LOST	WINNING	LAST 10	STRENGTH OF	OPP. STRENGTH	TEAM	ADJ.	CONF.	ADJ CONF.
Average RPI Loss:	176	RECORD	PCT. RANK	GAMES	SCHEDULE	OF SCHEDULE	RPI	RPI	RPI	RPI
DIV. I ONLY	1- 9	328	1-9	76	350	277	277	25	25	
DIV. I NON-CONF.	1- 9	328	0- 1	76	350	277	277	25	25	
-----										
TOTALS	RPI 1-25	RPI 26-50	W-L RECORDS	RPI 51-100	RPI 101-150	RPI 150+				
1- 9	0- 0	0- 0	OVERALL	0- 2	0- 1	1- 6				
0- 1	0- 0	0- 0	HOME	0- 0	0- 1	0- 0				
1- 7	0- 0	0- 0	AWAY	0- 2	0- 0	1- 5				
0- 1	0- 0	0- 0	NEUTRAL	0- 0	0- 0	0- 1				
1- 9	0- 0	0- 0	NON-CONFERENCE	0- 2	0- 1	1- 6				
0- 1	0- 0	0- 0	HOME	0- 0	0- 1	0- 0				
1- 7	0- 0	0- 0	AWAY	0- 2	0- 0	1- 5				
0- 1	0- 0	0- 0	NEUTRAL	0- 0	0- 0	0- 1				
0- 0	0- 0	0- 0	CONFERENCE	0- 0	0- 0	0- 0				
0- 0	0- 0	0- 0	HOME	0- 0	0- 0	0- 0				
0- 0	0- 0	0- 0	AWAY	0- 0	0- 0	0- 0				
0- 0	0- 0	0- 0	NEUTRAL	0- 0	0- 0	0- 0				

RPI 1-25				RPI 26-50				RPI 51-100				RPI 101+ Team's RPI: 277					
RPI	S	Opponent	Score	RPI	S	Opponent	Score	RPI	S	Opponent	Score	RPI	S	Opponent	Score		
								51	A	Middle Tenn.	51	101	141	H	North Ala.	72	86
								83	A	TCU	47	96	175	A	Nicholls St.	47	72
													181	N	Troy	54	75
													184	A	Arkansas St.	57	60
													218	A	Southern Miss.	60	67
													235	A	SMU	47	62
													314	A	La. -Monroe	65	72
													346	A	Austin Peay	95	89
LAST 12 Division I GAMES:																	
				141	H	North Ala.	72	86	51	A	Middle Tenn.	51	101				
				184	A	Arkansas St.	57	60	346	A	Austin Peay	95	89				
				314	A	La. -Monroe	65	72	235	A	SMU	47	62				
				175	A	Nicholls St.	47	72	83	A	TCU	47	96				
				181	N	Troy	54	75									
				218	A	Southern Miss.	60	67									

Non-Div I Games:

Mississippi Val.



Missouri St.

Missouri St.					Through Games Of Dec. 23, 2018						
Average RPI	Win:	223	WON-LOST	WINNING	LAST 10	STRENGTH OF	OPP. STRENGTH	TEAM	ADJ.	CONF.	ADJ CONF.
Average RPI	Loss:	107	RECORD	PCT. RANK	GAMES	SCHEDULE	OF SCHEDULE	RPI	RPI	RPI	RPI
DIV. I ONLY		3- 7		253	3-7	34	224	165	165	14	14
DIV. I NON-CONF.		3- 7		253	1- 0	34	224	165	165	14	14
-----											
TOTALS		RPI 1-25		RPI 26-50	W-L RECORDS	RPI 51-100		RPI 101-150		RPI 150+	
3- 7		0- 3		0- 0	OVERALL	0- 1		0- 0		3- 3	
1- 2		0- 2		0- 0	HOME	0- 0		0- 0		1- 0	
0- 5		0- 1		0- 0	AWAY	0- 1		0- 0		0- 3	
2- 0		0- 0		0- 0	NEUTRAL	0- 0		0- 0		2- 0	
3- 7		0- 3		0- 0	NON-CONFERENCE	0- 1		0- 0		3- 3	
1- 2		0- 2		0- 0	HOME	0- 0		0- 0		1- 0	
0- 5		0- 1		0- 0	AWAY	0- 1		0- 0		0- 3	
2- 0		0- 0		0- 0	NEUTRAL	0- 0		0- 0		2- 0	
0- 0		0- 0		0- 0	CONFERENCE	0- 0		0- 0		0- 0	
0- 0		0- 0		0- 0	HOME	0- 0		0- 0		0- 0	
0- 0		0- 0		0- 0	AWAY	0- 0		0- 0		0- 0	
0- 0		0- 0		0- 0	NEUTRAL	0- 0		0- 0		0- 0	

RPI 1-25			
RPI	S	Opponent	Score
14	H	South Dakota	74 85
15	A	Indiana	74 98
16	H	Gonzaga	67 70

RPI 26-50			
RPI	S	Opponent	Score

RPI 51-100			
RPI	S	Opponent	Score
54	A	Missouri	61 65

RPI 101+			
RPI	S	Opponent	Score
151	A	Santa Clara	73 77
157	N	Louisiana Tech	82 70
236	A	Wichita St.	60 63
255	N	SIUE	68 65
258	H	Ball St.	74 54
261	A	North Texas	76 83

			LAST 12 Division I GAMES:						
16	H	Gonzaga	67	70	255	N	SIUE	68	65
15	A	Indiana	74	98	157	N	Louisiana Tech	82	70
14	H	South Dakota	74	85	54	A	Missouri	61	65
261	A	North Texas	76	83	236	A	Wichita St.	60	63
151	A	Santa Clara	73	77					
258	H	Ball St.	74	54					

Non-Div I Games:

Missouri St.

Missouri St.

Average RPI Win:	251	WON-LOST	WINNING	LAST 10	STRENGTH OF	OPP. STRENGTH	TEAM	ADJ.	CONF.	ADJ CONF.
Average RPI Loss:	160	RECORD	PCT. RANK	GAMES	SCHEDULE	OF SCHEDULE	RPI	RPI	RPI	RPI
DIV. I ONLY	4- 7	227	4-6	165	262	226	226	28	28	
DIV. I NON-CONF.	4- 7	227	0- 1	165	262	226	226	28	28	
-----										
TOTALS	RPI 1-25	RPI 26-50	W-L RECORDS	RPI 51-100	RPI 101-150	RPI 150+				
4- 7	0- 0	0- 2	OVERALL	0- 1	0- 0	4- 4				
2- 3	0- 0	0- 1	HOME	0- 1	0- 0	2- 1				
2- 4	0- 0	0- 1	AWAY	0- 0	0- 0	2- 3				
0- 0	0- 0	0- 0	NEUTRAL	0- 0	0- 0	0- 0				
4- 7	0- 0	0- 2	NON-CONFERENCE	0- 1	0- 0	4- 4				
2- 3	0- 0	0- 1	HOME	0- 1	0- 0	2- 1				
2- 4	0- 0	0- 1	AWAY	0- 0	0- 0	2- 3				
0- 0	0- 0	0- 0	NEUTRAL	0- 0	0- 0	0- 0				
0- 0	0- 0	0- 0	CONFERENCE	0- 0	0- 0	0- 0				
0- 0	0- 0	0- 0	HOME	0- 0	0- 0	0- 0				
0- 0	0- 0	0- 0	AWAY	0- 0	0- 0	0- 0				
0- 0	0- 0	0- 0	NEUTRAL	0- 0	0- 0	0- 0				

RPI 1-25				RPI 26-50				RPI 51-100				RPI 101+				Team's RPI : 226	
RPI	S	Opponent	Score	RPI	S	Opponent	Score	RPI	S	Opponent	Score	RPI	S	Opponent	Score		
27	A	Virginia Tech	49 82	49				87	H	Princeton	47 79	164	A	East Carol ina	67 73		
46	H	Bucknel l	32 70	32								169	A	Lehi gh	48 63		
												217	A	George Washi ngton	55 51		
												230	H	Navy	68 67		
												237	A	Sacred Heart	55 50		
												291	H	Loyol a Maryl and	67 75		
												318	H	Al bany (NY)	64 56		
												334	A	Lafayette	69 73		
LAST 12 Di vi si on I GAMES:																	
217	A	George Washi ngton	55 51	291	H	Loyol a Maryl and	67 75										
237	A	Sacred Heart	55 50	230	H	Navy	68 67										
318	H	Al bany (NY)	64 56	87	H	Princeton	47 79										
27	A	Vi rgi ni a Tech	49 82	334	A	Lafayette	69 73										
169	A	Lehi gh	48 63	46	H	Bucknel l	32 70										
164	A	East Carol ina	67 73														

Non-Div I Games:

Monmouth

M  
o  
n  
t  
a  
n  
a

Montana				Through Games Of Dec. 23, 2018								
Average RPI Win:		198	WON-LOST RECORD	WINNING PCT. RANK	LAST 10 GAMES	STRENGTH OF SCHEDULE	OPP. STRENGTH OF SCHEDULE	TEAM RPI	ADJ. RPI	CONF. RPI	ADJ CONF. RPI	
Average RPI Loss:		59										
DIV. I ONLY			4- 4	159	5-4	37	182	77	77	11	11	
DIV. I NON-CONF.			4- 4	159	1- 0	37	182	77	77	11	11	
-----												
TOTALS		RPI 1-25	RPI 26-50		W-L RECORDS		RPI 51-100	RPI 101-150	RPI 150+			
4- 4		0- 2	0- 0		OVERALL		1- 1	1- 1	2- 0			
2- 1		0- 1	0- 0		HOME		1- 0	1- 0	0- 0			
1- 3		0- 1	0- 0		AWAY		0- 1	0- 1	1- 0			
1- 0		0- 0	0- 0		NEUTRAL		0- 0	0- 0	1- 0			
4- 4		0- 2	0- 0		NON-CONFERENCE		1- 1	1- 1	2- 0			
2- 1		0- 1	0- 0		HOME		1- 0	1- 0	0- 0			
1- 3		0- 1	0- 0		AWAY		0- 1	0- 1	1- 0			
1- 0		0- 0	0- 0		NEUTRAL		0- 0	0- 0	1- 0			
0- 0		0- 0	0- 0		CONFERENCE		0- 0	0- 0	0- 0			
0- 0		0- 0	0- 0		HOME		0- 0	0- 0	0- 0			
0- 0		0- 0	0- 0		AWAY		0- 0	0- 0	0- 0			
0- 0		0- 0	0- 0		NEUTRAL		0- 0	0- 0	0- 0			
-----												
RPI 1-25				RPI 26-50		RPI 51-100		Team's RPI: 77		RPI 101+		
RPI	S	Opponent	Score	RPI	S	Opponent	Score	RPI	S	Opponent	Score	
14	H	South Dakota	41 64					94	H	UC Davis	62 56	
16	A	Gonzaga	52 76					100	A	Washington	54 69	
										104	A Arizona	51 100
										115	H Northern Ill.	86 70
										242	N Saint Francis (PA)	79 77
										342	A Grand Canyon	69 47
-----												
LAST 12 Division I GAMES:												
115 H Northern Ill.				86 70	242 N Saint Francis (PA)				79 77			
14 H South Dakota				41 64	94 H UC Davis				62 56			
16 A Gonzaga				52 76	100 A Washington				54 69			
					342 A Grand Canyon				69 47			
					104 A Arizona				51 100			

M  
o  
n  
t  
a  
n  
a

Non-Div I Games: Providence (MT) 90 45

Montana



Average RPI Win: 230      WON-LOST      WINNING      LAST 10  
Average RPI Loss: 49      RECORD      PCT. RANK      GAMES      STRENGTH OF      OPP. STRENGTH      TEAM      ADJ.      CONF.      ADJ CONF.  
SCHEDULE      OF SCHEDULE      RPI      RPI      RPI      RPI

DIV. I ONLY	4- 5	191	5-5	111	81	133	133	11	11
DIV. I NON-CONF.	4- 5	191	1- 0	111	81	133	133	11	11
-----									
TOTALS	RPI 1-25	RPI 26-50	W-L RECORDS	RPI 51-100	RPI 101-150	RPI 150+			
4- 5	0- 1	0- 2	OVERALL	0- 2	0- 0	4- 0			
2- 1	0- 0	0- 1	HOME	0- 0	0- 0	2- 0			
1- 4	0- 1	0- 1	AWAY	0- 2	0- 0	1- 0			
1- 0	0- 0	0- 0	NEUTRAL	0- 0	0- 0	1- 0			
4- 5	0- 1	0- 2	NON-CONFERENCE	0- 2	0- 0	4- 0			
2- 1	0- 0	0- 1	HOME	0- 0	0- 0	2- 0			
1- 4	0- 1	0- 1	AWAY	0- 2	0- 0	1- 0			
1- 0	0- 0	0- 0	NEUTRAL	0- 0	0- 0	1- 0			
0- 0	0- 0	0- 0	CONFERENCE	0- 0	0- 0	0- 0			
0- 0	0- 0	0- 0	HOME	0- 0	0- 0	0- 0			
0- 0	0- 0	0- 0	AWAY	0- 0	0- 0	0- 0			
0- 0	0- 0	0- 0	NEUTRAL	0- 0	0- 0	0- 0			

RPI 1-25				RPI 26-50				RPI 51-100				RPI 101+ Team's RPI: 133			
RPI	S	Opponent	Score	RPI	S	Opponent	Score	RPI	S	Opponent	Score	RPI	S	Opponent	Score
17	A	Marquette	52 100	36	H	South Dakota St.	67 88	66	A	SFA	53 60	183	A	Texas St.	67 59
				45	A	Wyomi ng	58 66	83	A	TCU	49 71	216	N	Del aware	69 60
												243	H	Long Beach St.	85 62
												279	H	Omaha	59 56
LAST 12 Division I GAMES:															
183	A	Texas St.	67 59	83	A	TCU	49 71	243	H	Long Beach St.	85 62				
36	H	South Dakota St.	67 88	66	A	SFA	53 60	45	A	Wyomi ng	58 66				
279	H	Omaha	59 56	216	N	Del aware	69 60	17	A	Marquette	52 100				

Non-Div I Games: Carroll (MT) 64 48

Montana St.

Loss, Non-Conf, S Site, H Home A Away N Neutral

Average RPI Win:	286	WON-LOST	WINNING	LAST 10	STRENGTH OF	OPP. STRENGTH	TEAM	ADJ.	CONF.	ADJ CONF.
Average RPI Loss:	142	RECORD	PCT. RANK	GAMES	SCHEDULE	OF SCHEDULE	RPI	RPI	RPI	RPI
DIV. I ONLY	6- 4	120	6-4	306	283	206	206	21	21	
DIV. I NON-CONF.	6- 4	120	0- 1	306	283	206	206	21	21	
-----										
TOTALS	RPI 1-25	RPI 26-50	W-L RECORDS	RPI 51-100	RPI 101-150	RPI 150+				
6- 4	0- 2	0- 0	OVERALL	0- 0	1- 0	5- 2				
3- 1	0- 0	0- 0	HOME	0- 0	0- 0	3- 1				
3- 3	0- 2	0- 0	AWAY	0- 0	1- 0	2- 1				
0- 0	0- 0	0- 0	NEUTRAL	0- 0	0- 0	0- 0				
6- 4	0- 2	0- 0	NON-CONFERENCE	0- 0	1- 0	5- 2				
3- 1	0- 0	0- 0	HOME	0- 0	0- 0	3- 1				
3- 3	0- 2	0- 0	AWAY	0- 0	1- 0	2- 1				
0- 0	0- 0	0- 0	NEUTRAL	0- 0	0- 0	0- 0				
0- 0	0- 0	0- 0	CONFERENCE	0- 0	0- 0	0- 0				
0- 0	0- 0	0- 0	HOME	0- 0	0- 0	0- 0				
0- 0	0- 0	0- 0	AWAY	0- 0	0- 0	0- 0				
0- 0	0- 0	0- 0	NEUTRAL	0- 0	0- 0	0- 0				

RPI 1-25				RPI 26-50				RPI 51-100				RPI 101+ Team's RPI: 206											
RPI	S	Opponent	Score	RPI	S	Opponent	Score	RPI	S	Opponent	Score	RPI	S	Opponent	Score								
10	A	Bayl or	58 96									106	A	Radford	79 72								
18	A	Kentucky	57 87									242	A	Saint Francis (PA)	83 89								
												297	A	Gardner-Webb	84 69								
												298	H	St. Francis Brooklyn	94 101								
												304	H	Valparaiso	68 62								
												330	A	N. C. A&T	72 67								
												331	H	Chicago St.	104 68								
												348	H	Evansville	85 63								
-----																							
LAST 12 Division I GAMES:																							
242	A	Saint Francis (PA)	83 89	331	H	Chicago St.	104 68																
106	A	Radford	79 72	304	H	Valparaiso	68 62																
10	A	Bayl or	58 96	297	A	Gardner-Webb	84 69																
348	H	Evansville	85 63	330	A	N. C. A&T	72 67																
18	A	Kentucky	57 87																				
298	H	St. Francis Brooklyn	94 101																				

Non-Div I Games: Alice Lloyd 121 56 Ky. Christian 119 28

Morehead St.

Average RPI Win:	0	WON-LOST	WINNING	LAST 10	STRENGTH OF	OPP. STRENGTH	TEAM	ADJ.	CONF.	ADJ CONF.
Average RPI Loss:	181	RECORD	PCT. RANK	GAMES	SCHEDULE	OF SCHEDULE	RPI	RPI	RPI	RPI
DIV. I ONLY	0- 11	334	0-10	173	265	333	333	32	32	
DIV. I NON-CONF.	0- 11	334	0- 1	173	265	333	333	32	32	
-----										
TOTALS	RPI 1-25	RPI 26-50	W-L RECORDS	RPI 51-100	RPI 101-150	RPI 150+				
0- 11	0- 0	0- 1	OVERALL	0- 2	0- 2	0- 6				
0- 2	0- 0	0- 0	HOME	0- 0	0- 0	0- 2				
0- 6	0- 0	0- 0	AWAY	0- 2	0- 1	0- 3				
0- 3	0- 0	0- 1	NEUTRAL	0- 0	0- 1	0- 1				
0- 11	0- 0	0- 1	NON-CONFERENCE	0- 2	0- 2	0- 6				
0- 2	0- 0	0- 0	HOME	0- 0	0- 0	0- 2				
0- 6	0- 0	0- 0	AWAY	0- 2	0- 1	0- 3				
0- 3	0- 0	0- 1	NEUTRAL	0- 0	0- 1	0- 1				
0- 0	0- 0	0- 0	CONFERENCE	0- 0	0- 0	0- 0				
0- 0	0- 0	0- 0	HOME	0- 0	0- 0	0- 0				
0- 0	0- 0	0- 0	AWAY	0- 0	0- 0	0- 0				
0- 0	0- 0	0- 0	NEUTRAL	0- 0	0- 0	0- 0				

RPI 1-25				RPI 26-50				RPI 51-100				RPI 101+				Team's RPI: 333
RPI	S	Opponent	Score	RPI	S	Opponent	Score	RPI	S	Opponent	Score	RPI	S	Opponent	Score	
				43	N	Maryl and	44 68	66	A	SFA	42 69	129	A	Hartford	59 80	
								95	A	Mi chi gan	47 70	146	N	Georgi a	33 60	
												161	A	Western Ky.	43 90	
												195	A	West Vi rgi ni a	37 72	
												260	H	Central Conn. St.	36 60	
												283	H	UMBC	68 73	
												288	N	Ni agara	57 67	
												322	A	FIU	50 59	
LAST 12 Di vi si on I GAMES:																
195	A	West Vi rgi ni a	37 72	288	N	Ni agara	57 67	283	H	UMBC	68 73	146	N	Georgi a	33 60	
95	A	Mi chi gan	47 70					66	A	SFA	42 69					
322	A	FIU	50 59					129	A	Hartford	59 80					
161	A	Western Ky.	43 90													
260	H	Central Conn. St.	36 60													
43	N	Maryl and	44 68													

Non-Di v I Games: Washington Adventis t 43 Lincoln (PA) 46 51

Morgan St.

Mt. St. Mary's					Through Games Of Dec. 23, 2018										
Average RPI Win:		256	WON-LOST	WINNING	LAST 10	STRENGTH OF	OPP. STRENGTH	TEAM	ADJ.	CONF.	ADJ CONF.				
Average RPI Loss:		143	RECORD	PCT. RANK	GAMES	SCHEDULE	OF SCHEDULE	RPI	RPI	RPI	RPI				
DIV. I ONLY	4- 5	191	5-5	266	226	200	200	31	31						
DIV. I NON-CONF.	4- 5	191	0- 1	266	226	200	200	31	31						
-----															
TOTALS	RPI 1-25	RPI 26-50	W-L RECORDS	RPI 51-100	RPI 101-150	RPI 150+									
4- 5	0- 0	0- 1	OVERALL	0- 1	0- 1	4- 2									
1- 1	0- 0	0- 0	HOME	0- 0	0- 0	1- 1									
3- 4	0- 0	0- 1	AWAY	0- 1	0- 1	3- 1									
0- 0	0- 0	0- 0	NEUTRAL	0- 0	0- 0	0- 0									
4- 5	0- 0	0- 1	NON-CONFERENCE	0- 1	0- 1	4- 2									
1- 1	0- 0	0- 0	HOME	0- 0	0- 0	1- 1									
3- 4	0- 0	0- 1	AWAY	0- 1	0- 1	3- 1									
0- 0	0- 0	0- 0	NEUTRAL	0- 0	0- 0	0- 0									
0- 0	0- 0	0- 0	CONFERENCE	0- 0	0- 0	0- 0									
0- 0	0- 0	0- 0	HOME	0- 0	0- 0	0- 0									
0- 0	0- 0	0- 0	AWAY	0- 0	0- 0	0- 0									
0- 0	0- 0	0- 0	NEUTRAL	0- 0	0- 0	0- 0									
-----															
RPI 1-25				RPI 26-50				RPI 51-100				RPI 101+			
RPI	S	Opponent	Score	RPI	S	Opponent	Score	RPI	S	Opponent	Score	Team's RPI	Score	200	
				27	A	Virginia Tech	51 83	95	A	Michigan	40 88	103	A	Duquesne	64 73
												154	H	Towson	87 78
												244	H	UMES	73 86
												245	A	Rider	67 85
												283	A	UMBC	65 52
												291	A	Loyola Maryland	77 67
												297	A	Gardner-Webb	69 62
-----															
LAST 12 Division I GAMES:															
				297	A	Gardner-Webb	69 62	244	H	UMES	73 86				
				291	A	Loyola Maryland	77 67	27	A	Virginia Tech	51 83				
				154	H	Towson	87 78	283	A	UMBC	65 52				
				245	A	Rider	67 85								
				103	A	Duquesne	64 73								
				95	A	Michigan	40 88								

Mt. St. Mary's

Non-Div I Games: Washington Col. 74 50

Loss, Non-Conf, S Site, H Home A Away N Neutral

Page 180

Non-Div I Games: Washington Col. 74 50

Mt. St. Mary's

Average RPI Win: 333

Average RPI Loss: 126

WON-LOST  
RECORDWINNING  
PCT. RANKLAST 10  
GAMESSTRENGTH OF  
SCHEDULEOPP. STRENGTH  
OF SCHEDULETEAM  
RPIADJ.  
RPICONF.  
RPIADJ CONF.  
RPIDIV. I ONLY  
DIV. I NON-CONF.2- 6  
2- 6271  
2714-6  
0- 1108  
108295  
295271  
271271  
27121  
2121  
21

TOTALS

RPI 1-25

RPI 26-50

W-L RECORDS

RPI 51-100

RPI 101-150

RPI 150+

2- 6 0- 1  
2- 2 0- 0  
0- 4 0- 1  
0- 0 0- 00- 1  
0- 0  
0- 1  
0- 0OVERALL  
HOME  
AWAY  
NEUTRAL0- 0  
0- 0  
0- 0  
0- 00- 1  
0- 1  
0- 0  
0- 02- 3  
2- 1  
0- 2  
0- 02- 6 0- 1  
2- 2 0- 0  
0- 4 0- 1  
0- 0 0- 00- 1  
0- 0  
0- 1  
0- 0NON-CONFERENCE  
HOME  
AWAY  
NEUTRAL0- 0  
0- 0  
0- 0  
0- 00- 1  
0- 1  
0- 0  
0- 02- 3  
2- 1  
0- 2  
0- 00- 0 0- 0  
0- 0 0- 0  
0- 0 0- 0  
0- 0 0- 00- 0  
0- 0  
0- 0  
0- 0CONFERENCE  
HOME  
AWAY  
NEUTRAL0- 0  
0- 0  
0- 0  
0- 00- 0  
0- 0  
0- 0  
0- 00- 0  
0- 0  
0- 0  
0- 0

RPI 1-25

RPI S Opponent Score  
18 A Kentucky 49 88

RPI 26-50

RPI S Opponent Score  
31 A Butler 65 86

RPI 51-100

RPI S Opponent Score

RPI 101+

Team's RPI: 271

RPI S Opponent Score  
126 H Southern Ill. 59 65  
163 A Illinois 52 84  
184 A Arkansas St. 63 74  
232 H Alabama A&M 53 59  
317 H Lipscomb 97 61  
348 H Evansville 81 53

LAST 12 Division I GAMES:

31 A Butler 65 86	18 A Kentucky 49 88
348 H Evansville 81 53	126 H Southern Ill. 59 65
	163 A Illinois 52 84
	232 H Alabama A&M 53 59
	184 A Arkansas St. 63 74
	317 H Lipscomb 97 61

Non-Div I Games:

Oakland City

113 55

Bethel (TN)

86 50

Murray St.

■ Loss, 
 ■ Non-Conf, 
 ■ S Site, 
 ■ Home 
 ■ A Away 
 N Neutral





N  
C  
S  
t  
a  
t  
e

NC State					Through Games Of Dec. 23, 2018						
Average RPI	Win:	116	WON-LOST	WINNING	LAST 10	STRENGTH OF	OPP. STRENGTH	TEAM	ADJ.	CONF.	ADJ CONF.
Average RPI	Loss:	0	RECORD	PCT. RANK	GAMES	SCHEDULE	OF SCHEDULE	RPI	RPI	RPI	RPI
DIV. I ONLY		12- 0		1	10-0	45	57	5	5	1	1
DIV. I NON-CONF.		12- 0		1	1- 0	45	57	5	5	1	1
-----											
TOTALS		RPI 1-25	RPI 26-50		W-L RECORDS		RPI 51-100	RPI 101-150	RPI 150+		
12- 0		0- 0	4- 0		OVERALL		1- 0	3- 0	4- 0		
8- 0		0- 0	3- 0		HOME		1- 0	1- 0	3- 0		
2- 0		0- 0	0- 0		AWAY		0- 0	2- 0	0- 0		
2- 0		0- 0	1- 0		NEUTRAL		0- 0	0- 0	1- 0		
12- 0		0- 0	4- 0		NON-CONFERENCE		1- 0	3- 0	4- 0		
8- 0		0- 0	3- 0		HOME		1- 0	1- 0	3- 0		
2- 0		0- 0	0- 0		AWAY		0- 0	2- 0	0- 0		
2- 0		0- 0	1- 0		NEUTRAL		0- 0	0- 0	1- 0		
0- 0		0- 0	0- 0		CONFERENCE		0- 0	0- 0	0- 0		
0- 0		0- 0	0- 0		HOME		0- 0	0- 0	0- 0		
0- 0		0- 0	0- 0		AWAY		0- 0	0- 0	0- 0		
0- 0		0- 0	0- 0		NEUTRAL		0- 0	0- 0	0- 0		
-----											
RPI 1-25		Team's RPI: 5	RPI 26-50			RPI 51-100			RPI 101+		
RPI	S	Opponent	Score	RPI	S	Opponent	Score	RPI	S	Opponent	Score
26	H	Old Domini on	85 56	95	H	Mi chi gan	66 55	106	H	Radford	75 58
33	N	Mi chi gan St.	78 74					135	A	Chattanooga	78 58
38	H	Mai ne	84 46					140	A	Georgetown	76 65
50	H	Bel mont	77 62					152	H	Kent St.	78 61
								171	H	Vanderbi l t	74 54
								217	N	George Washi ngton	69 61
								231	H	Hampton	83 51
-----											
LAST 12 Di vi si on I GAMES:											
140	A	Georgetown	76 65	135	A	Chattanooga	78 58				
231	H	Hampton	83 51	38	H	Mai ne	84 46				
26	H	Old Domini on	85 56	106	H	Radford	75 58				
95	H	Mi chi gan	66 55	171	H	Vanderbi l t	74 54				
217	N	George Washi ngton	69 61	152	H	Kent St.	78 61				
33	N	Mi chi gan St.	78 74	50	H	Bel mont	77 62				

N  
C  
S  
t  
a  
t  
e

Non-Di v I Games:

NC State



Average RPI Win:	320	WON-LOST	WINNING	LAST 10	STRENGTH OF	OPP. STRENGTH	TEAM	ADJ.	CONF.	ADJ CONF.
Average RPI Loss:	227	RECORD	PCT. RANK	GAMES	SCHEDULE	OF SCHEDULE	RPI	RPI	RPI	RPI
DIV. I ONLY	3- 9	271	3-7	317	341	329	329	27	27	
DIV. I NON-CONF.	3- 9	271	0- 1	317	341	329	329	27	27	
-----										
TOTALS	RPI 1-25	RPI 26-50	W-L RECORDS	RPI 51-100	RPI 101-150	RPI 150+				
3- 9	0- 0	0- 0	OVERALL	0- 1	0- 0	3- 8				
1- 3	0- 0	0- 0	HOME	0- 0	0- 0	1- 3				
2- 6	0- 0	0- 0	AWAY	0- 1	0- 0	2- 5				
0- 0	0- 0	0- 0	NEUTRAL	0- 0	0- 0	0- 0				
3- 9	0- 0	0- 0	NON-CONFERENCE	0- 1	0- 0	3- 8				
1- 3	0- 0	0- 0	HOME	0- 0	0- 0	1- 3				
2- 6	0- 0	0- 0	AWAY	0- 1	0- 0	2- 5				
0- 0	0- 0	0- 0	NEUTRAL	0- 0	0- 0	0- 0				
0- 0	0- 0	0- 0	CONFERENCE	0- 0	0- 0	0- 0				
0- 0	0- 0	0- 0	HOME	0- 0	0- 0	0- 0				
0- 0	0- 0	0- 0	AWAY	0- 0	0- 0	0- 0				
0- 0	0- 0	0- 0	NEUTRAL	0- 0	0- 0	0- 0				

RPI 1-25				RPI 26-50				RPI 51-100				RPI 101+ Team's RPI : 329					
RPI	S	Opponent	Score	RPI	S	Opponent	Score	RPI	S	Opponent	Score	RPI	S	Opponent	Score		
								74	A	Penn	42	85	152	H	Kent St.	40	57
												195	A	West Virginia	50	95	
												210	A	Howard	57	77	
												221	H	Southeast Mo. St.	58	68	
												245	A	Rider	46	67	
												290	A	Saint Peter's	57	70	
												295	H	Western Caro.	79	71	
												312	H	Vermont	63	71	
												315	A	Colgate	71	53	
												344	A	Fairleigh Dickinson	43	64	
												350	A	LIU Brooklyn	72	51	
LAST 12 Division I GAMES:																	
350	A	LIU Brooklyn	72	51	152	H	Kent St.	40	57	315	A	Colgate	71	53			
312	H	Vermont	63	71	74	A	Penn	42	85	195	A	West Virginia	50	95			
245	A	Rider	46	67	210	A	Howard	57	77	290	A	Saint Peter's	57	70			
221	H	Southeast Mo. St.	58	68													
295	H	Western Caro.	79	71													
344	A	Fairleigh Dickinson	43	64													

Non-Div I Games:

NJIT

Average RPI Win:	254	WON-LOST	WINNING	LAST 10	STRENGTH OF	OPP. STRENGTH	TEAM	ADJ.	CONF.	ADJ CONF.
Average RPI Loss:	144	RECORD	PCT. RANK	GAMES	SCHEDULE	OF SCHEDULE	RPI	RPI	RPI	RPI
DIV. I ONLY	3- 5	223	4-5	222	231	230	230	26	26	
DIV. I NON-CONF.	3- 5	223	0- 1	222	231	230	230	26	26	
-----										
TOTALS	RPI 1-25	RPI 26-50	W-L RECORDS	RPI 51-100	RPI 101-150	RPI 150+				
3- 5	0- 0	0- 1	OVERALL	0- 2	0- 0	3- 2				
1- 2	0- 0	0- 0	HOME	0- 2	0- 0	1- 0				
2- 3	0- 0	0- 1	AWAY	0- 0	0- 0	2- 2				
0- 0	0- 0	0- 0	NEUTRAL	0- 0	0- 0	0- 0				
3- 5	0- 0	0- 1	NON-CONFERENCE	0- 2	0- 0	3- 2				
1- 2	0- 0	0- 0	HOME	0- 2	0- 0	1- 0				
2- 3	0- 0	0- 1	AWAY	0- 0	0- 0	2- 2				
0- 0	0- 0	0- 0	NEUTRAL	0- 0	0- 0	0- 0				
0- 0	0- 0	0- 0	CONFERENCE	0- 0	0- 0	0- 0				
0- 0	0- 0	0- 0	HOME	0- 0	0- 0	0- 0				
0- 0	0- 0	0- 0	AWAY	0- 0	0- 0	0- 0				
0- 0	0- 0	0- 0	NEUTRAL	0- 0	0- 0	0- 0				

RPI 1-25				RPI 26-50				RPI 51-100				RPI 101+				Team's RPI: 230	
RPI	S	Opponent	Score	RPI	S	Opponent	Score	RPI	S	Opponent	Score	RPI	S	Opponent	Score		
				44	A	Col orado	43 59	74	H	Penn	61 65	187	A	Air Force	54 47		
								79	H	Marist	48 72	226	A	Monmouth	67 68		
												245	A	Ri der	66 60		
												296	A	Norfol k St.	58 65		
												330	H	N. C. A&T	72 49		
LAST 12 Di vi si on I GAMES:																	
				187	A	Air Force	54 47	226	A	Monmouth	67 68						
				245	A	Ri der	66 60	44	A	Col orado	43 59						
				330	H	N. C. A&T	72 49										
				74	H	Penn	61 65										
				296	A	Norfol k St.	58 65										
				79	H	Marist	48 72										

Non-Div I Games: Catholic 81 36

Navy

Average RPI Win: 183

Average RPI Loss: 55

WON-LOST  
RECORDWINNING  
PCT. RANKLAST 10  
GAMESSTRENGTH OF  
SCHEDULEOPP. STRENGTH  
OF SCHEDULETEAM  
RPIADJ.  
RPICONF.  
RPIADJ CONF.  
RPIDIV. I ONLY  
DIV. I NON-CONF.5- 6  
5- 6176  
1765-5  
0- 151  
5169  
69111  
111111  
1114  
44  
4

TOTALS

RPI 1-25

RPI 26-50

W-L RECORDS

RPI 51-100

RPI 101-150

RPI 150+

5- 6

0- 3

1- 1

OVERALL

0- 0

1- 2

3- 0

4- 1

0- 1

1- 0

HOME

0- 0

0- 0

3- 0

0- 5

0- 2

0- 1

AWAY

0- 0

0- 2

0- 0

1- 0

0- 0

0- 0

NEUTRAL

0- 0

1- 0

0- 0

5- 6

0- 3

1- 1

NON-CONFERENCE

0- 0

1- 2

3- 0

4- 1

0- 1

1- 0

HOME

0- 0

0- 0

3- 0

0- 5

0- 2

0- 1

AWAY

0- 0

0- 2

0- 0

1- 0

0- 0

0- 0

NEUTRAL

0- 0

1- 0

0- 0

0- 0

0- 0

0- 0

CONFERENCE

0- 0

0- 0

0- 0

0- 0

0- 0

0- 0

HOME

0- 0

0- 0

0- 0

0- 0

0- 0

0- 0

AWAY

0- 0

0- 0

0- 0

0- 0

0- 0

0- 0

NEUTRAL

0- 0

0- 0

0- 0

RPI 1-25

RPI 26-50

RPI 51-100

RPI 101+

Team's RPI: 111

RPI	S	Opponent	Score
9	A	Louisville	68 85
13	H	Drake	77 83
20	A	Miami (FL)	68 82

RPI	S	Opponent	Score
34	H	Kansas	58 52
48	A	Arkansas	80 84

RPI	S	Opponent	Score
-----	---	----------	-------

RPI	S	Opponent	Score
102	A	Creighton	65 74
106	N	Radford	77 39
138	A	Washington St.	84 87
185	H	Denver	96 71
289	H	San Jose St.	96 63
303	H	USC Upstate	87 64

LAST 12 Division I GAMES:

106	N	Radford	77	39	48	A	Arkansas	80	84
20	A	Miami (FL)	68	82	185	H	Denver	96	71
138	A	Washington St.	84	87	289	H	San Jose St.	96	63
303	H	USC Upstate	87	64	34	H	Kansas	58	52
13	H	Drake	77	83	102	A	Creighton	65	74
					9	A	Louisville	68	85

Nebraska

Nebraska

Non-Div I Games:

Nebraska

Loss, 
 Non-Conf, S Site, 
 H Home
A Away 
 N Neutral

Average RPI Win: 283  
Average RPI Loss: 103

WON-LOST  
RECORD

WINNING  
PCT. RANK

LAST 10  
GAMES

STRENGTH OF  
SCHEDULE

OPP. STRENGTH  
OF SCHEDULE

TEAM  
RPI

ADJ.  
RPI

CONF.  
RPI

ADJ CONF.  
RPI

DIV. I ONLY	2- 7	286	3-7	39	282	212	212	9	9
DIV. I NON-CONF.	2- 7	286	0- 1	39	282	212	212	9	9
<hr/>									
TOTALS	RPI 1-25	RPI 26-50	W-L RECORDS	RPI 51-100	RPI 101-150	RPI 150+			
2- 7	0- 0	0- 2	OVERALL	0- 2	0- 1	2- 2			
1- 4	0- 0	0- 2	HOME	0- 1	0- 0	1- 1			
1- 1	0- 0	0- 0	AWAY	0- 0	0- 0	1- 1			
0- 2	0- 0	0- 0	NEUTRAL	0- 1	0- 1	0- 0			
2- 7	0- 0	0- 2	NON-CONFERENCE	0- 2	0- 1	2- 2			
1- 4	0- 0	0- 2	HOME	0- 1	0- 0	1- 1			
1- 1	0- 0	0- 0	AWAY	0- 0	0- 0	1- 1			
0- 2	0- 0	0- 0	NEUTRAL	0- 1	0- 1	0- 0			
0- 0	0- 0	0- 0	CONFERENCE	0- 0	0- 0	0- 0			
0- 0	0- 0	0- 0	HOME	0- 0	0- 0	0- 0			
0- 0	0- 0	0- 0	AWAY	0- 0	0- 0	0- 0			
0- 0	0- 0	0- 0	NEUTRAL	0- 0	0- 0	0- 0			

RPI 1-25				RPI 26-50				RPI 51-100				RPI 101+ Team's RPI: 212			
RPI	S	Opponent	Score	RPI	S	Opponent	Score	RPI	S	Opponent	Score	RPI	S	Opponent	Score
				39	H	Southern Cal i forni a	51 72	85	H	Utah	52 74	115	N	Northern Ill.	69 98
				44	H	Col orado	52 65	94	N	UC Davis	68 84	151	A	Santa Clara	48 56
												192	H	Texas Tech	67 86
												243	A	Long Beach St.	76 67
												323	H	Seattle U	67 54
<hr/>															
LAST 12 Division I GAMES:															
				115	N	Northern Ill.	69 98	323	H	Seattle U	67 54				
				151	A	Santa Clara	48 56	192	H	Texas Tech	67 86				
				85	H	Utah	52 74	94	N	UC Davis	68 84				
								39	H	Southern Cal i forni a	51 72				
								44	H	Col orado	52 65				
								243	A	Long Beach St.	76 67				

Non-Div I Games: Stanislaus St. 75 52

Nevada

Average RPI Win: 241  
Average RPI Loss: 192

WON-LOST  
RECORD

WINNING  
PCT. RANK

LAST 10  
GAMES

STRENGTH OF  
SCHEDULE

OPP. STRENGTH  
OF SCHEDULE

TEAM  
RPI

ADJ.  
RPI

CONF.  
RPI

ADJ CONF.  
RPI

DIV. I ONLY	2- 9	298	3-7	169	315	305	305	24	24
DIV. I NON-CONF.	2- 9	298	0- 1	169	315	305	305	24	24
-----									
TOTALS	RPI 1-25	RPI 26-50	W-L RECORDS	RPI 51-100	RPI 101-150	RPI 150+			
2- 9	0- 0	0- 2	OVERALL	0- 0	0- 1	2- 6			
2- 2	0- 0	0- 0	HOME	0- 0	0- 0	2- 2			
0- 7	0- 0	0- 2	AWAY	0- 0	0- 1	0- 4			
0- 0	0- 0	0- 0	NEUTRAL	0- 0	0- 0	0- 0			
2- 9	0- 0	0- 2	NON-CONFERENCE	0- 0	0- 1	2- 6			
2- 2	0- 0	0- 0	HOME	0- 0	0- 0	2- 2			
0- 7	0- 0	0- 2	AWAY	0- 0	0- 1	0- 4			
0- 0	0- 0	0- 0	NEUTRAL	0- 0	0- 0	0- 0			
0- 0	0- 0	0- 0	CONFERENCE	0- 0	0- 0	0- 0			
0- 0	0- 0	0- 0	HOME	0- 0	0- 0	0- 0			
0- 0	0- 0	0- 0	AWAY	0- 0	0- 0	0- 0			
0- 0	0- 0	0- 0	NEUTRAL	0- 0	0- 0	0- 0			

RPI 1-25				RPI 26-50				RPI 51-100				RPI 101+ Team's RPI: 305			
RPI	S	Opponent	Score	RPI	S	Opponent	Score	RPI	S	Opponent	Score	RPI	S	Opponent	Score
				28	A	Minnesota	47 70					149	A	South Fla.	36 79
				30	A	Northeastern	54 69					198	H	Holy Cross	74 62
												205	A	Boston U.	39 60
												237	H	Sacred Heart	60 71
												241	H	Dartmouth	42 62
												253	A	Brown	70 76
												260	A	Central Conn. St.	47 56
												284	H	Bryant	79 74
												325	A	North Dakota St.	51 56
LAST 12 Division I GAMES:															
241	H	Dartmouth	42 62	205	A	Boston U.	39 60								
260	A	Central Conn. St.	47 56	284	H	Bryant	79 74								
198	H	Holy Cross	74 62	30	A	Northeastern	54 69								
149	A	South Fla.	36 79	237	H	Sacred Heart	60 71								
28	A	Minnesota	47 70	253	A	Brown	70 76								
				325	A	North Dakota St.	51 56								

Non-Div I Games: U New England 68 44

New Hampshire

Loss, Non-Conf, S Site, H Home A Away N Neutral

Average RPI Win:	157	WON-LOST	WINNING	LAST 10	STRENGTH OF	OPP. STRENGTH	TEAM	ADJ.	CONF.	ADJ CONF.
Average RPI Loss:	19	RECORD	PCT. RANK	GAMES	SCHEDULE	OF SCHEDULE	RPI	RPI	RPI	RPI
DIV. I ONLY	10- 1	17	9-1	104	42	23	23	9	9	
DIV. I NON-CONF.	10- 1	17	1- 0	104	42	23	23	9	9	
-----										
TOTALS	RPI 1-25	RPI 26-50	W-L RECORDS	RPI 51-100	RPI 101-150	RPI 150+				
10- 1	0- 1	0- 0	OVERALL	1- 0	6- 0	3- 0				
7- 1	0- 1	0- 0	HOME	1- 0	3- 0	3- 0				
3- 0	0- 0	0- 0	AWAY	0- 0	3- 0	0- 0				
0- 0	0- 0	0- 0	NEUTRAL	0- 0	0- 0	0- 0				
10- 1	0- 1	0- 0	NON-CONFERENCE	1- 0	6- 0	3- 0				
7- 1	0- 1	0- 0	HOME	1- 0	3- 0	3- 0				
3- 0	0- 0	0- 0	AWAY	0- 0	3- 0	0- 0				
0- 0	0- 0	0- 0	NEUTRAL	0- 0	0- 0	0- 0				
0- 0	0- 0	0- 0	CONFERENCE	0- 0	0- 0	0- 0				
0- 0	0- 0	0- 0	HOME	0- 0	0- 0	0- 0				
0- 0	0- 0	0- 0	AWAY	0- 0	0- 0	0- 0				
0- 0	0- 0	0- 0	NEUTRAL	0- 0	0- 0	0- 0				

RPI	S	Opponent	Score	RPI	S	Opponent	Score	RPI	S	Opponent	Score	RPI	S	Opponent	Score
19	H	Auburn	76 79					66	H	SFA	74 33	121	A	Houston	89 84
												129	H	Hartford	72 65
												130	H	Oklahoma	84 80
												144	A	New Mexico St.	75 50
												144	H	New Mexico St.	83 58
												147	A	Northern Ariz.	84 55
												183	H	Texas St.	82 51
												201	H	Sacramento St.	85 53
												309	H	UTEP	69 51
LAST 12 Division I GAMES:															
66	H	SFA	74 33	147	A	Northern Ariz.	84 55								
129	H	Hartford	72 65	309	H	UTEP	69 51								
19	H	Auburn	76 79	144	H	New Mexico St.	83 58								
201	H	Sacramento St.	85 53	130	H	Oklahoma	84 80								
144	A	New Mexico St.	75 50	121	A	Houston	89 84								
				183	H	Texas St.	82 51								

Non-Div I Games:

New Mexico

Average RPI Win:

297

Average RPI Loss:

75

WON-LOST  
RECORDWINNING  
PCT. RANKLAST 10  
GAMESSTRENGTH OF  
SCHEDULEOPP. STRENGTH  
OF SCHEDULETEAM  
RPIADJ.  
RPICONF.  
RPIADJ CONF.  
RPIDIV. I ONLY  
DIV. I NON-CONF.5- 4  
5- 4139  
1396-4  
1- 0102  
102338  
338144  
144144  
14430  
3030  
30

TOTALS

RPI 1-25

RPI 26-50

W-L RECORDS

RPI 51-100

RPI 101-150

RPI 150+

5- 4

0- 2

0- 0

OVERALL

0- 0

0- 2

5- 0

1- 2

0- 1

0- 0

HOME

0- 0

0- 1

1- 0

3- 1

0- 1

0- 0

AWAY

0- 0

0- 0

3- 0

1- 1

0- 0

0- 0

NEUTRAL

0- 0

0- 1

1- 0

5- 4

0- 2

0- 0

NON-CONFERENCE

0- 0

0- 2

5- 0

1- 2

0- 1

0- 0

HOME

0- 0

0- 1

1- 0

3- 1

0- 1

0- 0

AWAY

0- 0

0- 0

3- 0

1- 1

0- 0

0- 0

NEUTRAL

0- 0

0- 1

1- 0

0- 0

0- 0

0- 0

CONFERENCE

0- 0

0- 0

0- 0

0- 0

0- 0

0- 0

HOME

0- 0

0- 0

0- 0

0- 0

0- 0

0- 0

AWAY

0- 0

0- 0

0- 0

0- 0

0- 0

0- 0

NEUTRAL

0- 0

0- 0

0- 0

RPI 1-25

RPI 26-50

RPI 51-100

RPI 101+

Team's RPI: 144

RPI	S	Opponent	Score
23	A	New Mexico	58 83
23	H	New Mexico	50 75

RPI	S	Opponent	Score
-----	---	----------	-------

RPI	S	Opponent	Score
-----	---	----------	-------

RPI	S	Opponent	Score
113	N	South Alabama	67 68
142	H	Abilene Christian	46 58
185	H	Denver	66 64
309	A	UTEP	69 65
313	A	Western Mich.	66 54
328	A	A&M-Corpus Christi	67 65
351	N	Alcorn	82 64

LAST 12 Division I GAMES:

351	N	Alcorn	82	64	142	H	Abilene Christian	46	58
113	N	South Alabama	67	68	309	A	UTEP	69	65
328	A	A&M-Corpus Christi	67	65	313	A	Western Mich.	66	54
23	H	New Mexico	50	75					
185	H	Denver	66	64					
23	A	New Mexico	58	83					

Non-Div I Games:

Tex. Permian Basin 70 38

Northern N.M.

101 51

New Mexico St.

Loss, 
 Non-Conf, 
 S Site, 
 H Home 
 A Away 
 N Neutral

Average RPI	Win: 282	WON-LOST RECORD	WINNING PCT. RANK	LAST 10 GAMES	STRENGTH OF SCHEDULE	OPP. STRENGTH OF SCHEDULE	TEAM RPI	ADJ. RPI	CONF. RPI	ADJ. CONF. RPI
Average RPI	Loss: 128									
DIV. I ONLY		1- 5	311	4-5	38	279	190	190	23	23
DIV. I NON-CONF.		1- 5	311	0- 0	38	279	190	190	23	23
-----										
TOTALS	RPI 1-25		RPI 26-50	W-L RECORDS	RPI 51-100		RPI 101-150		RPI 150+	
1- 5	0- 1		0- 0	OVERALL	0- 2		0- 1		1- 1	
0- 1	0- 0		0- 0	HOME	0- 0		0- 0		0- 1	
1- 4	0- 1		0- 0	AWAY	0- 2		0- 1		1- 0	
0- 0	0- 0		0- 0	NEUTRAL	0- 0		0- 0		0- 0	
1- 5	0- 1		0- 0	NON-CONFERENCE	0- 2		0- 1		1- 1	
0- 1	0- 0		0- 0	HOME	0- 0		0- 0		0- 1	
1- 4	0- 1		0- 0	AWAY	0- 2		0- 1		1- 0	
0- 0	0- 0		0- 0	NEUTRAL	0- 0		0- 0		0- 0	
0- 0	0- 0		0- 0	CONFERENCE	0- 0		0- 0		0- 0	
0- 0	0- 0		0- 0	HOME	0- 0		0- 0		0- 0	
0- 0	0- 0		0- 0	AWAY	0- 0		0- 0		0- 0	
0- 0	0- 0		0- 0	NEUTRAL	0- 0		0- 0		0- 0	

RPI 1-25				RPI 26-50				RPI 51-100				RPI 101+ Team's RPI: 190			
RPI	S	Opponent	Score	RPI	S	Opponent	Score	RPI	S	Opponent	Score	RPI	S	Opponent	Score
20	A	Mi ami (FL)	38 78					89	A	Xavi er	45 61	120	A	Pi ttsburgh	38 90
								97	A	Ri ce	56 67	282	A	Memphi s	66 59
												314	H	La. -Monroe	44 57
LAST 12 Division I GAMES:															
				97	A	Ri ce	56 67	89	A	Xavi er	45 61				
				314	H	La. -Monroe	44 57	20	A	Mi ami (FL)	38 78				
				120	A	Pi ttsburgh	38 90	282	A	Memphi s	66 59				

Non-Div I Games: Dillard 68 59 Centenary (LA) 104 42 Trinity Baptist 93 38 New Orleans



Average RPI Win:	276	WON-LOST	WINNING	LAST 10	STRENGTH OF	OPP. STRENGTH	TEAM	ADJ.	CONF.	ADJ CONF.
Average RPI Loss:	131	RECORD	PCT. RANK	GAMES	SCHEDULE	OF SCHEDULE	RPI	RPI	RPI	RPI
DIV. I ONLY	3- 7	253	3-7	276	54	288	288	28	28	
DIV. I NON-CONF.	3- 7	253	1- 0	276	54	288	288	28	28	
-----										
TOTALS	RPI 1-25	RPI 26-50	W-L RECORDS	RPI 51-100	RPI 101-150	RPI 150+				
3- 7	0- 2	0- 0	OVERALL	0- 1	0- 1	3- 3				
2- 2	0- 0	0- 0	HOME	0- 0	0- 0	2- 2				
0- 4	0- 2	0- 0	AWAY	0- 1	0- 0	0- 1				
1- 1	0- 0	0- 0	NEUTRAL	0- 0	0- 1	1- 0				
3- 7	0- 2	0- 0	NON-CONFERENCE	0- 1	0- 1	3- 3				
2- 2	0- 0	0- 0	HOME	0- 0	0- 0	2- 2				
0- 4	0- 2	0- 0	AWAY	0- 1	0- 0	0- 1				
1- 1	0- 0	0- 0	NEUTRAL	0- 0	0- 1	1- 0				
0- 0	0- 0	0- 0	CONFERENCE	0- 0	0- 0	0- 0				
0- 0	0- 0	0- 0	HOME	0- 0	0- 0	0- 0				
0- 0	0- 0	0- 0	AWAY	0- 0	0- 0	0- 0				
0- 0	0- 0	0- 0	NEUTRAL	0- 0	0- 0	0- 0				

RPI	S	Opponent	Score	RPI	S	Opponent	Score	RPI	S	Opponent	Score	RPI	S	Opponent	Score	Team's RPI: 288
6	A	Syracuse	45 94					64	A	Buffalo	61 88	119	N	Yale	64 67	
8	A	Iowa St.	35 95									210	H	Howard	61 68	
												233	H	St. Bonaventure	48 76	
												246	H	Coppin St.	71 69	
												249	H	Binghamton	79 72	
												275	A	Saint Joseph's	54 68	
												333	N	Morgan St.	67 57	
-----																
LAST 12 Division I GAMES:																
333	N	Morgan St.	67 57	246	H	Coppin St.	71 69									
119	N	Yale	64 67	249	H	Binghamton	79 72									
6	A	Syracuse	45 94	210	H	Howard	61 68									
233	H	St. Bonaventure	48 76	275	A	Saint Joseph's	54 68									
				64	A	Buffalo	61 88									
				8	A	Iowa St.	35 95									

Non-Div I Games:

Niagara

Average RPI Win:	277	WON-LOST	WINNING	LAST 10	STRENGTH OF	OPP. STRENGTH	TEAM	ADJ.	CONF.	ADJ CONF.
Average RPI Loss:	99	RECORD	PCT. RANK	GAMES	SCHEDULE	OF SCHEDULE	RPI	RPI	RPI	RPI
DIV. I ONLY	4- 6	210	6-4	200	143	175	175	23	23	
DIV. I NON-CONF.	4- 6	210	0- 1	200	143	175	175	23	23	
-----										
TOTALS	RPI 1-25	RPI 26-50	W-L RECORDS	RPI 51-100	RPI 101-150	RPI 150+				
4- 6	0- 2	0- 0	OVERALL	0- 2	0- 0	4- 2				
1- 0	0- 0	0- 0	HOME	0- 0	0- 0	1- 0				
2- 5	0- 2	0- 0	AWAY	0- 2	0- 0	2- 1				
1- 1	0- 0	0- 0	NEUTRAL	0- 0	0- 0	1- 1				
4- 6	0- 2	0- 0	NON-CONFERENCE	0- 2	0- 0	4- 2				
1- 0	0- 0	0- 0	HOME	0- 0	0- 0	1- 0				
2- 5	0- 2	0- 0	AWAY	0- 2	0- 0	2- 1				
1- 1	0- 0	0- 0	NEUTRAL	0- 0	0- 0	1- 1				
0- 0	0- 0	0- 0	CONFERENCE	0- 0	0- 0	0- 0				
0- 0	0- 0	0- 0	HOME	0- 0	0- 0	0- 0				
0- 0	0- 0	0- 0	AWAY	0- 0	0- 0	0- 0				
0- 0	0- 0	0- 0	NEUTRAL	0- 0	0- 0	0- 0				

RPI 1-25				RPI 26-50				RPI 51-100				RPI 101+				Team's RPI: 175
RPI	S	Opponent	Score	RPI	S	Opponent	Score	RPI	S	Opponent	Score	RPI	S	Opponent	Score	
10	A	Baylor	39 100					73	A	Tulane	46 71	183	A	Texas St.	67 72	
19	A	Auburn	59 80					90	A	LSU	44 76	208	N	Texas Southern	58 57	
												216	N	Delaware	56 71	
												277	H	Mississippi Val.	72 47	
												309	A	UTEP	58 56	
												314	A	La.-Monroe	55 54	
LAST 12 Division I GAMES:																
216	N	Delaware	56 71	277	H	Mississippi Val.	72 47	208	N	Texas Southern	58 57					
183	A	Texas St.	67 72	309	A	UTEP	58 56	19	A	Auburn	59 80					
90	A	LSU	44 76	10	A	Baylor	39 100									
314	A	La.-Monroe	55 54													
73	A	Tulane	46 71													

Non-Div I Games: Southern-N.O. 86 49 William Carey 86 45

Nicholls St.

Average RPI Win: 280

Average RPI Loss: 176

WON-LOST  
RECORDWINNING  
PCT. RANKLAST 10  
GAMESSTRENGTH OF  
SCHEDULEOPP. STRENGTH  
OF SCHEDULETEAM  
RPIADJ.  
RPICONF.  
RPIADJ CONF.  
RPIDIV. I ONLY  
DIV. I NON-CONF.3- 7  
3- 7253  
2535-5  
1- 0261  
261223  
223296  
296296  
29632  
3232  
32

TOTALS

RPI 1-25

RPI 26-50

W-L RECORDS

RPI 51-100

RPI 101-150

RPI 150+

3- 7

0- 0

0- 1

OVERALL

0- 0

0- 0

3- 6

2- 2

0- 0

0- 0

HOME

0- 0

0- 0

2- 2

0- 5

0- 0

0- 1

AWAY

0- 0

0- 0

0- 4

1- 0

0- 0

0- 0

NEUTRAL

0- 0

0- 0

1- 0

3- 7

0- 0

0- 1

NON-CONFERENCE

0- 0

0- 0

3- 6

2- 2

0- 0

0- 0

HOME

0- 0

0- 0

2- 2

0- 5

0- 0

0- 1

AWAY

0- 0

0- 0

0- 4

1- 0

0- 0

0- 0

NEUTRAL

0- 0

0- 0

1- 0

0- 0

0- 0

0- 0

CONFERENCE

0- 0

0- 0

0- 0

0- 0

0- 0

0- 0

HOME

0- 0

0- 0

0- 0

0- 0

0- 0

0- 0

AWAY

0- 0

0- 0

0- 0

0- 0

0- 0

0- 0

NEUTRAL

0- 0

0- 0

0- 0

RPI 1-25

RPI S Opponent Score

RPI 26-50

RPI S Opponent Score  
26 A Old Domini on 53 69

RPI 51-100

RPI S Opponent Score

RPI 101+

Team's RPI: 296

RPI	S	Opponent	Score
160	H	William & Mary	44 55
169	A	Lehi gh	41 62
180	H	Campbel l	49 57
188	A	Hi gh Poi nt	51 83
230	H	Navy	65 58
254	A	Ole Mi ss	42 60
257	A	La Salle	52 62
263	N	Li berty	66 53
347	H	Longwood	74 42

LAST 12 Division I GAMES:

160	H	William & Mary	44	55	263	N	Li berty	66	53
188	A	Hi gh Poi nt	51	83	230	H	Navy	65	58
347	H	Longwood	74	42	26	A	Ol d Domi ni on	53	69
257	A	La Salle	52	62	254	A	Ole Mi ss	42	60
169	A	Lehi gh	41	62					
180	H	Campbel l	49	57					

Non-Div I Games:

Cheyney

93 40

Saint Augustine's 71 38

Norfolk St.

Average RPI Win: 232

Average RPI Loss: 89

WON-LOST  
RECORDWINNING  
PCT. RANKLAST 10  
GAMESSTRENGTH OF  
SCHEDULEOPP. STRENGTH  
OF SCHEDULETEAM  
RPIADJ.  
RPICONF.  
RPIADJ CONF.  
RPIDIV. I ONLY  
DIV. I NON-CONF.5- 1  
5- 136  
369-1  
0- 0343  
34323  
23141  
141141  
14127  
2727  
27

TOTALS

RPI 1-25

RPI 26-50

W-L RECORDS

RPI 51-100

RPI 101-150

RPI 150+

5- 1

0- 0

0- 0

OVERALL

0- 1

0- 0

5- 0

1- 0

0- 0

0- 0

HOME

0- 0

0- 0

1- 0

3- 1

0- 0

0- 0

AWAY

0- 1

0- 0

3- 0

1- 0

0- 0

0- 0

NEUTRAL

0- 0

0- 0

1- 0

5- 1

0- 0

0- 0

NON-CONFERENCE

0- 1

0- 0

5- 0

1- 0

0- 0

0- 0

HOME

0- 0

0- 0

1- 0

3- 1

0- 0

0- 0

AWAY

0- 1

0- 0

3- 0

1- 0

0- 0

0- 0

NEUTRAL

0- 0

0- 0

1- 0

0- 0

0- 0

0- 0

CONFERENCE

0- 0

0- 0

0- 0

0- 0

0- 0

0- 0

HOME

0- 0

0- 0

0- 0

0- 0

0- 0

0- 0

AWAY

0- 0

0- 0

0- 0

0- 0

0- 0

0- 0

NEUTRAL

0- 0

0- 0

0- 0

RPI 1-25

RPI 26-50

RPI 51-100

RPI 101+

Team's RPI: 141

RPI S Opponent Score

RPI S Opponent Score

RPI S Opponent Score

RPI S Opponent Score

89 A Xavier 81 94

171 A Vanderbilt 74 71

197 H Alabama St. 68 42

221 N Southeast Mo. St. 80 67

277 A Mississippi Val. 86 72

295 A Western Caro. 89 66

LAST 12 Division I GAMES:

221 N	Southeast Mo. St.	80	67	277 A	Mississippi Val.	86	72
197 H	Alabama St.	68	42	89 A	Xavier	81	94
171 A	Vanderbilt	74	71	295 A	Western Caro.	89	66

Non-Div I Games:

Stillman

99 43

Martin Methodist

79 48

Lane

98 57

Blue Mountain (MS) 70 42

North Ala.

■ Loss, 
 ■ Non-Conf, S Site, 
 ■ Home 
 ■ Away 
 N Neutral

Average RPI Win:	160	WON-LOST	WINNING	LAST 10	STRENGTH OF	OPP. STRENGTH	TEAM	ADJ.	CONF.	ADJ CONF.
Average RPI Loss:	45	RECORD	PCT. RANK	GAMES	SCHEDULE	OF SCHEDULE	RPI	RPI	RPI	RPI
DIV. I ONLY	8- 5	114	5-5	24	142	41	41	1	1	
DIV. I NON-CONF.	8- 5	114	0- 1	24	142	41	41	1	1	
-----										
TOTALS	RPI 1-25	RPI 26-50	W-L RECORDS	RPI 51-100	RPI 101-150	RPI 150+				
8- 5	0- 2	1- 2	OVERALL	1- 0	2- 1	4- 0				
4- 1	0- 0	0- 1	HOME	0- 0	1- 0	3- 0				
1- 2	0- 0	0- 1	AWAY	0- 0	0- 1	1- 0				
3- 2	0- 2	1- 0	NEUTRAL	1- 0	1- 0	0- 0				
8- 5	0- 2	1- 2	NON-CONFERENCE	1- 0	2- 1	4- 0				
4- 1	0- 0	0- 1	HOME	0- 0	1- 0	3- 0				
1- 2	0- 0	0- 1	AWAY	0- 0	0- 1	1- 0				
3- 2	0- 2	1- 0	NEUTRAL	1- 0	1- 0	0- 0				
0- 0	0- 0	0- 0	CONFERENCE	0- 0	0- 0	0- 0				
0- 0	0- 0	0- 0	HOME	0- 0	0- 0	0- 0				
0- 0	0- 0	0- 0	AWAY	0- 0	0- 0	0- 0				
0- 0	0- 0	0- 0	NEUTRAL	0- 0	0- 0	0- 0				

RPI 1-25				RPI 26-50				Team's RPI: 41				RPI 51-100				RPI 101+			
RPI	S	Opponent	Score	RPI	S	Opponent	Score	RPI	S	Opponent	Score	RPI	S	Opponent	Score	RPI	S	Opponent	Score
18	N	Kentucky	75 85	38	H	Maine	73 85	97	N	Rice	71 50	105	A	Ohio St.	69 76				
19	N	Auburn	81 86	44	A	Colorado	74 86					128	H	VCU	59 47				
				49	N	UCLA	83 49					149	N	South Fla.	71 69				
												152	H	Kent St.	73 60				
												207	H	UNCW	82 55				
												223	A	Elon	100 69				
												274	H	UNC Greensboro	83 62				
LAST 12 Division I GAMES:																			
19	N	Auburn	81 86	207	H	UNCW	82 55												
97	N	Rice	71 50	38	H	Maine	73 85												
274	H	UNC Greensboro	83 62	105	A	Ohio St.	69 76												
44	A	Colorado	74 86	18	N	Kentucky	75 85												
128	H	VCU	59 47	149	N	South Fla.	71 69												
152	H	Kent St.	73 60	49	N	UCLA	83 49												

Non-Div I Games:

North Carolina

Average RPI Win:	282	WON-LOST	WINNING	LAST 10	STRENGTH OF	OPP. STRENGTH	TEAM	ADJ.	CONF.	ADJ CONF.
Average RPI Loss:	122	RECORD	PCT. RANK	GAMES	SCHEDULE	OF SCHEDULE	RPI	RPI	RPI	RPI
DIV. I ONLY	4- 8	240	4-6	154	175	176	176	18	18	
DIV. I NON-CONF.	4- 8	240	1- 0	154	175	176	176	18	18	
-----										
TOTALS	RPI 1-25	RPI 26-50	W-L RECORDS	RPI 51-100	RPI 101-150	RPI 150+				
4- 8	0- 2	0- 0	OVERALL	0- 1	0- 2	4- 3				
0- 1	0- 0	0- 0	HOME	0- 0	0- 0	0- 1				
2- 7	0- 2	0- 0	AWAY	0- 1	0- 2	2- 2				
2- 0	0- 0	0- 0	NEUTRAL	0- 0	0- 0	2- 0				
4- 8	0- 2	0- 0	NON-CONFERENCE	0- 1	0- 2	4- 3				
0- 1	0- 0	0- 0	HOME	0- 0	0- 0	0- 1				
2- 7	0- 2	0- 0	AWAY	0- 1	0- 2	2- 2				
2- 0	0- 0	0- 0	NEUTRAL	0- 0	0- 0	2- 0				
0- 0	0- 0	0- 0	CONFERENCE	0- 0	0- 0	0- 0				
0- 0	0- 0	0- 0	HOME	0- 0	0- 0	0- 0				
0- 0	0- 0	0- 0	AWAY	0- 0	0- 0	0- 0				
0- 0	0- 0	0- 0	NEUTRAL	0- 0	0- 0	0- 0				

RPI 1-25				RPI 26-50				RPI 51-100				RPI 101+ Team's RPI: 176			
RPI	S	Opponent	Score	RPI	S	Opponent	Score	RPI	S	Opponent	Score	RPI	S	Opponent	Score
6	A	Syracuse	49 85					67	A	UNI	60 64	107	A	Penn St.	68 75
8	A	Iowa St.	35 87									116	A	Rhode Island	63 77
												178	H	Milwaukee	46 64
												239	A	Massachusetts	59 52
												247	A	Illinois St.	55 67
												248	A	Stetson	63 74
												270	N	San Francisco	100 97
												304	A	Valparaiso	62 56
												313	N	Western Mich.	62 50
LAST 12 Division I GAMES:															
270	N	San Francisco	100 97	8	A	Iowa St.	35 87	178	H	Milwaukee	46 64				
313	N	Western Mich.	62 50	67	A	UNI	60 64	239	A	Massachusetts	59 52				
248	A	Stetson	63 74	116	A	Rhode Island	63 77	107	A	Penn St.	68 75				
247	A	Illinois St.	55 67												
304	A	Valparaiso	62 56												
6	A	Syracuse	49 85												

Non-Div I Games: Mayville St. 84 50

North Dakota

Average RPI Win: 305		WON-LOST	WINNING	LAST 10	STRENGTH OF	OPP. STRENGTH	TEAM	ADJ.	CONF.	ADJ CONF.
Loss: 177		RECORD	PCT. RANK	GAMES	SCHEDULE	OF SCHEDULE	RPI	RPI	RPI	RPI
DIV. I ONLY		2- 9	298	2-8	284	227	325	325	18	18
DIV. I NON-CONF.		2- 9	298	0- 1	284	227	325	325	18	18
TOTALS		RPI 1-25	RPI 26-50	W-L RECORDS	RPI 51-100	RPI 101-150	RPI 150+			
2- 9	0- 0		0- 0	OVERALL	0- 1	0- 2	2- 6			
1- 3	0- 0		0- 0	HOME	0- 0	0- 1	1- 2			
1- 4	0- 0		0- 0	AWAY	0- 1	0- 1	1- 2			
0- 2	0- 0		0- 0	NEUTRAL	0- 0	0- 0	0- 2			
2- 9	0- 0		0- 0	NON-CONFERENCE	0- 1	0- 2	2- 6			
1- 3	0- 0		0- 0	HOME	0- 0	0- 1	1- 2			
1- 4	0- 0		0- 0	AWAY	0- 1	0- 1	1- 2			
0- 2	0- 0		0- 0	NEUTRAL	0- 0	0- 0	0- 2			
0- 0	0- 0		0- 0	CONFERENCE	0- 0	0- 0	0- 0			
0- 0	0- 0		0- 0	HOME	0- 0	0- 0	0- 0			
0- 0	0- 0		0- 0	AWAY	0- 0	0- 0	0- 0			
0- 0	0- 0		0- 0	NEUTRAL	0- 0	0- 0	0- 0			

[illegible]

Non-Div I Games:	Mayville St.	49	43
------------------	--------------	----	----

North Dakota St.

■ Loss, ■ Non-Conf, S Site, H Home A Away N Neutral

Average RPI Win: 336

Average RPI Loss: 122

WON-LOST  
RECORDWINNING  
PCT. RANKLAST 10  
GAMESSTRENGTH OF  
SCHEDULEOPP. STRENGTH  
OF SCHEDULETEAM  
RPIADJ.  
RPICONF.  
RPIADJ CONF.  
RPIDIV. I ONLY  
DIV. I NON-CONF.3- 5  
3- 5223  
2235-5  
0- 0258  
258228  
228286  
286286  
28627  
2727  
27

TOTALS

RPI 1-25

RPI 26-50

W-L RECORDS

RPI 51-100

RPI 101-150

RPI 150+

3- 5

0- 2

0- 0

OVERALL

0- 0

0- 1

3- 2

3- 1

0- 0

0- 0

HOME

0- 0

0- 0

3- 1

0- 4

0- 2

0- 0

AWAY

0- 0

0- 1

0- 1

0- 0

0- 0

0- 0

NEUTRAL

0- 0

0- 0

0- 0

3- 5

0- 2

0- 0

NON-CONFERENCE

0- 0

0- 1

3- 2

3- 1

0- 0

0- 0

HOME

0- 0

0- 0

3- 1

0- 4

0- 2

0- 0

AWAY

0- 0

0- 1

0- 1

0- 0

0- 0

0- 0

NEUTRAL

0- 0

0- 0

0- 0

0- 0

0- 0

0- 0

CONFERENCE

0- 0

0- 0

0- 0

0- 0

0- 0

0- 0

HOME

0- 0

0- 0

0- 0

0- 0

0- 0

0- 0

AWAY

0- 0

0- 0

0- 0

0- 0

0- 0

0- 0

NEUTRAL

0- 0

0- 0

0- 0

RPI 1-25

RPI 26-50

RPI 51-100

RPI 101+

Team's RPI: 286

RPI	S	Opponent	Score
15	A	Indiana	52 75
21	A	Florida St.	53 74

RPI	S	Opponent	Score
-----	---	----------	-------

RPI	S	Opponent	Score
-----	---	----------	-------

RPI	S	Opponent	Score
123	A	Colorado St.	59 61
220	A	Bethune-Cookman	60 76
232	H	Alabama A&M	62 63
322	H	FIU	62 53
337	H	Florida A&M	64 53
349	H	Charleston So.	82 76

LAST 12 Division I GAMES:

232	H	Alabama A&M	62	63	349	H	Charleston So.	82	76
220	A	Bethune-Cookman	60	76	15	A	Indiana	52	75
322	H	FIU	62	53	337	H	Florida A&M	64	53
123	A	Colorado St.	59	61	21	A	Florida St.	53	74

Non-Div I Games:

Trinity Baptist

99 40

Warner

67 36

North Florida



Average RPI Win:	272	WON-LOST	WINNING	LAST 10	STRENGTH OF	OPP. STRENGTH	TEAM	ADJ.	CONF.	ADJ CONF.
Average RPI Loss:	107	RECORD	PCT. RANK	GAMES	SCHEDULE	OF SCHEDULE	RPI	RPI	RPI	RPI
DIV. I ONLY	4- 5	191	5-5	262	120	261	261	16	16	
DIV. I NON-CONF.	4- 5	191	1- 0	262	120	261	261	16	16	
-----										
TOTALS	RPI 1-25	RPI 26-50	W-L RECORDS	RPI 51-100	RPI 101-150	RPI 150+				
4- 5	0- 0	0- 1	OVERALL	0- 2	0- 1	4- 1				
3- 2	0- 0	0- 0	HOME	0- 1	0- 1	3- 0				
0- 2	0- 0	0- 0	AWAY	0- 1	0- 0	0- 1				
1- 1	0- 0	0- 1	NEUTRAL	0- 0	0- 0	1- 0				
4- 5	0- 0	0- 1	NON-CONFERENCE	0- 2	0- 1	4- 1				
3- 2	0- 0	0- 0	HOME	0- 1	0- 1	3- 0				
0- 2	0- 0	0- 0	AWAY	0- 1	0- 0	0- 1				
1- 1	0- 0	0- 1	NEUTRAL	0- 0	0- 0	1- 0				
0- 0	0- 0	0- 0	CONFERENCE	0- 0	0- 0	0- 0				
0- 0	0- 0	0- 0	HOME	0- 0	0- 0	0- 0				
0- 0	0- 0	0- 0	AWAY	0- 0	0- 0	0- 0				
0- 0	0- 0	0- 0	NEUTRAL	0- 0	0- 0	0- 0				

RPI 1-25				RPI 26-50				RPI 51-100				RPI 101+ Team's RPI: 261			
RPI	S	Opponent	Score	RPI	S	Opponent	Score	RPI	S	Opponent	Score	RPI	S	Opponent	Score
				45	N	Wyoming	49 53	53	H	Texas	54 64	131	H	Utah St.	41 57
								69	A	Kansas St.	42 60	165	H	Missouri St.	83 76
												235	A	SMU	66 73
												292	H	Houston Baptist	100 75
												306	H	CSU Bakersfield	71 59
												325	N	North Dakota St.	92 78
LAST 12 Division I GAMES:															
				292	H	Houston Baptist	100 75	306	H	CSU Bakersfield	71 59				
				165	H	Missouri St.	83 76	131	H	Utah St.	41 57				
				235	A	SMU	66 73	53	H	Texas	54 64				
				325	N	North Dakota St.	92 78								
				45	N	Wyoming	49 53								
				69	A	Kansas St.	42 60								

Non-Div I Games: Mid-Amer. Christian 82 35 Xavier (LA) 59 46

North Texas

■ Loss, 
 ■ Non-Conf, 
 ■ S Site, 
 ■ Home 
 ■ A Away 
 N Neutral

Average RPI	Win:	182	WON-LOST	WINNING	LAST 10	STRENGTH OF	OPP. STRENGTH	TEAM	ADJ.	CONF.	ADJ CONF.
Average RPI	Loss:	79	RECORD	PCT. RANK	GAMES	SCHEDULE	OF SCHEDULE	RPI	RPI	RPI	RPI
DIV. I ONLY		10- 1		17	9-1	182	87	30	30	13	13
DIV. I NON-CONF.		10- 1		17	1- 0	182	87	30	30	13	13
-----											
TOTALS	RPI 1-25		RPI 26-50		W-L RECORDS	RPI 51-100		RPI 101-150		RPI 150+	
10- 1	0- 0		1- 0		OVERALL	1- 1		2- 0		6- 0	
6- 0	0- 0		1- 0		HOME	0- 0		1- 0		4- 0	
4- 1	0- 0		0- 0		AWAY	1- 1		1- 0		2- 0	
0- 0	0- 0		0- 0		NEUTRAL	0- 0		0- 0		0- 0	
10- 1	0- 0		1- 0		NON-CONFERENCE	1- 1		2- 0		6- 0	
6- 0	0- 0		1- 0		HOME	0- 0		1- 0		4- 0	
4- 1	0- 0		0- 0		AWAY	1- 1		1- 0		2- 0	
0- 0	0- 0		0- 0		NEUTRAL	0- 0		0- 0		0- 0	
0- 0	0- 0		0- 0		CONFERENCE	0- 0		0- 0		0- 0	
0- 0	0- 0		0- 0		HOME	0- 0		0- 0		0- 0	
0- 0	0- 0		0- 0		AWAY	0- 0		0- 0		0- 0	
0- 0	0- 0		0- 0		NEUTRAL	0- 0		0- 0		0- 0	

RPI 1-25				RPI 26-50				Team's RPI: 30				RPI 51-100				RPI 101+			
RPI	S	Opponent	Score	RPI	S	Opponent	Score	RPI	S	Opponent	Score	RPI	S	Opponent	Score	RPI	S	Opponent	Score
				38	H	Maine	63 55					68	A	Dayton	84 79	132	A	Providence	65 59
												79	A	Marist	84 90	145	H	Fordham	58 54
																187	H	Air Force	54 41
																205	H	Boston U.	81 51
																225	A	Florida	79 66
																239	H	Massachusetts	53 52
																278	A	Fairfield	59 50
																305	H	New Hampshire	69 54
LAST 12 Division I GAMES:																			
				225	A	Florida	79 66					38	H	Maine	63 55				
				187	H	Air Force	54 41					79	A	Marist	84 90				
				305	H	New Hampshire	69 54					132	A	Providence	65 59				
				68	A	Dayton	84 79					278	A	Fairfield	59 50				
				145	H	Fordham	58 54					239	H	Massachusetts	53 52				
				205	H	Boston U.	81 51												

Non-Div I Games:

Northeastern

Average RPI Win:	204	WON-LOST	WINNING	LAST 10	STRENGTH OF	OPP. STRENGTH	TEAM	ADJ.	CONF.	ADJ CONF.
Average RPI Loss:	117	RECORD	PCT. RANK	GAMES	SCHEDULE	OF SCHEDULE	RPI	RPI	RPI	RPI
DIV. I ONLY	4- 5	191	4-5	124	124	147	147	11	11	
DIV. I NON-CONF.	4- 5	191	0- 1	124	124	147	147	11	11	
-----										
TOTALS	RPI 1-25	RPI 26-50	W-L RECORDS	RPI 51-100	RPI 101-150	RPI 150+				
4- 5	0- 1	0- 0	OVERALL	1- 1	1- 2	2- 1				
2- 1	0- 1	0- 0	HOME	1- 0	0- 0	1- 0				
2- 3	0- 0	0- 0	AWAY	0- 1	1- 2	1- 0				
0- 1	0- 0	0- 0	NEUTRAL	0- 0	0- 0	0- 1				
4- 5	0- 1	0- 0	NON-CONFERENCE	1- 1	1- 2	2- 1				
2- 1	0- 1	0- 0	HOME	1- 0	0- 0	1- 0				
2- 3	0- 0	0- 0	AWAY	0- 1	1- 2	1- 0				
0- 1	0- 0	0- 0	NEUTRAL	0- 0	0- 0	0- 1				
0- 0	0- 0	0- 0	CONFERENCE	0- 0	0- 0	0- 0				
0- 0	0- 0	0- 0	HOME	0- 0	0- 0	0- 0				
0- 0	0- 0	0- 0	AWAY	0- 0	0- 0	0- 0				
0- 0	0- 0	0- 0	NEUTRAL	0- 0	0- 0	0- 0				

RPI 1-25				RPI 26-50				RPI 51-100				RPI 101+ Team's RPI: 147			
RPI	S	Opponent	Score	RPI	S	Opponent	Score	RPI	S	Opponent	Score	RPI	S	Opponent	Score
23	H	New Mexico	55 84					99	H	Fresno St.	86 73	104	A	Arizona	47 71
								100	A	Washington	59 81	123	A	Colorado St.	54 65
												124	A	Loyola Marymount	63 62
												235	N	SMU	48 55
												268	H	California Baptist	91 88
												323	A	Seattle U	65 58
-----															
LAST 12 Division I GAMES:															
100	A	Washington	59 81	235	N	SMU	48 55	104	A	Arizona	47 71	23	H	New Mexico	55 84
323	A	Seattle U	65 58	104	A	Arizona	47 71	123	A	Colorado St.	54 65	124	A	Loyola Marymount	63 62
99	H	Fresno St.	86 73	268	H	California Baptist	91 88								

Non-Div I Games:

Northern Ariz.

Average RPI	Win:	190	WON-LOST	WINNING	LAST 10	STRENGTH OF	OPP. STRENGTH	TEAM	ADJ.	CONF.	ADJ CONF.
Average RPI	Loss:	94	RECORD	PCT. RANK	GAMES	SCHEDULE	OF SCHEDULE	RPI	RPI	RPI	RPI
DIV. I ONLY		5- 4		139	5-4	130	106	80	80	11	11
DIV. I NON-CONF.		5- 4		139	0- 1	130	106	80	80	11	11
-----											
TOTALS	RPI 1-25		RPI 26-50		W-L RECORDS	RPI 51-100		RPI 101-150		RPI 150+	
5- 4	0- 0		0- 1		OVERALL	0- 2		2- 0		3- 1	
3- 0	0- 0		0- 0		HOME	0- 0		1- 0		2- 0	
2- 4	0- 0		0- 1		AWAY	0- 2		1- 0		1- 1	
0- 0	0- 0		0- 0		NEUTRAL	0- 0		0- 0		0- 0	
5- 4	0- 0		0- 1		NON-CONFERENCE	0- 2		2- 0		3- 1	
3- 0	0- 0		0- 0		HOME	0- 0		1- 0		2- 0	
2- 4	0- 0		0- 1		AWAY	0- 2		1- 0		1- 1	
0- 0	0- 0		0- 0		NEUTRAL	0- 0		0- 0		0- 0	
0- 0	0- 0		0- 0		CONFERENCE	0- 0		0- 0		0- 0	
0- 0	0- 0		0- 0		HOME	0- 0		0- 0		0- 0	
0- 0	0- 0		0- 0		AWAY	0- 0		0- 0		0- 0	
0- 0	0- 0		0- 0		NEUTRAL	0- 0		0- 0		0- 0	

RPI 1-25				RPI 26-50				RPI 51-100				RPI 101+			
RPI	S	Opponent	Score	RPI	S	Opponent	Score	RPI	S	Opponent	Score	RPI	S	Opponent	Score
				44	A	Col orado	69 77	56	A	BYU	50 70	123	A	Col orado St.	53 47
								90	A	LSU	57 62	135	H	Chattanooga	68 65
												185	H	Denver	74 66
												187	A	Air Force	57 69
												235	H	SMU	58 57
												270	A	San Francisco	68 63
-----															
Team's RPI: 80															
LAST 12 Division I GAMES:															
				56	A	BYU	50 70	187	A	Air Force	57 69				
				135	H	Chattanooga	68 65	270	A	San Francisco	68 63				
				235	H	SMU	58 57	123	A	Col orado St.	53 47				
								185	H	Denver	74 66				
								90	A	LSU	57 62				
								44	A	Col orado	69 77				

Non-Div I Games:

Northern Colo.

Average RPI	Win:	216	WON-LOST	WINNING	LAST 10	STRENGTH OF	OPP. STRENGTH	TEAM	ADJ.	CONF.	ADJ CONF.
Average RPI	Loss:	57	RECORD	PCT. RANK	GAMES	SCHEDULE	OF SCHEDULE	RPI	RPI	RPI	RPI
DIV. I ONLY		7- 4		102	6-4	217	66	115	115	10	10
DIV. I NON-CONF.		7- 4		102	1- 0	217	66	115	115	10	10
-----											
TOTALS	RPI 1-25		RPI 26-50		W-L RECORDS	RPI 51-100		RPI 101-150		RPI 150+	
7- 4	0- 2		0- 0		OVERALL	1- 1		1- 1		5- 0	
5- 0	0- 0		0- 0		HOME	1- 0		1- 0		3- 0	
0- 4	0- 2		0- 0		AWAY	0- 1		0- 1		0- 0	
2- 0	0- 0		0- 0		NEUTRAL	0- 0		0- 0		2- 0	
7- 4	0- 2		0- 0		NON-CONFERENCE	1- 1		1- 1		5- 0	
5- 0	0- 0		0- 0		HOME	1- 0		1- 0		3- 0	
0- 4	0- 2		0- 0		AWAY	0- 1		0- 1		0- 0	
2- 0	0- 0		0- 0		NEUTRAL	0- 0		0- 0		2- 0	
0- 0	0- 0		0- 0		CONFERENCE	0- 0		0- 0		0- 0	
0- 0	0- 0		0- 0		HOME	0- 0		0- 0		0- 0	
0- 0	0- 0		0- 0		AWAY	0- 0		0- 0		0- 0	
0- 0	0- 0		0- 0		NEUTRAL	0- 0		0- 0		0- 0	

RPI	S	Opponent	Score	RPI	S	Opponent	Score	RPI	S	Opponent	Score	RPI	S	Opponent	Score	Team's RPI: 115
8	A	Iowa St.	60 70					67	H	UNI	70 59	119	H	Yale	89 80	
15	A	Indiana	73 91					77	A	Montana	70 86	126	A	Southern Ill.	73 82	
												199	H	Eastern Ill.	78 59	
												212	N	Nevada	98 69	
												262	N	Western Ill.	86 61	
												325	H	North Dakota St.	81 63	
												331	H	Chicago St.	114 52	
-----																
LAST 12 Division I GAMES:																
212	N	Nevada	98 69	126	A	Southern Ill.	73 82									
67	H	UNI	70 59	77	A	Montana	70 86									
8	A	Iowa St.	60 70	325	H	North Dakota St.	81 63									
331	H	Chicago St.	114 52	15	A	Indiana	73 91									
199	H	Eastern Ill.	78 59	119	H	Yale	89 80									
262	N	Western Ill.	86 61													

Non-Div I Games:

Northern Ill.

Average RPI Win:	0	WON-LOST	WINNING	LAST 10	STRENGTH OF	OPP. STRENGTH	TEAM	ADJ.	CONF.	ADJ CONF.
Average RPI Loss:	179	RECORD	PCT. RANK	GAMES	SCHEDULE	OF SCHEDULE	RPI	RPI	RPI	RPI
DIV. I ONLY	0- 9	334	1-9	77	343	316	316	15	15	
DIV. I NON-CONF.	0- 9	334	0- 1	77	343	316	316	15	15	
-----										
TOTALS	RPI 1-25	RPI 26-50	W-L RECORDS	RPI 51-100	RPI 101-150	RPI 150+				
0- 9	0- 1	0- 1	OVERALL	0- 0	0- 1	0- 6				
0- 2	0- 0	0- 1	HOME	0- 0	0- 0	0- 1				
0- 4	0- 1	0- 0	AWAY	0- 0	0- 1	0- 2				
0- 3	0- 0	0- 0	NEUTRAL	0- 0	0- 0	0- 3				
0- 9	0- 1	0- 1	NON-CONFERENCE	0- 0	0- 1	0- 6				
0- 2	0- 0	0- 1	HOME	0- 0	0- 0	0- 1				
0- 4	0- 1	0- 0	AWAY	0- 0	0- 1	0- 2				
0- 3	0- 0	0- 0	NEUTRAL	0- 0	0- 0	0- 3				
0- 0	0- 0	0- 0	CONFERENCE	0- 0	0- 0	0- 0				
0- 0	0- 0	0- 0	HOME	0- 0	0- 0	0- 0				
0- 0	0- 0	0- 0	AWAY	0- 0	0- 0	0- 0				
0- 0	0- 0	0- 0	NEUTRAL	0- 0	0- 0	0- 0				

RPI 1-25				RPI 26-50				RPI 51-100				RPI 101+ Team's RPI: 316											
RPI	S	Opponent	Score	RPI	S	Opponent	Score	RPI	S	Opponent	Score	RPI	S	Opponent	Score								
9	A	Louisville	59 92	50	H	Belmont	53 71					132	A	Providence	43 48								
												152	A	Kent St.	61 62								
												202	N	Pepperdine	46 51								
												213	N	Akron	60 77								
												247	H	Illinois St.	53 58								
												257	N	La Salle	56 74								
												346	A	Austin Peay	48 52								
-----																							
LAST 12 Division I GAMES:																							
132	A	Providence	43 48	202	N	Pepperdine	46 51																
257	N	La Salle	56 74	213	N	Akron	60 77																
9	A	Louisville	59 92	152	A	Kent St.	61 62																
247	H	Illinois St.	53 58																				
346	A	Austin Peay	48 52																				
50	H	Belmont	53 71																				

Non-Div I Games: Alderson Broaddus 73 32

Northern Ky.

Average RPI	Win:	179	WON-LOST	WINNING	LAST 10	STRENGTH OF	OPP. STRENGTH	TEAM	ADJ.	CONF.	ADJ CONF.
Average RPI	Loss:	53	RECORD	PCT. RANK	GAMES	SCHEDULE	OF SCHEDULE	RPI	RPI	RPI	RPI
DIV. I ONLY		7- 4		102	6-4	137	47	101	101	4	4
DIV. I NON-CONF.		7- 4		102	0- 1	137	47	101	101	4	4
-----											
TOTALS	RPI 1-25		RPI 26-50		W-L RECORDS	RPI 51-100		RPI 101-150		RPI 150+	
7- 4	0- 1		2- 2		OVERALL	1- 0		0- 1		4- 0	
4- 2	0- 1		1- 0		HOME	1- 0		0- 1		2- 0	
2- 1	0- 0		1- 1		AWAY	0- 0		0- 0		1- 0	
1- 1	0- 0		0- 1		NEUTRAL	0- 0		0- 0		1- 0	
7- 4	0- 1		2- 2		NON-CONFERENCE	1- 0		0- 1		4- 0	
4- 2	0- 1		1- 0		HOME	1- 0		0- 1		2- 0	
2- 1	0- 0		1- 1		AWAY	0- 0		0- 0		1- 0	
1- 1	0- 0		0- 1		NEUTRAL	0- 0		0- 0		1- 0	
0- 0	0- 0		0- 0		CONFERENCE	0- 0		0- 0		0- 0	
0- 0	0- 0		0- 0		HOME	0- 0		0- 0		0- 0	
0- 0	0- 0		0- 0		AWAY	0- 0		0- 0		0- 0	
0- 0	0- 0		0- 0		NEUTRAL	0- 0		0- 0		0- 0	

RPI 1-25				RPI 26-50				RPI 51-100				RPI 101+ Team's RPI: 101			
RPI	S	Opponent	Score	RPI	S	Opponent	Score	RPI	S	Opponent	Score	RPI	S	Opponent	Score
17	H	Marquette	57 76	34	N	Kansas	57 66	70	H	UT Martin	90 64	120	H	Pittsburgh	49 52
				35	A	Green Bay	57 55					225	A	Florida	83 74
				42	A	DePaul	60 76					236	N	Wichita St.	65 43
				47	H	Duke	84 58					311	H	UIC	87 44
												331	H	Chicago St.	97 35
-----															
LAST 12 Division I GAMES:															
				42	A	DePaul	60 76	34	N	Kansas	57 66				
				120	H	Pittsburgh	49 52	236	N	Wichita St.	65 43				
				70	H	UT Martin	90 64	331	H	Chicago St.	97 35				
				225	A	Florida	83 74	17	H	Marquette	57 76				
				311	H	UIC	87 44	35	A	Green Bay	57 55				
				47	H	Duke	84 58								

Non-Div I Games:

Northwestern

Average RPI Win: 351  
Average RPI Loss: 162

WON-LOST  
RECORD

WINNING  
PCT. RANK

LAST 10  
GAMES

STRENGTH OF  
SCHEDULE

OPP. STRENGTH  
OF SCHEDULE

TEAM  
RPI

ADJ.  
RPI

CONF.  
RPI

ADJ CONF.  
RPI

DIV. I ONLY	1- 5	311	5-5	278	256	332	332	23	23
DIV. I NON-CONF.	1- 5	311	0- 0	278	256	332	332	23	23
<hr/>									
TOTALS	RPI 1-25	RPI 26-50	W-L RECORDS	RPI 51-100	RPI 101-150	RPI 150+			
1- 5	0- 0	0- 1	OVERALL	0- 1	0- 1	1- 2			
1- 1	0- 0	0- 0	HOME	0- 0	0- 0	1- 1			
0- 4	0- 0	0- 1	AWAY	0- 1	0- 1	0- 1			
0- 0	0- 0	0- 0	NEUTRAL	0- 0	0- 0	0- 0			
1- 5	0- 0	0- 1	NON-CONFERENCE	0- 1	0- 1	1- 2			
1- 1	0- 0	0- 0	HOME	0- 0	0- 0	1- 1			
0- 4	0- 0	0- 1	AWAY	0- 1	0- 1	0- 1			
0- 0	0- 0	0- 0	NEUTRAL	0- 0	0- 0	0- 0			
0- 0	0- 0	0- 0	CONFERENCE	0- 0	0- 0	0- 0			
0- 0	0- 0	0- 0	HOME	0- 0	0- 0	0- 0			
0- 0	0- 0	0- 0	AWAY	0- 0	0- 0	0- 0			
0- 0	0- 0	0- 0	NEUTRAL	0- 0	0- 0	0- 0			

RPI 1-25				RPI 26-50				RPI 51-100				RPI 101+ Team's RPI: 332			
RPI	S	Opponent	Score	RPI	S	Opponent	Score	RPI	S	Opponent	Score	RPI	S	Opponent	Score
				48	A	Arkansas	53 98	98	A	Al abama	73 87	130	A	Oklahoma	56 93
												218	A	Southern Mi ss.	54 69
												314	H	La. -Monroe	55 63
												351	H	Al corn	78 65
<hr/>															
LAST 12 Division I GAMES:															
				48	A	Arkansas	53 98	98	A	Al abama	73 87				
								314	H	La. -Monroe	55 63				
								218	A	Southern Mi ss.	54 69				
								351	H	Al corn	78 65				
								130	A	Oklahoma	56 93				

Non-Div I Games:

Loyola (LA)

71 66

Central Baptist

82 56

LeTourneau

100 40

Centenary (LA)

94 51

Northwestern St.

Loss, Non-Conf, S Site, H Home A Away N Neutral



Average RPI	Win:	78	WON-LOST	WINNING	LAST 10	STRENGTH OF	OPP. STRENGTH	TEAM	ADJ.	CONF.	ADJ CONF.
Average RPI	Loss:	2	RECORD	PCT. RANK	GAMES	SCHEDULE	OF SCHEDULE	RPI	RPI	RPI	RPI
DIV. I ONLY		11- 1		11	9-1	3	36	1	1	1	1
DIV. I NON-CONF.		11- 1		11	1- 0	3	36	1	1	1	1
-----											
TOTALS	RPI 1-25		RPI 26-50		W-L RECORDS	RPI 51-100		RPI 101-150		RPI 150+	
11- 1	4- 1		1- 0		OVERALL	3- 0		1- 0		2- 0	
5- 1	1- 1		0- 0		HOME	1- 0		1- 0		2- 0	
3- 0	1- 0		1- 0		AWAY	1- 0		0- 0		0- 0	
3- 0	2- 0		0- 0		NEUTRAL	1- 0		0- 0		0- 0	
11- 1	4- 1		1- 0		NON-CONFERENCE	3- 0		1- 0		2- 0	
5- 1	1- 1		0- 0		HOME	1- 0		1- 0		2- 0	
3- 0	1- 0		1- 0		AWAY	1- 0		0- 0		0- 0	
3- 0	2- 0		0- 0		NEUTRAL	1- 0		0- 0		0- 0	
0- 0	0- 0		0- 0		CONFERENCE	0- 0		0- 0		0- 0	
0- 0	0- 0		0- 0		HOME	0- 0		0- 0		0- 0	
0- 0	0- 0		0- 0		AWAY	0- 0		0- 0		0- 0	
0- 0	0- 0		0- 0		NEUTRAL	0- 0		0- 0		0- 0	

RPI	S	Opponent	Score	RPI	S	Opponent	Score	RPI	S	Opponent	Score	RPI	S	Opponent	Score
2	H	UConn	71 89	42	A	DePaul	101 77	55	N	Oregon St.	91 81	143	H	Harvard	103 58
11	H	Iowa	105 71					74	H	Penn	75 55	161	H	Western Ky.	94 53
13	N	Drake	82 64					76	A	Tol edo	72 56	249	H	Bi nghamton	103 53
16	N	Gonzaga	81 65												
17	A	Marquette	87 63												
-----															
LAST 12 Division I GAMES:															
55	N	Oregon St.	91 81	76	A	Tol edo	72 56	2	H	UConn	71 89	11	H	Iowa	105 71
13	N	Drake	82 64					16	N	Gonzaga	81 65	42	A	DePaul	101 77
17	A	Marquette	87 63					74	H	Penn	75 55				
161	H	Western Ky.	94 53												
249	H	Bi nghamton	103 53												
143	H	Harvard	103 58												

Non-Div I Games:

Notre Dame

Average RPI Win: 326

Average RPI Loss: 117

WON-LOST  
RECORDWINNING  
PCT. RANKLAST 10  
GAMESSTRENGTH OF  
SCHEDULEOPP. STRENGTH  
OF SCHEDULETEAM  
RPIADJ.  
RPICONF.  
RPIADJ CONF.  
RPIDIV. I ONLY  
DIV. I NON-CONF.1- 8  
1- 8320  
3202-8  
0- 09  
9340  
340215  
215215  
21515  
1515  
15

TOTALS

RPI 1-25

RPI 26-50

W-L RECORDS

RPI 51-100

RPI 101-150

RPI 150+

1- 8 0- 1  
1- 3 0- 1  
0- 4 0- 0  
0- 1 0- 00- 1  
0- 1  
0- 0  
0- 0OVERALL  
HOME  
AWAY  
NEUTRAL0- 2  
0- 1  
0- 1  
0- 00- 1  
0- 0  
0- 1  
0- 01- 3  
1- 0  
0- 2  
0- 11- 8 0- 1  
1- 3 0- 1  
0- 4 0- 0  
0- 1 0- 00- 1  
0- 1  
0- 0  
0- 0NON-CONFERENCE  
HOME  
AWAY  
NEUTRAL0- 2  
0- 1  
0- 1  
0- 00- 1  
0- 0  
0- 1  
0- 01- 3  
1- 0  
0- 2  
0- 10- 0 0- 0  
0- 0 0- 0  
0- 0 0- 0  
0- 0 0- 00- 0  
0- 0  
0- 0  
0- 0CONFERENCE  
HOME  
AWAY  
NEUTRAL0- 0  
0- 0  
0- 0  
0- 00- 0  
0- 0  
0- 0  
0- 00- 0  
0- 0  
0- 0  
0- 0

RPI 1-25

RPI 26-50

RPI 51-100

RPI 101+

Team's RPI: 215

RPI S Opponent Score  
15 H Indiana 32 59RPI S Opponent Score  
33 H Michigan St. 58 102RPI S Opponent Score  
60 A Central Mich. 61 104  
95 H Michigan 59 85RPI S Opponent Score  
118 A Bradley 64 73  
152 A Kent St. 65 75  
213 N Akron 65 85  
247 A Illinois St. 56 62  
326 H Canisius 71 60

LAST 12 Division I GAMES:

95 H Michigan	59 85	152 A Kent St.	65 75
33 H Michigan St.	58 102	213 N Akron	65 85
118 A Bradley	64 73	15 H Indiana	32 59
247 A Illinois St.	56 62	60 A Central Mich.	61 104
326 H Canisius	71 60		

Non-Div I Games:

Grace Bible (MI)

94 48

Rochester College

64 46

Oakland

Average RPI Win:	189	WON-LOST	WINNING	LAST 10	STRENGTH OF	OPP. STRENGTH	TEAM	ADJ.	CONF.	ADJ CONF.
Average RPI Loss:	0	RECORD	PCT. RANK	GAMES	SCHEDULE	OF SCHEDULE	RPI	RPI	RPI	RPI
DIV. I ONLY	10- 0	1	10-0	339	3	71	71	10	10	
DIV. I NON-CONF.	10- 0	1	1- 0	339	3	71	71	10	10	
-----										
TOTALS	RPI 1-25	RPI 26-50	W-L RECORDS	RPI 51-100	RPI 101-150	RPI 150+				
10- 0	0- 0	1- 0	OVERALL	2- 0	0- 0	7- 0				
6- 0	0- 0	0- 0	HOME	1- 0	0- 0	5- 0				
2- 0	0- 0	0- 0	AWAY	1- 0	0- 0	1- 0				
2- 0	0- 0	1- 0	NEUTRAL	0- 0	0- 0	1- 0				
10- 0	0- 0	1- 0	NON-CONFERENCE	2- 0	0- 0	7- 0				
6- 0	0- 0	0- 0	HOME	1- 0	0- 0	5- 0				
2- 0	0- 0	0- 0	AWAY	1- 0	0- 0	1- 0				
2- 0	0- 0	1- 0	NEUTRAL	0- 0	0- 0	1- 0				
0- 0	0- 0	0- 0	CONFERENCE	0- 0	0- 0	0- 0				
0- 0	0- 0	0- 0	HOME	0- 0	0- 0	0- 0				
0- 0	0- 0	0- 0	AWAY	0- 0	0- 0	0- 0				
0- 0	0- 0	0- 0	NEUTRAL	0- 0	0- 0	0- 0				

RPI	S	Opponent	Score	RPI	S	Opponent	Score	RPI	S	Opponent	Score	RPI	S	Opponent	Score
				32	N	Lamar University	87 62	57	A	IUPUI	73 66	207	H	UNCW	95 72
								72	H	Purdue	80 73	233	N	St. Bonaventure	70 53
												246	H	Coppin St.	87 62
												249	H	Binghamton	86 49
												259	H	Eastern Ky.	100 60
												266	A	Richmond	109 58
												267	H	Cleveland St.	72 54
LAST 12 Division I GAMES:															
				246	H	Coppin St.	87 62	266	A	Richmond	109 58				
				72	H	Purdue	80 73	57	A	IUPUI	73 66				
				267	H	Cleveland St.	72 54	249	H	Binghamton	86 49				
				32	N	Lamar University	87 62	207	H	UNCW	95 72				
				233	N	St. Bonaventure	70 53								
				259	H	Eastern Ky.	100 60								

Non-Div I Games:

Ohio

Average RPI Win:	175	WON-LOST	WINNING	LAST 10	STRENGTH OF	OPP. STRENGTH	TEAM	ADJ.	CONF.	ADJ CONF.
Average RPI Loss:	62	RECORD	PCT. RANK	GAMES	SCHEDULE	OF SCHEDULE	RPI	RPI	RPI	RPI
DIV. I ONLY	4- 5	191	4-5	23	53	105	105	4	4	
DIV. I NON-CONF.	4- 5	191	0- 1	23	53	105	105	4	4	
-----										
TOTALS	RPI 1-25	RPI 26-50	W-L RECORDS	RPI 51-100	RPI 101-150	RPI 150+				
4- 5	0- 1	1- 2	OVERALL	0- 1	1- 1	2- 0				
4- 1	0- 0	1- 0	HOME	0- 0	1- 1	2- 0				
0- 2	0- 1	0- 0	AWAY	0- 1	0- 0	0- 0				
0- 2	0- 0	0- 2	NEUTRAL	0- 0	0- 0	0- 0				
4- 5	0- 1	1- 2	NON-CONFERENCE	0- 1	1- 1	2- 0				
4- 1	0- 0	1- 0	HOME	0- 0	1- 1	2- 0				
0- 2	0- 1	0- 0	AWAY	0- 1	0- 0	0- 0				
0- 2	0- 0	0- 2	NEUTRAL	0- 0	0- 0	0- 0				
0- 0	0- 0	0- 0	CONFERENCE	0- 0	0- 0	0- 0				
0- 0	0- 0	0- 0	HOME	0- 0	0- 0	0- 0				
0- 0	0- 0	0- 0	AWAY	0- 0	0- 0	0- 0				
0- 0	0- 0	0- 0	NEUTRAL	0- 0	0- 0	0- 0				

RPI 1-25				RPI 26-50				RPI 51-100				RPI 101+ Team's RPI: 105			
RPI	S	Opponent	Score	RPI	S	Opponent	Score	RPI	S	Opponent	Score	RPI	S	Opponent	Score
2	A	UConn	53 85	27	N	Virginia Tech	73 81	100	A	Washington	59 69	134	H	Cincinnati	69 56
				31	N	Butler	53 66					149	H	South Fla.	47 71
				41	H	North Carolina	76 69					225	H	Florida	46 41
												299	H	Detroit Mercy	55 41
LAST 12 Division I GAMES:															
134	H	Cincinnati	69 56	27	N	Virginia Tech	73 81								
41	H	North Carolina	76 69	31	N	Butler	53 66								
2	A	UConn	53 85	225	H	Florida	46 41								
299	H	Detroit Mercy	55 41	100	A	Washington	59 69								
149	H	South Fla.	47 71												

Non-Div I Games:

Ohio St.

Average RPI	Win: 250	WON-LOST RECORD	WINNING PCT. RANK	LAST 10 GAMES	STRENGTH OF SCHEDULE	OPP. STRENGTH OF SCHEDULE	TEAM RPI	ADJ. RPI	CONF. RPI	ADJ. CONF. RPI
Average RPI	Loss: 65									
DIV. I ONLY	4- 7	227	3-7	26	157	130	130	5	5	
DIV. I NON-CONF.	4- 7	227	0- 1	26	157	130	130	5	5	
-----										
TOTALS	RPI 1-25	RPI 26-50	W-L RECORDS	RPI 51-100	RPI 101-150	RPI 150+				
4- 7	0- 3	0- 1	OVERALL	0- 1	0- 2	4- 0				
3- 2	0- 1	0- 1	HOME	0- 0	0- 0	3- 0				
1- 3	0- 2	0- 0	AWAY	0- 0	0- 1	1- 0				
0- 2	0- 0	0- 0	NEUTRAL	0- 1	0- 1	0- 0				
4- 7	0- 3	0- 1	NON-CONFERENCE	0- 1	0- 2	4- 0				
3- 2	0- 1	0- 1	HOME	0- 0	0- 0	3- 0				
1- 3	0- 2	0- 0	AWAY	0- 0	0- 1	1- 0				
0- 2	0- 0	0- 0	NEUTRAL	0- 1	0- 1	0- 0				
0- 0	0- 0	0- 0	CONFERENCE	0- 0	0- 0	0- 0				
0- 0	0- 0	0- 0	HOME	0- 0	0- 0	0- 0				
0- 0	0- 0	0- 0	AWAY	0- 0	0- 0	0- 0				
0- 0	0- 0	0- 0	NEUTRAL	0- 0	0- 0	0- 0				

RPI 1-25				RPI 26-50				RPI 51-100				RPI 101+ Team's RPI: 130			
RPI	S	Opponent	Score	RPI	S	Opponent	Score	RPI	S	Opponent	Score	RPI	S	Opponent	Score
2	H	UConn	63 72	42	H	DePaul	76 87	84	N	Clemson	62 74	136	N	UAB	84 89
19	A	Auburn	79 95									149	A	South Fla.	70 87
23	A	New Mexico	80 84									161	H	Western Ky.	90 83
												235	A	SMU	77 61
												272	H	Central Ark.	65 52
												332	H	Northwestern St.	93 56
LAST 12 Division I GAMES:															
84	N	Clemson	62 74	235	A	SMU	77 61								
136	N	UAB	84 89	2	H	UConn	63 72								
149	A	South Fla.	70 87	42	H	DePaul	76 87								
332	H	Northwestern St.	93 56	272	H	Central Ark.	65 52								
161	H	Western Ky.	90 83	19	A	Auburn	79 95								
				23	A	New Mexico	80 84								

Non-Div I Games:

Oklahoma

Average RPI Win:	198	WON-LOST	WINNING	LAST 10	STRENGTH OF	OPP. STRENGTH	TEAM	ADJ.	CONF.	ADJ CONF.
Average RPI Loss:	37	RECORD	PCT. RANK	GAMES	SCHEDULE	OF SCHEDULE	RPI	RPI	RPI	RPI
DIV. I ONLY	8- 2	50	8-2	272	29	112	112	5	5	
DIV. I NON-CONF.	8- 2	50	1- 0	272	29	112	112	5	5	
-----										
TOTALS	RPI 1-25	RPI 26-50	W-L RECORDS	RPI 51-100	RPI 101-150	RPI 150+				
8- 2	0- 1	0- 1	OVERALL	0- 0	1- 0	7- 0				
7- 1	0- 1	0- 0	HOME	0- 0	1- 0	6- 0				
1- 1	0- 0	0- 1	AWAY	0- 0	0- 0	1- 0				
0- 0	0- 0	0- 0	NEUTRAL	0- 0	0- 0	0- 0				
8- 2	0- 1	0- 1	NON-CONFERENCE	0- 0	1- 0	7- 0				
7- 1	0- 1	0- 0	HOME	0- 0	1- 0	6- 0				
1- 1	0- 0	0- 1	AWAY	0- 0	0- 0	1- 0				
0- 0	0- 0	0- 0	NEUTRAL	0- 0	0- 0	0- 0				
0- 0	0- 0	0- 0	CONFERENCE	0- 0	0- 0	0- 0				
0- 0	0- 0	0- 0	HOME	0- 0	0- 0	0- 0				
0- 0	0- 0	0- 0	AWAY	0- 0	0- 0	0- 0				
0- 0	0- 0	0- 0	NEUTRAL	0- 0	0- 0	0- 0				

RPI 1-25				RPI 26-50				RPI 51-100				RPI 101+ Team's RPI: 112			
RPI	S	Opponent	Score	RPI	S	Opponent	Score	RPI	S	Opponent	Score	RPI	S	Opponent	Score
25	H	Tennessee	63 76	49	A	UCLA	59 71					127	H	Oral Roberts	89 69
												174	H	Prairie View	70 50
												183	H	Texas St.	66 55
												184	H	Arkansas St.	62 60
												193	H	Samford	82 62
												194	H	UC Riverside	76 51
												236	A	Wichita St.	60 47
												292	H	Houston Baptist	77 44
LAST 12 Division I GAMES:															
127	H	Oral Roberts	89 69	292	H	Houston Baptist	77 44								
49	A	UCLA	59 71	25	H	Tennessee	63 76								
194	H	UC Riverside	76 51	183	H	Texas St.	66 55								
184	H	Arkansas St.	62 60	236	A	Wichita St.	60 47								
				193	H	Samford	82 62								
				174	H	Prairie View	70 50								

Non-Div I Games:

Oklahoma St.

Average RPI Win: 162 WON-LOST RECORD WINNING PCT. RANK LAST 10 GAMES STRENGTH OF SCHEDULE OPP. STRENGTH OF SCHEDULE TEAM RPI ADJ. RPI CONF. RPI ADJ CONF. RPI

DIV. I ONLY	8- 3	69	7-3	32	132	26	26	16	16
DIV. I NON-CONF.	8- 3	69	0- 1	32	132	26	26	16	16
TOTALS	RPI 1-25	RPI 26-50	W-L RECORDS	RPI 51-100	RPI 101-150	RPI 150+			
8- 3	0- 1	0- 1	OVERALL	2- 0	2- 0	4- 1			
3- 1	0- 0	0- 0	HOME	0- 0	1- 0	2- 1			
3- 1	0- 1	0- 0	AWAY	1- 0	1- 0	1- 0			
2- 1	0- 0	0- 1	NEUTRAL	1- 0	0- 0	1- 0			
8- 3	0- 1	0- 1	NON-CONFERENCE	2- 0	2- 0	4- 1			
3- 1	0- 0	0- 0	HOME	0- 0	1- 0	2- 1			
3- 1	0- 1	0- 0	AWAY	1- 0	1- 0	1- 0			
2- 1	0- 0	0- 1	NEUTRAL	1- 0	0- 0	1- 0			
0- 0	0- 0	0- 0	CONFERENCE	0- 0	0- 0	0- 0			
0- 0	0- 0	0- 0	HOME	0- 0	0- 0	0- 0			
0- 0	0- 0	0- 0	AWAY	0- 0	0- 0	0- 0			
0- 0	0- 0	0- 0	NEUTRAL	0- 0	0- 0	0- 0			

RPI S Opponent Score	RPI S Opponent Score	Team's RPI: 26	RPI S Opponent Score	RPI S Opponent Score
5 A NC State 56 85	40 N Saint Mary's (CA) 65 83		73 A Tulane 56 48	128 H VCU 60 57
			88 N Tennessee Tech 80 73	134 A Cincinnati 76 72
				158 H Virginia 67 73
				160 H William & Mary 83 69
				180 A Campbell 83 59
				238 N Jacksonville 78 76
				296 H Norfolk St. 69 53
LAST 12 Division I GAMES:				
40 N Saint Mary's (CA) 65 83	5 A NC State 56 85		88 N Tennessee Tech 80 73	
73 A Tulane 56 48			238 N Jacksonville 78 76	
128 H VCU 60 57			158 H Virginia 67 73	
160 H William & Mary 83 69			134 A Cincinnati 76 72	
180 A Campbell 83 59			296 H Norfolk St. 69 53	

Non-Div I Games:

Old Dominion

O  
l  
e  
M  
i  
s  
s

Ole Miss				Through Games Of Dec. 23, 2018							
Average RPI	Win:	300	WON-LOST	WINNING	LAST 10	STRENGTH OF	OPP. STRENGTH	TEAM	ADJ.	CONF.	ADJ CONF.
Average RPI	Loss:	99	RECORD	PCT. RANK	GAMES	SCHEDULE	OF SCHEDULE	RPI	RPI	RPI	RPI
DIV. I ONLY			5- 8	222	3-7	145	263	254	254	6	6
DIV. I NON-CONF.			5- 8	222	0- 1	145	263	254	254	6	6
-----											
TOTALS	RPI 1-25		RPI 26-50		W-L RECORDS	RPI 51-100		RPI 101-150		RPI 150+	
5- 8	0- 1		0- 0		OVERALL	0- 4		0- 0		5- 3	
5- 4	0- 0		0- 0		HOME	0- 2		0- 0		5- 2	
0- 1	0- 0		0- 0		AWAY	0- 0		0- 0		0- 1	
0- 3	0- 1		0- 0		NEUTRAL	0- 2		0- 0		0- 0	
5- 8	0- 1		0- 0		NON-CONFERENCE	0- 4		0- 0		5- 3	
5- 4	0- 0		0- 0		HOME	0- 2		0- 0		5- 2	
0- 1	0- 0		0- 0		AWAY	0- 0		0- 0		0- 1	
0- 3	0- 1		0- 0		NEUTRAL	0- 2		0- 0		0- 0	
0- 0	0- 0		0- 0		CONFERENCE	0- 0		0- 0		0- 0	
0- 0	0- 0		0- 0		HOME	0- 0		0- 0		0- 0	
0- 0	0- 0		0- 0		AWAY	0- 0		0- 0		0- 0	
0- 0	0- 0		0- 0		NEUTRAL	0- 0		0- 0		0- 0	
-----											
RPI 1-25				RPI 26-50		RPI 51-100		RPI 101+		Team's RPI: 254	
RPI S	Opponent	Score		RPI S	Opponent	Score		RPI S	Opponent	Score	
2 N	UConn	50	90					57 H	IUPUI	58	66
								72 N	Purdue	59	70
								75 N	St. John's (NY)	59	64
								83 H	TCU	50	55
								157 A	Louisiana Tech	71	80
								168 H	Jacksonville St.	49	60
								181 H	Troy	54	71
								211 H	Temple	62	55
								296 H	Norfolk St.	60	42
								313 H	Western Mich.	69	66
								335 H	Louisiana	79	57
								345 H	Savannah St.	74	51
-----											
LAST 12 Division I GAMES:											
181 H	Troy	54	71	83 H	TCU	50	55				
157 A	Louisiana Tech	71	80	75 N	St. John's (NY)	59	64				
335 H	Louisiana	79	57	72 N	Purdue	59	70				
345 H	Savannah St.	74	51	2 N	UConn	50	90				
168 H	Jacksonville St.	49	60	313 H	Western Mich.	69	66				
57 H	IUPUI	58	66	211 H	Temple	62	55				

O  
l  
e  
M  
i  
s  
s

Non-Div I Games:

Ole Miss



Omaha										Through Games Of Dec. 23, 2018												
Average RPI Win:		311		WON-LOST		WINNING		LAST 10		STRENGTH OF		OPP. STRENGTH		TEAM		ADJ.		CONF.		ADJ CONF.		
Average RPI Loss:		117		RECORD		PCT. RANK		GAMES		SCHEDULE		OF SCHEDULE		RPI		RPI		RPI		RPI		
DIV. I ONLY		4- 7		227		4-6		282		220		279		279		18		18				
DIV. I NON-CONF.		4- 7		227		1- 0		282		220		279		279		18		18				
-----																						
TOTALS		RPI 1-25		RPI 26-50		W-L RECORDS		RPI 51-100		RPI 101-150		RPI 150+										
4- 7		0- 0		0- 0		OVERALL		0- 2		0- 4		4- 1										
2- 2		0- 0		0- 0		HOME		0- 0		0- 2		2- 0										
1- 4		0- 0		0- 0		AWAY		0- 2		0- 2		1- 0										
1- 1		0- 0		0- 0		NEUTRAL		0- 0		0- 0		1- 1										
4- 7		0- 0		0- 0		NON-CONFERENCE		0- 2		0- 4		4- 1										
2- 2		0- 0		0- 0		HOME		0- 0		0- 2		2- 0										
1- 4		0- 0		0- 0		AWAY		0- 2		0- 2		1- 0										
1- 1		0- 0		0- 0		NEUTRAL		0- 0		0- 0		1- 1										
0- 0		0- 0		0- 0		CONFERENCE		0- 0		0- 0		0- 0										
0- 0		0- 0		0- 0		HOME		0- 0		0- 0		0- 0										
0- 0		0- 0		0- 0		AWAY		0- 0		0- 0		0- 0										
0- 0		0- 0		0- 0		NEUTRAL		0- 0		0- 0		0- 0										
-----																						
RPI 1-25		RPI 26-50		RPI 51-100		RPI 101+		Team's RPI: 279														
RPI	S	Opponent	Score	RPI	S	Opponent	Score	RPI	S	Opponent	Score	RPI	S	Opponent	Score							
								67	A	UNI	50	79			102	A	Creighton	51	66			
								69	A	Kansas St.	46	61			118	H	Bradley	60	80			
														133	A	Montana St.	56	59				
														150	H	CSUN	52	64				
														180	N	Campbell	52	65				
														299	A	Detroit Mercy	51	42				
														303	H	USC Upstate	96	69				
														306	H	CSU Bakersfield	53	46				
														337	N	Florida A&M	57	50				
-----																						
LAST 12 Division I GAMES:																						
								337	N	Florida A&M	57	50			102	A	Creighton	51	66			
								67	A	UNI	50	79			299	A	Detroit Mercy	51	42			
								133	A	Montana St.	56	59			180	N	Campbell	52	65			
								118	H	Bradley	60	80			150	H	CSUN	52	64			
								306	H	CSU Bakersfield	53	46			69	A	Kansas St.	46	61			
														303	H	USC Upstate	96	69				
-----																						
Non-Div I Games:																						
Graceland (IA)		81		39		Omaha																

Loss, Non-Conf, S Site, H Home A Away N Neutral

Page 217

Average RPI Win:	201	WON-LOST	WINNING	LAST 10	STRENGTH OF	OPP. STRENGTH	TEAM	ADJ.	CONF.	ADJ CONF.
Average RPI Loss:	85	RECORD	PCT. RANK	GAMES	SCHEDULE	OF SCHEDULE	RPI	RPI	RPI	RPI
DIV. I ONLY	5- 6	176	6-4	115	85	127	127	18	18	
DIV. I NON-CONF.	5- 6	176	0- 1	115	85	127	127	18	18	
-----										
TOTALS	RPI 1-25	RPI 26-50	W-L RECORDS	RPI 51-100	RPI 101-150	RPI 150+				
5- 6	0- 1	0- 2	OVERALL	0- 0	0- 2	5- 1				
2- 2	0- 0	0- 0	HOME	0- 0	0- 1	2- 1				
3- 4	0- 1	0- 2	AWAY	0- 0	0- 1	3- 0				
0- 0	0- 0	0- 0	NEUTRAL	0- 0	0- 0	0- 0				
5- 6	0- 1	0- 2	NON-CONFERENCE	0- 0	0- 2	5- 1				
2- 2	0- 0	0- 0	HOME	0- 0	0- 1	2- 1				
3- 4	0- 1	0- 2	AWAY	0- 0	0- 1	3- 0				
0- 0	0- 0	0- 0	NEUTRAL	0- 0	0- 0	0- 0				
0- 0	0- 0	0- 0	CONFERENCE	0- 0	0- 0	0- 0				
0- 0	0- 0	0- 0	HOME	0- 0	0- 0	0- 0				
0- 0	0- 0	0- 0	AWAY	0- 0	0- 0	0- 0				
0- 0	0- 0	0- 0	NEUTRAL	0- 0	0- 0	0- 0				

RPI 1-25				RPI 26-50				RPI 51-100				RPI 101+				Team's RPI: 127
RPI	S	Opponent	Score	RPI	S	Opponent	Score	RPI	S	Opponent	Score	RPI	S	Opponent	Score	
11	A	Iowa	77 90	34	A	Kansas	58 70					112	A	Oklahoma St.	69 89	
				48	A	Arkansas	61 74					137	H	UT Arlington	62 80	
												156	H	UMKC	75 64	
												166	H	Tulsa	68 76	
												172	A	Sam Houston St.	73 62	
												183	A	Texas St.	81 64	
												203	H	Southern Utah	64 59	
												292	A	Houston Baptist	74 56	
-----																
LAST 12 Division I GAMES:																
112	A	Oklahoma St.	69 89	183	A	Texas St.	81 64									
292	A	Houston Baptist	74 56	156	H	UMKC	75 64									
172	A	Sam Houston St.	73 62	166	H	Tulsa	68 76									
137	H	UT Arlington	62 80	34	A	Kansas	58 70									
203	H	Southern Utah	64 59	11	A	Iowa	77 90									
48	A	Arkansas	61 74													

Non-Div I Games: Harris-Stowe 74 46 Cent. Christian (KS) 47

Oral Roberts

Average RPI Win: 101

Average RPI Loss: 33

WON-LOST  
RECORDWINNING  
PCT. RANKLAST 10  
GAMESSTRENGTH OF  
SCHEDULEOPP. STRENGTH  
OF SCHEDULETEAM  
RPIADJ.  
RPICONF.  
RPIADJ CONF.  
RPIDIV. I ONLY  
DIV. I NON-CONF.10- 1  
10- 117  
179-1  
1- 019  
1938  
383  
33  
32  
22  
2

TOTALS

RPI 1-25

RPI 26-50

W-L RECORDS

RPI 51-100

RPI 101-150

RPI 150+

10- 1

2- 0

2- 1

OVERALL

2- 0

1- 0

3- 0

6- 0

2- 0

0- 0

HOME

2- 0

0- 0

2- 0

3- 1

0- 0

2- 1

AWAY

0- 0

1- 0

0- 0

1- 0

0- 0

0- 0

NEUTRAL

0- 0

0- 0

1- 0

10- 1

2- 0

2- 1

NON-CONFERENCE

2- 0

1- 0

3- 0

6- 0

2- 0

0- 0

HOME

2- 0

0- 0

2- 0

3- 1

0- 0

2- 1

AWAY

0- 0

1- 0

0- 0

1- 0

0- 0

0- 0

NEUTRAL

0- 0

0- 0

1- 0

0- 0

0- 0

0- 0

CONFERENCE

0- 0

0- 0

0- 0

0- 0

0- 0

0- 0

HOME

0- 0

0- 0

0- 0

0- 0

0- 0

0- 0

AWAY

0- 0

0- 0

0- 0

0- 0

0- 0

0- 0

NEUTRAL

0- 0

0- 0

0- 0

RPI 1-25 Team's RPI: 3

RPI 26-50

RPI 51-100

RPI 101+

RPI	S	Opponent	Score
6	H	Syracuse	75 73
12	H	Mississippi St.	82 74

RPI	S	Opponent	Score
33	A	Michigan St.	82 88
36	A	South Dakota St.	87 79
40	A	Saint Mary's (CA)	79 55

RPI	S	Opponent	Score
64	H	Buffalo	102 82
92	H	UC Irvine	115 69

RPI	S	Opponent	Score
131	A	Utah St.	88 58
187	H	Air Force	82 36
194	N	UC Riverside	94 44
243	H	Long Beach St.	110 48

LAST 12 Division I GAMES:

187	H	Air Force	82 36	92	H	UC Irvine	115 69
12	H	Mississippi St.	82 74	194	N	UC Riverside	94 44
36	A	South Dakota St.	87 79	64	H	Buffalo	102 82
33	A	Michigan St.	82 88	131	A	Utah St.	88 58
243	H	Long Beach St.	110 48	6	H	Syracuse	75 73
40	A	Saint Mary's (CA)	79 55				

Oregon

Oregon

Non-Div I Games: Alas. Fairbanks 115 36

Oregon

Loss, Non-Conf, S Site, H Home A Away N Neutral

Average RPI Win:	165	WON-LOST	WINNING	LAST 10	STRENGTH OF	OPP. STRENGTH	TEAM	ADJ.	CONF.	ADJ CONF.
Average RPI Loss:	19	RECORD	PCT. RANK	GAMES	SCHEDULE	OF SCHEDULE	RPI	RPI	RPI	RPI
DIV. I ONLY	9- 2	41	8-2	194	8	55	55	2	2	
DIV. I NON-CONF.	9- 2	41	0- 1	194	8	55	55	2	2	
-----										
TOTALS	RPI 1-25	RPI 26-50	W-L RECORDS	RPI 51-100	RPI 101-150	RPI 150+				
9- 2	0- 1	2- 1	OVERALL	1- 0	0- 0	6- 0				
6- 0	0- 0	2- 0	HOME	0- 0	0- 0	4- 0				
0- 0	0- 0	0- 0	AWAY	0- 0	0- 0	0- 0				
3- 2	0- 1	0- 1	NEUTRAL	1- 0	0- 0	2- 0				
9- 2	0- 1	2- 1	NON-CONFERENCE	1- 0	0- 0	6- 0				
6- 0	0- 0	2- 0	HOME	0- 0	0- 0	4- 0				
0- 0	0- 0	0- 0	AWAY	0- 0	0- 0	0- 0				
3- 2	0- 1	0- 1	NEUTRAL	1- 0	0- 0	2- 0				
0- 0	0- 0	0- 0	CONFERENCE	0- 0	0- 0	0- 0				
0- 0	0- 0	0- 0	HOME	0- 0	0- 0	0- 0				
0- 0	0- 0	0- 0	AWAY	0- 0	0- 0	0- 0				
0- 0	0- 0	0- 0	NEUTRAL	0- 0	0- 0	0- 0				

RPI 1-25				RPI 26-50				RPI 51-100 Team's RPI: 55				RPI 101+			
RPI	S	Opponent	Score	RPI	S	Opponent	Score	RPI	S	Opponent	Score	RPI	S	Opponent	Score
1	N	Notre Dame	81 91	37	N	Texas A&M	70 76	65	N	South Carolina	70 68	151	H	Santa Clara	82 31
				40	H	Saint Mary's (CA)	89 56					161	N	Western Ky.	74 60
				47	H	Duke	71 57					186	H	Ark. -Pine Bluff	89 33
												257	H	La Salle	100 46
												265	N	Eastern Wash.	93 45
												310	H	Cal Poly	79 54
LAST 12 Division I GAMES:															
				47	H	Duke	71 57	1	N	Notre Dame	81 91				
				37	N	Texas A&M	70 76	65	N	South Carolina	70 68				
				265	N	Eastern Wash.	93 45	40	H	Saint Mary's (CA)	89 56				
				151	H	Santa Clara	82 31	186	H	Ark. -Pine Bluff	89 33				
				257	H	La Salle	100 46	310	H	Cal Poly	79 54				
				161	N	Western Ky.	74 60								

Non-Div I Games:

Oregon St.

Average RPI Win: 224

Average RPI Loss: 20

WON-LOST  
RECORDWINNING  
PCT. RANKLAST 10  
GAMESSTRENGTH OF  
SCHEDULEOPP. STRENGTH  
OF SCHEDULETEAM  
RPIADJ.  
RPICONF.  
RPIADJ CONF.  
RPIDIV. I ONLY  
DIV. I NON-CONF.7- 3  
7- 381  
817-3  
1- 0215  
21562  
6286  
8686  
867  
77  
7

TOTALS

RPI 1-25

RPI 26-50

W-L RECORDS

RPI 51-100

RPI 101-150

RPI 150+

7- 3 0- 2  
4- 0 0- 0  
3- 2 0- 1  
0- 1 0- 11- 1  
1- 0  
0- 1  
0- 0OVERALL  
HOME  
AWAY  
NEUTRAL1- 0  
0- 0  
1- 0  
0- 00- 0  
0- 0  
0- 0  
0- 05- 0  
3- 0  
2- 0  
0- 07- 3 0- 2  
4- 0 0- 0  
3- 2 0- 1  
0- 1 0- 11- 1  
1- 0  
0- 1  
0- 0NON-CONFERENCE  
HOME  
AWAY  
NEUTRAL1- 0  
0- 0  
1- 0  
0- 00- 0  
0- 0  
0- 0  
0- 05- 0  
3- 0  
2- 0  
0- 00- 0 0- 0  
0- 0 0- 0  
0- 0 0- 0  
0- 0 0- 00- 0  
0- 0  
0- 0  
0- 0CONFERENCE  
HOME  
AWAY  
NEUTRAL0- 0  
0- 0  
0- 0  
0- 00- 0  
0- 0  
0- 0  
0- 00- 0  
0- 0  
0- 0  
0- 0

RPI 1-25

RPI 26-50

RPI 51-100 Team's RPI: 86

RPI 101+

RPI	S	Opponent	Score
7	N	Cal i forni a	69 81
22	A	UCF	57 64

RPI	S	Opponent	Score
32	A	Lamar Uni versi ty	66 82
45	H	Wyomi ng	70 64

RPI	S	Opponent	Score
94	A	UC Davi s	83 80

RPI	S	Opponent	Score
209	A	Cal St. Fullerton	72 64
281	H	UC Santa Barbara	69 53
289	A	San Jose St.	91 67
323	H	Seattle U	75 61
325	H	North Dakota St.	75 68

LAST 12 Divi s i on I GAMES:

281	H	UC Santa Barbara	69 53
323	H	Seattle U	75 61
289	A	San Jose St.	91 67
45	H	Wyomi ng	70 64
325	H	North Dakota St.	75 68
7	N	Cal i forni a	69 81

209	A	Cal St. Fullerton	72 64
32	A	Lamar Uni versi ty	66 82
22	A	UCF	57 64
94	A	UC Davi s	83 80

Non-Di v I Games:

Paci f i c



Average RPI Win: 170

Average RPI Loss: 60

WON-LOST  
RECORDWINNING  
PCT. RANKLAST 10  
GAMESSTRENGTH OF  
SCHEDULEOPP. STRENGTH  
OF SCHEDULETEAM  
RPIADJ.  
RPICONF.  
RPIADJ CONF.  
RPIDIV. I ONLY  
DIV. I NON-CONF.7- 4  
7- 4102  
1026-4  
1- 073  
7382  
82107  
107107  
1074  
44  
4

TOTALS

RPI 1-25

RPI 26-50

W-L RECORDS

RPI 51-100

RPI 101-150

RPI 150+

7- 4

0- 2

0- 0

OVERALL

1- 0

2- 2

4- 0

6- 3

0- 1

0- 0

HOME

1- 0

1- 2

4- 0

1- 1

0- 1

0- 0

AWAY

0- 0

1- 0

0- 0

0- 0

0- 0

0- 0

NEUTRAL

0- 0

0- 0

0- 0

7- 4

0- 2

0- 0

NON-CONFERENCE

1- 0

2- 2

4- 0

6- 3

0- 1

0- 0

HOME

1- 0

1- 2

4- 0

1- 1

0- 1

0- 0

AWAY

0- 0

1- 0

0- 0

0- 0

0- 0

0- 0

NEUTRAL

0- 0

0- 0

0- 0

0- 0

0- 0

0- 0

CONFERENCE

0- 0

0- 0

0- 0

0- 0

0- 0

0- 0

HOME

0- 0

0- 0

0- 0

0- 0

0- 0

0- 0

AWAY

0- 0

0- 0

0- 0

0- 0

0- 0

0- 0

NEUTRAL

0- 0

0- 0

0- 0

RPI 1-25

RPI 26-50

RPI 51-100

RPI 101+

Team's RPI: 107

RPI	S	Opponent	Score
7	H	Cal i forni a	58 75
21	A	Flori da St.	58 87

RPI	S	Opponent	Score
-----	---	----------	-------

RPI	S	Opponent	Score
87	H	Pri nceton	79 71

RPI	S	Opponent	Score
103	H	Duquesne	58 64
108	H	Stony Brook	70 81
132	H	Provi dence	74 72
145	A	Fordham	72 55
176	H	North Dakota	75 68
182	H	Ameri can	80 59
233	H	St. Bonaventure	80 65
238	H	Jacksonville	80 61

LAST 12 Divi sion I GAMES:

182	H	Ameri can	80 59	103	H	Duquesne	58 64
233	H	St. Bonaventure	80 65	238	H	Jacksonville	80 61
145	A	Fordham	72 55	21	A	Flori da St.	58 87
7	H	Cal i forni a	58 75	108	H	Stony Brook	70 81
132	H	Provi dence	74 72	176	H	North Dakota	75 68
				87	H	Pri nceton	79 71

Non-Di v I Games:

Penn St.

Average RPI Win:	289	WON-LOST	WINNING	LAST 10	STRENGTH OF	OPP. STRENGTH	TEAM	ADJ.	CONF.	ADJ CONF.
Average RPI Loss:	123	RECORD	PCT. RANK	GAMES	SCHEDULE	OF SCHEDULE	RPI	RPI	RPI	RPI
DIV. I ONLY	6- 4	120	6-4	330	139	202	202	7	7	
DIV. I NON-CONF.	6- 4	120	1- 0	330	139	202	202	7	7	
-----										
TOTALS	RPI 1-25	RPI 26-50	W-L RECORDS	RPI 51-100	RPI 101-150	RPI 150+				
6- 4	0- 0	0- 1	OVERALL	0- 1	0- 1	6- 1				
1- 0	0- 0	0- 0	HOME	0- 0	0- 0	1- 0				
3- 3	0- 0	0- 1	AWAY	0- 1	0- 1	3- 0				
2- 1	0- 0	0- 0	NEUTRAL	0- 0	0- 0	2- 1				
6- 4	0- 0	0- 1	NON-CONFERENCE	0- 1	0- 1	6- 1				
1- 0	0- 0	0- 0	HOME	0- 0	0- 0	1- 0				
3- 3	0- 0	0- 1	AWAY	0- 1	0- 1	3- 0				
2- 1	0- 0	0- 0	NEUTRAL	0- 0	0- 0	2- 1				
0- 0	0- 0	0- 0	CONFERENCE	0- 0	0- 0	0- 0				
0- 0	0- 0	0- 0	HOME	0- 0	0- 0	0- 0				
0- 0	0- 0	0- 0	AWAY	0- 0	0- 0	0- 0				
0- 0	0- 0	0- 0	NEUTRAL	0- 0	0- 0	0- 0				

RPI 1-25				RPI 26-50				RPI 51-100				RPI 101+				Team's RPI: 202
RPI	S	Opponent	Score	RPI	S	Opponent	Score	RPI	S	Opponent	Score	RPI	S	Opponent	Score	
				44	A	Colorado	65 80	59	A	Idaho St.	63 65	132	A	Providence	47 66	
												201	N	Sacramento St.	113 97	
												257	N	La Salle	55 62	
												264	A	Hawaii	65 64	
												310	A	Cal Poly	70 63	
												316	N	Northern Ky.	51 46	
												319	H	Weber St.	68 47	
												323	A	Seattle U	78 64	
-----																
LAST 12 Division I GAMES:																
				316	N	Northern Ky.	51 46	59	A	Idaho St.	63 65					
				257	N	La Salle	55 62	319	H	Weber St.	68 47					
				132	A	Providence	47 66	323	A	Seattle U	78 64					
				264	A	Hawaii	65 64	44	A	Colorado	65 80					
								310	A	Cal Poly	70 63					
								201	N	Sacramento St.	113 97					

Non-Div I Games:

Pepperdine



Average RPI Win:	171	WON-LOST	WINNING	LAST 10	STRENGTH OF	OPP. STRENGTH	TEAM	ADJ.	CONF.	ADJ CONF.
Average RPI Loss:	129	RECORD	PCT. RANK	GAMES	SCHEDULE	OF SCHEDULE	RPI	RPI	RPI	RPI
DIV. I ONLY	8- 5	114	7-3	88	153	120	120	1	1	
DIV. I NON-CONF.	8- 5	114	1- 0	88	153	120	120	1	1	
-----										
TOTALS	RPI 1-25	RPI 26-50	W-L RECORDS	RPI 51-100	RPI 101-150	RPI 150+				
8- 5	0- 1	1- 0	OVERALL	0- 0	3- 2	4- 2				
5- 3	0- 1	0- 0	HOME	0- 0	2- 1	3- 1				
1- 1	0- 0	0- 0	AWAY	0- 0	1- 1	0- 0				
2- 1	0- 0	1- 0	NEUTRAL	0- 0	0- 0	1- 1				
8- 5	0- 1	1- 0	NON-CONFERENCE	0- 0	3- 2	4- 2				
5- 3	0- 1	0- 0	HOME	0- 0	2- 1	3- 1				
1- 1	0- 0	0- 0	AWAY	0- 0	1- 1	0- 0				
2- 1	0- 0	1- 0	NEUTRAL	0- 0	0- 0	1- 1				
0- 0	0- 0	0- 0	CONFERENCE	0- 0	0- 0	0- 0				
0- 0	0- 0	0- 0	HOME	0- 0	0- 0	0- 0				
0- 0	0- 0	0- 0	AWAY	0- 0	0- 0	0- 0				
0- 0	0- 0	0- 0	NEUTRAL	0- 0	0- 0	0- 0				

RPI 1-25				RPI 26-50				RPI 51-100				RPI 101+				Team's RPI: 120
RPI	S	Opponent	Score	RPI	S	Opponent	Score	RPI	S	Opponent	Score	RPI	S	Opponent	Score	
22	H	UCF	58 61	48	N	Arkansas	61 54					101	A	Northwestern	52 49	
												109	H	Youngstown St.	55 64	
												134	H	Cincinnati	65 48	
												140	A	Georgetown	41 70	
												145	H	Fordham	65 62	
												179	N	Wisconsin	42 57	
												190	H	New Orleans	90 38	
												195	H	West Virginia	43 77	
												207	H	UNCW	60 56	
												242	H	Saint Francis (PA)	78 75	
												301	N	Tennessee St.	78 56	
LAST 12 Division I GAMES:																
242	H	Saint Francis (PA)	78 75	301	N	Tennessee St.	78 56									
207	H	UNCW	60 56	48	N	Arkansas	61 54									
195	H	West Virginia	43 77	179	N	Wisconsin	42 57									
145	H	Fordham	65 62	140	A	Georgetown	41 70									
101	A	Northwestern	52 49	134	H	Cincinnati	65 48									
190	H	New Orleans	90 38	109	H	Youngstown St.	55 64									

Non-Div I Games:

Pittsburgh

Average RPI Win: 231      WON-LOST      WINNING      LAST 10  
Average RPI Loss: 117      RECORD      PCT. RANK      GAMES      STRENGTH OF      OPP. STRENGTH      TEAM      ADJ.      CONF.      ADJ CONF.  
Schedule      Of Schedule      RPI      RPI      RPI      RPI

DIV. I ONLY	6- 3	94	7-3	117	252	93	93	7	7
DIV. I NON-CONF.	6- 3	94	0- 0	117	252	93	93	7	7
-----									
TOTALS	RPI 1-25	RPI 26-50	W-L RECORDS	RPI 51-100	RPI 101-150	RPI 150+			
6- 3	0- 0	0- 0	OVERALL	0- 1	1- 1	5- 1			
3- 1	0- 0	0- 0	HOME	0- 1	1- 0	2- 0			
3- 1	0- 0	0- 0	AWAY	0- 0	0- 0	3- 1			
0- 1	0- 0	0- 0	NEUTRAL	0- 0	0- 1	0- 0			
6- 3	0- 0	0- 0	NON-CONFERENCE	0- 1	1- 1	5- 1			
3- 1	0- 0	0- 0	HOME	0- 1	1- 0	2- 0			
3- 1	0- 0	0- 0	AWAY	0- 0	0- 0	3- 1			
0- 1	0- 0	0- 0	NEUTRAL	0- 0	0- 1	0- 0			
0- 0	0- 0	0- 0	CONFERENCE	0- 0	0- 0	0- 0			
0- 0	0- 0	0- 0	HOME	0- 0	0- 0	0- 0			
0- 0	0- 0	0- 0	AWAY	0- 0	0- 0	0- 0			
0- 0	0- 0	0- 0	NEUTRAL	0- 0	0- 0	0- 0			

P  
o  
r  
t  
l  
a  
n  
d

RPI 1-25				RPI 26-50				RPI 51-100				Team's RPI: 93				RPI 101+			
RPI	S	Opponent	Score	RPI	S	Opponent	Score	RPI	S	Opponent	Score	RPI	S	Opponent	Score	RPI	S	Opponent	Score
								92	H	UC Irvine	69 84					104	N	Arizona	70 92
																131	H	Utah St.	61 54
																155	A	Portland St.	79 92
																187	H	Air Force	79 60
																209	H	Cal St. Fullerton	83 74
																264	A	Hawaii	72 65
																276	A	Utah Valley	65 60
																319	A	Weber St.	89 73
LAST 12 Division I GAMES:																			
				187	H	Air Force	79 60					104	N	Arizona	70 92				
				92	H	UC Irvine	69 84					264	A	Hawaii	72 65				
				155	A	Portland St.	79 92					319	A	Weber St.	89 73				
				131	H	Utah St.	61 54					276	A	Utah Valley	65 60				
				209	H	Cal St. Fullerton	83 74												

P  
o  
r  
t  
l  
a  
n  
d

Non-Div I Games:      Warner Pacific      98      63      Willamette      82      27

Portland

Average RPI Win:	243	WON-LOST	WINNING	LAST 10	STRENGTH OF	OPP. STRENGTH	TEAM	ADJ.	CONF.	ADJ CONF.
Average RPI Loss:	92	RECORD	PCT. RANK	GAMES	SCHEDULE	OF SCHEDULE	RPI	RPI	RPI	RPI

DIV. I ONLY	7- 1	33	8-1	323	152	155	155	11	11
DIV. I NON-CONF.	7- 1	33	0- 1	323	152	155	155	11	11
-----									
TOTALS	RPI 1-25	RPI 26-50	W-L RECORDS	RPI 51-100	RPI 101-150	RPI 150+			
7- 1	0- 0	0- 0	OVERALL	2- 1	0- 0	5- 0			
5- 1	0- 0	0- 0	HOME	2- 1	0- 0	3- 0			
2- 0	0- 0	0- 0	AWAY	0- 0	0- 0	2- 0			
0- 0	0- 0	0- 0	NEUTRAL	0- 0	0- 0	0- 0			
7- 1	0- 0	0- 0	NON-CONFERENCE	2- 1	0- 0	5- 0			
5- 1	0- 0	0- 0	HOME	2- 1	0- 0	3- 0			
2- 0	0- 0	0- 0	AWAY	0- 0	0- 0	2- 0			
0- 0	0- 0	0- 0	NEUTRAL	0- 0	0- 0	0- 0			
0- 0	0- 0	0- 0	CONFERENCE	0- 0	0- 0	0- 0			
0- 0	0- 0	0- 0	HOME	0- 0	0- 0	0- 0			
0- 0	0- 0	0- 0	AWAY	0- 0	0- 0	0- 0			
0- 0	0- 0	0- 0	NEUTRAL	0- 0	0- 0	0- 0			

RPI 1-25				RPI 26-50				RPI 51-100				RPI 101+ Team's RPI: 155			
RPI	S	Opponent	Score	RPI	S	Opponent	Score	RPI	S	Opponent	Score	RPI	S	Opponent	Score
								92	H	UC Irvine	68 73	251	H	UNLV	58 49
								93	H	Portland	92 79	289	H	San Jose St.	80 51
								94	H	UC Davis	65 50	309	A	UTEP	89 61
												323	H	Seattle U	68 43
												342	A	Grand Canyon	60 55
LAST 12 Division I GAMES:															
				342	A	Grand Canyon	60 55	92	H	UC Irvine	68 73				
				309	A	UTEP	89 61	251	H	UNLV	58 49				
				93	H	Portland	92 79								
				323	H	Seattle U	68 43								
				94	H	UC Davis	65 50								
				289	H	San Jose St.	80 51								

Non-Div I Games: Warner Pacific 102 49

Portland St.

Average RPI Win: 328 WON-LOST RECORD WINNING PCT. RANK LAST 10 GAMES STRENGTH OF SCHEDULE OPP. STRENGTH OF SCHEDULE TEAM RPI ADJ. RPI CONF. RPI ADJ CONF. RPI

DIV. I ONLY	1- 7	318	3-7	12	267	174	174	25	25
DIV. I NON-CONF.	1- 7	318	0- 1	12	267	174	174	25	25
TOTALS	RPI 1-25	RPI 26-50	W-L RECORDS	RPI 51-100	RPI 101-150	RPI 150+			
1- 7	0- 1	0- 3	OVERALL	0- 1	0- 1	1- 1			
0- 1	0- 0	0- 0	HOME	0- 1	0- 0	0- 0			
0- 6	0- 1	0- 3	AWAY	0- 0	0- 1	0- 1			
1- 0	0- 0	0- 0	NEUTRAL	0- 0	0- 0	1- 0			
1- 7	0- 1	0- 3	NON-CONFERENCE	0- 1	0- 1	1- 1			
0- 1	0- 0	0- 0	HOME	0- 1	0- 0	0- 0			
0- 6	0- 1	0- 3	AWAY	0- 0	0- 1	0- 1			
1- 0	0- 0	0- 0	NEUTRAL	0- 0	0- 0	1- 0			
0- 0	0- 0	0- 0	CONFERENCE	0- 0	0- 0	0- 0			
0- 0	0- 0	0- 0	HOME	0- 0	0- 0	0- 0			
0- 0	0- 0	0- 0	AWAY	0- 0	0- 0	0- 0			
0- 0	0- 0	0- 0	NEUTRAL	0- 0	0- 0	0- 0			

RPI	S	Opponent	Score	RPI	S	Opponent	Score	RPI	S	Opponent	Score	RPI	S	Opponent	Score	Team's RPI: 174
8	A	Iowa St.	46 94	37	A	Texas A&M	57 70	97	H	Rice	58 68	112	A	Oklahoma St.	50 70	
				44	A	Col orado	38 79					327	A	UTRGV	50 57	
				48	A	Arkansas	44 71					328	N	A&M-Corpus Christi	67 59	
LAST 12 Division I GAMES:																
327	A	UTRGV	50 57	37	A	Texas A&M	57 70	8	A	Iowa St.	46 94					
112	A	Oklahoma St.	50 70	48	A	Arkansas	44 71	44	A	Col orado	38 79					
				97	H	Rice	58 68	97	H	Rice	58 68					
				328	N	A&M-Corpus Christi	67 59	328	N	A&M-Corpus Christi	67 59					

Non-Div I Games: Jarvis Christian 117 32 Arlington Baptist 105 31

Prairie View

Average RPI Win:	294	WON-LOST	WINNING	LAST 10	STRENGTH OF	OPP. STRENGTH	TEAM	ADJ.	CONF.	ADJ CONF.
Average RPI Loss:	190	RECORD	PCT. RANK	GAMES	SCHEDULE	OF SCHEDULE	RPI	RPI	RPI	RPI
DIV. I ONLY	2- 7	286	2-7	294	250	321	321	29	29	
DIV. I NON-CONF.	2- 7	286	1- 0	294	250	321	321	29	29	
TOTALS	RPI 1-25	RPI 26-50	W-L RECORDS	RPI 51-100	RPI 101-150	RPI 150+				
2- 7	0- 1	0- 0	OVERALL	0- 0	0- 0	2- 6				
1- 2	0- 0	0- 0	HOME	0- 0	0- 0	1- 2				
1- 5	0- 1	0- 0	AWAY	0- 0	0- 0	1- 4				
0- 0	0- 0	0- 0	NEUTRAL	0- 0	0- 0	0- 0				
2- 7	0- 1	0- 0	NON-CONFERENCE	0- 0	0- 0	2- 6				
1- 2	0- 0	0- 0	HOME	0- 0	0- 0	1- 2				
1- 5	0- 1	0- 0	AWAY	0- 0	0- 0	1- 4				
0- 0	0- 0	0- 0	NEUTRAL	0- 0	0- 0	0- 0				
0- 0	0- 0	0- 0	CONFERENCE	0- 0	0- 0	0- 0				
0- 0	0- 0	0- 0	HOME	0- 0	0- 0	0- 0				
0- 0	0- 0	0- 0	AWAY	0- 0	0- 0	0- 0				
0- 0	0- 0	0- 0	NEUTRAL	0- 0	0- 0	0- 0				

RPI	S	Opponent	Score	RPI	S	Opponent	Score	RPI	S	Opponent	Score	RPI	S	Opponent	Score	Team's RPI: 321
25	A	Tennessee	49 97									171	A	Vanderbi l t	43 78	
												193	A	Samford	54 75	
												207	A	UNCW	48 63	
												219	A	Davi dson	56 83	
												224	H	Ga. Southern	68 69	
												250	H	Wofford	61 50	
												293	H	South Carolina St.	48 57	
												338	A	Col. of Charleston	71 65	
LAST 12 Division I GAMES:																
338	A	Col. of Charleston	71 65	171	A	Vanderbi l t	43 78	293	H	South Carolina St.	48 57	250	H	Wofford	61 50	
219	A	Davi dson	56 83	207	A	UNCW	48 63	25	A	Tennessee	49 97					
224	H	Ga. Southern	68 69													
193	A	Samford	54 75													

Non-Div I Games:

Presbyterian

Princeton					Through Games Of Dec. 23, 2018						
Average RPI	Win:	180	WON-LOST	WINNING	LAST 10	STRENGTH OF	OPP. STRENGTH	TEAM	ADJ.	CONF.	ADJ CONF.
Average RPI	Loss:	83	RECORD	PCT. RANK	GAMES	SCHEDULE	OF SCHEDULE	RPI	RPI	RPI	RPI
DIV. I ONLY		7- 7		159	6-4	66	96	87	87	12	12
DIV. I NON-CONF.		7- 7		159	1- 0	66	96	87	87	12	12
-----											
TOTALS	RPI 1-25		RPI 26-50		W-L RECORDS	RPI 51-100		RPI 101-150		RPI 150+	
7- 7	0- 1		0- 2		OVERALL	2- 1		1- 2		4- 1	
3- 1	0- 0		0- 0		HOME	2- 0		0- 1		1- 0	
4- 3	0- 0		0- 1		AWAY	0- 0		1- 1		3- 1	
0- 3	0- 1		0- 1		NEUTRAL	0- 1		0- 0		0- 0	
7- 7	0- 1		0- 2		NON-CONFERENCE	2- 1		1- 2		4- 1	
3- 1	0- 0		0- 0		HOME	2- 0		0- 1		1- 0	
4- 3	0- 0		0- 1		AWAY	0- 0		1- 1		3- 1	
0- 3	0- 1		0- 1		NEUTRAL	0- 1		0- 0		0- 0	
0- 0	0- 0		0- 0		CONFERENCE	0- 0		0- 0		0- 0	
0- 0	0- 0		0- 0		HOME	0- 0		0- 0		0- 0	
0- 0	0- 0		0- 0		AWAY	0- 0		0- 0		0- 0	
0- 0	0- 0		0- 0		NEUTRAL	0- 0		0- 0		0- 0	

RPI 1-25				RPI 26-50				RPI 51-100				Team's RPI: 87				RPI 101+			
RPI	S	Opponent	Score	RPI	S	Opponent	Score	RPI	S	Opponent	Score	RPI	S	Opponent	Score	RPI	S	Opponent	Score
6	N	Syracuse	61 92	29	A	Villanova	46 67	61	H	Quinnipiac	54 42	107	A	Penn St.	71 79				
				42	N	DePaul	67 82	69	N	Kansas St.	61 80	110	H	Seton Hall	66 70				
								79	H	Marist	60 57	129	A	Hartford	75 38				
												217	A	George Washington	49 64				
												219	H	Davidson	65 57				
												226	A	Monmouth	79 47				
												245	A	Rider	89 65				
												298	A	St. Francis Brooklyn	83 64				
LAST 12 Division I GAMES:																			
298	A	St. Francis Brooklyn	83 64	129	A	Hartford	75 38												
79	H	Marist	60 57	69	N	Kansas St.	61 80												
226	A	Monmouth	79 47	6	N	Syracuse	61 92												
61	H	Quinnipiac	54 42	42	N	DePaul	67 82												
219	H	Davidson	65 57	107	A	Penn St.	71 79												
29	A	Villanova	46 67	110	H	Seton Hall	66 70												

Non-Div I Games:

Princeton

Average RPI	Win:	221	WON-LOST	WINNING	LAST 10	STRENGTH OF	OPP. STRENGTH	TEAM	ADJ.	CONF.	ADJ CONF.
Average RPI	Loss:	79	RECORD	PCT. RANK	GAMES	SCHEDULE	OF SCHEDULE	RPI	RPI	RPI	RPI
DIV. I ONLY		8- 4		94	8-2	195	133	132	132	3	3
DIV. I NON-CONF.		8- 4		94	1- 0	195	133	132	132	3	3
-----											
TOTALS	RPI 1-25		RPI 26-50		W-L RECORDS	RPI 51-100		RPI 101-150		RPI 150+	
8- 4	0- 0		0- 1		OVERALL	1- 1		1- 2		6- 0	
5- 2	0- 0		0- 1		HOME	0- 1		1- 0		4- 0	
2- 2	0- 0		0- 0		AWAY	1- 0		0- 2		1- 0	
1- 0	0- 0		0- 0		NEUTRAL	0- 0		0- 0		1- 0	
8- 4	0- 0		0- 1		NON-CONFERENCE	1- 1		1- 2		6- 0	
5- 2	0- 0		0- 1		HOME	0- 1		1- 0		4- 0	
2- 2	0- 0		0- 0		AWAY	1- 0		0- 2		1- 0	
1- 0	0- 0		0- 0		NEUTRAL	0- 0		0- 0		1- 0	
0- 0	0- 0		0- 0		CONFERENCE	0- 0		0- 0		0- 0	
0- 0	0- 0		0- 0		HOME	0- 0		0- 0		0- 0	
0- 0	0- 0		0- 0		AWAY	0- 0		0- 0		0- 0	
0- 0	0- 0		0- 0		NEUTRAL	0- 0		0- 0		0- 0	

RPI 1-25				RPI 26-50				RPI 51-100				RPI 101+ Team's RPI: 132			
RPI	S	Opponent	Score	RPI	S	Opponent	Score	RPI	S	Opponent	Score	RPI	S	Opponent	Score
				30	H	Northeastern	59 65	61	H	Quinnipiac	44 48	107	A	Penn St.	72 74
								82	A	Boston College	61 57	116	A	Rhode Island	65 72
												119	H	Yale	59 42
												202	H	Pepperdine	66 47
												237	H	Sacred Heart	62 52
												257	H	La Salle	77 47
												273	A	UMass Lowell	71 47
												284	N	Bryant	72 64
												316	H	Northern Ky.	48 43
-----															
LAST 12 Division I GAMES:															
				257	H	La Salle	77 47	284	N	Bryant	72 64				
				316	H	Northern Ky.	48 43	119	H	Yale	59 42				
				202	H	Pepperdine	66 47	82	A	Boston College	61 57				
				30	H	Northeastern	59 65	237	H	Sacred Heart	62 52				
				273	A	UMass Lowell	71 47	61	H	Quinnipiac	44 48				
				116	A	Rhode Island	65 72	107	A	Penn St.	72 74				

Non-Div I Games:

Providence

Average RPI Win: 217

Average RPI Loss: 53

WON-LOST  
RECORDWINNING  
PCT. RANKLAST 10  
GAMESSTRENGTH OF  
SCHEDULEOPP. STRENGTH  
OF SCHEDULETEAM  
RPIADJ.  
RPICONF.  
RPIADJ CONF.  
RPIDIV. I ONLY  
DIV. I NON-CONF.9- 4  
9- 491  
916-4  
1- 065  
65213  
21372  
7272  
724  
44  
4

TOTALS

RPI 1-25

RPI 26-50

W-L RECORDS

RPI 51-100

RPI 101-150

RPI 150+

9- 4

1- 1

0- 0

OVERALL

0- 3

2- 0

6- 0

7- 1

1- 0

0- 0

HOME

0- 1

2- 0

4- 0

1- 1

0- 0

0- 0

AWAY

0- 1

0- 0

1- 0

1- 2

0- 1

0- 0

NEUTRAL

0- 1

0- 0

1- 0

9- 4

1- 1

0- 0

NON-CONFERENCE

0- 3

2- 0

6- 0

7- 1

1- 0

0- 0

HOME

0- 1

2- 0

4- 0

1- 1

0- 0

0- 0

AWAY

0- 1

0- 0

1- 0

1- 2

0- 1

0- 0

NEUTRAL

0- 1

0- 0

1- 0

0- 0

0- 0

0- 0

CONFERENCE

0- 0

0- 0

0- 0

0- 0

0- 0

0- 0

HOME

0- 0

0- 0

0- 0

0- 0

0- 0

0- 0

AWAY

0- 0

0- 0

0- 0

0- 0

0- 0

0- 0

NEUTRAL

0- 0

0- 0

0- 0

RPI 1-25

RPI 26-50

RPI 51-100

Team's RPI: 72

RPI 101+

RPI	S	Opponent	Score
2	N	UConn	40 86
20	H	Miami (FL)	74 63

RPI	S	Opponent	Score
-----	---	----------	-------

RPI	S	Opponent	Score
65	H	South Carolina	73 82
71	A	Ohio	73 80
75	N	St. John's (NY)	62 68

RPI	S	Opponent	Score
118	H	Bradley	74 61
143	H	Harvard	66 65
240	H	Loyola Chicago	65 41
254	N	Ole Miss	70 59
258	A	Ball St.	80 38
262	H	Western Ill.	81 60
318	H	Albany (NY)	53 41
340	H	Purdue Fort Wayne	78 44

LAST 12 Division I GAMES:

318	H	Albany (NY)	53	41	118	H	Bradley	74	61
65	H	South Carolina	73	82	254	N	Ole Miss	70	59
240	H	Loyola Chicago	65	41	75	N	St. John's (NY)	62	68
71	A	Ohio	73	80	340	H	Purdue Fort Wayne	78	44
20	H	Miami (FL)	74	63	262	H	Western Ill.	81	60
2	N	UConn	40	86	143	H	Harvard	66	65

Non-Div I Games:

Purdue



Average RPI Win:	348	WON-LOST	WINNING	LAST 10	STRENGTH OF	OPP. STRENGTH	TEAM	ADJ.	CONF.	ADJ CONF.
Average RPI Loss:	224	RECORD	PCT. RANK	GAMES	SCHEDULE	OF SCHEDULE	RPI	RPI	RPI	RPI

DIV. I ONLY	1- 8	320	3-7	296	342	340	340	18	18
DIV. I NON-CONF.	1- 8	320	0- 1	296	342	340	340	18	18
-----									
TOTALS	RPI 1-25	RPI 26-50	W-L RECORDS	RPI 51-100	RPI 101-150	RPI 150+			
1- 8	0- 0	0- 0	OVERALL	0- 1	0- 0	1- 7			
0- 3	0- 0	0- 0	HOME	0- 0	0- 0	0- 3			
1- 5	0- 0	0- 0	AWAY	0- 1	0- 0	1- 4			
0- 0	0- 0	0- 0	NEUTRAL	0- 0	0- 0	0- 0			
1- 8	0- 0	0- 0	NON-CONFERENCE	0- 1	0- 0	1- 7			
0- 3	0- 0	0- 0	HOME	0- 0	0- 0	0- 3			
1- 5	0- 0	0- 0	AWAY	0- 1	0- 0	1- 4			
0- 0	0- 0	0- 0	NEUTRAL	0- 0	0- 0	0- 0			
0- 0	0- 0	0- 0	CONFERENCE	0- 0	0- 0	0- 0			
0- 0	0- 0	0- 0	HOME	0- 0	0- 0	0- 0			
0- 0	0- 0	0- 0	AWAY	0- 0	0- 0	0- 0			
0- 0	0- 0	0- 0	NEUTRAL	0- 0	0- 0	0- 0			

RPI 1-25				RPI 26-50				RPI 51-100				RPI 101+				Team's RPI: 340	
RPI	S	Opponent	Score	RPI	S	Opponent	Score	RPI	S	Opponent	Score	RPI	S	Opponent	Score		
								72	A	Purdue	44	78	178	A	Milwaukee	48	70
												199	A	Eastern Ill.	63	72	
												227	H	Eastern Mich.	72	87	
												240	A	Loyola Chicago	67	81	
												255	H	SIUE	49	57	
												304	H	Valparaiso	64	68	
												313	A	Western Mich.	61	69	
												348	A	Evansville	72	66	
LAST 12 Division I GAMES:																	
				227	H	Eastern Mich.	72	87	304	H	Valparaiso	64	68				
				178	A	Milwaukee	48	70	199	A	Eastern Ill.	63	72				
				240	A	Loyola Chicago	67	81	313	A	Western Mich.	61	69				
				255	H	SIUE	49	57									
				348	A	Evansville	72	66									
				72	A	Purdue	44	78									

Non-Div I Games: Taylor (IN) 84 74 Goshen 86 45 Ind.-Kokomo 87 50

Average RPI	Win: 192	WON-LOST RECORD	WINNING PCT. RANK	LAST 10 GAMES	STRENGTH OF SCHEDULE	OPP. STRENGTH OF SCHEDULE	TEAM RPI	ADJ. RPI	CONF. RPI	ADJ CONF. RPI
Average RPI	Loss: 60									
DIV. I ONLY		5- 5	159	5-5	36	147	61	61	28	28
DIV. I NON-CONF.		5- 5	159	1- 0	36	147	61	61	28	28
-----										
TOTALS	RPI 1-25		RPI 26-50	W-L RECORDS	RPI 51-100		RPI 101-150		RPI 150+	
5- 5	0- 0		0- 1	OVERALL	0- 4		2- 0		3- 0	
1- 1	0- 0		0- 0	HOME	0- 1		0- 0		1- 0	
3- 2	0- 0		0- 1	AWAY	0- 1		2- 0		1- 0	
1- 2	0- 0		0- 0	NEUTRAL	0- 2		0- 0		1- 0	
5- 5	0- 0		0- 1	NON-CONFERENCE	0- 4		2- 0		3- 0	
1- 1	0- 0		0- 0	HOME	0- 1		0- 0		1- 0	
3- 2	0- 0		0- 1	AWAY	0- 1		2- 0		1- 0	
1- 2	0- 0		0- 0	NEUTRAL	0- 2		0- 0		1- 0	
0- 0	0- 0		0- 0	CONFERENCE	0- 0		0- 0		0- 0	
0- 0	0- 0		0- 0	HOME	0- 0		0- 0		0- 0	
0- 0	0- 0		0- 0	AWAY	0- 0		0- 0		0- 0	
0- 0	0- 0		0- 0	NEUTRAL	0- 0		0- 0		0- 0	

RPI 1-25				RPI 26-50				RPI 51-100				RPI 101+			
RPI	S	Opponent	Score	RPI	S	Opponent	Score	RPI	S	Opponent	Score	RPI	S	Opponent	Score
				46	A	Bucknel I	58 75	53	N	Texas	55 56	132	A	Provi dence	48 44
								54	N	Missouri	51 65	143	A	Harvard	72 67
								60	H	Central Mich.	52 67	159	A	Drexel	56 52
								87	A	Princeton	42 54	258	N	Ball St.	69 66
												266	H	Richmond	65 48
LAST 12 Division I GAMES:															
				60	H	Central Mich.	52 67	258	N	Ball St.	69 66				
				143	A	Harvard	72 67	54	N	Missouri	51 65				
				53	N	Texas	55 56	266	H	Richmond	65 48				
				132	A	Providence	48 44	87	A	Princeton	42 54				
				46	A	Bucknel I	58 75								
				159	A	Drexel	56 52								

Non-Div I Games:

Qui nni pi ac

Average RPI Win: 214

Average RPI Loss: 87

WON-LOST  
RECORDWINNING  
PCT. RANKLAST 10  
GAMESSTRENGTH OF  
SCHEDULEOPP. STRENGTH  
OF SCHEDULETEAM  
RPIADJ.  
RPICONF.  
RPIADJ CONF.  
RPIDIV. I ONLY  
DIV. I NON-CONF.5- 4  
5- 4139  
1395-4  
1- 0102  
102138  
138106  
106106  
10629  
2929  
29

TOTALS

RPI 1-25

RPI 26-50

W-L RECORDS

RPI 51-100

RPI 101-150

RPI 150+

5- 4 0- 1

2- 1 0- 0

2- 2 0- 1

1- 1 0- 0

0- 1

0- 0

0- 1

0- 0

OVERALL

0- 0

HOME

0- 0

AWAY

0- 0

NEUTRAL

0- 0

1- 1

0- 0

1- 0

0- 1

4- 1

2- 1

1- 0

1- 0

5- 4 0- 1

2- 1 0- 0

2- 2 0- 1

1- 1 0- 0

0- 1

0- 0

0- 1

0- 0

NON-CONFERENCE

0- 0

HOME

0- 0

AWAY

0- 0

NEUTRAL

0- 0

1- 1

0- 0

1- 0

0- 1

4- 1

2- 1

1- 0

1- 0

0- 0 0- 0

0- 0 0- 0

0- 0 0- 0

0- 0 0- 0

0- 0

0- 0

0- 0

0- 0

CONFERENCE

0- 0

HOME

0- 0

AWAY

0- 0

NEUTRAL

0- 0

0- 0

0- 0

0- 0

0- 0

0- 0

0- 0

0- 0

0- 0

RPI 1-25

RPI 26-50

RPI 51-100

RPI 101+

Team's RPI: 106

RPI	S	Opponent	Score
5	A	NC State	58 75

RPI	S	Opponent	Score
27	A	Virginia Tech	44 55

RPI	S	Opponent	Score
-----	---	----------	-------

RPI	S	Opponent	Score
111	N	Nebraska	39 77
128	A	VCU	54 49
158	A	Virginia	57 44
206	H	Morehead St.	72 79
211	N	Temple	56 50
280	H	ETSU	79 64
293	H	South Carolina St.	61 31

LAST 12 Division I GAMES:

5	A	NC State	58 75
280	H	ETSU	79 64
293	H	South Carolina St.	61 31

128	A	VCU	54 49
206	H	Morehead St.	72 79
158	A	Virginia	57 44
27	A	Virginia Tech	44 55
111	N	Nebraska	39 77
211	N	Temple	56 50

Non-Div I Games:

Radford

Loss, 
 Non-Conf, S Site, 
 H Home
A Away 
 N Neutral

Average RPI	Win:	235	WON-LOST	WINNING	LAST 10	STRENGTH OF	OPP. STRENGTH	TEAM	ADJ.	CONF.	ADJ CONF.
Average RPI	Loss:	90	RECORD	PCT. RANK	GAMES	SCHEDULE	OF SCHEDULE	RPI	RPI	RPI	RPI
DIV. I ONLY		5- 6		176	5-5	48	215	116	116	17	17
DIV. I NON-CONF.		5- 6		176	1- 0	48	215	116	116	17	17
-----											
TOTALS	RPI 1-25		RPI 26-50		W-L RECORDS	RPI 51-100		RPI 101-150		RPI 150+	
5- 6	0- 1		0- 1		OVERALL	0- 2		1- 1		4- 1	
3- 2	0- 0		0- 0		HOME	0- 1		1- 1		2- 0	
2- 4	0- 1		0- 1		AWAY	0- 1		0- 0		2- 1	
0- 0	0- 0		0- 0		NEUTRAL	0- 0		0- 0		0- 0	
5- 6	0- 1		0- 1		NON-CONFERENCE	0- 2		1- 1		4- 1	
3- 2	0- 0		0- 0		HOME	0- 1		1- 1		2- 0	
2- 4	0- 1		0- 1		AWAY	0- 1		0- 0		2- 1	
0- 0	0- 0		0- 0		NEUTRAL	0- 0		0- 0		0- 0	
0- 0	0- 0		0- 0		CONFERENCE	0- 0		0- 0		0- 0	
0- 0	0- 0		0- 0		HOME	0- 0		0- 0		0- 0	
0- 0	0- 0		0- 0		AWAY	0- 0		0- 0		0- 0	
0- 0	0- 0		0- 0		NEUTRAL	0- 0		0- 0		0- 0	

RPI 1-25				RPI 26-50				RPI 51-100				RPI 101+ Team's RPI: 116			
RPI	S	Opponent	Score	RPI	S	Opponent	Score	RPI	S	Opponent	Score	RPI	S	Opponent	Score
18	A	Kentucky	52 75	28	A	Minnesota	71 91	82	H	Boston College	64 88	129	H	Hartford	51 65
								84	A	Clemson	67 80	132	H	Providence	72 65
												176	H	North Dakota	77 63
												198	A	Holy Cross	65 73
												253	H	Brown	72 67
												302	A	Robert Morris	46 41
												312	A	Vermont	61 58
-----															
LAST 12 Division I GAMES:															
253	H	Brown	72 67	84	A	Clemson	67 80	18	A	Kentucky	52 75	132	H	Providence	72 65
28	A	Minnesota	71 91	18	A	Kentucky	52 75	176	H	North Dakota	77 63	198	A	Holy Cross	65 73
129	H	Hartford	51 65	132	H	Providence	72 65	253	H	Brown	72 67	302	A	Robert Morris	46 41
302	A	Robert Morris	46 41	176	H	North Dakota	77 63	312	A	Vermont	61 58				
82	H	Boston College	64 88	198	A	Holy Cross	65 73								
				312	A	Vermont	61 58								

Non-Div I Games:

Rhode Island

Average RPI	Win: 203	WON-LOST	WINNING	LAST 10	STRENGTH OF	OPP. STRENGTH	TEAM	ADJ.	CONF.	ADJ CONF.
Average RPI	Loss: 42	RECORD	PCT. RANK	GAMES	SCHEDULE	OF SCHEDULE	RPI	RPI	RPI	RPI
DIV. I ONLY	8- 3	69	8-2	255	25	97	97	16	16	
DIV. I NON-CONF.	8- 3	69	1- 0	255	25	97	97	16	16	
-----										
TOTALS	RPI 1-25	RPI 26-50	W-L RECORDS	RPI 51-100	RPI 101-150	RPI 150+				
8- 3	0- 0	0- 3	OVERALL	0- 0	1- 0	7- 0				
5- 0	0- 0	0- 0	HOME	0- 0	0- 0	5- 0				
2- 2	0- 0	0- 2	AWAY	0- 0	1- 0	1- 0				
1- 1	0- 0	0- 1	NEUTRAL	0- 0	0- 0	1- 0				
8- 3	0- 0	0- 3	NON-CONFERENCE	0- 0	1- 0	7- 0				
5- 0	0- 0	0- 0	HOME	0- 0	0- 0	5- 0				
2- 2	0- 0	0- 2	AWAY	0- 0	1- 0	1- 0				
1- 1	0- 0	0- 1	NEUTRAL	0- 0	0- 0	1- 0				
0- 0	0- 0	0- 0	CONFERENCE	0- 0	0- 0	0- 0				
0- 0	0- 0	0- 0	HOME	0- 0	0- 0	0- 0				
0- 0	0- 0	0- 0	AWAY	0- 0	0- 0	0- 0				
0- 0	0- 0	0- 0	NEUTRAL	0- 0	0- 0	0- 0				

RPI	S	Opponent	Score	RPI	S	Opponent	Score	RPI	S	Opponent	Score	RPI	S	Opponent	Score
37	A	Texas A&M	54 65	41	N	North Carolina	50 71	49	A	UCLA	50 59	148	A	Little Rock	79 65
												170	H	Georgia St.	66 49
												173	N	Coastal Caro.	56 52
												174	A	Prairie View	68 58
												190	H	New Orleans	67 56
												208	H	Texas Southern	76 71
												235	H	SMU	66 52
												324	H	McNeese	93 65
-----															
LAST 12 Division I GAMES:															
173	N	Coastal Caro.	56 52	190	H	New Orleans	67 56	324	H	McNeese	93 65	170	H	Georgia St.	66 49
41	N	North Carolina	50 71	208	H	Texas Southern	76 71	148	A	Little Rock	79 65	49	A	UCLA	50 59
235	H	SMU	66 52												
174	A	Prairie View	68 58												
37	A	Texas A&M	54 65												

Non-Div I Games:

Rice

R  
i  
c  
h  
m  
o  
n  
d

Ri chmond				Through Games Of Dec. 23, 2018							
Average RPI Win:		227	WON-LOST	WINNING	LAST 10	STRENGTH OF	OPP. STRENGTH	TEAM	ADJ.	CONF.	ADJ CONF.
Average RPI Loss:		121	RECORD	PCT. RANK	GAMES	SCHEDULE	OF SCHEDULE	RPI	RPI	RPI	RPI
DIV. I ONLY			2- 9	298	2-8	90	170	266	266	17	17
DIV. I NON-CONF.			2- 9	298	0- 1	90	170	266	266	17	17
-----											
TOTALS		RPI 1-25	RPI 26-50		W-L RECORDS		RPI 51-100	RPI 101-150		RPI 150+	
2- 9		0- 1	0- 1		OVERALL		0- 3	0- 1		2- 3	
2- 3		0- 0	0- 0		HOME		0- 1	0- 1		2- 1	
0- 5		0- 1	0- 0		AWAY		0- 2	0- 0		0- 2	
0- 1		0- 0	0- 1		NEUTRAL		0- 0	0- 0		0- 0	
2- 9		0- 1	0- 1		NON-CONFERENCE		0- 3	0- 1		2- 3	
2- 3		0- 0	0- 0		HOME		0- 1	0- 1		2- 1	
0- 5		0- 1	0- 0		AWAY		0- 2	0- 0		0- 2	
0- 1		0- 0	0- 1		NEUTRAL		0- 0	0- 0		0- 0	
0- 0		0- 0	0- 0		CONFERENCE		0- 0	0- 0		0- 0	
0- 0		0- 0	0- 0		HOME		0- 0	0- 0		0- 0	
0- 0		0- 0	0- 0		AWAY		0- 0	0- 0		0- 0	
0- 0		0- 0	0- 0		NEUTRAL		0- 0	0- 0		0- 0	

RPI 1-25				RPI 26-50				RPI 51-100				RPI 101+ Team's RPI: 266			
RPI S	Opponent	Score		RPI S	Opponent	Score		RPI S	Opponent	Score		RPI S	Opponent	Score	
22 A	UCF	48	70	27 N	Vi rgini a Tech	57	85	58 A	Wake Forest	48	62	140 H	Georgetown	53	73
								61 A	Qui nni pi ac	48	65	160 A	William & Mary	55	65
								71 H	Oh i o	58	109	210 H	Howard	67	60
												244 H	UMES	57	55
												269 A	Fla. Atlantic	55	69
												278 H	Fairfi eld	40	58
-----															
LAST 12 Di vi si on I GAMES:															
71 H	Oh i o	58	109	22 A	UCF	48	70	269 A	Fla. Atlantic	55	69	244 H	UMES	57	55
61 A	Qui nni pi ac	48	65	58 A	Wake Forest	48	62	278 H	Fairfi eld	40	58	140 H	Georgetown	53	73
210 H	Howard	67	60												
160 A	William & Mary	55	65												
27 N	Vi rgini a Tech	57	85												

Non-Di v I Games:

Ri chmond

R  
i  
c  
h  
m  
o  
n  
d

Average RPI	Win:	263	WON-LOST	WINNING	LAST 10	STRENGTH OF	OPP. STRENGTH	TEAM	ADJ.	CONF.	ADJ CONF.
Average RPI	Loss:	156	RECORD	PCT. RANK	GAMES	SCHEDULE	OF SCHEDULE	RPI	RPI	RPI	RPI
DIV. I ONLY			4- 7	227	4-6	201	242	245	245	28	28
DIV. I NON-CONF.			4- 7	227	0- 1	201	242	245	245	28	28
-----											
TOTALS	RPI 1-25		RPI 26-50		W-L RECORDS	RPI 51-100		RPI 101-150		RPI 150+	
4- 7	0- 0		0- 1		OVERALL	0- 2		0- 1		4- 3	
2- 3	0- 0		0- 0		HOME	0- 1		0- 1		2- 1	
2- 3	0- 0		0- 1		AWAY	0- 0		0- 0		2- 2	
0- 1	0- 0		0- 0		NEUTRAL	0- 1		0- 0		0- 0	
4- 7	0- 0		0- 1		NON-CONFERENCE	0- 2		0- 1		4- 3	
2- 3	0- 0		0- 0		HOME	0- 1		0- 1		2- 1	
2- 3	0- 0		0- 1		AWAY	0- 0		0- 0		2- 2	
0- 1	0- 0		0- 0		NEUTRAL	0- 1		0- 0		0- 0	
0- 0	0- 0		0- 0		CONFERENCE	0- 0		0- 0		0- 0	
0- 0	0- 0		0- 0		HOME	0- 0		0- 0		0- 0	
0- 0	0- 0		0- 0		AWAY	0- 0		0- 0		0- 0	
0- 0	0- 0		0- 0		NEUTRAL	0- 0		0- 0		0- 0	

RPI 1-25				RPI 26-50				RPI 51-100				RPI 101+				Team's RPI: 245	
RPI	S	Opponent	Score	RPI	S	Opponent	Score	RPI	S	Opponent	Score	RPI	S	Opponent	Score		
				46	A	Bucknell I	59 80										
								82	N	Boston College	61 112	140	H	Georgetown	49 79		
								87	H	Princeton	65 89	198	A	Holy Cross	61 71		
												200	H	Mt. St. Mary's	85 67		
												230	H	Navy	60 66		
												249	A	Binghamton	62 57		
												275	A	Saint Joseph's	56 54		
												312	A	Vermont	49 54		
												329	H	NJIT	67 46		
LAST 12 Division I GAMES:																	
				82	N	Boston College	61 112	275	A	Saint Joseph's	56 54						
				140	H	Georgetown	49 79	200	H	Mt. St. Mary's	85 67						
				46	A	Bucknell I	59 80	198	A	Holy Cross	61 71						
				249	A	Binghamton	62 57	312	A	Vermont	49 54						
				230	H	Navy	60 66	87	H	Princeton	65 89						
				329	H	NJIT	67 46										

Non-Div I Games:

Ri der

Average RPI Win:	300	WON-LOST	WINNING	LAST 10	STRENGTH OF	OPP. STRENGTH	TEAM	ADJ.	CONF.	ADJ CONF.
Average RPI Loss:	129	RECORD	PCT. RANK	GAMES	SCHEDULE	OF SCHEDULE	RPI	RPI	RPI	RPI
DIV. I ONLY	2- 7	286	3-7	225	134	302	302	31	31	
DIV. I NON-CONF.	2- 7	286	0- 1	225	134	302	302	31	31	
-----										
TOTALS	RPI 1-25	RPI 26-50	W-L RECORDS	RPI 51-100	RPI 101-150	RPI 150+				
2- 7	0- 1	0- 0	OVERALL	0- 0	0- 3	2- 3				
2- 2	0- 0	0- 0	HOME	0- 0	0- 1	2- 1				
0- 4	0- 1	0- 0	AWAY	0- 0	0- 2	0- 1				
0- 1	0- 0	0- 0	NEUTRAL	0- 0	0- 0	0- 1				
2- 7	0- 1	0- 0	NON-CONFERENCE	0- 0	0- 3	2- 3				
2- 2	0- 0	0- 0	HOME	0- 0	0- 1	2- 1				
0- 4	0- 1	0- 0	AWAY	0- 0	0- 2	0- 1				
0- 1	0- 0	0- 0	NEUTRAL	0- 0	0- 0	0- 1				
0- 0	0- 0	0- 0	CONFERENCE	0- 0	0- 0	0- 0				
0- 0	0- 0	0- 0	HOME	0- 0	0- 0	0- 0				
0- 0	0- 0	0- 0	AWAY	0- 0	0- 0	0- 0				
0- 0	0- 0	0- 0	NEUTRAL	0- 0	0- 0	0- 0				

RPI 1-25				RPI 26-50				RPI 51-100				RPI 101+ Team's RPI: 302			
RPI	S	Opponent	Score	RPI	S	Opponent	Score	RPI	S	Opponent	Score	RPI	S	Opponent	Score
11	A	Iowa	63 92									109	A	Youngstown St.	59 69
												116	H	Rhode Island	41 46
												124	A	Loyol a Marymount	53 61
												152	H	Kent St.	46 54
												153	A	Bowl ing Green	60 61
												235	N	SMU	55 60
												257	H	La Salle	67 39
												343	H	Del aware St.	64 63
LAST 12 Division I GAMES:															
343	H	Del aware St.	64 63	124	A	Loyol a Marymount	53 61								
152	H	Kent St.	46 54	257	H	La Salle	67 39								
11	A	Iowa	63 92	109	A	Youngstown St.	59 69								
235	N	SMU	55 60												
153	A	Bowl ing Green	60 61												
116	H	Rhode Island	41 46												

Non-Div I Games: Pitt.-Johnstown 73 53

Robert Morris



Average RPI Win: 206

Average RPI Loss: 19

WON-LOST  
RECORDWINNING  
PCT. RANKLAST 10  
GAMESSTRENGTH OF  
SCHEDULEOPP. STRENGTH  
OF SCHEDULETEAM  
RPIADJ.  
RPICONF.  
RPIADJ CONF.  
RPIDIV. I ONLY  
DIV. I NON-CONF.7- 3  
7- 381  
817-3  
1- 186  
86136  
13662  
6262  
624  
44  
4

TOTALS

RPI 1-25

RPI 26-50

W-L RECORDS

RPI 51-100

RPI 101-150

RPI 150+

7- 3 0- 2  
5- 0 0- 0  
1- 1 0- 0  
1- 2 0- 20- 1  
0- 0  
0- 1  
0- 0OVERALL  
HOME  
AWAY  
NEUTRAL1- 0  
1- 0  
0- 0  
0- 02- 0  
1- 0  
1- 0  
0- 04- 0  
3- 0  
0- 0  
1- 07- 3 0- 2  
5- 0 0- 0  
1- 1 0- 0  
1- 2 0- 20- 1  
0- 0  
0- 1  
0- 0NON-CONFERENCE  
HOME  
AWAY  
NEUTRAL1- 0  
1- 0  
0- 0  
0- 02- 0  
1- 0  
1- 0  
0- 04- 0  
3- 0  
0- 0  
1- 00- 0 0- 0  
0- 0 0- 0  
0- 0 0- 0  
0- 0 0- 00- 0  
0- 0  
0- 0  
0- 0CONFERENCE  
HOME  
AWAY  
NEUTRAL0- 0  
0- 0  
0- 0  
0- 00- 0  
0- 0  
0- 0  
0- 00- 0  
0- 0  
0- 0  
0- 0

RPI 1-25

RPI 26-50

RPI 51-100

Team's RPI: 62

RPI 101+

RPI	S	Opponent	Score
13	N	Drake	59 69
16	N	Gonzaga	40 57

RPI	S	Opponent	Score
27	A	Virginia Tech	51 67

RPI	S	Opponent	Score
90	H	LSU	57 43

RPI	S	Opponent	Score
108	H	Stony Brook	61 47
143	A	Harvard	60 49
242	H	Saint Francis (PA)	96 52
260	H	Central Conn. St.	73 44
280	N	ETSU	68 44
318	H	Albany (NY)	65 39

LAST 12 Division I GAMES:

27	A	Virginia Tech	51	67	280	N	ETSU	68	44
13	N	Drake	59	69	16	N	Gonzaga	40	57
318	H	Albany (NY)	65	39	90	H	LSU	57	43
260	H	Central Conn. St.	73	44	143	A	Harvard	60	49
108	H	Stony Brook	61	47					
242	H	Saint Francis (PA)	96	52					

R  
u  
t  
g  
e  
r  
sR  
u  
t  
g  
e  
r  
s

Non-Div I Games:

Rutgers

Average RPI Win: **198**  
 Average RPI Loss: **78**

WON-LOST  
RECORD

WINNING  
PCT. RANK

LAST 10  
GAMES

STRENGTH OF  
SCHEDULE

OPP. STRENGTH  
OF SCHEDULE

TEAM  
RPI

ADJ.  
RPI

CONF.  
RPI

ADJ CONF.  
RPI

DIV. I ONLY	6- 3	94	8-2	125	167	66	66	23	23
DIV. I NON-CONF.	6- 3	94	0- 1	125	167	66	66	23	23
-----									
TOTALS	RPI 1-25	RPI 26-50	W-L RECORDS	RPI 51-100	RPI 101-150	RPI 150+			
6- 3	0- 2	0- 0	OVERALL	0- 0	2- 0	4- 1			
4- 0	0- 0	0- 0	HOME	0- 0	1- 0	3- 0			
0- 3	0- 2	0- 0	AWAY	0- 0	0- 0	0- 1			
2- 0	0- 0	0- 0	NEUTRAL	0- 0	1- 0	1- 0			
6- 3	0- 2	0- 0	NON-CONFERENCE	0- 0	2- 0	4- 1			
4- 0	0- 0	0- 0	HOME	0- 0	1- 0	3- 0			
0- 3	0- 2	0- 0	AWAY	0- 0	0- 0	0- 1			
2- 0	0- 0	0- 0	NEUTRAL	0- 0	1- 0	1- 0			
0- 0	0- 0	0- 0	CONFERENCE	0- 0	0- 0	0- 0			
0- 0	0- 0	0- 0	HOME	0- 0	0- 0	0- 0			
0- 0	0- 0	0- 0	AWAY	0- 0	0- 0	0- 0			
0- 0	0- 0	0- 0	NEUTRAL	0- 0	0- 0	0- 0			

RPI	S	Opponent	Score
20	A	Miami (FL)	60 <b>81</b>
23	A	New Mexico	33 <b>74</b>

RPI	S	Opponent	Score

RPI	S	Opponent	Score

RPI	S	Opponent	Score
119	N	Yale	67 57
133	H	Montana St.	60 53
166	H	Tulsa	76 34
192	A	Texas Tech	69 <b>77</b>
208	H	Texas Southern	74 55
231	N	Hampton	70 68
333	H	Morgan St.	69 42

## LAST 12 Division I GAMES:

166	H	Tulsa	76 34
333	H	Morgan St.	69 42
20	A	Miami (FL)	60 <b>81</b>

23	A	New Mexico	33 <b>74</b>
119	N	Yale	67 57
231	N	Hampton	70 68
208	H	Texas Southern	74 55
133	H	Montana St.	60 53
192	A	Texas Tech	69 <b>77</b>

Non-Div I Games: Wiley 97 38 Our Lady of the Lake 93 77

SFA

S  
I  
U  
ES  
I  
U  
E

SI UE

Average RPI Loss: 117

DIV. I ONLY	6- 6	159	4-6	233	233	235	235	8	8
DIV. I NON-CONF.	6- 6	159	1- 0	233	233	235	235	8	8
TOTALS	RPI 1-25	RPI 26-50	W-L RECORDS	RPI 51-100	RPI 101-150	RPI 150+			
6- 6	0- 0	0- 0	OVERALL	0- 4	1- 1	5- 1			
4- 3	0- 0	0- 0	HOME	0- 1	0- 1	4- 1			
0- 3	0- 0	0- 0	AWAY	0- 3	0- 0	0- 0			
2- 0	0- 0	0- 0	NEUTRAL	0- 0	1- 0	1- 0			
6- 6	0- 0	0- 0	NON-CONFERENCE	0- 4	1- 1	5- 1			
4- 3	0- 0	0- 0	HOME	0- 1	0- 1	4- 1			
0- 3	0- 0	0- 0	AWAY	0- 3	0- 0	0- 0			
2- 0	0- 0	0- 0	NEUTRAL	0- 0	1- 0	1- 0			
0- 0	0- 0	0- 0	CONFERENCE	0- 0	0- 0	0- 0			
0- 0	0- 0	0- 0	HOME	0- 0	0- 0	0- 0			
0- 0	0- 0	0- 0	AWAY	0- 0	0- 0	0- 0			
0- 0	0- 0	0- 0	NEUTRAL	0- 0	0- 0	0- 0			

RPI 1-25				RPI 26-50				RPI 51-100				RPI 101+ Team's RPI: 235			
RPI	S	Opponent	Score	RPI	S	Opponent	Score	RPI	S	Opponent	Score	RPI	S	Opponent	Score
								80	A	Northern Colo.	57 58	130	H	Oklahoma	61 77
								83	A	TCU	63 65	147	N	Northern Ariz.	55 48
								97	A	Rice	52 66	214	H	Southeastern La.	62 63
								98	H	Alabama	61 62	261	H	North Texas	73 66
												277	H	Mississippi Val.	62 47
												302	N	Robert Morris	60 55
												306	H	CSU Bakersfield	49 43
												314	H	La.-Monroe	49 38
LAST 12 Division I GAMES:															
				147	N	Northern Ariz.	55 48	261	H	North Texas	73 66				
				130	H	Oklahoma	61 77	302	N	Robert Morris	60 55				
				306	H	CSU Bakersfield	49 43	214	H	Southeastern La.	62 63				
				97	A	Rice	52 66	83	A	TCU	63 65				
				80	A	Northern Colo.	57 58	98	H	Alabama	61 62				
				314	H	La.-Monroe	49 38	277	H	Mississippi Val.	62 47				

### Non-Div I Games:

SMU

Average RPI	Win:	235	WON-LOST	WINNING	LAST 10	STRENGTH OF	OPP. STRENGTH	TEAM	ADJ.	CONF.	ADJ CONF.
Average RPI	Loss:	147	RECORD	PCT. RANK	GAMES	SCHEDULE	OF SCHEDULE	RPI	RPI	RPI	RPI
DIV. I ONLY		3- 4		204	4-4	113	294	201	201	11	11
DIV. I NON-CONF.		3- 4		204	1- 0	113	294	201	201	11	11
-----											
TOTALS	RPI 1-25		RPI 26-50		W-L RECORDS	RPI 51-100		RPI 101-150		RPI 150+	
3- 4	0- 1		0- 0		OVERALL	0- 1		0- 0		3- 2	
1- 2	0- 0		0- 0		HOME	0- 1		0- 0		1- 1	
0- 1	0- 1		0- 0		AWAY	0- 0		0- 0		0- 0	
2- 1	0- 0		0- 0		NEUTRAL	0- 0		0- 0		2- 1	
3- 4	0- 1		0- 0		NON-CONFERENCE	0- 1		0- 0		3- 2	
1- 2	0- 0		0- 0		HOME	0- 1		0- 0		1- 1	
0- 1	0- 1		0- 0		AWAY	0- 0		0- 0		0- 0	
2- 1	0- 0		0- 0		NEUTRAL	0- 0		0- 0		2- 1	
0- 0	0- 0		0- 0		CONFERENCE	0- 0		0- 0		0- 0	
0- 0	0- 0		0- 0		HOME	0- 0		0- 0		0- 0	
0- 0	0- 0		0- 0		AWAY	0- 0		0- 0		0- 0	
0- 0	0- 0		0- 0		NEUTRAL	0- 0		0- 0		0- 0	

RPI 1-25				RPI 26-50				RPI 51-100				RPI 101+				Team's RPI: 201
RPI	S	Opponent	Score	RPI	S	Opponent	Score	RPI	S	Opponent	Score	RPI	S	Opponent	Score	
23	A	New Mexico	53 85					94	H	UC Davis	60 109	163	N	Illinois	109 107	
												202	N	Pepperdine	97 113	
												231	N	Hampton	65 61	
												270	H	San Francisco	75 86	
												310	H	Cal Poly	88 85	
-----																
LAST 12 Division I GAMES:																
231	N	Hampton	65 61	202	N	Pepperdine	97 113									
23	A	New Mexico	53 85	310	H	Cal Poly	88 85									
94	H	UC Davis	60 109													
270	H	San Francisco	75 86													
163	N	Illinois	109 107													

Non-Div I Games: Antelope Valley 86 80

Sacramento St.

Average RPI	Win:	292	WON-LOST	WINNING	LAST 10	STRENGTH OF	OPP. STRENGTH	TEAM	ADJ.	CONF.	ADJ CONF.
Average RPI	Loss:	192	RECORD	PCT. RANK	GAMES	SCHEDULE	OF SCHEDULE	RPI	RPI	RPI	RPI
DIV. I ONLY		4- 6		210	4-6	234	296	237	237	31	31
DIV. I NON-CONF.		4- 6		210	0- 1	234	296	237	237	31	31
-----											
TOTALS	RPI 1-25		RPI 26-50		W-L RECORDS	RPI 51-100		RPI 101-150		RPI 150+	
4- 6	0- 0		0- 0		OVERALL	0- 0		0- 2		4- 4	
1- 3	0- 0		0- 0		HOME	0- 0		0- 1		1- 2	
3- 3	0- 0		0- 0		AWAY	0- 0		0- 1		3- 2	
0- 0	0- 0		0- 0		NEUTRAL	0- 0		0- 0		0- 0	
4- 6	0- 0		0- 0		NON-CONFERENCE	0- 0		0- 2		4- 4	
1- 3	0- 0		0- 0		HOME	0- 0		0- 1		1- 2	
3- 3	0- 0		0- 0		AWAY	0- 0		0- 1		3- 2	
0- 0	0- 0		0- 0		NEUTRAL	0- 0		0- 0		0- 0	
0- 0	0- 0		0- 0		CONFERENCE	0- 0		0- 0		0- 0	
0- 0	0- 0		0- 0		HOME	0- 0		0- 0		0- 0	
0- 0	0- 0		0- 0		AWAY	0- 0		0- 0		0- 0	
0- 0	0- 0		0- 0		NEUTRAL	0- 0		0- 0		0- 0	

RPI 1-25				RPI 26-50				RPI 51-100				RPI 101+ Team's RPI: 237			
RPI	S	Opponent	Score	RPI	S	Opponent	Score	RPI	S	Opponent	Score	RPI	S	Opponent	Score
												108	H	Stony Brook	58 73
												132	A	Provi dence	52 62
												169	A	Lehi gh	66 70
												226	H	Monmouth	50 55
												228	A	Hofstra	70 64
												239	A	Massachusetts	61 78
												275	H	Saint Joseph' s	44 61
												294	H	Si ena	72 50
												305	A	New Hampshire	71 60
												341	A	Manhattan	74 46
-----															
LAST 12 Division I GAMES:															
				228	A	Hofstra	70 64	275	H	Saint Joseph' s	44 61				
				226	H	Monmouth	50 55	341	A	Manhattan	74 46				
				132	A	Provi dence	52 62	169	A	Lehi gh	66 70				
				305	A	New Hampshire	71 60	108	H	Stony Brook	58 73				
				294	H	Si ena	72 50								
				239	A	Massachusetts	61 78								

Non-Div I Games:

Sacred Heart

Average RPI Win:	277	WON-LOST	WINNING	LAST 10	STRENGTH OF	OPP. STRENGTH	TEAM	ADJ.	CONF.	ADJ CONF.
Average RPI Loss:	104	RECORD	PCT. RANK	GAMES	SCHEDULE	OF SCHEDULE	RPI	RPI	RPI	RPI
DIV. I ONLY	2- 9	298	3-7	109	149	242	242	31	31	
DIV. I NON-CONF.	2- 9	298	0- 1	109	149	242	242	31	31	
-----										
TOTALS	RPI 1-25	RPI 26-50	W-L RECORDS	RPI 51-100	RPI 101-150	RPI 150+				
2- 9	0- 1	0- 0	OVERALL	0- 3	0- 4	2- 1				
1- 2	0- 0	0- 0	HOME	0- 0	0- 2	1- 0				
1- 5	0- 1	0- 0	AWAY	0- 1	0- 2	1- 1				
0- 2	0- 0	0- 0	NEUTRAL	0- 2	0- 0	0- 0				
2- 9	0- 1	0- 0	NON-CONFERENCE	0- 3	0- 4	2- 1				
1- 2	0- 0	0- 0	HOME	0- 0	0- 2	1- 0				
1- 5	0- 1	0- 0	AWAY	0- 1	0- 2	1- 1				
0- 2	0- 0	0- 0	NEUTRAL	0- 2	0- 0	0- 0				
0- 0	0- 0	0- 0	CONFERENCE	0- 0	0- 0	0- 0				
0- 0	0- 0	0- 0	HOME	0- 0	0- 0	0- 0				
0- 0	0- 0	0- 0	AWAY	0- 0	0- 0	0- 0				
0- 0	0- 0	0- 0	NEUTRAL	0- 0	0- 0	0- 0				

RPI 1-25				RPI 26-50				RPI 51-100				RPI 101+				Team's RPI: 242
RPI	S	Opponent	Score	RPI	S	Opponent	Score	RPI	S	Opponent	Score	RPI	S	Opponent	Score	
10	A	Baylor	58 116					62	A	Rutgers	52 96	103	H	Duquesne	73 93	
								77	N	Montana	77 79	109	A	Youngstown St.	56 80	
								78	N	Boise St.	64 78	117	H	FGCU	69 83	
												120	A	Pittsburgh	75 78	
												206	H	Morehead St.	89 83	
												263	A	Liberty	53 82	
												347	A	Longwood	91 88	
LAST 12 Division I GAMES:																
347	A	Longwood	91 88	77	N	Montana	77 79	120	A	Pittsburgh	75 78	206	H	Morehead St.	89 83	
103	H	Duquesne	73 93	109	A	Youngstown St.	56 80	117	H	FGCU	69 83					
263	A	Liberty	53 82													
10	A	Baylor	58 116													
62	A	Rutgers	52 96													

Non-Div I Games: Seton Hill 86 74

Saint Francis (PA)

Average RPI Win:	275	WON-LOST	WINNING	LAST 10	STRENGTH OF	OPP. STRENGTH	TEAM	ADJ.	CONF.	ADJ CONF.
Average RPI Loss:	127	RECORD	PCT. RANK	GAMES	SCHEDULE	OF SCHEDULE	RPI	RPI	RPI	RPI
DIV. I ONLY	4- 7	227	4-6	205	204	275	275	17	17	
DIV. I NON-CONF.	4- 7	227	1- 0	205	204	275	275	17	17	
-----										
TOTALS	RPI 1-25	RPI 26-50	W-L RECORDS	RPI 51-100	RPI 101-150	RPI 150+				
4- 7	0- 1	0- 1	OVERALL	0- 1	0- 0	4- 4				
3- 5	0- 1	0- 1	HOME	0- 0	0- 0	3- 3				
1- 2	0- 0	0- 0	AWAY	0- 1	0- 0	1- 1				
0- 0	0- 0	0- 0	NEUTRAL	0- 0	0- 0	0- 0				
4- 7	0- 1	0- 1	NON-CONFERENCE	0- 1	0- 0	4- 4				
3- 5	0- 1	0- 1	HOME	0- 0	0- 0	3- 3				
1- 2	0- 0	0- 0	AWAY	0- 1	0- 0	1- 1				
0- 0	0- 0	0- 0	NEUTRAL	0- 0	0- 0	0- 0				
0- 0	0- 0	0- 0	CONFERENCE	0- 0	0- 0	0- 0				
0- 0	0- 0	0- 0	HOME	0- 0	0- 0	0- 0				
0- 0	0- 0	0- 0	AWAY	0- 0	0- 0	0- 0				
0- 0	0- 0	0- 0	NEUTRAL	0- 0	0- 0	0- 0				

RPI 1-25				RPI 26-50				RPI 51-100				RPI 101+				Team's RPI: 275
RPI	S	Opponent	Score	RPI	S	Opponent	Score	RPI	S	Opponent	Score	RPI	S	Opponent	Score	
19	H	Auburn	70 81	29	H	Villanova	35 47	74	A	Penn	45 65	154	H	Towson	52 73	
												159	A	Drexel	34 51	
												211	H	Temple	52 58	
												237	A	Sacred Heart	61 44	
												245	H	Rider	54 56	
												285	H	Columbia	68 61	
												288	H	Niagara	68 54	
												291	H	Loyola Maryland	49 46	
LAST 12 Division I GAMES:																
291	H	Loyola Maryland	49 46	237	A	Sacred Heart	61 44	154	H	Towson	52 73					
288	H	Niagara	68 54					19	H	Auburn	70 81					
74	A	Penn	45 65					29	H	Villanova	35 47					
159	A	Drexel	34 51					285	H	Columbia	68 61					
211	H	Temple	52 58					245	H	Rider	54 56					

Non-Div I Games:

Saint Joseph's



Average RPI Win:	200	WON-LOST	WINNING	LAST 10	STRENGTH OF	OPP. STRENGTH	TEAM	ADJ.	CONF.	ADJ CONF.
Average RPI Loss:	129	RECORD	PCT. RANK	GAMES	SCHEDULE	OF SCHEDULE	RPI	RPI	RPI	RPI
DIV. I ONLY	4- 7	227	3-7	177	89	222	222	17	17	
DIV. I NON-CONF.	4- 7	227	0- 1	177	89	222	222	17	17	
-----										
TOTALS	RPI 1-25	RPI 26-50	W-L RECORDS	RPI 51-100	RPI 101-150	RPI 150+				
4- 7	0- 1	0- 0	OVERALL	0- 1	1- 2	3- 3				
2- 4	0- 1	0- 0	HOME	0- 1	1- 1	1- 1				
2- 2	0- 0	0- 0	AWAY	0- 0	0- 0	2- 2				
0- 1	0- 0	0- 0	NEUTRAL	0- 0	0- 1	0- 0				
4- 7	0- 1	0- 0	NON-CONFERENCE	0- 1	1- 2	3- 3				
2- 4	0- 1	0- 0	HOME	0- 1	1- 1	1- 1				
2- 2	0- 0	0- 0	AWAY	0- 0	0- 0	2- 2				
0- 1	0- 0	0- 0	NEUTRAL	0- 0	0- 1	0- 0				
0- 0	0- 0	0- 0	CONFERENCE	0- 0	0- 0	0- 0				
0- 0	0- 0	0- 0	HOME	0- 0	0- 0	0- 0				
0- 0	0- 0	0- 0	AWAY	0- 0	0- 0	0- 0				
0- 0	0- 0	0- 0	NEUTRAL	0- 0	0- 0	0- 0				

RPI 1-25				RPI 26-50				RPI 51-100				RPI 101+ Team's RPI: 222			
RPI	S	Opponent	Score	RPI	S	Opponent	Score	RPI	S	Opponent	Score	RPI	S	Opponent	Score
2	H	UConn	42 98					54	H	Missouri	62 74	126	H	Southern Ill.	62 58
												134	H	Cincinnati	50 51
												135	N	Chattanooga	61 71
												158	A	Virginia	67 65
												166	A	Tulsa	75 86
												167	H	Indiana St.	56 60
												247	A	Illinois St.	67 72
												255	H	SIUE	63 56
												259	A	Eastern Ky.	70 43
LAST 12 Division I GAMES:															
247	A	Illinois St.	67 72	2	H	UConn	42 98	255	H	SIUE	63 56				
54	H	Missouri	62 74					126	H	Southern Ill.	62 58				
134	H	Cincinnati	50 51					158	A	Virginia	67 65				
167	H	Indiana St.	56 60					135	N	Chattanooga	61 71				
259	A	Eastern Ky.	70 43					166	A	Tulsa	75 86				

Non-Div I Games:

Saint Louis

Average RPI	Win:	166	WON-LOST	WINNING	LAST 10	STRENGTH OF	OPP. STRENGTH	TEAM	ADJ.	CONF.	ADJ CONF.
Average RPI	Loss:	40	RECORD	PCT. RANK	GAMES	SCHEDULE	OF SCHEDULE	RPI	RPI	RPI	RPI
DIV. I ONLY		7- 4		102	6-4	47	46	40	40	7	7
DIV. I NON-CONF.		7- 4		102	1- 0	47	46	40	40	7	7
-----											
TOTALS	RPI 1-25		RPI 26-50		W-L RECORDS	RPI 51-100		RPI 101-150		RPI 150+	
7- 4	0- 2		2- 0		OVERALL	0- 2		1- 0		4- 0	
2- 2	0- 2		1- 0		HOME	0- 0		0- 0		1- 0	
3- 2	0- 0		0- 0		AWAY	0- 2		1- 0		2- 0	
2- 0	0- 0		1- 0		NEUTRAL	0- 0		0- 0		1- 0	
7- 4	0- 2		2- 0		NON-CONFERENCE	0- 2		1- 0		4- 0	
2- 2	0- 2		1- 0		HOME	0- 0		0- 0		1- 0	
3- 2	0- 0		0- 0		AWAY	0- 2		1- 0		2- 0	
2- 0	0- 0		1- 0		NEUTRAL	0- 0		0- 0		1- 0	
0- 0	0- 0		0- 0		CONFERENCE	0- 0		0- 0		0- 0	
0- 0	0- 0		0- 0		HOME	0- 0		0- 0		0- 0	
0- 0	0- 0		0- 0		AWAY	0- 0		0- 0		0- 0	
0- 0	0- 0		0- 0		NEUTRAL	0- 0		0- 0		0- 0	

RPI 1-25				RPI 26-50				Team's RPI: 40				RPI 51-100				RPI 101+			
RPI	S	Opponent	Score	RPI	S	Opponent	Score	RPI	S	Opponent	Score	RPI	S	Opponent	Score	RPI	S	Opponent	Score
3	H	Oregon	55 79	26	N	Old Domini on	83 65	55	A	Oregon St.	56 89	138	A	Washington St.	70 64				
7	H	Cal i forn i a	78 81	45	H	Wyomi ng	90 84	94	A	UC Davi s	74 76	178	H	Mi l waukee	73 71				
												183	N	Texas St.	89 62				
												281	A	UC Santa Barbara	80 55				
												310	A	Cal Poly	69 51				
-----																			
LAST 12 Divi s i on I GAMES:																			
				26	N	Old Domini on	83 65	7	H	Cal i forn i a	78 81								
				183	N	Texas St.	89 62	310	A	Cal Poly	69 51								
				94	A	UC Davi s	74 76	281	A	UC Santa Barbara	80 55								
				138	A	Washi ngton St.	70 64	3	H	Oregon	55 79								
				45	H	Wyomi ng	90 84	178	H	Mi l waukee	73 71								
								55	A	Oregon St.	56 89								

Non-Div I Games:

Saint Mary's (CA)

## Saint Peter's

Through Games Of Dec. 23, 2018

Average RPI Win:	339	WON-LOST	WINNING	LAST 10	STRENGTH OF	OPP. STRENGTH	TEAM	ADJ.	CONF.	ADJ CONF.
Average RPI Loss:	182	RECORD	PCT. RANK	GAMES	SCHEDULE	OF SCHEDULE	RPI	RPI	RPI	RPI
DIV. I ONLY	5- 6	176	4-6	310	344	290	290	28	28	
DIV. I NON-CONF.	5- 6	176	1- 0	310	344	290	290	28	28	
-----										
TOTALS	RPI 1-25	RPI 26-50	W-L RECORDS	RPI 51-100	RPI 101-150	RPI 150+				
5- 6	0- 0	0- 0	OVERALL	0- 1	0- 2	5- 3				
4- 1	0- 0	0- 0	HOME	0- 0	0- 0	4- 1				
1- 5	0- 0	0- 0	AWAY	0- 1	0- 2	1- 2				
0- 0	0- 0	0- 0	NEUTRAL	0- 0	0- 0	0- 0				
5- 6	0- 0	0- 0	NON-CONFERENCE	0- 1	0- 2	5- 3				
4- 1	0- 0	0- 0	HOME	0- 0	0- 0	4- 1				
1- 5	0- 0	0- 0	AWAY	0- 1	0- 2	1- 2				
0- 0	0- 0	0- 0	NEUTRAL	0- 0	0- 0	0- 0				
0- 0	0- 0	0- 0	CONFERENCE	0- 0	0- 0	0- 0				
0- 0	0- 0	0- 0	HOME	0- 0	0- 0	0- 0				
0- 0	0- 0	0- 0	AWAY	0- 0	0- 0	0- 0				
0- 0	0- 0	0- 0	NEUTRAL	0- 0	0- 0	0- 0				

RPI 1-25				RPI 26-50				RPI 51-100				RPI 101+				Team's RPI: 290
RPI	S	Opponent	Score	RPI	S	Opponent	Score	RPI	S	Opponent	Score	RPI	S	Opponent	Score	
								82	A	Boston College	57	89				
												110	A	Seton Hall	47	90
												119	A	Yale	56	72
												209	H	Cal St. Fullerton	45	69
												273	A	UMass Lowell	57	59
												298	A	St. Francis Brooklyn	70	74
												329	H	NJIT	70	57
												334	A	Lafayette	62	60
												336	H	Wagner	69	57
												344	H	Fairleigh Dickinson	75	58
												350	H	LIU Brooklyn	86	59
LAST 12 Division I GAMES:																
344	H	Fairleigh Dickinson	75	58	110	A	Seton Hall	47	90							
298	A	St. Francis Brooklyn	70	74	336	H	Wagner	69	57							
209	H	Cal St. Fullerton	45	69	334	A	Lafayette	62	60							
119	A	Yale	56	72	350	H	LIU Brooklyn	86	59							
329	H	NJIT	70	57	82	A	Boston College	57	89							
					273	A	UMass Lowell	57	59							

Non-Div I Games:

Saint Peter's

■ Loss, 
 ■ Non-Conf, 
 ■ S Site, 
 ■ H Home 
 ■ A Away 
 N Neutral

Average RPI	Win:	277	WON-LOST	WINNING	LAST 10	STRENGTH OF	OPP. STRENGTH	TEAM	ADJ.	CONF.	ADJ CONF.
Average RPI	Loss:	143	RECORD	PCT. RANK	GAMES	SCHEDULE	OF SCHEDULE	RPI	RPI	RPI	RPI
DIV. I ONLY		2- 5		262	5-5	62	326	172	172	23	23
DIV. I NON-CONF.		2- 5		262	0- 1	62	326	172	172	23	23
-----											
TOTALS	RPI 1-25		RPI 26-50		W-L RECORDS	RPI 51-100		RPI 101-150		RPI 150+	
2- 5	0- 0		0- 0		OVERALL	0- 2		0- 1		2- 2	
0- 1	0- 0		0- 0		HOME	0- 0		0- 1		0- 0	
2- 3	0- 0		0- 0		AWAY	0- 2		0- 0		2- 1	
0- 1	0- 0		0- 0		NEUTRAL	0- 0		0- 0		0- 1	
2- 5	0- 0		0- 0		NON-CONFERENCE	0- 2		0- 1		2- 2	
0- 1	0- 0		0- 0		HOME	0- 0		0- 1		0- 0	
2- 3	0- 0		0- 0		AWAY	0- 2		0- 0		2- 1	
0- 1	0- 0		0- 0		NEUTRAL	0- 0		0- 0		0- 1	
0- 0	0- 0		0- 0		CONFERENCE	0- 0		0- 0		0- 0	
0- 0	0- 0		0- 0		HOME	0- 0		0- 0		0- 0	
0- 0	0- 0		0- 0		AWAY	0- 0		0- 0		0- 0	
0- 0	0- 0		0- 0		NEUTRAL	0- 0		0- 0		0- 0	

RPI 1-25				RPI 26-50				RPI 51-100				RPI 101+ Team's RPI: 172					
RPI	S	Opponent	Score	RPI	S	Opponent	Score	RPI	S	Opponent	Score	RPI	S	Opponent	Score		
								83	A	TCU	59	72	127	H	Oral Roberts	62	73
								90	A	LSU	52	66	181	N	Troy	79	84
													218	A	Southern Mi ss.	65	61
													236	A	Wi chi ta St.	55	63
													335	A	Loui si ana	68	62
LAST 12 Di vi si on I GAMES:																	
				83	A	TCU	59	72	236	A	Wi chi ta St.	55	63				
				127	H	Oral Roberts	62	73	90	A	LSU	52	66				
				335	A	Loui si ana	68	62									
				218	A	Southern Mi ss.	65	61									
				181	N	Troy	79	84									

Non-Div I Games: UNKNOWN 94 46 Wiley 101 63 Jarvis Christian 100 55

Sam Houston St.

Average RPI Win: 234  
Average RPI Loss: 144

WON-LOST  
RECORD

WINNING  
PCT. RANK

LAST 10  
GAMES

STRENGTH OF  
SCHEDULE

OPP. STRENGTH  
OF SCHEDULE

TEAM  
RPI

ADJ.  
RPI

CONF.  
RPI

ADJ CONF.  
RPI

DIV. I ONLY  
DIV. I NON-CONF.

3- 9  
3- 9

271  
271

3-7  
0- 1

80  
80

284  
284

193  
193

193  
193

22  
22

22  
22

TOTALS

RPI 1-25

RPI 26-50

W-L RECORDS

RPI 51-100

RPI 101-150

RPI 150+

3- 9

0- 1

0- 1

OVERALL

0- 1

0- 2

3- 4

1- 1

0- 0

0- 0

HOME

0- 0

0- 1

1- 0

2- 8

0- 1

0- 1

AWAY

0- 1

0- 1

2- 4

0- 0

0- 0

0- 0

NEUTRAL

0- 0

0- 0

0- 0

3- 9

0- 1

0- 1

NON-CONFERENCE

0- 1

0- 2

3- 4

1- 1

0- 0

0- 0

HOME

0- 0

0- 1

1- 0

2- 8

0- 1

0- 1

AWAY

0- 1

0- 1

2- 4

0- 0

0- 0

0- 0

NEUTRAL

0- 0

0- 0

0- 0

0- 0

0- 0

0- 0

CONFERENCE

0- 0

0- 0

0- 0

0- 0

0- 0

0- 0

HOME

0- 0

0- 0

0- 0

0- 0

0- 0

0- 0

AWAY

0- 0

0- 0

0- 0

0- 0

0- 0

0- 0

NEUTRAL

0- 0

0- 0

0- 0

RPI 1-25

RPI 26-50

RPI 51-100

RPI 101+

Team's RPI: 193

RPI S Opponent Score  
19 A Auburn 46 73

RPI S Opponent Score  
44 A Colorado 39 81

RPI S Opponent Score  
70 A UT Martin 68 89

RPI S Opponent Score  
112 A Oklahoma St. 62 82  
136 H UAB 41 66  
181 A Troy 52 72  
185 A Denver 87 83  
197 A Alabama St. 60 51  
218 A Southern Mi ss. 40 76  
231 A Hampton 57 64  
282 A Memphi s 48 53  
321 H Presbyter ian 75 54

LAST 12 Division I GAMES:

136 H UAB 41 66 44 A Colorado 39 81  
321 H Presbyter ian 75 54 185 A Denver 87 83  
231 A Hampton 57 64 19 A Auburn 46 73  
112 A Oklahoma St. 62 82 282 A Memphi s 48 53  
218 A Southern Mi ss. 40 76 181 A Troy 52 72  
197 A Alabama St. 60 51 70 A UT Martin 68 89

Non-Div I Games:

Rhodes

71 54

Samford

Loss, Non-Conf, S Site, H Home A Away N Neutral

Average RPI Win: 250

Average RPI Loss: 131

WON-LOST  
RECORDWINNING  
PCT. RANKLAST 10  
GAMESSTRENGTH OF  
SCHEDULEOPP. STRENGTH  
OF SCHEDULETEAM  
RPIADJ.  
RPICONF.  
RPIADJ CONF.  
RPIDIV. I ONLY  
DIV. I NON-CONF.6- 4  
6- 4120  
1207-3  
1- 0283  
28383  
83188  
188188  
1887  
77  
7

TOTALS

RPI 1-25

RPI 26-50

W-L RECORDS

RPI 51-100

RPI 101-150

RPI 150+

6- 4

0- 1

0- 1

OVERALL

0- 0

0- 0

6- 2

5- 1

0- 1

0- 0

HOME

0- 0

0- 0

5- 0

1- 3

0- 0

0- 1

AWAY

0- 0

0- 0

1- 2

0- 0

0- 0

0- 0

NEUTRAL

0- 0

0- 0

0- 0

6- 4

0- 1

0- 1

NON-CONFERENCE

0- 0

0- 0

6- 2

5- 1

0- 1

0- 0

HOME

0- 0

0- 0

5- 0

1- 3

0- 0

0- 1

AWAY

0- 0

0- 0

1- 2

0- 0

0- 0

0- 0

NEUTRAL

0- 0

0- 0

0- 0

0- 0

0- 0

0- 0

CONFERENCE

0- 0

0- 0

0- 0

0- 0

0- 0

0- 0

HOME

0- 0

0- 0

0- 0

0- 0

0- 0

0- 0

AWAY

0- 0

0- 0

0- 0

0- 0

0- 0

0- 0

NEUTRAL

0- 0

0- 0

0- 0

RPI 1-25

RPI 26-50

RPI 51-100

RPI 101+

Team's RPI: 188

RPI	S	Opponent	Score
7	H	Cal i forni a	53 70

RPI	S	Opponent	Score
28	A	Mi nnesota	48 53

RPI	S	Opponent	Score
-----	---	----------	-------

RPI	S	Opponent	Score
196	H	San Diego St.	72 71
203	A	Southern Utah	59 69
241	H	Dartmouth	78 76
243	A	Long Beach St.	60 56
264	H	Hawai i	58 50
267	H	Cleveland St.	83 82
287	A	UTSA	77 87
289	H	San Jose St.	83 79

LAST 12 Division I GAMES:

196	H	San Diego St.	72	71	289	H	San Jose St.	83	79
7	H	Cal i forni a	53	70	287	A	UTSA	77	87
267	H	Cleveland St.	83	82	243	A	Long Beach St.	60	56
28	A	Mi nnesota	48	53	241	H	Dartmouth	78	76
264	H	Hawai i	58	50					
203	A	Southern Utah	59	69					

Non-Div I Games: Cal St. San B'dino 76 58

San Diego

Average RPI Win: 227

Average RPI Loss: 160

WON-LOST  
RECORDWINNING  
PCT. RANKLAST 10  
GAMESSTRENGTH OF  
SCHEDULEOPP. STRENGTH  
OF SCHEDULETEAM  
RPIADJ.  
RPICONF.  
RPIADJ CONF.  
RPIDIV. I ONLY  
DIV. I NON-CONF.5- 6  
5- 6176  
1764-6  
0- 1155  
155276  
276196  
196196  
1969  
99  
9

TOTALS

RPI 1-25

RPI 26-50

W-L RECORDS

RPI 51-100

RPI 101-150

RPI 150+

5- 6  
3- 3  
2- 3  
0- 00- 0  
0- 0  
0- 0  
0- 00- 0  
0- 0  
0- 0  
0- 0OVERALL  
HOME  
AWAY  
NEUTRAL1- 1  
0- 1  
1- 0  
0- 00- 2  
0- 1  
0- 1  
0- 04- 3  
3- 1  
1- 2  
0- 05- 6  
3- 3  
2- 3  
0- 00- 0  
0- 0  
0- 0  
0- 00- 0  
0- 0  
0- 0  
0- 0NON-CONFERENCE  
HOME  
AWAY  
NEUTRAL1- 1  
0- 1  
1- 0  
0- 00- 2  
0- 1  
0- 1  
0- 04- 3  
3- 1  
1- 2  
0- 00- 0  
0- 0  
0- 0  
0- 00- 0  
0- 0  
0- 0  
0- 00- 0  
0- 0  
0- 0  
0- 0CONFERENCE  
HOME  
AWAY  
NEUTRAL0- 0  
0- 0  
0- 0  
0- 00- 0  
0- 0  
0- 0  
0- 00- 0  
0- 0  
0- 0  
0- 0

RPI 1-25

RPI 26-50

RPI 51-100

RPI 101+

Team's RPI: 196

RPI S Opponent Score

RPI S Opponent Score

RPI S Opponent Score

RPI S Opponent Score

83 H TCU 64 81  
92 A UC Irvine 78 70104 H Arizona 60 69  
150 A CSUN 74 77  
151 A Santa Clara 43 60  
188 A San Diego 71 72  
209 A Cal St. Fullerton 83 72  
264 H Hawaii 58 57  
268 H California Baptist 83 67  
281 H UC Santa Barbara 58 63  
300 H Incarnate Word 81 38

LAST 12 Division I GAMES:

268 H California Baptist	83 67	281 H UC Santa Barbara	58 63
300 H Incarnate Word	81 38	150 A CSUN	74 77
209 A Cal St. Fullerton	83 72	92 A UC Irvine	78 70
151 A Santa Clara	43 60	104 H Arizona	60 69
264 H Hawaii	58 57	188 A San Diego	71 72
		83 H TCU	64 81

S  
a  
n  
D  
i  
e  
g  
o  
S  
t  
.S  
a  
n  
D  
i  
e  
g  
o  
S  
t  
.

Non-Div I Games:

San Diego St.

■ Loss, 
 ■ Non-Conf, 
 ■ S Site, 
 ■ Home 
 ■ A Away 
 N Neutral

Average RPI Win:	281	WON-LOST	WINNING	LAST 10	STRENGTH OF	OPP. STRENGTH	TEAM	ADJ.	CONF.	ADJ CONF.
Average RPI Loss:	110	RECORD	PCT. RANK	GAMES	SCHEDULE	OF SCHEDULE	RPI	RPI	RPI	RPI
DIV. I ONLY	4- 7	227	3-7	288	97	270	270	7	7	
DIV. I NON-CONF.	4- 7	227	0- 1	288	97	270	270	7	7	
-----										
TOTALS	RPI 1-25	RPI 26-50	W-L RECORDS	RPI 51-100	RPI 101-150	RPI 150+				
4- 7	0- 1	0- 0	OVERALL	0- 2	0- 3	4- 1				
1- 3	0- 0	0- 0	HOME	0- 2	0- 1	1- 0				
1- 3	0- 1	0- 0	AWAY	0- 0	0- 2	1- 0				
2- 1	0- 0	0- 0	NEUTRAL	0- 0	0- 0	2- 1				
4- 7	0- 1	0- 0	NON-CONFERENCE	0- 2	0- 3	4- 1				
1- 3	0- 0	0- 0	HOME	0- 2	0- 1	1- 0				
1- 3	0- 1	0- 0	AWAY	0- 0	0- 2	1- 0				
2- 1	0- 0	0- 0	NEUTRAL	0- 0	0- 0	2- 1				
0- 0	0- 0	0- 0	CONFERENCE	0- 0	0- 0	0- 0				
0- 0	0- 0	0- 0	HOME	0- 0	0- 0	0- 0				
0- 0	0- 0	0- 0	AWAY	0- 0	0- 0	0- 0				
0- 0	0- 0	0- 0	NEUTRAL	0- 0	0- 0	0- 0				

RPI 1-25				RPI 26-50				RPI 51-100				RPI 101+ Team's RPI: 270			
RPI	S	Opponent	Score	RPI	S	Opponent	Score	RPI	S	Opponent	Score	RPI	S	Opponent	Score
4	A	Stanford	62 96					80	H	Northern Colo.	63 68	137	H	UT Arlington	73 80
								94	H	UC Davis	68 70	138	A	Washington St.	61 91
												139	A	Idaho	63 70
												176	N	North Dakota	97 100
												201	A	Sacramento St.	86 75
												289	H	San Jose St.	85 63
												310	N	Cal Poly	65 62
												325	N	North Dakota St.	75 42
LAST 12 Division I GAMES:															
176	N	North Dakota	97 100	325	N	North Dakota St.	75 42								
80	H	Northern Colo.	63 68	94	H	UC Davis	68 70								
310	N	Cal Poly	65 62	201	A	Sacramento St.	86 75								
4	A	Stanford	62 96	139	A	Idaho	63 70								
289	H	San Jose St.	85 63	138	A	Washington St.	61 91								
				137	H	UT Arlington	73 80								

Non-Div I Games:

San Francisco



Average RPI Win: 306

Average RPI Loss: 139

WON-LOST  
RECORDWINNING  
PCT. RANKLAST 10  
GAMESSTRENGTH OF  
SCHEDULEOPP. STRENGTH  
OF SCHEDULETEAM  
RPIADJ.  
RPICONF.  
RPIADJ CONF.  
RPIDIV. I ONLY  
DIV. I NON-CONF.1- 9  
1- 9328  
3281-9  
0- 175  
75285  
285289  
289289  
2899  
99  
9

TOTALS

RPI 1-25

RPI 26-50

W-L RECORDS

RPI 51-100

RPI 101-150

RPI 150+

1- 9

0- 0

0- 1

OVERALL

0- 2

0- 2

1- 4

1- 3

0- 0

0- 0

HOME

0- 2

0- 0

1- 1

0- 6

0- 0

0- 1

AWAY

0- 0

0- 2

0- 3

0- 0

0- 0

0- 0

NEUTRAL

0- 0

0- 0

0- 0

1- 9

0- 0

0- 1

NON-CONFERENCE

0- 2

0- 2

1- 4

1- 3

0- 0

0- 0

HOME

0- 2

0- 0

1- 1

0- 6

0- 0

0- 1

AWAY

0- 0

0- 2

0- 3

0- 0

0- 0

0- 0

NEUTRAL

0- 0

0- 0

0- 0

0- 0

0- 0

0- 0

CONFERENCE

0- 0

0- 0

0- 0

0- 0

0- 0

0- 0

HOME

0- 0

0- 0

0- 0

0- 0

0- 0

0- 0

AWAY

0- 0

0- 0

0- 0

0- 0

0- 0

0- 0

NEUTRAL

0- 0

0- 0

0- 0

RPI 1-25

RPI 26-50

RPI 51-100

RPI 101+

Team's RPI: 289

RPI S Opponent Score

RPI S Opponent Score

RPI S Opponent Score

RPI S Opponent Score

44 A Colorado 64 76

86 H Pacific 67 91

92 H UC Irvine 66 74

111 A Nebraska 63 96

150 A CSUN 40 76

151 H Santa Clara 56 62

155 A Portland St. 51 80

188 A San Diego 79 83

270 A San Francisco 63 85

306 H CSU Bakersfield 82 72

LAST 12 Division I GAMES:

188 A San Diego 79 83

151 H Santa Clara 56 62

150 A CSUN 40 76

111 A Nebraska 63 96

155 A Portland St. 51 80

44 A Colorado 64 76

270 A San Francisco 63 85

92 H UC Irvine 66 74

86 H Pacific 67 91

306 H CSU Bakersfield 82 72

Non-Div I Games:

San Fran. St.

66

73

San Jose St.

Average RPI	Win: 236	WON-LOST RECORD	WINNING PCT. RANK	LAST 10 GAMES	STRENGTH OF SCHEDULE	OPP. STRENGTH OF SCHEDULE	TEAM RPI	ADJ. RPI	CONF. RPI	ADJ CONF. RPI
Average RPI	Loss: 86									
DIV. I ONLY	6- 4	120	6-4	228	127	151	151	7	7	
DIV. I NON-CONF.	6- 4	120	1- 0	228	127	151	151	7	7	
-----										
TOTALS	RPI 1-25	RPI 26-50	W-L RECORDS	RPI 51-100	RPI 101-150	RPI 150+				
6- 4	0- 0	0- 1	OVERALL	0- 2	0- 1	6- 0				
4- 1	0- 0	0- 0	HOME	0- 0	0- 1	4- 0				
2- 3	0- 0	0- 1	AWAY	0- 2	0- 0	2- 0				
0- 0	0- 0	0- 0	NEUTRAL	0- 0	0- 0	0- 0				
6- 4	0- 0	0- 1	NON-CONFERENCE	0- 2	0- 1	6- 0				
4- 1	0- 0	0- 0	HOME	0- 0	0- 1	4- 0				
2- 3	0- 0	0- 1	AWAY	0- 2	0- 0	2- 0				
0- 0	0- 0	0- 0	NEUTRAL	0- 0	0- 0	0- 0				
0- 0	0- 0	0- 0	CONFERENCE	0- 0	0- 0	0- 0				
0- 0	0- 0	0- 0	HOME	0- 0	0- 0	0- 0				
0- 0	0- 0	0- 0	AWAY	0- 0	0- 0	0- 0				
0- 0	0- 0	0- 0	NEUTRAL	0- 0	0- 0	0- 0				

RPI 1-25				RPI 26-50				RPI 51-100				RPI 101+				Team's RPI: 151	
RPI	S	Opponent	Score	RPI	S	Opponent	Score	RPI	S	Opponent	Score	RPI	S	Opponent	Score		
				39	A	Southern Cal i forn i a	46 77	55	A	Oregon St.	31 82	150	H	CSUN	38 53		
								99	A	Fresno St.	53 80	165	H	Missouri St.	77 73		
												196	H	San Diego St.	60 43		
												209	A	Cal St. Fullerton	64 60		
												212	H	Nevada	56 48		
												289	A	San Jose St.	62 56		
												342	H	Grand Canyon	75 55		
LAST 12 Division I GAMES:																	
				342	H	Grand Canyon	75 55	150	H	CSUN	38 53						
				289	A	San Jose St.	62 56	165	H	Missouri St.	77 73						
				99	A	Fresno St.	53 80	209	A	Cal St. Fullerton	64 60						
				55	A	Oregon St.	31 82	39	A	Southern Cal i forn i a	46 77						
								196	H	San Diego St.	60 43						
								212	H	Nevada	56 48						

Non-Div I Games: Sonoma St. 98 38

Santa Clara

Average RPI Win:	0	WON-LOST	WINNING	LAST 10	STRENGTH OF	OPP. STRENGTH	TEAM	ADJ.	CONF.	ADJ CONF.
Average RPI Loss:	167	RECORD	PCT. RANK	GAMES	SCHEDULE	OF SCHEDULE	RPI	RPI	RPI	RPI
DIV. I ONLY	0- 6	334	2-6	318	72	345	345	32	32	
DIV. I NON-CONF.	0- 6	334	0- 1	318	72	345	345	32	32	
-----										
TOTALS	RPI 1-25	RPI 26-50	W-L RECORDS	RPI 51-100	RPI 101-150	RPI 150+				
0- 6	0- 0	0- 2	OVERALL	0- 0	0- 0	0- 4				
0- 3	0- 0	0- 0	HOME	0- 0	0- 0	0- 3				
0- 3	0- 0	0- 2	AWAY	0- 0	0- 0	0- 1				
0- 0	0- 0	0- 0	NEUTRAL	0- 0	0- 0	0- 0				
0- 6	0- 0	0- 2	NON-CONFERENCE	0- 0	0- 0	0- 4				
0- 3	0- 0	0- 0	HOME	0- 0	0- 0	0- 3				
0- 3	0- 0	0- 2	AWAY	0- 0	0- 0	0- 1				
0- 0	0- 0	0- 0	NEUTRAL	0- 0	0- 0	0- 0				
0- 0	0- 0	0- 0	CONFERENCE	0- 0	0- 0	0- 0				
0- 0	0- 0	0- 0	HOME	0- 0	0- 0	0- 0				
0- 0	0- 0	0- 0	AWAY	0- 0	0- 0	0- 0				
0- 0	0- 0	0- 0	NEUTRAL	0- 0	0- 0	0- 0				

RPI 1-25				RPI 26-50				RPI 51-100				RPI 101+ Team's RPI: 345			
RPI	S	Opponent	Score	RPI	S	Opponent	Score	RPI	S	Opponent	Score	RPI	S	Opponent	Score
				36	A	South Dakota St.	49 97					208	H	Texas Southern	41 65
				42	A	DePaul	61 124					224	H	Ga. Southern	71 82
												238	H	Jacksonville	58 68
												254	A	Ole Miss	51 74
LAST 12 Division I GAMES:															
				36	A	South Dakota St.	49 97								
				254	A	Ole Miss	51 74								
				208	H	Texas Southern	41 65								
				42	A	DePaul	61 124								
				238	H	Jacksonville	58 68								
				224	H	Ga. Southern	71 82								

Non-Div I Games: Carver 101 49 Wesleyan (GA) 155 26

Savannah St.

Average RPI Win:	0	WON-LOST	WINNING	LAST 10	STRENGTH OF	OPP. STRENGTH	TEAM	ADJ.	CONF.	ADJ CONF.
Average RPI Loss:	164	RECORD	PCT. RANK	GAMES	SCHEDULE	OF SCHEDULE	RPI	RPI	RPI	RPI
DIV. I ONLY	0- 12	334	0-10	128	275	323	323	30	30	
DIV. I NON-CONF.	0- 12	334	0- 1	128	275	323	323	30	30	
-----										
TOTALS	RPI 1-25	RPI 26-50	W-L RECORDS	RPI 51-100	RPI 101-150	RPI 150+				
0- 12	0- 0	0- 0	OVERALL	0- 4	0- 2	0- 6				
0- 5	0- 0	0- 0	HOME	0- 1	0- 1	0- 3				
0- 6	0- 0	0- 0	AWAY	0- 3	0- 0	0- 3				
0- 1	0- 0	0- 0	NEUTRAL	0- 0	0- 1	0- 0				
0- 12	0- 0	0- 0	NON-CONFERENCE	0- 4	0- 2	0- 6				
0- 5	0- 0	0- 0	HOME	0- 1	0- 1	0- 3				
0- 6	0- 0	0- 0	AWAY	0- 3	0- 0	0- 3				
0- 1	0- 0	0- 0	NEUTRAL	0- 0	0- 1	0- 0				
0- 0	0- 0	0- 0	CONFERENCE	0- 0	0- 0	0- 0				
0- 0	0- 0	0- 0	HOME	0- 0	0- 0	0- 0				
0- 0	0- 0	0- 0	AWAY	0- 0	0- 0	0- 0				
0- 0	0- 0	0- 0	NEUTRAL	0- 0	0- 0	0- 0				

RPI 1-25				RPI 26-50				RPI 51-100				RPI 101+				Team's RPI : 323	
RPI	S	Opponent	Score	RPI	S	Opponent	Score	RPI	S	Opponent	Score	RPI	S	Opponent	Score		
								85	A	Utah	62	89	104	N	Arizona	54	84
								86	A	Paci fic	61	75	147	H	Northern Ariz.	58	65
								94	A	UC Davi s	59	76	155	A	Portland St.	43	68
								100	H	Washi ngton	58	69	202	H	Pepperdi ne	64	78
													209	H	Cal St. Fullerton	54	57
													212	A	Nevada	54	67
													264	A	Hawai i	51	67
													310	H	Cal Poly	50	60
LAST 12 Division I GAMES:																	
				85	A	Utah	62	89					212	A	Nevada	54	67
				155	A	Portland St.	43	68					310	H	Cal Poly	50	60
				264	A	Hawai i	51	67					94	A	UC Davi s	59	76
				104	N	Arizona	54	84					86	A	Paci fi c	61	75
				147	H	Northern Ariz.	58	65					202	H	Pepperdi ne	64	78
				209	H	Cal St. Fullerton	54	57					100	H	Washi ngton	58	69

Non-Div I Games:

Seattle U

Average RPI	Win:	260	WON-LOST	WINNING	LAST 10	STRENGTH OF	OPP. STRENGTH	TEAM	ADJ.	CONF.	ADJ CONF.
Average RPI	Loss:	38	RECORD	PCT. RANK	GAMES	SCHEDULE	OF SCHEDULE	RPI	RPI	RPI	RPI
DIV. I ONLY		8- 3		69	7-3	229	135	110	110	3	3
DIV. I NON-CONF.		8- 3		69	1- 0	229	135	110	110	3	3
-----											
TOTALS	RPI 1-25		RPI 26-50		W-L RECORDS	RPI 51-100		RPI 101-150		RPI 150+	
8- 3	0- 1		0- 1		OVERALL	1- 1		0- 0		7- 0	
6- 0	0- 0		0- 0		HOME	0- 0		0- 0		6- 0	
1- 2	0- 1		0- 1		AWAY	1- 0		0- 0		0- 0	
1- 1	0- 0		0- 0		NEUTRAL	0- 1		0- 0		1- 0	
8- 3	0- 1		0- 1		NON-CONFERENCE	1- 1		0- 0		7- 0	
6- 0	0- 0		0- 0		HOME	0- 0		0- 0		6- 0	
1- 2	0- 1		0- 1		AWAY	1- 0		0- 0		0- 0	
1- 1	0- 0		0- 0		NEUTRAL	0- 1		0- 0		1- 0	
0- 0	0- 0		0- 0		CONFERENCE	0- 0		0- 0		0- 0	
0- 0	0- 0		0- 0		HOME	0- 0		0- 0		0- 0	
0- 0	0- 0		0- 0		AWAY	0- 0		0- 0		0- 0	
0- 0	0- 0		0- 0		NEUTRAL	0- 0		0- 0		0- 0	

RPI 1-25				RPI 26-50				RPI 51-100				RPI 101+ Team's RPI: 110			
RPI	S	Opponent	Score	RPI	S	Opponent	Score	RPI	S	Opponent	Score	RPI	S	Opponent	Score
2	A	UConn	61 99	49	A	UCLA	62 78	63	N	Georgia Tech	73 84	234	H	Kennesaw St.	102 80
								87	A	Princeton	70 66	273	H	UMass Lowell	90 57
												274	N	UNC Greensboro	71 64
												287	H	UTSA	84 53
												290	H	Saint Peter's	90 47
												298	H	St. Francis Brooklyn	100 77
												336	H	Wagner	95 40
-----															
LAST 12 Division I GAMES:															
				49	A	UCLA	62 78	274	N	UNC Greensboro	71 64				
				87	A	Princeton	70 66	63	N	Georgia Tech	73 84				
				287	H	UTSA	84 53	2	A	UConn	61 99				
				234	H	Kennesaw St.	102 80	290	H	Saint Peter's	90 47				
				336	H	Wagner	95 40	273	H	UMass Lowell	90 57				
								298	H	St. Francis Brooklyn	100 77				

Non-Div I Games:

Seton Hall

S  
i  
e  
n  
a

Siena			Through Games Of Dec. 23, 2018									
Average RPI	Win:	275	WON-LOST	WINNING	LAST 10	STRENGTH OF	OPP. STRENGTH	TEAM	ADJ.	CONF.	ADJ CONF.	
Average RPI	Loss:	192	RECORD	PCT. RANK	GAMES	SCHEDULE	OF SCHEDULE	RPI	RPI	RPI	RPI	
DIV. I ONLY		4- 7		227	4-6	268	286	294	294	28	28	
DIV. I NON-CONF.		4- 7		227	1- 0	268	286	294	294	28	28	
-----												
TOTALS		RPI 1-25		RPI 26-50		W-L RECORDS		RPI 51-100		RPI 101-150		RPI 150+
4- 7		0- 0		0- 0		OVERALL		0- 1		0- 1		4- 5
2- 4		0- 0		0- 0		HOME		0- 1		0- 1		2- 2
1- 2		0- 0		0- 0		AWAY		0- 0		0- 0		1- 2
1- 1		0- 0		0- 0		NEUTRAL		0- 0		0- 0		1- 1
4- 7		0- 0		0- 0		NON-CONFERENCE		0- 1		0- 1		4- 5
2- 4		0- 0		0- 0		HOME		0- 1		0- 1		2- 2
1- 2		0- 0		0- 0		AWAY		0- 0		0- 0		1- 2
1- 1		0- 0		0- 0		NEUTRAL		0- 0		0- 0		1- 1
0- 0		0- 0		0- 0		CONFERENCE		0- 0		0- 0		0- 0
0- 0		0- 0		0- 0		HOME		0- 0		0- 0		0- 0
0- 0		0- 0		0- 0		AWAY		0- 0		0- 0		0- 0
0- 0		0- 0		0- 0		NEUTRAL		0- 0		0- 0		0- 0

S  
i  
e  
n  
a

RPI 1-25				RPI 26-50				RPI 51-100				RPI 101+ Team's RPI: 294			
RPI	S	Opponent	Score	RPI	S	Opponent	Score	RPI	S	Opponent	Score	RPI	S	Opponent	Score
								74	H	Penn	51 58	143	H	Harvard	54 73
												159	N	Drexel	39 51
												210	A	Howard	86 81
												228	H	Hofstra	50 57
												233	A	St. Bonaventure	58 74
												237	A	Sacred Heart	50 72
												239	H	Massachusetts	64 59
												269	H	Fla. Atlantic	66 70
												315	H	Colgate	55 53
												336	N	Wagner	74 71
-----															
LAST 12 Division I GAMES:															
				336	N	Wagner	74 71	228	H	Hofstra	50 57				
				210	A	Howard	86 81	239	H	Massachusetts	64 59				
				143	H	Harvard	54 73	233	A	St. Bonaventure	58 74				
				237	A	Sacred Heart	50 72	269	H	Fla. Atlantic	66 70				
				74	H	Penn	51 58	315	H	Colgate	55 53				
								159	N	Drexel	39 51				

Non-Div I Games:

Siena

Average RPI Win: 216 WON-LOST RECORD WINNING PCT. RANK LAST 10 GAMES STRENGTH OF SCHEDULE OPP. STRENGTH OF SCHEDULE TEAM RPI ADJ. RPI CONF. RPI ADJ CONF. RPI

DIV. I ONLY	9- 0	1	10-0	347	10	113	113	19	19
DIV. I NON-CONF.	9- 0	1	1- 0	347	10	113	113	19	19
TOTALS	RPI 1-25	RPI 26-50	W-L RECORDS	RPI 51-100	RPI 101-150	RPI 150+			
9- 0	0- 0	0- 0	OVERALL	1- 0	2- 0	6- 0			
3- 0	0- 0	0- 0	HOME	0- 0	0- 0	3- 0			
5- 0	0- 0	0- 0	AWAY	1- 0	1- 0	3- 0			
1- 0	0- 0	0- 0	NEUTRAL	0- 0	1- 0	0- 0			
9- 0	0- 0	0- 0	NON-CONFERENCE	1- 0	2- 0	6- 0			
3- 0	0- 0	0- 0	HOME	0- 0	0- 0	3- 0			
5- 0	0- 0	0- 0	AWAY	1- 0	1- 0	3- 0			
1- 0	0- 0	0- 0	NEUTRAL	0- 0	1- 0	0- 0			
0- 0	0- 0	0- 0	CONFERENCE	0- 0	0- 0	0- 0			
0- 0	0- 0	0- 0	HOME	0- 0	0- 0	0- 0			
0- 0	0- 0	0- 0	AWAY	0- 0	0- 0	0- 0			
0- 0	0- 0	0- 0	NEUTRAL	0- 0	0- 0	0- 0			

RPI S Opponent	RPI S Opponent	RPI S Opponent	RPI S Opponent	Team's RPI: 113
RPI 1-25	RPI 26-50	RPI 51-100	RPI 101+	Score
98 A Alabama	72 67	114 A Southern U.	53 49	
		144 N New Mexico St.	68 67	
		197 H Alabama St.	77 65	
		218 H Southern Miss.	77 68	
		272 A Central Ark.	58 50	
		280 H ETSU	81 74	
		301 A Tennessee St.	78 56	
		322 A FIU	84 77	
LAST 12 Division I GAMES:				
322 A FIU	84 77	197 H Alabama St.	77 65	
144 N New Mexico St.	68 67	98 A Alabama	72 67	
218 H Southern Miss.	77 68	301 A Tennessee St.	78 56	
		280 H ETSU	81 74	
		114 A Southern U.	53 49	
		272 A Central Ark.	58 50	

Non-Div I Games: Faulkner 97 40 Spring Hill 75 57

South Alabama

Average RPI	Win:	153	WON-LOST	WINNING	LAST 10	STRENGTH OF	OPP. STRENGTH	TEAM	ADJ.	CONF.	ADJ CONF.
Average RPI	Loss:	30	RECORD	PCT. RANK	GAMES	SCHEDULE	OF SCHEDULE	RPI	RPI	RPI	RPI
DIV. I ONLY		7- 4		102	6-4	67	19	65	65	6	6
DIV. I NON-CONF.		7- 4		102	0- 1	67	19	65	65	6	6
-----											
TOTALS	RPI 1-25		RPI 26-50		W-L RECORDS	RPI 51-100		RPI 101-150		RPI 150+	
7- 4	0- 2		0- 1		OVERALL	3- 1		0- 0		4- 0	
4- 2	0- 1		0- 1		HOME	2- 0		0- 0		2- 0	
2- 0	0- 0		0- 0		AWAY	1- 0		0- 0		1- 0	
1- 2	0- 1		0- 0		NEUTRAL	0- 1		0- 0		1- 0	
7- 4	0- 2		0- 1		NON-CONFERENCE	3- 1		0- 0		4- 0	
4- 2	0- 1		0- 1		HOME	2- 0		0- 0		2- 0	
2- 0	0- 0		0- 0		AWAY	1- 0		0- 0		1- 0	
1- 2	0- 1		0- 0		NEUTRAL	0- 1		0- 0		1- 0	
0- 0	0- 0		0- 0		CONFERENCE	0- 0		0- 0		0- 0	
0- 0	0- 0		0- 0		HOME	0- 0		0- 0		0- 0	
0- 0	0- 0		0- 0		AWAY	0- 0		0- 0		0- 0	
0- 0	0- 0		0- 0		NEUTRAL	0- 0		0- 0		0- 0	

RPI 1-25				RPI 26-50				RPI 51-100				RPI 101+			
RPI	S	Opponent	Score	RPI	S	Opponent	Score	RPI	S	Opponent	Score	RPI	S	Opponent	Score
10	H	Bayl or	69 94	43	H	Maryl and	61 85	55	N	Oregon St.	68 70	162	H	Appal achian St.	80 50
13	N	Drake	85 90					68	H	Dayton	65 55	197	A	Al abama St.	94 38
								72	A	Purdue	82 73	211	H	Templ e	88 60
								84	H	Cl emson	69 57	280	N	ETSU	101 55
-----															
LAST 12 Division I GAMES:															
13	N	Drake	85 90	10	H	Bayl or	69 94	68	H	Dayton	65 55	280	N	ETSU	101 55
55	N	Oregon St.	68 70	68	H	Dayton	65 55	43	H	Maryl and	61 85	84	H	Cl emson	69 57
211	H	Templ e	88 60	280	N	ETSU	101 55	197	A	Al abama St.	94 38				
72	A	Purdue	82 73												
162	H	Appal achian St.	80 50												

Non-Div I Games:

South Carolina



Average RPI Win:	306	WON-LOST	WINNING	LAST 10	STRENGTH OF	OPP. STRENGTH	TEAM	ADJ.	CONF.	ADJ CONF.
Average RPI Loss:	171	RECORD	PCT. RANK	GAMES	SCHEDULE	OF SCHEDULE	RPI	RPI	RPI	RPI

DIV. I ONLY	4- 7	227	6-4	289	299	293	293	32	32
DIV. I NON-CONF.	4- 7	227	0- 0	289	299	293	293	32	32
TOTALS	RPI 1-25	RPI 26-50	W-L RECORDS	RPI 51-100	RPI 101-150	RPI 150+			
4- 7	0- 0	0- 0	OVERALL	0- 1	0- 2	4- 4			
3- 1	0- 0	0- 0	HOME	0- 0	0- 0	3- 1			
1- 4	0- 0	0- 0	AWAY	0- 0	0- 2	1- 2			
0- 2	0- 0	0- 0	NEUTRAL	0- 1	0- 0	0- 1			
4- 7	0- 0	0- 0	NON-CONFERENCE	0- 1	0- 2	4- 4			
3- 1	0- 0	0- 0	HOME	0- 0	0- 0	3- 1			
1- 4	0- 0	0- 0	AWAY	0- 0	0- 2	1- 2			
0- 2	0- 0	0- 0	NEUTRAL	0- 1	0- 0	0- 1			
0- 0	0- 0	0- 0	CONFERENCE	0- 0	0- 0	0- 0			
0- 0	0- 0	0- 0	HOME	0- 0	0- 0	0- 0			
0- 0	0- 0	0- 0	AWAY	0- 0	0- 0	0- 0			
0- 0	0- 0	0- 0	NEUTRAL	0- 0	0- 0	0- 0			

RPI 1-25				RPI 26-50				RPI 51-100				RPI 101+				Team's RPI: 293			
RPI	S	Opponent	Score	RPI	S	Opponent	Score	RPI	S	Opponent	Score	RPI	S	Opponent	Score				
								58	N	Wake Forest	44	58							
												104	A	Arizona	32	73			
												106	A	Radford	31	61			
												164	N	East Carolina	63	71			
												173	A	Coastal Caro.	44	57			
												251	H	UNLV	58	49			
												252	H	Winthrop	50	58			
												303	H	USC Upstate	71	66			
												321	A	Presbyteri an	57	48			
												338	A	Col. of Charleston	51	75			
												349	H	Charleston So.	67	58			
LAST 12 Division I GAMES:																			
				164	N	East Carolina	63	71	321	A	Presbyteri an	57	48						
				58	N	Wake Forest	44	58	349	H	Charleston So.	67	58						
				251	H	UNLV	58	49	173	A	Coastal Caro.	44	57						
				252	H	Winthrop	50	58	338	A	Col. of Charleston	51	75						
				303	H	USC Upstate	71	66	106	A	Radford	31	61						
				104	A	Arizona	32	73											

Non-Div I Games: Voorhees 88 61 UNKNOWN 67 51

Average RPI Win:	122	WON-LOST	WINNING	LAST 10	STRENGTH OF	OPP. STRENGTH	TEAM	ADJ.	CONF.	ADJ CONF.
Average RPI Loss:	14	RECORD	PCT. RANK	GAMES	SCHEDULE	OF SCHEDULE	RPI	RPI	RPI	RPI
DIV. I ONLY	10- 2	36	9-1	84	5	14	14	18	18	
DIV. I NON-CONF.	10- 2	36	0- 1	84	5	14	14	18	18	
-----										
TOTALS	RPI 1-25	RPI 26-50	W-L RECORDS	RPI 51-100	RPI 101-150	RPI 150+				
10- 2	1- 2	1- 0	OVERALL	2- 0	3- 0	3- 0				
3- 0	1- 0	1- 0	HOME	0- 0	0- 0	1- 0				
4- 1	0- 1	0- 0	AWAY	2- 0	1- 0	1- 0				
3- 1	0- 1	0- 0	NEUTRAL	0- 0	2- 0	1- 0				
10- 2	1- 2	1- 0	NON-CONFERENCE	2- 0	3- 0	3- 0				
3- 0	1- 0	1- 0	HOME	0- 0	0- 0	1- 0				
4- 1	0- 1	0- 0	AWAY	2- 0	1- 0	1- 0				
3- 1	0- 1	0- 0	NEUTRAL	0- 0	2- 0	1- 0				
0- 0	0- 0	0- 0	CONFERENCE	0- 0	0- 0	0- 0				
0- 0	0- 0	0- 0	HOME	0- 0	0- 0	0- 0				
0- 0	0- 0	0- 0	AWAY	0- 0	0- 0	0- 0				
0- 0	0- 0	0- 0	NEUTRAL	0- 0	0- 0	0- 0				

RPI	S	Opponent	Score	RPI	S	Opponent	Score	RPI	S	Opponent	Score	RPI	S	Opponent	Score
8	H	Iowa St.	64 59	35	H	Green Bay	55 49	54	A	Missouri	74 61	102	A	Creighton	77 65
13	A	Drake	64 76					77	A	Montana	64 41	122	N	Grambling	67 53
15	N	Indiana	60 68									124	N	Loyola Marymount	67 40
												165	A	Missouri St.	85 74
												236	N	Wichita St.	73 64
												300	H	Incarnate Word	96 43
-----															
LAST 12 Division I GAMES:															
124	N	Loyola Marymount	67 40	15	N	Indiana	60 68	54	A	Missouri	74 61	102	A	Creighton	77 65
122	N	Grambling	67 53	77	A	Montana	64 41	236	N	Wichita St.	73 64				
54	A	Missouri	74 61	13	A	Drake	64 76	300	H	Incarnate Word	96 43				
165	A	Missouri St.	85 74	35	H	Green Bay	55 49								
35	H	Green Bay	55 49	8	H	Iowa St.	64 59								
8	H	Iowa St.	64 59												

Non-Div I Games: Bellevue 79 40 St. Mary (NE) 112 52

South Dakota

Average RPI	Win:	118	WON-LOST	WINNING	LAST 10	STRENGTH OF	OPP. STRENGTH	TEAM	ADJ.	CONF.	ADJ CONF.
Average RPI	Loss:	28	RECORD	PCT. RANK	GAMES	SCHEDULE	OF SCHEDULE	RPI	RPI	RPI	RPI
DIV. I ONLY		8- 5		114	6-4	30	26	36	36	18	18
DIV. I NON-CONF.		8- 5		114	0- 1	30	26	36	36	18	18
-----											
TOTALS	RPI 1-25		RPI 26-50		W-L RECORDS	RPI 51-100		RPI 101-150		RPI 150+	
8- 5	1- 3		1- 1		OVERALL	1- 1		4- 0		1- 0	
5- 1	1- 1		1- 0		HOME	0- 0		2- 0		1- 0	
3- 2	0- 1		0- 1		AWAY	1- 0		2- 0		0- 0	
0- 2	0- 1		0- 0		NEUTRAL	0- 1		0- 0		0- 0	
8- 5	1- 3		1- 1		NON-CONFERENCE	1- 1		4- 0		1- 0	
5- 1	1- 1		1- 0		HOME	0- 0		2- 0		1- 0	
3- 2	0- 1		0- 1		AWAY	1- 0		2- 0		0- 0	
0- 2	0- 1		0- 0		NEUTRAL	0- 1		0- 0		0- 0	
0- 0	0- 0		0- 0		CONFERENCE	0- 0		0- 0		0- 0	
0- 0	0- 0		0- 0		HOME	0- 0		0- 0		0- 0	
0- 0	0- 0		0- 0		AWAY	0- 0		0- 0		0- 0	
0- 0	0- 0		0- 0		NEUTRAL	0- 0		0- 0		0- 0	

RPI 1-25				RPI 26-50				RPI 51-100				RPI 101+			
RPI	S	Opponent	Score	RPI	S	Opponent	Score	RPI	S	Opponent	Score	RPI	S	Opponent	Score
3	H	Oregon	79 87	35	H	Green Bay	77 47	60	A	Central Mich.	80 71	102	H	Creighton	74 48
10	N	Baylor	66 72	45	A	Wyoming	70 77	64	N	Buffalo	55 61	117	H	FGCU	80 62
13	H	Drake	80 71									133	A	Montana St.	88 67
17	A	Marquette	52 91									135	A	Chattanooga	71 54
												345	H	Savannah St.	97 49
-----															
LAST 12 Division I GAMES:															
133	A	Montana St.	88 67	45	A	Wyoming	70 77	64	N	Buffalo	55 61	102	H	Creighton	74 48
345	H	Savannah St.	97 49	64	N	Buffalo	55 61	10	N	Baylor	66 72	60	A	Central Mich.	80 71
3	H	Oregon	79 87	10	N	Baylor	66 72	102	H	Creighton	74 48	117	H	FGCU	80 62
13	H	Drake	80 71	102	H	Creighton	74 48								
135	A	Chattanooga	71 54	60	A	Central Mich.	80 71								
35	H	Green Bay	77 47	117	H	FGCU	80 62								

Non-Div I Games:

South Dakota St.

Average RPI Win:	198	WON-LOST	WINNING	LAST 10	STRENGTH OF	OPP. STRENGTH	TEAM	ADJ.	CONF.	ADJ CONF.
Average RPI Loss:	80	RECORD	PCT. RANK	GAMES	SCHEDULE	OF SCHEDULE	RPI	RPI	RPI	RPI
DIV. I ONLY	9- 4	91	6-4	259	30	149	149	8	8	
DIV. I NON-CONF.	9- 4	91	0- 1	259	30	149	149	8	8	
-----										
TOTALS	RPI 1-25	RPI 26-50	W-L RECORDS	RPI 51-100	RPI 101-150	RPI 150+				
9- 4	0- 1	1- 1	OVERALL	0- 0	3- 1	5- 1				
7- 0	0- 0	0- 0	HOME	0- 0	2- 0	5- 0				
1- 0	0- 0	0- 0	AWAY	0- 0	1- 0	0- 0				
1- 4	0- 1	1- 1	NEUTRAL	0- 0	0- 1	0- 1				
9- 4	0- 1	1- 1	NON-CONFERENCE	0- 0	3- 1	5- 1				
7- 0	0- 0	0- 0	HOME	0- 0	2- 0	5- 0				
1- 0	0- 0	0- 0	AWAY	0- 0	1- 0	0- 0				
1- 4	0- 1	1- 1	NEUTRAL	0- 0	0- 1	0- 1				
0- 0	0- 0	0- 0	CONFERENCE	0- 0	0- 0	0- 0				
0- 0	0- 0	0- 0	HOME	0- 0	0- 0	0- 0				
0- 0	0- 0	0- 0	AWAY	0- 0	0- 0	0- 0				
0- 0	0- 0	0- 0	NEUTRAL	0- 0	0- 0	0- 0				

RPI 1-25				RPI 26-50				RPI 51-100				RPI 101+				Team's RPI: 149
RPI	S	Opponent	Score	RPI	S	Opponent	Score	RPI	S	Opponent	Score	RPI	S	Opponent	Score	
18	N	Kentucky	63 85	41	N	North Carolina	69 71					102	N	Creighton	76 83	
				49	N	UCLA	60 56					105	A	Ohio St.	71 47	
												122	H	Grambling	67 50	
												130	H	Oklahoma	87 70	
												158	N	Virginia	67 74	
												217	H	George Washington	63 30	
												220	H	Bethune-Cookman	88 39	
												305	H	New Hampshire	79 36	
												312	H	Vermont	102 55	
												318	H	Albany (NY)	74 37	
-----																
LAST 12 Division I GAMES:																
102	N	Creighton	76 83	158	N	Virginia	67 74									
312	H	Vermont	102 55	41	N	North Carolina	69 71									
122	H	Grambling	67 50	18	N	Kentucky	63 85									
217	H	George Washington	63 30	130	H	Oklahoma	87 70									
305	H	New Hampshire	79 36	220	H	Bethune-Cookman	88 39									
49	N	UCLA	60 56	318	H	Albany (NY)	74 37									

Non-Div I Games:

South Fla.

Average RPI Win:	313	WON-LOST	WINNING	LAST 10	STRENGTH OF	OPP. STRENGTH	TEAM	ADJ.	CONF.	ADJ CONF.
Average RPI Loss:	141	RECORD	PCT. RANK	GAMES	SCHEDULE	OF SCHEDULE	RPI	RPI	RPI	RPI
DIV. I ONLY	3- 6	240	4-6	160	335	221	221	21	21	
DIV. I NON-CONF.	3- 6	240	0- 1	160	335	221	221	21	21	
-----										
TOTALS	RPI 1-25	RPI 26-50	W-L RECORDS	RPI 51-100	RPI 101-150	RPI 150+				
3- 6	0- 1	0- 0	OVERALL	0- 0	0- 3	3- 2				
1- 1	0- 0	0- 0	HOME	0- 0	0- 0	1- 1				
2- 4	0- 1	0- 0	AWAY	0- 0	0- 2	2- 1				
0- 1	0- 0	0- 0	NEUTRAL	0- 0	0- 1	0- 0				
3- 6	0- 1	0- 0	NON-CONFERENCE	0- 0	0- 3	3- 2				
1- 1	0- 0	0- 0	HOME	0- 0	0- 0	1- 1				
2- 4	0- 1	0- 0	AWAY	0- 0	0- 2	2- 1				
0- 1	0- 0	0- 0	NEUTRAL	0- 0	0- 1	0- 0				
0- 0	0- 0	0- 0	CONFERENCE	0- 0	0- 0	0- 0				
0- 0	0- 0	0- 0	HOME	0- 0	0- 0	0- 0				
0- 0	0- 0	0- 0	AWAY	0- 0	0- 0	0- 0				
0- 0	0- 0	0- 0	NEUTRAL	0- 0	0- 0	0- 0				

RPI 1-25				RPI 26-50				RPI 51-100				RPI 101+ Team's RPI: 221			
RPI	S	Opponent	Score	RPI	S	Opponent	Score	RPI	S	Opponent	Score	RPI	S	Opponent	Score
12	A	Mississippi St.	53 88									118	A	Bradley	79 85
												126	A	Southern Ill.	40 60
												141	N	North Ala.	67 80
												167	H	Indiana St.	51 62
												262	H	Western Ill.	81 71
												282	A	Memphis	57 69
												329	A	NJIT	68 58
												348	A	Evansville	54 50
-----															
LAST 12 Division I GAMES:															
348	A	Evansville	54 50	282	A	Memphis	57 69								
167	H	Indiana St.	51 62	118	A	Bradley	79 85								
329	A	NJIT	68 58	12	A	Mississippi St.	53 88								
141	N	North Ala.	67 80												
262	H	Western Ill.	81 71												
126	A	Southern Ill.	40 60												

Non-Div I Games: Ill.-Springfield 82 46

Southeast Mo. St.

Average RPI Win: 302  
Average RPI Loss: 176

WON-LOST  
RECORD

WINNING  
PCT. RANK

LAST 10  
GAMES

STRENGTH OF  
SCHEDULE

OPP. STRENGTH  
OF SCHEDULE

TEAM  
RPI

ADJ.  
RPI

CONF.  
RPI

ADJ CONF.  
RPI

DIV. I ONLY	4- 4	159	5-5	286	328	214	214	23	23
DIV. I NON-CONF.	4- 4	159	0- 1	286	328	214	214	23	23
<hr/>									
TOTALS	RPI 1-25	RPI 26-50	W-L RECORDS	RPI 51-100	RPI 101-150	RPI 150+			
4- 4	0- 0	0- 0	OVERALL	0- 1	0- 0	4- 3			
1- 1	0- 0	0- 0	HOME	0- 0	0- 0	1- 1			
3- 3	0- 0	0- 0	AWAY	0- 1	0- 0	3- 2			
0- 0	0- 0	0- 0	NEUTRAL	0- 0	0- 0	0- 0			
4- 4	0- 0	0- 0	NON-CONFERENCE	0- 1	0- 0	4- 3			
1- 1	0- 0	0- 0	HOME	0- 0	0- 0	1- 1			
3- 3	0- 0	0- 0	AWAY	0- 1	0- 0	3- 2			
0- 0	0- 0	0- 0	NEUTRAL	0- 0	0- 0	0- 0			
0- 0	0- 0	0- 0	CONFERENCE	0- 0	0- 0	0- 0			
0- 0	0- 0	0- 0	HOME	0- 0	0- 0	0- 0			
0- 0	0- 0	0- 0	AWAY	0- 0	0- 0	0- 0			
0- 0	0- 0	0- 0	NEUTRAL	0- 0	0- 0	0- 0			

RPI 1-25				RPI 26-50				RPI 51-100				RPI 101+ Team' s RPI: 214					
RPI	S	Opponent	Score	RPI	S	Opponent	Score	RPI	S	Opponent	Score	RPI	S	Opponent	Score		
								98	A	Al abama	40	88	157	A	Loui si ana Tech	53	72
												218	H	Southern Mi ss.	52	59	
												232	A	Al abama A&M	48	51	
												235	A	SMU	63	62	
												307	A	Jackson St.	50	45	
												314	H	La. -Monroe	49	42	
												351	A	Al corn	77	59	
LAST 12 Di vi si on I GAMES:																	
				307	A	Jackson St.	50	45				218	H	Southern Mi ss.	52	59	
				235	A	SMU	63	62				314	H	La. -Monroe	49	42	
				351	A	Al corn	77	59				232	A	Al abama A&M	48	51	
				98	A	Al abama	40	88				157	A	Loui si ana Tech	53	72	

Non-Div I Games: Mobile 70 57 Xavier (LA) 47 59

Southeastern La.

Average RPI Win:	185	WON-LOST	WINNING	LAST 10	STRENGTH OF	OPP. STRENGTH	TEAM	ADJ.	CONF.	ADJ CONF.
Average RPI Loss:	37	RECORD	PCT. RANK	GAMES	SCHEDULE	OF SCHEDULE	RPI	RPI	RPI	RPI
DIV. I ONLY	10- 1	17	9-1	214	93	39	39	2	2	
DIV. I NON-CONF.	10- 1	17	1- 0	214	93	39	39	2	2	
-----										
TOTALS	RPI 1-25	RPI 26-50	W-L RECORDS	RPI 51-100	RPI 101-150	RPI 150+				
10- 1	0- 0	0- 1	OVERALL	1- 0	3- 0	6- 0				
5- 0	0- 0	0- 0	HOME	1- 0	1- 0	3- 0				
4- 1	0- 0	0- 1	AWAY	0- 0	1- 0	3- 0				
1- 0	0- 0	0- 0	NEUTRAL	0- 0	1- 0	0- 0				
10- 1	0- 0	0- 1	NON-CONFERENCE	1- 0	3- 0	6- 0				
5- 0	0- 0	0- 0	HOME	1- 0	1- 0	3- 0				
4- 1	0- 0	0- 1	AWAY	0- 0	1- 0	3- 0				
1- 0	0- 0	0- 0	NEUTRAL	0- 0	1- 0	0- 0				
0- 0	0- 0	0- 0	CONFERENCE	0- 0	0- 0	0- 0				
0- 0	0- 0	0- 0	HOME	0- 0	0- 0	0- 0				
0- 0	0- 0	0- 0	AWAY	0- 0	0- 0	0- 0				
0- 0	0- 0	0- 0	NEUTRAL	0- 0	0- 0	0- 0				

RPI 1-25				Team's RPI: 39				RPI 51-100				RPI 101+			
RPI	S	Opponent	Score	RPI	S	Opponent	Score	RPI	S	Opponent	Score	RPI	S	Opponent	Score
37	A	Texas A&M	51 71	99	H	Fresno St.	62 61	131	N	Utah St.	55 46				
								137	A	UT Arlington	73 61				
								150	H	CSUN	58 42				
								151	H	Santa Clara	77 46				
								194	H	UC Riverside	73 55				
								212	A	Nevada	72 51				
								243	A	Long Beach St.	86 50				
								251	A	UNLV	86 72				
								281	H	UC Santa Barbara	82 39				
LAST 12 Division I GAMES:															
137	A	UT Arlington	73 61	150	H	CSUN	58 42								
37	A	Texas A&M	51 71	251	A	UNLV	86 72								
281	H	UC Santa Barbara	82 39	99	H	Fresno St.	62 61								
243	A	Long Beach St.	86 50	212	A	Nevada	72 51								
194	H	UC Riverside	73 55	131	N	Utah St.	55 46								
				151	H	Santa Clara	77 46								

Non-Div I Games:

Southern California

Average RPI Win:	186	WON-LOST	WINNING	LAST 10	STRENGTH OF	OPP. STRENGTH	TEAM	ADJ.	CONF.	ADJ CONF.
Average RPI Loss:	119	RECORD	PCT. RANK	GAMES	SCHEDULE	OF SCHEDULE	RPI	RPI	RPI	RPI
DIV. I ONLY	7- 4	102	7-3	219	86	126	126	14	14	
DIV. I NON-CONF.	7- 4	102	1- 0	219	86	126	126	14	14	
-----										
TOTALS	RPI 1-25	RPI 26-50	W-L RECORDS	RPI 51-100	RPI 101-150	RPI 150+				
7- 4	0- 1	0- 0	OVERALL	1- 1	2- 0	4- 2				
5- 0	0- 0	0- 0	HOME	1- 0	1- 0	3- 0				
1- 3	0- 0	0- 0	AWAY	0- 1	0- 0	1- 2				
1- 1	0- 1	0- 0	NEUTRAL	0- 0	1- 0	0- 0				
7- 4	0- 1	0- 0	NON-CONFERENCE	1- 1	2- 0	4- 2				
5- 0	0- 0	0- 0	HOME	1- 0	1- 0	3- 0				
1- 3	0- 0	0- 0	AWAY	0- 1	0- 0	1- 2				
1- 1	0- 1	0- 0	NEUTRAL	0- 0	1- 0	0- 0				
0- 0	0- 0	0- 0	CONFERENCE	0- 0	0- 0	0- 0				
0- 0	0- 0	0- 0	HOME	0- 0	0- 0	0- 0				
0- 0	0- 0	0- 0	AWAY	0- 0	0- 0	0- 0				
0- 0	0- 0	0- 0	NEUTRAL	0- 0	0- 0	0- 0				

RPI	S	Opponent	Score	RPI	S	Opponent	Score	RPI	S	Opponent	Score	RPI	S	Opponent	Score	Team's RPI: 126
24	N	Arizona St.	38 <b>82</b>					57	H	IUPUI	78 73	115	H	Northern Ill.	82 73	
								70	A	UT Martin	94 <b>95</b>	129	N	Hartford	72 50	
												161	A	Western Ky.	76 <b>83</b>	
												199	H	Eastern Ill.	73 59	
												221	H	Southeast Mo. St.	60 40	
												222	A	Saint Louis	58 <b>62</b>	
												271	A	Murray St.	65 59	
												308	H	Marshall	58 49	
-----																
LAST 12 Division I GAMES:																
57	H	IUPUI	78 73	115	H	Northern Ill.	82 73	222	A	Saint Louis	58 <b>62</b>	24	N	Arizona St.	38 <b>82</b>	
271	A	Murray St.	65 59	129	N	Hartford	72 50	161	A	Western Ky.	76 <b>83</b>	199	H	Eastern Ill.	73 59	
199	H	Eastern Ill.	73 59	221	H	Southeast Mo. St.	60 40	271	A	Murray St.	65 59	308	H	Marshall	58 49	
221	H	Southeast Mo. St.	60 40	222	A	Saint Louis	58 <b>62</b>									
70	A	UT Martin	94 <b>95</b>													

Non-Div I Games:

Southern Ill.



Average RPI Win:	248	WON-LOST	WINNING	LAST 10	STRENGTH OF	OPP. STRENGTH	TEAM	ADJ.	CONF.	ADJ CONF.
Average RPI Loss:	93	RECORD	PCT. RANK	GAMES	SCHEDULE	OF SCHEDULE	RPI	RPI	RPI	RPI
DIV. I ONLY	6- 4	120	6-4	285	187	218	218	16	16	
DIV. I NON-CONF.	6- 4	120	1- 0	285	187	218	218	16	16	
-----										
TOTALS	RPI 1-25	RPI 26-50	W-L RECORDS	RPI 51-100	RPI 101-150	RPI 150+				
6- 4	0- 1	0- 0	OVERALL	0- 1	1- 1	5- 1				
5- 2	0- 1	0- 0	HOME	0- 0	1- 0	4- 1				
1- 2	0- 0	0- 0	AWAY	0- 1	0- 1	1- 0				
0- 0	0- 0	0- 0	NEUTRAL	0- 0	0- 0	0- 0				
6- 4	0- 1	0- 0	NON-CONFERENCE	0- 1	1- 1	5- 1				
5- 2	0- 1	0- 0	HOME	0- 0	1- 0	4- 1				
1- 2	0- 0	0- 0	AWAY	0- 1	0- 1	1- 0				
0- 0	0- 0	0- 0	NEUTRAL	0- 0	0- 0	0- 0				
0- 0	0- 0	0- 0	CONFERENCE	0- 0	0- 0	0- 0				
0- 0	0- 0	0- 0	HOME	0- 0	0- 0	0- 0				
0- 0	0- 0	0- 0	AWAY	0- 0	0- 0	0- 0				
0- 0	0- 0	0- 0	NEUTRAL	0- 0	0- 0	0- 0				

RPI 1-25				RPI 26-50				RPI 51-100				RPI 101+ Team's RPI: 218			
RPI	S	Opponent	Score	RPI	S	Opponent	Score	RPI	S	Opponent	Score	RPI	S	Opponent	Score
12	H	Mississippi St.	42 86					73	A	Tulane	54 71	113	A	South Alabama	68 77
												122	H	Grambling	68 47
												172	H	Sam Houston St.	61 65
												193	H	Samford	76 40
												214	A	Southeastern La.	59 52
												277	H	Mississippi Val.	67 60
												332	H	Northwestern St.	69 54
												351	H	Alcorn	66 47
LAST 12 Division I GAMES:															
214	A	Southeastern La.	59 52	332	H	Northwestern St.	69 54								
12	H	Mississippi St.	42 86	172	H	Sam Houston St.	61 65								
351	H	Alcorn	66 47	277	H	Mississippi Val.	67 60								
73	A	Tulane	54 71	193	H	Samford	76 40								
				113	A	South Alabama	68 77								
				122	H	Grambling	68 47								

Non-Div I Games: William Carey 74 48 Blue Mountain (MS) 84 38

Southern Miss.

Average RPI	Win:	0	WON-LOST	WINNING	LAST 10	STRENGTH OF	OPP. STRENGTH	TEAM	ADJ.	CONF.	ADJ CONF.
Average RPI	Loss:	76	RECORD	PCT. RANK	GAMES	SCHEDULE	OF SCHEDULE	RPI	RPI	RPI	RPI
DIV. I ONLY		0- 7		334	2-8	1	313	114	114	25	25
DIV. I NON-CONF.		0- 7		334	0- 0	1	313	114	114	25	25
<hr/>											
TOTALS	RPI 1-25		RPI 26-50		W-L RECORDS	RPI 51-100		RPI 101-150		RPI 150+	
0- 7	0- 3		0- 0		OVERALL	0- 2		0- 1		0- 1	
0- 1	0- 0		0- 0		HOME	0- 0		0- 1		0- 0	
0- 6	0- 3		0- 0		AWAY	0- 2		0- 0		0- 1	
0- 0	0- 0		0- 0		NEUTRAL	0- 0		0- 0		0- 0	
0- 7	0- 3		0- 0		NON-CONFERENCE	0- 2		0- 1		0- 1	
0- 1	0- 0		0- 0		HOME	0- 0		0- 1		0- 0	
0- 6	0- 3		0- 0		AWAY	0- 2		0- 0		0- 1	
0- 0	0- 0		0- 0		NEUTRAL	0- 0		0- 0		0- 0	
0- 0	0- 0		0- 0		CONFERENCE	0- 0		0- 0		0- 0	
0- 0	0- 0		0- 0		HOME	0- 0		0- 0		0- 0	
0- 0	0- 0		0- 0		AWAY	0- 0		0- 0		0- 0	
0- 0	0- 0		0- 0		NEUTRAL	0- 0		0- 0		0- 0	

RPI 1-25				RPI 26-50				RPI 51-100				RPI 101+ Team's RPI: 114			
RPI	S	Opponent	Score	RPI	S	Opponent	Score	RPI	S	Opponent	Score	RPI	S	Opponent	Score
10	A	Bayl or	49 94					83	A	TCU	40 69	113	H	South Alabama	49 53
18	A	Kentucky	41 91					95	A	Mi chi gan	35 76	192	A	Texas Tech	58 76
24	A	Ari zona St.	47 69												
<hr/>															
LAST 12 Division I GAMES:															
				95	A	Mi chi gan	35 76	18	A	Kentucky	41 91				
				192	A	Texas Tech	58 76								
				83	A	TCU	40 69								
				24	A	Ari zona St.	47 69								
				113	H	South Alabama	49 53								
				10	A	Bayl or	49 94								

Non-Div I Games: Dillard 61 63 Louisiana Col. 77 53 Wiley 89 58 Millsaps 71 36 Southern U.

Average RPI Win: 173

Average RPI Loss: 128

WON-LOST  
RECORDWINNING  
PCT. RANKLAST 10  
GAMESSTRENGTH OF  
SCHEDULEOPP. STRENGTH  
OF SCHEDULETEAM  
RPIADJ.  
RPICONF.  
RPIADJ CONF.  
RPIDIV. I ONLY  
DIV. I NON-CONF.3- 6  
3- 6240  
2403-6  
0- 179  
79210  
210203  
203203  
20311  
1111  
11

TOTALS

RPI 1-25

RPI 26-50

W-L RECORDS

RPI 51-100

RPI 101-150

RPI 150+

3- 6

0- 0

0- 0

OVERALL

1- 3

0- 1

2- 2

3- 1

0- 0

0- 0

HOME

1- 0

0- 0

2- 1

0- 5

0- 0

0- 0

AWAY

0- 3

0- 1

0- 1

0- 0

0- 0

0- 0

NEUTRAL

0- 0

0- 0

0- 0

3- 6

0- 0

0- 0

NON-CONFERENCE

1- 3

0- 1

2- 2

3- 1

0- 0

0- 0

HOME

1- 0

0- 0

2- 1

0- 5

0- 0

0- 0

AWAY

0- 3

0- 1

0- 1

0- 0

0- 0

0- 0

NEUTRAL

0- 0

0- 0

0- 0

0- 0

0- 0

0- 0

CONFERENCE

0- 0

0- 0

0- 0

0- 0

0- 0

0- 0

HOME

0- 0

0- 0

0- 0

0- 0

0- 0

0- 0

AWAY

0- 0

0- 0

0- 0

0- 0

0- 0

0- 0

NEUTRAL

0- 0

0- 0

0- 0

RPI 1-25

RPI 26-50

RPI 51-100

RPI 101+



Team's RPI: 203


RPI S Opponent Score


RPI S Opponent Score


RPI S Opponent Score


RPI S Opponent Score


56   BYU 67 64


78  Boise St. 53 88


92  UC Irvine 58 75


94  UC Davis 45 68

127  Oral Roberts 59 64



185  Denver 70 71


188  San Diego 69 59


194  UC Riverside 50 56


276  Utah Valley 60 59


LAST 12 Division I GAMES:


56   BYU 67 64


94  UC Davis 45 68


92  UC Irvine 58 75


188  San Diego 69 59

194  UC Riverside 50 56

78  Boise St. 53 88

185  Denver 70 71

276  Utah Valley 60 59

127  Oral Roberts 59 64

Non-Div I Games:

Southern Utah

Average RPI Win: 303  
Average RPI Loss: 135

WON-LOST  
RECORD

WINNING  
PCT. RANK

LAST 10  
GAMES

STRENGTH OF  
SCHEDULE

OPP. STRENGTH  
OF SCHEDULE

TEAM  
RPI

ADJ.  
RPI

CONF.  
RPI

ADJ CONF.  
RPI

DIV. I ONLY	3- 9	271	2-8	69	325	233	233	17	17
DIV. I NON-CONF.	3- 9	271	0- 1	69	325	233	233	17	17
<hr/>									
TOTALS	RPI 1-25	RPI 26-50	W-L RECORDS	RPI 51-100	RPI 101-150	RPI 150+			
3- 9	0- 0	0- 1	OVERALL	0- 2	0- 2	3- 4			
2- 3	0- 0	0- 1	HOME	0- 0	0- 0	2- 2			
1- 5	0- 0	0- 0	AWAY	0- 1	0- 2	1- 2			
0- 1	0- 0	0- 0	NEUTRAL	0- 1	0- 0	0- 0			
3- 9	0- 0	0- 1	NON-CONFERENCE	0- 2	0- 2	3- 4			
2- 3	0- 0	0- 1	HOME	0- 0	0- 0	2- 2			
1- 5	0- 0	0- 0	AWAY	0- 1	0- 2	1- 2			
0- 1	0- 0	0- 0	NEUTRAL	0- 1	0- 0	0- 0			
0- 0	0- 0	0- 0	CONFERENCE	0- 0	0- 0	0- 0			
0- 0	0- 0	0- 0	HOME	0- 0	0- 0	0- 0			
0- 0	0- 0	0- 0	AWAY	0- 0	0- 0	0- 0			
0- 0	0- 0	0- 0	NEUTRAL	0- 0	0- 0	0- 0			

RPI 1-25				RPI 26-50				RPI 51-100				RPI 101+				Team's RPI: 233
RPI	S	Opponent	Score	RPI	S	Opponent	Score	RPI	S	Opponent	Score	RPI	S	Opponent	Score	
				46	H	Bucknel I	46 77	64	A	Buffalo	43 90	107	A	Penn St.	65 80	
								71	N	Ohio	53 70	146	A	Georgia	40 67	
												152	H	Kent St.	64 76	
												185	A	Denver	62 76	
												213	A	Akron	58 67	
												228	H	Hofstra	59 67	
												288	A	Niagara	76 48	
												294	H	Siena	74 58	
												326	H	Canisius	100 94	
<hr/>																
LAST 12 Division I GAMES:																
				64	A	Buffalo	43 90	107	A	Penn St.	65 80					
				152	H	Kent St.	64 76	294	H	Siena	74 58					
				228	H	Hofstra	59 67	213	A	Akron	58 67					
				326	H	Canisius	100 94	46	H	Bucknel I	46 77					
				146	A	Georgia	40 67	185	A	Denver	62 76					
				288	A	Niagara	76 48	71	N	Ohio	53 70					

Non-Div I Games:

St. Bonaventure

Average RPI Win:

292

WON-LOST

WINNING

LAST 10

STRENGTH OF

OPP. STRENGTH

TEAM

ADJ.

CONF.

ADJ CONF.

Average RPI Loss:

228

RECORD

PCT. RANK

GAMES

SCHEDULE

OF SCHEDULE

RPI

RPI

RPI

RPI

DIV. I ONLY

5- 5

159

5-5

337

293

298

298

31

31

DIV. I NON-CONF.

5- 5

159

0- 1

337

293

298

298

31

31

TOTALS

RPI 1-25

RPI 26-50

W-L RECORDS

RPI 51-100

RPI 101-150

RPI 150+

5- 5

0- 0

0- 0

OVERALL

0- 1

0- 1

5- 3

2- 2

0- 0

0- 0

HOME

0- 1

0- 0

2- 1

2- 2

0- 0

0- 0

AWAY

0- 0

0- 1

2- 1

1- 1

0- 0

0- 0

NEUTRAL

0- 0

0- 0

1- 1

5- 5

0- 0

0- 0

NON-CONFERENCE

0- 1

0- 1

5- 3

2- 2

0- 0

0- 0

HOME

0- 1

0- 0

2- 1

2- 2

0- 0

0- 0

AWAY

0- 0

0- 1

2- 1

1- 1

0- 0

0- 0

NEUTRAL

0- 0

0- 0

1- 1

0- 0

0- 0

0- 0

CONFERENCE

0- 0

0- 0

0- 0

0- 0

0- 0

0- 0

HOME

0- 0

0- 0

0- 0

0- 0

0- 0

0- 0

AWAY

0- 0

0- 0

0- 0

0- 0

0- 0

0- 0

NEUTRAL

0- 0

0- 0

0- 0

RPI 1-25

RPI 26-50

RPI 51-100

RPI 101+

Team's RPI: 298

RPI S Opponent Score

RPI S Opponent Score

RPI S Opponent Score

RPI S Opponent Score

87 H Princeton 64 83

110 A Seton Hall 77 100

206 A Morehead St. 101 94

290 H Saint Peter's 74 70

291 A Loyola Maryland 75 70

304 N Valparaiso 76 78

318 H Albany (NY) 60 67

320 A Army West Point 57 69

331 N Chicago St. 110 73

341 H Manhattan 73 65

LAST 12 Division I GAMES:

87 H Princeton 64 83

290 H Saint Peter's 74 70

318 H Albany (NY) 60 67

291 A Loyola Maryland 75 70

331 N Chicago St. 110 73

320 A Army West Point 57 69

341 H Manhattan 73 65

110 A Seton Hall 77 100

206 A Morehead St. 101 94

304 N Valparaiso 76 78

Average RPI	Win:	232	WON-LOST	WINNING	LAST 10	STRENGTH OF	OPP. STRENGTH	TEAM	ADJ.	CONF.	ADJ CONF.
Average RPI	Loss:	43	RECORD	PCT. RANK	GAMES	SCHEDULE	OF SCHEDULE	RPI	RPI	RPI	RPI
DIV. I ONLY		7- 4		102	6-4	133	108	75	75	3	3
DIV. I NON-CONF.		7- 4		102	0- 1	133	108	75	75	3	3
-----											
TOTALS	RPI 1-25		RPI 26-50		W-L RECORDS	RPI 51-100		RPI 101-150		RPI 150+	
7- 4	0- 2		0- 0		OVERALL	1- 2		1- 0		5- 0	
2- 1	0- 1		0- 0		HOME	0- 0		1- 0		1- 0	
3- 2	0- 0		0- 0		AWAY	0- 2		0- 0		3- 0	
2- 1	0- 1		0- 0		NEUTRAL	1- 0		0- 0		1- 0	
7- 4	0- 2		0- 0		NON-CONFERENCE	1- 2		1- 0		5- 0	
2- 1	0- 1		0- 0		HOME	0- 0		1- 0		1- 0	
3- 2	0- 0		0- 0		AWAY	0- 2		0- 0		3- 0	
2- 1	0- 1		0- 0		NEUTRAL	1- 0		0- 0		1- 0	
0- 0	0- 0		0- 0		CONFERENCE	0- 0		0- 0		0- 0	
0- 0	0- 0		0- 0		HOME	0- 0		0- 0		0- 0	
0- 0	0- 0		0- 0		AWAY	0- 0		0- 0		0- 0	
0- 0	0- 0		0- 0		NEUTRAL	0- 0		0- 0		0- 0	

RPI 1-25				RPI 26-50				RPI 51-100				RPI 101+			
RPI	S	Opponent	Score	RPI	S	Opponent	Score	RPI	S	Opponent	Score	RPI	S	Opponent	Score
2	N	UConn	55 65					58	A	Wake Forest	59 64	119	H	Yale	56 52
21	H	Florida St.	53 57					72	N	Purdue	68 62	254	N	Ole Miss	64 59
								91	A	James Madison	51 64	256	A	Iona	61 35
												257	A	La Salle	83 57
												320	A	Army West Point	60 49
												343	H	Delaware St.	82 44
-----															
LAST 12 Division I GAMES:															
91	A	James Madison	51 64	58	A	Wake Forest	59 64	343	H	Delaware St.	82 44	2	N	UConn	55 65
257	A	La Salle	83 57	72	N	Purdue	68 62	320	A	Army West Point	60 49				
21	H	Florida St.	53 57												
119	H	Yale	56 52												
256	A	Iona	61 35												

Non-Div I Games:

St. John's (NY)

Average RPI Win: 129

Average RPI Loss: 16

WON-LOST  
RECORDWINNING  
PCT. RANKLAST 10  
GAMESSTRENGTH OF  
SCHEDULEOPP. STRENGTH  
OF SCHEDULETEAM  
RPIADJ.  
RPICONF.  
RPIADJ CONF.  
RPIDIV. I ONLY  
DIV. I NON-CONF.9- 1  
9- 126  
269-1  
1- 016  
16121  
1214  
44  
42  
22  
2

TOTALS

RPI 1-25

RPI 26-50

W-L RECORDS

RPI 51-100

RPI 101-150

RPI 150+

9- 1 2- 1  
4- 0 1- 0  
3- 1 1- 1  
2- 0 0- 00- 0  
0- 0  
0- 0  
0- 0OVERALL  
HOME  
AWAY  
NEUTRAL2- 0  
1- 0  
1- 0  
0- 02- 0  
1- 0  
0- 0  
1- 03- 0  
1- 0  
1- 0  
1- 09- 1 2- 1  
4- 0 1- 0  
3- 1 1- 1  
2- 0 0- 00- 0  
0- 0  
0- 0  
0- 0NON-CONFERENCE  
HOME  
AWAY  
NEUTRAL2- 0  
1- 0  
1- 0  
0- 02- 0  
1- 0  
0- 0  
1- 03- 0  
1- 0  
1- 0  
1- 00- 0 0- 0  
0- 0 0- 0  
0- 0 0- 0  
0- 0 0- 00- 0  
0- 0  
0- 0  
0- 0CONFERENCE  
HOME  
AWAY  
NEUTRAL0- 0  
0- 0  
0- 0  
0- 00- 0  
0- 0  
0- 0  
0- 00- 0  
0- 0  
0- 0  
0- 0

RPI 1-25 Team's RPI: 4

RPI	S	Opponent	Score
10	H	Bayl or	68 63
16	A	Gonzaga	73 79
25	A	Tennessee	95 85

RPI	S	Opponent	Score
-----	---	----------	-------

RPI 51-100

RPI	S	Opponent	Score
64	A	Buffal o	62 55
94	H	UC Davi s	71 43

RPI 101+

RPI	S	Opponent	Score
117	N	FGCU	88 65
139	H	Idaho	115 71
182	N	Ameri can	71 49
264	A	Hawai i	81 59
270	H	San Franci sco	96 62

LAST 12 Division I GAMES:

64	A	Buffal o	62	55	182	N	Ameri can	71	49
25	A	Tennessee	95	85	117	N	FGCU	88	65
10	H	Bayl or	68	63	270	H	San Franci sco	96	62
16	A	Gonzaga	73	79	139	H	Idaho	115	71
264	A	Hawai i	81	59	94	H	UC Davi s	71	43

Stanford

Stanford

Non-Div I Games:

Stanford

Average RPI	Win: 279	WON-LOST	WINNING	LAST 10	STRENGTH OF	OPP. STRENGTH	TEAM	ADJ.	CONF.	ADJ CONF.
Average RPI	Loss: 94	RECORD	PCT. RANK	GAMES	SCHEDULE	OF SCHEDULE	RPI	RPI	RPI	RPI
DIV. I ONLY	3- 8	264	4-6	131	146	248	248	27	27	
DIV. I NON-CONF.	3- 8	264	1- 0	131	146	248	248	27	27	
-----										
TOTALS	RPI 1-25	RPI 26-50	W-L RECORDS	RPI 51-100	RPI 101-150	RPI 150+				
3- 8	0- 2	0- 0	OVERALL	0- 4	0- 0	3- 2				
3- 1	0- 1	0- 0	HOME	0- 0	0- 0	3- 0				
0- 4	0- 1	0- 0	AWAY	0- 2	0- 0	0- 1				
0- 3	0- 0	0- 0	NEUTRAL	0- 2	0- 0	0- 1				
3- 8	0- 2	0- 0	NON-CONFERENCE	0- 4	0- 0	3- 2				
3- 1	0- 1	0- 0	HOME	0- 0	0- 0	3- 0				
0- 4	0- 1	0- 0	AWAY	0- 2	0- 0	0- 1				
0- 3	0- 0	0- 0	NEUTRAL	0- 2	0- 0	0- 1				
0- 0	0- 0	0- 0	CONFERENCE	0- 0	0- 0	0- 0				
0- 0	0- 0	0- 0	HOME	0- 0	0- 0	0- 0				
0- 0	0- 0	0- 0	AWAY	0- 0	0- 0	0- 0				
0- 0	0- 0	0- 0	NEUTRAL	0- 0	0- 0	0- 0				

RPI 1-25				RPI 26-50				RPI 51-100				RPI 101+ Team's RPI: 248			
RPI	S	Opponent	Score	RPI	S	Opponent	Score	RPI	S	Opponent	Score	RPI	S	Opponent	Score
22	H	UCF	55 78					53	A	Texas	46 65	166	A	Tulsa	54 55
25	A	Tennessee	55 65					79	N	Marist	69 76	176	H	North Dakota	74 63
								81	N	Wright St.	44 57	228	N	Hofstra	50 53
								98	A	Alabama	47 59	325	H	North Dakota St.	60 59
												337	H	Florida A&M	69 44
LAST 12 Division I GAMES:															
337	H	Florida A&M	69 44	325	H	North Dakota St.	60 59	81	N	Wright St.	44 57				
176	H	North Dakota	74 63	79	N	Marist	69 76	22	H	UCF	55 78				
53	A	Texas	46 65	25	A	Tennessee	55 65	166	A	Tulsa	54 55				
25	A	Tennessee	55 65	98	A	Alabama	47 59								
98	A	Alabama	47 59	228	N	Hofstra	50 53								

Non-Div I Games: Webber Int'l 80 52

Stetson



Average RPI		Win: 253	WON-LOST RECORD	WINNING PCT. RANK	LAST 10 GAMES	STRENGTH OF SCHEDULE	OPP. STRENGTH OF SCHEDULE	TEAM RPI	ADJ. RPI	CONF. RPI	ADJ. CONF. RPI
Loss: 69											
DIV. I ONLY			9- 2	41	9-1	295	206	108	108	24	24
DIV. I NON-CONF.			9- 2	41	0- 1	295	206	108	108	24	24
TOTALS		RPI 1-25		RPI 26-50		W-L RECORDS		RPI 51-100		RPI 101-150	RPI 150+
9- 2	0- 0			0- 0		OVERALL		0- 2		1- 0	8- 0
5- 0	0- 0			0- 0		HOME		0- 0		0- 0	5- 0
4- 2	0- 0			0- 0		AWAY		0- 2		1- 0	3- 0
0- 0	0- 0			0- 0		NEUTRAL		0- 0		0- 0	0- 0
9- 2	0- 0			0- 0		NON-CONFERENCE		0- 2		1- 0	8- 0
5- 0	0- 0			0- 0		HOME		0- 0		0- 0	5- 0
4- 2	0- 0			0- 0		AWAY		0- 2		1- 0	3- 0
0- 0	0- 0			0- 0		NEUTRAL		0- 0		0- 0	0- 0
0- 0	0- 0			0- 0		CONFERENCE		0- 0		0- 0	0- 0
0- 0	0- 0			0- 0		HOME		0- 0		0- 0	0- 0
0- 0	0- 0			0- 0		AWAY		0- 0		0- 0	0- 0
0- 0	0- 0			0- 0		NEUTRAL		0- 0		0- 0	0- 0

RPI 1-25				RPI 26-50				RPI 51-100				RPI 101+				Team's RPI : 108	
RPI	S	Opponent	Score	RPI	S	Opponent	Score	RPI	S	Opponent	Score	RPI	S	Opponent	Score		
								62	A	Rutgers	47	61	107	A	Penn St.	81	70
								76	A	Tol edo	48	80	204	H	Cornel l	63	61
													224	H	Ga. Southern	72	43
													228	H	Hofstra	77	49
													237	A	Sacred Heart	73	58
													256	A	I ona	53	51
													336	H	Wagner	70	45
													341	A	Manhattan	79	48
													344	H	Fai r l ei gh Di cki nson	63	49
LAST 12 Division I GAMES:																	
				256	A	I ona	53	51	76	A	To l e d o	48	80				
				344	H	Fai r l ei gh Di cki nson	63	49	336	H	Wagner	70	45				
				237	A	Sacred Heart	73	58	341	A	Manhattan	79	48				
				204	H	Cornel l	63	61	228	H	Hofstra	77	49				
				107	A	Penn St.	81	70	62	A	Rutgers	47	61				
				224	H	Ga. Southern	72	43									

Non-Div I Games:	SUNY New Paltz	87	50
------------------	----------------	----	----

Stony Brook

■ Loss, ■ Non-Conf, S Site, H Home A Away N Neutral

Average RPI	Win: 115	WON-LOST	WINNING	LAST 10	STRENGTH OF	OPP. STRENGTH	TEAM	ADJ.	CONF.	ADJ CONF.
Average RPI	Loss: 16	RECORD	PCT. RANK	GAMES	SCHEDULE	OF SCHEDULE	RPI	RPI	RPI	RPI
DIV. I ONLY	11- 2	34	9-1	13	103	6	6	1	1	
DIV. I NON-CONF.	11- 2	34	1- 0	13	103	6	6	1	1	
-----										
TOTALS	RPI 1-25	RPI 26-50	W-L RECORDS	RPI 51-100	RPI 101-150	RPI 150+				
11- 2	1- 1	3- 1	OVERALL	2- 0	1- 0	4- 0				
6- 0	0- 0	2- 0	HOME	0- 0	0- 0	4- 0				
0- 2	0- 1	0- 1	AWAY	0- 0	0- 0	0- 0				
5- 0	1- 0	1- 0	NEUTRAL	2- 0	1- 0	0- 0				
11- 2	1- 1	3- 1	NON-CONFERENCE	2- 0	1- 0	4- 0				
6- 0	0- 0	2- 0	HOME	0- 0	0- 0	4- 0				
0- 2	0- 1	0- 1	AWAY	0- 0	0- 0	0- 0				
5- 0	1- 0	1- 0	NEUTRAL	2- 0	1- 0	0- 0				
0- 0	0- 0	0- 0	CONFERENCE	0- 0	0- 0	0- 0				
0- 0	0- 0	0- 0	HOME	0- 0	0- 0	0- 0				
0- 0	0- 0	0- 0	AWAY	0- 0	0- 0	0- 0				
0- 0	0- 0	0- 0	NEUTRAL	0- 0	0- 0	0- 0				

RPI	S	Opponent	Score	RPI	S	Opponent	Score	RPI	S	Opponent	Score	RPI	S	Opponent	Score
3	A	Oregon	73 75	28	A	Minnesota	68 72	69	N	Kansas St.	70 61	103	N	Duquesne	87 71
22	N	UCF	57 52	37	H	Texas A&M	75 65	87	N	Princeton	92 61	154	H	Towson	98 55
				42	N	DePaul	83 81					176	H	North Dakota	85 49
				46	H	Bucknell	70 56					244	H	UMES	96 51
												288	H	Niagara	94 45
-----															
LAST 12 Division I GAMES:															
244	H	UMES	96 51	22	N	UCF	57 52	103	N	Duquesne	87 71	288	H	Niagara	94 45
154	H	Towson	98 55	46	H	Bucknell	70 56	37	H	Texas A&M	75 65	3	A	Oregon	73 75
28	A	Minnesota	68 72	87	N	Princeton	92 61								
42	N	DePaul	83 81	69	N	Kansas St.	70 61								

Non-Div I Games:

Syracuse

Average RPI Win:	200	WON-LOST	WINNING	LAST 10	STRENGTH OF	OPP. STRENGTH	TEAM	ADJ.	CONF.	ADJ CONF.
Average RPI Loss:	56	RECORD	PCT. RANK	GAMES	SCHEDULE	OF SCHEDULE	RPI	RPI	RPI	RPI
DIV. I ONLY	9- 1	26	9-1	298	48	83	83	5	5	
DIV. I NON-CONF.	9- 1	26	1- 0	298	48	83	83	5	5	
-----										
TOTALS	RPI 1-25	RPI 26-50	W-L RECORDS	RPI 51-100	RPI 101-150	RPI 150+				
9- 1	0- 0	0- 0	OVERALL	0- 1	3- 0	6- 0				
7- 0	0- 0	0- 0	HOME	0- 0	3- 0	4- 0				
2- 0	0- 0	0- 0	AWAY	0- 0	0- 0	2- 0				
0- 1	0- 0	0- 0	NEUTRAL	0- 1	0- 0	0- 0				
9- 1	0- 0	0- 0	NON-CONFERENCE	0- 1	3- 0	6- 0				
7- 0	0- 0	0- 0	HOME	0- 0	3- 0	4- 0				
2- 0	0- 0	0- 0	AWAY	0- 0	0- 0	2- 0				
0- 1	0- 0	0- 0	NEUTRAL	0- 1	0- 0	0- 0				
0- 0	0- 0	0- 0	CONFERENCE	0- 0	0- 0	0- 0				
0- 0	0- 0	0- 0	HOME	0- 0	0- 0	0- 0				
0- 0	0- 0	0- 0	AWAY	0- 0	0- 0	0- 0				
0- 0	0- 0	0- 0	NEUTRAL	0- 0	0- 0	0- 0				

RPI 1-25				RPI 26-50				RPI 51-100				RPI 101+			
RPI	S	Opponent	Score	RPI	S	Opponent	Score	RPI	S	Opponent	Score	RPI	S	Opponent	Score
								56	N	BYU	58 61	103	H	Duquesne	61 48
												114	H	Southern U.	69 40
												133	H	Montana St.	71 49
												172	H	Sam Houston St.	72 59
												196	A	San Diego St.	81 64
												235	H	SMU	65 63
												254	A	Ole Miss	55 50
												277	H	Mississippi Val.	96 47
												320	H	Army West Point	63 38
-----															
Team's RPI: 83															
LAST 12 Division I GAMES:															
320	H	Army West Point	63 38	172	H	Sam Houston St.	72 59	56	N	BYU	58 61	103	H	Duquesne	61 48
254	A	Ole Miss	55 50	114	H	Southern U.	69 40								
196	A	San Diego St.	81 64	133	H	Montana St.	71 49								
56	N	BYU	58 61												
235	H	SMU	65 63												
277	H	Mississippi Val.	96 47												

Non-Div I Games:

TCU

Average RPI Win: 291      WON-LOST      WINNING      LAST 10  
Average RPI Loss: 85      RECORD      PCT. RANK      GAMES      STRENGTH OF      OPP. STRENGTH      TEAM      ADJ.      CONF.      ADJ CONF.  
SCHEDULE      OF SCHEDULE      RPI      RPI      RPI      RPI

DIV. I ONLY	3- 7	253	3-7	171	90	211	211	8	8
DIV. I NON-CONF.	3- 7	253	0- 1	171	90	211	211	8	8
TOTALS	RPI 1-25	RPI 26-50	W-L RECORDS	RPI 51-100	RPI 101-150	RPI 150+			
3- 7	0- 1	0- 2	OVERALL	0- 2	0- 1	3- 1			
2- 0	0- 0	0- 0	HOME	0- 0	0- 0	2- 0			
1- 6	0- 1	0- 2	AWAY	0- 2	0- 0	1- 1			
0- 1	0- 0	0- 0	NEUTRAL	0- 0	0- 1	0- 0			
3- 7	0- 1	0- 2	NON-CONFERENCE	0- 2	0- 1	3- 1			
2- 0	0- 0	0- 0	HOME	0- 0	0- 0	2- 0			
1- 6	0- 1	0- 2	AWAY	0- 2	0- 0	1- 1			
0- 1	0- 0	0- 0	NEUTRAL	0- 0	0- 1	0- 0			
0- 0	0- 0	0- 0	CONFERENCE	0- 0	0- 0	0- 0			
0- 0	0- 0	0- 0	HOME	0- 0	0- 0	0- 0			
0- 0	0- 0	0- 0	AWAY	0- 0	0- 0	0- 0			
0- 0	0- 0	0- 0	NEUTRAL	0- 0	0- 0	0- 0			

RPI	S	Opponent	Score	RPI	S	Opponent	Score	RPI	S	Opponent	Score	RPI	S	Opponent	Score	Team's RPI: 211
20	A	Miami (FL)	61 73	29	A	Villanova	68 76	65	A	South Carolina	60 88	106	N	Radford	50 56	
				42	A	DePaul	88 102	79	A	Marist	68 74	254	A	Ole Miss	55 62	
												256	H	Iona	59 39	
												275	A	Saint Joseph's	58 52	
												343	H	Delaware St.	75 61	
LAST 12 Division I GAMES:																
106	N	Radford	50 56	65	A	South Carolina	60 88	29	A	Villanova	68 76	254	A	Ole Miss	55 62	
79	A	Marist	68 74	42	A	DePaul	88 102	20	A	Miami (FL)	61 73	256	H	Iona	59 39	
275	A	Saint Joseph's	58 52													
343	H	Delaware St.	75 61													

Non-Div I Games:

Temple

Average RPI	Win:	194	WON-LOST	WINNING	LAST 10	STRENGTH OF	OPP. STRENGTH	TEAM	ADJ.	CONF.	ADJ CONF.
Average RPI	Loss:	4	RECORD	PCT. RANK	GAMES	SCHEDULE	OF SCHEDULE	RPI	RPI	RPI	RPI
DIV. I ONLY		9- 1	26	9-1	71	181	25	25	6	6	
DIV. I NON-CONF.		9- 1	26	1- 0	71	181	25	25	6	6	
-----											
TOTALS	RPI 1-25		RPI 26-50		W-L RECORDS		RPI 51-100		RPI 101-150		RPI 150+
9- 1	0- 1		0- 0		OVERALL		2- 0		2- 0		5- 0
5- 1	0- 1		0- 0		HOME		0- 0		0- 0		5- 0
2- 0	0- 0		0- 0		AWAY		1- 0		1- 0		0- 0
2- 0	0- 0		0- 0		NEUTRAL		1- 0		1- 0		0- 0
9- 1	0- 1		0- 0		NON-CONFERENCE		2- 0		2- 0		5- 0
5- 1	0- 1		0- 0		HOME		0- 0		0- 0		5- 0
2- 0	0- 0		0- 0		AWAY		1- 0		1- 0		0- 0
2- 0	0- 0		0- 0		NEUTRAL		1- 0		1- 0		0- 0
0- 0	0- 0		0- 0		CONFERENCE		0- 0		0- 0		0- 0
0- 0	0- 0		0- 0		HOME		0- 0		0- 0		0- 0
0- 0	0- 0		0- 0		AWAY		0- 0		0- 0		0- 0
0- 0	0- 0		0- 0		NEUTRAL		0- 0		0- 0		0- 0

RPI	S	Opponent	Score	RPI	S	Opponent	Score	RPI	S	Opponent	Score	RPI	S	Opponent	Score
4	H	Stanford	85 95					53	A	Texas	88 82	112	A	Oklahoma St.	76 63
								84	N	Clemson	78 66	136	N	UAB	73 69
												177	H	UNC Asheville	73 46
												248	H	Stetson	65 55
												280	H	ETSU	80 61
												321	H	Presbyterian	97 49
												337	H	Florida A&M	96 31
-----															
LAST 12 Division I GAMES:															
136	N	UAB	73 69	280	H	ETSU	80 61	4	H	Stanford	85 95				
337	H	Florida A&M	96 31					53	A	Texas	88 82				
177	H	UNC Asheville	73 46	248	H	Stetson	65 55								
321	H	Presbyterian	97 49	112	A	Oklahoma St.	76 63								
				84	N	Clemson	78 66								

Non-Div I Games:

Tennessee

Average RPI Win:	0	WON-LOST	WINNING	LAST 10	STRENGTH OF	OPP. STRENGTH	TEAM	ADJ.	CONF.	ADJ CONF.
Average RPI Loss:	165	RECORD	PCT. RANK	GAMES	SCHEDULE	OF SCHEDULE	RPI	RPI	RPI	RPI
DIV. I ONLY	0- 12	334	0-10	70	271	301	301	21	21	
DIV. I NON-CONF.	0- 12	334	0- 1	70	271	301	301	21	21	
-----										
TOTALS	RPI 1-25	RPI 26-50	W-L RECORDS	RPI 51-100	RPI 101-150	RPI 150+				
0- 12	0- 1	0- 2	OVERALL	0- 0	0- 2	0- 7				
0- 1	0- 0	0- 0	HOME	0- 0	0- 1	0- 0				
0- 8	0- 1	0- 1	AWAY	0- 0	0- 0	0- 6				
0- 3	0- 0	0- 1	NEUTRAL	0- 0	0- 1	0- 1				
0- 12	0- 1	0- 2	NON-CONFERENCE	0- 0	0- 2	0- 7				
0- 1	0- 0	0- 0	HOME	0- 0	0- 1	0- 0				
0- 8	0- 1	0- 1	AWAY	0- 0	0- 0	0- 6				
0- 3	0- 0	0- 1	NEUTRAL	0- 0	0- 1	0- 1				
0- 0	0- 0	0- 0	CONFERENCE	0- 0	0- 0	0- 0				
0- 0	0- 0	0- 0	HOME	0- 0	0- 0	0- 0				
0- 0	0- 0	0- 0	AWAY	0- 0	0- 0	0- 0				
0- 0	0- 0	0- 0	NEUTRAL	0- 0	0- 0	0- 0				

RPI 1-25				RPI 26-50				RPI 51-100				RPI 101+				Team's RPI: 301
RPI	S	Opponent	Score	RPI	S	Opponent	Score	RPI	S	Opponent	Score	RPI	S	Opponent	Score	
9	A	Louisville	52 107	42	A	DePaul	73 95					113	H	South Alabama	56 78	
				48	N	Arkansas	55 79					120	N	Pittsburgh	56 78	
												171	A	Vanderbilt	63 89	
												179	N	Wisconsin	53 58	
												181	A	Troy	67 92	
												232	A	Alabama A&M	57 67	
												258	A	Ball St.	51 90	
												308	A	Marshall	59 80	
												317	A	Lipscomb	62 64	
-----																
LAST 12 Division I GAMES:																
258	A	Ball St.	51 90	9	A	Louisville	52 107	113	H	South Alabama	56 78					
42	A	DePaul	73 95					120	N	Pittsburgh	56 78					
308	A	Marshall	59 80					179	N	Wisconsin	53 58					
181	A	Troy	67 92					48	N	Arkansas	55 79					
232	A	Alabama A&M	57 67					171	A	Vanderbilt	63 89					
317	A	Lipscomb	62 64													

Non-Div I Games:

Tennessee St.

Average RPI Win:	238	WON-LOST	WINNING	LAST 10	STRENGTH OF	OPP. STRENGTH	TEAM	ADJ.	CONF.	ADJ CONF.
Average RPI Loss:	54	RECORD	PCT. RANK	GAMES	SCHEDULE	OF SCHEDULE	RPI	RPI	RPI	RPI
DIV. I ONLY	6- 3	94	7-3	170	173	88	88	21	21	
DIV. I NON-CONF.	6- 3	94	1- 0	170	173	88	88	21	21	
-----										
TOTALS	RPI 1-25	RPI 26-50	W-L RECORDS	RPI 51-100	RPI 101-150	RPI 150+				
6- 3	0- 0	0- 2	OVERALL	1- 1	0- 0	5- 0				
3- 0	0- 0	0- 0	HOME	1- 0	0- 0	2- 0				
3- 2	0- 0	0- 1	AWAY	0- 1	0- 0	3- 0				
0- 1	0- 0	0- 1	NEUTRAL	0- 0	0- 0	0- 0				
6- 3	0- 0	0- 2	NON-CONFERENCE	1- 1	0- 0	5- 0				
3- 0	0- 0	0- 0	HOME	1- 0	0- 0	2- 0				
3- 2	0- 0	0- 1	AWAY	0- 1	0- 0	3- 0				
0- 1	0- 0	0- 1	NEUTRAL	0- 0	0- 0	0- 0				
0- 0	0- 0	0- 0	CONFERENCE	0- 0	0- 0	0- 0				
0- 0	0- 0	0- 0	HOME	0- 0	0- 0	0- 0				
0- 0	0- 0	0- 0	AWAY	0- 0	0- 0	0- 0				
0- 0	0- 0	0- 0	NEUTRAL	0- 0	0- 0	0- 0				

RPI 1-25				RPI 26-50				RPI 51-100				Team's RPI : 88				RPI 101+			
RPI	S	Opponent	Score	RPI	S	Opponent	Score	RPI	S	Opponent	Score	RPI	S	Opponent	Score	RPI	S	Opponent	Score
				26	N	Old Domini on	73 80	51	H	Mi ddle Tenn.	68 64	177	H	UNC Asheville	60 53				
				48	A	Arkansas	42 65	89	A	Xavier	60 70	236	A	Wichi ta St.	55 45				
												295	H	Western Caro.	77 58				
												317	A	Lipscomb	67 52				
												349	A	Charleston So.	77 55				
LAST 12 Division I GAMES:																			
				317	A	Lipscomb	67 52	236	A	Wichi ta St.	55 45								
				177	H	UNC Asheville	60 53	26	N	Old Domini on	73 80								
				48	A	Arkansas	42 65	349	A	Charleston So.	77 55								
								295	H	Western Caro.	77 58								
								51	H	Mi ddle Tenn.	68 64								
								89	A	Xavier	60 70								

Non-Div I Games: Cumberland (TN) 88 55

Tennessee Tech

Average RPI Win: **206**  
 Average RPI Loss: **19**

WON-LOST  
RECORD

WINNING  
PCT. RANK

LAST 10  
GAMES

STRENGTH OF  
SCHEDULE

OPP. STRENGTH  
OF SCHEDULE

TEAM  
RPI

ADJ.  
RPI

CONF.  
RPI

ADJ CONF.  
RPI

DIV. I ONLY	9- 2	41	8-2	112	154	53	53	5	5
DIV. I NON-CONF.	9- 2	41	2- 0	112	154	53	53	5	5
TOTALS	RPI 1-25	RPI 26-50	W-L RECORDS	RPI 51-100	RPI 101-150	RPI 150+			
9- 2	0- 2	0- 0	OVERALL	2- 0	2- 0	5- 0			
4- 2	0- 2	0- 0	HOME	0- 0	1- 0	3- 0			
2- 0	0- 0	0- 0	AWAY	0- 0	0- 0	2- 0			
3- 0	0- 0	0- 0	NEUTRAL	2- 0	1- 0	0- 0			
9- 2	0- 2	0- 0	NON-CONFERENCE	2- 0	2- 0	5- 0			
4- 2	0- 2	0- 0	HOME	0- 0	1- 0	3- 0			
2- 0	0- 0	0- 0	AWAY	0- 0	0- 0	2- 0			
3- 0	0- 0	0- 0	NEUTRAL	2- 0	1- 0	0- 0			
0- 0	0- 0	0- 0	CONFERENCE	0- 0	0- 0	0- 0			
0- 0	0- 0	0- 0	HOME	0- 0	0- 0	0- 0			
0- 0	0- 0	0- 0	AWAY	0- 0	0- 0	0- 0			
0- 0	0- 0	0- 0	NEUTRAL	0- 0	0- 0	0- 0			

RPI	S	Opponent	Score	RPI	S	Opponent	Score	RPI	S	Opponent	Score	RPI	S	Opponent	Score
12	H	Mississippi St.	49 67					61	N	Quinnipiac	56 55	103	H	Duquesne	78 41
25	H	Tennessee	82 88					95	N	Michigan	69 52	145	N	Fordham	72 54
												248	H	Stetson	65 46
												261	A	North Texas	64 54
												287	H	UTSA	98 54
												324	H	McNeese	96 40
												327	A	UTRGV	81 66
LAST 12 Division I GAMES:															
145	N	Fordham	72 54	287	H	UTSA	98 54								
95	N	Michigan	69 52	61	N	Quinnipiac	56 55								
327	A	UTRGV	81 66	324	H	McNeese	96 40								
248	H	Stetson	65 46	261	A	North Texas	64 54								
25	H	Tennessee	82 88	103	H	Duquesne	78 41								
12	H	Mississippi St.	49 67												

Non-Div I Games:

Texas



Average RPI	Win:	152	WON-LOST	WINNING	LAST 10	STRENGTH OF	OPP. STRENGTH	TEAM	ADJ.	CONF.	ADJ CONF.
Average RPI	Loss:	19	RECORD	PCT. RANK	GAMES	SCHEDULE	OF SCHEDULE	RPI	RPI	RPI	RPI
DIV. I ONLY		10- 2		36	8-2	142	44	37	37	6	6
DIV. I NON-CONF.		10- 2		36	1- 0	142	44	37	37	6	6
-----											
TOTALS	RPI 1-25		RPI 26-50		W-L RECORDS	RPI 51-100		RPI 101-150		RPI 150+	
10- 2	0- 1		1- 1		OVERALL	2- 0		2- 0		5- 0	
6- 1	0- 0		1- 1		HOME	1- 0		0- 0		4- 0	
2- 1	0- 1		0- 0		AWAY	0- 0		2- 0		0- 0	
2- 0	0- 0		0- 0		NEUTRAL	1- 0		0- 0		1- 0	
10- 2	0- 1		1- 1		NON-CONFERENCE	2- 0		2- 0		5- 0	
6- 1	0- 0		1- 1		HOME	1- 0		0- 0		4- 0	
2- 1	0- 1		0- 0		AWAY	0- 0		2- 0		0- 0	
2- 0	0- 0		0- 0		NEUTRAL	1- 0		0- 0		1- 0	
0- 0	0- 0		0- 0		CONFERENCE	0- 0		0- 0		0- 0	
0- 0	0- 0		0- 0		HOME	0- 0		0- 0		0- 0	
0- 0	0- 0		0- 0		AWAY	0- 0		0- 0		0- 0	
0- 0	0- 0		0- 0		NEUTRAL	0- 0		0- 0		0- 0	

RPI 1-25				RPI 26-50				Team's RPI: 37				RPI 51-100				RPI 101+			
RPI	S	Opponent	Score	RPI	S	Opponent	Score	RPI	S	Opponent	Score	RPI	S	Opponent	Score	RPI	S	Opponent	Score
6	A	Syracuse	65 75	32	H	Lamar University	68 74	55	N	Oregon St.	76 70	121	A	Houston	68 52				
				39	H	Southern California	71 51	97	H	Rice	65 54	148	A	Little Rock	61 40				
												174	H	Prairie View	70 57				
												184	H	Arkansas St.	97 56				
												194	N	UC Riverside	70 63				
												238	H	Jacksonville	73 53				
												272	H	Central Ark.	84 27				
LAST 12 Division I GAMES:																			
				39	H	Southern California	71 51	174	H	Prairie View	70 57								
				55	N	Oregon St.	76 70	184	H	Arkansas St.	97 56								
				194	N	UC Riverside	70 63	148	A	Little Rock	61 40								
				272	H	Central Ark.	84 27	6	A	Syracuse	65 75								
				121	A	Houston	68 52	238	H	Jacksonville	73 53								
				32	H	Lamar University	68 74	97	H	Rice	65 54								

Non-Div I Games:

Texas A&amp;M

Average RPI Win:	336	WON-LOST	WINNING	LAST 10	STRENGTH OF	OPP. STRENGTH	TEAM	ADJ.	CONF.	ADJ CONF.
Average RPI Loss:	111	RECORD	PCT. RANK	GAMES	SCHEDULE	OF SCHEDULE	RPI	RPI	RPI	RPI
DIV. I ONLY	2- 7	286	4-6	96	322	208	208	25	25	
DIV. I NON-CONF.	2- 7	286	0- 1	96	322	208	208	25	25	
-----										
TOTALS	RPI 1-25	RPI 26-50	W-L RECORDS	RPI 51-100	RPI 101-150	RPI 150+				
2- 7	0- 0	0- 1	OVERALL	0- 3	0- 1	2- 2				
0- 0	0- 0	0- 0	HOME	0- 0	0- 0	0- 0				
2- 5	0- 0	0- 1	AWAY	0- 3	0- 0	2- 1				
0- 2	0- 0	0- 0	NEUTRAL	0- 0	0- 1	0- 1				
2- 7	0- 0	0- 1	NON-CONFERENCE	0- 3	0- 1	2- 2				
0- 0	0- 0	0- 0	HOME	0- 0	0- 0	0- 0				
2- 5	0- 0	0- 1	AWAY	0- 3	0- 0	2- 1				
0- 2	0- 0	0- 0	NEUTRAL	0- 0	0- 1	0- 1				
0- 0	0- 0	0- 0	CONFERENCE	0- 0	0- 0	0- 0				
0- 0	0- 0	0- 0	HOME	0- 0	0- 0	0- 0				
0- 0	0- 0	0- 0	AWAY	0- 0	0- 0	0- 0				
0- 0	0- 0	0- 0	NEUTRAL	0- 0	0- 0	0- 0				

RPI 1-25				RPI 26-50				RPI 51-100				RPI 101+ Team's RPI: 208			
RPI	S	Opponent	Score	RPI	S	Opponent	Score	RPI	S	Opponent	Score	RPI	S	Opponent	Score
				33	A	Michigan St.	45 91	66	A	SFA	55 74	142	N	Abilene Christian	39 81
								73	A	Tulane	56 62	175	N	Nicholls St.	57 58
								97	A	Rice	71 76	192	A	Texas Tech	55 75
												327	A	UTRGV	69 55
												345	A	Savannah St.	65 41
LAST 12 Division I GAMES:															
				66	A	SFA	55 74	192	A	Texas Tech	55 75				
				327	A	UTRGV	69 55	97	A	Rice	71 76				
				33	A	Michigan St.	45 91	73	A	Tulane	56 62				
				345	A	Savannah St.	65 41								
				175	N	Nicholls St.	57 58								
				142	N	Abilene Christian	39 81								

Non-Div I Games:      Huston-Tillotson      72      36      Paul Quinn      83      54

Texas Southern

Average RPI Win: 263

Average RPI Loss: 80

WON-LOST  
RECORDWINNING  
PCT. RANKLAST 10  
GAMESSTRENGTH OF  
SCHEDULEOPP. STRENGTH  
OF SCHEDULETEAM  
RPIADJ.  
RPICONF.  
RPIADJ CONF.  
RPIDIV. I ONLY  
DIV. I NON-CONF.3- 7  
3- 7253  
2534-6  
0- 183  
83150  
150183  
183183  
18319  
1919  
19

TOTALS

RPI 1-25

RPI 26-50

W-L RECORDS

RPI 51-100

RPI 101-150

RPI 150+

3- 7 0- 1

1- 2 0- 0

2- 4 0- 1

0- 1 0- 0

0- 1

0- 0

0- 0

0- 1

OVERALL

HOME

AWAY

NEUTRAL

0- 2

0- 0

0- 2

0- 0

0- 3

0- 2

0- 1

0- 0

3- 0

1- 0

2- 0

0- 0

3- 7 0- 1

1- 2 0- 0

2- 4 0- 1

0- 1 0- 0

0- 1

0- 0

0- 0

0- 1

NON-CONFERENCE

HOME

AWAY

NEUTRAL

0- 2

0- 0

0- 2

0- 0

0- 3

0- 2

0- 1

0- 0

3- 0

1- 0

2- 0

0- 0

0- 0 0- 0

0- 0 0- 0

0- 0 0- 0

0- 0 0- 0

0- 0

0- 0

0- 0

0- 0

CONFERENCE

HOME

AWAY

NEUTRAL

0- 0

0- 0

0- 0

0- 0

0- 0

0- 0

0- 0

0- 0

0- 0

0- 0

0- 0

0- 0

RPI 1-25

RPI 26-50

RPI 51-100

RPI 101+

Team's RPI: 183

RPI S Opponent Score  
23 A New Mexico 51 82RPI S Opponent Score  
40 N Saint Mary's (CA) 62 89RPI S Opponent Score  
54 A Missouri 50 69  
73 A Tulane 61 67RPI S Opponent Score  
112 A Oklahoma St. 55 66  
127 H Oral Roberts 64 81  
133 H Montana St. 59 67  
175 H Nicholls St. 72 67  
287 A UTSA 68 60  
328 A A&M-Corpus Christi 60 53

LAST 12 Division I GAMES:

54 A Missouri	50 69	73 A Tulane	61 67
112 A Oklahoma St.	55 66	133 H Montana St.	59 67
328 A A&M-Corpus Christi	60 53	175 H Nicholls St.	72 67
127 H Oral Roberts	64 81	40 N Saint Mary's (CA)	62 89
287 A UTSA	68 60		
23 A New Mexico	51 82		

Non-Div I Games:

UNKNOWN

92 39

Texas St.

Average RPI Win: 213

Average RPI Loss: 182

WON-LOST  
RECORDWINNING  
PCT. RANKLAST 10  
GAMESSTRENGTH OF  
SCHEDULEOPP. STRENGTH  
OF SCHEDULETEAM  
RPIADJ.  
RPICONF.  
RPIADJ CONF.  
RPIDIV. I ONLY  
DIV. I NON-CONF.8- 2  
8- 250  
508-2  
1- 0336  
33667  
67192  
192192  
1925  
55  
5

TOTALS

RPI 1-25

RPI 26-50

W-L RECORDS

RPI 51-100

RPI 101-150

RPI 150+

8- 2

0- 0

0- 0

OVERALL

1- 0

1- 1

6- 1

7- 1

0- 0

0- 0

HOME

1- 0

1- 1

5- 0

1- 1

0- 0

0- 0

AWAY

0- 0

0- 0

1- 1

0- 0

0- 0

0- 0

NEUTRAL

0- 0

0- 0

0- 0

8- 2

0- 0

0- 0

NON-CONFERENCE

1- 0

1- 1

6- 1

7- 1

0- 0

0- 0

HOME

1- 0

1- 1

5- 0

1- 1

0- 0

0- 0

AWAY

0- 0

0- 0

1- 1

0- 0

0- 0

0- 0

NEUTRAL

0- 0

0- 0

0- 0

0- 0

0- 0

0- 0

CONFERENCE

0- 0

0- 0

0- 0

0- 0

0- 0

0- 0

HOME

0- 0

0- 0

0- 0

0- 0

0- 0

0- 0

AWAY

0- 0

0- 0

0- 0

0- 0

0- 0

0- 0

NEUTRAL

0- 0

0- 0

0- 0

RPI 1-25

RPI 26-50

RPI 51-100

RPI 101+

Team's RPI: 192

RPI S Opponent Score

RPI S Opponent Score

RPI S Opponent Score

RPI S Opponent Score

RPI S Opponent Score

RPI S Opponent Score

RPI S Opponent Score

RPI S Opponent Score

RPI S Opponent Score

RPI S Opponent Score

RPI S Opponent Score

RPI S Opponent Score

RPI S Opponent Score

RPI S Opponent Score

RPI S Opponent Score

RPI S Opponent Score

RPI S Opponent Score

RPI S Opponent Score

RPI S Opponent Score

RPI S Opponent Score

RPI S Opponent Score

RPI S Opponent Score

RPI S Opponent Score

RPI S Opponent Score

RPI S Opponent Score

RPI S Opponent Score

RPI S Opponent Score

RPI S Opponent Score

RPI S Opponent Score

RPI S Opponent Score

RPI S Opponent Score

RPI S Opponent Score

RPI S Opponent Score

RPI S Opponent Score

RPI S Opponent Score

RPI S Opponent Score

RPI S Opponent Score

RPI S Opponent Score

RPI S Opponent Score

RPI S Opponent Score

LAST 12 Division I GAMES:

328 H A&M-Corpus Christi 78 61  
 139 H Idaho 77 88  
 314 H La. -Monroe 86 42  
 168 H Jacksonville St. 71 58

208 H Texas Southern 75 55  
 114 H Southern U. 76 58  
 212 A Nevada 86 67  
 225 A Florida 67 72  
 66 H SFA 77 69  
 292 H Houston Baptist 82 76

114 H Southern U. 76 58  
 139 H Idaho 77 88  
 168 H Jacksonville St. 71 58  
 208 H Texas Southern 75 55  
 212 A Nevada 86 67  
 225 A Florida 67 72  
 292 H Houston Baptist 82 76  
 314 H La. -Monroe 86 42  
 328 H A&M-Corpus Christi 78 61

T  
e  
x  
a  
s  
T  
e  
c  
hT  
e  
x  
a  
s  
T  
e  
c  
h

Non-Div I Games:

Texas Tech

Average RPI Win:	209	WON-LOST	WINNING	LAST 10	STRENGTH OF	OPP. STRENGTH	TEAM	ADJ.	CONF.	ADJ CONF.
Average RPI Loss:	36	RECORD	PCT. RANK	GAMES	SCHEDULE	OF SCHEDULE	RPI	RPI	RPI	RPI

DIV. I ONLY	8- 3	69	8-2	211	33	76	76	10	10
DIV. I NON-CONF.	8- 3	69	1- 0	211	33	76	76	10	10
TOTALS	RPI 1-25	RPI 26-50	W-L RECORDS	RPI 51-100	RPI 101-150	RPI 150+			
8- 3	0- 1	1- 1	OVERALL	0- 1	2- 0	5- 0			
4- 1	0- 1	0- 0	HOME	0- 0	2- 0	2- 0			
4- 2	0- 0	1- 1	AWAY	0- 1	0- 0	3- 0			
0- 0	0- 0	0- 0	NEUTRAL	0- 0	0- 0	0- 0			
8- 3	0- 1	1- 1	NON-CONFERENCE	0- 1	2- 0	5- 0			
4- 1	0- 1	0- 0	HOME	0- 0	2- 0	2- 0			
4- 2	0- 0	1- 1	AWAY	0- 1	0- 0	3- 0			
0- 0	0- 0	0- 0	NEUTRAL	0- 0	0- 0	0- 0			
0- 0	0- 0	0- 0	CONFERENCE	0- 0	0- 0	0- 0			
0- 0	0- 0	0- 0	HOME	0- 0	0- 0	0- 0			
0- 0	0- 0	0- 0	AWAY	0- 0	0- 0	0- 0			
0- 0	0- 0	0- 0	NEUTRAL	0- 0	0- 0	0- 0			

RPI S Opponent Score	RPI S Opponent Score	RPI S Opponent Score	RPI S Opponent Score
1 H Notre Dame 56 72	38 A Maine 59 73	68 A Dayton 49 70	103 H Duquesne 65 52
	50 A Belmont 78 69		108 H Stony Brook 80 48
			256 H Iona 84 38
			267 A Cleveland St. 65 60
			282 A Memphis 58 48
			299 H Detroit Mercy 77 60
			304 A Valparaiso 65 59
LAST 12 Division I GAMES:			
299 H Detroit Mercy 77 60	1 H Notre Dame 56 72	267 A Cleveland St. 65 60	282 A Memphis 58 48
108 H Stony Brook 80 48	50 A Belmont 78 69	304 A Valparaiso 65 59	68 A Dayton 49 70
103 H Duquesne 65 52			
256 H Iona 84 38			
38 A Maine 59 73			

Non-Div I Games:

Toledo

Average RPI Win:	276	WON-LOST	WINNING	LAST 10	STRENGTH OF	OPP. STRENGTH	TEAM	ADJ.	CONF.	ADJ CONF.
Average RPI Loss:	135	RECORD	PCT. RANK	GAMES	SCHEDULE	OF SCHEDULE	RPI	RPI	RPI	RPI
DIV. I ONLY	6- 5	146	6-4	243	196	154	154	13	13	
DIV. I NON-CONF.	6- 5	146	1- 0	243	196	154	154	13	13	
-----										
TOTALS	RPI 1-25	RPI 26-50	W-L RECORDS	RPI 51-100	RPI 101-150	RPI 150+				
6- 5	0- 1	0- 0	OVERALL	0- 1	0- 0	6- 3				
3- 0	0- 0	0- 0	HOME	0- 0	0- 0	3- 0				
3- 5	0- 1	0- 0	AWAY	0- 1	0- 0	3- 3				
0- 0	0- 0	0- 0	NEUTRAL	0- 0	0- 0	0- 0				
6- 5	0- 1	0- 0	NON-CONFERENCE	0- 1	0- 0	6- 3				
3- 0	0- 0	0- 0	HOME	0- 0	0- 0	3- 0				
3- 5	0- 1	0- 0	AWAY	0- 1	0- 0	3- 3				
0- 0	0- 0	0- 0	NEUTRAL	0- 0	0- 0	0- 0				
0- 0	0- 0	0- 0	CONFERENCE	0- 0	0- 0	0- 0				
0- 0	0- 0	0- 0	HOME	0- 0	0- 0	0- 0				
0- 0	0- 0	0- 0	AWAY	0- 0	0- 0	0- 0				
0- 0	0- 0	0- 0	NEUTRAL	0- 0	0- 0	0- 0				

RPI	S	Opponent	Score	RPI	S	Opponent	Score	RPI	S	Opponent	Score	Team's RPI: 154
6	A	Syracuse	55 98					58	A	Wake Forest	53 60	195 A West Virginia 43 90
												200 A Mt. St. Mary's 78 87
												217 A George Washington 63 76
												239 H Massachusetts 78 53
												257 H La Salle 92 68
												275 A Saint Joseph's 73 52
												283 A UMBC 71 62
												291 H Loyola Maryland 62 57
												308 A Marshall 76 69
-----												
LAST 12 Division I GAMES:												
308	A	Marshall	76 69	291	H	Loyola Maryland	62 57	6	A	Syracuse	55 98	
195	A	West Virginia	43 90	217	A	George Washington	63 76	200	A	Mt. St. Mary's	78 87	
275	A	Saint Joseph's	73 52	283	A	UMBC	71 62	257	H	La Salle	92 68	
239	H	Massachusetts	78 53									
58	A	Wake Forest	53 60									

Non-Div I Games:

Towson

Average RPI	Win:	239	WON-LOST	WINNING	LAST 10	STRENGTH OF	OPP. STRENGTH	TEAM	ADJ.	CONF.	ADJ CONF.
Average RPI	Loss:	36	RECORD	PCT. RANK	GAMES	SCHEDULE	OF SCHEDULE	RPI	RPI	RPI	RPI
DIV. I ONLY		7- 2		58	8-2	340	11	181	181	19	19
DIV. I NON-CONF.		7- 2		58	1- 0	340	11	181	181	19	19
-----											
TOTALS	RPI 1-25		RPI 26-50		W-L RECORDS	RPI 51-100		RPI 101-150		RPI 150+	
7- 2	0- 1		0- 0		OVERALL	0- 1		0- 0		7- 0	
3- 1	0- 0		0- 0		HOME	0- 1		0- 0		3- 0	
2- 1	0- 1		0- 0		AWAY	0- 0		0- 0		2- 0	
2- 0	0- 0		0- 0		NEUTRAL	0- 0		0- 0		2- 0	
7- 2	0- 1		0- 0		NON-CONFERENCE	0- 1		0- 0		7- 0	
3- 1	0- 0		0- 0		HOME	0- 1		0- 0		3- 0	
2- 1	0- 1		0- 0		AWAY	0- 0		0- 0		2- 0	
2- 0	0- 0		0- 0		NEUTRAL	0- 0		0- 0		2- 0	
0- 0	0- 0		0- 0		CONFERENCE	0- 0		0- 0		0- 0	
0- 0	0- 0		0- 0		HOME	0- 0		0- 0		0- 0	
0- 0	0- 0		0- 0		AWAY	0- 0		0- 0		0- 0	
0- 0	0- 0		0- 0		NEUTRAL	0- 0		0- 0		0- 0	

RPI 1-25				RPI 26-50				RPI 51-100				RPI 101+ Team's RPI: 181			
RPI	S	Opponent	Score	RPI	S	Opponent	Score	RPI	S	Opponent	Score	RPI	S	Opponent	Score
21	A	Florida St.	67 103					51	H	Middle Tenn.	64 67	172	N	Sam Houston St.	84 79
												193	H	Samford	72 52
												197	H	Alabama St.	116 46
												254	A	Ole Miss	71 54
												277	N	Mississippi Val.	75 54
												280	A	ETSU	84 66
												301	H	Tennessee St.	92 67
-----															
LAST 12 Division I GAMES:															
254	A	Ole Miss	71 54	172	N	Sam Houston St.	84 79	280	A	ETSU	84 66	301	H	Tennessee St.	92 67
51	H	Middle Tenn.	64 67	280	A	ETSU	84 66	301	H	Tennessee St.	92 67	193	H	Samford	72 52
197	H	Alabama St.	116 46	301	H	Tennessee St.	92 67	193	H	Samford	72 52	21	A	Florida St.	67 103
277	N	Mississippi Val.	75 54												

Non-Div I Games: Talladega 91 70

Troy

Average RPI Loss: 44

DIV. I ONLY	8- 3	69	7-3	151	35	73	73	8	8
DIV. I NON-CONF.	8- 3	69	1- 0	151	35	73	73	8	8
TOTALS	RPI 1-25	RPI 26-50	W-L RECORDS	RPI 51-100	RPI 101-150	RPI 150+			
8- 3	0- 1	0- 1	OVERALL	2- 1	0- 0	6- 0			
6- 1	0- 0	0- 1	HOME	1- 0	0- 0	5- 0			
1- 1	0- 0	0- 0	AWAY	1- 1	0- 0	0- 0			
1- 1	0- 1	0- 0	NEUTRAL	0- 0	0- 0	1- 0			
8- 3	0- 1	0- 1	NON-CONFERENCE	2- 1	0- 0	6- 0			
6- 1	0- 0	0- 1	HOME	1- 0	0- 0	5- 0			
1- 1	0- 0	0- 0	AWAY	1- 1	0- 0	0- 0			
1- 1	0- 1	0- 0	NEUTRAL	0- 0	0- 0	1- 0			
0- 0	0- 0	0- 0	CONFERENCE	0- 0	0- 0	0- 0			
0- 0	0- 0	0- 0	HOME	0- 0	0- 0	0- 0			
0- 0	0- 0	0- 0	AWAY	0- 0	0- 0	0- 0			
0- 0	0- 0	0- 0	NEUTRAL	0- 0	0- 0	0- 0			

RPI 1-25				RPI 26-50				RPI 51-100				RPI 101+			
RPI	S	Opponent	Score	RPI	S	Opponent	Score	RPI	S	Opponent	Score	RPI	S	Opponent	Score
7	N	Cal i forn i a	57 65	26	H	Ol d Dom i ni on	48 56	90	A	LSU	56 54	175	H	Ni chol l s St.	71 46
								98	A	Al abama	58 69	183	H	Texas St.	67 61
								100	H	Washi ngton	63 51	208	H	Texas Southern	62 56
												218	H	Southern Mi ss.	71 54
												267	N	Cle vel and St.	81 72
												269	H	Fl a. Atl antic	88 45
LAST 12 Di vi si on I GAMES:															
				26	H	Ol d Dom i ni on	48 56	183	H	Texas St.	67 61				
				98	A	Al abama	58 69	7	N	Cal i forn i a	57 65				
				175	H	Ni chol l s St.	71 46	100	H	Washi ngton	63 51				
				218	H	Southern Mi ss.	71 54	90	A	LSU	56 54				
				269	H	Fl a. Atl antic	88 45	208	H	Texas Southern	62 56				
				267	N	Cle vel and St.	81 72								

### Non-Div l Games:

Tulane



T  
u  
l  
s  
a

Tulsa				Through Games Of Dec. 23, 2018							
Average RPI	Win:	167	WON-LOST	WINNING	LAST 10	STRENGTH OF	OPP. STRENGTH	TEAM	ADJ.	CONF.	ADJ CONF.
Average RPI	Loss:	100	RECORD	PCT. RANK	GAMES	SCHEDULE	OF SCHEDULE	RPI	RPI	RPI	RPI
DIV. I ONLY		5- 7	206	4-6		123	80	166	166	8	8
DIV. I NON-CONF.		5- 7	206	0- 1		123	80	166	166	8	8
-----											
TOTALS	RPI 1-25		RPI 26-50		W-L RECORDS	RPI 51-100		RPI 101-150		RPI 150+	
5- 7	0- 1		0- 2		OVERALL	1- 1		2- 1		2- 2	
3- 2	0- 0		0- 1		HOME	0- 0		1- 1		2- 0	
1- 5	0- 1		0- 1		AWAY	0- 1		1- 0		0- 2	
1- 0	0- 0		0- 0		NEUTRAL	1- 0		0- 0		0- 0	
5- 7	0- 1		0- 2		NON-CONFERENCE	1- 1		2- 1		2- 2	
3- 2	0- 0		0- 1		HOME	0- 0		1- 1		2- 0	
1- 5	0- 1		0- 1		AWAY	0- 1		1- 0		0- 2	
1- 0	0- 0		0- 0		NEUTRAL	1- 0		0- 0		0- 0	
0- 0	0- 0		0- 0		CONFERENCE	0- 0		0- 0		0- 0	
0- 0	0- 0		0- 0		HOME	0- 0		0- 0		0- 0	
0- 0	0- 0		0- 0		AWAY	0- 0		0- 0		0- 0	
0- 0	0- 0		0- 0		NEUTRAL	0- 0		0- 0		0- 0	

RPI 1-25				RPI 26-50				RPI 51-100				RPI 101+ Team's RPI: 166			
RPI	S	Opponent	Score	RPI	S	Opponent	Score	RPI	S	Opponent	Score	RPI	S	Opponent	Score
24	A	Ari zona St.	52 70	48	H	Arkansas	59 61	66	A	SFA	34 76	127	A	Oral Roberts	76 68
				50	A	Bel mont	53 78	98	N	Al abama	80 73	142	H	Abilene Christian	75 63
												148	H	Little Rock	53 63
												182	A	Ameri can	52 68
												184	A	Arkansas St.	60 73
												222	H	Saint Louis	86 75
												248	H	Stetson	55 54
LAST 12 Division I GAMES:															
148	H	Little Rock	53 63	24	A	Ari zona St.	52 70	48	H	Arkansas	59 61	127	A	Oral Roberts	76 68
184	A	Arkansas St.	60 73	50	A	Bel mont	53 78	98	N	Al abama	80 73	142	H	Abilene Christian	75 63
98	N	Al abama	80 73	66	A	SFA	34 76	182	A	Ameri can	52 68	222	H	Saint Louis	86 75
142	H	Abilene Christian	75 63	248	H	Stetson	55 54								

Non-Di v I Games:

Tul sa

T  
u  
l  
s  
a

Average RPI Win:	233	WON-LOST	WINNING	LAST 10	STRENGTH OF	OPP. STRENGTH	TEAM	ADJ.	CONF.	ADJ CONF.
Average RPI Loss:	25	RECORD	PCT. RANK	GAMES	SCHEDULE	OF SCHEDULE	RPI	RPI	RPI	RPI
DIV. I ONLY	11- 1	11	9-1	341	68	136	136	16	16	
DIV. I NON-CONF.	11- 1	11	0- 1	341	68	136	136	16	16	
-----										
TOTALS	RPI 1-25	RPI 26-50	W-L RECORDS	RPI 51-100	RPI 101-150	RPI 150+				
11- 1	0- 1	0- 0	OVERALL	0- 0	2- 0	9- 0				
5- 0	0- 0	0- 0	HOME	0- 0	0- 0	5- 0				
4- 0	0- 0	0- 0	AWAY	0- 0	1- 0	3- 0				
2- 1	0- 1	0- 0	NEUTRAL	0- 0	1- 0	1- 0				
11- 1	0- 1	0- 0	NON-CONFERENCE	0- 0	2- 0	9- 0				
5- 0	0- 0	0- 0	HOME	0- 0	0- 0	5- 0				
4- 0	0- 0	0- 0	AWAY	0- 0	1- 0	3- 0				
2- 1	0- 1	0- 0	NEUTRAL	0- 0	1- 0	1- 0				
0- 0	0- 0	0- 0	CONFERENCE	0- 0	0- 0	0- 0				
0- 0	0- 0	0- 0	HOME	0- 0	0- 0	0- 0				
0- 0	0- 0	0- 0	AWAY	0- 0	0- 0	0- 0				
0- 0	0- 0	0- 0	NEUTRAL	0- 0	0- 0	0- 0				

RPI 1-25				RPI 26-50				RPI 51-100				RPI 101+				Team's RPI: 136
RPI	S	Opponent	Score	RPI	S	Opponent	Score	RPI	S	Opponent	Score	RPI	S	Opponent	Score	
25	N	Tennessee	69 73									117	A	FGCU	62 60	
												130	N	Oklahoma	89 84	
												162	H	Appalachian St.	80 61	
												193	A	Samford	66 41	
												197	A	Alabama St.	62 47	
												232	H	Alabama A&M	82 47	
												246	N	Coppin St.	86 61	
												282	H	Memphis	85 54	
												324	H	McNeese	91 48	
												331	A	Chicago St.	90 45	
												351	H	Alcorn	80 53	
LAST 12 Division I GAMES:																
246	N	Coppin St.	86 61	25	N	Tennessee	69 73	117	A	FGCU	62 60					
197	A	Alabama St.	62 47	130	N	Oklahoma	89 84	331	A	Chicago St.	90 45					
324	H	McNeese	91 48	282	H	Memphis	85 54	351	H	Alcorn	80 53					
193	A	Samford	66 41	162	H	Appalachian St.	80 61									
351	H	Alcorn	80 53													
232	H	Alabama A&M	82 47													

Non-Div I Games:

UAB

UC Davis

UC Davis																																																											
Average RPI Win:		198	WON-LOST RECORD		WINNING PCT. RANK		LAST 10 GAMES		STRENGTH OF SCHEDULE		OPP. STRENGTH OF SCHEDULE		TEAM RPI		ADJ. RPI		CONF. RPI		ADJ CONF. RPI																																								
Average RPI Loss:		89																																																									
DIV. I ONLY			7- 5		132		7-3		161		60		94		94		20		20																																								
DIV. I NON-CONF.			7- 5		132		0- 1		161		60		94		94		20		20																																								
TOTALS		RPI 1-25		RPI 26-50		W-L RECORDS		RPI 51-100		RPI 101-150		RPI 150+																																															
7- 5		0- 1		1- 0		OVERALL		0- 2		1- 1		5- 1																																															
3- 1		0- 0		1- 0		HOME		0- 1		0- 0		2- 0																																															
3- 4		0- 1		0- 0		AWAY		0- 1		1- 1		2- 1																																															
1- 0		0- 0		0- 0		NEUTRAL		0- 0		0- 0		1- 0																																															
7- 5		0- 1		1- 0		NON-CONFERENCE		0- 2		1- 1		5- 1																																															
3- 1		0- 0		1- 0		HOME		0- 1		0- 0		2- 0																																															
3- 4		0- 1		0- 0		AWAY		0- 1		1- 1		2- 1																																															
1- 0		0- 0		0- 0		NEUTRAL		0- 0		0- 0		1- 0																																															
0- 0		0- 0		0- 0		CONFERENCE		0- 0		0- 0		0- 0																																															
0- 0		0- 0		0- 0		HOME		0- 0		0- 0		0- 0																																															
0- 0		0- 0		0- 0		AWAY		0- 0		0- 0		0- 0																																															
0- 0		0- 0		0- 0		NEUTRAL		0- 0		0- 0		0- 0																																															
RPI 1-25												RPI 26-50												RPI 51-100												Team's RPI: 94												RPI 101+											
RPI S		Opponent		Score		RPI S		Opponent		Score		RPI S		Opponent		Score		RPI S		Opponent		Score		RPI S		Opponent		Score																															
4		A Stanford		43 71		40		H Saint Mary's (CA)		76 74		77		A Montana		56 62		124		A Loyola Marymount		53 60		138		A Washington St.		75 62																															
												86		H Paci fic		80 83								155		A Portland St.		50 65																															
																								201		A Sacramento St.		109 60																															
																								203		H Southern Utah		68 45																															
																								212		N Nevada		84 68																															
																								270		A San Francisco		70 68																															
																								323		H Seattle U		76 59																															
LAST 12 Division I GAMES:																																																											
270		A San Francisco		70 68		77		A Montana		56 62																																																	
323		H Seattle U		76 59		40		H Saint Mary's (CA)		76 74																																																	
201		A Sacramento St.		109 60		138		A Washington St.		75 62																																																	
212		N Nevada		84 68		155		A Portland St.		50 65																																																	
124		A Loyola Marymount		53 60		86		H Paci fic		80 83																																																	
203		H Southern Utah		68 45		4		A Stanford		43 71																																																	

UC Davis

Non-Di v I Games:

UC Davis

UC Irvine			Through Games Of Dec. 23, 2018								
Average RPI	Win:	227	WON-LOST	WINNING	LAST 10	STRENGTH OF	OPP. STRENGTH	TEAM	ADJ.	CONF.	ADJ CONF.
Average RPI	Loss:	100	RECORD	PCT. RANK	GAMES	SCHEDULE	OF SCHEDULE	RPI	RPI	RPI	RPI
DIV. I ONLY			8- 2	50	8-2	241	160	92	92	20	20
DIV. I NON-CONF.			8- 2	50	0- 1	241	160	92	92	20	20
-----											
TOTALS	RPI 1-25			RPI 26-50		W-L RECORDS	RPI 51-100	RPI 101-150		RPI 150+	
8- 2	0- 1			0- 0		OVERALL	1- 0	0- 0		7- 1	
3- 1	0- 0			0- 0		HOME	0- 0	0- 0		3- 1	
3- 1	0- 1			0- 0		AWAY	1- 0	0- 0		2- 0	
2- 0	0- 0			0- 0		NEUTRAL	0- 0	0- 0		2- 0	
8- 2	0- 1			0- 0		NON-CONFERENCE	1- 0	0- 0		7- 1	
3- 1	0- 0			0- 0		HOME	0- 0	0- 0		3- 1	
3- 1	0- 1			0- 0		AWAY	1- 0	0- 0		2- 0	
2- 0	0- 0			0- 0		NEUTRAL	0- 0	0- 0		2- 0	
0- 0	0- 0			0- 0		CONFERENCE	0- 0	0- 0		0- 0	
0- 0	0- 0			0- 0		HOME	0- 0	0- 0		0- 0	
0- 0	0- 0			0- 0		AWAY	0- 0	0- 0		0- 0	
0- 0	0- 0			0- 0		NEUTRAL	0- 0	0- 0		0- 0	

RPI 1-25				RPI 26-50				RPI 51-100 Team's RPI: 92				RPI 101+			
RPI	S	Opponent	Score	RPI	S	Opponent	Score	RPI	S	Opponent	Score	RPI	S	Opponent	Score
3	A	Oregon	69 115					93	A	Portland	84 69	155	A	Portland St.	73 68
												167	N	Indiana St.	77 61
												196	H	San Diego St.	70 78
												203	H	Southern Utah	75 58
												251	H	UNLV	57 55
												289	A	San Jose St.	74 66
												306	H	CSU Bakersfield	85 78
												350	N	LIU Brooklyn	84 71
-----															
LAST 12 Division I GAMES:															
93	A	Portland	84 69	3	A	Oregon	69 115	155	A	Portland St.	73 68				
196	H	San Diego St.	70 78	203	H	Southern Utah	75 58	251	H	UNLV	57 55				
289	A	San Jose St.	74 66												
306	H	CSU Bakersfield	85 78												
167	N	Indiana St.	77 61												
350	N	LIU Brooklyn	84 71												

Non-Div I Games: LIFE Pacific 105 31

Through Games Of Dec. 23, 2018											
UC RIVERSIDE				WON-LOST		WINNING		LAST 10		STRENGTH OF	
Average RPI Win: 240				RECORD		PCT. RANK		GAMES		SCHEDULE	
Average RPI Loss: 121										OPP. STRENGTH	
										OF SCHEDULE	
										TEAM	
										RPI	
										ADJ.	
										RPI	
										CONF.	
										RPI	
										ADJ CONF.	
										RPI	
DIV. I ONLY				4- 8		240		4-6		139	148
DIV. I NON-CONF.				4- 8		240		1- 0		139	148
										194	194
										194	194
										20	20
										20	20
-----											
TOTALS				RPI 1-25		RPI 26-50		W-L RECORDS		RPI 51-100	
										RPI 101-150	
										RPI 150+	
4- 8				0- 1		0- 2		OVERALL		0- 1	
2- 0				0- 0		0- 0		HOME		0- 0	
1- 5				0- 0		0- 1		AWAY		0- 1	
1- 3				0- 1		0- 1		NEUTRAL		0- 0	
4- 8				0- 1		0- 2		NON-CONFERENCE		0- 1	
2- 0				0- 0		0- 0		HOME		0- 0	
1- 5				0- 0		0- 1		AWAY		0- 1	
1- 3				0- 1		0- 1		NEUTRAL		0- 0	
0- 0				0- 0		0- 0		CONFERENCE		0- 0	
0- 0				0- 0		0- 0		HOME		0- 0	
0- 0				0- 0		0- 0		AWAY		0- 0	
0- 0				0- 0		0- 0		NEUTRAL		0- 0	

RPI 1-25				RPI 26-50				RPI 51-100				RPI 101+ Team's RPI: 194			
RPI	S	Opponent	Score	RPI	S	Opponent	Score	RPI	S	Opponent	Score	RPI	S	Opponent	Score
3	N	Oregon	44 94	37	N	Texas A&M	63 70	56	A	BYU	70 72	112	A	Oklahoma St.	51 76
				39	A	Southern California	55 73					173	H	Coastal Caro.	62 43
												178	N	Milwaukee	54 56
												203	H	Southern Utah	56 50
												265	N	Eastern Wash.	57 45
												268	A	California Baptist	57 65
												276	A	Utah Valley	53 56
												319	A	Weber St.	71 39
-----															
LAST 12 Division I GAMES:															
				37	N	Texas A&M	63 70	203	H	Southern Utah	56 50				
				268	A	California Baptist	57 65	276	A	Utah Valley	53 56				
				178	N	Milwaukee	54 56	319	A	Weber St.	71 39				
				3	N	Oregon	44 94	265	N	Eastern Wash.	57 45				
				173	H	Coastal Caro.	62 43	56	A	BYU	70 72				
				112	A	Oklahoma St.	51 76	39	A	Southern California	55 73				

Non-Div I Games:

Average RPI Win:	260	WON-LOST	WINNING	LAST 10	STRENGTH OF	OPP. STRENGTH	TEAM	ADJ.	CONF.	ADJ CONF.
Average RPI Loss:	155	RECORD	PCT. RANK	GAMES	SCHEDULE	OF SCHEDULE	RPI	RPI	RPI	RPI
DIV. I ONLY	3- 9	271	3-7	212	191	281	281	20	20	
DIV. I NON-CONF.	3- 9	271	1- 0	212	191	281	281	20	20	
-----										
TOTALS	RPI 1-25	RPI 26-50	W-L RECORDS	RPI 51-100	RPI 101-150	RPI 150+				
3- 9	0- 1	0- 2	OVERALL	0- 1	0- 1	3- 4				
1- 4	0- 0	0- 1	HOME	0- 0	0- 1	1- 2				
1- 5	0- 1	0- 1	AWAY	0- 1	0- 0	1- 2				
1- 0	0- 0	0- 0	NEUTRAL	0- 0	0- 0	1- 0				
3- 9	0- 1	0- 2	NON-CONFERENCE	0- 1	0- 1	3- 4				
1- 4	0- 0	0- 1	HOME	0- 0	0- 1	1- 2				
1- 5	0- 1	0- 1	AWAY	0- 1	0- 0	1- 2				
1- 0	0- 0	0- 0	NEUTRAL	0- 0	0- 0	1- 0				
0- 0	0- 0	0- 0	CONFERENCE	0- 0	0- 0	0- 0				
0- 0	0- 0	0- 0	HOME	0- 0	0- 0	0- 0				
0- 0	0- 0	0- 0	AWAY	0- 0	0- 0	0- 0				
0- 0	0- 0	0- 0	NEUTRAL	0- 0	0- 0	0- 0				

RPI 1-25				RPI 26-50				RPI 51-100				RPI 101+ Team's RPI: 281			
RPI	S	Opponent	Score	RPI	S	Opponent	Score	RPI	S	Opponent	Score	RPI	S	Opponent	Score
7	A	Cal i forn i a	45 69	39	A	Southern Cal i forn i a	39 82	86	A	Paci fi c	53 69	124	H	Loyol a Marymount	57 70
				40	H	Saint Mary's (CA)	55 80					196	A	San Diego St.	63 58
												241	N	Dartmouth	62 56
												251	A	UNLV	51 69
												268	H	Cal i forn i a Baptist	64 76
												276	A	Utah Val ley	54 63
												306	H	CSU Bakersfi el d	48 56
												342	H	Grand Canyon	66 55
LAST 12 Divi s i on I GAMES:															
				86	A	Paci fi c	53 69	241	N	Dartmouth	62 56				
				342	H	Grand Canyon	66 55	196	A	San Diego St.	63 58				
				40	H	Saint Mary's (CA)	55 80	268	H	Cal i forn i a Baptist	64 76				
				251	A	UNLV	51 69	7	A	Cal i forn i a	45 69				
				124	H	Loyol a Marymount	57 70	306	H	CSU Bakersfi el d	48 56				
				39	A	Southern Cal i forn i a	39 82	276	A	Utah Val ley	54 63				

Non-Di v I Games:

UC Santa Barbara

Average RPI Win:	156	WON-LOST	WINNING	LAST 10	STRENGTH OF	OPP. STRENGTH	TEAM	ADJ.	CONF.	ADJ CONF.
Average RPI Loss:	33	RECORD	PCT. RANK	GAMES	SCHEDULE	OF SCHEDULE	RPI	RPI	RPI	RPI
DIV. I ONLY	10- 2	36	8-2	107	45	22	22	8	8	
DIV. I NON-CONF.	10- 2	36	0- 1	107	45	22	22	8	8	
-----										
TOTALS	RPI 1-25	RPI 26-50	W-L RECORDS	RPI 51-100	RPI 101-150	RPI 150+				
10- 2	0- 1	1- 0	OVERALL	2- 1	3- 0	4- 0				
4- 0	0- 0	1- 0	HOME	1- 0	1- 0	1- 0				
5- 1	0- 0	0- 0	AWAY	1- 1	2- 0	2- 0				
1- 1	0- 1	0- 0	NEUTRAL	0- 0	0- 0	1- 0				
10- 2	0- 1	1- 0	NON-CONFERENCE	2- 1	3- 0	4- 0				
4- 0	0- 0	1- 0	HOME	1- 0	1- 0	1- 0				
5- 1	0- 0	0- 0	AWAY	1- 1	2- 0	2- 0				
1- 1	0- 1	0- 0	NEUTRAL	0- 0	0- 0	1- 0				
0- 0	0- 0	0- 0	CONFERENCE	0- 0	0- 0	0- 0				
0- 0	0- 0	0- 0	HOME	0- 0	0- 0	0- 0				
0- 0	0- 0	0- 0	AWAY	0- 0	0- 0	0- 0				
0- 0	0- 0	0- 0	NEUTRAL	0- 0	0- 0	0- 0				

RPI	S	Opponent	Score	RPI	S	Opponent	Score	RPI	S	Opponent	Score	RPI	S	Opponent	Score
6	N	Syracuse	52 57	29	H	Villanova	71 56	60	A	Central Mich.	68 75	103	A	Duquesne	71 63
								86	H	Pacific	64 57	120	A	Pittsburgh	61 58
								96	A	Mercer	76 42	135	H	Chattanooga	75 37
												216	A	Delaware	71 60
												248	A	Stetson	78 55
												263	N	Liberty	53 45
												266	H	Richmond	70 48
LAST 12 Division I GAMES:															
216	A	Delaware	71 60	6	N	Syracuse	52 57	263	N	Liberty	53 45				
135	H	Chattanooga	75 37	86	H	Pacific	64 57	103	A	Duquesne	71 63				
29	H	Villanova	71 56	248	A	Stetson	78 55	120	A	Pittsburgh	61 58				
266	H	Richmond	70 48												
60	A	Central Mich.	68 75												
96	A	Mercer	76 42												

Non-Div I Games:

UCF

Average RPI Win: **146**  
 Average RPI Loss: **69**

WON-LOST  
RECORD

WINNING  
PCT. RANK

LAST 10  
GAMES

STRENGTH OF  
SCHEDULE

OPP. STRENGTH  
OF SCHEDULE

TEAM  
RPI

ADJ.  
RPI

CONF.  
RPI

ADJ CONF.  
RPI

DIV. I ONLY	6- 5	146	6-4	7	184	49	49	2	2
DIV. I NON-CONF.	6- 5	146	1- 0	7	184	49	49	2	2
TOTALS	RPI 1-25	RPI 26-50	W-L RECORDS	RPI 51-100	RPI 101-150	RPI 150+			
6- 5	0- 2	0- 1	OVERALL	2- 0	3- 2	1- 0			
5- 1	0- 1	0- 0	HOME	2- 0	3- 0	0- 0			
1- 1	0- 0	0- 0	AWAY	0- 0	0- 1	1- 0			
0- 3	0- 1	0- 1	NEUTRAL	0- 0	0- 1	0- 0			
6- 5	0- 2	0- 1	NON-CONFERENCE	2- 0	3- 2	1- 0			
5- 1	0- 1	0- 0	HOME	2- 0	3- 0	0- 0			
1- 1	0- 0	0- 0	AWAY	0- 0	0- 1	1- 0			
0- 3	0- 1	0- 1	NEUTRAL	0- 0	0- 1	0- 0			
0- 0	0- 0	0- 0	CONFERENCE	0- 0	0- 0	0- 0			
0- 0	0- 0	0- 0	HOME	0- 0	0- 0	0- 0			
0- 0	0- 0	0- 0	AWAY	0- 0	0- 0	0- 0			
0- 0	0- 0	0- 0	NEUTRAL	0- 0	0- 0	0- 0			

RPI	S	Opponent	Score	RPI	S	Opponent	Score	RPI	S	Opponent	Score	RPI	S	Opponent	Score
15	H	Indiana	65 <b>67</b>	41	N	North Carolina	49 <b>83</b>	97	H	Rice	59 50	110	H	Seton Hall	78 62
18	N	Kentucky	74 <b>75</b>					99	H	Fresno St.	89 80	112	H	Oklahoma St.	71 59
												124	A	Loyola Marymount	63 <b>69</b>
												146	H	Georgia	80 69
												149	N	South Fla.	56 <b>60</b>
												311	A	UIC	78 47
LAST 12 Division I GAMES:															
149	N	South Fla.	56 <b>60</b>	311	A	UIC	78 47	112	H	Oklahoma St.	71 59	99	H	Fresno St.	89 80
18	N	Kentucky	74 <b>75</b>					15	H	Indiana	65 <b>67</b>	124	A	Loyola Marymount	63 <b>69</b>
41	N	North Carolina	49 <b>83</b>												
110	H	Seton Hall	78 62												
146	H	Georgia	80 69												
97	H	Rice	59 50												

Non-Div I Games:

UCLA



U  
C  
o  
n  
n

UConn				Through Games Of Dec. 23, 2018											
Average RPI	Win:	108	WON-LOST	WINNING	LAST 10	STRENGTH OF	OPP. STRENGTH	TEAM	ADJ.	CONF.	ADJ CONF.				
Average RPI	Loss:	0	RECORD	PCT. RANK	GAMES	SCHEDULE	OF SCHEDULE	RPI	RPI	RPI	RPI				
DIV. I ONLY			11- 0	1	10-0	22	6	2	2	8	8				
DIV. I NON-CONF.			11- 0	1	1- 0	22	6	2	2	8	8				
-----															
TOTALS	RPI 1-25		RPI 26-50		W-L RECORDS	RPI 51-100		RPI 101-150		RPI 150+					
11- 0	2- 0		1- 0		OVERALL	2- 0		3- 0		3- 0					
3- 0	0- 0		1- 0		HOME	0- 0		2- 0		0- 0					
4- 0	2- 0		0- 0		AWAY	0- 0		1- 0		1- 0					
4- 0	0- 0		0- 0		NEUTRAL	2- 0		0- 0		2- 0					
11- 0	2- 0		1- 0		NON-CONFERENCE	2- 0		3- 0		3- 0					
3- 0	0- 0		1- 0		HOME	0- 0		2- 0		0- 0					
4- 0	2- 0		0- 0		AWAY	0- 0		1- 0		1- 0					
4- 0	0- 0		0- 0		NEUTRAL	2- 0		0- 0		2- 0					
0- 0	0- 0		0- 0		CONFERENCE	0- 0		0- 0		0- 0					
0- 0	0- 0		0- 0		HOME	0- 0		0- 0		0- 0					
0- 0	0- 0		0- 0		AWAY	0- 0		0- 0		0- 0					
0- 0	0- 0		0- 0		NEUTRAL	0- 0		0- 0		0- 0					
-----															
RPI 1-25 Team's RPI: 2				RPI 26-50				RPI 51-100				RPI 101+			
RPI	S	Opponent	Score	RPI	S	Opponent	Score	RPI	S	Opponent	Score	RPI	S	Opponent	Score
1	A	Notre Dame	89 71	42	H	DePaul	99 63	72	N	Purdue	86 40	105	H	Ohio St.	85 53
7	A	Cal i forn i a	76 66					75	N	St. John's (NY)	65 55	110	H	Seton Hal l	99 61
												130	A	Okl ahoma	72 63
												171	N	Vanderbi l t	80 42
												222	A	Sai nt Loui s	98 42
												254	N	Ole Mi ss	90 50
-----															
LAST 12 Di vi si on I GAMES:															
42 H DePaul 99 63				7 A Cal i forn i a 76 66				130 A Okl ahoma 72 63				110 H Seton Hal l 99 61			
72 N Purdue 86 40								222 A Sai nt Loui s 98 42				1 A Notre Dame 89 71			
75 N St. John's (NY) 65 55															
254 N Ole Mi ss 90 50															
171 N Vanderbi l t 80 42															
105 H Ohio St. 85 53															

U  
C  
o  
n  
n

Non-Di v I Games:

UConn

UIC		Average RPI Win: 326	WON-LOST RECORD	WINNING PCT. RANK	LAST 10 GAMES	STRENGTH OF SCHEDULE	OPP. STRENGTH OF SCHEDULE	TEAM RPI	ADJ. RPI	CONF. RPI	ADJ CONF. RPI
		Average RPI Loss: 168									
DIV. I ONLY		2- 9	298	1-9	240	260	311	311	15	15	
DIV. I NON-CONF.		2- 9	298	0- 1	240	260	311	311	15	15	
-----											
TOTALS	RPI 1-25	RPI 26-50		W-L RECORDS		RPI 51-100	RPI 101-150	RPI 150+			
2- 9	0- 1	0- 1		OVERALL		0- 0	0- 2	2- 5			
1- 3	0- 0	0- 1		HOME		0- 0	0- 1	1- 1			
1- 4	0- 1	0- 0		AWAY		0- 0	0- 1	1- 2			
0- 2	0- 0	0- 0		NEUTRAL		0- 0	0- 0	0- 2			
2- 9	0- 1	0- 1		NON-CONFERENCE		0- 0	0- 2	2- 5			
1- 3	0- 0	0- 1		HOME		0- 0	0- 1	1- 1			
1- 4	0- 1	0- 0		AWAY		0- 0	0- 1	1- 2			
0- 2	0- 0	0- 0		NEUTRAL		0- 0	0- 0	0- 2			
0- 0	0- 0	0- 0		CONFERENCE		0- 0	0- 0	0- 0			
0- 0	0- 0	0- 0		HOME		0- 0	0- 0	0- 0			
0- 0	0- 0	0- 0		AWAY		0- 0	0- 0	0- 0			
0- 0	0- 0	0- 0		NEUTRAL		0- 0	0- 0	0- 0			

RPI 1-25				RPI 26-50				RPI 51-100				RPI 101+ Team's RPI: 311			
RPI	S	Opponent	Score	RPI	S	Opponent	Score	RPI	S	Opponent	Score	RPI	S	Opponent	Score
17	A	Marquette	32 96	49	H	UCLA	47 78					101	A	Northwestern	44 87
												125	H	Miami (OH)	56 65
												167	A	Indiana St.	53 60
												227	A	Eastern Mich.	38 52
												240	H	Loyola Chicago	60 75
												278	N	Fairfield	60 68
												304	H	Valparaiso	75 65
												307	N	Jackson St.	57 72
												348	A	Evansville	62 54
-----															
LAST 12 Division I GAMES:															
227	A	Eastern Mich.	38 52	307	N	Jackson St.	57 72								
17	A	Marquette	32 96	278	N	Fairfield	60 68								
240	H	Loyola Chicago	60 75	49	H	UCLA	47 78								
101	A	Northwestern	44 87	167	A	Indiana St.	53 60								
304	H	Valparaiso	75 65	348	A	Evansville	62 54								
				125	H	Miami (OH)	56 65								

Non-Div I Games:

UIC





U  
M  
K  
C

UMKC				Through Games Of Dec. 23, 2018												
Average RPI Win:		244	WON-LOST RECORD		WINNING PCT. RANK		LAST 10 GAMES		STRENGTH OF SCHEDULE		OPP. STRENGTH OF SCHEDULE		TEAM RPI	ADJ. RPI	CONF. RPI	ADJ CONF. RPI
Average RPI Loss:		110														
DIV. I ONLY			4- 6		210		6-4		87		278		156	156	30	30
DIV. I NON-CONF.			4- 6		210		1- 0		87		278		156	156	30	30
-----																
TOTALS		RPI 1-25		RPI 26-50		W-L RECORDS		RPI 51-100		RPI 101-150		RPI 150+				
4- 6		0- 0		0- 1		OVERALL		0- 2		0- 1		4- 2				
2- 1		0- 0		0- 0		HOME		0- 0		0- 0		2- 1				
2- 5		0- 0		0- 1		AWAY		0- 2		0- 1		2- 1				
0- 0		0- 0		0- 0		NEUTRAL		0- 0		0- 0		0- 0				
4- 6		0- 0		0- 1		NON-CONFERENCE		0- 2		0- 1		4- 2				
2- 1		0- 0		0- 0		HOME		0- 0		0- 0		2- 1				
2- 5		0- 0		0- 1		AWAY		0- 2		0- 1		2- 1				
0- 0		0- 0		0- 0		NEUTRAL		0- 0		0- 0		0- 0				
0- 0		0- 0		0- 0		CONFERENCE		0- 0		0- 0		0- 0				
0- 0		0- 0		0- 0		HOME		0- 0		0- 0		0- 0				
0- 0		0- 0		0- 0		AWAY		0- 0		0- 0		0- 0				
0- 0		0- 0		0- 0		NEUTRAL		0- 0		0- 0		0- 0				
-----																
RPI 1-25				RPI 26-50				RPI 51-100				RPI 101+				Team's RPI: 156
RPI	S	Opponent	Score	RPI	S	Opponent	Score	RPI	S	Opponent	Score	RPI	S	Opponent	Score	
				34	A	Kansas	55 67	54	A	Missouri	59 66	127	A	Oral Roberts	64 75	
								69	A	Kansas St.	50 61	157	H	Louisiana Tech	80 70	
												185	A	Denver	75 92	
												191	H	George Mason	84 91	
												240	A	Loyol a Chi cago	88 74	
												255	H	SIUE	80 75	
												325	A	North Dakota St.	69 59	
-----																
LAST 12 Division I GAMES:																
				255	H	SIUE	80 75	157	H	Loui si ana Tech	80 70					
				240	A	Loyol a Chi cago	88 74	69	A	Kansas St.	50 61					
				54	A	Missouri	59 66	185	A	Denver	75 92					
				325	A	North Dakota St.	69 59	34	A	Kansas	55 67					
				191	H	George Mason	84 91									
				127	A	Oral Roberts	64 75									
-----																
Non-Div I Games:				Peru St.				Mo.-St. Louis				UMKC				
				98 62				92 63								

Loss, Non-Conf, S Site, H Home A Away N Neutral

Page 309

U  
M  
K  
C

Loss, 
Non-Conf, 
S Site, 
H Home
A Away 
N Neutral

Average RPI Win:	293	WON-LOST	WINNING	LAST 10	STRENGTH OF	OPP. STRENGTH	TEAM	ADJ.	CONF.	ADJ CONF.
Average RPI Loss:	189	RECORD	PCT. RANK	GAMES	SCHEDULE	OF SCHEDULE	RPI	RPI	RPI	RPI
DIV. I ONLY	3- 8	264	3-7	190	332	273	273	24	24	
DIV. I NON-CONF.	3- 8	264	1- 0	190	332	273	273	24	24	
-----										
TOTALS	RPI 1-25	RPI 26-50	W-L RECORDS	RPI 51-100	RPI 101-150	RPI 150+				
3- 8	0- 0	0- 1	OVERALL	0- 0	0- 2	3- 5				
1- 3	0- 0	0- 0	HOME	0- 0	0- 1	1- 2				
2- 5	0- 0	0- 1	AWAY	0- 0	0- 1	2- 3				
0- 0	0- 0	0- 0	NEUTRAL	0- 0	0- 0	0- 0				
3- 8	0- 0	0- 1	NON-CONFERENCE	0- 0	0- 2	3- 5				
1- 3	0- 0	0- 0	HOME	0- 0	0- 1	1- 2				
2- 5	0- 0	0- 1	AWAY	0- 0	0- 1	2- 3				
0- 0	0- 0	0- 0	NEUTRAL	0- 0	0- 0	0- 0				
0- 0	0- 0	0- 0	CONFERENCE	0- 0	0- 0	0- 0				
0- 0	0- 0	0- 0	HOME	0- 0	0- 0	0- 0				
0- 0	0- 0	0- 0	AWAY	0- 0	0- 0	0- 0				
0- 0	0- 0	0- 0	NEUTRAL	0- 0	0- 0	0- 0				

RPI 1-25				RPI 26-50				RPI 51-100				RPI 101+ Team's RPI: 273			
RPI	S	Opponent	Score	RPI	S	Opponent	Score	RPI	S	Opponent	Score	RPI	S	Opponent	Score
				31	A	Butler	36 89					110	A	Seton Hall	57 90
												132	H	Providence	47 71
												198	A	Holy Cross	54 63
												204	A	Cornell	54 63
												239	A	Massachusetts	62 59
												241	A	Dartmouth	54 70
												284	H	Bryant	57 58
												290	H	Saint Peter's	59 57
												315	H	Colgate	52 61
												350	A	LIU Brooklyn	69 64
LAST 12 Division I GAMES:															
				315	H	Colgate	52 61					239	A	Massachusetts	62 59
				198	A	Holy Cross	54 63					241	A	Dartmouth	54 70
				350	A	LIU Brooklyn	69 64					132	H	Providence	47 71
				110	A	Seton Hall	57 90					290	H	Saint Peter's	59 57
				31	A	Butler	36 89					284	H	Bryant	57 58
				204	A	Cornell	54 63								

Non-Div I Games: Fisher 79 45

UMass Lowell

Average RPI Win: 261      WON-LOST      WINNING      LAST 10  
Average RPI Loss: 89      RECORD      PCT. RANK      GAMES      STRENGTH OF      OPP. STRENGTH      TEAM      ADJ.      CONF.      ADJ CONF.  
SCHEDULE      OF SCHEDULE      RPI      RPI      RPI      RPI

DIV. I ONLY	4- 5	191	5-5	144	179	177	177	29	29
DIV. I NON-CONF.	4- 5	191	0- 1	144	179	177	177	29	29
TOTALS	RPI 1-25	RPI 26-50	W-L RECORDS	RPI 51-100	RPI 101-150	RPI 150+			
4- 5	0- 1	0- 0	OVERALL	0- 3	0- 0	4- 1			
4- 0	0- 0	0- 0	HOME	0- 0	0- 0	4- 0			
0- 5	0- 1	0- 0	AWAY	0- 3	0- 0	0- 1			
0- 0	0- 0	0- 0	NEUTRAL	0- 0	0- 0	0- 0			
4- 5	0- 1	0- 0	NON-CONFERENCE	0- 3	0- 0	4- 1			
4- 0	0- 0	0- 0	HOME	0- 0	0- 0	4- 0			
0- 5	0- 1	0- 0	AWAY	0- 3	0- 0	0- 1			
0- 0	0- 0	0- 0	NEUTRAL	0- 0	0- 0	0- 0			
0- 0	0- 0	0- 0	CONFERENCE	0- 0	0- 0	0- 0			
0- 0	0- 0	0- 0	HOME	0- 0	0- 0	0- 0			
0- 0	0- 0	0- 0	AWAY	0- 0	0- 0	0- 0			
0- 0	0- 0	0- 0	NEUTRAL	0- 0	0- 0	0- 0			

RPI	S	Opponent	Score	RPI	S	Opponent	Score	RPI	S	Opponent	Score	RPI	S	Opponent	Score	Team's RPI: 177
25	A	Tennessee	46 73					51	A	Middle Tenn.	46 67	219	H	Davidson	69 56	
								52	A	Charlotte	53 70	229	A	Furman	47 58	
								88	A	Tennessee Tech	53 60	250	H	Wofford	60 46	
												280	H	ETSU	56 55	
												295	H	Western Caro.	74 49	
LAST 12 Division I GAMES:																
250	H	Wofford	60 46	51	A	Middle Tenn.	46 67									
219	H	Davidson	69 56	88	A	Tennessee Tech	53 60									
295	H	Western Caro.	74 49	280	H	ETSU	56 55									
25	A	Tennessee	46 73	229	A	Furman	47 58									
52	A	Charlotte	53 70													

Non-Div I Games: Warren Wilson 92 31

UNC Asheville

Average RPI Win:	245	WON-LOST	WINNING	LAST 10	STRENGTH OF	OPP. STRENGTH	TEAM	ADJ.	CONF.	ADJ CONF.
Average RPI Loss:	170	RECORD	PCT. RANK	GAMES	SCHEDULE	OF SCHEDULE	RPI	RPI	RPI	RPI

DIV. I ONLY	2- 7	286	5-5	178	239	274	274	22	22
DIV. I NON-CONF.	2- 7	286	0- 1	178	239	274	274	22	22
-----									
TOTALS	RPI 1-25	RPI 26-50	W-L RECORDS	RPI 51-100	RPI 101-150	RPI 150+			
2- 7	0- 0	0- 1	OVERALL	0- 0	0- 1	2- 5			
1- 0	0- 0	0- 0	HOME	0- 0	0- 0	1- 0			
0- 6	0- 0	0- 1	AWAY	0- 0	0- 0	0- 5			
1- 1	0- 0	0- 0	NEUTRAL	0- 0	0- 1	1- 0			
2- 7	0- 0	0- 1	NON-CONFERENCE	0- 0	0- 1	2- 5			
1- 0	0- 0	0- 0	HOME	0- 0	0- 0	1- 0			
0- 6	0- 0	0- 1	AWAY	0- 0	0- 0	0- 5			
1- 1	0- 0	0- 0	NEUTRAL	0- 0	0- 1	1- 0			
0- 0	0- 0	0- 0	CONFERENCE	0- 0	0- 0	0- 0			
0- 0	0- 0	0- 0	HOME	0- 0	0- 0	0- 0			
0- 0	0- 0	0- 0	AWAY	0- 0	0- 0	0- 0			
0- 0	0- 0	0- 0	NEUTRAL	0- 0	0- 0	0- 0			

RPI 1-25				RPI 26-50				RPI 51-100				RPI 101+ Team's RPI: 274			
RPI	S	Opponent	Score	RPI	S	Opponent	Score	RPI	S	Opponent	Score	RPI	S	Opponent	Score
				41	A	North Carolina	62 83					110	N	Seton Hall	64 71
												162	A	Appalachian St.	65 68
												170	A	Georgia St.	63 70
												180	A	Campbell	49 53
												188	A	High Point	75 82
												227	N	Eastern Mich.	49 44
												263	H	Liberty	48 45
												339	A	N.C. Central	57 66
-----															
LAST 12 Division I GAMES:															
				110	N	Seton Hall	64 71	227	N	Eastern Mich.	49 44				
				162	A	Appalachian St.	65 68	263	H	Liberty	48 45				
				170	A	Georgia St.	63 70	339	A	N.C. Central	57 66				
								41	A	North Carolina	62 83				
								188	A	High Point	75 82				
								180	A	Campbell	49 53				

Non-Div I Games:	Pfeiffer	92 23	UNC Pembroke	72 32	Lees-McRae	92 36	Young Harris	62 29
								UNC Greensboro



Average RPI	Win:	337	WON-LOST	WINNING	LAST 10	STRENGTH OF	OPP. STRENGTH	TEAM	ADJ.	CONF.	ADJ CONF.
Average RPI	Loss:	90	RECORD	PCT. RANK	GAMES	SCHEDULE	OF SCHEDULE	RPI	RPI	RPI	RPI
DIV. I ONLY		4- 4		159	6-4	260	308	207	207	13	13
DIV. I NON-CONF.		4- 4		159	1- 0	260	308	207	207	13	13
<hr/>											
TOTALS	RPI 1-25		RPI 26-50		W-L RECORDS	RPI 51-100		RPI 101-150		RPI 150+	
4- 4	0- 0		0- 1		OVERALL	0- 1		0- 2		4- 0	
3- 0	0- 0		0- 0		HOME	0- 0		0- 0		3- 0	
1- 4	0- 0		0- 1		AWAY	0- 1		0- 2		1- 0	
0- 0	0- 0		0- 0		NEUTRAL	0- 0		0- 0		0- 0	
4- 4	0- 0		0- 1		NON-CONFERENCE	0- 1		0- 2		4- 0	
3- 0	0- 0		0- 0		HOME	0- 0		0- 0		3- 0	
1- 4	0- 0		0- 1		AWAY	0- 1		0- 2		1- 0	
0- 0	0- 0		0- 0		NEUTRAL	0- 0		0- 0		0- 0	
0- 0	0- 0		0- 0		CONFERENCE	0- 0		0- 0		0- 0	
0- 0	0- 0		0- 0		HOME	0- 0		0- 0		0- 0	
0- 0	0- 0		0- 0		AWAY	0- 0		0- 0		0- 0	
0- 0	0- 0		0- 0		NEUTRAL	0- 0		0- 0		0- 0	

RPI	S	Opponent	Score	RPI	S	Opponent	Score	RPI	S	Opponent	Score	RPI	S	Opponent	Score	Team's RPI: 207
41	A	North Carolina	55 82	71	A	Ohio	72 95	120	A	Pittsburgh	56 60	128	A	VCU	47 58	
								321	H	Presbyteria n	63 48	339	A	N. C. Central	89 82	
								342	H	Grand Canyon	77 55	347	H	Longwood	35 33	
<hr/>																
LAST 12 Division I GAMES:																
347	H	Longwood	35 33	339	A	N. C. Central	89 82	342	H	Grand Canyon	77 55	321	H	Presbyteria n	63 48	
120	A	Pittsburgh	56 60	342	H	Grand Canyon	77 55	71	A	Ohio	72 95					
41	A	North Carolina	55 82													
128	A	VCU	47 58													

Non-Div I Games: Fayetteville St. 72 54 Belmont Abbey 74 58

UNCW

Average RPI Win:	179	WON-LOST	WINNING	LAST 10	STRENGTH OF	OPP. STRENGTH	TEAM	ADJ.	CONF.	ADJ CONF.
Average RPI Loss:	55	RECORD	PCT. RANK	GAMES	SCHEDULE	OF SCHEDULE	RPI	RPI	RPI	RPI
DIV. I ONLY	6- 4	120	6-4	106	70	67	67	14	14	
DIV. I NON-CONF.	6- 4	120	0- 1	106	70	67	67	14	14	
-----										
TOTALS	RPI 1-25	RPI 26-50	W-L RECORDS	RPI 51-100	RPI 101-150	RPI 150+				
6- 4	0- 2	0- 0	OVERALL	1- 1	1- 1	4- 0				
4- 0	0- 0	0- 0	HOME	0- 0	1- 0	3- 0				
2- 3	0- 2	0- 0	AWAY	1- 0	0- 1	1- 0				
0- 1	0- 0	0- 0	NEUTRAL	0- 1	0- 0	0- 0				
6- 4	0- 2	0- 0	NON-CONFERENCE	1- 1	1- 1	4- 0				
4- 0	0- 0	0- 0	HOME	0- 0	1- 0	3- 0				
2- 3	0- 2	0- 0	AWAY	1- 0	0- 1	1- 0				
0- 1	0- 0	0- 0	NEUTRAL	0- 1	0- 0	0- 0				
0- 0	0- 0	0- 0	CONFERENCE	0- 0	0- 0	0- 0				
0- 0	0- 0	0- 0	HOME	0- 0	0- 0	0- 0				
0- 0	0- 0	0- 0	AWAY	0- 0	0- 0	0- 0				
0- 0	0- 0	0- 0	NEUTRAL	0- 0	0- 0	0- 0				

RPI	S	Opponent	Score	RPI	S	Opponent	Score	RPI	S	Opponent	Score	RPI	S	Opponent	Score
11	A	Iowa	57 83					57	A	IUPUI	53 40	102	H	Creighton	65 55
17	A	Marquette	61 102					78	N	Boise St.	60 61	115	A	Northern Ill.	59 70
												176	H	North Dakota	64 60
												216	H	Delaware	79 67
												243	A	Long Beach St.	71 64
												279	H	Omaha	79 50
-----															
LAST 12 Division I GAMES:															
279	H	Omaha	79 50	115	A	Northern Ill.	59 70	17	A	Marquette	61 102	102	H	Creighton	65 55
11	A	Iowa	57 83	17	A	Marquette	61 102	216	H	Delaware	79 67				
176	H	North Dakota	64 60												
57	A	IUPUI	53 40												
78	N	Boise St.	60 61												
243	A	Long Beach St.	71 64												

Non-Div I Games: Minnesota St. 73 56

UNI

Average RPI Win: 253  
Average RPI Loss: 115

WON-LOST  
RECORD

WINNING  
PCT. RANK

LAST 10  
GAMES

STRENGTH OF  
SCHEDULE

OPP. STRENGTH  
OF SCHEDULE

TEAM  
RPI

ADJ.  
RPI

CONF.  
RPI

ADJ CONF.  
RPI

DIV. I ONLY	2- 9	298	2-8	68	174	251	251	9	9
DIV. I NON-CONF.	2- 9	298	1- 0	68	174	251	251	9	9
<hr/>									
TOTALS	RPI 1-25	RPI 26-50	W-L RECORDS	RPI 51-100	RPI 101-150	RPI 150+			
2- 9	0- 1	0- 2	OVERALL	0- 3	0- 0	2- 3			
2- 5	0- 1	0- 1	HOME	0- 2	0- 0	2- 1			
0- 4	0- 0	0- 1	AWAY	0- 1	0- 0	0- 2			
0- 0	0- 0	0- 0	NEUTRAL	0- 0	0- 0	0- 0			
2- 9	0- 1	0- 2	NON-CONFERENCE	0- 3	0- 0	2- 3			
2- 5	0- 1	0- 1	HOME	0- 2	0- 0	2- 1			
0- 4	0- 0	0- 1	AWAY	0- 1	0- 0	0- 2			
0- 0	0- 0	0- 0	NEUTRAL	0- 0	0- 0	0- 0			
0- 0	0- 0	0- 0	CONFERENCE	0- 0	0- 0	0- 0			
0- 0	0- 0	0- 0	HOME	0- 0	0- 0	0- 0			
0- 0	0- 0	0- 0	AWAY	0- 0	0- 0	0- 0			
0- 0	0- 0	0- 0	NEUTRAL	0- 0	0- 0	0- 0			

RPI 1-25				RPI 26-50				RPI 51-100				RPI 101+ Team's RPI: 251			
RPI	S	Opponent	Score	RPI	S	Opponent	Score	RPI	S	Opponent	Score	RPI	S	Opponent	Score
16	H	Gonzaga	59 70	39	H	Southern California	72 86	51	H	Middle Tenn.	62 66	155	A	Portland St.	49 58
				47	A	Duke	38 66	81	H	Wright St.	52 68	225	H	Florida	56 53
								92	A	UC Irvine	55 57	264	H	Hawaii	61 66
												281	H	UC Santa Barbara	69 51
												293	A	South Carolina St.	49 58
<hr/>															
LAST 12 Division I GAMES:															
293	A	South Carolina St.	49 58	225	H	Florida	56 53	51	H	Middle Tenn.	62 66	264	H	Hawaii	61 66
47	A	Duke	38 66	51	H	Middle Tenn.	62 66	155	A	Portland St.	49 58	81	H	Wright St.	52 68
39	H	Southern California	72 86	264	H	Hawaii	61 66								
281	H	UC Santa Barbara	69 51												
16	H	Gonzaga	59 70												
92	A	UC Irvine	55 57												

Non-Div I Games:

UNLV

Average RPI	Win: 339	WON-LOST	WINNING	LAST 10	STRENGTH OF	OPP. STRENGTH	TEAM	ADJ.	CONF.	ADJ CONF.
Average RPI	Loss: 200	RECORD	PCT. RANK	GAMES	SCHEDULE	OF SCHEDULE	RPI	RPI	RPI	RPI

DIV. I ONLY	1- 7	318	4-6	244	316	303	303	29	29
DIV. I NON-CONF.	1- 7	318	0- 0	244	316	303	303	29	29
TOTALS	RPI 1-25	RPI 26-50	W-L RECORDS	RPI 51-100	RPI 101-150	RPI 150+			
1- 7	0- 0	0- 1	OVERALL	0- 0	0- 1	1- 5			
0- 0	0- 0	0- 0	HOME	0- 0	0- 0	0- 0			
1- 7	0- 0	0- 1	AWAY	0- 0	0- 1	1- 5			
0- 0	0- 0	0- 0	NEUTRAL	0- 0	0- 0	0- 0			
1- 7	0- 0	0- 1	NON-CONFERENCE	0- 0	0- 1	1- 5			
0- 0	0- 0	0- 0	HOME	0- 0	0- 0	0- 0			
1- 7	0- 0	0- 1	AWAY	0- 0	0- 1	1- 5			
0- 0	0- 0	0- 0	NEUTRAL	0- 0	0- 0	0- 0			
0- 0	0- 0	0- 0	CONFERENCE	0- 0	0- 0	0- 0			
0- 0	0- 0	0- 0	HOME	0- 0	0- 0	0- 0			
0- 0	0- 0	0- 0	AWAY	0- 0	0- 0	0- 0			
0- 0	0- 0	0- 0	NEUTRAL	0- 0	0- 0	0- 0			

RPI	S	Opponent	Score	RPI	S	Opponent	Score	RPI	S	Opponent	Score	RPI	S	Opponent	Score
27	A	Virginia Tech	45 96									111	A	Nebraska	64 87
												164	A	East Carolina	53 63
												229	A	Furman	67 78
												279	A	Omaha	69 96
												293	A	South Carolina St.	66 71
												295	A	Western Caro.	64 68
												339	A	N. C. Central	82 63
Team's RPI: 303															
LAST 12 Division I GAMES:															
111	A	Nebraska	64 87	164	A	East Carolina	53 63	295	A	Western Caro.	64 68	293	A	South Carolina St.	66 71
279	A	Omaha	69 96	293	A	South Carolina St.	66 71	339	A	N. C. Central	82 63	229	A	Furman	67 78
27	A	Virginia Tech	45 96												

Non-Div I Games: Brevard 71 53 Converse 69 51 UNKNOWN 101 53

Average RPI Win: 219

Average RPI Loss: 62

WON-LOST  
RECORDWINNING  
PCT. RANKLAST 10  
GAMESSTRENGTH OF  
SCHEDULEOPP. STRENGTH  
OF SCHEDULETEAM  
RPIADJ.  
RPICONF.  
RPIADJ CONF.  
RPIDIV. I ONLY  
DIV. I NON-CONF.7- 3  
7- 381  
817-3  
0- 1254  
254112  
112137  
137137  
13719  
1919  
19

TOTALS

RPI 1-25

RPI 26-50

W-L RECORDS

RPI 51-100

RPI 101-150

RPI 150+

7- 3  
3- 2  
4- 1  
0- 00- 0  
0- 0  
0- 0  
0- 00- 2  
0- 2  
0- 0  
0- 0OVERALL  
HOME  
AWAY  
NEUTRAL0- 1  
0- 0  
0- 1  
0- 03- 0  
1- 0  
2- 0  
0- 04- 0  
2- 0  
2- 0  
0- 07- 3  
3- 2  
4- 1  
0- 00- 0  
0- 0  
0- 0  
0- 00- 2  
0- 2  
0- 0  
0- 0NON-CONFERENCE  
HOME  
AWAY  
NEUTRAL0- 1  
0- 0  
0- 1  
0- 03- 0  
1- 0  
2- 0  
0- 04- 0  
2- 0  
2- 0  
0- 00- 0  
0- 0  
0- 0  
0- 00- 0  
0- 0  
0- 0  
0- 00- 0  
0- 0  
0- 0  
0- 0CONFERENCE  
HOME  
AWAY  
NEUTRAL0- 0  
0- 0  
0- 0  
0- 00- 0  
0- 0  
0- 0  
0- 00- 0  
0- 0  
0- 0  
0- 0

RPI 1-25

RPI 26-50

RPI 51-100

RPI 101+

Team's RPI: 137

RPI S Opponent Score

RPI S Opponent Score

39 H Southern California 61 73  
48 H Arkansas 65 66

RPI S Opponent Score

99 A Fresno St. 61 70

RPI S Opponent Score

121 A Houston 65 61  
122 H Grambling 78 54  
127 A Oral Roberts 80 62  
270 A San Francisco 80 73  
287 H UTSA 53 48  
300 A Incarnate Word 97 49  
307 H Jackson St. 99 63

LAST 12 Division I GAMES:

39 H Southern California	61	73	127 A Oral Roberts	80	62
287 H UTSA	53	48	300 A Incarnate Word	97	49
121 A Houston	65	61	270 A San Francisco	80	73
307 H Jackson St.	99	63	99 A Fresno St.	61	70
			122 H Grambling	78	54
			48 H Arkansas	65	66

U  
T  
A  
r  
l  
i  
n  
g  
t  
o  
nU  
T  
A  
r  
l  
i  
n  
g  
t  
o  
n

Non-Div I Games:

UT Arlington



Average RPI Win: **306**  
 Average RPI Loss: **162**

WON-LOST  
RECORD

WINNING  
PCT. RANK

LAST 10  
GAMES

STRENGTH OF  
SCHEDULE

OPP. STRENGTH  
OF SCHEDULE

TEAM  
RPI

ADJ.  
RPI

CONF.  
RPI

ADJ CONF.  
RPI

DIV. I ONLY	3- 9	271	1-9	207	317	309	309	16	16
DIV. I NON-CONF.	3- 9	271	0- 1	207	317	309	309	16	16
<hr/>									
TOTALS	RPI 1-25	RPI 26-50	W-L RECORDS	RPI 51-100	RPI 101-150	RPI 150+			
3- 9	0- 1	0- 0	OVERALL	0- 0	0- 3	3- 5			
2- 5	0- 0	0- 0	HOME	0- 0	0- 2	2- 3			
0- 3	0- 1	0- 0	AWAY	0- 0	0- 1	0- 1			
1- 1	0- 0	0- 0	NEUTRAL	0- 0	0- 0	1- 1			
3- 9	0- 1	0- 0	NON-CONFERENCE	0- 0	0- 3	3- 5			
2- 5	0- 0	0- 0	HOME	0- 0	0- 2	2- 3			
0- 3	0- 1	0- 0	AWAY	0- 0	0- 1	0- 1			
1- 1	0- 0	0- 0	NEUTRAL	0- 0	0- 0	1- 1			
0- 0	0- 0	0- 0	CONFERENCE	0- 0	0- 0	0- 0			
0- 0	0- 0	0- 0	HOME	0- 0	0- 0	0- 0			
0- 0	0- 0	0- 0	AWAY	0- 0	0- 0	0- 0			
0- 0	0- 0	0- 0	NEUTRAL	0- 0	0- 0	0- 0			

RPI 1-25				RPI 26-50				RPI 51-100				RPI 101+ Team's RPI: 309			
RPI	S	Opponent	Score	RPI	S	Opponent	Score	RPI	S	Opponent	Score	RPI	S	Opponent	Score
23	A	New Mexico	51 <b>69</b>									104	A	Arizona	40 <b>62</b>
												142	H	Abilene Christian	69 <b>70</b>
												144	H	New Mexico St.	65 <b>69</b>
												155	H	Portland St.	61 <b>89</b>
												175	H	Nicholls St.	56 <b>58</b>
												184	H	Arkansas St.	66 <b>67</b>
												213	N	Akron	57 <b>64</b>
												262	N	Western Ill.	84 72
												306	H	CSU Bakersfield	53 47
												319	A	Weber St.	63 <b>68</b>
												351	H	Alcorn	77 51
<hr/>															
LAST 12 Division I GAMES:															
155	H	Portland St.	61 <b>89</b>	213	N	Akron	57 <b>64</b>								
23	A	New Mexico	51 <b>69</b>	262	N	Western Ill.	84 72								
184	H	Arkansas St.	66 <b>67</b>	104	A	Arizona	40 <b>62</b>								
319	A	Weber St.	63 <b>68</b>	144	H	New Mexico St.	65 <b>69</b>								
142	H	Abilene Christian	69 <b>70</b>	306	H	CSU Bakersfield	53 47								
175	H	Nicholls St.	56 <b>58</b>	351	H	Alcorn	77 51								

Non-Div I Games:

UTEP

Average RPI Win: 291  
Average RPI Loss: 223

WON-LOST  
RECORD

WINNING  
PCT. RANK

LAST 10  
GAMES

STRENGTH OF  
SCHEDULE

OPP. STRENGTH  
OF SCHEDULE

TEAM  
RPI

ADJ.  
RPI

CONF.  
RPI

ADJ CONF.  
RPI

DIV. I ONLY	4- 5	191	5-5	345	249	327	327	30	30
DIV. I NON-CONF.	4- 5	191	0- 1	345	249	327	327	30	30
-----									
TOTALS	RPI 1-25	RPI 26-50	W-L RECORDS	RPI 51-100	RPI 101-150	RPI 150+			
4- 5	0- 0	0- 0	OVERALL	0- 1	0- 0	4- 4			
2- 3	0- 0	0- 0	HOME	0- 1	0- 0	2- 2			
2- 2	0- 0	0- 0	AWAY	0- 0	0- 0	2- 2			
0- 0	0- 0	0- 0	NEUTRAL	0- 0	0- 0	0- 0			
4- 5	0- 0	0- 0	NON-CONFERENCE	0- 1	0- 0	4- 4			
2- 3	0- 0	0- 0	HOME	0- 1	0- 0	2- 2			
2- 2	0- 0	0- 0	AWAY	0- 0	0- 0	2- 2			
0- 0	0- 0	0- 0	NEUTRAL	0- 0	0- 0	0- 0			
0- 0	0- 0	0- 0	CONFERENCE	0- 0	0- 0	0- 0			
0- 0	0- 0	0- 0	HOME	0- 0	0- 0	0- 0			
0- 0	0- 0	0- 0	AWAY	0- 0	0- 0	0- 0			
0- 0	0- 0	0- 0	NEUTRAL	0- 0	0- 0	0- 0			

RPI 1-25				RPI 26-50				RPI 51-100				RPI 101+ Team's RPI: 327			
RPI	S	Opponent	Score	RPI	S	Opponent	Score	RPI	S	Opponent	Score	RPI	S	Opponent	Score
								53	H	Texas	66 81	174	H	Prairie View	57 50
												208	H	Texas Southern	55 69
												239	A	Massachusetts	70 74
												287	A	UTSA	58 61
												326	A	Canisius	57 53
												328	A	A&M-Corpus Christi	70 57
												328	H	A&M-Corpus Christi	49 59
												335	H	Louisiana	75 60
LAST 12 Division I GAMES:															
335	H	Louisiana	75 60	53	H	Texas	66 81	208	H	Texas Southern	55 69				
174	H	Prairie View	57 50	328	A	A&M-Corpus Christi	70 57								
239	A	Massachusetts	70 74												
326	A	Canisius	57 53												
287	A	UTSA	58 61												
328	H	A&M-Corpus Christi	49 59												

Non-Div I Games: Texas Lutheran 82 38 UNKNOWN 74 43

UTRGV

Loss, Non-Conf, S Site, H Home A Away N Neutral



U  
T  
S  
A

UTSA				Through Games Of Dec. 23, 2018									
Average RPI	Win:	278	WON-LOST	WINNING	LAST 10	STRENGTH OF	OPP. STRENGTH	TEAM	ADJ.	CONF.	ADJ CONF.		
Average RPI	Loss:	136	RECORD	PCT. RANK	GAMES	SCHEDULE	OF SCHEDULE	RPI	RPI	RPI	RPI		
DIV. I ONLY		3- 7		253	3-7	172		243	287	287	16	16	
DIV. I NON-CONF.		3- 7		253	0- 1	172		243	287	287	16	16	
-----													
TOTALS		RPI 1-25		RPI 26-50		W-L RECORDS		RPI 51-100		RPI 101-150		RPI 150+	
3- 7		0- 0		0- 0		OVERALL		0- 2		0- 3		3- 2	
3- 3		0- 0		0- 0		HOME		0- 1		0- 1		3- 1	
0- 3		0- 0		0- 0		AWAY		0- 1		0- 2		0- 0	
0- 1		0- 0		0- 0		NEUTRAL		0- 0		0- 0		0- 1	
3- 7		0- 0		0- 0		NON-CONFERENCE		0- 2		0- 3		3- 2	
3- 3		0- 0		0- 0		HOME		0- 1		0- 1		3- 1	
0- 3		0- 0		0- 0		AWAY		0- 1		0- 2		0- 0	
0- 1		0- 0		0- 0		NEUTRAL		0- 0		0- 0		0- 1	
0- 0		0- 0		0- 0		CONFERENCE		0- 0		0- 0		0- 0	
0- 0		0- 0		0- 0		HOME		0- 0		0- 0		0- 0	
0- 0		0- 0		0- 0		AWAY		0- 0		0- 0		0- 0	
0- 0		0- 0		0- 0		NEUTRAL		0- 0		0- 0		0- 0	

U  
T  
S  
A

RPI 1-25				RPI 26-50				RPI 51-100				RPI 101+ Team's RPI: 287					
RPI	S	Opponent	Score	RPI	S	Opponent	Score	RPI	S	Opponent	Score	RPI	S	Opponent	Score		
								53	A	Texas	54	98	110	A	Seton Hall I	53	84
								57	H	IUPUI	50	58	131	H	Utah St.	56	62
													137	A	UT Arlington	48	53
													183	H	Texas St.	60	68
													188	H	San Diego	87	77
													283	N	UMBC	58	72
													319	H	Weber St.	66	59
													327	H	UTRGV	61	58
-----																	
LAST 12 Division I GAMES:																	
183	H	Texas St.	60	68	137	A	UT Arlington	48	53								
327	H	UTRGV	61	58	188	H	San Diego	87	77								
110	A	Seton Hall I	53	84	131	H	Utah St.	56	62								
283	N	UMBC	58	72	53	A	Texas	54	98								
					319	H	Weber St.	66	59								
					57	H	IUPUI	50	58								

Non-Div I Games: Concordia (TX) 78 51

UTSA

# U t a h

U  
t  
a  
h

Utah

Average RPI Win: 241

Average RPI Loss: 80

WON-LOST  
RECORDWINNING  
PCT. RANKLAST 10  
GAMESSTRENGTH OF  
SCHEDULEOPP. STRENGTH  
OF SCHEDULETEAM  
RPIADJ.  
RPICONF.  
RPIADJ CONF.  
RPIDIV. I ONLY  
DIV. I NON-CONF.4- 6  
4- 6210  
2104-6  
0- 156  
56115  
115131  
131131  
1319  
99  
9

TOTALS

RPI 1-25

RPI 26-50

W-L RECORDS

RPI 51-100

RPI 101-150

RPI 150+

4- 6 0- 1  
1- 3 0- 1  
3- 1 0- 0  
0- 2 0- 00- 2  
0- 0  
0- 0  
0- 2OVERALL  
HOME  
AWAY  
NEUTRAL0- 2  
0- 1  
0- 1  
0- 01- 0  
0- 0  
1- 0  
0- 03- 1  
1- 1  
2- 0  
0- 04- 6 0- 1  
1- 3 0- 1  
3- 1 0- 0  
0- 2 0- 00- 2  
0- 0  
0- 0  
0- 2NON-CONFERENCE  
HOME  
AWAY  
NEUTRAL0- 2  
0- 1  
0- 1  
0- 01- 0  
0- 0  
1- 0  
0- 03- 1  
1- 1  
2- 0  
0- 00- 0 0- 0  
0- 0 0- 0  
0- 0 0- 0  
0- 0 0- 00- 0  
0- 0  
0- 0  
0- 0CONFERENCE  
HOME  
AWAY  
NEUTRAL0- 0  
0- 0  
0- 0  
0- 00- 0  
0- 0  
0- 0  
0- 00- 0  
0- 0  
0- 0  
0- 0

RPI 1-25

RPI 26-50

RPI 51-100

RPI 101+

Team's RPI: 131

RPI S Opponent Score  
3 H Oregon 58 88RPI S Opponent Score  
39 N Southern Cal i forni a 46 55  
44 N Col orado 68 78RPI S Opponent Score  
56 H BYU 57 62  
93 A Portl and 54 61RPI S Opponent Score  
138 A Washington St. 72 61  
243 H Long Beach St. 48 50  
261 A North Texas 57 41  
276 H Utah Valley 67 62  
287 A UTSA 62 56

LAST 12 Division I GAMES:

243 H Long Beach St. 48 50	287 A UTSA 62 56
276 H Utah Valley 67 62	93 A Portl and 54 61
261 A North Texas 57 41	44 N Col orado 68 78
138 A Washington St. 72 61	39 N Southern Cal i forni a 46 55
	56 H BYU 57 62
	3 H Oregon 58 88

Non-Div I Games:

Northern N.M.

106 35

Utah St.

Average RPI Win:

265

Average RPI Loss:

105

WON-LOST  
RECORDWINNING  
PCT. RANKLAST 10  
GAMESSTRENGTH OF  
SCHEDULEOPP. STRENGTH  
OF SCHEDULETEAM  
RPIADJ.  
RPICONF.  
RPIADJ CONF.  
RPIDIV. I ONLY  
DIV. I NON-CONF.3- 6  
3- 6240  
2404-6  
1- 0216  
216129  
129276  
276276  
27630  
3030  
30

TOTALS

RPI 1-25

RPI 26-50

W-L RECORDS

RPI 51-100

RPI 101-150

RPI 150+

3- 6

0- 0

0- 0

OVERALL

0- 4

0- 1

3- 1

3- 2

0- 0

0- 0

HOME

0- 2

0- 0

3- 0

0- 4

0- 0

0- 0

AWAY

0- 2

0- 1

0- 1

0- 0

0- 0

0- 0

NEUTRAL

0- 0

0- 0

0- 0

3- 6

0- 0

0- 0

NON-CONFERENCE

0- 4

0- 1

3- 1

3- 2

0- 0

0- 0

HOME

0- 2

0- 0

3- 0

0- 4

0- 0

0- 0

AWAY

0- 2

0- 1

0- 1

0- 0

0- 0

0- 0

NEUTRAL

0- 0

0- 0

0- 0

0- 0

0- 0

0- 0

CONFERENCE

0- 0

0- 0

0- 0

0- 0

0- 0

0- 0

HOME

0- 0

0- 0

0- 0

0- 0

0- 0

0- 0

AWAY

0- 0

0- 0

0- 0

0- 0

0- 0

0- 0

NEUTRAL

0- 0

0- 0

0- 0

RPI 1-25

RPI 26-50

RPI 51-100

RPI 101+




Team's RPI: 276




RPI S Opponent Score




RPI S Opponent Score




RPI S Opponent Score




RPI S Opponent Score



56   BYU 51  77




59   Idaho St. 68  80



85   Utah 47  85



93   Portland 60  65

131   Utah St. 62  67



194   UC Ri versi de 56 53



203   Southern Utah 59  60




281   UC Santa Barbara 63 54




319   Weber St. 65 59




LAST 12 Division I GAMES:




194   UC Ri versi de 56 53




319   Weber St. 65 59




131   Utah St. 62  67



59   Idaho St. 68  80

203   Southern Utah 59  60

85   Utah 47  85

56   BYU 51  77

93   Portland 60  65

281   UC Santa Barbara 63 54

Non-Div I Games:

Ottawa (AZ)





90 61

La Verne

86 79

Arizona Christian 76 68

Utah Valley

 Loss,  Non-Conf, S Site,  Home  Away N Neutral

Average RPI Win:	223	WON-LOST	WINNING	LAST 10	STRENGTH OF	OPP. STRENGTH	TEAM	ADJ.	CONF.	ADJ CONF.
Average RPI Loss:	73	RECORD	PCT. RANK	GAMES	SCHEDULE	OF SCHEDULE	RPI	RPI	RPI	RPI
DIV. I ONLY	7- 5	132	5-5	183	128	128	128	17	17	
DIV. I NON-CONF.	7- 5	132	1- 0	183	128	128	128	17	17	
-----										
TOTALS	RPI 1-25	RPI 26-50	W-L RECORDS	RPI 51-100	RPI 101-150	RPI 150+				
7- 5	0- 0	0- 2	OVERALL	1- 1	1- 2	5- 0				
3- 1	0- 0	0- 0	HOME	1- 0	0- 1	2- 0				
3- 3	0- 0	0- 2	AWAY	0- 0	1- 1	2- 0				
1- 1	0- 0	0- 0	NEUTRAL	0- 1	0- 0	1- 0				
7- 5	0- 0	0- 2	NON-CONFERENCE	1- 1	1- 2	5- 0				
3- 1	0- 0	0- 0	HOME	1- 0	0- 1	2- 0				
3- 3	0- 0	0- 2	AWAY	0- 0	1- 1	2- 0				
1- 1	0- 0	0- 0	NEUTRAL	0- 1	0- 0	1- 0				
0- 0	0- 0	0- 0	CONFERENCE	0- 0	0- 0	0- 0				
0- 0	0- 0	0- 0	HOME	0- 0	0- 0	0- 0				
0- 0	0- 0	0- 0	AWAY	0- 0	0- 0	0- 0				
0- 0	0- 0	0- 0	NEUTRAL	0- 0	0- 0	0- 0				

RPI	S	Opponent	Score	RPI	S	Opponent	Score	RPI	S	Opponent	Score	RPI	S	Opponent	Score	Team's RPI: 128
26	A	Old Dominion	57 60	57	N	IUPUI	61 63	106	H	Radford	49 54	134	A	Cincinnati	54 66	
41	A	North Carolina	47 59	58	H	Wake Forest	53 40	140	A	Georgetown	47 45	160	A	William & Mary	72 55	
								207	H	UNCW	58 47	319	N	Weber St.	64 36	
								330	A	N. C. A&T	54 48	347	H	Longwood	84 55	
-----																
LAST 12 Division I GAMES:																
26	A	Old Dominion	57 60	330	A	N. C. A&T	54 48	106	H	Radford	49 54	58	H	Wake Forest	53 40	
134	A	Cincinnati	54 66	106	H	Radford	49 54	41	A	North Carolina	47 59	347	H	Longwood	84 55	
140	A	Georgetown	47 45	58	H	Wake Forest	53 40	160	A	William & Mary	72 55					
207	H	UNCW	58 47	41	A	North Carolina	47 59									
57	N	IUPUI	61 63	347	H	Longwood	84 55									
319	N	Weber St.	64 36	160	A	William & Mary	72 55									

Non-Div I Games:

VCU

RPI 1-25				RPI 26-50				RPI 51-100				RPI 101+				Team's RPI: 304	
RPI	S	Opponent	Score	RPI	S	Opponent	Score	RPI	S	Opponent	Score	RPI	S	Opponent	Score		
								76	H	Toledo	59	65	125	H	Miami (OH)	47	68
												153	H	Bowling Green	72	79	
												163	A	Illinois	54	73	
												176	H	North Dakota	56	62	
												199	H	Eastern Ill.	62	60	
												206	A	Morehead St.	62	68	
												298	N	St. Francis Brooklyn	78	76	
												311	A	UIC	65	75	
												325	H	North Dakota St.	48	51	
												331	A	Chicago St.	76	70	
												340	A	Purdue Fort Wayne	68	64	
LAST 12 Division I GAMES:																	
				325	H	North Dakota St.	48	51	153	H	Bowling Green	72	79				
				125	H	Miami (OH)	47	68	340	A	Purdue Fort Wayne	68	64				
				199	H	Eastern Ill.	62	60	206	A	Morehead St.	62	68				
				331	A	Chicago St.	76	70	163	A	Illinois	54	73				
				76	H	Toledo	59	65	176	H	North Dakota	56	62				
				298	N	St. Francis Brooklyn	78	76	311	A	UIC	65	75				

Val parai so

Average RPI	Win: 307	WON-LOST	WINNING	LAST 10	STRENGTH OF	OPP. STRENGTH	TEAM	ADJ.	CONF.	ADJ CONF.
Average RPI	Loss: 56	RECORD	PCT. RANK	GAMES	SCHEDULE	OF SCHEDULE	RPI	RPI	RPI	RPI
DIV. I ONLY	4- 8	240	4-6	41	190	171	171	6	6	
DIV. I NON-CONF.	4- 8	240	0- 1	41	190	171	171	6	6	
-----										
TOTALS	RPI 1-25	RPI 26-50	W-L RECORDS	RPI 51-100	RPI 101-150	RPI 150+				
4- 8	0- 3	0- 0	OVERALL	0- 3	0- 2	4- 0				
3- 2	0- 0	0- 0	HOME	0- 1	0- 1	3- 0				
1- 3	0- 1	0- 0	AWAY	0- 2	0- 0	1- 0				
0- 3	0- 2	0- 0	NEUTRAL	0- 0	0- 1	0- 0				
4- 8	0- 3	0- 0	NON-CONFERENCE	0- 3	0- 2	4- 0				
3- 2	0- 0	0- 0	HOME	0- 1	0- 1	3- 0				
1- 3	0- 1	0- 0	AWAY	0- 2	0- 0	1- 0				
0- 3	0- 2	0- 0	NEUTRAL	0- 0	0- 1	0- 0				
0- 0	0- 0	0- 0	CONFERENCE	0- 0	0- 0	0- 0				
0- 0	0- 0	0- 0	HOME	0- 0	0- 0	0- 0				
0- 0	0- 0	0- 0	AWAY	0- 0	0- 0	0- 0				
0- 0	0- 0	0- 0	NEUTRAL	0- 0	0- 0	0- 0				

RPI 1-25				RPI 26-50				RPI 51-100				RPI 101+ Team's RPI : 171			
RPI	S	Opponent	Score	RPI	S	Opponent	Score	RPI	S	Opponent	Score	RPI	S	Opponent	Score
2	N	UConn	42 80					51	A	Middle Tenn.	58 65	102	N	Creighton	55 75
5	A	NC State	54 74					60	H	Central Mich.	57 66	141	H	North Ala.	71 74
20	N	Miami (FL)	65 90					69	A	Kansas St.	61 72	258	A	Ball St.	60 43
												301	H	Tennessee St.	89 63
												321	H	Presbyterian	78 43
												346	H	Austin Peay	99 70
LAST 12 Division I GAMES:															
				60	H	Central Mich.	57 66					102	N	Creighton	55 75
				258	A	Ball St.	60 43					20	N	Miami (FL)	65 90
				69	A	Kansas St.	61 72					5	A	NC State	54 74
				321	H	Presbyterian	78 43					346	H	Austin Peay	99 70
				301	H	Tennessee St.	89 63					51	A	Middle Tenn.	58 65
				2	N	UConn	42 80					141	H	North Ala.	71 74

Non-Div I Games:

Vanderbilt

Average RPI Win:	303	WON-LOST	WINNING	LAST 10	STRENGTH OF	OPP. STRENGTH	TEAM	ADJ.	CONF.	ADJ CONF.
Average RPI Loss:	187	RECORD	PCT. RANK	GAMES	SCHEDULE	OF SCHEDULE	RPI	RPI	RPI	RPI

DIV. I ONLY	3- 7	253	3-7	263	301	312	312	24	24
DIV. I NON-CONF.	3- 7	253	0- 1	263	301	312	312	24	24
TOTALS	RPI 1-25	RPI 26-50	W-L RECORDS	RPI 51-100	RPI 101-150	RPI 150+			
3- 7	0- 0	0- 0	OVERALL	0- 0	0- 3	3- 4			
2- 5	0- 0	0- 0	HOME	0- 0	0- 2	2- 3			
1- 2	0- 0	0- 0	AWAY	0- 0	0- 1	1- 1			
0- 0	0- 0	0- 0	NEUTRAL	0- 0	0- 0	0- 0			
3- 7	0- 0	0- 0	NON-CONFERENCE	0- 0	0- 3	3- 4			
2- 5	0- 0	0- 0	HOME	0- 0	0- 2	2- 3			
1- 2	0- 0	0- 0	AWAY	0- 0	0- 1	1- 1			
0- 0	0- 0	0- 0	NEUTRAL	0- 0	0- 0	0- 0			
0- 0	0- 0	0- 0	CONFERENCE	0- 0	0- 0	0- 0			
0- 0	0- 0	0- 0	HOME	0- 0	0- 0	0- 0			
0- 0	0- 0	0- 0	AWAY	0- 0	0- 0	0- 0			
0- 0	0- 0	0- 0	NEUTRAL	0- 0	0- 0	0- 0			

RPI 1-25	RPI 26-50	RPI 51-100	RPI 101+	Team's RPI: 312
RPI S Opponent Score	RPI S Opponent Score	RPI S Opponent Score	RPI S Opponent Score	
			116 H Rhode Island	58 61
			119 H Yale	55 58
			149 A South Fla.	55 102
			159 H Drexel	44 60
			198 H Holy Cross	40 65
			241 H Dartmouth	42 66
			245 H Rider	54 49
			326 A Canisius	46 67
			329 A NJIT	71 63
			336 H Wagner	56 54
LAST 12 Division I GAMES:				
149 A South Fla.	55 102	159 H Drexel	44 60	
119 H Yale	55 58	326 A Canisius	46 67	
329 A NJIT	71 63	241 H Dartmouth	42 66	
198 H Holy Cross	40 65	245 H Rider	54 49	
336 H Wagner	56 54			
116 H Rhode Island	58 61			

Non-Div I Games: Norwich 78 28

Vermont



Average RPI Win:	186	WON-LOST	WINNING	LAST 10	STRENGTH OF	OPP. STRENGTH	TEAM	ADJ.	CONF.	ADJ CONF.
Average RPI Loss:	25	RECORD	PCT. RANK	GAMES	SCHEDULE	OF SCHEDULE	RPI	RPI	RPI	RPI
DIV. I ONLY	8- 2	50	8-2	85	114	29	29	3	3	
DIV. I NON-CONF.	8- 2	50	1- 0	85	114	29	29	3	3	
-----										
TOTALS	RPI 1-25	RPI 26-50	W-L RECORDS	RPI 51-100	RPI 101-150	RPI 150+				
8- 2	0- 1	0- 1	OVERALL	1- 0	2- 0	5- 0				
5- 0	0- 0	0- 0	HOME	1- 0	2- 0	2- 0				
3- 1	0- 1	0- 0	AWAY	0- 0	0- 0	3- 0				
0- 1	0- 0	0- 1	NEUTRAL	0- 0	0- 0	0- 0				
8- 2	0- 1	0- 1	NON-CONFERENCE	1- 0	2- 0	5- 0				
5- 0	0- 0	0- 0	HOME	1- 0	2- 0	2- 0				
3- 1	0- 1	0- 0	AWAY	0- 0	0- 0	3- 0				
0- 1	0- 0	0- 1	NEUTRAL	0- 0	0- 0	0- 0				
0- 0	0- 0	0- 0	CONFERENCE	0- 0	0- 0	0- 0				
0- 0	0- 0	0- 0	HOME	0- 0	0- 0	0- 0				
0- 0	0- 0	0- 0	AWAY	0- 0	0- 0	0- 0				
0- 0	0- 0	0- 0	NEUTRAL	0- 0	0- 0	0- 0				

RPI	S	Opponent	Score	RPI	S	Opponent	Score	RPI	S	Opponent	Score	RPI	S	Opponent	Score
22	A	UCF	56 71	27	N	Virginia Tech	59 61	87	H	Princeton	67 46	129	H	Hartford	59 41
												146	H	Georgia	62 56
												169	A	Lehigh	70 48
												211	H	Temple	76 68
												217	A	George Washington	60 45
												257	H	La Salle	81 68
												275	A	Saint Joseph's	47 35
-----															
LAST 12 Division I GAMES:															
87	H	Princeton	67 46	146	H	Georgia	62 56	22	A	UCF	56 71	211	H	Temple	76 68
27	N	Virginia Tech	59 61	217	A	George Washington	60 45	27	N	Virginia Tech	59 61	275	A	Saint Joseph's	47 35
257	H	La Salle	81 68	275	A	Saint Joseph's	47 35	257	H	La Salle	81 68				
169	A	Lehigh	70 48					169	A	Lehigh	70 48				
129	H	Hartford	59 41					129	H	Hartford	59 41				

Non-Div I Games:

Average RPI Win: 187

Average RPI Loss: 78

WON-LOST  
RECORDWINNING  
PCT. RANKLAST 10  
GAMESSTRENGTH OF  
SCHEDULEOPP. STRENGTH  
OF SCHEDULETEAM  
RPIADJ.  
RPICONF.  
RPIADJ CONF.  
RPIDIV. I ONLY  
DIV. I NON-CONF.5- 7  
5- 7206  
2065-5  
1- 061  
61100  
100158  
158158  
1581  
11  
1

TOTALS

RPI 1-25

RPI 26-50

W-L RECORDS

RPI 51-100

RPI 101-150

RPI 150+

5- 7

0- 2

1- 1

OVERALL

0- 2

1- 1

3- 1

3- 4

0- 1

0- 0

HOME

0- 1

0- 1

3- 1

1- 2

0- 1

1- 1

AWAY

0- 0

0- 0

0- 0

1- 1

0- 0

0- 0

NEUTRAL

0- 1

1- 0

0- 0

5- 7

0- 2

1- 1

NON-CONFERENCE

0- 2

1- 1

3- 1

3- 4

0- 1

0- 0

HOME

0- 1

0- 1

3- 1

1- 2

0- 1

1- 1

AWAY

0- 0

0- 0

0- 0

1- 1

0- 0

0- 0

NEUTRAL

0- 1

1- 0

0- 0

0- 0

0- 0

0- 0

CONFERENCE

0- 0

0- 0

0- 0

0- 0

0- 0

0- 0

HOME

0- 0

0- 0

0- 0

0- 0

0- 0

0- 0

AWAY

0- 0

0- 0

0- 0

0- 0

0- 0

0- 0

NEUTRAL

0- 0

0- 0

0- 0

RPI 1-25

RPI 26-50

RPI 51-100

RPI 101+

Team's RPI: 158

RPI	S	Opponent	Score
12	H	Mississippi St.	44 72
18	A	Kentucky	51 63

RPI	S	Opponent	Score
26	A	Old Dominion	73 67
33	A	Michigan St.	66 91

RPI	S	Opponent	Score
60	H	Central Mich.	61 74
98	N	Alabama	52 64

RPI	S	Opponent	Score
106	H	Radford	44 57
149	N	South Fla.	74 67
182	H	American	57 54
222	H	Saint Louis	65 67
246	H	Coppin St.	55 41
330	H	N.C. A&T	67 57

LAST 12 Division I GAMES:

222	H	Saint Louis	65	67	149	N	South Fla.	74	67
60	H	Central Mich.	61	74	98	N	Alabama	52	64
330	H	N.C. A&T	67	57	106	H	Radford	44	57
26	A	Old Dominion	73	67	182	H	American	57	54
18	A	Kentucky	51	63	246	H	Coppin St.	55	41
12	H	Mississippi St.	44	72	33	A	Michigan St.	66	91

Virginia

Virginia

Non-Div I Games:

Virginia

Loss, Non-Conf, S Site, H Home A Away N Neutral

Average RPI Win:

166

Average RPI Loss:

0

WON-LOST  
RECORD

12- 0

WINNING  
PCT. RANK

1

LAST 10  
GAMES

10-0

STRENGTH OF  
SCHEDULE

231

OPP. STRENGTH  
OF SCHEDULE

50

TEAM  
RPI

27

ADJ.  
RPI

27

CONF.  
RPI

1

ADJ CONF.  
RPI

1

DIV. I ONLY  
DIV. I NON-CONF.

12- 0

1

1- 0

231

50

27

27

1

1

TOTALS

RPI 1-25

RPI 26-50

W-L RECORDS

RPI 51-100

RPI 101-150

RPI 150+

12- 0

0- 0

1- 0

OVERALL

2- 0

3- 0

6- 0

7- 0

0- 0

0- 0

HOME

1- 0

2- 0

4- 0

1- 0

0- 0

0- 0

AWAY

0- 0

0- 0

1- 0

4- 0

0- 0

1- 0

NEUTRAL

1- 0

1- 0

1- 0

12- 0

0- 0

1- 0

NON-CONFERENCE

2- 0

3- 0

6- 0

7- 0

0- 0

0- 0

HOME

1- 0

2- 0

4- 0

1- 0

0- 0

0- 0

AWAY

0- 0

0- 0

1- 0

4- 0

0- 0

1- 0

NEUTRAL

1- 0

1- 0

1- 0

0- 0

0- 0

0- 0

CONFERENCE

0- 0

0- 0

0- 0

0- 0

0- 0

0- 0

HOME

0- 0

0- 0

0- 0

0- 0

0- 0

0- 0

AWAY

0- 0

0- 0

0- 0

0- 0

0- 0

0- 0

NEUTRAL

0- 0

0- 0

0- 0

RPI 1-25

RPI 26-50

Team's RPI: 27

RPI 51-100

RPI 101+

RPI S Opponent Score

RPI S Opponent Score

29 N Villanova 61 59

RPI S Opponent Score

62 H Rutgers 67 51

68 N Dayton 69 57

RPI S Opponent Score

105 N Ohio St. 81 73

106 H Radford 55 44

135 H Chattanooga 74 59

200 H Mt. St. Mary's 83 51

224 H Ga. Southern 78 49

226 H Monmouth 82 49

263 A Liberty 72 61

266 N Richmond 85 57

303 H USC Upstate 96 45

LAST 12 Division I GAMES:

29 N Villanova 61 59

135 H Chattanooga 74 59

226 H Monmouth 82 49

263 A Liberty 72 61

224 H Ga. Southern 78 49

303 H USC Upstate 96 45

105 N Ohio St. 81 73

68 N Dayton 69 57

200 H Mt. St. Mary's 83 51

106 H Radford 55 44

62 H Rutgers 67 51

266 N Richmond 85 57

Non-Div I Games:

Virginia Tech

Average RPI Win: 347

Average RPI Loss: 226

WON-LOST  
RECORDWINNING  
PCT. RANKLAST 10  
GAMESSTRENGTH OF  
SCHEDULEOPP. STRENGTH  
OF SCHEDULETEAM  
RPIADJ.  
RPICONF.  
RPIADJ CONF.  
RPIDIV. I ONLY  
DIV. I NON-CONF.1- 9  
1- 9328  
3282-8  
0- 1251  
251346  
346336  
336336  
33631  
3131  
31

TOTALS

RPI 1-25

RPI 26-50

W-L RECORDS

RPI 51-100

RPI 101-150

RPI 150+

1- 9  
0- 3  
1- 5  
0- 10- 0  
0- 0  
0- 0  
0- 00- 0  
0- 0  
0- 0  
0- 0OVERALL  
HOME  
AWAY  
NEUTRAL0- 0  
0- 0  
0- 0  
0- 00- 4  
0- 1  
0- 3  
0- 01- 5  
0- 2  
1- 2  
0- 11- 9  
0- 3  
1- 5  
0- 10- 0  
0- 0  
0- 0  
0- 00- 0  
0- 0  
0- 0  
0- 0NON-CONFERENCE  
HOME  
AWAY  
NEUTRAL0- 0  
0- 0  
0- 0  
0- 00- 4  
0- 1  
0- 3  
0- 01- 5  
0- 2  
1- 2  
0- 10- 0  
0- 0  
0- 0  
0- 00- 0  
0- 0  
0- 0  
0- 00- 0  
0- 0  
0- 0  
0- 0CONFERENCE  
HOME  
AWAY  
NEUTRAL0- 0  
0- 0  
0- 0  
0- 00- 0  
0- 0  
0- 0  
0- 00- 0  
0- 0  
0- 0  
0- 0

RPI 1-25

RPI S Opponent Score

RPI 26-50

RPI S Opponent Score

RPI 51-100

RPI S Opponent Score

RPI 101+

Team's RPI: 336

RPI	S	Opponent	Score
108	A	Stony Brook	45 70
110	A	Seton Hall	40 95
119	H	Yale	41 74
145	A	Fordham	59 80
290	A	Saint Peter's	57 69
294	N	Siena	71 74
312	A	Vermont	54 56
320	H	Army West Point	46 61
334	H	Lafayette	43 66
347	A	Longwood	86 60

LAST 12 Division I GAMES:

334	H	Lafayette	43	66	294	N	Siena	71	74
347	A	Longwood	86	60	108	A	Stony Brook	45	70
145	A	Fordham	59	80	320	H	Army West Point	46	61
110	A	Seton Hall	40	95	290	A	Saint Peter's	57	69
					119	H	Yale	41	74
					312	A	Vermont	54	56

W  
a  
g  
n  
e  
rW  
a  
g  
n  
e  
r

Non-Div I Games: Staten Island 86 59

Wagner

Average RPI Win:	159	WON-LOST	WINNING	LAST 10	STRENGTH OF	OPP. STRENGTH	TEAM	ADJ.	CONF.	ADJ CONF.
Average RPI Loss:	99	RECORD	PCT. RANK	GAMES	SCHEDULE	OF SCHEDULE	RPI	RPI	RPI	RPI
DIV. I ONLY	8- 4	94	6-4	43	177	58	58	1	1	
DIV. I NON-CONF.	8- 4	94	1- 0	43	177	58	58	1	1	
-----										
TOTALS	RPI 1-25	RPI 26-50	W-L RECORDS	RPI 51-100	RPI 101-150	RPI 150+				
8- 4	0- 1	0- 0	OVERALL	4- 1	0- 1	4- 1				
6- 2	0- 1	0- 0	HOME	3- 1	0- 0	3- 0				
1- 2	0- 0	0- 0	AWAY	1- 0	0- 1	0- 1				
1- 0	0- 0	0- 0	NEUTRAL	0- 0	0- 0	1- 0				
8- 4	0- 1	0- 0	NON-CONFERENCE	4- 1	0- 1	4- 1				
6- 2	0- 1	0- 0	HOME	3- 1	0- 0	3- 0				
1- 2	0- 0	0- 0	AWAY	1- 0	0- 1	0- 1				
1- 0	0- 0	0- 0	NEUTRAL	0- 0	0- 0	1- 0				
0- 0	0- 0	0- 0	CONFERENCE	0- 0	0- 0	0- 0				
0- 0	0- 0	0- 0	HOME	0- 0	0- 0	0- 0				
0- 0	0- 0	0- 0	AWAY	0- 0	0- 0	0- 0				
0- 0	0- 0	0- 0	NEUTRAL	0- 0	0- 0	0- 0				

RPI 1-25				RPI 26-50				RPI 51-100 Team's RPI: 58				RPI 101+			
RPI	S	Opponent	Score	RPI	S	Opponent	Score	RPI	S	Opponent	Score	RPI	S	Opponent	Score
15	H	Indiana	73 87					52	A	Charlotte	69 43	128	A	VCU	40 53
								75	H	St. John's (NY)	64 59	154	H	Towson	60 53
								89	H	Xavier	50 62	164	A	East Carolina	61 70
								91	H	James Madison	50 49	244	H	UMES	78 67
								96	H	Mercer	69 54	266	H	Richmond	62 48
												293	N	South Carolina St.	58 44
LAST 12 Division I GAMES:															
293	N	South Carolina St.	58 44	244	H	UMES	78 67								
91	H	James Madison	50 49	52	A	Charlotte	69 43								
128	A	VCU	40 53	75	H	St. John's (NY)	64 59								
266	H	Richmond	62 48	15	H	Indiana	73 87								
96	H	Mercer	69 54	164	A	East Carolina	61 70								
154	H	Towson	60 53	89	H	Xavier	50 62								

Non-Div I Games:

Wake Forest

Average RPI	Win:	157	WON-LOST	WINNING	LAST 10	STRENGTH OF	OPP. STRENGTH	TEAM	ADJ.	CONF.	ADJ CONF.
Average RPI	Loss:	81	RECORD	PCT. RANK	GAMES	SCHEDULE	OF SCHEDULE	RPI	RPI	RPI	RPI
DIV. I ONLY		7- 5		132	5-5	57	117	100	100	2	2
DIV. I NON-CONF.		7- 5		132	0- 1	57	117	100	100	2	2
-----											
TOTALS	RPI 1-25		RPI 26-50		W-L RECORDS	RPI 51-100		RPI 101-150		RPI 150+	
7- 5	0- 1		1- 0		OVERALL	1- 3		2- 1		3- 0	
5- 2	0- 1		0- 0		HOME	1- 1		2- 0		2- 0	
1- 1	0- 0		0- 0		AWAY	0- 1		0- 0		1- 0	
1- 2	0- 0		1- 0		NEUTRAL	0- 1		0- 1		0- 0	
7- 5	0- 1		1- 0		NON-CONFERENCE	1- 3		2- 1		3- 0	
5- 2	0- 1		0- 0		HOME	1- 1		2- 0		2- 0	
1- 1	0- 0		0- 0		AWAY	0- 1		0- 0		1- 0	
1- 2	0- 0		1- 0		NEUTRAL	0- 1		0- 1		0- 0	
0- 0	0- 0		0- 0		CONFERENCE	0- 0		0- 0		0- 0	
0- 0	0- 0		0- 0		HOME	0- 0		0- 0		0- 0	
0- 0	0- 0		0- 0		AWAY	0- 0		0- 0		0- 0	
0- 0	0- 0		0- 0		NEUTRAL	0- 0		0- 0		0- 0	

RPI 1-25				RPI 26-50				RPI 51-100				RPI 101+			
RPI	S	Opponent	Score	RPI	S	Opponent	Score	RPI	S	Opponent	Score	RPI	S	Opponent	Score
12	H	Mississippi St.	56 103	47	N	Duke	71 64	73	A	Tulane	51 63	105	H	Ohio St.	69 59
								77	H	Montana	69 54	145	N	Fordham	57 65
								78	H	Boise St.	69 73	147	H	Northern Ariz.	81 59
								95	N	Michigan	73 80	191	H	George Mason	81 52
												209	H	Cal St. Fullerton	83 74
												323	A	Seattle U	69 58
-----															
LAST 12 Division I GAMES:															
78	H	Boise St.	69 73	145	N	Fordham	57 65								
95	N	Michigan	73 80	12	H	Mississippi St.	56 103								
47	N	Duke	71 64	77	H	Montana	69 54								
73	A	Tulane	51 63	105	H	Ohio St.	69 59								
147	H	Northern Ariz.	81 59	191	H	George Mason	81 52								
209	H	Cal St. Fullerton	83 74	323	A	Seattle U	69 58								

Non-Div I Games:

Washington

Average RPI	Win:	173	WON-LOST	WINNING	LAST 10	STRENGTH OF	OPP. STRENGTH	TEAM	ADJ.	CONF.	ADJ CONF.
Average RPI	Loss:	78	RECORD	PCT. RANK	GAMES	SCHEDULE	OF SCHEDULE	RPI	RPI	RPI	RPI
DIV. I ONLY		5- 6		176	5-5	46	131	138	138	2	2
DIV. I NON-CONF.		5- 6		176	1- 0	46	131	138	138	2	2
-----											
TOTALS	RPI 1-25		RPI 26-50		W-L RECORDS	RPI 51-100		RPI 101-150		RPI 150+	
5- 6	0- 1		0- 2		OVERALL	1- 1		1- 2		3- 0	
3- 3	0- 0		0- 1		HOME	1- 1		1- 1		1- 0	
0- 2	0- 1		0- 0		AWAY	0- 0		0- 1		0- 0	
2- 1	0- 0		0- 1		NEUTRAL	0- 0		0- 0		2- 0	
5- 6	0- 1		0- 2		NON-CONFERENCE	1- 1		1- 2		3- 0	
3- 3	0- 0		0- 1		HOME	1- 1		1- 1		1- 0	
0- 2	0- 1		0- 0		AWAY	0- 0		0- 1		0- 0	
2- 1	0- 0		0- 1		NEUTRAL	0- 0		0- 0		2- 0	
0- 0	0- 0		0- 0		CONFERENCE	0- 0		0- 0		0- 0	
0- 0	0- 0		0- 0		HOME	0- 0		0- 0		0- 0	
0- 0	0- 0		0- 0		AWAY	0- 0		0- 0		0- 0	
0- 0	0- 0		0- 0		NEUTRAL	0- 0		0- 0		0- 0	

RPI 1-25				RPI 26-50				RPI 51-100				RPI 101+ Team's RPI: 138			
RPI	S	Opponent	Score	RPI	S	Opponent	Score	RPI	S	Opponent	Score	RPI	S	Opponent	Score
16	A	Gonzaga	53 76	34	N	Kansas	63 71	78	H	Boise St.	95 71	111	H	Nebraska	87 84
				40	H	Saint Mary's (CA)	64 70	94	H	UC Davis	62 75	131	H	Utah St.	61 72
												150	A	CSUN	52 65
												168	N	Jacksonville St.	64 51
												236	N	Wichita St.	85 59
												270	H	San Francisco	91 61
-----															
LAST 12 Division I GAMES:															
236	N	Wichita St.	85 59	34	N	Kansas	63 71	16	A	Gonzaga	53 76	78	H	Boise St.	95 71
168	N	Jacksonville St.	64 51	16	A	Gonzaga	53 76	270	H	San Francisco	91 61	150	A	CSUN	52 65
111	H	Nebraska	87 84	78	H	Boise St.	95 71	94	H	UC Davis	62 75				
40	H	Saint Mary's (CA)	64 70												
131	H	Utah St.	61 72												

Non-Div I Games:

Washington St.

Average RPI Win: 305

Average RPI Loss: 181

WON-LOST  
RECORDWINNING  
PCT. RANKLAST 10  
GAMESSTRENGTH OF  
SCHEDULEOPP. STRENGTH  
OF SCHEDULETEAM  
RPIADJ.  
RPICONF.  
RPIADJ CONF.  
RPIDIV. I ONLY  
DIV. I NON-CONF.2- 7  
2- 7286  
2863-7  
0- 0290  
290246  
246319  
319319  
31911  
1111  
11

TOTALS

RPI 1-25

RPI 26-50

W-L RECORDS

RPI 51-100

RPI 101-150

RPI 150+

2- 7

0- 0

0- 0

OVERALL

0- 2

0- 1

2- 4

1- 2

0- 0

0- 0

HOME

0- 1

0- 0

1- 1

1- 4

0- 0

0- 0

AWAY

0- 1

0- 0

1- 3

0- 1

0- 0

0- 0

NEUTRAL

0- 0

0- 1

0- 0

2- 7

0- 0

0- 0

NON-CONFERENCE

0- 2

0- 1

2- 4

1- 2

0- 0

0- 0

HOME

0- 1

0- 0

1- 1

1- 4

0- 0

0- 0

AWAY

0- 1

0- 0

1- 3

0- 1

0- 0

0- 0

NEUTRAL

0- 0

0- 1

0- 0

0- 0

0- 0

0- 0

CONFERENCE

0- 0

0- 0

0- 0

0- 0

0- 0

0- 0

HOME

0- 0

0- 0

0- 0

0- 0

0- 0

0- 0

AWAY

0- 0

0- 0

0- 0

0- 0

0- 0

0- 0

NEUTRAL

0- 0

0- 0

0- 0

RPI 1-25

RPI 26-50

RPI 51-100

RPI 101+

Team's RPI: 319

RPI S Opponent Score

RPI S Opponent Score

RPI S Opponent Score

RPI S Opponent Score

85 A Utah 56 77  
93 H Portland 73 89128 N VCU 36 64  
194 H UC Ri versi de 39 71  
202 A Pepperdi ne 47 68  
276 A Utah Valley 59 65  
287 A UTSA 59 66  
300 A Incarnate Word 72 64  
309 H UTEP 68 63

LAST 12 Division I GAMES:

194 H UC Ri versi de 39 71  
276 A Utah Valley 59 65  
85 A Utah 56 77  
202 A Pepperdi ne 47 68  
309 H UTEP 68 63  
287 A UTSA 59 66  
128 N VCU 36 64  
300 A Incarnate Word 72 64  
93 H Portland 73 89

Non-Div I Games:

La Verne

105 43

Weber St.



Average RPI Win:	248	WON-LOST	WINNING	LAST 10	STRENGTH OF	OPP. STRENGTH	TEAM	ADJ.	CONF.	ADJ CONF.
Average RPI Loss:	33	RECORD	PCT. RANK	GAMES	SCHEDULE	OF SCHEDULE	RPI	RPI	RPI	RPI
DIV. I ONLY	8- 2	50	8-2	338	37	195	195	5	5	
DIV. I NON-CONF.	8- 2	50	1- 0	338	37	195	195	5	5	
-----										
TOTALS	RPI 1-25	RPI 26-50	W-L RECORDS	RPI 51-100	RPI 101-150	RPI 150+				
8- 2	0- 1	0- 0	OVERALL	0- 1	1- 0	7- 0				
6- 1	0- 0	0- 0	HOME	0- 1	0- 0	6- 0				
1- 0	0- 0	0- 0	AWAY	0- 0	1- 0	0- 0				
1- 1	0- 1	0- 0	NEUTRAL	0- 0	0- 0	1- 0				
8- 2	0- 1	0- 0	NON-CONFERENCE	0- 1	1- 0	7- 0				
6- 1	0- 0	0- 0	HOME	0- 1	0- 0	6- 0				
1- 0	0- 0	0- 0	AWAY	0- 0	1- 0	0- 0				
1- 1	0- 1	0- 0	NEUTRAL	0- 0	0- 0	1- 0				
0- 0	0- 0	0- 0	CONFERENCE	0- 0	0- 0	0- 0				
0- 0	0- 0	0- 0	HOME	0- 0	0- 0	0- 0				
0- 0	0- 0	0- 0	AWAY	0- 0	0- 0	0- 0				
0- 0	0- 0	0- 0	NEUTRAL	0- 0	0- 0	0- 0				

RPI 1-25				RPI 26-50				RPI 51-100				RPI 101+				Team's RPI: 195
RPI	S	Opponent	Score	RPI	S	Opponent	Score	RPI	S	Opponent	Score	RPI	S	Opponent	Score	
11	N	Iowa	81 84					54	H	Missouri	51 68	120	A	Pittsburgh	77 43	
												154	H	Towson	90 43	
												246	H	Coppin St.	78 37	
												259	H	Eastern Ky.	78 29	
												259	N	Eastern Ky.	81 39	
												284	H	Bryant	94 48	
												329	H	NJIT	95 50	
												333	H	Morgan St.	72 37	
-----																
LAST 12 Division I GAMES:																
259	N	Eastern Ky.	81 39	11	N	Iowa	81 84	284	H	Bryant	94 48					
154	H	Towson	90 43	246	H	Coppin St.	78 37	329	H	NJIT	95 50					
333	H	Morgan St.	72 37													
259	H	Eastern Ky.	78 29													
120	A	Pittsburgh	77 43													
54	H	Missouri	51 68													

Non-Div I Games:

West Virginia

Average RPI Win: 278		WON-LOST RECORD	WINNING PCT. RANK	LAST 10 GAMES	STRENGTH OF SCHEDULE	OPP. STRENGTH OF SCHEDULE	TEAM RPI	ADJ. RPI	CONF. RPI	ADJ. CONF. RPI
Average RPI Loss: 167										
DIV. I ONLY		2- 9	298	3-7	179	314	295	295	22	22
DIV. I NON-CONF.		2- 9	298	1- 0	179	314	295	295	22	22
TOTALS		RPI 1-25	RPI 26-50	W-L RECORDS	RPI 51-100	RPI 101-150	RPI 150+			
2- 9	0- 1		0- 0	OVERALL	0- 2	0- 1	2- 5			
1- 3	0- 0		0- 0	HOME	0- 0	0- 1	1- 2			
1- 6	0- 1		0- 0	AWAY	0- 2	0- 0	1- 3			
0- 0	0- 0		0- 0	NEUTRAL	0- 0	0- 0	0- 0			
2- 9	0- 1		0- 0	NON-CONFERENCE	0- 2	0- 1	2- 5			
1- 3	0- 0		0- 0	HOME	0- 0	0- 1	1- 2			
1- 6	0- 1		0- 0	AWAY	0- 2	0- 0	1- 3			
0- 0	0- 0		0- 0	NEUTRAL	0- 0	0- 0	0- 0			
0- 0	0- 0		0- 0	CONFERENCE	0- 0	0- 0	0- 0			
0- 0	0- 0		0- 0	HOME	0- 0	0- 0	0- 0			
0- 0	0- 0		0- 0	AWAY	0- 0	0- 0	0- 0			
0- 0	0- 0		0- 0	NEUTRAL	0- 0	0- 0	0- 0			

RPI 1-25				RPI 26-50				RPI 51-100				RPI 101+ Team's RPI: 295			
RPI	S	Opponent	Score	RPI	S	Opponent	Score	RPI	S	Opponent	Score	RPI	S	Opponent	Score
18	A	Kentucky	39 99					63	A	Georgia Tech	49 84	141	H	North Ala.	66 89
								88	A	Tennessee Tech	58 77	173	A	Coastal Caro.	59 77
												177	A	UNC Asheville	49 74
												180	H	Campbell	37 63
												252	A	Winthrop	65 57
												303	H	USC Upstate	68 64
												329	A	NJIT	71 79
												330	H	N. C. A&T	51 69
LAST 12 Division I GAMES:															
303	H	USC Upstate	68 64	252	A	Winthrop	65 57								
330	H	N. C. A&T	51 69	18	A	Kentucky	39 99								
141	H	North Ala.	66 89	63	A	Georgia Tech	49 84								
329	A	NJIT	71 79	180	H	Campbell	37 63								
88	A	Tennessee Tech	58 77	173	A	Coastal Caro.	59 77								
177	A	UNC Asheville	49 74												

Non-Div I Games:	Young Harris	63	54
------------------	--------------	----	----

Western Caro.

■ Loss, ■ Non-Conf, S Site, H Home A Away N Neutral

Average RPI Win:	288	WON-LOST	WINNING	LAST 10	STRENGTH OF	OPP. STRENGTH	TEAM	ADJ.	CONF.	ADJ CONF.
Average RPI Loss:	126	RECORD	PCT. RANK	GAMES	SCHEDULE	OF SCHEDULE	RPI	RPI	RPI	RPI
DIV. I ONLY	2- 9	298	3-7	93	225	262	262	18	18	
DIV. I NON-CONF.	2- 9	298	1- 0	93	225	262	262	18	18	
-----										
TOTALS	RPI 1-25	RPI 26-50	W-L RECORDS	RPI 51-100	RPI 101-150	RPI 150+				
2- 9	0- 1	0- 1	OVERALL	0- 2	0- 2	2- 3				
1- 2	0- 1	0- 0	HOME	0- 1	0- 0	1- 0				
0- 4	0- 0	0- 1	AWAY	0- 1	0- 1	0- 1				
1- 3	0- 0	0- 0	NEUTRAL	0- 0	0- 1	1- 2				
2- 9	0- 1	0- 1	NON-CONFERENCE	0- 2	0- 2	2- 3				
1- 2	0- 1	0- 0	HOME	0- 1	0- 0	1- 0				
0- 4	0- 0	0- 1	AWAY	0- 1	0- 1	0- 1				
1- 3	0- 0	0- 0	NEUTRAL	0- 0	0- 1	1- 2				
0- 0	0- 0	0- 0	CONFERENCE	0- 0	0- 0	0- 0				
0- 0	0- 0	0- 0	HOME	0- 0	0- 0	0- 0				
0- 0	0- 0	0- 0	AWAY	0- 0	0- 0	0- 0				
0- 0	0- 0	0- 0	NEUTRAL	0- 0	0- 0	0- 0				

RPI 1-25				RPI 26-50				RPI 51-100				RPI 101+ Team's RPI: 262			
RPI	S	Opponent	Score	RPI	S	Opponent	Score	RPI	S	Opponent	Score	RPI	S	Opponent	Score
13	H	Drake	71 98	31	A	Butler	51 92	54	H	Missouri	64 89	115	N	Northern Ill.	61 86
								72	A	Purdue	60 81	118	A	Bradley	68 82
												199	N	Eastern Ill.	62 64
												221	A	Southeast Mo. St.	71 81
												229	N	Furman	85 78
												309	N	UTEP	72 84
												346	H	Austin Peay	77 72
LAST 12 Division I GAMES:															
199	N	Eastern Ill.	62 64	229	N	Furman	85 78								
118	A	Bradley	68 82	309	N	UTEP	72 84								
346	H	Austin Peay	77 72	115	N	Northern Ill.	61 86								
221	A	Southeast Mo. St.	71 81	13	H	Drake	71 98								
31	A	Butler	51 92	54	H	Missouri	64 89								
72	A	Purdue	60 81												

Non-Div I Games: MacMurray 136 39 William Woods 81 73

Western III.

Average RPI Win:	222	WON-LOST	WINNING	LAST 10	STRENGTH OF	OPP. STRENGTH	TEAM	ADJ.	CONF.	ADJ CONF.
Average RPI Loss:	68	RECORD	PCT. RANK	GAMES	SCHEDULE	OF SCHEDULE	RPI	RPI	RPI	RPI
DIV. I ONLY	4- 8	240	5-5	55	51	161	161	16	16	
DIV. I NON-CONF.	4- 8	240	0- 1	55	51	161	161	16	16	
-----										
TOTALS	RPI 1-25	RPI 26-50	W-L RECORDS	RPI 51-100	RPI 101-150	RPI 150+				
4- 8	0- 4	0- 0	OVERALL	0- 2	2- 1	2- 1				
2- 3	0- 2	0- 0	HOME	0- 0	1- 0	1- 1				
1- 3	0- 1	0- 0	AWAY	0- 1	1- 1	0- 0				
1- 2	0- 1	0- 0	NEUTRAL	0- 1	0- 0	1- 0				
4- 8	0- 4	0- 0	NON-CONFERENCE	0- 2	2- 1	2- 1				
2- 3	0- 2	0- 0	HOME	0- 0	1- 0	1- 1				
1- 3	0- 1	0- 0	AWAY	0- 1	1- 1	0- 0				
1- 2	0- 1	0- 0	NEUTRAL	0- 1	0- 0	1- 0				
0- 0	0- 0	0- 0	CONFERENCE	0- 0	0- 0	0- 0				
0- 0	0- 0	0- 0	HOME	0- 0	0- 0	0- 0				
0- 0	0- 0	0- 0	AWAY	0- 0	0- 0	0- 0				
0- 0	0- 0	0- 0	NEUTRAL	0- 0	0- 0	0- 0				

RPI 1-25				RPI 26-50				RPI 51-100				RPI 101+ Team's RPI: 161			
RPI	S	Opponent	Score	RPI	S	Opponent	Score	RPI	S	Opponent	Score	RPI	S	Opponent	Score
1	A	Notre Dame	53 94					55	N	Oregon St.	60 74	126	H	Southern Ill.	83 76
9	H	Louisville	80 102					60	A	Central Mi ch.	90 108	130	A	Oklahoma	83 90
11	H	Iowa	67 104									148	A	Little Rock	68 56
16	N	Gonzaga	55 76									258	H	Ball St.	83 86
												280	N	ETSU	82 68
												333	H	Morgan St.	90 43
LAST 12 Division I GAMES:															
148	A	Little Rock	68 56	16	N	Gonzaga	55 76								
333	H	Morgan St.	90 43	280	N	ETSU	82 68								
55	N	Oregon St.	60 74	1	A	Notre Dame	53 94								
126	H	Southern Ill.	83 76	258	H	Ball St.	83 86								
60	A	Central Mi ch.	90 108	130	A	Oklahoma	83 90								
11	H	Iowa	67 104	9	H	Louisville	80 102								

Non-Div I Games: Bel larmi ne 95 57

Western Ky.

Average RPI Win:	301	WON-LOST	WINNING	LAST 10	STRENGTH OF	OPP. STRENGTH	TEAM	ADJ.	CONF.	ADJ CONF.
Average RPI Loss:	182	RECORD	PCT. RANK	GAMES	SCHEDULE	OF SCHEDULE	RPI	RPI	RPI	RPI
DIV. I ONLY	5- 5	159	5-5	344	172	313	313	10	10	
DIV. I NON-CONF.	5- 5	159	1- 0	344	172	313	313	10	10	
-----										
TOTALS	RPI 1-25	RPI 26-50	W-L RECORDS	RPI 51-100	RPI 101-150	RPI 150+				
5- 5	0- 0	0- 0	OVERALL	0- 1	0- 1	5- 3				
2- 3	0- 0	0- 0	HOME	0- 1	0- 1	2- 1				
2- 1	0- 0	0- 0	AWAY	0- 0	0- 0	2- 1				
1- 1	0- 0	0- 0	NEUTRAL	0- 0	0- 0	1- 1				
5- 5	0- 0	0- 0	NON-CONFERENCE	0- 1	0- 1	5- 3				
2- 3	0- 0	0- 0	HOME	0- 1	0- 1	2- 1				
2- 1	0- 0	0- 0	AWAY	0- 0	0- 0	2- 1				
1- 1	0- 0	0- 0	NEUTRAL	0- 0	0- 0	1- 1				
0- 0	0- 0	0- 0	CONFERENCE	0- 0	0- 0	0- 0				
0- 0	0- 0	0- 0	HOME	0- 0	0- 0	0- 0				
0- 0	0- 0	0- 0	AWAY	0- 0	0- 0	0- 0				
0- 0	0- 0	0- 0	NEUTRAL	0- 0	0- 0	0- 0				

Western Mich.

Western Mich.

RPI 1-25				RPI 26-50				RPI 51-100				RPI 101+ Team's RPI: 313					
RPI	S	Opponent	Score	RPI	S	Opponent	Score	RPI	S	Opponent	Score	RPI	S	Opponent	Score		
								95	H	Michigan	42	79	144	H	New Mexico St.	54	66
													176	N	North Dakota	50	62
													240	H	Loyola Chicago	53	64
													254	A	Ole Miss	66	69
													259	H	Eastern Ky.	64	53
													269	A	Fla. Atlantic	69	59
													299	A	Detroit Mercy	54	44
													337	N	Florida A&M	69	50
													340	H	Purdue Fort Wayne	69	61
LAST 12 Division I GAMES:																	
240	H	Loyola Chicago	53	64	337	N	Florida A&M	69	50								
259	H	Eastern Ky.	64	53	176	N	North Dakota	50	62								
254	A	Ole Miss	66	69	269	A	Fla. Atlantic	69	59								
95	H	Michigan	42	79	299	A	Detroit Mercy	54	44								
144	H	New Mexico St.	54	66													
340	H	Purdue Fort Wayne	69	61													

Non-Div I Games:

Western Mich.

Average RPI Win:	182	WON-LOST	WINNING	LAST 10	STRENGTH OF	OPP. STRENGTH	TEAM	ADJ.	CONF.	ADJ CONF.
Average RPI Loss:	93	RECORD	PCT. RANK	GAMES	SCHEDULE	OF SCHEDULE	RPI	RPI	RPI	RPI
DIV. I ONLY	6- 6	159	4-6	237	20	236	236	8	8	
DIV. I NON-CONF.	6- 6	159	0- 1	237	20	236	236	8	8	
-----										
TOTALS	RPI 1-25	RPI 26-50	W-L RECORDS	RPI 51-100	RPI 101-150	RPI 150+				
6- 6	0- 1	0- 0	OVERALL	0- 1	1- 4	5- 0				
6- 3	0- 0	0- 0	HOME	0- 1	1- 2	5- 0				
0- 0	0- 0	0- 0	AWAY	0- 0	0- 0	0- 0				
0- 3	0- 1	0- 0	NEUTRAL	0- 0	0- 2	0- 0				
6- 6	0- 1	0- 0	NON-CONFERENCE	0- 1	1- 4	5- 0				
6- 3	0- 0	0- 0	HOME	0- 1	1- 2	5- 0				
0- 0	0- 0	0- 0	AWAY	0- 0	0- 0	0- 0				
0- 3	0- 1	0- 0	NEUTRAL	0- 0	0- 2	0- 0				
0- 0	0- 0	0- 0	CONFERENCE	0- 0	0- 0	0- 0				
0- 0	0- 0	0- 0	HOME	0- 0	0- 0	0- 0				
0- 0	0- 0	0- 0	AWAY	0- 0	0- 0	0- 0				
0- 0	0- 0	0- 0	NEUTRAL	0- 0	0- 0	0- 0				

RPI 1-25				RPI 26-50				RPI 51-100				RPI 101+ Team's RPI: 236			
RPI	S	Opponent	Score	RPI	S	Opponent	Score	RPI	S	Opponent	Score	RPI	S	Opponent	Score
14	N	South Dakota	64 73					88	H	Tennessee Tech	45 55	101	N	Northwestern	43 65
												102	H	Creighton	71 83
												112	H	Oklahoma St.	47 60
												122	H	Grambling	70 61
												138	N	Washington St.	59 85
												157	H	Louisiana Tech	70 56
												165	H	Missouri St.	63 60
												172	H	Sam Houston St.	63 55
												186	H	Ark.-Pine Bluff	76 39
												292	H	Houston Baptist	68 50
-----															
LAST 12 Division I GAMES:															
157	H	Louisiana Tech	70 56	138	N	Washington St.	59 85	101	N	Northwestern	43 65	122	H	Grambling	70 61
14	N	South Dakota	64 73	102	H	Creighton	71 83	88	H	Tennessee Tech	45 55	112	H	Oklahoma St.	47 60
292	H	Houston Baptist	68 50												
172	H	Sam Houston St.	63 55												
165	H	Missouri St.	63 60												
186	H	Ark.-Pine Bluff	76 39												

Non-Div I Games:

Wichita St.

Average RPI Win:	251	WON-LOST	WINNING	LAST 10	STRENGTH OF	OPP. STRENGTH	TEAM	ADJ.	CONF.	ADJ CONF.
Average RPI Loss:	126	RECORD	PCT. RANK	GAMES	SCHEDULE	OF SCHEDULE	RPI	RPI	RPI	RPI
DIV. I ONLY	6- 4	120	6-4	247	185	160	160	13	13	
DIV. I NON-CONF.	6- 4	120	1- 0	247	185	160	160	13	13	
-----										
TOTALS	RPI 1-25	RPI 26-50	W-L RECORDS	RPI 51-100	RPI 101-150	RPI 150+				
6- 4	0- 0	0- 1	OVERALL	0- 0	0- 2	6- 1				
3- 1	0- 0	0- 0	HOME	0- 0	0- 1	3- 0				
3- 3	0- 0	0- 1	AWAY	0- 0	0- 1	3- 1				
0- 0	0- 0	0- 0	NEUTRAL	0- 0	0- 0	0- 0				
6- 4	0- 0	0- 1	NON-CONFERENCE	0- 0	0- 2	6- 1				
3- 1	0- 0	0- 0	HOME	0- 0	0- 1	3- 0				
3- 3	0- 0	0- 1	AWAY	0- 0	0- 1	3- 1				
0- 0	0- 0	0- 0	NEUTRAL	0- 0	0- 0	0- 0				
0- 0	0- 0	0- 0	CONFERENCE	0- 0	0- 0	0- 0				
0- 0	0- 0	0- 0	HOME	0- 0	0- 0	0- 0				
0- 0	0- 0	0- 0	AWAY	0- 0	0- 0	0- 0				
0- 0	0- 0	0- 0	NEUTRAL	0- 0	0- 0	0- 0				

RPI 1-25				RPI 26-50				RPI 51-100				RPI 101+ Team's RPI: 160			
RPI	S	Opponent	Score	RPI	S	Opponent	Score	RPI	S	Opponent	Score	RPI	S	Opponent	Score
				26	A	Old Domini on	69 83					128	H	VCU	55 72
												129	A	Hartford	45 50
												164	H	East Carolina	63 43
												210	H	Howard	88 75
												219	A	Davi dson	65 76
												266	H	Ri chmond	65 55
												278	A	Fai rfi eld	60 54
												291	A	Loyol a Maryl and	65 49
												296	A	Norfol k St.	55 44
LAST 12 Divi sion I GAMES:															
				219	A	Davi dson	65 76	296	A	Norfol k St.	55 44				
				291	A	Loyol a Maryl and	65 49	26	A	Old Domini on	69 83				
				210	H	Howard	88 75	266	H	Ri chmond	65 55				
				128	H	VCU	55 72	278	A	Fai rfi eld	60 54				
								129	A	Hartford	45 50				
								164	H	East Carolina	63 43				

Non-Div I Games:

William &amp; Mary

Average RPI Win:	298	WON-LOST	WINNING	LAST 10	STRENGTH OF	OPP. STRENGTH	TEAM	ADJ.	CONF.	ADJ CONF.
Average RPI Loss:	198	RECORD	PCT. RANK	GAMES	SCHEDULE	OF SCHEDULE	RPI	RPI	RPI	RPI
DIV. I ONLY	4- 6	210	4-6	275	330	252	252	29	29	
DIV. I NON-CONF.	4- 6	210	0- 1	275	330	252	252	29	29	
-----										
TOTALS	RPI 1-25	RPI 26-50	W-L RECORDS	RPI 51-100	RPI 101-150	RPI 150+				
4- 6	0- 0	0- 0	OVERALL	0- 1	0- 1	4- 4				
2- 1	0- 0	0- 0	HOME	0- 0	0- 0	2- 1				
2- 5	0- 0	0- 0	AWAY	0- 1	0- 1	2- 3				
0- 0	0- 0	0- 0	NEUTRAL	0- 0	0- 0	0- 0				
4- 6	0- 0	0- 0	NON-CONFERENCE	0- 1	0- 1	4- 4				
2- 1	0- 0	0- 0	HOME	0- 0	0- 0	2- 1				
2- 5	0- 0	0- 0	AWAY	0- 1	0- 1	2- 3				
0- 0	0- 0	0- 0	NEUTRAL	0- 0	0- 0	0- 0				
0- 0	0- 0	0- 0	CONFERENCE	0- 0	0- 0	0- 0				
0- 0	0- 0	0- 0	HOME	0- 0	0- 0	0- 0				
0- 0	0- 0	0- 0	AWAY	0- 0	0- 0	0- 0				
0- 0	0- 0	0- 0	NEUTRAL	0- 0	0- 0	0- 0				

RPI 1-25				RPI 26-50				RPI 51-100				RPI 101+				Team's RPI: 252
RPI	S	Opponent	Score	RPI	S	Opponent	Score	RPI	S	Opponent	Score	RPI	S	Opponent	Score	
								91	A	James Madison	39 56	146	A	Georgia	39 85	
												179	A	Wisconsin	41 76	
												223	H	Elon	58 57	
												224	A	Ga. Southern	55 64	
												250	A	Wofford	53 70	
												293	A	South Carolina St.	58 50	
												295	H	Western Caro.	57 65	
												338	A	Col. of Charleston	71 64	
												339	H	N. C. Central	66 41	
LAST 12 Division I GAMES:																
295	H	Western Caro.	57 65	223	H	Elon	58 57									
224	A	Ga. Southern	55 64	293	A	South Carolina St.	58 50									
146	A	Georgia	39 85	338	A	Col. of Charleston	71 64									
179	A	Wisconsin	41 76	91	A	James Madison	39 56									
				250	A	Wofford	53 70									
				339	H	N. C. Central	66 41									

Non-Div I Games: Newberry 63 67

Winthrop



W  
i  
s  
c  
o  
n  
s  
i  
n

WISCONSIN				Through Games Of Dec. 23, 2018							
Average RPI	Win:	247	WON-LOST	WINNING	LAST 10	STRENGTH OF	OPP. STRENGTH	TEAM	ADJ.	CONF.	ADJ CONF.
Average RPI	Loss:	43	RECORD	PCT. RANK	GAMES	SCHEDULE	OF SCHEDULE	RPI	RPI	RPI	RPI
DIV. I ONLY	9- 3	64	7-3	311	122	179	179	4	4		
DIV. I NON-CONF.	9- 3	64	1- 0	311	122	179	179	4	4		
-----											
TOTALS	RPI 1-25	RPI 26-50	W-L RECORDS	RPI 51-100	RPI 101-150	RPI 150+					
9- 3	0- 0	0- 3	OVERALL	1- 0	1- 0	7- 0					
6- 1	0- 0	0- 1	HOME	1- 0	0- 0	5- 0					
1- 1	0- 0	0- 1	AWAY	0- 0	0- 0	1- 0					
2- 1	0- 0	0- 1	NEUTRAL	0- 0	1- 0	1- 0					
9- 3	0- 0	0- 3	NON-CONFERENCE	1- 0	1- 0	7- 0					
6- 1	0- 0	0- 1	HOME	1- 0	0- 0	5- 0					
1- 1	0- 0	0- 1	AWAY	0- 0	0- 0	1- 0					
2- 1	0- 0	0- 1	NEUTRAL	0- 0	1- 0	1- 0					
0- 0	0- 0	0- 0	CONFERENCE	0- 0	0- 0	0- 0					
0- 0	0- 0	0- 0	HOME	0- 0	0- 0	0- 0					
0- 0	0- 0	0- 0	AWAY	0- 0	0- 0	0- 0					
0- 0	0- 0	0- 0	NEUTRAL	0- 0	0- 0	0- 0					
-----											
RPI 1-25			RPI 26-50			RPI 51-100			RPI 101+ Team's RPI: 179		
RPI S	Opponent	Score	RPI S	Opponent	Score	RPI S	Opponent	Score	RPI S	Opponent	Score
35	A Green Bay	46 55	35	A Green Bay	46 55	57	H IUPUI	65 64	120	N Pittsburgh	57 42
47	H Duke	53 60	47	H Duke	53 60				178	A Milwaukee	68 57
48	N Arkansas	68 69	48	N Arkansas	68 69				252	H Winthrop	76 41
									301	N Tennessee St.	58 53
									308	H Marshall	67 49
									325	H North Dakota St.	64 53
									331	H Chicago St.	85 38
									348	H Evansville	96 60
-----											
LAST 12 Division I GAMES:											
348	H Evansville	96 60	47	H Duke	53 60						
331	H Chicago St.	85 38	48	N Arkansas	68 69						
35	A Green Bay	46 55	301	N Tennessee St.	58 53						
308	H Marshall	67 49	120	N Pittsburgh	57 42						
178	A Milwaukee	68 57	57	H IUPUI	65 64						
252	H Winthrop	76 41	325	H North Dakota St.	64 53						

W  
i  
s  
c  
o  
n  
s  
i  
n

Non-Div I Games:

Wisconsin

Average RPI Win:	292	WON-LOST	WINNING	LAST 10	STRENGTH OF	OPP. STRENGTH	TEAM	ADJ.	CONF.	ADJ CONF.
Average RPI Loss:	189	RECORD	PCT. RANK	GAMES	SCHEDULE	OF SCHEDULE	RPI	RPI	RPI	RPI

DIV. I ONLY	5- 6	176	6-4	320	280	250	250	22	22
DIV. I NON-CONF.	5- 6	176	0- 0	320	280	250	250	22	22
TOTALS	RPI 1-25	RPI 26-50	W-L RECORDS	RPI 51-100	RPI 101-150	RPI 150+			
5- 6	0- 0	0- 0	OVERALL	0- 2	0- 0	5- 4			
3- 0	0- 0	0- 0	HOME	0- 0	0- 0	3- 0			
2- 6	0- 0	0- 0	AWAY	0- 2	0- 0	2- 4			
0- 0	0- 0	0- 0	NEUTRAL	0- 0	0- 0	0- 0			
5- 6	0- 0	0- 0	NON-CONFERENCE	0- 2	0- 0	5- 4			
3- 0	0- 0	0- 0	HOME	0- 0	0- 0	3- 0			
2- 6	0- 0	0- 0	AWAY	0- 2	0- 0	2- 4			
0- 0	0- 0	0- 0	NEUTRAL	0- 0	0- 0	0- 0			
0- 0	0- 0	0- 0	CONFERENCE	0- 0	0- 0	0- 0			
0- 0	0- 0	0- 0	HOME	0- 0	0- 0	0- 0			
0- 0	0- 0	0- 0	AWAY	0- 0	0- 0	0- 0			
0- 0	0- 0	0- 0	NEUTRAL	0- 0	0- 0	0- 0			

RPI 1-25	RPI 26-50	RPI 51-100	RPI 101+ Team's RPI: 250
RPI S Opponent Score	RPI S Opponent Score	RPI S Opponent Score	RPI S Opponent Score
		52 A Charlotte 63 85	162 A Appalachian St. 70 94
		84 A Clemson 77 85	177 A UNC Asheville 46 60
			224 A Ga. Southern 81 65
			252 H Winthrop 70 53
			297 H Gardner-Webb 59 53
			321 A Presbyterian 50 61
			338 H Col. of Charleston 78 58
			339 A N. C. Central 59 66
			347 A Longwood 101 72
LAST 12 Division I GAMES:			
162 A Appalachian St. 70 94	177 A UNC Asheville 46 60		
339 A N. C. Central 59 66	252 H Winthrop 70 53		
347 A Longwood 101 72	338 H Col. of Charleston 78 58		
297 H Gardner-Webb 59 53	321 A Presbyterian 50 61		
224 A Ga. Southern 81 65	52 A Charlotte 63 85		
	84 A Clemson 77 85		

Non-Div I Games: Warren Wilson 107 30 Brevard 106 52

Wofford



Average RPI Loss: 63

DIV. I ONLY	5- 2	80	7-2	91	95	45	45	9	9
DIV. I NON-CONF.	5- 2	80	1- 0	91	95	45	45	9	9
TOTALS	RPI 1-25	RPI 26-50	W-L RECORDS	RPI 51-100	RPI 101-150	RPI 150+			
5- 2	0- 0	1- 1	OVERALL	0- 1	2- 0	2- 0			
4- 0	0- 0	1- 0	HOME	0- 0	2- 0	1- 0			
0- 2	0- 0	0- 1	AWAY	0- 1	0- 0	0- 0			
1- 0	0- 0	0- 0	NEUTRAL	0- 0	0- 0	1- 0			
5- 2	0- 0	1- 1	NON-CONFERENCE	0- 1	2- 0	2- 0			
4- 0	0- 0	1- 0	HOME	0- 0	2- 0	1- 0			
0- 2	0- 0	0- 1	AWAY	0- 1	0- 0	0- 0			
1- 0	0- 0	0- 0	NEUTRAL	0- 0	0- 0	1- 0			
0- 0	0- 0	0- 0	CONFERENCE	0- 0	0- 0	0- 0			
0- 0	0- 0	0- 0	HOME	0- 0	0- 0	0- 0			
0- 0	0- 0	0- 0	AWAY	0- 0	0- 0	0- 0			
0- 0	0- 0	0- 0	NEUTRAL	0- 0	0- 0	0- 0			

RPI 1-25				Team's RPI: 45				RPI 51-100				RPI 101+			
RPI	S	Opponent	Score	RPI	S	Opponent	Score	RPI	S	Opponent	Score	RPI	S	Opponent	Score
				36	H	South Dakota St.	77 70					133	H	Montana St.	66 58
				40	A	Saint Mary's (CA)	84 90					139	H	Idaho	64 61
												185	H	Denver	78 74
												261	N	North Texas	53 49
LAST 12 Division I GAMES:															
				36	H	South Dakota St.	77 70	40	A	Saint Mary's (CA)	84 90				
				139	H	Idaho	64 61								
				185	H	Denver	78 74								
				133	H	Montana St.	66 58								
				86	A	Pacific	64 70								
				261	N	North Texas	53 49								

Wyoming

Average RPI Win:	198	WON-LOST	WINNING	LAST 10	STRENGTH OF	OPP. STRENGTH	TEAM	ADJ.	CONF.	ADJ CONF.
Average RPI Loss:	81	RECORD	PCT. RANK	GAMES	SCHEDULE	OF SCHEDULE	RPI	RPI	RPI	RPI
DIV. I ONLY	9- 2	41	8-2	204	126	89	89	3	3	
DIV. I NON-CONF.	9- 2	41	1- 0	204	126	89	89	3	3	
TOTALS	RPI 1-25	RPI 26-50	W-L RECORDS	RPI 51-100	RPI 101-150	RPI 150+				
9- 2	0- 0	0- 1	OVERALL	2- 0	1- 1	6- 0				
8- 1	0- 0	0- 1	HOME	1- 0	1- 0	6- 0				
1- 1	0- 0	0- 0	AWAY	1- 0	0- 1	0- 0				
0- 0	0- 0	0- 0	NEUTRAL	0- 0	0- 0	0- 0				
9- 2	0- 0	0- 1	NON-CONFERENCE	2- 0	1- 1	6- 0				
8- 1	0- 0	0- 1	HOME	1- 0	1- 0	6- 0				
1- 1	0- 0	0- 0	AWAY	1- 0	0- 1	0- 0				
0- 0	0- 0	0- 0	NEUTRAL	0- 0	0- 0	0- 0				
0- 0	0- 0	0- 0	CONFERENCE	0- 0	0- 0	0- 0				
0- 0	0- 0	0- 0	HOME	0- 0	0- 0	0- 0				
0- 0	0- 0	0- 0	AWAY	0- 0	0- 0	0- 0				
0- 0	0- 0	0- 0	NEUTRAL	0- 0	0- 0	0- 0				

RPI S Opponent	Score	RPI S Opponent	Score	RPI S Opponent	Score	RPI S Opponent	Score
28 H Minnesota	53 78	58 A Wake Forest	62 50	88 H Tennessee Tech	70 60	134 A Cincinnati	61 79
						141 H North Ala.	94 81
						153 H Bowling Green	65 49
						190 H New Orleans	61 45
						197 H Alabama St.	87 58
						278 H Fairfield	48 35
						331 H Chicago St.	91 57
						343 H Delaware St.	80 59
LAST 12 Division I GAMES:							
153 H Bowling Green	65 49	190 H New Orleans	61 45	197 H Alabama St.	87 58	134 A Cincinnati	61 79
58 A Wake Forest	62 50	278 H Fairfield	48 35	343 H Delaware St.	80 59	141 H North Ala.	94 81
28 H Minnesota	53 78	88 H Tennessee Tech	70 60				
331 H Chicago St.	91 57						

Non-Div I Games:

Xavier

Average RPI Win:	279	WON-LOST	WINNING	LAST 10	STRENGTH OF	OPP. STRENGTH	TEAM	ADJ.	CONF.	ADJ CONF.
Average RPI Loss:	104	RECORD	PCT. RANK	GAMES	SCHEDULE	OF SCHEDULE	RPI	RPI	RPI	RPI
DIV. I ONLY	8- 5	114	6-4	180	298	119	119	12	12	
DIV. I NON-CONF.	8- 5	114	0- 1	180	298	119	119	12	12	
-----										
TOTALS	RPI 1-25	RPI 26-50	W-L RECORDS	RPI 51-100	RPI 101-150	RPI 150+				
8- 5	0- 0	0- 0	OVERALL	0- 2	1- 3	7- 0				
3- 0	0- 0	0- 0	HOME	0- 0	0- 0	3- 0				
4- 4	0- 0	0- 0	AWAY	0- 1	1- 3	3- 0				
1- 1	0- 0	0- 0	NEUTRAL	0- 1	0- 0	1- 0				
8- 5	0- 0	0- 0	NON-CONFERENCE	0- 2	1- 3	7- 0				
3- 0	0- 0	0- 0	HOME	0- 0	0- 0	3- 0				
4- 4	0- 0	0- 0	AWAY	0- 1	1- 3	3- 0				
1- 1	0- 0	0- 0	NEUTRAL	0- 1	0- 0	1- 0				
0- 0	0- 0	0- 0	CONFERENCE	0- 0	0- 0	0- 0				
0- 0	0- 0	0- 0	HOME	0- 0	0- 0	0- 0				
0- 0	0- 0	0- 0	AWAY	0- 0	0- 0	0- 0				
0- 0	0- 0	0- 0	NEUTRAL	0- 0	0- 0	0- 0				

RPI 1-25				RPI 26-50				RPI 51-100				RPI 101+ Team's RPI: 119					
RPI	S	Opponent	Score	RPI	S	Opponent	Score	RPI	S	Opponent	Score	RPI	S	Opponent	Score		
								66	N	SFA	57	67	109	A	Youngstown St.	58	56
								75	A	St. John's (NY)	52	56	115	A	Northern Ill.	80	89
													132	A	Providence	42	59
													134	A	Cincinnati	52	66
													260	H	Central Conn. St.	58	46
													288	N	Niagara	67	64
													290	H	Saint Peter's	72	56
													312	A	Vermont	58	55
													315	H	Colgate	80	61
													320	A	Army West Point	62	51
													336	A	Wagner	74	41
LAST 12 Division I GAMES:																	
290	H	Saint Peter's	72	56	66	N	SFA	57	67	288	N	Niagara	67	64			
132	A	Providence	42	59	260	H	Central Conn. St.	58	46	320	A	Army West Point	62	51			
336	A	Wagner	74	41	312	A	Vermont	58	55	75	A	St. John's (NY)	52	56			
109	A	Youngstown St.	58	56													
134	A	Cincinnati	52	66													
115	A	Northern Ill.	80	89													

Non-Div I Games:

Yale

Average RPI Win: 241 WON-LOST RECORD WINNING PCT. RANK LAST 10 GAMES STRENGTH OF SCHEDULE OPP. STRENGTH OF SCHEDULE TEAM RPI ADJ. RPI CONF. RPI ADJ CONF. RPI

DIV. I ONLY	6- 3	94	7-3	141	289	109	109	15	15
DIV. I NON-CONF.	6- 3	94	0- 0	141	289	109	109	15	15
TOTALS	RPI 1-25	RPI 26-50	W-L RECORDS	RPI 51-100	RPI 101-150	RPI 150+			
6- 3	0- 0	0- 1	OVERALL	0- 0	1- 1	5- 1			
4- 1	0- 0	0- 0	HOME	0- 0	0- 1	4- 0			
2- 2	0- 0	0- 1	AWAY	0- 0	1- 0	1- 1			
0- 0	0- 0	0- 0	NEUTRAL	0- 0	0- 0	0- 0			
6- 3	0- 0	0- 1	NON-CONFERENCE	0- 0	1- 1	5- 1			
4- 1	0- 0	0- 0	HOME	0- 0	0- 1	4- 0			
2- 2	0- 0	0- 1	AWAY	0- 0	1- 0	1- 1			
0- 0	0- 0	0- 0	NEUTRAL	0- 0	0- 0	0- 0			
0- 0	0- 0	0- 0	CONFERENCE	0- 0	0- 0	0- 0			
0- 0	0- 0	0- 0	HOME	0- 0	0- 0	0- 0			
0- 0	0- 0	0- 0	AWAY	0- 0	0- 0	0- 0			
0- 0	0- 0	0- 0	NEUTRAL	0- 0	0- 0	0- 0			

RPI S Opponent	RPI S Opponent	RPI S Opponent	RPI S Opponent
	46 A Bucknel l		119 H Yale
			120 A Pi ttsburgh
			152 A Kent St.
			213 H Akron
			240 H Loyol a Chi cago
			242 H Saint Francis (PA)
			302 H Robert Morris
			326 A Cani si us
LAST 12 Di vi si on I GAMES:			
120 A Pi ttsburgh	64 55	46 A Bucknel l	68 73
240 H Loyol a Chi cago	74 63	242 H Saint Francis (PA)	80 56
302 H Robert Morris	69 59	326 A Cani si us	62 36
		213 H Akron	72 61
		119 H Yale	56 58
		152 A Kent St.	34 62

Non-Di v I Games: Thiel 76 53 Carlow 90 31

Youngstown St.