

|                   |          |           |                |            |             |               |      |      |       |           |
|-------------------|----------|-----------|----------------|------------|-------------|---------------|------|------|-------|-----------|
| Average RPI Win:  | 236      | WON-LOST  | WINNING        | LAST 10    | STRENGTH OF | OPP. STRENGTH | TEAM | ADJ. | CONF. | ADJ CONF. |
| Average RPI Loss: | 177      | RECORD    | PCT. RANK      | GAMES      | SCHEDULE    | OF SCHEDULE   | RPI  | RPI  | RPI   | RPI       |
| DIV. I ONLY       | 1- 7     | 312       | 1- 6           | 67         | 349         | 299           | 299  | 28   | 28    |           |
| DIV. I NON-CONF.  | 1- 7     | 309       | 1- 7           | 69         | 349         | 298           | 298  | 28   | 28    |           |
| TOTALS            | RPI 1-25 | RPI 26-50 | W-L RECORDS    | RPI 51-100 | RPI 101-150 | RPI 150+      |      |      |       |           |
| 1- 7              | 0- 0     | 0- 1      | OVERALL        | 0- 0       | 0- 2        | 1- 4          |      |      |       |           |
| 1- 2              | 0- 0     | 0- 0      | HOME           | 0- 0       | 0- 1        | 1- 1          |      |      |       |           |
| 0- 4              | 0- 0     | 0- 1      | AWAY           | 0- 0       | 0- 1        | 0- 2          |      |      |       |           |
| 0- 1              | 0- 0     | 0- 0      | NEUTRAL        | 0- 0       | 0- 0        | 0- 1          |      |      |       |           |
| 1- 7              | 0- 0     | 0- 1      | NON-CONFERENCE | 0- 0       | 0- 2        | 1- 4          |      |      |       |           |
| 1- 2              | 0- 0     | 0- 0      | HOME           | 0- 0       | 0- 1        | 1- 1          |      |      |       |           |
| 0- 4              | 0- 0     | 0- 1      | AWAY           | 0- 0       | 0- 1        | 0- 2          |      |      |       |           |
| 0- 1              | 0- 0     | 0- 0      | NEUTRAL        | 0- 0       | 0- 0        | 0- 1          |      |      |       |           |
| 0- 0              | 0- 0     | 0- 0      | CONFERENCE     | 0- 0       | 0- 0        | 0- 0          |      |      |       |           |
| 0- 0              | 0- 0     | 0- 0      | HOME           | 0- 0       | 0- 0        | 0- 0          |      |      |       |           |
| 0- 0              | 0- 0     | 0- 0      | AWAY           | 0- 0       | 0- 0        | 0- 0          |      |      |       |           |
| 0- 0              | 0- 0     | 0- 0      | NEUTRAL        | 0- 0       | 0- 0        | 0- 0          |      |      |       |           |

| RPI 1-25                  |   |          | RPI 26-50 |     |   | RPI 51-100       |       |     | RPI 101+ |                  |       | Team's RPI: 299 |
|---------------------------|---|----------|-----------|-----|---|------------------|-------|-----|----------|------------------|-------|-----------------|
| RPI                       | S | Opponent | Score     | RPI | S | Opponent         | Score | RPI | S        | Opponent         | Score |                 |
|                           |   |          |           | 43  | A | Texas A&M        | 55 84 |     |          |                  |       |                 |
|                           |   |          |           |     |   |                  |       | 107 | H        | Toledo           | 60 76 |                 |
|                           |   |          |           |     |   |                  |       | 125 | A        | Rice             | 36 70 |                 |
|                           |   |          |           |     |   |                  |       | 226 | A        | UTRGV            | 46 55 |                 |
|                           |   |          |           |     |   |                  |       | 226 | H        | UTRGV            | 65 68 |                 |
|                           |   |          |           |     |   |                  |       | 236 | H        | Texas Southern   | 64 61 |                 |
|                           |   |          |           |     |   |                  |       | 245 | A        | Texas St.        | 50 57 |                 |
|                           |   |          |           |     |   |                  |       | 269 | N        | UC Santa Barbara | 60 66 |                 |
| LAST 12 Division I GAMES: |   |          |           |     |   |                  |       |     |          |                  |       |                 |
|                           |   |          |           | 226 | A | UTRGV            | 46 55 | 236 | H        | Texas Southern   | 64 61 |                 |
|                           |   |          |           | 269 | N | UC Santa Barbara | 60 66 | 107 | H        | Toledo           | 60 76 |                 |
|                           |   |          |           | 125 | A | Rice             | 36 70 |     |          |                  |       |                 |
|                           |   |          |           | 43  | A | Texas A&M        | 55 84 |     |          |                  |       |                 |
|                           |   |          |           | 226 | H | UTRGV            | 65 68 |     |          |                  |       |                 |
|                           |   |          |           | 245 | A | Texas St.        | 50 57 |     |          |                  |       |                 |

Non-Div I Games: Schreiner 73 44 Okla. Panhandle 66 40 Montana Tech 83 50

|                              |          |           |                |             |               |          |      |       |           |
|------------------------------|----------|-----------|----------------|-------------|---------------|----------|------|-------|-----------|
| Average RPI Win: <b>226</b>  | WON-LOST | WINNING   | LAST 10        | STRENGTH OF | OPP. STRENGTH | TEAM     | ADJ. | CONF. | ADJ CONF. |
| Average RPI Loss: <b>147</b> | RECORD   | PCT. RANK | GAMES          | SCHEDULE    | OF SCHEDULE   | RPI      | RPI  | RPI   | RPI       |
| DIV. I ONLY                  | 3- 6     | 233       | 3- 5           | 98          | 272           | 202      | 202  | 28    | 28        |
| DIV. I NON-CONF.             | 3- 6     | 231       | 3- 6           | 99          | 271           | 203      | 203  | 28    | 28        |
| TOTALS                       | RPI 1-25 | RPI 26-50 | W-L RECORDS    | RPI 51-100  | RPI 101-150   | RPI 150+ |      |       |           |
| 3- 6                         | 0- 0     | 0- 2      | OVERALL        | 0- 1        | 0- 0          | 3- 3     |      |       |           |
| 2- 1                         | 0- 0     | 0- 0      | HOME           | 0- 0        | 0- 0          | 2- 1     |      |       |           |
| 0- 5                         | 0- 0     | 0- 2      | AWAY           | 0- 1        | 0- 0          | 0- 2     |      |       |           |
| 1- 0                         | 0- 0     | 0- 0      | NEUTRAL        | 0- 0        | 0- 0          | 1- 0     |      |       |           |
| 3- 6                         | 0- 0     | 0- 2      | NON-CONFERENCE | 0- 1        | 0- 0          | 3- 3     |      |       |           |
| 2- 1                         | 0- 0     | 0- 0      | HOME           | 0- 0        | 0- 0          | 2- 1     |      |       |           |
| 0- 5                         | 0- 0     | 0- 2      | AWAY           | 0- 1        | 0- 0          | 0- 2     |      |       |           |
| 1- 0                         | 0- 0     | 0- 0      | NEUTRAL        | 0- 0        | 0- 0          | 1- 0     |      |       |           |
| 0- 0                         | 0- 0     | 0- 0      | CONFERENCE     | 0- 0        | 0- 0          | 0- 0     |      |       |           |
| 0- 0                         | 0- 0     | 0- 0      | HOME           | 0- 0        | 0- 0          | 0- 0     |      |       |           |
| 0- 0                         | 0- 0     | 0- 0      | AWAY           | 0- 0        | 0- 0          | 0- 0     |      |       |           |
| 0- 0                         | 0- 0     | 0- 0      | NEUTRAL        | 0- 0        | 0- 0          | 0- 0     |      |       |           |

| RPI S                     | Opponent    | Score | RPI S | Opponent      | Score | RPI S | Opponent      | Score | RPI S | Opponent | Score | Team's RPI: 202 |
|---------------------------|-------------|-------|-------|---------------|-------|-------|---------------|-------|-------|----------|-------|-----------------|
| 32                        | A Baylor    | 34 79 | 55    | A Missouri    | 46 52 | 168   | H Omaha       | 73 66 |       |          |       |                 |
| 43                        | A Texas A&M | 45 71 |       |               |       | 223   | A Wichita St. | 62 81 |       |          |       |                 |
|                           |             |       |       |               |       | 226   | H UTRGV       | 70 54 |       |          |       |                 |
|                           |             |       |       |               |       | 246   | A UTSA        | 68 71 |       |          |       |                 |
|                           |             |       |       |               |       | 283   | N Murray St.  | 81 57 |       |          |       |                 |
|                           |             |       |       |               |       | 284   | H UMKC        | 68 71 |       |          |       |                 |
| LAST 12 Division I GAMES: |             |       |       |               |       |       |               |       |       |          |       |                 |
| 246                       | A UTSA      | 68 71 | 283   | N Murray St.  | 81 57 |       |               |       |       |          |       |                 |
| 43                        | A Texas A&M | 45 71 | 223   | A Wichita St. | 62 81 |       |               |       |       |          |       |                 |
| 226                       | H UTRGV     | 70 54 | 284   | H UMKC        | 68 71 |       |               |       |       |          |       |                 |
| 168                       | H Omaha     | 73 66 | 32    | A Baylor      | 34 79 |       |               |       |       |          |       |                 |
| 55                        | A Missouri  | 46 52 |       |               |       |       |               |       |       |          |       |                 |

Non-Div I Games: Harding 74 62 Howard Payne 87 52

Abilene Christian

Loss, Non-Conf, S Site, H Home A Away N Neutral

## Air Force

Through Games Of Dec. 23, 2016

|                   |          |           |                |            |             |               |      |      |       |           |
|-------------------|----------|-----------|----------------|------------|-------------|---------------|------|------|-------|-----------|
| Average RPI Win:  | 338      | WON-LOST  | WINNING        | LAST 10    | STRENGTH OF | OPP. STRENGTH | TEAM | ADJ. | CONF. | ADJ CONF. |
| Average RPI Loss: | 162      | RECORD    | PCT. RANK      | GAMES      | SCHEDULE    | OF SCHEDULE   | RPI  | RPI  | RPI   | RPI       |
| DIV. I ONLY       | 2- 8     | 285       | 2- 8           | 169        | 337         | 293           | 293  | 14   | 14    |           |
| DIV. I NON-CONF.  | 2- 8     | 285       | 2- 8           | 169        | 337         | 292           | 292  | 14   | 14    |           |
| TOTALS            | RPI 1-25 | RPI 26-50 | W-L RECORDS    | RPI 51-100 | RPI 101-150 | RPI 150+      |      |      |       |           |
| 2- 8              | 0- 0     | 0- 0      | OVERALL        | 0- 3       | 0- 2        | 2- 3          |      |      |       |           |
| 1- 4              | 0- 0     | 0- 0      | HOME           | 0- 2       | 0- 1        | 1- 1          |      |      |       |           |
| 1- 4              | 0- 0     | 0- 0      | AWAY           | 0- 1       | 0- 1        | 1- 2          |      |      |       |           |
| 0- 0              | 0- 0     | 0- 0      | NEUTRAL        | 0- 0       | 0- 0        | 0- 0          |      |      |       |           |
| 2- 8              | 0- 0     | 0- 0      | NON-CONFERENCE | 0- 3       | 0- 2        | 2- 3          |      |      |       |           |
| 1- 4              | 0- 0     | 0- 0      | HOME           | 0- 2       | 0- 1        | 1- 1          |      |      |       |           |
| 1- 4              | 0- 0     | 0- 0      | AWAY           | 0- 1       | 0- 1        | 1- 2          |      |      |       |           |
| 0- 0              | 0- 0     | 0- 0      | NEUTRAL        | 0- 0       | 0- 0        | 0- 0          |      |      |       |           |
| 0- 0              | 0- 0     | 0- 0      | CONFERENCE     | 0- 0       | 0- 0        | 0- 0          |      |      |       |           |
| 0- 0              | 0- 0     | 0- 0      | HOME           | 0- 0       | 0- 0        | 0- 0          |      |      |       |           |
| 0- 0              | 0- 0     | 0- 0      | AWAY           | 0- 0       | 0- 0        | 0- 0          |      |      |       |           |
| 0- 0              | 0- 0     | 0- 0      | NEUTRAL        | 0- 0       | 0- 0        | 0- 0          |      |      |       |           |

| RPI 1-25                  |   |          |       | RPI 26-50 |   |               |       | RPI 51-100 |   |            |       | RPI 101+ |     |                     |                     | Team's RPI: 293 |    |
|---------------------------|---|----------|-------|-----------|---|---------------|-------|------------|---|------------|-------|----------|-----|---------------------|---------------------|-----------------|----|
| RPI                       | S | Opponent | Score | RPI       | S | Opponent      | Score | RPI        | S | Opponent   | Score | RPI      | S   | Opponent            | Score               |                 |    |
|                           |   |          |       |           |   |               |       | 62         | H | Vanderbilt | 49    | 75       | 124 | H                   | Northern Colo.      | 44              | 71 |
|                           |   |          |       |           |   |               |       | 79         | A | Colorado   | 68    | 95       | 138 | A                   | Army West Point     | 47              | 75 |
|                           |   |          |       |           |   |               |       | 95         | H | Navy       | 46    | 64       | 203 | H                   | Weber St.           | 61              | 76 |
|                           |   |          |       |           |   |               |       |            |   |            |       |          | 257 | A                   | Eastern Mich.       | 44              | 65 |
|                           |   |          |       |           |   |               |       |            |   |            |       |          | 327 | H                   | Utah Valley         | 64              | 53 |
|                           |   |          |       |           |   |               |       |            |   |            |       |          | 339 | A                   | Denver              | 52              | 65 |
|                           |   |          |       |           |   |               |       |            |   |            |       |          | 348 | A                   | Fairleigh Dickinson | 56              | 48 |
| LAST 12 Division I GAMES: |   |          |       |           |   |               |       |            |   |            |       |          |     |                     |                     |                 |    |
|                           |   |          |       | 257       | A | Eastern Mich. | 44    | 65         |   |            |       | 124      | H   | Northern Colo.      | 44                  | 71              |    |
|                           |   |          |       | 203       | H | Weber St.     | 61    | 76         |   |            |       | 327      | H   | Utah Valley         | 64                  | 53              |    |
|                           |   |          |       | 79        | A | Colorado      | 68    | 95         |   |            |       | 62       | H   | Vanderbilt          | 49                  | 75              |    |
|                           |   |          |       | 339       | A | Denver        | 52    | 65         |   |            |       | 95       | H   | Navy                | 46                  | 64              |    |
|                           |   |          |       |           |   |               |       |            |   |            |       | 348      | A   | Fairleigh Dickinson | 56                  | 48              |    |
|                           |   |          |       |           |   |               |       |            |   |            |       | 138      | A   | Army West Point     | 47                  | 75              |    |

Non-Div I Games:

Air Force

■ Loss, 
 ■ Non-Conf, 
 ■ S Site, 
 ■ H Home 
 ■ A Away 
 N Neutral

|                   |          |           |                |            |             |               |      |      |       |           |
|-------------------|----------|-----------|----------------|------------|-------------|---------------|------|------|-------|-----------|
| Average RPI Win:  | 290      | WON-LOST  | WINNING        | LAST 10    | STRENGTH OF | OPP. STRENGTH | TEAM | ADJ. | CONF. | ADJ CONF. |
| Average RPI Loss: | 48       | RECORD    | PCT. RANK      | GAMES      | SCHEDULE    | OF SCHEDULE   | RPI  | RPI  | RPI   | RPI       |
| DIV. I ONLY       | 5- 4     | 142       | 5- 4           | 308        | 67          | 188           | 188  | 9    | 9     |           |
| DIV. I NON-CONF.  | 5- 4     | 141       | 5- 4           | 308        | 67          | 189           | 189  | 9    | 9     |           |
| TOTALS            | RPI 1-25 | RPI 26-50 | W-L RECORDS    | RPI 51-100 | RPI 101-150 | RPI 150+      |      |      |       |           |
| 5- 4              | 0- 0     | 0- 2      | OVERALL        | 0- 2       | 0- 0        | 5- 0          |      |      |       |           |
| 0- 2              | 0- 0     | 0- 0      | HOME           | 0- 2       | 0- 0        | 0- 0          |      |      |       |           |
| 5- 1              | 0- 0     | 0- 1      | AWAY           | 0- 0       | 0- 0        | 5- 0          |      |      |       |           |
| 0- 1              | 0- 0     | 0- 1      | NEUTRAL        | 0- 0       | 0- 0        | 0- 0          |      |      |       |           |
| 5- 4              | 0- 0     | 0- 2      | NON-CONFERENCE | 0- 2       | 0- 0        | 5- 0          |      |      |       |           |
| 0- 2              | 0- 0     | 0- 0      | HOME           | 0- 2       | 0- 0        | 0- 0          |      |      |       |           |
| 5- 1              | 0- 0     | 0- 1      | AWAY           | 0- 0       | 0- 0        | 5- 0          |      |      |       |           |
| 0- 1              | 0- 0     | 0- 1      | NEUTRAL        | 0- 0       | 0- 0        | 0- 0          |      |      |       |           |
| 0- 0              | 0- 0     | 0- 0      | CONFERENCE     | 0- 0       | 0- 0        | 0- 0          |      |      |       |           |
| 0- 0              | 0- 0     | 0- 0      | HOME           | 0- 0       | 0- 0        | 0- 0          |      |      |       |           |
| 0- 0              | 0- 0     | 0- 0      | AWAY           | 0- 0       | 0- 0        | 0- 0          |      |      |       |           |
| 0- 0              | 0- 0     | 0- 0      | NEUTRAL        | 0- 0       | 0- 0        | 0- 0          |      |      |       |           |

| RPI 1-25                  |   |          |       | RPI 26-50 |   |             |       | RPI 51-100 |   |                |       | RPI 101+ |   |                |       | Team's RPI: 188 |  |
|---------------------------|---|----------|-------|-----------|---|-------------|-------|------------|---|----------------|-------|----------|---|----------------|-------|-----------------|--|
| RPI                       | S | Opponent | Score | RPI       | S | Opponent    | Score | RPI        | S | Opponent       | Score | RPI      | S | Opponent       | Score |                 |  |
|                           |   |          |       | 27        | N | Elon        | 62 65 | 64         | H | Bucknell       | 47 61 | 207      | A | Georgia St.    | 78 66 |                 |  |
|                           |   |          |       | 37        | A | Penn St.    | 71 84 | 65         | H | Duquesne       | 57 67 | 263      | A | Canisius       | 73 64 |                 |  |
|                           |   |          |       |           |   |             |       |            |   |                |       | 311      | A | Winthrop       | 80 59 |                 |  |
|                           |   |          |       |           |   |             |       |            |   |                |       | 332      | A | Youngstown St. | 76 74 |                 |  |
|                           |   |          |       |           |   |             |       |            |   |                |       | 338      | A | Eastern Ky.    | 63 57 |                 |  |
| LAST 12 Division I GAMES: |   |          |       |           |   |             |       |            |   |                |       |          |   |                |       |                 |  |
|                           |   |          |       | 27        | N | Elon        | 62 65 | 338        | A | Eastern Ky.    | 63 57 |          |   |                |       |                 |  |
|                           |   |          |       | 207       | A | Georgia St. | 78 66 | 332        | A | Youngstown St. | 76 74 |          |   |                |       |                 |  |
|                           |   |          |       | 65        | H | Duquesne    | 57 67 | 311        | A | Winthrop       | 80 59 |          |   |                |       |                 |  |
|                           |   |          |       |           |   |             |       | 64         | H | Bucknell       | 47 61 |          |   |                |       |                 |  |
|                           |   |          |       |           |   |             |       | 263        | A | Canisius       | 73 64 |          |   |                |       |                 |  |
|                           |   |          |       |           |   |             |       | 37         | A | Penn St.       | 71 84 |          |   |                |       |                 |  |

Non-Div I Games: Malone 63 52

Akron

■ Loss, 
 ■ Non-Conf, S Site, 
 ■ Home 
 ■ Away 
 N Neutral

## Alabama

Through Games Of Dec. 23, 2016

|                   |          |           |                |            |             |               |      |      |       |           |
|-------------------|----------|-----------|----------------|------------|-------------|---------------|------|------|-------|-----------|
| Average RPI Win:  | 222      | WON-LOST  | WINNING        | LAST 10    | STRENGTH OF | OPP. STRENGTH | TEAM | ADJ. | CONF. | ADJ CONF. |
| Average RPI Loss: | 4        | RECORD    | PCT. RANK      | GAMES      | SCHEDULE    | OF SCHEDULE   | RPI  | RPI  | RPI   | RPI       |
| DIV. I ONLY       | 11- 1    | 11        | 9- 1           | 343        | 5           | 118           | 118  | 1    | 1     |           |
| DIV. I NON-CONF.  | 11- 1    | 11        | 11- 1          | 343        | 5           | 119           | 119  | 1    | 1     |           |
| TOTALS            | RPI 1-25 | RPI 26-50 | W-L RECORDS    | RPI 51-100 | RPI 101-150 | RPI 150+      |      |      |       |           |
| 11- 1             | 0- 1     | 0- 0      | OVERALL        | 1- 0       | 1- 0        | 9- 0          |      |      |       |           |
| 9- 0              | 0- 0     | 0- 0      | HOME           | 1- 0       | 1- 0        | 7- 0          |      |      |       |           |
| 0- 1              | 0- 1     | 0- 0      | AWAY           | 0- 0       | 0- 0        | 0- 0          |      |      |       |           |
| 2- 0              | 0- 0     | 0- 0      | NEUTRAL        | 0- 0       | 0- 0        | 2- 0          |      |      |       |           |
| 11- 1             | 0- 1     | 0- 0      | NON-CONFERENCE | 1- 0       | 1- 0        | 9- 0          |      |      |       |           |
| 9- 0              | 0- 0     | 0- 0      | HOME           | 1- 0       | 1- 0        | 7- 0          |      |      |       |           |
| 0- 1              | 0- 1     | 0- 0      | AWAY           | 0- 0       | 0- 0        | 0- 0          |      |      |       |           |
| 2- 0              | 0- 0     | 0- 0      | NEUTRAL        | 0- 0       | 0- 0        | 2- 0          |      |      |       |           |
| 0- 0              | 0- 0     | 0- 0      | CONFERENCE     | 0- 0       | 0- 0        | 0- 0          |      |      |       |           |
| 0- 0              | 0- 0     | 0- 0      | HOME           | 0- 0       | 0- 0        | 0- 0          |      |      |       |           |
| 0- 0              | 0- 0     | 0- 0      | AWAY           | 0- 0       | 0- 0        | 0- 0          |      |      |       |           |
| 0- 0              | 0- 0     | 0- 0      | NEUTRAL        | 0- 0       | 0- 0        | 0- 0          |      |      |       |           |

| RPI 1-25                  |   |              |       | RPI 26-50 |   |                  |       | RPI 51-100 |   |              |       | RPI 101+ Team's RPI: 118 |   |                  |       |
|---------------------------|---|--------------|-------|-----------|---|------------------|-------|------------|---|--------------|-------|--------------------------|---|------------------|-------|
| RPI                       | S | Opponent     | Score | RPI       | S | Opponent         | Score | RPI        | S | Opponent     | Score | RPI                      | S | Opponent         | Score |
| 4                         | A | Georgetown   | 59 70 |           |   |                  |       | 51         | H | Georgia Tech | 67 65 | 119                      | H | Kansas           | 71 65 |
|                           |   |              |       |           |   |                  |       |            |   |              |       | 158                      | H | New Orleans      | 78 57 |
|                           |   |              |       |           |   |                  |       |            |   |              |       | 200                      | H | Mississippi Val. | 93 44 |
|                           |   |              |       |           |   |                  |       |            |   |              |       | 207                      | H | Georgia St.      | 80 57 |
|                           |   |              |       |           |   |                  |       |            |   |              |       | 244                      | H | Ga. Southern     | 66 48 |
|                           |   |              |       |           |   |                  |       |            |   |              |       | 264                      | N | McNeese          | 84 63 |
|                           |   |              |       |           |   |                  |       |            |   |              |       | 285                      | H | Lipscomb         | 82 35 |
|                           |   |              |       |           |   |                  |       |            |   |              |       | 295                      | H | Alcorn           | 93 43 |
|                           |   |              |       |           |   |                  |       |            |   |              |       | 303                      | N | UTEP             | 78 60 |
|                           |   |              |       |           |   |                  |       |            |   |              |       | 315                      | H | Alabama A&M      | 97 29 |
| LAST 12 Division I GAMES: |   |              |       |           |   |                  |       |            |   |              |       |                          |   |                  |       |
| 303                       | N | UTEP         | 78 60 | 295       | H | Alcorn           | 93 43 |            |   |              |       |                          |   |                  |       |
| 264                       | N | McNeese      | 84 63 | 315       | H | Alabama A&M      | 97 29 |            |   |              |       |                          |   |                  |       |
| 51                        | H | Georgia Tech | 67 65 | 244       | H | Ga. Southern     | 66 48 |            |   |              |       |                          |   |                  |       |
| 207                       | H | Georgia St.  | 80 57 | 285       | H | Lipscomb         | 82 35 |            |   |              |       |                          |   |                  |       |
| 4                         | A | Georgetown   | 59 70 | 200       | H | Mississippi Val. | 93 44 |            |   |              |       |                          |   |                  |       |
| 119                       | H | Kansas       | 71 65 | 158       | H | New Orleans      | 78 57 |            |   |              |       |                          |   |                  |       |

Non-Div I Games:

Alabama

■ Loss, 
■ Non-Conf, S Site, 
■ Home 
■ Away 
N Neutral

|                   |          |           |                |            |             |               |      |      |       |           |
|-------------------|----------|-----------|----------------|------------|-------------|---------------|------|------|-------|-----------|
| Average RPI Win:  | 0        | WON-LOST  | WINNING        | LAST 10    | STRENGTH OF | OPP. STRENGTH | TEAM | ADJ. | CONF. | ADJ CONF. |
| Average RPI Loss: | 178      | RECORD    | PCT. RANK      | GAMES      | SCHEDULE    | OF SCHEDULE   | RPI  | RPI  | RPI   | RPI       |
| DIV. I ONLY       | 0- 7     | 335       | 0- 7           | 74         | 325         | 315           | 315  | 29   | 29    |           |
| DIV. I NON-CONF.  | 0- 7     | 335       | 0- 7           | 76         | 325         | 315           | 315  | 29   | 29    |           |
| TOTALS            | RPI 1-25 | RPI 26-50 | W-L RECORDS    | RPI 51-100 | RPI 101-150 | RPI 150+      |      |      |       |           |
| 0- 7              | 0- 0     | 0- 1      | OVERALL        | 0- 0       | 0- 3        | 0- 3          |      |      |       |           |
| 0- 0              | 0- 0     | 0- 0      | HOME           | 0- 0       | 0- 0        | 0- 0          |      |      |       |           |
| 0- 7              | 0- 0     | 0- 0      | AWAY           | 0- 0       | 0- 0        | 0- 1          |      |      |       |           |
| 0- 0              | 0- 0     | 0- 0      | NEUTRAL        | 0- 0       | 0- 0        | 0- 0          |      |      |       |           |
| 0- 7              | 0- 0     | 0- 1      | NON-CONFERENCE | 0- 0       | 0- 3        | 0- 3          |      |      |       |           |
| 0- 0              | 0- 0     | 0- 0      | HOME           | 0- 0       | 0- 0        | 0- 0          |      |      |       |           |
| 0- 7              | 0- 0     | 0- 1      | AWAY           | 0- 0       | 0- 3        | 0- 3          |      |      |       |           |
| 0- 0              | 0- 0     | 0- 0      | NEUTRAL        | 0- 0       | 0- 0        | 0- 0          |      |      |       |           |
| 0- 0              | 0- 0     | 0- 0      | CONFERENCE     | 0- 0       | 0- 0        | 0- 0          |      |      |       |           |
| 0- 0              | 0- 0     | 0- 0      | HOME           | 0- 0       | 0- 0        | 0- 0          |      |      |       |           |
| 0- 0              | 0- 0     | 0- 0      | AWAY           | 0- 0       | 0- 0        | 0- 0          |      |      |       |           |
| 0- 0              | 0- 0     | 0- 0      | NEUTRAL        | 0- 0       | 0- 0        | 0- 0          |      |      |       |           |

| RPI 1-25                  |   |          |       | RPI 26-50 |   |                   |       | RPI 51-100 |   |             |       | RPI 101+ Team's RPI: 315 |   |                   |       |
|---------------------------|---|----------|-------|-----------|---|-------------------|-------|------------|---|-------------|-------|--------------------------|---|-------------------|-------|
| RPI                       | S | Opponent | Score | RPI       | S | Opponent          | Score | RPI        | S | Opponent    | Score | RPI                      | S | Opponent          | Score |
|                           |   |          |       | 26        | A | North Carolina    | 35 80 |            |   |             |       | 118                      | A | Alabama           | 29 97 |
|                           |   |          |       |           |   |                   |       |            |   |             |       | 131                      | A | Western Ky.       | 32 96 |
|                           |   |          |       |           |   |                   |       |            |   |             |       | 141                      | A | Samford           | 37 61 |
|                           |   |          |       |           |   |                   |       |            |   |             |       | 267                      | A | Evansville        | 54 63 |
|                           |   |          |       |           |   |                   |       |            |   |             |       | 282                      | A | Southeast Mo. St. | 47 75 |
|                           |   |          |       |           |   |                   |       |            |   |             |       | 283                      | A | Murray St.        | 49 81 |
| LAST 12 Division I GAMES: |   |          |       |           |   |                   |       |            |   |             |       |                          |   |                   |       |
|                           |   |          |       | 267       | A | Evansville        | 54 63 | 131        | A | Western Ky. | 32 96 |                          |   |                   |       |
|                           |   |          |       | 282       | A | Southeast Mo. St. | 47 75 |            |   |             |       |                          |   |                   |       |
|                           |   |          |       | 141       | A | Samford           | 37 61 |            |   |             |       |                          |   |                   |       |
|                           |   |          |       | 118       | A | Alabama           | 29 97 |            |   |             |       |                          |   |                   |       |
|                           |   |          |       | 26        | A | North Carolina    | 35 80 |            |   |             |       |                          |   |                   |       |
|                           |   |          |       | 283       | A | Murray St.        | 49 81 |            |   |             |       |                          |   |                   |       |

Non-Div I Games: Oakwood 68 65 Concordia (AL) 61 58

Alabama A&M

Loss, Non-Conf, S Site, Home Away N Neutral

## Alabama St.

Through Games Of Dec. 23, 2016

|                   |          |           |                |            |             |               |      |      |       |           |
|-------------------|----------|-----------|----------------|------------|-------------|---------------|------|------|-------|-----------|
| Average RPI Win:  | 0        | WON-LOST  | WINNING        | LAST 10    | STRENGTH OF | OPP. STRENGTH | TEAM | ADJ. | CONF. | ADJ CONF. |
| Average RPI Loss: | 115      | RECORD    | PCT. RANK      | GAMES      | SCHEDULE    | OF SCHEDULE   | RPI  | RPI  | RPI   | RPI       |
| DIV. I ONLY       | 0- 8     | 335       | 0- 8           | 41         | 118         | 265           | 265  | 29   | 29    |           |
| DIV. I NON-CONF.  | 0- 8     | 335       | 0- 8           | 41         | 119         | 264           | 264  | 29   | 29    |           |
| TOTALS            | RPI 1-25 | RPI 26-50 | W-L RECORDS    | RPI 51-100 | RPI 101-150 | RPI 150+      |      |      |       |           |
| 0- 8              | 0- 1     | 0- 1      | OVERALL        | 0- 1       | 0- 4        | 0- 1          |      |      |       |           |
| 0- 0              | 0- 0     | 0- 0      | HOME           | 0- 0       | 0- 0        | 0- 0          |      |      |       |           |
| 0- 8              | 0- 0     | 0- 0      | AWAY           | 0- 0       | 0- 2        | 0- 1          |      |      |       |           |
| 0- 0              | 0- 0     | 0- 0      | NEUTRAL        | 0- 0       | 0- 0        | 0- 0          |      |      |       |           |
| 0- 8              | 0- 1     | 0- 1      | NON-CONFERENCE | 0- 1       | 0- 4        | 0- 1          |      |      |       |           |
| 0- 0              | 0- 0     | 0- 0      | HOME           | 0- 0       | 0- 0        | 0- 0          |      |      |       |           |
| 0- 8              | 0- 1     | 0- 1      | AWAY           | 0- 1       | 0- 4        | 0- 1          |      |      |       |           |
| 0- 0              | 0- 0     | 0- 0      | NEUTRAL        | 0- 0       | 0- 0        | 0- 0          |      |      |       |           |
| 0- 0              | 0- 0     | 0- 0      | CONFERENCE     | 0- 0       | 0- 0        | 0- 0          |      |      |       |           |
| 0- 0              | 0- 0     | 0- 0      | HOME           | 0- 0       | 0- 0        | 0- 0          |      |      |       |           |
| 0- 0              | 0- 0     | 0- 0      | AWAY           | 0- 0       | 0- 0        | 0- 0          |      |      |       |           |
| 0- 0              | 0- 0     | 0- 0      | NEUTRAL        | 0- 0       | 0- 0        | 0- 0          |      |      |       |           |

| RPI 1-25                  |   |                 |       | RPI 26-50 |   |                 |       | RPI 51-100 |   |              |        | RPI 101+ Team's RPI: 265 |   |                |        |
|---------------------------|---|-----------------|-------|-----------|---|-----------------|-------|------------|---|--------------|--------|--------------------------|---|----------------|--------|
| RPI                       | S | Opponent        | Score | RPI       | S | Opponent        | Score | RPI        | S | Opponent     | Score  | RPI                      | S | Opponent       | Score  |
| 5                         | A | Mississippi St. | 47 90 | 26        | A | North Carolina  | 54 84 | 51         | A | Georgia Tech | 48 70  | 114                      | A | Ohio St.       | 61 118 |
|                           |   |                 |       |           |   |                 |       |            |   |              |        | 139                      | A | Southern Miss. | 43 70  |
|                           |   |                 |       |           |   |                 |       |            |   |              |        | 141                      | A | Samford        | 49 63  |
|                           |   |                 |       |           |   |                 |       |            |   |              |        | 149                      | A | Troy           | 66 95  |
|                           |   |                 |       |           |   |                 |       |            |   |              |        | 296                      | A | Savannah St.   | 39 54  |
| LAST 12 Division I GAMES: |   |                 |       |           |   |                 |       |            |   |              |        |                          |   |                |        |
| 296                       | A | Savannah St.    | 39 54 | 5         | A | Mississippi St. | 47 90 | 114        | A | Ohio St.     | 61 118 |                          |   |                |        |
| 51                        | A | Georgia Tech    | 48 70 | 149       | A | Troy            | 66 95 | 141        | A | Samford      | 49 63  |                          |   |                |        |
| 26                        | A | North Carolina  | 54 84 | 139       | A | Southern Miss.  | 43 70 |            |   |              |        |                          |   |                |        |

Non-Div I Games: Mobile 84 45

Alabama St.

■ Loss, 
 ■ Non-Conf, 
 ■ S Site, 
 ■ Home 
 ■ Away 
 N Neutral

|                   |          |           |                |            |             |               |      |      |       |           |
|-------------------|----------|-----------|----------------|------------|-------------|---------------|------|------|-------|-----------|
| Average RPI Win:  | 267      | WON-LOST  | WINNING        | LAST 10    | STRENGTH OF | OPP. STRENGTH | TEAM | ADJ. | CONF. | ADJ CONF. |
| Average RPI Loss: | 92       | RECORD    | PCT. RANK      | GAMES      | SCHEDULE    | OF SCHEDULE   | RPI  | RPI  | RPI   | RPI       |
| DIV. I ONLY       | 5- 6     | 183       | 5- 4           | 132        | 190         | 147           | 147  | 23   | 23    |           |
| DIV. I NON-CONF.  | 5- 6     | 187       | 5- 6           | 133        | 191         | 148           | 148  | 23   | 23    |           |
| TOTALS            | RPI 1-25 | RPI 26-50 | W-L RECORDS    | RPI 51-100 | RPI 101-150 | RPI 150+      |      |      |       |           |
| 5- 6              | 0- 2     | 0- 0      | OVERALL        | 0- 2       | 1- 0        | 4- 2          |      |      |       |           |
| 4- 0              | 0- 0     | 0- 0      | HOME           | 0- 0       | 1- 0        | 3- 0          |      |      |       |           |
| 1- 5              | 0- 1     | 0- 0      | AWAY           | 0- 2       | 0- 0        | 1- 2          |      |      |       |           |
| 0- 1              | 0- 1     | 0- 0      | NEUTRAL        | 0- 0       | 0- 0        | 0- 0          |      |      |       |           |
| 5- 6              | 0- 2     | 0- 0      | NON-CONFERENCE | 0- 2       | 1- 0        | 4- 2          |      |      |       |           |
| 4- 0              | 0- 0     | 0- 0      | HOME           | 0- 0       | 1- 0        | 3- 0          |      |      |       |           |
| 1- 5              | 0- 1     | 0- 0      | AWAY           | 0- 2       | 0- 0        | 1- 2          |      |      |       |           |
| 0- 1              | 0- 1     | 0- 0      | NEUTRAL        | 0- 0       | 0- 0        | 0- 0          |      |      |       |           |
| 0- 0              | 0- 0     | 0- 0      | CONFERENCE     | 0- 0       | 0- 0        | 0- 0          |      |      |       |           |
| 0- 0              | 0- 0     | 0- 0      | HOME           | 0- 0       | 0- 0        | 0- 0          |      |      |       |           |
| 0- 0              | 0- 0     | 0- 0      | AWAY           | 0- 0       | 0- 0        | 0- 0          |      |      |       |           |
| 0- 0              | 0- 0     | 0- 0      | NEUTRAL        | 0- 0       | 0- 0        | 0- 0          |      |      |       |           |

| RPI 1-25                  |   |                 |       | RPI 26-50 |   |                 |       | RPI 51-100 |   |                 |       | RPI 101+ Team's RPI: 147 |   |                 |       |
|---------------------------|---|-----------------|-------|-----------|---|-----------------|-------|------------|---|-----------------|-------|--------------------------|---|-----------------|-------|
| RPI                       | S | Opponent        | Score | RPI       | S | Opponent        | Score | RPI        | S | Opponent        | Score | RPI                      | S | Opponent        | Score |
| 8                         | A | Kentucky        | 46 70 |           |   |                 |       | 75         | A | St. John's (NY) | 36 54 | 138                      | H | Army West Point | 65 59 |
| 18                        | N | Miami (FL)      | 53 77 |           |   |                 |       | 97         | A | Fordham         | 82 89 | 160                      | A | Yale            | 53 64 |
|                           |   |                 |       |           |   |                 |       |            |   |                 |       | 194                      | A | St. Bonaventure | 59 67 |
|                           |   |                 |       |           |   |                 |       |            |   |                 |       | 266                      | H | Fairfield       | 59 45 |
|                           |   |                 |       |           |   |                 |       |            |   |                 |       | 273                      | H | Siena           | 88 86 |
|                           |   |                 |       |           |   |                 |       |            |   |                 |       | 324                      | H | Boston U.       | 69 54 |
|                           |   |                 |       |           |   |                 |       |            |   |                 |       | 336                      | A | Wagner          | 75 50 |
| LAST 12 Division I GAMES: |   |                 |       |           |   |                 |       |            |   |                 |       |                          |   |                 |       |
| 194                       | A | St. Bonaventure | 59 67 | 160       | A | Yale            | 53 64 |            |   |                 |       |                          |   |                 |       |
| 336                       | A | Wagner          | 75 50 | 75        | A | St. John's (NY) | 36 54 |            |   |                 |       |                          |   |                 |       |
| 266                       | H | Fairfield       | 59 45 | 273       | H | Siena           | 88 86 |            |   |                 |       |                          |   |                 |       |
| 18                        | N | Miami (FL)      | 53 77 | 97        | A | Fordham         | 82 89 |            |   |                 |       |                          |   |                 |       |
| 8                         | A | Kentucky        | 46 70 | 324       | H | Boston U.       | 69 54 |            |   |                 |       |                          |   |                 |       |
|                           |   |                 |       | 138       | H | Army West Point | 65 59 |            |   |                 |       |                          |   |                 |       |

Non-Div I Games: Post 85 61

Albany (NY)

  Loss, 
  Non-Conf, 
  S Site, 
  H Home 
  A Away 
N Neutral



|                   |          |           |                |            |             |               |      |      |       |           |
|-------------------|----------|-----------|----------------|------------|-------------|---------------|------|------|-------|-----------|
| Average RPI Win:  | 0        | WON-LOST  | WINNING        | LAST 10    | STRENGTH OF | OPP. STRENGTH | TEAM | ADJ. | CONF. | ADJ CONF. |
| Average RPI Loss: | 156      | RECORD    | PCT. RANK      | GAMES      | SCHEDULE    | OF SCHEDULE   | RPI  | RPI  | RPI   | RPI       |
| DIV. I ONLY       | 0- 10    | 335       | 0- 1           | 40         | 344         | 295           | 295  | 29   | 29    |           |
| DIV. I NON-CONF.  | 0- 10    | 335       | 0- 1           | 40         | 344         | 294           | 294  | 29   | 29    |           |
| TOTALS            | RPI 1-25 | RPI 26-50 | W-L RECORDS    | RPI 51-100 | RPI 101-150 | RPI 150+      |      |      |       |           |
| 0- 10             | 0- 0     | 0- 1      | OVERALL        | 0- 0       | 0- 4        | 0- 5          |      |      |       |           |
| 0- 2              | 0- 0     | 0- 0      | HOME           | 0- 0       | 0- 0        | 0- 2          |      |      |       |           |
| 0- 7              | 0- 0     | 0- 0      | AWAY           | 0- 0       | 0- 1        | 0- 1          |      |      |       |           |
| 0- 1              | 0- 0     | 0- 0      | NEUTRAL        | 0- 0       | 0- 0        | 0- 1          |      |      |       |           |
| 0- 10             | 0- 0     | 0- 1      | NON-CONFERENCE | 0- 0       | 0- 4        | 0- 5          |      |      |       |           |
| 0- 2              | 0- 0     | 0- 0      | HOME           | 0- 0       | 0- 0        | 0- 2          |      |      |       |           |
| 0- 7              | 0- 0     | 0- 1      | AWAY           | 0- 0       | 0- 4        | 0- 2          |      |      |       |           |
| 0- 1              | 0- 0     | 0- 0      | NEUTRAL        | 0- 0       | 0- 0        | 0- 1          |      |      |       |           |
| 0- 0              | 0- 0     | 0- 0      | CONFERENCE     | 0- 0       | 0- 0        | 0- 0          |      |      |       |           |
| 0- 0              | 0- 0     | 0- 0      | HOME           | 0- 0       | 0- 0        | 0- 0          |      |      |       |           |
| 0- 0              | 0- 0     | 0- 0      | AWAY           | 0- 0       | 0- 0        | 0- 0          |      |      |       |           |
| 0- 0              | 0- 0     | 0- 0      | NEUTRAL        | 0- 0       | 0- 0        | 0- 0          |      |      |       |           |

| RPI 1-25                  |   |          | RPI 26-50 |     |   | RPI 51-100        |       |     | RPI 101+ |                   |       | Team's RPI: 295 |
|---------------------------|---|----------|-----------|-----|---|-------------------|-------|-----|----------|-------------------|-------|-----------------|
| RPI                       | S | Opponent | Score     | RPI | S | Opponent          | Score | RPI | S        | Opponent          | Score |                 |
|                           |   |          |           | 34  | A | Texas Tech        | 37 90 |     |          |                   |       |                 |
|                           |   |          |           |     |   |                   |       | 118 | A        | Alabama           | 43 93 |                 |
|                           |   |          |           |     |   |                   |       | 122 | A        | Arizona           | 59 74 |                 |
|                           |   |          |           |     |   |                   |       | 139 | A        | Southern Miss.    | 56 99 |                 |
|                           |   |          |           |     |   |                   |       | 142 | A        | Grand Canyon      | 44 77 |                 |
|                           |   |          |           |     |   |                   |       | 151 | A        | TCU               | 39 95 |                 |
|                           |   |          |           |     |   |                   |       | 164 | A        | Central Ark.      | 45 59 |                 |
|                           |   |          |           |     |   |                   |       | 164 | H        | Central Ark.      | 57 71 |                 |
|                           |   |          |           |     |   |                   |       | 243 | H        | Jacksonville St.  | 66 70 |                 |
|                           |   |          |           |     |   |                   |       | 282 | N        | Southeast Mo. St. | 50 68 |                 |
| LAST 12 Division I GAMES: |   |          |           |     |   |                   |       |     |          |                   |       |                 |
|                           |   |          |           | 282 | N | Southeast Mo. St. | 50 68 | 118 | A        | Alabama           | 43 93 |                 |
|                           |   |          |           | 151 | A | TCU               | 39 95 | 164 | A        | Central Ark.      | 45 59 |                 |
|                           |   |          |           | 34  | A | Texas Tech        | 37 90 | 139 | A        | Southern Miss.    | 56 99 |                 |
|                           |   |          |           | 243 | H | Jacksonville St.  | 66 70 | 164 | H        | Central Ark.      | 57 71 |                 |
|                           |   |          |           |     |   |                   |       | 122 | A        | Arizona           | 59 74 |                 |
|                           |   |          |           |     |   |                   |       | 142 | A        | Grand Canyon      | 44 77 |                 |

Non-Div I Games:

Alcorn

■ Loss, 
 ■ Non-Conf, 
 ■ S Site, 
 ■ H Home 
 ■ A Away 
 N Neutral

|                   |          |           |                |            |             |               |      |      |       |           |
|-------------------|----------|-----------|----------------|------------|-------------|---------------|------|------|-------|-----------|
| Average RPI Win:  | 251      | WON-LOST  | WINNING        | LAST 10    | STRENGTH OF | OPP. STRENGTH | TEAM | ADJ. | CONF. | ADJ CONF. |
| Average RPI Loss: | 122      | RECORD    | PCT. RANK      | GAMES      | SCHEDULE    | OF SCHEDULE   | RPI  | RPI  | RPI   | RPI       |
| DIV. I ONLY       | 3- 8     | 259       | 2- 8           | 89         | 230         | 213           | 213  | 24   | 24    |           |
| DIV. I NON-CONF.  | 3- 8     | 259       | 3- 8           | 91         | 229         | 214           | 214  | 24   | 24    |           |
| TOTALS            | RPI 1-25 | RPI 26-50 | W-L RECORDS    | RPI 51-100 | RPI 101-150 | RPI 150+      |      |      |       |           |
| 3- 8              | 0- 1     | 0- 1      | OVERALL        | 0- 0       | 1- 3        | 2- 3          |      |      |       |           |
| 2- 2              | 0- 0     | 0- 0      | HOME           | 0- 0       | 1- 2        | 1- 0          |      |      |       |           |
| 1- 4              | 0- 1     | 0- 1      | AWAY           | 0- 0       | 0- 1        | 1- 1          |      |      |       |           |
| 0- 2              | 0- 0     | 0- 0      | NEUTRAL        | 0- 0       | 0- 0        | 0- 2          |      |      |       |           |
| 3- 8              | 0- 1     | 0- 1      | NON-CONFERENCE | 0- 0       | 1- 3        | 2- 3          |      |      |       |           |
| 2- 2              | 0- 0     | 0- 0      | HOME           | 0- 0       | 1- 2        | 1- 0          |      |      |       |           |
| 1- 4              | 0- 1     | 0- 1      | AWAY           | 0- 0       | 0- 1        | 1- 1          |      |      |       |           |
| 0- 2              | 0- 0     | 0- 0      | NEUTRAL        | 0- 0       | 0- 0        | 0- 2          |      |      |       |           |
| 0- 0              | 0- 0     | 0- 0      | CONFERENCE     | 0- 0       | 0- 0        | 0- 0          |      |      |       |           |
| 0- 0              | 0- 0     | 0- 0      | HOME           | 0- 0       | 0- 0        | 0- 0          |      |      |       |           |
| 0- 0              | 0- 0     | 0- 0      | AWAY           | 0- 0       | 0- 0        | 0- 0          |      |      |       |           |
| 0- 0              | 0- 0     | 0- 0      | NEUTRAL        | 0- 0       | 0- 0        | 0- 0          |      |      |       |           |

| RPI 1-25                  |   |                   |       | RPI 26-50 |   |                |       | RPI 51-100 |   |          |       | RPI 101+ Team's RPI: 213 |   |                   |       |
|---------------------------|---|-------------------|-------|-----------|---|----------------|-------|------------|---|----------|-------|--------------------------|---|-------------------|-------|
| RPI                       | S | Opponent          | Score | RPI       | S | Opponent       | Score | RPI        | S | Opponent | Score | RPI                      | S | Opponent          | Score |
| 25                        | A | Michigan          | 33 82 | 37        | A | Penn St.       | 65 70 |            |   |          |       | 106                      | A | Hofstra           | 67 72 |
|                           |   |                   |       |           |   |                |       |            |   |          |       | 116                      | H | George Washington | 66 61 |
|                           |   |                   |       |           |   |                |       |            |   |          |       | 135                      | H | William & Mary    | 34 48 |
|                           |   |                   |       |           |   |                |       |            |   |          |       | 143                      | H | Delaware          | 55 56 |
|                           |   |                   |       |           |   |                |       |            |   |          |       | 155                      | A | La Salle          | 59 63 |
|                           |   |                   |       |           |   |                |       |            |   |          |       | 167                      | N | VCU               | 62 68 |
|                           |   |                   |       |           |   |                |       |            |   |          |       | 207                      | N | Georgia St.       | 58 59 |
|                           |   |                   |       |           |   |                |       |            |   |          |       | 304                      | H | UMBC              | 70 53 |
|                           |   |                   |       |           |   |                |       |            |   |          |       | 332                      | A | Youngstown St.    | 77 64 |
| LAST 12 Division I GAMES: |   |                   |       |           |   |                |       |            |   |          |       |                          |   |                   |       |
| 25                        | A | Michigan          | 33 82 | 207       | N | Georgia St.    | 58 59 |            |   |          |       |                          |   |                   |       |
| 37                        | A | Penn St.          | 65 70 | 167       | N | VCU            | 62 68 |            |   |          |       |                          |   |                   |       |
| 106                       | A | Hofstra           | 67 72 | 155       | A | La Salle       | 59 63 |            |   |          |       |                          |   |                   |       |
| 116                       | H | George Washington | 66 61 | 143       | H | Delaware       | 55 56 |            |   |          |       |                          |   |                   |       |
| 135                       | H | William & Mary    | 34 48 | 332       | A | Youngstown St. | 77 64 |            |   |          |       |                          |   |                   |       |
| 304                       | H | UMBC              | 70 53 |           |   |                |       |            |   |          |       |                          |   |                   |       |

Non-Div I Games:

American

■ Loss, 
■ Non-Conf, 
■ S Site, 
■ H Home 
■ A Away 
N Neutral

|                   |          |           |                |            |             |               |      |      |       |           |
|-------------------|----------|-----------|----------------|------------|-------------|---------------|------|------|-------|-----------|
| Average RPI Win:  | 248      | WON-LOST  | WINNING        | LAST 10    | STRENGTH OF | OPP. STRENGTH | TEAM | ADJ. | CONF. | ADJ CONF. |
| Average RPI Loss: | 98       | RECORD    | PCT. RANK      | GAMES      | SCHEDULE    | OF SCHEDULE   | RPI  | RPI  | RPI   | RPI       |
| DIV. I ONLY       | 5- 6     | 183       | 5- 5           | 250        | 100         | 197           | 197  | 19   | 19    |           |
| DIV. I NON-CONF.  | 5- 6     | 187       | 5- 6           | 252        | 102         | 198           | 198  | 19   | 19    |           |
| TOTALS            | RPI 1-25 | RPI 26-50 | W-L RECORDS    | RPI 51-100 | RPI 101-150 | RPI 150+      |      |      |       |           |
| 5- 6              | 0- 2     | 0- 0      | OVERALL        | 0- 2       | 0- 0        | 5- 2          |      |      |       |           |
| 2- 2              | 0- 0     | 0- 0      | HOME           | 0- 1       | 0- 0        | 2- 1          |      |      |       |           |
| 2- 4              | 0- 2     | 0- 0      | AWAY           | 0- 1       | 0- 0        | 2- 1          |      |      |       |           |
| 1- 0              | 0- 0     | 0- 0      | NEUTRAL        | 0- 0       | 0- 0        | 1- 0          |      |      |       |           |
| 5- 6              | 0- 2     | 0- 0      | NON-CONFERENCE | 0- 2       | 0- 0        | 5- 2          |      |      |       |           |
| 2- 2              | 0- 0     | 0- 0      | HOME           | 0- 1       | 0- 0        | 2- 1          |      |      |       |           |
| 2- 4              | 0- 2     | 0- 0      | AWAY           | 0- 1       | 0- 0        | 2- 1          |      |      |       |           |
| 1- 0              | 0- 0     | 0- 0      | NEUTRAL        | 0- 0       | 0- 0        | 1- 0          |      |      |       |           |
| 0- 0              | 0- 0     | 0- 0      | CONFERENCE     | 0- 0       | 0- 0        | 0- 0          |      |      |       |           |
| 0- 0              | 0- 0     | 0- 0      | HOME           | 0- 0       | 0- 0        | 0- 0          |      |      |       |           |
| 0- 0              | 0- 0     | 0- 0      | AWAY           | 0- 0       | 0- 0        | 0- 0          |      |      |       |           |
| 0- 0              | 0- 0     | 0- 0      | NEUTRAL        | 0- 0       | 0- 0        | 0- 0          |      |      |       |           |

| RPI 1-25                  |   |                    |       | RPI 26-50 |   |               |       | RPI 51-100 |   |              |       | RPI 101+ Team's RPI: 197 |   |                    |       |
|---------------------------|---|--------------------|-------|-----------|---|---------------|-------|------------|---|--------------|-------|--------------------------|---|--------------------|-------|
| RPI                       | S | Opponent           | Score | RPI       | S | Opponent      | Score | RPI        | S | Opponent     | Score | RPI                      | S | Opponent           | Score |
| 17                        | A | Tennessee          | 66 92 |           |   |               |       | 51         | A | Georgia Tech | 52 81 | 170                      | N | Gardner-Webb       | 72 67 |
| 19                        | A | DePaul             | 58 99 |           |   |               |       | 66         | H | Radford      | 54 57 | 174                      | H | UNC Asheville      | 81 51 |
|                           |   |                    |       |           |   |               |       |            |   |              |       | 181                      | H | Col. of Charleston | 62 65 |
|                           |   |                    |       |           |   |               |       |            |   |              |       | 252                      | A | ETSU               | 71 68 |
|                           |   |                    |       |           |   |               |       |            |   |              |       | 252                      | A | Richmond           | 46 55 |
|                           |   |                    |       |           |   |               |       |            |   |              |       | 306                      | H | N.C. A&T           | 71 58 |
|                           |   |                    |       |           |   |               |       |            |   |              |       | 337                      | A | Liberty            | 66 57 |
| LAST 12 Division I GAMES: |   |                    |       |           |   |               |       |            |   |              |       |                          |   |                    |       |
| 17                        | A | Tennessee          | 66 92 | 174       | H | UNC Asheville | 81 51 | 252        | A | Richmond     | 46 55 |                          |   |                    |       |
| 51                        | A | Georgia Tech       | 52 81 | 337       | A | Liberty       | 66 57 | 170        | N | Gardner-Webb | 72 67 |                          |   |                    |       |
| 66                        | H | Radford            | 54 57 | 19        | A | DePaul        | 58 99 |            |   |              |       |                          |   |                    |       |
| 306                       | H | N.C. A&T           | 71 58 |           |   |               |       |            |   |              |       |                          |   |                    |       |
| 181                       | H | Col. of Charleston | 62 65 |           |   |               |       |            |   |              |       |                          |   |                    |       |
| 252                       | A | ETSU               | 71 68 |           |   |               |       |            |   |              |       |                          |   |                    |       |

Non-Div I Games:

Appalachian St.

■ Loss, 
 ■ Non-Conf, S Site, 
 ■ Home 
 ■ Away 
 N Neutral

| Average RPI Win: 209  |      | WON-LOST | WINNING   | LAST 10        | STRENGTH OF | OPP. STRENGTH | TEAM        | ADJ.     | CONF. | ADJ CONF. |
|-----------------------|------|----------|-----------|----------------|-------------|---------------|-------------|----------|-------|-----------|
| Average RPI Loss: 197 |      | RECORD   | PCT. RANK | GAMES          | SCHEDULE    | OF SCHEDULE   | RPI         | RPI      | RPI   | RPI       |
| DIV. I ONLY           |      | 8- 2     | 49        | 8- 2           | 282         | 139           | 122         | 122      | 2     | 2         |
| DIV. I NON-CONF.      |      | 8- 2     | 49        | 8- 2           | 285         | 140           | 123         | 123      | 2     | 2         |
| TOTALS                |      | RPI 1-25 | RPI 26-50 | W-L RECORDS    |             | RPI 51-100    | RPI 101-150 | RPI 150+ |       |           |
| 8- 2                  | 0- 0 |          | 0- 0      | OVERALL        |             | 0- 0          | 2- 1        | 6- 1     |       |           |
| 5- 1                  | 0- 0 |          | 0- 0      | HOME           |             | 0- 0          | 0- 0        | 5- 1     |       |           |
| 3- 1                  | 0- 0 |          | 0- 0      | AWAY           |             | 0- 0          | 2- 1        | 1- 0     |       |           |
| 0- 0                  | 0- 0 |          | 0- 0      | NEUTRAL        |             | 0- 0          | 0- 0        | 0- 0     |       |           |
| 8- 2                  | 0- 0 |          | 0- 0      | NON-CONFERENCE |             | 0- 0          | 2- 1        | 6- 1     |       |           |
| 5- 1                  | 0- 0 |          | 0- 0      | HOME           |             | 0- 0          | 0- 0        | 5- 1     |       |           |
| 3- 1                  | 0- 0 |          | 0- 0      | AWAY           |             | 0- 0          | 2- 1        | 1- 0     |       |           |
| 0- 0                  | 0- 0 |          | 0- 0      | NEUTRAL        |             | 0- 0          | 0- 0        | 0- 0     |       |           |
| 0- 0                  | 0- 0 |          | 0- 0      | CONFERENCE     |             | 0- 0          | 0- 0        | 0- 0     |       |           |
| 0- 0                  | 0- 0 |          | 0- 0      | HOME           |             | 0- 0          | 0- 0        | 0- 0     |       |           |
| 0- 0                  | 0- 0 |          | 0- 0      | AWAY           |             | 0- 0          | 0- 0        | 0- 0     |       |           |
| 0- 0                  | 0- 0 |          | 0- 0      | NEUTRAL        |             | 0- 0          | 0- 0        | 0- 0     |       |           |

| RPI 1-25                              |   |          |       | RPI 26-50 |   |          |       | RPI 51-100                            |   |          |       | RPI 101+ |   |          |       |
|---------------------------------------|---|----------|-------|-----------|---|----------|-------|---------------------------------------|---|----------|-------|----------|---|----------|-------|
| RPI                                   | S | Opponent | Score | RPI       | S | Opponent | Score | RPI                                   | S | Opponent | Score | RPI      | S | Opponent | Score |
|                                       |   |          |       |           |   |          |       | <div>Team's RPI: 122</div>            |   |          |       |          |   |          |       |
|                                       |   |          |       |           |   |          |       | <div>113 A George Mason 81 70</div>   |   |          |       |          |   |          |       |
|                                       |   |          |       |           |   |          |       | <div>119 A Kansas 51 75</div>         |   |          |       |          |   |          |       |
|                                       |   |          |       |           |   |          |       | <div>133 A Southern Utah 77 65</div>  |   |          |       |          |   |          |       |
|                                       |   |          |       |           |   |          |       | <div>189 H San Diego 76 59</div>      |   |          |       |          |   |          |       |
|                                       |   |          |       |           |   |          |       | <div>201 H Utah St. 61 57</div>       |   |          |       |          |   |          |       |
|                                       |   |          |       |           |   |          |       | <div>220 H Grambling 73 46</div>      |   |          |       |          |   |          |       |
|                                       |   |          |       |           |   |          |       | <div>247 A New Mexico St. 74 63</div> |   |          |       |          |   |          |       |
|                                       |   |          |       |           |   |          |       | <div>270 H Fla. Atlantic 77 67</div>  |   |          |       |          |   |          |       |
|                                       |   |          |       |           |   |          |       | <div>274 H North Texas 58 62</div>    |   |          |       |          |   |          |       |
|                                       |   |          |       |           |   |          |       | <div>295 H Alcorn 74 59</div>         |   |          |       |          |   |          |       |
| LAST 12 Division I GAMES:             |   |          |       |           |   |          |       |                                       |   |          |       |          |   |          |       |
| <div>220 H Grambling 73 46</div>      |   |          |       |           |   |          |       | <div>201 H Utah St. 61 57</div>       |   |          |       |          |   |          |       |
| <div>189 H San Diego 76 59</div>      |   |          |       |           |   |          |       | <div>119 A Kansas 51 75</div>         |   |          |       |          |   |          |       |
| <div>247 A New Mexico St. 74 63</div> |   |          |       |           |   |          |       | <div>113 A George Mason 81 70</div>   |   |          |       |          |   |          |       |
| <div>270 H Fla. Atlantic 77 67</div>  |   |          |       |           |   |          |       | <div>295 H Alcorn 74 59</div>         |   |          |       |          |   |          |       |
| <div>133 A Southern Utah 77 65</div>  |   |          |       |           |   |          |       |                                       |   |          |       |          |   |          |       |
| <div>274 H North Texas 58 62</div>    |   |          |       |           |   |          |       |                                       |   |          |       |          |   |          |       |

Non-Div I Games:

Arizona

Loss, Non-Conf, S Site, H Home A Away N Neutral

|                   |          |           |                |            |             |               |      |      |       |           |
|-------------------|----------|-----------|----------------|------------|-------------|---------------|------|------|-------|-----------|
| Average RPI Win:  | 163      | WON-LOST  | WINNING        | LAST 10    | STRENGTH OF | OPP. STRENGTH | TEAM | ADJ. | CONF. | ADJ CONF. |
| Average RPI Loss: | 32       | RECORD    | PCT. RANK      | GAMES      | SCHEDULE    | OF SCHEDULE   | RPI  | RPI  | RPI   | RPI       |
| DIV. I ONLY       | 9- 2     | 37        | 8- 2           | 84         | 44          | 29            | 29   | 2    | 2     |           |
| DIV. I NON-CONF.  | 9- 2     | 37        | 9- 2           | 86         | 44          | 29            | 29   | 2    | 2     |           |
| TOTALS            | RPI 1-25 | RPI 26-50 | W-L RECORDS    | RPI 51-100 | RPI 101-150 | RPI 150+      |      |      |       |           |
| 9- 2              | 1- 1     | 0- 1      | OVERALL        | 3- 0       | 1- 0        | 4- 0          |      |      |       |           |
| 6- 0              | 0- 0     | 0- 0      | HOME           | 2- 0       | 0- 0        | 4- 0          |      |      |       |           |
| 2- 1              | 1- 0     | 0- 1      | AWAY           | 0- 0       | 1- 0        | 0- 0          |      |      |       |           |
| 1- 1              | 0- 1     | 0- 0      | NEUTRAL        | 1- 0       | 0- 0        | 0- 0          |      |      |       |           |
| 9- 2              | 1- 1     | 0- 1      | NON-CONFERENCE | 3- 0       | 1- 0        | 4- 0          |      |      |       |           |
| 6- 0              | 0- 0     | 0- 0      | HOME           | 2- 0       | 0- 0        | 4- 0          |      |      |       |           |
| 2- 1              | 1- 0     | 0- 1      | AWAY           | 0- 0       | 1- 0        | 0- 0          |      |      |       |           |
| 1- 1              | 0- 1     | 0- 0      | NEUTRAL        | 1- 0       | 0- 0        | 0- 0          |      |      |       |           |
| 0- 0              | 0- 0     | 0- 0      | CONFERENCE     | 0- 0       | 0- 0        | 0- 0          |      |      |       |           |
| 0- 0              | 0- 0     | 0- 0      | HOME           | 0- 0       | 0- 0        | 0- 0          |      |      |       |           |
| 0- 0              | 0- 0     | 0- 0      | AWAY           | 0- 0       | 0- 0        | 0- 0          |      |      |       |           |
| 0- 0              | 0- 0     | 0- 0      | NEUTRAL        | 0- 0       | 0- 0        | 0- 0          |      |      |       |           |

| RPI 1-25                  |   |              |       | RPI 26-50 |   |                 |       | Team's RPI: 29 |   |                 |       | RPI 51-100 |   |              |       | RPI 101+ |   |          |       |
|---------------------------|---|--------------|-------|-----------|---|-----------------|-------|----------------|---|-----------------|-------|------------|---|--------------|-------|----------|---|----------|-------|
| RPI                       | S | Opponent     | Score | RPI       | S | Opponent        | Score | RPI            | S | Opponent        | Score | RPI        | S | Opponent     | Score | RPI      | S | Opponent | Score |
| 8                         | A | Kentucky     | 73 71 | 42        | A | Marquette       | 63 75 | 58             | H | Florida         | 69 63 | 103        | A | Middle Tenn. | 69 48 |          |   |          |       |
| 22                        | N | Maryland     | 42 83 |           |   |                 |       | 73             | H | Oral Roberts    | 79 52 | 229        | H | San Jose St. | 82 37 |          |   |          |       |
|                           |   |              |       |           |   |                 |       | 75             | N | St. John's (NY) | 54 41 | 281        | H | Illinois St. | 76 40 |          |   |          |       |
|                           |   |              |       |           |   |                 |       |                |   |                 |       | 320        | H | Holy Cross   | 63 33 |          |   |          |       |
|                           |   |              |       |           |   |                 |       |                |   |                 |       | 324        | H | Boston U.    | 71 42 |          |   |          |       |
| LAST 12 Division I GAMES: |   |              |       |           |   |                 |       |                |   |                 |       |            |   |              |       |          |   |          |       |
| 58                        | H | Florida      | 69 63 | 320       | H | Holy Cross      | 63 33 | 73             | H | Oral Roberts    | 79 52 | 103        | A | Middle Tenn. | 69 48 | 8        | A | Kentucky | 73 71 |
| 324                       | H | Boston U.    | 71 42 | 75        | N | St. John's (NY) | 54 41 | 229            | H | San Jose St.    | 82 37 |            |   |              |       |          |   |          |       |
| 22                        | N | Maryland     | 42 83 | 42        | A | Marquette       | 63 75 |                |   |                 |       |            |   |              |       |          |   |          |       |
| 42                        | A | Marquette    | 63 75 |           |   |                 |       |                |   |                 |       |            |   |              |       |          |   |          |       |
| 229                       | H | San Jose St. | 82 37 |           |   |                 |       |                |   |                 |       |            |   |              |       |          |   |          |       |

Non-Div I Games:

Arizona St.

|                   |          |           |                |            |             |               |      |      |       |           |
|-------------------|----------|-----------|----------------|------------|-------------|---------------|------|------|-------|-----------|
| Average RPI Win:  | 346      | WON-LOST  | WINNING        | LAST 10    | STRENGTH OF | OPP. STRENGTH | TEAM | ADJ. | CONF. | ADJ CONF. |
| Average RPI Loss: | 204      | RECORD    | PCT. RANK      | GAMES      | SCHEDULE    | OF SCHEDULE   | RPI  | RPI  | RPI   | RPI       |
| DIV. I ONLY       | 1- 7     | 312       | 1- 7           | 200        | 339         | 321           | 321  | 29   | 29    |           |
| DIV. I NON-CONF.  | 1- 7     | 309       | 1- 7           | 201        | 339         | 321           | 321  | 29   | 29    |           |
| TOTALS            | RPI 1-25 | RPI 26-50 | W-L RECORDS    | RPI 51-100 | RPI 101-150 | RPI 150+      |      |      |       |           |
| 1- 7              | 0- 0     | 0- 1      | OVERALL        | 0- 0       | 0- 1        | 1- 5          |      |      |       |           |
| 0- 1              | 0- 0     | 0- 0      | HOME           | 0- 0       | 0- 0        | 0- 1          |      |      |       |           |
| 0- 5              | 0- 0     | 0- 1      | AWAY           | 0- 0       | 0- 1        | 0- 3          |      |      |       |           |
| 1- 1              | 0- 0     | 0- 0      | NEUTRAL        | 0- 0       | 0- 0        | 1- 1          |      |      |       |           |
| 1- 7              | 0- 0     | 0- 1      | NON-CONFERENCE | 0- 0       | 0- 1        | 1- 5          |      |      |       |           |
| 0- 1              | 0- 0     | 0- 0      | HOME           | 0- 0       | 0- 0        | 0- 1          |      |      |       |           |
| 0- 5              | 0- 0     | 0- 1      | AWAY           | 0- 0       | 0- 1        | 0- 3          |      |      |       |           |
| 1- 1              | 0- 0     | 0- 0      | NEUTRAL        | 0- 0       | 0- 0        | 1- 1          |      |      |       |           |
| 0- 0              | 0- 0     | 0- 0      | CONFERENCE     | 0- 0       | 0- 0        | 0- 0          |      |      |       |           |
| 0- 0              | 0- 0     | 0- 0      | HOME           | 0- 0       | 0- 0        | 0- 0          |      |      |       |           |
| 0- 0              | 0- 0     | 0- 0      | AWAY           | 0- 0       | 0- 0        | 0- 0          |      |      |       |           |
| 0- 0              | 0- 0     | 0- 0      | NEUTRAL        | 0- 0       | 0- 0        | 0- 0          |      |      |       |           |

| RPI 1-25                  |   |             | RPI 26-50 |     |   | RPI 51-100       |        |     | RPI 101+ |             |       | Team's RPI: 321 |
|---------------------------|---|-------------|-----------|-----|---|------------------|--------|-----|----------|-------------|-------|-----------------|
| RPI                       | S | Opponent    | Score     | RPI | S | Opponent         | Score  | RPI | S        | Opponent    | Score |                 |
|                           |   |             |           | 44  | A | South Dakota St. | 45 103 |     |          |             |       |                 |
|                           |   |             |           |     |   |                  |        | 117 | A        | Xavier      | 41 62 |                 |
|                           |   |             |           |     |   |                  |        | 214 | A        | Cincinnati  | 42 72 |                 |
|                           |   |             |           |     |   |                  |        | 222 | A        | Illinois    | 58 70 |                 |
|                           |   |             |           |     |   |                  |        | 242 | A        | Ball St.    | 60 88 |                 |
|                           |   |             |           |     |   |                  |        | 289 | H        | Austin Peay | 55 69 |                 |
|                           |   |             |           |     |   |                  |        | 297 | N        | Campbell    | 31 51 |                 |
|                           |   |             |           |     |   |                  |        | 346 | N        | Morgan St.  | 53 44 |                 |
| LAST 12 Division I GAMES: |   |             |           |     |   |                  |        |     |          |             |       |                 |
| 289                       | H | Austin Peay | 55 69     | 346 | N | Morgan St.       | 53 44  |     |          |             |       |                 |
| 222                       | A | Illinois    | 58 70     | 297 | N | Campbell         | 31 51  |     |          |             |       |                 |
| 242                       | A | Ball St.    | 60 88     | 44  | A | South Dakota St. | 45 103 |     |          |             |       |                 |
|                           |   |             |           | 214 | A | Cincinnati       | 42 72  |     |          |             |       |                 |
|                           |   |             |           | 117 | A | Xavier           | 41 62  |     |          |             |       |                 |

Non-Div I Games: Philander Smith 88 65 Tougaloo 71 60

Ark.-Pine Bluff

■ Loss, 
 ■ Non-Conf, 
 ■ S Site, 
 ■ Home 
 ■ Away 
 N Neutral

## Arkansas

Through Games Of Dec. 23, 2016

|                   |          |           |                |            |             |               |      |      |       |           |
|-------------------|----------|-----------|----------------|------------|-------------|---------------|------|------|-------|-----------|
| Average RPI Win:  | 196      | WON-LOST  | WINNING        | LAST 10    | STRENGTH OF | OPP. STRENGTH | TEAM | ADJ. | CONF. | ADJ CONF. |
| Average RPI Loss: | 116      | RECORD    | PCT. RANK      | GAMES      | SCHEDULE    | OF SCHEDULE   | RPI  | RPI  | RPI   | RPI       |
| DIV. I ONLY       | 10- 2    | 27        | 8- 2           | 227        | 151         | 91            | 91   | 1    | 1     |           |
| DIV. I NON-CONF.  | 10- 2    | 27        | 10- 2          | 228        | 152         | 92            | 92   | 1    | 1     |           |
| TOTALS            | RPI 1-25 | RPI 26-50 | W-L RECORDS    | RPI 51-100 | RPI 101-150 | RPI 150+      |      |      |       |           |
| 10- 2             | 0- 0     | 2- 0      | OVERALL        | 1- 1       | 0- 0        | 7- 1          |      |      |       |           |
| 7- 1              | 0- 0     | 2- 0      | HOME           | 0- 1       | 0- 0        | 5- 0          |      |      |       |           |
| 1- 1              | 0- 0     | 0- 0      | AWAY           | 0- 0       | 0- 0        | 1- 1          |      |      |       |           |
| 2- 0              | 0- 0     | 0- 0      | NEUTRAL        | 1- 0       | 0- 0        | 1- 0          |      |      |       |           |
| 10- 2             | 0- 0     | 2- 0      | NON-CONFERENCE | 1- 1       | 0- 0        | 7- 1          |      |      |       |           |
| 7- 1              | 0- 0     | 2- 0      | HOME           | 0- 1       | 0- 0        | 5- 0          |      |      |       |           |
| 1- 1              | 0- 0     | 0- 0      | AWAY           | 0- 0       | 0- 0        | 1- 1          |      |      |       |           |
| 2- 0              | 0- 0     | 0- 0      | NEUTRAL        | 1- 0       | 0- 0        | 1- 0          |      |      |       |           |
| 0- 0              | 0- 0     | 0- 0      | CONFERENCE     | 0- 0       | 0- 0        | 0- 0          |      |      |       |           |
| 0- 0              | 0- 0     | 0- 0      | HOME           | 0- 0       | 0- 0        | 0- 0          |      |      |       |           |
| 0- 0              | 0- 0     | 0- 0      | AWAY           | 0- 0       | 0- 0        | 0- 0          |      |      |       |           |
| 0- 0              | 0- 0     | 0- 0      | NEUTRAL        | 0- 0       | 0- 0        | 0- 0          |      |      |       |           |

| RPI 1-25                  |   |          |       | RPI 26-50 |   |                  |       | RPI 51-100 |   |              |       | Team's RPI: 91 | RPI 101+ |   |                  |       |
|---------------------------|---|----------|-------|-----------|---|------------------|-------|------------|---|--------------|-------|----------------|----------|---|------------------|-------|
| RPI                       | S | Opponent | Score | RPI       | S | Opponent         | Score | RPI        | S | Opponent     | Score |                | RPI      | S | Opponent         | Score |
|                           |   |          |       | 34        | H | Texas Tech       | 66 60 | 73         | H | Oral Roberts | 60 70 |                | 159      | A | Missouri St.     | 62 64 |
|                           |   |          |       | 47        | H | South Dakota     | 70 67 | 95         | N | Navy         | 70 67 |                | 185      | A | Tulsa            | 57 50 |
|                           |   |          |       |           |   |                  |       |            |   |              |       |                | 192      | H | Stetson          | 79 62 |
|                           |   |          |       |           |   |                  |       |            |   |              |       |                | 219      | N | Memphis          | 91 61 |
|                           |   |          |       |           |   |                  |       |            |   |              |       |                | 224      | H | Butler           | 68 50 |
|                           |   |          |       |           |   |                  |       |            |   |              |       |                | 291      | H | Sam Houston St.  | 71 39 |
|                           |   |          |       |           |   |                  |       |            |   |              |       |                | 326      | H | Northwestern St. | 65 36 |
|                           |   |          |       |           |   |                  |       |            |   |              |       |                | 344      | H | La.-Monroe       | 92 46 |
| LAST 12 Division I GAMES: |   |          |       |           |   |                  |       |            |   |              |       |                |          |   |                  |       |
|                           |   |          |       | 73        | H | Oral Roberts     | 60 70 | 224        | H | Butler       | 68 50 |                |          |   |                  |       |
|                           |   |          |       | 326       | H | Northwestern St. | 65 36 | 34         | H | Texas Tech   | 66 60 |                |          |   |                  |       |
|                           |   |          |       | 159       | A | Missouri St.     | 62 64 | 185        | A | Tulsa        | 57 50 |                |          |   |                  |       |
|                           |   |          |       | 47        | H | South Dakota     | 70 67 | 95         | N | Navy         | 70 67 |                |          |   |                  |       |
|                           |   |          |       | 344       | H | La.-Monroe       | 92 46 | 219        | N | Memphis      | 91 61 |                |          |   |                  |       |
|                           |   |          |       | 291       | H | Sam Houston St.  | 71 39 | 192        | H | Stetson      | 79 62 |                |          |   |                  |       |

Non-Div I Games:

Arkansas

■ Loss, 
 ■ Non-Conf, S Site, 
 ■ Home 
 ■ Away 
 N Neutral

|                   |          |           |                |            |             |               |      |      |       |           |
|-------------------|----------|-----------|----------------|------------|-------------|---------------|------|------|-------|-----------|
| Average RPI Win:  | 257      | WON-LOST  | WINNING        | LAST 10    | STRENGTH OF | OPP. STRENGTH | TEAM | ADJ. | CONF. | ADJ CONF. |
| Average RPI Loss: | 135      | RECORD    | PCT. RANK      | GAMES      | SCHEDULE    | OF SCHEDULE   | RPI  | RPI  | RPI   | RPI       |
| DIV. I ONLY       | 2- 10    | 306       | 2- 8           | 161        | 161         | 277           | 277  | 19   | 19    |           |
| DIV. I NON-CONF.  | 2- 10    | 303       | 2- 10          | 161        | 162         | 275           | 275  | 19   | 19    |           |
| TOTALS            | RPI 1-25 | RPI 26-50 | W-L RECORDS    | RPI 51-100 | RPI 101-150 | RPI 150+      |      |      |       |           |
| 2- 10             | 0- 2     | 0- 1      | OVERALL        | 0- 2       | 0- 1        | 2- 4          |      |      |       |           |
| 1- 2              | 0- 0     | 0- 1      | HOME           | 0- 1       | 0- 0        | 1- 0          |      |      |       |           |
| 0- 6              | 0- 1     | 0- 0      | AWAY           | 0- 1       | 0- 1        | 0- 3          |      |      |       |           |
| 1- 2              | 0- 1     | 0- 0      | NEUTRAL        | 0- 0       | 0- 0        | 1- 1          |      |      |       |           |
| 2- 10             | 0- 2     | 0- 1      | NON-CONFERENCE | 0- 2       | 0- 1        | 2- 4          |      |      |       |           |
| 1- 2              | 0- 0     | 0- 1      | HOME           | 0- 1       | 0- 0        | 1- 0          |      |      |       |           |
| 0- 6              | 0- 1     | 0- 0      | AWAY           | 0- 1       | 0- 1        | 0- 3          |      |      |       |           |
| 1- 2              | 0- 1     | 0- 0      | NEUTRAL        | 0- 0       | 0- 0        | 1- 1          |      |      |       |           |
| 0- 0              | 0- 0     | 0- 0      | CONFERENCE     | 0- 0       | 0- 0        | 0- 0          |      |      |       |           |
| 0- 0              | 0- 0     | 0- 0      | HOME           | 0- 0       | 0- 0        | 0- 0          |      |      |       |           |
| 0- 0              | 0- 0     | 0- 0      | AWAY           | 0- 0       | 0- 0        | 0- 0          |      |      |       |           |
| 0- 0              | 0- 0     | 0- 0      | NEUTRAL        | 0- 0       | 0- 0        | 0- 0          |      |      |       |           |

| RPI 1-25                  |   |               |       | RPI 26-50 |   |             |        | RPI 51-100 |   |          |        | RPI 101+ Team's RPI: 277 |   |               |       |
|---------------------------|---|---------------|-------|-----------|---|-------------|--------|------------|---|----------|--------|--------------------------|---|---------------|-------|
| RPI                       | S | Opponent      | Score | RPI       | S | Opponent    | Score  | RPI        | S | Opponent | Score  | RPI                      | S | Opponent      | Score |
| 13                        | A | Oklahoma St.  | 34 76 | 39        | H | South Fla.  | 59 78  | 58         | H | Florida  | 60 71  | 127                      | A | Tennessee St. | 66 76 |
| 23                        | N | California    | 55 80 |           |   |             |        | 93         | A | Iowa St. | 53 105 | 185                      | H | Tulsa         | 83 80 |
|                           |   |               |       |           |   |             |        |            |   |          |        | 215                      | A | UT Martin     | 63 68 |
|                           |   |               |       |           |   |             |        |            |   |          |        | 223                      | A | Wichita St.   | 51 69 |
|                           |   |               |       |           |   |             |        |            |   |          |        | 272                      | N | Northern Ky.  | 78 83 |
|                           |   |               |       |           |   |             |        |            |   |          |        | 289                      | A | Austin Peay   | 55 62 |
|                           |   |               |       |           |   |             |        |            |   |          |        | 328                      | N | Kennesaw St.  | 70 67 |
| LAST 12 Division I GAMES: |   |               |       |           |   |             |        |            |   |          |        |                          |   |               |       |
| 23                        | N | California    | 55 80 | 215       | A | UT Martin   | 63 68  |            |   |          |        |                          |   |               |       |
| 272                       | N | Northern Ky.  | 78 83 | 39        | H | South Fla.  | 59 78  |            |   |          |        |                          |   |               |       |
| 328                       | N | Kennesaw St.  | 70 67 | 185       | H | Tulsa       | 83 80  |            |   |          |        |                          |   |               |       |
| 127                       | A | Tennessee St. | 66 76 | 223       | A | Wichita St. | 51 69  |            |   |          |        |                          |   |               |       |
| 289                       | A | Austin Peay   | 55 62 | 93        | A | Iowa St.    | 53 105 |            |   |          |        |                          |   |               |       |
| 13                        | A | Oklahoma St.  | 34 76 | 58        | H | Florida     | 60 71  |            |   |          |        |                          |   |               |       |

Non-Div I Games:

Arkansas St.

  Loss, 
  Non-Conf, 
S Site, 
  Home 
  Away 
N Neutral



Army West Point

Through Games Of Dec. 23, 2016

| Average RPI Win:  | 273      | WON-LOST  | WINNING        | LAST 10    | STRENGTH OF | OPP. STRENGTH | TEAM | ADJ. | CONF. | ADJ CONF. |
|-------------------|----------|-----------|----------------|------------|-------------|---------------|------|------|-------|-----------|
| Average RPI Loss: | 81       | RECORD    | PCT. RANK      | GAMES      | SCHEDULE    | OF SCHEDULE   | RPI  | RPI  | RPI   | RPI       |
| DIV. I ONLY       | 8- 2     | 49        | 7- 2           | 328        | 224         | 138           | 138  | 24   | 24    |           |
| DIV. I NON-CONF.  | 8- 2     | 49        | 8- 2           | 328        | 223         | 139           | 139  | 24   | 24    |           |
| TOTALS            | RPI 1-25 | RPI 26-50 | W-L RECORDS    | RPI 51-100 | RPI 101-150 | RPI 150+      |      |      |       |           |
| 8- 2              | 0- 1     | 0- 0      | OVERALL        | 0- 0       | 1- 1        | 7- 0          |      |      |       |           |
| 5- 0              | 0- 0     | 0- 0      | HOME           | 0- 0       | 0- 0        | 5- 0          |      |      |       |           |
| 3- 2              | 0- 1     | 0- 0      | AWAY           | 0- 0       | 1- 1        | 2- 0          |      |      |       |           |
| 0- 0              | 0- 0     | 0- 0      | NEUTRAL        | 0- 0       | 0- 0        | 0- 0          |      |      |       |           |
| 8- 2              | 0- 1     | 0- 0      | NON-CONFERENCE | 0- 0       | 1- 1        | 7- 0          |      |      |       |           |
| 5- 0              | 0- 0     | 0- 0      | HOME           | 0- 0       | 0- 0        | 5- 0          |      |      |       |           |
| 3- 2              | 0- 1     | 0- 0      | AWAY           | 0- 0       | 1- 1        | 2- 0          |      |      |       |           |
| 0- 0              | 0- 0     | 0- 0      | NEUTRAL        | 0- 0       | 0- 0        | 0- 0          |      |      |       |           |
| 0- 0              | 0- 0     | 0- 0      | CONFERENCE     | 0- 0       | 0- 0        | 0- 0          |      |      |       |           |
| 0- 0              | 0- 0     | 0- 0      | HOME           | 0- 0       | 0- 0        | 0- 0          |      |      |       |           |
| 0- 0              | 0- 0     | 0- 0      | AWAY           | 0- 0       | 0- 0        | 0- 0          |      |      |       |           |
| 0- 0              | 0- 0     | 0- 0      | NEUTRAL        | 0- 0       | 0- 0        | 0- 0          |      |      |       |           |

| RPI S                     | Opponent       | Score | RPI S | Opponent               | Score | RPI S | Opponent | Score | RPI S | Opponent               | Score | Team's RPI: 138 |
|---------------------------|----------------|-------|-------|------------------------|-------|-------|----------|-------|-------|------------------------|-------|-----------------|
| 15                        | A Minnesota    | 52 70 |       |                        |       |       |          |       | 143   | A Delaware             | 61 47 |                 |
|                           |                |       |       |                        |       |       |          |       | 147   | A Albany (NY)          | 59 65 |                 |
|                           |                |       |       |                        |       |       |          |       | 160   | H Yale                 | 59 55 |                 |
|                           |                |       |       |                        |       |       |          |       | 275   | A Dartmouth            | 68 60 |                 |
|                           |                |       |       |                        |       |       |          |       | 293   | H Air Force            | 75 47 |                 |
|                           |                |       |       |                        |       |       |          |       | 308   | H St. Francis Brooklyn | 69 46 |                 |
|                           |                |       |       |                        |       |       |          |       | 322   | A LIU Brooklyn         | 68 47 |                 |
|                           |                |       |       |                        |       |       |          |       | 336   | H Wagner               | 85 40 |                 |
|                           |                |       |       |                        |       |       |          |       | 348   | H Fairleigh Dickinson  | 86 58 |                 |
| LAST 12 Division I GAMES: |                |       |       |                        |       |       |          |       |       |                        |       |                 |
| 143                       | A Delaware     | 61 47 | 308   | H St. Francis Brooklyn | 69 46 |       |          |       |       |                        |       |                 |
| 15                        | A Minnesota    | 52 70 | 348   | H Fairleigh Dickinson  | 86 58 |       |          |       |       |                        |       |                 |
| 336                       | H Wagner       | 85 40 | 275   | A Dartmouth            | 68 60 |       |          |       |       |                        |       |                 |
| 322                       | A LIU Brooklyn | 68 47 | 293   | H Air Force            | 75 47 |       |          |       |       |                        |       |                 |
|                           |                |       | 160   | H Yale                 | 59 55 |       |          |       |       |                        |       |                 |
|                           |                |       | 147   | A Albany (NY)          | 59 65 |       |          |       |       |                        |       |                 |

Non-Div I Games: Mercy 90 48

Army West Point

Loss, Non-Conf, S Site, H Home A Away N Neutral

|                   |          |           |                |            |             |               |      |      |       |           |
|-------------------|----------|-----------|----------------|------------|-------------|---------------|------|------|-------|-----------|
| Average RPI Win:  | 188      | WON-LOST  | WINNING        | LAST 10    | STRENGTH OF | OPP. STRENGTH | TEAM | ADJ. | CONF. | ADJ CONF. |
| Average RPI Loss: | 40       | RECORD    | PCT. RANK      | GAMES      | SCHEDULE    | OF SCHEDULE   | RPI  | RPI  | RPI   | RPI       |
| DIV. I ONLY       | 9- 4     | 96        | 6- 4           | 33         | 192         | 40            | 40   | 1    | 1     |           |
| DIV. I NON-CONF.  | 9- 4     | 95        | 8- 4           | 33         | 193         | 40            | 40   | 1    | 1     |           |
| TOTALS            | RPI 1-25 | RPI 26-50 | W-L RECORDS    | RPI 51-100 | RPI 101-150 | RPI 150+      |      |      |       |           |
| 9- 4              | 0- 2     | 1- 0      | OVERALL        | 2- 2       | 1- 0        | 5- 0          |      |      |       |           |
| 3- 1              | 0- 1     | 0- 0      | HOME           | 1- 0       | 1- 0        | 1- 0          |      |      |       |           |
| 3- 2              | 0- 1     | 0- 0      | AWAY           | 1- 1       | 0- 0        | 2- 0          |      |      |       |           |
| 3- 1              | 0- 0     | 1- 0      | NEUTRAL        | 0- 1       | 0- 0        | 2- 0          |      |      |       |           |
| 9- 4              | 0- 2     | 1- 0      | NON-CONFERENCE | 2- 2       | 1- 0        | 5- 0          |      |      |       |           |
| 3- 1              | 0- 1     | 0- 0      | HOME           | 1- 0       | 1- 0        | 1- 0          |      |      |       |           |
| 3- 2              | 0- 1     | 0- 0      | AWAY           | 1- 1       | 0- 0        | 2- 0          |      |      |       |           |
| 3- 1              | 0- 0     | 1- 0      | NEUTRAL        | 0- 1       | 0- 0        | 2- 0          |      |      |       |           |
| 0- 0              | 0- 0     | 0- 0      | CONFERENCE     | 0- 0       | 0- 0        | 0- 0          |      |      |       |           |
| 0- 0              | 0- 0     | 0- 0      | HOME           | 0- 0       | 0- 0        | 0- 0          |      |      |       |           |
| 0- 0              | 0- 0     | 0- 0      | AWAY           | 0- 0       | 0- 0        | 0- 0          |      |      |       |           |
| 0- 0              | 0- 0     | 0- 0      | NEUTRAL        | 0- 0       | 0- 0        | 0- 0          |      |      |       |           |

| RPI 1-25                  |   |               |       | RPI 26-50 |   |                |       | Team's RPI: 40 |   |               |       | RPI 51-100 |   |               |       | RPI 101+ |   |                |       |
|---------------------------|---|---------------|-------|-----------|---|----------------|-------|----------------|---|---------------|-------|------------|---|---------------|-------|----------|---|----------------|-------|
| RPI                       | S | Opponent      | Score | RPI       | S | Opponent       | Score | RPI            | S | Opponent      | Score | RPI        | S | Opponent      | Score | RPI      | S | Opponent       | Score |
| 11                        | H | Virginia Tech | 87 92 | 33        | N | Drake          | 85 80 |                |   |               |       | 53         | A | Tulane        | 59 61 | 149      | H | Troy           | 61 52 |
| 20                        | A | Kansas St.    | 66 71 |           |   |                |       |                |   |               |       | 70         | H | Indiana       | 71 67 | 210      | A | Louisiana Tech | 76 66 |
|                           |   |               |       |           |   |                |       |                |   |               |       | 74         | N | West Virginia | 52 56 | 242      | N | Ball St.       | 54 40 |
|                           |   |               |       |           |   |                |       |                |   |               |       | 96         | A | East Carolina | 61 52 | 288      | N | Marist         | 52 51 |
|                           |   |               |       |           |   |                |       |                |   |               |       |            |   |               |       | 296      | H | Savannah St.   | 75 46 |
|                           |   |               |       |           |   |                |       |                |   |               |       |            |   |               |       | 306      | A | N.C. A&T       | 68 36 |
| LAST 12 Division I GAMES: |   |               |       |           |   |                |       |                |   |               |       |            |   |               |       |          |   |                |       |
|                           |   |               |       | 53        | A | Tulane         | 59 61 | 20             | A | Kansas St.    | 66 71 |            |   |               |       |          |   |                |       |
|                           |   |               |       | 33        | N | Drake          | 85 80 | 70             | H | Indiana       | 71 67 |            |   |               |       |          |   |                |       |
|                           |   |               |       | 11        | H | Virginia Tech  | 87 92 | 74             | N | West Virginia | 52 56 |            |   |               |       |          |   |                |       |
|                           |   |               |       | 210       | A | Louisiana Tech | 76 66 | 288            | N | Marist        | 52 51 |            |   |               |       |          |   |                |       |
|                           |   |               |       | 296       | H | Savannah St.   | 75 46 | 242            | N | Ball St.      | 54 40 |            |   |               |       |          |   |                |       |
|                           |   |               |       | 306       | A | N.C. A&T       | 68 36 | 96             | A | East Carolina | 61 52 |            |   |               |       |          |   |                |       |

Non-Div I Games:

Auburn

■ Loss, 
 ■ Non-Conf, S Site, 
 ■ Home 
 ■ Away 
 N Neutral

|                   |          |           |                |            |             |               |      |      |       |           |
|-------------------|----------|-----------|----------------|------------|-------------|---------------|------|------|-------|-----------|
| Average RPI Win:  | 295      | WON-LOST  | WINNING        | LAST 10    | STRENGTH OF | OPP. STRENGTH | TEAM | ADJ. | CONF. | ADJ CONF. |
| Average RPI Loss: | 160      | RECORD    | PCT. RANK      | GAMES      | SCHEDULE    | OF SCHEDULE   | RPI  | RPI  | RPI   | RPI       |
| DIV. I ONLY       | 4- 7     | 221       | 3- 6           | 287        | 217         | 289           | 289  | 26   | 26    |           |
| DIV. I NON-CONF.  | 4- 7     | 221       | 4- 6           | 290        | 216         | 287           | 287  | 26   | 26    |           |
| TOTALS            | RPI 1-25 | RPI 26-50 | W-L RECORDS    | RPI 51-100 | RPI 101-150 | RPI 150+      |      |      |       |           |
| 4- 7              | 0- 0     | 0- 0      | OVERALL        | 0- 1       | 0- 3        | 4- 3          |      |      |       |           |
| 3- 2              | 0- 0     | 0- 0      | HOME           | 0- 0       | 0- 1        | 3- 1          |      |      |       |           |
| 1- 4              | 0- 0     | 0- 0      | AWAY           | 0- 1       | 0- 2        | 1- 1          |      |      |       |           |
| 0- 1              | 0- 0     | 0- 0      | NEUTRAL        | 0- 0       | 0- 0        | 0- 1          |      |      |       |           |
| 4- 7              | 0- 0     | 0- 0      | NON-CONFERENCE | 0- 1       | 0- 3        | 4- 3          |      |      |       |           |
| 3- 2              | 0- 0     | 0- 0      | HOME           | 0- 0       | 0- 1        | 3- 1          |      |      |       |           |
| 1- 4              | 0- 0     | 0- 0      | AWAY           | 0- 1       | 0- 2        | 1- 1          |      |      |       |           |
| 0- 1              | 0- 0     | 0- 0      | NEUTRAL        | 0- 0       | 0- 0        | 0- 1          |      |      |       |           |
| 0- 0              | 0- 0     | 0- 0      | CONFERENCE     | 0- 0       | 0- 0        | 0- 0          |      |      |       |           |
| 0- 0              | 0- 0     | 0- 0      | HOME           | 0- 0       | 0- 0        | 0- 0          |      |      |       |           |
| 0- 0              | 0- 0     | 0- 0      | AWAY           | 0- 0       | 0- 0        | 0- 0          |      |      |       |           |
| 0- 0              | 0- 0     | 0- 0      | NEUTRAL        | 0- 0       | 0- 0        | 0- 0          |      |      |       |           |

| RPI 1-25                  |   |              |       | RPI 26-50 |     |          |                 | RPI 51-100 |    |          |       | RPI 101+ Team's RPI: 289 |     |          |                 |    |    |
|---------------------------|---|--------------|-------|-----------|-----|----------|-----------------|------------|----|----------|-------|--------------------------|-----|----------|-----------------|----|----|
| RPI                       | S | Opponent     | Score | RPI       | S   | Opponent | Score           | RPI        | S  | Opponent | Score | RPI                      | S   | Opponent | Score           |    |    |
|                           |   |              |       |           |     |          |                 | 81         | A  | UCF      | 43    | 61                       | 103 | A        | Middle Tenn.    | 51 | 82 |
|                           |   |              |       |           |     |          |                 |            |    |          |       |                          | 109 | A        | Ole Miss        | 38 | 66 |
|                           |   |              |       |           |     |          |                 |            |    |          |       |                          | 131 | H        | Western Ky.     | 65 | 85 |
|                           |   |              |       |           |     |          |                 |            |    |          |       |                          | 194 | N        | St. Bonaventure | 57 | 58 |
|                           |   |              |       |           |     |          |                 |            |    |          |       |                          | 234 | H        | Miami (OH)      | 58 | 73 |
|                           |   |              |       |           |     |          |                 |            |    |          |       |                          | 252 | H        | ETSU            | 77 | 74 |
|                           |   |              |       |           |     |          |                 |            |    |          |       |                          | 267 | A        | Evansville      | 54 | 68 |
|                           |   |              |       |           |     |          |                 |            |    |          |       |                          | 277 | H        | Arkansas St.    | 62 | 55 |
|                           |   |              |       |           |     |          |                 |            |    |          |       |                          | 321 | A        | Ark.-Pine Bluff | 69 | 55 |
|                           |   |              |       |           |     |          |                 |            |    |          |       |                          | 328 | H        | Kennesaw St.    | 68 | 49 |
| LAST 12 Division I GAMES: |   |              |       |           |     |          |                 |            |    |          |       |                          |     |          |                 |    |    |
| 109                       | A | Ole Miss     | 38    | 66        | 252 | H        | ETSU            | 77         | 74 |          |       |                          |     |          |                 |    |    |
| 103                       | A | Middle Tenn. | 51    | 82        | 81  | A        | UCF             | 43         | 61 |          |       |                          |     |          |                 |    |    |
| 328                       | H | Kennesaw St. | 68    | 49        | 194 | N        | St. Bonaventure | 57         | 58 |          |       |                          |     |          |                 |    |    |
| 267                       | A | Evansville   | 54    | 68        | 321 | A        | Ark.-Pine Bluff | 69         | 55 |          |       |                          |     |          |                 |    |    |
| 131                       | H | Western Ky.  | 65    | 85        | 277 | H        | Arkansas St.    | 62         | 55 |          |       |                          |     |          |                 |    |    |
|                           |   |              |       |           | 234 | H        | Miami (OH)      | 58         | 73 |          |       |                          |     |          |                 |    |    |

Non-Div I Games: Trevecca Nazarene 69 51 Christian Bros. 76 57

Austin Peay

■ Loss, 
 ■ Non-Conf, 
 ■ S Site, 
 ■ H Home 
 ■ A Away 
 N Neutral

|                   |          |           |                |            |             |               |      |      |       |           |
|-------------------|----------|-----------|----------------|------------|-------------|---------------|------|------|-------|-----------|
| Average RPI Win:  | 195      | WON-LOST  | WINNING        | LAST 10    | STRENGTH OF | OPP. STRENGTH | TEAM | ADJ. | CONF. | ADJ CONF. |
| Average RPI Loss: | 31       | RECORD    | PCT. RANK      | GAMES      | SCHEDULE    | OF SCHEDULE   | RPI  | RPI  | RPI   | RPI       |
| DIV. I ONLY       | 6- 5     | 147       | 5- 5           | 24         | 59          | 59            | 59   | 10   | 10    |           |
| DIV. I NON-CONF.  | 6- 5     | 148       | 6- 5           | 24         | 59          | 60            | 60   | 10   | 10    |           |
| TOTALS            | RPI 1-25 | RPI 26-50 | W-L RECORDS    | RPI 51-100 | RPI 101-150 | RPI 150+      |      |      |       |           |
| 6- 5              | 0- 4     | 0- 0      | OVERALL        | 1- 1       | 0- 0        | 5- 0          |      |      |       |           |
| 1- 2              | 0- 2     | 0- 0      | HOME           | 0- 0       | 0- 0        | 1- 0          |      |      |       |           |
| 2- 2              | 0- 1     | 0- 0      | AWAY           | 0- 1       | 0- 0        | 2- 0          |      |      |       |           |
| 3- 1              | 0- 1     | 0- 0      | NEUTRAL        | 1- 0       | 0- 0        | 2- 0          |      |      |       |           |
| 6- 5              | 0- 4     | 0- 0      | NON-CONFERENCE | 1- 1       | 0- 0        | 5- 0          |      |      |       |           |
| 1- 2              | 0- 2     | 0- 0      | HOME           | 0- 0       | 0- 0        | 1- 0          |      |      |       |           |
| 2- 2              | 0- 1     | 0- 0      | AWAY           | 0- 1       | 0- 0        | 2- 0          |      |      |       |           |
| 3- 1              | 0- 1     | 0- 0      | NEUTRAL        | 1- 0       | 0- 0        | 2- 0          |      |      |       |           |
| 0- 0              | 0- 0     | 0- 0      | CONFERENCE     | 0- 0       | 0- 0        | 0- 0          |      |      |       |           |
| 0- 0              | 0- 0     | 0- 0      | HOME           | 0- 0       | 0- 0        | 0- 0          |      |      |       |           |
| 0- 0              | 0- 0     | 0- 0      | AWAY           | 0- 0       | 0- 0        | 0- 0          |      |      |       |           |
| 0- 0              | 0- 0     | 0- 0      | NEUTRAL        | 0- 0       | 0- 0        | 0- 0          |      |      |       |           |

| RPI                       | S | Opponent   | Score | RPI | S | Opponent       | Score | RPI | S | Opponent | Score | RPI | S | Opponent       | Score |
|---------------------------|---|------------|-------|-----|---|----------------|-------|-----|---|----------|-------|-----|---|----------------|-------|
| 7                         | N | Oregon St. | 56 65 |     |   |                |       | 57  | N | UNLV     | 63 54 | 185 | N | Tulsa          | 71 56 |
| 12                        | H | Washington | 70 82 |     |   |                |       | 99  | A | Georgia  | 51 81 | 199 | N | Saint Joseph's | 71 56 |
| 14                        | A | Utah       | 60 77 |     |   |                |       |     |   |          |       | 201 | A | Utah St.       | 60 40 |
| 21                        | H | Oklahoma   | 61 68 |     |   |                |       |     |   |          |       | 203 | H | Weber St.      | 73 64 |
|                           |   |            |       |     |   |                |       |     |   |          |       | 327 | A | Utah Valley    | 68 50 |
| LAST 12 Division I GAMES: |   |            |       |     |   |                |       |     |   |          |       |     |   |                |       |
| 12                        | H | Washington | 70 82 | 185 | N | Tulsa          | 71 56 |     |   |          |       |     |   |                |       |
| 201                       | A | Utah St.   | 60 40 | 199 | N | Saint Joseph's | 71 56 |     |   |          |       |     |   |                |       |
| 14                        | A | Utah       | 60 77 | 21  | H | Oklahoma       | 61 68 |     |   |          |       |     |   |                |       |
| 203                       | H | Weber St.  | 73 64 | 99  | A | Georgia        | 51 81 |     |   |          |       |     |   |                |       |
| 7                         | N | Oregon St. | 56 65 | 327 | A | Utah Valley    | 68 50 |     |   |          |       |     |   |                |       |
| 57                        | N | UNLV       | 63 54 |     |   |                |       |     |   |          |       |     |   |                |       |

Non-Div I Games:

BYU

■ Loss, 
 ■ Non-Conf, 
 ■ S Site, 
 ■ H Home 
 ■ A Away 
 N Neutral

|                   |          |           |                |            |             |               |      |      |       |           |
|-------------------|----------|-----------|----------------|------------|-------------|---------------|------|------|-------|-----------|
| Average RPI Win:  | 273      | WON-LOST  | WINNING        | LAST 10    | STRENGTH OF | OPP. STRENGTH | TEAM | ADJ. | CONF. | ADJ CONF. |
| Average RPI Loss: | 140      | RECORD    | PCT. RANK      | GAMES      | SCHEDULE    | OF SCHEDULE   | RPI  | RPI  | RPI   | RPI       |
| DIV. I ONLY       | 6- 5     | 147       | 5- 5           | 313        | 130         | 242           | 242  | 9    | 9     |           |
| DIV. I NON-CONF.  | 6- 5     | 148       | 6- 5           | 313        | 130         | 243           | 243  | 9    | 9     |           |
| TOTALS            | RPI 1-25 | RPI 26-50 | W-L RECORDS    | RPI 51-100 | RPI 101-150 | RPI 150+      |      |      |       |           |
| 6- 5              | 0- 0     | 0- 1      | OVERALL        | 0- 1       | 0- 2        | 6- 1          |      |      |       |           |
| 3- 2              | 0- 0     | 0- 0      | HOME           | 0- 0       | 0- 1        | 3- 1          |      |      |       |           |
| 2- 1              | 0- 0     | 0- 0      | AWAY           | 0- 0       | 0- 1        | 2- 0          |      |      |       |           |
| 1- 2              | 0- 0     | 0- 1      | NEUTRAL        | 0- 1       | 0- 0        | 1- 0          |      |      |       |           |
| 6- 5              | 0- 0     | 0- 1      | NON-CONFERENCE | 0- 1       | 0- 2        | 6- 1          |      |      |       |           |
| 3- 2              | 0- 0     | 0- 0      | HOME           | 0- 0       | 0- 1        | 3- 1          |      |      |       |           |
| 2- 1              | 0- 0     | 0- 0      | AWAY           | 0- 0       | 0- 1        | 2- 0          |      |      |       |           |
| 1- 2              | 0- 0     | 0- 1      | NEUTRAL        | 0- 1       | 0- 0        | 1- 0          |      |      |       |           |
| 0- 0              | 0- 0     | 0- 0      | CONFERENCE     | 0- 0       | 0- 0        | 0- 0          |      |      |       |           |
| 0- 0              | 0- 0     | 0- 0      | HOME           | 0- 0       | 0- 0        | 0- 0          |      |      |       |           |
| 0- 0              | 0- 0     | 0- 0      | AWAY           | 0- 0       | 0- 0        | 0- 0          |      |      |       |           |
| 0- 0              | 0- 0     | 0- 0      | NEUTRAL        | 0- 0       | 0- 0        | 0- 0          |      |      |       |           |

| RPI S                     | Opponent      | Score | RPI S | Opponent        | Score | RPI S | Opponent        | Score | RPI S | Opponent    | Score | Team's RPI: 242 |
|---------------------------|---------------|-------|-------|-----------------|-------|-------|-----------------|-------|-------|-------------|-------|-----------------|
| 40 N                      | Auburn        | 40 54 | 96 N  | East Carolina   | 69 82 | 131 A | Western Ky.     | 61 68 | 146 H | Purdue      | 42 58 |                 |
|                           |               |       |       |                 |       | 205 A | Oakland         | 66 59 | 224 A | Butler      | 74 50 |                 |
|                           |               |       |       |                 |       | 267 H | Evansville      | 84 49 | 285 H | Lipscomb    | 74 78 |                 |
|                           |               |       |       |                 |       | 306 N | N.C. A&T        | 76 57 | 313 H | Chicago St. | 88 53 |                 |
|                           |               |       |       |                 |       | 321 H | Ark.-Pine Bluff | 88 60 |       |             |       |                 |
| LAST 12 Division I GAMES: |               |       |       |                 |       |       |                 |       |       |             |       |                 |
| 285 H                     | Lipscomb      | 74 78 | 131 A | Western Ky.     | 61 68 |       |                 |       |       |             |       |                 |
| 205 A                     | Oakland       | 66 59 | 306 N | N.C. A&T        | 76 57 |       |                 |       |       |             |       |                 |
| 146 H                     | Purdue        | 42 58 | 40 N  | Auburn          | 40 54 |       |                 |       |       |             |       |                 |
| 224 A                     | Butler        | 74 50 | 267 H | Evansville      | 84 49 |       |                 |       |       |             |       |                 |
| 313 H                     | Chicago St.   | 88 53 | 321 H | Ark.-Pine Bluff | 88 60 |       |                 |       |       |             |       |                 |
| 96 N                      | East Carolina | 69 82 |       |                 |       |       |                 |       |       |             |       |                 |

Non-Div I Games:

Ball St.

|                   |          |           |                |            |             |               |      |      |       |           |
|-------------------|----------|-----------|----------------|------------|-------------|---------------|------|------|-------|-----------|
| Average RPI Win:  | 180      | WON-LOST  | WINNING        | LAST 10    | STRENGTH OF | OPP. STRENGTH | TEAM | ADJ. | CONF. | ADJ CONF. |
| Average RPI Loss: | 1        | RECORD    | PCT. RANK      | GAMES      | SCHEDULE    | OF SCHEDULE   | RPI  | RPI  | RPI   | RPI       |
| DIV. I ONLY       | 11- 1    | 11        | 9- 1           | 193        | 23          | 32            | 32   | 4    | 4     |           |
| DIV. I NON-CONF.  | 11- 1    | 11        | 11- 1          | 194        | 23          | 32            | 32   | 4    | 4     |           |
| TOTALS            | RPI 1-25 | RPI 26-50 | W-L RECORDS    | RPI 51-100 | RPI 101-150 | RPI 150+      |      |      |       |           |
| 11- 1             | 2- 1     | 1- 0      | OVERALL        | 0- 0       | 1- 0        | 7- 0          |      |      |       |           |
| 7- 0              | 0- 0     | 1- 0      | HOME           | 0- 0       | 0- 0        | 6- 0          |      |      |       |           |
| 1- 1              | 1- 1     | 0- 0      | AWAY           | 0- 0       | 0- 0        | 0- 0          |      |      |       |           |
| 3- 0              | 1- 0     | 0- 0      | NEUTRAL        | 0- 0       | 1- 0        | 1- 0          |      |      |       |           |
| 11- 1             | 2- 1     | 1- 0      | NON-CONFERENCE | 0- 0       | 1- 0        | 7- 0          |      |      |       |           |
| 7- 0              | 0- 0     | 1- 0      | HOME           | 0- 0       | 0- 0        | 6- 0          |      |      |       |           |
| 1- 1              | 1- 1     | 0- 0      | AWAY           | 0- 0       | 0- 0        | 0- 0          |      |      |       |           |
| 3- 0              | 1- 0     | 0- 0      | NEUTRAL        | 0- 0       | 1- 0        | 1- 0          |      |      |       |           |
| 0- 0              | 0- 0     | 0- 0      | CONFERENCE     | 0- 0       | 0- 0        | 0- 0          |      |      |       |           |
| 0- 0              | 0- 0     | 0- 0      | HOME           | 0- 0       | 0- 0        | 0- 0          |      |      |       |           |
| 0- 0              | 0- 0     | 0- 0      | AWAY           | 0- 0       | 0- 0        | 0- 0          |      |      |       |           |
| 0- 0              | 0- 0     | 0- 0      | NEUTRAL        | 0- 0       | 0- 0        | 0- 0          |      |      |       |           |

| RPI 1-25                  |   |                   |        | RPI 26-50 |   |                  |        | Team's RPI: 32 | RPI 51-100 |   |          |       | RPI 101+ |   |                   |        |
|---------------------------|---|-------------------|--------|-----------|---|------------------|--------|----------------|------------|---|----------|-------|----------|---|-------------------|--------|
| RPI                       | S | Opponent          | Score  | RPI       | S | Opponent         | Score  |                | RPI        | S | Opponent | Score | RPI      | S | Opponent          | Score  |
| 1                         | A | UConn             | 61 72  | 30        | H | UCLA             | 84 70  |                |            |   |          |       | 114      | N | Ohio St.          | 85 68  |
| 17                        | A | Tennessee         | 88 66  |           |   |                  |        |                |            |   |          |       | 195      | N | Kent St.          | 84 42  |
| 19                        | N | DePaul            | 104 72 |           |   |                  |        |                |            |   |          |       | 200      | H | Mississippi Val.  | 101 36 |
|                           |   |                   |        |           |   |                  |        |                |            |   |          |       | 202      | H | Abilene Christian | 79 34  |
|                           |   |                   |        |           |   |                  |        |                |            |   |          |       | 245      | H | Texas St.         | 90 24  |
|                           |   |                   |        |           |   |                  |        |                |            |   |          |       | 307      | H | Southeastern La.  | 109 38 |
|                           |   |                   |        |           |   |                  |        |                |            |   |          |       | 311      | H | Winthrop          | 140 32 |
|                           |   |                   |        |           |   |                  |        |                |            |   |          |       | 341      | H | Houston Baptist   | 118 43 |
| LAST 12 Division I GAMES: |   |                   |        |           |   |                  |        |                |            |   |          |       |          |   |                   |        |
| 17                        | A | Tennessee         | 88 66  | 311       | H | Winthrop         | 140 32 |                |            |   |          |       |          |   |                   |        |
| 202                       | H | Abilene Christian | 79 34  | 245       | H | Texas St.        | 90 24  |                |            |   |          |       |          |   |                   |        |
| 114                       | N | Ohio St.          | 85 68  | 200       | H | Mississippi Val. | 101 36 |                |            |   |          |       |          |   |                   |        |
| 19                        | N | DePaul            | 104 72 | 1         | A | UConn            | 61 72  |                |            |   |          |       |          |   |                   |        |
| 195                       | N | Kent St.          | 84 42  | 30        | H | UCLA             | 84 70  |                |            |   |          |       |          |   |                   |        |
| 307                       | H | Southeastern La.  | 109 38 | 341       | H | Houston Baptist  | 118 43 |                |            |   |          |       |          |   |                   |        |

Non-Div I Games:

Baylor

|                   |          |           |                |            |             |               |      |      |       |           |
|-------------------|----------|-----------|----------------|------------|-------------|---------------|------|------|-------|-----------|
| Average RPI Win:  | 204      | WON-LOST  | WINNING        | LAST 10    | STRENGTH OF | OPP. STRENGTH | TEAM | ADJ. | CONF. | ADJ CONF. |
| Average RPI Loss: | 66       | RECORD    | PCT. RANK      | GAMES      | SCHEDULE    | OF SCHEDULE   | RPI  | RPI  | RPI   | RPI       |
| DIV. I ONLY       | 7- 5     | 138       | 6- 3           | 118        | 110         | 86            | 86   | 26   | 26    |           |
| DIV. I NON-CONF.  | 7- 5     | 137       | 6- 5           | 119        | 111         | 87            | 87   | 26   | 26    |           |
| TOTALS            | RPI 1-25 | RPI 26-50 | W-L RECORDS    | RPI 51-100 | RPI 101-150 | RPI 150+      |      |      |       |           |
| 7- 5              | 0- 3     | 0- 0      | OVERALL        | 1- 0       | 2- 2        | 4- 0          |      |      |       |           |
| 2- 1              | 0- 1     | 0- 0      | HOME           | 1- 0       | 0- 0        | 1- 0          |      |      |       |           |
| 5- 3              | 0- 2     | 0- 0      | AWAY           | 0- 0       | 2- 1        | 3- 0          |      |      |       |           |
| 0- 1              | 0- 0     | 0- 0      | NEUTRAL        | 0- 0       | 0- 1        | 0- 0          |      |      |       |           |
| 7- 5              | 0- 3     | 0- 0      | NON-CONFERENCE | 1- 0       | 2- 2        | 4- 0          |      |      |       |           |
| 2- 1              | 0- 1     | 0- 0      | HOME           | 1- 0       | 0- 0        | 1- 0          |      |      |       |           |
| 5- 3              | 0- 2     | 0- 0      | AWAY           | 0- 0       | 2- 1        | 3- 0          |      |      |       |           |
| 0- 1              | 0- 0     | 0- 0      | NEUTRAL        | 0- 0       | 0- 1        | 0- 0          |      |      |       |           |
| 0- 0              | 0- 0     | 0- 0      | CONFERENCE     | 0- 0       | 0- 0        | 0- 0          |      |      |       |           |
| 0- 0              | 0- 0     | 0- 0      | HOME           | 0- 0       | 0- 0        | 0- 0          |      |      |       |           |
| 0- 0              | 0- 0     | 0- 0      | AWAY           | 0- 0       | 0- 0        | 0- 0          |      |      |       |           |
| 0- 0              | 0- 0     | 0- 0      | NEUTRAL        | 0- 0       | 0- 0        | 0- 0          |      |      |       |           |

| RPI 1-25                  |   |                  |        | RPI 26-50 |   |              |       | RPI 51-100 Team's RPI: 86 |   |          |       | RPI 101+ |   |                  |        |
|---------------------------|---|------------------|--------|-----------|---|--------------|-------|---------------------------|---|----------|-------|----------|---|------------------|--------|
| RPI                       | S | Opponent         | Score  | RPI       | S | Opponent     | Score | RPI                       | S | Opponent | Score | RPI      | S | Opponent         | Score  |
| 10                        | H | Green Bay        | 53 62  |           |   |              |       | 88                        | H | IUPUI    | 78 72 | 131      | N | Fresno St.       | 53 62  |
| 15                        | A | Minnesota        | 74 75  |           |   |              |       |                           |   |          |       | 140      | A | UAB              | 72 58  |
| 24                        | A | Louisville       | 50 73  |           |   |              |       |                           |   |          |       | 141      | A | Samford          | 73 54  |
|                           |   |                  |        |           |   |              |       |                           |   |          |       | 149      | A | Troy             | 74 91  |
|                           |   |                  |        |           |   |              |       |                           |   |          |       | 211      | A | Presbyterian     | 83 58  |
|                           |   |                  |        |           |   |              |       |                           |   |          |       | 231      | A | Loyola Marymount | 79 72  |
|                           |   |                  |        |           |   |              |       |                           |   |          |       | 285      | H | Lipscomb         | 100 62 |
|                           |   |                  |        |           |   |              |       |                           |   |          |       | 331      | A | Fort Wayne       | 85 59  |
| LAST 12 Division I GAMES: |   |                  |        |           |   |              |       |                           |   |          |       |          |   |                  |        |
| 15                        | A | Minnesota        | 74 75  | 211       | A | Presbyterian | 83 58 |                           |   |          |       |          |   |                  |        |
| 141                       | A | Samford          | 73 54  | 88        | H | IUPUI        | 78 72 |                           |   |          |       |          |   |                  |        |
| 285                       | H | Lipscomb         | 100 62 | 140       | A | UAB          | 72 58 |                           |   |          |       |          |   |                  |        |
| 231                       | A | Loyola Marymount | 79 72  | 149       | A | Troy         | 74 91 |                           |   |          |       |          |   |                  |        |
| 131                       | N | Fresno St.       | 53 62  | 24        | A | Louisville   | 50 73 |                           |   |          |       |          |   |                  |        |
| 10                        | H | Green Bay        | 53 62  | 331       | A | Fort Wayne   | 85 59 |                           |   |          |       |          |   |                  |        |

Non-Div I Games: Trevecca Nazarene 87 56

Belmont

|                   |          |           |                |            |             |               |      |      |       |           |
|-------------------|----------|-----------|----------------|------------|-------------|---------------|------|------|-------|-----------|
| Average RPI Win:  | 213      | WON-LOST  | WINNING        | LAST 10    | STRENGTH OF | OPP. STRENGTH | TEAM | ADJ. | CONF. | ADJ CONF. |
| Average RPI Loss: | 168      | RECORD    | PCT. RANK      | GAMES      | SCHEDULE    | OF SCHEDULE   | RPI  | RPI  | RPI   | RPI       |
| DIV. I ONLY       | 2- 7     | 279       | 2- 7           | 301        | 157         | 316           | 316  | 31   | 31    |           |
| DIV. I NON-CONF.  | 2- 7     | 279       | 2- 7           | 301        | 158         | 316           | 316  | 31   | 31    |           |
| TOTALS            | RPI 1-25 | RPI 26-50 | W-L RECORDS    | RPI 51-100 | RPI 101-150 | RPI 150+      |      |      |       |           |
| 2- 7              | 0- 0     | 0- 0      | OVERALL        | 0- 1       | 0- 2        | 2- 4          |      |      |       |           |
| 1- 0              | 0- 0     | 0- 0      | HOME           | 0- 0       | 0- 0        | 1- 0          |      |      |       |           |
| 0- 6              | 0- 0     | 0- 0      | AWAY           | 0- 1       | 0- 1        | 0- 4          |      |      |       |           |
| 1- 1              | 0- 0     | 0- 0      | NEUTRAL        | 0- 0       | 0- 1        | 1- 0          |      |      |       |           |
| 2- 7              | 0- 0     | 0- 0      | NON-CONFERENCE | 0- 1       | 0- 2        | 2- 4          |      |      |       |           |
| 1- 0              | 0- 0     | 0- 0      | HOME           | 0- 0       | 0- 0        | 1- 0          |      |      |       |           |
| 0- 6              | 0- 0     | 0- 0      | AWAY           | 0- 1       | 0- 1        | 0- 4          |      |      |       |           |
| 1- 1              | 0- 0     | 0- 0      | NEUTRAL        | 0- 0       | 0- 1        | 1- 0          |      |      |       |           |
| 0- 0              | 0- 0     | 0- 0      | CONFERENCE     | 0- 0       | 0- 0        | 0- 0          |      |      |       |           |
| 0- 0              | 0- 0     | 0- 0      | HOME           | 0- 0       | 0- 0        | 0- 0          |      |      |       |           |
| 0- 0              | 0- 0     | 0- 0      | AWAY           | 0- 0       | 0- 0        | 0- 0          |      |      |       |           |
| 0- 0              | 0- 0     | 0- 0      | NEUTRAL        | 0- 0       | 0- 0        | 0- 0          |      |      |       |           |

| RPI 1-25                  |   |                  | RPI 26-50 |     |   | RPI 51-100    |       |     | RPI 101+ |                        |       | Team's RPI: 316 |
|---------------------------|---|------------------|-----------|-----|---|---------------|-------|-----|----------|------------------------|-------|-----------------|
| RPI                       | S | Opponent         | Score     | RPI | S | Opponent      | Score | RPI | S        | Opponent               | Score |                 |
|                           |   |                  |           |     |   | 81 A UCF      | 43 70 |     |          | 105 A Jacksonville     | 63 69 |                 |
|                           |   |                  |           |     |   |               |       |     |          | 127 N Tennessee St.    | 60 69 |                 |
|                           |   |                  |           |     |   |               |       |     |          | 152 A Prairie View     | 64 66 |                 |
|                           |   |                  |           |     |   |               |       |     |          | 192 A Stetson          | 60 63 |                 |
|                           |   |                  |           |     |   |               |       |     |          | 209 N SIUE             | 83 78 |                 |
|                           |   |                  |           |     |   |               |       |     |          | 212 A Southern U.      | 59 61 |                 |
|                           |   |                  |           |     |   |               |       |     |          | 217 H North Florida    | 52 50 |                 |
|                           |   |                  |           |     |   |               |       |     |          | 307 A Southeastern La. | 63 75 |                 |
| LAST 12 Division I GAMES: |   |                  |           |     |   |               |       |     |          |                        |       |                 |
| 217                       | H | North Florida    | 52 50     | 209 | N | SIUE          | 83 78 |     |          |                        |       |                 |
| 81                        | A | UCF              | 43 70     | 127 | N | Tennessee St. | 60 69 |     |          |                        |       |                 |
| 307                       | A | Southeastern La. | 63 75     | 105 | A | Jacksonville  | 63 69 |     |          |                        |       |                 |
| 212                       | A | Southern U.      | 59 61     |     |   |               |       |     |          |                        |       |                 |
| 152                       | A | Prairie View     | 64 66     |     |   |               |       |     |          |                        |       |                 |
| 192                       | A | Stetson          | 60 63     |     |   |               |       |     |          |                        |       |                 |

Non-Div I Games: Edward Waters 55 45 Flagler 76 53

Bethune-Cookman

Loss, Non-Conf, S Site, H Home A Away N Neutral



Binghamton

Through Games Of Dec. 23, 2016

|                   |          |           |                |            |             |               |      |      |       |           |
|-------------------|----------|-----------|----------------|------------|-------------|---------------|------|------|-------|-----------|
| Average RPI Win:  | 314      | WON-LOST  | WINNING        | LAST 10    | STRENGTH OF | OPP. STRENGTH | TEAM | ADJ. | CONF. | ADJ CONF. |
| Average RPI Loss: | 136      | RECORD    | PCT. RANK      | GAMES      | SCHEDULE    | OF SCHEDULE   | RPI  | RPI  | RPI   | RPI       |
| DIV. I ONLY       | 3- 7     | 249       | 3- 6           | 54         | 348         | 191           | 191  | 23   | 23    |           |
| DIV. I NON-CONF.  | 3- 7     | 248       | 3- 7           | 55         | 348         | 192           | 192  | 23   | 23    |           |
| TOTALS            | RPI 1-25 | RPI 26-50 | W-L RECORDS    | RPI 51-100 | RPI 101-150 | RPI 150+      |      |      |       |           |
| 3- 7              | 0- 0     | 0- 0      | OVERALL        | 0- 3       | 0- 0        | 3- 4          |      |      |       |           |
| 0- 4              | 0- 0     | 0- 0      | HOME           | 0- 1       | 0- 0        | 0- 3          |      |      |       |           |
| 3- 3              | 0- 0     | 0- 0      | AWAY           | 0- 2       | 0- 0        | 3- 1          |      |      |       |           |
| 0- 0              | 0- 0     | 0- 0      | NEUTRAL        | 0- 0       | 0- 0        | 0- 0          |      |      |       |           |
| 3- 7              | 0- 0     | 0- 0      | NON-CONFERENCE | 0- 3       | 0- 0        | 3- 4          |      |      |       |           |
| 0- 4              | 0- 0     | 0- 0      | HOME           | 0- 1       | 0- 0        | 0- 3          |      |      |       |           |
| 3- 3              | 0- 0     | 0- 0      | AWAY           | 0- 2       | 0- 0        | 3- 1          |      |      |       |           |
| 0- 0              | 0- 0     | 0- 0      | NEUTRAL        | 0- 0       | 0- 0        | 0- 0          |      |      |       |           |
| 0- 0              | 0- 0     | 0- 0      | CONFERENCE     | 0- 0       | 0- 0        | 0- 0          |      |      |       |           |
| 0- 0              | 0- 0     | 0- 0      | HOME           | 0- 0       | 0- 0        | 0- 0          |      |      |       |           |
| 0- 0              | 0- 0     | 0- 0      | AWAY           | 0- 0       | 0- 0        | 0- 0          |      |      |       |           |
| 0- 0              | 0- 0     | 0- 0      | NEUTRAL        | 0- 0       | 0- 0        | 0- 0          |      |      |       |           |

| RPI 1-25                  |   |          |       | RPI 26-50 |   |              |       | RPI 51-100 |   |                     |       | RPI 101+ |   |                     |       | Team's RPI: 191 |
|---------------------------|---|----------|-------|-----------|---|--------------|-------|------------|---|---------------------|-------|----------|---|---------------------|-------|-----------------|
| RPI                       | S | Opponent | Score | RPI       | S | Opponent     | Score | RPI        | S | Opponent            | Score | RPI      | S | Opponent            | Score |                 |
|                           |   |          |       |           |   |              |       | 60         | A | Ohio                | 55 63 | 160      | A | Yale                | 48 57 |                 |
|                           |   |          |       |           |   |              |       | 64         | H | Bucknell            | 57 67 | 179      | H | Columbia            | 65 75 |                 |
|                           |   |          |       |           |   |              |       | 94         | A | Providence          | 58 71 | 190      | H | Sacred Heart        | 69 77 |                 |
|                           |   |          |       |           |   |              |       |            |   |                     |       | 206      | H | Brown               | 72 83 |                 |
|                           |   |          |       |           |   |              |       |            |   |                     |       | 259      | A | Penn                | 61 48 |                 |
|                           |   |          |       |           |   |              |       |            |   |                     |       | 334      | A | NJIT                | 68 44 |                 |
|                           |   |          |       |           |   |              |       |            |   |                     |       | 348      | A | Fairleigh Dickinson | 80 69 |                 |
| LAST 12 Division I GAMES: |   |          |       |           |   |              |       |            |   |                     |       |          |   |                     |       |                 |
|                           |   |          |       | 190       | H | Sacred Heart | 69 77 | 60         | A | Ohio                | 55 63 |          |   |                     |       |                 |
|                           |   |          |       | 94        | A | Providence   | 58 71 | 179        | H | Columbia            | 65 75 |          |   |                     |       |                 |
|                           |   |          |       | 259       | A | Penn         | 61 48 | 334        | A | NJIT                | 68 44 |          |   |                     |       |                 |
|                           |   |          |       | 160       | A | Yale         | 48 57 | 348        | A | Fairleigh Dickinson | 80 69 |          |   |                     |       |                 |
|                           |   |          |       | 64        | H | Bucknell     | 57 67 | 206        | H | Brown               | 72 83 |          |   |                     |       |                 |

Non-Div I Games: Misericordia 77 54

Binghamton

Loss, Non-Conf, S Site, H Home A Away N Neutral

|                   |          |           |                |            |             |               |      |      |       |           |
|-------------------|----------|-----------|----------------|------------|-------------|---------------|------|------|-------|-----------|
| Average RPI Win:  | 165      | WON-LOST  | WINNING        | LAST 10    | STRENGTH OF | OPP. STRENGTH | TEAM | ADJ. | CONF. | ADJ CONF. |
| Average RPI Loss: | 12       | RECORD    | PCT. RANK      | GAMES      | SCHEDULE    | OF SCHEDULE   | RPI  | RPI  | RPI   | RPI       |
| DIV. I ONLY       | 8- 1     | 24        | 8- 1           | 208        | 14          | 41            | 41   | 14   | 14    |           |
| DIV. I NON-CONF.  | 8- 1     | 24        | 8- 1           | 209        | 14          | 41            | 41   | 14   | 14    |           |
| TOTALS            | RPI 1-25 | RPI 26-50 | W-L RECORDS    | RPI 51-100 | RPI 101-150 | RPI 150+      |      |      |       |           |
| 8- 1              | 0- 1     | 1- 0      | OVERALL        | 1- 0       | 2- 0        | 4- 0          |      |      |       |           |
| 5- 0              | 0- 0     | 0- 0      | HOME           | 0- 0       | 1- 0        | 4- 0          |      |      |       |           |
| 2- 1              | 0- 1     | 0- 0      | AWAY           | 1- 0       | 1- 0        | 0- 0          |      |      |       |           |
| 1- 0              | 0- 0     | 1- 0      | NEUTRAL        | 0- 0       | 0- 0        | 0- 0          |      |      |       |           |
| 8- 1              | 0- 1     | 1- 0      | NON-CONFERENCE | 1- 0       | 2- 0        | 4- 0          |      |      |       |           |
| 5- 0              | 0- 0     | 0- 0      | HOME           | 0- 0       | 1- 0        | 4- 0          |      |      |       |           |
| 2- 1              | 0- 1     | 0- 0      | AWAY           | 1- 0       | 1- 0        | 0- 0          |      |      |       |           |
| 1- 0              | 0- 0     | 1- 0      | NEUTRAL        | 0- 0       | 0- 0        | 0- 0          |      |      |       |           |
| 0- 0              | 0- 0     | 0- 0      | CONFERENCE     | 0- 0       | 0- 0        | 0- 0          |      |      |       |           |
| 0- 0              | 0- 0     | 0- 0      | HOME           | 0- 0       | 0- 0        | 0- 0          |      |      |       |           |
| 0- 0              | 0- 0     | 0- 0      | AWAY           | 0- 0       | 0- 0        | 0- 0          |      |      |       |           |
| 0- 0              | 0- 0     | 0- 0      | NEUTRAL        | 0- 0       | 0- 0        | 0- 0          |      |      |       |           |

| RPI 1-25                  |   |              |       | RPI 26-50 |   |           |       | Team's RPI: 41 |   |                 |       | RPI 51-100 |   |                 |       | RPI 101+ |   |               |       |
|---------------------------|---|--------------|-------|-----------|---|-----------|-------|----------------|---|-----------------|-------|------------|---|-----------------|-------|----------|---|---------------|-------|
| RPI                       | S | Opponent     | Score | RPI       | S | Opponent  | Score | RPI            | S | Opponent        | Score | RPI        | S | Opponent        | Score | RPI      | S | Opponent      | Score |
| 12                        | A | Washington   | 66 92 | 50        | N | Charlotte | 68 65 | 76             | A | Washington St.  | 77 73 | 108        | A | St. Mary's (CA) | 83 78 | 137      | H | Eastern Wash. | 67 64 |
|                           |   |              |       |           |   |           |       |                |   |                 |       |            |   |                 |       | 186      | H | Portland      | 74 60 |
|                           |   |              |       |           |   |           |       |                |   |                 |       |            |   |                 |       | 235      | H | Portland St.  | 94 76 |
|                           |   |              |       |           |   |           |       |                |   |                 |       |            |   |                 |       | 249      | H | Hawaii        | 61 49 |
|                           |   |              |       |           |   |           |       |                |   |                 |       |            |   |                 |       | 278      | H | Seattle U     | 73 68 |
| LAST 12 Division I GAMES: |   |              |       |           |   |           |       |                |   |                 |       |            |   |                 |       |          |   |               |       |
| 249                       | H | Hawaii       | 61 49 | 186       | H | Portland  | 74 60 | 12             | A | Washington      | 66 92 | 76         | A | Washington St.  | 77 73 | 137      | H | Eastern Wash. | 67 64 |
| 278                       | H | Seattle U    | 73 68 | 50        | N | Charlotte | 68 65 | 108            | A | St. Mary's (CA) | 83 78 |            |   |                 |       |          |   |               |       |
| 235                       | H | Portland St. | 94 76 |           |   |           |       |                |   |                 |       |            |   |                 |       |          |   |               |       |

Non-Div I Games: Southern Ore. 89 45 Concordia Portland 71 40

Boise St.

| Average RPI Win: 247  |          | WON-LOST | WINNING   | LAST 10 | STRENGTH OF    | OPP. STRENGTH | TEAM       | ADJ. | CONF.       | ADJ CONF. |
|-----------------------|----------|----------|-----------|---------|----------------|---------------|------------|------|-------------|-----------|
| Average RPI Loss: 105 |          | RECORD   | PCT. RANK | GAMES   | SCHEDULE       | OF SCHEDULE   | RPI        | RPI  | RPI         | RPI       |
| DIV. I ONLY           |          | 6- 6     | 160       | 5- 5    | 135            | 227           | 163        | 163  | 3           | 3         |
| DIV. I NON-CONF.      |          | 6- 6     | 161       | 6- 6    | 136            | 226           | 164        | 164  | 3           | 3         |
| TOTALS                | RPI 1-25 |          | RPI 26-50 |         | W-L RECORDS    |               | RPI 51-100 |      | RPI 101-150 | RPI 150+  |
| 6- 6                  | 0- 0     |          | 0- 1      |         | OVERALL        |               | 1- 2       |      | 0- 1        | 5- 2      |
| 4- 2                  | 0- 0     |          | 0- 1      |         | HOME           |               | 1- 0       |      | 0- 1        | 3- 0      |
| 1- 3                  | 0- 0     |          | 0- 0      |         | AWAY           |               | 0- 1       |      | 0- 0        | 1- 2      |
| 1- 1                  | 0- 0     |          | 0- 0      |         | NEUTRAL        |               | 0- 1       |      | 0- 0        | 1- 0      |
| 6- 6                  | 0- 0     |          | 0- 1      |         | NON-CONFERENCE |               | 1- 2       |      | 0- 1        | 5- 2      |
| 4- 2                  | 0- 0     |          | 0- 1      |         | HOME           |               | 1- 0       |      | 0- 1        | 3- 0      |
| 1- 3                  | 0- 0     |          | 0- 0      |         | AWAY           |               | 0- 1       |      | 0- 0        | 1- 2      |
| 1- 1                  | 0- 0     |          | 0- 0      |         | NEUTRAL        |               | 0- 1       |      | 0- 0        | 1- 0      |
| 0- 0                  | 0- 0     |          | 0- 0      |         | CONFERENCE     |               | 0- 0       |      | 0- 0        | 0- 0      |
| 0- 0                  | 0- 0     |          | 0- 0      |         | HOME           |               | 0- 0       |      | 0- 0        | 0- 0      |
| 0- 0                  | 0- 0     |          | 0- 0      |         | AWAY           |               | 0- 0       |      | 0- 0        | 0- 0      |
| 0- 0                  | 0- 0     |          | 0- 0      |         | NEUTRAL        |               | 0- 0       |      | 0- 0        | 0- 0      |

| RPI 1-25                  |   |          |       | RPI 26-50 |   |                   |       | RPI 51-100 |   |                      |       | RPI 101+ |   |                      |       | Team's RPI: 163 |  |
|---------------------------|---|----------|-------|-----------|---|-------------------|-------|------------|---|----------------------|-------|----------|---|----------------------|-------|-----------------|--|
| RPI                       | S | Opponent | Score | RPI       | S | Opponent          | Score | RPI        | S | Opponent             | Score | RPI      | S | Opponent             | Score |                 |  |
|                           |   |          |       | 37        | H | Penn St.          | 56 60 | 67         | N | SMU                  | 64 72 | 108      | H | St. Mary's (CA)      | 54 62 |                 |  |
|                           |   |          |       |           |   |                   |       | 94         | H | Providence           | 57 53 | 154      | A | Hartford             | 56 65 |                 |  |
|                           |   |          |       |           |   |                   |       | 97         | A | Fordham              | 49 56 | 160      | A | Yale                 | 71 64 |                 |  |
|                           |   |          |       |           |   |                   |       |            |   |                      |       | 165      | A | Seton Hall           | 66 71 |                 |  |
|                           |   |          |       |           |   |                   |       |            |   |                      |       | 275      | H | Dartmouth            | 65 53 |                 |  |
|                           |   |          |       |           |   |                   |       |            |   |                      |       | 308      | N | St. Francis Brooklyn | 73 58 |                 |  |
|                           |   |          |       |           |   |                   |       |            |   |                      |       | 323      | H | Central Conn. St.    | 66 46 |                 |  |
|                           |   |          |       |           |   |                   |       |            |   |                      |       | 324      | H | Boston U.            | 67 49 |                 |  |
| LAST 12 Division I GAMES: |   |          |       |           |   |                   |       |            |   |                      |       |          |   |                      |       |                 |  |
|                           |   |          |       | 275       | H | Dartmouth         | 65 53 | 97         | A | Fordham              | 49 56 |          |   |                      |       |                 |  |
|                           |   |          |       | 323       | H | Central Conn. St. | 66 46 | 37         | H | Penn St.             | 56 60 |          |   |                      |       |                 |  |
|                           |   |          |       | 94        | H | Providence        | 57 53 | 308        | N | St. Francis Brooklyn | 73 58 |          |   |                      |       |                 |  |
|                           |   |          |       | 160       | A | Yale              | 71 64 | 67         | N | SMU                  | 64 72 |          |   |                      |       |                 |  |
|                           |   |          |       | 324       | H | Boston U.         | 67 49 | 108        | H | St. Mary's (CA)      | 54 62 |          |   |                      |       |                 |  |
|                           |   |          |       | 154       | A | Hartford          | 56 65 | 165        | A | Seton Hall           | 66 71 |          |   |                      |       |                 |  |

Non-Div I Games:

Boston College

Loss, Non-Conf, S Site, H Home A Away N Neutral

|                   |          |           |                |            |             |               |      |      |       |           |
|-------------------|----------|-----------|----------------|------------|-------------|---------------|------|------|-------|-----------|
| Average RPI Win:  | 299      | WON-LOST  | WINNING        | LAST 10    | STRENGTH OF | OPP. STRENGTH | TEAM | ADJ. | CONF. | ADJ CONF. |
| Average RPI Loss: | 160      | RECORD    | PCT. RANK      | GAMES      | SCHEDULE    | OF SCHEDULE   | RPI  | RPI  | RPI   | RPI       |
| DIV. I ONLY       | 2- 9     | 293       | 2- 8           | 222        | 269         | 324           | 324  | 24   | 24    |           |
| DIV. I NON-CONF.  | 2- 9     | 292       | 2- 9           | 223        | 268         | 324           | 324  | 24   | 24    |           |
| TOTALS            | RPI 1-25 | RPI 26-50 | W-L RECORDS    | RPI 51-100 | RPI 101-150 | RPI 150+      |      |      |       |           |
| 2- 9              | 0- 0     | 0- 2      | OVERALL        | 0- 1       | 0- 1        | 2- 5          |      |      |       |           |
| 2- 3              | 0- 0     | 0- 1      | HOME           | 0- 0       | 0- 0        | 2- 2          |      |      |       |           |
| 0- 5              | 0- 0     | 0- 1      | AWAY           | 0- 0       | 0- 1        | 0- 3          |      |      |       |           |
| 0- 1              | 0- 0     | 0- 0      | NEUTRAL        | 0- 1       | 0- 0        | 0- 0          |      |      |       |           |
| 2- 9              | 0- 0     | 0- 2      | NON-CONFERENCE | 0- 1       | 0- 1        | 2- 5          |      |      |       |           |
| 2- 3              | 0- 0     | 0- 1      | HOME           | 0- 0       | 0- 0        | 2- 2          |      |      |       |           |
| 0- 5              | 0- 0     | 0- 1      | AWAY           | 0- 0       | 0- 1        | 0- 3          |      |      |       |           |
| 0- 1              | 0- 0     | 0- 0      | NEUTRAL        | 0- 1       | 0- 0        | 0- 0          |      |      |       |           |
| 0- 0              | 0- 0     | 0- 0      | CONFERENCE     | 0- 0       | 0- 0        | 0- 0          |      |      |       |           |
| 0- 0              | 0- 0     | 0- 0      | HOME           | 0- 0       | 0- 0        | 0- 0          |      |      |       |           |
| 0- 0              | 0- 0     | 0- 0      | AWAY           | 0- 0       | 0- 0        | 0- 0          |      |      |       |           |
| 0- 0              | 0- 0     | 0- 0      | NEUTRAL        | 0- 0       | 0- 0        | 0- 0          |      |      |       |           |

| RPI 1-25                  |   |          |       | RPI 26-50 |   |                |       | RPI 51-100 |   |                |       | RPI 101+ |   |                |       | Team's RPI: 324 |  |
|---------------------------|---|----------|-------|-----------|---|----------------|-------|------------|---|----------------|-------|----------|---|----------------|-------|-----------------|--|
| RPI                       | S | Opponent | Score | RPI       | S | Opponent       | Score | RPI        | S | Opponent       | Score | RPI      | S | Opponent       | Score |                 |  |
|                           |   |          |       | 29        | A | Arizona St.    | 42 71 | 89         | N | Long Beach St. | 48 61 | 147      | A | Albany (NY)    | 54 69 |                 |  |
|                           |   |          |       | 48        | H | Harvard        | 52 65 |            |   |                |       | 163      | A | Boston College | 49 67 |                 |  |
|                           |   |          |       |           |   |                |       |            |   |                |       | 173      | H | New Hampshire  | 51 59 |                 |  |
|                           |   |          |       |           |   |                |       |            |   |                |       | 227      | A | Northeastern   | 59 78 |                 |  |
|                           |   |          |       |           |   |                |       |            |   |                |       | 258      | H | Massachusetts  | 64 60 |                 |  |
|                           |   |          |       |           |   |                |       |            |   |                |       | 275      | H | Dartmouth      | 49 61 |                 |  |
|                           |   |          |       |           |   |                |       |            |   |                |       | 288      | A | Marist         | 57 76 |                 |  |
|                           |   |          |       |           |   |                |       |            |   |                |       | 340      | H | UMass Lowell   | 66 56 |                 |  |
| LAST 12 Division I GAMES: |   |          |       |           |   |                |       |            |   |                |       |          |   |                |       |                 |  |
|                           |   |          |       | 258       | H | Massachusetts  | 64 60 | 29         | A | Arizona St.    | 42 71 |          |   |                |       |                 |  |
|                           |   |          |       | 288       | A | Marist         | 57 76 | 173        | H | New Hampshire  | 51 59 |          |   |                |       |                 |  |
|                           |   |          |       | 275       | H | Dartmouth      | 49 61 | 340        | H | UMass Lowell   | 66 56 |          |   |                |       |                 |  |
|                           |   |          |       | 89        | N | Long Beach St. | 48 61 | 48         | H | Harvard        | 52 65 |          |   |                |       |                 |  |
|                           |   |          |       | 227       | A | Northeastern   | 59 78 | 147        | A | Albany (NY)    | 54 69 |          |   |                |       |                 |  |
|                           |   |          |       |           |   |                |       | 163        | A | Boston College | 49 67 |          |   |                |       |                 |  |

Non-Div I Games:

Boston U.

■ Loss, 
 ■ Non-Conf, 
 ■ S Site, 
 ■ H Home 
 ■ A Away 
 N Neutral

## Bowling Green

Through Games Of Dec. 23, 2016

|                   |          |           |                |            |             |               |      |      |       |           |
|-------------------|----------|-----------|----------------|------------|-------------|---------------|------|------|-------|-----------|
| Average RPI Win:  | 271      | WON-LOST  | WINNING        | LAST 10    | STRENGTH OF | OPP. STRENGTH | TEAM | ADJ. | CONF. | ADJ CONF. |
| Average RPI Loss: | 138      | RECORD    | PCT. RANK      | GAMES      | SCHEDULE    | OF SCHEDULE   | RPI  | RPI  | RPI   | RPI       |
| DIV. I ONLY       | 2- 7     | 279       | 2- 6           | 195        | 206         | 276           | 276  | 9    | 9     |           |
| DIV. I NON-CONF.  | 2- 7     | 279       | 2- 7           | 196        | 206         | 274           | 274  | 9    | 9     |           |
| TOTALS            | RPI 1-25 | RPI 26-50 | W-L RECORDS    | RPI 51-100 | RPI 101-150 | RPI 150+      |      |      |       |           |
| 2- 7              | 0- 2     | 0- 0      | OVERALL        | 0- 1       | 0- 1        | 2- 3          |      |      |       |           |
| 0- 3              | 0- 0     | 0- 0      | HOME           | 0- 1       | 0- 0        | 0- 2          |      |      |       |           |
| 0- 3              | 0- 2     | 0- 0      | AWAY           | 0- 0       | 0- 0        | 0- 1          |      |      |       |           |
| 2- 1              | 0- 0     | 0- 0      | NEUTRAL        | 0- 0       | 0- 1        | 2- 0          |      |      |       |           |
| 2- 7              | 0- 2     | 0- 0      | NON-CONFERENCE | 0- 1       | 0- 1        | 2- 3          |      |      |       |           |
| 0- 3              | 0- 0     | 0- 0      | HOME           | 0- 1       | 0- 0        | 0- 2          |      |      |       |           |
| 0- 3              | 0- 2     | 0- 0      | AWAY           | 0- 0       | 0- 0        | 0- 1          |      |      |       |           |
| 2- 1              | 0- 0     | 0- 0      | NEUTRAL        | 0- 0       | 0- 1        | 2- 0          |      |      |       |           |
| 0- 0              | 0- 0     | 0- 0      | CONFERENCE     | 0- 0       | 0- 0        | 0- 0          |      |      |       |           |
| 0- 0              | 0- 0     | 0- 0      | HOME           | 0- 0       | 0- 0        | 0- 0          |      |      |       |           |
| 0- 0              | 0- 0     | 0- 0      | AWAY           | 0- 0       | 0- 0        | 0- 0          |      |      |       |           |
| 0- 0              | 0- 0     | 0- 0      | NEUTRAL        | 0- 0       | 0- 0        | 0- 0          |      |      |       |           |

| RPI 1-25                  |   |               |       | RPI 26-50 |   |             |       | RPI 51-100 |   |          |       | RPI 101+ Team's RPI: 276 |   |               |       |
|---------------------------|---|---------------|-------|-----------|---|-------------|-------|------------|---|----------|-------|--------------------------|---|---------------|-------|
| RPI                       | S | Opponent      | Score | RPI       | S | Opponent    | Score | RPI        | S | Opponent | Score | RPI                      | S | Opponent      | Score |
| 11                        | A | Virginia Tech | 51 98 |           |   |             |       | 85         | H | Virginia | 47 67 | 134                      | N | Chattanooga   | 49 54 |
| 24                        | A | Louisville    | 58 83 |           |   |             |       |            |   |          |       | 157                      | H | Cleveland St. | 56 64 |
|                           |   |               |       |           |   |             |       |            |   |          |       | 214                      | H | Cincinnati    | 58 68 |
|                           |   |               |       |           |   |             |       |            |   |          |       | 251                      | N | Saint Peter's | 73 68 |
|                           |   |               |       |           |   |             |       |            |   |          |       | 290                      | N | Lafayette     | 69 42 |
|                           |   |               |       |           |   |             |       |            |   |          |       | 338                      | A | Eastern Ky.   | 55 57 |
| LAST 12 Division I GAMES: |   |               |       |           |   |             |       |            |   |          |       |                          |   |               |       |
| 157                       | H | Cleveland St. | 56 64 | 134       | N | Chattanooga | 49 54 |            |   |          |       |                          |   |               |       |
| 11                        | A | Virginia Tech | 51 98 | 24        | A | Louisville  | 58 83 |            |   |          |       |                          |   |               |       |
| 85                        | H | Virginia      | 47 67 | 214       | H | Cincinnati  | 58 68 |            |   |          |       |                          |   |               |       |
| 251                       | N | Saint Peter's | 73 68 | 338       | A | Eastern Ky. | 55 57 |            |   |          |       |                          |   |               |       |
| 290                       | N | Lafayette     | 69 42 |           |   |             |       |            |   |          |       |                          |   |               |       |

Non-Div I Games: Davis &amp; Elkins 73 46 Ohio Valley 82 46

Bowling Green

■ Loss, 
 ■ Non-Conf, 
 ■ S Site, 
 ■ H Home 
 ■ A Away 
 N Neutral

## Bradley

Through Games Of Dec. 23, 2016

|                   |          |           |                |            |             |               |      |      |       |           |
|-------------------|----------|-----------|----------------|------------|-------------|---------------|------|------|-------|-----------|
| Average RPI Win:  | 254      | WON-LOST  | WINNING        | LAST 10    | STRENGTH OF | OPP. STRENGTH | TEAM | ADJ. | CONF. | ADJ CONF. |
| Average RPI Loss: | 143      | RECORD    | PCT. RANK      | GAMES      | SCHEDULE    | OF SCHEDULE   | RPI  | RPI  | RPI   | RPI       |
| DIV. I ONLY       | 3- 7     | 249       | 3- 6           | 143        | 280         | 218           | 218  | 13   | 13    |           |
| DIV. I NON-CONF.  | 3- 7     | 248       | 3- 7           | 144        | 278         | 219           | 219  | 13   | 13    |           |
| TOTALS            | RPI 1-25 | RPI 26-50 | W-L RECORDS    | RPI 51-100 | RPI 101-150 | RPI 150+      |      |      |       |           |
| 3- 7              | 0- 1     | 0- 0      | OVERALL        | 0- 0       | 0- 2        | 3- 4          |      |      |       |           |
| 1- 3              | 0- 1     | 0- 0      | HOME           | 0- 0       | 0- 1        | 1- 1          |      |      |       |           |
| 2- 4              | 0- 0     | 0- 0      | AWAY           | 0- 0       | 0- 1        | 2- 3          |      |      |       |           |
| 0- 0              | 0- 0     | 0- 0      | NEUTRAL        | 0- 0       | 0- 0        | 0- 0          |      |      |       |           |
| 3- 7              | 0- 1     | 0- 0      | NON-CONFERENCE | 0- 0       | 0- 2        | 3- 4          |      |      |       |           |
| 1- 3              | 0- 1     | 0- 0      | HOME           | 0- 0       | 0- 1        | 1- 1          |      |      |       |           |
| 2- 4              | 0- 0     | 0- 0      | AWAY           | 0- 0       | 0- 1        | 2- 3          |      |      |       |           |
| 0- 0              | 0- 0     | 0- 0      | NEUTRAL        | 0- 0       | 0- 0        | 0- 0          |      |      |       |           |
| 0- 0              | 0- 0     | 0- 0      | CONFERENCE     | 0- 0       | 0- 0        | 0- 0          |      |      |       |           |
| 0- 0              | 0- 0     | 0- 0      | HOME           | 0- 0       | 0- 0        | 0- 0          |      |      |       |           |
| 0- 0              | 0- 0     | 0- 0      | AWAY           | 0- 0       | 0- 0        | 0- 0          |      |      |       |           |
| 0- 0              | 0- 0     | 0- 0      | NEUTRAL        | 0- 0       | 0- 0        | 0- 0          |      |      |       |           |

| RPI 1-25                  |   |               |       | RPI 26-50 |   |              |       | RPI 51-100 |   |          |       | RPI 101+ Team's RPI: 218 |   |               |       |
|---------------------------|---|---------------|-------|-----------|---|--------------|-------|------------|---|----------|-------|--------------------------|---|---------------|-------|
| RPI                       | S | Opponent      | Score | RPI       | S | Opponent     | Score | RPI        | S | Opponent | Score | RPI                      | S | Opponent      | Score |
| 10                        | H | Green Bay     | 43 68 |           |   |              |       |            |   |          |       | 115                      | A | Western Ill.  | 77 91 |
|                           |   |               |       |           |   |              |       |            |   |          |       | 121                      | H | Northern Ill. | 51 81 |
|                           |   |               |       |           |   |              |       |            |   |          |       | 156                      | H | Saint Louis   | 58 68 |
|                           |   |               |       |           |   |              |       |            |   |          |       | 161                      | H | Detroit       | 70 60 |
|                           |   |               |       |           |   |              |       |            |   |          |       | 182                      | A | Western Mich. | 64 83 |
|                           |   |               |       |           |   |              |       |            |   |          |       | 195                      | A | Kent St.      | 52 77 |
|                           |   |               |       |           |   |              |       |            |   |          |       | 224                      | A | Butler        | 56 58 |
|                           |   |               |       |           |   |              |       |            |   |          |       | 292                      | A | Ill.-Chicago  | 65 56 |
|                           |   |               |       |           |   |              |       |            |   |          |       | 309                      | A | Valparaiso    | 67 56 |
| LAST 12 Division I GAMES: |   |               |       |           |   |              |       |            |   |          |       |                          |   |               |       |
| 182                       | A | Western Mich. | 64 83 | 292       | A | Ill.-Chicago | 65 56 |            |   |          |       |                          |   |               |       |
| 115                       | A | Western Ill.  | 77 91 | 309       | A | Valparaiso   | 67 56 |            |   |          |       |                          |   |               |       |
| 121                       | H | Northern Ill. | 51 81 | 224       | A | Butler       | 56 58 |            |   |          |       |                          |   |               |       |
| 10                        | H | Green Bay     | 43 68 | 195       | A | Kent St.     | 52 77 |            |   |          |       |                          |   |               |       |
| 156                       | H | Saint Louis   | 58 68 |           |   |              |       |            |   |          |       |                          |   |               |       |
| 161                       | H | Detroit       | 70 60 |           |   |              |       |            |   |          |       |                          |   |               |       |

Non-Div I Games: Eureka 103 59

Bradley

■ Loss, 
■ Non-Conf, 
■ S Site, 
■ H Home 
■ A Away 
N Neutral

|                   |          |           |                |            |             |               |      |      |       |           |
|-------------------|----------|-----------|----------------|------------|-------------|---------------|------|------|-------|-----------|
| Average RPI Win:  | 220      | WON-LOST  | WINNING        | LAST 10    | STRENGTH OF | OPP. STRENGTH | TEAM | ADJ. | CONF. | ADJ CONF. |
| Average RPI Loss: | 210      | RECORD    | PCT. RANK      | GAMES      | SCHEDULE    | OF SCHEDULE   | RPI  | RPI  | RPI   | RPI       |
| DIV. I ONLY       | 7- 3     | 89        | 7- 3           | 334        | 135         | 206           | 206  | 15   | 15    |           |
| DIV. I NON-CONF.  | 7- 3     | 87        | 7- 3           | 334        | 135         | 207           | 207  | 15   | 15    |           |
| TOTALS            | RPI 1-25 | RPI 26-50 | W-L RECORDS    | RPI 51-100 | RPI 101-150 | RPI 150+      |      |      |       |           |
| 7- 3              | 0- 0     | 0- 0      | OVERALL        | 1- 0       | 0- 0        | 6- 3          |      |      |       |           |
| 4- 2              | 0- 0     | 0- 0      | HOME           | 1- 0       | 0- 0        | 3- 2          |      |      |       |           |
| 3- 1              | 0- 0     | 0- 0      | AWAY           | 0- 0       | 0- 0        | 3- 1          |      |      |       |           |
| 0- 0              | 0- 0     | 0- 0      | NEUTRAL        | 0- 0       | 0- 0        | 0- 0          |      |      |       |           |
| 7- 3              | 0- 0     | 0- 0      | NON-CONFERENCE | 1- 0       | 0- 0        | 6- 3          |      |      |       |           |
| 4- 2              | 0- 0     | 0- 0      | HOME           | 1- 0       | 0- 0        | 3- 2          |      |      |       |           |
| 3- 1              | 0- 0     | 0- 0      | AWAY           | 0- 0       | 0- 0        | 3- 1          |      |      |       |           |
| 0- 0              | 0- 0     | 0- 0      | NEUTRAL        | 0- 0       | 0- 0        | 0- 0          |      |      |       |           |
| 0- 0              | 0- 0     | 0- 0      | CONFERENCE     | 0- 0       | 0- 0        | 0- 0          |      |      |       |           |
| 0- 0              | 0- 0     | 0- 0      | HOME           | 0- 0       | 0- 0        | 0- 0          |      |      |       |           |
| 0- 0              | 0- 0     | 0- 0      | AWAY           | 0- 0       | 0- 0        | 0- 0          |      |      |       |           |
| 0- 0              | 0- 0     | 0- 0      | NEUTRAL        | 0- 0       | 0- 0        | 0- 0          |      |      |       |           |

| RPI 1-25                  |   |          |       | RPI 26-50 |   |              |       | RPI 51-100 |   |            |       | RPI 101+ |   |               |       | Team's RPI: 206 |  |
|---------------------------|---|----------|-------|-----------|---|--------------|-------|------------|---|------------|-------|----------|---|---------------|-------|-----------------|--|
| RPI                       | S | Opponent | Score | RPI       | S | Opponent     | Score | RPI        | S | Opponent   | Score | RPI      | S | Opponent      | Score |                 |  |
|                           |   |          |       |           |   |              |       | 94         | H | Providence | 77 70 | 171      | H | Manhattan     | 57    | 58              |  |
|                           |   |          |       |           |   |              |       |            |   |            |       | 190      | A | Sacred Heart  | 80    | 66              |  |
|                           |   |          |       |           |   |              |       |            |   |            |       | 191      | A | Binghamton    | 83    | 72              |  |
|                           |   |          |       |           |   |              |       |            |   |            |       | 221      | A | Bryant        | 67    | 70              |  |
|                           |   |          |       |           |   |              |       |            |   |            |       | 237      | H | Colgate       | 62    | 67              |  |
|                           |   |          |       |           |   |              |       |            |   |            |       | 240      | H | Rhode Island  | 76    | 65              |  |
|                           |   |          |       |           |   |              |       |            |   |            |       | 251      | H | Saint Peter's | 80    | 71              |  |
|                           |   |          |       |           |   |              |       |            |   |            |       | 271      | H | Howard        | 83    | 78              |  |
|                           |   |          |       |           |   |              |       |            |   |            |       | 302      | A | Vermont       | 62    | 50              |  |
| LAST 12 Division I GAMES: |   |          |       |           |   |              |       |            |   |            |       |          |   |               |       |                 |  |
|                           |   |          |       | 191       | A | Binghamton   | 83 72 |            |   |            |       | 251      | H | Saint Peter's | 80 71 |                 |  |
|                           |   |          |       | 171       | H | Manhattan    | 57 58 |            |   |            |       | 302      | A | Vermont       | 62 50 |                 |  |
|                           |   |          |       | 237       | H | Colgate      | 62 67 |            |   |            |       | 94       | H | Providence    | 77 70 |                 |  |
|                           |   |          |       | 221       | A | Bryant       | 67 70 |            |   |            |       | 240      | H | Rhode Island  | 76 65 |                 |  |
|                           |   |          |       | 190       | A | Sacred Heart | 80 66 |            |   |            |       |          |   |               |       |                 |  |
|                           |   |          |       | 271       | H | Howard       | 83 78 |            |   |            |       |          |   |               |       |                 |  |

Non-Div I Games:

Brown

■ Loss, 
 ■ Non-Conf, 
 S Site, 
 ■ Home 
 ■ Away 
 N Neutral

## Bryant

Through Games Of Dec. 23, 2016

|                   |          |           |                |            |             |               |      |      |       |           |
|-------------------|----------|-----------|----------------|------------|-------------|---------------|------|------|-------|-----------|
| Average RPI Win:  | 282      | WON-LOST  | WINNING        | LAST 10    | STRENGTH OF | OPP. STRENGTH | TEAM | ADJ. | CONF. | ADJ CONF. |
| Average RPI Loss: | 160      | RECORD    | PCT. RANK      | GAMES      | SCHEDULE    | OF SCHEDULE   | RPI  | RPI  | RPI   | RPI       |
| DIV. I ONLY       | 5- 6     | 183       | 4- 6           | 248        | 275         | 221           | 221  | 32   | 32    |           |
| DIV. I NON-CONF.  | 5- 6     | 187       | 5- 6           | 250        | 273         | 222           | 222  | 32   | 32    |           |
| TOTALS            | RPI 1-25 | RPI 26-50 | W-L RECORDS    | RPI 51-100 | RPI 101-150 | RPI 150+      |      |      |       |           |
| 5- 6              | 0- 0     | 0- 0      | OVERALL        | 0- 2       | 0- 0        | 5- 4          |      |      |       |           |
| 3- 1              | 0- 0     | 0- 0      | HOME           | 0- 1       | 0- 0        | 3- 0          |      |      |       |           |
| 1- 4              | 0- 0     | 0- 0      | AWAY           | 0- 0       | 0- 0        | 1- 4          |      |      |       |           |
| 1- 1              | 0- 0     | 0- 0      | NEUTRAL        | 0- 1       | 0- 0        | 1- 0          |      |      |       |           |
| 5- 6              | 0- 0     | 0- 0      | NON-CONFERENCE | 0- 2       | 0- 0        | 5- 4          |      |      |       |           |
| 3- 1              | 0- 0     | 0- 0      | HOME           | 0- 1       | 0- 0        | 3- 0          |      |      |       |           |
| 1- 4              | 0- 0     | 0- 0      | AWAY           | 0- 0       | 0- 0        | 1- 4          |      |      |       |           |
| 1- 1              | 0- 0     | 0- 0      | NEUTRAL        | 0- 1       | 0- 0        | 1- 0          |      |      |       |           |
| 0- 0              | 0- 0     | 0- 0      | CONFERENCE     | 0- 0       | 0- 0        | 0- 0          |      |      |       |           |
| 0- 0              | 0- 0     | 0- 0      | HOME           | 0- 0       | 0- 0        | 0- 0          |      |      |       |           |
| 0- 0              | 0- 0     | 0- 0      | AWAY           | 0- 0       | 0- 0        | 0- 0          |      |      |       |           |
| 0- 0              | 0- 0     | 0- 0      | NEUTRAL        | 0- 0       | 0- 0        | 0- 0          |      |      |       |           |

| RPI S                     | Opponent      | Score | RPI S | Opponent      | Score | RPI S | Opponent   | Score | RPI S | Opponent      | Score | Team's RPI: 221 |
|---------------------------|---------------|-------|-------|---------------|-------|-------|------------|-------|-------|---------------|-------|-----------------|
|                           |               |       |       |               |       | 72 H  | Maine      | 52 77 | 172 A | Pittsburgh    | 60 76 |                 |
|                           |               |       |       |               |       | 94 N  | Providence | 51 62 | 173 A | New Hampshire | 60 62 |                 |
|                           |               |       |       |               |       |       |            |       | 193 A | Rutgers       | 42 50 |                 |
|                           |               |       |       |               |       |       |            |       | 206 H | Brown         | 70 67 |                 |
|                           |               |       |       |               |       |       |            |       | 240 N | Rhode Island  | 62 56 |                 |
|                           |               |       |       |               |       |       |            |       | 258 A | Massachusetts | 62 68 |                 |
|                           |               |       |       |               |       |       |            |       | 302 A | Vermont       | 63 57 |                 |
|                           |               |       |       |               |       |       |            |       | 320 H | Holy Cross    | 76 74 |                 |
|                           |               |       |       |               |       |       |            |       | 340 H | UMass Lowell  | 73 62 |                 |
| LAST 12 Division I GAMES: |               |       |       |               |       |       |            |       |       |               |       |                 |
| 193 A                     | Rutgers       | 42 50 | 340 H | UMass Lowell  | 73 62 | 72 H  | Maine      | 52 77 |       |               |       |                 |
| 173 A                     | New Hampshire | 60 62 | 258 A | Massachusetts | 62 68 | 172 A | Pittsburgh | 60 76 |       |               |       |                 |
| 206 H                     | Brown         | 70 67 | 240 N | Rhode Island  | 62 56 | 94 N  | Providence | 51 62 |       |               |       |                 |
| 320 H                     | Holy Cross    | 76 74 |       |               |       |       |            |       |       |               |       |                 |
| 302 A                     | Vermont       | 63 57 |       |               |       |       |            |       |       |               |       |                 |

Non-Div I Games:

Bryant

■ Loss, 
 ■ Non-Conf, 
 ■ S Site, 
 ■ H Home 
 ■ A Away 
 N Neutral



|                   |          |           |                |            |             |               |      |      |       |           |
|-------------------|----------|-----------|----------------|------------|-------------|---------------|------|------|-------|-----------|
| Average RPI Win:  | 184      | WON-LOST  | WINNING        | LAST 10    | STRENGTH OF | OPP. STRENGTH | TEAM | ADJ. | CONF. | ADJ CONF. |
| Average RPI Loss: | 82       | RECORD    | PCT. RANK      | GAMES      | SCHEDULE    | OF SCHEDULE   | RPI  | RPI  | RPI   | RPI       |
| DIV. I ONLY       | 8- 3     | 68        | 7- 3           | 172        | 91          | 64            | 64   | 24   | 24    |           |
| DIV. I NON-CONF.  | 8- 3     | 67        | 8- 3           | 172        | 93          | 66            | 66   | 24   | 24    |           |
| TOTALS            | RPI 1-25 | RPI 26-50 | W-L RECORDS    | RPI 51-100 | RPI 101-150 | RPI 150+      |      |      |       |           |
| 8- 3              | 0- 0     | 1- 2      | OVERALL        | 0- 0       | 0- 0        | 7- 1          |      |      |       |           |
| 4- 0              | 0- 0     | 1- 0      | HOME           | 0- 0       | 0- 0        | 3- 0          |      |      |       |           |
| 4- 3              | 0- 0     | 0- 0      | AWAY           | 0- 0       | 0- 0        | 4- 0          |      |      |       |           |
| 0- 0              | 0- 0     | 0- 0      | NEUTRAL        | 0- 0       | 0- 0        | 0- 0          |      |      |       |           |
| 8- 3              | 0- 0     | 1- 2      | NON-CONFERENCE | 0- 0       | 0- 0        | 7- 1          |      |      |       |           |
| 4- 0              | 0- 0     | 1- 0      | HOME           | 0- 0       | 0- 0        | 3- 0          |      |      |       |           |
| 4- 3              | 0- 0     | 0- 2      | AWAY           | 0- 0       | 0- 0        | 4- 1          |      |      |       |           |
| 0- 0              | 0- 0     | 0- 0      | NEUTRAL        | 0- 0       | 0- 0        | 0- 0          |      |      |       |           |
| 0- 0              | 0- 0     | 0- 0      | CONFERENCE     | 0- 0       | 0- 0        | 0- 0          |      |      |       |           |
| 0- 0              | 0- 0     | 0- 0      | HOME           | 0- 0       | 0- 0        | 0- 0          |      |      |       |           |
| 0- 0              | 0- 0     | 0- 0      | AWAY           | 0- 0       | 0- 0        | 0- 0          |      |      |       |           |
| 0- 0              | 0- 0     | 0- 0      | NEUTRAL        | 0- 0       | 0- 0        | 0- 0          |      |      |       |           |

| RPI 1-25                  |   |          |       | RPI 26-50 |   |                |       | RPI 51-100 |   |          |       | Team's RPI: 64 |   | RPI 101+        |       |  |  |
|---------------------------|---|----------|-------|-----------|---|----------------|-------|------------|---|----------|-------|----------------|---|-----------------|-------|--|--|
| RPI                       | S | Opponent | Score | RPI       | S | Opponent       | Score | RPI        | S | Opponent | Score | RPI            | S | Opponent        | Score |  |  |
|                           |   |          |       | 26        | A | North Carolina | 50 65 |            |   |          |       | 157            | H | Cleveland St.   | 77 66 |  |  |
|                           |   |          |       | 27        | A | Elon           | 58 64 |            |   |          |       | 171            | H | Manhattan       | 69 64 |  |  |
|                           |   |          |       | 38        | H | Drexel         | 78 66 |            |   |          |       | 188            | A | Akron           | 61 47 |  |  |
|                           |   |          |       |           |   |                |       |            |   |          |       | 191            | A | Binghamton      | 67 57 |  |  |
|                           |   |          |       |           |   |                |       |            |   |          |       | 193            | A | Rutgers         | 53 57 |  |  |
|                           |   |          |       |           |   |                |       |            |   |          |       | 194            | A | St. Bonaventure | 57 35 |  |  |
|                           |   |          |       |           |   |                |       |            |   |          |       | 199            | A | Saint Joseph's  | 64 61 |  |  |
|                           |   |          |       |           |   |                |       |            |   |          |       | 334            | H | NJIT            | 67 36 |  |  |
| LAST 12 Division I GAMES: |   |          |       |           |   |                |       |            |   |          |       |                |   |                 |       |  |  |
|                           |   |          |       | 171       | H | Manhattan      | 69 64 |            |   |          |       | 157            | H | Cleveland St.   | 77 66 |  |  |
|                           |   |          |       | 26        | A | North Carolina | 50 65 |            |   |          |       | 194            | A | St. Bonaventure | 57 35 |  |  |
|                           |   |          |       | 334       | H | NJIT           | 67 36 |            |   |          |       | 193            | A | Rutgers         | 53 57 |  |  |
|                           |   |          |       | 199       | A | Saint Joseph's | 64 61 |            |   |          |       | 188            | A | Akron           | 61 47 |  |  |
|                           |   |          |       | 191       | A | Binghamton     | 67 57 |            |   |          |       | 38             | H | Drexel          | 78 66 |  |  |
|                           |   |          |       |           |   |                |       |            |   |          |       | 27             | A | Elon            | 58 64 |  |  |

Non-Div I Games:

Bucknell

## Buffalo

Through Games Of Dec. 23, 2016

|                   |          |           |                |            |             |               |      |      |       |           |
|-------------------|----------|-----------|----------------|------------|-------------|---------------|------|------|-------|-----------|
| Average RPI Win:  | 157      | WON-LOST  | WINNING        | LAST 10    | STRENGTH OF | OPP. STRENGTH | TEAM | ADJ. | CONF. | ADJ CONF. |
| Average RPI Loss: | 0        | RECORD    | PCT. RANK      | GAMES      | SCHEDULE    | OF SCHEDULE   | RPI  | RPI  | RPI   | RPI       |
| DIV. I ONLY       | 9- 0     | 1         | 9- 0           | 173        | 49          | 16            | 16   | 9    | 9     |           |
| DIV. I NON-CONF.  | 9- 0     | 1         | 9- 0           | 173        | 49          | 16            | 16   | 9    | 9     |           |
| TOTALS            | RPI 1-25 | RPI 26-50 | W-L RECORDS    | RPI 51-100 | RPI 101-150 | RPI 150+      |      |      |       |           |
| 9- 0              | 0- 0     | 0- 0      | OVERALL        | 3- 0       | 1- 0        | 5- 0          |      |      |       |           |
| 7- 0              | 0- 0     | 0- 0      | HOME           | 2- 0       | 1- 0        | 4- 0          |      |      |       |           |
| 2- 0              | 0- 0     | 0- 0      | AWAY           | 1- 0       | 0- 0        | 1- 0          |      |      |       |           |
| 0- 0              | 0- 0     | 0- 0      | NEUTRAL        | 0- 0       | 0- 0        | 0- 0          |      |      |       |           |
| 9- 0              | 0- 0     | 0- 0      | NON-CONFERENCE | 3- 0       | 1- 0        | 5- 0          |      |      |       |           |
| 7- 0              | 0- 0     | 0- 0      | HOME           | 2- 0       | 1- 0        | 4- 0          |      |      |       |           |
| 2- 0              | 0- 0     | 0- 0      | AWAY           | 1- 0       | 0- 0        | 1- 0          |      |      |       |           |
| 0- 0              | 0- 0     | 0- 0      | NEUTRAL        | 0- 0       | 0- 0        | 0- 0          |      |      |       |           |
| 0- 0              | 0- 0     | 0- 0      | CONFERENCE     | 0- 0       | 0- 0        | 0- 0          |      |      |       |           |
| 0- 0              | 0- 0     | 0- 0      | HOME           | 0- 0       | 0- 0        | 0- 0          |      |      |       |           |
| 0- 0              | 0- 0     | 0- 0      | AWAY           | 0- 0       | 0- 0        | 0- 0          |      |      |       |           |
| 0- 0              | 0- 0     | 0- 0      | NEUTRAL        | 0- 0       | 0- 0        | 0- 0          |      |      |       |           |

| RPI 1-25                  |   |          |       | Team's RPI: 16 |   | RPI 26-50       |       |     |   | RPI 51-100   |       |     |   | RPI 101+        |       |  |  |
|---------------------------|---|----------|-------|----------------|---|-----------------|-------|-----|---|--------------|-------|-----|---|-----------------|-------|--|--|
| RPI                       | S | Opponent | Score | RPI            | S | Opponent        | Score | RPI | S | Opponent     | Score | RPI | S | Opponent        | Score |  |  |
|                           |   |          |       |                |   |                 |       | 65  | A | Duquesne     | 71 69 | 106 | H | Hofstra         | 74 50 |  |  |
|                           |   |          |       |                |   |                 |       | 81  | H | UCF          | 66 65 | 171 | H | Manhattan       | 73 39 |  |  |
|                           |   |          |       |                |   |                 |       | 84  | H | Niagara      | 73 63 | 190 | H | Sacred Heart    | 76 55 |  |  |
|                           |   |          |       |                |   |                 |       |     |   |              |       | 194 | H | St. Bonaventure | 68 47 |  |  |
|                           |   |          |       |                |   |                 |       |     |   |              |       | 258 | H | Massachusetts   | 61 47 |  |  |
|                           |   |          |       |                |   |                 |       |     |   |              |       | 263 | A | Canisius        | 65 52 |  |  |
| LAST 12 Division I GAMES: |   |          |       |                |   |                 |       |     |   |              |       |     |   |                 |       |  |  |
|                           |   |          |       | 194            | H | St. Bonaventure | 68 47 | 106 | H | Hofstra      | 74 50 |     |   |                 |       |  |  |
|                           |   |          |       | 263            | A | Canisius        | 65 52 | 81  | H | UCF          | 66 65 |     |   |                 |       |  |  |
|                           |   |          |       | 258            | H | Massachusetts   | 61 47 | 190 | H | Sacred Heart | 76 55 |     |   |                 |       |  |  |
|                           |   |          |       |                |   |                 |       | 65  | A | Duquesne     | 71 69 |     |   |                 |       |  |  |
|                           |   |          |       |                |   |                 |       | 171 | H | Manhattan    | 73 39 |     |   |                 |       |  |  |
|                           |   |          |       |                |   |                 |       | 84  | H | Niagara      | 73 63 |     |   |                 |       |  |  |

Non-Div I Games:

Buffalo

■ Loss, 
 ■ Non-Conf, S Site, 
 ■ Home 
 ■ Away 
 N Neutral

|                   |          |           |                |            |             |               |      |      |       |           |
|-------------------|----------|-----------|----------------|------------|-------------|---------------|------|------|-------|-----------|
| Average RPI Win:  | 231      | WON-LOST  | WINNING        | LAST 10    | STRENGTH OF | OPP. STRENGTH | TEAM | ADJ. | CONF. | ADJ CONF. |
| Average RPI Loss: | 130      | RECORD    | PCT. RANK      | GAMES      | SCHEDULE    | OF SCHEDULE   | RPI  | RPI  | RPI   | RPI       |
| DIV. I ONLY       | 3- 8     | 259       | 3- 7           | 52         | 282         | 224           | 224  | 6    | 6     |           |
| DIV. I NON-CONF.  | 3- 8     | 259       | 3- 8           | 52         | 280         | 225           | 225  | 6    | 6     |           |
| TOTALS            | RPI 1-25 | RPI 26-50 | W-L RECORDS    | RPI 51-100 | RPI 101-150 | RPI 150+      |      |      |       |           |
| 3- 8              | 0- 1     | 0- 1      | OVERALL        | 0- 2       | 1- 0        | 2- 4          |      |      |       |           |
| 3- 4              | 0- 0     | 0- 1      | HOME           | 0- 1       | 1- 0        | 2- 2          |      |      |       |           |
| 0- 4              | 0- 1     | 0- 0      | AWAY           | 0- 1       | 0- 0        | 0- 2          |      |      |       |           |
| 0- 0              | 0- 0     | 0- 0      | NEUTRAL        | 0- 0       | 0- 0        | 0- 0          |      |      |       |           |
| 3- 8              | 0- 1     | 0- 1      | NON-CONFERENCE | 0- 2       | 1- 0        | 2- 4          |      |      |       |           |
| 3- 4              | 0- 0     | 0- 1      | HOME           | 0- 1       | 1- 0        | 2- 2          |      |      |       |           |
| 0- 4              | 0- 1     | 0- 0      | AWAY           | 0- 1       | 0- 0        | 0- 2          |      |      |       |           |
| 0- 0              | 0- 0     | 0- 0      | NEUTRAL        | 0- 0       | 0- 0        | 0- 0          |      |      |       |           |
| 0- 0              | 0- 0     | 0- 0      | CONFERENCE     | 0- 0       | 0- 0        | 0- 0          |      |      |       |           |
| 0- 0              | 0- 0     | 0- 0      | HOME           | 0- 0       | 0- 0        | 0- 0          |      |      |       |           |
| 0- 0              | 0- 0     | 0- 0      | AWAY           | 0- 0       | 0- 0        | 0- 0          |      |      |       |           |
| 0- 0              | 0- 0     | 0- 0      | NEUTRAL        | 0- 0       | 0- 0        | 0- 0          |      |      |       |           |

| RPI 1-25                  |   |             |       | RPI 26-50 |   |            |       | RPI 51-100 |   |          |       | RPI 101+ Team's RPI: 224 |   |             |       |
|---------------------------|---|-------------|-------|-----------|---|------------|-------|------------|---|----------|-------|--------------------------|---|-------------|-------|
| RPI                       | S | Opponent    | Score | RPI       | S | Opponent   | Score | RPI        | S | Opponent | Score | RPI                      | S | Opponent    | Score |
| 10                        | A | Green Bay   | 34 61 | 39        | H | South Fla. | 59 74 | 81         | H | UCF      | 59 66 | 144                      | H | Indiana St. | 66 48 |
|                           |   |             |       |           |   |            |       | 91         | A | Arkansas | 50 68 | 151                      | A | TCU         | 47 73 |
|                           |   |             |       |           |   |            |       |            |   |          |       | 175                      | A | Wisconsin   | 55 60 |
|                           |   |             |       |           |   |            |       |            |   |          |       | 218                      | H | Bradley     | 58 56 |
|                           |   |             |       |           |   |            |       |            |   |          |       | 242                      | H | Ball St.    | 50 74 |
|                           |   |             |       |           |   |            |       |            |   |          |       | 252                      | H | ETSU        | 59 68 |
|                           |   |             |       |           |   |            |       |            |   |          |       | 331                      | H | Fort Wayne  | 70 64 |
| LAST 12 Division I GAMES: |   |             |       |           |   |            |       |            |   |          |       |                          |   |             |       |
| 10                        | A | Green Bay   | 34 61 | 151       | A | TCU        | 47 73 |            |   |          |       |                          |   |             |       |
| 144                       | H | Indiana St. | 66 48 | 81        | H | UCF        | 59 66 |            |   |          |       |                          |   |             |       |
| 91                        | A | Arkansas    | 50 68 | 175       | A | Wisconsin  | 55 60 |            |   |          |       |                          |   |             |       |
| 242                       | H | Ball St.    | 50 74 | 331       | H | Fort Wayne | 70 64 |            |   |          |       |                          |   |             |       |
| 39                        | H | South Fla.  | 59 74 | 218       | H | Bradley    | 58 56 |            |   |          |       |                          |   |             |       |
|                           |   |             |       | 252       | H | ETSU       | 59 68 |            |   |          |       |                          |   |             |       |

Non-Div I Games:

Butler

■ Loss, 
■ Non-Conf, S Site, 
■ Home 
■ Away 
N Neutral

CSU Bakersfield

Through Games Of Dec. 23, 2016

|                   |          |           |                |            |             |               |      |      |       |           |
|-------------------|----------|-----------|----------------|------------|-------------|---------------|------|------|-------|-----------|
| Average RPI Win:  | 280      | WON-LOST  | WINNING        | LAST 10    | STRENGTH OF | OPP. STRENGTH | TEAM | ADJ. | CONF. | ADJ CONF. |
| Average RPI Loss: | 119      | RECORD    | PCT. RANK      | GAMES      | SCHEDULE    | OF SCHEDULE   | RPI  | RPI  | RPI   | RPI       |
| DIV. I ONLY       | 2- 8     | 285       | 1- 7           | 213        | 95          | 286           | 286  | 30   | 30    |           |
| DIV. I NON-CONF.  | 2- 8     | 285       | 2- 8           | 214        | 96          | 284           | 284  | 30   | 30    |           |
| TOTALS            | RPI 1-25 | RPI 26-50 | W-L RECORDS    | RPI 51-100 | RPI 101-150 | RPI 150+      |      |      |       |           |
| 2- 8              | 0- 1     | 0- 3      | OVERALL        | 0- 0       | 0- 2        | 2- 2          |      |      |       |           |
| 1- 4              | 0- 0     | 0- 2      | HOME           | 0- 0       | 0- 2        | 1- 0          |      |      |       |           |
| 1- 4              | 0- 1     | 0- 1      | AWAY           | 0- 0       | 0- 0        | 1- 2          |      |      |       |           |
| 0- 0              | 0- 0     | 0- 0      | NEUTRAL        | 0- 0       | 0- 0        | 0- 0          |      |      |       |           |
| 2- 8              | 0- 1     | 0- 3      | NON-CONFERENCE | 0- 0       | 0- 2        | 2- 2          |      |      |       |           |
| 1- 4              | 0- 0     | 0- 2      | HOME           | 0- 0       | 0- 2        | 1- 0          |      |      |       |           |
| 1- 4              | 0- 1     | 0- 1      | AWAY           | 0- 0       | 0- 0        | 1- 2          |      |      |       |           |
| 0- 0              | 0- 0     | 0- 0      | NEUTRAL        | 0- 0       | 0- 0        | 0- 0          |      |      |       |           |
| 0- 0              | 0- 0     | 0- 0      | CONFERENCE     | 0- 0       | 0- 0        | 0- 0          |      |      |       |           |
| 0- 0              | 0- 0     | 0- 0      | HOME           | 0- 0       | 0- 0        | 0- 0          |      |      |       |           |
| 0- 0              | 0- 0     | 0- 0      | AWAY           | 0- 0       | 0- 0        | 0- 0          |      |      |       |           |
| 0- 0              | 0- 0     | 0- 0      | NEUTRAL        | 0- 0       | 0- 0        | 0- 0          |      |      |       |           |

| RPI 1-25                  |   |              |       | RPI 26-50 |   |               |       | RPI 51-100 |   |          |       | RPI 101+ Team's RPI: 286 |   |               |       |
|---------------------------|---|--------------|-------|-----------|---|---------------|-------|------------|---|----------|-------|--------------------------|---|---------------|-------|
| RPI                       | S | Opponent     | Score | RPI       | S | Opponent      | Score | RPI        | S | Opponent | Score | RPI                      | S | Opponent      | Score |
| 23                        | A | California   | 63 86 | 36        | H | Stanford      | 56 77 |            |   |          |       | 101                      | H | UC Riverside  | 66 71 |
|                           |   |              |       | 46        | A | Oregon        | 62 77 |            |   |          |       | 133                      | H | Southern Utah | 59 65 |
|                           |   |              |       | 47        | H | South Dakota  | 60 75 |            |   |          |       | 232                      | A | Pacific       | 61 91 |
|                           |   |              |       |           |   |               |       |            |   |          |       | 249                      | H | Hawaii        | 58 51 |
|                           |   |              |       |           |   |               |       |            |   |          |       | 310                      | A | UC Irvine     | 86 66 |
|                           |   |              |       |           |   |               |       |            |   |          |       | 335                      | A | Pepperdine    | 57 62 |
| LAST 12 Division I GAMES: |   |              |       |           |   |               |       |            |   |          |       |                          |   |               |       |
| 335                       | A | Pepperdine   | 57 62 | 23        | A | California    | 63 86 |            |   |          |       |                          |   |               |       |
| 310                       | A | UC Irvine    | 86 66 | 46        | A | Oregon        | 62 77 |            |   |          |       |                          |   |               |       |
| 101                       | H | UC Riverside | 66 71 | 133       | H | Southern Utah | 59 65 |            |   |          |       |                          |   |               |       |
| 232                       | A | Pacific      | 61 91 | 249       | H | Hawaii        | 58 51 |            |   |          |       |                          |   |               |       |
| 36                        | H | Stanford     | 56 77 |           |   |               |       |            |   |          |       |                          |   |               |       |
| 47                        | H | South Dakota | 60 75 |           |   |               |       |            |   |          |       |                          |   |               |       |

Non-Div I Games: Stanislaus St. 78 51 Fresno Pacific 84 61

CSU Bakersfield

Loss, Non-Conf, S Site, H Home A Away N Neutral

|                   |          |           |                |            |             |               |      |      |       |           |
|-------------------|----------|-----------|----------------|------------|-------------|---------------|------|------|-------|-----------|
| Average RPI Win:  | 190      | WON-LOST  | WINNING        | LAST 10    | STRENGTH OF | OPP. STRENGTH | TEAM | ADJ. | CONF. | ADJ CONF. |
| Average RPI Loss: | 90       | RECORD    | PCT. RANK      | GAMES      | SCHEDULE    | OF SCHEDULE   | RPI  | RPI  | RPI   | RPI       |
| DIV. I ONLY       | 6- 6     | 160       | 5- 5           | 88         | 138         | 128           | 128  | 21   | 21    |           |
| DIV. I NON-CONF.  | 6- 6     | 161       | 6- 6           | 90         | 139         | 129           | 129  | 21   | 21    |           |
| TOTALS            | RPI 1-25 | RPI 26-50 | W-L RECORDS    | RPI 51-100 | RPI 101-150 | RPI 150+      |      |      |       |           |
| 6- 6              | 0- 1     | 0- 2      | OVERALL        | 0- 0       | 2- 2        | 4- 1          |      |      |       |           |
| 2- 4              | 0- 0     | 0- 1      | HOME           | 0- 0       | 0- 2        | 2- 1          |      |      |       |           |
| 4- 2              | 0- 1     | 0- 1      | AWAY           | 0- 0       | 2- 0        | 2- 0          |      |      |       |           |
| 0- 0              | 0- 0     | 0- 0      | NEUTRAL        | 0- 0       | 0- 0        | 0- 0          |      |      |       |           |
| 6- 6              | 0- 1     | 0- 2      | NON-CONFERENCE | 0- 0       | 2- 2        | 4- 1          |      |      |       |           |
| 2- 4              | 0- 0     | 0- 1      | HOME           | 0- 0       | 0- 2        | 2- 1          |      |      |       |           |
| 4- 2              | 0- 1     | 0- 1      | AWAY           | 0- 0       | 2- 0        | 2- 0          |      |      |       |           |
| 0- 0              | 0- 0     | 0- 0      | NEUTRAL        | 0- 0       | 0- 0        | 0- 0          |      |      |       |           |
| 0- 0              | 0- 0     | 0- 0      | CONFERENCE     | 0- 0       | 0- 0        | 0- 0          |      |      |       |           |
| 0- 0              | 0- 0     | 0- 0      | HOME           | 0- 0       | 0- 0        | 0- 0          |      |      |       |           |
| 0- 0              | 0- 0     | 0- 0      | AWAY           | 0- 0       | 0- 0        | 0- 0          |      |      |       |           |
| 0- 0              | 0- 0     | 0- 0      | NEUTRAL        | 0- 0       | 0- 0        | 0- 0          |      |      |       |           |

| RPI 1-25                  |   |                |        | RPI 26-50 |   |                 |       | RPI 51-100 |   |          |       | RPI 101+ Team's RPI: 128 |   |                 |       |
|---------------------------|---|----------------|--------|-----------|---|-----------------|-------|------------|---|----------|-------|--------------------------|---|-----------------|-------|
| RPI                       | S | Opponent       | Score  | RPI       | S | Opponent        | Score | RPI        | S | Opponent | Score | RPI                      | S | Opponent        | Score |
| 12                        | A | Washington     | 44 101 | 31        | H | Michigan St.    | 59 63 |            |   |          |       | 108                      | A | St. Mary's (CA) | 73 61 |
|                           |   |                |        | 36        | A | Stanford        | 54 88 |            |   |          |       | 131                      | A | Fresno St.      | 61 57 |
|                           |   |                |        |           |   |                 |       |            |   |          |       | 133                      | H | Southern Utah   | 71 77 |
|                           |   |                |        |           |   |                 |       |            |   |          |       | 137                      | H | Eastern Wash.   | 57 71 |
|                           |   |                |        |           |   |                 |       |            |   |          |       | 161                      | H | Detroit         | 76 67 |
|                           |   |                |        |           |   |                 |       |            |   |          |       | 189                      | H | San Diego       | 67 76 |
|                           |   |                |        |           |   |                 |       |            |   |          |       | 203                      | A | Weber St.       | 89 78 |
|                           |   |                |        |           |   |                 |       |            |   |          |       | 235                      | H | Portland St.    | 99 72 |
|                           |   |                |        |           |   |                 |       |            |   |          |       | 300                      | A | Northern Ariz.  | 83 79 |
| LAST 12 Division I GAMES: |   |                |        |           |   |                 |       |            |   |          |       |                          |   |                 |       |
| 203                       | A | Weber St.      | 89 78  | 133       | H | Southern Utah   | 71 77 |            |   |          |       |                          |   |                 |       |
| 12                        | A | Washington     | 44 101 | 108       | A | St. Mary's (CA) | 73 61 |            |   |          |       |                          |   |                 |       |
| 137                       | H | Eastern Wash.  | 57 71  | 36        | A | Stanford        | 54 88 |            |   |          |       |                          |   |                 |       |
| 300                       | A | Northern Ariz. | 83 79  | 131       | A | Fresno St.      | 61 57 |            |   |          |       |                          |   |                 |       |
| 31                        | H | Michigan St.   | 59 63  | 189       | H | San Diego       | 67 76 |            |   |          |       |                          |   |                 |       |
| 161                       | H | Detroit        | 76 67  | 235       | H | Portland St.    | 99 72 |            |   |          |       |                          |   |                 |       |

Non-Div I Games:

CSUN

■ Loss, 
 ■ Non-Conf, 
 ■ S Site, 
 ■ H Home 
 ■ A Away 
 N Neutral

|                   |          |           |                |            |             |               |      |      |       |           |
|-------------------|----------|-----------|----------------|------------|-------------|---------------|------|------|-------|-----------|
| Average RPI Win:  | 323      | WON-LOST  | WINNING        | LAST 10    | STRENGTH OF | OPP. STRENGTH | TEAM | ADJ. | CONF. | ADJ CONF. |
| Average RPI Loss: | 123      | RECORD    | PCT. RANK      | GAMES      | SCHEDULE    | OF SCHEDULE   | RPI  | RPI  | RPI   | RPI       |
| DIV. I ONLY       | 4- 7     | 221       | 4- 6           | 277        | 216         | 294           | 294  | 21   | 21    |           |
| DIV. I NON-CONF.  | 4- 7     | 221       | 4- 7           | 280        | 214         | 293           | 293  | 21   | 21    |           |
| TOTALS            | RPI 1-25 | RPI 26-50 | W-L RECORDS    | RPI 51-100 | RPI 101-150 | RPI 150+      |      |      |       |           |
| 4- 7              | 0- 0     | 0- 2      | OVERALL        | 0- 0       | 0- 3        | 4- 2          |      |      |       |           |
| 4- 2              | 0- 0     | 0- 0      | HOME           | 0- 0       | 0- 1        | 4- 1          |      |      |       |           |
| 0- 5              | 0- 0     | 0- 2      | AWAY           | 0- 0       | 0- 2        | 0- 1          |      |      |       |           |
| 0- 0              | 0- 0     | 0- 0      | NEUTRAL        | 0- 0       | 0- 0        | 0- 0          |      |      |       |           |
| 4- 7              | 0- 0     | 0- 2      | NON-CONFERENCE | 0- 0       | 0- 3        | 4- 2          |      |      |       |           |
| 4- 2              | 0- 0     | 0- 0      | HOME           | 0- 0       | 0- 1        | 4- 1          |      |      |       |           |
| 0- 5              | 0- 0     | 0- 2      | AWAY           | 0- 0       | 0- 2        | 0- 1          |      |      |       |           |
| 0- 0              | 0- 0     | 0- 0      | NEUTRAL        | 0- 0       | 0- 0        | 0- 0          |      |      |       |           |
| 0- 0              | 0- 0     | 0- 0      | CONFERENCE     | 0- 0       | 0- 0        | 0- 0          |      |      |       |           |
| 0- 0              | 0- 0     | 0- 0      | HOME           | 0- 0       | 0- 0        | 0- 0          |      |      |       |           |
| 0- 0              | 0- 0     | 0- 0      | AWAY           | 0- 0       | 0- 0        | 0- 0          |      |      |       |           |
| 0- 0              | 0- 0     | 0- 0      | NEUTRAL        | 0- 0       | 0- 0        | 0- 0          |      |      |       |           |

| RPI S                     | Opponent           | Score | RPI S | Opponent         | Score | RPI S | Opponent | Score | RPI S | Opponent           | Score | Team's RPI: 294 |
|---------------------------|--------------------|-------|-------|------------------|-------|-------|----------|-------|-------|--------------------|-------|-----------------|
| 30                        | A UCLA             | 64 80 | 36    | A Stanford       | 55 83 |       |          |       | 108   | H St. Mary's (CA)  | 71 79 |                 |
|                           |                    |       |       |                  |       |       |          |       | 112   | A Montana St.      | 52 71 |                 |
|                           |                    |       |       |                  |       |       |          |       | 142   | A Grand Canyon     | 59 64 |                 |
|                           |                    |       |       |                  |       |       |          |       | 177   | H San Francisco    | 67 73 |                 |
|                           |                    |       |       |                  |       |       |          |       | 256   | A Sacramento St.   | 96 97 |                 |
|                           |                    |       |       |                  |       |       |          |       | 300   | H Northern Ariz.   | 58 53 |                 |
|                           |                    |       |       |                  |       |       |          |       | 327   | H Utah Valley      | 77 65 |                 |
|                           |                    |       |       |                  |       |       |          |       | 329   | H North Dakota St. | 73 46 |                 |
|                           |                    |       |       |                  |       |       |          |       | 335   | H Pepperdine       | 62 52 |                 |
| LAST 12 Division I GAMES: |                    |       |       |                  |       |       |          |       |       |                    |       |                 |
| 142                       | A Grand Canyon     | 59 64 | 112   | A Montana St.    | 52 71 |       |          |       |       |                    |       |                 |
| 335                       | H Pepperdine       | 62 52 | 177   | H San Francisco  | 67 73 |       |          |       |       |                    |       |                 |
| 108                       | H St. Mary's (CA)  | 71 79 | 300   | H Northern Ariz. | 58 53 |       |          |       |       |                    |       |                 |
| 327                       | H Utah Valley      | 77 65 | 256   | A Sacramento St. | 96 97 |       |          |       |       |                    |       |                 |
| 329                       | H North Dakota St. | 73 46 | 36    | A Stanford       | 55 83 |       |          |       |       |                    |       |                 |
| 30                        | A UCLA             | 64 80 |       |                  |       |       |          |       |       |                    |       |                 |

Non-Div I Games:

Cal Poly

■ Loss, 
 ■ Non-Conf, 
 ■ S Site, 
 ■ H Home 
 ■ A Away 
 N Neutral

|                   |          |           |                |            |             |               |      |      |       |           |
|-------------------|----------|-----------|----------------|------------|-------------|---------------|------|------|-------|-----------|
| Average RPI Win:  | 343      | WON-LOST  | WINNING        | LAST 10    | STRENGTH OF | OPP. STRENGTH | TEAM | ADJ. | CONF. | ADJ CONF. |
| Average RPI Loss: | 215      | RECORD    | PCT. RANK      | GAMES      | SCHEDULE    | OF SCHEDULE   | RPI  | RPI  | RPI   | RPI       |
| DIV. I ONLY       | 1- 9     | 322       | 1- 8           | 342        | 303         | 349           | 349  | 21   | 21    |           |
| DIV. I NON-CONF.  | 1- 9     | 322       | 1- 9           | 342        | 303         | 349           | 349  | 21   | 21    |           |
| TOTALS            | RPI 1-25 | RPI 26-50 | W-L RECORDS    | RPI 51-100 | RPI 101-150 | RPI 150+      |      |      |       |           |
| 1- 9              | 0- 0     | 0- 0      | OVERALL        | 0- 1       | 0- 2        | 1- 6          |      |      |       |           |
| 1- 4              | 0- 0     | 0- 0      | HOME           | 0- 1       | 0- 0        | 1- 3          |      |      |       |           |
| 0- 5              | 0- 0     | 0- 0      | AWAY           | 0- 0       | 0- 2        | 0- 3          |      |      |       |           |
| 0- 0              | 0- 0     | 0- 0      | NEUTRAL        | 0- 0       | 0- 0        | 0- 0          |      |      |       |           |
| 1- 9              | 0- 0     | 0- 0      | NON-CONFERENCE | 0- 1       | 0- 2        | 1- 6          |      |      |       |           |
| 1- 4              | 0- 0     | 0- 0      | HOME           | 0- 1       | 0- 0        | 1- 3          |      |      |       |           |
| 0- 5              | 0- 0     | 0- 0      | AWAY           | 0- 0       | 0- 2        | 0- 3          |      |      |       |           |
| 0- 0              | 0- 0     | 0- 0      | NEUTRAL        | 0- 0       | 0- 0        | 0- 0          |      |      |       |           |
| 0- 0              | 0- 0     | 0- 0      | CONFERENCE     | 0- 0       | 0- 0        | 0- 0          |      |      |       |           |
| 0- 0              | 0- 0     | 0- 0      | HOME           | 0- 0       | 0- 0        | 0- 0          |      |      |       |           |
| 0- 0              | 0- 0     | 0- 0      | AWAY           | 0- 0       | 0- 0        | 0- 0          |      |      |       |           |
| 0- 0              | 0- 0     | 0- 0      | NEUTRAL        | 0- 0       | 0- 0        | 0- 0          |      |      |       |           |

| RPI 1-25                  |   |          |       | RPI 26-50 |   |                  |       | RPI 51-100 |   |          |       | RPI 101+      |     |          |                  | Team's RPI: 349 |     |
|---------------------------|---|----------|-------|-----------|---|------------------|-------|------------|---|----------|-------|---------------|-----|----------|------------------|-----------------|-----|
| RPI                       | S | Opponent | Score | RPI       | S | Opponent         | Score | RPI        | S | Opponent | Score | RPI           | S   | Opponent | Score            |                 |     |
|                           |   |          |       |           |   |                  |       | 92         | H | Idaho    | 86    | 88            | 120 | A        | Wyoming          | 26              | 61  |
|                           |   |          |       |           |   |                  |       |            |   |          |       |               | 137 | A        | Eastern Wash.    | 67              | 84  |
|                           |   |          |       |           |   |                  |       |            |   |          |       |               | 189 | A        | San Diego        | 50              | 103 |
|                           |   |          |       |           |   |                  |       |            |   |          |       |               | 231 | H        | Loyola Marymount | 62              | 77  |
|                           |   |          |       |           |   |                  |       |            |   |          |       |               | 235 | A        | Portland St.     | 73              | 81  |
|                           |   |          |       |           |   |                  |       |            |   |          |       |               | 261 | H        | San Diego St.    | 61              | 71  |
|                           |   |          |       |           |   |                  |       |            |   |          |       |               | 335 | H        | Pepperdine       | 58              | 69  |
|                           |   |          |       |           |   |                  |       |            |   |          |       |               | 339 | A        | Denver           | 58              | 77  |
|                           |   |          |       |           |   |                  |       |            |   |          |       |               | 343 | H        | Montana          | 72              | 56  |
| LAST 12 Division I GAMES: |   |          |       |           |   |                  |       |            |   |          |       |               |     |          |                  |                 |     |
|                           |   |          |       | 137       | A | Eastern Wash.    | 67    | 84         |   | 261      | H     | San Diego St. | 61  | 71       |                  |                 |     |
|                           |   |          |       | 231       | H | Loyola Marymount | 62    | 77         |   | 335      | H     | Pepperdine    | 58  | 69       |                  |                 |     |
|                           |   |          |       | 343       | H | Montana          | 72    | 56         |   | 235      | A     | Portland St.  | 73  | 81       |                  |                 |     |
|                           |   |          |       | 339       | A | Denver           | 58    | 77         |   | 189      | A     | San Diego     | 50  | 103      |                  |                 |     |
|                           |   |          |       | 120       | A | Wyoming          | 26    | 61         |   |          |       |               |     |          |                  |                 |     |
|                           |   |          |       | 92        | H | Idaho            | 86    | 88         |   |          |       |               |     |          |                  |                 |     |

Non-Div I Games: Whittier 97 49

Cal St. Fullerton

■ Loss, 
 ■ Non-Conf, 
 ■ S Site, 
 ■ H Home 
 ■ A Away 
 N Neutral

## California

Through Games Of Dec. 23, 2016

|                   |          |           |                |            |             |               |      |      |       |           |
|-------------------|----------|-----------|----------------|------------|-------------|---------------|------|------|-------|-----------|
| Average RPI Win:  | 162      | WON-LOST  | WINNING        | LAST 10    | STRENGTH OF | OPP. STRENGTH | TEAM | ADJ. | CONF. | ADJ CONF. |
| Average RPI Loss: | 0        | RECORD    | PCT. RANK      | GAMES      | SCHEDULE    | OF SCHEDULE   | RPI  | RPI  | RPI   | RPI       |
| DIV. I ONLY       | 12- 0    | 1         | 10- 0          | 215        | 29          | 23            | 23   | 2    | 2     |           |
| DIV. I NON-CONF.  | 12- 0    | 1         | 12- 0          | 216        | 29          | 23            | 23   | 2    | 2     |           |
| TOTALS            | RPI 1-25 | RPI 26-50 | W-L RECORDS    | RPI 51-100 | RPI 101-150 | RPI 150+      |      |      |       |           |
| 12- 0             | 1- 0     | 0- 0      | OVERALL        | 2- 0       | 4- 0        | 5- 0          |      |      |       |           |
| 7- 0              | 0- 0     | 0- 0      | HOME           | 2- 0       | 1- 0        | 4- 0          |      |      |       |           |
| 2- 0              | 0- 0     | 0- 0      | AWAY           | 0- 0       | 2- 0        | 0- 0          |      |      |       |           |
| 3- 0              | 1- 0     | 0- 0      | NEUTRAL        | 0- 0       | 1- 0        | 1- 0          |      |      |       |           |
| 12- 0             | 1- 0     | 0- 0      | NON-CONFERENCE | 2- 0       | 4- 0        | 5- 0          |      |      |       |           |
| 7- 0              | 0- 0     | 0- 0      | HOME           | 2- 0       | 1- 0        | 4- 0          |      |      |       |           |
| 2- 0              | 0- 0     | 0- 0      | AWAY           | 0- 0       | 2- 0        | 0- 0          |      |      |       |           |
| 3- 0              | 1- 0     | 0- 0      | NEUTRAL        | 0- 0       | 1- 0        | 1- 0          |      |      |       |           |
| 0- 0              | 0- 0     | 0- 0      | CONFERENCE     | 0- 0       | 0- 0        | 0- 0          |      |      |       |           |
| 0- 0              | 0- 0     | 0- 0      | HOME           | 0- 0       | 0- 0        | 0- 0          |      |      |       |           |
| 0- 0              | 0- 0     | 0- 0      | AWAY           | 0- 0       | 0- 0        | 0- 0          |      |      |       |           |
| 0- 0              | 0- 0     | 0- 0      | NEUTRAL        | 0- 0       | 0- 0        | 0- 0          |      |      |       |           |

| RPI 1-25                  |   |                 |       | Team's RPI: 23 |   | RPI 26-50       |       |     |   | RPI 51-100  |       |     |   | RPI 101+        |       |  |  |
|---------------------------|---|-----------------|-------|----------------|---|-----------------|-------|-----|---|-------------|-------|-----|---|-----------------|-------|--|--|
| RPI                       | S | Opponent        | Score | RPI            | S | Opponent        | Score | RPI | S | Opponent    | Score | RPI | S | Opponent        | Score |  |  |
| 21                        | N | Oklahoma        | 82 74 |                |   |                 |       | 65  | H | Duquesne    | 86 66 | 101 | H | UC Riverside    | 71 56 |  |  |
|                           |   |                 |       |                |   |                 |       | 87  | H | Santa Clara | 73 58 | 108 | A | St. Mary's (CA) | 74 67 |  |  |
|                           |   |                 |       |                |   |                 |       |     |   |             |       | 136 | A | Nebraska        | 86 65 |  |  |
|                           |   |                 |       |                |   |                 |       |     |   |             |       | 139 | N | Southern Miss.  | 71 51 |  |  |
|                           |   |                 |       |                |   |                 |       |     |   |             |       | 177 | H | San Francisco   | 75 52 |  |  |
|                           |   |                 |       |                |   |                 |       |     |   |             |       | 256 | H | Sacramento St.  | 97 73 |  |  |
|                           |   |                 |       |                |   |                 |       |     |   |             |       | 277 | N | Arkansas St.    | 80 55 |  |  |
|                           |   |                 |       |                |   |                 |       |     |   |             |       | 286 | H | CSU Bakersfield | 86 63 |  |  |
|                           |   |                 |       |                |   |                 |       |     |   |             |       | 287 | H | Lehigh          | 96 63 |  |  |
| LAST 12 Division I GAMES: |   |                 |       |                |   |                 |       |     |   |             |       |     |   |                 |       |  |  |
| 136                       | A | Nebraska        | 86 65 | 277            | N | Arkansas St.    | 80 55 |     |   |             |       |     |   |                 |       |  |  |
| 65                        | H | Duquesne        | 86 66 | 21             | N | Oklahoma        | 82 74 |     |   |             |       |     |   |                 |       |  |  |
| 177                       | H | San Francisco   | 75 52 | 139            | N | Southern Miss.  | 71 51 |     |   |             |       |     |   |                 |       |  |  |
| 286                       | H | CSU Bakersfield | 86 63 | 287            | H | Lehigh          | 96 63 |     |   |             |       |     |   |                 |       |  |  |
| 101                       | H | UC Riverside    | 71 56 | 256            | H | Sacramento St.  | 97 73 |     |   |             |       |     |   |                 |       |  |  |
| 87                        | H | Santa Clara     | 73 58 | 108            | A | St. Mary's (CA) | 74 67 |     |   |             |       |     |   |                 |       |  |  |

Non-Div I Games:

California

■ Loss, 
 ■ Non-Conf, S Site, 
 ■ Home 
 ■ Away 
 N Neutral



|                       |      |          |           |                |             |               |          |      |       |           |
|-----------------------|------|----------|-----------|----------------|-------------|---------------|----------|------|-------|-----------|
| Average RPI Win: 322  |      | WON-LOST | WINNING   | LAST 10        | STRENGTH OF | OPP. STRENGTH | TEAM     | ADJ. | CONF. | ADJ CONF. |
| Average RPI Loss: 174 |      | RECORD   | PCT. RANK | GAMES          | SCHEDULE    | OF SCHEDULE   | RPI      | RPI  | RPI   | RPI       |
| DIV. I ONLY           |      | 5- 3     | 121       | 5- 3           | 348         | 323           | 297      | 297  | 25    | 25        |
| DIV. I NON-CONF.      |      | 5- 3     | 120       | 5- 3           | 348         | 323           | 296      | 296  | 25    | 25        |
| TOTALS                |      | RPI 1-25 | RPI 26-50 | W-L RECORDS    | RPI 51-100  | RPI 101-150   | RPI 150+ |      |       |           |
| 5- 3                  | 0- 0 |          | 0- 0      | OVERALL        | 0- 0        | 0- 1          | 5- 2     |      |       |           |
| 1- 2                  | 0- 0 |          | 0- 0      | HOME           | 0- 0        | 0- 0          | 1- 2     |      |       |           |
| 2- 1                  | 0- 0 |          | 0- 0      | AWAY           | 0- 0        | 0- 1          | 2- 0     |      |       |           |
| 2- 0                  | 0- 0 |          | 0- 0      | NEUTRAL        | 0- 0        | 0- 0          | 2- 0     |      |       |           |
| 5- 3                  | 0- 0 |          | 0- 0      | NON-CONFERENCE | 0- 0        | 0- 1          | 5- 2     |      |       |           |
| 1- 2                  | 0- 0 |          | 0- 0      | HOME           | 0- 0        | 0- 0          | 1- 2     |      |       |           |
| 2- 1                  | 0- 0 |          | 0- 0      | AWAY           | 0- 0        | 0- 1          | 2- 0     |      |       |           |
| 2- 0                  | 0- 0 |          | 0- 0      | NEUTRAL        | 0- 0        | 0- 0          | 2- 0     |      |       |           |
| 0- 0                  | 0- 0 |          | 0- 0      | CONFERENCE     | 0- 0        | 0- 0          | 0- 0     |      |       |           |
| 0- 0                  | 0- 0 |          | 0- 0      | HOME           | 0- 0        | 0- 0          | 0- 0     |      |       |           |
| 0- 0                  | 0- 0 |          | 0- 0      | AWAY           | 0- 0        | 0- 0          | 0- 0     |      |       |           |
| 0- 0                  | 0- 0 |          | 0- 0      | NEUTRAL        | 0- 0        | 0- 0          | 0- 0     |      |       |           |

| RPI 1-25                  |   |          |       | RPI 26-50 |   |              |       | RPI 51-100 |     |          |                 | RPI 101+ |    |                 |       | Team's RPI: 297 |  |
|---------------------------|---|----------|-------|-----------|---|--------------|-------|------------|-----|----------|-----------------|----------|----|-----------------|-------|-----------------|--|
| RPI                       | S | Opponent | Score | RPI       | S | Opponent     | Score | RPI        | S   | Opponent | Score           | RPI      | S  | Opponent        | Score |                 |  |
|                           |   |          |       |           |   |              |       |            |     |          |                 | 104      | A  | Mercer          | 60    | 76              |  |
|                           |   |          |       |           |   |              |       |            |     |          |                 | 167      | H  | VCU             | 53    | 66              |  |
|                           |   |          |       |           |   |              |       |            |     |          |                 | 252      | H  | ETSU            | 55    | 56              |  |
|                           |   |          |       |           |   |              |       |            |     |          |                 | 298      | A  | USC Upstate     | 56    | 41              |  |
|                           |   |          |       |           |   |              |       |            |     |          |                 | 301      | A  | Western Caro.   | 50    | 48              |  |
|                           |   |          |       |           |   |              |       |            |     |          |                 | 321      | N  | Ark.-Pine Bluff | 51    | 31              |  |
|                           |   |          |       |           |   |              |       |            |     |          |                 | 342      | H  | N.C. Central    | 61    | 30              |  |
|                           |   |          |       |           |   |              |       |            |     |          |                 | 346      | N  | Morgan St.      | 62    | 51              |  |
|                           |   |          |       |           |   |              |       |            |     |          |                 |          |    |                 |       |                 |  |
| LAST 12 Division I GAMES: |   |          |       |           |   |              |       |            |     |          |                 |          |    |                 |       |                 |  |
|                           |   |          |       | 342       | H | N.C. Central | 61    | 30         | 346 | N        | Morgan St.      | 62       | 51 |                 |       |                 |  |
|                           |   |          |       | 167       | H | VCU          | 53    | 66         | 321 | N        | Ark.-Pine Bluff | 51       | 31 |                 |       |                 |  |
|                           |   |          |       | 104       | A | Mercer       | 60    | 76         | 298 | A        | USC Upstate     | 56       | 41 |                 |       |                 |  |
|                           |   |          |       |           |   |              |       |            | 252 | H        | ETSU            | 55       | 56 |                 |       |                 |  |
|                           |   |          |       |           |   |              |       |            | 301 | A        | Western Caro.   | 50       | 48 |                 |       |                 |  |

|                  |                   |    |    |             |    |    |
|------------------|-------------------|----|----|-------------|----|----|
| Non-Div I Games: | Saint Augustine's | 69 | 33 | St. Andrews | 94 | 39 |
|------------------|-------------------|----|----|-------------|----|----|

Campbell

Loss, Non-Conf, S Site, H Home A Away N Neutral

|                   |          |           |                |            |             |               |      |      |       |           |
|-------------------|----------|-----------|----------------|------------|-------------|---------------|------|------|-------|-----------|
| Average RPI Win:  | 210      | WON-LOST  | WINNING        | LAST 10    | STRENGTH OF | OPP. STRENGTH | TEAM | ADJ. | CONF. | ADJ CONF. |
| Average RPI Loss: | 145      | RECORD    | PCT. RANK      | GAMES      | SCHEDULE    | OF SCHEDULE   | RPI  | RPI  | RPI   | RPI       |
| DIV. I ONLY       | 2- 9     | 293       | 2- 8           | 95         | 274         | 263           | 263  | 18   | 18    |           |
| DIV. I NON-CONF.  | 1- 8     | 315       | 1- 8           | 120        | 250         | 271           | 271  | 17   | 17    |           |
| TOTALS            | RPI 1-25 | RPI 26-50 | W-L RECORDS    | RPI 51-100 | RPI 101-150 | RPI 150+      |      |      |       |           |
| 2- 9              | 0- 1     | 0- 0      | OVERALL        | 0- 0       | 0- 4        | 2- 4          |      |      |       |           |
| 1- 5              | 0- 1     | 0- 0      | HOME           | 0- 0       | 0- 2        | 1- 2          |      |      |       |           |
| 1- 4              | 0- 0     | 0- 0      | AWAY           | 0- 0       | 0- 2        | 1- 2          |      |      |       |           |
| 0- 0              | 0- 0     | 0- 0      | NEUTRAL        | 0- 0       | 0- 0        | 0- 0          |      |      |       |           |
| 1- 8              | 0- 1     | 0- 0      | NON-CONFERENCE | 0- 0       | 0- 3        | 1- 4          |      |      |       |           |
| 0- 4              | 0- 1     | 0- 0      | HOME           | 0- 0       | 0- 1        | 0- 2          |      |      |       |           |
| 1- 4              | 0- 0     | 0- 0      | AWAY           | 0- 0       | 0- 2        | 1- 2          |      |      |       |           |
| 0- 0              | 0- 0     | 0- 0      | NEUTRAL        | 0- 0       | 0- 0        | 0- 0          |      |      |       |           |
| 1- 1              | 0- 0     | 0- 0      | CONFERENCE     | 0- 0       | 0- 1        | 1- 0          |      |      |       |           |
| 1- 1              | 0- 0     | 0- 0      | HOME           | 0- 0       | 0- 1        | 1- 0          |      |      |       |           |
| 0- 0              | 0- 0     | 0- 0      | AWAY           | 0- 0       | 0- 0        | 0- 0          |      |      |       |           |
| 0- 0              | 0- 0     | 0- 0      | NEUTRAL        | 0- 0       | 0- 0        | 0- 0          |      |      |       |           |

| RPI 1-25                  |   |                 |       | RPI 26-50 |   |                  |       | RPI 51-100 |   |                    |       | RPI 101+ Team's RPI: 263 |   |                    |       |
|---------------------------|---|-----------------|-------|-----------|---|------------------|-------|------------|---|--------------------|-------|--------------------------|---|--------------------|-------|
| RPI                       | S | Opponent        | Score | RPI       | S | Opponent         | Score | RPI        | S | Opponent           | Score | RPI                      | S | Opponent           | Score |
| 16                        | H | Buffalo         | 52 65 |           |   |                  |       |            |   |                    |       | 110                      | H | Lamar University   | 51 65 |
|                           |   |                 |       |           |   |                  |       |            |   |                    |       | 111                      | H | Rider              | 70 71 |
|                           |   |                 |       |           |   |                  |       |            |   |                    |       | 114                      | A | Ohio St.           | 56 89 |
|                           |   |                 |       |           |   |                  |       |            |   |                    |       | 130                      | A | Cornell            | 43 60 |
|                           |   |                 |       |           |   |                  |       |            |   |                    |       | 188                      | H | Akron              | 64 73 |
|                           |   |                 |       |           |   |                  |       |            |   |                    |       | 194                      | A | St. Bonaventure    | 74 57 |
|                           |   |                 |       |           |   |                  |       |            |   |                    |       | 198                      | A | Morehead St.       | 68 77 |
|                           |   |                 |       |           |   |                  |       |            |   |                    |       | 208                      | A | Saint Francis (PA) | 74 95 |
|                           |   |                 |       |           |   |                  |       |            |   |                    |       | 225                      | H | Monmouth           | 74 54 |
|                           |   |                 |       |           |   |                  |       |            |   |                    |       | 227                      | H | Northeastern       | 59 83 |
| LAST 12 Division I GAMES: |   |                 |       |           |   |                  |       |            |   |                    |       |                          |   |                    |       |
| 130                       | A | Cornell         | 43 60 | 16        | H | Buffalo          | 52 65 | 111        | H | Rider              | 70 71 | 110                      | H | Lamar University   | 51 65 |
| 198                       | A | Morehead St.    | 68 77 | 225       | H | Monmouth         | 74 54 | 208        | A | Saint Francis (PA) | 74 95 | 188                      | H | Akron              | 64 73 |
| 114                       | A | Ohio St.        | 56 89 | 111       | H | Rider            | 70 71 |            |   |                    |       |                          |   |                    |       |
| 194                       | A | St. Bonaventure | 74 57 | 110       | H | Lamar University | 51 65 |            |   |                    |       |                          |   |                    |       |
| 227                       | H | Northeastern    | 59 83 |           |   |                  |       |            |   |                    |       |                          |   |                    |       |

Non-Div I Games:

Canisius

■ Loss, 
■ Non-Conf, S Site, 
■ Home 
■ Away 
N Neutral

## Central Ark.

Through Games Of Dec. 23, 2016

|                   |          |           |                |            |             |               |      |      |       |           |
|-------------------|----------|-----------|----------------|------------|-------------|---------------|------|------|-------|-----------|
| Average RPI Win:  | 272      | WON-LOST  | WINNING        | LAST 10    | STRENGTH OF | OPP. STRENGTH | TEAM | ADJ. | CONF. | ADJ CONF. |
| Average RPI Loss: | 39       | RECORD    | PCT. RANK      | GAMES      | SCHEDULE    | OF SCHEDULE   | RPI  | RPI  | RPI   | RPI       |
| DIV. I ONLY       | 4- 2     | 102       | 4- 2           | 341        | 16          | 164           | 164  | 28   | 28    |           |
| DIV. I NON-CONF.  | 4- 2     | 100       | 4- 2           | 341        | 16          | 166           | 166  | 28   | 28    |           |
| TOTALS            | RPI 1-25 | RPI 26-50 | W-L RECORDS    | RPI 51-100 | RPI 101-150 | RPI 150+      |      |      |       |           |
| 4- 2              | 0- 0     | 0- 2      | OVERALL        | 0- 0       | 0- 0        | 4- 0          |      |      |       |           |
| 1- 0              | 0- 0     | 0- 0      | HOME           | 0- 0       | 0- 0        | 1- 0          |      |      |       |           |
| 1- 2              | 0- 0     | 0- 1      | AWAY           | 0- 0       | 0- 0        | 1- 0          |      |      |       |           |
| 2- 0              | 0- 0     | 0- 0      | NEUTRAL        | 0- 0       | 0- 0        | 2- 0          |      |      |       |           |
| 4- 2              | 0- 0     | 0- 2      | NON-CONFERENCE | 0- 0       | 0- 0        | 4- 0          |      |      |       |           |
| 1- 0              | 0- 0     | 0- 0      | HOME           | 0- 0       | 0- 0        | 1- 0          |      |      |       |           |
| 1- 2              | 0- 0     | 0- 2      | AWAY           | 0- 0       | 0- 0        | 1- 0          |      |      |       |           |
| 2- 0              | 0- 0     | 0- 0      | NEUTRAL        | 0- 0       | 0- 0        | 2- 0          |      |      |       |           |
| 0- 0              | 0- 0     | 0- 0      | CONFERENCE     | 0- 0       | 0- 0        | 0- 0          |      |      |       |           |
| 0- 0              | 0- 0     | 0- 0      | HOME           | 0- 0       | 0- 0        | 0- 0          |      |      |       |           |
| 0- 0              | 0- 0     | 0- 0      | AWAY           | 0- 0       | 0- 0        | 0- 0          |      |      |       |           |
| 0- 0              | 0- 0     | 0- 0      | NEUTRAL        | 0- 0       | 0- 0        | 0- 0          |      |      |       |           |

| RPI 1-25                  |   |          |       | RPI 26-50 |   |            |       | RPI 51-100 |   |           |       | RPI 101+ |   |          |       | Team's RPI: 164 |  |
|---------------------------|---|----------|-------|-----------|---|------------|-------|------------|---|-----------|-------|----------|---|----------|-------|-----------------|--|
| RPI                       | S | Opponent | Score | RPI       | S | Opponent   | Score | RPI        | S | Opponent  | Score | RPI      | S | Opponent | Score |                 |  |
|                           |   |          |       | 34        | A | Texas Tech | 45 79 |            |   |           |       | 162      | N | Houston  | 69 55 |                 |  |
|                           |   |          |       | 43        | A | Texas A&M  | 49 74 |            |   |           |       | 295      | A | Alcorn   | 71 57 |                 |  |
|                           |   |          |       |           |   |            |       |            |   |           |       | 295      | H | Alcorn   | 59 45 |                 |  |
|                           |   |          |       |           |   |            |       |            |   |           |       | 337      | N | Liberty  | 61 41 |                 |  |
| LAST 12 Division I GAMES: |   |          |       |           |   |            |       |            |   |           |       |          |   |          |       |                 |  |
|                           |   |          |       | 162       | N | Houston    | 69 55 | 295        | A | Alcorn    | 71 57 |          |   |          |       |                 |  |
|                           |   |          |       | 337       | N | Liberty    | 61 41 | 43         | A | Texas A&M | 49 74 |          |   |          |       |                 |  |
|                           |   |          |       | 34        | A | Texas Tech | 45 79 |            |   |           |       |          |   |          |       |                 |  |
|                           |   |          |       | 295       | H | Alcorn     | 59 45 |            |   |           |       |          |   |          |       |                 |  |

Non-Div I Games: Crowley's Ridge 102 31 Williams Baptist 82 32 Central Baptist 94 47 Hendrix 71 39  
Central Ark.

Loss, Non-Conf, S Site, H Home A Away N Neutral

|                   |          |           |                |            |             |               |      |      |       |           |
|-------------------|----------|-----------|----------------|------------|-------------|---------------|------|------|-------|-----------|
| Average RPI Win:  | 302      | WON-LOST  | WINNING        | LAST 10    | STRENGTH OF | OPP. STRENGTH | TEAM | ADJ. | CONF. | ADJ CONF. |
| Average RPI Loss: | 180      | RECORD    | PCT. RANK      | GAMES      | SCHEDULE    | OF SCHEDULE   | RPI  | RPI  | RPI   | RPI       |
| DIV. I ONLY       | 1- 10    | 329       | 1- 9           | 159        | 304         | 323           | 323  | 32   | 32    |           |
| DIV. I NON-CONF.  | 1- 10    | 329       | 1- 10          | 159        | 304         | 323           | 323  | 32   | 32    |           |
| TOTALS            | RPI 1-25 | RPI 26-50 | W-L RECORDS    | RPI 51-100 | RPI 101-150 | RPI 150+      |      |      |       |           |
| 1- 10             | 0- 1     | 0- 0      | OVERALL        | 0- 0       | 0- 1        | 1- 8          |      |      |       |           |
| 1- 2              | 0- 0     | 0- 0      | HOME           | 0- 0       | 0- 0        | 1- 2          |      |      |       |           |
| 0- 7              | 0- 1     | 0- 0      | AWAY           | 0- 0       | 0- 1        | 0- 5          |      |      |       |           |
| 0- 1              | 0- 0     | 0- 0      | NEUTRAL        | 0- 0       | 0- 0        | 0- 1          |      |      |       |           |
| 1- 10             | 0- 1     | 0- 0      | NON-CONFERENCE | 0- 0       | 0- 1        | 1- 8          |      |      |       |           |
| 1- 2              | 0- 0     | 0- 0      | HOME           | 0- 0       | 0- 0        | 1- 2          |      |      |       |           |
| 0- 7              | 0- 1     | 0- 0      | AWAY           | 0- 0       | 0- 1        | 0- 5          |      |      |       |           |
| 0- 1              | 0- 0     | 0- 0      | NEUTRAL        | 0- 0       | 0- 0        | 0- 1          |      |      |       |           |
| 0- 0              | 0- 0     | 0- 0      | CONFERENCE     | 0- 0       | 0- 0        | 0- 0          |      |      |       |           |
| 0- 0              | 0- 0     | 0- 0      | HOME           | 0- 0       | 0- 0        | 0- 0          |      |      |       |           |
| 0- 0              | 0- 0     | 0- 0      | AWAY           | 0- 0       | 0- 0        | 0- 0          |      |      |       |           |
| 0- 0              | 0- 0     | 0- 0      | NEUTRAL        | 0- 0       | 0- 0        | 0- 0          |      |      |       |           |

| RPI 1-25                  |   |               |       | RPI 26-50 |   |                |       | RPI 51-100 |   |          |       | RPI 101+ Team's RPI: 323 |   |                |       |
|---------------------------|---|---------------|-------|-----------|---|----------------|-------|------------|---|----------|-------|--------------------------|---|----------------|-------|
| RPI                       | S | Opponent      | Score | RPI       | S | Opponent       | Score | RPI        | S | Opponent | Score | RPI                      | S | Opponent       | Score |
| 11                        | A | Virginia Tech | 47 81 |           |   |                |       |            |   |          |       | 102                      | A | Syracuse       | 63 95 |
|                           |   |               |       |           |   |                |       |            |   |          |       | 154                      | H | Hartford       | 58 68 |
|                           |   |               |       |           |   |                |       |            |   |          |       | 163                      | A | Boston College | 46 66 |
|                           |   |               |       |           |   |                |       |            |   |          |       | 165                      | A | Seton Hall     | 70 78 |
|                           |   |               |       |           |   |                |       |            |   |          |       | 173                      | A | New Hampshire  | 52 56 |
|                           |   |               |       |           |   |                |       |            |   |          |       | 241                      | H | Stony Brook    | 59 64 |
|                           |   |               |       |           |   |                |       |            |   |          |       | 258                      | A | Massachusetts  | 37 76 |
|                           |   |               |       |           |   |                |       |            |   |          |       | 261                      | N | San Diego St.  | 62 80 |
|                           |   |               |       |           |   |                |       |            |   |          |       | 275                      | A | Dartmouth      | 51 61 |
|                           |   |               |       |           |   |                |       |            |   |          |       | 302                      | H | Vermont        | 78 76 |
| LAST 12 Division I GAMES: |   |               |       |           |   |                |       |            |   |          |       |                          |   |                |       |
| 102                       | A | Syracuse      | 63 95 | 173       | A | New Hampshire  | 52 56 |            |   |          |       |                          |   |                |       |
| 261                       | N | San Diego St. | 62 80 | 163       | A | Boston College | 46 66 |            |   |          |       |                          |   |                |       |
| 165                       | A | Seton Hall    | 70 78 | 241       | H | Stony Brook    | 59 64 |            |   |          |       |                          |   |                |       |
| 258                       | A | Massachusetts | 37 76 | 11        | A | Virginia Tech  | 47 81 |            |   |          |       |                          |   |                |       |
| 302                       | H | Vermont       | 78 76 | 275       | A | Dartmouth      | 51 61 |            |   |          |       |                          |   |                |       |
| 154                       | H | Hartford      | 58 68 |           |   |                |       |            |   |          |       |                          |   |                |       |

Non-Div I Games:

Central Conn. St.

■ Loss, 
 ■ Non-Conf, 
 ■ S Site, 
 ■ H Home 
 ■ A Away 
 N Neutral

|                   |          |           |                |            |             |               |      |      |       |           |
|-------------------|----------|-----------|----------------|------------|-------------|---------------|------|------|-------|-----------|
| Average RPI Win:  | 268      | WON-LOST  | WINNING        | LAST 10    | STRENGTH OF | OPP. STRENGTH | TEAM | ADJ. | CONF. | ADJ CONF. |
| Average RPI Loss: | 58       | RECORD    | PCT. RANK      | GAMES      | SCHEDULE    | OF SCHEDULE   | RPI  | RPI  | RPI   | RPI       |
| DIV. I ONLY       | 8- 3     | 68        | 8- 2           | 322        | 41          | 178           | 178  | 9    | 9     |           |
| DIV. I NON-CONF.  | 8- 3     | 67        | 8- 3           | 322        | 41          | 178           | 178  | 9    | 9     |           |
| TOTALS            | RPI 1-25 | RPI 26-50 | W-L RECORDS    | RPI 51-100 | RPI 101-150 | RPI 150+      |      |      |       |           |
| 8- 3              | 0- 1     | 0- 1      | OVERALL        | 0- 0       | 0- 1        | 8- 0          |      |      |       |           |
| 6- 1              | 0- 0     | 0- 1      | HOME           | 0- 0       | 0- 0        | 6- 0          |      |      |       |           |
| 0- 2              | 0- 1     | 0- 0      | AWAY           | 0- 0       | 0- 1        | 0- 0          |      |      |       |           |
| 2- 0              | 0- 0     | 0- 0      | NEUTRAL        | 0- 0       | 0- 0        | 2- 0          |      |      |       |           |
| 8- 3              | 0- 1     | 0- 1      | NON-CONFERENCE | 0- 0       | 0- 1        | 8- 0          |      |      |       |           |
| 6- 1              | 0- 0     | 0- 1      | HOME           | 0- 0       | 0- 0        | 6- 0          |      |      |       |           |
| 0- 2              | 0- 1     | 0- 0      | AWAY           | 0- 0       | 0- 1        | 0- 0          |      |      |       |           |
| 2- 0              | 0- 0     | 0- 0      | NEUTRAL        | 0- 0       | 0- 0        | 2- 0          |      |      |       |           |
| 0- 0              | 0- 0     | 0- 0      | CONFERENCE     | 0- 0       | 0- 0        | 0- 0          |      |      |       |           |
| 0- 0              | 0- 0     | 0- 0      | HOME           | 0- 0       | 0- 0        | 0- 0          |      |      |       |           |
| 0- 0              | 0- 0     | 0- 0      | AWAY           | 0- 0       | 0- 0        | 0- 0          |      |      |       |           |
| 0- 0              | 0- 0     | 0- 0      | NEUTRAL        | 0- 0       | 0- 0        | 0- 0          |      |      |       |           |

| RPI 1-25                  |   |                  |        | RPI 26-50 |   |                |       | RPI 51-100 |   |          |       | RPI 101+ Team's RPI: 178 |   |                  |       |
|---------------------------|---|------------------|--------|-----------|---|----------------|-------|------------|---|----------|-------|--------------------------|---|------------------|-------|
| RPI                       | S | Opponent         | Score  | RPI       | S | Opponent       | Score | RPI        | S | Opponent | Score | RPI                      | S | Opponent         | Score |
| 2                         | A | Notre Dame       | 47 107 | 27        | H | Elon           | 57 71 |            |   |          |       | 146                      | A | Purdue           | 51 62 |
|                           |   |                  |        |           |   |                |       |            |   |          |       | 199                      | H | Saint Joseph's   | 73 71 |
|                           |   |                  |        |           |   |                |       |            |   |          |       | 205                      | H | Oakland          | 70 67 |
|                           |   |                  |        |           |   |                |       |            |   |          |       | 222                      | H | Illinois         | 82 51 |
|                           |   |                  |        |           |   |                |       |            |   |          |       | 254                      | H | Loyola Chicago   | 95 57 |
|                           |   |                  |        |           |   |                |       |            |   |          |       | 292                      | H | Ill.-Chicago     | 77 55 |
|                           |   |                  |        |           |   |                |       |            |   |          |       | 312                      | H | Furman           | 81 71 |
|                           |   |                  |        |           |   |                |       |            |   |          |       | 327                      | N | Utah Valley      | 71 62 |
|                           |   |                  |        |           |   |                |       |            |   |          |       | 329                      | N | North Dakota St. | 77 55 |
| LAST 12 Division I GAMES: |   |                  |        |           |   |                |       |            |   |          |       |                          |   |                  |       |
| 329                       | N | North Dakota St. | 77 55  | 222       | H | Illinois       | 82 51 |            |   |          |       |                          |   |                  |       |
| 327                       | N | Utah Valley      | 71 62  | 199       | H | Saint Joseph's | 73 71 |            |   |          |       |                          |   |                  |       |
| 205                       | H | Oakland          | 70 67  | 146       | A | Purdue         | 51 62 |            |   |          |       |                          |   |                  |       |
| 27                        | H | Elon             | 57 71  | 292       | H | Ill.-Chicago   | 77 55 |            |   |          |       |                          |   |                  |       |
| 312                       | H | Furman           | 81 71  | 254       | H | Loyola Chicago | 95 57 |            |   |          |       |                          |   |                  |       |
| 2                         | A | Notre Dame       | 47 107 |           |   |                |       |            |   |          |       |                          |   |                  |       |

Non-Div I Games:

Central Mich.

■ Loss, 
 ■ Non-Conf, 
 S Site, 
 ■ Home 
 ■ Away 
 N Neutral

|                   |          |           |                |            |             |               |      |      |       |           |
|-------------------|----------|-----------|----------------|------------|-------------|---------------|------|------|-------|-----------|
| Average RPI Win:  | 287      | WON-LOST  | WINNING        | LAST 10    | STRENGTH OF | OPP. STRENGTH | TEAM | ADJ. | CONF. | ADJ CONF. |
| Average RPI Loss: | 108      | RECORD    | PCT. RANK      | GAMES      | SCHEDULE    | OF SCHEDULE   | RPI  | RPI  | RPI   | RPI       |
| DIV. I ONLY       | 3- 4     | 202       | 3- 4           | 232        | 231         | 239           | 239  | 25   | 25    |           |
| DIV. I NON-CONF.  | 3- 4     | 203       | 3- 4           | 234        | 230         | 240           | 240  | 25   | 25    |           |
| TOTALS            | RPI 1-25 | RPI 26-50 | W-L RECORDS    | RPI 51-100 | RPI 101-150 | RPI 150+      |      |      |       |           |
| 3- 4              | 0- 0     | 0- 1      | OVERALL        | 0- 1       | 0- 1        | 3- 1          |      |      |       |           |
| 2- 2              | 0- 0     | 0- 0      | HOME           | 0- 0       | 0- 1        | 2- 1          |      |      |       |           |
| 1- 2              | 0- 0     | 0- 1      | AWAY           | 0- 1       | 0- 0        | 1- 0          |      |      |       |           |
| 0- 0              | 0- 0     | 0- 0      | NEUTRAL        | 0- 0       | 0- 0        | 0- 0          |      |      |       |           |
| 3- 4              | 0- 0     | 0- 1      | NON-CONFERENCE | 0- 1       | 0- 1        | 3- 1          |      |      |       |           |
| 2- 2              | 0- 0     | 0- 0      | HOME           | 0- 0       | 0- 1        | 2- 1          |      |      |       |           |
| 1- 2              | 0- 0     | 0- 1      | AWAY           | 0- 1       | 0- 0        | 1- 0          |      |      |       |           |
| 0- 0              | 0- 0     | 0- 0      | NEUTRAL        | 0- 0       | 0- 0        | 0- 0          |      |      |       |           |
| 0- 0              | 0- 0     | 0- 0      | CONFERENCE     | 0- 0       | 0- 0        | 0- 0          |      |      |       |           |
| 0- 0              | 0- 0     | 0- 0      | HOME           | 0- 0       | 0- 0        | 0- 0          |      |      |       |           |
| 0- 0              | 0- 0     | 0- 0      | AWAY           | 0- 0       | 0- 0        | 0- 0          |      |      |       |           |
| 0- 0              | 0- 0     | 0- 0      | NEUTRAL        | 0- 0       | 0- 0        | 0- 0          |      |      |       |           |

| RPI S                     | Opponent         | Score | RPI S | Opponent             | Score | RPI S | Opponent             | Score | RPI S | Opponent             | Score | Team's RPI: 239 |
|---------------------------|------------------|-------|-------|----------------------|-------|-------|----------------------|-------|-------|----------------------|-------|-----------------|
| 26                        | A North Carolina | 77 93 | 74    | A West Virginia      | 38 88 | 150   | H Wofford            | 45 59 | 181   | H Col. of Charleston | 76 79 |                 |
|                           |                  |       |       |                      |       | 244   | H Ga. Southern       | 55 54 | 285   | A Lipscomb           | 67 52 |                 |
|                           |                  |       |       |                      |       | 333   | H South Carolina St. | 67 62 |       |                      |       |                 |
| LAST 12 Division I GAMES: |                  |       |       |                      |       |       |                      |       |       |                      |       |                 |
| 74                        | A West Virginia  | 38 88 | 181   | H Col. of Charleston | 76 79 | 150   | H Wofford            | 45 59 | 244   | H Ga. Southern       | 55 54 |                 |
|                           |                  |       | 333   | H South Carolina St. | 67 62 | 285   | A Lipscomb           | 67 52 | 26    | A North Carolina     | 77 93 |                 |

Non-Div I Games: Southern Wesleyan 80 57 Montreat 79 50 Paine 75 67

Charleston So.

|                   |          |           |                |            |             |               |      |      |       |           |
|-------------------|----------|-----------|----------------|------------|-------------|---------------|------|------|-------|-----------|
| Average RPI Win:  | 177      | WON-LOST  | WINNING        | LAST 10    | STRENGTH OF | OPP. STRENGTH | TEAM | ADJ. | CONF. | ADJ CONF. |
| Average RPI Loss: | 24       | RECORD    | PCT. RANK      | GAMES      | SCHEDULE    | OF SCHEDULE   | RPI  | RPI  | RPI   | RPI       |
| DIV. I ONLY       | 8- 3     | 68        | 7- 3           | 77         | 68          | 50            | 50   | 16   | 16    |           |
| DIV. I NON-CONF.  | 8- 3     | 67        | 8- 3           | 79         | 68          | 50            | 50   | 16   | 16    |           |
| TOTALS            | RPI 1-25 | RPI 26-50 | W-L RECORDS    | RPI 51-100 | RPI 101-150 | RPI 150+      |      |      |       |           |
| 8- 3              | 0- 2     | 0- 1      | OVERALL        | 2- 0       | 0- 0        | 6- 0          |      |      |       |           |
| 5- 0              | 0- 0     | 0- 0      | HOME           | 1- 0       | 0- 0        | 4- 0          |      |      |       |           |
| 3- 1              | 0- 1     | 0- 0      | AWAY           | 1- 0       | 0- 0        | 2- 0          |      |      |       |           |
| 0- 2              | 0- 1     | 0- 1      | NEUTRAL        | 0- 0       | 0- 0        | 0- 0          |      |      |       |           |
| 8- 3              | 0- 2     | 0- 1      | NON-CONFERENCE | 2- 0       | 0- 0        | 6- 0          |      |      |       |           |
| 5- 0              | 0- 0     | 0- 0      | HOME           | 1- 0       | 0- 0        | 4- 0          |      |      |       |           |
| 3- 1              | 0- 1     | 0- 0      | AWAY           | 1- 0       | 0- 0        | 2- 0          |      |      |       |           |
| 0- 2              | 0- 1     | 0- 1      | NEUTRAL        | 0- 0       | 0- 0        | 0- 0          |      |      |       |           |
| 0- 0              | 0- 0     | 0- 0      | CONFERENCE     | 0- 0       | 0- 0        | 0- 0          |      |      |       |           |
| 0- 0              | 0- 0     | 0- 0      | HOME           | 0- 0       | 0- 0        | 0- 0          |      |      |       |           |
| 0- 0              | 0- 0     | 0- 0      | AWAY           | 0- 0       | 0- 0        | 0- 0          |      |      |       |           |
| 0- 0              | 0- 0     | 0- 0      | NEUTRAL        | 0- 0       | 0- 0        | 0- 0          |      |      |       |           |

| RPI 1-25                  |   |               |       | RPI 26-50 |   |                    |       | Team's RPI: 50 |   |               |       | RPI 51-100 |   |                    |       | RPI 101+ |   |          |       |
|---------------------------|---|---------------|-------|-----------|---|--------------------|-------|----------------|---|---------------|-------|------------|---|--------------------|-------|----------|---|----------|-------|
| RPI                       | S | Opponent      | Score | RPI       | S | Opponent           | Score | RPI            | S | Opponent      | Score | RPI        | S | Opponent           | Score | RPI      | S | Opponent | Score |
| 14                        | N | Utah          | 68 81 | 41        | N | Boise St.          | 65 68 | 65             | A | Duquesne      | 77 63 | 172        | A | Pittsburgh         | 70 63 |          |   |          |       |
| 18                        | A | Miami (FL)    | 46 80 |           |   |                    |       | 96             | H | East Carolina | 79 64 | 175        | H | Wisconsin          | 63 48 |          |   |          |       |
|                           |   |               |       |           |   |                    |       |                |   |               |       | 181        | A | Col. of Charleston | 62 49 |          |   |          |       |
|                           |   |               |       |           |   |                    |       |                |   |               |       | 211        | H | Presbyterian       | 71 63 |          |   |          |       |
|                           |   |               |       |           |   |                    |       |                |   |               |       | 238        | H | Longwood           | 66 41 |          |   |          |       |
|                           |   |               |       |           |   |                    |       |                |   |               |       | 280        | H | Davidson           | 93 79 |          |   |          |       |
| LAST 12 Division I GAMES: |   |               |       |           |   |                    |       |                |   |               |       |            |   |                    |       |          |   |          |       |
| 280                       | H | Davidson      | 93 79 | 41        | N | Boise St.          | 65 68 |                |   |               |       |            |   |                    |       |          |   |          |       |
| 238                       | H | Longwood      | 66 41 | 14        | N | Utah               | 68 81 |                |   |               |       |            |   |                    |       |          |   |          |       |
| 65                        | A | Duquesne      | 77 63 | 211       | H | Presbyterian       | 71 63 |                |   |               |       |            |   |                    |       |          |   |          |       |
| 172                       | A | Pittsburgh    | 70 63 | 18        | A | Miami (FL)         | 46 80 |                |   |               |       |            |   |                    |       |          |   |          |       |
| 96                        | H | East Carolina | 79 64 | 181       | A | Col. of Charleston | 62 49 |                |   |               |       |            |   |                    |       |          |   |          |       |
|                           |   |               |       | 175       | H | Wisconsin          | 63 48 |                |   |               |       |            |   |                    |       |          |   |          |       |

Non-Div I Games:

Charlotte

■ Loss, 
 ■ Non-Conf, S Site, 
 ■ Home 
 ■ Away 
 N Neutral

# Chattanooga

Through Games Of Dec. 23, 2016

| Average RPI Win:  | 233      | WON-LOST  | WINNING        | LAST 10    | STRENGTH OF | OPP. STRENGTH | TEAM | ADJ. | CONF. | ADJ CONF. |
|-------------------|----------|-----------|----------------|------------|-------------|---------------|------|------|-------|-----------|
| Average RPI Loss: | 60       | RECORD    | PCT. RANK      | GAMES      | SCHEDULE    | OF SCHEDULE   | RPI  | RPI  | RPI   | RPI       |
| DIV. I ONLY       | 5- 7     | 203       | 4- 6           | 86         | 45          | 134           | 134  | 22   | 22    |           |
| DIV. I NON-CONF.  | 5- 7     | 204       | 5- 7           | 88         | 45          | 135           | 135  | 22   | 22    |           |
| TOTALS            | RPI 1-25 | RPI 26-50 | W-L RECORDS    | RPI 51-100 | RPI 101-150 | RPI 150+      |      |      |       |           |
| 5- 7              | 0- 3     | 0- 0      | OVERALL        | 0- 3       | 0- 0        | 5- 1          |      |      |       |           |
| 1- 3              | 0- 1     | 0- 0      | HOME           | 0- 2       | 0- 0        | 1- 0          |      |      |       |           |
| 2- 3              | 0- 2     | 0- 0      | AWAY           | 0- 0       | 0- 0        | 2- 1          |      |      |       |           |
| 2- 1              | 0- 0     | 0- 0      | NEUTRAL        | 0- 1       | 0- 0        | 2- 0          |      |      |       |           |
| 5- 7              | 0- 3     | 0- 0      | NON-CONFERENCE | 0- 3       | 0- 0        | 5- 1          |      |      |       |           |
| 1- 3              | 0- 1     | 0- 0      | HOME           | 0- 2       | 0- 0        | 1- 0          |      |      |       |           |
| 2- 3              | 0- 2     | 0- 0      | AWAY           | 0- 0       | 0- 0        | 2- 1          |      |      |       |           |
| 2- 1              | 0- 0     | 0- 0      | NEUTRAL        | 0- 1       | 0- 0        | 2- 0          |      |      |       |           |
| 0- 0              | 0- 0     | 0- 0      | CONFERENCE     | 0- 0       | 0- 0        | 0- 0          |      |      |       |           |
| 0- 0              | 0- 0     | 0- 0      | HOME           | 0- 0       | 0- 0        | 0- 0          |      |      |       |           |
| 0- 0              | 0- 0     | 0- 0      | AWAY           | 0- 0       | 0- 0        | 0- 0          |      |      |       |           |
| 0- 0              | 0- 0     | 0- 0      | NEUTRAL        | 0- 0       | 0- 0        | 0- 0          |      |      |       |           |

| RPI S                     | Opponent     | Score | RPI S | Opponent        | Score | RPI S | Opponent  | Score | RPI S | Opponent        | Score | Team's RPI: 134 |
|---------------------------|--------------|-------|-------|-----------------|-------|-------|-----------|-------|-------|-----------------|-------|-----------------|
| 1                         | A UConn      | 43 80 |       |                 |       | 58    | H Florida | 61 72 | 184   | A FGCU          | 55 68 |                 |
| 10                        | H Green Bay  | 55 71 |       |                 |       | 70    | H Indiana | 76 79 | 192   | H Stetson       | 66 55 |                 |
| 24                        | A Louisville | 47 63 |       |                 |       | 72    | N Maine   | 39 49 | 193   | A Rutgers       | 66 53 |                 |
|                           |              |       |       |                 |       |       |           |       | 215   | A UT Martin     | 80 60 |                 |
|                           |              |       |       |                 |       |       |           |       | 276   | N Bowling Green | 54 49 |                 |
|                           |              |       |       |                 |       |       |           |       | 290   | N Lafayette     | 68 43 |                 |
| LAST 12 Division I GAMES: |              |       |       |                 |       |       |           |       |       |                 |       |                 |
| 184                       | A FGCU       | 55 68 | 24    | A Louisville    | 47 63 |       |           |       |       |                 |       |                 |
| 192                       | H Stetson    | 66 55 | 276   | N Bowling Green | 54 49 |       |           |       |       |                 |       |                 |
| 215                       | A UT Martin  | 80 60 | 290   | N Lafayette     | 68 43 |       |           |       |       |                 |       |                 |
| 1                         | A UConn      | 43 80 | 70    | H Indiana       | 76 79 |       |           |       |       |                 |       |                 |
| 72                        | N Maine      | 39 49 | 58    | H Florida       | 61 72 |       |           |       |       |                 |       |                 |
| 10                        | H Green Bay  | 55 71 | 193   | A Rutgers       | 66 53 |       |           |       |       |                 |       |                 |

Non-Div I Games:

Chattanooga

Loss, Non-Conf, S Site, H Home A Away N Neutral



## Chicago St.

Through Games Of Dec. 23, 2016

|                   |          |           |                |            |             |               |      |      |       |           |
|-------------------|----------|-----------|----------------|------------|-------------|---------------|------|------|-------|-----------|
| Average RPI Win:  | 0        | WON-LOST  | WINNING        | LAST 10    | STRENGTH OF | OPP. STRENGTH | TEAM | ADJ. | CONF. | ADJ CONF. |
| Average RPI Loss: | 172      | RECORD    | PCT. RANK      | GAMES      | SCHEDULE    | OF SCHEDULE   | RPI  | RPI  | RPI   | RPI       |
| DIV. I ONLY       | 0- 12    | 335       | 0- 10          | 68         | 331         | 313           | 313  | 30   | 30    |           |
| DIV. I NON-CONF.  | 0- 12    | 335       | 0- 12          | 70         | 331         | 313           | 313  | 30   | 30    |           |
| TOTALS            | RPI 1-25 | RPI 26-50 | W-L RECORDS    | RPI 51-100 | RPI 101-150 | RPI 150+      |      |      |       |           |
| 0- 12             | 0- 1     | 0- 1      | OVERALL        | 0- 0       | 0- 3        | 0- 7          |      |      |       |           |
| 0- 5              | 0- 0     | 0- 0      | HOME           | 0- 0       | 0- 1        | 0- 4          |      |      |       |           |
| 0- 7              | 0- 1     | 0- 1      | AWAY           | 0- 0       | 0- 2        | 0- 3          |      |      |       |           |
| 0- 0              | 0- 0     | 0- 0      | NEUTRAL        | 0- 0       | 0- 0        | 0- 0          |      |      |       |           |
| 0- 12             | 0- 1     | 0- 1      | NON-CONFERENCE | 0- 0       | 0- 3        | 0- 7          |      |      |       |           |
| 0- 5              | 0- 0     | 0- 0      | HOME           | 0- 0       | 0- 1        | 0- 4          |      |      |       |           |
| 0- 7              | 0- 1     | 0- 1      | AWAY           | 0- 0       | 0- 2        | 0- 3          |      |      |       |           |
| 0- 0              | 0- 0     | 0- 0      | NEUTRAL        | 0- 0       | 0- 0        | 0- 0          |      |      |       |           |
| 0- 0              | 0- 0     | 0- 0      | CONFERENCE     | 0- 0       | 0- 0        | 0- 0          |      |      |       |           |
| 0- 0              | 0- 0     | 0- 0      | HOME           | 0- 0       | 0- 0        | 0- 0          |      |      |       |           |
| 0- 0              | 0- 0     | 0- 0      | AWAY           | 0- 0       | 0- 0        | 0- 0          |      |      |       |           |
| 0- 0              | 0- 0     | 0- 0      | NEUTRAL        | 0- 0       | 0- 0        | 0- 0          |      |      |       |           |

| RPI 1-25                  |   |                |       | RPI 26-50 |   |               |       | RPI 51-100 |   |          |       | RPI 101+ Team's RPI: 313 |   |                |       |
|---------------------------|---|----------------|-------|-----------|---|---------------|-------|------------|---|----------|-------|--------------------------|---|----------------|-------|
| RPI                       | S | Opponent       | Score | RPI       | S | Opponent      | Score | RPI        | S | Opponent | Score | RPI                      | S | Opponent       | Score |
| 20                        | A | Kansas St.     | 33 83 | 45        | A | Northwestern  | 42 75 |            |   |          |       | 115                      | H | Western Ill.   | 50 54 |
|                           |   |                |       |           |   |               |       |            |   |          |       | 121                      | A | Northern Ill.  | 85 94 |
|                           |   |                |       |           |   |               |       |            |   |          |       | 145                      | A | Milwaukee      | 49 71 |
|                           |   |                |       |           |   |               |       |            |   |          |       | 182                      | H | Western Mich.  | 51 64 |
|                           |   |                |       |           |   |               |       |            |   |          |       | 198                      | A | Morehead St.   | 55 63 |
|                           |   |                |       |           |   |               |       |            |   |          |       | 205                      | H | Oakland        | 60 80 |
|                           |   |                |       |           |   |               |       |            |   |          |       | 228                      | H | Wright St.     | 65 71 |
|                           |   |                |       |           |   |               |       |            |   |          |       | 242                      | A | Ball St.       | 53 88 |
|                           |   |                |       |           |   |               |       |            |   |          |       | 254                      | A | Loyola Chicago | 54 59 |
|                           |   |                |       |           |   |               |       |            |   |          |       | 309                      | H | Valparaiso     | 51 53 |
| LAST 12 Division I GAMES: |   |                |       |           |   |               |       |            |   |          |       |                          |   |                |       |
| 182                       | H | Western Mich.  | 51 64 | 205       | H | Oakland       | 60 80 |            |   |          |       |                          |   |                |       |
| 115                       | H | Western Ill.   | 50 54 | 198       | A | Morehead St.  | 55 63 |            |   |          |       |                          |   |                |       |
| 145                       | A | Milwaukee      | 49 71 | 121       | A | Northern Ill. | 85 94 |            |   |          |       |                          |   |                |       |
| 254                       | A | Loyola Chicago | 54 59 | 228       | H | Wright St.    | 65 71 |            |   |          |       |                          |   |                |       |
| 45                        | A | Northwestern   | 42 75 | 309       | H | Valparaiso    | 51 53 |            |   |          |       |                          |   |                |       |
| 242                       | A | Ball St.       | 53 88 | 20        | A | Kansas St.    | 33 83 |            |   |          |       |                          |   |                |       |

Non-Div I Games:

Chicago St.

■ Loss, 
■ Non-Conf, 
■ S Site, 
■ H Home 
■ A Away 
N Neutral

|                              |          |           |                |             |               |          |      |       |           |
|------------------------------|----------|-----------|----------------|-------------|---------------|----------|------|-------|-----------|
| Average RPI Win: <b>289</b>  | WON-LOST | WINNING   | LAST 10        | STRENGTH OF | OPP. STRENGTH | TEAM     | ADJ. | CONF. | ADJ CONF. |
| Average RPI Loss: <b>119</b> | RECORD   | PCT. RANK | GAMES          | SCHEDULE    | OF SCHEDULE   | RPI      | RPI  | RPI   | RPI       |
| DIV. I ONLY                  | 7- 4     | 113       | 5- 4           | 305         | 245           | 214      | 214  | 7     | 7         |
| DIV. I NON-CONF.             | 7- 4     | 113       | 7- 4           | 305         | 243           | 215      | 215  | 7     | 7         |
| TOTALS                       | RPI 1-25 | RPI 26-50 | W-L RECORDS    | RPI 51-100  | RPI 101-150   | RPI 150+ |      |       |           |
| 7- 4                         | 0- 0     | 0- 0      | OVERALL        | 0- 1        | 0- 3          | 7- 0     |      |       |           |
| 4- 3                         | 0- 0     | 0- 0      | HOME           | 0- 1        | 0- 2          | 4- 0     |      |       |           |
| 3- 1                         | 0- 0     | 0- 0      | AWAY           | 0- 0        | 0- 1          | 3- 0     |      |       |           |
| 0- 0                         | 0- 0     | 0- 0      | NEUTRAL        | 0- 0        | 0- 0          | 0- 0     |      |       |           |
| 7- 4                         | 0- 0     | 0- 0      | NON-CONFERENCE | 0- 1        | 0- 3          | 7- 0     |      |       |           |
| 4- 3                         | 0- 0     | 0- 0      | HOME           | 0- 1        | 0- 2          | 4- 0     |      |       |           |
| 3- 1                         | 0- 0     | 0- 0      | AWAY           | 0- 0        | 0- 1          | 3- 0     |      |       |           |
| 0- 0                         | 0- 0     | 0- 0      | NEUTRAL        | 0- 0        | 0- 0          | 0- 0     |      |       |           |
| 0- 0                         | 0- 0     | 0- 0      | CONFERENCE     | 0- 0        | 0- 0          | 0- 0     |      |       |           |
| 0- 0                         | 0- 0     | 0- 0      | HOME           | 0- 0        | 0- 0          | 0- 0     |      |       |           |
| 0- 0                         | 0- 0     | 0- 0      | AWAY           | 0- 0        | 0- 0          | 0- 0     |      |       |           |
| 0- 0                         | 0- 0     | 0- 0      | NEUTRAL        | 0- 0        | 0- 0          | 0- 0     |      |       |           |

| RPI 1-25                  |   |          |       | RPI 26-50 |   |                 |       | RPI 51-100 |   |          |       | RPI 101+ |     |                   |                   | Team's RPI: 214 |    |
|---------------------------|---|----------|-------|-----------|---|-----------------|-------|------------|---|----------|-------|----------|-----|-------------------|-------------------|-----------------|----|
| RPI                       | S | Opponent | Score | RPI       | S | Opponent        | Score | RPI        | S | Opponent | Score | RPI      | S   | Opponent          | Score             |                 |    |
|                           |   |          |       |           |   |                 |       | 99         | H | Georgia  | 48    | 51       | 114 | A                 | Ohio St.          | 38              | 80 |
|                           |   |          |       |           |   |                 |       |            |   |          |       |          | 117 | H                 | Xavier            | 61              | 72 |
|                           |   |          |       |           |   |                 |       |            |   |          |       |          | 144 | H                 | Indiana St.       | 55              | 63 |
|                           |   |          |       |           |   |                 |       |            |   |          |       |          | 234 | A                 | Miami (OH)        | 49              | 43 |
|                           |   |          |       |           |   |                 |       |            |   |          |       |          | 271 | H                 | Howard            | 66              | 56 |
|                           |   |          |       |           |   |                 |       |            |   |          |       |          | 276 | A                 | Bowling Green     | 68              | 58 |
|                           |   |          |       |           |   |                 |       |            |   |          |       |          | 282 | A                 | Southeast Mo. St. | 83              | 75 |
|                           |   |          |       |           |   |                 |       |            |   |          |       |          | 314 | H                 | Eastern Ill.      | 78              | 64 |
|                           |   |          |       |           |   |                 |       |            |   |          |       |          | 321 | H                 | Ark.-Pine Bluff   | 72              | 42 |
|                           |   |          |       |           |   |                 |       |            |   |          |       |          | 324 | H                 | Tennessee Tech    | 60              | 38 |
| LAST 12 Division I GAMES: |   |          |       |           |   |                 |       |            |   |          |       |          |     |                   |                   |                 |    |
|                           |   |          |       | 314       | H | Eastern Ill.    | 78 64 |            |   |          |       | 271      | H   | Howard            | 66 56             |                 |    |
|                           |   |          |       | 99        | H | Georgia         | 48 51 |            |   |          |       | 234      | A   | Miami (OH)        | 49 43             |                 |    |
|                           |   |          |       | 117       | H | Xavier          | 61 72 |            |   |          |       | 144      | H   | Indiana St.       | 55 63             |                 |    |
|                           |   |          |       | 114       | A | Ohio St.        | 38 80 |            |   |          |       | 276      | A   | Bowling Green     | 68 58             |                 |    |
|                           |   |          |       | 324       | H | Tennessee Tech  | 60 38 |            |   |          |       | 282      | A   | Southeast Mo. St. | 83 75             |                 |    |
|                           |   |          |       | 321       | H | Ark.-Pine Bluff | 72 42 |            |   |          |       |          |     |                   |                   |                 |    |

Non-Div I Games: Clarion 92 54

Cincinnati

|                   |          |           |                |            |             |               |      |      |       |           |
|-------------------|----------|-----------|----------------|------------|-------------|---------------|------|------|-------|-----------|
| Average RPI Win:  | 237      | WON-LOST  | WINNING        | LAST 10    | STRENGTH OF | OPP. STRENGTH | TEAM | ADJ. | CONF. | ADJ CONF. |
| Average RPI Loss: | 25       | RECORD    | PCT. RANK      | GAMES      | SCHEDULE    | OF SCHEDULE   | RPI  | RPI  | RPI   | RPI       |
| DIV. I ONLY       | 10- 2    | 27        | 8- 2           | 180        | 266         | 82            | 82   | 3    | 3     |           |
| DIV. I NON-CONF.  | 10- 2    | 27        | 10- 2          | 179        | 265         | 84            | 84   | 3    | 3     |           |
| TOTALS            | RPI 1-25 | RPI 26-50 | W-L RECORDS    | RPI 51-100 | RPI 101-150 | RPI 150+      |      |      |       |           |
| 10- 2             | 0- 1     | 0- 1      | OVERALL        | 1- 0       | 0- 0        | 9- 0          |      |      |       |           |
| 6- 1              | 0- 0     | 0- 1      | HOME           | 1- 0       | 0- 0        | 5- 0          |      |      |       |           |
| 2- 1              | 0- 1     | 0- 0      | AWAY           | 0- 0       | 0- 0        | 2- 0          |      |      |       |           |
| 2- 0              | 0- 0     | 0- 0      | NEUTRAL        | 0- 0       | 0- 0        | 2- 0          |      |      |       |           |
| 10- 2             | 0- 1     | 0- 1      | NON-CONFERENCE | 1- 0       | 0- 0        | 9- 0          |      |      |       |           |
| 6- 1              | 0- 0     | 0- 1      | HOME           | 1- 0       | 0- 0        | 5- 0          |      |      |       |           |
| 2- 1              | 0- 1     | 0- 0      | AWAY           | 0- 0       | 0- 0        | 2- 0          |      |      |       |           |
| 2- 0              | 0- 0     | 0- 0      | NEUTRAL        | 0- 0       | 0- 0        | 2- 0          |      |      |       |           |
| 0- 0              | 0- 0     | 0- 0      | CONFERENCE     | 0- 0       | 0- 0        | 0- 0          |      |      |       |           |
| 0- 0              | 0- 0     | 0- 0      | HOME           | 0- 0       | 0- 0        | 0- 0          |      |      |       |           |
| 0- 0              | 0- 0     | 0- 0      | AWAY           | 0- 0       | 0- 0        | 0- 0          |      |      |       |           |
| 0- 0              | 0- 0     | 0- 0      | NEUTRAL        | 0- 0       | 0- 0        | 0- 0          |      |      |       |           |

| RPI 1-25                  |   |                    |       | RPI 26-50 |   |                  |       | RPI 51-100 Team's RPI: 82 |   |          |       | RPI 101+ |   |                    |       |
|---------------------------|---|--------------------|-------|-----------|---|------------------|-------|---------------------------|---|----------|-------|----------|---|--------------------|-------|
| RPI                       | S | Opponent           | Score | RPI       | S | Opponent         | Score | RPI                       | S | Opponent | Score | RPI      | S | Opponent           | Score |
| 3                         | A | South Carolina     | 61 83 | 46        | H | Oregon           | 59 87 | 72                        | H | Maine    | 69 61 | 210      | H | Louisiana Tech     | 78 67 |
|                           |   |                    |       |           |   |                  |       |                           |   |          |       | 225      | A | Monmouth           | 60 47 |
|                           |   |                    |       |           |   |                  |       |                           |   |          |       | 228      | N | Wright St.         | 75 51 |
|                           |   |                    |       |           |   |                  |       |                           |   |          |       | 243      | A | Jacksonville St.   | 69 63 |
|                           |   |                    |       |           |   |                  |       |                           |   |          |       | 244      | H | Ga. Southern       | 58 47 |
|                           |   |                    |       |           |   |                  |       |                           |   |          |       | 254      | N | Loyola Chicago     | 61 40 |
|                           |   |                    |       |           |   |                  |       |                           |   |          |       | 260      | H | Coastal Caro.      | 64 57 |
|                           |   |                    |       |           |   |                  |       |                           |   |          |       | 301      | H | Western Caro.      | 78 63 |
|                           |   |                    |       |           |   |                  |       |                           |   |          |       | 333      | H | South Carolina St. | 56 36 |
| LAST 12 Division I GAMES: |   |                    |       |           |   |                  |       |                           |   |          |       |          |   |                    |       |
| 333                       | H | South Carolina St. | 56 36 | 243       | A | Jacksonville St. | 69 63 |                           |   |          |       |          |   |                    |       |
| 3                         | A | South Carolina     | 61 83 | 210       | H | Louisiana Tech   | 78 67 |                           |   |          |       |          |   |                    |       |
| 46                        | H | Oregon             | 59 87 | 225       | A | Monmouth         | 60 47 |                           |   |          |       |          |   |                    |       |
| 72                        | H | Maine              | 69 61 | 244       | H | Ga. Southern     | 58 47 |                           |   |          |       |          |   |                    |       |
| 228                       | N | Wright St.         | 75 51 | 301       | H | Western Caro.    | 78 63 |                           |   |          |       |          |   |                    |       |
| 254                       | N | Loyola Chicago     | 61 40 | 260       | H | Coastal Caro.    | 64 57 |                           |   |          |       |          |   |                    |       |

Non-Div I Games:

Clemson

|                   |          |           |                |            |             |               |      |      |       |           |
|-------------------|----------|-----------|----------------|------------|-------------|---------------|------|------|-------|-----------|
| Average RPI Win:  | 277      | WON-LOST  | WINNING        | LAST 10    | STRENGTH OF | OPP. STRENGTH | TEAM | ADJ. | CONF. | ADJ CONF. |
| Average RPI Loss: | 93       | RECORD    | PCT. RANK      | GAMES      | SCHEDULE    | OF SCHEDULE   | RPI  | RPI  | RPI   | RPI       |
| DIV. I ONLY       | 4- 5     | 197       | 3- 5           | 188        | 181         | 157           | 157  | 20   | 20    |           |
| DIV. I NON-CONF.  | 4- 5     | 198       | 4- 5           | 188        | 181         | 157           | 157  | 20   | 20    |           |
| TOTALS            | RPI 1-25 | RPI 26-50 | W-L RECORDS    | RPI 51-100 | RPI 101-150 | RPI 150+      |      |      |       |           |
| 4- 5              | 0- 0     | 0- 0      | OVERALL        | 0- 3       | 0- 2        | 4- 0          |      |      |       |           |
| 0- 2              | 0- 0     | 0- 0      | HOME           | 0- 1       | 0- 1        | 0- 0          |      |      |       |           |
| 3- 3              | 0- 0     | 0- 0      | AWAY           | 0- 2       | 0- 1        | 3- 0          |      |      |       |           |
| 1- 0              | 0- 0     | 0- 0      | NEUTRAL        | 0- 0       | 0- 0        | 1- 0          |      |      |       |           |
| 4- 5              | 0- 0     | 0- 0      | NON-CONFERENCE | 0- 3       | 0- 2        | 4- 0          |      |      |       |           |
| 0- 2              | 0- 0     | 0- 0      | HOME           | 0- 1       | 0- 1        | 0- 0          |      |      |       |           |
| 3- 3              | 0- 0     | 0- 0      | AWAY           | 0- 2       | 0- 1        | 3- 0          |      |      |       |           |
| 1- 0              | 0- 0     | 0- 0      | NEUTRAL        | 0- 0       | 0- 0        | 1- 0          |      |      |       |           |
| 0- 0              | 0- 0     | 0- 0      | CONFERENCE     | 0- 0       | 0- 0        | 0- 0          |      |      |       |           |
| 0- 0              | 0- 0     | 0- 0      | HOME           | 0- 0       | 0- 0        | 0- 0          |      |      |       |           |
| 0- 0              | 0- 0     | 0- 0      | AWAY           | 0- 0       | 0- 0        | 0- 0          |      |      |       |           |
| 0- 0              | 0- 0     | 0- 0      | NEUTRAL        | 0- 0       | 0- 0        | 0- 0          |      |      |       |           |

| RPI 1-25 |   |          |       | RPI 26-50 |   |          |       | RPI 51-100 |   |          |       | RPI 101+ |     |          |               | Team's RPI: 157 |    |
|----------|---|----------|-------|-----------|---|----------|-------|------------|---|----------|-------|----------|-----|----------|---------------|-----------------|----|
| RPI      | S | Opponent | Score | RPI       | S | Opponent | Score | RPI        | S | Opponent | Score | RPI      | S   | Opponent | Score         |                 |    |
|          |   |          |       |           |   |          |       | 64         | A | Bucknell | 66    | 77       | 107 | H        | Toledo        | 59              | 92 |
|          |   |          |       |           |   |          |       | 84         | H | Niagara  | 49    | 67       | 114 | A        | Ohio St.      | 78              | 96 |
|          |   |          |       |           |   |          |       | 95         | A | Navy     | 63    | 88       | 252 | N        | Richmond      | 69              | 65 |
|          |   |          |       |           |   |          |       |            |   |          |       |          | 267 | A        | Evansville    | 66              | 62 |
|          |   |          |       |           |   |          |       |            |   |          |       |          | 276 | A        | Bowling Green | 64              | 56 |
|          |   |          |       |           |   |          |       |            |   |          |       |          | 314 | A        | Eastern Ill.  | 66              | 56 |
|          |   |          |       |           |   |          |       |            |   |          |       |          |     |          |               |                 |    |
|          |   |          |       |           |   |          |       |            |   |          |       |          |     |          |               |                 |    |
|          |   |          |       |           |   |          |       |            |   |          |       |          |     |          |               |                 |    |
|          |   |          |       |           |   |          |       |            |   |          |       |          |     |          |               |                 |    |
|          |   |          |       |           |   |          |       |            |   |          |       |          |     |          |               |                 |    |
|          |   |          |       |           |   |          |       |            |   |          |       |          |     |          |               |                 |    |
|          |   |          |       |           |   |          |       |            |   |          |       |          |     |          |               |                 |    |
|          |   |          |       |           |   |          |       |            |   |          |       |          |     |          |               |                 |    |
|          |   |          |       |           |   |          |       |            |   |          |       |          |     |          |               |                 |    |
|          |   |          |       |           |   |          |       |            |   |          |       |          |     |          |               |                 |    |
|          |   |          |       |           |   |          |       |            |   |          |       |          |     |          |               |                 |    |
|          |   |          |       |           |   |          |       |            |   |          |       |          |     |          |               |                 |    |
|          |   |          |       |           |   |          |       |            |   |          |       |          |     |          |               |                 |    |
|          |   |          |       |           |   |          |       |            |   |          |       |          |     |          |               |                 |    |
|          |   |          |       |           |   |          |       |            |   |          |       |          |     |          |               |                 |    |
|          |   |          |       |           |   |          |       |            |   |          |       |          |     |          |               |                 |    |
|          |   |          |       |           |   |          |       |            |   |          |       |          |     |          |               |                 |    |
|          |   |          |       |           |   |          |       |            |   |          |       |          |     |          |               |                 |    |
|          |   |          |       |           |   |          |       |            |   |          |       |          |     |          |               |                 |    |
|          |   |          |       |           |   |          |       |            |   |          |       |          |     |          |               |                 |    |
|          |   |          |       |           |   |          |       |            |   |          |       |          |     |          |               |                 |    |
|          |   |          |       |           |   |          |       |            |   |          |       |          |     |          |               |                 |    |
|          |   |          |       |           |   |          |       |            |   |          |       |          |     |          |               |                 |    |
|          |   |          |       |           |   |          |       |            |   |          |       |          |     |          |               |                 |    |
|          |   |          |       |           |   |          |       |            |   |          |       |          |     |          |               |                 |    |
|          |   |          |       |           |   |          |       |            |   |          |       |          |     |          |               |                 |    |
|          |   |          |       |           |   |          |       |            |   |          |       |          |     |          |               |                 |    |
|          |   |          |       |           |   |          |       |            |   |          |       |          |     |          |               |                 |    |
|          |   |          |       |           |   |          |       |            |   |          |       |          |     |          |               |                 |    |
|          |   |          |       |           |   |          |       |            |   |          |       |          |     |          |               |                 |    |
|          |   |          |       |           |   |          |       |            |   |          |       |          |     |          |               |                 |    |
|          |   |          |       |           |   |          |       |            |   |          |       |          |     |          |               |                 |    |
|          |   |          |       |           |   |          |       |            |   |          |       |          |     |          |               |                 |    |
|          |   |          |       |           |   |          |       |            |   |          |       |          |     |          |               |                 |    |
|          |   |          |       |           |   |          |       |            |   |          |       |          |     |          |               |                 |    |
|          |   |          |       |           |   |          |       |            |   |          |       |          |     |          |               |                 |    |
|          |   |          |       |           |   |          |       |            |   |          |       |          |     |          |               |                 |    |
|          |   |          |       |           |   |          |       |            |   |          |       |          |     |          |               |                 |    |
|          |   |          |       |           |   |          |       |            |   |          |       |          |     |          |               |                 |    |
|          |   |          |       |           |   |          |       |            |   |          |       |          |     |          |               |                 |    |
|          |   |          |       |           |   |          |       |            |   |          |       |          |     |          |               |                 |    |
|          |   |          |       |           |   |          |       |            |   |          |       |          |     |          |               |                 |    |
|          |   |          |       |           |   |          |       |            |   |          |       |          |     |          |               |                 |    |
|          |   |          |       |           |   |          |       |            |   |          |       |          |     |          |               |                 |    |
|          |   |          |       |           |   |          |       |            |   |          |       |          |     |          |               |                 |    |
|          |   |          |       |           |   |          |       |            |   |          |       |          |     |          |               |                 |    |
|          |   |          |       |           |   |          |       |            |   |          |       |          |     |          |               |                 |    |
|          |   |          |       |           |   |          |       |            |   |          |       |          |     |          |               |                 |    |
|          |   |          |       |           |   |          |       |            |   |          |       |          |     |          |               |                 |    |
|          |   |          |       |           |   |          |       |            |   |          |       |          |     |          |               |                 |    |
|          |   |          |       |           |   |          |       |            |   |          |       |          |     |          |               |                 |    |
|          |   |          |       |           |   |          |       |            |   |          |       |          |     |          |               |                 |    |
|          |   |          |       |           |   |          |       |            |   |          |       |          |     |          |               |                 |    |
|          |   |          |       |           |   |          |       |            |   |          |       |          |     |          |               |                 |    |
|          |   |          |       |           |   |          |       |            |   |          |       |          |     |          |               |                 |    |
|          |   |          |       |           |   |          |       |            |   |          |       |          |     |          |               |                 |    |
|          |   |          |       |           |   |          |       |            |   |          |       |          |     |          |               |                 |    |
|          |   |          |       |           |   |          |       |            |   |          |       |          |     |          |               |                 |    |
|          |   |          |       |           |   |          |       |            |   |          |       |          |     |          |               |                 |    |
|          |   |          |       |           |   |          |       |            |   |          |       |          |     |          |               |                 |    |
|          |   |          |       |           |   |          |       |            |   |          |       |          |     |          |               |                 |    |
|          |   |          |       |           |   |          |       |            |   |          |       |          |     |          |               |                 |    |
|          |   |          |       |           |   |          |       |            |   |          |       |          |     |          |               |                 |    |
|          |   |          |       |           |   |          |       |            |   |          |       |          |     |          |               |                 |    |
|          |   |          |       |           |   |          |       |            |   |          |       |          |     |          |               |                 |    |
|          |   |          |       |           |   |          |       |            |   |          |       |          |     |          |               |                 |    |
|          |   |          |       |           |   |          |       |            |   |          |       |          |     |          |               |                 |    |
|          |   |          |       |           |   |          |       |            |   |          |       |          |     |          |               |                 |    |
|          |   |          |       |           |   |          |       |            |   |          |       |          |     |          |               |                 |    |
|          |   |          |       |           |   |          |       |            |   |          |       |          |     |          |               |                 |    |
|          |   |          |       |           |   |          |       |            |   |          |       |          |     |          |               |                 |    |
|          |   |          |       |           |   |          |       |            |   |          |       |          |     |          |               |                 |    |
|          |   |          |       |           |   |          |       |            |   |          |       |          |     |          |               |                 |    |
|          |   |          |       |           |   |          |       |            |   |          |       |          |     |          |               |                 |    |
|          |   |          |       |           |   |          |       |            |   |          |       |          |     |          |               |                 |    |
|          |   |          |       |           |   |          |       |            |   |          |       |          |     |          |               |                 |    |
|          |   |          |       |           |   |          |       |            |   |          |       |          |     |          |               |                 |    |
|          |   |          |       |           |   |          |       |            |   |          |       |          |     |          |               |                 |    |
|          |   |          |       |           |   |          |       |            |   |          |       |          |     |          |               |                 |    |
|          |   |          |       |           |   |          |       |            |   |          |       |          |     |          |               |                 |    |
|          |   |          |       |           |   |          |       |            |   |          |       |          |     |          |               |                 |    |
|          |   |          |       |           |   |          |       |            |   |          |       |          |     |          |               |                 |    |
|          |   |          |       |           |   |          |       |            |   |          |       |          |     |          |               |                 |    |
|          |   |          |       |           |   |          |       |            |   |          |       |          |     |          |               |                 |    |
|          |   |          |       |           |   |          |       |            |   |          |       |          |     |          |               |                 |    |
|          |   |          |       |           |   |          |       |            |   |          |       |          |     |          |               |                 |    |
|          |   |          |       |           |   |          |       |            |   |          |       |          |     |          |               |                 |    |
|          |   |          |       |           |   |          |       |            |   |          |       |          |     |          |               |                 |    |
|          |   |          |       |           |   |          |       |            |   |          |       |          |     |          |               |                 |    |
|          |   |          |       |           |   |          |       |            |   |          |       |          |     |          |               |                 |    |
|          |   |          |       |           |   |          |       |            |   |          |       |          |     |          |               |                 |    |
|          |   |          |       |           |   |          |       |            |   |          |       |          |     |          |               |                 |    |
|          |   |          |       |           |   |          |       |            |   |          |       |          |     |          |               |                 |    |
|          |   |          |       |           |   |          |       |            |   |          |       |          |     |          |               |                 |    |
|          |   |          |       |           |   |          |       |            |   |          |       |          |     |          |               |                 |    |
|          |   |          |       |           |   |          |       |            |   |          |       |          |     |          |               |                 |    |
|          |   |          |       |           |   |          |       |            |   |          |       |          |     |          |               |                 |    |
|          |   |          |       |           |   |          |       |            |   |          |       |          |     |          |               |                 |    |
|          |   |          |       |           |   |          |       |            |   |          |       |          |     |          |               |                 |    |
|          |   |          |       |           |   |          |       |            |   |          |       |          |     |          |               |                 |    |
|          |   |          |       |           |   |          |       |            |   |          |       |          |     |          |               |                 |    |
|          |   |          |       |           |   |          |       |            |   |          |       |          |     |          |               |                 |    |
|          |   |          |       |           |   |          |       |            |   |          |       |          |     |          |               |                 |    |
|          |   |          |       |           |   |          |       |            |   |          |       |          |     |          |               |                 |    |
|          |   |          |       |           |   |          |       |            |   |          |       |          |     |          |               |                 |    |
|          |   |          |       |           |   |          |       |            |   |          |       |          |     |          |               |                 |    |
|          |   |          |       |           |   |          |       |            |   |          |       |          |     |          |               |                 |    |
|          |   |          |       |           |   |          |       |            |   |          |       |          |     |          |               |                 |    |
|          |   |          |       |           |   |          |       |            |   |          |       |          |     |          |               |                 |    |
|          |   |          |       |           |   |          |       |            |   |          |       |          |     |          |               |                 |    |
|          |   |          |       |           |   |          |       |            |   |          |       |          |     |          |               |                 |    |
|          |   |          |       |           |   |          |       |            |   |          |       |          |     |          |               |                 |    |
|          |   |          |       |           |   |          |       |            |   |          |       |          |     |          |               |                 |    |
|          |   |          |       |           |   |          |       |            |   |          |       |          |     |          |               |                 |    |
|          |   |          |       |           |   |          |       |            |   |          |       |          |     |          |               |                 |    |
|          |   |          |       |           |   |          |       |            |   |          |       |          |     |          |               |                 |    |
|          |   |          |       |           |   |          |       |            |   |          |       |          |     |          |               |                 |    |
|          |   |          |       |           |   |          |       |            |   |          |       |          |     |          |               |                 |    |
|          |   |          |       |           |   |          |       |            |   |          |       |          |     |          |               |                 |    |
|          |   |          |       |           |   |          |       |            |   |          |       |          |     |          |               |                 |    |
|          |   |          |       |           |   |          |       |            |   |          |       |          |     |          |               |                 |    |
|          |   |          |       |           |   |          |       |            |   |          |       |          |     |          |               |                 |    |
|          |   |          |       |           |   |          |       |            |   |          |       |          |     |          |               |                 |    |
|          |   |          |       |           |   |          |       |            |   |          |       |          |     |          |               |                 |    |
|          |   |          |       |           |   |          |       |            |   |          |       |          |     |          |               |                 |    |
|          |   |          |       |           |   |          |       |            |   |          |       |          |     |          |               |                 |    |
|          |   |          |       |           |   |          |       |            |   |          |       |          |     |          |               |                 |    |
|          |   |          |       |           |   |          |       |            |   |          |       |          |     |          |               |                 |    |
|          |   |          |       |           |   |          |       |            |   |          |       |          |     |          |               |                 |    |
|          |   |          |       |           |   |          |       |            |   |          |       |          |     |          |               |                 |    |
|          |   |          |       |           |   |          |       |            |   |          |       |          |     |          |               |                 |    |
|          |   |          |       |           |   |          |       |            |   |          |       |          |     |          |               |                 |    |
|          |   |          |       |           |   |          |       |            |   |          |       |          |     |          |               |                 |    |
|          |   |          |       |           |   |          |       |            |   |          |       |          |     |          |               |                 |    |
|          |   |          |       |           |   |          |       |            |   |          |       |          |     |          |               |                 |    |
|          |   |          |       |           |   |          |       |            |   |          |       |          |     |          |               |                 |    |
|          |   |          |       |           |   |          |       |            |   |          |       |          |     |          |               |                 |    |
|          |   |          |       |           |   |          |       |            |   |          |       |          |     |          |               |                 |    |
|          |   |          |       |           |   |          |       |            |   |          |       |          |     |          |               |                 |    |
|          |   |          |       |           |   |          |       |            |   |          |       |          |     |          |               |                 |    |
|          |   |          |       |           |   |          |       |            |   |          |       |          |     |          |               |                 |    |
|          |   |          |       |           |   |          |       |            |   |          |       |          |     |          |               |                 |    |
|          |   |          |       |           |   |          |       |            |   |          |       |          |     |          |               |                 |    |
|          |   |          |       |           |   |          |       |            |   |          |       |          |     |          |               |                 |    |
|          |   |          |       |           |   |          |       |            |   |          |       |          |     |          |               |                 |    |
|          |   |          |       |           |   |          |       |            |   |          |       |          |     |          |               |                 |    |
|          |   |          |       |           |   |          |       |            |   |          |       |          |     |          |               |                 |    |
|          |   |          |       |           |   |          |       |            |   |          |       |          |     |          |               |                 |    |
|          |   |          |       |           |   |          |       |            |   |          |       |          |     |          |               |                 |    |
|          |   |          |       |           |   |          |       |            |   |          |       |          |     |          |               |                 |    |
|          |   |          |       |           |   |          |       |            |   |          |       |          |     |          |               |                 |    |
|          |   |          |       |           |   |          |       |            |   |          |       |          |     |          |               |                 |    |
|          |   |          |       |           |   |          |       |            |   |          |       |          |     |          |               |                 |    |
|          |   |          |       |           |   |          |       |            |   |          |       |          |     |          |               |                 |    |
|          |   |          |       |           |   |          |       |            |   |          |       |          |     |          |               |                 |    |
|          |   |          |       |           |   |          |       |            |   |          |       |          |     |          |               |                 |    |
|          |   |          |       |           |   |          |       |            |   |          |       |          |     |          |               |                 |    |
|          |   |          |       |           |   |          |       |            |   |          |       |          |     |          |               |                 |    |
|          |   |          |       |           |   |          |       |            |   |          |       |          |     |          |               |                 |    |
|          |   |          |       |           |   |          |       |            |   |          |       |          |     |          |               |                 |    |
|          |   |          |       |           |   |          |       |            |   |          |       |          |     |          |               |                 |    |
|          |   |          |       |           |   |          |       |            |   |          |       |          |     |          |               |                 |    |
|          |   |          |       |           |   |          |       |            |   |          |       |          |     |          |               |                 |    |
|          |   |          |       |           |   |          |       |            |   |          |       |          |     |          |               |                 |    |
|          |   |          |       |           |   |          |       |            |   |          |       |          |     |          |               |                 |    |
|          |   |          |       |           |   |          |       |            |   |          |       |          |     |          |               |                 |    |
|          |   |          |       |           |   |          |       |            |   |          |       |          |     |          |               |                 |    |
|          |   |          |       |           |   |          |       |            |   |          |       |          |     |          |               |                 |    |
|          |   |          |       |           |   |          |       |            |   |          |       |          |     |          |               |                 |    |
|          |   |          |       |           |   |          |       |            |   |          |       |          |     |          |               |                 |    |
|          |   |          |       |           |   |          |       |            |   |          |       |          |     |          |               |                 |    |
|          |   |          |       |           |   |          |       |            |   |          |       |          |     |          |               |                 |    |
|          |   |          |       |           |   |          |       |            |   |          |       |          |     |          |               |                 |    |
|          |   |          |       |           |   |          |       |            |   |          |       |          |     |          |               |                 |    |
|          |   |          |       |           |   |          |       |            |   |          |       |          |     |          |               |                 |    |
|          |   |          |       |           |   |          |       |            |   |          |       |          |     |          |               |                 |    |
|          |   |          |       |           |   |          |       |            |   |          |       |          |     |          |               |                 |    |
|          |   |          |       |           |   |          |       |            |   |          |       |          |     |          |               |                 |    |
|          |   |          |       |           |   |          |       |            |   |          |       |          |     |          |               |                 |    |
|          |   |          |       |           |   |          |       |            |   |          |       |          |     |          |               |                 |    |
|          |   |          |       |           |   |          |       |            |   |          |       |          |     |          |               |                 |    |
|          |   |          |       |           |   |          |       |            |   |          |       |          |     |          |               |                 |    |
|          |   |          |       |           |   |          |       |            |   |          |       |          |     |          |               |                 |    |
|          |   |          |       |           |   |          |       |            |   |          |       |          |     |          |               |                 |    |
|          |   |          |       |           |   |          |       |            |   |          |       |          |     |          |               |                 |    |
|          |   |          |       |           |   |          |       |            |   |          |       |          |     |          |               |                 |    |
|          |   |          |       |           |   |          |       |            |   |          |       |          |     |          |               |                 |    |
|          |   |          |       |           |   |          |       |            |   |          |       |          |     |          |               |                 |    |
|          |   |          |       |           |   |          |       |            |   |          |       |          |     |          |               |                 |    |
|          |   |          |       |           |   |          |       |            |   |          |       |          |     |          |               |                 |    |
|          |   |          |       |           |   |          |       |            |   |          |       |          |     |          |               |                 |    |
|          |   |          |       |           |   |          |       |            |   |          |       |          |     |          |               |                 |    |
|          |   |          |       |           |   |          |       |            |   |          |       |          |     |          |               |                 |    |
|          |   |          |       |           |   |          |       |            |   |          |       |          |     |          |               |                 |    |
|          |   |          |       |           |   |          |       |            |   |          |       |          |     |          |               |                 |    |
|          |   |          |       |           |   |          |       |            |   |          |       |          |     |          |               |                 |    |
|          |   |          |       |           |   |          |       |            |   |          |       |          |     |          |               |                 |    |
|          |   |          |       |           |   |          |       |            |   |          |       |          |     |          |               |                 |    |
|          |   |          |       |           |   |          |       |            |   |          |       |          |     |          |               |                 |    |
|          |   |          |       |           |   |          |       |            |   |          |       |          |     |          |               |                 |    |
|          |   |          |       |           |   |          |       |            |   |          |       |          |     |          |               |                 |    |
|          |   |          |       |           |   |          |       |            |   |          |       |          |     |          |               |                 |    |
|          |   |          |       |           |   |          |       |            |   |          |       |          |     |          |               |                 |    |
|          |   |          |       |           |   |          |       |            |   |          |       |          |     |          |               |                 |    |
|          |   |          |       |           |   |          |       |            |   |          |       |          |     |          |               |                 |    |
|          |   |          |       |           |   |          |       |            |   |          |       |          |     |          |               |                 |    |
|          |   |          |       |           |   |          |       |            |   |          |       |          |     |          |               |                 |    |
|          |   |          |       |           |   |          |       |            |   |          |       |          |     |          |               |                 |    |
|          |   |          |       |           |   |          |       |            |   |          |       |          |     |          |               |                 |    |
|          |   |          |       |           |   |          |       |            |   |          |       |          |     |          |               |                 |    |
|          |   |          |       |           |   |          |       |            |   |          |       |          |     |          |               |                 |    |
|          |   |          |       |           |   |          |       |            |   |          |       |          |     |          |               |                 |    |
|          |   |          |       |           |   |          |       |            |   |          |       |          |     |          |               |                 |    |
|          |   |          |       |           |   |          |       |            |   |          |       |          |     |          |               |                 |    |
|          |   |          |       |           |   |          |       |            |   |          |       |          |     |          |               |                 |    |
|          |   |          |       |           |   |          |       |            |   |          |       |          |     |          |               |                 |    |
|          |   |          |       |           |   |          |       |            |   |          |       |          |     |          |               |                 |    |
|          |   |          |       |           |   |          |       |            |   |          |       |          |     |          |               |                 |    |
|          |   |          |       |           |   |          |       |            |   |          |       |          |     |          |               |                 |    |
|          |   |          |       |           |   |          |       |            |   |          |       |          |     |          |               |                 |    |
|          |   |          |       |           |   |          |       |            |   |          |       |          |     |          |               |                 |    |
|          |   |          |       |           |   |          |       |            |   |          |       |          |     |          |               |                 |    |
|          |   |          |       |           |   |          |       |            |   |          |       |          |     |          |               |                 |    |
|          |   |          |       |           |   |          |       |            |   |          |       |          |     |          |               |                 |    |
|          |   |          |       |           |   |          |       |            |   |          |       |          |     |          |               |                 |    |
|          |   |          |       |           |   |          |       |            |   |          |       |          |     |          |               |                 |    |
|          |   |          |       |           |   |          |       |            |   |          |       |          |     |          |               |                 |    |
|          |   |          |       |           |   |          |       |            |   |          |       |          |     |          |               |                 |    |
|          |   |          |       |           |   |          |       |            |   |          |       |          |     |          |               |                 |    |
|          |   |          |       |           |   |          |       |            |   |          |       |          |     |          |               |                 |    |
|          |   |          |       |           |   |          |       |            |   |          |       |          |     |          |               |                 |    |
|          |   |          |       |           |   |          |       |            |   |          |       |          |     |          |               |                 |    |
|          |   |          |       |           |   |          |       |            |   |          |       |          |     |          |               |                 |    |
|          |   |          |       |           |   |          |       |            |   |          |       |          |     |          |               |                 |    |
|          |   |          |       |           |   |          |       |            |   |          |       |          |     |          |               |                 |    |
|          |   |          |       |           |   |          |       |            |   |          |       |          |     |          |               |                 |    |
|          |   |          |       |           |   |          |       |            |   |          |       |          |     |          |               |                 |    |
|          |   |          |       |           |   |          |       |            |   |          |       |          |     |          |               |                 |    |
|          |   |          |       |           |   |          |       |            |   |          |       |          |     |          |               |                 |    |
|          |   |          |       |           |   |          |       |            |   |          |       |          |     |          |               |                 |    |
|          |   |          |       |           |   |          |       |            |   |          |       |          |     |          |               |                 |    |
|          |   |          |       |           |   |          |       |            |   |          |       |          |     |          |               |                 |    |
|          |   |          |       |           |   |          |       |            |   |          |       |          |     |          |               |                 |    |
|          |   |          |       |           |   |          |       |            |   |          |       |          |     |          |               |                 |    |
|          |   |          |       |           |   |          |       |            |   |          |       |          |     |          |               |                 |    |
|          |   |          |       |           |   |          |       |            |   |          |       |          |     |          |               |                 |    |
|          |   |          |       |           |   |          |       |            |   |          |       |          |     |          |               |                 |    |
|          |   |          |       |           |   |          |       |            |   |          |       |          |     |          |               |                 |    |
|          |   |          |       |           |   |          |       |            |   |          |       |          |     |          |               |                 |    |
|          |   |          |       |           |   |          |       |            |   |          |       |          |     |          |               |                 |    |
|          |   |          |       |           |   |          |       |            |   |          |       |          |     |          |               |                 |    |
|          |   |          |       |           |   |          |       |            |   |          |       |          |     |          |               |                 |    |
|          |   |          |       |           |   |          |       |            |   |          |       |          |     |          |               |                 |    |
|          |   |          |       |           |   |          |       |            |   |          |       |          |     |          |               |                 |    |
|          |   |          |       |           |   |          |       |            |   |          |       |          |     |          |               |                 |    |
|          |   |          |       |           |   |          |       |            |   |          |       |          |     |          |               |                 |    |
|          |   |          |       |           |   |          |       |            |   |          |       |          |     |          |               |                 |    |
|          |   |          |       |           |   |          |       |            |   |          |       |          |     |          |               |                 |    |
|          |   |          |       |           |   |          |       |            |   |          |       |          |     |          |               |                 |    |
|          |   |          |       |           |   |          |       |            |   |          |       |          |     |          |               |                 |    |
|          |   |          |       |           |   |          |       |            |   |          |       |          |     |          |               |                 |    |
|          |   |          |       |           |   |          |       |            |   |          |       |          |     |          |               |                 |    |
|          |   |          |       |           |   |          |       |            |   |          |       |          |     |          |               |                 |    |
|          |   |          |       |           |   |          |       |            |   |          |       |          |     |          |               |                 |    |
|          |   |          |       |           |   |          |       |            |   |          |       |          |     |          |               |                 |    |
|          |   |          |       |           |   |          |       |            |   |          |       |          |     |          |               |                 |    |
|          |   |          |       |           |   |          |       |            |   |          |       |          |     |          |               |                 |    |
|          |   |          |       |           |   |          |       |            |   |          |       |          |     |          |               |                 |    |
|          |   |          |       |           |   |          |       |            |   |          |       |          |     |          |               |                 |    |
|          |   |          |       |           |   |          |       |            |   |          |       |          |     |          |               |                 |    |
|          |   |          |       |           |   |          |       |            |   |          |       |          |     |          |               |                 |    |
|          |   |          |       |           |   |          |       |            |   |          |       |          |     |          |               |                 |    |
|          |   |          |       |           |   |          |       |            |   |          |       |          |     |          |               |                 |    |
|          |   |          |       |           |   |          |       |            |   |          |       |          |     |          |               |                 |    |
|          |   |          |       |           |   |          |       |            |   |          |       |          |     |          |               |                 |    |
|          |   |          |       |           |   |          |       |            |   |          |       |          |     |          |               |                 |    |
|          |   |          |       |           |   |          |       |            |   |          |       |          |     |          |               |                 |    |
|          |   |          |       |           |   |          |       |            |   |          |       |          |     |          |               |                 |    |
|          |   |          |       |           |   |          |       |            |   |          |       |          |     |          |               |                 |    |
|          |   |          |       |           |   |          |       |            |   |          |       |          |     |          |               |                 |    |
|          |   |          |       |           |   |          |       |            |   |          |       |          |     |          |               |                 |    |
|          |   |          |       |           |   |          |       |            |   |          |       |          |     |          |               |                 |    |
|          |   |          |       |           |   |          |       |            |   |          |       |          |     |          |               |                 |    |
|          |   |          |       |           |   |          |       |            |   |          |       |          |     |          |               |                 |    |
|          |   |          |       |           |   |          |       |            |   |          |       |          |     |          |               |                 |    |
|          |   |          |       |           |   |          |       |            |   |          |       |          |     |          |               |                 |    |
|          |   |          |       |           |   |          |       |            |   |          |       |          |     |          |               |                 |    |
|          |   |          |       |           |   |          |       |            |   |          |       |          |     |          |               |                 |    |
|          |   |          |       |           |   |          |       |            |   |          |       |          |     |          |               |                 |    |
|          |   |          |       |           |   |          |       |            |   |          |       |          |     |          |               |                 |    |
|          |   |          |       |           |   |          |       |            |   |          |       |          |     |          |               |                 |    |
|          |   |          |       |           |   |          |       |            |   |          |       |          |     |          |               |                 |    |
|          |   |          |       |           |   |          |       |            |   |          |       |          |     |          |               |                 |    |
|          |   |          |       |           |   |          |       |            |   |          |       |          |     |          |               |                 |    |
|          |   |          |       |           |   |          |       |            |   |          |       |          |     |          |               |                 |    |
|          |   |          |       |           |   |          |       |            |   |          |       |          |     |          |               |                 |    |
|          |   |          |       |           |   |          |       |            |   |          |       |          |     |          |               |                 |    |
|          |   |          |       |           |   |          |       |            |   |          |       |          |     |          |               |                 |    |
|          |   |          |       |           |   |          |       |            |   |          |       |          |     |          |               |                 |    |
|          |   |          |       |           |   |          |       |            |   |          |       |          |     |          |               |                 |    |
|          |   |          |       |           |   |          |       |            |   |          |       |          |     |          |               |                 |    |
|          |   |          |       |           |   |          |       |            |   |          |       |          |     |          |               |                 |    |
|          |   |          |       |           |   |          |       |            |   |          |       |          |     |          |               |                 |    |
|          |   |          |       |           |   |          |       |            |   |          |       |          |     |          |               |                 |    |
|          |   |          |       |           |   |          |       |            |   |          |       |          |     |          |               |                 |    |
|          |   |          |       |           |   |          |       |            |   |          |       |          |     |          |               |                 |    |
|          |   |          |       |           |   |          |       |            |   |          |       |          |     |          |               |                 |    |
|          |   |          |       |           |   |          |       |            |   |          |       |          |     |          |               |                 |    |
|          |   |          |       |           |   |          |       |            |   |          |       |          |     |          |               |                 |    |
|          |   |          |       |           |   |          |       |            |   |          |       |          |     |          |               |                 |    |
|          |   |          |       |           |   |          |       |            |   |          |       |          |     |          |               |                 |    |
|          |   |          |       |           |   |          |       |            |   |          |       |          |     |          |               |                 |    |
|          |   |          |       |           |   |          |       |            |   |          |       |          |     |          |               |                 |    |
|          |   |          |       |           |   |          |       |            |   |          |       |          |     |          |               |                 |    |
|          |   |          |       |           |   |          |       |            |   |          |       |          |     |          |               |                 |    |
|          |   |          |       |           |   |          |       |            |   |          |       |          |     |          |               |                 |    |
|          |   |          |       |           |   |          |       |            |   |          |       |          |     |          |               |                 |    |
|          |   |          |       |           |   |          |       |            |   |          |       |          |     |          |               |                 |    |
|          |   |          |       |           |   |          |       |            |   |          |       |          |     |          |               |                 |    |
|          |   |          |       |           |   |          |       |            |   |          |       |          |     |          |               |                 |    |
|          |   |          |       |           |   |          |       |            |   |          |       |          |     |          |               |                 |    |
|          |   |          |       |           |   |          |       |            |   |          |       |          |     |          |               |                 |    |
|          |   |          |       |           |   |          |       |            |   |          |       |          |     |          |               |                 |    |
|          |   |          |       |           |   |          |       |            |   |          |       |          |     |          |               |                 |    |
|          |   |          |       |           |   |          |       |            |   |          |       |          |     |          |               |                 |    |
|          |   |          |       |           |   |          |       |            |   |          |       |          |     |          |               |                 |    |
|          |   |          |       |           |   |          |       |            |   |          |       |          |     |          |               |                 |    |
|          |   |          |       |           |   |          |       |            |   |          |       |          |     |          |               |                 |    |
|          |   |          |       |           |   |          |       |            |   |          |       |          |     |          |               |                 |    |
|          |   |          |       |           |   |          |       |            |   |          |       |          |     |          |               |                 |    |
|          |   |          |       |           |   |          |       |            |   |          |       |          |     |          |               |                 |    |
|          |   |          |       |           |   |          |       |            |   |          |       |          |     |          |               |                 |    |
|          |   |          |       |           |   |          |       |            |   |          |       |          |     |          |               |                 |    |
|          |   |          |       |           |   |          |       |            |   |          |       |          |     |          |               |                 |    |
|          |   |          |       |           |   |          |       |            |   |          |       |          |     |          |               |                 |    |
|          |   |          |       |           |   |          |       |            |   |          |       |          |     |          |               |                 |    |
|          |   |          |       |           |   |          |       |            |   |          |       |          |     |          |               |                 |    |
|          |   |          |       |           |   |          |       |            |   |          |       |          |     |          |               |                 |    |
|          |   |          |       |           |   |          |       |            |   |          |       |          |     |          |               |                 |    |
|          |   |          |       |           |   |          |       |            |   |          |       |          |     |          |               |                 |    |
|          |   |          |       |           |   |          |       |            |   |          |       |          |     |          |               |                 |    |
|          |   |          |       |           |   |          |       |            |   |          |       |          |     |          |               |                 |    |
|          |   |          |       |           |   |          |       |            |   |          |       |          |     |          |               |                 |    |
|          |   |          |       |           |   |          |       |            |   |          |       |          |     |          |               |                 |    |
|          |   |          |       |           |   |          |       |            |   |          |       |          |     |          |               |                 |    |
|          |   |          |       |           |   |          |       |            |   |          |       |          |     |          |               |                 |    |
|          |   |          |       |           |   |          |       |            |   |          |       |          |     |          |               |                 |    |
|          |   |          |       |           |   |          |       |            |   |          |       |          |     |          |               |                 |    |
|          |   |          |       |           |   |          |       |            |   |          |       |          |     |          |               |                 |    |
|          |   |          |       |           |   |          |       |            |   |          |       |          |     |          |               |                 |    |
|          |   |          |       |           |   |          |       |            |   |          |       |          |     |          |               |                 |    |
|          |   |          |       |           |   |          |       |            |   |          |       |          |     |          |               |                 |    |
|          |   |          |       |           |   |          |       |            |   |          |       |          |     |          |               |                 |    |
|          |   |          |       |           |   |          |       |            |   |          |       |          |     |          |               |                 |    |
|          |   |          |       |           |   |          |       |            |   |          |       |          |     |          |               |                 |    |
|          |   |          |       |           |   |          |       |            |   |          |       |          |     |          |               |                 |    |
|          |   |          |       |           |   |          |       |            |   |          |       |          |     |          |               |                 |    |
|          |   |          |       |           |   |          |       |            |   |          |       |          |     |          |               |                 |    |
|          |   |          |       |           |   |          |       |            |   |          |       |          |     |          |               |                 |    |
|          |   |          |       |           |   |          |       |            |   |          |       |          |     |          |               |                 |    |
|          |   |          |       |           |   |          |       |            |   |          |       |          |     |          |               |                 |    |
|          |   |          |       |           |   |          |       |            |   |          |       |          |     |          |               |                 |    |
|          |   |          |       |           |   |          |       |            |   |          |       |          |     |          |               |                 |    |

Non-Div I Games: Notre Dame (OH) 51 66 Lake Erie 65 42

Cleveland St.

Loss, Non-Conf, S Site, H Home A Away N Neutral

|                   |          |           |                |            |             |               |      |      |       |           |
|-------------------|----------|-----------|----------------|------------|-------------|---------------|------|------|-------|-----------|
| Average RPI Win:  | 297      | WON-LOST  | WINNING        | LAST 10    | STRENGTH OF | OPP. STRENGTH | TEAM | ADJ. | CONF. | ADJ CONF. |
| Average RPI Loss: | 159      | RECORD    | PCT. RANK      | GAMES      | SCHEDULE    | OF SCHEDULE   | RPI  | RPI  | RPI   | RPI       |
| DIV. I ONLY       | 4- 4     | 160       | 4- 4           | 332        | 296         | 260           | 260  | 19   | 19    |           |
| DIV. I NON-CONF.  | 4- 4     | 161       | 4- 4           | 332        | 295         | 259           | 259  | 19   | 19    |           |
| TOTALS            | RPI 1-25 | RPI 26-50 | W-L RECORDS    | RPI 51-100 | RPI 101-150 | RPI 150+      |      |      |       |           |
| 4- 4              | 0- 0     | 0- 0      | OVERALL        | 0- 1       | 0- 1        | 4- 2          |      |      |       |           |
| 1- 1              | 0- 0     | 0- 0      | HOME           | 0- 0       | 0- 0        | 1- 1          |      |      |       |           |
| 2- 3              | 0- 0     | 0- 0      | AWAY           | 0- 1       | 0- 1        | 2- 1          |      |      |       |           |
| 1- 0              | 0- 0     | 0- 0      | NEUTRAL        | 0- 0       | 0- 0        | 1- 0          |      |      |       |           |
| 4- 4              | 0- 0     | 0- 0      | NON-CONFERENCE | 0- 1       | 0- 1        | 4- 2          |      |      |       |           |
| 1- 1              | 0- 0     | 0- 0      | HOME           | 0- 0       | 0- 0        | 1- 1          |      |      |       |           |
| 2- 3              | 0- 0     | 0- 0      | AWAY           | 0- 1       | 0- 1        | 2- 1          |      |      |       |           |
| 1- 0              | 0- 0     | 0- 0      | NEUTRAL        | 0- 0       | 0- 0        | 1- 0          |      |      |       |           |
| 0- 0              | 0- 0     | 0- 0      | CONFERENCE     | 0- 0       | 0- 0        | 0- 0          |      |      |       |           |
| 0- 0              | 0- 0     | 0- 0      | HOME           | 0- 0       | 0- 0        | 0- 0          |      |      |       |           |
| 0- 0              | 0- 0     | 0- 0      | AWAY           | 0- 0       | 0- 0        | 0- 0          |      |      |       |           |
| 0- 0              | 0- 0     | 0- 0      | NEUTRAL        | 0- 0       | 0- 0        | 0- 0          |      |      |       |           |

| RPI 1-25                  |   |              | RPI 26-50 |       |   | RPI 51-100         |         |       | RPI 101+ |                    |       | Team's RPI: 260 |
|---------------------------|---|--------------|-----------|-------|---|--------------------|---------|-------|----------|--------------------|-------|-----------------|
| RPI                       | S | Opponent     | Score     | RPI   | S | Opponent           | Score   | RPI   | S        | Opponent           | Score |                 |
|                           |   |              |           |       |   | 82 A               | Clemson | 57 64 | 150 A    | Wofford            | 62 67 |                 |
|                           |   |              |           |       |   |                    |         |       | 181 A    | Col. of Charleston | 79 72 |                 |
|                           |   |              |           |       |   |                    |         |       | 196 A    | Marshall           | 66 84 |                 |
|                           |   |              |           |       |   |                    |         |       | 208 H    | Saint Francis (PA) | 59 70 |                 |
|                           |   |              |           |       |   |                    |         |       | 331 A    | Fort Wayne         | 72 57 |                 |
|                           |   |              |           |       |   |                    |         |       | 333 N    | South Carolina St. | 63 54 |                 |
|                           |   |              |           |       |   |                    |         |       | 342 H    | N.C. Central       | 66 50 |                 |
| LAST 12 Division I GAMES: |   |              |           |       |   |                    |         |       |          |                    |       |                 |
| 331 A                     |   | Fort Wayne   | 72 57     | 181 A |   | Col. of Charleston | 79 72   |       |          |                    |       |                 |
| 196 A                     |   | Marshall     | 66 84     | 333 N |   | South Carolina St. | 63 54   |       |          |                    |       |                 |
| 342 H                     |   | N.C. Central | 66 50     | 208 H |   | Saint Francis (PA) | 59 70   |       |          |                    |       |                 |
| 82 A                      |   | Clemson      | 57 64     | 150 A |   | Wofford            | 62 67   |       |          |                    |       |                 |

Non-Div I Games: Pfeiffer 91 49 Catawba 58 63

Coastal Caro.

|                   |          |           |                |            |             |               |      |      |       |           |
|-------------------|----------|-----------|----------------|------------|-------------|---------------|------|------|-------|-----------|
| Average RPI Win:  | 249      | WON-LOST  | WINNING        | LAST 10    | STRENGTH OF | OPP. STRENGTH | TEAM | ADJ. | CONF. | ADJ CONF. |
| Average RPI Loss: | 117      | RECORD    | PCT. RANK      | GAMES      | SCHEDULE    | OF SCHEDULE   | RPI  | RPI  | RPI   | RPI       |
| DIV. I ONLY       | 3- 8     | 259       | 3- 7           | 81         | 199         | 181           | 181  | 8    | 8     |           |
| DIV. I NON-CONF.  | 3- 8     | 259       | 3- 8           | 83         | 199         | 180           | 180  | 8    | 8     |           |
| TOTALS            | RPI 1-25 | RPI 26-50 | W-L RECORDS    | RPI 51-100 | RPI 101-150 | RPI 150+      |      |      |       |           |
| 3- 8              | 0- 2     | 0- 1      | OVERALL        | 0- 1       | 0- 1        | 3- 3          |      |      |       |           |
| 0- 4              | 0- 1     | 0- 1      | HOME           | 0- 0       | 0- 0        | 0- 2          |      |      |       |           |
| 3- 4              | 0- 1     | 0- 0      | AWAY           | 0- 1       | 0- 1        | 3- 1          |      |      |       |           |
| 0- 0              | 0- 0     | 0- 0      | NEUTRAL        | 0- 0       | 0- 0        | 0- 0          |      |      |       |           |
| 3- 8              | 0- 2     | 0- 1      | NON-CONFERENCE | 0- 1       | 0- 1        | 3- 3          |      |      |       |           |
| 0- 4              | 0- 1     | 0- 1      | HOME           | 0- 0       | 0- 0        | 0- 2          |      |      |       |           |
| 3- 4              | 0- 1     | 0- 0      | AWAY           | 0- 1       | 0- 1        | 3- 1          |      |      |       |           |
| 0- 0              | 0- 0     | 0- 0      | NEUTRAL        | 0- 0       | 0- 0        | 0- 0          |      |      |       |           |
| 0- 0              | 0- 0     | 0- 0      | CONFERENCE     | 0- 0       | 0- 0        | 0- 0          |      |      |       |           |
| 0- 0              | 0- 0     | 0- 0      | HOME           | 0- 0       | 0- 0        | 0- 0          |      |      |       |           |
| 0- 0              | 0- 0     | 0- 0      | AWAY           | 0- 0       | 0- 0        | 0- 0          |      |      |       |           |
| 0- 0              | 0- 0     | 0- 0      | NEUTRAL        | 0- 0       | 0- 0        | 0- 0          |      |      |       |           |







































| RPI 1-25                  |   |                    |       | RPI 26-50 |   |                 |       | RPI 51-100 |   |                    |       | RPI 101+ Team's RPI: 181 |   |                 |       |
|---------------------------|---|--------------------|-------|-----------|---|-----------------|-------|------------|---|--------------------|-------|--------------------------|---|-----------------|-------|
| RPI                       | S | Opponent           | Score | RPI       | S | Opponent        | Score | RPI        | S | Opponent           | Score | RPI                      | S | Opponent        | Score |
| 11                        | H | Virginia Tech      | 61 71 | 50        | H | Charlotte       | 49 62 | 78         | A | North Carolina St. | 47 91 | 131                      | A | Western Ky.     | 76 89 |
| 24                        | A | Louisville         | 58 86 |           |   |                 |       |            |   |                    |       | 162                      | A | Houston         | 63 79 |
|                           |   |                    |       |           |   |                 |       |            |   |                    |       | 197                      | A | Appalachian St. | 65 62 |
|                           |   |                    |       |           |   |                 |       |            |   |                    |       | 217                      | H | North Florida   | 47 60 |
|                           |   |                    |       |           |   |                 |       |            |   |                    |       | 239                      | A | Charleston So.  | 79 76 |
|                           |   |                    |       |           |   |                 |       |            |   |                    |       | 260                      | H | Coastal Caro.   | 72 79 |
|                           |   |                    |       |           |   |                 |       |            |   |                    |       | 311                      | A | Winthrop        | 95 64 |
| LAST 12 Division I GAMES: |   |                    |       |           |   |                 |       |            |   |                    |       |                          |   |                 |       |
| 239                       | A | Charleston So.     | 79 76 | 131       | A | Western Ky.     | 76 89 |            |   |                    |       |                          |   |                 |       |
| 260                       | H | Coastal Caro.      | 72 79 | 24        | A | Louisville      | 58 86 |            |   |                    |       |                          |   |                 |       |
| 78                        | A | North Carolina St. | 47 91 | 162       | A | Houston         | 63 79 |            |   |                    |       |                          |   |                 |       |
| 311                       | A | Winthrop           | 95 64 | 217       | H | North Florida   | 47 60 |            |   |                    |       |                          |   |                 |       |
| 50                        | H | Charlotte          | 49 62 | 197       | A | Appalachian St. | 65 62 |            |   |                    |       |                          |   |                 |       |
|                           |   |                    |       | 11        | H | Virginia Tech   | 61 71 |            |   |                    |       |                          |   |                 |       |

Non-Div I Games:

Col. of Charleston

■ Loss, 
 ■ Non-Conf, 
 ■ S Site, 
 ■ H Home 
 ■ A Away 
 N Neutral

|                              |          |           |                |             |               |          |      |       |           |
|------------------------------|----------|-----------|----------------|-------------|---------------|----------|------|-------|-----------|
| Average RPI Win: <b>232</b>  | WON-LOST | WINNING   | LAST 10        | STRENGTH OF | OPP. STRENGTH | TEAM     | ADJ. | CONF. | ADJ CONF. |
| Average RPI Loss: <b>178</b> | RECORD   | PCT. RANK | GAMES          | SCHEDULE    | OF SCHEDULE   | RPI      | RPI  | RPI   | RPI       |
| DIV. I ONLY                  | 3- 8     | 259       | 3- 7           | 149         | 297           | 237      | 237  | 24    | 24        |
| DIV. I NON-CONF.             | 3- 8     | 259       | 3- 8           | 150         | 296           | 238      | 238  | 24    | 24        |
| TOTALS                       | RPI 1-25 | RPI 26-50 | W-L RECORDS    | RPI 51-100  | RPI 101-150   | RPI 150+ |      |       |           |
| 3- 8                         | 0- 0     | 0- 0      | OVERALL        | 0- 2        | 0- 2          | 3- 4     |      |       |           |
| 2- 1                         | 0- 0     | 0- 0      | HOME           | 0- 0        | 0- 1          | 2- 0     |      |       |           |
| 1- 7                         | 0- 0     | 0- 0      | AWAY           | 0- 2        | 0- 1          | 1- 4     |      |       |           |
| 0- 0                         | 0- 0     | 0- 0      | NEUTRAL        | 0- 0        | 0- 0          | 0- 0     |      |       |           |
| 3- 8                         | 0- 0     | 0- 0      | NON-CONFERENCE | 0- 2        | 0- 2          | 3- 4     |      |       |           |
| 2- 1                         | 0- 0     | 0- 0      | HOME           | 0- 0        | 0- 1          | 2- 0     |      |       |           |
| 1- 7                         | 0- 0     | 0- 0      | AWAY           | 0- 2        | 0- 1          | 1- 4     |      |       |           |
| 0- 0                         | 0- 0     | 0- 0      | NEUTRAL        | 0- 0        | 0- 0          | 0- 0     |      |       |           |
| 0- 0                         | 0- 0     | 0- 0      | CONFERENCE     | 0- 0        | 0- 0          | 0- 0     |      |       |           |
| 0- 0                         | 0- 0     | 0- 0      | HOME           | 0- 0        | 0- 0          | 0- 0     |      |       |           |
| 0- 0                         | 0- 0     | 0- 0      | AWAY           | 0- 0        | 0- 0          | 0- 0     |      |       |           |
| 0- 0                         | 0- 0     | 0- 0      | NEUTRAL        | 0- 0        | 0- 0          | 0- 0     |      |       |           |

| RPI 1-25                  |   |          | RPI 26-50 |     |   | RPI 51-100                                                                                              |                                                                                             |                                                                                                         | RPI 101+                                                                                    |          |       | Team's RPI: 237 |
|---------------------------|---|----------|-----------|-----|---|---------------------------------------------------------------------------------------------------------|---------------------------------------------------------------------------------------------|---------------------------------------------------------------------------------------------------------|---------------------------------------------------------------------------------------------|----------|-------|-----------------|
| RPI                       | S | Opponent | Score     | RPI | S | Opponent                                                                                                | Score                                                                                       | RPI                                                                                                     | S                                                                                           | Opponent | Score |                 |
|                           |   |          |           |     |   | 68  Gonzaga            | 42  72   | 130  Cornell         | 57  70   |          |       |                 |
|                           |   |          |           |     |   | 94  Providence         | 85  92   | 146  Purdue          | 51  71   |          |       |                 |
|                           |   |          |           |     |   |                                                                                                         |                                                                                             | 169  Towson          | 76 71                                                                                       |          |       |                 |
|                           |   |          |           |     |   |                                                                                                         |                                                                                             | 179  Columbia        | 67  75   |          |       |                 |
|                           |   |          |           |     |   |                                                                                                         |                                                                                             | 194  St. Bonaventure | 57  70   |          |       |                 |
|                           |   |          |           |     |   |                                                                                                         |                                                                                             | 206  Brown           | 67 62                                                                                       |          |       |                 |
|                           |   |          |           |     |   |                                                                                                         |                                                                                             | 273  Siena           | 63  71   |          |       |                 |
|                           |   |          |           |     |   |                                                                                                         |                                                                                             | 322  LIU Brooklyn    | 76 61                                                                                       |          |       |                 |
|                           |   |          |           |     |   |                                                                                                         |                                                                                             | 340  UMass Lowell    | 77  82   |          |       |                 |
| LAST 12 Division I GAMES: |   |          |           |     |   |                                                                                                         |                                                                                             |                                                                                                         |                                                                                             |          |       |                 |
|                           |   |          |           |     |   | 68  Gonzaga          | 42  72 | 169  Towson        | 76 71                                                                                       |          |       |                 |
|                           |   |          |           |     |   | 340  UMass Lowell    | 77  82 | 146  Purdue        | 51  71 |          |       |                 |
|                           |   |          |           |     |   | 322  LIU Brooklyn    | 76 61                                                                                       | 179  Columbia      | 67  75 |          |       |                 |
|                           |   |          |           |     |   | 194  St. Bonaventure | 57  70 | 273  Siena         | 63  71 |          |       |                 |
|                           |   |          |           |     |   | 94  Providence       | 85  92 | 206  Brown         | 67 62                                                                                       |          |       |                 |
|                           |   |          |           |     |   |                                                                                                         |                                                                                             | 130  Cornell       | 57  70 |          |       |                 |

Non-Div I Games:

Colgate

Colorado

Through Games Of Dec. 23, 2016

|                   |          |           |                |            |             |               |      |      |       |           |
|-------------------|----------|-----------|----------------|------------|-------------|---------------|------|------|-------|-----------|
| Average RPI Win:  | 195      | WON-LOST  | WINNING        | LAST 10    | STRENGTH OF | OPP. STRENGTH | TEAM | ADJ. | CONF. | ADJ CONF. |
| Average RPI Loss: | 120      | RECORD    | PCT. RANK      | GAMES      | SCHEDULE    | OF SCHEDULE   | RPI  | RPI  | RPI   | RPI       |
| DIV. I ONLY       | 10- 1    | 16        | 9- 1           | 254        | 77          | 79            | 79   | 2    | 2     |           |
| DIV. I NON-CONF.  | 10- 1    | 16        | 10- 1          | 255        | 77          | 81            | 81   | 2    | 2     |           |
| TOTALS            | RPI 1-25 | RPI 26-50 | W-L RECORDS    | RPI 51-100 | RPI 101-150 | RPI 150+      |      |      |       |           |
| 10- 1             | 1- 0     | 0- 0      | OVERALL        | 1- 0       | 2- 1        | 6- 0          |      |      |       |           |
| 7- 1              | 1- 0     | 0- 0      | HOME           | 1- 0       | 1- 1        | 4- 0          |      |      |       |           |
| 3- 0              | 0- 0     | 0- 0      | AWAY           | 0- 0       | 1- 0        | 2- 0          |      |      |       |           |
| 0- 0              | 0- 0     | 0- 0      | NEUTRAL        | 0- 0       | 0- 0        | 0- 0          |      |      |       |           |
| 10- 1             | 1- 0     | 0- 0      | NON-CONFERENCE | 1- 0       | 2- 1        | 6- 0          |      |      |       |           |
| 7- 1              | 1- 0     | 0- 0      | HOME           | 1- 0       | 1- 1        | 4- 0          |      |      |       |           |
| 3- 0              | 0- 0     | 0- 0      | AWAY           | 0- 0       | 1- 0        | 2- 0          |      |      |       |           |
| 0- 0              | 0- 0     | 0- 0      | NEUTRAL        | 0- 0       | 0- 0        | 0- 0          |      |      |       |           |
| 0- 0              | 0- 0     | 0- 0      | CONFERENCE     | 0- 0       | 0- 0        | 0- 0          |      |      |       |           |
| 0- 0              | 0- 0     | 0- 0      | HOME           | 0- 0       | 0- 0        | 0- 0          |      |      |       |           |
| 0- 0              | 0- 0     | 0- 0      | AWAY           | 0- 0       | 0- 0        | 0- 0          |      |      |       |           |
| 0- 0              | 0- 0     | 0- 0      | NEUTRAL        | 0- 0       | 0- 0        | 0- 0          |      |      |       |           |

| RPI 1-25                  |   |                  |       | RPI 26-50 |   |                      |        | RPI 51-100 Team's RPI: 79 |   |          |       | RPI 101+ |   |                      |        |
|---------------------------|---|------------------|-------|-----------|---|----------------------|--------|---------------------------|---|----------|-------|----------|---|----------------------|--------|
| RPI                       | S | Opponent         | Score | RPI       | S | Opponent             | Score  | RPI                       | S | Opponent | Score | RPI      | S | Opponent             | Score  |
| 8                         | H | Kentucky         | 79 69 |           |   |                      |        | 67                        | H | SMU      | 67 50 | 120      | H | Wyoming              | 75 82  |
|                           |   |                  |       |           |   |                      |        |                           |   |          |       | 124      | A | Northern Colo.       | 83 62  |
|                           |   |                  |       |           |   |                      |        |                           |   |          |       | 126      | H | Colorado St.         | 74 56  |
|                           |   |                  |       |           |   |                      |        |                           |   |          |       | 187      | H | Idaho St.            | 85 56  |
|                           |   |                  |       |           |   |                      |        |                           |   |          |       | 200      | A | Mississippi Val.     | 76 64  |
|                           |   |                  |       |           |   |                      |        |                           |   |          |       | 293      | H | Air Force            | 95 68  |
|                           |   |                  |       |           |   |                      |        |                           |   |          |       | 307      | H | Southeastern La.     | 112 54 |
|                           |   |                  |       |           |   |                      |        |                           |   |          |       | 308      | H | St. Francis Brooklyn | 81 54  |
|                           |   |                  |       |           |   |                      |        |                           |   |          |       | 329      | A | North Dakota St.     | 76 59  |
| LAST 12 Division I GAMES: |   |                  |       |           |   |                      |        |                           |   |          |       |          |   |                      |        |
| 120                       | H | Wyoming          | 75 82 | 307       | H | Southeastern La.     | 112 54 |                           |   |          |       |          |   |                      |        |
| 200                       | A | Mississippi Val. | 76 64 | 67        | H | SMU                  | 67 50  |                           |   |          |       |          |   |                      |        |
| 126                       | H | Colorado St.     | 74 56 | 308       | H | St. Francis Brooklyn | 81 54  |                           |   |          |       |          |   |                      |        |
| 187                       | H | Idaho St.        | 85 56 | 329       | A | North Dakota St.     | 76 59  |                           |   |          |       |          |   |                      |        |
| 124                       | A | Northern Colo.   | 83 62 | 8         | H | Kentucky             | 79 69  |                           |   |          |       |          |   |                      |        |
|                           |   |                  |       | 293       | H | Air Force            | 95 68  |                           |   |          |       |          |   |                      |        |

Non-Div I Games:

Colorado

Loss, Non-Conf, S Site, H Home A Away N Neutral



|                   |          |           |                |            |             |               |      |      |       |           |
|-------------------|----------|-----------|----------------|------------|-------------|---------------|------|------|-------|-----------|
| Average RPI Win:  | 260      | WON-LOST  | WINNING        | LAST 10    | STRENGTH OF | OPP. STRENGTH | TEAM | ADJ. | CONF. | ADJ CONF. |
| Average RPI Loss: | 62       | RECORD    | PCT. RANK      | GAMES      | SCHEDULE    | OF SCHEDULE   | RPI  | RPI  | RPI   | RPI       |
| DIV. I ONLY       | 6- 4     | 126       | 5- 3           | 199        | 169         | 126           | 126  | 14   | 14    |           |
| DIV. I NON-CONF.  | 6- 4     | 124       | 6- 4           | 200        | 170         | 127           | 127  | 14   | 14    |           |
| TOTALS            | RPI 1-25 | RPI 26-50 | W-L RECORDS    | RPI 51-100 | RPI 101-150 | RPI 150+      |      |      |       |           |
| 6- 4              | 0- 2     | 0- 0      | OVERALL        | 0- 1       | 1- 1        | 5- 0          |      |      |       |           |
| 5- 0              | 0- 0     | 0- 0      | HOME           | 0- 0       | 1- 0        | 4- 0          |      |      |       |           |
| 1- 4              | 0- 1     | 0- 0      | AWAY           | 0- 1       | 0- 1        | 1- 0          |      |      |       |           |
| 0- 0              | 0- 0     | 0- 0      | NEUTRAL        | 0- 0       | 0- 0        | 0- 0          |      |      |       |           |
| 6- 4              | 0- 2     | 0- 0      | NON-CONFERENCE | 0- 1       | 1- 1        | 5- 0          |      |      |       |           |
| 5- 0              | 0- 0     | 0- 0      | HOME           | 0- 0       | 1- 0        | 4- 0          |      |      |       |           |
| 1- 4              | 0- 2     | 0- 0      | AWAY           | 0- 1       | 0- 1        | 1- 0          |      |      |       |           |
| 0- 0              | 0- 0     | 0- 0      | NEUTRAL        | 0- 0       | 0- 0        | 0- 0          |      |      |       |           |
| 0- 0              | 0- 0     | 0- 0      | CONFERENCE     | 0- 0       | 0- 0        | 0- 0          |      |      |       |           |
| 0- 0              | 0- 0     | 0- 0      | HOME           | 0- 0       | 0- 0        | 0- 0          |      |      |       |           |
| 0- 0              | 0- 0     | 0- 0      | AWAY           | 0- 0       | 0- 0        | 0- 0          |      |      |       |           |
| 0- 0              | 0- 0     | 0- 0      | NEUTRAL        | 0- 0       | 0- 0        | 0- 0          |      |      |       |           |

| RPI 1-25                  |   |                  |        | RPI 26-50 |   |          |       | RPI 51-100 |   |            |        | RPI 101+ Team's RPI: 126 |   |                  |       |
|---------------------------|---|------------------|--------|-----------|---|----------|-------|------------|---|------------|--------|--------------------------|---|------------------|-------|
| RPI                       | S | Opponent         | Score  | RPI       | S | Opponent | Score | RPI        | S | Opponent   | Score  | RPI                      | S | Opponent         | Score |
| 12                        | A | Washington       | 68 101 |           |   |          |       | 79         | A | Colorado   | 56 74  | 124                      | H | Northern Colo.   | 58 47 |
| 21                        | A | Oklahoma         | 55 70  |           |   |          |       |            |   |            |        | 136                      | A | Nebraska         | 59 62 |
|                           |   |                  |        |           |   |          |       |            |   |            |        | 168                      | H | Omaha            | 69 42 |
|                           |   |                  |        |           |   |          |       |            |   |            |        | 278                      | H | Seattle U        | 66 62 |
|                           |   |                  |        |           |   |          |       |            |   |            |        | 307                      | H | Southeastern La. | 77 31 |
|                           |   |                  |        |           |   |          |       |            |   |            |        | 339                      | H | Denver           | 76 49 |
|                           |   |                  |        |           |   |          |       |            |   |            |        | 343                      | A | Montana          | 63 49 |
| LAST 12 Division I GAMES: |   |                  |        |           |   |          |       |            |   |            |        |                          |   |                  |       |
| 343                       | A | Montana          | 63 49  | 339       | H | Denver   | 76 49 | 21         | A | Oklahoma   | 55 70  |                          |   |                  |       |
| 278                       | H | Seattle U        | 66 62  | 136       | A | Nebraska | 59 62 | 12         | A | Washington | 68 101 |                          |   |                  |       |
| 79                        | A | Colorado         | 56 74  | 168       | H | Omaha    | 69 42 |            |   |            |        |                          |   |                  |       |
| 124                       | H | Northern Colo.   | 58 47  |           |   |          |       |            |   |            |        |                          |   |                  |       |
| 307                       | H | Southeastern La. | 77 31  |           |   |          |       |            |   |            |        |                          |   |                  |       |

Non-Div I Games: N.M. Highlands 96 31 Adams St. 76 29

Colorado St.

|                   |          |           |                |            |             |               |      |      |       |           |
|-------------------|----------|-----------|----------------|------------|-------------|---------------|------|------|-------|-----------|
| Average RPI Win:  | 237      | WON-LOST  | WINNING        | LAST 10    | STRENGTH OF | OPP. STRENGTH | TEAM | ADJ. | CONF. | ADJ CONF. |
| Average RPI Loss: | 273      | RECORD    | PCT. RANK      | GAMES      | SCHEDULE    | OF SCHEDULE   | RPI  | RPI  | RPI   | RPI       |
| DIV. I ONLY       | 8- 2     | 49        | 8- 2           | 337        | 219         | 179           | 179  | 15   | 15    |           |
| DIV. I NON-CONF.  | 8- 2     | 49        | 8- 2           | 337        | 218         | 179           | 179  | 15   | 15    |           |
| TOTALS            | RPI 1-25 | RPI 26-50 | W-L RECORDS    | RPI 51-100 | RPI 101-150 | RPI 150+      |      |      |       |           |
| 8- 2              | 0- 0     | 0- 0      | OVERALL        | 1- 0       | 0- 0        | 7- 2          |      |      |       |           |
| 4- 1              | 0- 0     | 0- 0      | HOME           | 1- 0       | 0- 0        | 3- 1          |      |      |       |           |
| 4- 1              | 0- 0     | 0- 0      | AWAY           | 0- 0       | 0- 0        | 4- 1          |      |      |       |           |
| 0- 0              | 0- 0     | 0- 0      | NEUTRAL        | 0- 0       | 0- 0        | 0- 0          |      |      |       |           |
| 8- 2              | 0- 0     | 0- 0      | NON-CONFERENCE | 1- 0       | 0- 0        | 7- 2          |      |      |       |           |
| 4- 1              | 0- 0     | 0- 0      | HOME           | 1- 0       | 0- 0        | 3- 1          |      |      |       |           |
| 4- 1              | 0- 0     | 0- 0      | AWAY           | 0- 0       | 0- 0        | 4- 1          |      |      |       |           |
| 0- 0              | 0- 0     | 0- 0      | NEUTRAL        | 0- 0       | 0- 0        | 0- 0          |      |      |       |           |
| 0- 0              | 0- 0     | 0- 0      | CONFERENCE     | 0- 0       | 0- 0        | 0- 0          |      |      |       |           |
| 0- 0              | 0- 0     | 0- 0      | HOME           | 0- 0       | 0- 0        | 0- 0          |      |      |       |           |
| 0- 0              | 0- 0     | 0- 0      | AWAY           | 0- 0       | 0- 0        | 0- 0          |      |      |       |           |
| 0- 0              | 0- 0     | 0- 0      | NEUTRAL        | 0- 0       | 0- 0        | 0- 0          |      |      |       |           |

| RPI 1-25                  |   |                 | RPI 26-50 |     |   | RPI 51-100         |              |       | RPI 101+ |                      |       | Team's RPI: 179 |
|---------------------------|---|-----------------|-----------|-----|---|--------------------|--------------|-------|----------|----------------------|-------|-----------------|
| RPI                       | S | Opponent        | Score     | RPI | S | Opponent           | Score        | RPI   | S        | Opponent             | Score |                 |
|                           |   |                 |           |     |   | 94                 | H Providence | 66 64 | 191      | A Binghamton         | 75 65 |                 |
|                           |   |                 |           |     |   |                    |              |       | 208      | A Saint Francis (PA) | 84 77 |                 |
|                           |   |                 |           |     |   |                    |              |       | 237      | H Colgate            | 75 67 |                 |
|                           |   |                 |           |     |   |                    |              |       | 241      | A Stony Brook        | 53 55 |                 |
|                           |   |                 |           |     |   |                    |              |       | 250      | A Loyola Maryland    | 65 53 |                 |
|                           |   |                 |           |     |   |                    |              |       | 252      | A Richmond           | 65 58 |                 |
|                           |   |                 |           |     |   |                    |              |       | 304      | H UMBC               | 56 67 |                 |
|                           |   |                 |           |     |   |                    |              |       | 322      | H LIU Brooklyn       | 66 57 |                 |
|                           |   |                 |           |     |   |                    |              |       | 340      | H UMass Lowell       | 76 57 |                 |
| LAST 12 Division I GAMES: |   |                 |           |     |   |                    |              |       |          |                      |       |                 |
| 191                       | A | Binghamton      | 75 65     | 322 | H | LIU Brooklyn       | 66 57        |       |          |                      |       |                 |
| 94                        | H | Providence      | 66 64     | 208 | A | Saint Francis (PA) | 84 77        |       |          |                      |       |                 |
| 340                       | H | UMass Lowell    | 76 57     | 252 | A | Richmond           | 65 58        |       |          |                      |       |                 |
| 250                       | A | Loyola Maryland | 65 53     | 304 | H | UMBC               | 56 67        |       |          |                      |       |                 |
| 237                       | H | Colgate         | 75 67     |     |   |                    |              |       |          |                      |       |                 |
| 241                       | A | Stony Brook     | 53 55     |     |   |                    |              |       |          |                      |       |                 |

Non-Div I Games:

Columbia

|                   |          |           |                |            |             |               |      |      |       |           |
|-------------------|----------|-----------|----------------|------------|-------------|---------------|------|------|-------|-----------|
| Average RPI Win:  | 0        | WON-LOST  | WINNING        | LAST 10    | STRENGTH OF | OPP. STRENGTH | TEAM | ADJ. | CONF. | ADJ CONF. |
| Average RPI Loss: | 136      | RECORD    | PCT. RANK      | GAMES      | SCHEDULE    | OF SCHEDULE   | RPI  | RPI  | RPI   | RPI       |
| DIV. I ONLY       | 0- 10    | 335       | 0- 10          | 30         | 279         | 268           | 268  | 31   | 31    |           |
| DIV. I NON-CONF.  | 0- 10    | 335       | 0- 10          | 30         | 277         | 266           | 266  | 31   | 31    |           |
| TOTALS            | RPI 1-25 | RPI 26-50 | W-L RECORDS    | RPI 51-100 | RPI 101-150 | RPI 150+      |      |      |       |           |
| 0- 10             | 0- 1     | 0- 0      | OVERALL        | 0- 3       | 0- 2        | 0- 4          |      |      |       |           |
| 0- 1              | 0- 0     | 0- 0      | HOME           | 0- 1       | 0- 0        | 0- 0          |      |      |       |           |
| 0- 8              | 0- 1     | 0- 0      | AWAY           | 0- 2       | 0- 2        | 0- 3          |      |      |       |           |
| 0- 1              | 0- 0     | 0- 0      | NEUTRAL        | 0- 0       | 0- 0        | 0- 1          |      |      |       |           |
| 0- 10             | 0- 1     | 0- 0      | NON-CONFERENCE | 0- 3       | 0- 2        | 0- 4          |      |      |       |           |
| 0- 1              | 0- 0     | 0- 0      | HOME           | 0- 1       | 0- 0        | 0- 0          |      |      |       |           |
| 0- 8              | 0- 1     | 0- 0      | AWAY           | 0- 2       | 0- 2        | 0- 3          |      |      |       |           |
| 0- 1              | 0- 0     | 0- 0      | NEUTRAL        | 0- 0       | 0- 0        | 0- 1          |      |      |       |           |
| 0- 0              | 0- 0     | 0- 0      | CONFERENCE     | 0- 0       | 0- 0        | 0- 0          |      |      |       |           |
| 0- 0              | 0- 0     | 0- 0      | HOME           | 0- 0       | 0- 0        | 0- 0          |      |      |       |           |
| 0- 0              | 0- 0     | 0- 0      | AWAY           | 0- 0       | 0- 0        | 0- 0          |      |      |       |           |
| 0- 0              | 0- 0     | 0- 0      | NEUTRAL        | 0- 0       | 0- 0        | 0- 0          |      |      |       |           |



























| RPI 1-25                  |   |                   |        | RPI 26-50 |   |            |       | RPI 51-100 |   |               |        | RPI 101+ Team's RPI: 268 |   |                   |       |
|---------------------------|---|-------------------|--------|-----------|---|------------|-------|------------|---|---------------|--------|--------------------------|---|-------------------|-------|
| RPI                       | S | Opponent          | Score  | RPI       | S | Opponent   | Score | RPI        | S | Opponent      | Score  | RPI                      | S | Opponent          | Score |
| 18                        | A | Miami (FL)        | 35 75  |           |   |            |       | 54         | H | SFA           | 57 72  | 102                      | A | Syracuse          | 30 76 |
|                           |   |                   |        |           |   |            |       | 74         | A | West Virginia | 39 69  | 116                      | A | George Washington | 46 77 |
|                           |   |                   |        |           |   |            |       | 85         | A | Virginia      | 40 103 | 167                      | A | VCU               | 44 73 |
|                           |   |                   |        |           |   |            |       |            |   |               |        | 169                      | A | Towson            | 65 69 |
|                           |   |                   |        |           |   |            |       |            |   |               |        | 252                      | N | ETSU              | 58 70 |
|                           |   |                   |        |           |   |            |       |            |   |               |        | 318                      | A | Mt. St. Mary's    | 48 54 |
| LAST 12 Division I GAMES: |   |                   |        |           |   |            |       |            |   |               |        |                          |   |                   |       |
| 169                       | A | Towson            | 65 69  | 252       | N | ETSU       | 58 70 |            |   |               |        |                          |   |                   |       |
| 318                       | A | Mt. St. Mary's    | 48 54  | 18        | A | Miami (FL) | 35 75 |            |   |               |        |                          |   |                   |       |
| 54                        | H | SFA               | 57 72  | 102       | A | Syracuse   | 30 76 |            |   |               |        |                          |   |                   |       |
| 74                        | A | West Virginia     | 39 69  | 167       | A | VCU        | 44 73 |            |   |               |        |                          |   |                   |       |
| 116                       | A | George Washington | 46 77  |           |   |            |       |            |   |               |        |                          |   |                   |       |
| 85                        | A | Virginia          | 40 103 |           |   |            |       |            |   |               |        |                          |   |                   |       |

Non-Div I Games:

Coppin St.

■ Loss, 
 ■ Non-Conf, 
 ■ S Site, 
 ■ H Home 
 ■ A Away 
 N Neutral

|                              |          |           |                |             |               |          |      |       |           |
|------------------------------|----------|-----------|----------------|-------------|---------------|----------|------|-------|-----------|
| Average RPI Win: <b>248</b>  | WON-LOST | WINNING   | LAST 10        | STRENGTH OF | OPP. STRENGTH | TEAM     | ADJ. | CONF. | ADJ CONF. |
| Average RPI Loss: <b>126</b> | RECORD   | PCT. RANK | GAMES          | SCHEDULE    | OF SCHEDULE   | RPI      | RPI  | RPI   | RPI       |
| DIV. I ONLY                  | 7- 3     | 89        | 7- 3           | 240         | 262           | 130      | 130  | 15    | 15        |
| DIV. I NON-CONF.             | 7- 3     | 87        | 7- 3           | 242         | 261           | 131      | 131  | 15    | 15        |
| TOTALS                       | RPI 1-25 | RPI 26-50 | W-L RECORDS    | RPI 51-100  | RPI 101-150   | RPI 150+ |      |       |           |
| 7- 3                         | 0- 0     | 0- 1      | OVERALL        | 0- 0        | 0- 0          | 7- 2     |      |       |           |
| 4- 1                         | 0- 0     | 0- 1      | HOME           | 0- 0        | 0- 0          | 4- 0     |      |       |           |
| 3- 2                         | 0- 0     | 0- 0      | AWAY           | 0- 0        | 0- 0          | 3- 2     |      |       |           |
| 0- 0                         | 0- 0     | 0- 0      | NEUTRAL        | 0- 0        | 0- 0          | 0- 0     |      |       |           |
| 7- 3                         | 0- 0     | 0- 1      | NON-CONFERENCE | 0- 0        | 0- 0          | 7- 2     |      |       |           |
| 4- 1                         | 0- 0     | 0- 1      | HOME           | 0- 0        | 0- 0          | 4- 0     |      |       |           |
| 3- 2                         | 0- 0     | 0- 0      | AWAY           | 0- 0        | 0- 0          | 3- 2     |      |       |           |
| 0- 0                         | 0- 0     | 0- 0      | NEUTRAL        | 0- 0        | 0- 0          | 0- 0     |      |       |           |
| 0- 0                         | 0- 0     | 0- 0      | CONFERENCE     | 0- 0        | 0- 0          | 0- 0     |      |       |           |
| 0- 0                         | 0- 0     | 0- 0      | HOME           | 0- 0        | 0- 0          | 0- 0     |      |       |           |
| 0- 0                         | 0- 0     | 0- 0      | AWAY           | 0- 0        | 0- 0          | 0- 0     |      |       |           |
| 0- 0                         | 0- 0     | 0- 0      | NEUTRAL        | 0- 0        | 0- 0          | 0- 0     |      |       |           |

| RPI S                     | Opponent | Score | RPI S                                                                                                   | Opponent                                                                                   | Score | RPI S | Opponent | Score | RPI S                                                                                                        | Opponent                                                                                    | Score | Team's RPI: 130 |
|---------------------------|----------|-------|---------------------------------------------------------------------------------------------------------|--------------------------------------------------------------------------------------------|-------|-------|----------|-------|--------------------------------------------------------------------------------------------------------------|---------------------------------------------------------------------------------------------|-------|-----------------|
|                           |          |       | 38  Drexel             | 53  63   |       |       |          |       | 169  Towson               | 63  68   |       |                 |
|                           |          |       |                                                                                                         |                                                                                            |       |       |          |       | 172  Pittsburgh           | 44  56   |       |                 |
|                           |          |       |                                                                                                         |                                                                                            |       |       |          |       | 173  New Hampshire        | 61 56                                                                                       |       |                 |
|                           |          |       |                                                                                                         |                                                                                            |       |       |          |       | 208  Saint Francis (PA)   | 78 72                                                                                       |       |                 |
|                           |          |       |                                                                                                         |                                                                                            |       |       |          |       | 237  Colgate              | 70 57                                                                                       |       |                 |
|                           |          |       |                                                                                                         |                                                                                            |       |       |          |       | 250  Loyola Maryland      | 58 50                                                                                       |       |                 |
|                           |          |       |                                                                                                         |                                                                                            |       |       |          |       | 263  Canisius             | 60 43                                                                                       |       |                 |
|                           |          |       |                                                                                                         |                                                                                            |       |       |          |       | 271  Howard               | 67 55                                                                                       |       |                 |
|                           |          |       |                                                                                                         |                                                                                            |       |       |          |       | 332  Youngstown St.       | 80 75                                                                                       |       |                 |
| LAST 12 Division I GAMES: |          |       |                                                                                                         |                                                                                            |       |       |          |       |                                                                                                              |                                                                                             |       |                 |
|                           |          |       | 271  Howard          | 67 55                                                                                      |       |       |          |       | 263  Canisius           | 60 43                                                                                       |       |                 |
|                           |          |       | 169  Towson          | 63  68 |       |       |          |       | 332  Youngstown St.     | 80 75                                                                                       |       |                 |
|                           |          |       | 237  Colgate         | 70 57                                                                                      |       |       |          |       | 38  Drexel              | 53  63 |       |                 |
|                           |          |       | 250  Loyola Maryland | 58 50                                                                                      |       |       |          |       | 208  Saint Francis (PA) | 78 72                                                                                       |       |                 |
|                           |          |       | 173  New Hampshire   | 61 56                                                                                      |       |       |          |       | 172  Pittsburgh         | 44  56 |       |                 |

Non-Div I Games:

Cornell

Creighton

Through Games Of Dec. 23, 2016

|                   |          |           |                |            |             |               |      |      |       |           |
|-------------------|----------|-----------|----------------|------------|-------------|---------------|------|------|-------|-----------|
| Average RPI Win:  | 141      | WON-LOST  | WINNING        | LAST 10    | STRENGTH OF | OPP. STRENGTH | TEAM | ADJ. | CONF. | ADJ CONF. |
| Average RPI Loss: | 89       | RECORD    | PCT. RANK      | GAMES      | SCHEDULE    | OF SCHEDULE   | RPI  | RPI  | RPI   | RPI       |
| DIV. I ONLY       | 6- 4     | 126       | 6- 4           | 115        | 19          | 83            | 83   | 6    | 6     |           |
| DIV. I NON-CONF.  | 6- 4     | 124       | 6- 4           | 116        | 19          | 85            | 85   | 6    | 6     |           |
| TOTALS            | RPI 1-25 | RPI 26-50 | W-L RECORDS    | RPI 51-100 | RPI 101-150 | RPI 150+      |      |      |       |           |
| 6- 4              | 0- 0     | 1- 2      | OVERALL        | 1- 1       | 2- 0        | 2- 1          |      |      |       |           |
| 4- 0              | 0- 0     | 1- 0      | HOME           | 0- 0       | 2- 0        | 1- 0          |      |      |       |           |
| 1- 3              | 0- 0     | 0- 2      | AWAY           | 0- 0       | 0- 0        | 1- 1          |      |      |       |           |
| 1- 1              | 0- 0     | 0- 0      | NEUTRAL        | 1- 1       | 0- 0        | 0- 0          |      |      |       |           |
| 6- 4              | 0- 0     | 1- 2      | NON-CONFERENCE | 1- 1       | 2- 0        | 2- 1          |      |      |       |           |
| 4- 0              | 0- 0     | 1- 0      | HOME           | 0- 0       | 2- 0        | 1- 0          |      |      |       |           |
| 1- 3              | 0- 0     | 0- 2      | AWAY           | 0- 0       | 0- 0        | 1- 1          |      |      |       |           |
| 1- 1              | 0- 0     | 0- 0      | NEUTRAL        | 1- 1       | 0- 0        | 0- 0          |      |      |       |           |
| 0- 0              | 0- 0     | 0- 0      | CONFERENCE     | 0- 0       | 0- 0        | 0- 0          |      |      |       |           |
| 0- 0              | 0- 0     | 0- 0      | HOME           | 0- 0       | 0- 0        | 0- 0          |      |      |       |           |
| 0- 0              | 0- 0     | 0- 0      | AWAY           | 0- 0       | 0- 0        | 0- 0          |      |      |       |           |
| 0- 0              | 0- 0     | 0- 0      | NEUTRAL        | 0- 0       | 0- 0        | 0- 0          |      |      |       |           |

| RPI 1-25                  |   |          |       | RPI 26-50 |   |                  |       | RPI 51-100 |   |          |       | Team's RPI: 83 | RPI 101+ |   |             |       |
|---------------------------|---|----------|-------|-----------|---|------------------|-------|------------|---|----------|-------|----------------|----------|---|-------------|-------|
| RPI                       | S | Opponent | Score | RPI       | S | Opponent         | Score | RPI        | S | Opponent | Score |                | RPI      | S | Opponent    | Score |
|                           |   |          |       | 33        | H | Drake            | 80 77 | 55         | N | Missouri | 63 72 |                | 119      | H | Kansas      | 69 49 |
|                           |   |          |       | 35        | A | UNI              | 49 50 | 100        | N | Dayton   | 56 53 |                | 136      | H | Nebraska    | 80 64 |
|                           |   |          |       | 44        | A | South Dakota St. | 56 63 |            |   |          |       |                | 168      | H | Omaha       | 82 45 |
|                           |   |          |       |           |   |                  |       |            |   |          |       |                | 223      | A | Wichita St. | 54 62 |
|                           |   |          |       |           |   |                  |       |            |   |          |       |                | 288      | A | Marist      | 72 50 |
| LAST 12 Division I GAMES: |   |          |       |           |   |                  |       |            |   |          |       |                |          |   |             |       |
|                           |   |          |       | 288       | A | Marist           | 72 50 | 136        | H | Nebraska | 80 64 |                |          |   |             |       |
|                           |   |          |       | 33        | H | Drake            | 80 77 | 35         | A | UNI      | 49 50 |                |          |   |             |       |
|                           |   |          |       | 223       | A | Wichita St.      | 54 62 | 168        | H | Omaha    | 82 45 |                |          |   |             |       |
|                           |   |          |       | 44        | A | South Dakota St. | 56 63 | 119        | H | Kansas   | 69 49 |                |          |   |             |       |
|                           |   |          |       |           |   |                  |       | 100        | N | Dayton   | 56 53 |                |          |   |             |       |
|                           |   |          |       |           |   |                  |       | 55         | N | Missouri | 63 72 |                |          |   |             |       |

Non-Div I Games:

Creighton

Loss, Non-Conf, S Site, H Home A Away N Neutral

|                   |          |           |                |            |             |               |      |      |       |           |
|-------------------|----------|-----------|----------------|------------|-------------|---------------|------|------|-------|-----------|
| Average RPI Win:  | 302      | WON-LOST  | WINNING        | LAST 10    | STRENGTH OF | OPP. STRENGTH | TEAM | ADJ. | CONF. | ADJ CONF. |
| Average RPI Loss: | 181      | RECORD    | PCT. RANK      | GAMES      | SCHEDULE    | OF SCHEDULE   | RPI  | RPI  | RPI   | RPI       |
| DIV. I ONLY       | 4- 7     | 221       | 3- 7           | 300        | 247         | 275           | 275  | 15   | 15    |           |
| DIV. I NON-CONF.  | 4- 7     | 221       | 4- 7           | 299        | 244         | 273           | 273  | 15   | 15    |           |
| TOTALS            | RPI 1-25 | RPI 26-50 | W-L RECORDS    | RPI 51-100 | RPI 101-150 | RPI 150+      |      |      |       |           |
| 4- 7              | 0- 0     | 0- 0      | OVERALL        | 0- 1       | 0- 2        | 4- 4          |      |      |       |           |
| 2- 2              | 0- 0     | 0- 0      | HOME           | 0- 0       | 0- 1        | 2- 1          |      |      |       |           |
| 2- 5              | 0- 0     | 0- 0      | AWAY           | 0- 1       | 0- 1        | 2- 3          |      |      |       |           |
| 0- 0              | 0- 0     | 0- 0      | NEUTRAL        | 0- 0       | 0- 0        | 0- 0          |      |      |       |           |
| 4- 7              | 0- 0     | 0- 0      | NON-CONFERENCE | 0- 1       | 0- 2        | 4- 4          |      |      |       |           |
| 2- 2              | 0- 0     | 0- 0      | HOME           | 0- 0       | 0- 1        | 2- 1          |      |      |       |           |
| 2- 5              | 0- 0     | 0- 0      | AWAY           | 0- 1       | 0- 1        | 2- 3          |      |      |       |           |
| 0- 0              | 0- 0     | 0- 0      | NEUTRAL        | 0- 0       | 0- 0        | 0- 0          |      |      |       |           |
| 0- 0              | 0- 0     | 0- 0      | CONFERENCE     | 0- 0       | 0- 0        | 0- 0          |      |      |       |           |
| 0- 0              | 0- 0     | 0- 0      | HOME           | 0- 0       | 0- 0        | 0- 0          |      |      |       |           |
| 0- 0              | 0- 0     | 0- 0      | AWAY           | 0- 0       | 0- 0        | 0- 0          |      |      |       |           |
| 0- 0              | 0- 0     | 0- 0      | NEUTRAL        | 0- 0       | 0- 0        | 0- 0          |      |      |       |           |

| RPI 1-25                  |   |          | RPI 26-50             |     |       | RPI 51-100 |       |                         | RPI 101+ |          |       | Team's RPI: 275 |
|---------------------------|---|----------|-----------------------|-----|-------|------------|-------|-------------------------|----------|----------|-------|-----------------|
| RPI                       | S | Opponent | Score                 | RPI | S     | Opponent   | Score | RPI                     | S        | Opponent | Score |                 |
|                           |   |          |                       |     |       | 72 A Maine | 55 60 | 135 A William & Mary    |          | 50 63    |       |                 |
|                           |   |          |                       |     |       |            |       | 138 H Army West Point   |          | 60 68    |       |                 |
|                           |   |          |                       |     |       |            |       | 163 A Boston College    |          | 53 65    |       |                 |
|                           |   |          |                       |     |       |            |       | 166 A Old Dominion      |          | 56 82    |       |                 |
|                           |   |          |                       |     |       |            |       | 240 A Rhode Island      |          | 62 52    |       |                 |
|                           |   |          |                       |     |       |            |       | 288 H Marist            |          | 61 66    |       |                 |
|                           |   |          |                       |     |       |            |       | 302 A Vermont           |          | 54 59    |       |                 |
|                           |   |          |                       |     |       |            |       | 320 H Holy Cross        |          | 53 49    |       |                 |
|                           |   |          |                       |     |       |            |       | 323 H Central Conn. St. |          | 61 51    |       |                 |
|                           |   |          |                       |     |       |            |       | 324 A Boston U.         |          | 61 49    |       |                 |
| LAST 12 Division I GAMES: |   |          |                       |     |       |            |       |                         |          |          |       |                 |
| 163 A Boston College      |   | 53 65    | 72 A Maine            |     | 55 60 |            |       |                         |          |          |       |                 |
| 240 A Rhode Island        |   | 62 52    | 324 A Boston U.       |     | 61 49 |            |       |                         |          |          |       |                 |
| 288 H Marist              |   | 61 66    | 135 A William & Mary  |     | 50 63 |            |       |                         |          |          |       |                 |
| 302 A Vermont             |   | 54 59    | 166 A Old Dominion    |     | 56 82 |            |       |                         |          |          |       |                 |
| 323 H Central Conn. St.   |   | 61 51    | 138 H Army West Point |     | 60 68 |            |       |                         |          |          |       |                 |
|                           |   |          | 320 H Holy Cross      |     | 53 49 |            |       |                         |          |          |       |                 |

Non-Div I Games:

Dartmouth

## Davidson

Through Games Of Dec. 23, 2016

|                   |          |           |                |            |             |               |      |      |       |           |
|-------------------|----------|-----------|----------------|------------|-------------|---------------|------|------|-------|-----------|
| Average RPI Win:  | 315      | WON-LOST  | WINNING        | LAST 10    | STRENGTH OF | OPP. STRENGTH | TEAM | ADJ. | CONF. | ADJ CONF. |
| Average RPI Loss: | 129      | RECORD    | PCT. RANK      | GAMES      | SCHEDULE    | OF SCHEDULE   | RPI  | RPI  | RPI   | RPI       |
| DIV. I ONLY       | 2- 9     | 293       | 2- 8           | 110        | 257         | 280           | 280  | 11   | 11    |           |
| DIV. I NON-CONF.  | 2- 9     | 292       | 2- 9           | 110        | 256         | 278           | 278  | 11   | 11    |           |
| TOTALS            | RPI 1-25 | RPI 26-50 | W-L RECORDS    | RPI 51-100 | RPI 101-150 | RPI 150+      |      |      |       |           |
| 2- 9              | 0- 0     | 0- 2      | OVERALL        | 0- 2       | 0- 1        | 2- 4          |      |      |       |           |
| 2- 3              | 0- 0     | 0- 0      | HOME           | 0- 2       | 0- 0        | 2- 1          |      |      |       |           |
| 0- 4              | 0- 0     | 0- 2      | AWAY           | 0- 0       | 0- 0        | 0- 2          |      |      |       |           |
| 0- 2              | 0- 0     | 0- 0      | NEUTRAL        | 0- 0       | 0- 1        | 0- 1          |      |      |       |           |
| 2- 9              | 0- 0     | 0- 2      | NON-CONFERENCE | 0- 2       | 0- 1        | 2- 4          |      |      |       |           |
| 2- 3              | 0- 0     | 0- 0      | HOME           | 0- 2       | 0- 0        | 2- 1          |      |      |       |           |
| 0- 4              | 0- 0     | 0- 2      | AWAY           | 0- 0       | 0- 0        | 0- 2          |      |      |       |           |
| 0- 2              | 0- 0     | 0- 0      | NEUTRAL        | 0- 0       | 0- 1        | 0- 1          |      |      |       |           |
| 0- 0              | 0- 0     | 0- 0      | CONFERENCE     | 0- 0       | 0- 0        | 0- 0          |      |      |       |           |
| 0- 0              | 0- 0     | 0- 0      | HOME           | 0- 0       | 0- 0        | 0- 0          |      |      |       |           |
| 0- 0              | 0- 0     | 0- 0      | AWAY           | 0- 0       | 0- 0        | 0- 0          |      |      |       |           |
| 0- 0              | 0- 0     | 0- 0      | NEUTRAL        | 0- 0       | 0- 0        | 0- 0          |      |      |       |           |

| RPI 1-25                  |   |          |       | RPI 26-50 |   |              |       | RPI 51-100 |   |               |       | RPI 101+ |   |               |       | Team's RPI: 280 |  |
|---------------------------|---|----------|-------|-----------|---|--------------|-------|------------|---|---------------|-------|----------|---|---------------|-------|-----------------|--|
| RPI                       | S | Opponent | Score | RPI       | S | Opponent     | Score | RPI        | S | Opponent      | Score | RPI      | S | Opponent      | Score |                 |  |
|                           |   |          |       | 31        | A | Michigan St. | 34 70 | 66         | H | Radford       | 40 44 | 107      | N | Toledo        | 41 76 |                 |  |
|                           |   |          |       | 50        | A | Charlotte    | 79 93 | 81         | H | UCF           | 38 57 | 182      | A | Western Mich. | 63 76 |                 |  |
|                           |   |          |       |           |   |              |       |            |   |               |       | 187      | N | Idaho St.     | 58 70 |                 |  |
|                           |   |          |       |           |   |              |       |            |   |               |       | 204      | H | UNCW          | 58 67 |                 |  |
|                           |   |          |       |           |   |              |       |            |   |               |       | 252      | A | ETSU          | 56 76 |                 |  |
|                           |   |          |       |           |   |              |       |            |   |               |       | 312      | H | Furman        | 71 61 |                 |  |
|                           |   |          |       |           |   |              |       |            |   |               |       | 317      | H | High Point    | 82 72 |                 |  |
| LAST 12 Division I GAMES: |   |          |       |           |   |              |       |            |   |               |       |          |   |               |       |                 |  |
|                           |   |          |       | 50        | A | Charlotte    | 79 93 | 204        | H | UNCW          | 58 67 |          |   |               |       |                 |  |
|                           |   |          |       | 312       | H | Furman       | 71 61 | 187        | N | Idaho St.     | 58 70 |          |   |               |       |                 |  |
|                           |   |          |       | 317       | H | High Point   | 82 72 | 107        | N | Toledo        | 41 76 |          |   |               |       |                 |  |
|                           |   |          |       | 252       | A | ETSU         | 56 76 | 66         | H | Radford       | 40 44 |          |   |               |       |                 |  |
|                           |   |          |       | 31        | A | Michigan St. | 34 70 | 81         | H | UCF           | 38 57 |          |   |               |       |                 |  |
|                           |   |          |       |           |   |              |       | 182        | A | Western Mich. | 63 76 |          |   |               |       |                 |  |

Non-Div I Games:

Davidson

■ Loss, 
 ■ Non-Conf, 
 S Site, 
 ■ Home 
 ■ Away 
 N Neutral

## Dayton

Through Games Of Dec. 23, 2016

|                   |          |           |                |            |             |               |      |      |       |           |
|-------------------|----------|-----------|----------------|------------|-------------|---------------|------|------|-------|-----------|
| Average RPI Win:  | 189      | WON-LOST  | WINNING        | LAST 10    | STRENGTH OF | OPP. STRENGTH | TEAM | ADJ. | CONF. | ADJ CONF. |
| Average RPI Loss: | 78       | RECORD    | PCT. RANK      | GAMES      | SCHEDULE    | OF SCHEDULE   | RPI  | RPI  | RPI   | RPI       |
| DIV. I ONLY       | 5- 6     | 183       | 5- 5           | 28         | 125         | 100           | 100  | 11   | 11    |           |
| DIV. I NON-CONF.  | 5- 5     | 161       | 5- 5           | 25         | 91          | 79            | 79   | 11   | 11    |           |
| TOTALS            | RPI 1-25 | RPI 26-50 | W-L RECORDS    | RPI 51-100 | RPI 101-150 | RPI 150+      |      |      |       |           |
| 5- 6              | 0- 1     | 1- 0      | OVERALL        | 0- 3       | 0- 1        | 4- 1          |      |      |       |           |
| 1- 3              | 0- 0     | 0- 0      | HOME           | 0- 1       | 0- 1        | 1- 1          |      |      |       |           |
| 2- 1              | 0- 1     | 0- 0      | AWAY           | 0- 0       | 0- 0        | 2- 0          |      |      |       |           |
| 2- 2              | 0- 0     | 1- 0      | NEUTRAL        | 0- 2       | 0- 0        | 1- 0          |      |      |       |           |
| 5- 5              | 0- 1     | 1- 0      | NON-CONFERENCE | 0- 3       | 0- 1        | 4- 0          |      |      |       |           |
| 1- 2              | 0- 0     | 0- 0      | HOME           | 0- 1       | 0- 1        | 1- 0          |      |      |       |           |
| 2- 1              | 0- 1     | 0- 0      | AWAY           | 0- 0       | 0- 0        | 2- 0          |      |      |       |           |
| 2- 2              | 0- 0     | 1- 0      | NEUTRAL        | 0- 2       | 0- 0        | 1- 0          |      |      |       |           |
| 0- 1              | 0- 0     | 0- 0      | CONFERENCE     | 0- 0       | 0- 0        | 0- 1          |      |      |       |           |
| 0- 1              | 0- 0     | 0- 0      | HOME           | 0- 0       | 0- 0        | 0- 1          |      |      |       |           |
| 0- 0              | 0- 0     | 0- 0      | AWAY           | 0- 0       | 0- 0        | 0- 0          |      |      |       |           |
| 0- 0              | 0- 0     | 0- 0      | NEUTRAL        | 0- 0       | 0- 0        | 0- 0          |      |      |       |           |

| RPI 1-25                  |   |              |       | RPI 26-50 |   |              |       | RPI 51-100 |   |              |       | RPI 101+ |   |              |       |
|---------------------------|---|--------------|-------|-----------|---|--------------|-------|------------|---|--------------|-------|----------|---|--------------|-------|
| RPI                       | S | Opponent     | Score | RPI       | S | Opponent     | Score | RPI        | S | Opponent     | Score | RPI      | S | Opponent     | Score |
| 1                         | A | UConn        | 65 98 | 43        | N | Texas A&M    | 74 57 | 51         | N | Georgia Tech | 68 81 | 107      | H | Toledo       | 72 76 |
|                           |   |              |       |           |   |              |       | 69         | H | Quinnipiac   | 60 63 | 155      | H | La Salle     | 51 54 |
|                           |   |              |       |           |   |              |       | 83         | N | Creighton    | 53 56 | 166      | N | Old Dominion | 77 69 |
|                           |   |              |       |           |   |              |       |            |   |              |       | 175      | A | Wisconsin    | 83 64 |
|                           |   |              |       |           |   |              |       |            |   |              |       | 216      | A | Princeton    | 62 56 |
|                           |   |              |       |           |   |              |       |            |   |              |       | 346      | H | Morgan St.   | 61 42 |
| LAST 12 Division I GAMES: |   |              |       |           |   |              |       |            |   |              |       |          |   |              |       |
| 166                       | N | Old Dominion | 77 69 | 83        | N | Creighton    | 53 56 |            |   |              |       |          |   |              |       |
| 43                        | N | Texas A&M    | 74 57 | 51        | N | Georgia Tech | 68 81 |            |   |              |       |          |   |              |       |
| 107                       | H | Toledo       | 72 76 | 1         | A | UConn        | 65 98 |            |   |              |       |          |   |              |       |
| 155                       | H | La Salle     | 51 54 | 216       | A | Princeton    | 62 56 |            |   |              |       |          |   |              |       |
| 346                       | H | Morgan St.   | 61 42 | 175       | A | Wisconsin    | 83 64 |            |   |              |       |          |   |              |       |
|                           |   |              |       | 69        | H | Quinnipiac   | 60 63 |            |   |              |       |          |   |              |       |

Non-Div I Games:

Dayton

  Loss, 
  Non-Conf, 
S Site, 
  Home 
  Away 
N Neutral



|                   |          |           |                |            |             |               |      |      |       |           |
|-------------------|----------|-----------|----------------|------------|-------------|---------------|------|------|-------|-----------|
| Average RPI Win:  | 155      | WON-LOST  | WINNING        | LAST 10    | STRENGTH OF | OPP. STRENGTH | TEAM | ADJ. | CONF. | ADJ CONF. |
| Average RPI Loss: | 23       | RECORD    | PCT. RANK      | GAMES      | SCHEDULE    | OF SCHEDULE   | RPI  | RPI  | RPI   | RPI       |
| DIV. I ONLY       | 8- 4     | 102       | 6- 4           | 13         | 32          | 19            | 19   | 6    | 6     |           |
| DIV. I NON-CONF.  | 8- 4     | 100       | 8- 4           | 13         | 32          | 19            | 19   | 6    | 6     |           |
| TOTALS            | RPI 1-25 | RPI 26-50 | W-L RECORDS    | RPI 51-100 | RPI 101-150 | RPI 150+      |      |      |       |           |
| 8- 4              | 0- 2     | 1- 1      | OVERALL        | 0- 1       | 3- 0        | 4- 0          |      |      |       |           |
| 5- 1              | 0- 1     | 1- 0      | HOME           | 0- 0       | 1- 0        | 3- 0          |      |      |       |           |
| 1- 2              | 0- 1     | 0- 0      | AWAY           | 0- 1       | 0- 0        | 1- 0          |      |      |       |           |
| 2- 1              | 0- 0     | 0- 1      | NEUTRAL        | 0- 0       | 2- 0        | 0- 0          |      |      |       |           |
| 8- 4              | 0- 2     | 1- 1      | NON-CONFERENCE | 0- 1       | 3- 0        | 4- 0          |      |      |       |           |
| 5- 1              | 0- 1     | 1- 0      | HOME           | 0- 0       | 1- 0        | 3- 0          |      |      |       |           |
| 1- 2              | 0- 1     | 0- 0      | AWAY           | 0- 1       | 0- 0        | 1- 0          |      |      |       |           |
| 2- 1              | 0- 0     | 0- 1      | NEUTRAL        | 0- 0       | 2- 0        | 0- 0          |      |      |       |           |
| 0- 0              | 0- 0     | 0- 0      | CONFERENCE     | 0- 0       | 0- 0        | 0- 0          |      |      |       |           |
| 0- 0              | 0- 0     | 0- 0      | HOME           | 0- 0       | 0- 0        | 0- 0          |      |      |       |           |
| 0- 0              | 0- 0     | 0- 0      | AWAY           | 0- 0       | 0- 0        | 0- 0          |      |      |       |           |
| 0- 0              | 0- 0     | 0- 0      | NEUTRAL        | 0- 0       | 0- 0        | 0- 0          |      |      |       |           |

| RPI 1-25                  |   |                |        | RPI 26-50 |   |                 |        | RPI 51-100 |   |          |       | RPI 101+ |   |                 |        |
|---------------------------|---|----------------|--------|-----------|---|-----------------|--------|------------|---|----------|-------|----------|---|-----------------|--------|
| RPI                       | S | Opponent       | Score  | RPI       | S | Opponent        | Score  | RPI        | S | Opponent | Score | RPI      | S | Opponent        | Score  |
| 1                         | A | UConn          | 46 91  | 32        | N | Baylor          | 72 104 | 56         | A | Temple   | 74 84 | 102      | N | Syracuse        | 108 84 |
| 2                         | H | Notre Dame     | 61 75  | 45        | H | Northwestern    | 89 66  |            |   |          |       | 131      | N | Western Ky.     | 77 69  |
|                           |   |                |        |           |   |                 |        |            |   |          |       | 140      | H | UAB             | 90 80  |
|                           |   |                |        |           |   |                 |        |            |   |          |       | 152      | H | Prairie View    | 94 62  |
|                           |   |                |        |           |   |                 |        |            |   |          |       | 197      | H | Appalachian St. | 99 58  |
|                           |   |                |        |           |   |                 |        |            |   |          |       | 215      | H | UT Martin       | 100 68 |
|                           |   |                |        |           |   |                 |        |            |   |          |       | 254      | A | Loyola Chicago  | 107 46 |
| LAST 12 Division I GAMES: |   |                |        |           |   |                 |        |            |   |          |       |          |   |                 |        |
| 215                       | H | UT Martin      | 100 68 | 102       | N | Syracuse        | 108 84 |            |   |          |       |          |   |                 |        |
| 254                       | A | Loyola Chicago | 107 46 | 32        | N | Baylor          | 72 104 |            |   |          |       |          |   |                 |        |
| 56                        | A | Temple         | 74 84  | 131       | N | Western Ky.     | 77 69  |            |   |          |       |          |   |                 |        |
| 2                         | H | Notre Dame     | 61 75  | 45        | H | Northwestern    | 89 66  |            |   |          |       |          |   |                 |        |
| 152                       | H | Prairie View   | 94 62  | 140       | H | UAB             | 90 80  |            |   |          |       |          |   |                 |        |
| 1                         | A | UConn          | 46 91  | 197       | H | Appalachian St. | 99 58  |            |   |          |       |          |   |                 |        |

Non-Div I Games:

DePaul

|                   |          |           |                |            |             |               |      |      |       |           |
|-------------------|----------|-----------|----------------|------------|-------------|---------------|------|------|-------|-----------|
| Average RPI Win:  | 203      | WON-LOST  | WINNING        | LAST 10    | STRENGTH OF | OPP. STRENGTH | TEAM | ADJ. | CONF. | ADJ CONF. |
| Average RPI Loss: | 98       | RECORD    | PCT. RANK      | GAMES      | SCHEDULE    | OF SCHEDULE   | RPI  | RPI  | RPI   | RPI       |
| DIV. I ONLY       | 6- 5     | 147       | 5- 5           | 106        | 155         | 143           | 143  | 8    | 8     |           |
| DIV. I NON-CONF.  | 6- 5     | 148       | 6- 5           | 106        | 156         | 144           | 144  | 8    | 8     |           |
| TOTALS            | RPI 1-25 | RPI 26-50 | W-L RECORDS    | RPI 51-100 | RPI 101-150 | RPI 150+      |      |      |       |           |
| 6- 5              | 0- 1     | 0- 1      | OVERALL        | 0- 0       | 1- 1        | 5- 2          |      |      |       |           |
| 4- 3              | 0- 1     | 0- 0      | HOME           | 0- 0       | 1- 1        | 3- 1          |      |      |       |           |
| 2- 0              | 0- 0     | 0- 0      | AWAY           | 0- 0       | 0- 0        | 2- 0          |      |      |       |           |
| 0- 2              | 0- 0     | 0- 1      | NEUTRAL        | 0- 0       | 0- 0        | 0- 1          |      |      |       |           |
| 6- 5              | 0- 1     | 0- 1      | NON-CONFERENCE | 0- 0       | 1- 1        | 5- 2          |      |      |       |           |
| 4- 3              | 0- 1     | 0- 0      | HOME           | 0- 0       | 1- 1        | 3- 1          |      |      |       |           |
| 2- 0              | 0- 0     | 0- 0      | AWAY           | 0- 0       | 0- 0        | 2- 0          |      |      |       |           |
| 0- 2              | 0- 0     | 0- 1      | NEUTRAL        | 0- 0       | 0- 0        | 0- 1          |      |      |       |           |
| 0- 0              | 0- 0     | 0- 0      | CONFERENCE     | 0- 0       | 0- 0        | 0- 0          |      |      |       |           |
| 0- 0              | 0- 0     | 0- 0      | HOME           | 0- 0       | 0- 0        | 0- 0          |      |      |       |           |
| 0- 0              | 0- 0     | 0- 0      | AWAY           | 0- 0       | 0- 0        | 0- 0          |      |      |       |           |
| 0- 0              | 0- 0     | 0- 0      | NEUTRAL        | 0- 0       | 0- 0        | 0- 0          |      |      |       |           |

| RPI 1-25                  |   |                 |       | RPI 26-50 |   |                 |       | RPI 51-100 |   |          |       | RPI 101+ Team's RPI: 143 |   |                 |       |
|---------------------------|---|-----------------|-------|-----------|---|-----------------|-------|------------|---|----------|-------|--------------------------|---|-----------------|-------|
| RPI                       | S | Opponent        | Score | RPI       | S | Opponent        | Score | RPI        | S | Opponent | Score | RPI                      | S | Opponent        | Score |
| 4                         | H | Georgetown      | 46 54 | 31        | N | Michigan St.    | 64 81 |            |   |          |       | 113                      | H | George Mason    | 67 51 |
|                           |   |                 |       |           |   |                 |       |            |   |          |       | 138                      | H | Army West Point | 47 61 |
|                           |   |                 |       |           |   |                 |       |            |   |          |       | 154                      | H | Hartford        | 66 67 |
|                           |   |                 |       |           |   |                 |       |            |   |          |       | 161                      | N | Detroit         | 64 66 |
|                           |   |                 |       |           |   |                 |       |            |   |          |       | 194                      | H | St. Bonaventure | 43 40 |
|                           |   |                 |       |           |   |                 |       |            |   |          |       | 213                      | A | American        | 56 55 |
|                           |   |                 |       |           |   |                 |       |            |   |          |       | 216                      | H | Princeton       | 66 62 |
|                           |   |                 |       |           |   |                 |       |            |   |          |       | 230                      | H | Robert Morris   | 67 65 |
|                           |   |                 |       |           |   |                 |       |            |   |          |       | 250                      | A | Loyola Maryland | 47 45 |
| LAST 12 Division I GAMES: |   |                 |       |           |   |                 |       |            |   |          |       |                          |   |                 |       |
| 154                       | H | Hartford        | 66 67 | 31        | N | Michigan St.    | 64 81 |            |   |          |       |                          |   |                 |       |
| 138                       | H | Army West Point | 47 61 | 216       | H | Princeton       | 66 62 |            |   |          |       |                          |   |                 |       |
| 250                       | A | Loyola Maryland | 47 45 | 194       | H | St. Bonaventure | 43 40 |            |   |          |       |                          |   |                 |       |
| 4                         | H | Georgetown      | 46 54 | 213       | A | American        | 56 55 |            |   |          |       |                          |   |                 |       |
| 230                       | H | Robert Morris   | 67 65 | 113       | H | George Mason    | 67 51 |            |   |          |       |                          |   |                 |       |
| 161                       | N | Detroit         | 64 66 |           |   |                 |       |            |   |          |       |                          |   |                 |       |

Non-Div I Games:

Delaware

|                       |          |           |           |                |             |               |             |          |       |           |
|-----------------------|----------|-----------|-----------|----------------|-------------|---------------|-------------|----------|-------|-----------|
| Average RPI Win: 336  |          | WON-LOST  | WINNING   | LAST 10        | STRENGTH OF | OPP. STRENGTH | TEAM        | ADJ.     | CONF. | ADJ CONF. |
| Average RPI Loss: 158 |          | RECORD    | PCT. RANK | GAMES          | SCHEDULE    | OF SCHEDULE   | RPI         | RPI      | RPI   | RPI       |
| DIV. I ONLY           |          | 1- 9      | 322       | 1- 9           | 122         | 317           | 279         | 279      | 31    | 31        |
| DIV. I NON-CONF.      |          | 1- 9      | 322       | 1- 9           | 122         | 317           | 277         | 277      | 31    | 31        |
| TOTALS                | RPI 1-25 | RPI 26-50 |           | W-L RECORDS    |             | RPI 51-100    | RPI 101-150 | RPI 150+ |       |           |
| 1- 9                  | 0- 0     | 0- 1      |           | OVERALL        |             | 0- 1          | 0- 3        | 1- 4     |       |           |
| 0- 2                  | 0- 0     | 0- 0      |           | HOME           |             | 0- 0          | 0- 0        | 0- 2     |       |           |
| 1- 7                  | 0- 0     | 0- 1      |           | AWAY           |             | 0- 1          | 0- 3        | 1- 2     |       |           |
| 0- 0                  | 0- 0     | 0- 0      |           | NEUTRAL        |             | 0- 0          | 0- 0        | 0- 0     |       |           |
| 1- 9                  | 0- 0     | 0- 1      |           | NON-CONFERENCE |             | 0- 1          | 0- 3        | 1- 4     |       |           |
| 0- 2                  | 0- 0     | 0- 0      |           | HOME           |             | 0- 0          | 0- 0        | 0- 2     |       |           |
| 1- 7                  | 0- 0     | 0- 1      |           | AWAY           |             | 0- 1          | 0- 3        | 1- 2     |       |           |
| 0- 0                  | 0- 0     | 0- 0      |           | NEUTRAL        |             | 0- 0          | 0- 0        | 0- 0     |       |           |
| 0- 0                  | 0- 0     | 0- 0      |           | CONFERENCE     |             | 0- 0          | 0- 0        | 0- 0     |       |           |
| 0- 0                  | 0- 0     | 0- 0      |           | HOME           |             | 0- 0          | 0- 0        | 0- 0     |       |           |
| 0- 0                  | 0- 0     | 0- 0      |           | AWAY           |             | 0- 0          | 0- 0        | 0- 0     |       |           |
| 0- 0                  | 0- 0     | 0- 0      |           | NEUTRAL        |             | 0- 0          | 0- 0        | 0- 0     |       |           |

[illegible]

Non-Div I Games:

Delaware St.

■ Loss, ■ Non-Conf, S Site, H Home A Away N Neutral

D  
e  
n  
v  
e  
rD  
e  
n  
v  
e  
r

Denver

| Average RPI Win:  | 219      | WON-LOST  | WINNING        | LAST 10    | STRENGTH OF | OPP. STRENGTH | TEAM | ADJ. | CONF. | ADJ CONF. |
|-------------------|----------|-----------|----------------|------------|-------------|---------------|------|------|-------|-----------|
| Average RPI Loss: | 123      | RECORD    | PCT. RANK      | GAMES      | SCHEDULE    | OF SCHEDULE   | RPI  | RPI  | RPI   | RPI       |
| DIV. I ONLY       | 4- 7     | 221       | 3- 7           | 128        | 144         | 161           | 161  | 20   | 20    |           |
| DIV. I NON-CONF.  | 4- 7     | 221       | 4- 7           | 128        | 144         | 162           | 162  | 20   | 20    |           |
| TOTALS            | RPI 1-25 | RPI 26-50 | W-L RECORDS    | RPI 51-100 | RPI 101-150 | RPI 150+      |      |      |       |           |
| 4- 7              | 0- 1     | 0- 0      | OVERALL        | 0- 1       | 1- 3        | 3- 2          |      |      |       |           |
| 1- 2              | 0- 0     | 0- 0      | HOME           | 0- 0       | 0- 1        | 1- 1          |      |      |       |           |
| 2- 5              | 0- 1     | 0- 0      | AWAY           | 0- 1       | 0- 2        | 2- 1          |      |      |       |           |
| 1- 0              | 0- 0     | 0- 0      | NEUTRAL        | 0- 0       | 1- 0        | 0- 0          |      |      |       |           |
| 4- 7              | 0- 1     | 0- 0      | NON-CONFERENCE | 0- 1       | 1- 3        | 3- 2          |      |      |       |           |
| 1- 2              | 0- 0     | 0- 0      | HOME           | 0- 0       | 0- 1        | 1- 1          |      |      |       |           |
| 2- 5              | 0- 1     | 0- 0      | AWAY           | 0- 1       | 0- 2        | 2- 1          |      |      |       |           |
| 1- 0              | 0- 0     | 0- 0      | NEUTRAL        | 0- 0       | 1- 0        | 0- 0          |      |      |       |           |
| 0- 0              | 0- 0     | 0- 0      | CONFERENCE     | 0- 0       | 0- 0        | 0- 0          |      |      |       |           |
| 0- 0              | 0- 0     | 0- 0      | HOME           | 0- 0       | 0- 0        | 0- 0          |      |      |       |           |
| 0- 0              | 0- 0     | 0- 0      | AWAY           | 0- 0       | 0- 0        | 0- 0          |      |      |       |           |
| 0- 0              | 0- 0     | 0- 0      | NEUTRAL        | 0- 0       | 0- 0        | 0- 0          |      |      |       |           |

| RPI S                     | Opponent       | Score  | RPI S | Opponent        | Score | RPI S | Opponent        | Score | RPI S | Opponent        | Score | Team's RPI: 161 |
|---------------------------|----------------|--------|-------|-----------------|-------|-------|-----------------|-------|-------|-----------------|-------|-----------------|
| 15                        | A Minnesota    | 91 111 |       |                 |       | 96    | A East Carolina | 81 83 | 107   | A Toledo        | 66 72 |                 |
|                           |                |        |       |                 |       |       |                 |       | 113   | H George Mason  | 54 55 |                 |
|                           |                |        |       |                 |       |       |                 |       | 128   | A CSUN          | 67 76 |                 |
|                           |                |        |       |                 |       |       |                 |       | 143   | N Delaware      | 66 64 |                 |
|                           |                |        |       |                 |       |       |                 |       | 182   | H Western Mich. | 65 75 |                 |
|                           |                |        |       |                 |       |       |                 |       | 195   | H Kent St.      | 73 52 |                 |
|                           |                |        |       |                 |       |       |                 |       | 218   | A Bradley       | 60 70 |                 |
|                           |                |        |       |                 |       |       |                 |       | 257   | A Eastern Mich. | 77 64 |                 |
|                           |                |        |       |                 |       |       |                 |       | 279   | A Delaware St.  | 90 71 |                 |
| LAST 12 Division I GAMES: |                |        |       |                 |       |       |                 |       |       |                 |       |                 |
| 15                        | A Minnesota    | 91 111 | 107   | A Toledo        | 66 72 |       |                 |       |       |                 |       |                 |
| 113                       | H George Mason | 54 55  | 182   | H Western Mich. | 65 75 |       |                 |       |       |                 |       |                 |
| 143                       | N Delaware     | 66 64  | 257   | A Eastern Mich. | 77 64 |       |                 |       |       |                 |       |                 |
| 128                       | A CSUN         | 67 76  | 96    | A East Carolina | 81 83 |       |                 |       |       |                 |       |                 |
| 195                       | H Kent St.     | 73 52  | 279   | A Delaware St.  | 90 71 |       |                 |       |       |                 |       |                 |
| 218                       | A Bradley      | 60 70  |       |                 |       |       |                 |       |       |                 |       |                 |

Non-Div I Games:

Detroit

## Drake

Through Games Of Dec. 23, 2016

|                   |          |           |                |            |             |               |      |      |       |           |
|-------------------|----------|-----------|----------------|------------|-------------|---------------|------|------|-------|-----------|
| Average RPI Win:  | 119      | WON-LOST  | WINNING        | LAST 10    | STRENGTH OF | OPP. STRENGTH | TEAM | ADJ. | CONF. | ADJ CONF. |
| Average RPI Loss: | 57       | RECORD    | PCT. RANK      | GAMES      | SCHEDULE    | OF SCHEDULE   | RPI  | RPI  | RPI   | RPI       |
| DIV. I ONLY       | 6- 4     | 126       | 5- 4           | 31         | 28          | 33            | 33   | 13   | 13    |           |
| DIV. I NON-CONF.  | 6- 4     | 124       | 6- 4           | 31         | 28          | 33            | 33   | 13   | 13    |           |
| TOTALS            | RPI 1-25 | RPI 26-50 | W-L RECORDS    | RPI 51-100 | RPI 101-150 | RPI 150+      |      |      |       |           |
| 6- 4              | 0- 1     | 1- 1      | OVERALL        | 0- 2       | 5- 0        | 0- 0          |      |      |       |           |
| 3- 0              | 0- 0     | 1- 0      | HOME           | 0- 0       | 2- 0        | 0- 0          |      |      |       |           |
| 2- 3              | 0- 1     | 0- 0      | AWAY           | 0- 2       | 2- 0        | 0- 0          |      |      |       |           |
| 1- 1              | 0- 0     | 0- 1      | NEUTRAL        | 0- 0       | 1- 0        | 0- 0          |      |      |       |           |
| 6- 4              | 0- 1     | 1- 1      | NON-CONFERENCE | 0- 2       | 5- 0        | 0- 0          |      |      |       |           |
| 3- 0              | 0- 0     | 1- 0      | HOME           | 0- 0       | 2- 0        | 0- 0          |      |      |       |           |
| 2- 3              | 0- 1     | 0- 0      | AWAY           | 0- 2       | 2- 0        | 0- 0          |      |      |       |           |
| 1- 1              | 0- 0     | 0- 1      | NEUTRAL        | 0- 0       | 1- 0        | 0- 0          |      |      |       |           |
| 0- 0              | 0- 0     | 0- 0      | CONFERENCE     | 0- 0       | 0- 0        | 0- 0          |      |      |       |           |
| 0- 0              | 0- 0     | 0- 0      | HOME           | 0- 0       | 0- 0        | 0- 0          |      |      |       |           |
| 0- 0              | 0- 0     | 0- 0      | AWAY           | 0- 0       | 0- 0        | 0- 0          |      |      |       |           |
| 0- 0              | 0- 0     | 0- 0      | NEUTRAL        | 0- 0       | 0- 0        | 0- 0          |      |      |       |           |

| RPI 1-25                  |   |               |       | RPI 26-50 |   |               |       | Team's RPI: 33 | RPI 51-100 |   |           |       | RPI 101+ |   |               |       |
|---------------------------|---|---------------|-------|-----------|---|---------------|-------|----------------|------------|---|-----------|-------|----------|---|---------------|-------|
| RPI                       | S | Opponent      | Score | RPI       | S | Opponent      | Score |                | RPI        | S | Opponent  | Score | RPI      | S | Opponent      | Score |
| 10                        | A | Green Bay     | 48 71 | 40        | N | Auburn        | 80 85 |                | 83         | A | Creighton | 77 80 | 120      | H | Wyoming       | 63 50 |
|                           |   |               |       | 49        | H | Iowa          | 81 76 |                | 93         | A | Iowa St.  | 67 75 | 121      | H | Northern Ill. | 95 86 |
|                           |   |               |       |           |   |               |       |                |            |   |           |       | 136      | A | Nebraska      | 84 70 |
|                           |   |               |       |           |   |               |       |                |            |   |           |       | 137      | N | Eastern Wash. | 93 78 |
|                           |   |               |       |           |   |               |       |                |            |   |           |       | 148      | A | North Dakota  | 99 91 |
| LAST 12 Division I GAMES: |   |               |       |           |   |               |       |                |            |   |           |       |          |   |               |       |
| 10                        | A | Green Bay     | 48 71 | 137       | N | Eastern Wash. | 93 78 |                |            |   |           |       |          |   |               |       |
| 121                       | H | Northern Ill. | 95 86 | 40        | N | Auburn        | 80 85 |                |            |   |           |       |          |   |               |       |
| 120                       | H | Wyoming       | 63 50 | 49        | H | Iowa          | 81 76 |                |            |   |           |       |          |   |               |       |
| 93                        | A | Iowa St.      | 67 75 | 136       | A | Nebraska      | 84 70 |                |            |   |           |       |          |   |               |       |
| 83                        | A | Creighton     | 77 80 |           |   |               |       |                |            |   |           |       |          |   |               |       |
| 148                       | A | North Dakota  | 99 91 |           |   |               |       |                |            |   |           |       |          |   |               |       |

Non-Div I Games: Clarke 118 43

Drake

■ Loss, 
 ■ Non-Conf, S Site, 
 ■ Home 
 ■ Away 
 N Neutral

|                             |          |           |                |             |               |          |      |       |           |
|-----------------------------|----------|-----------|----------------|-------------|---------------|----------|------|-------|-----------|
| Average RPI Win: <b>160</b> | WON-LOST | WINNING   | LAST 10        | STRENGTH OF | OPP. STRENGTH | TEAM     | ADJ. | CONF. | ADJ CONF. |
| Average RPI Loss: <b>63</b> | RECORD   | PCT. RANK | GAMES          | SCHEDULE    | OF SCHEDULE   | RPI      | RPI  | RPI   | RPI       |
| DIV. I ONLY                 | 7- 2     | 56        | 7- 2           | 112         | 61            | 38       | 38   | 8     | 8         |
| DIV. I NON-CONF.            | 7- 2     | 56        | 7- 2           | 112         | 61            | 38       | 38   | 8     | 8         |
| TOTALS                      | RPI 1-25 | RPI 26-50 | W-L RECORDS    | RPI 51-100  | RPI 101-150   | RPI 150+ |      |       |           |
| 7- 2                        | 0- 0     | 1- 0      | OVERALL        | 1- 2        | 2- 0          | 3- 0     |      |       |           |
| 5- 0                        | 0- 0     | 1- 0      | HOME           | 1- 0        | 1- 0          | 2- 0     |      |       |           |
| 2- 2                        | 0- 0     | 0- 0      | AWAY           | 0- 2        | 1- 0          | 1- 0     |      |       |           |
| 0- 0                        | 0- 0     | 0- 0      | NEUTRAL        | 0- 0        | 0- 0          | 0- 0     |      |       |           |
| 7- 2                        | 0- 0     | 1- 0      | NON-CONFERENCE | 1- 2        | 2- 0          | 3- 0     |      |       |           |
| 5- 0                        | 0- 0     | 1- 0      | HOME           | 1- 0        | 1- 0          | 2- 0     |      |       |           |
| 2- 2                        | 0- 0     | 0- 0      | AWAY           | 0- 2        | 1- 0          | 1- 0     |      |       |           |
| 0- 0                        | 0- 0     | 0- 0      | NEUTRAL        | 0- 0        | 0- 0          | 0- 0     |      |       |           |
| 0- 0                        | 0- 0     | 0- 0      | CONFERENCE     | 0- 0        | 0- 0          | 0- 0     |      |       |           |
| 0- 0                        | 0- 0     | 0- 0      | HOME           | 0- 0        | 0- 0          | 0- 0     |      |       |           |
| 0- 0                        | 0- 0     | 0- 0      | AWAY           | 0- 0        | 0- 0          | 0- 0     |      |       |           |
| 0- 0                        | 0- 0     | 0- 0      | NEUTRAL        | 0- 0        | 0- 0          | 0- 0     |      |       |           |

| RPI 1-25                  |   |          |       | RPI 26-50 |   |              |       | Team's RPI: 38 |   |          |       | RPI 51-100 |   |                |       | RPI 101+ |   |                |       |
|---------------------------|---|----------|-------|-----------|---|--------------|-------|----------------|---|----------|-------|------------|---|----------------|-------|----------|---|----------------|-------|
| RPI                       | S | Opponent | Score | RPI       | S | Opponent     | Score | RPI            | S | Opponent | Score | RPI        | S | Opponent       | Score | RPI      | S | Opponent       | Score |
|                           |   |          |       | 37        | H | Penn St.     | 83 60 |                |   |          |       | 62         | A | Vanderbilt     | 63 73 | 102      | H | Syracuse       | 62 61 |
|                           |   |          |       |           |   |              |       |                |   |          |       | 64         | A | Bucknell       | 66 78 | 130      | A | Cornell        | 63 53 |
|                           |   |          |       |           |   |              |       |                |   |          |       | 84         | H | Niagara        | 69 57 | 199      | H | Saint Joseph's | 60 49 |
|                           |   |          |       |           |   |              |       |                |   |          |       |            |   |                |       | 279      | H | Delaware St.   | 69 44 |
|                           |   |          |       |           |   |              |       |                |   |          |       |            |   |                |       | 290      | A | Lafayette      | 81 39 |
| LAST 12 Division I GAMES: |   |          |       |           |   |              |       |                |   |          |       |            |   |                |       |          |   |                |       |
|                           |   |          |       | 62        | A | Vanderbilt   | 63 73 |                |   |          |       | 290        | A | Lafayette      | 81 39 |          |   |                |       |
|                           |   |          |       | 279       | H | Delaware St. | 69 44 |                |   |          |       | 199        | H | Saint Joseph's | 60 49 |          |   |                |       |
|                           |   |          |       | 37        | H | Penn St.     | 83 60 |                |   |          |       | 84         | H | Niagara        | 69 57 |          |   |                |       |
|                           |   |          |       |           |   |              |       |                |   |          |       | 130        | A | Cornell        | 63 53 |          |   |                |       |
|                           |   |          |       |           |   |              |       |                |   |          |       | 64         | A | Bucknell       | 66 78 |          |   |                |       |
|                           |   |          |       |           |   |              |       |                |   |          |       | 102        | H | Syracuse       | 62 61 |          |   |                |       |

Non-Div I Games:

Drexel





|                   |          |           |                |            |             |               |      |      |       |           |
|-------------------|----------|-----------|----------------|------------|-------------|---------------|------|------|-------|-----------|
| Average RPI Win:  | 220      | WON-LOST  | WINNING        | LAST 10    | STRENGTH OF | OPP. STRENGTH | TEAM | ADJ. | CONF. | ADJ CONF. |
| Average RPI Loss: | 55       | RECORD    | PCT. RANK      | GAMES      | SCHEDULE    | OF SCHEDULE   | RPI  | RPI  | RPI   | RPI       |
| DIV. I ONLY       | 6- 7     | 181       | 0- 1           | 11         | 244         | 65            | 65   | 11   | 11    |           |
| DIV. I NON-CONF.  | 6- 6     | 161       | 0- 1           | 10         | 249         | 65            | 65   | 11   | 11    |           |
| TOTALS            | RPI 1-25 | RPI 26-50 | W-L RECORDS    | RPI 51-100 | RPI 101-150 | RPI 150+      |      |      |       |           |
| 6- 7              | 0- 3     | 0- 1      | OVERALL        | 1- 2       | 0- 1        | 5- 0          |      |      |       |           |
| 2- 3              | 0- 2     | 0- 1      | HOME           | 0- 0       | 0- 0        | 2- 0          |      |      |       |           |
| 3- 4              | 0- 1     | 0- 0      | AWAY           | 1- 2       | 0- 1        | 2- 0          |      |      |       |           |
| 1- 0              | 0- 0     | 0- 0      | NEUTRAL        | 0- 0       | 0- 0        | 1- 0          |      |      |       |           |
| 6- 6              | 0- 3     | 0- 1      | NON-CONFERENCE | 1- 1       | 0- 1        | 5- 0          |      |      |       |           |
| 2- 3              | 0- 2     | 0- 1      | HOME           | 0- 0       | 0- 0        | 2- 0          |      |      |       |           |
| 3- 3              | 0- 1     | 0- 0      | AWAY           | 1- 1       | 0- 1        | 2- 0          |      |      |       |           |
| 1- 0              | 0- 0     | 0- 0      | NEUTRAL        | 0- 0       | 0- 0        | 1- 0          |      |      |       |           |
| 0- 1              | 0- 0     | 0- 0      | CONFERENCE     | 0- 1       | 0- 0        | 0- 0          |      |      |       |           |
| 0- 0              | 0- 0     | 0- 0      | HOME           | 0- 0       | 0- 0        | 0- 0          |      |      |       |           |
| 0- 1              | 0- 0     | 0- 0      | AWAY           | 0- 1       | 0- 0        | 0- 0          |      |      |       |           |
| 0- 0              | 0- 0     | 0- 0      | NEUTRAL        | 0- 0       | 0- 0        | 0- 0          |      |      |       |           |

| RPI 1-25                  |   |                 |       | RPI 26-50 |   |               |       | RPI 51-100 Team's RPI: 65 |   |                 |       | RPI 101+ |   |               |       |
|---------------------------|---|-----------------|-------|-----------|---|---------------|-------|---------------------------|---|-----------------|-------|----------|---|---------------|-------|
| RPI                       | S | Opponent        | Score | RPI       | S | Opponent      | Score | RPI                       | S | Opponent        | Score | RPI      | S | Opponent      | Score |
| 16                        | H | Buffalo         | 69 71 | 50        | H | Charlotte     | 63 77 | 60                        | A | Ohio            | 46 64 | 114      | A | Ohio St.      | 69 89 |
| 22                        | H | Maryland        | 57 77 |           |   |               |       | 75                        | A | St. John's (NY) | 71 65 | 180      | A | Iona          | 61 58 |
| 23                        | A | California      | 66 86 |           |   |               |       | 97                        | A | Fordham         | 51 64 | 188      | A | Akron         | 67 57 |
|                           |   |                 |       |           |   |               |       |                           |   |                 |       | 287      | H | Lehigh        | 63 49 |
|                           |   |                 |       |           |   |               |       |                           |   |                 |       | 290      | H | Lafayette     | 67 52 |
|                           |   |                 |       |           |   |               |       |                           |   |                 |       | 301      | N | Western Caro. | 65 50 |
| LAST 12 Division I GAMES: |   |                 |       |           |   |               |       |                           |   |                 |       |          |   |               |       |
| 23                        | A | California      | 66 86 | 290       | H | Lafayette     | 67 52 |                           |   |                 |       |          |   |               |       |
| 22                        | H | Maryland        | 57 77 | 50        | H | Charlotte     | 63 77 |                           |   |                 |       |          |   |               |       |
| 188                       | A | Akron           | 67 57 | 60        | A | Ohio          | 46 64 |                           |   |                 |       |          |   |               |       |
| 180                       | A | Iona            | 61 58 | 97        | A | Fordham       | 51 64 |                           |   |                 |       |          |   |               |       |
| 75                        | A | St. John's (NY) | 71 65 | 301       | N | Western Caro. | 65 50 |                           |   |                 |       |          |   |               |       |
| 287                       | H | Lehigh          | 63 49 | 16        | H | Buffalo       | 69 71 |                           |   |                 |       |          |   |               |       |

Non-Div I Games:

Duquesne

■ Loss, 
 ■ Non-Conf, 
 ■ S Site, 
 ■ H Home 
 ■ A Away 
 N Neutral

|                   |          |           |                |            |             |               |      |      |       |           |
|-------------------|----------|-----------|----------------|------------|-------------|---------------|------|------|-------|-----------|
| Average RPI Win:  | 284      | WON-LOST  | WINNING        | LAST 10    | STRENGTH OF | OPP. STRENGTH | TEAM | ADJ. | CONF. | ADJ CONF. |
| Average RPI Loss: | 134      | RECORD    | PCT. RANK      | GAMES      | SCHEDULE    | OF SCHEDULE   | RPI  | RPI  | RPI   | RPI       |
| DIV. I ONLY       | 7- 7     | 160       | 5- 5           | 310        | 131         | 252           | 252  | 22   | 22    |           |
| DIV. I NON-CONF.  | 7- 7     | 161       | 6- 6           | 310        | 131         | 252           | 252  | 22   | 22    |           |
| TOTALS            | RPI 1-25 | RPI 26-50 | W-L RECORDS    | RPI 51-100 | RPI 101-150 | RPI 150+      |      |      |       |           |
| 7- 7              | 0- 1     | 0- 1      | OVERALL        | 0- 2       | 0- 0        | 7- 3          |      |      |       |           |
| 3- 4              | 0- 1     | 0- 1      | HOME           | 0- 1       | 0- 0        | 3- 1          |      |      |       |           |
| 3- 2              | 0- 0     | 0- 0      | AWAY           | 0- 0       | 0- 0        | 3- 2          |      |      |       |           |
| 1- 1              | 0- 0     | 0- 0      | NEUTRAL        | 0- 1       | 0- 0        | 1- 0          |      |      |       |           |
| 7- 7              | 0- 1     | 0- 1      | NON-CONFERENCE | 0- 2       | 0- 0        | 7- 3          |      |      |       |           |
| 3- 4              | 0- 1     | 0- 1      | HOME           | 0- 1       | 0- 0        | 3- 1          |      |      |       |           |
| 3- 2              | 0- 0     | 0- 0      | AWAY           | 0- 0       | 0- 0        | 3- 2          |      |      |       |           |
| 1- 1              | 0- 0     | 0- 0      | NEUTRAL        | 0- 1       | 0- 0        | 1- 0          |      |      |       |           |
| 0- 0              | 0- 0     | 0- 0      | CONFERENCE     | 0- 0       | 0- 0        | 0- 0          |      |      |       |           |
| 0- 0              | 0- 0     | 0- 0      | HOME           | 0- 0       | 0- 0        | 0- 0          |      |      |       |           |
| 0- 0              | 0- 0     | 0- 0      | AWAY           | 0- 0       | 0- 0        | 0- 0          |      |      |       |           |
| 0- 0              | 0- 0     | 0- 0      | NEUTRAL        | 0- 0       | 0- 0        | 0- 0          |      |      |       |           |

| RPI 1-25                  |   |                 |       | RPI 26-50 |   |                |       | RPI 51-100 |   |            |       | RPI 101+ |   |                 |       | Team's RPI: 252 |
|---------------------------|---|-----------------|-------|-----------|---|----------------|-------|------------|---|------------|-------|----------|---|-----------------|-------|-----------------|
| RPI                       | S | Opponent        | Score | RPI       | S | Opponent       | Score | RPI        | S | Opponent   | Score | RPI      | S | Opponent        | Score |                 |
| 17                        | H | Tennessee       | 58 83 | 27        | H | Elon           | 51 79 | 62         | H | Vanderbilt | 72 80 | 197      | H | Appalachian St. | 68 71 |                 |
|                           |   |                 |       |           |   |                |       | 72         | N | Maine      | 48 61 | 224      | A | Butler          | 68 59 |                 |
|                           |   |                 |       |           |   |                |       |            |   |            |       | 268      | N | Coppin St.      | 70 58 |                 |
|                           |   |                 |       |           |   |                |       |            |   |            |       | 272      | A | Northern Ky.    | 56 62 |                 |
|                           |   |                 |       |           |   |                |       |            |   |            |       | 280      | H | Davidson        | 76 56 |                 |
|                           |   |                 |       |           |   |                |       |            |   |            |       | 283      | H | Murray St.      | 79 60 |                 |
|                           |   |                 |       |           |   |                |       |            |   |            |       | 289      | A | Austin Peay     | 74 77 |                 |
|                           |   |                 |       |           |   |                |       |            |   |            |       | 297      | A | Campbell        | 56 55 |                 |
|                           |   |                 |       |           |   |                |       |            |   |            |       | 311      | H | Winthrop        | 62 45 |                 |
|                           |   |                 |       |           |   |                |       |            |   |            |       | 324      | A | Tennessee Tech  | 82 76 |                 |
| LAST 12 Division I GAMES: |   |                 |       |           |   |                |       |            |   |            |       |          |   |                 |       |                 |
| 268                       | N | Coppin St.      | 70 58 | 324       | A | Tennessee Tech | 82 76 |            |   |            |       |          |   |                 |       |                 |
| 72                        | N | Maine           | 48 61 | 62        | H | Vanderbilt     | 72 80 |            |   |            |       |          |   |                 |       |                 |
| 27                        | H | Elon            | 51 79 | 297       | A | Campbell       | 56 55 |            |   |            |       |          |   |                 |       |                 |
| 272                       | A | Northern Ky.    | 56 62 | 280       | H | Davidson       | 76 56 |            |   |            |       |          |   |                 |       |                 |
| 197                       | H | Appalachian St. | 68 71 | 289       | A | Austin Peay    | 74 77 |            |   |            |       |          |   |                 |       |                 |
| 311                       | H | Winthrop        | 62 45 | 283       | H | Murray St.     | 79 60 |            |   |            |       |          |   |                 |       |                 |

Non-Div I Games:

ETSU

■ Loss, 
■ Non-Conf, 
■ S Site, 
■ H Home 
■ A Away 
N Neutral

East Carolina

Through Games Of Dec. 23, 2016

|                   |          |           |                |            |             |               |      |      |       |           |
|-------------------|----------|-----------|----------------|------------|-------------|---------------|------|------|-------|-----------|
| Average RPI Win:  | 208      | WON-LOST  | WINNING        | LAST 10    | STRENGTH OF | OPP. STRENGTH | TEAM | ADJ. | CONF. | ADJ CONF. |
| Average RPI Loss: | 55       | RECORD    | PCT. RANK      | GAMES      | SCHEDULE    | OF SCHEDULE   | RPI  | RPI  | RPI   | RPI       |
| DIV. I ONLY       | 8- 3     | 68        | 7- 3           | 144        | 184         | 96            | 96   | 7    | 7     |           |
| DIV. I NON-CONF.  | 8- 3     | 67        | 8- 3           | 145        | 183         | 97            | 97   | 7    | 7     |           |
| TOTALS            | RPI 1-25 | RPI 26-50 | W-L RECORDS    | RPI 51-100 | RPI 101-150 | RPI 150+      |      |      |       |           |
| 8- 3              | 0- 0     | 0- 2      | OVERALL        | 1- 1       | 0- 0        | 7- 0          |      |      |       |           |
| 5- 1              | 0- 0     | 0- 1      | HOME           | 1- 0       | 0- 0        | 4- 0          |      |      |       |           |
| 1- 1              | 0- 0     | 0- 1      | AWAY           | 0- 0       | 0- 0        | 1- 0          |      |      |       |           |
| 2- 1              | 0- 0     | 0- 0      | NEUTRAL        | 0- 1       | 0- 0        | 2- 0          |      |      |       |           |
| 8- 3              | 0- 0     | 0- 2      | NON-CONFERENCE | 1- 1       | 0- 0        | 7- 0          |      |      |       |           |
| 5- 1              | 0- 0     | 0- 1      | HOME           | 1- 0       | 0- 0        | 4- 0          |      |      |       |           |
| 1- 1              | 0- 0     | 0- 1      | AWAY           | 0- 0       | 0- 0        | 1- 0          |      |      |       |           |
| 2- 1              | 0- 0     | 0- 0      | NEUTRAL        | 0- 1       | 0- 0        | 2- 0          |      |      |       |           |
| 0- 0              | 0- 0     | 0- 0      | CONFERENCE     | 0- 0       | 0- 0        | 0- 0          |      |      |       |           |
| 0- 0              | 0- 0     | 0- 0      | HOME           | 0- 0       | 0- 0        | 0- 0          |      |      |       |           |
| 0- 0              | 0- 0     | 0- 0      | AWAY           | 0- 0       | 0- 0        | 0- 0          |      |      |       |           |
| 0- 0              | 0- 0     | 0- 0      | NEUTRAL        | 0- 0       | 0- 0        | 0- 0          |      |      |       |           |

| RPI 1-25                  |   |          |       | RPI 26-50 |   |             |       | RPI 51-100 |   |               |       | Team's RPI: 96 | RPI 101+ |   |              |       |
|---------------------------|---|----------|-------|-----------|---|-------------|-------|------------|---|---------------|-------|----------------|----------|---|--------------|-------|
| RPI                       | S | Opponent | Score | RPI       | S | Opponent    | Score | RPI        | S | Opponent      | Score |                | RPI      | S | Opponent     | Score |
|                           |   |          |       | 40        | H | Auburn      | 52 61 | 74         | N | West Virginia | 47 79 |                | 161      | H | Detroit      | 83 81 |
|                           |   |          |       | 50        | A | Charlotte   | 64 79 | 90         | H | UMES          | 66 58 |                | 204      | H | UNCW         | 75 65 |
|                           |   |          |       |           |   |             |       |            |   |               |       |                | 211      | H | Presbyterian | 54 46 |
|                           |   |          |       |           |   |             |       |            |   |               |       |                | 212      | H | Southern U.  | 62 55 |
|                           |   |          |       |           |   |             |       |            |   |               |       |                | 242      | N | Ball St.     | 82 69 |
|                           |   |          |       |           |   |             |       |            |   |               |       |                | 252      | A | Richmond     | 71 60 |
|                           |   |          |       |           |   |             |       |            |   |               |       |                | 288      | N | Marist       | 70 68 |
| LAST 12 Division I GAMES: |   |          |       |           |   |             |       |            |   |               |       |                |          |   |              |       |
|                           |   |          |       | 212       | H | Southern U. | 62 55 | 50         | A | Charlotte     | 64 79 |                |          |   |              |       |
|                           |   |          |       | 252       | A | Richmond    | 71 60 | 211        | H | Presbyterian  | 54 46 |                |          |   |              |       |
|                           |   |          |       | 90        | H | UMES        | 66 58 | 242        | N | Ball St.      | 82 69 |                |          |   |              |       |
|                           |   |          |       | 204       | H | UNCW        | 75 65 | 74         | N | West Virginia | 47 79 |                |          |   |              |       |
|                           |   |          |       | 161       | H | Detroit     | 83 81 | 288        | N | Marist        | 70 68 |                |          |   |              |       |
|                           |   |          |       |           |   |             |       | 40         | H | Auburn        | 52 61 |                |          |   |              |       |

Non-Div I Games: Greensboro 107 40

East Carolina

Loss, Non-Conf, S Site, H Home A Away N Neutral

|                       |      |          |           |                |             |               |          |      |       |           |
|-----------------------|------|----------|-----------|----------------|-------------|---------------|----------|------|-------|-----------|
| Average RPI Win: 307  |      | WON-LOST | WINNING   | LAST 10        | STRENGTH OF | OPP. STRENGTH | TEAM     | ADJ. | CONF. | ADJ CONF. |
| Average RPI Loss: 205 |      | RECORD   | PCT. RANK | GAMES          | SCHEDULE    | OF SCHEDULE   | RPI      | RPI  | RPI   | RPI       |
| DIV. I ONLY           |      | 2- 8     | 285       | 1- 8           | 272         | 342           | 314      | 314  | 26    | 26        |
| DIV. I NON-CONF.      |      | 2- 8     | 285       | 2- 8           | 273         | 342           | 314      | 314  | 26    | 26        |
| TOTALS                |      | RPI 1-25 | RPI 26-50 | W-L RECORDS    | RPI 51-100  | RPI 101-150   | RPI 150+ |      |       |           |
| 2- 8                  | 0- 0 |          | 0- 0      | OVERALL        | 0- 0        | 0- 2          | 2- 6     |      |       |           |
| 0- 3                  | 0- 0 |          | 0- 0      | HOME           | 0- 0        | 0- 1          | 0- 2     |      |       |           |
| 2- 5                  | 0- 0 |          | 0- 0      | AWAY           | 0- 0        | 0- 1          | 2- 4     |      |       |           |
| 0- 0                  | 0- 0 |          | 0- 0      | NEUTRAL        | 0- 0        | 0- 0          | 0- 0     |      |       |           |
| 2- 8                  | 0- 0 |          | 0- 0      | NON-CONFERENCE | 0- 0        | 0- 2          | 2- 6     |      |       |           |
| 0- 3                  | 0- 0 |          | 0- 0      | HOME           | 0- 0        | 0- 1          | 0- 2     |      |       |           |
| 2- 5                  | 0- 0 |          | 0- 0      | AWAY           | 0- 0        | 0- 1          | 2- 4     |      |       |           |
| 0- 0                  | 0- 0 |          | 0- 0      | NEUTRAL        | 0- 0        | 0- 0          | 0- 0     |      |       |           |
| 0- 0                  | 0- 0 |          | 0- 0      | CONFERENCE     | 0- 0        | 0- 0          | 0- 0     |      |       |           |
| 0- 0                  | 0- 0 |          | 0- 0      | HOME           | 0- 0        | 0- 0          | 0- 0     |      |       |           |
| 0- 0                  | 0- 0 |          | 0- 0      | AWAY           | 0- 0        | 0- 0          | 0- 0     |      |       |           |
| 0- 0                  | 0- 0 |          | 0- 0      | NEUTRAL        | 0- 0        | 0- 0          | 0- 0     |      |       |           |

| RPI 1-25                  |   |          |       | RPI 26-50 |   |               |       | RPI 51-100 |     |          |              | RPI 101+ |    |               |       | Team's RPI: 314 |  |
|---------------------------|---|----------|-------|-----------|---|---------------|-------|------------|-----|----------|--------------|----------|----|---------------|-------|-----------------|--|
| RPI                       | S | Opponent | Score | RPI       | S | Opponent      | Score | RPI        | S   | Opponent | Score        | RPI      | S  | Opponent      | Score |                 |  |
|                           |   |          |       |           |   |               |       |            |     |          |              | 115      | A  | Western Ill.  | 62    | 83              |  |
|                           |   |          |       |           |   |               |       |            |     |          |              | 144      | H  | Indiana St.   | 61    | 88              |  |
|                           |   |          |       |           |   |               |       |            |     |          |              | 157      | H  | Cleveland St. | 56    | 66              |  |
|                           |   |          |       |           |   |               |       |            |     |          |              | 192      | A  | Stetson       | 55    | 72              |  |
|                           |   |          |       |           |   |               |       |            |     |          |              | 214      | A  | Cincinnati    | 64    | 78              |  |
|                           |   |          |       |           |   |               |       |            |     |          |              | 228      | H  | Wright St.    | 61    | 71              |  |
|                           |   |          |       |           |   |               |       |            |     |          |              | 267      | A  | Evansville    | 73    | 63              |  |
|                           |   |          |       |           |   |               |       |            |     |          |              | 281      | A  | Illinois St.  | 49    | 60              |  |
|                           |   |          |       |           |   |               |       |            |     |          |              | 309      | A  | Valparaiso    | 68    | 73              |  |
|                           |   |          |       |           |   |               |       |            |     |          |              | 347      | A  | Florida A&M   | 66    | 50              |  |
| LAST 12 Division I GAMES: |   |          |       |           |   |               |       |            |     |          |              |          |    |               |       |                 |  |
|                           |   |          |       | 214       | A | Cincinnati    | 64    | 78         | 281 | A        | Illinois St. | 49       | 60 |               |       |                 |  |
|                           |   |          |       | 115       | A | Western Ill.  | 62    | 83         | 144 | H        | Indiana St.  | 61       | 88 |               |       |                 |  |
|                           |   |          |       | 157       | H | Cleveland St. | 56    | 66         | 347 | A        | Florida A&M  | 66       | 50 |               |       |                 |  |
|                           |   |          |       | 309       | A | Valparaiso    | 68    | 73         | 192 | A        | Stetson      | 55       | 72 |               |       |                 |  |
|                           |   |          |       |           |   |               |       |            | 228 | H        | Wright St.   | 61       | 71 |               |       |                 |  |
|                           |   |          |       |           |   |               |       |            | 267 | A        | Evansville   | 73       | 63 |               |       |                 |  |

|                  |                  |    |    |          |    |    |
|------------------|------------------|----|----|----------|----|----|
| Non-Div I Games: | Ill.-Springfield | 74 | 60 | Millikin | 97 | 54 |
|------------------|------------------|----|----|----------|----|----|

Eastern Ill.

Loss, Non-Conf, S Site, H Home A Away N Neutral

| Average RPI Win: 311  |      | WON-LOST | WINNING   | LAST 10        | STRENGTH OF | OPP. STRENGTH | TEAM     | ADJ. | CONF. | ADJ CONF. |
|-----------------------|------|----------|-----------|----------------|-------------|---------------|----------|------|-------|-----------|
| Average RPI Loss: 216 |      | RECORD   | PCT. RANK | GAMES          | SCHEDULE    | OF SCHEDULE   | RPI      | RPI  | RPI   | RPI       |
| DIV. I ONLY           |      | 2- 9     | 293       | 1- 8           | 281         | 347           | 338      | 338  | 26    | 26        |
| DIV. I NON-CONF.      |      | 2- 9     | 292       | 2- 9           | 284         | 347           | 338      | 338  | 26    | 26        |
| TOTALS                |      | RPI 1-25 | RPI 26-50 | W-L RECORDS    | RPI 51-100  | RPI 101-150   | RPI 150+ |      |       |           |
| 2- 9                  | 0- 0 |          | 0- 0      | OVERALL        | 0- 0        | 0- 1          | 2- 8     |      |       |           |
| 1- 3                  | 0- 0 |          | 0- 0      | HOME           | 0- 0        | 0- 1          | 1- 2     |      |       |           |
| 0- 3                  | 0- 0 |          | 0- 0      | AWAY           | 0- 0        | 0- 0          | 0- 3     |      |       |           |
| 1- 3                  | 0- 0 |          | 0- 0      | NEUTRAL        | 0- 0        | 0- 0          | 1- 3     |      |       |           |
| 2- 9                  | 0- 0 |          | 0- 0      | NON-CONFERENCE | 0- 0        | 0- 1          | 2- 8     |      |       |           |
| 1- 3                  | 0- 0 |          | 0- 0      | HOME           | 0- 0        | 0- 1          | 1- 2     |      |       |           |
| 0- 3                  | 0- 0 |          | 0- 0      | AWAY           | 0- 0        | 0- 0          | 0- 3     |      |       |           |
| 1- 3                  | 0- 0 |          | 0- 0      | NEUTRAL        | 0- 0        | 0- 0          | 1- 3     |      |       |           |
| 0- 0                  | 0- 0 |          | 0- 0      | CONFERENCE     | 0- 0        | 0- 0          | 0- 0     |      |       |           |
| 0- 0                  | 0- 0 |          | 0- 0      | HOME           | 0- 0        | 0- 0          | 0- 0     |      |       |           |
| 0- 0                  | 0- 0 |          | 0- 0      | AWAY           | 0- 0        | 0- 0          | 0- 0     |      |       |           |
| 0- 0                  | 0- 0 |          | 0- 0      | NEUTRAL        | 0- 0        | 0- 0          | 0- 0     |      |       |           |

| RPI 1-25                  |   |          |       | RPI 26-50 |   |             |       | RPI 51-100 |     |          |               | RPI 101+ |    |               |       | Team's RPI: 338 |  |
|---------------------------|---|----------|-------|-----------|---|-------------|-------|------------|-----|----------|---------------|----------|----|---------------|-------|-----------------|--|
| RPI                       | S | Opponent | Score | RPI       | S | Opponent    | Score | RPI        | S   | Opponent | Score         | RPI      | S  | Opponent      | Score |                 |  |
|                           |   |          |       |           |   |             |       |            |     |          |               | 131      | H  | Western Ky.   | 63    | 90              |  |
|                           |   |          |       |           |   |             |       |            |     |          |               | 156      | A  | Saint Louis   | 51    | 78              |  |
|                           |   |          |       |           |   |             |       |            |     |          |               | 182      | N  | Western Mich. | 59    | 74              |  |
|                           |   |          |       |           |   |             |       |            |     |          |               | 188      | H  | Akron         | 57    | 63              |  |
|                           |   |          |       |           |   |             |       |            |     |          |               | 195      | A  | Kent St.      | 67    | 80              |  |
|                           |   |          |       |           |   |             |       |            |     |          |               | 228      | A  | Wright St.    | 73    | 85              |  |
|                           |   |          |       |           |   |             |       |            |     |          |               | 234      | N  | Miami (OH)    | 54    | 65              |  |
|                           |   |          |       |           |   |             |       |            |     |          |               | 276      | H  | Bowling Green | 57    | 55              |  |
|                           |   |          |       |           |   |             |       |            |     |          |               | 301      | H  | Western Caro. | 61    | 72              |  |
|                           |   |          |       |           |   |             |       |            |     |          |               | 331      | N  | Fort Wayne    | 59    | 68              |  |
|                           |   |          |       |           |   |             |       |            |     |          |               | 346      | N  | Morgan St.    | 66    | 58              |  |
| LAST 12 Division I GAMES: |   |          |       |           |   |             |       |            |     |          |               |          |    |               |       |                 |  |
|                           |   |          |       | 331       | N | Fort Wayne  | 59    | 68         | 182 | N        | Western Mich. | 59       | 74 |               |       |                 |  |
|                           |   |          |       | 234       | N | Miami (OH)  | 54    | 65         | 346 | N        | Morgan St.    | 66       | 58 |               |       |                 |  |
|                           |   |          |       | 228       | A | Wright St.  | 73    | 85         | 301 | H        | Western Caro. | 61       | 72 |               |       |                 |  |
|                           |   |          |       | 188       | H | Akron       | 57    | 63         | 195 | A        | Kent St.      | 67       | 80 |               |       |                 |  |
|                           |   |          |       | 156       | A | Saint Louis | 51    | 78         | 276 | H        | Bowling Green | 57       | 55 |               |       |                 |  |
|                           |   |          |       | 131       | H | Western Ky. | 63    | 90         |     |          |               |          |    |               |       |                 |  |

|                  |             |    |    |
|------------------|-------------|----|----|
| Non-Div I Games: | Ohio Valley | 88 | 30 |
|------------------|-------------|----|----|

Eastern Ky.

Loss, Non-Conf, S Site, H Home A Away N Neutral

|                   |          |           |                |            |             |               |      |      |       |           |
|-------------------|----------|-----------|----------------|------------|-------------|---------------|------|------|-------|-----------|
| Average RPI Win:  | 260      | WON-LOST  | WINNING        | LAST 10    | STRENGTH OF | OPP. STRENGTH | TEAM | ADJ. | CONF. | ADJ CONF. |
| Average RPI Loss: | 139      | RECORD    | PCT. RANK      | GAMES      | SCHEDULE    | OF SCHEDULE   | RPI  | RPI  | RPI   | RPI       |
| DIV. I ONLY       | 4- 7     | 221       | 3- 6           | 231        | 226         | 257           | 257  | 9    | 9     |           |
| DIV. I NON-CONF.  | 4- 7     | 221       | 4- 7           | 233        | 225         | 257           | 257  | 9    | 9     |           |
| TOTALS            | RPI 1-25 | RPI 26-50 | W-L RECORDS    | RPI 51-100 | RPI 101-150 | RPI 150+      |      |      |       |           |
| 4- 7              | 0- 0     | 0- 0      | OVERALL        | 0- 2       | 0- 2        | 4- 3          |      |      |       |           |
| 2- 2              | 0- 0     | 0- 0      | HOME           | 0- 0       | 0- 0        | 2- 2          |      |      |       |           |
| 1- 3              | 0- 0     | 0- 0      | AWAY           | 0- 1       | 0- 1        | 1- 1          |      |      |       |           |
| 1- 2              | 0- 0     | 0- 0      | NEUTRAL        | 0- 1       | 0- 1        | 1- 0          |      |      |       |           |
| 4- 7              | 0- 0     | 0- 0      | NON-CONFERENCE | 0- 2       | 0- 2        | 4- 3          |      |      |       |           |
| 2- 2              | 0- 0     | 0- 0      | HOME           | 0- 0       | 0- 0        | 2- 2          |      |      |       |           |
| 1- 3              | 0- 0     | 0- 0      | AWAY           | 0- 1       | 0- 1        | 1- 1          |      |      |       |           |
| 1- 2              | 0- 0     | 0- 0      | NEUTRAL        | 0- 1       | 0- 1        | 1- 0          |      |      |       |           |
| 0- 0              | 0- 0     | 0- 0      | CONFERENCE     | 0- 0       | 0- 0        | 0- 0          |      |      |       |           |
| 0- 0              | 0- 0     | 0- 0      | HOME           | 0- 0       | 0- 0        | 0- 0          |      |      |       |           |
| 0- 0              | 0- 0     | 0- 0      | AWAY           | 0- 0       | 0- 0        | 0- 0          |      |      |       |           |
| 0- 0              | 0- 0     | 0- 0      | NEUTRAL        | 0- 0       | 0- 0        | 0- 0          |      |      |       |           |

| RPI 1-25                  |   |          | RPI 26-50          |     |       | RPI 51-100       |       |                       | RPI 101+ |          |       | Team's RPI: 257 |
|---------------------------|---|----------|--------------------|-----|-------|------------------|-------|-----------------------|----------|----------|-------|-----------------|
| RPI                       | S | Opponent | Score              | RPI | S     | Opponent         | Score | RPI                   | S        | Opponent | Score |                 |
|                           |   |          |                    |     |       | 53 N Tulane      | 50 62 | 124 N Northern Colo.  |          | 57 58    |       |                 |
|                           |   |          |                    |     |       | 63 A Wake Forest | 61 89 | 146 A Purdue          |          | 50 77    |       |                 |
|                           |   |          |                    |     |       |                  |       | 161 H Detroit         |          | 64 77    |       |                 |
|                           |   |          |                    |     |       |                  |       | 194 H St. Bonaventure |          | 75 56    |       |                 |
|                           |   |          |                    |     |       |                  |       | 198 A Morehead St.    |          | 73 78    |       |                 |
|                           |   |          |                    |     |       |                  |       | 207 N Georgia St.     |          | 69 59    |       |                 |
|                           |   |          |                    |     |       |                  |       | 225 H Monmouth        |          | 68 75    |       |                 |
|                           |   |          |                    |     |       |                  |       | 293 H Air Force       |          | 65 44    |       |                 |
|                           |   |          |                    |     |       |                  |       | 345 A Incarnate Word  |          | 66 47    |       |                 |
| LAST 12 Division I GAMES: |   |          |                    |     |       |                  |       |                       |          |          |       |                 |
| 146 A Purdue              |   | 50 77    | 293 H Air Force    |     | 65 44 |                  |       |                       |          |          |       |                 |
| 225 H Monmouth            |   | 68 75    | 53 N Tulane        |     | 50 62 |                  |       |                       |          |          |       |                 |
| 194 H St. Bonaventure     |   | 75 56    | 63 A Wake Forest   |     | 61 89 |                  |       |                       |          |          |       |                 |
| 161 H Detroit             |   | 64 77    | 198 A Morehead St. |     | 73 78 |                  |       |                       |          |          |       |                 |
| 345 A Incarnate Word      |   | 66 47    | 207 N Georgia St.  |     | 69 59 |                  |       |                       |          |          |       |                 |
| 124 N Northern Colo.      |   | 57 58    |                    |     |       |                  |       |                       |          |          |       |                 |

Non-Div I Games: Ferris St. 68 50

Eastern Mich.

|                   |          |           |                |            |             |               |      |      |       |           |
|-------------------|----------|-----------|----------------|------------|-------------|---------------|------|------|-------|-----------|
| Average RPI Win:  | 279      | WON-LOST  | WINNING        | LAST 10    | STRENGTH OF | OPP. STRENGTH | TEAM | ADJ. | CONF. | ADJ CONF. |
| Average RPI Loss: | 39       | RECORD    | PCT. RANK      | GAMES      | SCHEDULE    | OF SCHEDULE   | RPI  | RPI  | RPI   | RPI       |
| DIV. I ONLY       | 4- 6     | 207       | 4- 5           | 92         | 136         | 137           | 137  | 17   | 17    |           |
| DIV. I NON-CONF.  | 4- 6     | 208       | 4- 6           | 94         | 137         | 138           | 138  | 18   | 18    |           |
| TOTALS            | RPI 1-25 | RPI 26-50 | W-L RECORDS    | RPI 51-100 | RPI 101-150 | RPI 150+      |      |      |       |           |
| 4- 6              | 0- 1     | 0- 3      | OVERALL        | 0- 2       | 1- 0        | 3- 0          |      |      |       |           |
| 1- 1              | 0- 0     | 0- 0      | HOME           | 0- 1       | 0- 0        | 1- 0          |      |      |       |           |
| 2- 3              | 0- 1     | 0- 1      | AWAY           | 0- 1       | 1- 0        | 1- 0          |      |      |       |           |
| 1- 2              | 0- 0     | 0- 2      | NEUTRAL        | 0- 0       | 0- 0        | 1- 0          |      |      |       |           |
| 4- 6              | 0- 1     | 0- 3      | NON-CONFERENCE | 0- 2       | 1- 0        | 3- 0          |      |      |       |           |
| 1- 1              | 0- 0     | 0- 0      | HOME           | 0- 1       | 0- 0        | 1- 0          |      |      |       |           |
| 2- 3              | 0- 1     | 0- 1      | AWAY           | 0- 1       | 1- 0        | 1- 0          |      |      |       |           |
| 1- 2              | 0- 0     | 0- 2      | NEUTRAL        | 0- 0       | 0- 0        | 1- 0          |      |      |       |           |
| 0- 0              | 0- 0     | 0- 0      | CONFERENCE     | 0- 0       | 0- 0        | 0- 0          |      |      |       |           |
| 0- 0              | 0- 0     | 0- 0      | HOME           | 0- 0       | 0- 0        | 0- 0          |      |      |       |           |
| 0- 0              | 0- 0     | 0- 0      | AWAY           | 0- 0       | 0- 0        | 0- 0          |      |      |       |           |
| 0- 0              | 0- 0     | 0- 0      | NEUTRAL        | 0- 0       | 0- 0        | 0- 0          |      |      |       |           |

| RPI 1-25                  |   |                   |        | RPI 26-50 |   |            |        | RPI 51-100 |   |          |       | RPI 101+ Team's RPI: 137 |   |                   |       |
|---------------------------|---|-------------------|--------|-----------|---|------------|--------|------------|---|----------|-------|--------------------------|---|-------------------|-------|
| RPI                       | S | Opponent          | Score  | RPI       | S | Opponent   | Score  | RPI        | S | Opponent | Score | RPI                      | S | Opponent          | Score |
| 12                        | A | Washington        | 52 100 | 27        | N | Elon       | 55 76  | 53         | A | Tulane   | 51 63 | 128                      | A | CSUN              | 71 57 |
|                           |   |                   |        | 33        | N | Drake      | 78 93  | 68         | H | Gonzaga  | 54 73 | 312                      | N | Furman            | 68 56 |
|                           |   |                   |        | 41        | A | Boise St.  | 64 67  |            |   |          |       | 327                      | A | Utah Valley       | 83 50 |
|                           |   |                   |        |           |   |            |        |            |   |          |       | 349                      | H | Cal St. Fullerton | 84 67 |
| LAST 12 Division I GAMES: |   |                   |        |           |   |            |        |            |   |          |       |                          |   |                   |       |
| 68                        | H | Gonzaga           | 54 73  | 33        | N | Drake      | 78 93  |            |   |          |       |                          |   |                   |       |
| 349                       | H | Cal St. Fullerton | 84 67  | 53        | A | Tulane     | 51 63  |            |   |          |       |                          |   |                   |       |
| 128                       | A | CSUN              | 71 57  | 27        | N | Elon       | 55 76  |            |   |          |       |                          |   |                   |       |
| 41                        | A | Boise St.         | 64 67  | 12        | A | Washington | 52 100 |            |   |          |       |                          |   |                   |       |
| 327                       | A | Utah Valley       | 83 50  |           |   |            |        |            |   |          |       |                          |   |                   |       |
| 312                       | N | Furman            | 68 56  |           |   |            |        |            |   |          |       |                          |   |                   |       |

Non-Div I Games: Multnomah 88 30

Eastern Wash.

■ Loss, 
 ■ Non-Conf, 
 ■ S Site, 
 ■ H Home 
 ■ A Away 
 N Neutral

|                   |          |           |                |            |             |               |      |      |       |           |
|-------------------|----------|-----------|----------------|------------|-------------|---------------|------|------|-------|-----------|
| Average RPI Win:  | 174      | WON-LOST  | WINNING        | LAST 10    | STRENGTH OF | OPP. STRENGTH | TEAM | ADJ. | CONF. | ADJ CONF. |
| Average RPI Loss: | 32       | RECORD    | PCT. RANK      | GAMES      | SCHEDULE    | OF SCHEDULE   | RPI  | RPI  | RPI   | RPI       |
| DIV. I ONLY       | 7- 4     | 113       | 2- 0           | 21         | 140         | 27            | 27   | 8    | 8     |           |
| DIV. I NON-CONF.  | 7- 4     | 113       | 2- 0           | 21         | 141         | 27            | 27   | 8    | 8     |           |
| TOTALS            | RPI 1-25 | RPI 26-50 | W-L RECORDS    | RPI 51-100 | RPI 101-150 | RPI 150+      |      |      |       |           |
| 7- 4              | 0- 1     | 0- 2      | OVERALL        | 1- 1       | 1- 0        | 5- 0          |      |      |       |           |
| 2- 1              | 0- 0     | 0- 0      | HOME           | 1- 1       | 0- 0        | 1- 0          |      |      |       |           |
| 3- 3              | 0- 1     | 0- 2      | AWAY           | 0- 0       | 0- 0        | 3- 0          |      |      |       |           |
| 2- 0              | 0- 0     | 0- 0      | NEUTRAL        | 0- 0       | 1- 0        | 1- 0          |      |      |       |           |
| 7- 4              | 0- 1     | 0- 2      | NON-CONFERENCE | 1- 1       | 1- 0        | 5- 0          |      |      |       |           |
| 2- 1              | 0- 0     | 0- 0      | HOME           | 1- 1       | 0- 0        | 1- 0          |      |      |       |           |
| 3- 3              | 0- 1     | 0- 2      | AWAY           | 0- 0       | 0- 0        | 3- 0          |      |      |       |           |
| 2- 0              | 0- 0     | 0- 0      | NEUTRAL        | 0- 0       | 1- 0        | 1- 0          |      |      |       |           |
| 0- 0              | 0- 0     | 0- 0      | CONFERENCE     | 0- 0       | 0- 0        | 0- 0          |      |      |       |           |
| 0- 0              | 0- 0     | 0- 0      | HOME           | 0- 0       | 0- 0        | 0- 0          |      |      |       |           |
| 0- 0              | 0- 0     | 0- 0      | AWAY           | 0- 0       | 0- 0        | 0- 0          |      |      |       |           |
| 0- 0              | 0- 0     | 0- 0      | NEUTRAL        | 0- 0       | 0- 0        | 0- 0          |      |      |       |           |

| RPI 1-25                  |   |                |       | RPI 26-50 |   |                |       | Team's RPI: 27 | RPI 51-100 |   |             |       | RPI 101+ |   |               |       |
|---------------------------|---|----------------|-------|-----------|---|----------------|-------|----------------|------------|---|-------------|-------|----------|---|---------------|-------|
| RPI                       | S | Opponent       | Score | RPI       | S | Opponent       | Score |                | RPI        | S | Opponent    | Score | RPI      | S | Opponent      | Score |
| 10                        | A | Green Bay      | 56 71 | 26        | A | North Carolina | 73 78 |                | 63         | H | Wake Forest | 68 78 | 137      | N | Eastern Wash. | 76 55 |
|                           |   |                |       | 28        | A | Duke           | 61 68 |                | 64         | H | Bucknell    | 64 58 | 178      | A | Central Mich. | 71 57 |
|                           |   |                |       |           |   |                |       |                |            |   |             |       | 188      | N | Akron         | 65 62 |
|                           |   |                |       |           |   |                |       |                |            |   |             |       | 193      | H | Rutgers       | 66 54 |
|                           |   |                |       |           |   |                |       |                |            |   |             |       | 207      | A | Georgia St.   | 84 67 |
|                           |   |                |       |           |   |                |       |                |            |   |             |       | 252      | A | ETSU          | 79 51 |
| LAST 12 Division I GAMES: |   |                |       |           |   |                |       |                |            |   |             |       |          |   |               |       |
| 252                       | A | ETSU           | 79 51 | 178       | A | Central Mich.  | 71 57 |                |            |   |             |       |          |   |               |       |
| 28                        | A | Duke           | 61 68 | 137       | N | Eastern Wash.  | 76 55 |                |            |   |             |       |          |   |               |       |
| 26                        | A | North Carolina | 73 78 | 207       | A | Georgia St.    | 84 67 |                |            |   |             |       |          |   |               |       |
| 63                        | H | Wake Forest    | 68 78 | 188       | N | Akron          | 65 62 |                |            |   |             |       |          |   |               |       |
| 64                        | H | Bucknell       | 64 58 | 10        | A | Green Bay      | 56 71 |                |            |   |             |       |          |   |               |       |
| 193                       | H | Rutgers        | 66 54 |           |   |                |       |                |            |   |             |       |          |   |               |       |

Non-Div I Games:

Elon



|                       |          |           |           |                |             |               |             |          |       |           |
|-----------------------|----------|-----------|-----------|----------------|-------------|---------------|-------------|----------|-------|-----------|
| Average RPI Win: 299  |          | WON-LOST  | WINNING   | LAST 10        | STRENGTH OF | OPP. STRENGTH | TEAM        | ADJ.     | CONF. | ADJ CONF. |
| Average RPI Loss: 177 |          | RECORD    | PCT. RANK | GAMES          | SCHEDULE    | OF SCHEDULE   | RPI         | RPI      | RPI   | RPI       |
| DIV. I ONLY           |          | 4- 6      | 207       | 4- 5           | 269         | 311           | 267         | 267      | 13    | 13        |
| DIV. I NON-CONF.      |          | 4- 6      | 208       | 4- 6           | 270         | 311           | 265         | 265      | 13    | 13        |
| TOTALS                | RPI 1-25 | RPI 26-50 |           | W-L RECORDS    |             | RPI 51-100    | RPI 101-150 | RPI 150+ |       |           |
| 4- 6                  | 0- 1     | 0- 1      |           | OVERALL        |             | 0- 0          | 0- 0        | 4- 4     |       |           |
| 2- 3                  | 0- 0     | 0- 0      |           | HOME           |             | 0- 0          | 0- 0        | 2- 3     |       |           |
| 2- 3                  | 0- 0     | 0- 0      |           | AWAY           |             | 0- 0          | 0- 0        | 2- 0     |       |           |
| 0- 0                  | 0- 0     | 0- 0      |           | NEUTRAL        |             | 0- 0          | 0- 0        | 0- 0     |       |           |
| 4- 6                  | 0- 1     | 0- 1      |           | NON-CONFERENCE |             | 0- 0          | 0- 0        | 4- 4     |       |           |
| 2- 3                  | 0- 0     | 0- 0      |           | HOME           |             | 0- 0          | 0- 0        | 2- 3     |       |           |
| 2- 3                  | 0- 1     | 0- 1      |           | AWAY           |             | 0- 0          | 0- 0        | 2- 1     |       |           |
| 0- 0                  | 0- 0     | 0- 0      |           | NEUTRAL        |             | 0- 0          | 0- 0        | 0- 0     |       |           |
| 0- 0                  | 0- 0     | 0- 0      |           | CONFERENCE     |             | 0- 0          | 0- 0        | 0- 0     |       |           |
| 0- 0                  | 0- 0     | 0- 0      |           | HOME           |             | 0- 0          | 0- 0        | 0- 0     |       |           |
| 0- 0                  | 0- 0     | 0- 0      |           | AWAY           |             | 0- 0          | 0- 0        | 0- 0     |       |           |
| 0- 0                  | 0- 0     | 0- 0      |           | NEUTRAL        |             | 0- 0          | 0- 0        | 0- 0     |       |           |

| RPI 1-25                  |   |            |       | RPI 26-50 |   |                   |       | RPI 51-100 |   |             |       | RPI 101+ |   |                   |       | Team's RPI: 267 |  |
|---------------------------|---|------------|-------|-----------|---|-------------------|-------|------------|---|-------------|-------|----------|---|-------------------|-------|-----------------|--|
| RPI                       | S | Opponent   | Score | RPI       | S | Opponent          | Score | RPI        | S | Opponent    | Score | RPI      | S | Opponent          | Score |                 |  |
| 24                        | A | Louisville | 47 89 | 45        | A | Northwestern      | 66 88 |            |   |             |       | 157      | H | Cleveland St.     | 62 66 |                 |  |
|                           |   |            |       |           |   |                   |       |            |   |             |       | 242      | A | Ball St.          | 49 84 |                 |  |
|                           |   |            |       |           |   |                   |       |            |   |             |       | 282      | H | Southeast Mo. St. | 74 76 |                 |  |
|                           |   |            |       |           |   |                   |       |            |   |             |       | 283      | A | Murray St.        | 82 77 |                 |  |
|                           |   |            |       |           |   |                   |       |            |   |             |       | 289      | H | Austin Peay       | 68 54 |                 |  |
|                           |   |            |       |           |   |                   |       |            |   |             |       | 309      | A | Valparaiso        | 70 65 |                 |  |
|                           |   |            |       |           |   |                   |       |            |   |             |       | 314      | H | Eastern Ill.      | 63 73 |                 |  |
|                           |   |            |       |           |   |                   |       |            |   |             |       | 315      | H | Alabama A&M       | 63 54 |                 |  |
| LAST 12 Division I GAMES: |   |            |       |           |   |                   |       |            |   |             |       |          |   |                   |       |                 |  |
|                           |   |            |       | 45        | A | Northwestern      | 66 88 | 315        | H | Alabama A&M | 63 54 |          |   |                   |       |                 |  |
|                           |   |            |       | 282       | H | Southeast Mo. St. | 74 76 | 24         | A | Louisville  | 47 89 |          |   |                   |       |                 |  |
|                           |   |            |       | 242       | A | Ball St.          | 49 84 | 289        | H | Austin Peay | 68 54 |          |   |                   |       |                 |  |
|                           |   |            |       | 314       | H | Eastern Ill.      | 63 73 | 283        | A | Murray St.  | 82 77 |          |   |                   |       |                 |  |
|                           |   |            |       | 157       | H | Cleveland St.     | 62 66 | 309        | A | Valparaiso  | 70 65 |          |   |                   |       |                 |  |

|                  |              |     |    |
|------------------|--------------|-----|----|
| Non-Div I Games: | Oakland City | 108 | 68 |
|------------------|--------------|-----|----|

Evansville

■ Loss, ■ Non-Conf, S Site, H Home A Away N Neutral

|                   |          |           |                |            |             |               |      |      |       |           |
|-------------------|----------|-----------|----------------|------------|-------------|---------------|------|------|-------|-----------|
| Average RPI Win:  | 228      | WON-LOST  | WINNING        | LAST 10    | STRENGTH OF | OPP. STRENGTH | TEAM | ADJ. | CONF. | ADJ CONF. |
| Average RPI Loss: | 140      | RECORD    | PCT. RANK      | GAMES      | SCHEDULE    | OF SCHEDULE   | RPI  | RPI  | RPI   | RPI       |
| DIV. I ONLY       | 6- 6     | 160       | 0- 1           | 242        | 103         | 184           | 184  | 27   | 27    |           |
| DIV. I NON-CONF.  | 6- 6     | 161       | 0- 1           | 243        | 105         | 183           | 183  | 27   | 27    |           |
| TOTALS            | RPI 1-25 | RPI 26-50 | W-L RECORDS    | RPI 51-100 | RPI 101-150 | RPI 150+      |      |      |       |           |
| 6- 6              | 0- 0     | 0- 0      | OVERALL        | 0- 1       | 1- 3        | 5- 2          |      |      |       |           |
| 4- 0              | 0- 0     | 0- 0      | HOME           | 0- 0       | 1- 0        | 3- 0          |      |      |       |           |
| 2- 3              | 0- 0     | 0- 0      | AWAY           | 0- 1       | 0- 1        | 2- 1          |      |      |       |           |
| 0- 3              | 0- 0     | 0- 0      | NEUTRAL        | 0- 0       | 0- 2        | 0- 1          |      |      |       |           |
| 6- 6              | 0- 0     | 0- 0      | NON-CONFERENCE | 0- 1       | 1- 3        | 5- 2          |      |      |       |           |
| 4- 0              | 0- 0     | 0- 0      | HOME           | 0- 0       | 1- 0        | 3- 0          |      |      |       |           |
| 2- 3              | 0- 0     | 0- 0      | AWAY           | 0- 1       | 0- 1        | 2- 1          |      |      |       |           |
| 0- 3              | 0- 0     | 0- 0      | NEUTRAL        | 0- 0       | 0- 2        | 0- 1          |      |      |       |           |
| 0- 0              | 0- 0     | 0- 0      | CONFERENCE     | 0- 0       | 0- 0        | 0- 0          |      |      |       |           |
| 0- 0              | 0- 0     | 0- 0      | HOME           | 0- 0       | 0- 0        | 0- 0          |      |      |       |           |
| 0- 0              | 0- 0     | 0- 0      | AWAY           | 0- 0       | 0- 0        | 0- 0          |      |      |       |           |
| 0- 0              | 0- 0     | 0- 0      | NEUTRAL        | 0- 0       | 0- 0        | 0- 0          |      |      |       |           |

| RPI 1-25                  |   |          | RPI 26-50 |     |   | RPI 51-100              |       |     | RPI 101+ |                         |       | Team's RPI: 184 |
|---------------------------|---|----------|-----------|-----|---|-------------------------|-------|-----|----------|-------------------------|-------|-----------------|
| RPI                       | S | Opponent | Score     | RPI | S | Opponent                | Score | RPI | S        | Opponent                | Score |                 |
|                           |   |          |           |     |   | 69 A Quinnipiac         | 56 66 |     |          | 114 N Ohio St.          | 66 79 |                 |
|                           |   |          |           |     |   |                         |       |     |          | 116 N George Washington | 47 76 |                 |
|                           |   |          |           |     |   |                         |       |     |          | 124 A Northern Colo.    | 74 77 |                 |
|                           |   |          |           |     |   |                         |       |     |          | 134 H Chattanooga       | 68 55 |                 |
|                           |   |          |           |     |   |                         |       |     |          | 154 A Hartford          | 70 63 |                 |
|                           |   |          |           |     |   |                         |       |     |          | 195 N Kent St.          | 64 77 |                 |
|                           |   |          |           |     |   |                         |       |     |          | 222 A Illinois          | 73 82 |                 |
|                           |   |          |           |     |   |                         |       |     |          | 233 H FIU               | 89 42 |                 |
|                           |   |          |           |     |   |                         |       |     |          | 270 A Fla. Atlantic     | 65 50 |                 |
|                           |   |          |           |     |   |                         |       |     |          | 273 H Siena             | 66 42 |                 |
|                           |   |          |           |     |   |                         |       |     |          | 306 H N.C. A&T          | 67 41 |                 |
| LAST 12 Division I GAMES: |   |          |           |     |   |                         |       |     |          |                         |       |                 |
|                           |   |          |           |     |   | 116 N George Washington | 47 76 |     |          | 134 H Chattanooga       | 68 55 |                 |
|                           |   |          |           |     |   | 114 N Ohio St.          | 66 79 |     |          | 222 A Illinois          | 73 82 |                 |
|                           |   |          |           |     |   | 124 A Northern Colo.    | 74 77 |     |          | 306 H N.C. A&T          | 67 41 |                 |
|                           |   |          |           |     |   | 233 H FIU               | 89 42 |     |          | 270 A Fla. Atlantic     | 65 50 |                 |
|                           |   |          |           |     |   | 154 A Hartford          | 70 63 |     |          | 273 H Siena             | 66 42 |                 |
|                           |   |          |           |     |   | 69 A Quinnipiac         | 56 66 |     |          | 195 N Kent St.          | 64 77 |                 |

Non-Div I Games: St. Thomas (FL) 71 48 Ave Maria 101 34

FGCU

Loss, Non-Conf, S Site, H Home A Away N Neutral

|                   |          |           |                |            |             |               |      |      |       |           |
|-------------------|----------|-----------|----------------|------------|-------------|---------------|------|------|-------|-----------|
| Average RPI Win:  | 230      | WON-LOST  | WINNING        | LAST 10    | STRENGTH OF | OPP. STRENGTH | TEAM | ADJ. | CONF. | ADJ CONF. |
| Average RPI Loss: | 109      | RECORD    | PCT. RANK      | GAMES      | SCHEDULE    | OF SCHEDULE   | RPI  | RPI  | RPI   | RPI       |
| DIV. I ONLY       | 1- 8     | 317       | 1- 8           | 22         | 259         | 233           | 233  | 16   | 16    |           |
| DIV. I NON-CONF.  | 1- 8     | 315       | 1- 8           | 22         | 258         | 234           | 234  | 16   | 16    |           |
| TOTALS            | RPI 1-25 | RPI 26-50 | W-L RECORDS    | RPI 51-100 | RPI 101-150 | RPI 150+      |      |      |       |           |
| 1- 8              | 0- 2     | 0- 1      | OVERALL        | 0- 1       | 0- 1        | 1- 3          |      |      |       |           |
| 1- 6              | 0- 2     | 0- 0      | HOME           | 0- 1       | 0- 1        | 1- 2          |      |      |       |           |
| 0- 2              | 0- 0     | 0- 1      | AWAY           | 0- 0       | 0- 0        | 0- 1          |      |      |       |           |
| 0- 0              | 0- 0     | 0- 0      | NEUTRAL        | 0- 0       | 0- 0        | 0- 0          |      |      |       |           |
| 1- 8              | 0- 2     | 0- 1      | NON-CONFERENCE | 0- 1       | 0- 1        | 1- 3          |      |      |       |           |
| 1- 6              | 0- 2     | 0- 0      | HOME           | 0- 1       | 0- 1        | 1- 2          |      |      |       |           |
| 0- 2              | 0- 0     | 0- 1      | AWAY           | 0- 0       | 0- 0        | 0- 1          |      |      |       |           |
| 0- 0              | 0- 0     | 0- 0      | NEUTRAL        | 0- 0       | 0- 0        | 0- 0          |      |      |       |           |
| 0- 0              | 0- 0     | 0- 0      | CONFERENCE     | 0- 0       | 0- 0        | 0- 0          |      |      |       |           |
| 0- 0              | 0- 0     | 0- 0      | HOME           | 0- 0       | 0- 0        | 0- 0          |      |      |       |           |
| 0- 0              | 0- 0     | 0- 0      | AWAY           | 0- 0       | 0- 0        | 0- 0          |      |      |       |           |
| 0- 0              | 0- 0     | 0- 0      | NEUTRAL        | 0- 0       | 0- 0        | 0- 0          |      |      |       |           |

| RPI 1-25                  |   |                | RPI 26-50 |     |   | RPI 51-100 |       |     | RPI 101+ |               |       | Team's RPI: 233            |
|---------------------------|---|----------------|-----------|-----|---|------------|-------|-----|----------|---------------|-------|----------------------------|
| RPI                       | S | Opponent       | Score     | RPI | S | Opponent   | Score | RPI | S        | Opponent      | Score |                            |
| 4                         | H | Georgetown     | 53 66     | 39  | A | South Fla. | 41 91 | 81  | H        | UCF           | 52 69 | 105 H Jacksonville 56 71   |
| 18                        | H | Miami (FL)     | 49 69     |     |   |            |       |     |          |               |       | 184 A FGCU 42 89           |
|                           |   |                |           |     |   |            |       |     |          |               |       | 203 H Weber St. 61 64      |
|                           |   |                |           |     |   |            |       |     |          |               |       | 230 H Robert Morris 59 57  |
|                           |   |                |           |     |   |            |       |     |          |               |       | 236 H Texas Southern 62 70 |
| LAST 12 Division I GAMES: |   |                |           |     |   |            |       |     |          |               |       |                            |
| 236                       | H | Texas Southern | 62 70     | 18  | H | Miami (FL) | 49 69 | 105 | H        | Jacksonville  | 56 71 |                            |
| 184                       | A | FGCU           | 42 89     | 39  | A | South Fla. | 41 91 | 230 | H        | Robert Morris | 59 57 |                            |
| 81                        | H | UCF            | 52 69     | 203 | H | Weber St.  | 61 64 | 4   | H        | Georgetown    | 53 66 |                            |

Non-Div I Games:

FIU

## Fairfield

Through Games Of Dec. 23, 2016

|                   |          |           |                |            |             |               |      |      |       |           |
|-------------------|----------|-----------|----------------|------------|-------------|---------------|------|------|-------|-----------|
| Average RPI Win:  | 272      | WON-LOST  | WINNING        | LAST 10    | STRENGTH OF | OPP. STRENGTH | TEAM | ADJ. | CONF. | ADJ CONF. |
| Average RPI Loss: | 158      | RECORD    | PCT. RANK      | GAMES      | SCHEDULE    | OF SCHEDULE   | RPI  | RPI  | RPI   | RPI       |
| DIV. I ONLY       | 4- 7     | 221       | 4- 6           | 289        | 215         | 266           | 266  | 18   | 18    |           |
| DIV. I NON-CONF.  | 3- 6     | 231       | 3- 6           | 278        | 215         | 262           | 262  | 17   | 17    |           |
| TOTALS            | RPI 1-25 | RPI 26-50 | W-L RECORDS    | RPI 51-100 | RPI 101-150 | RPI 150+      |      |      |       |           |
| 4- 7              | 0- 0     | 0- 1      | OVERALL        | 0- 1       | 0- 1        | 4- 4          |      |      |       |           |
| 2- 2              | 0- 0     | 0- 0      | HOME           | 0- 0       | 0- 0        | 2- 2          |      |      |       |           |
| 2- 5              | 0- 0     | 0- 1      | AWAY           | 0- 1       | 0- 1        | 2- 2          |      |      |       |           |
| 0- 0              | 0- 0     | 0- 0      | NEUTRAL        | 0- 0       | 0- 0        | 0- 0          |      |      |       |           |
| 3- 6              | 0- 0     | 0- 1      | NON-CONFERENCE | 0- 1       | 0- 1        | 3- 3          |      |      |       |           |
| 1- 2              | 0- 0     | 0- 0      | HOME           | 0- 0       | 0- 0        | 1- 2          |      |      |       |           |
| 2- 4              | 0- 0     | 0- 1      | AWAY           | 0- 1       | 0- 1        | 2- 1          |      |      |       |           |
| 0- 0              | 0- 0     | 0- 0      | NEUTRAL        | 0- 0       | 0- 0        | 0- 0          |      |      |       |           |
| 1- 1              | 0- 0     | 0- 0      | CONFERENCE     | 0- 0       | 0- 0        | 1- 1          |      |      |       |           |
| 1- 0              | 0- 0     | 0- 0      | HOME           | 0- 0       | 0- 0        | 1- 0          |      |      |       |           |
| 0- 1              | 0- 0     | 0- 0      | AWAY           | 0- 0       | 0- 0        | 0- 1          |      |      |       |           |
| 0- 0              | 0- 0     | 0- 0      | NEUTRAL        | 0- 0       | 0- 0        | 0- 0          |      |      |       |           |

| RPI 1-25                  |   |          |       | RPI 26-50 |   |              |       | RPI 51-100 |   |                 |       | RPI 101+ |   |                 |       | Team's RPI: 266 |  |
|---------------------------|---|----------|-------|-----------|---|--------------|-------|------------|---|-----------------|-------|----------|---|-----------------|-------|-----------------|--|
| RPI                       | S | Opponent | Score | RPI       | S | Opponent     | Score | RPI        | S | Opponent        | Score | RPI      | S | Opponent        | Score |                 |  |
|                           |   |          |       | 48        | A | Harvard      | 44 58 | 56         | A | Temple          | 59 73 | 147      | A | Albany (NY)     | 45 59 |                 |  |
|                           |   |          |       |           |   |              |       |            |   |                 |       | 155      | A | La Salle        | 61 68 |                 |  |
|                           |   |          |       |           |   |              |       |            |   |                 |       | 180      | H | Iona            | 68 59 |                 |  |
|                           |   |          |       |           |   |              |       |            |   |                 |       | 190      | H | Sacred Heart    | 44 56 |                 |  |
|                           |   |          |       |           |   |              |       |            |   |                 |       | 240      | H | Rhode Island    | 65 72 |                 |  |
|                           |   |          |       |           |   |              |       |            |   |                 |       | 250      | H | Loyola Maryland | 58 57 |                 |  |
|                           |   |          |       |           |   |              |       |            |   |                 |       | 273      | A | Siena           | 52 67 |                 |  |
|                           |   |          |       |           |   |              |       |            |   |                 |       | 318      | A | Mt. St. Mary's  | 70 57 |                 |  |
|                           |   |          |       |           |   |              |       |            |   |                 |       | 340      | A | UMass Lowell    | 65 41 |                 |  |
| LAST 12 Division I GAMES: |   |          |       |           |   |              |       |            |   |                 |       |          |   |                 |       |                 |  |
|                           |   |          |       | 56        | A | Temple       | 59 73 | 273        | A | Siena           | 52 67 |          |   |                 |       |                 |  |
|                           |   |          |       | 155       | A | La Salle     | 61 68 | 48         | A | Harvard         | 44 58 |          |   |                 |       |                 |  |
|                           |   |          |       | 147       | A | Albany (NY)  | 45 59 | 240        | H | Rhode Island    | 65 72 |          |   |                 |       |                 |  |
|                           |   |          |       | 180       | H | Iona         | 68 59 | 318        | A | Mt. St. Mary's  | 70 57 |          |   |                 |       |                 |  |
|                           |   |          |       | 190       | H | Sacred Heart | 44 56 | 340        | A | UMass Lowell    | 65 41 |          |   |                 |       |                 |  |
|                           |   |          |       |           |   |              |       | 250        | H | Loyola Maryland | 58 57 |          |   |                 |       |                 |  |

Non-Div I Games:

Fairfield

■ Loss, 
■ Non-Conf, 
■ S Site, 
■ H Home 
■ A Away 
N Neutral

|                       |          |          |           |         |                |               |             |      |          |           |
|-----------------------|----------|----------|-----------|---------|----------------|---------------|-------------|------|----------|-----------|
| Average RPI Win: 286  |          | WON-LOST | WINNING   | LAST 10 | STRENGTH OF    | OPP. STRENGTH | TEAM        | ADJ. | CONF.    | ADJ CONF. |
| Average RPI Loss: 246 |          | RECORD   | PCT. RANK | GAMES   | SCHEDULE       | OF SCHEDULE   | RPI         | RPI  | RPI      | RPI       |
| DIV. I ONLY           |          | 2- 8     | 285       | 2- 7    | 349            | 295           | 348         | 348  | 32       | 32        |
| DIV. I NON-CONF.      |          | 2- 8     | 285       | 2- 8    | 349            | 294           | 348         | 348  | 32       | 32        |
| TOTALS                | RPI 1-25 |          | RPI 26-50 |         | W-L RECORDS    | RPI 51-100    | RPI 101-150 |      | RPI 150+ |           |
| 2- 8                  | 0- 0     |          | 0- 0      |         | OVERALL        | 0- 0          | 0- 1        |      | 2- 7     |           |
| 1- 3                  | 0- 0     |          | 0- 0      |         | HOME           | 0- 0          | 0- 0        |      | 1- 3     |           |
| 1- 5                  | 0- 0     |          | 0- 0      |         | AWAY           | 0- 0          | 0- 1        |      | 1- 4     |           |
| 0- 0                  | 0- 0     |          | 0- 0      |         | NEUTRAL        | 0- 0          | 0- 0        |      | 0- 0     |           |
| 2- 8                  | 0- 0     |          | 0- 0      |         | NON-CONFERENCE | 0- 0          | 0- 1        |      | 2- 7     |           |
| 1- 3                  | 0- 0     |          | 0- 0      |         | HOME           | 0- 0          | 0- 0        |      | 1- 3     |           |
| 1- 5                  | 0- 0     |          | 0- 0      |         | AWAY           | 0- 0          | 0- 1        |      | 1- 4     |           |
| 0- 0                  | 0- 0     |          | 0- 0      |         | NEUTRAL        | 0- 0          | 0- 0        |      | 0- 0     |           |
| 0- 0                  | 0- 0     |          | 0- 0      |         | CONFERENCE     | 0- 0          | 0- 0        |      | 0- 0     |           |
| 0- 0                  | 0- 0     |          | 0- 0      |         | HOME           | 0- 0          | 0- 0        |      | 0- 0     |           |
| 0- 0                  | 0- 0     |          | 0- 0      |         | AWAY           | 0- 0          | 0- 0        |      | 0- 0     |           |
| 0- 0                  | 0- 0     |          | 0- 0      |         | NEUTRAL        | 0- 0          | 0- 0        |      | 0- 0     |           |

| RPI 1-25                  |   |          |       | RPI 26-50 |   |               |       | RPI 51-100 |     |          |                 | RPI 101+ |    |                 |       | Team's RPI: 348 |  |
|---------------------------|---|----------|-------|-----------|---|---------------|-------|------------|-----|----------|-----------------|----------|----|-----------------|-------|-----------------|--|
| RPI                       | S | Opponent | Score | RPI       | S | Opponent      | Score | RPI        | S   | Opponent | Score           | RPI      | S  | Opponent        | Score |                 |  |
|                           |   |          |       |           |   |               |       |            |     |          |                 | 138      | A  | Army West Point | 58    | 86              |  |
|                           |   |          |       |           |   |               |       |            |     |          |                 | 191      | H  | Binghamton      | 69    | 80              |  |
|                           |   |          |       |           |   |               |       |            |     |          |                 | 225      | A  | Monmouth        | 63    | 72              |  |
|                           |   |          |       |           |   |               |       |            |     |          |                 | 238      | H  | Longwood        | 75    | 59              |  |
|                           |   |          |       |           |   |               |       |            |     |          |                 | 251      | A  | Saint Peter's   | 43    | 65              |  |
|                           |   |          |       |           |   |               |       |            |     |          |                 | 262      | A  | New Mexico      | 56    | 83              |  |
|                           |   |          |       |           |   |               |       |            |     |          |                 | 271      | H  | Howard          | 68    | 71              |  |
|                           |   |          |       |           |   |               |       |            |     |          |                 | 293      | H  | Air Force       | 48    | 56              |  |
|                           |   |          |       |           |   |               |       |            |     |          |                 | 334      | A  | NJIT            | 66    | 61              |  |
|                           |   |          |       |           |   |               |       |            |     |          |                 | 340      | A  | UMass Lowell    | 55    | 61              |  |
| LAST 12 Division I GAMES: |   |          |       |           |   |               |       |            |     |          |                 |          |    |                 |       |                 |  |
|                           |   |          |       | 271       | H | Howard        | 68    | 71         | 138 | A        | Army West Point | 58       | 86 |                 |       |                 |  |
|                           |   |          |       | 251       | A | Saint Peter's | 43    | 65         | 293 | H        | Air Force       | 48       | 56 |                 |       |                 |  |
|                           |   |          |       | 225       | A | Monmouth      | 63    | 72         | 334 | A        | NJIT            | 66       | 61 |                 |       |                 |  |
|                           |   |          |       | 340       | A | UMass Lowell  | 55    | 61         | 238 | H        | Longwood        | 75       | 59 |                 |       |                 |  |
|                           |   |          |       | 191       | H | Binghamton    | 69    | 80         | 262 | A        | New Mexico      | 56       | 83 |                 |       |                 |  |

Non-Div I Games: Queens (NY)

54 70

Fairleigh Dickinson

■ Loss, ■ Non-Conf, S Site, H Home A Away N Neutral

Fla. Atlantic

Through Games Of Dec. 23, 2016

|                   |          |           |                |            |             |               |      |      |       |           |
|-------------------|----------|-----------|----------------|------------|-------------|---------------|------|------|-------|-----------|
| Average RPI Win:  | 239      | WON-LOST  | WINNING        | LAST 10    | STRENGTH OF | OPP. STRENGTH | TEAM | ADJ. | CONF. | ADJ CONF. |
| Average RPI Loss: | 159      | RECORD    | PCT. RANK      | GAMES      | SCHEDULE    | OF SCHEDULE   | RPI  | RPI  | RPI   | RPI       |
| DIV. I ONLY       | 3- 7     | 249       | 3- 7           | 131        | 324         | 270           | 270  | 16   | 16    |           |
| DIV. I NON-CONF.  | 3- 7     | 248       | 3- 7           | 131        | 324         | 268           | 268  | 16   | 16    |           |
| TOTALS            | RPI 1-25 | RPI 26-50 | W-L RECORDS    | RPI 51-100 | RPI 101-150 | RPI 150+      |      |      |       |           |
| 3- 7              | 0- 0     | 0- 0      | OVERALL        | 0- 1       | 1- 3        | 2- 3          |      |      |       |           |
| 3- 3              | 0- 0     | 0- 0      | HOME           | 0- 1       | 1- 0        | 2- 2          |      |      |       |           |
| 0- 4              | 0- 0     | 0- 0      | AWAY           | 0- 0       | 0- 3        | 0- 1          |      |      |       |           |
| 0- 0              | 0- 0     | 0- 0      | NEUTRAL        | 0- 0       | 0- 0        | 0- 0          |      |      |       |           |
| 3- 7              | 0- 0     | 0- 0      | NON-CONFERENCE | 0- 1       | 1- 3        | 2- 3          |      |      |       |           |
| 3- 3              | 0- 0     | 0- 0      | HOME           | 0- 1       | 1- 0        | 2- 2          |      |      |       |           |
| 0- 4              | 0- 0     | 0- 0      | AWAY           | 0- 0       | 0- 3        | 0- 1          |      |      |       |           |
| 0- 0              | 0- 0     | 0- 0      | NEUTRAL        | 0- 0       | 0- 0        | 0- 0          |      |      |       |           |
| 0- 0              | 0- 0     | 0- 0      | CONFERENCE     | 0- 0       | 0- 0        | 0- 0          |      |      |       |           |
| 0- 0              | 0- 0     | 0- 0      | HOME           | 0- 0       | 0- 0        | 0- 0          |      |      |       |           |
| 0- 0              | 0- 0     | 0- 0      | AWAY           | 0- 0       | 0- 0        | 0- 0          |      |      |       |           |
| 0- 0              | 0- 0     | 0- 0      | NEUTRAL        | 0- 0       | 0- 0        | 0- 0          |      |      |       |           |

| RPI 1-25                  |   |          |       | RPI 26-50 |   |                  |       | RPI 51-100 |     |          |               | RPI 101+ |     |          |                  | Team's RPI: 270 |    |
|---------------------------|---|----------|-------|-----------|---|------------------|-------|------------|-----|----------|---------------|----------|-----|----------|------------------|-----------------|----|
| RPI                       | S | Opponent | Score | RPI       | S | Opponent         | Score | RPI        | S   | Opponent | Score         | RPI      | S   | Opponent | Score            |                 |    |
|                           |   |          |       |           |   |                  |       | 90         | H   | UMES     | 59            | 76       | 104 | A        | Mercer           | 57              | 74 |
|                           |   |          |       |           |   |                  |       |            |     |          |               |          | 122 | A        | Arizona          | 67              | 77 |
|                           |   |          |       |           |   |                  |       |            |     |          |               |          | 142 | A        | Grand Canyon     | 60              | 81 |
|                           |   |          |       |           |   |                  |       |            |     |          |               |          | 144 | H        | Indiana St.      | 70              | 67 |
|                           |   |          |       |           |   |                  |       |            |     |          |               |          | 184 | H        | FGCU             | 50              | 65 |
|                           |   |          |       |           |   |                  |       |            |     |          |               |          | 217 | A        | North Florida    | 88              | 95 |
|                           |   |          |       |           |   |                  |       |            |     |          |               |          | 243 | H        | Jacksonville St. | 63              | 55 |
|                           |   |          |       |           |   |                  |       |            |     |          |               |          | 252 | H        | Richmond         | 67              | 77 |
|                           |   |          |       |           |   |                  |       |            |     |          |               |          | 330 | H        | Jackson St.      | 67              | 58 |
| LAST 12 Division I GAMES: |   |          |       |           |   |                  |       |            |     |          |               |          |     |          |                  |                 |    |
|                           |   |          |       | 330       | H | Jackson St.      | 67    | 58         | 90  | H        | UMES          | 59       | 76  |          |                  |                 |    |
|                           |   |          |       | 184       | H | FGCU             | 50    | 65         | 217 | A        | North Florida | 88       | 95  |          |                  |                 |    |
|                           |   |          |       | 142       | A | Grand Canyon     | 60    | 81         | 104 | A        | Mercer        | 57       | 74  |          |                  |                 |    |
|                           |   |          |       | 122       | A | Arizona          | 67    | 77         | 144 | H        | Indiana St.   | 70       | 67  |          |                  |                 |    |
|                           |   |          |       | 252       | H | Richmond         | 67    | 77         |     |          |               |          |     |          |                  |                 |    |
|                           |   |          |       | 243       | H | Jacksonville St. | 63    | 55         |     |          |               |          |     |          |                  |                 |    |

Non-Div I Games: Fla. Memorial 84 64

Fla. Atlantic

Loss, Non-Conf, S Site, H Home A Away N Neutral

|                   |             |            |                |            |             |               |           |          |          |           |
|-------------------|-------------|------------|----------------|------------|-------------|---------------|-----------|----------|----------|-----------|
| Average RPI Win:  | <b>193</b>  | WON-LOST   | WINNING        | LAST 10    | STRENGTH OF | OPP. STRENGTH | TEAM      | ADJ.     | CONF.    | ADJ CONF. |
| Average RPI Loss: | <b>38</b>   | RECORD     | PCT. RANK      | GAMES      | SCHEDULE    | OF SCHEDULE   | RPI       | RPI      | RPI      | RPI       |
| DIV. I ONLY       | <b>8- 4</b> | <b>102</b> | <b>6- 4</b>    | <b>113</b> | <b>84</b>   | <b>58</b>     | <b>58</b> | <b>1</b> | <b>1</b> |           |
| DIV. I NON-CONF.  | <b>8- 4</b> | <b>100</b> | <b>8- 4</b>    | <b>113</b> | <b>85</b>   | <b>59</b>     | <b>59</b> | <b>1</b> | <b>1</b> |           |
| TOTALS            | RPI 1-25    | RPI 26-50  | W-L RECORDS    | RPI 51-100 | RPI 101-150 | RPI 150+      |           |          |          |           |
| 8- 4              | 0- 1        | 0- 2       | OVERALL        | 2- 1       | 2- 0        | 4- 0          |           |          |          |           |
| 0- 0              | 0- 0        | 0- 0       | HOME           | 0- 0       | 0- 0        | 0- 0          |           |          |          |           |
| 2- 3              | 0- 1        | 0- 2       | AWAY           | 0- 0       | 1- 0        | 1- 0          |           |          |          |           |
| 6- 1              | 0- 0        | 0- 0       | NEUTRAL        | 2- 1       | 1- 0        | 3- 0          |           |          |          |           |
| 8- 4              | 0- 1        | 0- 2       | NON-CONFERENCE | 2- 1       | 2- 0        | 4- 0          |           |          |          |           |
| 0- 0              | 0- 0        | 0- 0       | HOME           | 0- 0       | 0- 0        | 0- 0          |           |          |          |           |
| 2- 3              | 0- 1        | 0- 2       | AWAY           | 0- 0       | 1- 0        | 1- 0          |           |          |          |           |
| 6- 1              | 0- 0        | 0- 0       | NEUTRAL        | 2- 1       | 1- 0        | 3- 0          |           |          |          |           |
| 0- 0              | 0- 0        | 0- 0       | CONFERENCE     | 0- 0       | 0- 0        | 0- 0          |           |          |          |           |
| 0- 0              | 0- 0        | 0- 0       | HOME           | 0- 0       | 0- 0        | 0- 0          |           |          |          |           |
| 0- 0              | 0- 0        | 0- 0       | AWAY           | 0- 0       | 0- 0        | 0- 0          |           |          |          |           |
| 0- 0              | 0- 0        | 0- 0       | NEUTRAL        | 0- 0       | 0- 0        | 0- 0          |           |          |          |           |

| RPI 1-25                  |   |                |       | RPI 26-50 |   |                |       | RPI 51-100 |   |                |        | Team's RPI: 58 | RPI 101+ |                |              |       |
|---------------------------|---|----------------|-------|-----------|---|----------------|-------|------------|---|----------------|--------|----------------|----------|----------------|--------------|-------|
| RPI                       | S | Opponent       | Score | RPI       | S | Opponent       | Score | RPI        | S | Opponent       | Score  |                | RPI      | S              | Opponent     | Score |
| 6                         | A | Florida St.    | 58 83 | 29        | A | Arizona St.    | 63 69 | 56         | N | Temple         | 83 76  |                | 134      | A              | Chattanooga  | 72 61 |
|                           |   |                |       | 45        | A | Northwestern   | 68 73 | 70         | N | Indiana        | 88 102 |                | 150      | N              | Wofford      | 74 51 |
|                           |   |                |       |           |   |                |       | 89         | N | Long Beach St. | 83 53  |                | 183      | N              | South Ala.   | 85 33 |
|                           |   |                |       |           |   |                |       |            |   |                |        |                | 277      | A              | Arkansas St. | 71 60 |
|                           |   |                |       |           |   |                |       |            |   |                |        |                | 306      | N              | N.C. A&T     | 67 38 |
|                           |   |                |       |           |   |                |       |            |   |                |        |                | 347      | N              | Florida A&M  | 78 65 |
| LAST 12 Division I GAMES: |   |                |       |           |   |                |       |            |   |                |        |                |          |                |              |       |
| 6                         | A | Florida St.    | 58 83 | 347       | N | Florida A&M    | 78 65 | 70         | N | Indiana        | 88 102 | 56             | N        | Temple         | 83 76        |       |
| 29                        | A | Arizona St.    | 63 69 | 306       | N | N.C. A&T       | 67 38 | 134        | A | Chattanooga    | 72 61  | 89             | N        | Long Beach St. | 83 53        |       |
| 89                        | N | Long Beach St. | 83 53 | 150       | N | Wofford        | 74 51 | 183        | N | South Ala.     | 85 33  | 277            | A        | Arkansas St.   | 71 60        |       |
| 45                        | A | Northwestern   | 68 73 | 29        | A | Arizona St.    | 63 69 | 70         | N | Indiana        | 88 102 | 56             | N        | Temple         | 83 76        |       |
| 277                       | A | Arkansas St.   | 71 60 | 89        | N | Long Beach St. | 83 53 | 134        | A | Chattanooga    | 72 61  | 89             | N        | Long Beach St. | 83 53        |       |

F  
l  
o  
r  
i  
d  
aF  
l  
o  
r  
i  
d  
a

Non-Div I Games:

Florida

|                   |          |           |                |            |             |               |      |      |       |           |
|-------------------|----------|-----------|----------------|------------|-------------|---------------|------|------|-------|-----------|
| Average RPI Win:  | 0        | WON-LOST  | WINNING        | LAST 10    | STRENGTH OF | OPP. STRENGTH | TEAM | ADJ. | CONF. | ADJ CONF. |
| Average RPI Loss: | 219      | RECORD    | PCT. RANK      | GAMES      | SCHEDULE    | OF SCHEDULE   | RPI  | RPI  | RPI   | RPI       |
| DIV. I ONLY       | 0- 10    | 335       | 0- 9           | 284        | 336         | 347           | 347  | 31   | 31    |           |
| DIV. I NON-CONF.  | 0- 10    | 335       | 0- 10          | 287        | 336         | 347           | 347  | 31   | 31    |           |
| TOTALS            | RPI 1-25 | RPI 26-50 | W-L RECORDS    | RPI 51-100 | RPI 101-150 | RPI 150+      |      |      |       |           |
| 0- 10             | 0- 0     | 0- 0      | OVERALL        | 0- 1       | 0- 0        | 0- 9          |      |      |       |           |
| 0- 4              | 0- 0     | 0- 0      | HOME           | 0- 0       | 0- 0        | 0- 4          |      |      |       |           |
| 0- 2              | 0- 0     | 0- 0      | AWAY           | 0- 0       | 0- 0        | 0- 2          |      |      |       |           |
| 0- 4              | 0- 0     | 0- 0      | NEUTRAL        | 0- 1       | 0- 0        | 0- 3          |      |      |       |           |
| 0- 10             | 0- 0     | 0- 0      | NON-CONFERENCE | 0- 1       | 0- 0        | 0- 9          |      |      |       |           |
| 0- 4              | 0- 0     | 0- 0      | HOME           | 0- 0       | 0- 0        | 0- 4          |      |      |       |           |
| 0- 2              | 0- 0     | 0- 0      | AWAY           | 0- 0       | 0- 0        | 0- 2          |      |      |       |           |
| 0- 4              | 0- 0     | 0- 0      | NEUTRAL        | 0- 1       | 0- 0        | 0- 3          |      |      |       |           |
| 0- 0              | 0- 0     | 0- 0      | CONFERENCE     | 0- 0       | 0- 0        | 0- 0          |      |      |       |           |
| 0- 0              | 0- 0     | 0- 0      | HOME           | 0- 0       | 0- 0        | 0- 0          |      |      |       |           |
| 0- 0              | 0- 0     | 0- 0      | AWAY           | 0- 0       | 0- 0        | 0- 0          |      |      |       |           |
| 0- 0              | 0- 0     | 0- 0      | NEUTRAL        | 0- 0       | 0- 0        | 0- 0          |      |      |       |           |

| RPI 1-25                  |   |          |       | RPI 26-50 |   |                  |       | RPI 51-100 |     |          |               | RPI 101+ |     |          |                  | Team's RPI: 347 |    |
|---------------------------|---|----------|-------|-----------|---|------------------|-------|------------|-----|----------|---------------|----------|-----|----------|------------------|-----------------|----|
| RPI                       | S | Opponent | Score | RPI       | S | Opponent         | Score | RPI        | S   | Opponent | Score         | RPI      | S   | Opponent | Score            |                 |    |
|                           |   |          |       |           |   |                  |       | 58         | N   | Florida  | 65            | 78       | 168 | H        | Omaha            | 50              | 70 |
|                           |   |          |       |           |   |                  |       |            |     |          |               |          | 196 | A        | Marshall         | 67              | 77 |
|                           |   |          |       |           |   |                  |       |            |     |          |               |          | 198 | H        | Morehead St.     | 48              | 53 |
|                           |   |          |       |           |   |                  |       |            |     |          |               |          | 217 | A        | North Florida    | 60              | 71 |
|                           |   |          |       |           |   |                  |       |            |     |          |               |          | 241 | N        | Stony Brook      | 49              | 80 |
|                           |   |          |       |           |   |                  |       |            |     |          |               |          | 243 | N        | Jacksonville St. | 54              | 66 |
|                           |   |          |       |           |   |                  |       |            |     |          |               |          | 252 | N        | Richmond         | 51              | 64 |
|                           |   |          |       |           |   |                  |       |            |     |          |               |          | 301 | H        | Western Caro.    | 61              | 62 |
|                           |   |          |       |           |   |                  |       |            |     |          |               |          | 314 | H        | Eastern Ill.     | 50              | 66 |
|                           |   |          |       |           |   |                  |       |            |     |          |               |          |     |          |                  |                 |    |
| LAST 12 Division I GAMES: |   |          |       |           |   |                  |       |            |     |          |               |          |     |          |                  |                 |    |
|                           |   |          |       | 198       | H | Morehead St.     | 48    | 53         | 58  | N        | Florida       | 65       | 78  |          |                  |                 |    |
|                           |   |          |       | 301       | H | Western Caro.    | 61    | 62         | 241 | N        | Stony Brook   | 49       | 80  |          |                  |                 |    |
|                           |   |          |       | 243       | N | Jacksonville St. | 54    | 66         | 168 | H        | Omaha         | 50       | 70  |          |                  |                 |    |
|                           |   |          |       | 252       | N | Richmond         | 51    | 64         | 217 | A        | North Florida | 60       | 71  |          |                  |                 |    |
|                           |   |          |       | 314       | H | Eastern Ill.     | 50    | 66         |     |          |               |          |     |          |                  |                 |    |
|                           |   |          |       | 196       | A | Marshall         | 67    | 77         |     |          |               |          |     |          |                  |                 |    |

Non-Div I Games: Thomas (GA) 74 65

Florida A&amp;M



|                   |          |           |                |            |             |               |      |      |       |           |
|-------------------|----------|-----------|----------------|------------|-------------|---------------|------|------|-------|-----------|
| Average RPI Win:  | 143      | WON-LOST  | WINNING        | LAST 10    | STRENGTH OF | OPP. STRENGTH | TEAM | ADJ. | CONF. | ADJ CONF. |
| Average RPI Loss: | 1        | RECORD    | PCT. RANK      | GAMES      | SCHEDULE    | OF SCHEDULE   | RPI  | RPI  | RPI   | RPI       |
| DIV. I ONLY       | 12- 1    | 9         | 10- 0          | 19         | 102         | 6             | 6    | 3    | 3     |           |
| DIV. I NON-CONF.  | 12- 1    | 9         | 11- 1          | 19         | 104         | 6             | 6    | 3    | 3     |           |
| TOTALS            | RPI 1-25 | RPI 26-50 | W-L RECORDS    | RPI 51-100 | RPI 101-150 | RPI 150+      |      |      |       |           |
| 12- 1             | 2- 1     | 0- 0      | OVERALL        | 2- 0       | 4- 0        | 4- 0          |      |      |       |           |
| 6- 1              | 0- 1     | 0- 0      | HOME           | 1- 0       | 2- 0        | 3- 0          |      |      |       |           |
| 3- 0              | 1- 0     | 0- 0      | AWAY           | 0- 0       | 2- 0        | 0- 0          |      |      |       |           |
| 3- 0              | 1- 0     | 0- 0      | NEUTRAL        | 1- 0       | 0- 0        | 1- 0          |      |      |       |           |
| 12- 1             | 2- 1     | 0- 0      | NON-CONFERENCE | 2- 0       | 4- 0        | 4- 0          |      |      |       |           |
| 6- 1              | 0- 1     | 0- 0      | HOME           | 1- 0       | 2- 0        | 3- 0          |      |      |       |           |
| 3- 0              | 1- 0     | 0- 0      | AWAY           | 0- 0       | 2- 0        | 0- 0          |      |      |       |           |
| 3- 0              | 1- 0     | 0- 0      | NEUTRAL        | 1- 0       | 0- 0        | 1- 0          |      |      |       |           |
| 0- 0              | 0- 0     | 0- 0      | CONFERENCE     | 0- 0       | 0- 0        | 0- 0          |      |      |       |           |
| 0- 0              | 0- 0     | 0- 0      | HOME           | 0- 0       | 0- 0        | 0- 0          |      |      |       |           |
| 0- 0              | 0- 0     | 0- 0      | AWAY           | 0- 0       | 0- 0        | 0- 0          |      |      |       |           |
| 0- 0              | 0- 0     | 0- 0      | NEUTRAL        | 0- 0       | 0- 0        | 0- 0          |      |      |       |           |

| RPI 1-25                  |   |               |       | Team's RPI: 6 |   |               |       | RPI 26-50 |   |          |       | RPI 51-100 |   |          |       | RPI 101+ |   |                  |       |
|---------------------------|---|---------------|-------|---------------|---|---------------|-------|-----------|---|----------|-------|------------|---|----------|-------|----------|---|------------------|-------|
| RPI                       | S | Opponent      | Score | RPI           | S | Opponent      | Score | RPI       | S | Opponent | Score | RPI        | S | Opponent | Score | RPI      | S | Opponent         | Score |
| 1                         | H | UConn         | 76 78 |               |   |               |       |           |   |          |       | 58         | H | Florida  | 83 58 | 104      | A | Mercer           | 83 40 |
| 15                        | A | Minnesota     | 75 61 |               |   |               |       |           |   |          |       | 68         | N | Gonzaga  | 87 69 | 105      | H | Jacksonville     | 90 47 |
| 25                        | N | Michigan      | 76 62 |               |   |               |       |           |   |          |       |            |   |          |       | 123      | H | James Madison    | 84 64 |
|                           |   |               |       |               |   |               |       |           |   |          |       |            |   |          |       | 140      | A | UAB              | 93 47 |
|                           |   |               |       |               |   |               |       |           |   |          |       |            |   |          |       | 217      | H | North Florida    | 95 39 |
|                           |   |               |       |               |   |               |       |           |   |          |       |            |   |          |       | 243      | H | Jacksonville St. | 73 62 |
|                           |   |               |       |               |   |               |       |           |   |          |       |            |   |          |       | 301      | H | Western Caro.    | 90 41 |
|                           |   |               |       |               |   |               |       |           |   |          |       |            |   |          |       | 311      | N | Winthrop         | 98 35 |
| LAST 12 Division I GAMES: |   |               |       |               |   |               |       |           |   |          |       |            |   |          |       |          |   |                  |       |
| 15                        | A | Minnesota     | 75 61 | 104           | A | Mercer        | 83 40 |           |   |          |       |            |   |          |       |          |   |                  |       |
| 25                        | N | Michigan      | 76 62 | 217           | H | North Florida | 95 39 |           |   |          |       |            |   |          |       |          |   |                  |       |
| 68                        | N | Gonzaga       | 87 69 | 140           | A | UAB           | 93 47 |           |   |          |       |            |   |          |       |          |   |                  |       |
| 311                       | N | Winthrop      | 98 35 | 58            | H | Florida       | 83 58 |           |   |          |       |            |   |          |       |          |   |                  |       |
| 123                       | H | James Madison | 84 64 | 301           | H | Western Caro. | 90 41 |           |   |          |       |            |   |          |       |          |   |                  |       |
| 105                       | H | Jacksonville  | 90 47 | 1             | H | UConn         | 76 78 |           |   |          |       |            |   |          |       |          |   |                  |       |

Non-Div I Games:

Florida St.

|                             |             |            |                |             |               |            |            |           |           |
|-----------------------------|-------------|------------|----------------|-------------|---------------|------------|------------|-----------|-----------|
| Average RPI Win: <b>160</b> | WON-LOST    | WINNING    | LAST 10        | STRENGTH OF | OPP. STRENGTH | TEAM       | ADJ.       | CONF.     | ADJ CONF. |
| Average RPI Loss: <b>73</b> | RECORD      | PCT. RANK  | GAMES          | SCHEDULE    | OF SCHEDULE   | RPI        | RPI        | RPI       | RPI       |
| DIV. I ONLY                 | <b>9- 4</b> | <b>96</b>  | <b>7- 3</b>    | <b>156</b>  | <b>7</b>      | <b>97</b>  | <b>97</b>  | <b>11</b> | <b>11</b> |
| DIV. I NON-CONF.            | <b>8- 4</b> | <b>100</b> | <b>7- 4</b>    | <b>156</b>  | <b>12</b>     | <b>113</b> | <b>113</b> | <b>11</b> | <b>11</b> |
| TOTALS                      | RPI 1-25    | RPI 26-50  | W-L RECORDS    | RPI 51-100  | RPI 101-150   | RPI 150+   |            |           |           |
| 9- 4                        | 0- 1        | 0- 1       | OVERALL        | 3- 1        | 1- 0          | 5- 1       |            |           |           |
| 8- 1                        | 0- 0        | 0- 0       | HOME           | 3- 1        | 1- 0          | 4- 0       |            |           |           |
| 0- 2                        | 0- 1        | 0- 0       | AWAY           | 0- 0        | 0- 0          | 0- 0       |            |           |           |
| 1- 1                        | 0- 0        | 0- 1       | NEUTRAL        | 0- 0        | 0- 0          | 1- 0       |            |           |           |
| 8- 4                        | 0- 1        | 0- 1       | NON-CONFERENCE | 2- 1        | 1- 0          | 5- 1       |            |           |           |
| 7- 1                        | 0- 0        | 0- 0       | HOME           | 2- 1        | 1- 0          | 4- 0       |            |           |           |
| 0- 2                        | 0- 1        | 0- 0       | AWAY           | 0- 0        | 0- 0          | 0- 1       |            |           |           |
| 1- 1                        | 0- 0        | 0- 1       | NEUTRAL        | 0- 0        | 0- 0          | 1- 0       |            |           |           |
| 1- 0                        | 0- 0        | 0- 0       | CONFERENCE     | 1- 0        | 0- 0          | 0- 0       |            |           |           |
| 1- 0                        | 0- 0        | 0- 0       | HOME           | 1- 0        | 0- 0          | 0- 0       |            |           |           |
| 0- 0                        | 0- 0        | 0- 0       | AWAY           | 0- 0        | 0- 0          | 0- 0       |            |           |           |
| 0- 0                        | 0- 0        | 0- 0       | NEUTRAL        | 0- 0        | 0- 0          | 0- 0       |            |           |           |

| RPI 1-25                  |   |            |       | RPI 26-50 |   |                |       | RPI 51-100 |   |                 |       | Team's RPI: 97 | RPI 101+ |                 |                |       |
|---------------------------|---|------------|-------|-----------|---|----------------|-------|------------|---|-----------------|-------|----------------|----------|-----------------|----------------|-------|
| RPI                       | S | Opponent   | Score | RPI       | S | Opponent       | Score | RPI        | S | Opponent        | Score |                | RPI      | S               | Opponent       | Score |
| 2                         | A | Notre Dame | 36 67 | 34        | N | Texas Tech     | 50 59 | 61         | H | Little Rock     | 65 43 |                | 147      | H               | Albany (NY)    | 89 82 |
|                           |   |            |       |           |   |                |       | 65         | H | Duquesne        | 64 51 |                | 163      | H               | Boston College | 56 49 |
|                           |   |            |       |           |   |                |       | 75         | H | St. John's (NY) | 45 59 |                | 171      | H               | Manhattan      | 63 60 |
|                           |   |            |       |           |   |                |       | 84         | H | Niagara         | 92 69 |                | 180      | A               | Iona           | 46 55 |
|                           |   |            |       |           |   |                |       |            |   |                 |       |                | 216      | H               | Princeton      | 57 55 |
|                           |   |            |       |           |   |                |       |            |   |                 |       |                | 220      | N               | Grambling      | 59 53 |
|                           |   |            |       |           |   |                |       |            |   |                 |       |                | 312      | H               | Furman         | 60 47 |
| LAST 12 Division I GAMES: |   |            |       |           |   |                |       |            |   |                 |       |                |          |                 |                |       |
|                           |   |            |       | 163       | H | Boston College | 56 49 |            |   |                 |       | 84             | H        | Niagara         | 92 69          |       |
|                           |   |            |       | 65        | H | Duquesne       | 64 51 |            |   |                 |       | 171            | H        | Manhattan       | 63 60          |       |
|                           |   |            |       | 220       | N | Grambling      | 59 53 |            |   |                 |       | 75             | H        | St. John's (NY) | 45 59          |       |
|                           |   |            |       | 34        | N | Texas Tech     | 50 59 |            |   |                 |       | 216            | H        | Princeton       | 57 55          |       |
|                           |   |            |       | 147       | H | Albany (NY)    | 89 82 |            |   |                 |       | 180            | A        | Iona            | 46 55          |       |
|                           |   |            |       | 61        | H | Little Rock    | 65 43 |            |   |                 |       | 2              | A        | Notre Dame      | 36 67          |       |

Non-Div I Games:

Fordham

## Fort Wayne

Through Games Of Dec. 23, 2016

|                   |          |           |                |            |             |               |      |      |       |           |
|-------------------|----------|-----------|----------------|------------|-------------|---------------|------|------|-------|-----------|
| Average RPI Win:  | 315      | WON-LOST  | WINNING        | LAST 10    | STRENGTH OF | OPP. STRENGTH | TEAM | ADJ. | CONF. | ADJ CONF. |
| Average RPI Loss: | 204      | RECORD    | PCT. RANK      | GAMES      | SCHEDULE    | OF SCHEDULE   | RPI  | RPI  | RPI   | RPI       |
| DIV. I ONLY       | 2- 9     | 293       | 2- 8           | 306        | 291         | 331           | 331  | 12   | 12    |           |
| DIV. I NON-CONF.  | 2- 9     | 292       | 2- 8           | 306        | 290         | 331           | 331  | 12   | 12    |           |
| TOTALS            | RPI 1-25 | RPI 26-50 | W-L RECORDS    | RPI 51-100 | RPI 101-150 | RPI 150+      |      |      |       |           |
| 2- 9              | 0- 0     | 0- 0      | OVERALL        | 0- 1       | 0- 0        | 2- 8          |      |      |       |           |
| 0- 3              | 0- 0     | 0- 0      | HOME           | 0- 1       | 0- 0        | 0- 2          |      |      |       |           |
| 1- 5              | 0- 0     | 0- 0      | AWAY           | 0- 0       | 0- 0        | 1- 5          |      |      |       |           |
| 1- 1              | 0- 0     | 0- 0      | NEUTRAL        | 0- 0       | 0- 0        | 1- 1          |      |      |       |           |
| 2- 9              | 0- 0     | 0- 0      | NON-CONFERENCE | 0- 1       | 0- 0        | 2- 8          |      |      |       |           |
| 0- 3              | 0- 0     | 0- 0      | HOME           | 0- 1       | 0- 0        | 0- 2          |      |      |       |           |
| 1- 5              | 0- 0     | 0- 0      | AWAY           | 0- 0       | 0- 0        | 1- 5          |      |      |       |           |
| 1- 1              | 0- 0     | 0- 0      | NEUTRAL        | 0- 0       | 0- 0        | 1- 1          |      |      |       |           |
| 0- 0              | 0- 0     | 0- 0      | CONFERENCE     | 0- 0       | 0- 0        | 0- 0          |      |      |       |           |
| 0- 0              | 0- 0     | 0- 0      | HOME           | 0- 0       | 0- 0        | 0- 0          |      |      |       |           |
| 0- 0              | 0- 0     | 0- 0      | AWAY           | 0- 0       | 0- 0        | 0- 0          |      |      |       |           |
| 0- 0              | 0- 0     | 0- 0      | NEUTRAL        | 0- 0       | 0- 0        | 0- 0          |      |      |       |           |

| RPI 1-25                  |   |               |       | RPI 26-50 |     |          |               | RPI 51-100 |    |          |       | RPI 101+ |     |               |               | Team's RPI: 331 |    |
|---------------------------|---|---------------|-------|-----------|-----|----------|---------------|------------|----|----------|-------|----------|-----|---------------|---------------|-----------------|----|
| RPI                       | S | Opponent      | Score | RPI       | S   | Opponent | Score         | RPI        | S  | Opponent | Score | RPI      | S   | Opponent      | Score         |                 |    |
|                           |   |               |       |           |     |          |               | 86         | H  | Belmont  | 59    | 85       | 182 | A             | Western Mich. | 35              | 61 |
|                           |   |               |       |           |     |          |               |            |    |          |       | 195      | A   | Kent St.      | 55            | 66              |    |
|                           |   |               |       |           |     |          |               |            |    |          |       | 205      | H   | Oakland       | 61            | 82              |    |
|                           |   |               |       |           |     |          |               |            |    |          |       | 222      | A   | Illinois      | 33            | 56              |    |
|                           |   |               |       |           |     |          |               |            |    |          |       | 224      | A   | Butler        | 64            | 70              |    |
|                           |   |               |       |           |     |          |               |            |    |          |       | 228      | A   | Wright St.    | 51            | 62              |    |
|                           |   |               |       |           |     |          |               |            |    |          |       | 234      | N   | Miami (OH)    | 47            | 69              |    |
|                           |   |               |       |           |     |          |               |            |    |          |       | 260      | H   | Coastal Caro. | 57            | 72              |    |
|                           |   |               |       |           |     |          |               |            |    |          |       | 292      | A   | Ill.-Chicago  | 61            | 55              |    |
|                           |   |               |       |           |     |          |               |            |    |          |       | 338      | N   | Eastern Ky.   | 68            | 59              |    |
| LAST 12 Division I GAMES: |   |               |       |           |     |          |               |            |    |          |       |          |     |               |               |                 |    |
| 222                       | A | Illinois      | 33    | 56        | 338 | N        | Eastern Ky.   | 68         | 59 |          |       |          |     |               |               |                 |    |
| 195                       | A | Kent St.      | 55    | 66        | 228 | A        | Wright St.    | 51         | 62 |          |       |          |     |               |               |                 |    |
| 260                       | H | Coastal Caro. | 57    | 72        | 234 | N        | Miami (OH)    | 47         | 69 |          |       |          |     |               |               |                 |    |
| 205                       | H | Oakland       | 61    | 82        | 292 | A        | Ill.-Chicago  | 61         | 55 |          |       |          |     |               |               |                 |    |
| 224                       | A | Butler        | 64    | 70        | 182 | A        | Western Mich. | 35         | 61 |          |       |          |     |               |               |                 |    |
| 86                        | H | Belmont       | 59    | 85        |     |          |               |            |    |          |       |          |     |               |               |                 |    |

Non-Div I Games: Defiance 76 58 Trine 71 80

Fort Wayne

Loss, Non-Conf, S Site, H Home A Away N Neutral

|                   |          |           |                |            |             |               |      |      |       |           |
|-------------------|----------|-----------|----------------|------------|-------------|---------------|------|------|-------|-----------|
| Average RPI Win:  | 202      | WON-LOST  | WINNING        | LAST 10    | STRENGTH OF | OPP. STRENGTH | TEAM | ADJ. | CONF. | ADJ CONF. |
| Average RPI Loss: | 106      | RECORD    | PCT. RANK      | GAMES      | SCHEDULE    | OF SCHEDULE   | RPI  | RPI  | RPI   | RPI       |
| DIV. I ONLY       | 5- 4     | 142       | 5- 4           | 123        | 186         | 131           | 131  | 14   | 14    |           |
| DIV. I NON-CONF.  | 5- 4     | 141       | 5- 4           | 123        | 185         | 132           | 132  | 14   | 14    |           |
| TOTALS            | RPI 1-25 | RPI 26-50 | W-L RECORDS    | RPI 51-100 | RPI 101-150 | RPI 150+      |      |      |       |           |
| 5- 4              | 0- 2     | 0- 0      | OVERALL        | 1- 0       | 0- 1        | 4- 1          |      |      |       |           |
| 1- 3              | 0- 1     | 0- 0      | HOME           | 0- 0       | 0- 1        | 1- 1          |      |      |       |           |
| 2- 1              | 0- 1     | 0- 0      | AWAY           | 0- 0       | 0- 0        | 2- 0          |      |      |       |           |
| 2- 0              | 0- 0     | 0- 0      | NEUTRAL        | 1- 0       | 0- 0        | 1- 0          |      |      |       |           |
| 5- 4              | 0- 2     | 0- 0      | NON-CONFERENCE | 1- 0       | 0- 1        | 4- 1          |      |      |       |           |
| 1- 3              | 0- 1     | 0- 0      | HOME           | 0- 0       | 0- 1        | 1- 1          |      |      |       |           |
| 2- 1              | 0- 1     | 0- 0      | AWAY           | 0- 0       | 0- 0        | 2- 0          |      |      |       |           |
| 2- 0              | 0- 0     | 0- 0      | NEUTRAL        | 1- 0       | 0- 0        | 1- 0          |      |      |       |           |
| 0- 0              | 0- 0     | 0- 0      | CONFERENCE     | 0- 0       | 0- 0        | 0- 0          |      |      |       |           |
| 0- 0              | 0- 0     | 0- 0      | HOME           | 0- 0       | 0- 0        | 0- 0          |      |      |       |           |
| 0- 0              | 0- 0     | 0- 0      | AWAY           | 0- 0       | 0- 0        | 0- 0          |      |      |       |           |
| 0- 0              | 0- 0     | 0- 0      | NEUTRAL        | 0- 0       | 0- 0        | 0- 0          |      |      |       |           |

| RPI 1-25                  |   |            |       | RPI 26-50 |   |           |       | RPI 51-100 |   |            |       | RPI 101+ Team's RPI: 131 |   |                  |       |
|---------------------------|---|------------|-------|-----------|---|-----------|-------|------------|---|------------|-------|--------------------------|---|------------------|-------|
| RPI                       | S | Opponent   | Score | RPI       | S | Opponent  | Score | RPI        | S | Opponent   | Score | RPI                      | S | Opponent         | Score |
| 12                        | A | Washington | 54 85 |           |   |           |       | 86         | N | Belmont    | 62 53 | 128                      | H | CSUN             | 57 61 |
| 14                        | H | Utah       | 55 65 |           |   |           |       |            |   |            |       | 177                      | H | San Francisco    | 61 48 |
|                           |   |            |       |           |   |           |       |            |   |            |       | 203                      | A | Weber St.        | 60 57 |
|                           |   |            |       |           |   |           |       |            |   |            |       | 232                      | A | Pacific          | 74 67 |
|                           |   |            |       |           |   |           |       |            |   |            |       | 269                      | H | UC Santa Barbara | 49 50 |
|                           |   |            |       |           |   |           |       |            |   |            |       | 310                      | N | UC Irvine        | 63 45 |
| LAST 12 Division I GAMES: |   |            |       |           |   |           |       |            |   |            |       |                          |   |                  |       |
| 86                        | N | Belmont    | 62 53 | 203       | A | Weber St. | 60 57 | 128        | H | CSUN       | 57 61 | 269                      | H | UC Santa Barbara | 49 50 |
| 14                        | H | Utah       | 55 65 | 232       | A | Pacific   | 74 67 | 12         | A | Washington | 54 85 | 177                      | H | San Francisco    | 61 48 |
|                           |   |            |       |           |   |           |       | 310        | N | UC Irvine  | 63 45 |                          |   |                  |       |

Non-Div I Games: Biola 71 50 Cal St. Dom. Hills 73 60

Fresno St.

|                   |          |           |                |            |             |               |      |      |       |           |
|-------------------|----------|-----------|----------------|------------|-------------|---------------|------|------|-------|-----------|
| Average RPI Win:  | 236      | WON-LOST  | WINNING        | LAST 10    | STRENGTH OF | OPP. STRENGTH | TEAM | ADJ. | CONF. | ADJ CONF. |
| Average RPI Loss: | 164      | RECORD    | PCT. RANK      | GAMES      | SCHEDULE    | OF SCHEDULE   | RPI  | RPI  | RPI   | RPI       |
| DIV. I ONLY       | 2- 9     | 293       | 0- 1           | 222        | 204         | 312           | 312  | 22   | 22    |           |
| DIV. I NON-CONF.  | 2- 9     | 292       | 0- 1           | 223        | 203         | 312           | 312  | 22   | 22    |           |
| TOTALS            | RPI 1-25 | RPI 26-50 | W-L RECORDS    | RPI 51-100 | RPI 101-150 | RPI 150+      |      |      |       |           |
| 2- 9              | 0- 0     | 0- 0      | OVERALL        | 0- 3       | 0- 1        | 2- 5          |      |      |       |           |
| 2- 2              | 0- 0     | 0- 0      | HOME           | 0- 0       | 0- 0        | 2- 2          |      |      |       |           |
| 0- 6              | 0- 0     | 0- 0      | AWAY           | 0- 0       | 0- 0        | 0- 1          |      |      |       |           |
| 0- 1              | 0- 0     | 0- 0      | NEUTRAL        | 0- 0       | 0- 1        | 0- 0          |      |      |       |           |
| 2- 9              | 0- 0     | 0- 0      | NON-CONFERENCE | 0- 3       | 0- 1        | 2- 5          |      |      |       |           |
| 2- 2              | 0- 0     | 0- 0      | HOME           | 0- 0       | 0- 0        | 2- 2          |      |      |       |           |
| 0- 6              | 0- 0     | 0- 0      | AWAY           | 0- 3       | 0- 0        | 0- 3          |      |      |       |           |
| 0- 1              | 0- 0     | 0- 0      | NEUTRAL        | 0- 0       | 0- 1        | 0- 0          |      |      |       |           |
| 0- 0              | 0- 0     | 0- 0      | CONFERENCE     | 0- 0       | 0- 0        | 0- 0          |      |      |       |           |
| 0- 0              | 0- 0     | 0- 0      | HOME           | 0- 0       | 0- 0        | 0- 0          |      |      |       |           |
| 0- 0              | 0- 0     | 0- 0      | AWAY           | 0- 0       | 0- 0        | 0- 0          |      |      |       |           |
| 0- 0              | 0- 0     | 0- 0      | NEUTRAL        | 0- 0       | 0- 0        | 0- 0          |      |      |       |           |

| RPI S                     | Opponent        | Score | RPI S | Opponent        | Score | RPI S | Opponent      | Score | RPI S | Opponent        | Score | Team's RPI: 312 |
|---------------------------|-----------------|-------|-------|-----------------|-------|-------|---------------|-------|-------|-----------------|-------|-----------------|
|                           |                 |       |       |                 |       | 63    | A Wake Forest | 52 59 | 137   | N Eastern Wash. | 56 68 |                 |
|                           |                 |       |       |                 |       | 97    | A Fordham     | 47 60 | 167   | H VCU           | 61 75 |                 |
|                           |                 |       |       |                 |       | 99    | A Georgia     | 62 67 | 174   | H UNC Asheville | 63 51 |                 |
|                           |                 |       |       |                 |       |       |               |       | 178   | A Central Mich. | 71 81 |                 |
|                           |                 |       |       |                 |       |       |               |       | 204   | A UNCW          | 52 56 |                 |
|                           |                 |       |       |                 |       |       |               |       | 252   | H Richmond      | 48 54 |                 |
|                           |                 |       |       |                 |       |       |               |       | 280   | A Davidson      | 61 71 |                 |
|                           |                 |       |       |                 |       |       |               |       | 298   | H USC Upstate   | 57 37 |                 |
| LAST 12 Division I GAMES: |                 |       |       |                 |       |       |               |       |       |                 |       |                 |
| 178                       | A Central Mich. | 71 81 | 204   | A UNCW          | 52 56 |       |               |       |       |                 |       |                 |
| 252                       | H Richmond      | 48 54 | 167   | H VCU           | 61 75 |       |               |       |       |                 |       |                 |
| 280                       | A Davidson      | 61 71 | 99    | A Georgia       | 62 67 |       |               |       |       |                 |       |                 |
| 137                       | N Eastern Wash. | 56 68 | 174   | H UNC Asheville | 63 51 |       |               |       |       |                 |       |                 |
| 97                        | A Fordham       | 47 60 | 298   | H USC Upstate   | 57 37 |       |               |       |       |                 |       |                 |
|                           |                 |       | 63    | A Wake Forest   | 52 59 |       |               |       |       |                 |       |                 |

Non-Div I Games: Mars Hill 81 46 Newberry 67 41

Furman

|                   |          |           |                |            |             |               |      |      |       |           |
|-------------------|----------|-----------|----------------|------------|-------------|---------------|------|------|-------|-----------|
| Average RPI Win:  | 312      | WON-LOST  | WINNING        | LAST 10    | STRENGTH OF | OPP. STRENGTH | TEAM | ADJ. | CONF. | ADJ CONF. |
| Average RPI Loss: | 136      | RECORD    | PCT. RANK      | GAMES      | SCHEDULE    | OF SCHEDULE   | RPI  | RPI  | RPI   | RPI       |
| DIV. I ONLY       | 3- 7     | 249       | 2- 7           | 157        | 308         | 244           | 244  | 19   | 19    |           |
| DIV. I NON-CONF.  | 3- 7     | 248       | 3- 7           | 157        | 308         | 245           | 245  | 19   | 19    |           |
| TOTALS            | RPI 1-25 | RPI 26-50 | W-L RECORDS    | RPI 51-100 | RPI 101-150 | RPI 150+      |      |      |       |           |
| 3- 7              | 0- 0     | 0- 0      | OVERALL        | 0- 3       | 0- 2        | 3- 2          |      |      |       |           |
| 2- 2              | 0- 0     | 0- 0      | HOME           | 0- 1       | 0- 1        | 2- 0          |      |      |       |           |
| 1- 5              | 0- 0     | 0- 0      | AWAY           | 0- 2       | 0- 1        | 1- 2          |      |      |       |           |
| 0- 0              | 0- 0     | 0- 0      | NEUTRAL        | 0- 0       | 0- 0        | 0- 0          |      |      |       |           |
| 3- 7              | 0- 0     | 0- 0      | NON-CONFERENCE | 0- 3       | 0- 2        | 3- 2          |      |      |       |           |
| 2- 2              | 0- 0     | 0- 0      | HOME           | 0- 1       | 0- 1        | 2- 0          |      |      |       |           |
| 1- 5              | 0- 0     | 0- 0      | AWAY           | 0- 2       | 0- 1        | 1- 2          |      |      |       |           |
| 0- 0              | 0- 0     | 0- 0      | NEUTRAL        | 0- 0       | 0- 0        | 0- 0          |      |      |       |           |
| 0- 0              | 0- 0     | 0- 0      | CONFERENCE     | 0- 0       | 0- 0        | 0- 0          |      |      |       |           |
| 0- 0              | 0- 0     | 0- 0      | HOME           | 0- 0       | 0- 0        | 0- 0          |      |      |       |           |
| 0- 0              | 0- 0     | 0- 0      | AWAY           | 0- 0       | 0- 0        | 0- 0          |      |      |       |           |
| 0- 0              | 0- 0     | 0- 0      | NEUTRAL        | 0- 0       | 0- 0        | 0- 0          |      |      |       |           |

| RPI 1-25                  |   |          |       | RPI 26-50 |   |                    |       | RPI 51-100 |   |          |       | RPI 101+ |     |          |                    | Team's RPI: 244 |    |
|---------------------------|---|----------|-------|-----------|---|--------------------|-------|------------|---|----------|-------|----------|-----|----------|--------------------|-----------------|----|
| RPI                       | S | Opponent | Score | RPI       | S | Opponent           | Score | RPI        | S | Opponent | Score | RPI      | S   | Opponent | Score              |                 |    |
|                           |   |          |       |           |   |                    |       | 81         | H | UCF      | 54    | 74       | 104 | H        | Mercer             | 56              | 77 |
|                           |   |          |       |           |   |                    |       | 82         | A | Clemson  | 47    | 58       | 118 | A        | Alabama            | 48              | 66 |
|                           |   |          |       |           |   |                    |       | 88         | A | IUPUI    | 57    | 83       | 239 | A        | Charleston So.     | 54              | 55 |
|                           |   |          |       |           |   |                    |       |            |   |          |       |          | 243 | A        | Jacksonville St.   | 55              | 67 |
|                           |   |          |       |           |   |                    |       |            |   |          |       |          | 296 | A        | Savannah St.       | 50              | 45 |
|                           |   |          |       |           |   |                    |       |            |   |          |       |          | 306 | H        | N.C. A&T           | 65              | 50 |
|                           |   |          |       |           |   |                    |       |            |   |          |       |          | 333 | H        | South Carolina St. | 74              | 58 |
| LAST 12 Division I GAMES: |   |          |       |           |   |                    |       |            |   |          |       |          |     |          |                    |                 |    |
|                           |   |          |       | 333       | H | South Carolina St. | 74    | 58         |   |          |       |          | 104 | H        | Mercer             | 56              | 77 |
|                           |   |          |       | 81        | H | UCF                | 54    | 74         |   |          |       |          | 88  | A        | IUPUI              | 57              | 83 |
|                           |   |          |       | 239       | A | Charleston So.     | 54    | 55         |   |          |       |          | 118 | A        | Alabama            | 48              | 66 |
|                           |   |          |       | 296       | A | Savannah St.       | 50    | 45         |   |          |       |          | 243 | A        | Jacksonville St.   | 55              | 67 |
|                           |   |          |       |           |   |                    |       |            |   |          |       |          | 82  | A        | Clemson            | 47              | 58 |
|                           |   |          |       |           |   |                    |       |            |   |          |       |          | 306 | H        | N.C. A&T           | 65              | 50 |

Non-Div I Games: Thomas (GA) 106 43

Ga. Southern

Loss, 
Non-Conf, S Site, 
H Home
A Away 
N Neutral

|                   |          |           |                |            |             |               |      |      |       |           |
|-------------------|----------|-----------|----------------|------------|-------------|---------------|------|------|-------|-----------|
| Average RPI Win:  | 300      | WON-LOST  | WINNING        | LAST 10    | STRENGTH OF | OPP. STRENGTH | TEAM | ADJ. | CONF. | ADJ CONF. |
| Average RPI Loss: | 116      | RECORD    | PCT. RANK      | GAMES      | SCHEDULE    | OF SCHEDULE   | RPI  | RPI  | RPI   | RPI       |
| DIV. I ONLY       | 2- 5     | 257       | 0- 1           | 96         | 289         | 170           | 170  | 25   | 25    |           |
| DIV. I NON-CONF.  | 2- 5     | 257       | 0- 1           | 97         | 287         | 171           | 171  | 25   | 25    |           |
| TOTALS            | RPI 1-25 | RPI 26-50 | W-L RECORDS    | RPI 51-100 | RPI 101-150 | RPI 150+      |      |      |       |           |
| 2- 5              | 0- 1     | 0- 0      | OVERALL        | 0- 1       | 0- 2        | 2- 1          |      |      |       |           |
| 0- 0              | 0- 0     | 0- 0      | HOME           | 0- 0       | 0- 0        | 0- 0          |      |      |       |           |
| 2- 3              | 0- 1     | 0- 0      | AWAY           | 0- 0       | 0- 0        | 2- 0          |      |      |       |           |
| 0- 2              | 0- 0     | 0- 0      | NEUTRAL        | 0- 0       | 0- 1        | 0- 1          |      |      |       |           |
| 2- 5              | 0- 1     | 0- 0      | NON-CONFERENCE | 0- 1       | 0- 2        | 2- 1          |      |      |       |           |
| 0- 0              | 0- 0     | 0- 0      | HOME           | 0- 0       | 0- 0        | 0- 0          |      |      |       |           |
| 2- 3              | 0- 1     | 0- 0      | AWAY           | 0- 1       | 0- 1        | 2- 0          |      |      |       |           |
| 0- 2              | 0- 0     | 0- 0      | NEUTRAL        | 0- 0       | 0- 1        | 0- 1          |      |      |       |           |
| 0- 0              | 0- 0     | 0- 0      | CONFERENCE     | 0- 0       | 0- 0        | 0- 0          |      |      |       |           |
| 0- 0              | 0- 0     | 0- 0      | HOME           | 0- 0       | 0- 0        | 0- 0          |      |      |       |           |
| 0- 0              | 0- 0     | 0- 0      | AWAY           | 0- 0       | 0- 0        | 0- 0          |      |      |       |           |
| 0- 0              | 0- 0     | 0- 0      | NEUTRAL        | 0- 0       | 0- 0        | 0- 0          |      |      |       |           |

| RPI 1-25                  |   |               |       | RPI 26-50 |   |                 |       | RPI 51-100 |   |          |       | RPI 101+ Team's RPI: 170 |   |                 |       |
|---------------------------|---|---------------|-------|-----------|---|-----------------|-------|------------|---|----------|-------|--------------------------|---|-----------------|-------|
| RPI                       | S | Opponent      | Score | RPI       | S | Opponent        | Score | RPI        | S | Opponent | Score | RPI                      | S | Opponent        | Score |
| 11                        | A | Virginia Tech | 42 76 |           |   |                 |       | 81         | A | UCF      | 52 66 | 140                      | N | UAB             | 49 59 |
|                           |   |               |       |           |   |                 |       |            |   |          |       | 150                      | A | Wofford         | 66 75 |
|                           |   |               |       |           |   |                 |       |            |   |          |       | 197                      | N | Appalachian St. | 67 72 |
|                           |   |               |       |           |   |                 |       |            |   |          |       | 298                      | A | USC Upstate     | 57 53 |
|                           |   |               |       |           |   |                 |       |            |   |          |       | 301                      | A | Western Caro.   | 68 60 |
| LAST 12 Division I GAMES: |   |               |       |           |   |                 |       |            |   |          |       |                          |   |                 |       |
|                           |   |               |       | 197       | N | Appalachian St. | 67 72 | 140        | N | UAB      | 49 59 |                          |   |                 |       |
|                           |   |               |       | 301       | A | Western Caro.   | 68 60 |            |   |          |       |                          |   |                 |       |
|                           |   |               |       | 81        | A | UCF             | 52 66 |            |   |          |       |                          |   |                 |       |
|                           |   |               |       | 11        | A | Virginia Tech   | 42 76 |            |   |          |       |                          |   |                 |       |
|                           |   |               |       | 298       | A | USC Upstate     | 57 53 |            |   |          |       |                          |   |                 |       |
|                           |   |               |       | 150       | A | Wofford         | 66 75 |            |   |          |       |                          |   |                 |       |

Non-Div I Games: Converse 68 38 Montreat 92 45

Gardner-Webb

## George Mason

Through Games Of Dec. 23, 2016

|                   |          |           |                |            |             |               |      |      |       |           |
|-------------------|----------|-----------|----------------|------------|-------------|---------------|------|------|-------|-----------|
| Average RPI Win:  | 204      | WON-LOST  | WINNING        | LAST 10    | STRENGTH OF | OPP. STRENGTH | TEAM | ADJ. | CONF. | ADJ CONF. |
| Average RPI Loss: | 98       | RECORD    | PCT. RANK      | GAMES      | SCHEDULE    | OF SCHEDULE   | RPI  | RPI  | RPI   | RPI       |
| DIV. I ONLY       | 7- 5     | 138       | 6- 4           | 119        | 174         | 113           | 113  | 11   | 11    |           |
| DIV. I NON-CONF.  | 6- 5     | 148       | 6- 5           | 115        | 136         | 118           | 118  | 11   | 11    |           |
| TOTALS            | RPI 1-25 | RPI 26-50 | W-L RECORDS    | RPI 51-100 | RPI 101-150 | RPI 150+      |      |      |       |           |
| 7- 5              | 0- 1     | 0- 0      | OVERALL        | 2- 1       | 0- 2        | 5- 1          |      |      |       |           |
| 3- 2              | 0- 0     | 0- 0      | HOME           | 2- 1       | 0- 1        | 1- 0          |      |      |       |           |
| 4- 3              | 0- 1     | 0- 0      | AWAY           | 0- 0       | 0- 1        | 4- 1          |      |      |       |           |
| 0- 0              | 0- 0     | 0- 0      | NEUTRAL        | 0- 0       | 0- 0        | 0- 0          |      |      |       |           |
| 6- 5              | 0- 1     | 0- 0      | NON-CONFERENCE | 2- 1       | 0- 2        | 4- 1          |      |      |       |           |
| 3- 2              | 0- 0     | 0- 0      | HOME           | 2- 1       | 0- 1        | 1- 0          |      |      |       |           |
| 3- 3              | 0- 1     | 0- 0      | AWAY           | 0- 0       | 0- 1        | 3- 1          |      |      |       |           |
| 0- 0              | 0- 0     | 0- 0      | NEUTRAL        | 0- 0       | 0- 0        | 0- 0          |      |      |       |           |
| 1- 0              | 0- 0     | 0- 0      | CONFERENCE     | 0- 0       | 0- 0        | 1- 0          |      |      |       |           |
| 0- 0              | 0- 0     | 0- 0      | HOME           | 0- 0       | 0- 0        | 0- 0          |      |      |       |           |
| 1- 0              | 0- 0     | 0- 0      | AWAY           | 0- 0       | 0- 0        | 1- 0          |      |      |       |           |
| 0- 0              | 0- 0     | 0- 0      | NEUTRAL        | 0- 0       | 0- 0        | 0- 0          |      |      |       |           |

| RPI 1-25                  |   |              |       | RPI 26-50 |   |              |       | RPI 51-100 |   |               |       | RPI 101+ |   |               |       | Team's RPI: 113 |
|---------------------------|---|--------------|-------|-----------|---|--------------|-------|------------|---|---------------|-------|----------|---|---------------|-------|-----------------|
| RPI                       | S | Opponent     | Score | RPI       | S | Opponent     | Score | RPI        | S | Opponent      | Score | RPI      | S | Opponent      | Score |                 |
| 4                         | A | Georgetown   | 56 69 |           |   |              |       | 54         | H | SFA           | 76 77 | 122      | H | Arizona       | 70 81 |                 |
|                           |   |              |       |           |   |              |       | 66         | H | Radford       | 70 56 | 143      | A | Delaware      | 51 67 |                 |
|                           |   |              |       |           |   |              |       | 95         | H | Navy          | 68 64 | 161      | A | Detroit       | 55 54 |                 |
|                           |   |              |       |           |   |              |       |            |   |               |       | 169      | A | Towson        | 75 79 |                 |
|                           |   |              |       |           |   |              |       |            |   |               |       | 248      | H | Norfolk St.   | 60 33 |                 |
|                           |   |              |       |           |   |              |       |            |   |               |       | 258      | A | Massachusetts | 66 55 |                 |
|                           |   |              |       |           |   |              |       |            |   |               |       | 281      | A | Illinois St.  | 72 46 |                 |
|                           |   |              |       |           |   |              |       |            |   |               |       | 322      | A | LIU Brooklyn  | 64 48 |                 |
| LAST 12 Division I GAMES: |   |              |       |           |   |              |       |            |   |               |       |          |   |               |       |                 |
| 169                       | A | Towson       | 75 79 | 95        | H | Navy         | 68 64 | 281        | A | Illinois St.  | 72 46 | 4        | A | Georgetown    | 56 69 |                 |
| 54                        | H | SFA          | 76 77 | 248       | H | Norfolk St.  | 60 33 | 258        | A | Massachusetts | 66 55 | 161      | A | Detroit       | 55 54 |                 |
| 248                       | H | Norfolk St.  | 60 33 | 122       | H | Arizona      | 70 81 | 161        | A | Detroit       | 55 54 | 66       | H | Radford       | 70 56 |                 |
| 122                       | H | Arizona      | 70 81 | 322       | A | LIU Brooklyn | 64 48 |            |   |               |       |          |   |               |       |                 |
| 322                       | A | LIU Brooklyn | 64 48 | 143       | A | Delaware     | 51 67 |            |   |               |       |          |   |               |       |                 |

Non-Div I Games:

George Mason

■ Loss, 
 ■ Non-Conf, 
 S Site, 
 ■ Home 
 ■ Away 
 N Neutral



|                   |          |           |                |            |             |               |      |      |       |           |
|-------------------|----------|-----------|----------------|------------|-------------|---------------|------|------|-------|-----------|
| Average RPI Win:  | 196      | WON-LOST  | WINNING        | LAST 10    | STRENGTH OF | OPP. STRENGTH | TEAM | ADJ. | CONF. | ADJ CONF. |
| Average RPI Loss: | 80       | RECORD    | PCT. RANK      | GAMES      | SCHEDULE    | OF SCHEDULE   | RPI  | RPI  | RPI   | RPI       |
| DIV. I ONLY       | 8- 5     | 125       | 6- 4           | 148        | 58          | 116           | 116  | 11   | 11    |           |
| DIV. I NON-CONF.  | 7- 5     | 137       | 7- 4           | 146        | 55          | 117           | 117  | 11   | 11    |           |
| TOTALS            | RPI 1-25 | RPI 26-50 | W-L RECORDS    | RPI 51-100 | RPI 101-150 | RPI 150+      |      |      |       |           |
| 8- 5              | 0- 1     | 0- 2      | OVERALL        | 0- 0       | 2- 1        | 6- 1          |      |      |       |           |
| 5- 1              | 0- 0     | 0- 1      | HOME           | 0- 0       | 0- 0        | 5- 0          |      |      |       |           |
| 1- 3              | 0- 1     | 0- 1      | AWAY           | 0- 0       | 1- 0        | 0- 1          |      |      |       |           |
| 2- 1              | 0- 0     | 0- 0      | NEUTRAL        | 0- 0       | 1- 1        | 1- 0          |      |      |       |           |
| 7- 5              | 0- 1     | 0- 2      | NON-CONFERENCE | 0- 0       | 2- 1        | 5- 1          |      |      |       |           |
| 4- 1              | 0- 0     | 0- 1      | HOME           | 0- 0       | 0- 0        | 4- 0          |      |      |       |           |
| 1- 3              | 0- 1     | 0- 1      | AWAY           | 0- 0       | 1- 0        | 0- 1          |      |      |       |           |
| 2- 1              | 0- 0     | 0- 0      | NEUTRAL        | 0- 0       | 1- 1        | 1- 0          |      |      |       |           |
| 1- 0              | 0- 0     | 0- 0      | CONFERENCE     | 0- 0       | 0- 0        | 1- 0          |      |      |       |           |
| 1- 0              | 0- 0     | 0- 0      | HOME           | 0- 0       | 0- 0        | 1- 0          |      |      |       |           |
| 0- 0              | 0- 0     | 0- 0      | AWAY           | 0- 0       | 0- 0        | 0- 0          |      |      |       |           |
| 0- 0              | 0- 0     | 0- 0      | NEUTRAL        | 0- 0       | 0- 0        | 0- 0          |      |      |       |           |

| RPI 1-25                  |   |             |       | RPI 26-50 |   |                  |       | RPI 51-100 |   |          |       | RPI 101+ Team's RPI: 116 |   |                 |       |
|---------------------------|---|-------------|-------|-----------|---|------------------|-------|------------|---|----------|-------|--------------------------|---|-----------------|-------|
| RPI                       | S | Opponent    | Score | RPI       | S | Opponent         | Score | RPI        | S | Opponent | Score | RPI                      | S | Opponent        | Score |
| 4                         | A | Georgetown  | 57 72 | 36        | H | Stanford         | 52 71 |            |   |          |       | 102                      | N | Syracuse        | 71 74 |
|                           |   |             |       | 44        | A | South Dakota St. | 55 60 |            |   |          |       | 129                      | A | Villanova       | 72 69 |
|                           |   |             |       |           |   |                  |       |            |   |          |       | 131                      | N | Western Ky.     | 68 49 |
|                           |   |             |       |           |   |                  |       |            |   |          |       | 167                      | H | VCU             | 81 67 |
|                           |   |             |       |           |   |                  |       |            |   |          |       | 184                      | N | FGCU            | 76 47 |
|                           |   |             |       |           |   |                  |       |            |   |          |       | 213                      | A | American        | 61 66 |
|                           |   |             |       |           |   |                  |       |            |   |          |       | 216                      | H | Princeton       | 56 45 |
|                           |   |             |       |           |   |                  |       |            |   |          |       | 222                      | H | Illinois        | 72 56 |
|                           |   |             |       |           |   |                  |       |            |   |          |       | 250                      | H | Loyola Maryland | 74 64 |
|                           |   |             |       |           |   |                  |       |            |   |          |       | 268                      | H | Coppin St.      | 77 46 |
| LAST 12 Division I GAMES: |   |             |       |           |   |                  |       |            |   |          |       |                          |   |                 |       |
| 167                       | H | VCU         | 81 67 | 250       | H | Loyola Maryland  | 74 64 |            |   |          |       |                          |   |                 |       |
| 131                       | N | Western Ky. | 68 49 | 36        | H | Stanford         | 52 71 |            |   |          |       |                          |   |                 |       |
| 184                       | N | FGCU        | 76 47 | 44        | A | South Dakota St. | 55 60 |            |   |          |       |                          |   |                 |       |
| 102                       | N | Syracuse    | 71 74 | 213       | A | American         | 61 66 |            |   |          |       |                          |   |                 |       |
| 129                       | A | Villanova   | 72 69 | 222       | H | Illinois         | 72 56 |            |   |          |       |                          |   |                 |       |
| 268                       | H | Coppin St.  | 77 46 | 216       | H | Princeton        | 56 45 |            |   |          |       |                          |   |                 |       |

Non-Div I Games:

George Washington

■ Loss, 
 ■ Non-Conf, S Site, 
 ■ Home 
 ■ Away 
 N Neutral

|                   |          |           |                |            |             |               |      |      |       |           |
|-------------------|----------|-----------|----------------|------------|-------------|---------------|------|------|-------|-----------|
| Average RPI Win:  | 145      | WON-LOST  | WINNING        | LAST 10    | STRENGTH OF | OPP. STRENGTH | TEAM | ADJ. | CONF. | ADJ CONF. |
| Average RPI Loss: | 13       | RECORD    | PCT. RANK      | GAMES      | SCHEDULE    | OF SCHEDULE   | RPI  | RPI  | RPI   | RPI       |
| DIV. I ONLY       | 8- 2     | 49        | 8- 2           | 8          | 124         | 4             | 4    | 6    | 6     |           |
| DIV. I NON-CONF.  | 8- 2     | 49        | 8- 2           | 8          | 125         | 4             | 4    | 6    | 6     |           |
| TOTALS            | RPI 1-25 | RPI 26-50 | W-L RECORDS    | RPI 51-100 | RPI 101-150 | RPI 150+      |      |      |       |           |
| 8- 2              | 0- 2     | 1- 0      | OVERALL        | 0- 0       | 4- 0        | 3- 0          |      |      |       |           |
| 3- 0              | 0- 0     | 0- 0      | HOME           | 0- 0       | 3- 0        | 0- 0          |      |      |       |           |
| 3- 2              | 0- 2     | 0- 0      | AWAY           | 0- 0       | 1- 0        | 2- 0          |      |      |       |           |
| 2- 0              | 0- 0     | 1- 0      | NEUTRAL        | 0- 0       | 0- 0        | 1- 0          |      |      |       |           |
| 8- 2              | 0- 2     | 1- 0      | NON-CONFERENCE | 0- 0       | 4- 0        | 3- 0          |      |      |       |           |
| 3- 0              | 0- 0     | 0- 0      | HOME           | 0- 0       | 3- 0        | 0- 0          |      |      |       |           |
| 3- 2              | 0- 2     | 0- 0      | AWAY           | 0- 0       | 1- 0        | 2- 0          |      |      |       |           |
| 2- 0              | 0- 0     | 1- 0      | NEUTRAL        | 0- 0       | 0- 0        | 1- 0          |      |      |       |           |
| 0- 0              | 0- 0     | 0- 0      | CONFERENCE     | 0- 0       | 0- 0        | 0- 0          |      |      |       |           |
| 0- 0              | 0- 0     | 0- 0      | HOME           | 0- 0       | 0- 0        | 0- 0          |      |      |       |           |
| 0- 0              | 0- 0     | 0- 0      | AWAY           | 0- 0       | 0- 0        | 0- 0          |      |      |       |           |
| 0- 0              | 0- 0     | 0- 0      | NEUTRAL        | 0- 0       | 0- 0        | 0- 0          |      |      |       |           |

| RPI 1-25                  |   |                   |       | RPI 26-50 |   |              |       | RPI 51-100 |   |          |       | RPI 101+ |   |                   |       |
|---------------------------|---|-------------------|-------|-----------|---|--------------|-------|------------|---|----------|-------|----------|---|-------------------|-------|
| RPI                       | S | Opponent          | Score | RPI       | S | Opponent     | Score | RPI        | S | Opponent | Score | RPI      | S | Opponent          | Score |
| 11                        | A | Virginia Tech     | 63 73 | 37        | N | Penn St.     | 68 54 |            |   |          |       | 113      | H | George Mason      | 69 56 |
| 15                        | A | Minnesota         | 60 68 |           |   |              |       |            |   |          |       | 116      | H | George Washington | 72 57 |
|                           |   |                   |       |           |   |              |       |            |   |          |       | 118      | H | Alabama           | 70 59 |
|                           |   |                   |       |           |   |              |       |            |   |          |       | 143      | A | Delaware          | 54 46 |
|                           |   |                   |       |           |   |              |       |            |   |          |       | 169      | A | Towson            | 75 59 |
|                           |   |                   |       |           |   |              |       |            |   |          |       | 228      | N | Wright St.        | 67 60 |
|                           |   |                   |       |           |   |              |       |            |   |          |       | 233      | A | FIU               | 66 53 |
| LAST 12 Division I GAMES: |   |                   |       |           |   |              |       |            |   |          |       |          |   |                   |       |
| 228                       | N | Wright St.        | 67 60 | 118       | H | Alabama      | 70 59 |            |   |          |       |          |   |                   |       |
| 233                       | A | FIU               | 66 53 | 113       | H | George Mason | 69 56 |            |   |          |       |          |   |                   |       |
| 15                        | A | Minnesota         | 60 68 | 143       | A | Delaware     | 54 46 |            |   |          |       |          |   |                   |       |
| 11                        | A | Virginia Tech     | 63 73 | 169       | A | Towson       | 75 59 |            |   |          |       |          |   |                   |       |
| 116                       | H | George Washington | 72 57 | 37        | N | Penn St.     | 68 54 |            |   |          |       |          |   |                   |       |

Non-Div I Games:

Georgetown

|                   |          |           |                |            |             |               |      |      |       |           |
|-------------------|----------|-----------|----------------|------------|-------------|---------------|------|------|-------|-----------|
| Average RPI Win:  | 195      | WON-LOST  | WINNING        | LAST 10    | STRENGTH OF | OPP. STRENGTH | TEAM | ADJ. | CONF. | ADJ CONF. |
| Average RPI Loss: | 66       | RECORD    | PCT. RANK      | GAMES      | SCHEDULE    | OF SCHEDULE   | RPI  | RPI  | RPI   | RPI       |
| DIV. I ONLY       | 7- 5     | 138       | 5- 5           | 47         | 152         | 99            | 99   | 1    | 1     |           |
| DIV. I NON-CONF.  | 7- 5     | 137       | 7- 5           | 47         | 153         | 99            | 99   | 1    | 1     |           |
| TOTALS            | RPI 1-25 | RPI 26-50 | W-L RECORDS    | RPI 51-100 | RPI 101-150 | RPI 150+      |      |      |       |           |
| 7- 5              | 1- 1     | 0- 1      | OVERALL        | 1- 2       | 1- 1        | 4- 0          |      |      |       |           |
| 5- 2              | 0- 0     | 0- 0      | HOME           | 1- 1       | 1- 1        | 3- 0          |      |      |       |           |
| 1- 2              | 0- 1     | 0- 0      | AWAY           | 0- 1       | 0- 0        | 1- 0          |      |      |       |           |
| 1- 1              | 1- 0     | 0- 1      | NEUTRAL        | 0- 0       | 0- 0        | 0- 0          |      |      |       |           |
| 7- 5              | 1- 1     | 0- 1      | NON-CONFERENCE | 1- 2       | 1- 1        | 4- 0          |      |      |       |           |
| 5- 2              | 0- 0     | 0- 0      | HOME           | 1- 1       | 1- 1        | 3- 0          |      |      |       |           |
| 1- 2              | 0- 1     | 0- 0      | AWAY           | 0- 1       | 0- 0        | 1- 0          |      |      |       |           |
| 1- 1              | 1- 0     | 0- 1      | NEUTRAL        | 0- 0       | 0- 0        | 0- 0          |      |      |       |           |
| 0- 0              | 0- 0     | 0- 0      | CONFERENCE     | 0- 0       | 0- 0        | 0- 0          |      |      |       |           |
| 0- 0              | 0- 0     | 0- 0      | HOME           | 0- 0       | 0- 0        | 0- 0          |      |      |       |           |
| 0- 0              | 0- 0     | 0- 0      | AWAY           | 0- 0       | 0- 0        | 0- 0          |      |      |       |           |
| 0- 0              | 0- 0     | 0- 0      | NEUTRAL        | 0- 0       | 0- 0        | 0- 0          |      |      |       |           |

| RPI 1-25                  |   |                    |       | RPI 26-50 |   |            |       | RPI 51-100 |   |              |       | Team's RPI: 99 | RPI 101+ |   |                    |       |
|---------------------------|---|--------------------|-------|-----------|---|------------|-------|------------|---|--------------|-------|----------------|----------|---|--------------------|-------|
| RPI                       | S | Opponent           | Score | RPI       | S | Opponent   | Score | RPI        | S | Opponent     | Score |                | RPI      | S | Opponent           | Score |
| 13                        | A | Oklahoma St.       | 51 71 | 39        | N | South Fla. | 65 81 | 51         | A | Georgia Tech | 45 52 |                | 104      | H | Mercer             | 72 64 |
| 15                        | N | Minnesota          | 70 58 |           |   |            |       | 59         | H | BYU          | 81 51 |                | 141      | H | Samford            | 59 65 |
|                           |   |                    |       |           |   |            |       | 85         | H | Virginia     | 43 66 |                | 214      | A | Cincinnati         | 51 48 |
|                           |   |                    |       |           |   |            |       |            |   |              |       |                | 312      | H | Furman             | 67 62 |
|                           |   |                    |       |           |   |            |       |            |   |              |       |                | 328      | H | Kennesaw St.       | 82 40 |
|                           |   |                    |       |           |   |            |       |            |   |              |       |                | 333      | H | South Carolina St. | 64 50 |
| LAST 12 Division I GAMES: |   |                    |       |           |   |            |       |            |   |              |       |                |          |   |                    |       |
| 141                       | H | Samford            | 59 65 | 85        | H | Virginia   | 43 66 | 214        | A | Cincinnati   | 51 48 |                | 13       | A | Oklahoma St.       | 51 71 |
| 15                        | N | Minnesota          | 70 58 | 312       | H | Furman     | 67 62 | 328        | H | Kennesaw St. | 82 40 |                | 39       | N | South Fla.         | 65 81 |
| 51                        | A | Georgia Tech       | 45 52 |           |   |            |       |            |   |              |       |                |          |   |                    |       |
| 59                        | H | BYU                | 81 51 |           |   |            |       |            |   |              |       |                |          |   |                    |       |
| 104                       | H | Mercer             | 72 64 |           |   |            |       |            |   |              |       |                |          |   |                    |       |
| 333                       | H | South Carolina St. | 64 50 |           |   |            |       |            |   |              |       |                |          |   |                    |       |

Non-Div I Games:

Georgia

|                   |          |           |                |            |             |               |      |      |       |           |
|-------------------|----------|-----------|----------------|------------|-------------|---------------|------|------|-------|-----------|
| Average RPI Win:  | 246      | WON-LOST  | WINNING        | LAST 10    | STRENGTH OF | OPP. STRENGTH | TEAM | ADJ. | CONF. | ADJ CONF. |
| Average RPI Loss: | 126      | RECORD    | PCT. RANK      | GAMES      | SCHEDULE    | OF SCHEDULE   | RPI  | RPI  | RPI   | RPI       |
| DIV. I ONLY       | 3- 7     | 249       | 2- 7           | 87         | 252         | 207           | 207  | 19   | 19    |           |
| DIV. I NON-CONF.  | 3- 7     | 248       | 3- 7           | 89         | 251         | 208           | 208  | 19   | 19    |           |
| TOTALS            | RPI 1-25 | RPI 26-50 | W-L RECORDS    | RPI 51-100 | RPI 101-150 | RPI 150+      |      |      |       |           |
| 3- 7              | 0- 0     | 0- 2      | OVERALL        | 0- 1       | 0- 1        | 3- 3          |      |      |       |           |
| 1- 3              | 0- 0     | 0- 1      | HOME           | 0- 0       | 0- 0        | 1- 2          |      |      |       |           |
| 1- 2              | 0- 0     | 0- 0      | AWAY           | 0- 1       | 0- 1        | 1- 0          |      |      |       |           |
| 1- 2              | 0- 0     | 0- 1      | NEUTRAL        | 0- 0       | 0- 0        | 1- 1          |      |      |       |           |
| 3- 7              | 0- 0     | 0- 2      | NON-CONFERENCE | 0- 1       | 0- 1        | 3- 3          |      |      |       |           |
| 1- 3              | 0- 0     | 0- 1      | HOME           | 0- 0       | 0- 0        | 1- 2          |      |      |       |           |
| 1- 2              | 0- 0     | 0- 0      | AWAY           | 0- 1       | 0- 1        | 1- 0          |      |      |       |           |
| 1- 2              | 0- 0     | 0- 1      | NEUTRAL        | 0- 0       | 0- 0        | 1- 1          |      |      |       |           |
| 0- 0              | 0- 0     | 0- 0      | CONFERENCE     | 0- 0       | 0- 0        | 0- 0          |      |      |       |           |
| 0- 0              | 0- 0     | 0- 0      | HOME           | 0- 0       | 0- 0        | 0- 0          |      |      |       |           |
| 0- 0              | 0- 0     | 0- 0      | AWAY           | 0- 0       | 0- 0        | 0- 0          |      |      |       |           |
| 0- 0              | 0- 0     | 0- 0      | NEUTRAL        | 0- 0       | 0- 0        | 0- 0          |      |      |       |           |

| RPI S                     | Opponent        | Score | RPI S | Opponent       | Score | RPI S | Opponent        | Score | RPI S | Opponent | Score | Team's RPI: 207 |
|---------------------------|-----------------|-------|-------|----------------|-------|-------|-----------------|-------|-------|----------|-------|-----------------|
| 27                        | H Elon          | 67 84 | 51    | A Georgia Tech | 42 73 | 118   | A Alabama       | 57 80 |       |          |       |                 |
| 37                        | N Penn St.      | 42 69 |       |                |       | 188   | H Akron         | 66 78 |       |          |       |                 |
|                           |                 |       |       |                |       | 198   | A Morehead St.  | 68 50 |       |          |       |                 |
|                           |                 |       |       |                |       | 204   | H UNCW          | 66 72 |       |          |       |                 |
|                           |                 |       |       |                |       | 213   | N American      | 59 58 |       |          |       |                 |
|                           |                 |       |       |                |       | 257   | N Eastern Mich. | 59 69 |       |          |       |                 |
|                           |                 |       |       |                |       | 328   | H Kennesaw St.  | 62 59 |       |          |       |                 |
| LAST 12 Division I GAMES: |                 |       |       |                |       |       |                 |       |       |          |       |                 |
| 27                        | H Elon          | 67 84 | 188   | H Akron        | 66 78 |       |                 |       |       |          |       |                 |
| 204                       | H UNCW          | 66 72 | 118   | A Alabama      | 57 80 |       |                 |       |       |          |       |                 |
| 257                       | N Eastern Mich. | 59 69 | 51    | A Georgia Tech | 42 73 |       |                 |       |       |          |       |                 |
| 198                       | A Morehead St.  | 68 50 | 213   | N American     | 59 58 |       |                 |       |       |          |       |                 |
|                           |                 |       | 37    | N Penn St.     | 42 69 |       |                 |       |       |          |       |                 |
|                           |                 |       | 328   | H Kennesaw St. | 62 59 |       |                 |       |       |          |       |                 |

Non-Div I Games: Allen 96 58

Georgia St.

|                   |          |           |                |            |             |               |      |      |       |           |
|-------------------|----------|-----------|----------------|------------|-------------|---------------|------|------|-------|-----------|
| Average RPI Win:  | 160      | WON-LOST  | WINNING        | LAST 10    | STRENGTH OF | OPP. STRENGTH | TEAM | ADJ. | CONF. | ADJ CONF. |
| Average RPI Loss: | 72       | RECORD    | PCT. RANK      | GAMES      | SCHEDULE    | OF SCHEDULE   | RPI  | RPI  | RPI   | RPI       |
| DIV. I ONLY       | 10- 2    | 27        | 8- 2           | 139        | 65          | 51            | 51   | 3    | 3     |           |
| DIV. I NON-CONF.  | 10- 2    | 27        | 10- 2          | 140        | 65          | 51            | 51   | 3    | 3     |           |
| TOTALS            | RPI 1-25 | RPI 26-50 | W-L RECORDS    | RPI 51-100 | RPI 101-150 | RPI 150+      |      |      |       |           |
| 10- 2             | 0- 1     | 0- 0      | OVERALL        | 3- 0       | 3- 1        | 4- 0          |      |      |       |           |
| 6- 1              | 0- 1     | 0- 0      | HOME           | 1- 0       | 2- 0        | 3- 0          |      |      |       |           |
| 2- 1              | 0- 0     | 0- 0      | AWAY           | 0- 0       | 1- 1        | 1- 0          |      |      |       |           |
| 2- 0              | 0- 0     | 0- 0      | NEUTRAL        | 2- 0       | 0- 0        | 0- 0          |      |      |       |           |
| 10- 2             | 0- 1     | 0- 0      | NON-CONFERENCE | 3- 0       | 3- 1        | 4- 0          |      |      |       |           |
| 6- 1              | 0- 1     | 0- 0      | HOME           | 1- 0       | 2- 0        | 3- 0          |      |      |       |           |
| 2- 1              | 0- 0     | 0- 0      | AWAY           | 0- 0       | 1- 1        | 1- 0          |      |      |       |           |
| 2- 0              | 0- 0     | 0- 0      | NEUTRAL        | 2- 0       | 0- 0        | 0- 0          |      |      |       |           |
| 0- 0              | 0- 0     | 0- 0      | CONFERENCE     | 0- 0       | 0- 0        | 0- 0          |      |      |       |           |
| 0- 0              | 0- 0     | 0- 0      | HOME           | 0- 0       | 0- 0        | 0- 0          |      |      |       |           |
| 0- 0              | 0- 0     | 0- 0      | AWAY           | 0- 0       | 0- 0        | 0- 0          |      |      |       |           |
| 0- 0              | 0- 0     | 0- 0      | NEUTRAL        | 0- 0       | 0- 0        | 0- 0          |      |      |       |           |

| RPI 1-25                  |   |          |       | RPI 26-50 |   |                 |       | RPI 51-100 |   |          |       | Team's RPI: 51 | RPI 101+ |   |                 |       |
|---------------------------|---|----------|-------|-----------|---|-----------------|-------|------------|---|----------|-------|----------------|----------|---|-----------------|-------|
| RPI                       | S | Opponent | Score | RPI       | S | Opponent        | Score | RPI        | S | Opponent | Score |                | RPI      | S | Opponent        | Score |
| 25                        | H | Michigan | 52 92 |           |   |                 |       | 55         | N | Missouri | 72 70 |                | 103      | A | Middle Tenn.    | 61 60 |
|                           |   |          |       |           |   |                 |       | 99         | H | Georgia  | 52 45 |                | 104      | H | Mercer          | 70 50 |
|                           |   |          |       |           |   |                 |       | 100        | N | Dayton   | 81 68 |                | 118      | A | Alabama         | 65 67 |
|                           |   |          |       |           |   |                 |       |            |   |          |       |                | 141      | H | Samford         | 62 57 |
|                           |   |          |       |           |   |                 |       |            |   |          |       |                | 197      | H | Appalachian St. | 81 52 |
|                           |   |          |       |           |   |                 |       |            |   |          |       |                | 207      | H | Georgia St.     | 73 42 |
|                           |   |          |       |           |   |                 |       |            |   |          |       |                | 265      | H | Alabama St.     | 70 48 |
|                           |   |          |       |           |   |                 |       |            |   |          |       |                | 328      | A | Kennesaw St.    | 86 49 |
| LAST 12 Division I GAMES: |   |          |       |           |   |                 |       |            |   |          |       |                |          |   |                 |       |
|                           |   |          |       | 103       | A | Middle Tenn.    | 61 60 |            |   |          |       |                | 104      | H | Mercer          | 70 50 |
|                           |   |          |       | 118       | A | Alabama         | 65 67 |            |   |          |       |                | 207      | H | Georgia St.     | 73 42 |
|                           |   |          |       | 197       | H | Appalachian St. | 81 52 |            |   |          |       |                | 25       | H | Michigan        | 52 92 |
|                           |   |          |       | 328       | A | Kennesaw St.    | 86 49 |            |   |          |       |                | 55       | N | Missouri        | 72 70 |
|                           |   |          |       | 265       | H | Alabama St.     | 70 48 |            |   |          |       |                | 100      | N | Dayton          | 81 68 |
|                           |   |          |       | 141       | H | Samford         | 62 57 |            |   |          |       |                | 99       | H | Georgia         | 52 45 |

Non-Div I Games:

Georgia Tech

■ Loss, 
■ Non-Conf, S Site, 
■ Home 
■ Away 
N Neutral

## Gonzaga

Through Games Of Dec. 23, 2016

|                   |          |           |                |            |             |               |      |      |       |           |
|-------------------|----------|-----------|----------------|------------|-------------|---------------|------|------|-------|-----------|
| Average RPI Win:  | 185      | WON-LOST  | WINNING        | LAST 10    | STRENGTH OF | OPP. STRENGTH | TEAM | ADJ. | CONF. | ADJ CONF. |
| Average RPI Loss: | 16       | RECORD    | PCT. RANK      | GAMES      | SCHEDULE    | OF SCHEDULE   | RPI  | RPI  | RPI   | RPI       |
| DIV. I ONLY       | 9- 2     | 37        | 8- 2           | 194        | 33          | 68            | 68   | 10   | 10    |           |
| DIV. I NON-CONF.  | 9- 2     | 37        | 9- 2           | 195        | 33          | 70            | 70   | 10   | 10    |           |
| TOTALS            | RPI 1-25 | RPI 26-50 | W-L RECORDS    | RPI 51-100 | RPI 101-150 | RPI 150+      |      |      |       |           |
| 9- 2              | 0- 2     | 2- 0      | OVERALL        | 1- 0       | 1- 0        | 5- 0          |      |      |       |           |
| 6- 0              | 0- 0     | 1- 0      | HOME           | 1- 0       | 0- 0        | 4- 0          |      |      |       |           |
| 2- 0              | 0- 0     | 1- 0      | AWAY           | 0- 0       | 1- 0        | 0- 0          |      |      |       |           |
| 1- 2              | 0- 2     | 0- 0      | NEUTRAL        | 0- 0       | 0- 0        | 1- 0          |      |      |       |           |
| 9- 2              | 0- 2     | 2- 0      | NON-CONFERENCE | 1- 0       | 1- 0        | 5- 0          |      |      |       |           |
| 6- 0              | 0- 0     | 1- 0      | HOME           | 1- 0       | 0- 0        | 4- 0          |      |      |       |           |
| 2- 0              | 0- 0     | 1- 0      | AWAY           | 0- 0       | 1- 0        | 0- 0          |      |      |       |           |
| 1- 2              | 0- 2     | 0- 0      | NEUTRAL        | 0- 0       | 0- 0        | 1- 0          |      |      |       |           |
| 0- 0              | 0- 0     | 0- 0      | CONFERENCE     | 0- 0       | 0- 0        | 0- 0          |      |      |       |           |
| 0- 0              | 0- 0     | 0- 0      | HOME           | 0- 0       | 0- 0        | 0- 0          |      |      |       |           |
| 0- 0              | 0- 0     | 0- 0      | AWAY           | 0- 0       | 0- 0        | 0- 0          |      |      |       |           |
| 0- 0              | 0- 0     | 0- 0      | NEUTRAL        | 0- 0       | 0- 0        | 0- 0          |      |      |       |           |

| RPI 1-25                  |   |               |        | RPI 26-50 |   |                |       | RPI 51-100 |   |                |       | Team's RPI: 68 | RPI 101+ |   |               |        |
|---------------------------|---|---------------|--------|-----------|---|----------------|-------|------------|---|----------------|-------|----------------|----------|---|---------------|--------|
| RPI                       | S | Opponent      | Score  | RPI       | S | Opponent       | Score | RPI        | S | Opponent       | Score |                | RPI      | S | Opponent      | Score  |
| 6                         | N | Florida St.   | 69 87  | 36        | A | Stanford       | 68 63 | 76         | H | Washington St. | 79 61 |                | 137      | A | Eastern Wash. | 73 54  |
| 25                        | N | Michigan      | 66 78  | 45        | H | Northwestern   | 67 56 |            |   |                |       |                | 211      | H | Presbyterian  | 79 39  |
|                           |   |               |        |           |   |                |       |            |   |                |       |                | 237      | H | Colgate       | 72 42  |
|                           |   |               |        |           |   |                |       |            |   |                |       |                | 304      | H | Nicholls St.  | 78 46  |
|                           |   |               |        |           |   |                |       |            |   |                |       |                | 310      | H | UC Irvine     | 102 38 |
|                           |   |               |        |           |   |                |       |            |   |                |       |                | 311      | N | Winthrop      | 71 41  |
| LAST 12 Division I GAMES: |   |               |        |           |   |                |       |            |   |                |       |                |          |   |               |        |
| 237                       | H | Colgate       | 72 42  | 76        | H | Washington St. | 79 61 |            |   |                |       |                |          |   |               |        |
| 45                        | H | Northwestern  | 67 56  | 211       | H | Presbyterian   | 79 39 |            |   |                |       |                |          |   |               |        |
| 137                       | A | Eastern Wash. | 73 54  | 311       | N | Winthrop       | 71 41 |            |   |                |       |                |          |   |               |        |
| 310                       | H | UC Irvine     | 102 38 | 6         | N | Florida St.    | 69 87 |            |   |                |       |                |          |   |               |        |
| 304                       | H | Nicholls St.  | 78 46  | 25        | N | Michigan       | 66 78 |            |   |                |       |                |          |   |               |        |
|                           |   |               |        | 36        | A | Stanford       | 68 63 |            |   |                |       |                |          |   |               |        |

Non-Div I Games:

Gonzaga

■ Loss, 
 ■ Non-Conf, S Site, 
 ■ Home 
 ■ Away 
 N Neutral

|                   |          |           |                |            |             |               |      |      |       |           |
|-------------------|----------|-----------|----------------|------------|-------------|---------------|------|------|-------|-----------|
| Average RPI Win:  | 326      | WON-LOST  | WINNING        | LAST 10    | STRENGTH OF | OPP. STRENGTH | TEAM | ADJ. | CONF. | ADJ CONF. |
| Average RPI Loss: | 122      | RECORD    | PCT. RANK      | GAMES      | SCHEDULE    | OF SCHEDULE   | RPI  | RPI  | RPI   | RPI       |
| DIV. I ONLY       | 2- 9     | 293       | 2- 8           | 111        | 264         | 220           | 220  | 29   | 29    |           |
| DIV. I NON-CONF.  | 2- 9     | 292       | 2- 9           | 111        | 263         | 221           | 221  | 29   | 29    |           |
| TOTALS            | RPI 1-25 | RPI 26-50 | W-L RECORDS    | RPI 51-100 | RPI 101-150 | RPI 150+      |      |      |       |           |
| 2- 9              | 0- 1     | 0- 0      | OVERALL        | 0- 4       | 0- 1        | 2- 3          |      |      |       |           |
| 0- 1              | 0- 0     | 0- 0      | HOME           | 0- 0       | 0- 0        | 0- 1          |      |      |       |           |
| 2- 6              | 0- 0     | 0- 0      | AWAY           | 0- 0       | 0- 0        | 2- 0          |      |      |       |           |
| 0- 2              | 0- 0     | 0- 0      | NEUTRAL        | 0- 2       | 0- 0        | 0- 0          |      |      |       |           |
| 2- 9              | 0- 1     | 0- 0      | NON-CONFERENCE | 0- 4       | 0- 1        | 2- 3          |      |      |       |           |
| 0- 1              | 0- 0     | 0- 0      | HOME           | 0- 0       | 0- 0        | 0- 1          |      |      |       |           |
| 2- 6              | 0- 1     | 0- 0      | AWAY           | 0- 2       | 0- 1        | 2- 2          |      |      |       |           |
| 0- 2              | 0- 0     | 0- 0      | NEUTRAL        | 0- 2       | 0- 0        | 0- 0          |      |      |       |           |
| 0- 0              | 0- 0     | 0- 0      | CONFERENCE     | 0- 0       | 0- 0        | 0- 0          |      |      |       |           |
| 0- 0              | 0- 0     | 0- 0      | HOME           | 0- 0       | 0- 0        | 0- 0          |      |      |       |           |
| 0- 0              | 0- 0     | 0- 0      | AWAY           | 0- 0       | 0- 0        | 0- 0          |      |      |       |           |
| 0- 0              | 0- 0     | 0- 0      | NEUTRAL        | 0- 0       | 0- 0        | 0- 0          |      |      |       |           |

| RPI 1-25                  |   |                     |       | RPI 26-50 |   |                |       | RPI 51-100 |   |                     |       | RPI 101+ Team's RPI: 220 |   |                  |       |
|---------------------------|---|---------------------|-------|-----------|---|----------------|-------|------------|---|---------------------|-------|--------------------------|---|------------------|-------|
| RPI                       | S | Opponent            | Score | RPI       | S | Opponent       | Score | RPI        | S | Opponent            | Score | RPI                      | S | Opponent         | Score |
| 18                        | A | Miami (FL)          | 61 89 |           |   |                |       | 53         | A | Tulane              | 56 79 | 122                      | A | Arizona          | 46 73 |
|                           |   |                     |       |           |   |                |       | 67         | N | SMU                 | 36 56 | 151                      | A | TCU              | 47 83 |
|                           |   |                     |       |           |   |                |       | 77         | A | Southern California | 64 75 | 210                      | A | Louisiana Tech   | 55 69 |
|                           |   |                     |       |           |   |                |       | 97         | N | Fordham             | 53 59 | 304                      | H | Nicholls St.     | 60 71 |
|                           |   |                     |       |           |   |                |       |            |   |                     |       | 307                      | A | Southeastern La. | 87 71 |
|                           |   |                     |       |           |   |                |       |            |   |                     |       | 344                      | A | La.-Monroe       | 59 54 |
| LAST 12 Division I GAMES: |   |                     |       |           |   |                |       |            |   |                     |       |                          |   |                  |       |
| 307                       | A | Southeastern La.    | 87 71 | 304       | H | Nicholls St.   | 60 71 |            |   |                     |       |                          |   |                  |       |
| 67                        | N | SMU                 | 36 56 | 97        | N | Fordham        | 53 59 |            |   |                     |       |                          |   |                  |       |
| 77                        | A | Southern California | 64 75 | 18        | A | Miami (FL)     | 61 89 |            |   |                     |       |                          |   |                  |       |
| 122                       | A | Arizona             | 46 73 | 151       | A | TCU            | 47 83 |            |   |                     |       |                          |   |                  |       |
| 53                        | A | Tulane              | 56 79 | 210       | A | Louisiana Tech | 55 69 |            |   |                     |       |                          |   |                  |       |
|                           |   |                     |       | 344       | A | La.-Monroe     | 59 54 |            |   |                     |       |                          |   |                  |       |

Non-Div I Games:

Grambling

Loss, 
Non-Conf, S Site, H Home
A Away 
N Neutral

## Grand Canyon

Through Games Of Dec. 23, 2016

|                   |          |           |                |            |             |               |      |      |       |           |
|-------------------|----------|-----------|----------------|------------|-------------|---------------|------|------|-------|-----------|
| Average RPI Win:  | 246      | WON-LOST  | WINNING        | LAST 10    | STRENGTH OF | OPP. STRENGTH | TEAM | ADJ. | CONF. | ADJ CONF. |
| Average RPI Loss: | 67       | RECORD    | PCT. RANK      | GAMES      | SCHEDULE    | OF SCHEDULE   | RPI  | RPI  | RPI   | RPI       |
| DIV. I ONLY       | 7- 4     | 113       | 6- 4           | 218        | 172         | 142           | 142  | 30   | 30    |           |
| DIV. I NON-CONF.  | 7- 4     | 113       | 7- 4           | 219        | 173         | 143           | 143  | 30   | 30    |           |
| TOTALS            | RPI 1-25 | RPI 26-50 | W-L RECORDS    | RPI 51-100 | RPI 101-150 | RPI 150+      |      |      |       |           |
| 7- 4              | 0- 1     | 0- 1      | OVERALL        | 1- 0       | 1- 2        | 5- 0          |      |      |       |           |
| 6- 1              | 0- 1     | 0- 0      | HOME           | 1- 0       | 0- 0        | 5- 0          |      |      |       |           |
| 1- 3              | 0- 0     | 0- 1      | AWAY           | 0- 0       | 1- 2        | 0- 0          |      |      |       |           |
| 0- 0              | 0- 0     | 0- 0      | NEUTRAL        | 0- 0       | 0- 0        | 0- 0          |      |      |       |           |
| 7- 4              | 0- 1     | 0- 1      | NON-CONFERENCE | 1- 0       | 1- 2        | 5- 0          |      |      |       |           |
| 6- 1              | 0- 1     | 0- 0      | HOME           | 1- 0       | 0- 0        | 5- 0          |      |      |       |           |
| 1- 3              | 0- 0     | 0- 1      | AWAY           | 0- 0       | 1- 2        | 0- 0          |      |      |       |           |
| 0- 0              | 0- 0     | 0- 0      | NEUTRAL        | 0- 0       | 0- 0        | 0- 0          |      |      |       |           |
| 0- 0              | 0- 0     | 0- 0      | CONFERENCE     | 0- 0       | 0- 0        | 0- 0          |      |      |       |           |
| 0- 0              | 0- 0     | 0- 0      | HOME           | 0- 0       | 0- 0        | 0- 0          |      |      |       |           |
| 0- 0              | 0- 0     | 0- 0      | AWAY           | 0- 0       | 0- 0        | 0- 0          |      |      |       |           |
| 0- 0              | 0- 0     | 0- 0      | NEUTRAL        | 0- 0       | 0- 0        | 0- 0          |      |      |       |           |

| RPI 1-25                  |   |                |        | RPI 26-50 |   |              |       | RPI 51-100 |   |          |       | RPI 101+ Team's RPI: 142 |   |                |       |
|---------------------------|---|----------------|--------|-----------|---|--------------|-------|------------|---|----------|-------|--------------------------|---|----------------|-------|
| RPI                       | S | Opponent       | Score  | RPI       | S | Opponent     | Score | RPI        | S | Opponent | Score | RPI                      | S | Opponent       | Score |
| 12                        | H | Washington     | 66 101 | 28        | A | Duke         | 47 90 | 92         | H | Idaho    | 64 60 | 101                      | A | UC Riverside   | 64 77 |
|                           |   |                |        |           |   |              |       |            |   |          |       | 125                      | A | Rice           | 50 64 |
|                           |   |                |        |           |   |              |       |            |   |          |       | 133                      | A | Southern Utah  | 76 73 |
|                           |   |                |        |           |   |              |       |            |   |          |       | 270                      | H | Fla. Atlantic  | 81 60 |
|                           |   |                |        |           |   |              |       |            |   |          |       | 294                      | H | Cal Poly       | 64 59 |
|                           |   |                |        |           |   |              |       |            |   |          |       | 295                      | H | Alcorn         | 77 44 |
|                           |   |                |        |           |   |              |       |            |   |          |       | 300                      | H | Northern Ariz. | 76 65 |
|                           |   |                |        |           |   |              |       |            |   |          |       | 339                      | H | Denver         | 73 70 |
| LAST 12 Division I GAMES: |   |                |        |           |   |              |       |            |   |          |       |                          |   |                |       |
| 300                       | H | Northern Ariz. | 76 65  | 101       | A | UC Riverside | 64 77 |            |   |          |       |                          |   |                |       |
| 133                       | A | Southern Utah  | 76 73  | 92        | H | Idaho        | 64 60 |            |   |          |       |                          |   |                |       |
| 294                       | H | Cal Poly       | 64 59  | 339       | H | Denver       | 73 70 |            |   |          |       |                          |   |                |       |
| 270                       | H | Fla. Atlantic  | 81 60  | 125       | A | Rice         | 50 64 |            |   |          |       |                          |   |                |       |
| 12                        | H | Washington     | 66 101 | 28        | A | Duke         | 47 90 |            |   |          |       |                          |   |                |       |
|                           |   |                |        | 295       | H | Alcorn       | 77 44 |            |   |          |       |                          |   |                |       |

Non-Div I Games:

Grand Canyon

■ Loss, 
■ Non-Conf, S Site, 
■ Home 
■ Away 
N Neutral



Green Day

Through Games of Dec. 19, 1919

|                   |          |           |                |            |             |               |      |      |       |           |
|-------------------|----------|-----------|----------------|------------|-------------|---------------|------|------|-------|-----------|
| Average RPI Win:  | 97       | WON-LOST  | WINNING        | LAST 10    | STRENGTH OF | OPP. STRENGTH | TEAM | ADJ. | CONF. | ADJ CONF. |
| Average RPI Loss: | 89       | RECORD    | PCT. RANK      | GAMES      | SCHEDULE    | OF SCHEDULE   | RPI  | RPI  | RPI   | RPI       |
| DIV. I ONLY       | 9- 2     | 37        | 0- 1           | 43         | 2           | 10            | 10   | 20   | 20    |           |
| DIV. I NON-CONF.  | 9- 2     | 37        | 0- 1           | 43         | 2           | 10            | 10   | 20   | 20    |           |
| TOTALS            | RPI 1-25 | RPI 26-50 | W-L RECORDS    | RPI 51-100 | RPI 101-150 | RPI 150+      |      |      |       |           |
| 9- 2              | 0- 1     | 4- 0      | OVERALL        | 2- 0       | 1- 0        | 2- 1          |      |      |       |           |
| 4- 1              | 0- 0     | 2- 0      | HOME           | 1- 0       | 0- 0        | 1- 1          |      |      |       |           |
| 5- 1              | 0- 1     | 2- 0      | AWAY           | 1- 0       | 1- 0        | 1- 0          |      |      |       |           |
| 0- 0              | 0- 0     | 0- 0      | NEUTRAL        | 0- 0       | 0- 0        | 0- 0          |      |      |       |           |
| 9- 2              | 0- 1     | 4- 0      | NON-CONFERENCE | 2- 0       | 1- 0        | 2- 1          |      |      |       |           |
| 4- 1              | 0- 0     | 2- 0      | HOME           | 1- 0       | 0- 0        | 1- 1          |      |      |       |           |
| 5- 1              | 0- 1     | 2- 0      | AWAY           | 1- 0       | 1- 0        | 1- 0          |      |      |       |           |
| 0- 0              | 0- 0     | 0- 0      | NEUTRAL        | 0- 0       | 0- 0        | 0- 0          |      |      |       |           |
| 0- 0              | 0- 0     | 0- 0      | CONFERENCE     | 0- 0       | 0- 0        | 0- 0          |      |      |       |           |
| 0- 0              | 0- 0     | 0- 0      | HOME           | 0- 0       | 0- 0        | 0- 0          |      |      |       |           |
| 0- 0              | 0- 0     | 0- 0      | AWAY           | 0- 0       | 0- 0        | 0- 0          |      |      |       |           |
| 0- 0              | 0- 0     | 0- 0      | NEUTRAL        | 0- 0       | 0- 0        | 0- 0          |      |      |       |           |

| RPI                       | S | Opponent         | Score | RPI | S | Opponent         | Score | RPI | S | Opponent    | Score | RPI | S | Opponent    | Score |
|---------------------------|---|------------------|-------|-----|---|------------------|-------|-----|---|-------------|-------|-----|---|-------------|-------|
| 2                         | A | Notre Dame       | 67 71 | 27  | H | Elon             | 71 56 | 61  | H | Little Rock | 57 31 | 134 | A | Chattanooga | 71 55 |
|                           |   |                  |       | 33  | H | Drake            | 71 48 | 86  | A | Belmont     | 62 53 | 175 | H | Wisconsin   | 53 54 |
|                           |   |                  |       | 42  | A | Marquette        | 78 63 |     |   |             |       | 218 | A | Bradley     | 68 43 |
|                           |   |                  |       | 44  | A | South Dakota St. | 67 43 |     |   |             |       | 224 | H | Butler      | 61 34 |
| LAST 12 Division I GAMES: |   |                  |       |     |   |                  |       |     |   |             |       |     |   |             |       |
| 2                         | A | Notre Dame       | 67 71 | 218 | A | Bradley          | 68 43 |     |   |             |       |     |   |             |       |
| 224                       | H | Butler           | 61 34 | 134 | A | Chattanooga      | 71 55 |     |   |             |       |     |   |             |       |
| 175                       | H | Wisconsin        | 53 54 | 86  | A | Belmont          | 62 53 |     |   |             |       |     |   |             |       |
| 44                        | A | South Dakota St. | 67 43 | 61  | H | Little Rock      | 57 31 |     |   |             |       |     |   |             |       |
| 42                        | A | Marquette        | 78 63 | 27  | H | Elon             | 71 56 |     |   |             |       |     |   |             |       |
| 33                        | H | Drake            | 71 48 |     |   |                  |       |     |   |             |       |     |   |             |       |

Non-Div I Games:

Green Bay

|                   |          |           |                |            |             |               |      |      |       |           |
|-------------------|----------|-----------|----------------|------------|-------------|---------------|------|------|-------|-----------|
| Average RPI Win:  | 184      | WON-LOST  | WINNING        | LAST 10    | STRENGTH OF | OPP. STRENGTH | TEAM | ADJ. | CONF. | ADJ CONF. |
| Average RPI Loss: | 77       | RECORD    | PCT. RANK      | GAMES      | SCHEDULE    | OF SCHEDULE   | RPI  | RPI  | RPI   | RPI       |
| DIV. I ONLY       | 5- 6     | 183       | 5- 5           | 71         | 50          | 98            | 98   | 31   | 31    |           |
| DIV. I NON-CONF.  | 5- 6     | 187       | 5- 6           | 73         | 50          | 98            | 98   | 31   | 31    |           |
| TOTALS            | RPI 1-25 | RPI 26-50 | W-L RECORDS    | RPI 51-100 | RPI 101-150 | RPI 150+      |      |      |       |           |
| 5- 6              | 0- 1     | 0- 2      | OVERALL        | 2- 1       | 0- 1        | 3- 1          |      |      |       |           |
| 2- 0              | 0- 0     | 0- 0      | HOME           | 1- 0       | 0- 0        | 1- 0          |      |      |       |           |
| 0- 6              | 0- 1     | 0- 2      | AWAY           | 0- 1       | 0- 1        | 0- 1          |      |      |       |           |
| 3- 0              | 0- 0     | 0- 0      | NEUTRAL        | 1- 0       | 0- 0        | 2- 0          |      |      |       |           |
| 5- 6              | 0- 1     | 0- 2      | NON-CONFERENCE | 2- 1       | 0- 1        | 3- 1          |      |      |       |           |
| 2- 0              | 0- 0     | 0- 0      | HOME           | 1- 0       | 0- 0        | 1- 0          |      |      |       |           |
| 0- 6              | 0- 1     | 0- 2      | AWAY           | 0- 1       | 0- 1        | 0- 1          |      |      |       |           |
| 3- 0              | 0- 0     | 0- 0      | NEUTRAL        | 1- 0       | 0- 0        | 2- 0          |      |      |       |           |
| 0- 0              | 0- 0     | 0- 0      | CONFERENCE     | 0- 0       | 0- 0        | 0- 0          |      |      |       |           |
| 0- 0              | 0- 0     | 0- 0      | HOME           | 0- 0       | 0- 0        | 0- 0          |      |      |       |           |
| 0- 0              | 0- 0     | 0- 0      | AWAY           | 0- 0       | 0- 0        | 0- 0          |      |      |       |           |
| 0- 0              | 0- 0     | 0- 0      | NEUTRAL        | 0- 0       | 0- 0        | 0- 0          |      |      |       |           |

| RPI 1-25                  |   |                |       | RPI 26-50 |   |                    |       | RPI 51-100 |   |                    |       | Team's RPI: 98 |  | RPI 101+ |   |               |       |
|---------------------------|---|----------------|-------|-----------|---|--------------------|-------|------------|---|--------------------|-------|----------------|--|----------|---|---------------|-------|
| RPI                       | S | Opponent       | Score | RPI       | S | Opponent           | Score | RPI        | S | Opponent           | Score |                |  | RPI      | S | Opponent      | Score |
| 3                         | A | South Carolina | 38 92 | 45        | A | Northwestern       | 48 67 | 56         | H | Temple             | 71 65 |                |  | 123      | A | James Madison | 50 71 |
|                           |   |                |       | 49        | A | Iowa               | 51 84 | 72         | N | Maine              | 58 49 |                |  | 166      | A | Old Dominion  | 58 61 |
|                           |   |                |       |           |   |                    |       | 78         | A | North Carolina St. | 56 81 |                |  | 251      | N | Saint Peter's | 71 42 |
|                           |   |                |       |           |   |                    |       |            |   |                    |       |                |  | 252      | H | Richmond      | 72 45 |
|                           |   |                |       |           |   |                    |       |            |   |                    |       |                |  | 290      | N | Lafayette     | 58 55 |
| LAST 12 Division I GAMES: |   |                |       |           |   |                    |       |            |   |                    |       |                |  |          |   |               |       |
| 252                       | H | Richmond       | 72 45 | 166       | A | Old Dominion       | 58 61 |            |   |                    |       |                |  |          |   |               |       |
| 56                        | H | Temple         | 71 65 | 3         | A | South Carolina     | 38 92 |            |   |                    |       |                |  |          |   |               |       |
| 123                       | A | James Madison  | 50 71 | 78        | A | North Carolina St. | 56 81 |            |   |                    |       |                |  |          |   |               |       |
| 290                       | N | Lafayette      | 58 55 | 49        | A | Iowa               | 51 84 |            |   |                    |       |                |  |          |   |               |       |
| 72                        | N | Maine          | 58 49 | 45        | A | Northwestern       | 48 67 |            |   |                    |       |                |  |          |   |               |       |
| 251                       | N | Saint Peter's  | 71 42 |           |   |                    |       |            |   |                    |       |                |  |          |   |               |       |

Non-Div I Games:

Hampton

■ Loss, 
 ■ Non-Conf, 
 S Site, 
 ■ Home 
 ■ Away 
 N Neutral

## Hartford

Through Games Of Dec. 23, 2016

|                   |          |           |                |            |             |               |      |      |       |           |
|-------------------|----------|-----------|----------------|------------|-------------|---------------|------|------|-------|-----------|
| Average RPI Win:  | 228      | WON-LOST  | WINNING        | LAST 10    | STRENGTH OF | OPP. STRENGTH | TEAM | ADJ. | CONF. | ADJ CONF. |
| Average RPI Loss: | 108      | RECORD    | PCT. RANK      | GAMES      | SCHEDULE    | OF SCHEDULE   | RPI  | RPI  | RPI   | RPI       |
| DIV. I ONLY       | 8- 4     | 102       | 7- 3           | 255        | 153         | 154           | 154  | 23   | 23    |           |
| DIV. I NON-CONF.  | 8- 4     | 100       | 8- 4           | 256        | 154         | 155           | 155  | 23   | 23    |           |
| TOTALS            | RPI 1-25 | RPI 26-50 | W-L RECORDS    | RPI 51-100 | RPI 101-150 | RPI 150+      |      |      |       |           |
| 8- 4              | 0- 0     | 0- 0      | OVERALL        | 0- 3       | 1- 0        | 7- 1          |      |      |       |           |
| 3- 3              | 0- 0     | 0- 0      | HOME           | 0- 2       | 0- 0        | 3- 1          |      |      |       |           |
| 3- 1              | 0- 0     | 0- 0      | AWAY           | 0- 1       | 1- 0        | 2- 0          |      |      |       |           |
| 2- 0              | 0- 0     | 0- 0      | NEUTRAL        | 0- 0       | 0- 0        | 2- 0          |      |      |       |           |
| 8- 4              | 0- 0     | 0- 0      | NON-CONFERENCE | 0- 3       | 1- 0        | 7- 1          |      |      |       |           |
| 3- 3              | 0- 0     | 0- 0      | HOME           | 0- 2       | 0- 0        | 3- 1          |      |      |       |           |
| 3- 1              | 0- 0     | 0- 0      | AWAY           | 0- 1       | 1- 0        | 2- 0          |      |      |       |           |
| 2- 0              | 0- 0     | 0- 0      | NEUTRAL        | 0- 0       | 0- 0        | 2- 0          |      |      |       |           |
| 0- 0              | 0- 0     | 0- 0      | CONFERENCE     | 0- 0       | 0- 0        | 0- 0          |      |      |       |           |
| 0- 0              | 0- 0     | 0- 0      | HOME           | 0- 0       | 0- 0        | 0- 0          |      |      |       |           |
| 0- 0              | 0- 0     | 0- 0      | AWAY           | 0- 0       | 0- 0        | 0- 0          |      |      |       |           |
| 0- 0              | 0- 0     | 0- 0      | NEUTRAL        | 0- 0       | 0- 0        | 0- 0          |      |      |       |           |

| RPI 1-25                  |   |          | RPI 26-50 |     |   | RPI 51-100 |                 |     | RPI 101+ |          |                     | Team's RPI: 154 |
|---------------------------|---|----------|-----------|-----|---|------------|-----------------|-----|----------|----------|---------------------|-----------------|
| RPI                       | S | Opponent | Score     | RPI | S | Opponent   | Score           | RPI | S        | Opponent | Score               |                 |
|                           |   |          |           |     |   | 69         | H Quinnipiac    | 59  | 82       | 143      | A Delaware          | 67 66           |
|                           |   |          |           |     |   | 84         | A Niagara       | 62  | 75       | 163      | H Boston College    | 65 56           |
|                           |   |          |           |     |   | 94         | H Providence    | 65  | 77       | 184      | H FGCU              | 63 70           |
|                           |   |          |           |     |   |            |                 |     |          | 190      | H Sacred Heart      | 81 64           |
|                           |   |          |           |     |   |            |                 |     |          | 225      | N Monmouth          | 75 72           |
|                           |   |          |           |     |   |            |                 |     |          | 248      | N Norfolk St.       | 61 51           |
|                           |   |          |           |     |   |            |                 |     |          | 258      | H Massachusetts     | 75 56           |
|                           |   |          |           |     |   |            |                 |     |          | 273      | A Siena             | 80 76           |
|                           |   |          |           |     |   |            |                 |     |          | 323      | A Central Conn. St. | 68 58           |
| LAST 12 Division I GAMES: |   |          |           |     |   |            |                 |     |          |          |                     |                 |
|                           |   |          |           |     |   | 84         | A Niagara       | 62  | 75       | 143      | A Delaware          | 67 66           |
|                           |   |          |           |     |   | 190        | H Sacred Heart  | 81  | 64       | 69       | H Quinnipiac        | 59 82           |
|                           |   |          |           |     |   | 258        | H Massachusetts | 75  | 56       | 273      | A Siena             | 80 76           |
|                           |   |          |           |     |   | 248        | N Norfolk St.   | 61  | 51       | 323      | A Central Conn. St. | 68 58           |
|                           |   |          |           |     |   | 225        | N Monmouth      | 75  | 72       | 184      | H FGCU              | 63 70           |
|                           |   |          |           |     |   | 94         | H Providence    | 65  | 77       | 163      | H Boston College    | 65 56           |

Non-Div I Games:

Hartford

■ Loss, 
 ■ Non-Conf, 
 S Site, 
 ■ Home 
 ■ Away 
 N Neutral

|                   |          |           |                |            |             |               |      |      |       |           |
|-------------------|----------|-----------|----------------|------------|-------------|---------------|------|------|-------|-----------|
| Average RPI Win:  | 197      | WON-LOST  | WINNING        | LAST 10    | STRENGTH OF | OPP. STRENGTH | TEAM | ADJ. | CONF. | ADJ CONF. |
| Average RPI Loss: | 15       | RECORD    | PCT. RANK      | GAMES      | SCHEDULE    | OF SCHEDULE   | RPI  | RPI  | RPI   | RPI       |
| DIV. I ONLY       | 9- 1     | 21        | 9- 1           | 216        | 90          | 48            | 48   | 15   | 15    |           |
| DIV. I NON-CONF.  | 9- 1     | 21        | 9- 1           | 217        | 92          | 48            | 48   | 15   | 15    |           |
| TOTALS            | RPI 1-25 | RPI 26-50 | W-L RECORDS    | RPI 51-100 | RPI 101-150 | RPI 150+      |      |      |       |           |
| 9- 1              | 0- 1     | 0- 0      | OVERALL        | 2- 0       | 2- 0        | 5- 0          |      |      |       |           |
| 5- 0              | 0- 0     | 0- 0      | HOME           | 2- 0       | 1- 0        | 2- 0          |      |      |       |           |
| 4- 1              | 0- 1     | 0- 0      | AWAY           | 0- 0       | 1- 0        | 3- 0          |      |      |       |           |
| 0- 0              | 0- 0     | 0- 0      | NEUTRAL        | 0- 0       | 0- 0        | 0- 0          |      |      |       |           |
| 9- 1              | 0- 1     | 0- 0      | NON-CONFERENCE | 2- 0       | 2- 0        | 5- 0          |      |      |       |           |
| 5- 0              | 0- 0     | 0- 0      | HOME           | 2- 0       | 1- 0        | 2- 0          |      |      |       |           |
| 4- 1              | 0- 1     | 0- 0      | AWAY           | 0- 0       | 1- 0        | 3- 0          |      |      |       |           |
| 0- 0              | 0- 0     | 0- 0      | NEUTRAL        | 0- 0       | 0- 0        | 0- 0          |      |      |       |           |
| 0- 0              | 0- 0     | 0- 0      | CONFERENCE     | 0- 0       | 0- 0        | 0- 0          |      |      |       |           |
| 0- 0              | 0- 0     | 0- 0      | HOME           | 0- 0       | 0- 0        | 0- 0          |      |      |       |           |
| 0- 0              | 0- 0     | 0- 0      | AWAY           | 0- 0       | 0- 0        | 0- 0          |      |      |       |           |
| 0- 0              | 0- 0     | 0- 0      | NEUTRAL        | 0- 0       | 0- 0        | 0- 0          |      |      |       |           |

| RPI 1-25                  |   |              |        | RPI 26-50 |   | Team's RPI: 48 |        | RPI 51-100 |   |          |       | RPI 101+ |   |              |       |
|---------------------------|---|--------------|--------|-----------|---|----------------|--------|------------|---|----------|-------|----------|---|--------------|-------|
| RPI                       | S | Opponent     | Score  | RPI       | S | Opponent       | Score  | RPI        | S | Opponent | Score | RPI      | S | Opponent     | Score |
| 15                        | A | Minnesota    | 87 103 |           |   |                |        | 56         | H | Temple   | 73 62 | 119      | A | Kansas       | 69 59 |
|                           |   |              |        |           |   |                |        | 72         | H | Maine    | 69 62 | 141      | H | Samford      | 57 52 |
|                           |   |              |        |           |   |                |        |            |   |          |       | 190      | A | Sacred Heart | 68 60 |
|                           |   |              |        |           |   |                |        |            |   |          |       | 266      | H | Fairfield    | 58 44 |
|                           |   |              |        |           |   |                |        |            |   |          |       | 273      | A | Siena        | 65 58 |
|                           |   |              |        |           |   |                |        |            |   |          |       | 324      | A | Boston U.    | 65 52 |
|                           |   |              |        |           |   |                |        |            |   |          |       | 334      | H | NJIT         | 59 38 |
| LAST 12 Division I GAMES: |   |              |        |           |   |                |        |            |   |          |       |          |   |              |       |
| 334                       | H | NJIT         | 59 38  | 273       | A | Siena          | 65 58  |            |   |          |       |          |   |              |       |
| 56                        | H | Temple       | 73 62  | 119       | A | Kansas         | 69 59  |            |   |          |       |          |   |              |       |
| 190                       | A | Sacred Heart | 68 60  | 72        | H | Maine          | 69 62  |            |   |          |       |          |   |              |       |
| 266                       | H | Fairfield    | 58 44  | 15        | A | Minnesota      | 87 103 |            |   |          |       |          |   |              |       |
| 324                       | A | Boston U.    | 65 52  |           |   |                |        |            |   |          |       |          |   |              |       |
| 141                       | H | Samford      | 57 52  |           |   |                |        |            |   |          |       |          |   |              |       |

Non-Div I Games:

Harvard

|                   |          |           |                |            |             |               |      |      |       |           |
|-------------------|----------|-----------|----------------|------------|-------------|---------------|------|------|-------|-----------|
| Average RPI Win:  | 290      | WON-LOST  | WINNING        | LAST 10    | STRENGTH OF | OPP. STRENGTH | TEAM | ADJ. | CONF. | ADJ CONF. |
| Average RPI Loss: | 121      | RECORD    | PCT. RANK      | GAMES      | SCHEDULE    | OF SCHEDULE   | RPI  | RPI  | RPI   | RPI       |
| DIV. I ONLY       | 2- 8     | 285       | 2- 7           | 63         | 258         | 249           | 249  | 21   | 21    |           |
| DIV. I NON-CONF.  | 2- 8     | 285       | 2- 8           | 65         | 257         | 250           | 250  | 21   | 21    |           |
| TOTALS            | RPI 1-25 | RPI 26-50 | W-L RECORDS    | RPI 51-100 | RPI 101-150 | RPI 150+      |      |      |       |           |
| 2- 8              | 0- 1     | 0- 3      | OVERALL        | 0- 1       | 0- 0        | 2- 3          |      |      |       |           |
| 2- 3              | 0- 1     | 0- 1      | HOME           | 0- 0       | 0- 0        | 2- 1          |      |      |       |           |
| 0- 5              | 0- 0     | 0- 2      | AWAY           | 0- 1       | 0- 0        | 0- 2          |      |      |       |           |
| 0- 0              | 0- 0     | 0- 0      | NEUTRAL        | 0- 0       | 0- 0        | 0- 0          |      |      |       |           |
| 2- 8              | 0- 1     | 0- 3      | NON-CONFERENCE | 0- 1       | 0- 0        | 2- 3          |      |      |       |           |
| 2- 3              | 0- 1     | 0- 1      | HOME           | 0- 0       | 0- 0        | 2- 1          |      |      |       |           |
| 0- 5              | 0- 0     | 0- 2      | AWAY           | 0- 1       | 0- 0        | 0- 2          |      |      |       |           |
| 0- 0              | 0- 0     | 0- 0      | NEUTRAL        | 0- 0       | 0- 0        | 0- 0          |      |      |       |           |
| 0- 0              | 0- 0     | 0- 0      | CONFERENCE     | 0- 0       | 0- 0        | 0- 0          |      |      |       |           |
| 0- 0              | 0- 0     | 0- 0      | HOME           | 0- 0       | 0- 0        | 0- 0          |      |      |       |           |
| 0- 0              | 0- 0     | 0- 0      | AWAY           | 0- 0       | 0- 0        | 0- 0          |      |      |       |           |
| 0- 0              | 0- 0     | 0- 0      | NEUTRAL        | 0- 0       | 0- 0        | 0- 0          |      |      |       |           |

| RPI 1-25                  |   |                 |       | RPI 26-50           |    |           |       | RPI 51-100 |   |                     |       | RPI 101+ Team's RPI: 249 |   |                 |       |
|---------------------------|---|-----------------|-------|---------------------|----|-----------|-------|------------|---|---------------------|-------|--------------------------|---|-----------------|-------|
| RPI                       | S | Opponent        | Score | RPI                 | S  | Opponent  | Score | RPI        | S | Opponent            | Score | RPI                      | S | Opponent        | Score |
| 5                         | H | Mississippi St. | 41 66 | 30                  | A  | UCLA      | 49 72 | 77         | A | Southern California | 44 76 | 229                      | H | San Jose St.    | 61 77 |
|                           |   |                 |       | 41                  | A  | Boise St. | 49 61 |            |   |                     |       | 247                      | H | New Mexico St.  | 56 53 |
|                           |   |                 |       | 46                  | H  | Oregon    | 49 86 |            |   |                     |       | 255                      | A | Nevada          | 59 67 |
|                           |   |                 |       |                     |    |           |       |            |   |                     |       | 286                      | A | CSU Bakersfield | 51 58 |
|                           |   |                 |       |                     |    |           |       |            |   |                     |       | 332                      | H | Youngstown St.  | 72 50 |
| LAST 12 Division I GAMES: |   |                 |       |                     |    |           |       |            |   |                     |       |                          |   |                 |       |
|                           |   | 46              | H     | Oregon              | 49 | 86        |       | 41         | A | Boise St.           | 49    | 61                       |   |                 |       |
|                           |   | 229             | H     | San Jose St.        | 61 | 77        |       | 255        | A | Nevada              | 59    | 67                       |   |                 |       |
|                           |   | 247             | H     | New Mexico St.      | 56 | 53        |       | 30         | A | UCLA                | 49    | 72                       |   |                 |       |
|                           |   | 332             | H     | Youngstown St.      | 72 | 50        |       | 5          | H | Mississippi St.     | 41    | 66                       |   |                 |       |
|                           |   | 286             | A     | CSU Bakersfield     | 51 | 58        |       |            |   |                     |       |                          |   |                 |       |
|                           |   | 77              | A     | Southern California | 44 | 76        |       |            |   |                     |       |                          |   |                 |       |

Non-Div I Games: Hawaii Pacific 88 54

Hawaii

|                   |          |           |                |            |             |               |      |      |       |           |
|-------------------|----------|-----------|----------------|------------|-------------|---------------|------|------|-------|-----------|
| Average RPI Win:  | 0        | WON-LOST  | WINNING        | LAST 10    | STRENGTH OF | OPP. STRENGTH | TEAM | ADJ. | CONF. | ADJ CONF. |
| Average RPI Loss: | 176      | RECORD    | PCT. RANK      | GAMES      | SCHEDULE    | OF SCHEDULE   | RPI  | RPI  | RPI   | RPI       |
| DIV. I ONLY       | 0- 8     | 335       | 0- 8           | 75         | 329         | 317           | 317  | 25   | 25    |           |
| DIV. I NON-CONF.  | 0- 8     | 335       | 0- 8           | 77         | 329         | 317           | 317  | 25   | 25    |           |
| TOTALS            | RPI 1-25 | RPI 26-50 | W-L RECORDS    | RPI 51-100 | RPI 101-150 | RPI 150+      |      |      |       |           |
| 0- 8              | 0- 0     | 0- 0      | OVERALL        | 0- 2       | 0- 2        | 0- 4          |      |      |       |           |
| 0- 3              | 0- 0     | 0- 0      | HOME           | 0- 1       | 0- 0        | 0- 2          |      |      |       |           |
| 0- 5              | 0- 0     | 0- 0      | AWAY           | 0- 0       | 0- 0        | 0- 0          |      |      |       |           |
| 0- 0              | 0- 0     | 0- 0      | NEUTRAL        | 0- 0       | 0- 0        | 0- 0          |      |      |       |           |
| 0- 8              | 0- 0     | 0- 0      | NON-CONFERENCE | 0- 2       | 0- 2        | 0- 4          |      |      |       |           |
| 0- 3              | 0- 0     | 0- 0      | HOME           | 0- 1       | 0- 0        | 0- 2          |      |      |       |           |
| 0- 5              | 0- 0     | 0- 0      | AWAY           | 0- 1       | 0- 2        | 0- 2          |      |      |       |           |
| 0- 0              | 0- 0     | 0- 0      | NEUTRAL        | 0- 0       | 0- 0        | 0- 0          |      |      |       |           |
| 0- 0              | 0- 0     | 0- 0      | CONFERENCE     | 0- 0       | 0- 0        | 0- 0          |      |      |       |           |
| 0- 0              | 0- 0     | 0- 0      | HOME           | 0- 0       | 0- 0        | 0- 0          |      |      |       |           |
| 0- 0              | 0- 0     | 0- 0      | AWAY           | 0- 0       | 0- 0        | 0- 0          |      |      |       |           |
| 0- 0              | 0- 0     | 0- 0      | NEUTRAL        | 0- 0       | 0- 0        | 0- 0          |      |      |       |           |

| RPI 1-25                  |   |          |       | RPI 26-50 |   |          |       | RPI 51-100 |     |               |               | RPI 101+ |     |               |          | Team's RPI: | 317 |
|---------------------------|---|----------|-------|-----------|---|----------|-------|------------|-----|---------------|---------------|----------|-----|---------------|----------|-------------|-----|
| RPI                       | S | Opponent | Score | RPI       | S | Opponent | Score | RPI        | S   | Opponent      | Score         | RPI      | S   | Opponent      | Score    |             |     |
|                           |   |          |       |           |   |          |       | 60         | H   | Ohio          | 48            | 76       | 109 | A             | Ole Miss | 62          | 73  |
|                           |   |          |       |           |   |          |       | 74         | A   | West Virginia | 59            | 82       | 140 | A             | UAB      | 66          | 75  |
|                           |   |          |       |           |   |          |       |            |     |               |               | 192      | H   | Stetson       | 47       | 81          |     |
|                           |   |          |       |           |   |          |       |            |     |               |               | 248      | H   | Norfolk St.   | 60       | 63          |     |
|                           |   |          |       |           |   |          |       |            |     |               |               | 280      | A   | Davidson      | 72       | 82          |     |
|                           |   |          |       |           |   |          |       |            |     |               |               | 301      | A   | Western Caro. | 64       | 73          |     |
| LAST 12 Division I GAMES: |   |          |       |           |   |          |       |            |     |               |               |          |     |               |          |             |     |
|                           |   |          |       | 109       | A | Ole Miss | 62    | 73         | 301 | A             | Western Caro. | 64       | 73  |               |          |             |     |
|                           |   |          |       | 60        | H | Ohio     | 48    | 76         | 280 | A             | Davidson      | 72       | 82  |               |          |             |     |
|                           |   |          |       |           |   |          |       |            | 192 | H             | Stetson       | 47       | 81  |               |          |             |     |
|                           |   |          |       |           |   |          |       |            | 248 | H             | Norfolk St.   | 60       | 63  |               |          |             |     |
|                           |   |          |       |           |   |          |       |            | 74  | A             | West Virginia | 59       | 82  |               |          |             |     |
|                           |   |          |       |           |   |          |       |            | 140 | A             | UAB           | 66       | 75  |               |          |             |     |

Non-Div I Games: Spring Hill 74 58 Brevard 89 42

High Point

Loss, Non-Conf, S Site, H Home A Away N Neutral

|                              |          |           |                |             |               |          |      |       |           |
|------------------------------|----------|-----------|----------------|-------------|---------------|----------|------|-------|-----------|
| Average RPI Win: <b>221</b>  | WON-LOST | WINNING   | LAST 10        | STRENGTH OF | OPP. STRENGTH | TEAM     | ADJ. | CONF. | ADJ CONF. |
| Average RPI Loss: <b>122</b> | RECORD   | PCT. RANK | GAMES          | SCHEDULE    | OF SCHEDULE   | RPI      | RPI  | RPI   | RPI       |
| DIV. I ONLY                  | 7- 3     | 89        | 7- 3           | 235         | 183           | 106      | 106  | 8     | 8         |
| DIV. I NON-CONF.             | 7- 3     | 87        | 7- 3           | 237         | 182           | 105      | 105  | 8     | 8         |
| TOTALS                       | RPI 1-25 | RPI 26-50 | W-L RECORDS    | RPI 51-100  | RPI 101-150   | RPI 150+ |      |       |           |
| 7- 3                         | 0- 1     | 0- 0      | OVERALL        | 1- 1        | 0- 0          | 6- 1     |      |       |           |
| 4- 0                         | 0- 0     | 0- 0      | HOME           | 0- 0        | 0- 0          | 4- 0     |      |       |           |
| 3- 3                         | 0- 1     | 0- 0      | AWAY           | 1- 1        | 0- 0          | 2- 1     |      |       |           |
| 0- 0                         | 0- 0     | 0- 0      | NEUTRAL        | 0- 0        | 0- 0          | 0- 0     |      |       |           |
| 7- 3                         | 0- 1     | 0- 0      | NON-CONFERENCE | 1- 1        | 0- 0          | 6- 1     |      |       |           |
| 4- 0                         | 0- 0     | 0- 0      | HOME           | 0- 0        | 0- 0          | 4- 0     |      |       |           |
| 3- 3                         | 0- 1     | 0- 0      | AWAY           | 1- 1        | 0- 0          | 2- 1     |      |       |           |
| 0- 0                         | 0- 0     | 0- 0      | NEUTRAL        | 0- 0        | 0- 0          | 0- 0     |      |       |           |
| 0- 0                         | 0- 0     | 0- 0      | CONFERENCE     | 0- 0        | 0- 0          | 0- 0     |      |       |           |
| 0- 0                         | 0- 0     | 0- 0      | HOME           | 0- 0        | 0- 0          | 0- 0     |      |       |           |
| 0- 0                         | 0- 0     | 0- 0      | AWAY           | 0- 0        | 0- 0          | 0- 0     |      |       |           |
| 0- 0                         | 0- 0     | 0- 0      | NEUTRAL        | 0- 0        | 0- 0          | 0- 0     |      |       |           |

| RPI 1-25                  |   |                |              | RPI 26-50 |   |              |       | RPI 51-100 |   |                |              | RPI 101+ Team's RPI: 106 |   |                |              |
|---------------------------|---|----------------|--------------|-----------|---|--------------|-------|------------|---|----------------|--------------|--------------------------|---|----------------|--------------|
| RPI                       | S | Opponent       | Score        | RPI       | S | Opponent     | Score | RPI        | S | Opponent       | Score        | RPI                      | S | Opponent       | Score        |
| 16                        | A | Buffalo        | 50 <b>74</b> |           |   |              |       | 71         | A | UC Davis       | 64 60        | 199                      | A | Saint Joseph's | 75 64        |
|                           |   |                |              |           |   |              |       | 95         | A | Navy           | 69 <b>78</b> | 213                      | H | American       | 72 67        |
|                           |   |                |              |           |   |              |       |            |   |                |              | 241                      | A | Stony Brook    | 67 64        |
|                           |   |                |              |           |   |              |       |            |   |                |              | 256                      | A | Sacramento St. | 85 <b>97</b> |
|                           |   |                |              |           |   |              |       |            |   |                |              | 258                      | H | Massachusetts  | 71 55        |
|                           |   |                |              |           |   |              |       |            |   |                |              | 279                      | H | Delaware St.   | 64 44        |
|                           |   |                |              |           |   |              |       |            |   |                |              | 288                      | H | Marist         | 62 42        |
| LAST 12 Division I GAMES: |   |                |              |           |   |              |       |            |   |                |              |                          |   |                |              |
| 199                       | A | Saint Joseph's | 75 64        | 71        | A | UC Davis     | 64 60 | 256        | A | Sacramento St. | 85 <b>97</b> |                          |   |                |              |
| 213                       | H | American       | 72 67        | 279       | H | Delaware St. | 64 44 | 95         | A | Navy           | 69 <b>78</b> |                          |   |                |              |
| 258                       | H | Massachusetts  | 71 55        | 241       | A | Stony Brook  | 67 64 |            |   |                |              |                          |   |                |              |
| 16                        | A | Buffalo        | 50 <b>74</b> | 288       | H | Marist       | 62 42 |            |   |                |              |                          |   |                |              |

Non-Div I Games:

Hofstra

# Holy Cross

Through Games Of Dec. 23, 2016

|                   |          |           |                |            |             |               |      |      |       |           |
|-------------------|----------|-----------|----------------|------------|-------------|---------------|------|------|-------|-----------|
| Average RPI Win:  | 314      | WON-LOST  | WINNING        | LAST 10    | STRENGTH OF | OPP. STRENGTH | TEAM | ADJ. | CONF. | ADJ CONF. |
| Average RPI Loss: | 169      | RECORD    | PCT. RANK      | GAMES      | SCHEDULE    | OF SCHEDULE   | RPI  | RPI  | RPI   | RPI       |
| DIV. I ONLY       | 2- 9     | 293       | 2- 8           | 210        | 286         | 320           | 320  | 24   | 24    |           |
| DIV. I NON-CONF.  | 2- 9     | 292       | 2- 9           | 211        | 284         | 320           | 320  | 24   | 24    |           |
| TOTALS            | RPI 1-25 | RPI 26-50 | W-L RECORDS    | RPI 51-100 | RPI 101-150 | RPI 150+      |      |      |       |           |
| 2- 9              | 0- 0     | 0- 2      | OVERALL        | 0- 1       | 0- 0        | 2- 6          |      |      |       |           |
| 2- 3              | 0- 0     | 0- 1      | HOME           | 0- 1       | 0- 0        | 2- 1          |      |      |       |           |
| 0- 6              | 0- 0     | 0- 1      | AWAY           | 0- 0       | 0- 0        | 0- 5          |      |      |       |           |
| 0- 0              | 0- 0     | 0- 0      | NEUTRAL        | 0- 0       | 0- 0        | 0- 0          |      |      |       |           |
| 2- 9              | 0- 0     | 0- 2      | NON-CONFERENCE | 0- 1       | 0- 0        | 2- 6          |      |      |       |           |
| 2- 3              | 0- 0     | 0- 1      | HOME           | 0- 1       | 0- 0        | 2- 1          |      |      |       |           |
| 0- 6              | 0- 0     | 0- 1      | AWAY           | 0- 0       | 0- 0        | 0- 5          |      |      |       |           |
| 0- 0              | 0- 0     | 0- 0      | NEUTRAL        | 0- 0       | 0- 0        | 0- 0          |      |      |       |           |
| 0- 0              | 0- 0     | 0- 0      | CONFERENCE     | 0- 0       | 0- 0        | 0- 0          |      |      |       |           |
| 0- 0              | 0- 0     | 0- 0      | HOME           | 0- 0       | 0- 0        | 0- 0          |      |      |       |           |
| 0- 0              | 0- 0     | 0- 0      | AWAY           | 0- 0       | 0- 0        | 0- 0          |      |      |       |           |
| 0- 0              | 0- 0     | 0- 0      | NEUTRAL        | 0- 0       | 0- 0        | 0- 0          |      |      |       |           |

| RPI S                     | Opponent        | Score | RPI S | Opponent     | Score | RPI S | Opponent        | Score | RPI S | Opponent | Score | Team's RPI: 320 |
|---------------------------|-----------------|-------|-------|--------------|-------|-------|-----------------|-------|-------|----------|-------|-----------------|
| 29                        | A Arizona St.   | 33 63 | 69    | H Quinnipiac | 55 78 | 160   | H Yale          | 70 71 |       |          |       |                 |
| 37                        | H Penn St.      | 48 84 |       |              |       | 171   | A Manhattan     | 56 60 |       |          |       |                 |
|                           |                 |       |       |              |       | 221   | A Bryant        | 74 76 |       |          |       |                 |
|                           |                 |       |       |              |       | 258   | A Massachusetts | 66 69 |       |          |       |                 |
|                           |                 |       |       |              |       | 275   | A Dartmouth     | 49 53 |       |          |       |                 |
|                           |                 |       |       |              |       | 288   | H Marist        | 50 46 |       |          |       |                 |
|                           |                 |       |       |              |       | 302   | A Vermont       | 52 63 |       |          |       |                 |
|                           |                 |       |       |              |       | 340   | H UMass Lowell  | 62 47 |       |          |       |                 |
| LAST 12 Division I GAMES: |                 |       |       |              |       |       |                 |       |       |          |       |                 |
| 29                        | A Arizona St.   | 33 63 | 275   | A Dartmouth  | 49 53 |       |                 |       |       |          |       |                 |
| 258                       | A Massachusetts | 66 69 | 288   | H Marist     | 50 46 |       |                 |       |       |          |       |                 |
| 340                       | H UMass Lowell  | 62 47 | 69    | H Quinnipiac | 55 78 |       |                 |       |       |          |       |                 |
| 37                        | H Penn St.      | 48 84 | 221   | A Bryant     | 74 76 |       |                 |       |       |          |       |                 |
| 302                       | A Vermont       | 52 63 | 171   | A Manhattan  | 56 60 |       |                 |       |       |          |       |                 |
| 160                       | H Yale          | 70 71 |       |              |       |       |                 |       |       |          |       |                 |

Non-Div I Games:

Holy Cross

Loss, Non-Conf, S Site, H Home A Away N Neutral



|                              |          |           |                |             |               |          |      |       |           |
|------------------------------|----------|-----------|----------------|-------------|---------------|----------|------|-------|-----------|
| Average RPI Win: <b>222</b>  | WON-LOST | WINNING   | LAST 10        | STRENGTH OF | OPP. STRENGTH | TEAM     | ADJ. | CONF. | ADJ CONF. |
| Average RPI Loss: <b>116</b> | RECORD   | PCT. RANK | GAMES          | SCHEDULE    | OF SCHEDULE   | RPI      | RPI  | RPI   | RPI       |
| DIV. I ONLY                  | 6- 6     | 160       | 5- 5           | 184         | 195           | 162      | 162  | 7     | 7         |
| DIV. I NON-CONF.             | 6- 6     | 161       | 6- 6           | 183         | 196           | 163      | 163  | 7     | 7         |
| TOTALS                       | RPI 1-25 | RPI 26-50 | W-L RECORDS    | RPI 51-100  | RPI 101-150   | RPI 150+ |      |       |           |
| 6- 6                         | 0- 0     | 0- 1      | OVERALL        | 0- 2        | 0- 1          | 6- 2     |      |       |           |
| 3- 2                         | 0- 0     | 0- 0      | HOME           | 0- 0        | 0- 1          | 3- 1     |      |       |           |
| 3- 3                         | 0- 0     | 0- 1      | AWAY           | 0- 2        | 0- 0          | 3- 0     |      |       |           |
| 0- 1                         | 0- 0     | 0- 0      | NEUTRAL        | 0- 0        | 0- 0          | 0- 1     |      |       |           |
| 6- 6                         | 0- 0     | 0- 1      | NON-CONFERENCE | 0- 2        | 0- 1          | 6- 2     |      |       |           |
| 3- 2                         | 0- 0     | 0- 0      | HOME           | 0- 0        | 0- 1          | 3- 1     |      |       |           |
| 3- 3                         | 0- 0     | 0- 1      | AWAY           | 0- 2        | 0- 0          | 3- 0     |      |       |           |
| 0- 1                         | 0- 0     | 0- 0      | NEUTRAL        | 0- 0        | 0- 0          | 0- 1     |      |       |           |
| 0- 0                         | 0- 0     | 0- 0      | CONFERENCE     | 0- 0        | 0- 0          | 0- 0     |      |       |           |
| 0- 0                         | 0- 0     | 0- 0      | HOME           | 0- 0        | 0- 0          | 0- 0     |      |       |           |
| 0- 0                         | 0- 0     | 0- 0      | AWAY           | 0- 0        | 0- 0          | 0- 0     |      |       |           |
| 0- 0                         | 0- 0     | 0- 0      | NEUTRAL        | 0- 0        | 0- 0          | 0- 0     |      |       |           |

| RPI S                     | Opponent           | Score | RPI S | Opponent         | Score | RPI S | Opponent       | Score | RPI S | Opponent           | Score | Team's RPI: 162 |
|---------------------------|--------------------|-------|-------|------------------|-------|-------|----------------|-------|-------|--------------------|-------|-----------------|
|                           |                    |       | 34 A  | Texas Tech       | 60 84 | 57 A  | UNLV           | 53 64 | 104 H | Mercer             | 60 64 |                 |
|                           |                    |       |       |                  |       | 89 A  | Long Beach St. | 55 65 | 164 N | Central Ark.       | 55 69 |                 |
|                           |                    |       |       |                  |       |       |                |       | 176 A | Louisiana          | 69 64 |                 |
|                           |                    |       |       |                  |       |       |                |       | 181 H | Col. of Charleston | 79 63 |                 |
|                           |                    |       |       |                  |       |       |                |       | 193 H | Rutgers            | 53 51 |                 |
|                           |                    |       |       |                  |       |       |                |       | 226 A | UTRGV              | 68 52 |                 |
|                           |                    |       |       |                  |       |       |                |       | 245 H | Texas St.          | 56 61 |                 |
|                           |                    |       |       |                  |       |       |                |       | 246 A | UTSA               | 56 49 |                 |
|                           |                    |       |       |                  |       |       |                |       | 307 H | Southeastern La.   | 83 80 |                 |
| LAST 12 Division I GAMES: |                    |       |       |                  |       |       |                |       |       |                    |       |                 |
| 246 A                     | UTSA               | 56 49 | 164 N | Central Ark.     | 55 69 |       |                |       |       |                    |       |                 |
| 176 A                     | Louisiana          | 69 64 | 104 H | Mercer           | 60 64 |       |                |       |       |                    |       |                 |
| 193 H                     | Rutgers            | 53 51 | 245 H | Texas St.        | 56 61 |       |                |       |       |                    |       |                 |
| 34 A                      | Texas Tech         | 60 84 | 89 A  | Long Beach St.   | 55 65 |       |                |       |       |                    |       |                 |
| 181 H                     | Col. of Charleston | 79 63 | 57 A  | UNLV             | 53 64 |       |                |       |       |                    |       |                 |
| 226 A                     | UTRGV              | 68 52 | 307 H | Southeastern La. | 83 80 |       |                |       |       |                    |       |                 |

Non-Div I Games:

Houston

■ Loss, 
 ■ Non-Conf, S Site, 
 ■ Home 
 ■ Away 
 N Neutral

## Houston Baptist

Through Games Of Dec. 23, 2016

|                   |          |           |                |            |             |               |      |      |       |           |
|-------------------|----------|-----------|----------------|------------|-------------|---------------|------|------|-------|-----------|
| Average RPI Win:  | 0        | WON-LOST  | WINNING        | LAST 10    | STRENGTH OF | OPP. STRENGTH | TEAM | ADJ. | CONF. | ADJ CONF. |
| Average RPI Loss: | 170      | RECORD    | PCT. RANK      | GAMES      | SCHEDULE    | OF SCHEDULE   | RPI  | RPI  | RPI   | RPI       |
| DIV. I ONLY       | 0- 7     | 335       | 0- 7           | 238        | 281         | 341           | 341  | 28   | 28    |           |
| DIV. I NON-CONF.  | 0- 7     | 335       | 0- 7           | 240        | 279         | 341           | 341  | 28   | 28    |           |
| TOTALS            | RPI 1-25 | RPI 26-50 | W-L RECORDS    | RPI 51-100 | RPI 101-150 | RPI 150+      |      |      |       |           |
| 0- 7              | 0- 0     | 0- 1      | OVERALL        | 0- 2       | 0- 1        | 0- 3          |      |      |       |           |
| 0- 4              | 0- 0     | 0- 0      | HOME           | 0- 1       | 0- 1        | 0- 2          |      |      |       |           |
| 0- 3              | 0- 0     | 0- 0      | AWAY           | 0- 0       | 0- 0        | 0- 0          |      |      |       |           |
| 0- 0              | 0- 0     | 0- 0      | NEUTRAL        | 0- 0       | 0- 0        | 0- 0          |      |      |       |           |
| 0- 7              | 0- 0     | 0- 1      | NON-CONFERENCE | 0- 2       | 0- 1        | 0- 3          |      |      |       |           |
| 0- 4              | 0- 0     | 0- 0      | HOME           | 0- 1       | 0- 1        | 0- 2          |      |      |       |           |
| 0- 3              | 0- 0     | 0- 1      | AWAY           | 0- 1       | 0- 0        | 0- 1          |      |      |       |           |
| 0- 0              | 0- 0     | 0- 0      | NEUTRAL        | 0- 0       | 0- 0        | 0- 0          |      |      |       |           |
| 0- 0              | 0- 0     | 0- 0      | CONFERENCE     | 0- 0       | 0- 0        | 0- 0          |      |      |       |           |
| 0- 0              | 0- 0     | 0- 0      | HOME           | 0- 0       | 0- 0        | 0- 0          |      |      |       |           |
| 0- 0              | 0- 0     | 0- 0      | AWAY           | 0- 0       | 0- 0        | 0- 0          |      |      |       |           |
| 0- 0              | 0- 0     | 0- 0      | NEUTRAL        | 0- 0       | 0- 0        | 0- 0          |      |      |       |           |

| RPI 1-25                  |   |          |       | RPI 26-50 |   |                |        | RPI 51-100 |   |              |       | RPI 101+ |   |                |       | Team's RPI: 341 |  |
|---------------------------|---|----------|-------|-----------|---|----------------|--------|------------|---|--------------|-------|----------|---|----------------|-------|-----------------|--|
| RPI                       | S | Opponent | Score | RPI       | S | Opponent       | Score  | RPI        | S | Opponent     | Score | RPI      | S | Opponent       | Score |                 |  |
|                           |   |          |       | 32        | A | Baylor         | 43 118 | 73         | H | Oral Roberts | 65 75 | 125      | H | Rice           | 53 79 |                 |  |
|                           |   |          |       |           |   |                |        | 80         | A | Texas        | 46 98 | 236      | H | Texas Southern | 34 50 |                 |  |
|                           |   |          |       |           |   |                |        |            |   |              |       | 303      | A | UTEP           | 45 75 |                 |  |
|                           |   |          |       |           |   |                |        |            |   |              |       | 344      | H | La.-Monroe     | 65 77 |                 |  |
| LAST 12 Division I GAMES: |   |          |       |           |   |                |        |            |   |              |       |          |   |                |       |                 |  |
|                           |   |          |       | 236       | H | Texas Southern | 34 50  | 344        | H | La.-Monroe   | 65 77 |          |   |                |       |                 |  |
|                           |   |          |       | 303       | A | UTEP           | 45 75  |            |   |              |       |          |   |                |       |                 |  |
|                           |   |          |       | 73        | H | Oral Roberts   | 65 75  |            |   |              |       |          |   |                |       |                 |  |
|                           |   |          |       | 125       | H | Rice           | 53 79  |            |   |              |       |          |   |                |       |                 |  |
|                           |   |          |       | 80        | A | Texas          | 46 98  |            |   |              |       |          |   |                |       |                 |  |
|                           |   |          |       | 32        | A | Baylor         | 43 118 |            |   |              |       |          |   |                |       |                 |  |

Non-Div I Games: S'western Assemblie71 52 Arlington Baptist 75 55

Houston Baptist

Loss, Non-Conf, S Site, H Home A Away N Neutral

|                   |          |           |                |            |             |               |      |      |       |           |
|-------------------|----------|-----------|----------------|------------|-------------|---------------|------|------|-------|-----------|
| Average RPI Win:  | 325      | WON-LOST  | WINNING        | LAST 10    | STRENGTH OF | OPP. STRENGTH | TEAM | ADJ. | CONF. | ADJ CONF. |
| Average RPI Loss: | 188      | RECORD    | PCT. RANK      | GAMES      | SCHEDULE    | OF SCHEDULE   | RPI  | RPI  | RPI   | RPI       |
| DIV. I ONLY       | 3- 8     | 259       | 3- 7           | 247        | 341         | 271           | 271  | 31   | 31    |           |
| DIV. I NON-CONF.  | 3- 8     | 259       | 3- 8           | 249        | 341         | 269           | 269  | 31   | 31    |           |
| TOTALS            | RPI 1-25 | RPI 26-50 | W-L RECORDS    | RPI 51-100 | RPI 101-150 | RPI 150+      |      |      |       |           |
| 3- 8              | 0- 1     | 0- 0      | OVERALL        | 0- 1       | 0- 1        | 3- 5          |      |      |       |           |
| 1- 1              | 0- 0     | 0- 0      | HOME           | 0- 0       | 0- 0        | 1- 1          |      |      |       |           |
| 2- 7              | 0- 1     | 0- 0      | AWAY           | 0- 1       | 0- 1        | 2- 4          |      |      |       |           |
| 0- 0              | 0- 0     | 0- 0      | NEUTRAL        | 0- 0       | 0- 0        | 0- 0          |      |      |       |           |
| 3- 8              | 0- 1     | 0- 0      | NON-CONFERENCE | 0- 1       | 0- 1        | 3- 5          |      |      |       |           |
| 1- 1              | 0- 0     | 0- 0      | HOME           | 0- 0       | 0- 0        | 1- 1          |      |      |       |           |
| 2- 7              | 0- 1     | 0- 0      | AWAY           | 0- 1       | 0- 1        | 2- 4          |      |      |       |           |
| 0- 0              | 0- 0     | 0- 0      | NEUTRAL        | 0- 0       | 0- 0        | 0- 0          |      |      |       |           |
| 0- 0              | 0- 0     | 0- 0      | CONFERENCE     | 0- 0       | 0- 0        | 0- 0          |      |      |       |           |
| 0- 0              | 0- 0     | 0- 0      | HOME           | 0- 0       | 0- 0        | 0- 0          |      |      |       |           |
| 0- 0              | 0- 0     | 0- 0      | AWAY           | 0- 0       | 0- 0        | 0- 0          |      |      |       |           |
| 0- 0              | 0- 0     | 0- 0      | NEUTRAL        | 0- 0       | 0- 0        | 0- 0          |      |      |       |           |

| RPI 1-25                  |   |               |        | RPI 26-50 |   |                      |       | RPI 51-100 |   |               |       | RPI 101+ Team's RPI: 271 |   |                      |       |
|---------------------------|---|---------------|--------|-----------|---|----------------------|-------|------------|---|---------------|-------|--------------------------|---|----------------------|-------|
| RPI                       | S | Opponent      | Score  | RPI       | S | Opponent             | Score | RPI        | S | Opponent      | Score | RPI                      | S | Opponent             | Score |
| 25                        | A | Michigan      | 41 109 |           |   |                      |       | 74         | A | West Virginia | 49 95 | 130                      | A | Cornell              | 55 67 |
|                           |   |               |        |           |   |                      |       |            |   |               |       | 206                      | A | Brown                | 78 83 |
|                           |   |               |        |           |   |                      |       |            |   |               |       | 214                      | A | Cincinnati           | 56 66 |
|                           |   |               |        |           |   |                      |       |            |   |               |       | 230                      | A | Robert Morris        | 42 59 |
|                           |   |               |        |           |   |                      |       |            |   |               |       | 292                      | H | Ill.-Chicago         | 63 70 |
|                           |   |               |        |           |   |                      |       |            |   |               |       | 308                      | A | St. Francis Brooklyn | 78 63 |
|                           |   |               |        |           |   |                      |       |            |   |               |       | 318                      | H | Mt. St. Mary's       | 95 62 |
|                           |   |               |        |           |   |                      |       |            |   |               |       | 334                      | A | NJIT                 | 55 70 |
|                           |   |               |        |           |   |                      |       |            |   |               |       | 348                      | A | Fairleigh Dickinson  | 71 68 |
| LAST 12 Division I GAMES: |   |               |        |           |   |                      |       |            |   |               |       |                          |   |                      |       |
| 214                       | A | Cincinnati    | 56 66  | 348       | A | Fairleigh Dickinson  | 71 68 |            |   |               |       |                          |   |                      |       |
| 130                       | A | Cornell       | 55 67  | 292       | H | Ill.-Chicago         | 63 70 |            |   |               |       |                          |   |                      |       |
| 25                        | A | Michigan      | 41 109 | 334       | A | NJIT                 | 55 70 |            |   |               |       |                          |   |                      |       |
| 74                        | A | West Virginia | 49 95  | 318       | H | Mt. St. Mary's       | 95 62 |            |   |               |       |                          |   |                      |       |
| 206                       | A | Brown         | 78 83  | 230       | A | Robert Morris        | 42 59 |            |   |               |       |                          |   |                      |       |
|                           |   |               |        | 308       | A | St. Francis Brooklyn | 78 63 |            |   |               |       |                          |   |                      |       |

Non-Div I Games:

Howard

|                      |      |          |           |                |             |               |            |             |          |           |
|----------------------|------|----------|-----------|----------------|-------------|---------------|------------|-------------|----------|-----------|
| Average RPI Win: 201 |      | WON-LOST | WINNING   | LAST 10        | STRENGTH OF | OPP. STRENGTH | TEAM       | ADJ.        | CONF.    | ADJ CONF. |
| Average RPI Loss: 60 |      | RECORD   | PCT. RANK | GAMES          | SCHEDULE    | OF SCHEDULE   | RPI        | RPI         | RPI      | RPI       |
| DIV. I ONLY          |      | 8- 3     | 68        | 8- 2           | 162         | 144           | 88         | 88          | 12       | 12        |
| DIV. I NON-CONF.     |      | 8- 3     | 67        | 8- 3           | 162         | 144           | 89         | 89          | 12       | 12        |
| TOTALS               |      | RPI 1-25 | RPI 26-50 |                | W-L RECORDS |               | RPI 51-100 | RPI 101-150 | RPI 150+ |           |
| 8- 3                 | 0- 0 | 0- 1     |           | OVERALL        |             | 1- 2          | 2- 0       | 5- 0        |          |           |
| 3- 2                 | 0- 0 | 0- 1     |           | HOME           |             | 1- 1          | 0- 0       | 2- 0        |          |           |
| 5- 1                 | 0- 0 | 0- 0     |           | AWAY           |             | 0- 1          | 2- 0       | 3- 0        |          |           |
| 0- 0                 | 0- 0 | 0- 0     |           | NEUTRAL        |             | 0- 0          | 0- 0       | 0- 0        |          |           |
| 8- 3                 | 0- 0 | 0- 1     |           | NON-CONFERENCE |             | 1- 2          | 2- 0       | 5- 0        |          |           |
| 3- 2                 | 0- 0 | 0- 1     |           | HOME           |             | 1- 1          | 0- 0       | 2- 0        |          |           |
| 5- 1                 | 0- 0 | 0- 0     |           | AWAY           |             | 0- 1          | 2- 0       | 3- 0        |          |           |
| 0- 0                 | 0- 0 | 0- 0     |           | NEUTRAL        |             | 0- 0          | 0- 0       | 0- 0        |          |           |
| 0- 0                 | 0- 0 | 0- 0     |           | CONFERENCE     |             | 0- 0          | 0- 0       | 0- 0        |          |           |
| 0- 0                 | 0- 0 | 0- 0     |           | HOME           |             | 0- 0          | 0- 0       | 0- 0        |          |           |
| 0- 0                 | 0- 0 | 0- 0     |           | AWAY           |             | 0- 0          | 0- 0       | 0- 0        |          |           |
| 0- 0                 | 0- 0 | 0- 0     |           | NEUTRAL        |             | 0- 0          | 0- 0       | 0- 0        |          |           |

| RPI 1-25                  | RPI 26-50            | RPI 51-100                | Team's RPI: 88  | RPI 101+                  |
|---------------------------|----------------------|---------------------------|-----------------|---------------------------|
| RPI S Opponent Score      | RPI S Opponent Score | RPI S Opponent Score      |                 | RPI S Opponent Score      |
|                           | 35  UNI 62  69       | 55  Missouri 73 45        |                 | 144  Indiana St. 45 35    |
|                           |                      | 60  Ohio 65  71           |                 | 146  Purdue 67 62         |
|                           |                      | 86  Belmont 72  78        |                 | 167  VCU 71 62            |
|                           |                      |                           |                 | 234  Miami (OH) 65 53     |
|                           |                      |                           |                 | 244  Ga. Southern 83 57   |
|                           |                      |                           |                 | 292  Ill.-Chicago 67 57   |
|                           |                      |                           |                 | 324  Tennessee Tech 77 63 |
| LAST 12 Division I GAMES: |                      |                           |                 |                           |
| 146  Purdue 67 62         | 86  Belmont 72  78   | 324  Tennessee Tech 77 63 | 60  Ohio 65  71 | 234  Miami (OH) 65 53     |
| 244  Ga. Southern 83 57   | 55  Missouri 73 45   | 144  Indiana St. 45 35    |                 |                           |
| 167  VCU 71 62            |                      |                           |                 |                           |
| 292  Ill.-Chicago 67 57   |                      |                           |                 |                           |
| 35  UNI 62  69            |                      |                           |                 |                           |

Non-Div I Games: Oakland City 95 62

IUPUI

|                   |          |           |                |            |             |               |      |      |       |           |
|-------------------|----------|-----------|----------------|------------|-------------|---------------|------|------|-------|-----------|
| Average RPI Win:  | 249      | WON-LOST  | WINNING        | LAST 10    | STRENGTH OF | OPP. STRENGTH | TEAM | ADJ. | CONF. | ADJ CONF. |
| Average RPI Loss: | 50       | RECORD    | PCT. RANK      | GAMES      | SCHEDULE    | OF SCHEDULE   | RPI  | RPI  | RPI   | RPI       |
| DIV. I ONLY       | 3- 6     | 233       | 3- 6           | 32         | 96          | 92            | 92   | 17   | 17    |           |
| DIV. I NON-CONF.  | 3- 6     | 231       | 3- 6           | 32         | 97          | 93            | 93   | 18   | 18    |           |
| TOTALS            | RPI 1-25 | RPI 26-50 | W-L RECORDS    | RPI 51-100 | RPI 101-150 | RPI 150+      |      |      |       |           |
| 3- 6              | 0- 2     | 0- 2      | OVERALL        | 0- 1       | 1- 1        | 2- 0          |      |      |       |           |
| 0- 0              | 0- 0     | 0- 0      | HOME           | 0- 0       | 0- 0        | 0- 0          |      |      |       |           |
| 3- 3              | 0- 0     | 0- 0      | AWAY           | 0- 0       | 1- 0        | 2- 0          |      |      |       |           |
| 0- 3              | 0- 1     | 0- 1      | NEUTRAL        | 0- 1       | 0- 0        | 0- 0          |      |      |       |           |
| 3- 6              | 0- 2     | 0- 2      | NON-CONFERENCE | 0- 1       | 1- 1        | 2- 0          |      |      |       |           |
| 0- 0              | 0- 0     | 0- 0      | HOME           | 0- 0       | 0- 0        | 0- 0          |      |      |       |           |
| 3- 3              | 0- 1     | 0- 1      | AWAY           | 0- 0       | 1- 1        | 2- 0          |      |      |       |           |
| 0- 3              | 0- 1     | 0- 1      | NEUTRAL        | 0- 1       | 0- 0        | 0- 0          |      |      |       |           |
| 0- 0              | 0- 0     | 0- 0      | CONFERENCE     | 0- 0       | 0- 0        | 0- 0          |      |      |       |           |
| 0- 0              | 0- 0     | 0- 0      | HOME           | 0- 0       | 0- 0        | 0- 0          |      |      |       |           |
| 0- 0              | 0- 0     | 0- 0      | AWAY           | 0- 0       | 0- 0        | 0- 0          |      |      |       |           |
| 0- 0              | 0- 0     | 0- 0      | NEUTRAL        | 0- 0       | 0- 0        | 0- 0          |      |      |       |           |

| RPI 1-25                  |   |            |        | RPI 26-50 |   |                   |        | RPI 51-100 Team's RPI: 92 |   |          |       | RPI 101+ |   |                   |       |
|---------------------------|---|------------|--------|-----------|---|-------------------|--------|---------------------------|---|----------|-------|----------|---|-------------------|-------|
| RPI                       | S | Opponent   | Score  | RPI       | S | Opponent          | Score  | RPI                       | S | Opponent | Score | RPI      | S | Opponent          | Score |
| 7                         | N | Oregon St. | 49 60  | 35        | N | UNI               | 74 76  | 57                        | N | UNLV     | 61 73 | 120      | A | Wyoming           | 74 71 |
| 12                        | A | Washington | 53 105 | 46        | A | Oregon            | 70 73  |                           |   |          |       | 142      | A | Grand Canyon      | 60 64 |
|                           |   |            |        |           |   |                   |        |                           |   |          |       | 278      | A | Seattle U         | 68 64 |
|                           |   |            |        |           |   |                   |        |                           |   |          |       | 349      | A | Cal St. Fullerton | 88 86 |
| LAST 12 Division I GAMES: |   |            |        |           |   |                   |        |                           |   |          |       |          |   |                   |       |
| 46                        | A | Oregon     | 70 73  | 57        | N | UNLV              | 61 73  |                           |   |          |       |          |   |                   |       |
| 120                       | A | Wyoming    | 74 71  | 7         | N | Oregon St.        | 49 60  |                           |   |          |       |          |   |                   |       |
| 278                       | A | Seattle U  | 68 64  | 142       | A | Grand Canyon      | 60 64  |                           |   |          |       |          |   |                   |       |
|                           |   |            |        | 35        | N | UNI               | 74 76  |                           |   |          |       |          |   |                   |       |
|                           |   |            |        | 12        | A | Washington        | 53 105 |                           |   |          |       |          |   |                   |       |
|                           |   |            |        | 349       | A | Cal St. Fullerton | 88 86  |                           |   |          |       |          |   |                   |       |

Non-Div I Games: Central Wash. 79 45

Idaho

|                   |          |           |                |            |             |               |      |      |       |           |
|-------------------|----------|-----------|----------------|------------|-------------|---------------|------|------|-------|-----------|
| Average RPI Win:  | 286      | WON-LOST  | WINNING        | LAST 10    | STRENGTH OF | OPP. STRENGTH | TEAM | ADJ. | CONF. | ADJ CONF. |
| Average RPI Loss: | 99       | RECORD    | PCT. RANK      | GAMES      | SCHEDULE    | OF SCHEDULE   | RPI  | RPI  | RPI   | RPI       |
| DIV. I ONLY       | 5- 5     | 160       | 5- 4           | 263        | 166         | 187           | 187  | 17   | 17    |           |
| DIV. I NON-CONF.  | 5- 5     | 161       | 5- 5           | 264        | 167         | 188           | 188  | 18   | 18    |           |
| TOTALS            | RPI 1-25 | RPI 26-50 | W-L RECORDS    | RPI 51-100 | RPI 101-150 | RPI 150+      |      |      |       |           |
| 5- 5              | 0- 1     | 0- 0      | OVERALL        | 0- 2       | 0- 1        | 5- 1          |      |      |       |           |
| 3- 0              | 0- 0     | 0- 0      | HOME           | 0- 0       | 0- 0        | 3- 0          |      |      |       |           |
| 1- 4              | 0- 0     | 0- 0      | AWAY           | 0- 0       | 0- 0        | 1- 0          |      |      |       |           |
| 1- 1              | 0- 0     | 0- 0      | NEUTRAL        | 0- 0       | 0- 1        | 1- 0          |      |      |       |           |
| 5- 5              | 0- 1     | 0- 0      | NON-CONFERENCE | 0- 2       | 0- 1        | 5- 1          |      |      |       |           |
| 3- 0              | 0- 0     | 0- 0      | HOME           | 0- 0       | 0- 0        | 3- 0          |      |      |       |           |
| 1- 4              | 0- 1     | 0- 0      | AWAY           | 0- 2       | 0- 0        | 1- 1          |      |      |       |           |
| 1- 1              | 0- 0     | 0- 0      | NEUTRAL        | 0- 0       | 0- 1        | 1- 0          |      |      |       |           |
| 0- 0              | 0- 0     | 0- 0      | CONFERENCE     | 0- 0       | 0- 0        | 0- 0          |      |      |       |           |
| 0- 0              | 0- 0     | 0- 0      | HOME           | 0- 0       | 0- 0        | 0- 0          |      |      |       |           |
| 0- 0              | 0- 0     | 0- 0      | AWAY           | 0- 0       | 0- 0        | 0- 0          |      |      |       |           |
| 0- 0              | 0- 0     | 0- 0      | NEUTRAL        | 0- 0       | 0- 0        | 0- 0          |      |      |       |           |

| RPI 1-25                  |   |             |       | RPI 26-50 |   |          |       | RPI 51-100 |   |               |       | RPI 101+ Team's RPI: 187 |   |               |       |
|---------------------------|---|-------------|-------|-----------|---|----------|-------|------------|---|---------------|-------|--------------------------|---|---------------|-------|
| RPI                       | S | Opponent    | Score | RPI       | S | Opponent | Score | RPI        | S | Opponent      | Score | RPI                      | S | Opponent      | Score |
| 7                         | A | Oregon St.  | 38 61 |           |   |          |       | 79         | A | Colorado      | 56 85 | 123                      | N | James Madison | 53 83 |
|                           |   |             |       |           |   |          |       | 87         | A | Santa Clara   | 78 82 | 175                      | A | Wisconsin     | 42 35 |
|                           |   |             |       |           |   |          |       |            |   |               |       | 201                      | A | Utah St.      | 56 69 |
|                           |   |             |       |           |   |          |       |            |   |               |       | 280                      | N | Davidson      | 70 58 |
|                           |   |             |       |           |   |          |       |            |   |               |       | 310                      | H | UC Irvine     | 65 54 |
|                           |   |             |       |           |   |          |       |            |   |               |       | 327                      | H | Utah Valley   | 61 56 |
|                           |   |             |       |           |   |          |       |            |   |               |       | 339                      | H | Denver        | 65 64 |
| LAST 12 Division I GAMES: |   |             |       |           |   |          |       |            |   |               |       |                          |   |               |       |
| 327                       | H | Utah Valley | 61 56 | 280       | N | Davidson | 70 58 | 123        | N | James Madison | 53 83 | 310                      | H | UC Irvine     | 65 54 |
| 339                       | H | Denver      | 65 64 | 79        | A | Colorado | 56 85 | 7          | A | Oregon St.    | 38 61 | 87                       | A | Santa Clara   | 78 82 |
| 175                       | A | Wisconsin   | 42 35 | 201       | A | Utah St. | 56 69 |            |   |               |       |                          |   |               |       |

Non-Div I Games: Montana Tech 77 55

Idaho St.

## Ill.-Chicago

Through Games Of Dec. 23, 2016

|                   |          |           |                |            |             |               |      |      |       |           |
|-------------------|----------|-----------|----------------|------------|-------------|---------------|------|------|-------|-----------|
| Average RPI Win:  | 271      | WON-LOST  | WINNING        | LAST 10    | STRENGTH OF | OPP. STRENGTH | TEAM | ADJ. | CONF. | ADJ CONF. |
| Average RPI Loss: | 167      | RECORD    | PCT. RANK      | GAMES      | SCHEDULE    | OF SCHEDULE   | RPI  | RPI  | RPI   | RPI       |
| DIV. I ONLY       | 1- 8     | 317       | 1- 8           | 151        | 299         | 292           | 292  | 20   | 20    |           |
| DIV. I NON-CONF.  | 1- 8     | 315       | 1- 8           | 152        | 299         | 291           | 291  | 20   | 20    |           |
| TOTALS            | RPI 1-25 | RPI 26-50 | W-L RECORDS    | RPI 51-100 | RPI 101-150 | RPI 150+      |      |      |       |           |
| 1- 8              | 0- 0     | 0- 1      | OVERALL        | 0- 2       | 0- 1        | 1- 4          |      |      |       |           |
| 0- 4              | 0- 0     | 0- 0      | HOME           | 0- 1       | 0- 0        | 0- 3          |      |      |       |           |
| 1- 4              | 0- 0     | 0- 1      | AWAY           | 0- 1       | 0- 1        | 1- 1          |      |      |       |           |
| 0- 0              | 0- 0     | 0- 0      | NEUTRAL        | 0- 0       | 0- 0        | 0- 0          |      |      |       |           |
| 1- 8              | 0- 0     | 0- 1      | NON-CONFERENCE | 0- 2       | 0- 1        | 1- 4          |      |      |       |           |
| 0- 4              | 0- 0     | 0- 0      | HOME           | 0- 1       | 0- 0        | 0- 3          |      |      |       |           |
| 1- 4              | 0- 0     | 0- 1      | AWAY           | 0- 1       | 0- 1        | 1- 1          |      |      |       |           |
| 0- 0              | 0- 0     | 0- 0      | NEUTRAL        | 0- 0       | 0- 0        | 0- 0          |      |      |       |           |
| 0- 0              | 0- 0     | 0- 0      | CONFERENCE     | 0- 0       | 0- 0        | 0- 0          |      |      |       |           |
| 0- 0              | 0- 0     | 0- 0      | HOME           | 0- 0       | 0- 0        | 0- 0          |      |      |       |           |
| 0- 0              | 0- 0     | 0- 0      | AWAY           | 0- 0       | 0- 0        | 0- 0          |      |      |       |           |
| 0- 0              | 0- 0     | 0- 0      | NEUTRAL        | 0- 0       | 0- 0        | 0- 0          |      |      |       |           |

| RPI 1-25                  |   |          |       | RPI 26-50 |   |               |       | RPI 51-100 |   |              |       | RPI 101+ Team's RPI: 292 |   |               |       |
|---------------------------|---|----------|-------|-----------|---|---------------|-------|------------|---|--------------|-------|--------------------------|---|---------------|-------|
| RPI                       | S | Opponent | Score | RPI       | S | Opponent      | Score | RPI        | S | Opponent     | Score | RPI                      | S | Opponent      | Score |
|                           |   |          |       | 45        | A | Northwestern  | 44 88 | 85         | A | Virginia     | 39 76 | 107                      | A | Toledo        | 51 79 |
|                           |   |          |       |           |   |               |       | 88         | H | IUPUI        | 57 67 | 178                      | A | Central Mich. | 55 77 |
|                           |   |          |       |           |   |               |       |            |   |              |       | 218                      | H | Bradley       | 56 65 |
|                           |   |          |       |           |   |               |       |            |   |              |       | 271                      | A | Howard        | 70 63 |
|                           |   |          |       |           |   |               |       |            |   |              |       | 281                      | H | Illinois St.  | 52 59 |
|                           |   |          |       |           |   |               |       |            |   |              |       | 331                      | H | Fort Wayne    | 55 61 |
| LAST 12 Division I GAMES: |   |          |       |           |   |               |       |            |   |              |       |                          |   |               |       |
|                           |   |          |       | 271       | A | Howard        | 70 63 | 218        | H | Bradley      | 56 65 |                          |   |               |       |
|                           |   |          |       | 85        | A | Virginia      | 39 76 | 88         | H | IUPUI        | 57 67 |                          |   |               |       |
|                           |   |          |       | 45        | A | Northwestern  | 44 88 | 281        | H | Illinois St. | 52 59 |                          |   |               |       |
|                           |   |          |       | 331       | H | Fort Wayne    | 55 61 |            |   |              |       |                          |   |               |       |
|                           |   |          |       | 178       | A | Central Mich. | 55 77 |            |   |              |       |                          |   |               |       |
|                           |   |          |       | 107       | A | Toledo        | 51 79 |            |   |              |       |                          |   |               |       |

Non-Div I Games: Lake Forest 84 48 Robert Morris (IL) 106 58

Ill.-Chicago

Loss, Non-Conf, S Site, H Home A Away N Neutral

|                   |          |           |                |            |             |               |      |      |       |           |
|-------------------|----------|-----------|----------------|------------|-------------|---------------|------|------|-------|-----------|
| Average RPI Win:  | 272      | WON-LOST  | WINNING        | LAST 10    | STRENGTH OF | OPP. STRENGTH | TEAM | ADJ. | CONF. | ADJ CONF. |
| Average RPI Loss: | 123      | RECORD    | PCT. RANK      | GAMES      | SCHEDULE    | OF SCHEDULE   | RPI  | RPI  | RPI   | RPI       |
| DIV. I ONLY       | 5- 8     | 219       | 4- 6           | 82         | 312         | 222           | 222  | 5    | 5     |           |
| DIV. I NON-CONF.  | 5- 8     | 219       | 5- 7           | 84         | 312         | 223           | 223  | 5    | 5     |           |
| TOTALS            | RPI 1-25 | RPI 26-50 | W-L RECORDS    | RPI 51-100 | RPI 101-150 | RPI 150+      |      |      |       |           |
| 5- 8              | 0- 0     | 0- 1      | OVERALL        | 0- 2       | 0- 2        | 5- 3          |      |      |       |           |
| 5- 4              | 0- 0     | 0- 0      | HOME           | 0- 1       | 0- 1        | 5- 2          |      |      |       |           |
| 0- 4              | 0- 0     | 0- 1      | AWAY           | 0- 1       | 0- 1        | 0- 1          |      |      |       |           |
| 0- 0              | 0- 0     | 0- 0      | NEUTRAL        | 0- 0       | 0- 0        | 0- 0          |      |      |       |           |
| 5- 8              | 0- 0     | 0- 1      | NON-CONFERENCE | 0- 2       | 0- 2        | 5- 3          |      |      |       |           |
| 5- 4              | 0- 0     | 0- 0      | HOME           | 0- 1       | 0- 1        | 5- 2          |      |      |       |           |
| 0- 4              | 0- 0     | 0- 1      | AWAY           | 0- 1       | 0- 1        | 0- 1          |      |      |       |           |
| 0- 0              | 0- 0     | 0- 0      | NEUTRAL        | 0- 0       | 0- 0        | 0- 0          |      |      |       |           |
| 0- 0              | 0- 0     | 0- 0      | CONFERENCE     | 0- 0       | 0- 0        | 0- 0          |      |      |       |           |
| 0- 0              | 0- 0     | 0- 0      | HOME           | 0- 0       | 0- 0        | 0- 0          |      |      |       |           |
| 0- 0              | 0- 0     | 0- 0      | AWAY           | 0- 0       | 0- 0        | 0- 0          |      |      |       |           |
| 0- 0              | 0- 0     | 0- 0      | NEUTRAL        | 0- 0       | 0- 0        | 0- 0          |      |      |       |           |

| RPI S                     | Opponent            | Score | RPI S | Opponent      | Score | RPI S | Opponent          | Score | RPI S | Opponent            | Score | Team's RPI: 222 |
|---------------------------|---------------------|-------|-------|---------------|-------|-------|-------------------|-------|-------|---------------------|-------|-----------------|
| 47                        | A South Dakota      | 68 77 | 60    | A Ohio        | 68 80 | 104   | H Mercer          | 33 51 | 116   | A George Washington | 56 72 |                 |
|                           |                     |       | 63    | H Wake Forest | 70 79 | 178   | A Central Mich.   | 51 82 | 184   | H FGCU              | 82 73 |                 |
|                           |                     |       |       |               |       | 196   | H Marshall        | 53 55 | 219   | H Memphis           | 54 64 |                 |
|                           |                     |       |       |               |       | 228   | H Wright St.      | 76 72 | 298   | H USC Upstate       | 77 57 |                 |
|                           |                     |       |       |               |       | 321   | H Ark.-Pine Bluff | 70 58 | 331   | H Fort Wayne        | 56 33 |                 |
| LAST 12 Division I GAMES: |                     |       |       |               |       |       |                   |       |       |                     |       |                 |
| 47                        | A South Dakota      | 68 77 | 60    | A Ohio        | 68 80 | 178   | A Central Mich.   | 51 82 | 184   | H FGCU              | 82 73 |                 |
| 116                       | A George Washington | 56 72 | 228   | H Wright St.  | 76 72 | 219   | H Memphis         | 54 64 | 321   | H Ark.-Pine Bluff   | 70 58 |                 |
| 331                       | H Fort Wayne        | 56 33 | 298   | H USC Upstate | 77 57 |       |                   |       |       |                     |       |                 |
| 63                        | H Wake Forest       | 70 79 |       |               |       |       |                   |       |       |                     |       |                 |
| 104                       | H Mercer            | 33 51 |       |               |       |       |                   |       |       |                     |       |                 |
| 298                       | H USC Upstate       | 77 57 |       |               |       |       |                   |       |       |                     |       |                 |

Non-Div I Games:

Illinois



|                   |          |           |                |            |             |               |      |      |       |           |
|-------------------|----------|-----------|----------------|------------|-------------|---------------|------|------|-------|-----------|
| Average RPI Win:  | 305      | WON-LOST  | WINNING        | LAST 10    | STRENGTH OF | OPP. STRENGTH | TEAM | ADJ. | CONF. | ADJ CONF. |
| Average RPI Loss: | 133      | RECORD    | PCT. RANK      | GAMES      | SCHEDULE    | OF SCHEDULE   | RPI  | RPI  | RPI   | RPI       |
| DIV. I ONLY       | 3- 8     | 259       | 3- 7           | 201        | 265         | 281           | 281  | 13   | 13    |           |
| DIV. I NON-CONF.  | 3- 8     | 259       | 3- 8           | 202        | 264         | 279           | 279  | 13   | 13    |           |
| TOTALS            | RPI 1-25 | RPI 26-50 | W-L RECORDS    | RPI 51-100 | RPI 101-150 | RPI 150+      |      |      |       |           |
| 3- 8              | 0- 0     | 0- 1      | OVERALL        | 0- 0       | 0- 4        | 3- 3          |      |      |       |           |
| 2- 4              | 0- 0     | 0- 0      | HOME           | 0- 0       | 0- 2        | 2- 2          |      |      |       |           |
| 1- 4              | 0- 0     | 0- 1      | AWAY           | 0- 0       | 0- 2        | 1- 1          |      |      |       |           |
| 0- 0              | 0- 0     | 0- 0      | NEUTRAL        | 0- 0       | 0- 0        | 0- 0          |      |      |       |           |
| 3- 8              | 0- 0     | 0- 1      | NON-CONFERENCE | 0- 0       | 0- 4        | 3- 3          |      |      |       |           |
| 2- 4              | 0- 0     | 0- 0      | HOME           | 0- 0       | 0- 2        | 2- 2          |      |      |       |           |
| 1- 4              | 0- 0     | 0- 1      | AWAY           | 0- 0       | 0- 2        | 1- 1          |      |      |       |           |
| 0- 0              | 0- 0     | 0- 0      | NEUTRAL        | 0- 0       | 0- 0        | 0- 0          |      |      |       |           |
| 0- 0              | 0- 0     | 0- 0      | CONFERENCE     | 0- 0       | 0- 0        | 0- 0          |      |      |       |           |
| 0- 0              | 0- 0     | 0- 0      | HOME           | 0- 0       | 0- 0        | 0- 0          |      |      |       |           |
| 0- 0              | 0- 0     | 0- 0      | AWAY           | 0- 0       | 0- 0        | 0- 0          |      |      |       |           |
| 0- 0              | 0- 0     | 0- 0      | NEUTRAL        | 0- 0       | 0- 0        | 0- 0          |      |      |       |           |

| RPI 1-25                  |   |               | RPI 26-50 |     |   | RPI 51-100   |       |     | RPI 101+ |               |        | Team's RPI: 281 |
|---------------------------|---|---------------|-----------|-----|---|--------------|-------|-----|----------|---------------|--------|-----------------|
| RPI                       | S | Opponent      | Score     | RPI | S | Opponent     | Score | RPI | S        | Opponent      | Score  |                 |
|                           |   |               |           | 29  | A | Arizona St.  | 40 76 |     |          |               |        |                 |
|                           |   |               |           |     |   |              |       | 113 | H        | George Mason  | 46 72  |                 |
|                           |   |               |           |     |   |              |       | 115 | A        | Western Ill.  | 50 80  |                 |
|                           |   |               |           |     |   |              |       | 121 | A        | Northern Ill. | 66 108 |                 |
|                           |   |               |           |     |   |              |       | 145 | H        | Milwaukee     | 60 68  |                 |
|                           |   |               |           |     |   |              |       | 160 | H        | Yale          | 45 59  |                 |
|                           |   |               |           |     |   |              |       | 175 | H        | Wisconsin     | 46 64  |                 |
|                           |   |               |           |     |   |              |       | 209 | A        | SIUE          | 80 92  |                 |
|                           |   |               |           |     |   |              |       | 292 | A        | Ill.-Chicago  | 59 52  |                 |
|                           |   |               |           |     |   |              |       | 309 | H        | Valparaiso    | 77 56  |                 |
|                           |   |               |           |     |   |              |       | 314 | H        | Eastern Ill.  | 60 49  |                 |
| LAST 12 Division I GAMES: |   |               |           |     |   |              |       |     |          |               |        |                 |
| 175                       | H | Wisconsin     | 46 64     | 209 | A | SIUE         | 80 92 |     |          |               |        |                 |
| 314                       | H | Eastern Ill.  | 60 49     | 115 | A | Western Ill. | 50 80 |     |          |               |        |                 |
| 121                       | A | Northern Ill. | 66 108    | 113 | H | George Mason | 46 72 |     |          |               |        |                 |
| 160                       | H | Yale          | 45 59     | 145 | H | Milwaukee    | 60 68 |     |          |               |        |                 |
| 309                       | H | Valparaiso    | 77 56     | 29  | A | Arizona St.  | 40 76 |     |          |               |        |                 |
| 292                       | A | Ill.-Chicago  | 59 52     |     |   |              |       |     |          |               |        |                 |

Non-Div I Games:

Illinois St.

|                       |          |          |           |         |                |               |             |      |          |           |
|-----------------------|----------|----------|-----------|---------|----------------|---------------|-------------|------|----------|-----------|
| Average RPI Win: 0    |          | WON-LOST | WINNING   | LAST 10 | STRENGTH OF    | OPP. STRENGTH | TEAM        | ADJ. | CONF.    | ADJ CONF. |
| Average RPI Loss: 234 |          | RECORD   | PCT. RANK | GAMES   | SCHEDULE       | OF SCHEDULE   | RPI         | RPI  | RPI      | RPI       |
| DIV. I ONLY           |          | 0- 9     | 335       | 0- 9    | 274            | 345           | 345         | 345  | 28       | 28        |
| DIV. I NON-CONF.      |          | 0- 9     | 335       | 0- 9    | 275            | 345           | 345         | 345  | 28       | 28        |
| TOTALS                | RPI 1-25 |          | RPI 26-50 |         | W-L RECORDS    | RPI 51-100    | RPI 101-150 |      | RPI 150+ |           |
| 0- 9                  | 0- 0     |          | 0- 0      |         | OVERALL        | 0- 0          | 0- 1        |      | 0- 8     |           |
| 0- 2                  | 0- 0     |          | 0- 0      |         | HOME           | 0- 0          | 0- 1        |      | 0- 1     |           |
| 0- 5                  | 0- 0     |          | 0- 0      |         | AWAY           | 0- 0          | 0- 0        |      | 0- 0     |           |
| 0- 2                  | 0- 0     |          | 0- 0      |         | NEUTRAL        | 0- 0          | 0- 0        |      | 0- 2     |           |
| 0- 9                  | 0- 0     |          | 0- 0      |         | NON-CONFERENCE | 0- 0          | 0- 1        |      | 0- 8     |           |
| 0- 2                  | 0- 0     |          | 0- 0      |         | HOME           | 0- 0          | 0- 1        |      | 0- 1     |           |
| 0- 5                  | 0- 0     |          | 0- 0      |         | AWAY           | 0- 0          | 0- 0        |      | 0- 5     |           |
| 0- 2                  | 0- 0     |          | 0- 0      |         | NEUTRAL        | 0- 0          | 0- 0        |      | 0- 2     |           |
| 0- 0                  | 0- 0     |          | 0- 0      |         | CONFERENCE     | 0- 0          | 0- 0        |      | 0- 0     |           |
| 0- 0                  | 0- 0     |          | 0- 0      |         | HOME           | 0- 0          | 0- 0        |      | 0- 0     |           |
| 0- 0                  | 0- 0     |          | 0- 0      |         | AWAY           | 0- 0          | 0- 0        |      | 0- 0     |           |
| 0- 0                  | 0- 0     |          | 0- 0      |         | NEUTRAL        | 0- 0          | 0- 0        |      | 0- 0     |           |

| RPI 1-25                  |   |          |       | RPI 26-50 |   |           |       | RPI 51-100 |     |          |               | RPI 101+ |    |               |       | Team's RPI: 345 |  |
|---------------------------|---|----------|-------|-----------|---|-----------|-------|------------|-----|----------|---------------|----------|----|---------------|-------|-----------------|--|
| RPI                       | S | Opponent | Score | RPI       | S | Opponent  | Score | RPI        | S   | Opponent | Score         | RPI      | S  | Opponent      | Score |                 |  |
|                           |   |          |       |           |   |           |       |            |     |          |               | 125      | H  | Rice          | 43    | 60              |  |
|                           |   |          |       |           |   |           |       |            |     |          |               | 151      | A  | TCU           | 40    | 88              |  |
|                           |   |          |       |           |   |           |       |            |     |          |               | 201      | N  | Utah St.      | 46    | 79              |  |
|                           |   |          |       |           |   |           |       |            |     |          |               | 223      | A  | Wichita St.   | 63    | 73              |  |
|                           |   |          |       |           |   |           |       |            |     |          |               | 245      | A  | Texas St.     | 50    | 67              |  |
|                           |   |          |       |           |   |           |       |            |     |          |               | 257      | H  | Eastern Mich. | 47    | 66              |  |
|                           |   |          |       |           |   |           |       |            |     |          |               | 274      | A  | North Texas   | 61    | 84              |  |
|                           |   |          |       |           |   |           |       |            |     |          |               | 283      | N  | Murray St.    | 68    | 72              |  |
|                           |   |          |       |           |   |           |       |            |     |          |               | 343      | A  | Montana       | 56    | 61              |  |
| LAST 12 Division I GAMES: |   |          |       |           |   |           |       |            |     |          |               |          |    |               |       |                 |  |
|                           |   |          |       | 201       | N | Utah St.  | 46    | 79         | 223 | A        | Wichita St.   | 63       | 73 |               |       |                 |  |
|                           |   |          |       | 343       | A | Montana   | 56    | 61         | 283 | N        | Murray St.    | 68       | 72 |               |       |                 |  |
|                           |   |          |       | 245       | A | Texas St. | 50    | 67         | 274 | A        | North Texas   | 61       | 84 |               |       |                 |  |
|                           |   |          |       | 151       | A | TCU       | 40    | 88         | 125 | H        | Rice          | 43       | 60 |               |       |                 |  |
|                           |   |          |       |           |   |           |       |            | 257 | H        | Eastern Mich. | 47       | 66 |               |       |                 |  |

|                  |                |     |    |
|------------------|----------------|-----|----|
| Non-Div I Games: | LSU-Alexandria | 106 | 79 |
|------------------|----------------|-----|----|

Incarnate Word

■ Loss, ■ Non-Conf, S Site, H Home A Away N Neutral

## Indiana

Through Games Of Dec. 23, 2016

|                   |          |           |                |            |             |               |      |      |       |           |
|-------------------|----------|-----------|----------------|------------|-------------|---------------|------|------|-------|-----------|
| Average RPI Win:  | 211      | WON-LOST  | WINNING        | LAST 10    | STRENGTH OF | OPP. STRENGTH | TEAM | ADJ. | CONF. | ADJ CONF. |
| Average RPI Loss: | 83       | RECORD    | PCT. RANK      | GAMES      | SCHEDULE    | OF SCHEDULE   | RPI  | RPI  | RPI   | RPI       |
| DIV. I ONLY       | 10- 3    | 57        | 7- 3           | 176        | 207         | 70            | 70   | 5    | 5     |           |
| DIV. I NON-CONF.  | 10- 3    | 57        | 9- 3           | 175        | 207         | 71            | 71   | 5    | 5     |           |
| TOTALS            | RPI 1-25 | RPI 26-50 | W-L RECORDS    | RPI 51-100 | RPI 101-150 | RPI 150+      |      |      |       |           |
| 10- 3             | 0- 0     | 0- 1      | OVERALL        | 2- 1       | 1- 1        | 7- 0          |      |      |       |           |
| 6- 0              | 0- 0     | 0- 0      | HOME           | 1- 0       | 0- 0        | 5- 0          |      |      |       |           |
| 2- 3              | 0- 0     | 0- 1      | AWAY           | 0- 1       | 1- 1        | 1- 0          |      |      |       |           |
| 2- 0              | 0- 0     | 0- 0      | NEUTRAL        | 1- 0       | 0- 0        | 1- 0          |      |      |       |           |
| 10- 3             | 0- 0     | 0- 1      | NON-CONFERENCE | 2- 1       | 1- 1        | 7- 0          |      |      |       |           |
| 6- 0              | 0- 0     | 0- 0      | HOME           | 1- 0       | 0- 0        | 5- 0          |      |      |       |           |
| 2- 3              | 0- 0     | 0- 1      | AWAY           | 0- 1       | 1- 1        | 1- 0          |      |      |       |           |
| 2- 0              | 0- 0     | 0- 0      | NEUTRAL        | 1- 0       | 0- 0        | 1- 0          |      |      |       |           |
| 0- 0              | 0- 0     | 0- 0      | CONFERENCE     | 0- 0       | 0- 0        | 0- 0          |      |      |       |           |
| 0- 0              | 0- 0     | 0- 0      | HOME           | 0- 0       | 0- 0        | 0- 0          |      |      |       |           |
| 0- 0              | 0- 0     | 0- 0      | AWAY           | 0- 0       | 0- 0        | 0- 0          |      |      |       |           |
| 0- 0              | 0- 0     | 0- 0      | NEUTRAL        | 0- 0       | 0- 0        | 0- 0          |      |      |       |           |

| RPI S                     | Opponent     | Score  | RPI S       | Opponent           | Score  | RPI S                   | Opponent | Score  | RPI S              | Opponent | Score  |
|---------------------------|--------------|--------|-------------|--------------------|--------|-------------------------|----------|--------|--------------------|----------|--------|
|                           |              |        | 40 A Auburn |                    | 67 71  | 58 N Florida            |          | 102 88 | 131 A Western Ky.  |          | 74 85  |
|                           |              |        |             |                    |        | 62 H Vanderbilt         |          | 94 61  | 134 A Chattanooga  |          | 79 76  |
|                           |              |        |             |                    |        | 78 A North Carolina St. |          | 70 84  | 205 H Oakland      |          | 84 59  |
|                           |              |        |             |                    |        |                         |          |        | 211 H Presbyterian |          | 71 37  |
|                           |              |        |             |                    |        |                         |          |        | 241 N Stony Brook  |          | 74 60  |
|                           |              |        |             |                    |        |                         |          |        | 272 H Northern Ky. |          | 100 49 |
|                           |              |        |             |                    |        |                         |          |        | 274 A North Texas  |          | 94 64  |
|                           |              |        |             |                    |        |                         |          |        | 309 H Valparaiso   |          | 87 58  |
|                           |              |        |             |                    |        |                         |          |        | 340 H UMass Lowell |          | 79 45  |
| LAST 12 Division I GAMES: |              |        |             |                    |        |                         |          |        |                    |          |        |
| 241 N                     | Stony Brook  | 74 60  | 205 H       | Oakland            | 84 59  |                         |          |        |                    |          |        |
| 58 N                      | Florida      | 102 88 | 309 H       | Valparaiso         | 87 58  |                         |          |        |                    |          |        |
| 340 H                     | UMass Lowell | 79 45  | 272 H       | Northern Ky.       | 100 49 |                         |          |        |                    |          |        |
| 131 A                     | Western Ky.  | 74 85  | 274 A       | North Texas        | 94 64  |                         |          |        |                    |          |        |
| 134 A                     | Chattanooga  | 79 76  | 78 A        | North Carolina St. | 70 84  |                         |          |        |                    |          |        |
| 62 H                      | Vanderbilt   | 94 61  | 40 A        | Auburn             | 67 71  |                         |          |        |                    |          |        |

Non-Div I Games:

Indiana

■ Loss, 
 ■ Non-Conf, S Site, 
 ■ Home 
 ■ Away 
 N Neutral

|                   |          |           |                |            |             |               |      |      |       |           |
|-------------------|----------|-----------|----------------|------------|-------------|---------------|------|------|-------|-----------|
| Average RPI Win:  | 229      | WON-LOST  | WINNING        | LAST 10    | STRENGTH OF | OPP. STRENGTH | TEAM | ADJ. | CONF. | ADJ CONF. |
| Average RPI Loss: | 161      | RECORD    | PCT. RANK      | GAMES      | SCHEDULE    | OF SCHEDULE   | RPI  | RPI  | RPI   | RPI       |
| DIV. I ONLY       | 6- 5     | 147       | 5- 5           | 239        | 205         | 144           | 144  | 13   | 13    |           |
| DIV. I NON-CONF.  | 6- 5     | 148       | 6- 5           | 241        | 205         | 145           | 145  | 13   | 13    |           |
| TOTALS            | RPI 1-25 | RPI 26-50 | W-L RECORDS    | RPI 51-100 | RPI 101-150 | RPI 150+      |      |      |       |           |
| 6- 5              | 0- 0     | 0- 0      | OVERALL        | 0- 2       | 0- 0        | 6- 3          |      |      |       |           |
| 2- 1              | 0- 0     | 0- 0      | HOME           | 0- 1       | 0- 0        | 2- 0          |      |      |       |           |
| 4- 4              | 0- 0     | 0- 0      | AWAY           | 0- 1       | 0- 0        | 4- 3          |      |      |       |           |
| 0- 0              | 0- 0     | 0- 0      | NEUTRAL        | 0- 0       | 0- 0        | 0- 0          |      |      |       |           |
| 6- 5              | 0- 0     | 0- 0      | NON-CONFERENCE | 0- 2       | 0- 0        | 6- 3          |      |      |       |           |
| 2- 1              | 0- 0     | 0- 0      | HOME           | 0- 1       | 0- 0        | 2- 0          |      |      |       |           |
| 4- 4              | 0- 0     | 0- 0      | AWAY           | 0- 1       | 0- 0        | 4- 3          |      |      |       |           |
| 0- 0              | 0- 0     | 0- 0      | NEUTRAL        | 0- 0       | 0- 0        | 0- 0          |      |      |       |           |
| 0- 0              | 0- 0     | 0- 0      | CONFERENCE     | 0- 0       | 0- 0        | 0- 0          |      |      |       |           |
| 0- 0              | 0- 0     | 0- 0      | HOME           | 0- 0       | 0- 0        | 0- 0          |      |      |       |           |
| 0- 0              | 0- 0     | 0- 0      | AWAY           | 0- 0       | 0- 0        | 0- 0          |      |      |       |           |
| 0- 0              | 0- 0     | 0- 0      | NEUTRAL        | 0- 0       | 0- 0        | 0- 0          |      |      |       |           |

| RPI 1-25                  |   |               | RPI 26-50 |     |   | RPI 51-100   |            |     | RPI 101+ |          |                 | Team's RPI: 144 |
|---------------------------|---|---------------|-----------|-----|---|--------------|------------|-----|----------|----------|-----------------|-----------------|
| RPI                       | S | Opponent      | Score     | RPI | S | Opponent     | Score      | RPI | S        | Opponent | Score           |                 |
|                           |   |               |           |     |   | 55           | A Missouri | 48  | 77       | 156      | A Saint Louis   | 70 67           |
|                           |   |               |           |     |   | 88           | H IUPUI    | 35  | 45       | 168      | A Omaha         | 45 72           |
|                           |   |               |           |     |   |              |            |     |          | 185      | H Tulsa         | 72 68           |
|                           |   |               |           |     |   |              |            |     |          | 214      | A Cincinnati    | 63 55           |
|                           |   |               |           |     |   |              |            |     |          | 224      | A Butler        | 48 66           |
|                           |   |               |           |     |   |              |            |     |          | 234      | A Miami (OH)    | 62 54           |
|                           |   |               |           |     |   |              |            |     |          | 270      | A Fla. Atlantic | 67 70           |
|                           |   |               |           |     |   |              |            |     |          | 272      | H Northern Ky.  | 58 38           |
|                           |   |               |           |     |   |              |            |     |          | 314      | A Eastern Ill.  | 88 61           |
| LAST 12 Division I GAMES: |   |               |           |     |   |              |            |     |          |          |                 |                 |
| 185                       | H | Tulsa         | 72 68     | 156 | A | Saint Louis  | 70 67      |     |          |          |                 |                 |
| 224                       | A | Butler        | 48 66     | 234 | A | Miami (OH)   | 62 54      |     |          |          |                 |                 |
| 214                       | A | Cincinnati    | 63 55     | 88  | H | IUPUI        | 35 45      |     |          |          |                 |                 |
| 270                       | A | Fla. Atlantic | 67 70     | 314 | A | Eastern Ill. | 88 61      |     |          |          |                 |                 |
| 272                       | H | Northern Ky.  | 58 38     | 168 | A | Omaha        | 45 72      |     |          |          |                 |                 |
|                           |   |               |           | 55  | A | Missouri     | 48 77      |     |          |          |                 |                 |

Non-Div I Games:

Indiana St.

|                   |          |           |                |            |             |               |      |      |       |           |
|-------------------|----------|-----------|----------------|------------|-------------|---------------|------|------|-------|-----------|
| Average RPI Win:  | 197      | WON-LOST  | WINNING        | LAST 10    | STRENGTH OF | OPP. STRENGTH | TEAM | ADJ. | CONF. | ADJ CONF. |
| Average RPI Loss: | 147      | RECORD    | PCT. RANK      | GAMES      | SCHEDULE    | OF SCHEDULE   | RPI  | RPI  | RPI   | RPI       |
| DIV. I ONLY       | 6- 5     | 147       | 5- 5           | 252        | 109         | 180           | 180  | 18   | 18    |           |
| DIV. I NON-CONF.  | 5- 4     | 141       | 5- 4           | 230        | 80          | 161           | 161  | 17   | 17    |           |
| TOTALS            | RPI 1-25 | RPI 26-50 | W-L RECORDS    | RPI 51-100 | RPI 101-150 | RPI 150+      |      |      |       |           |
| 6- 5              | 0- 0     | 0- 1      | OVERALL        | 1- 2       | 0- 0        | 5- 2          |      |      |       |           |
| 5- 1              | 0- 0     | 0- 0      | HOME           | 1- 1       | 0- 0        | 4- 0          |      |      |       |           |
| 1- 4              | 0- 0     | 0- 1      | AWAY           | 0- 1       | 0- 0        | 1- 2          |      |      |       |           |
| 0- 0              | 0- 0     | 0- 0      | NEUTRAL        | 0- 0       | 0- 0        | 0- 0          |      |      |       |           |
| 5- 4              | 0- 0     | 0- 1      | NON-CONFERENCE | 1- 2       | 0- 0        | 4- 1          |      |      |       |           |
| 4- 1              | 0- 0     | 0- 0      | HOME           | 1- 1       | 0- 0        | 3- 0          |      |      |       |           |
| 1- 3              | 0- 0     | 0- 1      | AWAY           | 0- 1       | 0- 0        | 1- 1          |      |      |       |           |
| 0- 0              | 0- 0     | 0- 0      | NEUTRAL        | 0- 0       | 0- 0        | 0- 0          |      |      |       |           |
| 1- 1              | 0- 0     | 0- 0      | CONFERENCE     | 0- 0       | 0- 0        | 1- 1          |      |      |       |           |
| 1- 0              | 0- 0     | 0- 0      | HOME           | 0- 0       | 0- 0        | 1- 0          |      |      |       |           |
| 0- 1              | 0- 0     | 0- 0      | AWAY           | 0- 0       | 0- 0        | 0- 1          |      |      |       |           |
| 0- 0              | 0- 0     | 0- 0      | NEUTRAL        | 0- 0       | 0- 0        | 0- 0          |      |      |       |           |

| RPI S                     | Opponent               | Score | RPI S | Opponent    | Score | RPI S | Opponent               | Score | RPI S | Opponent      | Score | Team's RPI: 180 |
|---------------------------|------------------------|-------|-------|-------------|-------|-------|------------------------|-------|-------|---------------|-------|-----------------|
| 37                        | A Penn St.             | 67 80 | 65    | H Duquesne  | 58 61 | 167   | A VCU                  | 59 57 | 171   | H Manhattan   | 70 53 |                 |
|                           |                        |       | 95    | A Navy      | 68 73 | 199   | H Saint Joseph's       | 58 57 | 241   | H Stony Brook | 57 46 |                 |
|                           |                        |       | 97    | H Fordham   | 55 46 | 266   | A Fairfield            | 59 68 | 274   | A North Texas | 55 66 |                 |
|                           |                        |       |       |             |       | 308   | H St. Francis Brooklyn | 62 46 |       |               |       |                 |
| LAST 12 Division I GAMES: |                        |       |       |             |       |       |                        |       |       |               |       |                 |
| 37                        | A Penn St.             | 67 80 | 266   | A Fairfield | 59 68 | 171   | H Manhattan            | 70 53 | 95    | A Navy        | 68 73 |                 |
| 308                       | H St. Francis Brooklyn | 62 46 | 167   | A VCU       | 59 57 | 274   | A North Texas          | 55 66 | 65    | H Duquesne    | 58 61 |                 |
| 97                        | H Fordham              | 55 46 |       |             |       |       |                        |       |       |               |       |                 |
| 199                       | H Saint Joseph's       | 58 57 |       |             |       |       |                        |       |       |               |       |                 |
| 241                       | H Stony Brook          | 57 46 |       |             |       |       |                        |       |       |               |       |                 |

Non-Div I Games:

Iona

|                   |          |           |                |            |             |               |      |      |       |           |
|-------------------|----------|-----------|----------------|------------|-------------|---------------|------|------|-------|-----------|
| Average RPI Win:  | 139      | WON-LOST  | WINNING        | LAST 10    | STRENGTH OF | OPP. STRENGTH | TEAM | ADJ. | CONF. | ADJ CONF. |
| Average RPI Loss: | 27       | RECORD    | PCT. RANK      | GAMES      | SCHEDULE    | OF SCHEDULE   | RPI  | RPI  | RPI   | RPI       |
| DIV. I ONLY       | 9- 4     | 96        | 0- 1           | 26         | 53          | 49            | 49   | 5    | 5     |           |
| DIV. I NON-CONF.  | 9- 4     | 95        | 0- 1           | 27         | 53          | 49            | 49   | 5    | 5     |           |
| TOTALS            | RPI 1-25 | RPI 26-50 | W-L RECORDS    | RPI 51-100 | RPI 101-150 | RPI 150+      |      |      |       |           |
| 9- 4              | 0- 1     | 1- 3      | OVERALL        | 3- 0       | 2- 0        | 3- 0          |      |      |       |           |
| 7- 2              | 0- 1     | 1- 1      | HOME           | 3- 0       | 0- 0        | 3- 0          |      |      |       |           |
| 1- 1              | 0- 0     | 0- 1      | AWAY           | 0- 0       | 1- 0        | 0- 0          |      |      |       |           |
| 1- 1              | 0- 0     | 0- 1      | NEUTRAL        | 0- 0       | 1- 0        | 0- 0          |      |      |       |           |
| 9- 4              | 0- 1     | 1- 3      | NON-CONFERENCE | 3- 0       | 2- 0        | 3- 0          |      |      |       |           |
| 7- 2              | 0- 1     | 1- 1      | HOME           | 3- 0       | 0- 0        | 3- 0          |      |      |       |           |
| 1- 1              | 0- 0     | 0- 1      | AWAY           | 0- 0       | 1- 0        | 0- 0          |      |      |       |           |
| 1- 1              | 0- 0     | 0- 1      | NEUTRAL        | 0- 0       | 1- 0        | 0- 0          |      |      |       |           |
| 0- 0              | 0- 0     | 0- 0      | CONFERENCE     | 0- 0       | 0- 0        | 0- 0          |      |      |       |           |
| 0- 0              | 0- 0     | 0- 0      | HOME           | 0- 0       | 0- 0        | 0- 0          |      |      |       |           |
| 0- 0              | 0- 0     | 0- 0      | AWAY           | 0- 0       | 0- 0        | 0- 0          |      |      |       |           |
| 0- 0              | 0- 0     | 0- 0      | NEUTRAL        | 0- 0       | 0- 0        | 0- 0          |      |      |       |           |

| RPI 1-25                  |   |            |       | RPI 26-50 |   |                  |       | Team's RPI: 49 |   |               |       | RPI 51-100 |   |               |       | RPI 101+ |   |          |       |
|---------------------------|---|------------|-------|-----------|---|------------------|-------|----------------|---|---------------|-------|------------|---|---------------|-------|----------|---|----------|-------|
| RPI                       | S | Opponent   | Score | RPI       | S | Opponent         | Score | RPI            | S | Opponent      | Score | RPI        | S | Opponent      | Score | RPI      | S | Opponent | Score |
| 2                         | H | Notre Dame | 58 73 | 30        | N | UCLA             | 65 78 | 73             | H | Oral Roberts  | 96 76 | 123        | N | James Madison | 90 75 |          |   |          |       |
|                           |   |            |       | 33        | A | Drake            | 76 81 | 93             | H | Iowa St.      | 88 76 | 148        | A | North Dakota  | 75 60 |          |   |          |       |
|                           |   |            |       | 35        | H | UNI              | 88 39 | 98             | H | Hampton       | 84 51 | 195        | H | Kent St.      | 83 48 |          |   |          |       |
|                           |   |            |       | 44        | H | South Dakota St. | 64 66 |                |   |               |       | 230        | H | Robert Morris | 81 60 |          |   |          |       |
|                           |   |            |       |           |   |                  |       |                |   |               |       | 258        | H | Massachusetts | 71 30 |          |   |          |       |
| LAST 12 Division I GAMES: |   |            |       |           |   |                  |       |                |   |               |       |            |   |               |       |          |   |          |       |
|                           |   |            |       | 44        | H | South Dakota St. | 64 66 | 93             | H | Iowa St.      | 88 76 |            |   |               |       |          |   |          |       |
|                           |   |            |       | 195       | H | Kent St.         | 83 48 | 35             | H | UNI           | 88 39 |            |   |               |       |          |   |          |       |
|                           |   |            |       | 33        | A | Drake            | 76 81 | 2              | H | Notre Dame    | 58 73 |            |   |               |       |          |   |          |       |
|                           |   |            |       | 230       | H | Robert Morris    | 81 60 | 123            | N | James Madison | 90 75 |            |   |               |       |          |   |          |       |
|                           |   |            |       | 148       | A | North Dakota     | 75 60 | 30             | N | UCLA          | 65 78 |            |   |               |       |          |   |          |       |
|                           |   |            |       | 98        | H | Hampton          | 84 51 | 258            | H | Massachusetts | 71 30 |            |   |               |       |          |   |          |       |

Non-Div I Games:

Iowa

|                   |          |           |                |            |             |               |      |      |       |           |
|-------------------|----------|-----------|----------------|------------|-------------|---------------|------|------|-------|-----------|
| Average RPI Win:  | 184      | WON-LOST  | WINNING        | LAST 10    | STRENGTH OF | OPP. STRENGTH | TEAM | ADJ. | CONF. | ADJ CONF. |
| Average RPI Loss: | 27       | RECORD    | PCT. RANK      | GAMES      | SCHEDULE    | OF SCHEDULE   | RPI  | RPI  | RPI   | RPI       |
| DIV. I ONLY       | 9- 2     | 37        | 8- 2           | 214        | 35          | 93            | 93   | 4    | 4     |           |
| DIV. I NON-CONF.  | 9- 2     | 37        | 9- 2           | 215        | 35          | 94            | 94   | 4    | 4     |           |
| TOTALS            | RPI 1-25 | RPI 26-50 | W-L RECORDS    | RPI 51-100 | RPI 101-150 | RPI 150+      |      |      |       |           |
| 9- 2              | 0- 1     | 2- 1      | OVERALL        | 0- 0       | 1- 0        | 6- 0          |      |      |       |           |
| 9- 1              | 0- 1     | 2- 0      | HOME           | 0- 0       | 1- 0        | 6- 0          |      |      |       |           |
| 0- 1              | 0- 0     | 0- 1      | AWAY           | 0- 0       | 0- 0        | 0- 0          |      |      |       |           |
| 0- 0              | 0- 0     | 0- 0      | NEUTRAL        | 0- 0       | 0- 0        | 0- 0          |      |      |       |           |
| 9- 2              | 0- 1     | 2- 1      | NON-CONFERENCE | 0- 0       | 1- 0        | 6- 0          |      |      |       |           |
| 9- 1              | 0- 1     | 2- 0      | HOME           | 0- 0       | 1- 0        | 6- 0          |      |      |       |           |
| 0- 1              | 0- 0     | 0- 1      | AWAY           | 0- 0       | 0- 0        | 0- 0          |      |      |       |           |
| 0- 0              | 0- 0     | 0- 0      | NEUTRAL        | 0- 0       | 0- 0        | 0- 0          |      |      |       |           |
| 0- 0              | 0- 0     | 0- 0      | CONFERENCE     | 0- 0       | 0- 0        | 0- 0          |      |      |       |           |
| 0- 0              | 0- 0     | 0- 0      | HOME           | 0- 0       | 0- 0        | 0- 0          |      |      |       |           |
| 0- 0              | 0- 0     | 0- 0      | AWAY           | 0- 0       | 0- 0        | 0- 0          |      |      |       |           |
| 0- 0              | 0- 0     | 0- 0      | NEUTRAL        | 0- 0       | 0- 0        | 0- 0          |      |      |       |           |

| RPI 1-25                  |   |                 |       | RPI 26-50 |   |                  |       | RPI 51-100 |   |                 |        | Team's RPI: 93 | RPI 101+ |   |                  |        |
|---------------------------|---|-----------------|-------|-----------|---|------------------|-------|------------|---|-----------------|--------|----------------|----------|---|------------------|--------|
| RPI                       | S | Opponent        | Score | RPI       | S | Opponent         | Score | RPI        | S | Opponent        | Score  |                | RPI      | S | Opponent         | Score  |
| 5                         | H | Mississippi St. | 81 85 | 33        | H | Drake            | 75 67 |            |   |                 |        |                | 121      | H | Northern Ill.    | 97 89  |
|                           |   |                 |       | 35        | H | UNI              | 76 68 |            |   |                 |        |                | 158      | H | New Orleans      | 100 63 |
|                           |   |                 |       | 49        | A | Iowa             | 76 88 |            |   |                 |        |                | 190      | H | Sacred Heart     | 76 56  |
|                           |   |                 |       |           |   |                  |       |            |   |                 |        |                | 269      | H | UC Santa Barbara | 77 60  |
|                           |   |                 |       |           |   |                  |       |            |   |                 |        |                | 277      | H | Arkansas St.     | 105 53 |
|                           |   |                 |       |           |   |                  |       |            |   |                 |        |                | 279      | H | Delaware St.     | 88 57  |
|                           |   |                 |       |           |   |                  |       |            |   |                 |        |                | 296      | H | Savannah St.     | 74 51  |
| LAST 12 Division I GAMES: |   |                 |       |           |   |                  |       |            |   |                 |        |                |          |   |                  |        |
|                           |   |                 |       | 190       | H | Sacred Heart     | 76 56 | 158        | H | New Orleans     | 100 63 |                |          |   |                  |        |
|                           |   |                 |       | 279       | H | Delaware St.     | 88 57 | 5          | H | Mississippi St. | 81 85  |                |          |   |                  |        |
|                           |   |                 |       | 121       | H | Northern Ill.    | 97 89 | 277        | H | Arkansas St.    | 105 53 |                |          |   |                  |        |
|                           |   |                 |       | 49        | A | Iowa             | 76 88 | 296        | H | Savannah St.    | 74 51  |                |          |   |                  |        |
|                           |   |                 |       | 269       | H | UC Santa Barbara | 77 60 | 33         | H | Drake           | 75 67  |                |          |   |                  |        |
|                           |   |                 |       |           |   |                  |       | 35         | H | UNI             | 76 68  |                |          |   |                  |        |

Non-Div I Games:

Iowa St.

|                       |          |          |           |         |                |               |             |      |          |           |
|-----------------------|----------|----------|-----------|---------|----------------|---------------|-------------|------|----------|-----------|
| Average RPI Win: 258  |          | WON-LOST | WINNING   | LAST 10 | STRENGTH OF    | OPP. STRENGTH | TEAM        | ADJ. | CONF.    | ADJ CONF. |
| Average RPI Loss: 252 |          | RECORD   | PCT. RANK | GAMES   | SCHEDULE       | OF SCHEDULE   | RPI         | RPI  | RPI      | RPI       |
| DIV. I ONLY           |          | 2- 4     | 233       | 2- 4    | 344            | 250           | 330         | 330  | 29       | 29        |
| DIV. I NON-CONF.      |          | 2- 4     | 231       | 2- 4    | 344            | 247           | 330         | 330  | 29       | 29        |
| TOTALS                | RPI 1-25 |          | RPI 26-50 |         | W-L RECORDS    | RPI 51-100    | RPI 101-150 |      | RPI 150+ |           |
| 2- 4                  | 0- 0     |          | 0- 0      |         | OVERALL        | 0- 0          | 0- 1        |      | 2- 3     |           |
| 1- 0                  | 0- 0     |          | 0- 0      |         | HOME           | 0- 0          | 0- 0        |      | 1- 0     |           |
| 0- 4                  | 0- 0     |          | 0- 0      |         | AWAY           | 0- 0          | 0- 0        |      | 0- 1     |           |
| 1- 0                  | 0- 0     |          | 0- 0      |         | NEUTRAL        | 0- 0          | 0- 0        |      | 1- 0     |           |
| 2- 4                  | 0- 0     |          | 0- 0      |         | NON-CONFERENCE | 0- 0          | 0- 1        |      | 2- 3     |           |
| 1- 0                  | 0- 0     |          | 0- 0      |         | HOME           | 0- 0          | 0- 0        |      | 1- 0     |           |
| 0- 4                  | 0- 0     |          | 0- 0      |         | AWAY           | 0- 0          | 0- 1        |      | 0- 3     |           |
| 1- 0                  | 0- 0     |          | 0- 0      |         | NEUTRAL        | 0- 0          | 0- 0        |      | 1- 0     |           |
| 0- 0                  | 0- 0     |          | 0- 0      |         | CONFERENCE     | 0- 0          | 0- 0        |      | 0- 0     |           |
| 0- 0                  | 0- 0     |          | 0- 0      |         | HOME           | 0- 0          | 0- 0        |      | 0- 0     |           |
| 0- 0                  | 0- 0     |          | 0- 0      |         | AWAY           | 0- 0          | 0- 0        |      | 0- 0     |           |
| 0- 0                  | 0- 0     |          | 0- 0      |         | NEUTRAL        | 0- 0          | 0- 0        |      | 0- 0     |           |

| RPI 1-25                  |   |          |       | RPI 26-50 |   |                    |       | RPI 51-100 |   |              |       | RPI 101+ |   |                    |       | Team's RPI: 330 |  |
|---------------------------|---|----------|-------|-----------|---|--------------------|-------|------------|---|--------------|-------|----------|---|--------------------|-------|-----------------|--|
| RPI                       | S | Opponent | Score | RPI       | S | Opponent           | Score | RPI        | S | Opponent     | Score | RPI      | S | Opponent           | Score |                 |  |
|                           |   |          |       |           |   |                    |       |            |   |              |       | 109      | A | Ole Miss           | 41    | 89              |  |
|                           |   |          |       |           |   |                    |       |            |   |              |       | 208      | N | Saint Francis (PA) | 88    | 84              |  |
|                           |   |          |       |           |   |                    |       |            |   |              |       | 270      | A | Fla. Atlantic      | 58    | 67              |  |
|                           |   |          |       |           |   |                    |       |            |   |              |       | 304      | A | Nicholls St.       | 76    | 83              |  |
|                           |   |          |       |           |   |                    |       |            |   |              |       | 307      | H | Southeastern La.   | 83    | 66              |  |
|                           |   |          |       |           |   |                    |       |            |   |              |       | 326      | A | Northwestern St.   | 65    | 83              |  |
| LAST 12 Division I GAMES: |   |          |       |           |   |                    |       |            |   |              |       |          |   |                    |       |                 |  |
|                           |   |          |       | 208       | N | Saint Francis (PA) | 88 84 | 304        | A | Nicholls St. | 76 83 |          |   |                    |       |                 |  |
|                           |   |          |       | 270       | A | Fla. Atlantic      | 58 67 |            |   |              |       |          |   |                    |       |                 |  |
|                           |   |          |       | 307       | H | Southeastern La.   | 83 66 |            |   |              |       |          |   |                    |       |                 |  |
|                           |   |          |       | 326       | A | Northwestern St.   | 65 83 |            |   |              |       |          |   |                    |       |                 |  |
|                           |   |          |       | 109       | A | Ole Miss           | 41 89 |            |   |              |       |          |   |                    |       |                 |  |

|                  |               |    |    |              |    |    |      |    |    |
|------------------|---------------|----|----|--------------|----|----|------|----|----|
| Non-Div I Games: | Blue Mountain | 86 | 54 | LeMoyne-Owen | 88 | 67 | Lane | 57 | 52 |
|------------------|---------------|----|----|--------------|----|----|------|----|----|

Jackson St.

■ Loss, ■ Non-Conf, S Site, H Home A Away N Neutral



Jacksonville

Through Games Of Dec. 23, 2016

|                   |          |           |                |            |             |               |      |      |       |           |
|-------------------|----------|-----------|----------------|------------|-------------|---------------|------|------|-------|-----------|
| Average RPI Win:  | 247      | WON-LOST  | WINNING        | LAST 10    | STRENGTH OF | OPP. STRENGTH | TEAM | ADJ. | CONF. | ADJ CONF. |
| Average RPI Loss: | 24       | RECORD    | PCT. RANK      | GAMES      | SCHEDULE    | OF SCHEDULE   | RPI  | RPI  | RPI   | RPI       |
| DIV. I ONLY       | 6- 3     | 102       | 5- 3           | 187        | 107         | 105           | 105  | 27   | 27    |           |
| DIV. I NON-CONF.  | 6- 3     | 100       | 6- 3           | 187        | 109         | 104           | 104  | 27   | 27    |           |
| TOTALS            | RPI 1-25 | RPI 26-50 | W-L RECORDS    | RPI 51-100 | RPI 101-150 | RPI 150+      |      |      |       |           |
| 6- 3              | 0- 1     | 0- 2      | OVERALL        | 0- 0       | 1- 0        | 5- 0          |      |      |       |           |
| 4- 0              | 0- 0     | 0- 0      | HOME           | 0- 0       | 1- 0        | 3- 0          |      |      |       |           |
| 2- 2              | 0- 1     | 0- 1      | AWAY           | 0- 0       | 0- 0        | 2- 0          |      |      |       |           |
| 0- 1              | 0- 0     | 0- 1      | NEUTRAL        | 0- 0       | 0- 0        | 0- 0          |      |      |       |           |
| 6- 3              | 0- 1     | 0- 2      | NON-CONFERENCE | 0- 0       | 1- 0        | 5- 0          |      |      |       |           |
| 4- 0              | 0- 0     | 0- 0      | HOME           | 0- 0       | 1- 0        | 3- 0          |      |      |       |           |
| 2- 2              | 0- 1     | 0- 1      | AWAY           | 0- 0       | 0- 0        | 2- 0          |      |      |       |           |
| 0- 1              | 0- 0     | 0- 1      | NEUTRAL        | 0- 0       | 0- 0        | 0- 0          |      |      |       |           |
| 0- 0              | 0- 0     | 0- 0      | CONFERENCE     | 0- 0       | 0- 0        | 0- 0          |      |      |       |           |
| 0- 0              | 0- 0     | 0- 0      | HOME           | 0- 0       | 0- 0        | 0- 0          |      |      |       |           |
| 0- 0              | 0- 0     | 0- 0      | AWAY           | 0- 0       | 0- 0        | 0- 0          |      |      |       |           |
| 0- 0              | 0- 0     | 0- 0      | NEUTRAL        | 0- 0       | 0- 0        | 0- 0          |      |      |       |           |

| RPI S                     | Opponent          | Score | RPI S | Opponent         | Score | RPI S | Opponent | Score | RPI S | Opponent          | Score | Team's RPI: 105 |
|---------------------------|-------------------|-------|-------|------------------|-------|-------|----------|-------|-------|-------------------|-------|-----------------|
| 6                         | A Florida St.     | 47 90 | 26    | N North Carolina | 57 87 |       |          |       | 149   | H Troy            | 77 70 |                 |
|                           |                   |       | 39    | A South Fla.     | 52 64 |       |          |       | 183   | H South Ala.      | 62 55 |                 |
|                           |                   |       |       |                  |       |       |          |       | 233   | A FIU             | 71 56 |                 |
|                           |                   |       |       |                  |       |       |          |       | 296   | A Savannah St.    | 55 40 |                 |
|                           |                   |       |       |                  |       |       |          |       | 304   | H Nicholls St.    | 76 71 |                 |
|                           |                   |       |       |                  |       |       |          |       | 316   | H Bethune-Cookman | 69 63 |                 |
| LAST 12 Division I GAMES: |                   |       |       |                  |       |       |          |       |       |                   |       |                 |
| 304                       | H Nicholls St.    | 76 71 | 26    | N North Carolina | 57 87 |       |          |       |       |                   |       |                 |
| 39                        | A South Fla.      | 52 64 | 149   | H Troy           | 77 70 |       |          |       |       |                   |       |                 |
| 6                         | A Florida St.     | 47 90 | 233   | A FIU            | 71 56 |       |          |       |       |                   |       |                 |
| 316                       | H Bethune-Cookman | 69 63 | 296   | A Savannah St.   | 55 40 |       |          |       |       |                   |       |                 |
|                           |                   |       | 183   | H South Ala.     | 62 55 |       |          |       |       |                   |       |                 |

Non-Div I Games: Thomas (GA) 100 43 Johnson & Wales (FI110 31 Fla. Memorial 76 51

Jacksonville

Loss, Non-Conf, S Site, H Home A Away N Neutral

|                   |          |           |                |            |             |               |      |      |       |           |
|-------------------|----------|-----------|----------------|------------|-------------|---------------|------|------|-------|-----------|
| Average RPI Win:  | 302      | WON-LOST  | WINNING        | LAST 10    | STRENGTH OF | OPP. STRENGTH | TEAM | ADJ. | CONF. | ADJ CONF. |
| Average RPI Loss: | 125      | RECORD    | PCT. RANK      | GAMES      | SCHEDULE    | OF SCHEDULE   | RPI  | RPI  | RPI   | RPI       |
| DIV. I ONLY       | 6- 5     | 147       | 5- 4           | 335        | 111         | 243           | 243  | 26   | 26    |           |
| DIV. I NON-CONF.  | 6- 5     | 148       | 6- 5           | 335        | 112         | 244           | 244  | 26   | 26    |           |
| TOTALS            | RPI 1-25 | RPI 26-50 | W-L RECORDS    | RPI 51-100 | RPI 101-150 | RPI 150+      |      |      |       |           |
| 6- 5              | 0- 1     | 0- 0      | OVERALL        | 0- 1       | 0- 1        | 6- 2          |      |      |       |           |
| 2- 2              | 0- 0     | 0- 0      | HOME           | 0- 1       | 0- 0        | 2- 1          |      |      |       |           |
| 3- 3              | 0- 1     | 0- 0      | AWAY           | 0- 0       | 0- 1        | 3- 1          |      |      |       |           |
| 1- 0              | 0- 0     | 0- 0      | NEUTRAL        | 0- 0       | 0- 0        | 1- 0          |      |      |       |           |
| 6- 5              | 0- 1     | 0- 0      | NON-CONFERENCE | 0- 1       | 0- 1        | 6- 2          |      |      |       |           |
| 2- 2              | 0- 0     | 0- 0      | HOME           | 0- 1       | 0- 0        | 2- 1          |      |      |       |           |
| 3- 3              | 0- 1     | 0- 0      | AWAY           | 0- 0       | 0- 1        | 3- 1          |      |      |       |           |
| 1- 0              | 0- 0     | 0- 0      | NEUTRAL        | 0- 0       | 0- 0        | 1- 0          |      |      |       |           |
| 0- 0              | 0- 0     | 0- 0      | CONFERENCE     | 0- 0       | 0- 0        | 0- 0          |      |      |       |           |
| 0- 0              | 0- 0     | 0- 0      | HOME           | 0- 0       | 0- 0        | 0- 0          |      |      |       |           |
| 0- 0              | 0- 0     | 0- 0      | AWAY           | 0- 0       | 0- 0        | 0- 0          |      |      |       |           |
| 0- 0              | 0- 0     | 0- 0      | NEUTRAL        | 0- 0       | 0- 0        | 0- 0          |      |      |       |           |

| RPI 1-25                  |   |              |       | RPI 26-50 |   |               |       | RPI 51-100 |   |          |       | RPI 101+ Team's RPI: 243 |   |               |       |
|---------------------------|---|--------------|-------|-----------|---|---------------|-------|------------|---|----------|-------|--------------------------|---|---------------|-------|
| RPI                       | S | Opponent     | Score | RPI       | S | Opponent      | Score | RPI        | S | Opponent | Score | RPI                      | S | Opponent      | Score |
| 6                         | A | Florida St.  | 62 73 |           |   |               |       | 82         | H | Clemson  | 63 69 | 109                      | A | Ole Miss      | 50 68 |
|                           |   |              |       |           |   |               |       |            |   |          |       | 158                      | H | New Orleans   | 79 81 |
|                           |   |              |       |           |   |               |       |            |   |          |       | 244                      | H | Ga. Southern  | 67 55 |
|                           |   |              |       |           |   |               |       |            |   |          |       | 270                      | A | Fla. Atlantic | 55 63 |
|                           |   |              |       |           |   |               |       |            |   |          |       | 295                      | A | Alcorn        | 70 66 |
|                           |   |              |       |           |   |               |       |            |   |          |       | 296                      | A | Savannah St.  | 64 57 |
|                           |   |              |       |           |   |               |       |            |   |          |       | 304                      | H | Nicholls St.  | 75 52 |
|                           |   |              |       |           |   |               |       |            |   |          |       | 328                      | A | Kennesaw St.  | 65 59 |
|                           |   |              |       |           |   |               |       |            |   |          |       | 347                      | N | Florida A&M   | 66 54 |
| LAST 12 Division I GAMES: |   |              |       |           |   |               |       |            |   |          |       |                          |   |               |       |
| 82                        | H | Clemson      | 63 69 | 295       | A | Alcorn        | 70 66 |            |   |          |       |                          |   |               |       |
| 304                       | H | Nicholls St. | 75 52 | 296       | A | Savannah St.  | 64 57 |            |   |          |       |                          |   |               |       |
| 109                       | A | Ole Miss     | 50 68 | 347       | N | Florida A&M   | 66 54 |            |   |          |       |                          |   |               |       |
| 328                       | A | Kennesaw St. | 65 59 | 270       | A | Fla. Atlantic | 55 63 |            |   |          |       |                          |   |               |       |
| 6                         | A | Florida St.  | 62 73 | 158       | H | New Orleans   | 79 81 |            |   |          |       |                          |   |               |       |
|                           |   |              |       | 244       | H | Ga. Southern  | 67 55 |            |   |          |       |                          |   |               |       |

Non-Div I Games: Brewton Parker 89 26

Jacksonville St.

■ Loss, 
 ■ Non-Conf, 
 ■ S Site, 
 ■ H Home 
 ■ A Away 
 N Neutral

|                   |          |           |                |            |             |               |      |      |       |           |
|-------------------|----------|-----------|----------------|------------|-------------|---------------|------|------|-------|-----------|
| Average RPI Win:  | 225      | WON-LOST  | WINNING        | LAST 10    | STRENGTH OF | OPP. STRENGTH | TEAM | ADJ. | CONF. | ADJ CONF. |
| Average RPI Loss: | 37       | RECORD    | PCT. RANK      | GAMES      | SCHEDULE    | OF SCHEDULE   | RPI  | RPI  | RPI   | RPI       |
| DIV. I ONLY       | 5- 4     | 142       | 5- 4           | 190        | 10          | 123           | 123  | 8    | 8     |           |
| DIV. I NON-CONF.  | 5- 4     | 141       | 5- 4           | 190        | 9           | 124           | 124  | 8    | 8     |           |
| TOTALS            | RPI 1-25 | RPI 26-50 | W-L RECORDS    | RPI 51-100 | RPI 101-150 | RPI 150+      |      |      |       |           |
| 5- 4              | 0- 2     | 0- 1      | OVERALL        | 1- 1       | 0- 0        | 4- 0          |      |      |       |           |
| 2- 1              | 0- 1     | 0- 0      | HOME           | 1- 0       | 0- 0        | 1- 0          |      |      |       |           |
| 2- 2              | 0- 1     | 0- 0      | AWAY           | 0- 1       | 0- 0        | 2- 0          |      |      |       |           |
| 1- 1              | 0- 0     | 0- 1      | NEUTRAL        | 0- 0       | 0- 0        | 1- 0          |      |      |       |           |
| 5- 4              | 0- 2     | 0- 1      | NON-CONFERENCE | 1- 1       | 0- 0        | 4- 0          |      |      |       |           |
| 2- 1              | 0- 1     | 0- 0      | HOME           | 1- 0       | 0- 0        | 1- 0          |      |      |       |           |
| 2- 2              | 0- 1     | 0- 0      | AWAY           | 0- 1       | 0- 0        | 2- 0          |      |      |       |           |
| 1- 1              | 0- 0     | 0- 1      | NEUTRAL        | 0- 0       | 0- 0        | 1- 0          |      |      |       |           |
| 0- 0              | 0- 0     | 0- 0      | CONFERENCE     | 0- 0       | 0- 0        | 0- 0          |      |      |       |           |
| 0- 0              | 0- 0     | 0- 0      | HOME           | 0- 0       | 0- 0        | 0- 0          |      |      |       |           |
| 0- 0              | 0- 0     | 0- 0      | AWAY           | 0- 0       | 0- 0        | 0- 0          |      |      |       |           |
| 0- 0              | 0- 0     | 0- 0      | NEUTRAL        | 0- 0       | 0- 0        | 0- 0          |      |      |       |           |

| RPI 1-25                  |   |                 |       | RPI 26-50 |   |          |       | RPI 51-100 |   |                 |       | RPI 101+ Team's RPI: 123 |   |                      |       |
|---------------------------|---|-----------------|-------|-----------|---|----------|-------|------------|---|-----------------|-------|--------------------------|---|----------------------|-------|
| RPI                       | S | Opponent        | Score | RPI       | S | Opponent | Score | RPI        | S | Opponent        | Score | RPI                      | S | Opponent             | Score |
| 6                         | A | Florida St.     | 64 84 | 49        | N | Iowa     | 75 90 | 75         | A | St. John's (NY) | 63 74 | 187                      | N | Idaho St.            | 83 53 |
| 17                        | H | Tennessee       | 69 81 |           |   |          |       | 98         | H | Hampton         | 71 50 | 193                      | A | Rutgers              | 82 76 |
|                           |   |                 |       |           |   |          |       |            |   |                 |       | 308                      | H | St. Francis Brooklyn | 83 57 |
|                           |   |                 |       |           |   |          |       |            |   |                 |       | 337                      | A | Liberty              | 62 48 |
| LAST 12 Division I GAMES: |   |                 |       |           |   |          |       |            |   |                 |       |                          |   |                      |       |
| 75                        | A | St. John's (NY) | 63 74 | 49        | N | Iowa     | 75 90 | 187        | N | Idaho St.       | 83 53 | 6                        | A | Florida St.          | 64 84 |
| 193                       | A | Rutgers         | 82 76 |           |   |          |       | 337        | A | Liberty         | 62 48 | 308                      | H | St. Francis Brooklyn | 83 57 |
| 98                        | H | Hampton         | 71 50 |           |   |          |       | 17         | H | Tennessee       | 69 81 |                          |   |                      |       |

Non-Div I Games:

James Madison

■ Loss, 
 ■ Non-Conf, S Site, 
 ■ Home 
 ■ Away 
 N Neutral

|                   |          |           |                |            |             |               |      |      |       |           |
|-------------------|----------|-----------|----------------|------------|-------------|---------------|------|------|-------|-----------|
| Average RPI Win:  | 151      | WON-LOST  | WINNING        | LAST 10    | STRENGTH OF | OPP. STRENGTH | TEAM | ADJ. | CONF. | ADJ CONF. |
| Average RPI Loss: | 95       | RECORD    | PCT. RANK      | GAMES      | SCHEDULE    | OF SCHEDULE   | RPI  | RPI  | RPI   | RPI       |
| DIV. I ONLY       | 6- 5     | 147       | 6- 4           | 45         | 175         | 119           | 119  | 4    | 4     |           |
| DIV. I NON-CONF.  | 6- 5     | 148       | 6- 5           | 45         | 175         | 120           | 120  | 4    | 4     |           |
| TOTALS            | RPI 1-25 | RPI 26-50 | W-L RECORDS    | RPI 51-100 | RPI 101-150 | RPI 150+      |      |      |       |           |
| 6- 5              | 0- 0     | 0- 1      | OVERALL        | 1- 2       | 3- 1        | 2- 1          |      |      |       |           |
| 5- 3              | 0- 0     | 0- 1      | HOME           | 1- 1       | 3- 0        | 1- 1          |      |      |       |           |
| 1- 2              | 0- 0     | 0- 0      | AWAY           | 0- 1       | 0- 1        | 1- 0          |      |      |       |           |
| 0- 0              | 0- 0     | 0- 0      | NEUTRAL        | 0- 0       | 0- 0        | 0- 0          |      |      |       |           |
| 6- 5              | 0- 0     | 0- 1      | NON-CONFERENCE | 1- 2       | 3- 1        | 2- 1          |      |      |       |           |
| 5- 3              | 0- 0     | 0- 1      | HOME           | 1- 1       | 3- 0        | 1- 1          |      |      |       |           |
| 1- 2              | 0- 0     | 0- 0      | AWAY           | 0- 1       | 0- 1        | 1- 0          |      |      |       |           |
| 0- 0              | 0- 0     | 0- 0      | NEUTRAL        | 0- 0       | 0- 0        | 0- 0          |      |      |       |           |
| 0- 0              | 0- 0     | 0- 0      | CONFERENCE     | 0- 0       | 0- 0        | 0- 0          |      |      |       |           |
| 0- 0              | 0- 0     | 0- 0      | HOME           | 0- 0       | 0- 0        | 0- 0          |      |      |       |           |
| 0- 0              | 0- 0     | 0- 0      | AWAY           | 0- 0       | 0- 0        | 0- 0          |      |      |       |           |
| 0- 0              | 0- 0     | 0- 0      | NEUTRAL        | 0- 0       | 0- 0        | 0- 0          |      |      |       |           |

| RPI                       | S | Opponent     | Score | RPI | S | Opponent     | Score | RPI | S | Opponent     | Score | RPI | S | Opponent     | Score | Team's RPI: 119 |
|---------------------------|---|--------------|-------|-----|---|--------------|-------|-----|---|--------------|-------|-----|---|--------------|-------|-----------------|
| 48                        | H | Harvard      | 59 69 | 67  | H | SMU          | 63 75 | 101 | H | UC Riverside | 90 84 | 118 | A | Alabama      | 65 71 |                 |
|                           |   |              |       | 73  | H | Oral Roberts | 64 56 | 122 | H | Arizona      | 75 51 | 148 | H | North Dakota | 76 71 |                 |
|                           |   |              |       | 83  | A | Creighton    | 49 69 | 159 | H | Missouri St. | 64 87 | 219 | A | Memphis      | 68 58 |                 |
|                           |   |              |       |     |   |              |       | 240 | H | Rhode Island | 72 36 |     |   |              |       |                 |
| LAST 12 Division I GAMES: |   |              |       |     |   |              |       |     |   |              |       |     |   |              |       |                 |
| 101                       | H | UC Riverside | 90 84 | 148 | H | North Dakota | 76 71 |     |   |              |       |     |   |              |       |                 |
| 122                       | H | Arizona      | 75 51 | 73  | H | Oral Roberts | 64 56 |     |   |              |       |     |   |              |       |                 |
| 240                       | H | Rhode Island | 72 36 | 219 | A | Memphis      | 68 58 |     |   |              |       |     |   |              |       |                 |
| 48                        | H | Harvard      | 59 69 | 67  | H | SMU          | 63 75 |     |   |              |       |     |   |              |       |                 |
| 118                       | A | Alabama      | 65 71 | 159 | H | Missouri St. | 64 87 |     |   |              |       |     |   |              |       |                 |
| 83                        | A | Creighton    | 49 69 |     |   |              |       |     |   |              |       |     |   |              |       |                 |

Non-Div I Games:

Kansas

|                   |          |           |                |            |             |               |      |      |       |           |
|-------------------|----------|-----------|----------------|------------|-------------|---------------|------|------|-------|-----------|
| Average RPI Win:  | 147      | WON-LOST  | WINNING        | LAST 10    | STRENGTH OF | OPP. STRENGTH | TEAM | ADJ. | CONF. | ADJ CONF. |
| Average RPI Loss: | 18       | RECORD    | PCT. RANK      | GAMES      | SCHEDULE    | OF SCHEDULE   | RPI  | RPI  | RPI   | RPI       |
| DIV. I ONLY       | 10- 2    | 27        | 8- 2           | 70         | 6           | 20            | 20   | 4    | 4     |           |
| DIV. I NON-CONF.  | 10- 2    | 27        | 10- 2          | 72         | 6           | 20            | 20   | 4    | 4     |           |
| TOTALS            | RPI 1-25 | RPI 26-50 | W-L RECORDS    | RPI 51-100 | RPI 101-150 | RPI 150+      |      |      |       |           |
| 10- 2             | 1- 1     | 1- 1      | OVERALL        | 2- 0       | 1- 0        | 5- 0          |      |      |       |           |
| 6- 1              | 0- 1     | 1- 0      | HOME           | 1- 0       | 1- 0        | 3- 0          |      |      |       |           |
| 1- 1              | 0- 0     | 0- 1      | AWAY           | 0- 0       | 0- 0        | 1- 0          |      |      |       |           |
| 3- 0              | 1- 0     | 0- 0      | NEUTRAL        | 1- 0       | 0- 0        | 1- 0          |      |      |       |           |
| 10- 2             | 1- 1     | 1- 1      | NON-CONFERENCE | 2- 0       | 1- 0        | 5- 0          |      |      |       |           |
| 6- 1              | 0- 1     | 1- 0      | HOME           | 1- 0       | 1- 0        | 3- 0          |      |      |       |           |
| 1- 1              | 0- 0     | 0- 1      | AWAY           | 0- 0       | 0- 0        | 1- 0          |      |      |       |           |
| 3- 0              | 1- 0     | 0- 0      | NEUTRAL        | 1- 0       | 0- 0        | 1- 0          |      |      |       |           |
| 0- 0              | 0- 0     | 0- 0      | CONFERENCE     | 0- 0       | 0- 0        | 0- 0          |      |      |       |           |
| 0- 0              | 0- 0     | 0- 0      | HOME           | 0- 0       | 0- 0        | 0- 0          |      |      |       |           |
| 0- 0              | 0- 0     | 0- 0      | AWAY           | 0- 0       | 0- 0        | 0- 0          |      |      |       |           |
| 0- 0              | 0- 0     | 0- 0      | NEUTRAL        | 0- 0       | 0- 0        | 0- 0          |      |      |       |           |

| RPI 1-25                  |   |              |       | RPI 26-50 |   |                    |       | RPI 51-100 |   |                    |       | RPI 101+ |   |                  |       |
|---------------------------|---|--------------|-------|-----------|---|--------------------|-------|------------|---|--------------------|-------|----------|---|------------------|-------|
| RPI                       | S | Opponent     | Score | RPI       | S | Opponent           | Score | RPI        | S | Opponent           | Score | RPI      | S | Opponent         | Score |
| 1                         | H | UConn        | 58 75 | 35        | A | UNI                | 59 67 | 52         | H | UT Arlington       | 62 49 | 110      | H | Lamar University | 68 43 |
| 9                         | N | LSU          | 69 54 | 40        | H | Auburn             | 71 66 | 78         | N | North Carolina St. | 67 50 | 168      | A | Omaha            | 70 57 |
|                           |   |              |       |           |   |                    |       |            |   |                    |       | 185      | H | Tulsa            | 82 62 |
|                           |   |              |       |           |   |                    |       |            |   |                    |       | 216      | H | Princeton        | 60 42 |
|                           |   |              |       |           |   |                    |       |            |   |                    |       | 303      | N | UTEP             | 61 40 |
|                           |   |              |       |           |   |                    |       |            |   |                    |       | 313      | H | Chicago St.      | 83 33 |
| LAST 12 Division I GAMES: |   |              |       |           |   |                    |       |            |   |                    |       |          |   |                  |       |
| 216                       | H | Princeton    | 60 42 | 35        | A | UNI                | 59 67 |            |   |                    |       |          |   |                  |       |
| 1                         | H | UConn        | 58 75 | 9         | N | LSU                | 69 54 |            |   |                    |       |          |   |                  |       |
| 52                        | H | UT Arlington | 62 49 | 78        | N | North Carolina St. | 67 50 |            |   |                    |       |          |   |                  |       |
| 168                       | A | Omaha        | 70 57 | 110       | H | Lamar University   | 68 43 |            |   |                    |       |          |   |                  |       |
| 40                        | H | Auburn       | 71 66 | 185       | H | Tulsa              | 82 62 |            |   |                    |       |          |   |                  |       |
| 303                       | N | UTEP         | 61 40 | 313       | H | Chicago St.        | 83 33 |            |   |                    |       |          |   |                  |       |

Non-Div I Games:

Kansas St.

|                   |            |           |                |            |             |               |      |      |       |           |
|-------------------|------------|-----------|----------------|------------|-------------|---------------|------|------|-------|-----------|
| Average RPI Win:  | <b>296</b> | WON-LOST  | WINNING        | LAST 10    | STRENGTH OF | OPP. STRENGTH | TEAM | ADJ. | CONF. | ADJ CONF. |
| Average RPI Loss: | <b>171</b> | RECORD    | PCT. RANK      | GAMES      | SCHEDULE    | OF SCHEDULE   | RPI  | RPI  | RPI   | RPI       |
| DIV. I ONLY       | 1- 11      | 332       | 1- 9           | 182        | 270         | 328           | 328  | 27   | 27    |           |
| DIV. I NON-CONF.  | 1- 11      | 332       | 1- 11          | 181        | 269         | 328           | 328  | 27   | 27    |           |
| TOTALS            | RPI 1-25   | RPI 26-50 | W-L RECORDS    | RPI 51-100 | RPI 101-150 | RPI 150+      |      |      |       |           |
| 1- 11             | 0- 0       | 0- 0      | OVERALL        | 0- 3       | 0- 2        | 1- 6          |      |      |       |           |
| 1- 3              | 0- 0       | 0- 0      | HOME           | 0- 1       | 0- 0        | 1- 2          |      |      |       |           |
| 0- 5              | 0- 0       | 0- 0      | AWAY           | 0- 0       | 0- 0        | 0- 0          |      |      |       |           |
| 0- 3              | 0- 0       | 0- 0      | NEUTRAL        | 0- 0       | 0- 1        | 0- 2          |      |      |       |           |
| 1- 11             | 0- 0       | 0- 0      | NON-CONFERENCE | 0- 3       | 0- 2        | 1- 6          |      |      |       |           |
| 1- 3              | 0- 0       | 0- 0      | HOME           | 0- 1       | 0- 0        | 1- 2          |      |      |       |           |
| 0- 5              | 0- 0       | 0- 0      | AWAY           | 0- 2       | 0- 1        | 0- 2          |      |      |       |           |
| 0- 3              | 0- 0       | 0- 0      | NEUTRAL        | 0- 0       | 0- 1        | 0- 2          |      |      |       |           |
| 0- 0              | 0- 0       | 0- 0      | CONFERENCE     | 0- 0       | 0- 0        | 0- 0          |      |      |       |           |
| 0- 0              | 0- 0       | 0- 0      | HOME           | 0- 0       | 0- 0        | 0- 0          |      |      |       |           |
| 0- 0              | 0- 0       | 0- 0      | AWAY           | 0- 0       | 0- 0        | 0- 0          |      |      |       |           |
| 0- 0              | 0- 0       | 0- 0      | NEUTRAL        | 0- 0       | 0- 0        | 0- 0          |      |      |       |           |

| RPI S                     | Opponent | Score        | RPI S | Opponent  | Score | RPI S | Opponent         | Score        | RPI S     | Opponent           | Score        |
|---------------------------|----------|--------------|-------|-----------|-------|-------|------------------|--------------|-----------|--------------------|--------------|
|                           |          |              |       |           |       | 51    | H Georgia Tech   | 49 <b>86</b> | 104       | A Mercer           | 46 <b>61</b> |
|                           |          |              |       |           |       | 62    | A Vanderbilt     | 54 <b>86</b> | 117       | N Xavier           | 52 <b>75</b> |
|                           |          |              |       |           |       | 99    | A Georgia        | 40 <b>82</b> | 198       | H Morehead St.     | 50 <b>71</b> |
|                           |          |              |       |           |       |       |                  |              | 207       | A Georgia St.      | 59 <b>62</b> |
|                           |          |              |       |           |       |       |                  |              | 235       | N Portland St.     | 61 <b>71</b> |
|                           |          |              |       |           |       |       |                  |              | 243       | H Jacksonville St. | 59 <b>65</b> |
|                           |          |              |       |           |       |       |                  |              | 277       | N Arkansas St.     | 67 <b>70</b> |
|                           |          |              |       |           |       |       |                  |              | 289       | A Austin Peay      | 49 <b>68</b> |
|                           |          |              |       |           |       |       |                  |              | 296       | H Savannah St.     | 72 60        |
| LAST 12 Division I GAMES: |          |              |       |           |       |       |                  |              |           |                    |              |
| 235                       | N        | Portland St. | 61    | <b>71</b> | 117   | N     | Xavier           | 52           | <b>75</b> |                    |              |
| 277                       | N        | Arkansas St. | 67    | <b>70</b> | 296   | H     | Savannah St.     | 72           | 60        |                    |              |
| 198                       | H        | Morehead St. | 50    | <b>71</b> | 207   | A     | Georgia St.      | 59           | <b>62</b> |                    |              |
| 289                       | A        | Austin Peay  | 49    | <b>68</b> | 51    | H     | Georgia Tech     | 49           | <b>86</b> |                    |              |
| 104                       | A        | Mercer       | 46    | <b>61</b> | 243   | H     | Jacksonville St. | 59           | <b>65</b> |                    |              |
| 99                        | A        | Georgia      | 40    | <b>82</b> | 62    | A     | Vanderbilt       | 54           | <b>86</b> |                    |              |

Non-Div I Games:

Kennesaw St.

| Average RPI Win:  | 272      | WON-LOST  | WINNING        | LAST 10    | STRENGTH OF | OPP. STRENGTH | TEAM | ADJ. | CONF. | ADJ CONF. |
|-------------------|----------|-----------|----------------|------------|-------------|---------------|------|------|-------|-----------|
| Average RPI Loss: | 103      | RECORD    | PCT. RANK      | GAMES      | SCHEDULE    | OF SCHEDULE   | RPI  | RPI  | RPI   | RPI       |
| DIV. I ONLY       | 6- 6     | 160       | 4- 6           | 208        | 237         | 195           | 195  | 9    | 9     |           |
| DIV. I NON-CONF.  | 6- 6     | 161       | 6- 6           | 209        | 237         | 196           | 196  | 9    | 9     |           |
| TOTALS            | RPI 1-25 | RPI 26-50 | W-L RECORDS    | RPI 51-100 | RPI 101-150 | RPI 150+      |      |      |       |           |
| 6- 6              | 0- 1     | 0- 2      | OVERALL        | 0- 0       | 0- 1        | 6- 2          |      |      |       |           |
| 4- 1              | 0- 0     | 0- 0      | HOME           | 0- 0       | 0- 0        | 4- 1          |      |      |       |           |
| 1- 3              | 0- 1     | 0- 1      | AWAY           | 0- 0       | 0- 0        | 1- 1          |      |      |       |           |
| 1- 2              | 0- 0     | 0- 1      | NEUTRAL        | 0- 0       | 0- 1        | 1- 0          |      |      |       |           |
| 6- 6              | 0- 1     | 0- 2      | NON-CONFERENCE | 0- 0       | 0- 1        | 6- 2          |      |      |       |           |
| 4- 1              | 0- 0     | 0- 0      | HOME           | 0- 0       | 0- 0        | 4- 1          |      |      |       |           |
| 1- 3              | 0- 1     | 0- 1      | AWAY           | 0- 0       | 0- 0        | 1- 1          |      |      |       |           |
| 1- 2              | 0- 0     | 0- 1      | NEUTRAL        | 0- 0       | 0- 1        | 1- 0          |      |      |       |           |
| 0- 0              | 0- 0     | 0- 0      | CONFERENCE     | 0- 0       | 0- 0        | 0- 0          |      |      |       |           |
| 0- 0              | 0- 0     | 0- 0      | HOME           | 0- 0       | 0- 0        | 0- 0          |      |      |       |           |
| 0- 0              | 0- 0     | 0- 0      | AWAY           | 0- 0       | 0- 0        | 0- 0          |      |      |       |           |
| 0- 0              | 0- 0     | 0- 0      | NEUTRAL        | 0- 0       | 0- 0        | 0- 0          |      |      |       |           |

| RPI S                     | Opponent         | Score | RPI S | Opponent        | Score | RPI S | Opponent | Score | RPI S | Opponent         | Score | Team's RPI: 195 |
|---------------------------|------------------|-------|-------|-----------------|-------|-------|----------|-------|-------|------------------|-------|-----------------|
| 15                        | A Minnesota      | 62 92 | 32    | N Baylor        | 42 84 |       |          |       | 131   | N Western Ky.    | 73 79 |                 |
|                           |                  |       | 49    | A Iowa          | 48 83 |       |          |       | 161   | A Detroit        | 52 73 |                 |
|                           |                  |       |       |                 |       |       |          |       | 184   | N FGCU           | 77 64 |                 |
|                           |                  |       |       |                 |       |       |          |       | 218   | H Bradley        | 77 52 |                 |
|                           |                  |       |       |                 |       |       |          |       | 228   | A Wright St.     | 79 69 |                 |
|                           |                  |       |       |                 |       |       |          |       | 230   | H Robert Morris  | 65 68 |                 |
|                           |                  |       |       |                 |       |       |          |       | 331   | H Fort Wayne     | 66 55 |                 |
|                           |                  |       |       |                 |       |       |          |       | 332   | H Youngstown St. | 75 60 |                 |
|                           |                  |       |       |                 |       |       |          |       | 338   | H Eastern Ky.    | 80 67 |                 |
| LAST 12 Division I GAMES: |                  |       |       |                 |       |       |          |       |       |                  |       |                 |
| 49                        | A Iowa           | 48 83 | 15    | A Minnesota     | 62 92 |       |          |       |       |                  |       |                 |
| 332                       | H Youngstown St. | 75 60 | 32    | N Baylor        | 42 84 |       |          |       |       |                  |       |                 |
| 228                       | A Wright St.     | 79 69 | 161   | A Detroit       | 52 73 |       |          |       |       |                  |       |                 |
| 331                       | H Fort Wayne     | 66 55 | 230   | H Robert Morris | 65 68 |       |          |       |       |                  |       |                 |
| 184                       | N FGCU           | 77 64 | 338   | H Eastern Ky.   | 80 67 |       |          |       |       |                  |       |                 |
| 131                       | N Western Ky.    | 73 79 | 218   | H Bradley       | 77 52 |       |          |       |       |                  |       |                 |

Non-Div I Games:

Kent St.

■ Loss, 
 ■ Non-Conf, S Site, 
 ■ Home 
 ■ Away 
 N Neutral

|                   |          |           |                |            |             |               |      |      |       |           |
|-------------------|----------|-----------|----------------|------------|-------------|---------------|------|------|-------|-----------|
| Average RPI Win:  | 105      | WON-LOST  | WINNING        | LAST 10    | STRENGTH OF | OPP. STRENGTH | TEAM | ADJ. | CONF. | ADJ CONF. |
| Average RPI Loss: | 44       | RECORD    | PCT. RANK      | GAMES      | SCHEDULE    | OF SCHEDULE   | RPI  | RPI  | RPI   | RPI       |
| DIV. I ONLY       | 9- 3     | 60        | 7- 3           | 3          | 83          | 8             | 8    | 1    | 1     |           |
| DIV. I NON-CONF.  | 9- 3     | 60        | 9- 3           | 4          | 84          | 8             | 8    | 1    | 1     |           |
| TOTALS            | RPI 1-25 | RPI 26-50 | W-L RECORDS    | RPI 51-100 | RPI 101-150 | RPI 150+      |      |      |       |           |
| 9- 3              | 2- 1     | 0- 1      | OVERALL        | 2- 1       | 3- 0        | 2- 0          |      |      |       |           |
| 9- 1              | 2- 0     | 0- 1      | HOME           | 2- 0       | 3- 0        | 2- 0          |      |      |       |           |
| 0- 2              | 0- 1     | 0- 0      | AWAY           | 0- 1       | 0- 0        | 0- 0          |      |      |       |           |
| 0- 0              | 0- 0     | 0- 0      | NEUTRAL        | 0- 0       | 0- 0        | 0- 0          |      |      |       |           |
| 9- 3              | 2- 1     | 0- 1      | NON-CONFERENCE | 2- 1       | 3- 0        | 2- 0          |      |      |       |           |
| 9- 1              | 2- 0     | 0- 1      | HOME           | 2- 0       | 3- 0        | 2- 0          |      |      |       |           |
| 0- 2              | 0- 1     | 0- 0      | AWAY           | 0- 1       | 0- 0        | 0- 0          |      |      |       |           |
| 0- 0              | 0- 0     | 0- 0      | NEUTRAL        | 0- 0       | 0- 0        | 0- 0          |      |      |       |           |
| 0- 0              | 0- 0     | 0- 0      | CONFERENCE     | 0- 0       | 0- 0        | 0- 0          |      |      |       |           |
| 0- 0              | 0- 0     | 0- 0      | HOME           | 0- 0       | 0- 0        | 0- 0          |      |      |       |           |
| 0- 0              | 0- 0     | 0- 0      | AWAY           | 0- 0       | 0- 0        | 0- 0          |      |      |       |           |
| 0- 0              | 0- 0     | 0- 0      | NEUTRAL        | 0- 0       | 0- 0        | 0- 0          |      |      |       |           |

| RPI                       | S | Opponent     | Score | RPI | S | Opponent       | Score | RPI | S | Opponent       | Score | RPI | S | Opponent      | Score |
|---------------------------|---|--------------|-------|-----|---|----------------|-------|-----|---|----------------|-------|-----|---|---------------|-------|
| 18                        | H | Miami (FL)   | 82 66 | 29  | H | Arizona St.    | 71 73 | 66  | H | Radford        | 59 36 | 103 | H | Middle Tenn.  | 61 48 |
| 21                        | H | Oklahoma     | 82 68 |     |   |                |       | 76  | H | Washington St. | 69 67 | 141 | H | Samford       | 80 57 |
| 24                        | A | Louisville   | 67 69 |     |   |                |       | 79  | A | Colorado       | 69 79 | 147 | H | Albany (NY)   | 70 46 |
|                           |   |              |       |     |   |                |       |     |   |                |       | 173 | H | New Hampshire | 92 43 |
|                           |   |              |       |     |   |                |       |     |   |                |       | 198 | H | Morehead St.  | 74 47 |
| LAST 12 Division I GAMES: |   |              |       |     |   |                |       |     |   |                |       |     |   |               |       |
| 66                        | H | Radford      | 59 36 | 76  | H | Washington St. | 69 67 |     |   |                |       |     |   |               |       |
| 29                        | H | Arizona St.  | 71 73 | 198 | H | Morehead St.   | 74 47 |     |   |                |       |     |   |               |       |
| 103                       | H | Middle Tenn. | 61 48 | 79  | A | Colorado       | 69 79 |     |   |                |       |     |   |               |       |
| 24                        | A | Louisville   | 67 69 | 173 | H | New Hampshire  | 92 43 |     |   |                |       |     |   |               |       |
| 21                        | H | Oklahoma     | 82 68 | 147 | H | Albany (NY)    | 70 46 |     |   |                |       |     |   |               |       |
| 141                       | H | Samford      | 80 57 | 18  | H | Miami (FL)     | 82 66 |     |   |                |       |     |   |               |       |

Non-Div I Games:

Kentucky

■ Loss, 
 ■ Non-Conf, S Site, 
 ■ Home 
 ■ Away 
 N Neutral



|                       |          |           |           |                |             |               |             |          |       |           |
|-----------------------|----------|-----------|-----------|----------------|-------------|---------------|-------------|----------|-------|-----------|
| Average RPI Win: 241  |          | WON-LOST  | WINNING   | LAST 10        | STRENGTH OF | OPP. STRENGTH | TEAM        | ADJ.     | CONF. | ADJ CONF. |
| Average RPI Loss: 189 |          | RECORD    | PCT. RANK | GAMES          | SCHEDULE    | OF SCHEDULE   | RPI         | RPI      | RPI   | RPI       |
| DIV. I ONLY           |          | 1- 10     | 329       | 0- 1           | 125         | 343           | 322         | 322      | 32    | 32        |
| DIV. I NON-CONF.      |          | 1- 10     | 329       | 0- 1           | 125         | 343           | 322         | 322      | 32    | 32        |
| TOTALS                | RPI 1-25 | RPI 26-50 |           | W-L RECORDS    |             | RPI 51-100    | RPI 101-150 | RPI 150+ |       |           |
| 1- 10                 | 0- 0     | 0- 0      |           | OVERALL        |             | 0- 0          | 0- 4        | 1- 6     |       |           |
| 1- 4                  | 0- 0     | 0- 0      |           | HOME           |             | 0- 0          | 0- 2        | 1- 2     |       |           |
| 0- 4                  | 0- 0     | 0- 0      |           | AWAY           |             | 0- 0          | 0- 1        | 0- 3     |       |           |
| 0- 2                  | 0- 0     | 0- 0      |           | NEUTRAL        |             | 0- 0          | 0- 1        | 0- 1     |       |           |
| 1- 10                 | 0- 0     | 0- 0      |           | NON-CONFERENCE |             | 0- 0          | 0- 4        | 1- 6     |       |           |
| 1- 4                  | 0- 0     | 0- 0      |           | HOME           |             | 0- 0          | 0- 2        | 1- 2     |       |           |
| 0- 4                  | 0- 0     | 0- 0      |           | AWAY           |             | 0- 0          | 0- 1        | 0- 3     |       |           |
| 0- 2                  | 0- 0     | 0- 0      |           | NEUTRAL        |             | 0- 0          | 0- 1        | 0- 1     |       |           |
| 0- 0                  | 0- 0     | 0- 0      |           | CONFERENCE     |             | 0- 0          | 0- 0        | 0- 0     |       |           |
| 0- 0                  | 0- 0     | 0- 0      |           | HOME           |             | 0- 0          | 0- 0        | 0- 0     |       |           |
| 0- 0                  | 0- 0     | 0- 0      |           | AWAY           |             | 0- 0          | 0- 0        | 0- 0     |       |           |
| 0- 0                  | 0- 0     | 0- 0      |           | NEUTRAL        |             | 0- 0          | 0- 0        | 0- 0     |       |           |

| RPI 1-25                  |   |          |       | RPI 26-50 |   |             |       | RPI 51-100 |     |          |                 | RPI 101+ |     |                 |       | Team's RPI: 322 |  |
|---------------------------|---|----------|-------|-----------|---|-------------|-------|------------|-----|----------|-----------------|----------|-----|-----------------|-------|-----------------|--|
| RPI                       | S | Opponent | Score | RPI       | S | Opponent    | Score | RPI        | S   | Opponent | Score           | RPI      | S   | Opponent        | Score |                 |  |
|                           |   |          |       |           |   |             |       |            |     |          |                 | 113      | H   | George Mason    | 48    | 64              |  |
|                           |   |          |       |           |   |             |       |            |     |          |                 | 114      | A   | Ohio St.        | 54    | 113             |  |
|                           |   |          |       |           |   |             |       |            |     |          |                 | 138      | H   | Army West Point | 47    | 68              |  |
|                           |   |          |       |           |   |             |       |            |     |          |                 | 145      | N   | Milwaukee       | 50    | 88              |  |
|                           |   |          |       |           |   |             |       |            |     |          |                 | 160      | H   | Yale            | 44    | 75              |  |
|                           |   |          |       |           |   |             |       |            |     |          |                 | 165      | A   | Seton Hall      | 59    | 77              |  |
|                           |   |          |       |           |   |             |       |            |     |          |                 | 179      | A   | Columbia        | 57    | 66              |  |
|                           |   |          |       |           |   |             |       |            |     |          |                 | 237      | A   | Colgate         | 61    | 76              |  |
|                           |   |          |       |           |   |             |       |            |     |          |                 | 241      | H   | Stony Brook     | 58    | 48              |  |
|                           |   |          |       |           |   |             |       |            |     |          |                 | 304      | H   | UMBC            | 45    | 57              |  |
|                           |   |          |       |           |   |             |       |            |     |          |                 | 334      | N   | NJIT            | 48    | 50              |  |
| LAST 12 Division I GAMES: |   |          |       |           |   |             |       |            |     |          |                 |          |     |                 |       |                 |  |
|                           |   |          |       | 304       | H | UMBC        | 45    | 57         | 334 | N        | NJIT            | 48       | 50  |                 |       |                 |  |
|                           |   |          |       | 179       | A | Columbia    | 57    | 66         | 145 | N        | Milwaukee       | 50       | 88  |                 |       |                 |  |
|                           |   |          |       | 237       | A | Colgate     | 61    | 76         | 114 | A        | Ohio St.        | 54       | 113 |                 |       |                 |  |
|                           |   |          |       | 165       | A | Seton Hall  | 59    | 77         | 113 | H        | George Mason    | 48       | 64  |                 |       |                 |  |
|                           |   |          |       | 241       | H | Stony Brook | 58    | 48         | 138 | H        | Army West Point | 47       | 68  |                 |       |                 |  |
|                           |   |          |       | 160       | H | Yale        | 44    | 75         |     |          |                 |          |     |                 |       |                 |  |

Non-Div I Games:

LIU Brooklyn

Loss, Non-Conf, S Site, H Home A Away N Neutral

|                   |          |           |                |            |             |               |      |      |       |           |
|-------------------|----------|-----------|----------------|------------|-------------|---------------|------|------|-------|-----------|
| Average RPI Win:  | 136      | WON-LOST  | WINNING        | LAST 10    | STRENGTH OF | OPP. STRENGTH | TEAM | ADJ. | CONF. | ADJ CONF. |
| Average RPI Loss: | 11       | RECORD    | PCT. RANK      | GAMES      | SCHEDULE    | OF SCHEDULE   | RPI  | RPI  | RPI   | RPI       |
| DIV. I ONLY       | 10- 2    | 27        | 8- 2           | 14         | 43          | 9             | 9    | 1    | 1     |           |
| DIV. I NON-CONF.  | 10- 2    | 27        | 10- 2          | 14         | 43          | 9             | 9    | 1    | 1     |           |
| TOTALS            | RPI 1-25 | RPI 26-50 | W-L RECORDS    | RPI 51-100 | RPI 101-150 | RPI 150+      |      |      |       |           |
| 10- 2             | 0- 2     | 1- 0      | OVERALL        | 4- 0       | 1- 0        | 4- 0          |      |      |       |           |
| 6- 1              | 0- 1     | 0- 0      | HOME           | 3- 0       | 1- 0        | 2- 0          |      |      |       |           |
| 1- 0              | 0- 0     | 0- 0      | AWAY           | 0- 0       | 0- 0        | 1- 0          |      |      |       |           |
| 3- 1              | 0- 1     | 1- 0      | NEUTRAL        | 1- 0       | 0- 0        | 1- 0          |      |      |       |           |
| 10- 2             | 0- 2     | 1- 0      | NON-CONFERENCE | 4- 0       | 1- 0        | 4- 0          |      |      |       |           |
| 6- 1              | 0- 1     | 0- 0      | HOME           | 3- 0       | 1- 0        | 2- 0          |      |      |       |           |
| 1- 0              | 0- 0     | 0- 0      | AWAY           | 0- 0       | 0- 0        | 1- 0          |      |      |       |           |
| 3- 1              | 0- 1     | 1- 0      | NEUTRAL        | 1- 0       | 0- 0        | 1- 0          |      |      |       |           |
| 0- 0              | 0- 0     | 0- 0      | CONFERENCE     | 0- 0       | 0- 0        | 0- 0          |      |      |       |           |
| 0- 0              | 0- 0     | 0- 0      | HOME           | 0- 0       | 0- 0        | 0- 0          |      |      |       |           |
| 0- 0              | 0- 0     | 0- 0      | AWAY           | 0- 0       | 0- 0        | 0- 0          |      |      |       |           |
| 0- 0              | 0- 0     | 0- 0      | NEUTRAL        | 0- 0       | 0- 0        | 0- 0          |      |      |       |           |

| RPI 1-25                  |   |                    |       | RPI 26-50 |   |                |       | RPI 51-100 |   |                    |       | RPI 101+ |   |                 |       |
|---------------------------|---|--------------------|-------|-----------|---|----------------|-------|------------|---|--------------------|-------|----------|---|-----------------|-------|
| RPI                       | S | Opponent           | Score | RPI       | S | Opponent       | Score | RPI        | S | Opponent           | Score | RPI      | S | Opponent        | Score |
| 1                         | H | UConn              | 53 76 | 26        | N | North Carolina | 70 43 | 53         | H | Tulane             | 69 51 | 125      | H | Rice            | 66 55 |
| 20                        | N | Kansas St.         | 54 69 |           |   |                |       | 61         | H | Little Rock        | 69 49 | 151      | H | TCU             | 67 61 |
|                           |   |                    |       |           |   |                |       | 63         | H | Wake Forest        | 60 57 | 210      | A | Louisiana Tech  | 77 73 |
|                           |   |                    |       |           |   |                |       | 78         | N | North Carolina St. | 59 58 | 291      | H | Sam Houston St. | 89 41 |
|                           |   |                    |       |           |   |                |       |            |   |                    |       | 303      | N | UTEP            | 78 45 |
| LAST 12 Division I GAMES: |   |                    |       |           |   |                |       |            |   |                    |       |          |   |                 |       |
| 291                       | H | Sam Houston St.    | 89 41 | 61        | H | Little Rock    | 69 49 |            |   |                    |       |          |   |                 |       |
| 53                        | H | Tulane             | 69 51 | 26        | N | North Carolina | 70 43 |            |   |                    |       |          |   |                 |       |
| 151                       | H | TCU                | 67 61 | 1         | H | UConn          | 53 76 |            |   |                    |       |          |   |                 |       |
| 78                        | N | North Carolina St. | 59 58 | 125       | H | Rice           | 66 55 |            |   |                    |       |          |   |                 |       |
| 20                        | N | Kansas St.         | 54 69 | 63        | H | Wake Forest    | 60 57 |            |   |                    |       |          |   |                 |       |
| 303                       | N | UTEP               | 78 45 | 210       | A | Louisiana Tech | 77 73 |            |   |                    |       |          |   |                 |       |

Non-Div I Games:

LSU

|                   |          |           |                |            |             |               |      |      |       |           |
|-------------------|----------|-----------|----------------|------------|-------------|---------------|------|------|-------|-----------|
| Average RPI Win:  | 222      | WON-LOST  | WINNING        | LAST 10    | STRENGTH OF | OPP. STRENGTH | TEAM | ADJ. | CONF. | ADJ CONF. |
| Average RPI Loss: | 147      | RECORD    | PCT. RANK      | GAMES      | SCHEDULE    | OF SCHEDULE   | RPI  | RPI  | RPI   | RPI       |
| DIV. I ONLY       | 7- 4     | 113       | 7- 3           | 294        | 142         | 155           | 155  | 11   | 11    |           |
| DIV. I NON-CONF.  | 6- 4     | 124       | 6- 4           | 298        | 190         | 187           | 187  | 11   | 11    |           |
| TOTALS            | RPI 1-25 | RPI 26-50 | W-L RECORDS    | RPI 51-100 | RPI 101-150 | RPI 150+      |      |      |       |           |
| 7- 4              | 0- 0     | 0- 0      | OVERALL        | 1- 1       | 0- 2        | 6- 1          |      |      |       |           |
| 3- 1              | 0- 0     | 0- 0      | HOME           | 0- 0       | 0- 0        | 3- 1          |      |      |       |           |
| 3- 3              | 0- 0     | 0- 0      | AWAY           | 1- 1       | 0- 2        | 2- 0          |      |      |       |           |
| 1- 0              | 0- 0     | 0- 0      | NEUTRAL        | 0- 0       | 0- 0        | 1- 0          |      |      |       |           |
| 6- 4              | 0- 0     | 0- 0      | NON-CONFERENCE | 0- 1       | 0- 2        | 6- 1          |      |      |       |           |
| 3- 1              | 0- 0     | 0- 0      | HOME           | 0- 0       | 0- 0        | 3- 1          |      |      |       |           |
| 2- 3              | 0- 0     | 0- 0      | AWAY           | 0- 1       | 0- 2        | 2- 0          |      |      |       |           |
| 1- 0              | 0- 0     | 0- 0      | NEUTRAL        | 0- 0       | 0- 0        | 1- 0          |      |      |       |           |
| 1- 0              | 0- 0     | 0- 0      | CONFERENCE     | 1- 0       | 0- 0        | 0- 0          |      |      |       |           |
| 0- 0              | 0- 0     | 0- 0      | HOME           | 0- 0       | 0- 0        | 0- 0          |      |      |       |           |
| 1- 0              | 0- 0     | 0- 0      | AWAY           | 1- 0       | 0- 0        | 0- 0          |      |      |       |           |
| 0- 0              | 0- 0     | 0- 0      | NEUTRAL        | 0- 0       | 0- 0        | 0- 0          |      |      |       |           |

| RPI 1-25                  |   |            |       | RPI 26-50 |     |          |              | RPI 51-100 |    |          |       | RPI 101+ |     |          |              | Team's RPI: 155 |    |
|---------------------------|---|------------|-------|-----------|-----|----------|--------------|------------|----|----------|-------|----------|-----|----------|--------------|-----------------|----|
| RPI                       | S | Opponent   | Score | RPI       | S   | Opponent | Score        | RPI        | S  | Opponent | Score | RPI      | S   | Opponent | Score        |                 |    |
|                           |   |            |       |           |     |          |              | 56         | A  | Temple   | 70    | 86       | 111 | A        | Rider        | 61              | 74 |
|                           |   |            |       |           |     |          |              | 100        | A  | Dayton   | 54    | 51       | 129 | A        | Villanova    | 49              | 52 |
|                           |   |            |       |           |     |          |              |            |    |          |       |          | 204 | A        | UNCW         | 64              | 48 |
|                           |   |            |       |           |     |          |              |            |    |          |       |          | 213 | H        | American     | 63              | 59 |
|                           |   |            |       |           |     |          |              |            |    |          |       |          | 234 | N        | Miami (OH)   | 79              | 70 |
|                           |   |            |       |           |     |          |              |            |    |          |       |          | 259 | A        | Penn         | 58              | 56 |
|                           |   |            |       |           |     |          |              |            |    |          |       |          | 266 | H        | Fairfield    | 68              | 61 |
|                           |   |            |       |           |     |          |              |            |    |          |       |          | 279 | H        | Delaware St. | 78              | 38 |
|                           |   |            |       |           |     |          |              |            |    |          |       |          | 290 | H        | Lafayette    | 49              | 56 |
| LAST 12 Division I GAMES: |   |            |       |           |     |          |              |            |    |          |       |          |     |          |              |                 |    |
| 259                       | A | Penn       | 58    | 56        | 279 | H        | Delaware St. | 78         | 38 |          |       |          |     |          |              |                 |    |
| 100                       | A | Dayton     | 54    | 51        | 266 | H        | Fairfield    | 68         | 61 |          |       |          |     |          |              |                 |    |
| 129                       | A | Villanova  | 49    | 52        | 111 | A        | Rider        | 61         | 74 |          |       |          |     |          |              |                 |    |
| 204                       | A | UNCW       | 64    | 48        | 56  | A        | Temple       | 70         | 86 |          |       |          |     |          |              |                 |    |
| 234                       | N | Miami (OH) | 79    | 70        | 290 | H        | Lafayette    | 49         | 56 |          |       |          |     |          |              |                 |    |
| 213                       | H | American   | 63    | 59        |     |          |              |            |    |          |       |          |     |          |              |                 |    |

Non-Div I Games:

La Salle

|                   |          |           |                |            |             |               |      |      |       |           |
|-------------------|----------|-----------|----------------|------------|-------------|---------------|------|------|-------|-----------|
| Average RPI Win:  | 341      | WON-LOST  | WINNING        | LAST 10    | STRENGTH OF | OPP. STRENGTH | TEAM | ADJ. | CONF. | ADJ CONF. |
| Average RPI Loss: | 206      | RECORD    | PCT. RANK      | GAMES      | SCHEDULE    | OF SCHEDULE   | RPI  | RPI  | RPI   | RPI       |
| DIV. I ONLY       | 1- 8     | 317       | 1- 8           | 329        | 290         | 344           | 344  | 19   | 19    |           |
| DIV. I NON-CONF.  | 1- 8     | 315       | 1- 8           | 329        | 288         | 344           | 344  | 19   | 19    |           |
| TOTALS            | RPI 1-25 | RPI 26-50 | W-L RECORDS    | RPI 51-100 | RPI 101-150 | RPI 150+      |      |      |       |           |
| 1- 8              | 0- 0     | 0- 0      | OVERALL        | 0- 1       | 0- 2        | 1- 5          |      |      |       |           |
| 0- 4              | 0- 0     | 0- 0      | HOME           | 0- 0       | 0- 1        | 0- 3          |      |      |       |           |
| 1- 4              | 0- 0     | 0- 0      | AWAY           | 0- 1       | 0- 1        | 1- 2          |      |      |       |           |
| 0- 0              | 0- 0     | 0- 0      | NEUTRAL        | 0- 0       | 0- 0        | 0- 0          |      |      |       |           |
| 1- 8              | 0- 0     | 0- 0      | NON-CONFERENCE | 0- 1       | 0- 2        | 1- 5          |      |      |       |           |
| 0- 4              | 0- 0     | 0- 0      | HOME           | 0- 0       | 0- 1        | 0- 3          |      |      |       |           |
| 1- 4              | 0- 0     | 0- 0      | AWAY           | 0- 1       | 0- 1        | 1- 2          |      |      |       |           |
| 0- 0              | 0- 0     | 0- 0      | NEUTRAL        | 0- 0       | 0- 0        | 0- 0          |      |      |       |           |
| 0- 0              | 0- 0     | 0- 0      | CONFERENCE     | 0- 0       | 0- 0        | 0- 0          |      |      |       |           |
| 0- 0              | 0- 0     | 0- 0      | HOME           | 0- 0       | 0- 0        | 0- 0          |      |      |       |           |
| 0- 0              | 0- 0     | 0- 0      | AWAY           | 0- 0       | 0- 0        | 0- 0          |      |      |       |           |
| 0- 0              | 0- 0     | 0- 0      | NEUTRAL        | 0- 0       | 0- 0        | 0- 0          |      |      |       |           |

| RPI 1-25                  |   |          |       | RPI 26-50 |   |          |       | RPI 51-100 |   |                  |       | RPI 101+ |     |          |                  | Team's RPI: 344 |    |
|---------------------------|---|----------|-------|-----------|---|----------|-------|------------|---|------------------|-------|----------|-----|----------|------------------|-----------------|----|
| RPI                       | S | Opponent | Score | RPI       | S | Opponent | Score | RPI        | S | Opponent         | Score | RPI      | S   | Opponent | Score            |                 |    |
|                           |   |          |       |           |   |          |       | 91         | A | Arkansas         | 46    | 92       | 109 | A        | Ole Miss         | 40              | 97 |
|                           |   |          |       |           |   |          |       |            |   |                  |       |          | 125 | H        | Rice             | 50              | 93 |
|                           |   |          |       |           |   |          |       |            |   |                  |       |          | 210 | H        | Louisiana Tech   | 53              | 73 |
|                           |   |          |       |           |   |          |       |            |   |                  |       |          | 220 | H        | Grambling        | 54              | 59 |
|                           |   |          |       |           |   |          |       |            |   |                  |       |          | 264 | H        | McNeese          | 52              | 78 |
|                           |   |          |       |           |   |          |       |            |   |                  |       |          | 304 | A        | Nicholls St.     | 54              | 73 |
|                           |   |          |       |           |   |          |       |            |   |                  |       |          | 326 | A        | Northwestern St. | 65              | 67 |
|                           |   |          |       |           |   |          |       |            |   |                  |       |          | 341 | A        | Houston Baptist  | 77              | 65 |
| LAST 12 Division I GAMES: |   |          |       |           |   |          |       |            |   |                  |       |          |     |          |                  |                 |    |
|                           |   |          |       |           |   |          |       | 109        | A | Ole Miss         | 40    | 97       | 341 | A        | Houston Baptist  | 77              | 65 |
|                           |   |          |       |           |   |          |       | 326        | A | Northwestern St. | 65    | 67       | 125 | H        | Rice             | 50              | 93 |
|                           |   |          |       |           |   |          |       | 210        | H | Louisiana Tech   | 53    | 73       | 264 | H        | McNeese          | 52              | 78 |
|                           |   |          |       |           |   |          |       | 304        | A | Nicholls St.     | 54    | 73       |     |          |                  |                 |    |
|                           |   |          |       |           |   |          |       | 220        | H | Grambling        | 54    | 59       |     |          |                  |                 |    |
|                           |   |          |       |           |   |          |       | 91         | A | Arkansas         | 46    | 92       |     |          |                  |                 |    |

Non-Div I Games: Centenary (LA) 83 39 LSU-Alexandria 73 61

La.-Monroe

## Lafayette

Through Games Of Dec. 23, 2016

|                   |          |           |                |            |             |               |      |      |       |           |
|-------------------|----------|-----------|----------------|------------|-------------|---------------|------|------|-------|-----------|
| Average RPI Win:  | 155      | WON-LOST  | WINNING        | LAST 10    | STRENGTH OF | OPP. STRENGTH | TEAM | ADJ. | CONF. | ADJ CONF. |
| Average RPI Loss: | 139      | RECORD    | PCT. RANK      | GAMES      | SCHEDULE    | OF SCHEDULE   | RPI  | RPI  | RPI   | RPI       |
| DIV. I ONLY       | 1- 11    | 332       | 0- 10          | 153        | 160         | 290           | 290  | 24   | 24    |           |
| DIV. I NON-CONF.  | 1- 11    | 332       | 1- 11          | 153        | 161         | 288           | 288  | 24   | 24    |           |
| TOTALS            | RPI 1-25 | RPI 26-50 | W-L RECORDS    | RPI 51-100 | RPI 101-150 | RPI 150+      |      |      |       |           |
| 1- 11             | 0- 1     | 0- 1      | OVERALL        | 0- 3       | 0- 2        | 1- 4          |      |      |       |           |
| 0- 3              | 0- 0     | 0- 1      | HOME           | 0- 0       | 0- 0        | 0- 2          |      |      |       |           |
| 1- 5              | 0- 1     | 0- 0      | AWAY           | 0- 2       | 0- 1        | 1- 1          |      |      |       |           |
| 0- 3              | 0- 0     | 0- 0      | NEUTRAL        | 0- 1       | 0- 1        | 0- 1          |      |      |       |           |
| 1- 11             | 0- 1     | 0- 1      | NON-CONFERENCE | 0- 3       | 0- 2        | 1- 4          |      |      |       |           |
| 0- 3              | 0- 0     | 0- 1      | HOME           | 0- 0       | 0- 0        | 0- 2          |      |      |       |           |
| 1- 5              | 0- 1     | 0- 0      | AWAY           | 0- 2       | 0- 1        | 1- 1          |      |      |       |           |
| 0- 3              | 0- 0     | 0- 0      | NEUTRAL        | 0- 1       | 0- 1        | 0- 1          |      |      |       |           |
| 0- 0              | 0- 0     | 0- 0      | CONFERENCE     | 0- 0       | 0- 0        | 0- 0          |      |      |       |           |
| 0- 0              | 0- 0     | 0- 0      | HOME           | 0- 0       | 0- 0        | 0- 0          |      |      |       |           |
| 0- 0              | 0- 0     | 0- 0      | AWAY           | 0- 0       | 0- 0        | 0- 0          |      |      |       |           |
| 0- 0              | 0- 0     | 0- 0      | NEUTRAL        | 0- 0       | 0- 0        | 0- 0          |      |      |       |           |

| RPI 1-25                  |   |               |       | RPI 26-50 |   |          |       | RPI 51-100 |   |                 |       | RPI 101+ Team's RPI: 290 |   |               |       |
|---------------------------|---|---------------|-------|-----------|---|----------|-------|------------|---|-----------------|-------|--------------------------|---|---------------|-------|
| RPI                       | S | Opponent      | Score | RPI       | S | Opponent | Score | RPI        | S | Opponent        | Score | RPI                      | S | Opponent      | Score |
| 24                        | A | Louisville    | 48 92 | 38        | H | Drexel   | 39 81 | 65         | A | Duquesne        | 52 67 | 111                      | A | Rider         | 58 76 |
|                           |   |               |       |           |   |          |       | 75         | A | St. John's (NY) | 46 64 | 134                      | N | Chattanooga   | 43 68 |
|                           |   |               |       |           |   |          |       | 98         | N | Hampton         | 55 58 | 155                      | A | La Salle      | 56 49 |
|                           |   |               |       |           |   |          |       |            |   |                 |       | 216                      | A | Princeton     | 27 65 |
|                           |   |               |       |           |   |          |       |            |   |                 |       | 230                      | H | Robert Morris | 51 62 |
|                           |   |               |       |           |   |          |       |            |   |                 |       | 259                      | H | Penn          | 47 64 |
|                           |   |               |       |           |   |          |       |            |   |                 |       | 276                      | N | Bowling Green | 42 69 |
| LAST 12 Division I GAMES: |   |               |       |           |   |          |       |            |   |                 |       |                          |   |               |       |
| 276                       | N | Bowling Green | 42 69 | 38        | H | Drexel   | 39 81 | 65         | A | Duquesne        | 52 67 | 216                      | A | Princeton     | 27 65 |
| 24                        | A | Louisville    | 48 92 |           |   |          |       | 75         | A | St. John's (NY) | 46 64 | 259                      | H | Penn          | 47 64 |
| 134                       | N | Chattanooga   | 43 68 |           |   |          |       | 98         | N | Hampton         | 55 58 |                          |   |               |       |
| 230                       | H | Robert Morris | 51 62 |           |   |          |       |            |   |                 |       |                          |   |               |       |
| 111                       | A | Rider         | 58 76 |           |   |          |       |            |   |                 |       |                          |   |               |       |
| 155                       | A | La Salle      | 56 49 |           |   |          |       |            |   |                 |       |                          |   |               |       |

Non-Div I Games:

Lafayette

■ Loss, 
 ■ Non-Conf, 
 S Site, 
 ■ Home 
 ■ Away 
 N Neutral

|                   |          |           |                |            |             |               |      |      |       |           |
|-------------------|----------|-----------|----------------|------------|-------------|---------------|------|------|-------|-----------|
| Average RPI Win:  | 272      | WON-LOST  | WINNING        | LAST 10    | STRENGTH OF | OPP. STRENGTH | TEAM | ADJ. | CONF. | ADJ CONF. |
| Average RPI Loss: | 24       | RECORD    | PCT. RANK      | GAMES      | SCHEDULE    | OF SCHEDULE   | RPI  | RPI  | RPI   | RPI       |
| DIV. I ONLY       | 3- 3     | 160       | 3- 3           | 130        | 40          | 110           | 110  | 28   | 28    |           |
| DIV. I NON-CONF.  | 3- 3     | 161       | 3- 3           | 129        | 40          | 109           | 109  | 28   | 28    |           |
| TOTALS            | RPI 1-25 | RPI 26-50 | W-L RECORDS    | RPI 51-100 | RPI 101-150 | RPI 150+      |      |      |       |           |
| 3- 3              | 0- 2     | 0- 1      | OVERALL        | 0- 0       | 0- 0        | 3- 0          |      |      |       |           |
| 2- 0              | 0- 0     | 0- 0      | HOME           | 0- 0       | 0- 0        | 2- 0          |      |      |       |           |
| 1- 3              | 0- 2     | 0- 1      | AWAY           | 0- 0       | 0- 0        | 1- 0          |      |      |       |           |
| 0- 0              | 0- 0     | 0- 0      | NEUTRAL        | 0- 0       | 0- 0        | 0- 0          |      |      |       |           |
| 3- 3              | 0- 2     | 0- 1      | NON-CONFERENCE | 0- 0       | 0- 0        | 3- 0          |      |      |       |           |
| 2- 0              | 0- 0     | 0- 0      | HOME           | 0- 0       | 0- 0        | 2- 0          |      |      |       |           |
| 1- 3              | 0- 2     | 0- 1      | AWAY           | 0- 0       | 0- 0        | 1- 0          |      |      |       |           |
| 0- 0              | 0- 0     | 0- 0      | NEUTRAL        | 0- 0       | 0- 0        | 0- 0          |      |      |       |           |
| 0- 0              | 0- 0     | 0- 0      | CONFERENCE     | 0- 0       | 0- 0        | 0- 0          |      |      |       |           |
| 0- 0              | 0- 0     | 0- 0      | HOME           | 0- 0       | 0- 0        | 0- 0          |      |      |       |           |
| 0- 0              | 0- 0     | 0- 0      | AWAY           | 0- 0       | 0- 0        | 0- 0          |      |      |       |           |
| 0- 0              | 0- 0     | 0- 0      | NEUTRAL        | 0- 0       | 0- 0        | 0- 0          |      |      |       |           |

| RPI 1-25                  |   |            |       | RPI 26-50 |   |          |       | RPI 51-100 |   |                |       | RPI 101+ Team's RPI: 110 |   |                |       |
|---------------------------|---|------------|-------|-----------|---|----------|-------|------------|---|----------------|-------|--------------------------|---|----------------|-------|
| RPI                       | S | Opponent   | Score | RPI       | S | Opponent | Score | RPI        | S | Opponent       | Score | RPI                      | S | Opponent       | Score |
| 7                         | A | Oregon St. | 56 88 | 46        | A | Oregon   | 67 84 |            |   |                |       | 254                      | H | Loyola Chicago | 76 50 |
| 20                        | A | Kansas St. | 43 68 |           |   |          |       |            |   |                |       | 263                      | A | Canisius       | 65 51 |
|                           |   |            |       |           |   |          |       |            |   |                |       | 300                      | H | Northern Ariz. | 75 60 |
| LAST 12 Division I GAMES: |   |            |       |           |   |          |       |            |   |                |       |                          |   |                |       |
|                           |   |            |       |           |   |          |       | 254        | H | Loyola Chicago | 76 50 |                          |   |                |       |
|                           |   |            |       |           |   |          |       | 263        | A | Canisius       | 65 51 |                          |   |                |       |
|                           |   |            |       |           |   |          |       | 300        | H | Northern Ariz. | 75 60 |                          |   |                |       |
|                           |   |            |       |           |   |          |       | 20         | A | Kansas St.     | 43 68 |                          |   |                |       |
|                           |   |            |       |           |   |          |       | 46         | A | Oregon         | 67 84 |                          |   |                |       |
|                           |   |            |       |           |   |          |       | 7          | A | Oregon St.     | 56 88 |                          |   |                |       |

Non-Div I Games: St. Thomas (TX) 95 49 Louisiana Col. 94 55 Southwestern (TX) 87 41

Lamar University

Loss, Non-Conf, S Site, H Home A Away N Neutral

|                   |          |           |                |            |             |               |      |      |       |           |
|-------------------|----------|-----------|----------------|------------|-------------|---------------|------|------|-------|-----------|
| Average RPI Win:  | 280      | WON-LOST  | WINNING        | LAST 10    | STRENGTH OF | OPP. STRENGTH | TEAM | ADJ. | CONF. | ADJ CONF. |
| Average RPI Loss: | 134      | RECORD    | PCT. RANK      | GAMES      | SCHEDULE    | OF SCHEDULE   | RPI  | RPI  | RPI   | RPI       |
| DIV. I ONLY       | 4- 6     | 207       | 4- 6           | 293        | 198         | 287           | 287  | 24   | 24    |           |
| DIV. I NON-CONF.  | 4- 6     | 208       | 4- 6           | 294        | 198         | 285           | 285  | 24   | 24    |           |
| TOTALS            | RPI 1-25 | RPI 26-50 | W-L RECORDS    | RPI 51-100 | RPI 101-150 | RPI 150+      |      |      |       |           |
| 4- 6              | 0- 1     | 0- 0      | OVERALL        | 0- 1       | 0- 2        | 4- 2          |      |      |       |           |
| 3- 3              | 0- 0     | 0- 0      | HOME           | 0- 0       | 0- 1        | 3- 2          |      |      |       |           |
| 1- 3              | 0- 1     | 0- 0      | AWAY           | 0- 1       | 0- 1        | 1- 0          |      |      |       |           |
| 0- 0              | 0- 0     | 0- 0      | NEUTRAL        | 0- 0       | 0- 0        | 0- 0          |      |      |       |           |
| 4- 6              | 0- 1     | 0- 0      | NON-CONFERENCE | 0- 1       | 0- 2        | 4- 2          |      |      |       |           |
| 3- 3              | 0- 0     | 0- 0      | HOME           | 0- 0       | 0- 1        | 3- 2          |      |      |       |           |
| 1- 3              | 0- 1     | 0- 0      | AWAY           | 0- 1       | 0- 1        | 1- 0          |      |      |       |           |
| 0- 0              | 0- 0     | 0- 0      | NEUTRAL        | 0- 0       | 0- 0        | 0- 0          |      |      |       |           |
| 0- 0              | 0- 0     | 0- 0      | CONFERENCE     | 0- 0       | 0- 0        | 0- 0          |      |      |       |           |
| 0- 0              | 0- 0     | 0- 0      | HOME           | 0- 0       | 0- 0        | 0- 0          |      |      |       |           |
| 0- 0              | 0- 0     | 0- 0      | AWAY           | 0- 0       | 0- 0        | 0- 0          |      |      |       |           |
| 0- 0              | 0- 0     | 0- 0      | NEUTRAL        | 0- 0       | 0- 0        | 0- 0          |      |      |       |           |

| RPI 1-25                  |   |             |       | RPI 26-50 |   |                |       | RPI 51-100 |   |              |       | RPI 101+ Team's RPI: 287 |   |                |       |
|---------------------------|---|-------------|-------|-----------|---|----------------|-------|------------|---|--------------|-------|--------------------------|---|----------------|-------|
| RPI                       | S | Opponent    | Score | RPI       | S | Opponent       | Score | RPI        | S | Opponent     | Score | RPI                      | S | Opponent       | Score |
| 23                        | A | California  | 63 96 |           |   |                |       | 65         | A | Duquesne     | 49 63 | 111                      | H | Rider          | 68 75 |
|                           |   |             |       |           |   |                |       |            |   |              |       | 129                      | A | Villanova      | 37 59 |
|                           |   |             |       |           |   |                |       |            |   |              |       | 190                      | H | Sacred Heart   | 68 62 |
|                           |   |             |       |           |   |                |       |            |   |              |       | 225                      | H | Monmouth       | 62 73 |
|                           |   |             |       |           |   |                |       |            |   |              |       | 248                      | H | Norfolk St.    | 57 81 |
|                           |   |             |       |           |   |                |       |            |   |              |       | 279                      | H | Delaware St.   | 91 80 |
|                           |   |             |       |           |   |                |       |            |   |              |       | 318                      | A | Mt. St. Mary's | 74 57 |
|                           |   |             |       |           |   |                |       |            |   |              |       | 334                      | H | NJIT           | 84 52 |
| LAST 12 Division I GAMES: |   |             |       |           |   |                |       |            |   |              |       |                          |   |                |       |
| 23                        | A | California  | 63 96 | 318       | A | Mt. St. Mary's | 74 57 | 190        | H | Sacred Heart | 68 62 |                          |   |                |       |
| 111                       | H | Rider       | 68 75 | 279       | H | Delaware St.   | 91 80 | 65         | A | Duquesne     | 49 63 |                          |   |                |       |
| 129                       | A | Villanova   | 37 59 |           |   |                |       |            |   |              |       |                          |   |                |       |
| 334                       | H | NJIT        | 84 52 |           |   |                |       |            |   |              |       |                          |   |                |       |
| 225                       | H | Monmouth    | 62 73 |           |   |                |       |            |   |              |       |                          |   |                |       |
| 248                       | H | Norfolk St. | 57 81 |           |   |                |       |            |   |              |       |                          |   |                |       |

Non-Div I Games: East Stroudsburg 78 72

Lehigh

■ Loss, 
 ■ Non-Conf, 
 ■ S Site, 
 ■ H Home 
 ■ A Away 
 N Neutral

Liberty

Through Games Of Dec. 23, 2016

|                   |          |           |                |            |             |               |      |      |       |           |
|-------------------|----------|-----------|----------------|------------|-------------|---------------|------|------|-------|-----------|
| Average RPI Win:  | 0        | WON-LOST  | WINNING        | LAST 10    | STRENGTH OF | OPP. STRENGTH | TEAM | ADJ. | CONF. | ADJ CONF. |
| Average RPI Loss: | 177      | RECORD    | PCT. RANK      | GAMES      | SCHEDULE    | OF SCHEDULE   | RPI  | RPI  | RPI   | RPI       |
| DIV. I ONLY       | 0- 8     | 335       | 0- 8           | 205        | 298         | 337           | 337  | 25   | 25    |           |
| DIV. I NON-CONF.  | 0- 8     | 335       | 0- 8           | 206        | 298         | 337           | 337  | 25   | 25    |           |
| TOTALS            | RPI 1-25 | RPI 26-50 | W-L RECORDS    | RPI 51-100 | RPI 101-150 | RPI 150+      |      |      |       |           |
| 0- 8              | 0- 0     | 0- 1      | OVERALL        | 0- 1       | 0- 1        | 0- 5          |      |      |       |           |
| 0- 3              | 0- 0     | 0- 1      | HOME           | 0- 0       | 0- 1        | 0- 1          |      |      |       |           |
| 0- 3              | 0- 0     | 0- 0      | AWAY           | 0- 1       | 0- 0        | 0- 2          |      |      |       |           |
| 0- 2              | 0- 0     | 0- 0      | NEUTRAL        | 0- 0       | 0- 0        | 0- 2          |      |      |       |           |
| 0- 8              | 0- 0     | 0- 1      | NON-CONFERENCE | 0- 1       | 0- 1        | 0- 5          |      |      |       |           |
| 0- 3              | 0- 0     | 0- 1      | HOME           | 0- 0       | 0- 1        | 0- 1          |      |      |       |           |
| 0- 3              | 0- 0     | 0- 0      | AWAY           | 0- 1       | 0- 0        | 0- 2          |      |      |       |           |
| 0- 2              | 0- 0     | 0- 0      | NEUTRAL        | 0- 0       | 0- 0        | 0- 2          |      |      |       |           |
| 0- 0              | 0- 0     | 0- 0      | CONFERENCE     | 0- 0       | 0- 0        | 0- 0          |      |      |       |           |
| 0- 0              | 0- 0     | 0- 0      | HOME           | 0- 0       | 0- 0        | 0- 0          |      |      |       |           |
| 0- 0              | 0- 0     | 0- 0      | AWAY           | 0- 0       | 0- 0        | 0- 0          |      |      |       |           |
| 0- 0              | 0- 0     | 0- 0      | NEUTRAL        | 0- 0       | 0- 0        | 0- 0          |      |      |       |           |

| RPI S                     | Opponent          | Score | RPI S | Opponent       | Score | RPI S | Opponent          | Score | RPI S | Opponent       | Score | Team's RPI: 337 |
|---------------------------|-------------------|-------|-------|----------------|-------|-------|-------------------|-------|-------|----------------|-------|-----------------|
| 28                        | H Duke            | 38 98 | 95    | A Navy         | 66 67 | 123   | H James Madison   | 48 62 | 164   | N Central Ark. | 41 61 |                 |
|                           |                   |       |       |                |       | 197   | H Appalachian St. | 57 66 | 246   | A UTSA         | 64 80 |                 |
|                           |                   |       |       |                |       | 252   | N Richmond        | 54 63 | 309   | A Valparaiso   | 68 70 |                 |
| LAST 12 Division I GAMES: |                   |       |       |                |       |       |                   |       |       |                |       |                 |
| 95                        | A Navy            | 66 67 | 246   | A UTSA         | 64 80 |       |                   |       |       |                |       |                 |
| 252                       | N Richmond        | 54 63 | 164   | N Central Ark. | 41 61 |       |                   |       |       |                |       |                 |
| 309                       | A Valparaiso      | 68 70 |       |                |       |       |                   |       |       |                |       |                 |
| 197                       | H Appalachian St. | 57 66 |       |                |       |       |                   |       |       |                |       |                 |
| 123                       | H James Madison   | 48 62 |       |                |       |       |                   |       |       |                |       |                 |
| 28                        | H Duke            | 38 98 |       |                |       |       |                   |       |       |                |       |                 |

















































Non-Div I Games: West Liberty 64 38

Liberty

Loss, Non-Conf, S Site, H Home A Away N Neutral



|                              |          |           |                |             |               |          |      |       |           |
|------------------------------|----------|-----------|----------------|-------------|---------------|----------|------|-------|-----------|
| Average RPI Win: <b>283</b>  | WON-LOST | WINNING   | LAST 10        | STRENGTH OF | OPP. STRENGTH | TEAM     | ADJ. | CONF. | ADJ CONF. |
| Average RPI Loss: <b>182</b> | RECORD   | PCT. RANK | GAMES          | SCHEDULE    | OF SCHEDULE   | RPI      | RPI  | RPI   | RPI       |
| DIV. I ONLY                  | 2- 10    | 306       | 2- 7           | 145         | 333           | 285      | 285  | 27    | 27        |
| DIV. I NON-CONF.             | 2- 10    | 303       | 2- 9           | 147         | 333           | 283      | 283  | 27    | 27        |
| TOTALS                       | RPI 1-25 | RPI 26-50 | W-L RECORDS    | RPI 51-100  | RPI 101-150   | RPI 150+ |      |       |           |
| 2- 10                        | 0- 0     | 0- 0      | OVERALL        | 0- 1        | 0- 4          | 2- 5     |      |       |           |
| 1- 2                         | 0- 0     | 0- 0      | HOME           | 0- 0        | 0- 1          | 1- 1     |      |       |           |
| 1- 8                         | 0- 0     | 0- 0      | AWAY           | 0- 0        | 0- 0          | 1- 0     |      |       |           |
| 0- 0                         | 0- 0     | 0- 0      | NEUTRAL        | 0- 0        | 0- 0          | 0- 0     |      |       |           |
| 2- 10                        | 0- 0     | 0- 0      | NON-CONFERENCE | 0- 1        | 0- 4          | 2- 5     |      |       |           |
| 1- 2                         | 0- 0     | 0- 0      | HOME           | 0- 0        | 0- 1          | 1- 1     |      |       |           |
| 1- 8                         | 0- 0     | 0- 0      | AWAY           | 0- 1        | 0- 3          | 1- 4     |      |       |           |
| 0- 0                         | 0- 0     | 0- 0      | NEUTRAL        | 0- 0        | 0- 0          | 0- 0     |      |       |           |
| 0- 0                         | 0- 0     | 0- 0      | CONFERENCE     | 0- 0        | 0- 0          | 0- 0     |      |       |           |
| 0- 0                         | 0- 0     | 0- 0      | HOME           | 0- 0        | 0- 0          | 0- 0     |      |       |           |
| 0- 0                         | 0- 0     | 0- 0      | AWAY           | 0- 0        | 0- 0          | 0- 0     |      |       |           |
| 0- 0                         | 0- 0     | 0- 0      | NEUTRAL        | 0- 0        | 0- 0          | 0- 0     |      |       |           |

| RPI 1-25                  |   |          | RPI 26-50 |     |   | RPI 51-100                                                                              |                 |                                                                                          | RPI 101+ |                                                                                           |                   | Team's RPI: 285                                                                          |
|---------------------------|---|----------|-----------|-----|---|-----------------------------------------------------------------------------------------|-----------------|------------------------------------------------------------------------------------------|----------|-------------------------------------------------------------------------------------------|-------------------|------------------------------------------------------------------------------------------|
| RPI                       | S | Opponent | Score     | RPI | S | Opponent                                                                                | Score           | RPI                                                                                      | S        | Opponent                                                                                  | Score             |                                                                                          |
|                           |   |          |           |     |   | 86   | Belmont         | 62    |          | 109    | Ole Miss          | 49    |
|                           |   |          |           |     |   |                                                                                         |                 |                                                                                          |          | 118    | Alabama           | 35    |
|                           |   |          |           |     |   |                                                                                         |                 |                                                                                          |          | 127    | Tennessee St.     | 71    |
|                           |   |          |           |     |   |                                                                                         |                 |                                                                                          |          | 131    | Western Ky.       | 35    |
|                           |   |          |           |     |   |                                                                                         |                 |                                                                                          |          | 198    | Morehead St.      | 53    |
|                           |   |          |           |     |   |                                                                                         |                 |                                                                                          |          | 239    | Charleston So.    | 52    |
|                           |   |          |           |     |   |                                                                                         |                 |                                                                                          |          | 242    | Ball St.          | 78    |
|                           |   |          |           |     |   |                                                                                         |                 |                                                                                          |          | 250    | Loyola Maryland   | 30    |
|                           |   |          |           |     |   |                                                                                         |                 |                                                                                          |          | 282    | Southeast Mo. St. | 63    |
|                           |   |          |           |     |   |                                                                                         |                 |                                                                                          |          | 283    | Murray St.        | 59    |
|                           |   |          |           |     |   |                                                                                         |                 |                                                                                          |          | 324    | Tennessee Tech    | 71    |
| LAST 12 Division I GAMES: |   |          |           |     |   |                                                                                         |                 |                                                                                          |          |                                                                                           |                   |                                                                                          |
|                           |   |          |           |     |   | 86   | Belmont         | 62  |          | 324  | Tennessee Tech    | 71  |
|                           |   |          |           |     |   | 239  | Charleston So.  | 52  |          | 242  | Ball St.          | 78  |
|                           |   |          |           |     |   | 283  | Murray St.      | 59  |          | 131  | Western Ky.       | 35  |
|                           |   |          |           |     |   | 118  | Alabama         | 35  |          | 127  | Tennessee St.     | 71  |
|                           |   |          |           |     |   | 109  | Ole Miss        | 49  |          | 282  | Southeast Mo. St. | 63  |
|                           |   |          |           |     |   | 250  | Loyola Maryland | 30  |          | 198  | Morehead St.      | 53  |

Non-Div I Games: Anderson (SC) 66 59

Lipscomb

Little Rock

Through Games Of Dec. 23, 2016

|                   |          |           |                |            |             |               |      |      |       |           |
|-------------------|----------|-----------|----------------|------------|-------------|---------------|------|------|-------|-----------|
| Average RPI Win:  | 178      | WON-LOST  | WINNING        | LAST 10    | STRENGTH OF | OPP. STRENGTH | TEAM | ADJ. | CONF. | ADJ CONF. |
| Average RPI Loss: | 31       | RECORD    | PCT. RANK      | GAMES      | SCHEDULE    | OF SCHEDULE   | RPI  | RPI  | RPI   | RPI       |
| DIV. I ONLY       | 6- 6     | 160       | 0- 1           | 20         | 48          | 61            | 61   | 19   | 19    |           |
| DIV. I NON-CONF.  | 6- 6     | 161       | 0- 1           | 20         | 48          | 62            | 62   | 19   | 19    |           |
| TOTALS            | RPI 1-25 | RPI 26-50 | W-L RECORDS    | RPI 51-100 | RPI 101-150 | RPI 150+      |      |      |       |           |
| 6- 6              | 0- 4     | 0- 1      | OVERALL        | 1- 1       | 0- 0        | 5- 0          |      |      |       |           |
| 3- 2              | 0- 1     | 0- 1      | HOME           | 1- 0       | 0- 0        | 2- 0          |      |      |       |           |
| 3- 4              | 0- 3     | 0- 0      | AWAY           | 0- 1       | 0- 0        | 3- 0          |      |      |       |           |
| 0- 0              | 0- 0     | 0- 0      | NEUTRAL        | 0- 0       | 0- 0        | 0- 0          |      |      |       |           |
| 6- 6              | 0- 4     | 0- 1      | NON-CONFERENCE | 1- 1       | 0- 0        | 5- 0          |      |      |       |           |
| 3- 2              | 0- 1     | 0- 1      | HOME           | 1- 0       | 0- 0        | 2- 0          |      |      |       |           |
| 3- 4              | 0- 3     | 0- 0      | AWAY           | 0- 1       | 0- 0        | 3- 0          |      |      |       |           |
| 0- 0              | 0- 0     | 0- 0      | NEUTRAL        | 0- 0       | 0- 0        | 0- 0          |      |      |       |           |
| 0- 0              | 0- 0     | 0- 0      | CONFERENCE     | 0- 0       | 0- 0        | 0- 0          |      |      |       |           |
| 0- 0              | 0- 0     | 0- 0      | HOME           | 0- 0       | 0- 0        | 0- 0          |      |      |       |           |
| 0- 0              | 0- 0     | 0- 0      | AWAY           | 0- 0       | 0- 0        | 0- 0          |      |      |       |           |
| 0- 0              | 0- 0     | 0- 0      | NEUTRAL        | 0- 0       | 0- 0        | 0- 0          |      |      |       |           |

| RPI 1-25                  |   |                 |       | RPI 26-50 |   |                 |       | RPI 51-100 |   |              |       | Team's RPI: 61 | RPI 101+ |   |              |       |
|---------------------------|---|-----------------|-------|-----------|---|-----------------|-------|------------|---|--------------|-------|----------------|----------|---|--------------|-------|
| RPI                       | S | Opponent        | Score | RPI       | S | Opponent        | Score | RPI        | S | Opponent     | Score |                | RPI      | S | Opponent     | Score |
| 5                         | H | Mississippi St. | 44 58 | 43        | H | Texas A&M       | 37 55 | 73         | H | Oral Roberts | 56 50 |                | 156      | H | Saint Louis  | 56 43 |
| 9                         | A | LSU             | 49 69 |           |   |                 |       | 97         | A | Fordham      | 43 65 |                | 159      | A | Missouri St. | 58 47 |
| 10                        | A | Green Bay       | 31 57 |           |   |                 |       |            |   |              |       |                | 185      | A | Tulsa        | 63 58 |
| 21                        | A | Oklahoma        | 58 68 |           |   |                 |       |            |   |              |       |                | 219      | A | Memphis      | 54 44 |
|                           |   |                 |       |           |   |                 |       |            |   |              |       |                | 274      | H | North Texas  | 55 44 |
| LAST 12 Division I GAMES: |   |                 |       |           |   |                 |       |            |   |              |       |                |          |   |              |       |
| 159                       | A | Missouri St.    | 58 47 | 97        | A | Fordham         | 43 65 |            |   |              |       |                |          |   |              |       |
| 156                       | H | Saint Louis     | 56 43 | 9         | A | LSU             | 49 69 |            |   |              |       |                |          |   |              |       |
| 43                        | H | Texas A&M       | 37 55 | 185       | A | Tulsa           | 63 58 |            |   |              |       |                |          |   |              |       |
| 21                        | A | Oklahoma        | 58 68 | 5         | H | Mississippi St. | 44 58 |            |   |              |       |                |          |   |              |       |
| 10                        | A | Green Bay       | 31 57 | 219       | A | Memphis         | 54 44 |            |   |              |       |                |          |   |              |       |
| 274                       | H | North Texas     | 55 44 | 73        | H | Oral Roberts    | 56 50 |            |   |              |       |                |          |   |              |       |

Non-Div I Games:

Little Rock

Loss, Non-Conf, S Site, H Home A Away N Neutral

|                   |          |           |                |            |             |               |      |      |       |           |
|-------------------|----------|-----------|----------------|------------|-------------|---------------|------|------|-------|-----------|
| Average RPI Win:  | 225      | WON-LOST  | WINNING        | LAST 10    | STRENGTH OF | OPP. STRENGTH | TEAM | ADJ. | CONF. | ADJ CONF. |
| Average RPI Loss: | 70       | RECORD    | PCT. RANK      | GAMES      | SCHEDULE    | OF SCHEDULE   | RPI  | RPI  | RPI   | RPI       |
| DIV. I ONLY       | 7- 6     | 157       | 4- 5           | 48         | 238         | 89            | 89   | 21   | 21    |           |
| DIV. I NON-CONF.  | 7- 6     | 158       | 5- 6           | 48         | 238         | 90            | 90   | 21   | 21    |           |
| TOTALS            | RPI 1-25 | RPI 26-50 | W-L RECORDS    | RPI 51-100 | RPI 101-150 | RPI 150+      |      |      |       |           |
| 7- 6              | 0- 1     | 1- 1      | OVERALL        | 0- 3       | 0- 0        | 6- 1          |      |      |       |           |
| 2- 1              | 0- 0     | 0- 1      | HOME           | 0- 0       | 0- 0        | 2- 0          |      |      |       |           |
| 3- 2              | 0- 0     | 0- 0      | AWAY           | 0- 1       | 0- 0        | 3- 1          |      |      |       |           |
| 2- 3              | 0- 1     | 1- 0      | NEUTRAL        | 0- 2       | 0- 0        | 1- 0          |      |      |       |           |
| 7- 6              | 0- 1     | 1- 1      | NON-CONFERENCE | 0- 3       | 0- 0        | 6- 1          |      |      |       |           |
| 2- 1              | 0- 0     | 0- 1      | HOME           | 0- 0       | 0- 0        | 2- 0          |      |      |       |           |
| 3- 2              | 0- 0     | 0- 0      | AWAY           | 0- 1       | 0- 0        | 3- 1          |      |      |       |           |
| 2- 3              | 0- 1     | 1- 0      | NEUTRAL        | 0- 2       | 0- 0        | 1- 0          |      |      |       |           |
| 0- 0              | 0- 0     | 0- 0      | CONFERENCE     | 0- 0       | 0- 0        | 0- 0          |      |      |       |           |
| 0- 0              | 0- 0     | 0- 0      | HOME           | 0- 0       | 0- 0        | 0- 0          |      |      |       |           |
| 0- 0              | 0- 0     | 0- 0      | AWAY           | 0- 0       | 0- 0        | 0- 0          |      |      |       |           |
| 0- 0              | 0- 0     | 0- 0      | NEUTRAL        | 0- 0       | 0- 0        | 0- 0          |      |      |       |           |

| RPI 1-25                  |   |              |       | RPI 26-50 |   |                     |       | RPI 51-100 |   |                     |       | Team's RPI: 89 | RPI 101+ |   |                  |       |
|---------------------------|---|--------------|-------|-----------|---|---------------------|-------|------------|---|---------------------|-------|----------------|----------|---|------------------|-------|
| RPI                       | S | Opponent     | Score | RPI       | S | Opponent            | Score | RPI        | S | Opponent            | Score |                | RPI      | S | Opponent         | Score |
| 13                        | N | Oklahoma St. | 57 63 | 28        | H | Duke                | 46 83 | 58         | N | Florida             | 53 83 |                | 162      | H | Houston          | 65 55 |
|                           |   |              |       | 39        | N | South Fla.          | 73 68 | 69         | N | Quinnipiac          | 60 63 |                | 177      | A | San Francisco    | 71 73 |
|                           |   |              |       |           |   |                     |       | 77         | A | Southern California | 74 82 |                | 231      | A | Loyola Marymount | 81 78 |
|                           |   |              |       |           |   |                     |       |            |   |                     |       |                | 232      | H | Pacific          | 66 58 |
|                           |   |              |       |           |   |                     |       |            |   |                     |       |                | 255      | A | Nevada           | 97 93 |
|                           |   |              |       |           |   |                     |       |            |   |                     |       |                | 324      | N | Boston U.        | 61 48 |
|                           |   |              |       |           |   |                     |       |            |   |                     |       |                | 335      | A | Pepperdine       | 44 41 |
| LAST 12 Division I GAMES: |   |              |       |           |   |                     |       |            |   |                     |       |                |          |   |                  |       |
|                           |   |              |       | 58        | N | Florida             | 53 83 | 69         | N | Quinnipiac          | 60 63 |                |          |   |                  |       |
|                           |   |              |       | 77        | A | Southern California | 74 82 | 13         | N | Oklahoma St.        | 57 63 |                |          |   |                  |       |
|                           |   |              |       | 28        | H | Duke                | 46 83 | 39         | N | South Fla.          | 73 68 |                |          |   |                  |       |
|                           |   |              |       | 177       | A | San Francisco       | 71 73 | 231        | A | Loyola Marymount    | 81 78 |                |          |   |                  |       |
|                           |   |              |       | 162       | H | Houston             | 65 55 | 232        | H | Pacific             | 66 58 |                |          |   |                  |       |
|                           |   |              |       | 335       | A | Pepperdine          | 44 41 | 324        | N | Boston U.           | 61 48 |                |          |   |                  |       |

Non-Div I Games: Biola 76 48

Long Beach St.

■ Loss, 
 ■ Non-Conf, 
 ■ S Site, 
 ■ H Home 
 ■ A Away 
 N Neutral

|                   |          |           |                |            |             |               |      |      |       |           |
|-------------------|----------|-----------|----------------|------------|-------------|---------------|------|------|-------|-----------|
| Average RPI Win:  | 340      | WON-LOST  | WINNING        | LAST 10    | STRENGTH OF | OPP. STRENGTH | TEAM | ADJ. | CONF. | ADJ CONF. |
| Average RPI Loss: | 141      | RECORD    | PCT. RANK      | GAMES      | SCHEDULE    | OF SCHEDULE   | RPI  | RPI  | RPI   | RPI       |
| DIV. I ONLY       | 1- 7     | 312       | 1- 7           | 64         | 328         | 238           | 238  | 25   | 25    |           |
| DIV. I NON-CONF.  | 1- 7     | 309       | 1- 7           | 66         | 328         | 239           | 239  | 25   | 25    |           |
| TOTALS            | RPI 1-25 | RPI 26-50 | W-L RECORDS    | RPI 51-100 | RPI 101-150 | RPI 150+      |      |      |       |           |
| 1- 7              | 0- 0     | 0- 3      | OVERALL        | 0- 1       | 0- 0        | 1- 3          |      |      |       |           |
| 0- 1              | 0- 0     | 0- 0      | HOME           | 0- 0       | 0- 0        | 0- 1          |      |      |       |           |
| 1- 6              | 0- 0     | 0- 0      | AWAY           | 0- 1       | 0- 0        | 1- 0          |      |      |       |           |
| 0- 0              | 0- 0     | 0- 0      | NEUTRAL        | 0- 0       | 0- 0        | 0- 0          |      |      |       |           |
| 1- 7              | 0- 0     | 0- 3      | NON-CONFERENCE | 0- 1       | 0- 0        | 1- 3          |      |      |       |           |
| 0- 1              | 0- 0     | 0- 0      | HOME           | 0- 0       | 0- 0        | 0- 1          |      |      |       |           |
| 1- 6              | 0- 0     | 0- 3      | AWAY           | 0- 1       | 0- 0        | 1- 2          |      |      |       |           |
| 0- 0              | 0- 0     | 0- 0      | NEUTRAL        | 0- 0       | 0- 0        | 0- 0          |      |      |       |           |
| 0- 0              | 0- 0     | 0- 0      | CONFERENCE     | 0- 0       | 0- 0        | 0- 0          |      |      |       |           |
| 0- 0              | 0- 0     | 0- 0      | HOME           | 0- 0       | 0- 0        | 0- 0          |      |      |       |           |
| 0- 0              | 0- 0     | 0- 0      | AWAY           | 0- 0       | 0- 0        | 0- 0          |      |      |       |           |
| 0- 0              | 0- 0     | 0- 0      | NEUTRAL        | 0- 0       | 0- 0        | 0- 0          |      |      |       |           |

| RPI 1-25                  |   |          |       | RPI 26-50 |   |           |        | RPI 51-100 |   |                     |        | RPI 101+ Team's RPI: 238 |   |                     |       |
|---------------------------|---|----------|-------|-----------|---|-----------|--------|------------|---|---------------------|--------|--------------------------|---|---------------------|-------|
| RPI                       | S | Opponent | Score | RPI       | S | Opponent  | Score  | RPI        | S | Opponent            | Score  | RPI                      | S | Opponent            | Score |
|                           |   |          |       | 28        | A | Duke      | 48 105 | 74         | A | West Virginia       | 40 107 | 196                      | A | Marshall            | 50 70 |
|                           |   |          |       | 42        | A | Marquette | 37 87  |            |   |                     |        | 248                      | H | Norfolk St.         | 56 85 |
|                           |   |          |       | 50        | A | Charlotte | 41 66  |            |   |                     |        | 340                      | A | UMass Lowell        | 72 59 |
|                           |   |          |       |           |   |           |        |            |   |                     |        | 348                      | A | Fairleigh Dickinson | 59 75 |
| LAST 12 Division I GAMES: |   |          |       |           |   |           |        |            |   |                     |        |                          |   |                     |       |
|                           |   |          |       | 28        | A | Duke      | 48 105 | 196        | A | Marshall            | 50 70  |                          |   |                     |       |
|                           |   |          |       | 42        | A | Marquette | 37 87  | 74         | A | West Virginia       | 40 107 |                          |   |                     |       |
|                           |   |          |       |           |   |           |        | 50         | A | Charlotte           | 41 66  |                          |   |                     |       |
|                           |   |          |       |           |   |           |        | 248        | H | Norfolk St.         | 56 85  |                          |   |                     |       |
|                           |   |          |       |           |   |           |        | 340        | A | UMass Lowell        | 72 59  |                          |   |                     |       |
|                           |   |          |       |           |   |           |        | 348        | A | Fairleigh Dickinson | 59 75  |                          |   |                     |       |

Non-Div I Games: West Va. Tech 58 76

Longwood

| Average RPI Win: 266  |          | WON-LOST  | WINNING   | LAST 10        | STRENGTH OF | OPP. STRENGTH | TEAM        | ADJ.     | CONF. | ADJ CONF. |
|-----------------------|----------|-----------|-----------|----------------|-------------|---------------|-------------|----------|-------|-----------|
| Average RPI Loss: 101 |          | RECORD    | PCT. RANK | GAMES          | SCHEDULE    | OF SCHEDULE   | RPI         | RPI      | RPI   | RPI       |
| DIV. I ONLY           |          | 4- 3      | 141       | 4- 3           | 256         | 70            | 176         | 176      | 19    | 19        |
| DIV. I NON-CONF.      |          | 4- 3      | 140       | 4- 3           | 257         | 70            | 176         | 176      | 19    | 19        |
| TOTALS                | RPI 1-25 | RPI 26-50 |           | W-L RECORDS    |             | RPI 51-100    | RPI 101-150 | RPI 150+ |       |           |
| 4- 3                  | 0- 1     | 0- 0      |           | OVERALL        |             | 0- 0          | 0- 1        | 4- 1     |       |           |
| 2- 1                  | 0- 0     | 0- 0      |           | HOME           |             | 0- 0          | 0- 0        | 2- 1     |       |           |
| 1- 1                  | 0- 0     | 0- 0      |           | AWAY           |             | 0- 0          | 0- 1        | 1- 0     |       |           |
| 1- 1                  | 0- 1     | 0- 0      |           | NEUTRAL        |             | 0- 0          | 0- 0        | 1- 0     |       |           |
| 4- 3                  | 0- 1     | 0- 0      |           | NON-CONFERENCE |             | 0- 0          | 0- 1        | 4- 1     |       |           |
| 2- 1                  | 0- 0     | 0- 0      |           | HOME           |             | 0- 0          | 0- 0        | 2- 1     |       |           |
| 1- 1                  | 0- 0     | 0- 0      |           | AWAY           |             | 0- 0          | 0- 1        | 1- 0     |       |           |
| 1- 1                  | 0- 1     | 0- 0      |           | NEUTRAL        |             | 0- 0          | 0- 0        | 1- 0     |       |           |
| 0- 0                  | 0- 0     | 0- 0      |           | CONFERENCE     |             | 0- 0          | 0- 0        | 0- 0     |       |           |
| 0- 0                  | 0- 0     | 0- 0      |           | HOME           |             | 0- 0          | 0- 0        | 0- 0     |       |           |
| 0- 0                  | 0- 0     | 0- 0      |           | AWAY           |             | 0- 0          | 0- 0        | 0- 0     |       |           |
| 0- 0                  | 0- 0     | 0- 0      |           | NEUTRAL        |             | 0- 0          | 0- 0        | 0- 0     |       |           |

| RPI 1-25                  |   |                  |       | RPI 26-50 |   |                   |       | RPI 51-100 |   |          |       | RPI 101+ |   |                   |       | Team's RPI: 176 |  |
|---------------------------|---|------------------|-------|-----------|---|-------------------|-------|------------|---|----------|-------|----------|---|-------------------|-------|-----------------|--|
| RPI                       | S | Opponent         | Score | RPI       | S | Opponent          | Score | RPI        | S | Opponent | Score | RPI      | S | Opponent          | Score |                 |  |
| 2                         | N | Notre Dame       | 51 91 |           |   |                   |       |            |   |          |       | 139      | A | Southern Miss.    | 49 71 |                 |  |
|                           |   |                  |       |           |   |                   |       |            |   |          |       | 162      | H | Houston           | 64 69 |                 |  |
|                           |   |                  |       |           |   |                   |       |            |   |          |       | 210      | H | Louisiana Tech    | 80 72 |                 |  |
|                           |   |                  |       |           |   |                   |       |            |   |          |       | 264      | A | McNeese           | 77 70 |                 |  |
|                           |   |                  |       |           |   |                   |       |            |   |          |       | 282      | N | Southeast Mo. St. | 82 78 |                 |  |
|                           |   |                  |       |           |   |                   |       |            |   |          |       | 307      | H | Southeastern La.  | 86 77 |                 |  |
| LAST 12 Division I GAMES: |   |                  |       |           |   |                   |       |            |   |          |       |          |   |                   |       |                 |  |
| 210                       | H | Louisiana Tech   | 80 72 | 282       | N | Southeast Mo. St. | 82 78 |            |   |          |       |          |   |                   |       |                 |  |
| 307                       | H | Southeastern La. | 86 77 | 2         | N | Notre Dame        | 51 91 |            |   |          |       |          |   |                   |       |                 |  |
| 162                       | H | Houston          | 64 69 | 264       | A | McNeese           | 77 70 |            |   |          |       |          |   |                   |       |                 |  |
| 139                       | A | Southern Miss.   | 49 71 |           |   |                   |       |            |   |          |       |          |   |                   |       |                 |  |

|                  |             |    |    |               |    |    |
|------------------|-------------|----|----|---------------|----|----|
| Non-Div I Games: | Xavier (LA) | 74 | 55 | Southern-N.O. | 87 | 57 |
|------------------|-------------|----|----|---------------|----|----|

Louisiana

■ Loss, ■ Non-Conf, S Site, H Home A Away N Neutral

## Louisiana Tech

Through Games Of Dec. 23, 2016

|                   |          |           |                |            |             |               |      |      |       |           |
|-------------------|----------|-----------|----------------|------------|-------------|---------------|------|------|-------|-----------|
| Average RPI Win:  | 283      | WON-LOST  | WINNING        | LAST 10    | STRENGTH OF | OPP. STRENGTH | TEAM | ADJ. | CONF. | ADJ CONF. |
| Average RPI Loss: | 97       | RECORD    | PCT. RANK      | GAMES      | SCHEDULE    | OF SCHEDULE   | RPI  | RPI  | RPI   | RPI       |
| DIV. I ONLY       | 4- 6     | 207       | 4- 5           | 207        | 163         | 210           | 210  | 16   | 16    |           |
| DIV. I NON-CONF.  | 4- 6     | 208       | 4- 6           | 208        | 164         | 211           | 211  | 16   | 16    |           |
| TOTALS            | RPI 1-25 | RPI 26-50 | W-L RECORDS    | RPI 51-100 | RPI 101-150 | RPI 150+      |      |      |       |           |
| 4- 6              | 0- 1     | 0- 1      | OVERALL        | 0- 2       | 0- 0        | 4- 2          |      |      |       |           |
| 2- 3              | 0- 1     | 0- 1      | HOME           | 0- 1       | 0- 0        | 2- 0          |      |      |       |           |
| 2- 3              | 0- 0     | 0- 0      | AWAY           | 0- 1       | 0- 0        | 2- 2          |      |      |       |           |
| 0- 0              | 0- 0     | 0- 0      | NEUTRAL        | 0- 0       | 0- 0        | 0- 0          |      |      |       |           |
| 4- 6              | 0- 1     | 0- 1      | NON-CONFERENCE | 0- 2       | 0- 0        | 4- 2          |      |      |       |           |
| 2- 3              | 0- 1     | 0- 1      | HOME           | 0- 1       | 0- 0        | 2- 0          |      |      |       |           |
| 2- 3              | 0- 0     | 0- 0      | AWAY           | 0- 1       | 0- 0        | 2- 2          |      |      |       |           |
| 0- 0              | 0- 0     | 0- 0      | NEUTRAL        | 0- 0       | 0- 0        | 0- 0          |      |      |       |           |
| 0- 0              | 0- 0     | 0- 0      | CONFERENCE     | 0- 0       | 0- 0        | 0- 0          |      |      |       |           |
| 0- 0              | 0- 0     | 0- 0      | HOME           | 0- 0       | 0- 0        | 0- 0          |      |      |       |           |
| 0- 0              | 0- 0     | 0- 0      | AWAY           | 0- 0       | 0- 0        | 0- 0          |      |      |       |           |
| 0- 0              | 0- 0     | 0- 0      | NEUTRAL        | 0- 0       | 0- 0        | 0- 0          |      |      |       |           |

| RPI 1-25                  |   |              |       | RPI 26-50 |   |           |       | RPI 51-100 |   |          |       | RPI 101+ Team's RPI: 210 |   |              |       |
|---------------------------|---|--------------|-------|-----------|---|-----------|-------|------------|---|----------|-------|--------------------------|---|--------------|-------|
| RPI                       | S | Opponent     | Score | RPI       | S | Opponent  | Score | RPI        | S | Opponent | Score | RPI                      | S | Opponent     | Score |
| 9                         | H | LSU          | 73 77 | 40        | H | Auburn    | 66 76 | 54         | H | SFA      | 58 60 | 176                      | A | Louisiana    | 72 80 |
|                           |   |              |       |           |   |           |       | 82         | A | Clemson  | 67 78 | 219                      | A | Memphis      | 54 56 |
|                           |   |              |       |           |   |           |       |            |   |          |       | 220                      | H | Grambling    | 69 55 |
|                           |   |              |       |           |   |           |       |            |   |          |       | 264                      | A | McNeese      | 66 56 |
|                           |   |              |       |           |   |           |       |            |   |          |       | 304                      | H | Nicholls St. | 68 52 |
|                           |   |              |       |           |   |           |       |            |   |          |       | 344                      | A | La.-Monroe   | 73 53 |
| LAST 12 Division I GAMES: |   |              |       |           |   |           |       |            |   |          |       |                          |   |              |       |
| 304                       | H | Nicholls St. | 68 52 | 176       | A | Louisiana | 72 80 |            |   |          |       |                          |   |              |       |
| 54                        | H | SFA          | 58 60 | 219       | A | Memphis   | 54 56 |            |   |          |       |                          |   |              |       |
| 264                       | A | McNeese      | 66 56 | 40        | H | Auburn    | 66 76 |            |   |          |       |                          |   |              |       |
| 344                       | A | La.-Monroe   | 73 53 | 9         | H | LSU       | 73 77 |            |   |          |       |                          |   |              |       |
| 82                        | A | Clemson      | 67 78 |           |   |           |       |            |   |          |       |                          |   |              |       |
| 220                       | H | Grambling    | 69 55 |           |   |           |       |            |   |          |       |                          |   |              |       |

Non-Div I Games: LSU-Alexandria 103 63

Louisiana Tech

■ Loss, 
 ■ Non-Conf, S Site, 
 ■ Home 
 ■ Away 
 N Neutral

## Louisville

Through Games Of Dec. 23, 2016

| Average RPI Win:  | 150      | WON-LOST  | WINNING        | LAST 10    | STRENGTH OF | OPP. STRENGTH | TEAM | ADJ. | CONF. | ADJ CONF. |
|-------------------|----------|-----------|----------------|------------|-------------|---------------|------|------|-------|-----------|
| Average RPI Loss: | 13       | RECORD    | PCT. RANK      | GAMES      | SCHEDULE    | OF SCHEDULE   | RPI  | RPI  | RPI   | RPI       |
| DIV. I ONLY       | 12- 2    | 25        | 8- 2           | 62         | 42          | 24            | 24   | 3    | 3     |           |
| DIV. I NON-CONF.  | 12- 2    | 25        | 10- 2          | 64         | 42          | 24            | 24   | 3    | 3     |           |
| TOTALS            | RPI 1-25 | RPI 26-50 | W-L RECORDS    | RPI 51-100 | RPI 101-150 | RPI 150+      |      |      |       |           |
| 12- 2             | 1- 2     | 1- 0      | OVERALL        | 2- 0       | 3- 0        | 5- 0          |      |      |       |           |
| 9- 1              | 1- 1     | 1- 0      | HOME           | 1- 0       | 2- 0        | 4- 0          |      |      |       |           |
| 3- 0              | 0- 0     | 0- 0      | AWAY           | 1- 0       | 1- 0        | 1- 0          |      |      |       |           |
| 0- 1              | 0- 1     | 0- 0      | NEUTRAL        | 0- 0       | 0- 0        | 0- 0          |      |      |       |           |
| 12- 2             | 1- 2     | 1- 0      | NON-CONFERENCE | 2- 0       | 3- 0        | 5- 0          |      |      |       |           |
| 9- 1              | 1- 1     | 1- 0      | HOME           | 1- 0       | 2- 0        | 4- 0          |      |      |       |           |
| 3- 0              | 0- 0     | 0- 0      | AWAY           | 1- 0       | 1- 0        | 1- 0          |      |      |       |           |
| 0- 1              | 0- 1     | 0- 0      | NEUTRAL        | 0- 0       | 0- 0        | 0- 0          |      |      |       |           |
| 0- 0              | 0- 0     | 0- 0      | CONFERENCE     | 0- 0       | 0- 0        | 0- 0          |      |      |       |           |
| 0- 0              | 0- 0     | 0- 0      | HOME           | 0- 0       | 0- 0        | 0- 0          |      |      |       |           |
| 0- 0              | 0- 0     | 0- 0      | AWAY           | 0- 0       | 0- 0        | 0- 0          |      |      |       |           |
| 0- 0              | 0- 0     | 0- 0      | NEUTRAL        | 0- 0       | 0- 0        | 0- 0          |      |      |       |           |

| RPI                       | S | Opponent       | Score | RPI | S | Opponent           | Score | RPI | S | Opponent   | Score | RPI | S | Opponent           | Score  |
|---------------------------|---|----------------|-------|-----|---|--------------------|-------|-----|---|------------|-------|-----|---|--------------------|--------|
| 3                         | N | South Carolina | 59 83 | 44  | H | South Dakota St.   | 83 30 | 62  | A | Vanderbilt | 78 66 | 103 | A | Middle Tenn.       | 91 72  |
| 8                         | H | Kentucky       | 69 67 |     |   |                    |       | 86  | H | Belmont    | 73 50 | 131 | H | Western Ky.        | 68 61  |
| 22                        | H | Maryland       | 72 78 |     |   |                    |       |     |   |            |       | 134 | H | Chattanooga        | 63 47  |
|                           |   |                |       |     |   |                    |       |     |   |            |       | 181 | H | Col. of Charleston | 86 58  |
|                           |   |                |       |     |   |                    |       |     |   |            |       | 215 | A | UT Martin          | 100 57 |
|                           |   |                |       |     |   |                    |       |     |   |            |       | 267 | H | Evansville         | 89 47  |
|                           |   |                |       |     |   |                    |       |     |   |            |       | 276 | H | Bowling Green      | 83 58  |
|                           |   |                |       |     |   |                    |       |     |   |            |       | 290 | H | Lafayette          | 92 48  |
| LAST 12 Division I GAMES: |   |                |       |     |   |                    |       |     |   |            |       |     |   |                    |        |
| 8                         | H | Kentucky       | 69 67 | 62  | A | Vanderbilt         | 78 66 |     |   |            |       |     |   |                    |        |
| 22                        | H | Maryland       | 72 78 | 267 | H | Evansville         | 89 47 |     |   |            |       |     |   |                    |        |
| 3                         | N | South Carolina | 59 83 | 181 | H | Col. of Charleston | 86 58 |     |   |            |       |     |   |                    |        |
| 134                       | H | Chattanooga    | 63 47 | 44  | H | South Dakota St.   | 83 30 |     |   |            |       |     |   |                    |        |
| 290                       | H | Lafayette      | 92 48 | 131 | H | Western Ky.        | 68 61 |     |   |            |       |     |   |                    |        |
| 276                       | H | Bowling Green  | 83 58 | 103 | A | Middle Tenn.       | 91 72 |     |   |            |       |     |   |                    |        |

Non-Div I Games:

Louisville

■ Loss, 
■ Non-Conf, S Site, 
■ Home 
■ Away 
N Neutral

|                   |          |           |                |            |             |               |      |      |       |           |
|-------------------|----------|-----------|----------------|------------|-------------|---------------|------|------|-------|-----------|
| Average RPI Win:  | 313      | WON-LOST  | WINNING        | LAST 10    | STRENGTH OF | OPP. STRENGTH | TEAM | ADJ. | CONF. | ADJ CONF. |
| Average RPI Loss: | 118      | RECORD    | PCT. RANK      | GAMES      | SCHEDULE    | OF SCHEDULE   | RPI  | RPI  | RPI   | RPI       |
| DIV. I ONLY       | 1- 10    | 329       | 1- 9           | 35         | 276         | 254           | 254  | 13   | 13    |           |
| DIV. I NON-CONF.  | 1- 10    | 329       | 1- 10          | 35         | 274         | 254           | 254  | 13   | 13    |           |
| TOTALS            | RPI 1-25 | RPI 26-50 | W-L RECORDS    | RPI 51-100 | RPI 101-150 | RPI 150+      |      |      |       |           |
| 1- 10             | 0- 2     | 0- 0      | OVERALL        | 0- 1       | 0- 4        | 1- 3          |      |      |       |           |
| 1- 3              | 0- 1     | 0- 0      | HOME           | 0- 0       | 0- 2        | 1- 0          |      |      |       |           |
| 0- 5              | 0- 1     | 0- 0      | AWAY           | 0- 0       | 0- 1        | 0- 3          |      |      |       |           |
| 0- 2              | 0- 0     | 0- 0      | NEUTRAL        | 0- 1       | 0- 1        | 0- 0          |      |      |       |           |
| 1- 10             | 0- 2     | 0- 0      | NON-CONFERENCE | 0- 1       | 0- 4        | 1- 3          |      |      |       |           |
| 1- 3              | 0- 1     | 0- 0      | HOME           | 0- 0       | 0- 2        | 1- 0          |      |      |       |           |
| 0- 5              | 0- 1     | 0- 0      | AWAY           | 0- 0       | 0- 1        | 0- 3          |      |      |       |           |
| 0- 2              | 0- 0     | 0- 0      | NEUTRAL        | 0- 1       | 0- 1        | 0- 0          |      |      |       |           |
| 0- 0              | 0- 0     | 0- 0      | CONFERENCE     | 0- 0       | 0- 0        | 0- 0          |      |      |       |           |
| 0- 0              | 0- 0     | 0- 0      | HOME           | 0- 0       | 0- 0        | 0- 0          |      |      |       |           |
| 0- 0              | 0- 0     | 0- 0      | AWAY           | 0- 0       | 0- 0        | 0- 0          |      |      |       |           |
| 0- 0              | 0- 0     | 0- 0      | NEUTRAL        | 0- 0       | 0- 0        | 0- 0          |      |      |       |           |

| RPI 1-25                  |   |               |        | RPI 26-50 |   |                  |        | RPI 51-100 |   |          |       | RPI 101+ Team's RPI: 254 |   |                  |       |
|---------------------------|---|---------------|--------|-----------|---|------------------|--------|------------|---|----------|-------|--------------------------|---|------------------|-------|
| RPI                       | S | Opponent      | Score  | RPI       | S | Opponent         | Score  | RPI        | S | Opponent | Score | RPI                      | S | Opponent         | Score |
| 18                        | A | Miami (FL)    | 43 81  |           |   |                  |        | 82         | N | Clemson  | 40 61 | 110                      | A | Lamar University | 50 76 |
| 19                        | H | DePaul        | 46 107 |           |   |                  |        |            |   |          |       | 121                      | H | Northern Ill.    | 70 90 |
|                           |   |               |        |           |   |                  |        |            |   |          |       | 145                      | H | Milwaukee        | 46 73 |
|                           |   |               |        |           |   |                  |        |            |   |          |       | 149                      | N | Troy             | 67 91 |
|                           |   |               |        |           |   |                  |        |            |   |          |       | 172                      | A | Pittsburgh       | 35 59 |
|                           |   |               |        |           |   |                  |        |            |   |          |       | 178                      | A | Central Mich.    | 57 95 |
|                           |   |               |        |           |   |                  |        |            |   |          |       | 182                      | A | Western Mich.    | 53 65 |
|                           |   |               |        |           |   |                  |        |            |   |          |       | 313                      | H | Chicago St.      | 59 54 |
| LAST 12 Division I GAMES: |   |               |        |           |   |                  |        |            |   |          |       |                          |   |                  |       |
| 178                       | A | Central Mich. | 57 95  | 110       | A | Lamar University | 50 76  |            |   |          |       |                          |   |                  |       |
| 149                       | N | Troy          | 67 91  | 19        | H | DePaul           | 46 107 |            |   |          |       |                          |   |                  |       |
| 82                        | N | Clemson       | 40 61  | 313       | H | Chicago St.      | 59 54  |            |   |          |       |                          |   |                  |       |
| 145                       | H | Milwaukee     | 46 73  | 18        | A | Miami (FL)       | 43 81  |            |   |          |       |                          |   |                  |       |
| 172                       | A | Pittsburgh    | 35 59  | 182       | A | Western Mich.    | 53 65  |            |   |          |       |                          |   |                  |       |
| 121                       | H | Northern Ill. | 70 90  |           |   |                  |        |            |   |          |       |                          |   |                  |       |

Non-Div I Games:

Loyola Chicago

■ Loss, 
■ Non-Conf, 
■ S Site, 
■ H Home 
■ A Away 
N Neutral



Loyola Maryland

Through Games Of Dec. 23, 2016

|                   |          |           |                |            |             |               |      |      |       |           |
|-------------------|----------|-----------|----------------|------------|-------------|---------------|------|------|-------|-----------|
| Average RPI Win:  | 304      | WON-LOST  | WINNING        | LAST 10    | STRENGTH OF | OPP. STRENGTH | TEAM | ADJ. | CONF. | ADJ CONF. |
| Average RPI Loss: | 147      | RECORD    | PCT. RANK      | GAMES      | SCHEDULE    | OF SCHEDULE   | RPI  | RPI  | RPI   | RPI       |
| DIV. I ONLY       | 4- 7     | 221       | 3- 7           | 192        | 284         | 250           | 250  | 24   | 24    |           |
| DIV. I NON-CONF.  | 4- 7     | 221       | 4- 7           | 192        | 282         | 251           | 251  | 24   | 24    |           |
| TOTALS            | RPI 1-25 | RPI 26-50 | W-L RECORDS    | RPI 51-100 | RPI 101-150 | RPI 150+      |      |      |       |           |
| 4- 7              | 0- 1     | 0- 0      | OVERALL        | 0- 0       | 0- 3        | 4- 3          |      |      |       |           |
| 3- 3              | 0- 1     | 0- 0      | HOME           | 0- 0       | 0- 1        | 3- 1          |      |      |       |           |
| 1- 4              | 0- 0     | 0- 0      | AWAY           | 0- 0       | 0- 2        | 1- 2          |      |      |       |           |
| 0- 0              | 0- 0     | 0- 0      | NEUTRAL        | 0- 0       | 0- 0        | 0- 0          |      |      |       |           |
| 4- 7              | 0- 1     | 0- 0      | NON-CONFERENCE | 0- 0       | 0- 3        | 4- 3          |      |      |       |           |
| 3- 3              | 0- 1     | 0- 0      | HOME           | 0- 0       | 0- 1        | 3- 1          |      |      |       |           |
| 1- 4              | 0- 0     | 0- 0      | AWAY           | 0- 0       | 0- 2        | 1- 2          |      |      |       |           |
| 0- 0              | 0- 0     | 0- 0      | NEUTRAL        | 0- 0       | 0- 0        | 0- 0          |      |      |       |           |
| 0- 0              | 0- 0     | 0- 0      | CONFERENCE     | 0- 0       | 0- 0        | 0- 0          |      |      |       |           |
| 0- 0              | 0- 0     | 0- 0      | HOME           | 0- 0       | 0- 0        | 0- 0          |      |      |       |           |
| 0- 0              | 0- 0     | 0- 0      | AWAY           | 0- 0       | 0- 0        | 0- 0          |      |      |       |           |
| 0- 0              | 0- 0     | 0- 0      | NEUTRAL        | 0- 0       | 0- 0        | 0- 0          |      |      |       |           |

| RPI 1-25                  |   |                      |       | RPI 26-50 |   |                   |       | RPI 51-100 |   |          |       | RPI 101+ Team's RPI: 250 |   |                      |       |
|---------------------------|---|----------------------|-------|-----------|---|-------------------|-------|------------|---|----------|-------|--------------------------|---|----------------------|-------|
| RPI                       | S | Opponent             | Score | RPI       | S | Opponent          | Score | RPI        | S | Opponent | Score | RPI                      | S | Opponent             | Score |
| 22                        | H | Maryland             | 60 79 |           |   |                   |       |            |   |          |       | 116                      | A | George Washington    | 64 74 |
|                           |   |                      |       |           |   |                   |       |            |   |          |       | 130                      | A | Cornell              | 50 58 |
|                           |   |                      |       |           |   |                   |       |            |   |          |       | 143                      | H | Delaware             | 45 47 |
|                           |   |                      |       |           |   |                   |       |            |   |          |       | 172                      | A | Pittsburgh           | 44 74 |
|                           |   |                      |       |           |   |                   |       |            |   |          |       | 179                      | H | Columbia             | 53 65 |
|                           |   |                      |       |           |   |                   |       |            |   |          |       | 266                      | A | Fairfield            | 57 58 |
|                           |   |                      |       |           |   |                   |       |            |   |          |       | 285                      | H | Lipscomb             | 74 30 |
|                           |   |                      |       |           |   |                   |       |            |   |          |       | 304                      | A | UMBC                 | 70 65 |
|                           |   |                      |       |           |   |                   |       |            |   |          |       | 308                      | H | St. Francis Brooklyn | 69 60 |
|                           |   |                      |       |           |   |                   |       |            |   |          |       | 318                      | H | Mt. St. Mary's       | 58 53 |
| LAST 12 Division I GAMES: |   |                      |       |           |   |                   |       |            |   |          |       |                          |   |                      |       |
| 172                       | A | Pittsburgh           | 44 74 | 116       | A | George Washington | 64 74 |            |   |          |       |                          |   |                      |       |
| 308                       | H | St. Francis Brooklyn | 69 60 | 22        | H | Maryland          | 60 79 |            |   |          |       |                          |   |                      |       |
| 266                       | A | Fairfield            | 57 58 | 304       | A | UMBC              | 70 65 |            |   |          |       |                          |   |                      |       |
| 130                       | A | Cornell              | 50 58 | 143       | H | Delaware          | 45 47 |            |   |          |       |                          |   |                      |       |
| 285                       | H | Lipscomb             | 74 30 | 318       | H | Mt. St. Mary's    | 58 53 |            |   |          |       |                          |   |                      |       |
|                           |   |                      |       | 179       | H | Columbia          | 53 65 |            |   |          |       |                          |   |                      |       |

Non-Div I Games:

Loyola Maryland

Loss, Non-Conf, S Site, H Home A Away N Neutral

|                   |          |           |                |            |             |               |      |      |       |           |
|-------------------|----------|-----------|----------------|------------|-------------|---------------|------|------|-------|-----------|
| Average RPI Win:  | 293      | WON-LOST  | WINNING        | LAST 10    | STRENGTH OF | OPP. STRENGTH | TEAM | ADJ. | CONF. | ADJ CONF. |
| Average RPI Loss: | 87       | RECORD    | PCT. RANK      | GAMES      | SCHEDULE    | OF SCHEDULE   | RPI  | RPI  | RPI   | RPI       |
| DIV. I ONLY       | 5- 6     | 183       | 5- 5           | 271        | 170         | 231           | 231  | 10   | 10    |           |
| DIV. I NON-CONF.  | 5- 6     | 187       | 5- 6           | 272        | 171         | 232           | 232  | 10   | 10    |           |
| TOTALS            | RPI 1-25 | RPI 26-50 | W-L RECORDS    | RPI 51-100 | RPI 101-150 | RPI 150+      |      |      |       |           |
| 5- 6              | 0- 1     | 0- 0      | OVERALL        | 0- 3       | 0- 1        | 5- 1          |      |      |       |           |
| 2- 4              | 0- 0     | 0- 0      | HOME           | 0- 2       | 0- 1        | 2- 1          |      |      |       |           |
| 3- 2              | 0- 1     | 0- 0      | AWAY           | 0- 0       | 0- 0        | 3- 0          |      |      |       |           |
| 0- 0              | 0- 0     | 0- 0      | NEUTRAL        | 0- 0       | 0- 0        | 0- 0          |      |      |       |           |
| 5- 6              | 0- 1     | 0- 0      | NON-CONFERENCE | 0- 3       | 0- 1        | 5- 1          |      |      |       |           |
| 2- 4              | 0- 0     | 0- 0      | HOME           | 0- 2       | 0- 1        | 2- 1          |      |      |       |           |
| 3- 2              | 0- 1     | 0- 0      | AWAY           | 0- 1       | 0- 0        | 3- 0          |      |      |       |           |
| 0- 0              | 0- 0     | 0- 0      | NEUTRAL        | 0- 0       | 0- 0        | 0- 0          |      |      |       |           |
| 0- 0              | 0- 0     | 0- 0      | CONFERENCE     | 0- 0       | 0- 0        | 0- 0          |      |      |       |           |
| 0- 0              | 0- 0     | 0- 0      | HOME           | 0- 0       | 0- 0        | 0- 0          |      |      |       |           |
| 0- 0              | 0- 0     | 0- 0      | AWAY           | 0- 0       | 0- 0        | 0- 0          |      |      |       |           |
| 0- 0              | 0- 0     | 0- 0      | NEUTRAL        | 0- 0       | 0- 0        | 0- 0          |      |      |       |           |

| RPI 1-25                  |   |                |       | RPI 26-50 |   |                   |       | RPI 51-100 |   |                |       | RPI 101+ Team's RPI: 231 |   |                   |       |
|---------------------------|---|----------------|-------|-----------|---|-------------------|-------|------------|---|----------------|-------|--------------------------|---|-------------------|-------|
| RPI                       | S | Opponent       | Score | RPI       | S | Opponent          | Score | RPI        | S | Opponent       | Score | RPI                      | S | Opponent          | Score |
| 13                        | A | Oklahoma St.   | 58 66 |           |   |                   |       | 76         | A | Washington St. | 45 92 | 101                      | H | UC Riverside      | 72 75 |
|                           |   |                |       |           |   |                   |       | 86         | H | Belmont        | 72 79 | 156                      | H | Saint Louis       | 76 90 |
|                           |   |                |       |           |   |                   |       | 89         | H | Long Beach St. | 78 81 | 261                      | A | San Diego St.     | 60 53 |
|                           |   |                |       |           |   |                   |       |            |   |                |       | 269                      | H | UC Santa Barbara  | 57 55 |
|                           |   |                |       |           |   |                   |       |            |   |                |       | 278                      | A | Seattle U         | 62 59 |
|                           |   |                |       |           |   |                   |       |            |   |                |       | 310                      | H | UC Irvine         | 58 39 |
|                           |   |                |       |           |   |                   |       |            |   |                |       | 349                      | A | Cal St. Fullerton | 77 62 |
| LAST 12 Division I GAMES: |   |                |       |           |   |                   |       |            |   |                |       |                          |   |                   |       |
| 101                       | H | UC Riverside   | 72 75 | 89        | H | Long Beach St.    | 78 81 |            |   |                |       |                          |   |                   |       |
| 261                       | A | San Diego St.  | 60 53 | 349       | A | Cal St. Fullerton | 77 62 |            |   |                |       |                          |   |                   |       |
| 13                        | A | Oklahoma St.   | 58 66 | 269       | H | UC Santa Barbara  | 57 55 |            |   |                |       |                          |   |                   |       |
| 156                       | H | Saint Louis    | 76 90 | 278       | A | Seattle U         | 62 59 |            |   |                |       |                          |   |                   |       |
| 76                        | A | Washington St. | 45 92 | 86        | H | Belmont           | 72 79 |            |   |                |       |                          |   |                   |       |
|                           |   |                |       | 310       | H | UC Irvine         | 58 39 |            |   |                |       |                          |   |                   |       |

Non-Div I Games:

Loyola Marymount

## Maine

Through Games Of Dec. 23, 2016

|                   |          |           |                |            |             |               |      |      |       |           |
|-------------------|----------|-----------|----------------|------------|-------------|---------------|------|------|-------|-----------|
| Average RPI Win:  | 215      | WON-LOST  | WINNING        | LAST 10    | STRENGTH OF | OPP. STRENGTH | TEAM | ADJ. | CONF. | ADJ CONF. |
| Average RPI Loss: | 42       | RECORD    | PCT. RANK      | GAMES      | SCHEDULE    | OF SCHEDULE   | RPI  | RPI  | RPI   | RPI       |
| DIV. I ONLY       | 7- 6     | 157       | 6- 4           | 34         | 154         | 72            | 72   | 23   | 23    |           |
| DIV. I NON-CONF.  | 7- 6     | 158       | 6- 6           | 34         | 155         | 73            | 73   | 23   | 23    |           |
| TOTALS            | RPI 1-25 | RPI 26-50 | W-L RECORDS    | RPI 51-100 | RPI 101-150 | RPI 150+      |      |      |       |           |
| 7- 6              | 0- 3     | 0- 1      | OVERALL        | 0- 2       | 2- 0        | 5- 0          |      |      |       |           |
| 3- 1              | 0- 1     | 0- 0      | HOME           | 0- 0       | 1- 0        | 2- 0          |      |      |       |           |
| 1- 4              | 0- 2     | 0- 1      | AWAY           | 0- 1       | 0- 0        | 1- 0          |      |      |       |           |
| 3- 1              | 0- 0     | 0- 0      | NEUTRAL        | 0- 1       | 1- 0        | 2- 0          |      |      |       |           |
| 7- 6              | 0- 3     | 0- 1      | NON-CONFERENCE | 0- 2       | 2- 0        | 5- 0          |      |      |       |           |
| 3- 1              | 0- 1     | 0- 0      | HOME           | 0- 0       | 1- 0        | 2- 0          |      |      |       |           |
| 1- 4              | 0- 2     | 0- 1      | AWAY           | 0- 1       | 0- 0        | 1- 0          |      |      |       |           |
| 3- 1              | 0- 0     | 0- 0      | NEUTRAL        | 0- 1       | 1- 0        | 2- 0          |      |      |       |           |
| 0- 0              | 0- 0     | 0- 0      | CONFERENCE     | 0- 0       | 0- 0        | 0- 0          |      |      |       |           |
| 0- 0              | 0- 0     | 0- 0      | HOME           | 0- 0       | 0- 0        | 0- 0          |      |      |       |           |
| 0- 0              | 0- 0     | 0- 0      | AWAY           | 0- 0       | 0- 0        | 0- 0          |      |      |       |           |
| 0- 0              | 0- 0     | 0- 0      | NEUTRAL        | 0- 0       | 0- 0        | 0- 0          |      |      |       |           |

| RPI 1-25                  |   |                 |       | RPI 26-50 |   |              |       | RPI 51-100 |   |          |       | RPI 101+ |   |               |       |
|---------------------------|---|-----------------|-------|-----------|---|--------------|-------|------------|---|----------|-------|----------|---|---------------|-------|
| RPI                       | S | Opponent        | Score | RPI       | S | Opponent     | Score | RPI        | S | Opponent | Score | RPI      | S | Opponent      | Score |
| 3                         | A | South Carolina  | 42 79 | 48        | A | Harvard      | 62 69 | 82         | A | Clemson  | 61 69 | 134      | N | Chattanooga   | 49 39 |
| 5                         | H | Mississippi St. | 43 87 |           |   |              |       | 98         | N | Hampton  | 49 58 | 146      | H | Purdue        | 67 47 |
| 18                        | A | Miami (FL)      | 51 76 |           |   |              |       |            |   |          |       | 221      | A | Bryant        | 77 52 |
|                           |   |                 |       |           |   |              |       |            |   |          |       | 227      | H | Northeastern  | 68 49 |
|                           |   |                 |       |           |   |              |       |            |   |          |       | 251      | N | Saint Peter's | 59 43 |
|                           |   |                 |       |           |   |              |       |            |   |          |       | 252      | N | ETSU          | 61 48 |
|                           |   |                 |       |           |   |              |       |            |   |          |       | 275      | H | Dartmouth     | 60 55 |
| LAST 12 Division I GAMES: |   |                 |       |           |   |              |       |            |   |          |       |          |   |               |       |
| 18                        | A | Miami (FL)      | 51 76 | 221       | A | Bryant       | 77 52 |            |   |          |       |          |   |               |       |
| 252                       | N | ETSU            | 61 48 | 275       | H | Dartmouth    | 60 55 |            |   |          |       |          |   |               |       |
| 3                         | A | South Carolina  | 42 79 | 227       | H | Northeastern | 68 49 |            |   |          |       |          |   |               |       |
| 251                       | N | Saint Peter's   | 59 43 | 82        | A | Clemson      | 61 69 |            |   |          |       |          |   |               |       |
| 48                        | A | Harvard         | 62 69 | 134       | N | Chattanooga  | 49 39 |            |   |          |       |          |   |               |       |
| 5                         | H | Mississippi St. | 43 87 | 98        | N | Hampton      | 49 58 |            |   |          |       |          |   |               |       |

Non-Div I Games:

Maine

  Loss, 
  Non-Conf, 
  S Site, 
  H Home 
  A Away 
N Neutral

|                   |          |           |                |            |             |               |      |      |       |           |
|-------------------|----------|-----------|----------------|------------|-------------|---------------|------|------|-------|-----------|
| Average RPI Win:  | 249      | WON-LOST  | WINNING        | LAST 10    | STRENGTH OF | OPP. STRENGTH | TEAM | ADJ. | CONF. | ADJ CONF. |
| Average RPI Loss: | 148      | RECORD    | PCT. RANK      | GAMES      | SCHEDULE    | OF SCHEDULE   | RPI  | RPI  | RPI   | RPI       |
| DIV. I ONLY       | 4- 6     | 207       | 4- 6           | 100        | 310         | 171           | 171  | 18   | 18    |           |
| DIV. I NON-CONF.  | 4- 4     | 161       | 4- 4           | 53         | 297         | 114           | 114  | 17   | 17    |           |
| TOTALS            | RPI 1-25 | RPI 26-50 | W-L RECORDS    | RPI 51-100 | RPI 101-150 | RPI 150+      |      |      |       |           |
| 4- 6              | 0- 1     | 0- 0      | OVERALL        | 0- 2       | 0- 0        | 4- 3          |      |      |       |           |
| 2- 2              | 0- 0     | 0- 0      | HOME           | 0- 0       | 0- 0        | 2- 2          |      |      |       |           |
| 2- 4              | 0- 0     | 0- 0      | AWAY           | 0- 1       | 0- 0        | 2- 0          |      |      |       |           |
| 0- 0              | 0- 0     | 0- 0      | NEUTRAL        | 0- 0       | 0- 0        | 0- 0          |      |      |       |           |
| 4- 4              | 0- 1     | 0- 0      | NON-CONFERENCE | 0- 2       | 0- 0        | 4- 1          |      |      |       |           |
| 2- 1              | 0- 0     | 0- 0      | HOME           | 0- 0       | 0- 0        | 2- 1          |      |      |       |           |
| 2- 3              | 0- 1     | 0- 0      | AWAY           | 0- 2       | 0- 0        | 2- 0          |      |      |       |           |
| 0- 0              | 0- 0     | 0- 0      | NEUTRAL        | 0- 0       | 0- 0        | 0- 0          |      |      |       |           |
| 0- 2              | 0- 0     | 0- 0      | CONFERENCE     | 0- 0       | 0- 0        | 0- 2          |      |      |       |           |
| 0- 1              | 0- 0     | 0- 0      | HOME           | 0- 0       | 0- 0        | 0- 1          |      |      |       |           |
| 0- 1              | 0- 0     | 0- 0      | AWAY           | 0- 0       | 0- 0        | 0- 1          |      |      |       |           |
| 0- 0              | 0- 0     | 0- 0      | NEUTRAL        | 0- 0       | 0- 0        | 0- 0          |      |      |       |           |

| RPI 1-25                  |   |            |       | RPI 26-50 |   |                      |       | RPI 51-100 |   |          |       | RPI 101+ Team's RPI: 171 |   |                      |       |
|---------------------------|---|------------|-------|-----------|---|----------------------|-------|------------|---|----------|-------|--------------------------|---|----------------------|-------|
| RPI                       | S | Opponent   | Score | RPI       | S | Opponent             | Score | RPI        | S | Opponent | Score | RPI                      | S | Opponent             | Score |
| 16                        | A | Buffalo    | 39 73 |           |   |                      |       | 64         | A | Bucknell | 64 69 | 160                      | H | Yale                 | 63 57 |
|                           |   |            |       |           |   |                      |       | 97         | A | Fordham  | 60 63 | 180                      | A | Iona                 | 53 70 |
|                           |   |            |       |           |   |                      |       |            |   |          |       | 206                      | A | Brown                | 58 57 |
|                           |   |            |       |           |   |                      |       |            |   |          |       | 241                      | H | Stony Brook          | 50 55 |
|                           |   |            |       |           |   |                      |       |            |   |          |       | 288                      | H | Marist               | 47 62 |
|                           |   |            |       |           |   |                      |       |            |   |          |       | 308                      | A | St. Francis Brooklyn | 55 52 |
|                           |   |            |       |           |   |                      |       |            |   |          |       | 320                      | H | Holy Cross           | 60 56 |
| LAST 12 Division I GAMES: |   |            |       |           |   |                      |       |            |   |          |       |                          |   |                      |       |
| 64                        | A | Bucknell   | 64 69 | 308       | A | St. Francis Brooklyn | 55 52 |            |   |          |       |                          |   |                      |       |
| 97                        | A | Fordham    | 60 63 | 180       | A | Iona                 | 53 70 |            |   |          |       |                          |   |                      |       |
| 160                       | H | Yale       | 63 57 | 288       | H | Marist               | 47 62 |            |   |          |       |                          |   |                      |       |
| 320                       | H | Holy Cross | 60 56 | 241       | H | Stony Brook          | 50 55 |            |   |          |       |                          |   |                      |       |
|                           |   |            |       | 206       | A | Brown                | 58 57 |            |   |          |       |                          |   |                      |       |
|                           |   |            |       | 16        | A | Buffalo              | 39 73 |            |   |          |       |                          |   |                      |       |

Non-Div I Games:

Manhattan

■ Loss, 
 ■ Non-Conf, 
 S Site, 
 ■ Home 
 ■ Away 
 N Neutral

|                   |          |           |                |            |             |               |      |      |       |           |
|-------------------|----------|-----------|----------------|------------|-------------|---------------|------|------|-------|-----------|
| Average RPI Win:  | 269      | WON-LOST  | WINNING        | LAST 10    | STRENGTH OF | OPP. STRENGTH | TEAM | ADJ. | CONF. | ADJ CONF. |
| Average RPI Loss: | 163      | RECORD    | PCT. RANK      | GAMES      | SCHEDULE    | OF SCHEDULE   | RPI  | RPI  | RPI   | RPI       |
| DIV. I ONLY       | 4- 8     | 233       | 4- 6           | 299        | 182         | 288           | 288  | 18   | 18    |           |
| DIV. I NON-CONF.  | 3- 7     | 248       | 3- 7           | 277        | 204         | 286           | 286  | 17   | 17    |           |
| TOTALS            | RPI 1-25 | RPI 26-50 | W-L RECORDS    | RPI 51-100 | RPI 101-150 | RPI 150+      |      |      |       |           |
| 4- 8              | 0- 0     | 0- 1      | OVERALL        | 0- 2       | 0- 1        | 4- 4          |      |      |       |           |
| 1- 3              | 0- 0     | 0- 0      | HOME           | 0- 1       | 0- 0        | 1- 2          |      |      |       |           |
| 2- 3              | 0- 0     | 0- 0      | AWAY           | 0- 0       | 0- 1        | 2- 2          |      |      |       |           |
| 1- 2              | 0- 0     | 0- 1      | NEUTRAL        | 0- 1       | 0- 0        | 1- 0          |      |      |       |           |
| 3- 7              | 0- 0     | 0- 1      | NON-CONFERENCE | 0- 2       | 0- 1        | 3- 3          |      |      |       |           |
| 1- 2              | 0- 0     | 0- 0      | HOME           | 0- 1       | 0- 0        | 1- 1          |      |      |       |           |
| 1- 3              | 0- 0     | 0- 0      | AWAY           | 0- 0       | 0- 1        | 1- 2          |      |      |       |           |
| 1- 2              | 0- 0     | 0- 1      | NEUTRAL        | 0- 1       | 0- 0        | 1- 0          |      |      |       |           |
| 1- 1              | 0- 0     | 0- 0      | CONFERENCE     | 0- 0       | 0- 0        | 1- 1          |      |      |       |           |
| 0- 1              | 0- 0     | 0- 0      | HOME           | 0- 0       | 0- 0        | 0- 1          |      |      |       |           |
| 1- 0              | 0- 0     | 0- 0      | AWAY           | 0- 0       | 0- 0        | 1- 0          |      |      |       |           |
| 0- 0              | 0- 0     | 0- 0      | NEUTRAL        | 0- 0       | 0- 0        | 0- 0          |      |      |       |           |

| RPI 1-25                  |   |          |       | RPI 26-50 |   |               |       | RPI 51-100 |   |               |       | RPI 101+ |   |               |       | Team's RPI: 288 |  |
|---------------------------|---|----------|-------|-----------|---|---------------|-------|------------|---|---------------|-------|----------|---|---------------|-------|-----------------|--|
| RPI                       | S | Opponent | Score | RPI       | S | Opponent      | Score | RPI        | S | Opponent      | Score | RPI      | S | Opponent      | Score |                 |  |
|                           |   |          |       | 40        | N | Auburn        | 51 52 | 83         | H | Creighton     | 50 72 | 106      | A | Hofstra       | 42 62 |                 |  |
|                           |   |          |       |           |   |               |       | 96         | N | East Carolina | 68 70 | 165      | H | Seton Hall    | 63 76 |                 |  |
|                           |   |          |       |           |   |               |       |            |   |               |       | 171      | A | Manhattan     | 62 47 |                 |  |
|                           |   |          |       |           |   |               |       |            |   |               |       | 240      | A | Rhode Island  | 61 82 |                 |  |
|                           |   |          |       |           |   |               |       |            |   |               |       | 251      | H | Saint Peter's | 69 73 |                 |  |
|                           |   |          |       |           |   |               |       |            |   |               |       | 275      | A | Dartmouth     | 66 61 |                 |  |
|                           |   |          |       |           |   |               |       |            |   |               |       | 306      | N | N.C. A&T      | 69 64 |                 |  |
|                           |   |          |       |           |   |               |       |            |   |               |       | 320      | A | Holy Cross    | 46 50 |                 |  |
|                           |   |          |       |           |   |               |       |            |   |               |       | 324      | H | Boston U.     | 76 57 |                 |  |
| LAST 12 Division I GAMES: |   |          |       |           |   |               |       |            |   |               |       |          |   |               |       |                 |  |
|                           |   |          |       | 83        | H | Creighton     | 50 72 | 171        | A | Manhattan     | 62 47 |          |   |               |       |                 |  |
|                           |   |          |       | 275       | A | Dartmouth     | 66 61 | 306        | N | N.C. A&T      | 69 64 |          |   |               |       |                 |  |
|                           |   |          |       | 324       | H | Boston U.     | 76 57 | 40         | N | Auburn        | 51 52 |          |   |               |       |                 |  |
|                           |   |          |       | 251       | H | Saint Peter's | 69 73 | 96         | N | East Carolina | 68 70 |          |   |               |       |                 |  |
|                           |   |          |       | 240       | A | Rhode Island  | 61 82 | 320        | A | Holy Cross    | 46 50 |          |   |               |       |                 |  |
|                           |   |          |       | 106       | A | Hofstra       | 42 62 | 165        | H | Seton Hall    | 63 76 |          |   |               |       |                 |  |

Non-Div I Games:

Marist

■ Loss, 
 ■ Non-Conf, 
 S Site, 
 ■ Home 
 ■ Away 
 N Neutral

|                   |          |           |                |            |             |               |      |      |       |           |
|-------------------|----------|-----------|----------------|------------|-------------|---------------|------|------|-------|-----------|
| Average RPI Win:  | 157      | WON-LOST  | WINNING        | LAST 10    | STRENGTH OF | OPP. STRENGTH | TEAM | ADJ. | CONF. | ADJ CONF. |
| Average RPI Loss: | 49       | RECORD    | PCT. RANK      | GAMES      | SCHEDULE    | OF SCHEDULE   | RPI  | RPI  | RPI   | RPI       |
| DIV. I ONLY       | 9- 2     | 37        | 8- 2           | 73         | 55          | 42            | 42   | 6    | 6     |           |
| DIV. I NON-CONF.  | 9- 2     | 37        | 9- 2           | 75         | 56          | 42            | 42   | 6    | 6     |           |
| TOTALS            | RPI 1-25 | RPI 26-50 | W-L RECORDS    | RPI 51-100 | RPI 101-150 | RPI 150+      |      |      |       |           |
| 9- 2              | 1- 1     | 1- 0      | OVERALL        | 0- 1       | 2- 0        | 5- 0          |      |      |       |           |
| 6- 1              | 0- 1     | 1- 0      | HOME           | 0- 0       | 2- 0        | 3- 0          |      |      |       |           |
| 3- 0              | 1- 0     | 0- 0      | AWAY           | 0- 0       | 0- 0        | 2- 0          |      |      |       |           |
| 0- 1              | 0- 0     | 0- 0      | NEUTRAL        | 0- 1       | 0- 0        | 0- 0          |      |      |       |           |
| 9- 2              | 1- 1     | 1- 0      | NON-CONFERENCE | 0- 1       | 2- 0        | 5- 0          |      |      |       |           |
| 6- 1              | 0- 1     | 1- 0      | HOME           | 0- 0       | 2- 0        | 3- 0          |      |      |       |           |
| 3- 0              | 1- 0     | 0- 0      | AWAY           | 0- 0       | 0- 0        | 2- 0          |      |      |       |           |
| 0- 1              | 0- 0     | 0- 0      | NEUTRAL        | 0- 1       | 0- 0        | 0- 0          |      |      |       |           |
| 0- 0              | 0- 0     | 0- 0      | CONFERENCE     | 0- 0       | 0- 0        | 0- 0          |      |      |       |           |
| 0- 0              | 0- 0     | 0- 0      | HOME           | 0- 0       | 0- 0        | 0- 0          |      |      |       |           |
| 0- 0              | 0- 0     | 0- 0      | AWAY           | 0- 0       | 0- 0        | 0- 0          |      |      |       |           |
| 0- 0              | 0- 0     | 0- 0      | NEUTRAL        | 0- 0       | 0- 0        | 0- 0          |      |      |       |           |

| RPI 1-25                  |   |            |       | RPI 26-50 |   |              |       | Team's RPI: 42 | RPI 51-100 |   |                    |        | RPI 101+ |   |                    |        |
|---------------------------|---|------------|-------|-----------|---|--------------|-------|----------------|------------|---|--------------------|--------|----------|---|--------------------|--------|
| RPI                       | S | Opponent   | Score | RPI       | S | Opponent     | Score |                | RPI        | S | Opponent           | Score  | RPI      | S | Opponent           | Score  |
| 7                         | A | Oregon St. | 74 73 | 29        | H | Arizona St.  | 75 63 |                | 87         | N | Santa Clara        | 62 65  | 115      | H | Western Ill.       | 77 61  |
| 10                        | H | Green Bay  | 63 78 |           |   |              |       |                |            |   |                    |        | 145      | H | Milwaukee          | 85 74  |
|                           |   |            |       |           |   |              |       |                |            |   |                    |        | 175      | A | Wisconsin          | 81 75  |
|                           |   |            |       |           |   |              |       |                |            |   |                    |        | 208      | H | Saint Francis (PA) | 104 91 |
|                           |   |            |       |           |   |              |       |                |            |   |                    |        | 232      | A | Pacific            | 89 75  |
|                           |   |            |       |           |   |              |       |                |            |   |                    |        | 238      | H | Longwood           | 87 37  |
|                           |   |            |       |           |   |              |       |                |            |   |                    |        | 262      | H | New Mexico         | 62 52  |
| LAST 12 Division I GAMES: |   |            |       |           |   |              |       |                |            |   |                    |        |          |   |                    |        |
| 262                       | H | New Mexico | 62 52 | 115       | H | Western Ill. | 77 61 |                | 232        | A | Pacific            | 89 75  |          |   |                    |        |
| 145                       | H | Milwaukee  | 85 74 |           |   |              |       |                | 87         | N | Santa Clara        | 62 65  |          |   |                    |        |
| 175                       | A | Wisconsin  | 81 75 |           |   |              |       |                | 7          | A | Oregon St.         | 74 73  |          |   |                    |        |
| 10                        | H | Green Bay  | 63 78 |           |   |              |       |                | 29         | H | Arizona St.        | 75 63  |          |   |                    |        |
| 238                       | H | Longwood   | 87 37 |           |   |              |       |                | 208        | H | Saint Francis (PA) | 104 91 |          |   |                    |        |

Non-Div I Games:

Marquette

## Marshall

Through Games Of Dec. 23, 2016

|                   |          |           |                |            |             |               |      |      |       |           |
|-------------------|----------|-----------|----------------|------------|-------------|---------------|------|------|-------|-----------|
| Average RPI Win:  | 284      | WON-LOST  | WINNING        | LAST 10    | STRENGTH OF | OPP. STRENGTH | TEAM | ADJ. | CONF. | ADJ CONF. |
| Average RPI Loss: | 72       | RECORD    | PCT. RANK      | GAMES      | SCHEDULE    | OF SCHEDULE   | RPI  | RPI  | RPI   | RPI       |
| DIV. I ONLY       | 6- 3     | 102       | 5- 3           | 326        | 177         | 196           | 196  | 16   | 16    |           |
| DIV. I NON-CONF.  | 6- 3     | 100       | 6- 3           | 326        | 177         | 197           | 197  | 16   | 16    |           |
| TOTALS            | RPI 1-25 | RPI 26-50 | W-L RECORDS    | RPI 51-100 | RPI 101-150 | RPI 150+      |      |      |       |           |
| 6- 3              | 0- 0     | 0- 2      | OVERALL        | 0- 0       | 0- 0        | 6- 1          |      |      |       |           |
| 4- 0              | 0- 0     | 0- 0      | HOME           | 0- 0       | 0- 0        | 4- 0          |      |      |       |           |
| 1- 2              | 0- 0     | 0- 2      | AWAY           | 0- 0       | 0- 0        | 1- 0          |      |      |       |           |
| 1- 1              | 0- 0     | 0- 0      | NEUTRAL        | 0- 0       | 0- 0        | 1- 1          |      |      |       |           |
| 6- 3              | 0- 0     | 0- 2      | NON-CONFERENCE | 0- 0       | 0- 0        | 6- 1          |      |      |       |           |
| 4- 0              | 0- 0     | 0- 0      | HOME           | 0- 0       | 0- 0        | 4- 0          |      |      |       |           |
| 1- 2              | 0- 0     | 0- 2      | AWAY           | 0- 0       | 0- 0        | 1- 0          |      |      |       |           |
| 1- 1              | 0- 0     | 0- 0      | NEUTRAL        | 0- 0       | 0- 0        | 1- 1          |      |      |       |           |
| 0- 0              | 0- 0     | 0- 0      | CONFERENCE     | 0- 0       | 0- 0        | 0- 0          |      |      |       |           |
| 0- 0              | 0- 0     | 0- 0      | HOME           | 0- 0       | 0- 0        | 0- 0          |      |      |       |           |
| 0- 0              | 0- 0     | 0- 0      | AWAY           | 0- 0       | 0- 0        | 0- 0          |      |      |       |           |
| 0- 0              | 0- 0     | 0- 0      | NEUTRAL        | 0- 0       | 0- 0        | 0- 0          |      |      |       |           |

| RPI 1-25                  |   |          | RPI 26-50 |     |   | RPI 51-100     |       |     | RPI 101+ |          |       | Team's RPI: 196       |
|---------------------------|---|----------|-----------|-----|---|----------------|-------|-----|----------|----------|-------|-----------------------|
| RPI                       | S | Opponent | Score     | RPI | S | Opponent       | Score | RPI | S        | Opponent | Score |                       |
|                           |   |          |           | 26  | A | North Carolina | 53 75 |     |          | 152      | N     | Prairie View 68 78    |
|                           |   |          |           | 37  | A | Penn St.       | 80 82 |     |          | 222      | A     | Illinois 55 53        |
|                           |   |          |           |     |   |                |       |     |          | 238      | H     | Longwood 70 50        |
|                           |   |          |           |     |   |                |       |     |          | 260      | H     | Coastal Caro. 84 66   |
|                           |   |          |           |     |   |                |       |     |          | 291      | N     | Sam Houston St. 73 50 |
|                           |   |          |           |     |   |                |       |     |          | 346      | H     | Morgan St. 62 43      |
|                           |   |          |           |     |   |                |       |     |          | 347      | H     | Florida A&M 77 67     |
| LAST 12 Division I GAMES: |   |          |           |     |   |                |       |     |          |          |       |                       |
|                           |   |          |           | 238 | H | Longwood       | 70 50 |     |          | 291      | N     | Sam Houston St. 73 50 |
|                           |   |          |           | 26  | A | North Carolina | 53 75 |     |          | 260      | H     | Coastal Caro. 84 66   |
|                           |   |          |           | 37  | A | Penn St.       | 80 82 |     |          | 347      | H     | Florida A&M 77 67     |
|                           |   |          |           | 346 | H | Morgan St.     | 62 43 |     |          | 222      | A     | Illinois 55 53        |
|                           |   |          |           | 152 | N | Prairie View   | 68 78 |     |          |          |       |                       |

Non-Div I Games: Me.-Fort Kent 136 62 Bluefield Col. 77 35

Marshall

Loss, Non-Conf, S Site, H Home A Away N Neutral

Maryland

Through Games Of Dec. 23, 2016

|                   |          |           |                |            |             |               |      |      |       |           |
|-------------------|----------|-----------|----------------|------------|-------------|---------------|------|------|-------|-----------|
| Average RPI Win:  | 167      | WON-LOST  | WINNING        | LAST 10    | STRENGTH OF | OPP. STRENGTH | TEAM | ADJ. | CONF. | ADJ CONF. |
| Average RPI Loss: | 0        | RECORD    | PCT. RANK      | GAMES      | SCHEDULE    | OF SCHEDULE   | RPI  | RPI  | RPI   | RPI       |
| DIV. I ONLY       | 12- 0    | 1         | 10- 0          | 203        | 52          | 22            | 22   | 5    | 5     |           |
| DIV. I NON-CONF.  | 12- 0    | 1         | 12- 0          | 204        | 52          | 22            | 22   | 5    | 5     |           |
| TOTALS            | RPI 1-25 | RPI 26-50 | W-L RECORDS    | RPI 51-100 | RPI 101-150 | RPI 150+      |      |      |       |           |
| 12- 0             | 1- 0     | 1- 0      | OVERALL        | 4- 0       | 0- 0        | 6- 0          |      |      |       |           |
| 6- 0              | 0- 0     | 0- 0      | HOME           | 1- 0       | 0- 0        | 5- 0          |      |      |       |           |
| 4- 0              | 1- 0     | 0- 0      | AWAY           | 2- 0       | 0- 0        | 1- 0          |      |      |       |           |
| 2- 0              | 0- 0     | 1- 0      | NEUTRAL        | 1- 0       | 0- 0        | 0- 0          |      |      |       |           |
| 12- 0             | 1- 0     | 1- 0      | NON-CONFERENCE | 4- 0       | 0- 0        | 6- 0          |      |      |       |           |
| 6- 0              | 0- 0     | 0- 0      | HOME           | 1- 0       | 0- 0        | 5- 0          |      |      |       |           |
| 4- 0              | 1- 0     | 0- 0      | AWAY           | 2- 0       | 0- 0        | 1- 0          |      |      |       |           |
| 2- 0              | 0- 0     | 1- 0      | NEUTRAL        | 1- 0       | 0- 0        | 0- 0          |      |      |       |           |
| 0- 0              | 0- 0     | 0- 0      | CONFERENCE     | 0- 0       | 0- 0        | 0- 0          |      |      |       |           |
| 0- 0              | 0- 0     | 0- 0      | HOME           | 0- 0       | 0- 0        | 0- 0          |      |      |       |           |
| 0- 0              | 0- 0     | 0- 0      | AWAY           | 0- 0       | 0- 0        | 0- 0          |      |      |       |           |
| 0- 0              | 0- 0     | 0- 0      | NEUTRAL        | 0- 0       | 0- 0        | 0- 0          |      |      |       |           |

| RPI 1-25                  |   |                |        | RPI 26-50 |   |             |       | RPI 51-100 |   |                 |        | RPI 101+ |   |                 |        |
|---------------------------|---|----------------|--------|-----------|---|-------------|-------|------------|---|-----------------|--------|----------|---|-----------------|--------|
| RPI                       | S | Opponent       | Score  | RPI       | S | Opponent    | Score | RPI        | S | Opponent        | Score  | RPI      | S | Opponent        | Score  |
| 24                        | A | Louisville     | 78 72  | 29        | N | Arizona St. | 83 42 | 65         | A | Duquesne        | 77 57  | 169      | H | Towson          | 97 63  |
|                           |   |                |        |           |   |             |       | 76         | N | Washington St.  | 79 69  | 250      | A | Loyola Maryland | 79 60  |
|                           |   |                |        |           |   |             |       | 84         | A | Niagara         | 96 64  | 251      | H | Saint Peter's   | 101 49 |
|                           |   |                |        |           |   |             |       | 90         | H | UMES            | 106 61 | 304      | H | UMBC            | 92 42  |
|                           |   |                |        |           |   |             |       |            |   |                 |        | 318      | H | Mt. St. Mary's  | 106 42 |
|                           |   |                |        |           |   |             |       |            |   |                 |        | 340      | H | UMass Lowell    | 100 44 |
| LAST 12 Division I GAMES: |   |                |        |           |   |             |       |            |   |                 |        |          |   |                 |        |
| 251                       | H | Saint Peter's  | 101 49 | 65        | A | Duquesne    | 77 57 | 250        | A | Loyola Maryland | 79 60  |          |   |                 |        |
| 169                       | H | Towson         | 97 63  |           |   |             |       | 84         | A | Niagara         | 96 64  |          |   |                 |        |
| 304                       | H | UMBC           | 92 42  |           |   |             |       | 318        | H | Mt. St. Mary's  | 106 42 |          |   |                 |        |
| 24                        | A | Louisville     | 78 72  |           |   |             |       | 90         | H | UMES            | 106 61 |          |   |                 |        |
| 76                        | N | Washington St. | 79 69  |           |   |             |       | 340        | H | UMass Lowell    | 100 44 |          |   |                 |        |
| 29                        | N | Arizona St.    | 83 42  |           |   |             |       |            |   |                 |        |          |   |                 |        |

Non-Div I Games:

Maryland

Loss, Non-Conf, S Site, H Home A Away N Neutral



## Massachusetts

Through Games Of Dec. 23, 2016

|                   |          |           |                |            |             |               |      |      |       |           |
|-------------------|----------|-----------|----------------|------------|-------------|---------------|------|------|-------|-----------|
| Average RPI Win:  | 307      | WON-LOST  | WINNING        | LAST 10    | STRENGTH OF | OPP. STRENGTH | TEAM | ADJ. | CONF. | ADJ CONF. |
| Average RPI Loss: | 127      | RECORD    | PCT. RANK      | GAMES      | SCHEDULE    | OF SCHEDULE   | RPI  | RPI  | RPI   | RPI       |
| DIV. I ONLY       | 5- 6     | 183       | 1- 0           | 291        | 196         | 258           | 258  | 11   | 11    |           |
| DIV. I NON-CONF.  | 5- 5     | 161       | 1- 0           | 300        | 211         | 226           | 226  | 11   | 11    |           |
| TOTALS            | RPI 1-25 | RPI 26-50 | W-L RECORDS    | RPI 51-100 | RPI 101-150 | RPI 150+      |      |      |       |           |
| 5- 6              | 0- 1     | 0- 1      | OVERALL        | 0- 0       | 0- 2        | 5- 2          |      |      |       |           |
| 4- 1              | 0- 0     | 0- 0      | HOME           | 0- 0       | 0- 1        | 4- 0          |      |      |       |           |
| 0- 5              | 0- 0     | 0- 0      | AWAY           | 0- 0       | 0- 0        | 0- 1          |      |      |       |           |
| 1- 0              | 0- 0     | 0- 0      | NEUTRAL        | 0- 0       | 0- 0        | 1- 0          |      |      |       |           |
| 5- 5              | 0- 1     | 0- 1      | NON-CONFERENCE | 0- 0       | 0- 1        | 5- 2          |      |      |       |           |
| 4- 0              | 0- 0     | 0- 0      | HOME           | 0- 0       | 0- 0        | 4- 0          |      |      |       |           |
| 0- 5              | 0- 1     | 0- 1      | AWAY           | 0- 0       | 0- 1        | 0- 2          |      |      |       |           |
| 1- 0              | 0- 0     | 0- 0      | NEUTRAL        | 0- 0       | 0- 0        | 1- 0          |      |      |       |           |
| 0- 1              | 0- 0     | 0- 0      | CONFERENCE     | 0- 0       | 0- 1        | 0- 0          |      |      |       |           |
| 0- 1              | 0- 0     | 0- 0      | HOME           | 0- 0       | 0- 1        | 0- 0          |      |      |       |           |
| 0- 0              | 0- 0     | 0- 0      | AWAY           | 0- 0       | 0- 0        | 0- 0          |      |      |       |           |
| 0- 0              | 0- 0     | 0- 0      | NEUTRAL        | 0- 0       | 0- 0        | 0- 0          |      |      |       |           |

| RPI 1-25                  |   |                   |       | RPI 26-50 |   |                  |       | RPI 51-100 |   |          |       | RPI 101+ Team's RPI: 258 |   |                   |       |
|---------------------------|---|-------------------|-------|-----------|---|------------------|-------|------------|---|----------|-------|--------------------------|---|-------------------|-------|
| RPI                       | S | Opponent          | Score | RPI       | S | Opponent         | Score | RPI        | S | Opponent | Score | RPI                      | S | Opponent          | Score |
| 16                        | A | Buffalo           | 47 61 | 49        | A | Iowa             | 30 71 |            |   |          |       | 106                      | A | Hofstra           | 55 71 |
|                           |   |                   |       |           |   |                  |       |            |   |          |       | 113                      | H | George Mason      | 55 66 |
|                           |   |                   |       |           |   |                  |       |            |   |          |       | 154                      | A | Hartford          | 56 75 |
|                           |   |                   |       |           |   |                  |       |            |   |          |       | 221                      | H | Bryant            | 68 62 |
|                           |   |                   |       |           |   |                  |       |            |   |          |       | 320                      | H | Holy Cross        | 69 66 |
|                           |   |                   |       |           |   |                  |       |            |   |          |       | 323                      | H | Central Conn. St. | 76 37 |
|                           |   |                   |       |           |   |                  |       |            |   |          |       | 324                      | A | Boston U.         | 60 64 |
|                           |   |                   |       |           |   |                  |       |            |   |          |       | 329                      | H | North Dakota St.  | 70 58 |
|                           |   |                   |       |           |   |                  |       |            |   |          |       | 343                      | N | Montana           | 59 58 |
| LAST 12 Division I GAMES: |   |                   |       |           |   |                  |       |            |   |          |       |                          |   |                   |       |
| 324                       | A | Boston U.         | 60 64 | 343       | N | Montana          | 59 58 |            |   |          |       |                          |   |                   |       |
| 221                       | H | Bryant            | 68 62 | 320       | H | Holy Cross       | 69 66 |            |   |          |       |                          |   |                   |       |
| 106                       | A | Hofstra           | 55 71 | 49        | A | Iowa             | 30 71 |            |   |          |       |                          |   |                   |       |
| 113                       | H | George Mason      | 55 66 | 329       | H | North Dakota St. | 70 58 |            |   |          |       |                          |   |                   |       |
| 154                       | A | Hartford          | 56 75 | 16        | A | Buffalo          | 47 61 |            |   |          |       |                          |   |                   |       |
| 323                       | H | Central Conn. St. | 76 37 |           |   |                  |       |            |   |          |       |                          |   |                   |       |

Non-Div I Games: Merrimack 73 44

Massachusetts

■ Loss, 
 ■ Non-Conf, S Site, 
 ■ Home 
 ■ Away 
 N Neutral

|                   |          |           |                |            |             |               |      |      |       |           |
|-------------------|----------|-----------|----------------|------------|-------------|---------------|------|------|-------|-----------|
| Average RPI Win:  | 344      | WON-LOST  | WINNING        | LAST 10    | STRENGTH OF | OPP. STRENGTH | TEAM | ADJ. | CONF. | ADJ CONF. |
| Average RPI Loss: | 147      | RECORD    | PCT. RANK      | GAMES      | SCHEDULE    | OF SCHEDULE   | RPI  | RPI  | RPI   | RPI       |
| DIV. I ONLY       | 1- 6     | 310       | 1- 5           | 79         | 332         | 264           | 264  | 28   | 28    |           |
| DIV. I NON-CONF.  | 1- 6     | 307       | 1- 6           | 81         | 332         | 263           | 263  | 28   | 28    |           |
| TOTALS            | RPI 1-25 | RPI 26-50 | W-L RECORDS    | RPI 51-100 | RPI 101-150 | RPI 150+      |      |      |       |           |
| 1- 6              | 0- 0     | 0- 0      | OVERALL        | 0- 1       | 0- 1        | 1- 4          |      |      |       |           |
| 0- 2              | 0- 0     | 0- 0      | HOME           | 0- 0       | 0- 0        | 0- 2          |      |      |       |           |
| 1- 2              | 0- 0     | 0- 0      | AWAY           | 0- 1       | 0- 0        | 1- 1          |      |      |       |           |
| 0- 2              | 0- 0     | 0- 0      | NEUTRAL        | 0- 0       | 0- 1        | 0- 1          |      |      |       |           |
| 1- 6              | 0- 0     | 0- 0      | NON-CONFERENCE | 0- 1       | 0- 1        | 1- 4          |      |      |       |           |
| 0- 2              | 0- 0     | 0- 0      | HOME           | 0- 0       | 0- 0        | 0- 2          |      |      |       |           |
| 1- 2              | 0- 0     | 0- 0      | AWAY           | 0- 1       | 0- 0        | 1- 1          |      |      |       |           |
| 0- 2              | 0- 0     | 0- 0      | NEUTRAL        | 0- 0       | 0- 1        | 0- 1          |      |      |       |           |
| 0- 0              | 0- 0     | 0- 0      | CONFERENCE     | 0- 0       | 0- 0        | 0- 0          |      |      |       |           |
| 0- 0              | 0- 0     | 0- 0      | HOME           | 0- 0       | 0- 0        | 0- 0          |      |      |       |           |
| 0- 0              | 0- 0     | 0- 0      | AWAY           | 0- 0       | 0- 0        | 0- 0          |      |      |       |           |
| 0- 0              | 0- 0     | 0- 0      | NEUTRAL        | 0- 0       | 0- 0        | 0- 0          |      |      |       |           |

| RPI 1-25                  |   |          | RPI 26-50 |     |   | RPI 51-100           |       |     | RPI 101+ |                      |       | Team's RPI: 264 |
|---------------------------|---|----------|-----------|-----|---|----------------------|-------|-----|----------|----------------------|-------|-----------------|
| RPI                       | S | Opponent | Score     | RPI | S | Opponent             | Score | RPI | S        | Opponent             | Score |                 |
|                           |   |          |           |     |   | 53 A Tulane          | 65 82 |     |          | 118 N Alabama        | 63 84 |                 |
|                           |   |          |           |     |   |                      |       |     |          | 151 A TCU            | 70 74 |                 |
|                           |   |          |           |     |   |                      |       |     |          | 172 N Pittsburgh     | 65 71 |                 |
|                           |   |          |           |     |   |                      |       |     |          | 176 H Louisiana      | 70 77 |                 |
|                           |   |          |           |     |   |                      |       |     |          | 210 H Louisiana Tech | 56 66 |                 |
|                           |   |          |           |     |   |                      |       |     |          | 344 A La.-Monroe     | 78 52 |                 |
| LAST 12 Division I GAMES: |   |          |           |     |   |                      |       |     |          |                      |       |                 |
|                           |   |          |           |     |   | 151 A TCU            | 70 74 |     |          | 172 N Pittsburgh     | 65 71 |                 |
|                           |   |          |           |     |   | 210 H Louisiana Tech | 56 66 |     |          | 118 N Alabama        | 63 84 |                 |
|                           |   |          |           |     |   | 53 A Tulane          | 65 82 |     |          | 344 A La.-Monroe     | 78 52 |                 |
|                           |   |          |           |     |   | 176 H Louisiana      | 70 77 |     |          |                      |       |                 |

Non-Div I Games: LSU-Alexandria 100 66 Louisiana Col. 88 47 Southern-N.O. 94 65 Wiley 72 56  
McNeese

|                   |          |           |                |            |             |               |      |      |       |           |
|-------------------|----------|-----------|----------------|------------|-------------|---------------|------|------|-------|-----------|
| Average RPI Win:  | 251      | WON-LOST  | WINNING        | LAST 10    | STRENGTH OF | OPP. STRENGTH | TEAM | ADJ. | CONF. | ADJ CONF. |
| Average RPI Loss: | 137      | RECORD    | PCT. RANK      | GAMES      | SCHEDULE    | OF SCHEDULE   | RPI  | RPI  | RPI   | RPI       |
| DIV. I ONLY       | 6- 6     | 160       | 5- 5           | 245        | 185         | 219           | 219  | 7    | 7     |           |
| DIV. I NON-CONF.  | 6- 6     | 161       | 6- 6           | 247        | 184         | 220           | 220  | 7    | 7     |           |
| TOTALS            | RPI 1-25 | RPI 26-50 | W-L RECORDS    | RPI 51-100 | RPI 101-150 | RPI 150+      |      |      |       |           |
| 6- 6              | 0- 0     | 0- 0      | OVERALL        | 0- 2       | 0- 2        | 6- 2          |      |      |       |           |
| 5- 2              | 0- 0     | 0- 0      | HOME           | 0- 1       | 0- 1        | 5- 0          |      |      |       |           |
| 1- 3              | 0- 0     | 0- 0      | AWAY           | 0- 0       | 0- 1        | 1- 2          |      |      |       |           |
| 0- 1              | 0- 0     | 0- 0      | NEUTRAL        | 0- 1       | 0- 0        | 0- 0          |      |      |       |           |
| 6- 6              | 0- 0     | 0- 0      | NON-CONFERENCE | 0- 2       | 0- 2        | 6- 2          |      |      |       |           |
| 5- 2              | 0- 0     | 0- 0      | HOME           | 0- 1       | 0- 1        | 5- 0          |      |      |       |           |
| 1- 3              | 0- 0     | 0- 0      | AWAY           | 0- 0       | 0- 1        | 1- 2          |      |      |       |           |
| 0- 1              | 0- 0     | 0- 0      | NEUTRAL        | 0- 1       | 0- 0        | 0- 0          |      |      |       |           |
| 0- 0              | 0- 0     | 0- 0      | CONFERENCE     | 0- 0       | 0- 0        | 0- 0          |      |      |       |           |
| 0- 0              | 0- 0     | 0- 0      | HOME           | 0- 0       | 0- 0        | 0- 0          |      |      |       |           |
| 0- 0              | 0- 0     | 0- 0      | AWAY           | 0- 0       | 0- 0        | 0- 0          |      |      |       |           |
| 0- 0              | 0- 0     | 0- 0      | NEUTRAL        | 0- 0       | 0- 0        | 0- 0          |      |      |       |           |

| RPI                       | S | Opponent       | Score | RPI | S | Opponent          | Score | RPI | S | Opponent         | Score | RPI | S | Opponent          | Score | Team's RPI: 219 |
|---------------------------|---|----------------|-------|-----|---|-------------------|-------|-----|---|------------------|-------|-----|---|-------------------|-------|-----------------|
| 61                        | H | Little Rock    | 44 54 | 91  | N | Arkansas          | 61 91 | 119 | H | Kansas           | 58 68 | 141 | A | Samford           | 42 48 |                 |
|                           |   |                |       |     |   |                   |       | 153 | A | Southern Ill.    | 61 69 | 159 | H | Missouri St.      | 69 60 |                 |
|                           |   |                |       |     |   |                   |       | 210 | H | Louisiana Tech   | 56 54 | 222 | A | Illinois          | 64 54 |                 |
|                           |   |                |       |     |   |                   |       | 255 | A | Nevada           | 67 75 | 282 | H | Southeast Mo. St. | 65 63 |                 |
|                           |   |                |       |     |   |                   |       | 304 | H | Nicholls St.     | 73 62 | 326 | H | Northwestern St.  | 54 38 |                 |
| LAST 12 Division I GAMES: |   |                |       |     |   |                   |       |     |   |                  |       |     |   |                   |       |                 |
| 304                       | H | Nicholls St.   | 73 62 | 282 | H | Southeast Mo. St. | 65 63 | 153 | A | Southern Ill.    | 61 69 | 61  | H | Little Rock       | 44 54 |                 |
| 210                       | H | Louisiana Tech | 56 54 | 159 | H | Missouri St.      | 69 60 | 326 | H | Northwestern St. | 54 38 | 255 | A | Nevada            | 67 75 |                 |
| 119                       | H | Kansas         | 58 68 | 222 | A | Illinois          | 64 54 | 91  | N | Arkansas         | 61 91 | 141 | A | Samford           | 42 48 |                 |
| 222                       | A | Illinois       | 64 54 | 159 | H | Missouri St.      | 69 60 |     |   |                  |       |     |   |                   |       |                 |
| 141                       | A | Samford        | 42 48 |     |   |                   |       |     |   |                  |       |     |   |                   |       |                 |

Non-Div I Games:

Memphis

■ Loss, 
 ■ Non-Conf, 
 ■ S Site, 
 ■ H Home 
 ■ A Away 
 N Neutral

|                   |          |           |                |            |             |               |      |      |       |           |
|-------------------|----------|-----------|----------------|------------|-------------|---------------|------|------|-------|-----------|
| Average RPI Win:  | 262      | WON-LOST  | WINNING        | LAST 10    | STRENGTH OF | OPP. STRENGTH | TEAM | ADJ. | CONF. | ADJ CONF. |
| Average RPI Loss: | 52       | RECORD    | PCT. RANK      | GAMES      | SCHEDULE    | OF SCHEDULE   | RPI  | RPI  | RPI   | RPI       |
| DIV. I ONLY       | 7- 3     | 89        | 7- 2           | 217        | 112         | 104           | 104  | 22   | 22    |           |
| DIV. I NON-CONF.  | 7- 3     | 87        | 7- 3           | 218        | 113         | 103           | 103  | 22   | 22    |           |
| TOTALS            | RPI 1-25 | RPI 26-50 | W-L RECORDS    | RPI 51-100 | RPI 101-150 | RPI 150+      |      |      |       |           |
| 7- 3              | 0- 1     | 0- 0      | OVERALL        | 0- 2       | 0- 0        | 7- 0          |      |      |       |           |
| 3- 1              | 0- 1     | 0- 0      | HOME           | 0- 0       | 0- 0        | 3- 0          |      |      |       |           |
| 4- 2              | 0- 0     | 0- 0      | AWAY           | 0- 2       | 0- 0        | 4- 0          |      |      |       |           |
| 0- 0              | 0- 0     | 0- 0      | NEUTRAL        | 0- 0       | 0- 0        | 0- 0          |      |      |       |           |
| 7- 3              | 0- 1     | 0- 0      | NON-CONFERENCE | 0- 2       | 0- 0        | 7- 0          |      |      |       |           |
| 3- 1              | 0- 1     | 0- 0      | HOME           | 0- 0       | 0- 0        | 3- 0          |      |      |       |           |
| 4- 2              | 0- 0     | 0- 0      | AWAY           | 0- 2       | 0- 0        | 4- 0          |      |      |       |           |
| 0- 0              | 0- 0     | 0- 0      | NEUTRAL        | 0- 0       | 0- 0        | 0- 0          |      |      |       |           |
| 0- 0              | 0- 0     | 0- 0      | CONFERENCE     | 0- 0       | 0- 0        | 0- 0          |      |      |       |           |
| 0- 0              | 0- 0     | 0- 0      | HOME           | 0- 0       | 0- 0        | 0- 0          |      |      |       |           |
| 0- 0              | 0- 0     | 0- 0      | AWAY           | 0- 0       | 0- 0        | 0- 0          |      |      |       |           |
| 0- 0              | 0- 0     | 0- 0      | NEUTRAL        | 0- 0       | 0- 0        | 0- 0          |      |      |       |           |

| RPI                       | S | Opponent    | Score | RPI | S | Opponent     | Score | RPI | S | Opponent     | Score | RPI | S | Opponent      | Score | Team's RPI: 104 |
|---------------------------|---|-------------|-------|-----|---|--------------|-------|-----|---|--------------|-------|-----|---|---------------|-------|-----------------|
| 6                         | H | Florida St. | 40 83 |     |   |              |       | 51  | A | Georgia Tech | 50 70 | 162 | A | Houston       | 64 60 |                 |
|                           |   |             |       |     |   |              |       | 99  | A | Georgia      | 64 72 | 222 | A | Illinois      | 51 33 |                 |
|                           |   |             |       |     |   |              |       |     |   |              |       | 244 | A | Ga. Southern  | 77 56 |                 |
|                           |   |             |       |     |   |              |       |     |   |              |       | 270 | H | Fla. Atlantic | 74 57 |                 |
|                           |   |             |       |     |   |              |       |     |   |              |       | 297 | H | Campbell      | 76 60 |                 |
|                           |   |             |       |     |   |              |       |     |   |              |       | 311 | A | Winthrop      | 71 48 |                 |
|                           |   |             |       |     |   |              |       |     |   |              |       | 328 | H | Kennesaw St.  | 61 46 |                 |
| LAST 12 Division I GAMES: |   |             |       |     |   |              |       |     |   |              |       |     |   |               |       |                 |
| 6                         | H | Florida St. | 40 83 | 51  | A | Georgia Tech | 50 70 | 328 | H | Kennesaw St. | 61 46 | 244 | A | Ga. Southern  | 77 56 |                 |
| 311                       | A | Winthrop    | 71 48 | 162 | A | Houston      | 64 60 | 222 | A | Illinois     | 51 33 | 270 | H | Fla. Atlantic | 74 57 |                 |
| 297                       | H | Campbell    | 76 60 |     |   |              |       |     |   |              |       |     |   |               |       |                 |
| 99                        | A | Georgia     | 64 72 |     |   |              |       |     |   |              |       |     |   |               |       |                 |

Non-Div I Games: West Ga. 67 36 Emmanuel (GA) 84 70

Mercer

Loss, Non-Conf, S Site, H Home A Away N Neutral

|                   |          |           |                |            |             |               |      |      |       |           |
|-------------------|----------|-----------|----------------|------------|-------------|---------------|------|------|-------|-----------|
| Average RPI Win:  | 148      | WON-LOST  | WINNING        | LAST 10    | STRENGTH OF | OPP. STRENGTH | TEAM | ADJ. | CONF. | ADJ CONF. |
| Average RPI Loss: | 8        | RECORD    | PCT. RANK      | GAMES      | SCHEDULE    | OF SCHEDULE   | RPI  | RPI  | RPI   | RPI       |
| DIV. I ONLY       | 11- 1    | 11        | 10- 0          | 178        | 3           | 18            | 18   | 3    | 3     |           |
| DIV. I NON-CONF.  | 11- 1    | 11        | 11- 1          | 177        | 3           | 18            | 18   | 3    | 3     |           |
| TOTALS            | RPI 1-25 | RPI 26-50 | W-L RECORDS    | RPI 51-100 | RPI 101-150 | RPI 150+      |      |      |       |           |
| 11- 1             | 0- 1     | 2- 0      | OVERALL        | 2- 0       | 2- 0        | 5- 0          |      |      |       |           |
| 7- 0              | 0- 0     | 2- 0      | HOME           | 1- 0       | 0- 0        | 4- 0          |      |      |       |           |
| 3- 1              | 0- 1     | 0- 0      | AWAY           | 1- 0       | 1- 0        | 1- 0          |      |      |       |           |
| 1- 0              | 0- 0     | 0- 0      | NEUTRAL        | 0- 0       | 1- 0        | 0- 0          |      |      |       |           |
| 11- 1             | 0- 1     | 2- 0      | NON-CONFERENCE | 2- 0       | 2- 0        | 5- 0          |      |      |       |           |
| 7- 0              | 0- 0     | 2- 0      | HOME           | 1- 0       | 0- 0        | 4- 0          |      |      |       |           |
| 3- 1              | 0- 1     | 0- 0      | AWAY           | 1- 0       | 1- 0        | 1- 0          |      |      |       |           |
| 1- 0              | 0- 0     | 0- 0      | NEUTRAL        | 0- 0       | 1- 0        | 0- 0          |      |      |       |           |
| 0- 0              | 0- 0     | 0- 0      | CONFERENCE     | 0- 0       | 0- 0        | 0- 0          |      |      |       |           |
| 0- 0              | 0- 0     | 0- 0      | HOME           | 0- 0       | 0- 0        | 0- 0          |      |      |       |           |
| 0- 0              | 0- 0     | 0- 0      | AWAY           | 0- 0       | 0- 0        | 0- 0          |      |      |       |           |
| 0- 0              | 0- 0     | 0- 0      | NEUTRAL        | 0- 0       | 0- 0        | 0- 0          |      |      |       |           |

| RPI 1-25                  |   |          |       | RPI 26-50 |   |                |       | RPI 51-100 |   |                 |       | RPI 101+ |   |                |       |
|---------------------------|---|----------|-------|-----------|---|----------------|-------|------------|---|-----------------|-------|----------|---|----------------|-------|
| RPI                       | S | Opponent | Score | RPI       | S | Opponent       | Score | RPI        | S | Opponent        | Score | RPI      | S | Opponent       | Score |
| 8                         | A | Kentucky | 66 82 | 34        | H | Texas Tech     | 74 56 | 72         | H | Maine           | 76 51 | 114      | A | Ohio St.       | 94 89 |
|                           |   |          |       | 50        | H | Charlotte      | 80 46 | 75         | A | St. John's (NY) | 62 50 | 147      | N | Albany (NY)    | 77 53 |
|                           |   |          |       |           |   |                |       |            |   |                 |       | 166      | H | Old Dominion   | 66 56 |
|                           |   |          |       |           |   |                |       |            |   |                 |       | 220      | H | Grambling      | 89 61 |
|                           |   |          |       |           |   |                |       |            |   |                 |       | 233      | A | FIU            | 69 49 |
|                           |   |          |       |           |   |                |       |            |   |                 |       | 254      | H | Loyola Chicago | 81 43 |
|                           |   |          |       |           |   |                |       |            |   |                 |       | 268      | H | Coppin St.     | 75 35 |
| LAST 12 Division I GAMES: |   |          |       |           |   |                |       |            |   |                 |       |          |   |                |       |
|                           |   |          |       | 72        | H | Maine          | 76 51 | 166        | H | Old Dominion    | 66 56 |          |   |                |       |
|                           |   |          |       | 268       | H | Coppin St.     | 75 35 | 114        | A | Ohio St.        | 94 89 |          |   |                |       |
|                           |   |          |       | 233       | A | FIU            | 69 49 | 34         | H | Texas Tech      | 74 56 |          |   |                |       |
|                           |   |          |       | 254       | H | Loyola Chicago | 81 43 | 220        | H | Grambling       | 89 61 |          |   |                |       |
|                           |   |          |       | 147       | N | Albany (NY)    | 77 53 | 75         | A | St. John's (NY) | 62 50 |          |   |                |       |
|                           |   |          |       | 8         | A | Kentucky       | 66 82 | 50         | H | Charlotte       | 80 46 |          |   |                |       |

Non-Div I Games:

Miami (FL)

■ Loss, 
 ■ Non-Conf, S Site, 
 ■ Home 
 ■ Away 
 N Neutral

|                   |          |           |                |            |             |               |      |      |       |           |
|-------------------|----------|-----------|----------------|------------|-------------|---------------|------|------|-------|-----------|
| Average RPI Win:  | 308      | WON-LOST  | WINNING        | LAST 10    | STRENGTH OF | OPP. STRENGTH | TEAM | ADJ. | CONF. | ADJ CONF. |
| Average RPI Loss: | 160      | RECORD    | PCT. RANK      | GAMES      | SCHEDULE    | OF SCHEDULE   | RPI  | RPI  | RPI   | RPI       |
| DIV. I ONLY       | 4- 7     | 221       | 2- 7           | 179        | 340         | 234           | 234  | 9    | 9     |           |
| DIV. I NON-CONF.  | 4- 7     | 221       | 4- 7           | 178        | 340         | 235           | 235  | 9    | 9     |           |
| TOTALS            | RPI 1-25 | RPI 26-50 | W-L RECORDS    | RPI 51-100 | RPI 101-150 | RPI 150+      |      |      |       |           |
| 4- 7              | 0- 0     | 0- 0      | OVERALL        | 0- 2       | 0- 1        | 4- 4          |      |      |       |           |
| 0- 3              | 0- 0     | 0- 0      | HOME           | 0- 1       | 0- 1        | 0- 1          |      |      |       |           |
| 2- 2              | 0- 0     | 0- 0      | AWAY           | 0- 0       | 0- 0        | 2- 2          |      |      |       |           |
| 2- 2              | 0- 0     | 0- 0      | NEUTRAL        | 0- 1       | 0- 0        | 2- 1          |      |      |       |           |
| 4- 7              | 0- 0     | 0- 0      | NON-CONFERENCE | 0- 2       | 0- 1        | 4- 4          |      |      |       |           |
| 0- 3              | 0- 0     | 0- 0      | HOME           | 0- 1       | 0- 1        | 0- 1          |      |      |       |           |
| 2- 2              | 0- 0     | 0- 0      | AWAY           | 0- 0       | 0- 0        | 2- 2          |      |      |       |           |
| 2- 2              | 0- 0     | 0- 0      | NEUTRAL        | 0- 1       | 0- 0        | 2- 1          |      |      |       |           |
| 0- 0              | 0- 0     | 0- 0      | CONFERENCE     | 0- 0       | 0- 0        | 0- 0          |      |      |       |           |
| 0- 0              | 0- 0     | 0- 0      | HOME           | 0- 0       | 0- 0        | 0- 0          |      |      |       |           |
| 0- 0              | 0- 0     | 0- 0      | AWAY           | 0- 0       | 0- 0        | 0- 0          |      |      |       |           |
| 0- 0              | 0- 0     | 0- 0      | NEUTRAL        | 0- 0       | 0- 0        | 0- 0          |      |      |       |           |

| RPI S                     | Opponent    | Score | RPI S | Opponent     | Score | RPI S | Opponent   | Score | RPI S | Opponent     | Score | Team's RPI: 234 |
|---------------------------|-------------|-------|-------|--------------|-------|-------|------------|-------|-------|--------------|-------|-----------------|
|                           |             |       |       |              |       | 88 H  | IUPUI      | 53 65 | 144 H | Indiana St.  | 54 62 |                 |
|                           |             |       |       |              |       | 94 N  | Providence | 59 75 | 155 N | La Salle     | 70 79 |                 |
|                           |             |       |       |              |       |       |            |       | 198 A | Morehead St. | 43 77 |                 |
|                           |             |       |       |              |       |       |            |       | 214 H | Cincinnati   | 43 49 |                 |
|                           |             |       |       |              |       |       |            |       | 228 A | Wright St.   | 57 65 |                 |
|                           |             |       |       |              |       |       |            |       | 272 A | Northern Ky. | 60 50 |                 |
|                           |             |       |       |              |       |       |            |       | 289 A | Austin Peay  | 73 58 |                 |
|                           |             |       |       |              |       |       |            |       | 331 N | Fort Wayne   | 69 47 |                 |
|                           |             |       |       |              |       |       |            |       | 338 N | Eastern Ky.  | 65 54 |                 |
| LAST 12 Division I GAMES: |             |       |       |              |       |       |            |       |       |              |       |                 |
| 228 A                     | Wright St.  | 57 65 | 144 H | Indiana St.  | 54 62 |       |            |       |       |              |       |                 |
| 338 N                     | Eastern Ky. | 65 54 | 94 N  | Providence   | 59 75 |       |            |       |       |              |       |                 |
| 331 N                     | Fort Wayne  | 69 47 | 155 N | La Salle     | 70 79 |       |            |       |       |              |       |                 |
| 88 H                      | IUPUI       | 53 65 | 214 H | Cincinnati   | 43 49 |       |            |       |       |              |       |                 |
| 289 A                     | Austin Peay | 73 58 | 198 A | Morehead St. | 43 77 |       |            |       |       |              |       |                 |
|                           |             |       | 272 A | Northern Ky. | 60 50 |       |            |       |       |              |       |                 |

Non-Div I Games: Northwood 64 49

Miami (OH)

■ Loss, 
 ■ Non-Conf, S Site, 
 ■ Home 
 ■ Away 
 N Neutral

## Michigan

Through Games Of Dec. 23, 2016

|                   |          |           |                |            |             |               |      |      |       |           |
|-------------------|----------|-----------|----------------|------------|-------------|---------------|------|------|-------|-----------|
| Average RPI Win:  | 183      | WON-LOST  | WINNING        | LAST 10    | STRENGTH OF | OPP. STRENGTH | TEAM | ADJ. | CONF. | ADJ CONF. |
| Average RPI Loss: | 51       | RECORD    | PCT. RANK      | GAMES      | SCHEDULE    | OF SCHEDULE   | RPI  | RPI  | RPI   | RPI       |
| DIV. I ONLY       | 11- 3    | 55        | 7- 3           | 49         | 168         | 25            | 25   | 5    | 5     |           |
| DIV. I NON-CONF.  | 11- 3    | 55        | 9- 3           | 49         | 169         | 25            | 25   | 5    | 5     |           |
| TOTALS            | RPI 1-25 | RPI 26-50 | W-L RECORDS    | RPI 51-100 | RPI 101-150 | RPI 150+      |      |      |       |           |
| 11- 3             | 0- 1     | 0- 1      | OVERALL        | 4- 0       | 0- 1        | 7- 0          |      |      |       |           |
| 7- 0              | 0- 0     | 0- 0      | HOME           | 2- 0       | 0- 0        | 5- 0          |      |      |       |           |
| 2- 2              | 0- 0     | 0- 1      | AWAY           | 1- 0       | 0- 1        | 1- 0          |      |      |       |           |
| 2- 1              | 0- 1     | 0- 0      | NEUTRAL        | 1- 0       | 0- 0        | 1- 0          |      |      |       |           |
| 11- 3             | 0- 1     | 0- 1      | NON-CONFERENCE | 4- 0       | 0- 1        | 7- 0          |      |      |       |           |
| 7- 0              | 0- 0     | 0- 0      | HOME           | 2- 0       | 0- 0        | 5- 0          |      |      |       |           |
| 2- 2              | 0- 0     | 0- 1      | AWAY           | 1- 0       | 0- 1        | 1- 0          |      |      |       |           |
| 2- 1              | 0- 1     | 0- 0      | NEUTRAL        | 1- 0       | 0- 0        | 1- 0          |      |      |       |           |
| 0- 0              | 0- 0     | 0- 0      | CONFERENCE     | 0- 0       | 0- 0        | 0- 0          |      |      |       |           |
| 0- 0              | 0- 0     | 0- 0      | HOME           | 0- 0       | 0- 0        | 0- 0          |      |      |       |           |
| 0- 0              | 0- 0     | 0- 0      | AWAY           | 0- 0       | 0- 0        | 0- 0          |      |      |       |           |
| 0- 0              | 0- 0     | 0- 0      | NEUTRAL        | 0- 0       | 0- 0        | 0- 0          |      |      |       |           |

| RPI 1-25                  |   |               |        | Team's RPI: 25 |   | RPI 26-50     |       |     |   | RPI 51-100   |        |     |   | RPI 101+      |        |  |  |
|---------------------------|---|---------------|--------|----------------|---|---------------|-------|-----|---|--------------|--------|-----|---|---------------|--------|--|--|
| RPI                       | S | Opponent      | Score  | RPI            | S | Opponent      | Score | RPI | S | Opponent     | Score  | RPI | S | Opponent      | Score  |  |  |
| 6                         | N | Florida St.   | 62 76  | 30             | A | UCLA          | 64 84 | 51  | A | Georgia Tech | 92 52  | 117 | A | Xavier        | 58 61  |  |  |
|                           |   |               |        |                |   |               |       | 60  | H | Ohio         | 69 46  | 182 | H | Western Mich. | 66 40  |  |  |
|                           |   |               |        |                |   |               |       | 68  | N | Gonzaga      | 78 66  | 205 | H | Oakland       | 101 63 |  |  |
|                           |   |               |        |                |   |               |       | 84  | H | Niagara      | 107 35 | 213 | H | American      | 82 33  |  |  |
|                           |   |               |        |                |   |               |       |     |   |              |        | 261 | A | San Diego St. | 92 57  |  |  |
|                           |   |               |        |                |   |               |       |     |   |              |        | 271 | H | Howard        | 109 41 |  |  |
|                           |   |               |        |                |   |               |       |     |   |              |        | 302 | H | Vermont       | 78 56  |  |  |
|                           |   |               |        |                |   |               |       |     |   |              |        | 311 | N | Winthrop      | 76 39  |  |  |
| LAST 12 Division I GAMES: |   |               |        |                |   |               |       |     |   |              |        |     |   |               |        |  |  |
| 213                       | H | American      | 82 33  | 117            | A | Xavier        | 58 61 |     |   |              |        |     |   |               |        |  |  |
| 302                       | H | Vermont       | 78 56  | 51             | A | Georgia Tech  | 92 52 |     |   |              |        |     |   |               |        |  |  |
| 60                        | H | Ohio          | 69 46  | 6              | N | Florida St.   | 62 76 |     |   |              |        |     |   |               |        |  |  |
| 30                        | A | UCLA          | 64 84  | 311            | N | Winthrop      | 76 39 |     |   |              |        |     |   |               |        |  |  |
| 261                       | A | San Diego St. | 92 57  | 68             | N | Gonzaga       | 78 66 |     |   |              |        |     |   |               |        |  |  |
| 271                       | H | Howard        | 109 41 | 182            | H | Western Mich. | 66 40 |     |   |              |        |     |   |               |        |  |  |

Non-Div I Games:

Michigan

■ Loss, 
 ■ Non-Conf, 
 S Site, 
 ■ Home 
 ■ Away 
 N Neutral

|                   |          |           |                |            |             |               |      |      |       |           |
|-------------------|----------|-----------|----------------|------------|-------------|---------------|------|------|-------|-----------|
| Average RPI Win:  | 181      | WON-LOST  | WINNING        | LAST 10    | STRENGTH OF | OPP. STRENGTH | TEAM | ADJ. | CONF. | ADJ CONF. |
| Average RPI Loss: | 50       | RECORD    | PCT. RANK      | GAMES      | SCHEDULE    | OF SCHEDULE   | RPI  | RPI  | RPI   | RPI       |
| DIV. I ONLY       | 10- 3    | 57        | 7- 3           | 59         | 98          | 31            | 31   | 5    | 5     |           |
| DIV. I NON-CONF.  | 10- 3    | 57        | 9- 3           | 60         | 99          | 31            | 31   | 5    | 5     |           |
| TOTALS            | RPI 1-25 | RPI 26-50 | W-L RECORDS    | RPI 51-100 | RPI 101-150 | RPI 150+      |      |      |       |           |
| 10- 3             | 0- 1     | 0- 1      | OVERALL        | 1- 0       | 3- 1        | 6- 0          |      |      |       |           |
| 5- 1              | 0- 1     | 0- 0      | HOME           | 0- 0       | 1- 0        | 4- 0          |      |      |       |           |
| 4- 2              | 0- 0     | 0- 1      | AWAY           | 1- 0       | 1- 1        | 2- 0          |      |      |       |           |
| 1- 0              | 0- 0     | 0- 0      | NEUTRAL        | 0- 0       | 1- 0        | 0- 0          |      |      |       |           |
| 10- 3             | 0- 1     | 0- 1      | NON-CONFERENCE | 1- 0       | 3- 1        | 6- 0          |      |      |       |           |
| 5- 1              | 0- 1     | 0- 0      | HOME           | 0- 0       | 1- 0        | 4- 0          |      |      |       |           |
| 4- 2              | 0- 0     | 0- 1      | AWAY           | 1- 0       | 1- 1        | 2- 0          |      |      |       |           |
| 1- 0              | 0- 0     | 0- 0      | NEUTRAL        | 0- 0       | 1- 0        | 0- 0          |      |      |       |           |
| 0- 0              | 0- 0     | 0- 0      | CONFERENCE     | 0- 0       | 0- 0        | 0- 0          |      |      |       |           |
| 0- 0              | 0- 0     | 0- 0      | HOME           | 0- 0       | 0- 0        | 0- 0          |      |      |       |           |
| 0- 0              | 0- 0     | 0- 0      | AWAY           | 0- 0       | 0- 0        | 0- 0          |      |      |       |           |
| 0- 0              | 0- 0     | 0- 0      | NEUTRAL        | 0- 0       | 0- 0        | 0- 0          |      |      |       |           |

| RPI 1-25                  |   |              |       | RPI 26-50 |   |               |       | Team's RPI: 31 | RPI 51-100 |   |            |       | RPI 101+ |   |               |       |
|---------------------------|---|--------------|-------|-----------|---|---------------|-------|----------------|------------|---|------------|-------|----------|---|---------------|-------|
| RPI                       | S | Opponent     | Score | RPI       | S | Opponent      | Score |                | RPI        | S | Opponent   | Score | RPI      | S | Opponent      | Score |
| 2                         | H | Notre Dame   | 61 79 | 46        | A | Oregon        | 55 88 |                | 69         | A | Quinnipiac | 71 54 | 102      | A | Syracuse      | 64 75 |
|                           |   |              |       |           |   |               |       |                |            |   |            |       | 120      | H | Wyoming       | 63 51 |
|                           |   |              |       |           |   |               |       |                |            |   |            |       | 128      | A | CSUN          | 63 59 |
|                           |   |              |       |           |   |               |       |                |            |   |            |       | 143      | N | Delaware      | 81 64 |
|                           |   |              |       |           |   |               |       |                |            |   |            |       | 182      | A | Western Mich. | 68 64 |
|                           |   |              |       |           |   |               |       |                |            |   |            |       | 205      | H | Oakland       | 81 74 |
|                           |   |              |       |           |   |               |       |                |            |   |            |       | 212      | H | Southern U.   | 70 55 |
|                           |   |              |       |           |   |               |       |                |            |   |            |       | 227      | H | Northeastern  | 78 44 |
|                           |   |              |       |           |   |               |       |                |            |   |            |       | 240      | A | Rhode Island  | 85 48 |
|                           |   |              |       |           |   |               |       |                |            |   |            |       | 280      | H | Davidson      | 70 34 |
| LAST 12 Division I GAMES: |   |              |       |           |   |               |       |                |            |   |            |       |          |   |               |       |
| 2                         | H | Notre Dame   | 61 79 | 102       | A | Syracuse      | 64 75 |                |            |   |            |       |          |   |               |       |
| 227                       | H | Northeastern | 78 44 | 128       | A | CSUN          | 63 59 |                |            |   |            |       |          |   |               |       |
| 240                       | A | Rhode Island | 85 48 | 143       | N | Delaware      | 81 64 |                |            |   |            |       |          |   |               |       |
| 69                        | A | Quinnipiac   | 71 54 | 46        | A | Oregon        | 55 88 |                |            |   |            |       |          |   |               |       |
| 205                       | H | Oakland      | 81 74 | 182       | A | Western Mich. | 68 64 |                |            |   |            |       |          |   |               |       |
| 120                       | H | Wyoming      | 63 51 | 212       | H | Southern U.   | 70 55 |                |            |   |            |       |          |   |               |       |

Non-Div I Games:

Michigan St.



|                   |          |           |                |            |             |               |      |      |       |           |
|-------------------|----------|-----------|----------------|------------|-------------|---------------|------|------|-------|-----------|
| Average RPI Win:  | 206      | WON-LOST  | WINNING        | LAST 10    | STRENGTH OF | OPP. STRENGTH | TEAM | ADJ. | CONF. | ADJ CONF. |
| Average RPI Loss: | 43       | RECORD    | PCT. RANK      | GAMES      | SCHEDULE    | OF SCHEDULE   | RPI  | RPI  | RPI   | RPI       |
| DIV. I ONLY       | 4- 6     | 207       | 4- 6           | 16         | 81          | 103           | 103  | 16   | 16    |           |
| DIV. I NON-CONF.  | 4- 6     | 208       | 4- 6           | 16         | 82          | 102           | 102  | 16   | 16    |           |
| TOTALS            | RPI 1-25 | RPI 26-50 | W-L RECORDS    | RPI 51-100 | RPI 101-150 | RPI 150+      |      |      |       |           |
| 4- 6              | 0- 2     | 0- 1      | OVERALL        | 1- 3       | 0- 0        | 3- 0          |      |      |       |           |
| 2- 4              | 0- 1     | 0- 1      | HOME           | 1- 2       | 0- 0        | 1- 0          |      |      |       |           |
| 2- 2              | 0- 1     | 0- 0      | AWAY           | 0- 1       | 0- 0        | 2- 0          |      |      |       |           |
| 0- 0              | 0- 0     | 0- 0      | NEUTRAL        | 0- 0       | 0- 0        | 0- 0          |      |      |       |           |
| 4- 6              | 0- 2     | 0- 1      | NON-CONFERENCE | 1- 3       | 0- 0        | 3- 0          |      |      |       |           |
| 2- 4              | 0- 1     | 0- 1      | HOME           | 1- 2       | 0- 0        | 1- 0          |      |      |       |           |
| 2- 2              | 0- 1     | 0- 0      | AWAY           | 0- 1       | 0- 0        | 2- 0          |      |      |       |           |
| 0- 0              | 0- 0     | 0- 0      | NEUTRAL        | 0- 0       | 0- 0        | 0- 0          |      |      |       |           |
| 0- 0              | 0- 0     | 0- 0      | CONFERENCE     | 0- 0       | 0- 0        | 0- 0          |      |      |       |           |
| 0- 0              | 0- 0     | 0- 0      | HOME           | 0- 0       | 0- 0        | 0- 0          |      |      |       |           |
| 0- 0              | 0- 0     | 0- 0      | AWAY           | 0- 0       | 0- 0        | 0- 0          |      |      |       |           |
| 0- 0              | 0- 0     | 0- 0      | NEUTRAL        | 0- 0       | 0- 0        | 0- 0          |      |      |       |           |

| RPI 1-25                  |   |              |       | RPI 26-50 |   |                |       | RPI 51-100 |   |              |       | RPI 101+ Team's RPI: 103 |   |                |       |
|---------------------------|---|--------------|-------|-----------|---|----------------|-------|------------|---|--------------|-------|--------------------------|---|----------------|-------|
| RPI                       | S | Opponent     | Score | RPI       | S | Opponent       | Score | RPI        | S | Opponent     | Score | RPI                      | S | Opponent       | Score |
| 8                         | A | Kentucky     | 48 61 | 29        | H | Arizona St.    | 48 69 | 51         | H | Georgia Tech | 60 61 | 159                      | A | Missouri St.   | 71 52 |
| 24                        | H | Louisville   | 72 91 |           |   |                |       | 53         | H | Tulane       | 62 59 | 289                      | H | Austin Peay    | 82 51 |
|                           |   |              |       |           |   |                |       | 60         | H | Ohio         | 52 73 | 324                      | A | Tennessee Tech | 73 62 |
|                           |   |              |       |           |   |                |       | 85         | A | Virginia     | 51 63 |                          |   |                |       |
| LAST 12 Division I GAMES: |   |              |       |           |   |                |       |            |   |              |       |                          |   |                |       |
| 51                        | H | Georgia Tech | 60 61 | 53        | H | Tulane         | 62 59 |            |   |              |       |                          |   |                |       |
| 159                       | A | Missouri St. | 71 52 | 60        | H | Ohio           | 52 73 |            |   |              |       |                          |   |                |       |
| 289                       | H | Austin Peay  | 82 51 | 324       | A | Tennessee Tech | 73 62 |            |   |              |       |                          |   |                |       |
| 29                        | H | Arizona St.  | 48 69 | 24        | H | Louisville     | 72 91 |            |   |              |       |                          |   |                |       |
| 8                         | A | Kentucky     | 48 61 | 85        | A | Virginia       | 51 63 |            |   |              |       |                          |   |                |       |

Non-Div I Games:

Middle Tenn.

|                   |          |           |                |            |             |               |      |      |       |           |
|-------------------|----------|-----------|----------------|------------|-------------|---------------|------|------|-------|-----------|
| Average RPI Win:  | 261      | WON-LOST  | WINNING        | LAST 10    | STRENGTH OF | OPP. STRENGTH | TEAM | ADJ. | CONF. | ADJ CONF. |
| Average RPI Loss: | 69       | RECORD    | PCT. RANK      | GAMES      | SCHEDULE    | OF SCHEDULE   | RPI  | RPI  | RPI   | RPI       |
| DIV. I ONLY       | 8- 3     | 68        | 1- 0           | 311        | 104         | 145           | 145  | 20   | 20    |           |
| DIV. I NON-CONF.  | 8- 3     | 67        | 1- 0           | 311        | 106         | 146           | 146  | 20   | 20    |           |
| TOTALS            | RPI 1-25 | RPI 26-50 | W-L RECORDS    | RPI 51-100 | RPI 101-150 | RPI 150+      |      |      |       |           |
| 8- 3              | 0- 0     | 0- 2      | OVERALL        | 0- 0       | 1- 1        | 7- 0          |      |      |       |           |
| 4- 1              | 0- 0     | 0- 1      | HOME           | 0- 0       | 1- 0        | 3- 0          |      |      |       |           |
| 3- 2              | 0- 0     | 0- 1      | AWAY           | 0- 0       | 0- 1        | 3- 0          |      |      |       |           |
| 1- 0              | 0- 0     | 0- 0      | NEUTRAL        | 0- 0       | 0- 0        | 1- 0          |      |      |       |           |
| 8- 3              | 0- 0     | 0- 2      | NON-CONFERENCE | 0- 0       | 1- 1        | 7- 0          |      |      |       |           |
| 4- 1              | 0- 0     | 0- 1      | HOME           | 0- 0       | 1- 0        | 3- 0          |      |      |       |           |
| 3- 2              | 0- 0     | 0- 1      | AWAY           | 0- 0       | 0- 1        | 3- 0          |      |      |       |           |
| 1- 0              | 0- 0     | 0- 0      | NEUTRAL        | 0- 0       | 0- 0        | 1- 0          |      |      |       |           |
| 0- 0              | 0- 0     | 0- 0      | CONFERENCE     | 0- 0       | 0- 0        | 0- 0          |      |      |       |           |
| 0- 0              | 0- 0     | 0- 0      | HOME           | 0- 0       | 0- 0        | 0- 0          |      |      |       |           |
| 0- 0              | 0- 0     | 0- 0      | AWAY           | 0- 0       | 0- 0        | 0- 0          |      |      |       |           |
| 0- 0              | 0- 0     | 0- 0      | NEUTRAL        | 0- 0       | 0- 0        | 0- 0          |      |      |       |           |

| RPI S                     | Opponent           | Score | RPI S | Opponent         | Score   | RPI S | Opponent | Score | RPI S | Opponent           | Score   | Team's RPI: 145 |
|---------------------------|--------------------|-------|-------|------------------|---------|-------|----------|-------|-------|--------------------|---------|-----------------|
| 42                        | A Marquette        | 74 85 | 45    | H Northwestern   | 63 65   |       |          |       | 115   | H Western Ill.     | 76 68   |                 |
|                           |                    |       |       |                  |         |       |          |       | 121   | A Northern Ill.    | 104 114 |                 |
|                           |                    |       |       |                  |         |       |          |       | 175   | H Wisconsin        | 80 63   |                 |
|                           |                    |       |       |                  |         |       |          |       | 254   | A Loyola Chicago   | 73 46   |                 |
|                           |                    |       |       |                  |         |       |          |       | 281   | A Illinois St.     | 68 60   |                 |
|                           |                    |       |       |                  |         |       |          |       | 302   | A Vermont          | 68 44   |                 |
|                           |                    |       |       |                  |         |       |          |       | 313   | H Chicago St.      | 71 49   |                 |
|                           |                    |       |       |                  |         |       |          |       | 322   | N LIU Brooklyn     | 88 50   |                 |
|                           |                    |       |       |                  |         |       |          |       | 329   | H North Dakota St. | 79 74   |                 |
| LAST 12 Division I GAMES: |                    |       |       |                  |         |       |          |       |       |                    |         |                 |
| 42                        | A Marquette        | 74 85 | 302   | A Vermont        | 68 44   |       |          |       |       |                    |         |                 |
| 313                       | H Chicago St.      | 71 49 | 175   | H Wisconsin      | 80 63   |       |          |       |       |                    |         |                 |
| 45                        | H Northwestern     | 63 65 | 254   | A Loyola Chicago | 73 46   |       |          |       |       |                    |         |                 |
| 281                       | A Illinois St.     | 68 60 | 121   | A Northern Ill.  | 104 114 |       |          |       |       |                    |         |                 |
| 329                       | H North Dakota St. | 79 74 | 115   | H Western Ill.   | 76 68   |       |          |       |       |                    |         |                 |
| 322                       | N LIU Brooklyn     | 88 50 |       |                  |         |       |          |       |       |                    |         |                 |

Non-Div I Games:

Milwaukee

■ Loss, 
■ Non-Conf, 
■ S Site, 
■ H Home 
■ A Away 
N Neutral

|                   |          |           |                |            |             |               |      |      |       |           |
|-------------------|----------|-----------|----------------|------------|-------------|---------------|------|------|-------|-----------|
| Average RPI Win:  | 136      | WON-LOST  | WINNING        | LAST 10    | STRENGTH OF | OPP. STRENGTH | TEAM | ADJ. | CONF. | ADJ CONF. |
| Average RPI Loss: | 34       | RECORD    | PCT. RANK      | GAMES      | SCHEDULE    | OF SCHEDULE   | RPI  | RPI  | RPI   | RPI       |
| DIV. I ONLY       | 9- 4     | 96        | 6- 4           | 4          | 73          | 15            | 15   | 5    | 5     |           |
| DIV. I NON-CONF.  | 9- 4     | 95        | 8- 4           | 5          | 73          | 15            | 15   | 5    | 5     |           |
| TOTALS            | RPI 1-25 | RPI 26-50 | W-L RECORDS    | RPI 51-100 | RPI 101-150 | RPI 150+      |      |      |       |           |
| 9- 4              | 1- 2     | 1- 1      | OVERALL        | 1- 1       | 1- 0        | 5- 0          |      |      |       |           |
| 7- 1              | 1- 1     | 1- 0      | HOME           | 1- 0       | 1- 0        | 3- 0          |      |      |       |           |
| 2- 1              | 0- 1     | 0- 0      | AWAY           | 0- 0       | 0- 0        | 2- 0          |      |      |       |           |
| 0- 2              | 0- 0     | 0- 1      | NEUTRAL        | 0- 1       | 0- 0        | 0- 0          |      |      |       |           |
| 9- 4              | 1- 2     | 1- 1      | NON-CONFERENCE | 1- 1       | 1- 0        | 5- 0          |      |      |       |           |
| 7- 1              | 1- 1     | 1- 0      | HOME           | 1- 0       | 1- 0        | 3- 0          |      |      |       |           |
| 2- 1              | 0- 1     | 0- 0      | AWAY           | 0- 0       | 0- 0        | 2- 0          |      |      |       |           |
| 0- 2              | 0- 0     | 0- 1      | NEUTRAL        | 0- 1       | 0- 0        | 0- 0          |      |      |       |           |
| 0- 0              | 0- 0     | 0- 0      | CONFERENCE     | 0- 0       | 0- 0        | 0- 0          |      |      |       |           |
| 0- 0              | 0- 0     | 0- 0      | HOME           | 0- 0       | 0- 0        | 0- 0          |      |      |       |           |
| 0- 0              | 0- 0     | 0- 0      | AWAY           | 0- 0       | 0- 0        | 0- 0          |      |      |       |           |
| 0- 0              | 0- 0     | 0- 0      | NEUTRAL        | 0- 0       | 0- 0        | 0- 0          |      |      |       |           |

| RPI 1-25                  |   |                 |        | Team's RPI: 15 |   |            |       | RPI 26-50 |   |                |        | RPI 51-100 |   |          |       | RPI 101+ |   |                 |        |
|---------------------------|---|-----------------|--------|----------------|---|------------|-------|-----------|---|----------------|--------|------------|---|----------|-------|----------|---|-----------------|--------|
| RPI                       | S | Opponent        | Score  |                |   |            |       | RPI       | S | Opponent       | Score  | RPI        | S | Opponent | Score | RPI      | S | Opponent        | Score  |
| 3                         | A | South Carolina  | 58 98  |                |   |            |       | 26        | N | North Carolina | 77 91  | 86         | H | Belmont  | 75 74 | 138      | H | Army West Point | 70 52  |
| 4                         | H | Georgetown      | 68 60  |                |   |            |       | 48        | H | Harvard        | 103 87 | 99         | N | Georgia  | 58 70 | 161      | H | Detroit         | 111 91 |
| 6                         | H | Florida St.     | 61 75  |                |   |            |       |           |   |                |        |            |   |          |       | 165      | H | Seton Hall      | 90 57  |
|                           |   |                 |        |                |   |            |       |           |   |                |        |            |   |          |       | 167      | A | VCU             | 79 69  |
|                           |   |                 |        |                |   |            |       |           |   |                |        |            |   |          |       | 195      | H | Kent St.        | 92 62  |
|                           |   |                 |        |                |   |            |       |           |   |                |        |            |   |          |       | 262      | A | New Mexico      | 69 65  |
| LAST 12 Division I GAMES: |   |                 |        |                |   |            |       |           |   |                |        |            |   |          |       |          |   |                 |        |
| 3                         | A | South Carolina  | 58 98  | 195            | H | Kent St.   | 92 62 |           |   |                |        |            |   |          |       |          |   |                 |        |
| 138                       | H | Army West Point | 70 52  | 86             | H | Belmont    | 75 74 |           |   |                |        |            |   |          |       |          |   |                 |        |
| 262                       | A | New Mexico      | 69 65  | 99             | N | Georgia    | 58 70 |           |   |                |        |            |   |          |       |          |   |                 |        |
| 161                       | H | Detroit         | 111 91 | 165            | H | Seton Hall | 90 57 |           |   |                |        |            |   |          |       |          |   |                 |        |
| 6                         | H | Florida St.     | 61 75  | 4              | H | Georgetown | 68 60 |           |   |                |        |            |   |          |       |          |   |                 |        |
| 26                        | N | North Carolina  | 77 91  | 167            | A | VCU        | 79 69 |           |   |                |        |            |   |          |       |          |   |                 |        |

Non-Div I Games:

Minnesota

|                   |          |          |           |                |             |               |          |      |       |           |
|-------------------|----------|----------|-----------|----------------|-------------|---------------|----------|------|-------|-----------|
| Average RPI Win:  | 120      | WON-LOST | WINNING   | LAST 10        | STRENGTH OF | OPP. STRENGTH | TEAM     | ADJ. | CONF. | ADJ CONF. |
| Average RPI Loss: | 0        | RECORD   | PCT. RANK | GAMES          | SCHEDULE    | OF SCHEDULE   | RPI      | RPI  | RPI   | RPI       |
| DIV. I ONLY       | 13- 0    | 1        | 10- 0     | 56             | 27          | 5             | 5        | 1    | 1     |           |
| DIV. I NON-CONF.  | 13- 0    | 1        | 12- 0     | 57             | 27          | 5             | 5        | 1    | 1     |           |
| TOTALS            | RPI 1-25 |          | RPI 26-50 | W-L RECORDS    | RPI 51-100  | RPI 101-150   | RPI 150+ |      |       |           |
| 13- 0             | 0- 0     |          | 1- 0      | OVERALL        | 7- 0        | 2- 0          | 3- 0     |      |       |           |
| 2- 0              | 0- 0     |          | 0- 0      | HOME           | 1- 0        | 0- 0          | 1- 0     |      |       |           |
| 6- 0              | 0- 0     |          | 0- 0      | AWAY           | 4- 0        | 1- 0          | 1- 0     |      |       |           |
| 5- 0              | 0- 0     |          | 1- 0      | NEUTRAL        | 2- 0        | 1- 0          | 1- 0     |      |       |           |
| 13- 0             | 0- 0     |          | 1- 0      | NON-CONFERENCE | 7- 0        | 2- 0          | 3- 0     |      |       |           |
| 2- 0              | 0- 0     |          | 0- 0      | HOME           | 1- 0        | 0- 0          | 1- 0     |      |       |           |
| 6- 0              | 0- 0     |          | 0- 0      | AWAY           | 4- 0        | 1- 0          | 1- 0     |      |       |           |
| 5- 0              | 0- 0     |          | 1- 0      | NEUTRAL        | 2- 0        | 1- 0          | 1- 0     |      |       |           |
| 0- 0              | 0- 0     |          | 0- 0      | CONFERENCE     | 0- 0        | 0- 0          | 0- 0     |      |       |           |
| 0- 0              | 0- 0     |          | 0- 0      | HOME           | 0- 0        | 0- 0          | 0- 0     |      |       |           |
| 0- 0              | 0- 0     |          | 0- 0      | AWAY           | 0- 0        | 0- 0          | 0- 0     |      |       |           |
| 0- 0              | 0- 0     |          | 0- 0      | NEUTRAL        | 0- 0        | 0- 0          | 0- 0     |      |       |           |

| RPI 1-25                  |   |          |       | Team's RPI: 5 |   | RPI 26-50      |       |     |   | RPI 51-100          |       |     |   | RPI 101+       |        |  |  |
|---------------------------|---|----------|-------|---------------|---|----------------|-------|-----|---|---------------------|-------|-----|---|----------------|--------|--|--|
| RPI                       | S | Opponent | Score | RPI           | S | Opponent       | Score | RPI | S | Opponent            | Score | RPI | S | Opponent       | Score  |  |  |
|                           |   |          |       | 46            | N | Oregon         | 75 63 | 53  | N | Tulane              | 66 49 | 129 | N | Villanova      | 108 62 |  |  |
|                           |   |          |       |               |   |                |       | 61  | A | Little Rock         | 58 44 | 139 | A | Southern Miss. | 72 50  |  |  |
|                           |   |          |       |               |   |                |       | 67  | N | SMU                 | 91 42 | 229 | N | San Jose St.   | 88 51  |  |  |
|                           |   |          |       |               |   |                |       | 72  | A | Maine               | 87 43 | 249 | A | Hawaii         | 66 41  |  |  |
|                           |   |          |       |               |   |                |       | 77  | A | Southern California | 76 72 | 265 | H | Alabama St.    | 90 47  |  |  |
|                           |   |          |       |               |   |                |       | 80  | H | Texas               | 79 68 |     |   |                |        |  |  |
|                           |   |          |       |               |   |                |       | 93  | A | Iowa St.            | 85 81 |     |   |                |        |  |  |
| LAST 12 Division I GAMES: |   |          |       |               |   |                |       |     |   |                     |       |     |   |                |        |  |  |
|                           |   |          |       | 67            | N | SMU            | 91 42 | 265 | H | Alabama St.         | 90 47 |     |   |                |        |  |  |
|                           |   |          |       | 61            | A | Little Rock    | 58 44 | 77  | A | Southern California | 76 72 |     |   |                |        |  |  |
|                           |   |          |       | 139           | A | Southern Miss. | 72 50 | 46  | N | Oregon              | 75 63 |     |   |                |        |  |  |
|                           |   |          |       | 93            | A | Iowa St.       | 85 81 | 80  | H | Texas               | 79 68 |     |   |                |        |  |  |
|                           |   |          |       | 249           | A | Hawaii         | 66 41 | 53  | N | Tulane              | 66 49 |     |   |                |        |  |  |
|                           |   |          |       | 229           | N | San Jose St.   | 88 51 | 72  | A | Maine               | 87 43 |     |   |                |        |  |  |

Non-Div I Games:

Mississippi St.

■ Loss, 
 ■ Non-Conf, 
 ■ S Site, 
 ■ Home 
 ■ Away 
 N Neutral

|                   |          |           |                |            |             |               |      |      |       |           |
|-------------------|----------|-----------|----------------|------------|-------------|---------------|------|------|-------|-----------|
| Average RPI Win:  | 326      | WON-LOST  | WINNING        | LAST 10    | STRENGTH OF | OPP. STRENGTH | TEAM | ADJ. | CONF. | ADJ CONF. |
| Average RPI Loss: | 138      | RECORD    | PCT. RANK      | GAMES      | SCHEDULE    | OF SCHEDULE   | RPI  | RPI  | RPI   | RPI       |
| DIV. I ONLY       | 1- 7     | 312       | 1- 7           | 23         | 335         | 200           | 200  | 29   | 29    |           |
| DIV. I NON-CONF.  | 1- 7     | 309       | 1- 7           | 23         | 335         | 201           | 201  | 29   | 29    |           |
| TOTALS            | RPI 1-25 | RPI 26-50 | W-L RECORDS    | RPI 51-100 | RPI 101-150 | RPI 150+      |      |      |       |           |
| 1- 7              | 0- 0     | 0- 1      | OVERALL        | 0- 1       | 0- 3        | 1- 2          |      |      |       |           |
| 0- 2              | 0- 0     | 0- 0      | HOME           | 0- 1       | 0- 0        | 0- 1          |      |      |       |           |
| 1- 5              | 0- 0     | 0- 0      | AWAY           | 0- 0       | 0- 1        | 1- 0          |      |      |       |           |
| 0- 0              | 0- 0     | 0- 0      | NEUTRAL        | 0- 0       | 0- 0        | 0- 0          |      |      |       |           |
| 1- 7              | 0- 0     | 0- 1      | NON-CONFERENCE | 0- 1       | 0- 3        | 1- 2          |      |      |       |           |
| 0- 2              | 0- 0     | 0- 0      | HOME           | 0- 1       | 0- 0        | 0- 1          |      |      |       |           |
| 1- 5              | 0- 0     | 0- 1      | AWAY           | 0- 0       | 0- 3        | 1- 1          |      |      |       |           |
| 0- 0              | 0- 0     | 0- 0      | NEUTRAL        | 0- 0       | 0- 0        | 0- 0          |      |      |       |           |
| 0- 0              | 0- 0     | 0- 0      | CONFERENCE     | 0- 0       | 0- 0        | 0- 0          |      |      |       |           |
| 0- 0              | 0- 0     | 0- 0      | HOME           | 0- 0       | 0- 0        | 0- 0          |      |      |       |           |
| 0- 0              | 0- 0     | 0- 0      | AWAY           | 0- 0       | 0- 0        | 0- 0          |      |      |       |           |
| 0- 0              | 0- 0     | 0- 0      | NEUTRAL        | 0- 0       | 0- 0        | 0- 0          |      |      |       |           |

| RPI 1-25                  |   |          |       | RPI 26-50 |   |                  |        | RPI 51-100 |   |            |       | RPI 101+ |   |                  |        | Team's RPI: 200 |  |
|---------------------------|---|----------|-------|-----------|---|------------------|--------|------------|---|------------|-------|----------|---|------------------|--------|-----------------|--|
| RPI                       | S | Opponent | Score | RPI       | S | Opponent         | Score  | RPI        | S | Opponent   | Score | RPI      | S | Opponent         | Score  |                 |  |
|                           |   |          |       | 32        | A | Baylor           | 36 101 | 79         | H | Colorado   | 64 76 | 118      | A | Alabama          | 44 93  |                 |  |
|                           |   |          |       |           |   |                  |        |            |   |            |       | 139      | A | Southern Miss.   | 55 83  |                 |  |
|                           |   |          |       |           |   |                  |        |            |   |            |       | 140      | A | UAB              | 46 80  |                 |  |
|                           |   |          |       |           |   |                  |        |            |   |            |       | 175      | A | Wisconsin        | 61 103 |                 |  |
|                           |   |          |       |           |   |                  |        |            |   |            |       | 283      | H | Murray St.       | 62 80  |                 |  |
|                           |   |          |       |           |   |                  |        |            |   |            |       | 326      | A | Northwestern St. | 68 64  |                 |  |
| LAST 12 Division I GAMES: |   |          |       |           |   |                  |        |            |   |            |       |          |   |                  |        |                 |  |
|                           |   |          |       | 175       | A | Wisconsin        | 61 103 | 283        | H | Murray St. | 62 80 |          |   |                  |        |                 |  |
|                           |   |          |       | 139       | A | Southern Miss.   | 55 83  | 79         | H | Colorado   | 64 76 |          |   |                  |        |                 |  |
|                           |   |          |       | 140       | A | UAB              | 46 80  |            |   |            |       |          |   |                  |        |                 |  |
|                           |   |          |       | 326       | A | Northwestern St. | 68 64  |            |   |            |       |          |   |                  |        |                 |  |
|                           |   |          |       | 32        | A | Baylor           | 36 101 |            |   |            |       |          |   |                  |        |                 |  |
|                           |   |          |       | 118       | A | Alabama          | 44 93  |            |   |            |       |          |   |                  |        |                 |  |

Non-Div I Games: Blue Mountain 66 40 Tougaloo 99 55

Mississippi Val.

Loss, Non-Conf, S Site, H Home A Away N Neutral

|                   |          |           |                |            |             |               |      |      |       |           |
|-------------------|----------|-----------|----------------|------------|-------------|---------------|------|------|-------|-----------|
| Average RPI Win:  | 159      | WON-LOST  | WINNING        | LAST 10    | STRENGTH OF | OPP. STRENGTH | TEAM | ADJ. | CONF. | ADJ CONF. |
| Average RPI Loss: | 77       | RECORD    | PCT. RANK      | GAMES      | SCHEDULE    | OF SCHEDULE   | RPI  | RPI  | RPI   | RPI       |
| DIV. I ONLY       | 10- 4    | 87        | 7- 3           | 72         | 87          | 55            | 55   | 1    | 1     |           |
| DIV. I NON-CONF.  | 10- 4    | 85        | 8- 4           | 74         | 88          | 56            | 56   | 1    | 1     |           |
| TOTALS            | RPI 1-25 | RPI 26-50 | W-L RECORDS    | RPI 51-100 | RPI 101-150 | RPI 150+      |      |      |       |           |
| 10- 4             | 0- 1     | 0- 0      | OVERALL        | 1- 2       | 4- 0        | 5- 1          |      |      |       |           |
| 8- 0              | 0- 0     | 0- 0      | HOME           | 0- 0       | 3- 0        | 5- 0          |      |      |       |           |
| 1- 3              | 0- 1     | 0- 0      | AWAY           | 0- 0       | 1- 0        | 0- 0          |      |      |       |           |
| 1- 1              | 0- 0     | 0- 0      | NEUTRAL        | 1- 1       | 0- 0        | 0- 0          |      |      |       |           |
| 10- 4             | 0- 1     | 0- 0      | NON-CONFERENCE | 1- 2       | 4- 0        | 5- 1          |      |      |       |           |
| 8- 0              | 0- 0     | 0- 0      | HOME           | 0- 0       | 3- 0        | 5- 0          |      |      |       |           |
| 1- 3              | 0- 1     | 0- 0      | AWAY           | 0- 1       | 1- 0        | 0- 1          |      |      |       |           |
| 1- 1              | 0- 0     | 0- 0      | NEUTRAL        | 1- 1       | 0- 0        | 0- 0          |      |      |       |           |
| 0- 0              | 0- 0     | 0- 0      | CONFERENCE     | 0- 0       | 0- 0        | 0- 0          |      |      |       |           |
| 0- 0              | 0- 0     | 0- 0      | HOME           | 0- 0       | 0- 0        | 0- 0          |      |      |       |           |
| 0- 0              | 0- 0     | 0- 0      | AWAY           | 0- 0       | 0- 0        | 0- 0          |      |      |       |           |
| 0- 0              | 0- 0     | 0- 0      | NEUTRAL        | 0- 0       | 0- 0        | 0- 0          |      |      |       |           |

| RPI 1-25                  |   |            |       | RPI 26-50 |   |              |       | RPI 51-100 |   |              |       | Team's RPI: 55 | RPI 101+ |              |                   |       |
|---------------------------|---|------------|-------|-----------|---|--------------|-------|------------|---|--------------|-------|----------------|----------|--------------|-------------------|-------|
| RPI                       | S | Opponent   | Score | RPI       | S | Opponent     | Score | RPI        | S | Opponent     | Score |                | RPI      | S            | Opponent          | Score |
| 12                        | A | Washington | 66 79 |           |   |              |       | 51         | N | Georgia Tech | 70 72 |                | 101      | H            | UC Riverside      | 68 62 |
|                           |   |            |       |           |   |              |       | 83         | N | Creighton    | 72 63 |                | 115      | H            | Western Ill.      | 71 68 |
|                           |   |            |       |           |   |              |       | 88         | A | IUPUI        | 45 73 |                | 136      | A            | Nebraska          | 55 35 |
|                           |   |            |       |           |   |              |       |            |   |              |       |                | 144      | H            | Indiana St.       | 77 48 |
|                           |   |            |       |           |   |              |       |            |   |              |       |                | 156      | A            | Saint Louis       | 61 72 |
|                           |   |            |       |           |   |              |       |            |   |              |       |                | 159      | H            | Missouri St.      | 73 49 |
|                           |   |            |       |           |   |              |       |            |   |              |       |                | 202      | H            | Abilene Christian | 52 46 |
|                           |   |            |       |           |   |              |       |            |   |              |       |                | 209      | H            | SIUE              | 72 60 |
|                           |   |            |       |           |   |              |       |            |   |              |       |                | 215      | H            | UT Martin         | 80 69 |
|                           |   |            |       |           |   |              |       |            |   |              |       |                | 223      | H            | Wichita St.       | 64 57 |
| LAST 12 Division I GAMES: |   |            |       |           |   |              |       |            |   |              |       |                |          |              |                   |       |
|                           |   |            |       | 159       | H | Missouri St. | 73 49 |            |   |              |       | 156            | A        | Saint Louis  | 61 72             |       |
|                           |   |            |       | 115       | H | Western Ill. | 71 68 |            |   |              |       | 101            | H        | UC Riverside | 68 62             |       |
|                           |   |            |       | 51        | N | Georgia Tech | 70 72 |            |   |              |       | 215            | H        | UT Martin    | 80 69             |       |
|                           |   |            |       | 83        | N | Creighton    | 72 63 |            |   |              |       | 223            | H        | Wichita St.  | 64 57             |       |
|                           |   |            |       | 144       | H | Indiana St.  | 77 48 |            |   |              |       | 209            | H        | SIUE         | 72 60             |       |
|                           |   |            |       | 12        | A | Washington   | 66 79 |            |   |              |       | 88             | A        | IUPUI        | 45 73             |       |

Non-Div I Games:

Missouri

|                   |          |           |                |            |             |               |      |      |       |           |
|-------------------|----------|-----------|----------------|------------|-------------|---------------|------|------|-------|-----------|
| Average RPI Win:  | 161      | WON-LOST  | WINNING        | LAST 10    | STRENGTH OF | OPP. STRENGTH | TEAM | ADJ. | CONF. | ADJ CONF. |
| Average RPI Loss: | 90       | RECORD    | PCT. RANK      | GAMES      | SCHEDULE    | OF SCHEDULE   | RPI  | RPI  | RPI   | RPI       |
| DIV. I ONLY       | 3- 7     | 249       | 3- 6           | 51         | 74          | 159           | 159  | 13   | 13    |           |
| DIV. I NON-CONF.  | 3- 7     | 248       | 3- 7           | 51         | 74          | 159           | 159  | 13   | 13    |           |
| TOTALS            | RPI 1-25 | RPI 26-50 | W-L RECORDS    | RPI 51-100 | RPI 101-150 | RPI 150+      |      |      |       |           |
| 3- 7              | 0- 0     | 0- 1      | OVERALL        | 1- 4       | 1- 1        | 1- 1          |      |      |       |           |
| 2- 2              | 0- 0     | 0- 0      | HOME           | 1- 1       | 0- 1        | 1- 0          |      |      |       |           |
| 1- 4              | 0- 0     | 0- 1      | AWAY           | 0- 2       | 1- 0        | 0- 1          |      |      |       |           |
| 0- 1              | 0- 0     | 0- 0      | NEUTRAL        | 0- 1       | 0- 0        | 0- 0          |      |      |       |           |
| 3- 7              | 0- 0     | 0- 1      | NON-CONFERENCE | 1- 4       | 1- 1        | 1- 1          |      |      |       |           |
| 2- 2              | 0- 0     | 0- 0      | HOME           | 1- 1       | 0- 1        | 1- 0          |      |      |       |           |
| 1- 4              | 0- 0     | 0- 1      | AWAY           | 0- 2       | 1- 0        | 0- 1          |      |      |       |           |
| 0- 1              | 0- 0     | 0- 0      | NEUTRAL        | 0- 1       | 0- 0        | 0- 0          |      |      |       |           |
| 0- 0              | 0- 0     | 0- 0      | CONFERENCE     | 0- 0       | 0- 0        | 0- 0          |      |      |       |           |
| 0- 0              | 0- 0     | 0- 0      | HOME           | 0- 0       | 0- 0        | 0- 0          |      |      |       |           |
| 0- 0              | 0- 0     | 0- 0      | AWAY           | 0- 0       | 0- 0        | 0- 0          |      |      |       |           |
| 0- 0              | 0- 0     | 0- 0      | NEUTRAL        | 0- 0       | 0- 0        | 0- 0          |      |      |       |           |

| RPI S                     | Opponent | Score | RPI S | Opponent            | Score | RPI S | Opponent            | Score | RPI S | Opponent     | Score | Team's RPI: 159 |
|---------------------------|----------|-------|-------|---------------------|-------|-------|---------------------|-------|-------|--------------|-------|-----------------|
|                           |          |       | 45 A  | Northwestern        | 52 75 | 55 A  | Missouri            | 49 73 | 103 H | Middle Tenn. | 52 71 |                 |
|                           |          |       |       |                     |       | 61 H  | Little Rock         | 47 58 | 119 A | Kansas       | 87 64 |                 |
|                           |          |       |       |                     |       | 73 A  | Oral Roberts        | 56 78 | 219 A | Memphis      | 60 69 |                 |
|                           |          |       |       |                     |       | 77 N  | Southern California | 67 89 | 274 H | North Texas  | 63 54 |                 |
|                           |          |       |       |                     |       | 91 H  | Arkansas            | 64 62 |       |              |       |                 |
| LAST 12 Division I GAMES: |          |       |       |                     |       |       |                     |       |       |              |       |                 |
|                           |          |       | 77 N  | Southern California | 67 89 | 103 H | Middle Tenn.        | 52 71 |       |              |       |                 |
|                           |          |       | 45 A  | Northwestern        | 52 75 | 274 H | North Texas         | 63 54 |       |              |       |                 |
|                           |          |       | 119 A | Kansas              | 87 64 | 91 H  | Arkansas            | 64 62 |       |              |       |                 |
|                           |          |       | 219 A | Memphis             | 60 69 | 73 A  | Oral Roberts        | 56 78 |       |              |       |                 |
|                           |          |       |       |                     |       | 55 A  | Missouri            | 49 73 |       |              |       |                 |
|                           |          |       |       |                     |       | 61 H  | Little Rock         | 47 58 |       |              |       |                 |

Non-Div I Games: Alas. Anchorage 65 58

Missouri St.

■ Loss, 
■ Non-Conf, 
■ S Site, 
■ H Home 
■ A Away 
N Neutral

|                   |          |           |                |            |             |               |      |      |       |           |
|-------------------|----------|-----------|----------------|------------|-------------|---------------|------|------|-------|-----------|
| Average RPI Win:  | 262      | WON-LOST  | WINNING        | LAST 10    | STRENGTH OF | OPP. STRENGTH | TEAM | ADJ. | CONF. | ADJ CONF. |
| Average RPI Loss: | 164      | RECORD    | PCT. RANK      | GAMES      | SCHEDULE    | OF SCHEDULE   | RPI  | RPI  | RPI   | RPI       |
| DIV. I ONLY       | 5- 6     | 183       | 4- 6           | 295        | 239         | 225           | 225  | 18   | 18    |           |
| DIV. I NON-CONF.  | 5- 4     | 141       | 5- 4           | 246        | 310         | 186           | 186  | 17   | 17    |           |
| TOTALS            | RPI 1-25 | RPI 26-50 | W-L RECORDS    | RPI 51-100 | RPI 101-150 | RPI 150+      |      |      |       |           |
| 5- 6              | 0- 0     | 0- 0      | OVERALL        | 0- 3       | 0- 0        | 5- 3          |      |      |       |           |
| 1- 2              | 0- 0     | 0- 0      | HOME           | 0- 2       | 0- 0        | 1- 0          |      |      |       |           |
| 4- 3              | 0- 0     | 0- 0      | AWAY           | 0- 1       | 0- 0        | 4- 0          |      |      |       |           |
| 0- 1              | 0- 0     | 0- 0      | NEUTRAL        | 0- 0       | 0- 0        | 0- 1          |      |      |       |           |
| 5- 4              | 0- 0     | 0- 0      | NON-CONFERENCE | 0- 2       | 0- 0        | 5- 2          |      |      |       |           |
| 1- 2              | 0- 0     | 0- 0      | HOME           | 0- 2       | 0- 0        | 1- 0          |      |      |       |           |
| 4- 1              | 0- 0     | 0- 0      | AWAY           | 0- 0       | 0- 0        | 4- 1          |      |      |       |           |
| 0- 1              | 0- 0     | 0- 0      | NEUTRAL        | 0- 0       | 0- 0        | 0- 1          |      |      |       |           |
| 0- 2              | 0- 0     | 0- 0      | CONFERENCE     | 0- 1       | 0- 0        | 0- 1          |      |      |       |           |
| 0- 0              | 0- 0     | 0- 0      | HOME           | 0- 0       | 0- 0        | 0- 0          |      |      |       |           |
| 0- 2              | 0- 0     | 0- 0      | AWAY           | 0- 1       | 0- 0        | 0- 1          |      |      |       |           |
| 0- 0              | 0- 0     | 0- 0      | NEUTRAL        | 0- 0       | 0- 0        | 0- 0          |      |      |       |           |

| RPI S                     | Opponent | Score | RPI S | Opponent               | Score | RPI S | Opponent              | Score | RPI S | Opponent               | Score | Team's RPI: 225 |
|---------------------------|----------|-------|-------|------------------------|-------|-------|-----------------------|-------|-------|------------------------|-------|-----------------|
|                           |          |       |       |                        |       | 82    | H Clemson             | 47 60 | 154   | N Hartford             | 72 75 |                 |
|                           |          |       |       |                        |       | 84    | A Niagara             | 45 66 | 190   | A Sacred Heart         | 65 54 |                 |
|                           |          |       |       |                        |       | 94    | H Providence          | 58 62 | 230   | A Robert Morris        | 69 56 |                 |
|                           |          |       |       |                        |       |       |                       |       | 257   | A Eastern Mich.        | 75 68 |                 |
|                           |          |       |       |                        |       |       |                       |       | 263   | A Canisius             | 54 74 |                 |
|                           |          |       |       |                        |       |       |                       |       | 287   | A Lehigh               | 73 62 |                 |
|                           |          |       |       |                        |       |       |                       |       | 308   | A St. Francis Brooklyn | 78 87 |                 |
|                           |          |       |       |                        |       |       |                       |       | 348   | H Fairleigh Dickinson  | 72 63 |                 |
| LAST 12 Division I GAMES: |          |       |       |                        |       |       |                       |       |       |                        |       |                 |
|                           |          |       | 94    | H Providence           | 58 62 | 348   | H Fairleigh Dickinson | 72 63 |       |                        |       |                 |
|                           |          |       | 257   | A Eastern Mich.        | 75 68 | 190   | A Sacred Heart        | 65 54 |       |                        |       |                 |
|                           |          |       | 82    | H Clemson              | 47 60 | 263   | A Canisius            | 54 74 |       |                        |       |                 |
|                           |          |       | 308   | A St. Francis Brooklyn | 78 87 | 84    | A Niagara             | 45 66 |       |                        |       |                 |
|                           |          |       | 230   | A Robert Morris        | 69 56 | 287   | A Lehigh              | 73 62 |       |                        |       |                 |
|                           |          |       |       |                        |       | 154   | N Hartford            | 72 75 |       |                        |       |                 |

Non-Div I Games:

Monmouth



|                   |          |           |                |            |             |               |      |      |       |           |
|-------------------|----------|-----------|----------------|------------|-------------|---------------|------|------|-------|-----------|
| Average RPI Win:  | 345      | WON-LOST  | WINNING        | LAST 10    | STRENGTH OF | OPP. STRENGTH | TEAM | ADJ. | CONF. | ADJ CONF. |
| Average RPI Loss: | 179      | RECORD    | PCT. RANK      | GAMES      | SCHEDULE    | OF SCHEDULE   | RPI  | RPI  | RPI   | RPI       |
| DIV. I ONLY       | 1- 8     | 317       | 1- 8           | 286        | 293         | 343           | 343  | 17   | 17    |           |
| DIV. I NON-CONF.  | 1- 8     | 315       | 1- 8           | 289        | 292         | 343           | 343  | 18   | 18    |           |
| TOTALS            | RPI 1-25 | RPI 26-50 | W-L RECORDS    | RPI 51-100 | RPI 101-150 | RPI 150+      |      |      |       |           |
| 1- 8              | 0- 0     | 0- 1      | OVERALL        | 0- 1       | 0- 2        | 1- 4          |      |      |       |           |
| 1- 3              | 0- 0     | 0- 0      | HOME           | 0- 0       | 0- 2        | 1- 1          |      |      |       |           |
| 0- 3              | 0- 0     | 0- 0      | AWAY           | 0- 1       | 0- 0        | 0- 2          |      |      |       |           |
| 0- 2              | 0- 0     | 0- 1      | NEUTRAL        | 0- 0       | 0- 0        | 0- 1          |      |      |       |           |
| 1- 8              | 0- 0     | 0- 1      | NON-CONFERENCE | 0- 1       | 0- 2        | 1- 4          |      |      |       |           |
| 1- 3              | 0- 0     | 0- 0      | HOME           | 0- 0       | 0- 2        | 1- 1          |      |      |       |           |
| 0- 3              | 0- 0     | 0- 0      | AWAY           | 0- 1       | 0- 0        | 0- 2          |      |      |       |           |
| 0- 2              | 0- 0     | 0- 1      | NEUTRAL        | 0- 0       | 0- 0        | 0- 1          |      |      |       |           |
| 0- 0              | 0- 0     | 0- 0      | CONFERENCE     | 0- 0       | 0- 0        | 0- 0          |      |      |       |           |
| 0- 0              | 0- 0     | 0- 0      | HOME           | 0- 0       | 0- 0        | 0- 0          |      |      |       |           |
| 0- 0              | 0- 0     | 0- 0      | AWAY           | 0- 0       | 0- 0        | 0- 0          |      |      |       |           |
| 0- 0              | 0- 0     | 0- 0      | NEUTRAL        | 0- 0       | 0- 0        | 0- 0          |      |      |       |           |

| RPI S                     | Opponent         | Score | RPI S | Opponent          | Score | RPI S | Opponent          | Score | RPI S | Opponent        | Score | Team's RPI: 343 |
|---------------------------|------------------|-------|-------|-------------------|-------|-------|-------------------|-------|-------|-----------------|-------|-----------------|
| 44 N                      | South Dakota St. | 43 84 | 54 A  | SFA               | 46 54 | 120 H | Wyoming           | 42 67 | 126 H | Colorado St.    | 49 63 |                 |
|                           |                  |       |       |                   |       | 201 H | Utah St.          | 47 65 | 258 N | Massachusetts   | 58 59 |                 |
|                           |                  |       |       |                   |       | 278 A | Seattle U         | 44 60 | 345 H | Incarinate Word | 61 56 |                 |
|                           |                  |       |       |                   |       | 349 A | Cal St. Fullerton | 56 72 |       |                 |       |                 |
| LAST 12 Division I GAMES: |                  |       |       |                   |       |       |                   |       |       |                 |       |                 |
| 126 H                     | Colorado St.     | 49 63 | 278 A | Seattle U         | 44 60 |       |                   |       |       |                 |       |                 |
| 120 H                     | Wyoming          | 42 67 | 349 A | Cal St. Fullerton | 56 72 |       |                   |       |       |                 |       |                 |
| 54 A                      | SFA              | 46 54 | 201 H | Utah St.          | 47 65 |       |                   |       |       |                 |       |                 |
|                           |                  |       | 345 H | Incarinate Word   | 61 56 |       |                   |       |       |                 |       |                 |
|                           |                  |       | 258 N | Massachusetts     | 58 59 |       |                   |       |       |                 |       |                 |
|                           |                  |       | 44 N  | South Dakota St.  | 43 84 |       |                   |       |       |                 |       |                 |

Non-Div I Games: Rocky Mountain 64 56 Great Falls 66 55

Montana

Loss, Non-Conf, S Site, H Home A Away N Neutral

|                   |          |           |                |            |             |               |      |      |       |           |
|-------------------|----------|-----------|----------------|------------|-------------|---------------|------|------|-------|-----------|
| Average RPI Win:  | 215      | WON-LOST  | WINNING        | LAST 10    | STRENGTH OF | OPP. STRENGTH | TEAM | ADJ. | CONF. | ADJ CONF. |
| Average RPI Loss: | 95       | RECORD    | PCT. RANK      | GAMES      | SCHEDULE    | OF SCHEDULE   | RPI  | RPI  | RPI   | RPI       |
| DIV. I ONLY       | 5- 3     | 121       | 5- 3           | 236        | 51          | 112           | 112  | 17   | 17    |           |
| DIV. I NON-CONF.  | 5- 3     | 120       | 5- 3           | 238        | 51          | 110           | 110  | 18   | 18    |           |
| TOTALS            | RPI 1-25 | RPI 26-50 | W-L RECORDS    | RPI 51-100 | RPI 101-150 | RPI 150+      |      |      |       |           |
| 5- 3              | 0- 1     | 0- 0      | OVERALL        | 1- 1       | 0- 0        | 4- 1          |      |      |       |           |
| 2- 0              | 0- 0     | 0- 0      | HOME           | 0- 0       | 0- 0        | 2- 0          |      |      |       |           |
| 2- 3              | 0- 1     | 0- 0      | AWAY           | 0- 1       | 0- 0        | 2- 1          |      |      |       |           |
| 1- 0              | 0- 0     | 0- 0      | NEUTRAL        | 1- 0       | 0- 0        | 0- 0          |      |      |       |           |
| 5- 3              | 0- 1     | 0- 0      | NON-CONFERENCE | 1- 1       | 0- 0        | 4- 1          |      |      |       |           |
| 2- 0              | 0- 0     | 0- 0      | HOME           | 0- 0       | 0- 0        | 2- 0          |      |      |       |           |
| 2- 3              | 0- 1     | 0- 0      | AWAY           | 0- 1       | 0- 0        | 2- 1          |      |      |       |           |
| 1- 0              | 0- 0     | 0- 0      | NEUTRAL        | 1- 0       | 0- 0        | 0- 0          |      |      |       |           |
| 0- 0              | 0- 0     | 0- 0      | CONFERENCE     | 0- 0       | 0- 0        | 0- 0          |      |      |       |           |
| 0- 0              | 0- 0     | 0- 0      | HOME           | 0- 0       | 0- 0        | 0- 0          |      |      |       |           |
| 0- 0              | 0- 0     | 0- 0      | AWAY           | 0- 0       | 0- 0        | 0- 0          |      |      |       |           |
| 0- 0              | 0- 0     | 0- 0      | NEUTRAL        | 0- 0       | 0- 0        | 0- 0          |      |      |       |           |

| RPI 1-25                  |   |          |       | RPI 26-50 |   |             |       | RPI 51-100 |   |             |       | RPI 101+ |   |           |       | Team's RPI: 112 |  |
|---------------------------|---|----------|-------|-----------|---|-------------|-------|------------|---|-------------|-------|----------|---|-----------|-------|-----------------|--|
| RPI                       | S | Opponent | Score | RPI       | S | Opponent    | Score | RPI        | S | Opponent    | Score | RPI      | S | Opponent  | Score |                 |  |
| 14                        | A | Utah     | 64 74 |           |   |             |       | 71         | A | UC Davis    | 62 70 | 186      | A | Portland  | 70 66 |                 |  |
|                           |   |          |       |           |   |             |       | 87         | N | Santa Clara | 77 50 | 201      | A | Utah St.  | 56 64 |                 |  |
|                           |   |          |       |           |   |             |       |            |   |             |       | 232      | A | Pacific   | 72 66 |                 |  |
|                           |   |          |       |           |   |             |       |            |   |             |       | 278      | H | Seattle U | 75 56 |                 |  |
|                           |   |          |       |           |   |             |       |            |   |             |       | 294      | H | Cal Poly  | 71 52 |                 |  |
| LAST 12 Division I GAMES: |   |          |       |           |   |             |       |            |   |             |       |          |   |           |       |                 |  |
|                           |   |          |       | 294       | H | Cal Poly    | 71 52 |            |   |             |       | 201      | A | Utah St.  | 56 64 |                 |  |
|                           |   |          |       | 186       | A | Portland    | 70 66 |            |   |             |       | 14       | A | Utah      | 64 74 |                 |  |
|                           |   |          |       | 278       | H | Seattle U   | 75 56 |            |   |             |       |          |   |           |       |                 |  |
|                           |   |          |       | 87        | N | Santa Clara | 77 50 |            |   |             |       |          |   |           |       |                 |  |
|                           |   |          |       | 232       | A | Pacific     | 72 66 |            |   |             |       |          |   |           |       |                 |  |
|                           |   |          |       | 71        | A | UC Davis    | 62 70 |            |   |             |       |          |   |           |       |                 |  |

Non-Div I Games: Carroll (MT) 75 44 Great Falls 75 42

Montana St.

Loss, Non-Conf, S Site, H Home A Away N Neutral

|                   |          |           |                |            |             |               |      |      |       |           |
|-------------------|----------|-----------|----------------|------------|-------------|---------------|------|------|-------|-----------|
| Average RPI Win:  | 281      | WON-LOST  | WINNING        | LAST 10    | STRENGTH OF | OPP. STRENGTH | TEAM | ADJ. | CONF. | ADJ CONF. |
| Average RPI Loss: | 96       | RECORD    | PCT. RANK      | GAMES      | SCHEDULE    | OF SCHEDULE   | RPI  | RPI  | RPI   | RPI       |
| DIV. I ONLY       | 8- 3     | 68        | 7- 2           | 340        | 127         | 198           | 198  | 26   | 26    |           |
| DIV. I NON-CONF.  | 8- 3     | 67        | 8- 2           | 340        | 127         | 199           | 199  | 26   | 26    |           |
| TOTALS            | RPI 1-25 | RPI 26-50 | W-L RECORDS    | RPI 51-100 | RPI 101-150 | RPI 150+      |      |      |       |           |
| 8- 3              | 0- 1     | 0- 0      | OVERALL        | 0- 1       | 0- 0        | 8- 1          |      |      |       |           |
| 5- 1              | 0- 0     | 0- 0      | HOME           | 0- 0       | 0- 0        | 5- 1          |      |      |       |           |
| 3- 2              | 0- 1     | 0- 0      | AWAY           | 0- 1       | 0- 0        | 3- 0          |      |      |       |           |
| 0- 0              | 0- 0     | 0- 0      | NEUTRAL        | 0- 0       | 0- 0        | 0- 0          |      |      |       |           |
| 8- 3              | 0- 1     | 0- 0      | NON-CONFERENCE | 0- 1       | 0- 0        | 8- 1          |      |      |       |           |
| 5- 1              | 0- 0     | 0- 0      | HOME           | 0- 0       | 0- 0        | 5- 1          |      |      |       |           |
| 3- 2              | 0- 1     | 0- 0      | AWAY           | 0- 1       | 0- 0        | 3- 0          |      |      |       |           |
| 0- 0              | 0- 0     | 0- 0      | NEUTRAL        | 0- 0       | 0- 0        | 0- 0          |      |      |       |           |
| 0- 0              | 0- 0     | 0- 0      | CONFERENCE     | 0- 0       | 0- 0        | 0- 0          |      |      |       |           |
| 0- 0              | 0- 0     | 0- 0      | HOME           | 0- 0       | 0- 0        | 0- 0          |      |      |       |           |
| 0- 0              | 0- 0     | 0- 0      | AWAY           | 0- 0       | 0- 0        | 0- 0          |      |      |       |           |
| 0- 0              | 0- 0     | 0- 0      | NEUTRAL        | 0- 0       | 0- 0        | 0- 0          |      |      |       |           |

| RPI 1-25                  |   |               |       | RPI 26-50 |   |               |       | RPI 51-100 |   |               |       | RPI 101+ Team's RPI: 198 |   |               |       |
|---------------------------|---|---------------|-------|-----------|---|---------------|-------|------------|---|---------------|-------|--------------------------|---|---------------|-------|
| RPI                       | S | Opponent      | Score | RPI       | S | Opponent      | Score | RPI        | S | Opponent      | Score | RPI                      | S | Opponent      | Score |
| 8                         | A | Kentucky      | 47 74 |           |   |               |       | 74         | A | West Virginia | 53 94 | 207                      | H | Georgia St.   | 50 68 |
|                           |   |               |       |           |   |               |       |            |   |               |       | 217                      | A | North Florida | 84 65 |
|                           |   |               |       |           |   |               |       |            |   |               |       | 234                      | H | Miami (OH)    | 77 43 |
|                           |   |               |       |           |   |               |       |            |   |               |       | 257                      | H | Eastern Mich. | 78 73 |
|                           |   |               |       |           |   |               |       |            |   |               |       | 263                      | H | Canisius      | 77 68 |
|                           |   |               |       |           |   |               |       |            |   |               |       | 285                      | H | Lipscomb      | 73 53 |
|                           |   |               |       |           |   |               |       |            |   |               |       | 313                      | H | Chicago St.   | 63 55 |
|                           |   |               |       |           |   |               |       |            |   |               |       | 328                      | A | Kennesaw St.  | 71 50 |
|                           |   |               |       |           |   |               |       |            |   |               |       | 347                      | A | Florida A&M   | 53 48 |
| LAST 12 Division I GAMES: |   |               |       |           |   |               |       |            |   |               |       |                          |   |               |       |
| 285                       | H | Lipscomb      | 73 53 | 263       | H | Canisius      | 77 68 |            |   |               |       |                          |   |               |       |
| 74                        | A | West Virginia | 53 94 | 328       | A | Kennesaw St.  | 71 50 |            |   |               |       |                          |   |               |       |
| 313                       | H | Chicago St.   | 63 55 | 217       | A | North Florida | 84 65 |            |   |               |       |                          |   |               |       |
| 8                         | A | Kentucky      | 47 74 | 347       | A | Florida A&M   | 53 48 |            |   |               |       |                          |   |               |       |
| 234                       | H | Miami (OH)    | 77 43 | 207       | H | Georgia St.   | 50 68 |            |   |               |       |                          |   |               |       |
| 257                       | H | Eastern Mich. | 78 73 |           |   |               |       |            |   |               |       |                          |   |               |       |

Non-Div I Games: Ky. Christian 100 52 Alice Lloyd 92 42

Morehead St.

|                       |          |           |           |                |             |               |             |          |       |           |
|-----------------------|----------|-----------|-----------|----------------|-------------|---------------|-------------|----------|-------|-----------|
| Average RPI Win: 304  |          | WON-LOST  | WINNING   | LAST 10        | STRENGTH OF | OPP. STRENGTH | TEAM        | ADJ.     | CONF. | ADJ CONF. |
| Average RPI Loss: 249 |          | RECORD    | PCT. RANK | GAMES          | SCHEDULE    | OF SCHEDULE   | RPI         | RPI      | RPI   | RPI       |
| DIV. I ONLY           |          | 1- 9      | 322       | 1- 8           | 336         | 327           | 346         | 346      | 31    | 31        |
| DIV. I NON-CONF.      |          | 1- 9      | 322       | 1- 9           | 336         | 327           | 346         | 346      | 31    | 31        |
| TOTALS                | RPI 1-25 | RPI 26-50 |           | W-L RECORDS    |             | RPI 51-100    | RPI 101-150 | RPI 150+ |       |           |
| 1- 9                  | 0- 0     | 0- 0      |           | OVERALL        |             | 0- 1          | 0- 0        | 1- 8     |       |           |
| 0- 1                  | 0- 0     | 0- 0      |           | HOME           |             | 0- 0          | 0- 0        | 0- 1     |       |           |
| 1- 5                  | 0- 0     | 0- 0      |           | AWAY           |             | 0- 1          | 0- 0        | 1- 4     |       |           |
| 0- 3                  | 0- 0     | 0- 0      |           | NEUTRAL        |             | 0- 0          | 0- 0        | 0- 3     |       |           |
| 1- 9                  | 0- 0     | 0- 0      |           | NON-CONFERENCE |             | 0- 1          | 0- 0        | 1- 8     |       |           |
| 0- 1                  | 0- 0     | 0- 0      |           | HOME           |             | 0- 0          | 0- 0        | 0- 1     |       |           |
| 1- 5                  | 0- 0     | 0- 0      |           | AWAY           |             | 0- 1          | 0- 0        | 1- 4     |       |           |
| 0- 3                  | 0- 0     | 0- 0      |           | NEUTRAL        |             | 0- 0          | 0- 0        | 0- 3     |       |           |
| 0- 0                  | 0- 0     | 0- 0      |           | CONFERENCE     |             | 0- 0          | 0- 0        | 0- 0     |       |           |
| 0- 0                  | 0- 0     | 0- 0      |           | HOME           |             | 0- 0          | 0- 0        | 0- 0     |       |           |
| 0- 0                  | 0- 0     | 0- 0      |           | AWAY           |             | 0- 0          | 0- 0        | 0- 0     |       |           |
| 0- 0                  | 0- 0     | 0- 0      |           | NEUTRAL        |             | 0- 0          | 0- 0        | 0- 0     |       |           |

| RPI 1-25                  |   |                |       | RPI 26-50 |     |          |                 | RPI 51-100 |    |          |       | RPI 101+ |     |          |                 | Team's RPI: 346 |    |
|---------------------------|---|----------------|-------|-----------|-----|----------|-----------------|------------|----|----------|-------|----------|-----|----------|-----------------|-----------------|----|
| RPI                       | S | Opponent       | Score | RPI       | S   | Opponent | Score           | RPI        | S  | Opponent | Score | RPI      | S   | Opponent | Score           |                 |    |
|                           |   |                |       |           |     |          |                 | 100        | A  | Dayton   | 42    | 61       | 156 | A        | Saint Louis     | 43              | 71 |
|                           |   |                |       |           |     |          |                 |            |    |          |       |          | 196 | A        | Marshall        | 43              | 62 |
|                           |   |                |       |           |     |          |                 |            |    |          |       |          | 230 | H        | Robert Morris   | 44              | 58 |
|                           |   |                |       |           |     |          |                 |            |    |          |       |          | 284 | A        | UMKC            | 56              | 64 |
|                           |   |                |       |           |     |          |                 |            |    |          |       |          | 297 | N        | Campbell        | 51              | 62 |
|                           |   |                |       |           |     |          |                 |            |    |          |       |          | 304 | A        | UMBC            | 69              | 61 |
|                           |   |                |       |           |     |          |                 |            |    |          |       |          | 318 | A        | Mt. St. Mary's  | 50              | 65 |
|                           |   |                |       |           |     |          |                 |            |    |          |       |          | 321 | N        | Ark.-Pine Bluff | 44              | 53 |
|                           |   |                |       |           |     |          |                 |            |    |          |       |          | 338 | N        | Eastern Ky.     | 58              | 66 |
| LAST 12 Division I GAMES: |   |                |       |           |     |          |                 |            |    |          |       |          |     |          |                 |                 |    |
| 196                       | A | Marshall       | 43    | 62        | 321 | N        | Ark.-Pine Bluff | 44         | 53 |          |       |          |     |          |                 |                 |    |
| 284                       | A | UMKC           | 56    | 64        | 297 | N        | Campbell        | 51         | 62 |          |       |          |     |          |                 |                 |    |
| 338                       | N | Eastern Ky.    | 58    | 66        | 230 | H        | Robert Morris   | 44         | 58 |          |       |          |     |          |                 |                 |    |
| 156                       | A | Saint Louis    | 43    | 71        | 304 | A        | UMBC            | 69         | 61 |          |       |          |     |          |                 |                 |    |
| 318                       | A | Mt. St. Mary's | 50    | 65        | 100 | A        | Dayton          | 42         | 61 |          |       |          |     |          |                 |                 |    |

Non-Div I Games: Washington Adventis79 28

Morgan St.

■ Loss, ■ Non-Conf, S Site, H Home A Away N Neutral

|                   |          |           |                |            |             |               |      |      |       |           |
|-------------------|----------|-----------|----------------|------------|-------------|---------------|------|------|-------|-----------|
| Average RPI Win:  | 307      | WON-LOST  | WINNING        | LAST 10    | STRENGTH OF | OPP. STRENGTH | TEAM | ADJ. | CONF. | ADJ CONF. |
| Average RPI Loss: | 174      | RECORD    | PCT. RANK      | GAMES      | SCHEDULE    | OF SCHEDULE   | RPI  | RPI  | RPI   | RPI       |
| DIV. I ONLY       | 2- 9     | 293       | 2- 8           | 197        | 314         | 318           | 318  | 32   | 32    |           |
| DIV. I NON-CONF.  | 2- 9     | 292       | 2- 9           | 198        | 314         | 318           | 318  | 32   | 32    |           |
| TOTALS            | RPI 1-25 | RPI 26-50 | W-L RECORDS    | RPI 51-100 | RPI 101-150 | RPI 150+      |      |      |       |           |
| 2- 9              | 0- 1     | 0- 0      | OVERALL        | 0- 2       | 0- 1        | 2- 5          |      |      |       |           |
| 2- 3              | 0- 0     | 0- 0      | HOME           | 0- 1       | 0- 0        | 2- 2          |      |      |       |           |
| 0- 6              | 0- 1     | 0- 0      | AWAY           | 0- 1       | 0- 1        | 0- 3          |      |      |       |           |
| 0- 0              | 0- 0     | 0- 0      | NEUTRAL        | 0- 0       | 0- 0        | 0- 0          |      |      |       |           |
| 2- 9              | 0- 1     | 0- 0      | NON-CONFERENCE | 0- 2       | 0- 1        | 2- 5          |      |      |       |           |
| 2- 3              | 0- 0     | 0- 0      | HOME           | 0- 1       | 0- 0        | 2- 2          |      |      |       |           |
| 0- 6              | 0- 1     | 0- 0      | AWAY           | 0- 1       | 0- 1        | 0- 3          |      |      |       |           |
| 0- 0              | 0- 0     | 0- 0      | NEUTRAL        | 0- 0       | 0- 0        | 0- 0          |      |      |       |           |
| 0- 0              | 0- 0     | 0- 0      | CONFERENCE     | 0- 0       | 0- 0        | 0- 0          |      |      |       |           |
| 0- 0              | 0- 0     | 0- 0      | HOME           | 0- 0       | 0- 0        | 0- 0          |      |      |       |           |
| 0- 0              | 0- 0     | 0- 0      | AWAY           | 0- 0       | 0- 0        | 0- 0          |      |      |       |           |
| 0- 0              | 0- 0     | 0- 0      | NEUTRAL        | 0- 0       | 0- 0        | 0- 0          |      |      |       |           |

| RPI 1-25                  |   |               |        | RPI 26-50 |   |                |       | RPI 51-100 |   |                 |       | RPI 101+ Team's RPI: 318 |   |                 |       |
|---------------------------|---|---------------|--------|-----------|---|----------------|-------|------------|---|-----------------|-------|--------------------------|---|-----------------|-------|
| RPI                       | S | Opponent      | Score  | RPI       | S | Opponent       | Score | RPI        | S | Opponent        | Score | RPI                      | S | Opponent        | Score |
| 22                        | A | Maryland      | 42 106 |           |   |                |       | 74         | A | West Virginia   | 45 77 | 135                      | A | William & Mary  | 46 68 |
|                           |   |               |        |           |   |                |       | 90         | H | UMES            | 52 63 | 172                      | A | Pittsburgh      | 54 89 |
|                           |   |               |        |           |   |                |       |            |   |                 |       | 250                      | A | Loyola Maryland | 53 58 |
|                           |   |               |        |           |   |                |       |            |   |                 |       | 266                      | H | Fairfield       | 57 70 |
|                           |   |               |        |           |   |                |       |            |   |                 |       | 268                      | H | Coppin St.      | 54 48 |
|                           |   |               |        |           |   |                |       |            |   |                 |       | 271                      | A | Howard          | 62 95 |
|                           |   |               |        |           |   |                |       |            |   |                 |       | 287                      | H | Lehigh          | 57 74 |
|                           |   |               |        |           |   |                |       |            |   |                 |       | 346                      | H | Morgan St.      | 65 50 |
| LAST 12 Division I GAMES: |   |               |        |           |   |                |       |            |   |                 |       |                          |   |                 |       |
| 74                        | A | West Virginia | 45 77  | 135       | A | William & Mary | 46 68 | 271        | A | Howard          | 62 95 |                          |   |                 |       |
| 266                       | H | Fairfield     | 57 70  | 90        | H | UMES           | 52 63 | 250        | A | Loyola Maryland | 53 58 |                          |   |                 |       |
| 22                        | A | Maryland      | 42 106 | 268       | H | Coppin St.     | 54 48 | 287        | H | Lehigh          | 57 74 |                          |   |                 |       |
| 346                       | H | Morgan St.    | 65 50  |           |   |                |       |            |   |                 |       |                          |   |                 |       |
| 172                       | A | Pittsburgh    | 54 89  |           |   |                |       |            |   |                 |       |                          |   |                 |       |

Non-Div I Games:

Mt. St. Mary's

|                   |          |           |                |            |             |               |      |      |       |           |
|-------------------|----------|-----------|----------------|------------|-------------|---------------|------|------|-------|-----------|
| Average RPI Win:  | 289      | WON-LOST  | WINNING        | LAST 10    | STRENGTH OF | OPP. STRENGTH | TEAM | ADJ. | CONF. | ADJ CONF. |
| Average RPI Loss: | 187      | RECORD    | PCT. RANK      | GAMES      | SCHEDULE    | OF SCHEDULE   | RPI  | RPI  | RPI   | RPI       |
| DIV. I ONLY       | 6- 5     | 147       | 5- 4           | 345        | 222         | 283           | 283  | 26   | 26    |           |
| DIV. I NON-CONF.  | 6- 5     | 148       | 6- 5           | 345        | 221         | 281           | 281  | 26   | 26    |           |
| TOTALS            | RPI 1-25 | RPI 26-50 | W-L RECORDS    | RPI 51-100 | RPI 101-150 | RPI 150+      |      |      |       |           |
| 6- 5              | 0- 0     | 0- 0      | OVERALL        | 0- 1       | 0- 0        | 6- 4          |      |      |       |           |
| 3- 1              | 0- 0     | 0- 0      | HOME           | 0- 0       | 0- 0        | 3- 1          |      |      |       |           |
| 2- 3              | 0- 0     | 0- 0      | AWAY           | 0- 1       | 0- 0        | 2- 2          |      |      |       |           |
| 1- 1              | 0- 0     | 0- 0      | NEUTRAL        | 0- 0       | 0- 0        | 1- 1          |      |      |       |           |
| 6- 5              | 0- 0     | 0- 0      | NON-CONFERENCE | 0- 1       | 0- 0        | 6- 4          |      |      |       |           |
| 3- 1              | 0- 0     | 0- 0      | HOME           | 0- 0       | 0- 0        | 3- 1          |      |      |       |           |
| 2- 3              | 0- 0     | 0- 0      | AWAY           | 0- 1       | 0- 0        | 2- 2          |      |      |       |           |
| 1- 1              | 0- 0     | 0- 0      | NEUTRAL        | 0- 0       | 0- 0        | 1- 1          |      |      |       |           |
| 0- 0              | 0- 0     | 0- 0      | CONFERENCE     | 0- 0       | 0- 0        | 0- 0          |      |      |       |           |
| 0- 0              | 0- 0     | 0- 0      | HOME           | 0- 0       | 0- 0        | 0- 0          |      |      |       |           |
| 0- 0              | 0- 0     | 0- 0      | AWAY           | 0- 0       | 0- 0        | 0- 0          |      |      |       |           |
| 0- 0              | 0- 0     | 0- 0      | NEUTRAL        | 0- 0       | 0- 0        | 0- 0          |      |      |       |           |

| RPI 1-25                  |   |          | RPI 26-50 |     |   | RPI 51-100              |       |     | RPI 101+ |                         |       | Team's RPI: 283 |
|---------------------------|---|----------|-----------|-----|---|-------------------------|-------|-----|----------|-------------------------|-------|-----------------|
| RPI                       | S | Opponent | Score     | RPI | S | Opponent                | Score | RPI | S        | Opponent                | Score |                 |
|                           |   |          |           |     |   | 60 A Ohio               | 70 79 |     |          | 153 A Southern Ill.     | 63 70 |                 |
|                           |   |          |           |     |   |                         |       |     |          | 200 A Mississippi Val.  | 80 62 |                 |
|                           |   |          |           |     |   |                         |       |     |          | 202 N Abilene Christian | 57 81 |                 |
|                           |   |          |           |     |   |                         |       |     |          | 252 A ETSU              | 60 79 |                 |
|                           |   |          |           |     |   |                         |       |     |          | 267 H Evansville        | 77 82 |                 |
|                           |   |          |           |     |   |                         |       |     |          | 272 A Northern Ky.      | 72 69 |                 |
|                           |   |          |           |     |   |                         |       |     |          | 285 H Lipscomb          | 79 59 |                 |
|                           |   |          |           |     |   |                         |       |     |          | 315 H Alabama A&M       | 81 49 |                 |
|                           |   |          |           |     |   |                         |       |     |          | 319 H UNCG              | 81 70 |                 |
|                           |   |          |           |     |   |                         |       |     |          | 345 N Incarnate Word    | 72 68 |                 |
| LAST 12 Division I GAMES: |   |          |           |     |   |                         |       |     |          |                         |       |                 |
|                           |   |          |           |     |   | 200 A Mississippi Val.  | 80 62 |     |          | 345 N Incarnate Word    | 72 68 |                 |
|                           |   |          |           |     |   | 202 N Abilene Christian | 57 81 |     |          | 272 A Northern Ky.      | 72 69 |                 |
|                           |   |          |           |     |   | 319 H UNCG              | 81 70 |     |          | 267 H Evansville        | 77 82 |                 |
|                           |   |          |           |     |   | 153 A Southern Ill.     | 63 70 |     |          | 252 A ETSU              | 60 79 |                 |
|                           |   |          |           |     |   | 315 H Alabama A&M       | 81 49 |     |          | 60 A Ohio               | 70 79 |                 |
|                           |   |          |           |     |   |                         |       |     |          | 285 H Lipscomb          | 79 59 |                 |

Non-Div I Games: Eureka 101 59 MacMurray 93 37

Murray St.

Loss, Non-Conf, S Site, H Home A Away N Neutral

|                   |          |           |                |            |             |               |      |      |       |           |
|-------------------|----------|-----------|----------------|------------|-------------|---------------|------|------|-------|-----------|
| Average RPI Win:  | 215      | WON-LOST  | WINNING        | LAST 10    | STRENGTH OF | OPP. STRENGTH | TEAM | ADJ. | CONF. | ADJ CONF. |
| Average RPI Loss: | 151      | RECORD    | PCT. RANK      | GAMES      | SCHEDULE    | OF SCHEDULE   | RPI  | RPI  | RPI   | RPI       |
| DIV. I ONLY       | 1- 9     | 322       | 1- 8           | 141        | 228         | 306           | 306  | 31   | 31    |           |
| DIV. I NON-CONF.  | 1- 9     | 322       | 1- 9           | 142        | 227         | 306           | 306  | 31   | 31    |           |
| TOTALS            | RPI 1-25 | RPI 26-50 | W-L RECORDS    | RPI 51-100 | RPI 101-150 | RPI 150+      |      |      |       |           |
| 1- 9              | 0- 0     | 0- 2      | OVERALL        | 0- 2       | 0- 0        | 1- 5          |      |      |       |           |
| 1- 2              | 0- 0     | 0- 2      | HOME           | 0- 0       | 0- 0        | 1- 0          |      |      |       |           |
| 0- 3              | 0- 0     | 0- 0      | AWAY           | 0- 0       | 0- 0        | 0- 3          |      |      |       |           |
| 0- 4              | 0- 0     | 0- 0      | NEUTRAL        | 0- 2       | 0- 0        | 0- 2          |      |      |       |           |
| 1- 9              | 0- 0     | 0- 2      | NON-CONFERENCE | 0- 2       | 0- 0        | 1- 5          |      |      |       |           |
| 1- 2              | 0- 0     | 0- 2      | HOME           | 0- 0       | 0- 0        | 1- 0          |      |      |       |           |
| 0- 3              | 0- 0     | 0- 0      | AWAY           | 0- 0       | 0- 0        | 0- 3          |      |      |       |           |
| 0- 4              | 0- 0     | 0- 0      | NEUTRAL        | 0- 2       | 0- 0        | 0- 2          |      |      |       |           |
| 0- 0              | 0- 0     | 0- 0      | CONFERENCE     | 0- 0       | 0- 0        | 0- 0          |      |      |       |           |
| 0- 0              | 0- 0     | 0- 0      | HOME           | 0- 0       | 0- 0        | 0- 0          |      |      |       |           |
| 0- 0              | 0- 0     | 0- 0      | AWAY           | 0- 0       | 0- 0        | 0- 0          |      |      |       |           |
| 0- 0              | 0- 0     | 0- 0      | NEUTRAL        | 0- 0       | 0- 0        | 0- 0          |      |      |       |           |

| RPI 1-25                  |   |          |       | RPI 26-50 |   |              |       | RPI 51-100 |   |                 |       | RPI 101+ |   |                 |       | Team's RPI: 306 |  |
|---------------------------|---|----------|-------|-----------|---|--------------|-------|------------|---|-----------------|-------|----------|---|-----------------|-------|-----------------|--|
| RPI                       | S | Opponent | Score | RPI       | S | Opponent     | Score | RPI        | S | Opponent        | Score | RPI      | S | Opponent        | Score |                 |  |
|                           |   |          |       | 30        | H | UCLA         | 42 83 | 58         | N | Florida         | 38 67 | 184      | A | FGCU            | 41 67 |                 |  |
|                           |   |          |       | 40        | H | Auburn       | 36 68 | 74         | N | West Virginia   | 64 80 | 197      | A | Appalachian St. | 58 71 |                 |  |
|                           |   |          |       |           |   |              |       |            |   |                 |       | 215      | H | UT Martin       | 74 59 |                 |  |
|                           |   |          |       |           |   |              |       |            |   |                 |       | 242      | N | Ball St.        | 57 76 |                 |  |
|                           |   |          |       |           |   |              |       |            |   |                 |       | 244      | A | Ga. Southern    | 50 65 |                 |  |
|                           |   |          |       |           |   |              |       |            |   |                 |       | 288      | N | Marist          | 64 69 |                 |  |
| LAST 12 Division I GAMES: |   |          |       |           |   |              |       |            |   |                 |       |          |   |                 |       |                 |  |
|                           |   |          |       | 30        | H | UCLA         | 42 83 | 197        | A | Appalachian St. | 58 71 |          |   |                 |       |                 |  |
|                           |   |          |       | 184       | A | FGCU         | 41 67 | 288        | N | Marist          | 64 69 |          |   |                 |       |                 |  |
|                           |   |          |       | 58        | N | Florida      | 38 67 | 242        | N | Ball St.        | 57 76 |          |   |                 |       |                 |  |
|                           |   |          |       | 244       | A | Ga. Southern | 50 65 | 74         | N | West Virginia   | 64 80 |          |   |                 |       |                 |  |
|                           |   |          |       |           |   |              |       | 40         | H | Auburn          | 36 68 |          |   |                 |       |                 |  |
|                           |   |          |       |           |   |              |       | 215        | H | UT Martin       | 74 59 |          |   |                 |       |                 |  |

Non-Div I Games: Slippery Rock 70 59

N.C. A&amp;T

■ Loss, 
 ■ Non-Conf, 
 S Site, 
 ■ Home 
 ■ Away 
 N Neutral

N.C. Central

Through Games Of Dec. 23, 2016

|                   |          |           |                |            |             |               |      |      |       |           |
|-------------------|----------|-----------|----------------|------------|-------------|---------------|------|------|-------|-----------|
| Average RPI Win:  | 0        | WON-LOST  | WINNING        | LAST 10    | STRENGTH OF | OPP. STRENGTH | TEAM | ADJ. | CONF. | ADJ CONF. |
| Average RPI Loss: | 203      | RECORD    | PCT. RANK      | GAMES      | SCHEDULE    | OF SCHEDULE   | RPI  | RPI  | RPI   | RPI       |
| DIV. I ONLY       | 0- 8     | 335       | 0- 8           | 228        | 321         | 342           | 342  | 31   | 31    |           |
| DIV. I NON-CONF.  | 0- 8     | 335       | 0- 8           | 229        | 321         | 342           | 342  | 31   | 31    |           |
| TOTALS            | RPI 1-25 | RPI 26-50 | W-L RECORDS    | RPI 51-100 | RPI 101-150 | RPI 150+      |      |      |       |           |
| 0- 8              | 0- 0     | 0- 0      | OVERALL        | 0- 1       | 0- 2        | 0- 5          |      |      |       |           |
| 0- 3              | 0- 0     | 0- 0      | HOME           | 0- 0       | 0- 1        | 0- 2          |      |      |       |           |
| 0- 5              | 0- 0     | 0- 0      | AWAY           | 0- 1       | 0- 1        | 0- 3          |      |      |       |           |
| 0- 0              | 0- 0     | 0- 0      | NEUTRAL        | 0- 0       | 0- 0        | 0- 0          |      |      |       |           |
| 0- 8              | 0- 0     | 0- 0      | NON-CONFERENCE | 0- 1       | 0- 2        | 0- 5          |      |      |       |           |
| 0- 3              | 0- 0     | 0- 0      | HOME           | 0- 0       | 0- 1        | 0- 2          |      |      |       |           |
| 0- 5              | 0- 0     | 0- 0      | AWAY           | 0- 1       | 0- 1        | 0- 3          |      |      |       |           |
| 0- 0              | 0- 0     | 0- 0      | NEUTRAL        | 0- 0       | 0- 0        | 0- 0          |      |      |       |           |
| 0- 0              | 0- 0     | 0- 0      | CONFERENCE     | 0- 0       | 0- 0        | 0- 0          |      |      |       |           |
| 0- 0              | 0- 0     | 0- 0      | HOME           | 0- 0       | 0- 0        | 0- 0          |      |      |       |           |
| 0- 0              | 0- 0     | 0- 0      | AWAY           | 0- 0       | 0- 0        | 0- 0          |      |      |       |           |
| 0- 0              | 0- 0     | 0- 0      | NEUTRAL        | 0- 0       | 0- 0        | 0- 0          |      |      |       |           |

| RPI 1-25                  |   |          |       | RPI 26-50 |   |                    |       | RPI 51-100 |   |                    |       | RPI 101+ Team's RPI: 342 |   |               |       |
|---------------------------|---|----------|-------|-----------|---|--------------------|-------|------------|---|--------------------|-------|--------------------------|---|---------------|-------|
| RPI                       | S | Opponent | Score | RPI       | S | Opponent           | Score | RPI        | S | Opponent           | Score | RPI                      | S | Opponent      | Score |
|                           |   |          |       |           |   |                    |       | 78         | A | North Carolina St. | 33 83 | 146                      | A | Purdue        | 27 61 |
|                           |   |          |       |           |   |                    |       |            |   |                    |       | 150                      | H | Wofford       | 54 64 |
|                           |   |          |       |           |   |                    |       |            |   |                    |       | 166                      | A | Old Dominion  | 52 83 |
|                           |   |          |       |           |   |                    |       |            |   |                    |       | 211                      | H | Presbyterian  | 63 72 |
|                           |   |          |       |           |   |                    |       |            |   |                    |       | 260                      | A | Coastal Caro. | 50 66 |
|                           |   |          |       |           |   |                    |       |            |   |                    |       | 297                      | A | Campbell      | 30 61 |
|                           |   |          |       |           |   |                    |       |            |   |                    |       | 319                      | H | UNCG          | 51 64 |
| LAST 12 Division I GAMES: |   |          |       |           |   |                    |       |            |   |                    |       |                          |   |               |       |
|                           |   |          |       | 211       | H | Presbyterian       | 63 72 |            |   |                    |       | 166                      | A | Old Dominion  | 52 83 |
|                           |   |          |       | 319       | H | UNCG               | 51 64 |            |   |                    |       | 297                      | A | Campbell      | 30 61 |
|                           |   |          |       | 78        | A | North Carolina St. | 33 83 |            |   |                    |       | 260                      | A | Coastal Caro. | 50 66 |
|                           |   |          |       | 146       | A | Purdue             | 27 61 |            |   |                    |       |                          |   |               |       |
|                           |   |          |       | 150       | H | Wofford            | 54 64 |            |   |                    |       |                          |   |               |       |

Non-Div I Games: Johnson & Wales (NC75 38 Pfeiffer 47 50

N.C. Central

Loss, Non-Conf, S Site, H Home A Away N Neutral



|                   |          |           |                |            |             |               |      |      |       |           |
|-------------------|----------|-----------|----------------|------------|-------------|---------------|------|------|-------|-----------|
| Average RPI Win:  | 302      | WON-LOST  | WINNING        | LAST 10    | STRENGTH OF | OPP. STRENGTH | TEAM | ADJ. | CONF. | ADJ CONF. |
| Average RPI Loss: | 206      | RECORD    | PCT. RANK      | GAMES      | SCHEDULE    | OF SCHEDULE   | RPI  | RPI  | RPI   | RPI       |
| DIV. I ONLY       | 4- 7     | 221       | 3- 7           | 347        | 229         | 334           | 334  | 27   | 27    |           |
| DIV. I NON-CONF.  | 4- 7     | 221       | 4- 7           | 347        | 228         | 334           | 334  | 27   | 27    |           |
| TOTALS            | RPI 1-25 | RPI 26-50 | W-L RECORDS    | RPI 51-100 | RPI 101-150 | RPI 150+      |      |      |       |           |
| 4- 7              | 0- 0     | 0- 1      | OVERALL        | 0- 1       | 0- 0        | 4- 5          |      |      |       |           |
| 2- 2              | 0- 0     | 0- 0      | HOME           | 0- 0       | 0- 0        | 2- 2          |      |      |       |           |
| 1- 5              | 0- 0     | 0- 1      | AWAY           | 0- 1       | 0- 0        | 1- 3          |      |      |       |           |
| 1- 0              | 0- 0     | 0- 0      | NEUTRAL        | 0- 0       | 0- 0        | 1- 0          |      |      |       |           |
| 4- 7              | 0- 0     | 0- 1      | NON-CONFERENCE | 0- 1       | 0- 0        | 4- 5          |      |      |       |           |
| 2- 2              | 0- 0     | 0- 0      | HOME           | 0- 0       | 0- 0        | 2- 2          |      |      |       |           |
| 1- 5              | 0- 0     | 0- 1      | AWAY           | 0- 1       | 0- 0        | 1- 3          |      |      |       |           |
| 1- 0              | 0- 0     | 0- 0      | NEUTRAL        | 0- 0       | 0- 0        | 1- 0          |      |      |       |           |
| 0- 0              | 0- 0     | 0- 0      | CONFERENCE     | 0- 0       | 0- 0        | 0- 0          |      |      |       |           |
| 0- 0              | 0- 0     | 0- 0      | HOME           | 0- 0       | 0- 0        | 0- 0          |      |      |       |           |
| 0- 0              | 0- 0     | 0- 0      | AWAY           | 0- 0       | 0- 0        | 0- 0          |      |      |       |           |
| 0- 0              | 0- 0     | 0- 0      | NEUTRAL        | 0- 0       | 0- 0        | 0- 0          |      |      |       |           |

| RPI 1-25                  |   |          |       | RPI 26-50 |   |                     |       | RPI 51-100 |   |                |       | RPI 101+ |   |                     |       | Team's RPI: 334 |  |
|---------------------------|---|----------|-------|-----------|---|---------------------|-------|------------|---|----------------|-------|----------|---|---------------------|-------|-----------------|--|
| RPI                       | S | Opponent | Score | RPI       | S | Opponent            | Score | RPI        | S | Opponent       | Score | RPI      | S | Opponent            | Score |                 |  |
|                           |   |          |       | 48        | A | Harvard             | 38 59 | 64         | A | Bucknell       | 36 67 | 191      | H | Binghamton          | 44 68 |                 |  |
|                           |   |          |       |           |   |                     |       |            |   |                |       | 199      | A | Saint Joseph's      | 36 75 |                 |  |
|                           |   |          |       |           |   |                     |       |            |   |                |       | 271      | H | Howard              | 70 55 |                 |  |
|                           |   |          |       |           |   |                     |       |            |   |                |       | 279      | A | Delaware St.        | 57 43 |                 |  |
|                           |   |          |       |           |   |                     |       |            |   |                |       | 287      | A | Lehigh              | 52 84 |                 |  |
|                           |   |          |       |           |   |                     |       |            |   |                |       | 302      | A | Vermont             | 42 64 |                 |  |
|                           |   |          |       |           |   |                     |       |            |   |                |       | 322      | N | LIU Brooklyn        | 50 48 |                 |  |
|                           |   |          |       |           |   |                     |       |            |   |                |       | 336      | H | Wagner              | 68 45 |                 |  |
|                           |   |          |       |           |   |                     |       |            |   |                |       | 348      | H | Fairleigh Dickinson | 61 66 |                 |  |
| LAST 12 Division I GAMES: |   |          |       |           |   |                     |       |            |   |                |       |          |   |                     |       |                 |  |
|                           |   |          |       | 191       | H | Binghamton          | 44 68 | 271        | H | Howard         | 70 55 |          |   |                     |       |                 |  |
|                           |   |          |       | 48        | A | Harvard             | 38 59 | 199        | A | Saint Joseph's | 36 75 |          |   |                     |       |                 |  |
|                           |   |          |       | 287       | A | Lehigh              | 52 84 | 279        | A | Delaware St.   | 57 43 |          |   |                     |       |                 |  |
|                           |   |          |       | 322       | N | LIU Brooklyn        | 50 48 | 64         | A | Bucknell       | 36 67 |          |   |                     |       |                 |  |
|                           |   |          |       | 302       | A | Vermont             | 42 64 | 336        | H | Wagner         | 68 45 |          |   |                     |       |                 |  |
|                           |   |          |       | 348       | H | Fairleigh Dickinson | 61 66 |            |   |                |       |          |   |                     |       |                 |  |

Non-Div I Games: St. Joseph's (Brkln87 53

NJIT

|                   |          |           |                |            |             |               |      |      |       |           |
|-------------------|----------|-----------|----------------|------------|-------------|---------------|------|------|-------|-----------|
| Average RPI Win:  | 221      | WON-LOST  | WINNING        | LAST 10    | STRENGTH OF | OPP. STRENGTH | TEAM | ADJ. | CONF. | ADJ CONF. |
| Average RPI Loss: | 71       | RECORD    | PCT. RANK      | GAMES      | SCHEDULE    | OF SCHEDULE   | RPI  | RPI  | RPI   | RPI       |
| DIV. I ONLY       | 6- 4     | 126       | 6- 3           | 120        | 173         | 95            | 95   | 24   | 24    |           |
| DIV. I NON-CONF.  | 6- 4     | 124       | 6- 4           | 121        | 174         | 96            | 96   | 24   | 24    |           |
| TOTALS            | RPI 1-25 | RPI 26-50 | W-L RECORDS    | RPI 51-100 | RPI 101-150 | RPI 150+      |      |      |       |           |
| 6- 4              | 0- 1     | 0- 0      | OVERALL        | 0- 2       | 1- 1        | 5- 0          |      |      |       |           |
| 4- 0              | 0- 0     | 0- 0      | HOME           | 0- 0       | 1- 0        | 3- 0          |      |      |       |           |
| 2- 3              | 0- 1     | 0- 0      | AWAY           | 0- 1       | 0- 1        | 2- 0          |      |      |       |           |
| 0- 1              | 0- 0     | 0- 0      | NEUTRAL        | 0- 1       | 0- 0        | 0- 0          |      |      |       |           |
| 6- 4              | 0- 1     | 0- 0      | NON-CONFERENCE | 0- 2       | 1- 1        | 5- 0          |      |      |       |           |
| 4- 0              | 0- 0     | 0- 0      | HOME           | 0- 0       | 1- 0        | 3- 0          |      |      |       |           |
| 2- 3              | 0- 1     | 0- 0      | AWAY           | 0- 1       | 0- 1        | 2- 0          |      |      |       |           |
| 0- 1              | 0- 0     | 0- 0      | NEUTRAL        | 0- 1       | 0- 0        | 0- 0          |      |      |       |           |
| 0- 0              | 0- 0     | 0- 0      | CONFERENCE     | 0- 0       | 0- 0        | 0- 0          |      |      |       |           |
| 0- 0              | 0- 0     | 0- 0      | HOME           | 0- 0       | 0- 0        | 0- 0          |      |      |       |           |
| 0- 0              | 0- 0     | 0- 0      | AWAY           | 0- 0       | 0- 0        | 0- 0          |      |      |       |           |
| 0- 0              | 0- 0     | 0- 0      | NEUTRAL        | 0- 0       | 0- 0        | 0- 0          |      |      |       |           |

| RPI 1-25                  |   |           |       | RPI 26-50   |    |          |       | RPI 51-100 |   |             |       | Team's RPI: 95 | RPI 101+ |    |               |       |
|---------------------------|---|-----------|-------|-------------|----|----------|-------|------------|---|-------------|-------|----------------|----------|----|---------------|-------|
| RPI                       | S | Opponent  | Score | RPI         | S  | Opponent | Score | RPI        | S | Opponent    | Score |                | RPI      | S  | Opponent      | Score |
| 17                        | A | Tennessee | 55 85 |             |    |          |       | 63         | A | Wake Forest | 65 75 |                | 106      | H  | Hofstra       | 78 69 |
|                           |   |           |       |             |    |          |       | 91         | N | Arkansas    | 67 70 |                | 113      | A  | George Mason  | 64 68 |
|                           |   |           |       |             |    |          |       |            |   |             |       |                | 157      | H  | Cleveland St. | 88 63 |
|                           |   |           |       |             |    |          |       |            |   |             |       |                | 180      | H  | Iona          | 73 68 |
|                           |   |           |       |             |    |          |       |            |   |             |       |                | 255      | A  | Nevada        | 79 62 |
|                           |   |           |       |             |    |          |       |            |   |             |       |                | 293      | A  | Air Force     | 64 46 |
|                           |   |           |       |             |    |          |       |            |   |             |       |                | 337      | H  | Liberty       | 67 66 |
| LAST 12 Division I GAMES: |   |           |       |             |    |          |       |            |   |             |       |                |          |    |               |       |
|                           |   | 91        | N     | Arkansas    | 67 | 70       |       |            |   | 113         | A     | George Mason   | 64       | 68 |               |       |
|                           |   | 255       | A     | Nevada      | 79 | 62       |       |            |   | 337         | H     | Liberty        | 67       | 66 |               |       |
|                           |   | 180       | H     | Iona        | 73 | 68       |       |            |   | 157         | H     | Cleveland St.  | 88       | 63 |               |       |
|                           |   | 106       | H     | Hofstra     | 78 | 69       |       |            |   | 293         | A     | Air Force      | 64       | 46 |               |       |
|                           |   | 17        | A     | Tennessee   | 55 | 85       |       |            |   |             |       |                |          |    |               |       |
|                           |   | 63        | A     | Wake Forest | 65 | 75       |       |            |   |             |       |                |          |    |               |       |

Non-Div I Games: Goucher 93 40

Navy

|                   |          |           |                |            |             |               |      |      |       |           |
|-------------------|----------|-----------|----------------|------------|-------------|---------------|------|------|-------|-----------|
| Average RPI Win:  | 187      | WON-LOST  | WINNING        | LAST 10    | STRENGTH OF | OPP. STRENGTH | TEAM | ADJ. | CONF. | ADJ CONF. |
| Average RPI Loss: | 46       | RECORD    | PCT. RANK      | GAMES      | SCHEDULE    | OF SCHEDULE   | RPI  | RPI  | RPI   | RPI       |
| DIV. I ONLY       | 4- 8     | 233       | 3- 7           | 12         | 71          | 136           | 136  | 5    | 5     |           |
| DIV. I NON-CONF.  | 4- 8     | 231       | 4- 8           | 12         | 71          | 137           | 137  | 5    | 5     |           |
| TOTALS            | RPI 1-25 | RPI 26-50 | W-L RECORDS    | RPI 51-100 | RPI 101-150 | RPI 150+      |      |      |       |           |
| 4- 8              | 0- 3     | 0- 1      | OVERALL        | 0- 4       | 1- 0        | 3- 0          |      |      |       |           |
| 4- 4              | 0- 2     | 0- 1      | HOME           | 0- 1       | 1- 0        | 3- 0          |      |      |       |           |
| 0- 2              | 0- 1     | 0- 0      | AWAY           | 0- 1       | 0- 0        | 0- 0          |      |      |       |           |
| 0- 2              | 0- 0     | 0- 0      | NEUTRAL        | 0- 2       | 0- 0        | 0- 0          |      |      |       |           |
| 4- 8              | 0- 3     | 0- 1      | NON-CONFERENCE | 0- 4       | 1- 0        | 3- 0          |      |      |       |           |
| 4- 4              | 0- 2     | 0- 1      | HOME           | 0- 1       | 1- 0        | 3- 0          |      |      |       |           |
| 0- 2              | 0- 1     | 0- 0      | AWAY           | 0- 1       | 0- 0        | 0- 0          |      |      |       |           |
| 0- 2              | 0- 0     | 0- 0      | NEUTRAL        | 0- 2       | 0- 0        | 0- 0          |      |      |       |           |
| 0- 0              | 0- 0     | 0- 0      | CONFERENCE     | 0- 0       | 0- 0        | 0- 0          |      |      |       |           |
| 0- 0              | 0- 0     | 0- 0      | HOME           | 0- 0       | 0- 0        | 0- 0          |      |      |       |           |
| 0- 0              | 0- 0     | 0- 0      | AWAY           | 0- 0       | 0- 0        | 0- 0          |      |      |       |           |
| 0- 0              | 0- 0     | 0- 0      | NEUTRAL        | 0- 0       | 0- 0        | 0- 0          |      |      |       |           |

| RPI                       | S | Opponent            | Score | RPI | S | Opponent           | Score | RPI | S | Opponent       | Score | RPI | S | Opponent     | Score | Team's RPI: 136 |
|---------------------------|---|---------------------|-------|-----|---|--------------------|-------|-----|---|----------------|-------|-----|---|--------------|-------|-----------------|
| 1                         | H | UConn               | 41 84 | 33  | H | Drake              | 70 84 | 55  | H | Missouri       | 35 55 | 126 | H | Colorado St. | 62 59 |                 |
| 11                        | A | Virginia Tech       | 67 76 |     |   |                    |       | 76  | N | Washington St. | 65 79 | 168 | H | Omaha        | 66 58 |                 |
| 23                        | H | California          | 65 86 |     |   |                    |       | 83  | A | Creighton      | 64 80 | 226 | H | UTRGV        | 71 53 |                 |
|                           |   |                     |       |     |   |                    |       | 85  | N | Virginia       | 51 73 | 229 | H | San Jose St. | 83 61 |                 |
| LAST 12 Division I GAMES: |   |                     |       |     |   |                    |       |     |   |                |       |     |   |              |       |                 |
|                           |   | 85 N Virginia       | 51 73 |     |   | 1 H UConn          | 41 84 |     |   |                |       |     |   |              |       |                 |
|                           |   | 76 N Washington St. | 65 79 |     |   | 83 A Creighton     | 64 80 |     |   |                |       |     |   |              |       |                 |
|                           |   | 168 H Omaha         | 66 58 |     |   | 229 H San Jose St. | 83 61 |     |   |                |       |     |   |              |       |                 |
|                           |   | 126 H Colorado St.  | 62 59 |     |   | 33 H Drake         | 70 84 |     |   |                |       |     |   |              |       |                 |
|                           |   | 55 H Missouri       | 35 55 |     |   | 23 H California    | 65 86 |     |   |                |       |     |   |              |       |                 |
|                           |   | 226 H UTRGV         | 71 53 |     |   | 11 A Virginia Tech | 67 76 |     |   |                |       |     |   |              |       |                 |

Non-Div I Games:

Nebraska

|                   |          |           |                |            |             |               |      |      |       |           |
|-------------------|----------|-----------|----------------|------------|-------------|---------------|------|------|-------|-----------|
| Average RPI Win:  | 249      | WON-LOST  | WINNING        | LAST 10    | STRENGTH OF | OPP. STRENGTH | TEAM | ADJ. | CONF. | ADJ CONF. |
| Average RPI Loss: | 139      | RECORD    | PCT. RANK      | GAMES      | SCHEDULE    | OF SCHEDULE   | RPI  | RPI  | RPI   | RPI       |
| DIV. I ONLY       | 5- 5     | 160       | 5- 4           | 297        | 82          | 255           | 255  | 14   | 14    |           |
| DIV. I NON-CONF.  | 5- 5     | 161       | 5- 5           | 296        | 83          | 255           | 255  | 14   | 14    |           |
| TOTALS            | RPI 1-25 | RPI 26-50 | W-L RECORDS    | RPI 51-100 | RPI 101-150 | RPI 150+      |      |      |       |           |
| 5- 5              | 0- 1     | 0- 0      | OVERALL        | 0- 2       | 0- 0        | 5- 2          |      |      |       |           |
| 3- 4              | 0- 1     | 0- 0      | HOME           | 0- 2       | 0- 0        | 3- 1          |      |      |       |           |
| 2- 1              | 0- 0     | 0- 0      | AWAY           | 0- 0       | 0- 0        | 2- 1          |      |      |       |           |
| 0- 0              | 0- 0     | 0- 0      | NEUTRAL        | 0- 0       | 0- 0        | 0- 0          |      |      |       |           |
| 5- 5              | 0- 1     | 0- 0      | NON-CONFERENCE | 0- 2       | 0- 0        | 5- 2          |      |      |       |           |
| 3- 4              | 0- 1     | 0- 0      | HOME           | 0- 2       | 0- 0        | 3- 1          |      |      |       |           |
| 2- 1              | 0- 0     | 0- 0      | AWAY           | 0- 0       | 0- 0        | 2- 1          |      |      |       |           |
| 0- 0              | 0- 0     | 0- 0      | NEUTRAL        | 0- 0       | 0- 0        | 0- 0          |      |      |       |           |
| 0- 0              | 0- 0     | 0- 0      | CONFERENCE     | 0- 0       | 0- 0        | 0- 0          |      |      |       |           |
| 0- 0              | 0- 0     | 0- 0      | HOME           | 0- 0       | 0- 0        | 0- 0          |      |      |       |           |
| 0- 0              | 0- 0     | 0- 0      | AWAY           | 0- 0       | 0- 0        | 0- 0          |      |      |       |           |
| 0- 0              | 0- 0     | 0- 0      | NEUTRAL        | 0- 0       | 0- 0        | 0- 0          |      |      |       |           |

| RPI 1-25                  |   |                |       | RPI 26-50 |   |           |       | RPI 51-100 |   |                |       | RPI 101+ Team's RPI: 255 |   |                |       |
|---------------------------|---|----------------|-------|-----------|---|-----------|-------|------------|---|----------------|-------|--------------------------|---|----------------|-------|
| RPI                       | S | Opponent       | Score | RPI       | S | Opponent  | Score | RPI        | S | Opponent       | Score | RPI                      | S | Opponent       | Score |
| 14                        | H | Utah           | 50 80 |           |   |           |       | 89         | H | Long Beach St. | 93 97 | 186                      | H | Portland       | 72 59 |
|                           |   |                |       |           |   |           |       | 95         | H | Navy           | 62 79 | 189                      | A | San Diego      | 54 70 |
|                           |   |                |       |           |   |           |       |            |   |                |       | 219                      | H | Memphis        | 75 67 |
|                           |   |                |       |           |   |           |       |            |   |                |       | 249                      | H | Hawaii         | 67 59 |
|                           |   |                |       |           |   |           |       |            |   |                |       | 256                      | A | Sacramento St. | 99 95 |
|                           |   |                |       |           |   |           |       |            |   |                |       | 310                      | H | UC Irvine      | 59 72 |
|                           |   |                |       |           |   |           |       |            |   |                |       | 335                      | A | Pepperdine     | 69 60 |
| LAST 12 Division I GAMES: |   |                |       |           |   |           |       |            |   |                |       |                          |   |                |       |
| 335                       | A | Pepperdine     | 69 60 | 249       | H | Hawaii    | 67 59 |            |   |                |       |                          |   |                |       |
| 256                       | A | Sacramento St. | 99 95 | 189       | A | San Diego | 54 70 |            |   |                |       |                          |   |                |       |
| 186                       | H | Portland       | 72 59 | 14        | H | Utah      | 50 80 |            |   |                |       |                          |   |                |       |
| 89                        | H | Long Beach St. | 93 97 | 310       | H | UC Irvine | 59 72 |            |   |                |       |                          |   |                |       |
|                           |   |                |       | 219       | H | Memphis   | 75 67 |            |   |                |       |                          |   |                |       |
|                           |   |                |       | 95        | H | Navy      | 62 79 |            |   |                |       |                          |   |                |       |

Non-Div I Games: Holy Names 70 42

Nevada

| Average RPI Win:  | 271      | WON-LOST  | WINNING        | LAST 10    | STRENGTH OF | OPP. STRENGTH | TEAM | ADJ. | CONF. | ADJ CONF. |
|-------------------|----------|-----------|----------------|------------|-------------|---------------|------|------|-------|-----------|
| Average RPI Loss: | 99       | RECORD    | PCT. RANK      | GAMES      | SCHEDULE    | OF SCHEDULE   | RPI  | RPI  | RPI   | RPI       |
| DIV. I ONLY       | 7- 3     | 89        | 7- 2           | 317        | 141         | 173           | 173  | 23   | 23    |           |
| DIV. I NON-CONF.  | 7- 3     | 87        | 7- 3           | 317        | 142         | 173           | 173  | 23   | 23    |           |
| TOTALS            | RPI 1-25 | RPI 26-50 | W-L RECORDS    | RPI 51-100 | RPI 101-150 | RPI 150+      |      |      |       |           |
| 7- 3              | 0- 1     | 0- 0      | OVERALL        | 0- 0       | 0- 1        | 7- 1          |      |      |       |           |
| 4- 1              | 0- 0     | 0- 0      | HOME           | 0- 0       | 0- 0        | 4- 1          |      |      |       |           |
| 3- 2              | 0- 1     | 0- 0      | AWAY           | 0- 0       | 0- 1        | 3- 0          |      |      |       |           |
| 0- 0              | 0- 0     | 0- 0      | NEUTRAL        | 0- 0       | 0- 0        | 0- 0          |      |      |       |           |
| 7- 3              | 0- 1     | 0- 0      | NON-CONFERENCE | 0- 0       | 0- 1        | 7- 1          |      |      |       |           |
| 4- 1              | 0- 0     | 0- 0      | HOME           | 0- 0       | 0- 0        | 4- 1          |      |      |       |           |
| 3- 2              | 0- 1     | 0- 0      | AWAY           | 0- 0       | 0- 1        | 3- 0          |      |      |       |           |
| 0- 0              | 0- 0     | 0- 0      | NEUTRAL        | 0- 0       | 0- 0        | 0- 0          |      |      |       |           |
| 0- 0              | 0- 0     | 0- 0      | CONFERENCE     | 0- 0       | 0- 0        | 0- 0          |      |      |       |           |
| 0- 0              | 0- 0     | 0- 0      | HOME           | 0- 0       | 0- 0        | 0- 0          |      |      |       |           |
| 0- 0              | 0- 0     | 0- 0      | AWAY           | 0- 0       | 0- 0        | 0- 0          |      |      |       |           |
| 0- 0              | 0- 0     | 0- 0      | NEUTRAL        | 0- 0       | 0- 0        | 0- 0          |      |      |       |           |

| RPI S                     | Opponent            | Score | RPI S | Opponent       | Score | RPI S | Opponent    | Score | RPI S | Opponent            | Score | Team's RPI: 173 |
|---------------------------|---------------------|-------|-------|----------------|-------|-------|-------------|-------|-------|---------------------|-------|-----------------|
| 8                         | A Kentucky          | 43 92 |       |                |       |       |             |       | 130   | A Cornell           | 56 61 |                 |
|                           |                     |       |       |                |       |       |             |       | 160   | H Yale              | 58 64 |                 |
|                           |                     |       |       |                |       |       |             |       | 190   | H Sacred Heart      | 71 43 |                 |
|                           |                     |       |       |                |       |       |             |       | 221   | H Bryant            | 62 60 |                 |
|                           |                     |       |       |                |       |       |             |       | 227   | A Northeastern      | 66 63 |                 |
|                           |                     |       |       |                |       |       |             |       | 273   | A Siena             | 77 67 |                 |
|                           |                     |       |       |                |       |       |             |       | 323   | H Central Conn. St. | 56 52 |                 |
|                           |                     |       |       |                |       |       |             |       | 324   | A Boston U.         | 59 51 |                 |
|                           |                     |       |       |                |       |       |             |       | 336   | H Wagner            | 73 40 |                 |
| LAST 12 Division I GAMES: |                     |       |       |                |       |       |             |       |       |                     |       |                 |
| 323                       | H Central Conn. St. | 56 52 | 160   | H Yale         | 58 64 | 273   | A Siena     | 77 67 |       |                     |       |                 |
| 190                       | H Sacred Heart      | 71 43 | 227   | A Northeastern | 66 63 | 324   | A Boston U. | 59 51 |       |                     |       |                 |
| 8                         | A Kentucky          | 43 92 | 336   | H Wagner       | 73 40 | 221   | H Bryant    | 62 60 |       |                     |       |                 |
| 130                       | A Cornell           | 56 61 |       |                |       |       |             |       |       |                     |       |                 |

Non-Div I Games: New England Col. 58 38

New Hampshire

|                   |          |           |                |            |             |               |      |      |       |           |
|-------------------|----------|-----------|----------------|------------|-------------|---------------|------|------|-------|-----------|
| Average RPI Win:  | 241      | WON-LOST  | WINNING        | LAST 10    | STRENGTH OF | OPP. STRENGTH | TEAM | ADJ. | CONF. | ADJ CONF. |
| Average RPI Loss: | 120      | RECORD    | PCT. RANK      | GAMES      | SCHEDULE    | OF SCHEDULE   | RPI  | RPI  | RPI   | RPI       |
| DIV. I ONLY       | 4- 6     | 207       | 4- 6           | 221        | 129         | 262           | 262  | 14   | 14    |           |
| DIV. I NON-CONF.  | 4- 6     | 208       | 4- 6           | 222        | 129         | 261           | 261  | 14   | 14    |           |
| TOTALS            | RPI 1-25 | RPI 26-50 | W-L RECORDS    | RPI 51-100 | RPI 101-150 | RPI 150+      |      |      |       |           |
| 4- 6              | 0- 1     | 0- 2      | OVERALL        | 1- 0       | 0- 0        | 3- 3          |      |      |       |           |
| 4- 3              | 0- 1     | 0- 0      | HOME           | 1- 0       | 0- 0        | 3- 2          |      |      |       |           |
| 0- 3              | 0- 0     | 0- 2      | AWAY           | 0- 0       | 0- 0        | 0- 1          |      |      |       |           |
| 0- 0              | 0- 0     | 0- 0      | NEUTRAL        | 0- 0       | 0- 0        | 0- 0          |      |      |       |           |
| 4- 6              | 0- 1     | 0- 2      | NON-CONFERENCE | 1- 0       | 0- 0        | 3- 3          |      |      |       |           |
| 4- 3              | 0- 1     | 0- 0      | HOME           | 1- 0       | 0- 0        | 3- 2          |      |      |       |           |
| 0- 3              | 0- 0     | 0- 2      | AWAY           | 0- 0       | 0- 0        | 0- 1          |      |      |       |           |
| 0- 0              | 0- 0     | 0- 0      | NEUTRAL        | 0- 0       | 0- 0        | 0- 0          |      |      |       |           |
| 0- 0              | 0- 0     | 0- 0      | CONFERENCE     | 0- 0       | 0- 0        | 0- 0          |      |      |       |           |
| 0- 0              | 0- 0     | 0- 0      | HOME           | 0- 0       | 0- 0        | 0- 0          |      |      |       |           |
| 0- 0              | 0- 0     | 0- 0      | AWAY           | 0- 0       | 0- 0        | 0- 0          |      |      |       |           |
| 0- 0              | 0- 0     | 0- 0      | NEUTRAL        | 0- 0       | 0- 0        | 0- 0          |      |      |       |           |

| RPI 1-25                  |   |           |       | RPI 26-50 |   |                     |       | RPI 51-100 |   |          |       | RPI 101+ Team's RPI: 262 |   |                     |       |
|---------------------------|---|-----------|-------|-----------|---|---------------------|-------|------------|---|----------|-------|--------------------------|---|---------------------|-------|
| RPI                       | S | Opponent  | Score | RPI       | S | Opponent            | Score | RPI        | S | Opponent | Score | RPI                      | S | Opponent            | Score |
| 15                        | H | Minnesota | 65 69 | 34        | A | Texas Tech          | 58 69 | 67         | H | SMU      | 64 49 | 185                      | H | Tulsa               | 64 67 |
|                           |   |           |       | 42        | A | Marquette           | 52 62 |            |   |          |       | 199                      | H | Saint Joseph's      | 67 79 |
|                           |   |           |       |           |   |                     |       |            |   |          |       | 247                      | A | New Mexico St.      | 70 77 |
|                           |   |           |       |           |   |                     |       |            |   |          |       | 247                      | H | New Mexico St.      | 84 55 |
|                           |   |           |       |           |   |                     |       |            |   |          |       | 303                      | H | UTEP                | 79 66 |
|                           |   |           |       |           |   |                     |       |            |   |          |       | 348                      | H | Fairleigh Dickinson | 83 56 |
| LAST 12 Division I GAMES: |   |           |       |           |   |                     |       |            |   |          |       |                          |   |                     |       |
| 42                        | A | Marquette | 52 62 | 247       | A | New Mexico St.      | 70 77 |            |   |          |       |                          |   |                     |       |
| 303                       | H | UTEP      | 79 66 | 199       | H | Saint Joseph's      | 67 79 |            |   |          |       |                          |   |                     |       |
| 15                        | H | Minnesota | 65 69 | 185       | H | Tulsa               | 64 67 |            |   |          |       |                          |   |                     |       |
| 67                        | H | SMU       | 64 49 | 34        | A | Texas Tech          | 58 69 |            |   |          |       |                          |   |                     |       |
|                           |   |           |       | 247       | H | New Mexico St.      | 84 55 |            |   |          |       |                          |   |                     |       |
|                           |   |           |       | 348       | H | Fairleigh Dickinson | 83 56 |            |   |          |       |                          |   |                     |       |

Non-Div I Games:

New Mexico

■ Loss, 
■ Non-Conf, S Site, 
■ Home 
■ Away 
N Neutral

|                   |          |           |                |            |             |               |      |      |       |           |
|-------------------|----------|-----------|----------------|------------|-------------|---------------|------|------|-------|-----------|
| Average RPI Win:  | 281      | WON-LOST  | WINNING        | LAST 10    | STRENGTH OF | OPP. STRENGTH | TEAM | ADJ. | CONF. | ADJ CONF. |
| Average RPI Loss: | 141      | RECORD    | PCT. RANK      | GAMES      | SCHEDULE    | OF SCHEDULE   | RPI  | RPI  | RPI   | RPI       |
| DIV. I ONLY       | 6- 6     | 160       | 4- 5           | 314        | 137         | 247           | 247  | 30   | 30    |           |
| DIV. I NON-CONF.  | 6- 6     | 161       | 5- 6           | 314        | 138         | 248           | 248  | 30   | 30    |           |
| TOTALS            | RPI 1-25 | RPI 26-50 | W-L RECORDS    | RPI 51-100 | RPI 101-150 | RPI 150+      |      |      |       |           |
| 6- 6              | 0- 0     | 0- 0      | OVERALL        | 0- 3       | 0- 1        | 6- 2          |      |      |       |           |
| 3- 1              | 0- 0     | 0- 0      | HOME           | 0- 0       | 0- 1        | 3- 0          |      |      |       |           |
| 2- 2              | 0- 0     | 0- 0      | AWAY           | 0- 0       | 0- 0        | 2- 2          |      |      |       |           |
| 1- 3              | 0- 0     | 0- 0      | NEUTRAL        | 0- 3       | 0- 0        | 1- 0          |      |      |       |           |
| 6- 6              | 0- 0     | 0- 0      | NON-CONFERENCE | 0- 3       | 0- 1        | 6- 2          |      |      |       |           |
| 3- 1              | 0- 0     | 0- 0      | HOME           | 0- 0       | 0- 1        | 3- 0          |      |      |       |           |
| 2- 2              | 0- 0     | 0- 0      | AWAY           | 0- 0       | 0- 0        | 2- 2          |      |      |       |           |
| 1- 3              | 0- 0     | 0- 0      | NEUTRAL        | 0- 3       | 0- 0        | 1- 0          |      |      |       |           |
| 0- 0              | 0- 0     | 0- 0      | CONFERENCE     | 0- 0       | 0- 0        | 0- 0          |      |      |       |           |
| 0- 0              | 0- 0     | 0- 0      | HOME           | 0- 0       | 0- 0        | 0- 0          |      |      |       |           |
| 0- 0              | 0- 0     | 0- 0      | AWAY           | 0- 0       | 0- 0        | 0- 0          |      |      |       |           |
| 0- 0              | 0- 0     | 0- 0      | NEUTRAL        | 0- 0       | 0- 0        | 0- 0          |      |      |       |           |

| RPI 1-25                  |   |          | RPI 26-50 |     |   | RPI 51-100           |       |                      | RPI 101+ |          |       | Team's RPI: 247 |
|---------------------------|---|----------|-----------|-----|---|----------------------|-------|----------------------|----------|----------|-------|-----------------|
| RPI                       | S | Opponent | Score     | RPI | S | Opponent             | Score | RPI                  | S        | Opponent | Score |                 |
|                           |   |          |           |     |   | 57 N UNLV            | 47 52 | 122 H Arizona        |          | 63 74    |       |                 |
|                           |   |          |           |     |   | 69 N Quinnipiac      | 46 49 | 229 H San Jose St.   |          | 66 55    |       |                 |
|                           |   |          |           |     |   | 87 N Santa Clara     | 46 60 | 249 A Hawaii         |          | 53 56    |       |                 |
|                           |   |          |           |     |   |                      |       | 256 N Sacramento St. |          | 99 73    |       |                 |
|                           |   |          |           |     |   |                      |       | 262 A New Mexico     |          | 55 84    |       |                 |
|                           |   |          |           |     |   |                      |       | 262 H New Mexico     |          | 77 70    |       |                 |
|                           |   |          |           |     |   |                      |       | 300 A Northern Ariz. |          | 79 68    |       |                 |
|                           |   |          |           |     |   |                      |       | 303 A UTEP           |          | 67 59    |       |                 |
|                           |   |          |           |     |   |                      |       | 335 H Pepperdine     |          | 75 66    |       |                 |
| LAST 12 Division I GAMES: |   |          |           |     |   |                      |       |                      |          |          |       |                 |
|                           |   |          |           |     |   | 87 N Santa Clara     | 46 60 | 262 H New Mexico     |          | 77 70    |       |                 |
|                           |   |          |           |     |   | 57 N UNLV            | 47 52 | 335 H Pepperdine     |          | 75 66    |       |                 |
|                           |   |          |           |     |   | 69 N Quinnipiac      | 46 49 | 249 A Hawaii         |          | 53 56    |       |                 |
|                           |   |          |           |     |   | 303 A UTEP           | 67 59 | 256 N Sacramento St. |          | 99 73    |       |                 |
|                           |   |          |           |     |   | 300 A Northern Ariz. | 79 68 | 262 A New Mexico     |          | 55 84    |       |                 |
|                           |   |          |           |     |   | 122 H Arizona        | 63 74 | 229 H San Jose St.   |          | 66 55    |       |                 |

Non-Div I Games: N.M. Highlands 94 37

New Mexico St.

■ Loss, 
 ■ Non-Conf, 
 ■ S Site, 
 ■ H Home 
 ■ A Away 
 N Neutral

|                   |          |           |                |            |             |               |      |      |       |           |
|-------------------|----------|-----------|----------------|------------|-------------|---------------|------|------|-------|-----------|
| Average RPI Win:  | 240      | WON-LOST  | WINNING        | LAST 10    | STRENGTH OF | OPP. STRENGTH | TEAM | ADJ. | CONF. | ADJ CONF. |
| Average RPI Loss: | 123      | RECORD    | PCT. RANK      | GAMES      | SCHEDULE    | OF SCHEDULE   | RPI  | RPI  | RPI   | RPI       |
| DIV. I ONLY       | 2- 5     | 257       | 2- 5           | 38         | 318         | 158           | 158  | 28   | 28    |           |
| DIV. I NON-CONF.  | 2- 5     | 257       | 2- 5           | 38         | 318         | 158           | 158  | 28   | 28    |           |
| TOTALS            | RPI 1-25 | RPI 26-50 | W-L RECORDS    | RPI 51-100 | RPI 101-150 | RPI 150+      |      |      |       |           |
| 2- 5              | 0- 0     | 0- 0      | OVERALL        | 0- 2       | 0- 2        | 2- 1          |      |      |       |           |
| 1- 1              | 0- 0     | 0- 0      | HOME           | 0- 0       | 0- 0        | 1- 1          |      |      |       |           |
| 1- 4              | 0- 0     | 0- 0      | AWAY           | 0- 2       | 0- 2        | 1- 0          |      |      |       |           |
| 0- 0              | 0- 0     | 0- 0      | NEUTRAL        | 0- 0       | 0- 0        | 0- 0          |      |      |       |           |
| 2- 5              | 0- 0     | 0- 0      | NON-CONFERENCE | 0- 2       | 0- 2        | 2- 1          |      |      |       |           |
| 1- 1              | 0- 0     | 0- 0      | HOME           | 0- 0       | 0- 0        | 1- 1          |      |      |       |           |
| 1- 4              | 0- 0     | 0- 0      | AWAY           | 0- 2       | 0- 2        | 1- 0          |      |      |       |           |
| 0- 0              | 0- 0     | 0- 0      | NEUTRAL        | 0- 0       | 0- 0        | 0- 0          |      |      |       |           |
| 0- 0              | 0- 0     | 0- 0      | CONFERENCE     | 0- 0       | 0- 0        | 0- 0          |      |      |       |           |
| 0- 0              | 0- 0     | 0- 0      | HOME           | 0- 0       | 0- 0        | 0- 0          |      |      |       |           |
| 0- 0              | 0- 0     | 0- 0      | AWAY           | 0- 0       | 0- 0        | 0- 0          |      |      |       |           |
| 0- 0              | 0- 0     | 0- 0      | NEUTRAL        | 0- 0       | 0- 0        | 0- 0          |      |      |       |           |

| RPI 1-25                  |   |          |       | RPI 26-50 |   |                  |       | RPI 51-100 |     |          |         | RPI 101+ |     |          |                  | Team's RPI: 158 |    |
|---------------------------|---|----------|-------|-----------|---|------------------|-------|------------|-----|----------|---------|----------|-----|----------|------------------|-----------------|----|
| RPI                       | S | Opponent | Score | RPI       | S | Opponent         | Score | RPI        | S   | Opponent | Score   | RPI      | S   | Opponent | Score            |                 |    |
|                           |   |          |       |           |   |                  |       | 80         | A   | Texas    | 48      | 80       | 118 | A        | Alabama          | 57              | 78 |
|                           |   |          |       |           |   |                  |       | 93         | A   | Iowa St. | 63      | 100      | 139 | A        | Southern Miss.   | 53              | 78 |
|                           |   |          |       |           |   |                  |       |            |     |          |         |          | 183 | H        | South Ala.       | 62              | 65 |
|                           |   |          |       |           |   |                  |       |            |     |          |         |          | 236 | H        | Texas Southern   | 63              | 57 |
|                           |   |          |       |           |   |                  |       |            |     |          |         |          | 243 | A        | Jacksonville St. | 81              | 79 |
| LAST 12 Division I GAMES: |   |          |       |           |   |                  |       |            |     |          |         |          |     |          |                  |                 |    |
|                           |   |          |       | 80        | A | Texas            | 48    | 80         | 118 | A        | Alabama | 57       | 78  |          |                  |                 |    |
|                           |   |          |       | 93        | A | Iowa St.         | 63    | 100        |     |          |         |          |     |          |                  |                 |    |
|                           |   |          |       | 236       | H | Texas Southern   | 63    | 57         |     |          |         |          |     |          |                  |                 |    |
|                           |   |          |       | 243       | A | Jacksonville St. | 81    | 79         |     |          |         |          |     |          |                  |                 |    |
|                           |   |          |       | 183       | H | South Ala.       | 62    | 65         |     |          |         |          |     |          |                  |                 |    |
|                           |   |          |       | 139       | A | Southern Miss.   | 53    | 78         |     |          |         |          |     |          |                  |                 |    |

Non-Div I Games: Blue Mountain 75 37 Trinity Baptist 100 35

New Orleans

Loss, Non-Conf, S Site, H Home A Away N Neutral



Niagara

Through Games Of Dec. 23, 2016

|                   |          |           |                |            |             |               |      |      |       |           |
|-------------------|----------|-----------|----------------|------------|-------------|---------------|------|------|-------|-----------|
| Average RPI Win:  | 183      | WON-LOST  | WINNING        | LAST 10    | STRENGTH OF | OPP. STRENGTH | TEAM | ADJ. | CONF. | ADJ CONF. |
| Average RPI Loss: | 59       | RECORD    | PCT. RANK      | GAMES      | SCHEDULE    | OF SCHEDULE   | RPI  | RPI  | RPI   | RPI       |
| DIV. I ONLY       | 4- 7     | 221       | 3- 7           | 5          | 202         | 84            | 84   | 18   | 18    |           |
| DIV. I NON-CONF.  | 3- 6     | 231       | 3- 6           | 3          | 150         | 67            | 67   | 17   | 17    |           |
| TOTALS            | RPI 1-25 | RPI 26-50 | W-L RECORDS    | RPI 51-100 | RPI 101-150 | RPI 150+      |      |      |       |           |
| 4- 7              | 0- 3     | 0- 1      | OVERALL        | 0- 1       | 0- 2        | 4- 0          |      |      |       |           |
| 3- 2              | 0- 1     | 0- 0      | HOME           | 0- 0       | 0- 1        | 3- 0          |      |      |       |           |
| 1- 5              | 0- 2     | 0- 1      | AWAY           | 0- 1       | 0- 1        | 1- 0          |      |      |       |           |
| 0- 0              | 0- 0     | 0- 0      | NEUTRAL        | 0- 0       | 0- 0        | 0- 0          |      |      |       |           |
| 3- 6              | 0- 3     | 0- 1      | NON-CONFERENCE | 0- 1       | 0- 1        | 3- 0          |      |      |       |           |
| 2- 1              | 0- 1     | 0- 0      | HOME           | 0- 0       | 0- 0        | 2- 0          |      |      |       |           |
| 1- 5              | 0- 2     | 0- 1      | AWAY           | 0- 1       | 0- 1        | 1- 0          |      |      |       |           |
| 0- 0              | 0- 0     | 0- 0      | NEUTRAL        | 0- 0       | 0- 0        | 0- 0          |      |      |       |           |
| 1- 1              | 0- 0     | 0- 0      | CONFERENCE     | 0- 0       | 0- 1        | 1- 0          |      |      |       |           |
| 1- 1              | 0- 0     | 0- 0      | HOME           | 0- 0       | 0- 1        | 1- 0          |      |      |       |           |
| 0- 0              | 0- 0     | 0- 0      | AWAY           | 0- 0       | 0- 0        | 0- 0          |      |      |       |           |
| 0- 0              | 0- 0     | 0- 0      | NEUTRAL        | 0- 0       | 0- 0        | 0- 0          |      |      |       |           |

| RPI 1-25                  |   |                 |        | RPI 26-50 |   |          |        | RPI 51-100 |   |          |       | Team's RPI: 84 |   |                 |        | RPI 101+ |   |          |       |
|---------------------------|---|-----------------|--------|-----------|---|----------|--------|------------|---|----------|-------|----------------|---|-----------------|--------|----------|---|----------|-------|
| RPI                       | S | Opponent        | Score  | RPI       | S | Opponent | Score  | RPI        | S | Opponent | Score | RPI            | S | Opponent        | Score  | RPI      | S | Opponent | Score |
| 16                        | A | Buffalo         | 63 73  | 38        | A | Drexel   | 57 69  | 97         | A | Fordham  | 69 92 | 102            | A | Syracuse        | 60 109 |          |   |          |       |
| 22                        | H | Maryland        | 64 96  |           |   |          |        |            |   |          |       | 111            | H | Rider           | 58 78  |          |   |          |       |
| 25                        | A | Michigan        | 35 107 |           |   |          |        |            |   |          |       | 154            | H | Hartford        | 75 62  |          |   |          |       |
|                           |   |                 |        |           |   |          |        |            |   |          |       | 157            | A | Cleveland St.   | 67 49  |          |   |          |       |
|                           |   |                 |        |           |   |          |        |            |   |          |       | 194            | H | St. Bonaventure | 65 43  |          |   |          |       |
|                           |   |                 |        |           |   |          |        |            |   |          |       | 225            | H | Monmouth        | 66 45  |          |   |          |       |
| LAST 12 Division I GAMES: |   |                 |        |           |   |          |        |            |   |          |       |                |   |                 |        |          |   |          |       |
| 225                       | H | Monmouth        | 66 45  | 97        | A | Fordham  | 69 92  |            |   |          |       |                |   |                 |        |          |   |          |       |
| 157                       | A | Cleveland St.   | 67 49  | 38        | A | Drexel   | 57 69  |            |   |          |       |                |   |                 |        |          |   |          |       |
| 22                        | H | Maryland        | 64 96  | 102       | A | Syracuse | 60 109 |            |   |          |       |                |   |                 |        |          |   |          |       |
| 16                        | A | Buffalo         | 63 73  | 154       | H | Hartford | 75 62  |            |   |          |       |                |   |                 |        |          |   |          |       |
| 25                        | A | Michigan        | 35 107 | 111       | H | Rider    | 58 78  |            |   |          |       |                |   |                 |        |          |   |          |       |
| 194                       | H | St. Bonaventure | 65 43  |           |   |          |        |            |   |          |       |                |   |                 |        |          |   |          |       |

Non-Div I Games:

Niagara

Loss, Non-Conf, S Site, H Home A Away N Neutral

|                   |             |            |                |            |             |               |            |           |           |           |
|-------------------|-------------|------------|----------------|------------|-------------|---------------|------------|-----------|-----------|-----------|
| Average RPI Win:  | <b>298</b>  | WON-LOST   | WINNING        | LAST 10    | STRENGTH OF | OPP. STRENGTH | TEAM       | ADJ.      | CONF.     | ADJ CONF. |
| Average RPI Loss: | <b>170</b>  | RECORD     | PCT. RANK      | GAMES      | SCHEDULE    | OF SCHEDULE   | RPI        | RPI       | RPI       | RPI       |
| DIV. I ONLY       | <b>3- 8</b> | <b>259</b> | <b>3- 7</b>    | <b>280</b> | <b>313</b>  | <b>304</b>    | <b>304</b> | <b>28</b> | <b>28</b> |           |
| DIV. I NON-CONF.  | <b>3- 8</b> | <b>259</b> | <b>3- 8</b>    | <b>283</b> | <b>313</b>  | <b>304</b>    | <b>304</b> | <b>28</b> | <b>28</b> |           |
| TOTALS            | RPI 1-25    | RPI 26-50  | W-L RECORDS    | RPI 51-100 | RPI 101-150 | RPI 150+      |            |           |           |           |
| 3- 8              | 0- 0        | 0- 0       | OVERALL        | 0- 1       | 0- 2        | 3- 5          |            |           |           |           |
| 2- 1              | 0- 0        | 0- 0       | HOME           | 0- 0       | 0- 1        | 2- 0          |            |           |           |           |
| 1- 6              | 0- 0        | 0- 0       | AWAY           | 0- 0       | 0- 0        | 1- 1          |            |           |           |           |
| 0- 1              | 0- 0        | 0- 0       | NEUTRAL        | 0- 0       | 0- 0        | 0- 1          |            |           |           |           |
| 3- 8              | 0- 0        | 0- 0       | NON-CONFERENCE | 0- 1       | 0- 2        | 3- 5          |            |           |           |           |
| 2- 1              | 0- 0        | 0- 0       | HOME           | 0- 0       | 0- 1        | 2- 0          |            |           |           |           |
| 1- 6              | 0- 0        | 0- 0       | AWAY           | 0- 1       | 0- 1        | 1- 4          |            |           |           |           |
| 0- 1              | 0- 0        | 0- 0       | NEUTRAL        | 0- 0       | 0- 0        | 0- 1          |            |           |           |           |
| 0- 0              | 0- 0        | 0- 0       | CONFERENCE     | 0- 0       | 0- 0        | 0- 0          |            |           |           |           |
| 0- 0              | 0- 0        | 0- 0       | HOME           | 0- 0       | 0- 0        | 0- 0          |            |           |           |           |
| 0- 0              | 0- 0        | 0- 0       | AWAY           | 0- 0       | 0- 0        | 0- 0          |            |           |           |           |
| 0- 0              | 0- 0        | 0- 0       | NEUTRAL        | 0- 0       | 0- 0        | 0- 0          |            |           |           |           |

| RPI 1-25                  |   |              | RPI 26-50                  |     |               | RPI 51-100                  |              |                               | RPI 101+                      |               |              | Team's RPI: 304 |
|---------------------------|---|--------------|----------------------------|-----|---------------|-----------------------------|--------------|-------------------------------|-------------------------------|---------------|--------------|-----------------|
| RPI                       | S | Opponent     | Score                      | RPI | S             | Opponent                    | Score        | RPI                           | S                             | Opponent      | Score        |                 |
|                           |   |              |                            |     |               | 68 <b>A</b> Gonzaga         | 46 <b>78</b> | 105 <b>A</b> Jacksonville     |                               | 71 <b>76</b>  |              |                 |
|                           |   |              |                            |     |               |                             |              | 149 <b>H</b> Troy             |                               | 75 <b>100</b> |              |                 |
|                           |   |              |                            |     |               |                             |              | 152 <b>A</b> Prairie View     |                               | 67 <b>69</b>  |              |                 |
|                           |   |              |                            |     |               |                             |              | 210 <b>A</b> Louisiana Tech   |                               | 52 <b>68</b>  |              |                 |
|                           |   |              |                            |     |               |                             |              | 217 <b>N</b> North Florida    |                               | 74 <b>77</b>  |              |                 |
|                           |   |              |                            |     |               |                             |              | 219 <b>A</b> Memphis          |                               | 62 <b>73</b>  |              |                 |
|                           |   |              |                            |     |               |                             |              | 220 <b>A</b> Grambling        |                               | 71 60         |              |                 |
|                           |   |              |                            |     |               |                             |              | 243 <b>A</b> Jacksonville St. |                               | 52 <b>75</b>  |              |                 |
|                           |   |              |                            |     |               |                             |              | 330 <b>H</b> Jackson St.      |                               | 83 76         |              |                 |
|                           |   |              |                            |     |               |                             |              | 344 <b>H</b> La.-Monroe       |                               | 73 54         |              |                 |
| LAST 12 Division I GAMES: |   |              |                            |     |               |                             |              |                               |                               |               |              |                 |
| 105 <b>A</b> Jacksonville |   | 71 <b>76</b> | 219 <b>A</b> Memphis       |     | 62 <b>73</b>  | 330 <b>H</b> Jackson St.    |              | 83 76                         | 243 <b>A</b> Jacksonville St. |               | 52 <b>75</b> |                 |
| 344 <b>H</b> La.-Monroe   |   | 73 54        | 149 <b>H</b> Troy          |     | 75 <b>100</b> | 210 <b>A</b> Louisiana Tech |              | 52 <b>68</b>                  | 220 <b>A</b> Grambling        |               | 71 60        |                 |
| 152 <b>A</b> Prairie View |   | 67 <b>69</b> | 217 <b>N</b> North Florida |     | 74 <b>77</b>  |                             |              |                               |                               |               |              |                 |
| 68 <b>A</b> Gonzaga       |   | 46 <b>78</b> |                            |     |               |                             |              |                               |                               |               |              |                 |

Non-Div I Games:

Nicholls St.

| Non-Conference    |          |          |           | Through Games Of Dec. 15, 1916 |             |               |             |      |          |           |
|-------------------|----------|----------|-----------|--------------------------------|-------------|---------------|-------------|------|----------|-----------|
| Average RPI Win:  | 281      | WON-LOST | WINNING   | LAST 10                        | STRENGTH OF | OPP. STRENGTH | TEAM        | ADJ. | CONF.    | ADJ CONF. |
| Average RPI Loss: | 182      | RECORD   | PCT. RANK | GAMES                          | SCHEDULE    | OF SCHEDULE   | RPI         | RPI  | RPI      | RPI       |
| DIV. I ONLY       | 3- 6     | 233      | 3- 5      | 288                            | 248         | 248           | 248         | 248  | 31       | 31        |
| DIV. I NON-CONF.  | 3- 6     | 231      | 3- 6      | 291                            | 245         | 249           | 249         | 249  | 31       | 31        |
| -----             |          |          |           |                                |             |               |             |      |          |           |
| TOTALS            | RPI 1-25 |          | RPI 26-50 | W-L RECORDS                    |             | RPI 51-100    | RPI 101-150 |      | RPI 150+ |           |
| 3- 6              | 0- 0     |          | 0- 0      | OVERALL                        |             | 0- 0          | 0- 2        |      | 3- 4     |           |
| 0- 1              | 0- 0     |          | 0- 0      | HOME                           |             | 0- 0          | 0- 1        |      | 0- 0     |           |
| 3- 4              | 0- 0     |          | 0- 0      | AWAY                           |             | 0- 0          | 0- 1        |      | 3- 3     |           |
| 0- 1              | 0- 0     |          | 0- 0      | NEUTRAL                        |             | 0- 0          | 0- 0        |      | 0- 1     |           |
| 3- 6              | 0- 0     |          | 0- 0      | NON-CONFERENCE                 |             | 0- 0          | 0- 2        |      | 3- 4     |           |
| 0- 1              | 0- 0     |          | 0- 0      | HOME                           |             | 0- 0          | 0- 1        |      | 0- 0     |           |
| 3- 4              | 0- 0     |          | 0- 0      | AWAY                           |             | 0- 0          | 0- 1        |      | 3- 3     |           |
| 0- 1              | 0- 0     |          | 0- 0      | NEUTRAL                        |             | 0- 0          | 0- 0        |      | 0- 1     |           |
| 0- 0              | 0- 0     |          | 0- 0      | CONFERENCE                     |             | 0- 0          | 0- 0        |      | 0- 0     |           |
| 0- 0              | 0- 0     |          | 0- 0      | HOME                           |             | 0- 0          | 0- 0        |      | 0- 0     |           |
| 0- 0              | 0- 0     |          | 0- 0      | AWAY                           |             | 0- 0          | 0- 0        |      | 0- 0     |           |
| 0- 0              | 0- 0     |          | 0- 0      | NEUTRAL                        |             | 0- 0          | 0- 0        |      | 0- 0     |           |

| RPI 1-25                  |   |          |       | RPI 26-50 |   |          |       | RPI 51-100 |   |          |       | RPI 101+ |   |                |       | Team's RPI: 248 |  |
|---------------------------|---|----------|-------|-----------|---|----------|-------|------------|---|----------|-------|----------|---|----------------|-------|-----------------|--|
| RPI                       | S | Opponent | Score | RPI       | S | Opponent | Score | RPI        | S | Opponent | Score | RPI      | S | Opponent       | Score |                 |  |
|                           |   |          |       |           |   |          |       |            |   |          |       | 113      | A | George Mason   | 33    | 60              |  |
|                           |   |          |       |           |   |          |       |            |   |          |       | 135      | H | William & Mary | 52    | 65              |  |
|                           |   |          |       |           |   |          |       |            |   |          |       | 154      | N | Hartford       | 51    | 61              |  |
|                           |   |          |       |           |   |          |       |            |   |          |       | 166      | A | Old Dominion   | 54    | 65              |  |
|                           |   |          |       |           |   |          |       |            |   |          |       | 204      | A | UNCW           | 56    | 64              |  |
|                           |   |          |       |           |   |          |       |            |   |          |       | 238      | A | Longwood       | 85    | 56              |  |
|                           |   |          |       |           |   |          |       |            |   |          |       | 287      | A | Lehigh         | 81    | 57              |  |
|                           |   |          |       |           |   |          |       |            |   |          |       | 317      | A | High Point     | 63    | 60              |  |
|                           |   |          |       |           |   |          |       |            |   |          |       | 319      | A | UNCG           | 52    | 59              |  |
| LAST 12 Division I GAMES: |   |          |       |           |   |          |       |            |   |          |       |          |   |                |       |                 |  |
|                           |   |          |       |           |   |          |       |            |   |          |       | 319      | A | UNCG           | 52    | 59              |  |
|                           |   |          |       |           |   |          |       |            |   |          |       | 166      | A | Old Dominion   | 54    | 65              |  |
|                           |   |          |       |           |   |          |       |            |   |          |       | 204      | A | UNCW           | 56    | 64              |  |
|                           |   |          |       |           |   |          |       |            |   |          |       | 135      | H | William & Mary | 52    | 65              |  |
|                           |   |          |       |           |   |          |       |            |   |          |       | 238      | A | Longwood       | 85    | 56              |  |
|                           |   |          |       |           |   |          |       |            |   |          |       | 317      | A | High Point     | 63    | 60              |  |
|                           |   |          |       |           |   |          |       |            |   |          |       | 154      | N | Hartford       | 51    | 61              |  |
|                           |   |          |       |           |   |          |       |            |   |          |       | 287      | A | Lehigh         | 81    | 57              |  |
|                           |   |          |       |           |   |          |       |            |   |          |       | 113      | A | George Mason   | 33    | 60              |  |

|                  |              |    |    |                   |    |    |
|------------------|--------------|----|----|-------------------|----|----|
| Non-Div I Games: | Lincoln (PA) | 62 | 28 | Saint Augustine's | 99 | 59 |
|------------------|--------------|----|----|-------------------|----|----|

Norfolk St.

■ Loss, ■ Non-Conf, S Site, H Home A Away N Neutral

|                   |          |           |                |            |             |               |      |      |       |           |
|-------------------|----------|-----------|----------------|------------|-------------|---------------|------|------|-------|-----------|
| Average RPI Win:  | 156      | WON-LOST  | WINNING        | LAST 10    | STRENGTH OF | OPP. STRENGTH | TEAM | ADJ. | CONF. | ADJ CONF. |
| Average RPI Loss: | 24       | RECORD    | PCT. RANK      | GAMES      | SCHEDULE    | OF SCHEDULE   | RPI  | RPI  | RPI   | RPI       |
| DIV. I ONLY       | 9- 2     | 37        | 1- 0           | 57         | 46          | 26            | 26   | 3    | 3     |           |
| DIV. I NON-CONF.  | 9- 2     | 37        | 1- 0           | 58         | 46          | 26            | 26   | 3    | 3     |           |
| TOTALS            | RPI 1-25 | RPI 26-50 | W-L RECORDS    | RPI 51-100 | RPI 101-150 | RPI 150+      |      |      |       |           |
| 9- 2              | 1- 1     | 1- 1      | OVERALL        | 1- 0       | 1- 0        | 5- 0          |      |      |       |           |
| 6- 0              | 0- 0     | 1- 0      | HOME           | 1- 0       | 0- 0        | 4- 0          |      |      |       |           |
| 1- 0              | 0- 0     | 0- 0      | AWAY           | 0- 0       | 0- 0        | 1- 0          |      |      |       |           |
| 2- 2              | 1- 1     | 0- 1      | NEUTRAL        | 0- 0       | 1- 0        | 0- 0          |      |      |       |           |
| 9- 2              | 1- 1     | 1- 1      | NON-CONFERENCE | 1- 0       | 1- 0        | 5- 0          |      |      |       |           |
| 6- 0              | 0- 0     | 1- 0      | HOME           | 1- 0       | 0- 0        | 4- 0          |      |      |       |           |
| 1- 0              | 0- 0     | 0- 0      | AWAY           | 0- 0       | 0- 0        | 1- 0          |      |      |       |           |
| 2- 2              | 1- 1     | 0- 1      | NEUTRAL        | 0- 0       | 1- 0        | 0- 0          |      |      |       |           |
| 0- 0              | 0- 0     | 0- 0      | CONFERENCE     | 0- 0       | 0- 0        | 0- 0          |      |      |       |           |
| 0- 0              | 0- 0     | 0- 0      | HOME           | 0- 0       | 0- 0        | 0- 0          |      |      |       |           |
| 0- 0              | 0- 0     | 0- 0      | AWAY           | 0- 0       | 0- 0        | 0- 0          |      |      |       |           |
| 0- 0              | 0- 0     | 0- 0      | NEUTRAL        | 0- 0       | 0- 0        | 0- 0          |      |      |       |           |

| RPI 1-25                  |   |              |       | RPI 26-50 |   |            |       | Team's RPI: 26 |   |             |       | RPI 51-100 |   |                |       | RPI 101+ |   |                |       |
|---------------------------|---|--------------|-------|-----------|---|------------|-------|----------------|---|-------------|-------|------------|---|----------------|-------|----------|---|----------------|-------|
| RPI                       | S | Opponent     | Score | RPI       | S | Opponent   | Score | RPI            | S | Opponent    | Score | RPI        | S | Opponent       | Score | RPI      | S | Opponent       | Score |
| 9                         | N | LSU          | 43 70 | 27        | H | Elon       | 78 73 | 64             | H | Bucknell    | 65 50 | 105        | N | Jacksonville   | 87 57 |          |   |                |       |
| 15                        | N | Minnesota    | 91 77 | 39        | N | South Fla. | 55 83 |                |   |             |       | 175        | A | Wisconsin      | 72 59 |          |   |                |       |
|                           |   |              |       |           |   |            |       |                |   |             |       | 196        | H | Marshall       | 75 53 |          |   |                |       |
|                           |   |              |       |           |   |            |       |                |   |             |       | 239        | H | Charleston So. | 93 77 |          |   |                |       |
|                           |   |              |       |           |   |            |       |                |   |             |       | 265        | H | Alabama St.    | 84 54 |          |   |                |       |
|                           |   |              |       |           |   |            |       |                |   |             |       | 315        | H | Alabama A&M    | 80 35 |          |   |                |       |
| LAST 12 Division I GAMES: |   |              |       |           |   |            |       |                |   |             |       |            |   |                |       |          |   |                |       |
| 15                        | N | Minnesota    | 91 77 | 27        | H | Elon       | 78 73 | 175            | A | Wisconsin   | 72 59 | 39         | N | South Fla.     | 55 83 | 239      | H | Charleston So. | 93 77 |
| 105                       | N | Jacksonville | 87 57 |           |   |            |       | 64             | H | Bucknell    | 65 50 |            |   |                |       |          |   |                |       |
| 9                         | N | LSU          | 43 70 |           |   |            |       | 315            | H | Alabama A&M | 80 35 |            |   |                |       |          |   |                |       |
| 196                       | H | Marshall     | 75 53 |           |   |            |       |                |   |             |       |            |   |                |       |          |   |                |       |
| 265                       | H | Alabama St.  | 84 54 |           |   |            |       |                |   |             |       |            |   |                |       |          |   |                |       |

Non-Div I Games:

North Carolina

|                   |          |           |                |            |             |               |      |      |       |           |
|-------------------|----------|-----------|----------------|------------|-------------|---------------|------|------|-------|-----------|
| Average RPI Win:  | 184      | WON-LOST  | WINNING        | LAST 10    | STRENGTH OF | OPP. STRENGTH | TEAM | ADJ. | CONF. | ADJ CONF. |
| Average RPI Loss: | 27       | RECORD    | PCT. RANK      | GAMES      | SCHEDULE    | OF SCHEDULE   | RPI  | RPI  | RPI   | RPI       |
| DIV. I ONLY       | 10- 3    | 57        | 7- 3           | 165        | 78          | 78            | 78   | 3    | 3     |           |
| DIV. I NON-CONF.  | 10- 3    | 57        | 9- 3           | 165        | 78          | 80            | 80   | 3    | 3     |           |
| TOTALS            | RPI 1-25 | RPI 26-50 | W-L RECORDS    | RPI 51-100 | RPI 101-150 | RPI 150+      |      |      |       |           |
| 10- 3             | 0- 2     | 0- 0      | OVERALL        | 3- 1       | 1- 0        | 6- 0          |      |      |       |           |
| 8- 0              | 0- 0     | 0- 0      | HOME           | 3- 0       | 1- 0        | 4- 0          |      |      |       |           |
| 1- 1              | 0- 0     | 0- 0      | AWAY           | 0- 1       | 0- 0        | 1- 0          |      |      |       |           |
| 1- 2              | 0- 2     | 0- 0      | NEUTRAL        | 0- 0       | 0- 0        | 1- 0          |      |      |       |           |
| 10- 3             | 0- 2     | 0- 0      | NON-CONFERENCE | 3- 1       | 1- 0        | 6- 0          |      |      |       |           |
| 8- 0              | 0- 0     | 0- 0      | HOME           | 3- 0       | 1- 0        | 4- 0          |      |      |       |           |
| 1- 1              | 0- 0     | 0- 0      | AWAY           | 0- 1       | 0- 0        | 1- 0          |      |      |       |           |
| 1- 2              | 0- 2     | 0- 0      | NEUTRAL        | 0- 0       | 0- 0        | 1- 0          |      |      |       |           |
| 0- 0              | 0- 0     | 0- 0      | CONFERENCE     | 0- 0       | 0- 0        | 0- 0          |      |      |       |           |
| 0- 0              | 0- 0     | 0- 0      | HOME           | 0- 0       | 0- 0        | 0- 0          |      |      |       |           |
| 0- 0              | 0- 0     | 0- 0      | AWAY           | 0- 0       | 0- 0        | 0- 0          |      |      |       |           |
| 0- 0              | 0- 0     | 0- 0      | NEUTRAL        | 0- 0       | 0- 0        | 0- 0          |      |      |       |           |

| RPI 1-25                  |   |            |       | RPI 26-50 |   |               |       | RPI 51-100 |   |                    |       | Team's RPI: 78 | RPI 101+ |   |                    |       |
|---------------------------|---|------------|-------|-----------|---|---------------|-------|------------|---|--------------------|-------|----------------|----------|---|--------------------|-------|
| RPI                       | S | Opponent   | Score | RPI       | S | Opponent      | Score | RPI        | S | Opponent           | Score |                | RPI      | S | Opponent           | Score |
| 9                         | N | LSU        | 58 59 |           |   |               |       | 53         | A | Tulane             | 58 63 |                | 150      | H | Wofford            | 80 40 |
| 20                        | N | Kansas St. | 50 67 |           |   |               |       | 70         | H | Indiana            | 84 70 |                | 181      | H | Col. of Charleston | 91 47 |
|                           |   |            |       |           |   |               |       | 90         | H | UMES               | 77 58 |                | 183      | A | South Ala.         | 74 31 |
|                           |   |            |       |           |   |               |       | 98         | H | Hampton            | 81 56 |                | 204      | H | UNCW               | 86 54 |
|                           |   |            |       |           |   |               |       |            |   |                    |       |                | 217      | H | North Florida      | 78 52 |
|                           |   |            |       |           |   |               |       |            |   |                    |       |                | 303      | N | UTEP               | 71 55 |
|                           |   |            |       |           |   |               |       |            |   |                    |       |                | 342      | H | N.C. Central       | 83 33 |
| LAST 12 Division I GAMES: |   |            |       |           |   |               |       |            |   |                    |       |                |          |   |                    |       |
|                           |   |            |       | 183       | A | South Ala.    | 74 31 | 70         | H | Indiana            | 84 70 |                |          |   |                    |       |
|                           |   |            |       | 53        | A | Tulane        | 58 63 | 9          | N | LSU                | 58 59 |                |          |   |                    |       |
|                           |   |            |       | 342       | H | N.C. Central  | 83 33 | 303        | N | UTEP               | 71 55 |                |          |   |                    |       |
|                           |   |            |       | 204       | H | UNCW          | 86 54 | 20         | N | Kansas St.         | 50 67 |                |          |   |                    |       |
|                           |   |            |       | 217       | H | North Florida | 78 52 | 90         | H | UMES               | 77 58 |                |          |   |                    |       |
|                           |   |            |       | 98        | H | Hampton       | 81 56 | 181        | H | Col. of Charleston | 91 47 |                |          |   |                    |       |

Non-Div I Games:

North Carolina St.

■ Loss, 
 ■ Non-Conf, S Site, 
 ■ Home 
 ■ Away 
 N Neutral

North Dakota

Through Games Of Dec. 23, 2016

|                   |          |           |                |            |             |               |      |      |       |           |
|-------------------|----------|-----------|----------------|------------|-------------|---------------|------|------|-------|-----------|
| Average RPI Win:  | 232      | WON-LOST  | WINNING        | LAST 10    | STRENGTH OF | OPP. STRENGTH | TEAM | ADJ. | CONF. | ADJ CONF. |
| Average RPI Loss: | 52       | RECORD    | PCT. RANK      | GAMES      | SCHEDULE    | OF SCHEDULE   | RPI  | RPI  | RPI   | RPI       |
| DIV. I ONLY       | 3- 6     | 233       | 3- 5           | 85         | 18          | 148           | 148  | 17   | 17    |           |
| DIV. I NON-CONF.  | 3- 6     | 231       | 3- 6           | 87         | 18          | 149           | 149  | 18   | 18    |           |
| TOTALS            | RPI 1-25 | RPI 26-50 | W-L RECORDS    | RPI 51-100 | RPI 101-150 | RPI 150+      |      |      |       |           |
| 3- 6              | 0- 0     | 0- 5      | OVERALL        | 0- 0       | 0- 1        | 3- 0          |      |      |       |           |
| 1- 3              | 0- 0     | 0- 3      | HOME           | 0- 0       | 0- 0        | 1- 0          |      |      |       |           |
| 2- 3              | 0- 0     | 0- 2      | AWAY           | 0- 0       | 0- 1        | 2- 0          |      |      |       |           |
| 0- 0              | 0- 0     | 0- 0      | NEUTRAL        | 0- 0       | 0- 0        | 0- 0          |      |      |       |           |
| 3- 6              | 0- 0     | 0- 5      | NON-CONFERENCE | 0- 0       | 0- 1        | 3- 0          |      |      |       |           |
| 1- 3              | 0- 0     | 0- 3      | HOME           | 0- 0       | 0- 0        | 1- 0          |      |      |       |           |
| 2- 3              | 0- 0     | 0- 2      | AWAY           | 0- 0       | 0- 1        | 2- 0          |      |      |       |           |
| 0- 0              | 0- 0     | 0- 0      | NEUTRAL        | 0- 0       | 0- 0        | 0- 0          |      |      |       |           |
| 0- 0              | 0- 0     | 0- 0      | CONFERENCE     | 0- 0       | 0- 0        | 0- 0          |      |      |       |           |
| 0- 0              | 0- 0     | 0- 0      | HOME           | 0- 0       | 0- 0        | 0- 0          |      |      |       |           |
| 0- 0              | 0- 0     | 0- 0      | AWAY           | 0- 0       | 0- 0        | 0- 0          |      |      |       |           |
| 0- 0              | 0- 0     | 0- 0      | NEUTRAL        | 0- 0       | 0- 0        | 0- 0          |      |      |       |           |

| RPI 1-25                  |   |          |       | RPI 26-50 |   |                  |       | RPI 51-100 |   |          |       | RPI 101+ Team's RPI: 148 |   |                  |       |
|---------------------------|---|----------|-------|-----------|---|------------------|-------|------------|---|----------|-------|--------------------------|---|------------------|-------|
| RPI                       | S | Opponent | Score | RPI       | S | Opponent         | Score | RPI        | S | Opponent | Score | RPI                      | S | Opponent         | Score |
|                           |   |          |       | 33        | H | Drake            | 91 99 |            |   |          |       | 119                      | A | Kansas           | 71 76 |
|                           |   |          |       | 34        | A | Texas Tech       | 80 90 |            |   |          |       | 177                      | H | San Francisco    | 71 63 |
|                           |   |          |       | 35        | A | UNI              | 53 74 |            |   |          |       | 189                      | A | San Diego        | 65 61 |
|                           |   |          |       | 44        | H | South Dakota St. | 72 83 |            |   |          |       | 329                      | A | North Dakota St. | 76 55 |
|                           |   |          |       | 49        | H | Iowa             | 60 75 |            |   |          |       |                          |   |                  |       |
| LAST 12 Division I GAMES: |   |          |       |           |   |                  |       |            |   |          |       |                          |   |                  |       |
|                           |   |          |       | 189       | A | San Diego        | 65 61 |            |   |          |       | 119                      | A | Kansas           | 71 76 |
|                           |   |          |       | 35        | A | UNI              | 53 74 |            |   |          |       | 49                       | H | Iowa             | 60 75 |
|                           |   |          |       | 329       | A | North Dakota St. | 76 55 |            |   |          |       | 34                       | A | Texas Tech       | 80 90 |
|                           |   |          |       | 44        | H | South Dakota St. | 72 83 |            |   |          |       | 33                       | H | Drake            | 91 99 |
|                           |   |          |       | 177       | H | San Francisco    | 71 63 |            |   |          |       |                          |   |                  |       |

Non-Div I Games: Mayville St. 70 43 Mary 79 67

North Dakota

Loss, Non-Conf, S Site, H Home A Away N Neutral

|                   |          |           |                |            |             |               |      |      |       |           |
|-------------------|----------|-----------|----------------|------------|-------------|---------------|------|------|-------|-----------|
| Average RPI Win:  | 0        | WON-LOST  | WINNING        | LAST 10    | STRENGTH OF | OPP. STRENGTH | TEAM | ADJ. | CONF. | ADJ CONF. |
| Average RPI Loss: | 189      | RECORD    | PCT. RANK      | GAMES      | SCHEDULE    | OF SCHEDULE   | RPI  | RPI  | RPI   | RPI       |
| DIV. I ONLY       | 0- 11    | 335       | 0- 9           | 104        | 346         | 329           | 329  | 12   | 12    |           |
| DIV. I NON-CONF.  | 0- 11    | 335       | 0- 11          | 104        | 346         | 329           | 329  | 12   | 12    |           |
| TOTALS            | RPI 1-25 | RPI 26-50 | W-L RECORDS    | RPI 51-100 | RPI 101-150 | RPI 150+      |      |      |       |           |
| 0- 11             | 0- 0     | 0- 0      | OVERALL        | 0- 2       | 0- 2        | 0- 7          |      |      |       |           |
| 0- 3              | 0- 0     | 0- 0      | HOME           | 0- 1       | 0- 1        | 0- 1          |      |      |       |           |
| 0- 6              | 0- 0     | 0- 0      | AWAY           | 0- 1       | 0- 1        | 0- 4          |      |      |       |           |
| 0- 2              | 0- 0     | 0- 0      | NEUTRAL        | 0- 0       | 0- 0        | 0- 2          |      |      |       |           |
| 0- 11             | 0- 0     | 0- 0      | NON-CONFERENCE | 0- 2       | 0- 2        | 0- 7          |      |      |       |           |
| 0- 3              | 0- 0     | 0- 0      | HOME           | 0- 1       | 0- 1        | 0- 1          |      |      |       |           |
| 0- 6              | 0- 0     | 0- 0      | AWAY           | 0- 1       | 0- 1        | 0- 4          |      |      |       |           |
| 0- 2              | 0- 0     | 0- 0      | NEUTRAL        | 0- 0       | 0- 0        | 0- 2          |      |      |       |           |
| 0- 0              | 0- 0     | 0- 0      | CONFERENCE     | 0- 0       | 0- 0        | 0- 0          |      |      |       |           |
| 0- 0              | 0- 0     | 0- 0      | HOME           | 0- 0       | 0- 0        | 0- 0          |      |      |       |           |
| 0- 0              | 0- 0     | 0- 0      | AWAY           | 0- 0       | 0- 0        | 0- 0          |      |      |       |           |
| 0- 0              | 0- 0     | 0- 0      | NEUTRAL        | 0- 0       | 0- 0        | 0- 0          |      |      |       |           |

| RPI 1-25                  |   |          |       | RPI 26-50 |   |               |       | RPI 51-100 |     |            |                  | RPI 101+ Team's RPI: 329 |     |          |                  |    |    |
|---------------------------|---|----------|-------|-----------|---|---------------|-------|------------|-----|------------|------------------|--------------------------|-----|----------|------------------|----|----|
| RPI                       | S | Opponent | Score | RPI       | S | Opponent      | Score | RPI        | S   | Opponent   | Score            | RPI                      | S   | Opponent | Score            |    |    |
|                           |   |          |       |           |   |               |       | 79         | H   | Colorado   | 59               | 76                       | 145 | A        | Milwaukee        | 74 | 79 |
|                           |   |          |       |           |   |               |       | 94         | A   | Providence | 63               | 86                       | 148 | H        | North Dakota     | 55 | 76 |
|                           |   |          |       |           |   |               |       |            |     |            |                  |                          | 178 | N        | Central Mich.    | 55 | 77 |
|                           |   |          |       |           |   |               |       |            |     |            |                  |                          | 182 | H        | Western Mich.    | 63 | 68 |
|                           |   |          |       |           |   |               |       |            |     |            |                  |                          | 205 | A        | Oakland          | 66 | 95 |
|                           |   |          |       |           |   |               |       |            |     |            |                  |                          | 226 | A        | UTRGV            | 67 | 81 |
|                           |   |          |       |           |   |               |       |            |     |            |                  |                          | 258 | A        | Massachusetts    | 58 | 70 |
|                           |   |          |       |           |   |               |       |            |     |            |                  |                          | 269 | N        | UC Santa Barbara | 59 | 66 |
|                           |   |          |       |           |   |               |       |            |     |            |                  |                          | 294 | A        | Cal Poly         | 46 | 73 |
| LAST 12 Division I GAMES: |   |          |       |           |   |               |       |            |     |            |                  |                          |     |          |                  |    |    |
|                           |   |          |       | 148       | H | North Dakota  | 55    | 76         | 269 | N          | UC Santa Barbara | 59                       | 66  |          |                  |    |    |
|                           |   |          |       | 205       | A | Oakland       | 66    | 95         | 226 | A          | UTRGV            | 67                       | 81  |          |                  |    |    |
|                           |   |          |       | 145       | A | Milwaukee     | 74    | 79         | 79  | H          | Colorado         | 59                       | 76  |          |                  |    |    |
|                           |   |          |       | 182       | H | Western Mich. | 63    | 68         | 94  | A          | Providence       | 63                       | 86  |          |                  |    |    |
|                           |   |          |       | 178       | N | Central Mich. | 55    | 77         | 258 | A          | Massachusetts    | 58                       | 70  |          |                  |    |    |
|                           |   |          |       | 294       | A | Cal Poly      | 46    | 73         |     |            |                  |                          |     |          |                  |    |    |

Non-Div I Games: Mayville St. 93 44 Dickinson St. 70 63

North Dakota St.

Loss, Non-Conf, S Site, H Home A Away N Neutral

## North Florida

Through Games Of Dec. 23, 2016

|                   |          |           |                |            |             |               |      |      |       |           |
|-------------------|----------|-----------|----------------|------------|-------------|---------------|------|------|-------|-----------|
| Average RPI Win:  | 276      | WON-LOST  | WINNING        | LAST 10    | STRENGTH OF | OPP. STRENGTH | TEAM | ADJ. | CONF. | ADJ CONF. |
| Average RPI Loss: | 134      | RECORD    | PCT. RANK      | GAMES      | SCHEDULE    | OF SCHEDULE   | RPI  | RPI  | RPI   | RPI       |
| DIV. I ONLY       | 4- 7     | 221       | 3- 6           | 202        | 235         | 217           | 217  | 27   | 27    |           |
| DIV. I NON-CONF.  | 4- 7     | 221       | 3- 7           | 203        | 234         | 218           | 218  | 27   | 27    |           |
| TOTALS            | RPI 1-25 | RPI 26-50 | W-L RECORDS    | RPI 51-100 | RPI 101-150 | RPI 150+      |      |      |       |           |
| 4- 7              | 0- 1     | 0- 1      | OVERALL        | 0- 1       | 0- 1        | 4- 3          |      |      |       |           |
| 2- 1              | 0- 0     | 0- 0      | HOME           | 0- 0       | 0- 0        | 2- 1          |      |      |       |           |
| 1- 5              | 0- 1     | 0- 1      | AWAY           | 0- 1       | 0- 1        | 1- 1          |      |      |       |           |
| 1- 1              | 0- 0     | 0- 0      | NEUTRAL        | 0- 0       | 0- 0        | 1- 1          |      |      |       |           |
| 4- 7              | 0- 1     | 0- 1      | NON-CONFERENCE | 0- 1       | 0- 1        | 4- 3          |      |      |       |           |
| 2- 1              | 0- 0     | 0- 0      | HOME           | 0- 0       | 0- 0        | 2- 1          |      |      |       |           |
| 1- 5              | 0- 1     | 0- 1      | AWAY           | 0- 1       | 0- 1        | 1- 1          |      |      |       |           |
| 1- 1              | 0- 0     | 0- 0      | NEUTRAL        | 0- 0       | 0- 0        | 1- 1          |      |      |       |           |
| 0- 0              | 0- 0     | 0- 0      | CONFERENCE     | 0- 0       | 0- 0        | 0- 0          |      |      |       |           |
| 0- 0              | 0- 0     | 0- 0      | HOME           | 0- 0       | 0- 0        | 0- 0          |      |      |       |           |
| 0- 0              | 0- 0     | 0- 0      | AWAY           | 0- 0       | 0- 0        | 0- 0          |      |      |       |           |
| 0- 0              | 0- 0     | 0- 0      | NEUTRAL        | 0- 0       | 0- 0        | 0- 0          |      |      |       |           |

| RPI 1-25                  |   |                    |       | RPI 26-50 |   |               |       | RPI 51-100 |   |                    |       | RPI 101+ Team's RPI: 217 |   |                    |       |
|---------------------------|---|--------------------|-------|-----------|---|---------------|-------|------------|---|--------------------|-------|--------------------------|---|--------------------|-------|
| RPI                       | S | Opponent           | Score | RPI       | S | Opponent      | Score | RPI        | S | Opponent           | Score | RPI                      | S | Opponent           | Score |
| 6                         | A | Florida St.        | 39 95 | 39        | A | South Fla.    | 42 78 | 78         | A | North Carolina St. | 52 78 | 117                      | A | Xavier             | 46 83 |
|                           |   |                    |       |           |   |               |       |            |   |                    |       | 181                      | A | Col. of Charleston | 60 47 |
|                           |   |                    |       |           |   |               |       |            |   |                    |       | 183                      | N | South Ala.         | 55 62 |
|                           |   |                    |       |           |   |               |       |            |   |                    |       | 198                      | H | Morehead St.       | 65 84 |
|                           |   |                    |       |           |   |               |       |            |   |                    |       | 270                      | H | Fla. Atlantic      | 95 88 |
|                           |   |                    |       |           |   |               |       |            |   |                    |       | 304                      | N | Nicholls St.       | 77 74 |
|                           |   |                    |       |           |   |               |       |            |   |                    |       | 316                      | A | Bethune-Cookman    | 50 52 |
|                           |   |                    |       |           |   |               |       |            |   |                    |       | 347                      | H | Florida A&M        | 71 60 |
| LAST 12 Division I GAMES: |   |                    |       |           |   |               |       |            |   |                    |       |                          |   |                    |       |
| 78                        | A | North Carolina St. | 52 78 | 6         | A | Florida St.   | 39 95 | 316        | A | Bethune-Cookman    | 50 52 |                          |   |                    |       |
| 181                       | A | Col. of Charleston | 60 47 | 198       | H | Morehead St.  | 65 84 | 39         | A | South Fla.         | 42 78 |                          |   |                    |       |
| 304                       | N | Nicholls St.       | 77 74 | 117       | A | Xavier        | 46 83 | 347        | H | Florida A&M        | 71 60 |                          |   |                    |       |
| 183                       | N | South Ala.         | 55 62 | 270       | H | Fla. Atlantic | 95 88 |            |   |                    |       |                          |   |                    |       |

Non-Div I Games: Webber Int'l 103 57 Edward Waters 70 50

North Florida

■ Loss, 
 ■ Non-Conf, S Site, 
 ■ Home 
 ■ Away 
 N Neutral



## North Texas

Through Games Of Dec. 23, 2016

|                   |          |           |                |            |             |               |      |      |       |           |
|-------------------|----------|-----------|----------------|------------|-------------|---------------|------|------|-------|-----------|
| Average RPI Win:  | 216      | WON-LOST  | WINNING        | LAST 10    | STRENGTH OF | OPP. STRENGTH | TEAM | ADJ. | CONF. | ADJ CONF. |
| Average RPI Loss: | 148      | RECORD    | PCT. RANK      | GAMES      | SCHEDULE    | OF SCHEDULE   | RPI  | RPI  | RPI   | RPI       |
| DIV. I ONLY       | 3- 8     | 259       | 3- 7           | 220        | 232         | 274           | 274  | 16   | 16    |           |
| DIV. I NON-CONF.  | 3- 8     | 259       | 3- 8           | 221        | 231         | 272           | 272  | 16   | 16    |           |
| TOTALS            | RPI 1-25 | RPI 26-50 | W-L RECORDS    | RPI 51-100 | RPI 101-150 | RPI 150+      |      |      |       |           |
| 3- 8              | 0- 0     | 0- 0      | OVERALL        | 0- 3       | 1- 0        | 2- 5          |      |      |       |           |
| 2- 2              | 0- 0     | 0- 0      | HOME           | 0- 1       | 0- 0        | 2- 1          |      |      |       |           |
| 1- 4              | 0- 0     | 0- 0      | AWAY           | 0- 2       | 1- 0        | 0- 2          |      |      |       |           |
| 0- 2              | 0- 0     | 0- 0      | NEUTRAL        | 0- 0       | 0- 0        | 0- 2          |      |      |       |           |
| 3- 8              | 0- 0     | 0- 0      | NON-CONFERENCE | 0- 3       | 1- 0        | 2- 5          |      |      |       |           |
| 2- 2              | 0- 0     | 0- 0      | HOME           | 0- 1       | 0- 0        | 2- 1          |      |      |       |           |
| 1- 4              | 0- 0     | 0- 0      | AWAY           | 0- 2       | 1- 0        | 0- 2          |      |      |       |           |
| 0- 2              | 0- 0     | 0- 0      | NEUTRAL        | 0- 0       | 0- 0        | 0- 2          |      |      |       |           |
| 0- 0              | 0- 0     | 0- 0      | CONFERENCE     | 0- 0       | 0- 0        | 0- 0          |      |      |       |           |
| 0- 0              | 0- 0     | 0- 0      | HOME           | 0- 0       | 0- 0        | 0- 0          |      |      |       |           |
| 0- 0              | 0- 0     | 0- 0      | AWAY           | 0- 0       | 0- 0        | 0- 0          |      |      |       |           |
| 0- 0              | 0- 0     | 0- 0      | NEUTRAL        | 0- 0       | 0- 0        | 0- 0          |      |      |       |           |

| RPI 1-25                  |   |          |       | RPI 26-50 |   |                |       | RPI 51-100 |   |             |       | RPI 101+ Team's RPI: 274 |   |                |       |
|---------------------------|---|----------|-------|-----------|---|----------------|-------|------------|---|-------------|-------|--------------------------|---|----------------|-------|
| RPI                       | S | Opponent | Score | RPI       | S | Opponent       | Score | RPI        | S | Opponent    | Score | RPI                      | S | Opponent       | Score |
|                           |   |          |       |           |   |                |       | 61         | A | Little Rock | 44 55 | 122                      | A | Arizona        | 62 58 |
|                           |   |          |       |           |   |                |       | 67         | A | SMU         | 51 65 | 159                      | A | Missouri St.   | 54 63 |
|                           |   |          |       |           |   |                |       | 70         | H | Indiana     | 64 94 | 168                      | N | Omaha          | 57 85 |
|                           |   |          |       |           |   |                |       |            |   |             |       | 180                      | H | Iona           | 66 55 |
|                           |   |          |       |           |   |                |       |            |   |             |       | 185                      | A | Tulsa          | 58 63 |
|                           |   |          |       |           |   |                |       |            |   |             |       | 226                      | N | UTRGV          | 69 74 |
|                           |   |          |       |           |   |                |       |            |   |             |       | 245                      | H | Texas St.      | 58 59 |
|                           |   |          |       |           |   |                |       |            |   |             |       | 345                      | H | Incarnate Word | 84 61 |
| LAST 12 Division I GAMES: |   |          |       |           |   |                |       |            |   |             |       |                          |   |                |       |
| 185                       | A | Tulsa    | 58 63 | 245       | H | Texas St.      | 58 59 |            |   |             |       |                          |   |                |       |
| 67                        | A | SMU      | 51 65 | 159       | A | Missouri St.   | 54 63 |            |   |             |       |                          |   |                |       |
| 180                       | H | Iona     | 66 55 | 345       | H | Incarnate Word | 84 61 |            |   |             |       |                          |   |                |       |
| 122                       | A | Arizona  | 62 58 | 70        | H | Indiana        | 64 94 |            |   |             |       |                          |   |                |       |
| 168                       | N | Omaha    | 57 85 | 61        | A | Little Rock    | 44 55 |            |   |             |       |                          |   |                |       |
| 226                       | N | UTRGV    | 69 74 |           |   |                |       |            |   |             |       |                          |   |                |       |

Non-Div I Games:

North Texas

  Loss, 
  Non-Conf, 
  S Site, 
  H Home 
  A Away 
N Neutral

## Northeastern

Through Games Of Dec. 23, 2016

|                   |          |           |                |            |             |               |      |      |       |           |
|-------------------|----------|-----------|----------------|------------|-------------|---------------|------|------|-------|-----------|
| Average RPI Win:  | 309      | WON-LOST  | WINNING        | LAST 10    | STRENGTH OF | OPP. STRENGTH | TEAM | ADJ. | CONF. | ADJ CONF. |
| Average RPI Loss: | 107      | RECORD    | PCT. RANK      | GAMES      | SCHEDULE    | OF SCHEDULE   | RPI  | RPI  | RPI   | RPI       |
| DIV. I ONLY       | 3- 8     | 259       | 2- 8           | 170        | 147         | 227           | 227  | 8    | 8     |           |
| DIV. I NON-CONF.  | 3- 8     | 259       | 3- 8           | 170        | 147         | 228           | 228  | 8    | 8     |           |
| TOTALS            | RPI 1-25 | RPI 26-50 | W-L RECORDS    | RPI 51-100 | RPI 101-150 | RPI 150+      |      |      |       |           |
| 3- 8              | 0- 0     | 0- 2      | OVERALL        | 0- 2       | 0- 2        | 3- 2          |      |      |       |           |
| 1- 2              | 0- 0     | 0- 0      | HOME           | 0- 0       | 0- 1        | 1- 1          |      |      |       |           |
| 2- 3              | 0- 0     | 0- 1      | AWAY           | 0- 2       | 0- 0        | 2- 0          |      |      |       |           |
| 0- 3              | 0- 0     | 0- 1      | NEUTRAL        | 0- 0       | 0- 1        | 0- 1          |      |      |       |           |
| 3- 8              | 0- 0     | 0- 2      | NON-CONFERENCE | 0- 2       | 0- 2        | 3- 2          |      |      |       |           |
| 1- 2              | 0- 0     | 0- 0      | HOME           | 0- 0       | 0- 1        | 1- 1          |      |      |       |           |
| 2- 3              | 0- 0     | 0- 1      | AWAY           | 0- 2       | 0- 0        | 2- 0          |      |      |       |           |
| 0- 3              | 0- 0     | 0- 1      | NEUTRAL        | 0- 0       | 0- 1        | 0- 1          |      |      |       |           |
| 0- 0              | 0- 0     | 0- 0      | CONFERENCE     | 0- 0       | 0- 0        | 0- 0          |      |      |       |           |
| 0- 0              | 0- 0     | 0- 0      | HOME           | 0- 0       | 0- 0        | 0- 0          |      |      |       |           |
| 0- 0              | 0- 0     | 0- 0      | AWAY           | 0- 0       | 0- 0        | 0- 0          |      |      |       |           |
| 0- 0              | 0- 0     | 0- 0      | NEUTRAL        | 0- 0       | 0- 0        | 0- 0          |      |      |       |           |

| RPI S                     | Opponent          | Score | RPI S | Opponent        | Score | RPI S | Opponent          | Score | RPI S | Opponent | Score | Team's RPI: 227 |
|---------------------------|-------------------|-------|-------|-----------------|-------|-------|-------------------|-------|-------|----------|-------|-----------------|
| 31                        | A Michigan St.    | 44 78 | 69    | A Quinnipiac    | 59 76 | 108   | H St. Mary's (CA) | 53 77 |       |          |       |                 |
| 36                        | N Stanford        | 45 74 | 72    | A Maine         | 49 68 | 146   | N Purdue          | 54 79 |       |          |       |                 |
|                           |                   |       |       |                 |       | 173   | H New Hampshire   | 63 66 |       |          |       |                 |
|                           |                   |       |       |                 |       | 223   | N Wichita St.     | 73 87 |       |          |       |                 |
|                           |                   |       |       |                 |       | 263   | A Canisius        | 83 59 |       |          |       |                 |
|                           |                   |       |       |                 |       | 324   | H Boston U.       | 78 59 |       |          |       |                 |
|                           |                   |       |       |                 |       | 339   | A Denver          | 72 69 |       |          |       |                 |
| LAST 12 Division I GAMES: |                   |       |       |                 |       |       |                   |       |       |          |       |                 |
| 146                       | N Purdue          | 54 79 | 339   | A Denver        | 72 69 |       |                   |       |       |          |       |                 |
| 36                        | N Stanford        | 45 74 | 31    | A Michigan St.  | 44 78 |       |                   |       |       |          |       |                 |
| 69                        | A Quinnipiac      | 59 76 | 72    | A Maine         | 49 68 |       |                   |       |       |          |       |                 |
| 108                       | H St. Mary's (CA) | 53 77 | 173   | H New Hampshire | 63 66 |       |                   |       |       |          |       |                 |
| 263                       | A Canisius        | 83 59 | 223   | N Wichita St.   | 73 87 |       |                   |       |       |          |       |                 |
| 324                       | H Boston U.       | 78 59 |       |                 |       |       |                   |       |       |          |       |                 |

Non-Div I Games:

Northeastern

■ Loss, 
 ■ Non-Conf, 
 ■ S Site, 
 ■ H Home 
 ■ A Away 
 N Neutral

| Non-Conference RPI |          |          |           | Through Games Of Dec. 15, 2010 |             |               |             |      |          |           |
|--------------------|----------|----------|-----------|--------------------------------|-------------|---------------|-------------|------|----------|-----------|
| Average RPI Win:   | 325      | WON-LOST | WINNING   | LAST 10                        | STRENGTH OF | OPP. STRENGTH | TEAM        | ADJ. | CONF.    | ADJ CONF. |
| Average RPI Loss:  | 172      | RECORD   | PCT. RANK | GAMES                          | SCHEDULE    | OF SCHEDULE   | RPI         | RPI  | RPI      | RPI       |
| DIV. I ONLY        | 3- 7     | 249      | 2- 7      | 283                            | 292         | 300           | 300         | 17   | 17       |           |
| DIV. I NON-CONF.   | 3- 7     | 248      | 3- 7      | 286                            | 291         | 300           | 300         | 18   | 18       |           |
| TOTALS             | RPI 1-25 |          | RPI 26-50 | W-L RECORDS                    |             | RPI 51-100    | RPI 101-150 |      | RPI 150+ |           |
| 3- 7               | 0- 1     |          | 0- 0      | OVERALL                        |             | 0- 0          | 0- 3        |      | 3- 3     |           |
| 2- 2               | 0- 0     |          | 0- 0      | HOME                           |             | 0- 0          | 0- 1        |      | 2- 1     |           |
| 1- 5               | 0- 1     |          | 0- 0      | AWAY                           |             | 0- 0          | 0- 2        |      | 1- 2     |           |
| 0- 0               | 0- 0     |          | 0- 0      | NEUTRAL                        |             | 0- 0          | 0- 0        |      | 0- 0     |           |
| 3- 7               | 0- 1     |          | 0- 0      | NON-CONFERENCE                 |             | 0- 0          | 0- 3        |      | 3- 3     |           |
| 2- 2               | 0- 0     |          | 0- 0      | HOME                           |             | 0- 0          | 0- 1        |      | 2- 1     |           |
| 1- 5               | 0- 1     |          | 0- 0      | AWAY                           |             | 0- 0          | 0- 2        |      | 1- 2     |           |
| 0- 0               | 0- 0     |          | 0- 0      | NEUTRAL                        |             | 0- 0          | 0- 0        |      | 0- 0     |           |
| 0- 0               | 0- 0     |          | 0- 0      | CONFERENCE                     |             | 0- 0          | 0- 0        |      | 0- 0     |           |
| 0- 0               | 0- 0     |          | 0- 0      | HOME                           |             | 0- 0          | 0- 0        |      | 0- 0     |           |
| 0- 0               | 0- 0     |          | 0- 0      | AWAY                           |             | 0- 0          | 0- 0        |      | 0- 0     |           |
| 0- 0               | 0- 0     |          | 0- 0      | NEUTRAL                        |             | 0- 0          | 0- 0        |      | 0- 0     |           |

| RPI 1-25                  |   |                  |       | RPI 26-50 |   |                |       | RPI 51-100 |   |          |       | RPI 101+ |   |                  |       | Team's RPI: 300 |  |
|---------------------------|---|------------------|-------|-----------|---|----------------|-------|------------|---|----------|-------|----------|---|------------------|-------|-----------------|--|
| RPI                       | S | Opponent         | Score | RPI       | S | Opponent       | Score | RPI        | S | Opponent | Score | RPI      | S | Opponent         | Score |                 |  |
| 14                        | A | Utah             | 65 78 |           |   |                |       |            |   |          |       | 110      | A | Lamar University | 60 75 |                 |  |
|                           |   |                  |       |           |   |                |       |            |   |          |       | 128      | H | CSUN             | 79 83 |                 |  |
|                           |   |                  |       |           |   |                |       |            |   |          |       | 142      | A | Grand Canyon     | 65 76 |                 |  |
|                           |   |                  |       |           |   |                |       |            |   |          |       | 247      | H | New Mexico St.   | 68 79 |                 |  |
|                           |   |                  |       |           |   |                |       |            |   |          |       | 269      | A | UC Santa Barbara | 51 60 |                 |  |
|                           |   |                  |       |           |   |                |       |            |   |          |       | 294      | A | Cal Poly         | 53 58 |                 |  |
|                           |   |                  |       |           |   |                |       |            |   |          |       | 303      | A | UTEP             | 65 51 |                 |  |
|                           |   |                  |       |           |   |                |       |            |   |          |       | 332      | H | Youngstown St.   | 70 49 |                 |  |
|                           |   |                  |       |           |   |                |       |            |   |          |       | 339      | H | Denver           | 82 67 |                 |  |
| LAST 12 Division I GAMES: |   |                  |       |           |   |                |       |            |   |          |       |          |   |                  |       |                 |  |
| 110                       | A | Lamar University | 60 75 | 14        | A | Utah           | 65 78 |            |   |          |       |          |   |                  |       |                 |  |
| 269                       | A | UC Santa Barbara | 51 60 | 142       | A | Grand Canyon   | 65 76 |            |   |          |       |          |   |                  |       |                 |  |
| 294                       | A | Cal Poly         | 53 58 | 247       | H | New Mexico St. | 68 79 |            |   |          |       |          |   |                  |       |                 |  |
| 303                       | A | UTEP             | 65 51 | 339       | H | Denver         | 82 67 |            |   |          |       |          |   |                  |       |                 |  |
|                           |   |                  |       | 128       | H | CSUN           | 79 83 |            |   |          |       |          |   |                  |       |                 |  |
|                           |   |                  |       | 332       | H | Youngstown St. | 70 49 |            |   |          |       |          |   |                  |       |                 |  |

|                  |                 |     |    |
|------------------|-----------------|-----|----|
| Non-Div I Games: | Antelope Valley | 109 | 60 |
|------------------|-----------------|-----|----|

Northern Ariz.

Loss, Non-Conf, S Site, H Home A Away N Neutral

|                   |          |           |                |            |             |               |      |      |       |           |
|-------------------|----------|-----------|----------------|------------|-------------|---------------|------|------|-------|-----------|
| Average RPI Win:  | 249      | WON-LOST  | WINNING        | LAST 10    | STRENGTH OF | OPP. STRENGTH | TEAM | ADJ. | CONF. | ADJ CONF. |
| Average RPI Loss: | 104      | RECORD    | PCT. RANK      | GAMES      | SCHEDULE    | OF SCHEDULE   | RPI  | RPI  | RPI   | RPI       |
| DIV. I ONLY       | 7- 3     | 89        | 7- 2           | 237        | 236         | 124           | 124  | 17   | 17    |           |
| DIV. I NON-CONF.  | 7- 3     | 87        | 7- 3           | 239        | 236         | 125           | 125  | 18   | 18    |           |
| TOTALS            | RPI 1-25 | RPI 26-50 | W-L RECORDS    | RPI 51-100 | RPI 101-150 | RPI 150+      |      |      |       |           |
| 7- 3              | 0- 0     | 0- 0      | OVERALL        | 0- 1       | 0- 2        | 7- 0          |      |      |       |           |
| 3- 1              | 0- 0     | 0- 0      | HOME           | 0- 1       | 0- 0        | 3- 0          |      |      |       |           |
| 3- 2              | 0- 0     | 0- 0      | AWAY           | 0- 0       | 0- 2        | 3- 0          |      |      |       |           |
| 1- 0              | 0- 0     | 0- 0      | NEUTRAL        | 0- 0       | 0- 0        | 1- 0          |      |      |       |           |
| 7- 3              | 0- 0     | 0- 0      | NON-CONFERENCE | 0- 1       | 0- 2        | 7- 0          |      |      |       |           |
| 3- 1              | 0- 0     | 0- 0      | HOME           | 0- 1       | 0- 0        | 3- 0          |      |      |       |           |
| 3- 2              | 0- 0     | 0- 0      | AWAY           | 0- 0       | 0- 2        | 3- 0          |      |      |       |           |
| 1- 0              | 0- 0     | 0- 0      | NEUTRAL        | 0- 0       | 0- 0        | 1- 0          |      |      |       |           |
| 0- 0              | 0- 0     | 0- 0      | CONFERENCE     | 0- 0       | 0- 0        | 0- 0          |      |      |       |           |
| 0- 0              | 0- 0     | 0- 0      | HOME           | 0- 0       | 0- 0        | 0- 0          |      |      |       |           |
| 0- 0              | 0- 0     | 0- 0      | AWAY           | 0- 0       | 0- 0        | 0- 0          |      |      |       |           |
| 0- 0              | 0- 0     | 0- 0      | NEUTRAL        | 0- 0       | 0- 0        | 0- 0          |      |      |       |           |

| RPI 1-25                  |   |                 |       | RPI 26-50 |     |          |               | RPI 51-100 |    |          |       | RPI 101+ |     |          |                 | Team's RPI: 124 |    |
|---------------------------|---|-----------------|-------|-----------|-----|----------|---------------|------------|----|----------|-------|----------|-----|----------|-----------------|-----------------|----|
| RPI                       | S | Opponent        | Score | RPI       | S   | Opponent | Score         | RPI        | S  | Opponent | Score | RPI      | S   | Opponent | Score           |                 |    |
|                           |   |                 |       |           |     |          |               | 79         | H  | Colorado | 62    | 83       | 108 | A        | St. Mary's (CA) | 65              | 75 |
|                           |   |                 |       |           |     |          |               |            |    |          |       |          | 126 | A        | Colorado St.    | 47              | 58 |
|                           |   |                 |       |           |     |          |               |            |    |          |       |          | 184 | H        | FGCU            | 77              | 74 |
|                           |   |                 |       |           |     |          |               |            |    |          |       |          | 189 | H        | San Diego       | 54              | 51 |
|                           |   |                 |       |           |     |          |               |            |    |          |       |          | 232 | A        | Pacific         | 60              | 56 |
|                           |   |                 |       |           |     |          |               |            |    |          |       |          | 246 | A        | UTSA            | 73              | 66 |
|                           |   |                 |       |           |     |          |               |            |    |          |       |          | 257 | N        | Eastern Mich.   | 58              | 57 |
|                           |   |                 |       |           |     |          |               |            |    |          |       |          | 293 | A        | Air Force       | 71              | 44 |
|                           |   |                 |       |           |     |          |               |            |    |          |       |          | 339 | H        | Denver          | 68              | 48 |
| LAST 12 Division I GAMES: |   |                 |       |           |     |          |               |            |    |          |       |          |     |          |                 |                 |    |
| 232                       | A | Pacific         | 60    | 56        | 293 | A        | Air Force     | 71         | 44 |          |       |          |     |          |                 |                 |    |
| 108                       | A | St. Mary's (CA) | 65    | 75        | 126 | A        | Colorado St.  | 47         | 58 |          |       |          |     |          |                 |                 |    |
| 339                       | H | Denver          | 68    | 48        | 257 | N        | Eastern Mich. | 58         | 57 |          |       |          |     |          |                 |                 |    |
| 79                        | H | Colorado        | 62    | 83        | 246 | A        | UTSA          | 73         | 66 |          |       |          |     |          |                 |                 |    |
|                           |   |                 |       |           | 189 | H        | San Diego     | 54         | 51 |          |       |          |     |          |                 |                 |    |
|                           |   |                 |       |           | 184 | H        | FGCU          | 77         | 74 |          |       |          |     |          |                 |                 |    |

Non-Div I Games: Colo. Christian 90 47

Northern Colo.

|                   |             |            |                |            |             |               |            |          |          |           |
|-------------------|-------------|------------|----------------|------------|-------------|---------------|------------|----------|----------|-----------|
| Average RPI Win:  | <b>243</b>  | WON-LOST   | WINNING        | LAST 10    | STRENGTH OF | OPP. STRENGTH | TEAM       | ADJ.     | CONF.    | ADJ CONF. |
| Average RPI Loss: | <b>72</b>   | RECORD     | PCT. RANK      | GAMES      | SCHEDULE    | OF SCHEDULE   | RPI        | RPI      | RPI      | RPI       |
| DIV. I ONLY       | <b>7- 4</b> | <b>113</b> | <b>6- 4</b>    | <b>234</b> | <b>126</b>  | <b>121</b>    | <b>121</b> | <b>9</b> | <b>9</b> |           |
| DIV. I NON-CONF.  | <b>7- 4</b> | <b>113</b> | <b>7- 4</b>    | <b>236</b> | <b>126</b>  | <b>122</b>    | <b>122</b> | <b>9</b> | <b>9</b> |           |
| TOTALS            | RPI 1-25    | RPI 26-50  | W-L RECORDS    | RPI 51-100 | RPI 101-150 | RPI 150+      |            |          |          |           |
| 7- 4              | 0- 0        | 0- 2       | OVERALL        | 0- 1       | 1- 1        | 6- 0          |            |          |          |           |
| 4- 0              | 0- 0        | 0- 0       | HOME           | 0- 0       | 1- 0        | 3- 0          |            |          |          |           |
| 3- 3              | 0- 0        | 0- 1       | AWAY           | 0- 0       | 0- 1        | 3- 0          |            |          |          |           |
| 0- 1              | 0- 0        | 0- 1       | NEUTRAL        | 0- 0       | 0- 0        | 0- 0          |            |          |          |           |
| 7- 4              | 0- 0        | 0- 2       | NON-CONFERENCE | 0- 1       | 1- 1        | 6- 0          |            |          |          |           |
| 4- 0              | 0- 0        | 0- 0       | HOME           | 0- 0       | 1- 0        | 3- 0          |            |          |          |           |
| 3- 3              | 0- 0        | 0- 1       | AWAY           | 0- 1       | 0- 1        | 3- 0          |            |          |          |           |
| 0- 1              | 0- 0        | 0- 1       | NEUTRAL        | 0- 0       | 0- 0        | 0- 0          |            |          |          |           |
| 0- 0              | 0- 0        | 0- 0       | CONFERENCE     | 0- 0       | 0- 0        | 0- 0          |            |          |          |           |
| 0- 0              | 0- 0        | 0- 0       | HOME           | 0- 0       | 0- 0        | 0- 0          |            |          |          |           |
| 0- 0              | 0- 0        | 0- 0       | AWAY           | 0- 0       | 0- 0        | 0- 0          |            |          |          |           |
| 0- 0              | 0- 0        | 0- 0       | NEUTRAL        | 0- 0       | 0- 0        | 0- 0          |            |          |          |           |

| RPI S                     | Opponent         | Score | RPI S | Opponent       | Score   | RPI S | Opponent   | Score | RPI S | Opponent         | Score   | Team's RPI: 121 |
|---------------------------|------------------|-------|-------|----------------|---------|-------|------------|-------|-------|------------------|---------|-----------------|
| 33                        | A Drake          | 86 95 | 33    | A Drake        | 86 95   | 93    | A Iowa St. | 89 97 | 115   | A Western Ill.   | 79 83   |                 |
| 47                        | N South Dakota   | 83 97 | 47    | N South Dakota | 83 97   |       |            |       | 145   | H Milwaukee      | 114 104 |                 |
|                           |                  |       |       |                |         |       |            |       | 209   | H SIUE           | 97 78   |                 |
|                           |                  |       |       |                |         |       |            |       | 218   | A Bradley        | 81 51   |                 |
|                           |                  |       |       |                |         |       |            |       | 254   | A Loyola Chicago | 90 70   |                 |
|                           |                  |       |       |                |         |       |            |       | 281   | H Illinois St.   | 108 66  |                 |
|                           |                  |       |       |                |         |       |            |       | 284   | A UMKC           | 86 75   |                 |
|                           |                  |       |       |                |         |       |            |       | 313   | H Chicago St.    | 94 85   |                 |
| LAST 12 Division I GAMES: |                  |       |       |                |         |       |            |       |       |                  |         |                 |
| 284                       | A UMKC           | 86 75 | 218   | A Bradley      | 81 51   |       |            |       |       |                  |         |                 |
| 47                        | N South Dakota   | 83 97 | 33    | A Drake        | 86 95   |       |            |       |       |                  |         |                 |
| 209                       | H SIUE           | 97 78 | 281   | H Illinois St. | 108 66  |       |            |       |       |                  |         |                 |
| 93                        | A Iowa St.       | 89 97 | 313   | H Chicago St.  | 94 85   |       |            |       |       |                  |         |                 |
| 254                       | A Loyola Chicago | 90 70 | 115   | A Western Ill. | 79 83   |       |            |       |       |                  |         |                 |
|                           |                  |       | 145   | H Milwaukee    | 114 104 |       |            |       |       |                  |         |                 |

Non-Div I Games:

Northern Ill.

|                       |          |          |           |         |                |               |             |      |          |           |
|-----------------------|----------|----------|-----------|---------|----------------|---------------|-------------|------|----------|-----------|
| Average RPI Win: 223  |          | WON-LOST | WINNING   | LAST 10 | STRENGTH OF    | OPP. STRENGTH | TEAM        | ADJ. | CONF.    | ADJ CONF. |
| Average RPI Loss: 193 |          | RECORD   | PCT. RANK | GAMES   | SCHEDULE       | OF SCHEDULE   | RPI         | RPI  | RPI      | RPI       |
| DIV. I ONLY           |          | 3- 8     | 259       | 3- 6    | 160            | 330           | 272         | 272  | 20       | 20        |
| DIV. I NON-CONF.      |          | 3- 8     | 259       | 3- 8    | 160            | 330           | 270         | 270  | 20       | 20        |
| TOTALS                | RPI 1-25 |          | RPI 26-50 |         | W-L RECORDS    | RPI 51-100    | RPI 101-150 |      | RPI 150+ |           |
| 3- 8                  | 0- 0     |          | 0- 0      |         | OVERALL        | 0- 2          | 1- 1        |      | 2- 5     |           |
| 1- 3                  | 0- 0     |          | 0- 0      |         | HOME           | 0- 0          | 0- 0        |      | 1- 3     |           |
| 0- 4                  | 0- 0     |          | 0- 0      |         | AWAY           | 0- 1          | 0- 1        |      | 0- 1     |           |
| 2- 1                  | 0- 0     |          | 0- 0      |         | NEUTRAL        | 0- 0          | 1- 0        |      | 1- 1     |           |
| 3- 8                  | 0- 0     |          | 0- 0      |         | NON-CONFERENCE | 0- 2          | 1- 1        |      | 2- 5     |           |
| 1- 3                  | 0- 0     |          | 0- 0      |         | HOME           | 0- 0          | 0- 0        |      | 1- 3     |           |
| 0- 4                  | 0- 0     |          | 0- 0      |         | AWAY           | 0- 2          | 0- 1        |      | 0- 1     |           |
| 2- 1                  | 0- 0     |          | 0- 0      |         | NEUTRAL        | 0- 0          | 1- 0        |      | 1- 1     |           |
| 0- 0                  | 0- 0     |          | 0- 0      |         | CONFERENCE     | 0- 0          | 0- 0        |      | 0- 0     |           |
| 0- 0                  | 0- 0     |          | 0- 0      |         | HOME           | 0- 0          | 0- 0        |      | 0- 0     |           |
| 0- 0                  | 0- 0     |          | 0- 0      |         | AWAY           | 0- 0          | 0- 0        |      | 0- 0     |           |
| 0- 0                  | 0- 0     |          | 0- 0      |         | NEUTRAL        | 0- 0          | 0- 0        |      | 0- 0     |           |

| RPI 1-25                  |   |          |       | RPI 26-50 |   |                |       | RPI 51-100 |     |          |                | RPI 101+ |     |                |                | Team's RPI: 272 |    |
|---------------------------|---|----------|-------|-----------|---|----------------|-------|------------|-----|----------|----------------|----------|-----|----------------|----------------|-----------------|----|
| RPI                       | S | Opponent | Score | RPI       | S | Opponent       | Score | RPI        | S   | Opponent | Score          | RPI      | S   | Opponent       | Score          |                 |    |
|                           |   |          |       |           |   |                |       | 60         | A   | Ohio     | 41             | 58       | 139 | N              | Southern Miss. | 58              | 53 |
|                           |   |          |       |           |   |                |       | 70         | A   | Indiana  | 49             | 100      | 144 | A              | Indiana St.    | 38              | 58 |
|                           |   |          |       |           |   |                |       |            |     |          |                | 192      | H   | Stetson        | 45             | 54              |    |
|                           |   |          |       |           |   |                |       |            |     |          |                | 234      | H   | Miami (OH)     | 50             | 60              |    |
|                           |   |          |       |           |   |                |       |            |     |          |                | 235      | N   | Portland St.   | 54             | 77              |    |
|                           |   |          |       |           |   |                |       |            |     |          |                | 252      | H   | ETSU           | 62             | 56              |    |
|                           |   |          |       |           |   |                |       |            |     |          |                | 277      | N   | Arkansas St.   | 83             | 78              |    |
|                           |   |          |       |           |   |                |       |            |     |          |                | 283      | H   | Murray St.     | 69             | 72              |    |
|                           |   |          |       |           |   |                |       |            |     |          |                | 324      | A   | Tennessee Tech | 40             | 55              |    |
| LAST 12 Division I GAMES: |   |          |       |           |   |                |       |            |     |          |                |          |     |                |                |                 |    |
|                           |   |          |       | 139       | N | Southern Miss. | 58    | 53         | 324 | A        | Tennessee Tech | 40       | 55  |                |                |                 |    |
|                           |   |          |       | 277       | N | Arkansas St.   | 83    | 78         | 192 | H        | Stetson        | 45       | 54  |                |                |                 |    |
|                           |   |          |       | 235       | N | Portland St.   | 54    | 77         | 252 | H        | ETSU           | 62       | 56  |                |                |                 |    |
|                           |   |          |       | 283       | H | Murray St.     | 69    | 72         | 60  | A        | Ohio           | 41       | 58  |                |                |                 |    |
|                           |   |          |       | 70        | A | Indiana        | 49    | 100        | 234 | H        | Miami (OH)     | 50       | 60  |                |                |                 |    |
|                           |   |          |       |           |   |                |       |            | 144 | A        | Indiana St.    | 38       | 58  |                |                |                 |    |

Non-Div I Games: Ind.-East

66 46

Northern Ky.

■ Loss, ■ Non-Conf, S Site, H Home A Away N Neutral

## Northwestern

Through Games Of Dec. 23, 2016

|                   |          |           |                |            |             |               |      |      |       |           |
|-------------------|----------|-----------|----------------|------------|-------------|---------------|------|------|-------|-----------|
| Average RPI Win:  | 163      | WON-LOST  | WINNING        | LAST 10    | STRENGTH OF | OPP. STRENGTH | TEAM | ADJ. | CONF. | ADJ CONF. |
| Average RPI Loss: | 44       | RECORD    | PCT. RANK      | GAMES      | SCHEDULE    | OF SCHEDULE   | RPI  | RPI  | RPI   | RPI       |
| DIV. I ONLY       | 11- 2    | 26        | 8- 2           | 167        | 75          | 45            | 45   | 5    | 5     |           |
| DIV. I NON-CONF.  | 11- 2    | 26        | 10- 2          | 167        | 75          | 45            | 45   | 5    | 5     |           |
| TOTALS            | RPI 1-25 | RPI 26-50 | W-L RECORDS    | RPI 51-100 | RPI 101-150 | RPI 150+      |      |      |       |           |
| 11- 2             | 0- 1     | 0- 0      | OVERALL        | 5- 1       | 1- 0        | 5- 0          |      |      |       |           |
| 9- 0              | 0- 0     | 0- 0      | HOME           | 4- 0       | 0- 0        | 5- 0          |      |      |       |           |
| 2- 2              | 0- 1     | 0- 0      | AWAY           | 1- 1       | 1- 0        | 0- 0          |      |      |       |           |
| 0- 0              | 0- 0     | 0- 0      | NEUTRAL        | 0- 0       | 0- 0        | 0- 0          |      |      |       |           |
| 11- 2             | 0- 1     | 0- 0      | NON-CONFERENCE | 5- 1       | 1- 0        | 5- 0          |      |      |       |           |
| 9- 0              | 0- 0     | 0- 0      | HOME           | 4- 0       | 0- 0        | 5- 0          |      |      |       |           |
| 2- 2              | 0- 1     | 0- 0      | AWAY           | 1- 1       | 1- 0        | 0- 0          |      |      |       |           |
| 0- 0              | 0- 0     | 0- 0      | NEUTRAL        | 0- 0       | 0- 0        | 0- 0          |      |      |       |           |
| 0- 0              | 0- 0     | 0- 0      | CONFERENCE     | 0- 0       | 0- 0        | 0- 0          |      |      |       |           |
| 0- 0              | 0- 0     | 0- 0      | HOME           | 0- 0       | 0- 0        | 0- 0          |      |      |       |           |
| 0- 0              | 0- 0     | 0- 0      | AWAY           | 0- 0       | 0- 0        | 0- 0          |      |      |       |           |
| 0- 0              | 0- 0     | 0- 0      | NEUTRAL        | 0- 0       | 0- 0        | 0- 0          |      |      |       |           |

| RPI 1-25                  |   |              |       | RPI 26-50 |   | Team's RPI: 45 |       | RPI 51-100 |   |              |       | RPI 101+ |   |              |       |
|---------------------------|---|--------------|-------|-----------|---|----------------|-------|------------|---|--------------|-------|----------|---|--------------|-------|
| RPI                       | S | Opponent     | Score | RPI       | S | Opponent       | Score | RPI        | S | Opponent     | Score | RPI      | S | Opponent     | Score |
| 19                        | A | DePaul       | 66 89 |           |   |                |       | 58         | H | Florida      | 73 68 | 145      | A | Milwaukee    | 65 63 |
|                           |   |              |       |           |   |                |       | 68         | A | Gonzaga      | 56 67 | 159      | H | Missouri St. | 75 52 |
|                           |   |              |       |           |   |                |       | 73         | H | Oral Roberts | 64 55 | 215      | H | UT Martin    | 82 59 |
|                           |   |              |       |           |   |                |       | 85         | H | Virginia     | 69 60 | 267      | H | Evansville   | 88 66 |
|                           |   |              |       |           |   |                |       | 87         | A | Santa Clara  | 87 75 | 292      | H | Ill.-Chicago | 88 44 |
|                           |   |              |       |           |   |                |       | 98         | H | Hampton      | 67 48 | 313      | H | Chicago St.  | 75 42 |
| LAST 12 Division I GAMES: |   |              |       |           |   |                |       |            |   |              |       |          |   |              |       |
| 215                       | H | UT Martin    | 82 59 | 85        | H | Virginia       | 69 60 |            |   |              |       |          |   |              |       |
| 68                        | A | Gonzaga      | 56 67 | 267       | H | Evansville     | 88 66 |            |   |              |       |          |   |              |       |
| 87                        | A | Santa Clara  | 87 75 | 58        | H | Florida        | 73 68 |            |   |              |       |          |   |              |       |
| 292                       | H | Ill.-Chicago | 88 44 | 19        | A | DePaul         | 66 89 |            |   |              |       |          |   |              |       |
| 145                       | A | Milwaukee    | 65 63 | 159       | H | Missouri St.   | 75 52 |            |   |              |       |          |   |              |       |
| 313                       | H | Chicago St.  | 75 42 | 73        | H | Oral Roberts   | 64 55 |            |   |              |       |          |   |              |       |

Non-Div I Games:

Northwestern

■ Loss, 
 ■ Non-Conf, S Site, 
 ■ Home 
 ■ Away 
 N Neutral

|                   |          |           |                |            |             |               |      |      |       |           |
|-------------------|----------|-----------|----------------|------------|-------------|---------------|------|------|-------|-----------|
| Average RPI Win:  | 337      | WON-LOST  | WINNING        | LAST 10    | STRENGTH OF | OPP. STRENGTH | TEAM | ADJ. | CONF. | ADJ CONF. |
| Average RPI Loss: | 148      | RECORD    | PCT. RANK      | GAMES      | SCHEDULE    | OF SCHEDULE   | RPI  | RPI  | RPI   | RPI       |
| DIV. I ONLY       | 2- 4     | 233       | 2- 4           | 307        | 260         | 326           | 326  | 28   | 28    |           |
| DIV. I NON-CONF.  | 2- 4     | 231       | 2- 4           | 307        | 259         | 326           | 326  | 28   | 28    |           |
| TOTALS            | RPI 1-25 | RPI 26-50 | W-L RECORDS    | RPI 51-100 | RPI 101-150 | RPI 150+      |      |      |       |           |
| 2- 4              | 0- 0     | 0- 0      | OVERALL        | 0- 2       | 0- 0        | 2- 2          |      |      |       |           |
| 2- 1              | 0- 0     | 0- 0      | HOME           | 0- 0       | 0- 0        | 2- 1          |      |      |       |           |
| 0- 3              | 0- 0     | 0- 0      | AWAY           | 0- 2       | 0- 0        | 0- 1          |      |      |       |           |
| 0- 0              | 0- 0     | 0- 0      | NEUTRAL        | 0- 0       | 0- 0        | 0- 0          |      |      |       |           |
| 2- 4              | 0- 0     | 0- 0      | NON-CONFERENCE | 0- 2       | 0- 0        | 2- 2          |      |      |       |           |
| 2- 1              | 0- 0     | 0- 0      | HOME           | 0- 0       | 0- 0        | 2- 1          |      |      |       |           |
| 0- 3              | 0- 0     | 0- 0      | AWAY           | 0- 2       | 0- 0        | 0- 1          |      |      |       |           |
| 0- 0              | 0- 0     | 0- 0      | NEUTRAL        | 0- 0       | 0- 0        | 0- 0          |      |      |       |           |
| 0- 0              | 0- 0     | 0- 0      | CONFERENCE     | 0- 0       | 0- 0        | 0- 0          |      |      |       |           |
| 0- 0              | 0- 0     | 0- 0      | HOME           | 0- 0       | 0- 0        | 0- 0          |      |      |       |           |
| 0- 0              | 0- 0     | 0- 0      | AWAY           | 0- 0       | 0- 0        | 0- 0          |      |      |       |           |
| 0- 0              | 0- 0     | 0- 0      | NEUTRAL        | 0- 0       | 0- 0        | 0- 0          |      |      |       |           |

| RPI 1-25                  |   |          |       | RPI 26-50 |   |                  |       | RPI 51-100 |   |          |       | RPI 101+ |     |             |                  | Team's RPI: 326 |    |
|---------------------------|---|----------|-------|-----------|---|------------------|-------|------------|---|----------|-------|----------|-----|-------------|------------------|-----------------|----|
| RPI                       | S | Opponent | Score | RPI       | S | Opponent         | Score | RPI        | S | Opponent | Score | RPI      | S   | Opponent    | Score            |                 |    |
|                           |   |          |       |           |   |                  |       | 80         | A | Texas    | 39    | 86       | 200 | H           | Mississippi Val. | 64              | 68 |
|                           |   |          |       |           |   |                  |       | 91         | A | Arkansas | 36    | 65       | 219 | A           | Memphis          | 38              | 54 |
|                           |   |          |       |           |   |                  |       |            |   |          |       | 330      | H   | Jackson St. | 83               | 65              |    |
|                           |   |          |       |           |   |                  |       |            |   |          |       | 344      | H   | La.-Monroe  | 67               | 65              |    |
| LAST 12 Division I GAMES: |   |          |       |           |   |                  |       |            |   |          |       |          |     |             |                  |                 |    |
|                           |   |          |       | 91        | A | Arkansas         | 36    | 65         |   |          |       |          |     |             |                  |                 |    |
|                           |   |          |       | 330       | H | Jackson St.      | 83    | 65         |   |          |       |          |     |             |                  |                 |    |
|                           |   |          |       | 344       | H | La.-Monroe       | 67    | 65         |   |          |       |          |     |             |                  |                 |    |
|                           |   |          |       | 219       | A | Memphis          | 38    | 54         |   |          |       |          |     |             |                  |                 |    |
|                           |   |          |       | 200       | H | Mississippi Val. | 64    | 68         |   |          |       |          |     |             |                  |                 |    |
|                           |   |          |       | 80        | A | Texas            | 39    | 86         |   |          |       |          |     |             |                  |                 |    |

Non-Div I Games: LeTourneau 80 68 Louisiana Col. 113 65 LSU-Alexandria 97 76 Central Baptist 93 42 Northwestern St.



|                   |          |           |                |            |             |               |      |      |       |           |
|-------------------|----------|-----------|----------------|------------|-------------|---------------|------|------|-------|-----------|
| Average RPI Win:  | 104      | WON-LOST  | WINNING        | LAST 10    | STRENGTH OF | OPP. STRENGTH | TEAM | ADJ. | CONF. | ADJ CONF. |
| Average RPI Loss: | 1        | RECORD    | PCT. RANK      | GAMES      | SCHEDULE    | OF SCHEDULE   | RPI  | RPI  | RPI   | RPI       |
| DIV. I ONLY       | 11- 1    | 11        | 9- 1           | 1          | 85          | 2             | 2    | 3    | 3     |           |
| DIV. I NON-CONF.  | 11- 1    | 11        | 11- 1          | 1          | 86          | 2             | 2    | 3    | 3     |           |
| TOTALS            | RPI 1-25 | RPI 26-50 | W-L RECORDS    | RPI 51-100 | RPI 101-150 | RPI 150+      |      |      |       |           |
| 11- 1             | 3- 1     | 2- 0      | OVERALL        | 1- 0       | 1- 0        | 4- 0          |      |      |       |           |
| 6- 1              | 2- 1     | 0- 0      | HOME           | 1- 0       | 0- 0        | 3- 0          |      |      |       |           |
| 4- 0              | 1- 0     | 2- 0      | AWAY           | 0- 0       | 1- 0        | 0- 0          |      |      |       |           |
| 1- 0              | 0- 0     | 0- 0      | NEUTRAL        | 0- 0       | 0- 0        | 1- 0          |      |      |       |           |
| 11- 1             | 3- 1     | 2- 0      | NON-CONFERENCE | 1- 0       | 1- 0        | 4- 0          |      |      |       |           |
| 6- 1              | 2- 1     | 0- 0      | HOME           | 1- 0       | 0- 0        | 3- 0          |      |      |       |           |
| 4- 0              | 1- 0     | 2- 0      | AWAY           | 0- 0       | 1- 0        | 0- 0          |      |      |       |           |
| 1- 0              | 0- 0     | 0- 0      | NEUTRAL        | 0- 0       | 0- 0        | 1- 0          |      |      |       |           |
| 0- 0              | 0- 0     | 0- 0      | CONFERENCE     | 0- 0       | 0- 0        | 0- 0          |      |      |       |           |
| 0- 0              | 0- 0     | 0- 0      | HOME           | 0- 0       | 0- 0        | 0- 0          |      |      |       |           |
| 0- 0              | 0- 0     | 0- 0      | AWAY           | 0- 0       | 0- 0        | 0- 0          |      |      |       |           |
| 0- 0              | 0- 0     | 0- 0      | NEUTRAL        | 0- 0       | 0- 0        | 0- 0          |      |      |       |           |

| RPI S                     | Opponent        | Score  | RPI S | Opponent       | Score  | RPI S | Opponent  | Score | RPI S | Opponent        | Score  |
|---------------------------|-----------------|--------|-------|----------------|--------|-------|-----------|-------|-------|-----------------|--------|
| 1                         | H UConn         | 61 72  | 31    | A Michigan St. | 79 61  | 97    | H Fordham | 67 36 | 107   | A Toledo        | 85 68  |
| 10                        | H Green Bay     | 71 67  | 49    | A Iowa         | 73 58  |       |           |       | 151   | H TCU           | 92 59  |
| 12                        | H Washington    | 71 60  |       |                |        |       |           |       | 176   | N Louisiana     | 91 51  |
| 19                        | A DePaul        | 75 61  |       |                |        |       |           |       | 178   | H Central Mich. | 107 47 |
|                           |                 |        |       |                |        |       |           |       | 309   | H Valparaiso    | 114 54 |
| LAST 12 Division I GAMES: |                 |        |       |                |        |       |           |       |       |                 |        |
| 151                       | H TCU           | 92 59  | 31    | A Michigan St. | 79 61  |       |           |       |       |                 |        |
| 176                       | N Louisiana     | 91 51  | 107   | A Toledo       | 85 68  |       |           |       |       |                 |        |
| 12                        | H Washington    | 71 60  | 19    | A DePaul       | 75 61  |       |           |       |       |                 |        |
| 10                        | H Green Bay     | 71 67  | 1     | H UConn        | 61 72  |       |           |       |       |                 |        |
| 97                        | H Fordham       | 67 36  | 309   | H Valparaiso   | 114 54 |       |           |       |       |                 |        |
| 178                       | H Central Mich. | 107 47 | 49    | A Iowa         | 73 58  |       |           |       |       |                 |        |

Non-Div I Games:

Notre Dame

|                   |          |           |                |            |             |               |      |      |       |           |
|-------------------|----------|-----------|----------------|------------|-------------|---------------|------|------|-------|-----------|
| Average RPI Win:  | 319      | WON-LOST  | WINNING        | LAST 10    | STRENGTH OF | OPP. STRENGTH | TEAM | ADJ. | CONF. | ADJ CONF. |
| Average RPI Loss: | 109      | RECORD    | PCT. RANK      | GAMES      | SCHEDULE    | OF SCHEDULE   | RPI  | RPI  | RPI   | RPI       |
| DIV. I ONLY       | 4- 5     | 197       | 4- 4           | 259        | 209         | 205           | 205  | 20   | 20    |           |
| DIV. I NON-CONF.  | 4- 5     | 198       | 4- 5           | 260        | 209         | 206           | 206  | 20   | 20    |           |
| TOTALS            | RPI 1-25 | RPI 26-50 | W-L RECORDS    | RPI 51-100 | RPI 101-150 | RPI 150+      |      |      |       |           |
| 4- 5              | 0- 1     | 0- 1      | OVERALL        | 0- 1       | 0- 0        | 4- 2          |      |      |       |           |
| 2- 1              | 0- 0     | 0- 0      | HOME           | 0- 0       | 0- 0        | 2- 1          |      |      |       |           |
| 2- 4              | 0- 1     | 0- 1      | AWAY           | 0- 1       | 0- 0        | 2- 1          |      |      |       |           |
| 0- 0              | 0- 0     | 0- 0      | NEUTRAL        | 0- 0       | 0- 0        | 0- 0          |      |      |       |           |
| 4- 5              | 0- 1     | 0- 1      | NON-CONFERENCE | 0- 1       | 0- 0        | 4- 2          |      |      |       |           |
| 2- 1              | 0- 0     | 0- 0      | HOME           | 0- 0       | 0- 0        | 2- 1          |      |      |       |           |
| 2- 4              | 0- 1     | 0- 1      | AWAY           | 0- 1       | 0- 0        | 2- 1          |      |      |       |           |
| 0- 0              | 0- 0     | 0- 0      | NEUTRAL        | 0- 0       | 0- 0        | 0- 0          |      |      |       |           |
| 0- 0              | 0- 0     | 0- 0      | CONFERENCE     | 0- 0       | 0- 0        | 0- 0          |      |      |       |           |
| 0- 0              | 0- 0     | 0- 0      | HOME           | 0- 0       | 0- 0        | 0- 0          |      |      |       |           |
| 0- 0              | 0- 0     | 0- 0      | AWAY           | 0- 0       | 0- 0        | 0- 0          |      |      |       |           |
| 0- 0              | 0- 0     | 0- 0      | NEUTRAL        | 0- 0       | 0- 0        | 0- 0          |      |      |       |           |

| RPI 1-25                  |   |          |        | RPI 26-50 |   |               |        | RPI 51-100 |   |                  |       | RPI 101+ |   |                  |       | Team's RPI: 205 |  |
|---------------------------|---|----------|--------|-----------|---|---------------|--------|------------|---|------------------|-------|----------|---|------------------|-------|-----------------|--|
| RPI                       | S | Opponent | Score  | RPI       | S | Opponent      | Score  | RPI        | S | Opponent         | Score | RPI      | S | Opponent         | Score |                 |  |
| 25                        | A | Michigan | 63 101 | 31        | A | Michigan St.  | 74 81  | 70         | A | Indiana          | 59 84 | 178      | A | Central Mich.    | 67 70 |                 |  |
|                           |   |          |        |           |   |               |        |            |   |                  |       | 242      | H | Ball St.         | 59 66 |                 |  |
|                           |   |          |        |           |   |               |        |            |   |                  |       | 302      | H | Vermont          | 79 55 |                 |  |
|                           |   |          |        |           |   |               |        |            |   |                  |       | 313      | A | Chicago St.      | 80 60 |                 |  |
|                           |   |          |        |           |   |               |        |            |   |                  |       | 329      | H | North Dakota St. | 95 66 |                 |  |
|                           |   |          |        |           |   |               |        |            |   |                  |       | 331      | A | Fort Wayne       | 82 61 |                 |  |
| LAST 12 Division I GAMES: |   |          |        |           |   |               |        |            |   |                  |       |          |   |                  |       |                 |  |
|                           |   |          |        | 178       | A | Central Mich. | 67 70  | 302        | H | Vermont          | 79 55 |          |   |                  |       |                 |  |
|                           |   |          |        | 331       | A | Fort Wayne    | 82 61  | 70         | A | Indiana          | 59 84 |          |   |                  |       |                 |  |
|                           |   |          |        | 25        | A | Michigan      | 63 101 | 242        | H | Ball St.         | 59 66 |          |   |                  |       |                 |  |
|                           |   |          |        |           |   |               |        | 329        | H | North Dakota St. | 95 66 |          |   |                  |       |                 |  |
|                           |   |          |        |           |   |               |        | 31         | A | Michigan St.     | 74 81 |          |   |                  |       |                 |  |
|                           |   |          |        |           |   |               |        | 313        | A | Chicago St.      | 80 60 |          |   |                  |       |                 |  |

Non-Div I Games: Concordia (MI) 99 32 Marygrove 126 31

Oakland

|                   |          |           |                |            |             |               |      |      |       |           |
|-------------------|----------|-----------|----------------|------------|-------------|---------------|------|------|-------|-----------|
| Average RPI Win:  | 195      | WON-LOST  | WINNING        | LAST 10    | STRENGTH OF | OPP. STRENGTH | TEAM | ADJ. | CONF. | ADJ CONF. |
| Average RPI Loss: | 25       | RECORD    | PCT. RANK      | GAMES      | SCHEDULE    | OF SCHEDULE   | RPI  | RPI  | RPI   | RPI       |
| DIV. I ONLY       | 9- 1     | 21        | 9- 1           | 258        | 39          | 60            | 60   | 9    | 9     |           |
| DIV. I NON-CONF.  | 9- 1     | 21        | 9- 1           | 259        | 39          | 61            | 61   | 9    | 9     |           |
| TOTALS            | RPI 1-25 | RPI 26-50 | W-L RECORDS    | RPI 51-100 | RPI 101-150 | RPI 150+      |      |      |       |           |
| 9- 1              | 0- 1     | 0- 0      | OVERALL        | 2- 0       | 1- 0        | 6- 0          |      |      |       |           |
| 6- 0              | 0- 0     | 0- 0      | HOME           | 1- 0       | 0- 0        | 5- 0          |      |      |       |           |
| 3- 1              | 0- 1     | 0- 0      | AWAY           | 1- 0       | 1- 0        | 1- 0          |      |      |       |           |
| 0- 0              | 0- 0     | 0- 0      | NEUTRAL        | 0- 0       | 0- 0        | 0- 0          |      |      |       |           |
| 9- 1              | 0- 1     | 0- 0      | NON-CONFERENCE | 2- 0       | 1- 0        | 6- 0          |      |      |       |           |
| 6- 0              | 0- 0     | 0- 0      | HOME           | 1- 0       | 0- 0        | 5- 0          |      |      |       |           |
| 3- 1              | 0- 1     | 0- 0      | AWAY           | 1- 0       | 1- 0        | 1- 0          |      |      |       |           |
| 0- 0              | 0- 0     | 0- 0      | NEUTRAL        | 0- 0       | 0- 0        | 0- 0          |      |      |       |           |
| 0- 0              | 0- 0     | 0- 0      | CONFERENCE     | 0- 0       | 0- 0        | 0- 0          |      |      |       |           |
| 0- 0              | 0- 0     | 0- 0      | HOME           | 0- 0       | 0- 0        | 0- 0          |      |      |       |           |
| 0- 0              | 0- 0     | 0- 0      | AWAY           | 0- 0       | 0- 0        | 0- 0          |      |      |       |           |
| 0- 0              | 0- 0     | 0- 0      | NEUTRAL        | 0- 0       | 0- 0        | 0- 0          |      |      |       |           |

| RPI 1-25                  |   |            |       | RPI 26-50 |   |          |       | RPI 51-100 |   |              |       | RPI 101+ |   |              |       |
|---------------------------|---|------------|-------|-----------|---|----------|-------|------------|---|--------------|-------|----------|---|--------------|-------|
| RPI                       | S | Opponent   | Score | RPI       | S | Opponent | Score | RPI        | S | Opponent     | Score | RPI      | S | Opponent     | Score |
| 25                        | A | Michigan   | 46 69 |           |   |          |       | 65         | H | Duquesne     | 64 46 | 103      | A | Middle Tenn. | 73 52 |
|                           |   |            |       |           |   |          |       | 88         | A | IUPUI        | 71 65 | 191      | H | Binghamton   | 63 55 |
|                           |   |            |       |           |   |          |       |            |   |              |       | 215      | H | UT Martin    | 72 55 |
|                           |   |            |       |           |   |          |       |            |   |              |       | 222      | H | Illinois     | 80 68 |
|                           |   |            |       |           |   |          |       |            |   |              |       | 272      | H | Northern Ky. | 58 41 |
|                           |   |            |       |           |   |          |       |            |   |              |       | 283      | H | Murray St.   | 79 70 |
|                           |   |            |       |           |   |          |       |            |   |              |       | 317      | A | High Point   | 76 48 |
| LAST 12 Division I GAMES: |   |            |       |           |   |          |       |            |   |              |       |          |   |              |       |
| 222                       | H | Illinois   | 80 68 | 88        | A | IUPUI    | 71 65 | 65         | H | Duquesne     | 64 46 |          |   |              |       |
| 191                       | H | Binghamton | 63 55 |           |   |          |       | 103        | A | Middle Tenn. | 73 52 |          |   |              |       |
| 25                        | A | Michigan   | 46 69 |           |   |          |       | 283        | H | Murray St.   | 79 70 |          |   |              |       |
| 317                       | A | High Point | 76 48 |           |   |          |       | 272        | H | Northern Ky. | 58 41 |          |   |              |       |
|                           |   |            |       |           |   |          |       | 215        | H | UT Martin    | 72 55 |          |   |              |       |

Non-Div I Games:

Ohio

|                   |          |           |                |            |             |               |      |      |       |           |
|-------------------|----------|-----------|----------------|------------|-------------|---------------|------|------|-------|-----------|
| Average RPI Win:  | 210      | WON-LOST  | WINNING        | LAST 10    | STRENGTH OF | OPP. STRENGTH | TEAM | ADJ. | CONF. | ADJ CONF. |
| Average RPI Loss: | 14       | RECORD    | PCT. RANK      | GAMES      | SCHEDULE    | OF SCHEDULE   | RPI  | RPI  | RPI   | RPI       |
| DIV. I ONLY       | 10- 4    | 87        | 7- 3           | 155        | 34          | 114           | 114  | 5    | 5     |           |
| DIV. I NON-CONF.  | 10- 4    | 85        | 9- 3           | 155        | 34          | 111           | 111  | 5    | 5     |           |
| TOTALS            | RPI 1-25 | RPI 26-50 | W-L RECORDS    | RPI 51-100 | RPI 101-150 | RPI 150+      |      |      |       |           |
| 10- 4             | 0- 3     | 0- 1      | OVERALL        | 1- 0       | 1- 0        | 8- 0          |      |      |       |           |
| 8- 2              | 0- 2     | 0- 0      | HOME           | 1- 0       | 0- 0        | 7- 0          |      |      |       |           |
| 0- 1              | 0- 1     | 0- 0      | AWAY           | 0- 0       | 0- 0        | 0- 0          |      |      |       |           |
| 2- 1              | 0- 0     | 0- 1      | NEUTRAL        | 0- 0       | 1- 0        | 1- 0          |      |      |       |           |
| 10- 4             | 0- 3     | 0- 1      | NON-CONFERENCE | 1- 0       | 1- 0        | 8- 0          |      |      |       |           |
| 8- 2              | 0- 2     | 0- 0      | HOME           | 1- 0       | 0- 0        | 7- 0          |      |      |       |           |
| 0- 1              | 0- 1     | 0- 0      | AWAY           | 0- 0       | 0- 0        | 0- 0          |      |      |       |           |
| 2- 1              | 0- 0     | 0- 1      | NEUTRAL        | 0- 0       | 1- 0        | 1- 0          |      |      |       |           |
| 0- 0              | 0- 0     | 0- 0      | CONFERENCE     | 0- 0       | 0- 0        | 0- 0          |      |      |       |           |
| 0- 0              | 0- 0     | 0- 0      | HOME           | 0- 0       | 0- 0        | 0- 0          |      |      |       |           |
| 0- 0              | 0- 0     | 0- 0      | AWAY           | 0- 0       | 0- 0        | 0- 0          |      |      |       |           |
| 0- 0              | 0- 0     | 0- 0      | NEUTRAL        | 0- 0       | 0- 0        | 0- 0          |      |      |       |           |

| RPI 1-25                  |   |                |        | RPI 26-50 |   |              |        | RPI 51-100 |   |          |       | RPI 101+ Team's RPI: 114 |   |               |        |
|---------------------------|---|----------------|--------|-----------|---|--------------|--------|------------|---|----------|-------|--------------------------|---|---------------|--------|
| RPI                       | S | Opponent       | Score  | RPI       | S | Opponent     | Score  | RPI        | S | Opponent | Score | RPI                      | S | Opponent      | Score  |
| 1                         | A | UConn          | 63 82  | 32        | N | Baylor       | 68 85  | 65         | H | Duquesne | 89 69 | 102                      | N | Syracuse      | 77 72  |
| 3                         | H | South Carolina | 80 92  |           |   |              |        |            |   |          |       | 157                      | H | Cleveland St. | 96 78  |
| 18                        | H | Miami (FL)     | 89 94  |           |   |              |        |            |   |          |       | 184                      | N | FGCU          | 79 66  |
|                           |   |                |        |           |   |              |        |            |   |          |       | 212                      | H | Southern U.   | 108 73 |
|                           |   |                |        |           |   |              |        |            |   |          |       | 214                      | H | Cincinnati    | 80 38  |
|                           |   |                |        |           |   |              |        |            |   |          |       | 263                      | H | Canisius      | 89 56  |
|                           |   |                |        |           |   |              |        |            |   |          |       | 265                      | H | Alabama St.   | 118 61 |
|                           |   |                |        |           |   |              |        |            |   |          |       | 311                      | H | Winthrop      | 88 48  |
|                           |   |                |        |           |   |              |        |            |   |          |       | 322                      | H | LIU Brooklyn  | 113 54 |
| LAST 12 Division I GAMES: |   |                |        |           |   |              |        |            |   |          |       |                          |   |               |        |
| 311                       | H | Winthrop       | 88 48  | 214       | H | Cincinnati   | 80 38  |            |   |          |       |                          |   |               |        |
| 1                         | A | UConn          | 63 82  | 18        | H | Miami (FL)   | 89 94  |            |   |          |       |                          |   |               |        |
| 265                       | H | Alabama St.    | 118 61 | 32        | N | Baylor       | 68 85  |            |   |          |       |                          |   |               |        |
| 263                       | H | Canisius       | 89 56  | 102       | N | Syracuse     | 77 72  |            |   |          |       |                          |   |               |        |
| 212                       | H | Southern U.    | 108 73 | 184       | N | FGCU         | 79 66  |            |   |          |       |                          |   |               |        |
| 157                       | H | Cleveland St.  | 96 78  | 322       | H | LIU Brooklyn | 113 54 |            |   |          |       |                          |   |               |        |

Non-Div I Games:

Ohio St.

|                      |          |          |           |         |                |               |             |      |          |           |
|----------------------|----------|----------|-----------|---------|----------------|---------------|-------------|------|----------|-----------|
| Average RPI Win: 134 |          | WON-LOST | WINNING   | LAST 10 | STRENGTH OF    | OPP. STRENGTH | TEAM        | ADJ. | CONF.    | ADJ CONF. |
| Average RPI Loss: 35 |          | RECORD   | PCT. RANK | GAMES   | SCHEDULE       | OF SCHEDULE   | RPI         | RPI  | RPI      | RPI       |
| DIV. I ONLY          |          | 9- 3     | 60        | 7- 3    | 18             | 97            | 21          | 21   | 4        | 4         |
| DIV. I NON-CONF.     |          | 9- 3     | 60        | 9- 3    | 18             | 98            | 21          | 21   | 4        | 4         |
| TOTALS               | RPI 1-25 |          | RPI 26-50 |         | W-L RECORDS    | RPI 51-100    | RPI 101-150 |      | RPI 150+ |           |
| 9- 3                 | 0- 2     |          | 1- 0      |         | OVERALL        | 2- 1          | 2- 0        |      | 4- 0     |           |
| 6- 1                 | 0- 0     |          | 1- 0      |         | HOME           | 1- 1          | 1- 0        |      | 3- 0     |           |
| 1- 1                 | 0- 1     |          | 0- 0      |         | AWAY           | 1- 0          | 0- 0        |      | 0- 0     |           |
| 2- 1                 | 0- 1     |          | 0- 0      |         | NEUTRAL        | 0- 0          | 1- 0        |      | 1- 0     |           |
| 9- 3                 | 0- 2     |          | 1- 0      |         | NON-CONFERENCE | 2- 1          | 2- 0        |      | 4- 0     |           |
| 6- 1                 | 0- 0     |          | 1- 0      |         | HOME           | 1- 1          | 1- 0        |      | 3- 0     |           |
| 1- 1                 | 0- 1     |          | 0- 0      |         | AWAY           | 1- 0          | 0- 0        |      | 0- 0     |           |
| 2- 1                 | 0- 1     |          | 0- 0      |         | NEUTRAL        | 0- 0          | 1- 0        |      | 1- 0     |           |
| 0- 0                 | 0- 0     |          | 0- 0      |         | CONFERENCE     | 0- 0          | 0- 0        |      | 0- 0     |           |
| 0- 0                 | 0- 0     |          | 0- 0      |         | HOME           | 0- 0          | 0- 0        |      | 0- 0     |           |
| 0- 0                 | 0- 0     |          | 0- 0      |         | AWAY           | 0- 0          | 0- 0        |      | 0- 0     |           |
| 0- 0                 | 0- 0     |          | 0- 0      |         | NEUTRAL        | 0- 0          | 0- 0        |      | 0- 0     |           |

| RPI 1-25                  |   |               |       | Team's RPI: 21 |     | RPI 26-50 |                  |       |    | RPI 51-100 |   |              |       | RPI 101+ |     |   |               |       |    |
|---------------------------|---|---------------|-------|----------------|-----|-----------|------------------|-------|----|------------|---|--------------|-------|----------|-----|---|---------------|-------|----|
| RPI                       | S | Opponent      | Score |                | RPI | S         | Opponent         | Score |    | RPI        | S | Opponent     | Score |          | RPI | S | Opponent      | Score |    |
| 8                         | A | Kentucky      | 68    | 82             | 44  | H         | South Dakota St. | 74    | 60 | 59         | A | BYU          | 68    | 61       | 117 | N | Xavier        | 81    | 69 |
| 23                        | N | California    | 74    | 82             |     |           |                  |       |    | 61         | H | Little Rock  | 68    | 58       | 126 | H | Colorado St.  | 70    | 55 |
|                           |   |               |       |                |     |           |                  |       |    | 73         | H | Oral Roberts | 67    | 74       | 153 | H | Southern Ill. | 80    | 48 |
|                           |   |               |       |                |     |           |                  |       |    |            |   |              |       |          | 185 | H | Tulsa         | 85    | 68 |
|                           |   |               |       |                |     |           |                  |       |    |            |   |              |       |          | 226 | H | UTRGV         | 92    | 59 |
|                           |   |               |       |                |     |           |                  |       |    |            |   |              |       |          | 235 | N | Portland St.  | 74    | 60 |
| LAST 12 Division I GAMES: |   |               |       |                |     |           |                  |       |    |            |   |              |       |          |     |   |               |       |    |
| 235                       | N | Portland St.  | 74    | 60             | 73  | H         | Oral Roberts     | 67    | 74 |            |   |              |       |          |     |   |               |       |    |
| 23                        | N | California    | 74    | 82             | 8   | A         | Kentucky         | 68    | 82 |            |   |              |       |          |     |   |               |       |    |
| 117                       | N | Xavier        | 81    | 69             | 126 | H         | Colorado St.     | 70    | 55 |            |   |              |       |          |     |   |               |       |    |
| 185                       | H | Tulsa         | 85    | 68             | 44  | H         | South Dakota St. | 74    | 60 |            |   |              |       |          |     |   |               |       |    |
| 226                       | H | UTRGV         | 92    | 59             | 59  | A         | BYU              | 68    | 61 |            |   |              |       |          |     |   |               |       |    |
| 153                       | H | Southern Ill. | 80    | 48             | 61  | H         | Little Rock      | 68    | 58 |            |   |              |       |          |     |   |               |       |    |

Non-Div I Games:

Oklahoma

■ Loss, 
■ Non-Conf, 
■ S Site, 
■ H Home 
■ A Away 
N Neutral

|                      |          |           |           |                |             |               |             |          |       |           |
|----------------------|----------|-----------|-----------|----------------|-------------|---------------|-------------|----------|-------|-----------|
| Average RPI Win: 137 |          | WON-LOST  | WINNING   | LAST 10        | STRENGTH OF | OPP. STRENGTH | TEAM        | ADJ.     | CONF. | ADJ CONF. |
| Average RPI Loss: 7  |          | RECORD    | PCT. RANK | GAMES          | SCHEDULE    | OF SCHEDULE   | RPI         | RPI      | RPI   | RPI       |
| DIV. I ONLY          |          | 10- 1     | 16        | 9- 1           | 58          | 47            | 13          | 13       | 4     | 4         |
| DIV. I NON-CONF.     |          | 10- 1     | 16        | 10- 1          | 59          | 47            | 13          | 13       | 4     | 4         |
| TOTALS               | RPI 1-25 | RPI 26-50 |           | W-L RECORDS    |             | RPI 51-100    | RPI 101-150 | RPI 150+ |       |           |
| 10- 1                | 0- 1     | 1- 0      |           | OVERALL        |             | 4- 0          | 2- 0        | 3- 0     |       |           |
| 7- 0                 | 0- 0     | 1- 0      |           | HOME           |             | 1- 0          | 2- 0        | 3- 0     |       |           |
| 1- 0                 | 0- 0     | 0- 0      |           | AWAY           |             | 1- 0          | 0- 0        | 0- 0     |       |           |
| 2- 1                 | 0- 1     | 0- 0      |           | NEUTRAL        |             | 2- 0          | 0- 0        | 0- 0     |       |           |
| 10- 1                | 0- 1     | 1- 0      |           | NON-CONFERENCE |             | 4- 0          | 2- 0        | 3- 0     |       |           |
| 7- 0                 | 0- 0     | 1- 0      |           | HOME           |             | 1- 0          | 2- 0        | 3- 0     |       |           |
| 1- 0                 | 0- 0     | 0- 0      |           | AWAY           |             | 1- 0          | 0- 0        | 0- 0     |       |           |
| 2- 1                 | 0- 1     | 0- 0      |           | NEUTRAL        |             | 2- 0          | 0- 0        | 0- 0     |       |           |
| 0- 0                 | 0- 0     | 0- 0      |           | CONFERENCE     |             | 0- 0          | 0- 0        | 0- 0     |       |           |
| 0- 0                 | 0- 0     | 0- 0      |           | HOME           |             | 0- 0          | 0- 0        | 0- 0     |       |           |
| 0- 0                 | 0- 0     | 0- 0      |           | AWAY           |             | 0- 0          | 0- 0        | 0- 0     |       |           |
| 0- 0                 | 0- 0     | 0- 0      |           | NEUTRAL        |             | 0- 0          | 0- 0        | 0- 0     |       |           |

| RPI 1-25                  |   |                |       | Team's RPI: 13 |   | RPI 26-50        |       |     |   | RPI 51-100     |       |     |   | RPI 101+         |       |  |  |
|---------------------------|---|----------------|-------|----------------|---|------------------|-------|-----|---|----------------|-------|-----|---|------------------|-------|--|--|
| RPI                       | S | Opponent       | Score | RPI            | S | Opponent         | Score | RPI | S | Opponent       | Score | RPI | S | Opponent         | Score |  |  |
| 7                         | N | Oregon St.     | 54 73 | 35             | H | UNI              | 81 57 | 76  | A | Washington St. | 79 72 | 125 | H | Rice             | 65 51 |  |  |
|                           |   |                |       |                |   |                  |       | 87  | N | Santa Clara    | 67 53 | 127 | H | Tennessee St.    | 86 48 |  |  |
|                           |   |                |       |                |   |                  |       | 89  | N | Long Beach St. | 63 57 | 226 | H | UTRGV            | 86 53 |  |  |
|                           |   |                |       |                |   |                  |       | 99  | H | Georgia        | 71 51 | 231 | H | Loyola Marymount | 66 58 |  |  |
|                           |   |                |       |                |   |                  |       |     |   |                |       | 277 | H | Arkansas St.     | 76 34 |  |  |
| LAST 12 Division I GAMES: |   |                |       |                |   |                  |       |     |   |                |       |     |   |                  |       |  |  |
| 7                         | N | Oregon St.     | 54 73 | 125            | H | Rice             | 65 51 |     |   |                |       |     |   |                  |       |  |  |
| 89                        | N | Long Beach St. | 63 57 | 35             | H | UNI              | 81 57 |     |   |                |       |     |   |                  |       |  |  |
| 87                        | N | Santa Clara    | 67 53 | 76             | A | Washington St.   | 79 72 |     |   |                |       |     |   |                  |       |  |  |
| 226                       | H | UTRGV          | 86 53 | 231            | H | Loyola Marymount | 66 58 |     |   |                |       |     |   |                  |       |  |  |
| 99                        | H | Georgia        | 71 51 | 127            | H | Tennessee St.    | 86 48 |     |   |                |       |     |   |                  |       |  |  |
|                           |   |                |       | 277            | H | Arkansas St.     | 76 34 |     |   |                |       |     |   |                  |       |  |  |

Non-Div I Games:

Oklahoma St.

■ Loss, ■ Non-Conf, S Site, H Home A Away N Neutral

|                   |          |           |                |            |             |               |      |      |       |           |
|-------------------|----------|-----------|----------------|------------|-------------|---------------|------|------|-------|-----------|
| Average RPI Win:  | 226      | WON-LOST  | WINNING        | LAST 10    | STRENGTH OF | OPP. STRENGTH | TEAM | ADJ. | CONF. | ADJ CONF. |
| Average RPI Loss: | 77       | RECORD    | PCT. RANK      | GAMES      | SCHEDULE    | OF SCHEDULE   | RPI  | RPI  | RPI   | RPI       |
| DIV. I ONLY       | 5- 5     | 160       | 5- 5           | 83         | 234         | 166           | 166  | 16   | 16    |           |
| DIV. I NON-CONF.  | 5- 5     | 161       | 5- 5           | 85         | 233         | 168           | 168  | 16   | 16    |           |
| TOTALS            | RPI 1-25 | RPI 26-50 | W-L RECORDS    | RPI 51-100 | RPI 101-150 | RPI 150+      |      |      |       |           |
| 5- 5              | 0- 1     | 0- 1      | OVERALL        | 1- 1       | 0- 2        | 4- 0          |      |      |       |           |
| 5- 1              | 0- 0     | 0- 0      | HOME           | 1- 0       | 0- 1        | 4- 0          |      |      |       |           |
| 0- 2              | 0- 1     | 0- 1      | AWAY           | 0- 0       | 0- 0        | 0- 0          |      |      |       |           |
| 0- 2              | 0- 0     | 0- 0      | NEUTRAL        | 0- 1       | 0- 1        | 0- 0          |      |      |       |           |
| 5- 5              | 0- 1     | 0- 1      | NON-CONFERENCE | 1- 1       | 0- 2        | 4- 0          |      |      |       |           |
| 5- 1              | 0- 0     | 0- 0      | HOME           | 1- 0       | 0- 1        | 4- 0          |      |      |       |           |
| 0- 2              | 0- 1     | 0- 1      | AWAY           | 0- 0       | 0- 0        | 0- 0          |      |      |       |           |
| 0- 2              | 0- 0     | 0- 0      | NEUTRAL        | 0- 1       | 0- 1        | 0- 0          |      |      |       |           |
| 0- 0              | 0- 0     | 0- 0      | CONFERENCE     | 0- 0       | 0- 0        | 0- 0          |      |      |       |           |
| 0- 0              | 0- 0     | 0- 0      | HOME           | 0- 0       | 0- 0        | 0- 0          |      |      |       |           |
| 0- 0              | 0- 0     | 0- 0      | AWAY           | 0- 0       | 0- 0        | 0- 0          |      |      |       |           |
| 0- 0              | 0- 0     | 0- 0      | NEUTRAL        | 0- 0       | 0- 0        | 0- 0          |      |      |       |           |

| RPI 1-25                  |   |            |       | RPI 26-50 |   |                |       | RPI 51-100 |   |          |       | RPI 101+ Team's RPI: 166 |   |                |       |
|---------------------------|---|------------|-------|-----------|---|----------------|-------|------------|---|----------|-------|--------------------------|---|----------------|-------|
| RPI                       | S | Opponent   | Score | RPI       | S | Opponent       | Score | RPI        | S | Opponent | Score | RPI                      | S | Opponent       | Score |
| 18                        | A | Miami (FL) | 56 66 | 28        | A | Duke           | 64 92 | 98         | H | Hampton  | 61 58 | 102                      | N | Syracuse       | 66 92 |
|                           |   |            |       |           |   |                |       | 100        | N | Dayton   | 69 77 | 135                      | H | William & Mary | 58 69 |
|                           |   |            |       |           |   |                |       |            |   |          |       | 167                      | H | VCU            | 70 60 |
|                           |   |            |       |           |   |                |       |            |   |          |       | 248                      | H | Norfolk St.    | 65 54 |
|                           |   |            |       |           |   |                |       |            |   |          |       | 275                      | H | Dartmouth      | 82 56 |
|                           |   |            |       |           |   |                |       |            |   |          |       | 342                      | H | N.C. Central   | 83 52 |
| LAST 12 Division I GAMES: |   |            |       |           |   |                |       |            |   |          |       |                          |   |                |       |
| 100                       | N | Dayton     | 69 77 | 342       | H | N.C. Central   | 83 52 | 28         | A | Duke     | 64 92 |                          |   |                |       |
| 102                       | N | Syracuse   | 66 92 | 135       | H | William & Mary | 58 69 |            |   |          |       |                          |   |                |       |
| 98                        | H | Hampton    | 61 58 | 248       | H | Norfolk St.    | 65 54 |            |   |          |       |                          |   |                |       |
| 167                       | H | VCU        | 70 60 |           |   |                |       |            |   |          |       |                          |   |                |       |
| 18                        | A | Miami (FL) | 56 66 |           |   |                |       |            |   |          |       |                          |   |                |       |
| 275                       | H | Dartmouth  | 82 56 |           |   |                |       |            |   |          |       |                          |   |                |       |

Non-Div I Games:

Old Dominion

|                   |          |           |                |            |             |               |      |      |       |           |
|-------------------|----------|-----------|----------------|------------|-------------|---------------|------|------|-------|-----------|
| Average RPI Win:  | 250      | WON-LOST  | WINNING        | LAST 10    | STRENGTH OF | OPP. STRENGTH | TEAM | ADJ. | CONF. | ADJ CONF. |
| Average RPI Loss: | 66       | RECORD    | PCT. RANK      | GAMES      | SCHEDULE    | OF SCHEDULE   | RPI  | RPI  | RPI   | RPI       |
| DIV. I ONLY       | 10- 2    | 27        | 8- 2           | 253        | 283         | 109           | 109  | 1    | 1     |           |
| DIV. I NON-CONF.  | 10- 2    | 27        | 10- 2          | 254        | 281         | 108           | 108  | 1    | 1     |           |
| TOTALS            | RPI 1-25 | RPI 26-50 | W-L RECORDS    | RPI 51-100 | RPI 101-150 | RPI 150+      |      |      |       |           |
| 10- 2             | 0- 0     | 1- 0      | OVERALL        | 0- 2       | 0- 0        | 9- 0          |      |      |       |           |
| 9- 0              | 0- 0     | 1- 0      | HOME           | 0- 0       | 0- 0        | 8- 0          |      |      |       |           |
| 0- 2              | 0- 0     | 0- 0      | AWAY           | 0- 2       | 0- 0        | 0- 0          |      |      |       |           |
| 1- 0              | 0- 0     | 0- 0      | NEUTRAL        | 0- 0       | 0- 0        | 1- 0          |      |      |       |           |
| 10- 2             | 0- 0     | 1- 0      | NON-CONFERENCE | 0- 2       | 0- 0        | 9- 0          |      |      |       |           |
| 9- 0              | 0- 0     | 1- 0      | HOME           | 0- 0       | 0- 0        | 8- 0          |      |      |       |           |
| 0- 2              | 0- 0     | 0- 0      | AWAY           | 0- 2       | 0- 0        | 0- 0          |      |      |       |           |
| 1- 0              | 0- 0     | 0- 0      | NEUTRAL        | 0- 0       | 0- 0        | 1- 0          |      |      |       |           |
| 0- 0              | 0- 0     | 0- 0      | CONFERENCE     | 0- 0       | 0- 0        | 0- 0          |      |      |       |           |
| 0- 0              | 0- 0     | 0- 0      | HOME           | 0- 0       | 0- 0        | 0- 0          |      |      |       |           |
| 0- 0              | 0- 0     | 0- 0      | AWAY           | 0- 0       | 0- 0        | 0- 0          |      |      |       |           |
| 0- 0              | 0- 0     | 0- 0      | NEUTRAL        | 0- 0       | 0- 0        | 0- 0          |      |      |       |           |

| RPI 1-25                  |   |          | RPI 26-50 |     |   | RPI 51-100    |       |     | RPI 101+ |                  |       | Team's RPI: 109              |
|---------------------------|---|----------|-----------|-----|---|---------------|-------|-----|----------|------------------|-------|------------------------------|
| RPI                       | S | Opponent | Score     | RPI | S | Opponent      | Score | RPI | S        | Opponent         | Score |                              |
|                           |   |          |           | 46  | H | Oregon        | 83 67 | 57  | A        | UNLV             | 57 64 | 167 H VCU 77 57              |
|                           |   |          |           |     |   |               |       | 74  | A        | West Virginia    | 61 66 | 175 N Wisconsin 69 44        |
|                           |   |          |           |     |   |               |       |     |          |                  |       | 243 H Jacksonville St. 68 50 |
|                           |   |          |           |     |   |               |       |     |          |                  |       | 285 H Lipscomb 76 49         |
|                           |   |          |           |     |   |               |       |     |          |                  |       | 289 H Austin Peay 66 38      |
|                           |   |          |           |     |   |               |       |     |          |                  |       | 307 H Southeastern La. 81 31 |
|                           |   |          |           |     |   |               |       |     |          |                  |       | 317 H High Point 73 62       |
|                           |   |          |           |     |   |               |       |     |          |                  |       | 330 H Jackson St. 89 41      |
|                           |   |          |           |     |   |               |       |     |          |                  |       | 344 H La.-Monroe 97 40       |
| LAST 12 Division I GAMES: |   |          |           |     |   |               |       |     |          |                  |       |                              |
|                           |   |          |           | 46  | H | Oregon        | 83 67 | 289 | H        | Austin Peay      | 66 38 |                              |
|                           |   |          |           | 344 | H | La.-Monroe    | 97 40 | 167 | H        | VCU              | 77 57 |                              |
|                           |   |          |           | 74  | A | West Virginia | 61 66 | 317 | H        | High Point       | 73 62 |                              |
|                           |   |          |           | 330 | H | Jackson St.   | 89 41 | 243 | H        | Jacksonville St. | 68 50 |                              |
|                           |   |          |           | 57  | A | UNLV          | 57 64 | 285 | H        | Lipscomb         | 76 49 |                              |
|                           |   |          |           | 175 | N | Wisconsin     | 69 44 | 307 | H        | Southeastern La. | 81 31 |                              |

Non-Div I Games:

Ole Miss



| Average RPI Win:  | 240      | WON-LOST  | WINNING        | LAST 10    | STRENGTH OF | OPP. STRENGTH | TEAM | ADJ. | CONF. | ADJ CONF. |
|-------------------|----------|-----------|----------------|------------|-------------|---------------|------|------|-------|-----------|
| Average RPI Loss: | 108      | RECORD    | PCT. RANK      | GAMES      | SCHEDULE    | OF SCHEDULE   | RPI  | RPI  | RPI   | RPI       |
| DIV. I ONLY       | 5- 6     | 183       | 1- 1           | 212        | 176         | 168           | 168  | 12   | 12    |           |
| DIV. I NON-CONF.  | 5- 6     | 187       | 1- 1           | 213        | 176         | 169           | 169  | 12   | 12    |           |
| TOTALS            | RPI 1-25 | RPI 26-50 | W-L RECORDS    | RPI 51-100 | RPI 101-150 | RPI 150+      |      |      |       |           |
| 5- 6              | 0- 1     | 0- 0      | OVERALL        | 0- 2       | 2- 2        | 3- 1          |      |      |       |           |
| 2- 1              | 0- 1     | 0- 0      | HOME           | 0- 0       | 2- 0        | 0- 0          |      |      |       |           |
| 2- 5              | 0- 0     | 0- 0      | AWAY           | 0- 2       | 0- 2        | 2- 1          |      |      |       |           |
| 1- 0              | 0- 0     | 0- 0      | NEUTRAL        | 0- 0       | 0- 0        | 1- 0          |      |      |       |           |
| 5- 6              | 0- 1     | 0- 0      | NON-CONFERENCE | 0- 2       | 2- 2        | 3- 1          |      |      |       |           |
| 2- 1              | 0- 1     | 0- 0      | HOME           | 0- 0       | 2- 0        | 0- 0          |      |      |       |           |
| 2- 5              | 0- 0     | 0- 0      | AWAY           | 0- 2       | 0- 2        | 2- 1          |      |      |       |           |
| 1- 0              | 0- 0     | 0- 0      | NEUTRAL        | 0- 0       | 0- 0        | 1- 0          |      |      |       |           |
| 0- 0              | 0- 0     | 0- 0      | CONFERENCE     | 0- 0       | 0- 0        | 0- 0          |      |      |       |           |
| 0- 0              | 0- 0     | 0- 0      | HOME           | 0- 0       | 0- 0        | 0- 0          |      |      |       |           |
| 0- 0              | 0- 0     | 0- 0      | AWAY           | 0- 0       | 0- 0        | 0- 0          |      |      |       |           |
| 0- 0              | 0- 0     | 0- 0      | NEUTRAL        | 0- 0       | 0- 0        | 0- 0          |      |      |       |           |

| RPI S                     | Opponent      | Score | RPI S | Opponent            | Score | RPI S | Opponent    | Score | RPI S | Opponent            | Score | Team's RPI: 168 |
|---------------------------|---------------|-------|-------|---------------------|-------|-------|-------------|-------|-------|---------------------|-------|-----------------|
| 20                        | H Kansas St.  | 57 70 |       |                     |       | 81    | A UCF       | 41 81 | 126   | A Colorado St.      | 42 69 |                 |
|                           |               |       |       |                     |       | 83    | A Creighton | 45 82 | 136   | A Nebraska          | 58 66 |                 |
|                           |               |       |       |                     |       |       |             |       | 144   | H Indiana St.       | 72 45 |                 |
|                           |               |       |       |                     |       |       |             |       | 150   | H Wofford           | 89 64 |                 |
|                           |               |       |       |                     |       |       |             |       | 202   | A Abilene Christian | 66 73 |                 |
|                           |               |       |       |                     |       |       |             |       | 274   | N North Texas       | 85 57 |                 |
|                           |               |       |       |                     |       |       |             |       | 284   | A UMKC              | 80 57 |                 |
|                           |               |       |       |                     |       |       |             |       | 347   | A Florida A&M       | 70 50 |                 |
| LAST 12 Division I GAMES: |               |       |       |                     |       |       |             |       |       |                     |       |                 |
| 81                        | A UCF         | 41 81 | 274   | N North Texas       | 85 57 |       |             |       |       |                     |       |                 |
| 347                       | A Florida A&M | 70 50 | 202   | A Abilene Christian | 66 73 |       |             |       |       |                     |       |                 |
| 284                       | A UMKC        | 80 57 | 144   | H Indiana St.       | 72 45 |       |             |       |       |                     |       |                 |
| 83                        | A Creighton   | 45 82 | 136   | A Nebraska          | 58 66 |       |             |       |       |                     |       |                 |
| 20                        | H Kansas St.  | 57 70 | 126   | A Colorado St.      | 42 69 |       |             |       |       |                     |       |                 |
| 150                       | H Wofford     | 89 64 |       |                     |       |       |             |       |       |                     |       |                 |

Non-Div I Games: Lincoln (MO) 98 49

Omaha

Loss, 
Non-Conf, S Site, 
H Home
A Away 
N Neutral

Oral Roberts

Through Games Of Dec. 23, 2016

|                   |          |           |                |            |             |               |      |      |       |           |
|-------------------|----------|-----------|----------------|------------|-------------|---------------|------|------|-------|-----------|
| Average RPI Win:  | 169      | WON-LOST  | WINNING        | LAST 10    | STRENGTH OF | OPP. STRENGTH | TEAM | ADJ. | CONF. | ADJ CONF. |
| Average RPI Loss: | 61       | RECORD    | PCT. RANK      | GAMES      | SCHEDULE    | OF SCHEDULE   | RPI  | RPI  | RPI   | RPI       |
| DIV. I ONLY       | 6- 5     | 147       | 5- 3           | 117        | 22          | 73            | 73   | 12   | 12    |           |
| DIV. I NON-CONF.  | 6- 5     | 148       | 6- 4           | 118        | 22          | 74            | 74   | 12   | 12    |           |
| TOTALS            | RPI 1-25 | RPI 26-50 | W-L RECORDS    | RPI 51-100 | RPI 101-150 | RPI 150+      |      |      |       |           |
| 6- 5              | 1- 0     | 0- 3      | OVERALL        | 1- 1       | 0- 1        | 4- 0          |      |      |       |           |
| 3- 0              | 0- 0     | 0- 0      | HOME           | 0- 0       | 0- 0        | 3- 0          |      |      |       |           |
| 3- 5              | 1- 0     | 0- 3      | AWAY           | 1- 1       | 0- 1        | 1- 0          |      |      |       |           |
| 0- 0              | 0- 0     | 0- 0      | NEUTRAL        | 0- 0       | 0- 0        | 0- 0          |      |      |       |           |
| 6- 5              | 1- 0     | 0- 3      | NON-CONFERENCE | 1- 1       | 0- 1        | 4- 0          |      |      |       |           |
| 3- 0              | 0- 0     | 0- 0      | HOME           | 0- 0       | 0- 0        | 3- 0          |      |      |       |           |
| 3- 5              | 1- 0     | 0- 3      | AWAY           | 1- 1       | 0- 1        | 1- 0          |      |      |       |           |
| 0- 0              | 0- 0     | 0- 0      | NEUTRAL        | 0- 0       | 0- 0        | 0- 0          |      |      |       |           |
| 0- 0              | 0- 0     | 0- 0      | CONFERENCE     | 0- 0       | 0- 0        | 0- 0          |      |      |       |           |
| 0- 0              | 0- 0     | 0- 0      | HOME           | 0- 0       | 0- 0        | 0- 0          |      |      |       |           |
| 0- 0              | 0- 0     | 0- 0      | AWAY           | 0- 0       | 0- 0        | 0- 0          |      |      |       |           |
| 0- 0              | 0- 0     | 0- 0      | NEUTRAL        | 0- 0       | 0- 0        | 0- 0          |      |      |       |           |

| RPI 1-25                  |   |          |       | RPI 26-50 |   |                 |       | RPI 51-100 |   |              |       | Team's RPI: 73 | RPI 101+ |   |                 |       |
|---------------------------|---|----------|-------|-----------|---|-----------------|-------|------------|---|--------------|-------|----------------|----------|---|-----------------|-------|
| RPI                       | S | Opponent | Score | RPI       | S | Opponent        | Score | RPI        | S | Opponent     | Score |                | RPI      | S | Opponent        | Score |
| 21                        | A | Oklahoma | 74 67 | 29        | A | Arizona St.     | 52 79 | 61         | A | Little Rock  | 50 56 |                | 119      | A | Kansas          | 56 64 |
|                           |   |          |       | 45        | A | Northwestern    | 55 64 | 91         | A | Arkansas     | 70 60 |                | 159      | H | Missouri St.    | 78 56 |
|                           |   |          |       | 49        | A | Iowa            | 76 96 |            |   |              |       |                | 185      | H | Tulsa           | 76 68 |
|                           |   |          |       |           |   |                 |       |            |   |              |       |                | 215      | H | UT Martin       | 82 53 |
|                           |   |          |       |           |   |                 |       |            |   |              |       |                | 341      | A | Houston Baptist | 75 65 |
| LAST 12 Division I GAMES: |   |          |       |           |   |                 |       |            |   |              |       |                |          |   |                 |       |
|                           |   |          |       | 159       | H | Missouri St.    | 78 56 | 91         | A | Arkansas     | 70 60 |                |          |   |                 |       |
|                           |   |          |       | 21        | A | Oklahoma        | 74 67 | 29         | A | Arizona St.  | 52 79 |                |          |   |                 |       |
|                           |   |          |       | 61        | A | Little Rock     | 50 56 | 215        | H | UT Martin    | 82 53 |                |          |   |                 |       |
|                           |   |          |       | 341       | A | Houston Baptist | 75 65 | 45         | A | Northwestern | 55 64 |                |          |   |                 |       |
|                           |   |          |       | 119       | A | Kansas          | 56 64 | 49         | A | Iowa         | 76 96 |                |          |   |                 |       |
|                           |   |          |       | 185       | H | Tulsa           | 76 68 |            |   |              |       |                |          |   |                 |       |

Non-Div I Games: Mid-Amer. Christian98 63 Okla. Sci. & Arts 67 35

Oral Roberts

Loss, Non-Conf, S Site, H Home A Away N Neutral

## Oregon

Through Games Of Dec. 23, 2016

|                   |          |           |                |            |             |               |      |      |       |           |
|-------------------|----------|-----------|----------------|------------|-------------|---------------|------|------|-------|-----------|
| Average RPI Win:  | 175      | WON-LOST  | WINNING        | LAST 10    | STRENGTH OF | OPP. STRENGTH | TEAM | ADJ. | CONF. | ADJ CONF. |
| Average RPI Loss: | 57       | RECORD    | PCT. RANK      | GAMES      | SCHEDULE    | OF SCHEDULE   | RPI  | RPI  | RPI   | RPI       |
| DIV. I ONLY       | 10- 2    | 27        | 8- 2           | 142        | 72          | 46            | 46   | 2    | 2     |           |
| DIV. I NON-CONF.  | 10- 2    | 27        | 10- 2          | 143        | 72          | 46            | 46   | 2    | 2     |           |
| TOTALS            | RPI 1-25 | RPI 26-50 | W-L RECORDS    | RPI 51-100 | RPI 101-150 | RPI 150+      |      |      |       |           |
| 10- 2             | 0- 1     | 1- 0      | OVERALL        | 2- 0       | 1- 1        | 6- 0          |      |      |       |           |
| 6- 0              | 0- 0     | 1- 0      | HOME           | 1- 0       | 1- 0        | 3- 0          |      |      |       |           |
| 2- 1              | 0- 0     | 0- 0      | AWAY           | 1- 0       | 0- 1        | 1- 0          |      |      |       |           |
| 2- 1              | 0- 1     | 0- 0      | NEUTRAL        | 0- 0       | 0- 0        | 2- 0          |      |      |       |           |
| 10- 2             | 0- 1     | 1- 0      | NON-CONFERENCE | 2- 0       | 1- 1        | 6- 0          |      |      |       |           |
| 6- 0              | 0- 0     | 1- 0      | HOME           | 1- 0       | 1- 0        | 3- 0          |      |      |       |           |
| 2- 1              | 0- 0     | 0- 0      | AWAY           | 1- 0       | 0- 1        | 1- 0          |      |      |       |           |
| 2- 1              | 0- 1     | 0- 0      | NEUTRAL        | 0- 0       | 0- 0        | 2- 0          |      |      |       |           |
| 0- 0              | 0- 0     | 0- 0      | CONFERENCE     | 0- 0       | 0- 0        | 0- 0          |      |      |       |           |
| 0- 0              | 0- 0     | 0- 0      | HOME           | 0- 0       | 0- 0        | 0- 0          |      |      |       |           |
| 0- 0              | 0- 0     | 0- 0      | AWAY           | 0- 0       | 0- 0        | 0- 0          |      |      |       |           |
| 0- 0              | 0- 0     | 0- 0      | NEUTRAL        | 0- 0       | 0- 0        | 0- 0          |      |      |       |           |

| RPI 1-25                  |   |                 | RPI 26-50 |     |   | Team's RPI: 46  | RPI 51-100 |     |   | RPI 101+         |       |                              |
|---------------------------|---|-----------------|-----------|-----|---|-----------------|------------|-----|---|------------------|-------|------------------------------|
| RPI                       | S | Opponent        | Score     | RPI | S | Opponent        | Score      | RPI | S | Opponent         | Score |                              |
| 5                         | N | Mississippi St. | 63 75     | 31  | H | Michigan St.    | 88 55      | 82  | A | Clemson          | 87 59 | 109 A Ole Miss 67 83         |
|                           |   |                 |           |     |   |                 |            | 92  | H | Idaho            | 73 70 | 110 H Lamar University 84 67 |
|                           |   |                 |           |     |   |                 |            |     |   |                  |       | 186 H Portland 81 41         |
|                           |   |                 |           |     |   |                 |            |     |   |                  |       | 229 N San Jose St. 91 62     |
|                           |   |                 |           |     |   |                 |            |     |   |                  |       | 235 N Portland St. 90 46     |
|                           |   |                 |           |     |   |                 |            |     |   |                  |       | 246 H UTSA 77 63             |
|                           |   |                 |           |     |   |                 |            |     |   |                  |       | 249 A Hawaii 86 49           |
|                           |   |                 |           |     |   |                 |            |     |   |                  |       | 286 H CSU Bakersfield 77 62  |
| LAST 12 Division I GAMES: |   |                 |           |     |   |                 |            |     |   |                  |       |                              |
| 186                       | H | Portland        | 81 41     | 92  | H | Idaho           | 73 70      | 235 | N | Portland St.     | 90 46 |                              |
| 229                       | N | San Jose St.    | 91 62     | 109 | A | Ole Miss        | 67 83      | 82  | A | Clemson          | 87 59 |                              |
| 249                       | A | Hawaii          | 86 49     | 286 | H | CSU Bakersfield | 77 62      | 110 | H | Lamar University | 84 67 |                              |
| 5                         | N | Mississippi St. | 63 75     |     |   |                 |            |     |   |                  |       |                              |
| 31                        | H | Michigan St.    | 88 55     |     |   |                 |            |     |   |                  |       |                              |
| 246                       | H | UTSA            | 77 63     |     |   |                 |            |     |   |                  |       |                              |

Non-Div I Games:

Oregon

■ Loss, 
 ■ Non-Conf, S Site, 
 ■ Home 
 ■ Away 
 N Neutral

|                   |          |           |                |            |             |               |      |      |       |           |
|-------------------|----------|-----------|----------------|------------|-------------|---------------|------|------|-------|-----------|
| Average RPI Win:  | 98       | WON-LOST  | WINNING        | LAST 10    | STRENGTH OF | OPP. STRENGTH | TEAM | ADJ. | CONF. | ADJ CONF. |
| Average RPI Loss: | 42       | RECORD    | PCT. RANK      | GAMES      | SCHEDULE    | OF SCHEDULE   | RPI  | RPI  | RPI   | RPI       |
| DIV. I ONLY       | 10- 1    | 16        | 9- 1           | 27         | 13          | 7             | 7    | 2    | 2     |           |
| DIV. I NON-CONF.  | 10- 1    | 16        | 10- 1          | 28         | 13          | 7             | 7    | 2    | 2     |           |
| TOTALS            | RPI 1-25 | RPI 26-50 | W-L RECORDS    | RPI 51-100 | RPI 101-150 | RPI 150+      |      |      |       |           |
| 10- 1             | 1- 0     | 0- 1      | OVERALL        | 5- 0       | 2- 0        | 2- 0          |      |      |       |           |
| 5- 1              | 0- 0     | 0- 1      | HOME           | 1- 0       | 2- 0        | 2- 0          |      |      |       |           |
| 0- 0              | 0- 0     | 0- 0      | AWAY           | 0- 0       | 0- 0        | 0- 0          |      |      |       |           |
| 5- 0              | 1- 0     | 0- 0      | NEUTRAL        | 4- 0       | 0- 0        | 0- 0          |      |      |       |           |
| 10- 1             | 1- 0     | 0- 1      | NON-CONFERENCE | 5- 0       | 2- 0        | 2- 0          |      |      |       |           |
| 5- 1              | 0- 0     | 0- 1      | HOME           | 1- 0       | 2- 0        | 2- 0          |      |      |       |           |
| 0- 0              | 0- 0     | 0- 0      | AWAY           | 0- 0       | 0- 0        | 0- 0          |      |      |       |           |
| 5- 0              | 1- 0     | 0- 0      | NEUTRAL        | 4- 0       | 0- 0        | 0- 0          |      |      |       |           |
| 0- 0              | 0- 0     | 0- 0      | CONFERENCE     | 0- 0       | 0- 0        | 0- 0          |      |      |       |           |
| 0- 0              | 0- 0     | 0- 0      | HOME           | 0- 0       | 0- 0        | 0- 0          |      |      |       |           |
| 0- 0              | 0- 0     | 0- 0      | AWAY           | 0- 0       | 0- 0        | 0- 0          |      |      |       |           |
| 0- 0              | 0- 0     | 0- 0      | NEUTRAL        | 0- 0       | 0- 0        | 0- 0          |      |      |       |           |

| RPI 1-25                  |   |               |       | RPI 26-50 |   |              |       | RPI 51-100 |   |                  |       | RPI 101+ |   |                  |       |
|---------------------------|---|---------------|-------|-----------|---|--------------|-------|------------|---|------------------|-------|----------|---|------------------|-------|
| RPI                       | S | Opponent      | Score | RPI       | S | Opponent     | Score | RPI        | S | Opponent         | Score | RPI      | S | Opponent         | Score |
| 13                        | N | Oklahoma St.  | 73 54 | 42        | H | Marquette    | 73 74 | 57         | N | UNLV             | 62 59 | 110      | H | Lamar University | 88 56 |
|                           |   |               |       |           |   |              |       | 59         | N | BYU              | 65 56 | 133      | H | Southern Utah    | 77 38 |
|                           |   |               |       |           |   |              |       | 69         | N | Quinnipiac       | 75 60 | 186      | H | Portland         | 62 45 |
|                           |   |               |       |           |   |              |       | 71         | H | UC Davis         | 93 52 | 187      | H | Idaho St.        | 61 38 |
|                           |   |               |       |           |   |              |       | 92         | N | Idaho            | 60 49 |          |   |                  |       |
| LAST 12 Division I GAMES: |   |               |       |           |   |              |       |            |   |                  |       |          |   |                  |       |
| 133                       | H | Southern Utah | 77 38 | 13        | N | Oklahoma St. | 73 54 | 69         | N | Quinnipiac       | 75 60 |          |   |                  |       |
| 59                        | N | BYU           | 65 56 | 57        | N | UNLV         | 62 59 | 71         | H | UC Davis         | 93 52 |          |   |                  |       |
| 92                        | N | Idaho         | 60 49 | 42        | H | Marquette    | 73 74 | 110        | H | Lamar University | 88 56 |          |   |                  |       |
| 186                       | H | Portland      | 62 45 | 187       | H | Idaho St.    | 61 38 |            |   |                  |       |          |   |                  |       |

Non-Div I Games:

Oregon St.

|                   |          |           |                |            |             |               |      |      |       |           |
|-------------------|----------|-----------|----------------|------------|-------------|---------------|------|------|-------|-----------|
| Average RPI Win:  | 258      | WON-LOST  | WINNING        | LAST 10    | STRENGTH OF | OPP. STRENGTH | TEAM | ADJ. | CONF. | ADJ CONF. |
| Average RPI Loss: | 86       | RECORD    | PCT. RANK      | GAMES      | SCHEDULE    | OF SCHEDULE   | RPI  | RPI  | RPI   | RPI       |
| DIV. I ONLY       | 2- 7     | 279       | 2- 6           | 94         | 106         | 232           | 232  | 10   | 10    |           |
| DIV. I NON-CONF.  | 2- 7     | 279       | 2- 7           | 96         | 108         | 233           | 233  | 10   | 10    |           |
| TOTALS            | RPI 1-25 | RPI 26-50 | W-L RECORDS    | RPI 51-100 | RPI 101-150 | RPI 150+      |      |      |       |           |
| 2- 7              | 0- 0     | 0- 2      | OVERALL        | 0- 2       | 0- 3        | 2- 0          |      |      |       |           |
| 1- 5              | 0- 0     | 0- 1      | HOME           | 0- 1       | 0- 3        | 1- 0          |      |      |       |           |
| 1- 2              | 0- 0     | 0- 1      | AWAY           | 0- 1       | 0- 0        | 1- 0          |      |      |       |           |
| 0- 0              | 0- 0     | 0- 0      | NEUTRAL        | 0- 0       | 0- 0        | 0- 0          |      |      |       |           |
| 2- 7              | 0- 0     | 0- 2      | NON-CONFERENCE | 0- 2       | 0- 3        | 2- 0          |      |      |       |           |
| 1- 5              | 0- 0     | 0- 1      | HOME           | 0- 1       | 0- 3        | 1- 0          |      |      |       |           |
| 1- 2              | 0- 0     | 0- 1      | AWAY           | 0- 1       | 0- 0        | 1- 0          |      |      |       |           |
| 0- 0              | 0- 0     | 0- 0      | NEUTRAL        | 0- 0       | 0- 0        | 0- 0          |      |      |       |           |
| 0- 0              | 0- 0     | 0- 0      | CONFERENCE     | 0- 0       | 0- 0        | 0- 0          |      |      |       |           |
| 0- 0              | 0- 0     | 0- 0      | HOME           | 0- 0       | 0- 0        | 0- 0          |      |      |       |           |
| 0- 0              | 0- 0     | 0- 0      | AWAY           | 0- 0       | 0- 0        | 0- 0          |      |      |       |           |
| 0- 0              | 0- 0     | 0- 0      | NEUTRAL        | 0- 0       | 0- 0        | 0- 0          |      |      |       |           |

| RPI 1-25                  |   |          |       | RPI 26-50 |   |              |       | RPI 51-100 |   |                 |       | RPI 101+ |   |                 |       | Team's RPI: 232 |  |
|---------------------------|---|----------|-------|-----------|---|--------------|-------|------------|---|-----------------|-------|----------|---|-----------------|-------|-----------------|--|
| RPI                       | S | Opponent | Score | RPI       | S | Opponent     | Score | RPI        | S | Opponent        | Score | RPI      | S | Opponent        | Score |                 |  |
|                           |   |          |       | 30        | A | UCLA         | 55 82 | 71         | H | UC Davis        | 87 95 | 112      | H | Montana St.     | 66 72 |                 |  |
|                           |   |          |       | 42        | H | Marquette    | 75 89 | 89         | A | Long Beach St.  | 58 66 | 124      | H | Northern Colo.  | 56 60 |                 |  |
|                           |   |          |       |           |   |              |       |            |   |                 |       | 131      | H | Fresno St.      | 67 74 |                 |  |
|                           |   |          |       |           |   |              |       |            |   |                 |       | 229      | A | San Jose St.    | 99 96 |                 |  |
|                           |   |          |       |           |   |              |       |            |   |                 |       | 286      | H | CSU Bakersfield | 91 61 |                 |  |
| LAST 12 Division I GAMES: |   |          |       |           |   |              |       |            |   |                 |       |          |   |                 |       |                 |  |
|                           |   |          |       | 112       | H | Montana St.  | 66 72 | 124        | H | Northern Colo.  | 56 60 |          |   |                 |       |                 |  |
|                           |   |          |       | 71        | H | UC Davis     | 87 95 | 131        | H | Fresno St.      | 67 74 |          |   |                 |       |                 |  |
|                           |   |          |       | 229       | A | San Jose St. | 99 96 | 89         | A | Long Beach St.  | 58 66 |          |   |                 |       |                 |  |
|                           |   |          |       | 30        | A | UCLA         | 55 82 | 286        | H | CSU Bakersfield | 91 61 |          |   |                 |       |                 |  |
|                           |   |          |       |           |   |              |       | 42         | H | Marquette       | 75 89 |          |   |                 |       |                 |  |

Non-Div I Games: UC Merced 111 50 William Jessup 103 65

Pacific

Loss, Non-Conf, S Site, H Home A Away N Neutral

|                   |          |           |                |            |             |               |      |      |       |           |
|-------------------|----------|-----------|----------------|------------|-------------|---------------|------|------|-------|-----------|
| Average RPI Win:  | 280      | WON-LOST  | WINNING        | LAST 10    | STRENGTH OF | OPP. STRENGTH | TEAM | ADJ. | CONF. | ADJ CONF. |
| Average RPI Loss: | 143      | RECORD    | PCT. RANK      | GAMES      | SCHEDULE    | OF SCHEDULE   | RPI  | RPI  | RPI   | RPI       |
| DIV. I ONLY       | 4- 4     | 160       | 4- 4           | 333        | 171         | 259           | 259  | 15   | 15    |           |
| DIV. I NON-CONF.  | 4- 4     | 161       | 4- 4           | 333        | 172         | 258           | 258  | 15   | 15    |           |
| TOTALS            | RPI 1-25 | RPI 26-50 | W-L RECORDS    | RPI 51-100 | RPI 101-150 | RPI 150+      |      |      |       |           |
| 4- 4              | 0- 0     | 0- 1      | OVERALL        | 0- 0       | 0- 0        | 4- 3          |      |      |       |           |
| 0- 3              | 0- 0     | 0- 0      | HOME           | 0- 0       | 0- 0        | 0- 3          |      |      |       |           |
| 4- 1              | 0- 0     | 0- 1      | AWAY           | 0- 0       | 0- 0        | 4- 0          |      |      |       |           |
| 0- 0              | 0- 0     | 0- 0      | NEUTRAL        | 0- 0       | 0- 0        | 0- 0          |      |      |       |           |
| 4- 4              | 0- 0     | 0- 1      | NON-CONFERENCE | 0- 0       | 0- 0        | 4- 3          |      |      |       |           |
| 0- 3              | 0- 0     | 0- 0      | HOME           | 0- 0       | 0- 0        | 0- 3          |      |      |       |           |
| 4- 1              | 0- 0     | 0- 1      | AWAY           | 0- 0       | 0- 0        | 4- 0          |      |      |       |           |
| 0- 0              | 0- 0     | 0- 0      | NEUTRAL        | 0- 0       | 0- 0        | 0- 0          |      |      |       |           |
| 0- 0              | 0- 0     | 0- 0      | CONFERENCE     | 0- 0       | 0- 0        | 0- 0          |      |      |       |           |
| 0- 0              | 0- 0     | 0- 0      | HOME           | 0- 0       | 0- 0        | 0- 0          |      |      |       |           |
| 0- 0              | 0- 0     | 0- 0      | AWAY           | 0- 0       | 0- 0        | 0- 0          |      |      |       |           |
| 0- 0              | 0- 0     | 0- 0      | NEUTRAL        | 0- 0       | 0- 0        | 0- 0          |      |      |       |           |

| RPI 1-25                  |   |          | RPI 26-50 |     |   | RPI 51-100     |       |     | RPI 101+ |                |       | Team's RPI: 259 |
|---------------------------|---|----------|-----------|-----|---|----------------|-------|-----|----------|----------------|-------|-----------------|
| RPI                       | S | Opponent | Score     | RPI | S | Opponent       | Score | RPI | S        | Opponent       | Score |                 |
|                           |   |          |           | 28  | A | Duke           | 55 68 |     |          |                |       |                 |
|                           |   |          |           |     |   |                |       | 155 | H        | La Salle       | 56 58 |                 |
|                           |   |          |           |     |   |                |       | 191 | H        | Binghamton     | 48 61 |                 |
|                           |   |          |           |     |   |                |       | 199 | H        | Saint Joseph's | 53 57 |                 |
|                           |   |          |           |     |   |                |       | 240 | A        | Rhode Island   | 75 43 |                 |
|                           |   |          |           |     |   |                |       | 252 | A        | Richmond       | 47 44 |                 |
|                           |   |          |           |     |   |                |       | 290 | A        | Lafayette      | 64 47 |                 |
|                           |   |          |           |     |   |                |       | 336 | A        | Wagner         | 63 39 |                 |
| LAST 12 Division I GAMES: |   |          |           |     |   |                |       |     |          |                |       |                 |
| 252                       | A | Richmond | 47 44     | 336 | A | Wagner         | 63 39 |     |          |                |       |                 |
| 155                       | H | La Salle | 56 58     | 290 | A | Lafayette      | 64 47 |     |          |                |       |                 |
|                           |   |          |           | 199 | H | Saint Joseph's | 53 57 |     |          |                |       |                 |
|                           |   |          |           | 240 | A | Rhode Island   | 75 43 |     |          |                |       |                 |
|                           |   |          |           | 191 | H | Binghamton     | 48 61 |     |          |                |       |                 |
|                           |   |          |           | 28  | A | Duke           | 55 68 |     |          |                |       |                 |

Non-Div I Games:

Penn

|                   |          |           |                |            |             |               |      |      |       |           |
|-------------------|----------|-----------|----------------|------------|-------------|---------------|------|------|-------|-----------|
| Average RPI Win:  | 191      | WON-LOST  | WINNING        | LAST 10    | STRENGTH OF | OPP. STRENGTH | TEAM | ADJ. | CONF. | ADJ CONF. |
| Average RPI Loss: | 21       | RECORD    | PCT. RANK      | GAMES      | SCHEDULE    | OF SCHEDULE   | RPI  | RPI  | RPI   | RPI       |
| DIV. I ONLY       | 10- 2    | 27        | 9- 1           | 93         | 122         | 37            | 37   | 5    | 5     |           |
| DIV. I NON-CONF.  | 10- 2    | 27        | 10- 2          | 95         | 123         | 37            | 37   | 5    | 5     |           |
| TOTALS            | RPI 1-25 | RPI 26-50 | W-L RECORDS    | RPI 51-100 | RPI 101-150 | RPI 150+      |      |      |       |           |
| 10- 2             | 1- 1     | 0- 1      | OVERALL        | 0- 0       | 0- 0        | 9- 0          |      |      |       |           |
| 7- 0              | 1- 0     | 0- 0      | HOME           | 0- 0       | 0- 0        | 6- 0          |      |      |       |           |
| 2- 1              | 0- 0     | 0- 1      | AWAY           | 0- 0       | 0- 0        | 2- 0          |      |      |       |           |
| 1- 1              | 0- 1     | 0- 0      | NEUTRAL        | 0- 0       | 0- 0        | 1- 0          |      |      |       |           |
| 10- 2             | 1- 1     | 0- 1      | NON-CONFERENCE | 0- 0       | 0- 0        | 9- 0          |      |      |       |           |
| 7- 0              | 1- 0     | 0- 0      | HOME           | 0- 0       | 0- 0        | 6- 0          |      |      |       |           |
| 2- 1              | 0- 0     | 0- 1      | AWAY           | 0- 0       | 0- 0        | 2- 0          |      |      |       |           |
| 1- 1              | 0- 1     | 0- 0      | NEUTRAL        | 0- 0       | 0- 0        | 1- 0          |      |      |       |           |
| 0- 0              | 0- 0     | 0- 0      | CONFERENCE     | 0- 0       | 0- 0        | 0- 0          |      |      |       |           |
| 0- 0              | 0- 0     | 0- 0      | HOME           | 0- 0       | 0- 0        | 0- 0          |      |      |       |           |
| 0- 0              | 0- 0     | 0- 0      | AWAY           | 0- 0       | 0- 0        | 0- 0          |      |      |       |           |
| 0- 0              | 0- 0     | 0- 0      | NEUTRAL        | 0- 0       | 0- 0        | 0- 0          |      |      |       |           |

| RPI 1-25                  |   |                |       | RPI 26-50 |   |               |        | Team's RPI: 37 |   |          |       | RPI 51-100 |   |          |       | RPI 101+ |   |                |        |
|---------------------------|---|----------------|-------|-----------|---|---------------|--------|----------------|---|----------|-------|------------|---|----------|-------|----------|---|----------------|--------|
| RPI                       | S | Opponent       | Score | RPI       | S | Opponent      | Score  | RPI            | S | Opponent | Score | RPI        | S | Opponent | Score | RPI      | S | Opponent       | Score  |
| 4                         | N | Georgetown     | 54 68 | 38        | A | Drexel        | 60 83  |                |   |          |       |            |   |          |       | 163      | A | Boston College | 60 56  |
| 17                        | H | Tennessee      | 70 56 |           |   |               |        |                |   |          |       |            |   |          |       | 172      | H | Pittsburgh     | 91 62  |
|                           |   |                |       |           |   |               |        |                |   |          |       |            |   |          |       | 180      | H | Iona           | 80 67  |
|                           |   |                |       |           |   |               |        |                |   |          |       |            |   |          |       | 188      | H | Akron          | 84 71  |
|                           |   |                |       |           |   |               |        |                |   |          |       |            |   |          |       | 196      | H | Marshall       | 82 80  |
|                           |   |                |       |           |   |               |        |                |   |          |       |            |   |          |       | 207      | N | Georgia St.    | 69 42  |
|                           |   |                |       |           |   |               |        |                |   |          |       |            |   |          |       | 213      | H | American       | 70 65  |
|                           |   |                |       |           |   |               |        |                |   |          |       |            |   |          |       | 251      | H | Saint Peter's  | 106 50 |
|                           |   |                |       |           |   |               |        |                |   |          |       |            |   |          |       | 320      | A | Holy Cross     | 84 48  |
| LAST 12 Division I GAMES: |   |                |       |           |   |               |        |                |   |          |       |            |   |          |       |          |   |                |        |
| 180                       | H | Iona           | 80 67 | 4         | N | Georgetown    | 54 68  |                |   |          |       |            |   |          |       |          |   |                |        |
| 213                       | H | American       | 70 65 | 207       | N | Georgia St.   | 69 42  |                |   |          |       |            |   |          |       |          |   |                |        |
| 172                       | H | Pittsburgh     | 91 62 | 17        | H | Tennessee     | 70 56  |                |   |          |       |            |   |          |       |          |   |                |        |
| 320                       | A | Holy Cross     | 84 48 | 188       | H | Akron         | 84 71  |                |   |          |       |            |   |          |       |          |   |                |        |
| 196                       | H | Marshall       | 82 80 | 251       | H | Saint Peter's | 106 50 |                |   |          |       |            |   |          |       |          |   |                |        |
| 163                       | A | Boston College | 60 56 | 38        | A | Drexel        | 60 83  |                |   |          |       |            |   |          |       |          |   |                |        |

Non-Div I Games:

Penn St.

■ Loss, 
 ■ Non-Conf, S Site, 
 ■ Home 
 ■ Away 
 N Neutral

Pepperdine

Through Games Of Dec. 23, 2016

|                   |          |           |                |            |             |               |      |      |       |           |
|-------------------|----------|-----------|----------------|------------|-------------|---------------|------|------|-------|-----------|
| Average RPI Win:  | 318      | WON-LOST  | WINNING        | LAST 10    | STRENGTH OF | OPP. STRENGTH | TEAM | ADJ. | CONF. | ADJ CONF. |
| Average RPI Loss: | 212      | RECORD    | PCT. RANK      | GAMES      | SCHEDULE    | OF SCHEDULE   | RPI  | RPI  | RPI   | RPI       |
| DIV. I ONLY       | 2- 9     | 293       | 2- 8           | 304        | 322         | 335           | 335  | 10   | 10    |           |
| DIV. I NON-CONF.  | 2- 9     | 292       | 2- 9           | 304        | 322         | 335           | 335  | 10   | 10    |           |
| TOTALS            | RPI 1-25 | RPI 26-50 | W-L RECORDS    | RPI 51-100 | RPI 101-150 | RPI 150+      |      |      |       |           |
| 2- 9              | 0- 0     | 0- 1      | OVERALL        | 0- 2       | 0- 0        | 2- 6          |      |      |       |           |
| 1- 4              | 0- 0     | 0- 1      | HOME           | 0- 2       | 0- 0        | 1- 1          |      |      |       |           |
| 1- 5              | 0- 0     | 0- 0      | AWAY           | 0- 0       | 0- 0        | 1- 5          |      |      |       |           |
| 0- 0              | 0- 0     | 0- 0      | NEUTRAL        | 0- 0       | 0- 0        | 0- 0          |      |      |       |           |
| 2- 9              | 0- 0     | 0- 1      | NON-CONFERENCE | 0- 2       | 0- 0        | 2- 6          |      |      |       |           |
| 1- 4              | 0- 0     | 0- 1      | HOME           | 0- 2       | 0- 0        | 1- 1          |      |      |       |           |
| 1- 5              | 0- 0     | 0- 0      | AWAY           | 0- 0       | 0- 0        | 1- 5          |      |      |       |           |
| 0- 0              | 0- 0     | 0- 0      | NEUTRAL        | 0- 0       | 0- 0        | 0- 0          |      |      |       |           |
| 0- 0              | 0- 0     | 0- 0      | CONFERENCE     | 0- 0       | 0- 0        | 0- 0          |      |      |       |           |
| 0- 0              | 0- 0     | 0- 0      | HOME           | 0- 0       | 0- 0        | 0- 0          |      |      |       |           |
| 0- 0              | 0- 0     | 0- 0      | AWAY           | 0- 0       | 0- 0        | 0- 0          |      |      |       |           |
| 0- 0              | 0- 0     | 0- 0      | NEUTRAL        | 0- 0       | 0- 0        | 0- 0          |      |      |       |           |

| RPI S                     | Opponent            | Score | RPI S | Opponent         | Score | RPI S | Opponent           | Score | RPI S | Opponent            | Score | Team's RPI: 335 |
|---------------------------|---------------------|-------|-------|------------------|-------|-------|--------------------|-------|-------|---------------------|-------|-----------------|
| 28                        | H Duke              | 65 99 | 57    | H UNLV           | 61 68 | 247   | A New Mexico St.   | 66 75 | 255   | H Nevada            | 60 69 |                 |
|                           |                     |       | 89    | H Long Beach St. | 41 44 | 269   | A UC Santa Barbara | 57 66 | 286   | H CSU Bakersfield   | 62 57 |                 |
|                           |                     |       |       |                  |       | 294   | A Cal Poly         | 52 62 | 327   | A Utah Valley       | 65 72 |                 |
|                           |                     |       |       |                  |       | 339   | A Denver           | 67 75 | 349   | A Cal St. Fullerton | 69 58 |                 |
| LAST 12 Division I GAMES: |                     |       |       |                  |       |       |                    |       |       |                     |       |                 |
| 286                       | H CSU Bakersfield   | 62 57 | 28    | H Duke           | 65 99 | 247   | A New Mexico St.   | 66 75 | 255   | H Nevada            | 60 69 |                 |
| 349                       | A Cal St. Fullerton | 69 58 | 57    | H UNLV           | 61 68 | 269   | A UC Santa Barbara | 57 66 | 286   | H CSU Bakersfield   | 62 57 |                 |
| 57                        | H UNLV              | 61 68 | 89    | H Long Beach St. | 41 44 | 294   | A Cal Poly         | 52 62 | 327   | A Utah Valley       | 65 72 |                 |
| 339                       | A Denver            | 67 75 |       |                  |       | 339   | A Denver           | 67 75 | 349   | A Cal St. Fullerton | 69 58 |                 |
| 294                       | A Cal Poly          | 52 62 |       |                  |       |       |                    |       |       |                     |       |                 |
| 327                       | A Utah Valley       | 65 72 |       |                  |       |       |                    |       |       |                     |       |                 |

Non-Div I Games:

Pepperdine

Loss, Non-Conf, S Site, H Home A Away N Neutral



|                      |          |           |           |                |             |               |             |          |       |           |
|----------------------|----------|-----------|-----------|----------------|-------------|---------------|-------------|----------|-------|-----------|
| Average RPI Win: 259 |          | WON-LOST  | WINNING   | LAST 10        | STRENGTH OF | OPP. STRENGTH | TEAM        | ADJ.     | CONF. | ADJ CONF. |
| Average RPI Loss: 78 |          | RECORD    | PCT. RANK | GAMES          | SCHEDULE    | OF SCHEDULE   | RPI         | RPI      | RPI   | RPI       |
| DIV. I ONLY          |          | 8- 3      | 68        | 6- 3           | 279         | 149           | 172         | 172      | 3     | 3         |
| DIV. I NON-CONF.     |          | 8- 3      | 67        | 8- 3           | 282         | 149           | 172         | 172      | 3     | 3         |
| TOTALS               | RPI 1-25 | RPI 26-50 |           | W-L RECORDS    |             | RPI 51-100    | RPI 101-150 | RPI 150+ |       |           |
| 8- 3                 | 0- 0     | 0- 2      |           | OVERALL        |             | 0- 0          | 1- 1        | 7- 0     |       |           |
| 6- 2                 | 0- 0     | 0- 1      |           | HOME           |             | 0- 0          | 1- 1        | 5- 0     |       |           |
| 0- 1                 | 0- 0     | 0- 1      |           | AWAY           |             | 0- 0          | 0- 0        | 0- 0     |       |           |
| 2- 0                 | 0- 0     | 0- 0      |           | NEUTRAL        |             | 0- 0          | 0- 0        | 2- 0     |       |           |
| 8- 3                 | 0- 0     | 0- 2      |           | NON-CONFERENCE |             | 0- 0          | 1- 1        | 7- 0     |       |           |
| 6- 2                 | 0- 0     | 0- 1      |           | HOME           |             | 0- 0          | 1- 1        | 5- 0     |       |           |
| 0- 1                 | 0- 0     | 0- 1      |           | AWAY           |             | 0- 0          | 0- 0        | 0- 0     |       |           |
| 2- 0                 | 0- 0     | 0- 0      |           | NEUTRAL        |             | 0- 0          | 0- 0        | 2- 0     |       |           |
| 0- 0                 | 0- 0     | 0- 0      |           | CONFERENCE     |             | 0- 0          | 0- 0        | 0- 0     |       |           |
| 0- 0                 | 0- 0     | 0- 0      |           | HOME           |             | 0- 0          | 0- 0        | 0- 0     |       |           |
| 0- 0                 | 0- 0     | 0- 0      |           | AWAY           |             | 0- 0          | 0- 0        | 0- 0     |       |           |
| 0- 0                 | 0- 0     | 0- 0      |           | NEUTRAL        |             | 0- 0          | 0- 0        | 0- 0     |       |           |

| RPI 1-25                  |   |          |       | RPI 26-50 |   |           |       | RPI 51-100 |   |                 |       | RPI 101+ |   |                 |       | Team's RPI: 172 |  |
|---------------------------|---|----------|-------|-----------|---|-----------|-------|------------|---|-----------------|-------|----------|---|-----------------|-------|-----------------|--|
| RPI                       | S | Opponent | Score | RPI       | S | Opponent  | Score | RPI        | S | Opponent        | Score | RPI      | S | Opponent        | Score |                 |  |
|                           |   |          |       | 37        | A | Penn St.  | 62 91 |            |   |                 |       | 130      | H | Cornell         | 56 44 |                 |  |
|                           |   |          |       | 50        | H | Charlotte | 63 70 |            |   |                 |       | 146      | H | Purdue          | 61 67 |                 |  |
|                           |   |          |       |           |   |           |       |            |   |                 |       | 221      | H | Bryant          | 76 60 |                 |  |
|                           |   |          |       |           |   |           |       |            |   |                 |       | 250      | H | Loyola Maryland | 74 44 |                 |  |
|                           |   |          |       |           |   |           |       |            |   |                 |       | 254      | H | Loyola Chicago  | 59 35 |                 |  |
|                           |   |          |       |           |   |           |       |            |   |                 |       | 264      | N | McNeese         | 71 65 |                 |  |
|                           |   |          |       |           |   |           |       |            |   |                 |       | 303      | N | UTEP            | 71 46 |                 |  |
|                           |   |          |       |           |   |           |       |            |   |                 |       | 318      | H | Mt. St. Mary's  | 89 54 |                 |  |
|                           |   |          |       |           |   |           |       |            |   |                 |       | 332      | H | Youngstown St.  | 63 50 |                 |  |
| LAST 12 Division I GAMES: |   |          |       |           |   |           |       |            |   |                 |       |          |   |                 |       |                 |  |
|                           |   |          |       | 303       | N | UTEP      | 71 46 | 264        | N | McNeese         | 71 65 |          |   |                 |       |                 |  |
|                           |   |          |       | 37        | A | Penn St.  | 62 91 | 250        | H | Loyola Maryland | 74 44 |          |   |                 |       |                 |  |
|                           |   |          |       | 221       | H | Bryant    | 76 60 | 254        | H | Loyola Chicago  | 59 35 |          |   |                 |       |                 |  |
|                           |   |          |       | 50        | H | Charlotte | 63 70 | 332        | H | Youngstown St.  | 63 50 |          |   |                 |       |                 |  |
|                           |   |          |       | 146       | H | Purdue    | 61 67 | 318        | H | Mt. St. Mary's  | 89 54 |          |   |                 |       |                 |  |
|                           |   |          |       | 130       | H | Cornell   | 56 44 |            |   |                 |       |          |   |                 |       |                 |  |

|                  |               |    |    |
|------------------|---------------|----|----|
| Non-Div I Games: | Slippery Rock | 94 | 48 |
|------------------|---------------|----|----|

Pittsburgh

■ Loss, ■ Non-Conf, S Site, H Home A Away N Neutral

|                   |          |           |                |            |             |               |      |      |       |           |
|-------------------|----------|-----------|----------------|------------|-------------|---------------|------|------|-------|-----------|
| Average RPI Win:  | 235      | WON-LOST  | WINNING        | LAST 10    | STRENGTH OF | OPP. STRENGTH | TEAM | ADJ. | CONF. | ADJ CONF. |
| Average RPI Loss: | 92       | RECORD    | PCT. RANK      | GAMES      | SCHEDULE    | OF SCHEDULE   | RPI  | RPI  | RPI   | RPI       |
| DIV. I ONLY       | 1- 9     | 322       | 1- 8           | 9          | 241         | 186           | 186  | 10   | 10    |           |
| DIV. I NON-CONF.  | 1- 9     | 322       | 1- 9           | 9          | 240         | 185           | 185  | 10   | 10    |           |
| TOTALS            | RPI 1-25 | RPI 26-50 | W-L RECORDS    | RPI 51-100 | RPI 101-150 | RPI 150+      |      |      |       |           |
| 1- 9              | 0- 2     | 0- 2      | OVERALL        | 0- 2       | 0- 1        | 1- 2          |      |      |       |           |
| 1- 2              | 0- 1     | 0- 0      | HOME           | 0- 0       | 0- 1        | 1- 0          |      |      |       |           |
| 0- 6              | 0- 1     | 0- 2      | AWAY           | 0- 1       | 0- 0        | 0- 2          |      |      |       |           |
| 0- 1              | 0- 0     | 0- 0      | NEUTRAL        | 0- 1       | 0- 0        | 0- 0          |      |      |       |           |
| 1- 9              | 0- 2     | 0- 2      | NON-CONFERENCE | 0- 2       | 0- 1        | 1- 2          |      |      |       |           |
| 1- 2              | 0- 1     | 0- 0      | HOME           | 0- 0       | 0- 1        | 1- 0          |      |      |       |           |
| 0- 6              | 0- 1     | 0- 2      | AWAY           | 0- 1       | 0- 0        | 0- 2          |      |      |       |           |
| 0- 1              | 0- 0     | 0- 0      | NEUTRAL        | 0- 1       | 0- 0        | 0- 0          |      |      |       |           |
| 0- 0              | 0- 0     | 0- 0      | CONFERENCE     | 0- 0       | 0- 0        | 0- 0          |      |      |       |           |
| 0- 0              | 0- 0     | 0- 0      | HOME           | 0- 0       | 0- 0        | 0- 0          |      |      |       |           |
| 0- 0              | 0- 0     | 0- 0      | AWAY           | 0- 0       | 0- 0        | 0- 0          |      |      |       |           |
| 0- 0              | 0- 0     | 0- 0      | NEUTRAL        | 0- 0       | 0- 0        | 0- 0          |      |      |       |           |

| RPI 1-25                  |   |                     |       | RPI 26-50 |   |                     |       | RPI 51-100 |   |                     |       | RPI 101+ Team's RPI: 186 |   |              |       |
|---------------------------|---|---------------------|-------|-----------|---|---------------------|-------|------------|---|---------------------|-------|--------------------------|---|--------------|-------|
| RPI                       | S | Opponent            | Score | RPI       | S | Opponent            | Score | RPI        | S | Opponent            | Score | RPI                      | S | Opponent     | Score |
| 7                         | A | Oregon St.          | 45 62 | 41        | A | Boise St.           | 60 74 | 71         | A | UC Davis            | 52 66 | 112                      | H | Montana St.  | 66 70 |
| 12                        | H | Washington          | 53 83 | 46        | A | Oregon              | 41 81 | 77         | N | Southern California | 54 67 | 203                      | A | Weber St.    | 37 76 |
|                           |   |                     |       |           |   |                     |       |            |   |                     |       | 235                      | H | Portland St. | 79 68 |
|                           |   |                     |       |           |   |                     |       |            |   |                     |       | 255                      | A | Nevada       | 59 72 |
| LAST 12 Division I GAMES: |   |                     |       |           |   |                     |       |            |   |                     |       |                          |   |              |       |
| 46                        | A | Oregon              | 41 81 | 41        | A | Boise St.           | 60 74 | 112        | H | Montana St.         | 66 70 | 255                      | A | Nevada       | 59 72 |
| 203                       | A | Weber St.           | 37 76 | 77        | N | Southern California | 54 67 | 71         | A | UC Davis            | 52 66 |                          |   |              |       |
| 235                       | H | Portland St.        | 79 68 |           |   |                     |       |            |   |                     |       |                          |   |              |       |
| 12                        | H | Washington          | 53 83 |           |   |                     |       |            |   |                     |       |                          |   |              |       |
| 77                        | N | Southern California | 54 67 |           |   |                     |       |            |   |                     |       |                          |   |              |       |
| 7                         | A | Oregon St.          | 45 62 |           |   |                     |       |            |   |                     |       |                          |   |              |       |

Non-Div I Games: Alas. Anchorage 66 57

Portland

|                   |          |           |                |            |             |               |      |      |       |           |
|-------------------|----------|-----------|----------------|------------|-------------|---------------|------|------|-------|-----------|
| Average RPI Win:  | 307      | WON-LOST  | WINNING        | LAST 10    | STRENGTH OF | OPP. STRENGTH | TEAM | ADJ. | CONF. | ADJ CONF. |
| Average RPI Loss: | 84       | RECORD    | PCT. RANK      | GAMES      | SCHEDULE    | OF SCHEDULE   | RPI  | RPI  | RPI   | RPI       |
| DIV. I ONLY       | 5- 5     | 160       | 5- 4           | 320        | 99          | 235           | 235  | 17   | 17    |           |
| DIV. I NON-CONF.  | 5- 5     | 161       | 5- 5           | 320        | 101         | 236           | 236  | 18   | 18    |           |
| TOTALS            | RPI 1-25 | RPI 26-50 | W-L RECORDS    | RPI 51-100 | RPI 101-150 | RPI 150+      |      |      |       |           |
| 5- 5              | 0- 1     | 0- 2      | OVERALL        | 0- 0       | 0- 1        | 5- 1          |      |      |       |           |
| 2- 0              | 0- 0     | 0- 0      | HOME           | 0- 0       | 0- 0        | 2- 0          |      |      |       |           |
| 1- 3              | 0- 0     | 0- 0      | AWAY           | 0- 0       | 0- 0        | 1- 0          |      |      |       |           |
| 2- 2              | 0- 1     | 0- 1      | NEUTRAL        | 0- 0       | 0- 0        | 2- 0          |      |      |       |           |
| 5- 5              | 0- 1     | 0- 2      | NON-CONFERENCE | 0- 0       | 0- 1        | 5- 1          |      |      |       |           |
| 2- 0              | 0- 0     | 0- 0      | HOME           | 0- 0       | 0- 0        | 2- 0          |      |      |       |           |
| 1- 3              | 0- 0     | 0- 1      | AWAY           | 0- 0       | 0- 1        | 1- 1          |      |      |       |           |
| 2- 2              | 0- 1     | 0- 1      | NEUTRAL        | 0- 0       | 0- 0        | 2- 0          |      |      |       |           |
| 0- 0              | 0- 0     | 0- 0      | CONFERENCE     | 0- 0       | 0- 0        | 0- 0          |      |      |       |           |
| 0- 0              | 0- 0     | 0- 0      | HOME           | 0- 0       | 0- 0        | 0- 0          |      |      |       |           |
| 0- 0              | 0- 0     | 0- 0      | AWAY           | 0- 0       | 0- 0        | 0- 0          |      |      |       |           |
| 0- 0              | 0- 0     | 0- 0      | NEUTRAL        | 0- 0       | 0- 0        | 0- 0          |      |      |       |           |

| RPI 1-25                  |   |                   | RPI 26-50 |     |   | RPI 51-100   |       |     | RPI 101+ |          |                   | Team's RPI: 235 |
|---------------------------|---|-------------------|-----------|-----|---|--------------|-------|-----|----------|----------|-------------------|-----------------|
| RPI                       | S | Opponent          | Score     | RPI | S | Opponent     | Score | RPI | S        | Opponent | Score             |                 |
| 21                        | N | Oklahoma          | 60 74     | 41  | A | Boise St.    | 76 94 |     | 128      | A        | CSUN              | 72 99           |
|                           |   |                   |           | 46  | N | Oregon       | 46 90 |     | 186      | A        | Portland          | 68 79           |
|                           |   |                   |           |     |   |              |       |     | 272      | N        | Northern Ky.      | 77 54           |
|                           |   |                   |           |     |   |              |       |     | 278      | A        | Seattle U         | 79 71           |
|                           |   |                   |           |     |   |              |       |     | 310      | H        | UC Irvine         | 79 73           |
|                           |   |                   |           |     |   |              |       |     | 328      | N        | Kennesaw St.      | 71 61           |
|                           |   |                   |           |     |   |              |       |     | 349      | H        | Cal St. Fullerton | 81 73           |
| LAST 12 Division I GAMES: |   |                   |           |     |   |              |       |     |          |          |                   |                 |
| 349                       | H | Cal St. Fullerton | 81 73     | 21  | N | Oklahoma     | 60 74 |     |          |          |                   |                 |
| 310                       | H | UC Irvine         | 79 73     | 328 | N | Kennesaw St. | 71 61 |     |          |          |                   |                 |
| 186                       | A | Portland          | 68 79     | 272 | N | Northern Ky. | 77 54 |     |          |          |                   |                 |
| 278                       | A | Seattle U         | 79 71     | 46  | N | Oregon       | 46 90 |     |          |          |                   |                 |
| 41                        | A | Boise St.         | 76 94     |     |   |              |       |     |          |          |                   |                 |
| 128                       | A | CSUN              | 72 99     |     |   |              |       |     |          |          |                   |                 |

Non-Div I Games: Pacific Union 93 61

Portland St.

Prairie View

Through Games Of Dec. 23, 2016

|                   |          |           |                |            |             |               |      |      |       |           |
|-------------------|----------|-----------|----------------|------------|-------------|---------------|------|------|-------|-----------|
| Average RPI Win:  | 270      | WON-LOST  | WINNING        | LAST 10    | STRENGTH OF | OPP. STRENGTH | TEAM | ADJ. | CONF. | ADJ CONF. |
| Average RPI Loss: | 88       | RECORD    | PCT. RANK      | GAMES      | SCHEDULE    | OF SCHEDULE   | RPI  | RPI  | RPI   | RPI       |
| DIV. I ONLY       | 5- 6     | 183       | 5- 5           | 126        | 267         | 152           | 152  | 29   | 29    |           |
| DIV. I NON-CONF.  | 5- 6     | 187       | 5- 6           | 126        | 266         | 153           | 153  | 29   | 29    |           |
| TOTALS            | RPI 1-25 | RPI 26-50 | W-L RECORDS    | RPI 51-100 | RPI 101-150 | RPI 150+      |      |      |       |           |
| 5- 6              | 0- 1     | 0- 1      | OVERALL        | 0- 2       | 0- 1        | 5- 1          |      |      |       |           |
| 4- 0              | 0- 0     | 0- 0      | HOME           | 0- 0       | 0- 0        | 4- 0          |      |      |       |           |
| 0- 6              | 0- 0     | 0- 0      | AWAY           | 0- 0       | 0- 0        | 0- 0          |      |      |       |           |
| 1- 0              | 0- 0     | 0- 0      | NEUTRAL        | 0- 0       | 0- 0        | 1- 0          |      |      |       |           |
| 5- 6              | 0- 1     | 0- 1      | NON-CONFERENCE | 0- 2       | 0- 1        | 5- 1          |      |      |       |           |
| 4- 0              | 0- 0     | 0- 0      | HOME           | 0- 0       | 0- 0        | 4- 0          |      |      |       |           |
| 0- 6              | 0- 1     | 0- 1      | AWAY           | 0- 2       | 0- 1        | 0- 1          |      |      |       |           |
| 1- 0              | 0- 0     | 0- 0      | NEUTRAL        | 0- 0       | 0- 0        | 1- 0          |      |      |       |           |
| 0- 0              | 0- 0     | 0- 0      | CONFERENCE     | 0- 0       | 0- 0        | 0- 0          |      |      |       |           |
| 0- 0              | 0- 0     | 0- 0      | HOME           | 0- 0       | 0- 0        | 0- 0          |      |      |       |           |
| 0- 0              | 0- 0     | 0- 0      | AWAY           | 0- 0       | 0- 0        | 0- 0          |      |      |       |           |
| 0- 0              | 0- 0     | 0- 0      | NEUTRAL        | 0- 0       | 0- 0        | 0- 0          |      |      |       |           |

| RPI 1-25                  |   |                 |       | RPI 26-50 |   |                 |       | RPI 51-100 |   |            |       | RPI 101+ Team's RPI: 152 |   |                 |       |
|---------------------------|---|-----------------|-------|-----------|---|-----------------|-------|------------|---|------------|-------|--------------------------|---|-----------------|-------|
| RPI                       | S | Opponent        | Score | RPI       | S | Opponent        | Score | RPI        | S | Opponent   | Score | RPI                      | S | Opponent        | Score |
| 19                        | A | DePaul          | 62 94 | 34        | A | Texas Tech      | 43 85 | 54         | A | SFA        | 64 88 | 125                      | A | Rice            | 57 68 |
|                           |   |                 |       |           |   |                 |       | 67         | A | SMU        | 54 61 | 196                      | N | Marshall        | 78 68 |
|                           |   |                 |       |           |   |                 |       |            |   |            |       | 226                      | A | UTRGV           | 74 82 |
|                           |   |                 |       |           |   |                 |       |            |   |            |       | 245                      | H | Texas St.       | 64 60 |
|                           |   |                 |       |           |   |                 |       |            |   |            |       | 291                      | H | Sam Houston St. | 75 65 |
|                           |   |                 |       |           |   |                 |       |            |   |            |       | 304                      | H | Nicholls St.    | 69 67 |
|                           |   |                 |       |           |   |                 |       |            |   |            |       | 316                      | H | Bethune-Cookman | 66 64 |
| LAST 12 Division I GAMES: |   |                 |       |           |   |                 |       |            |   |            |       |                          |   |                 |       |
| 226                       | A | UTRGV           | 74 82 | 54        | A | SFA             | 64 88 | 245        | H | Texas St.  | 64 60 | 19                       | A | DePaul          | 62 94 |
| 67                        | A | SMU             | 54 61 | 291       | H | Sam Houston St. | 75 65 | 34         | A | Texas Tech | 43 85 | 196                      | N | Marshall        | 78 68 |
| 316                       | H | Bethune-Cookman | 66 64 |           |   |                 |       |            |   |            |       |                          |   |                 |       |
| 304                       | H | Nicholls St.    | 69 67 |           |   |                 |       |            |   |            |       |                          |   |                 |       |
| 125                       | A | Rice            | 57 68 |           |   |                 |       |            |   |            |       |                          |   |                 |       |

Non-Div I Games:

Prairie View

Loss, Non-Conf, S Site, H Home A Away N Neutral

Presbyterian

Through Games Of Dec. 23, 2016

|                   |          |           |                |            |             |               |      |      |       |           |
|-------------------|----------|-----------|----------------|------------|-------------|---------------|------|------|-------|-----------|
| Average RPI Win:  | 331      | WON-LOST  | WINNING        | LAST 10    | STRENGTH OF | OPP. STRENGTH | TEAM | ADJ. | CONF. | ADJ CONF. |
| Average RPI Loss: | 114      | RECORD    | PCT. RANK      | GAMES      | SCHEDULE    | OF SCHEDULE   | RPI  | RPI  | RPI   | RPI       |
| DIV. I ONLY       | 2- 8     | 285       | 2- 8           | 108        | 253         | 211           | 211  | 25   | 25    |           |
| DIV. I NON-CONF.  | 2- 8     | 285       | 2- 8           | 108        | 252         | 212           | 212  | 25   | 25    |           |
| TOTALS            | RPI 1-25 | RPI 26-50 | W-L RECORDS    | RPI 51-100 | RPI 101-150 | RPI 150+      |      |      |       |           |
| 2- 8              | 0- 1     | 0- 1      | OVERALL        | 0- 4       | 0- 0        | 2- 2          |      |      |       |           |
| 0- 2              | 0- 0     | 0- 0      | HOME           | 0- 1       | 0- 0        | 0- 1          |      |      |       |           |
| 2- 5              | 0- 1     | 0- 1      | AWAY           | 0- 3       | 0- 0        | 2- 0          |      |      |       |           |
| 0- 1              | 0- 0     | 0- 0      | NEUTRAL        | 0- 0       | 0- 0        | 0- 1          |      |      |       |           |
| 2- 8              | 0- 1     | 0- 1      | NON-CONFERENCE | 0- 4       | 0- 0        | 2- 2          |      |      |       |           |
| 0- 2              | 0- 0     | 0- 0      | HOME           | 0- 1       | 0- 0        | 0- 1          |      |      |       |           |
| 2- 5              | 0- 1     | 0- 1      | AWAY           | 0- 3       | 0- 0        | 2- 0          |      |      |       |           |
| 0- 1              | 0- 0     | 0- 0      | NEUTRAL        | 0- 0       | 0- 0        | 0- 1          |      |      |       |           |
| 0- 0              | 0- 0     | 0- 0      | CONFERENCE     | 0- 0       | 0- 0        | 0- 0          |      |      |       |           |
| 0- 0              | 0- 0     | 0- 0      | HOME           | 0- 0       | 0- 0        | 0- 0          |      |      |       |           |
| 0- 0              | 0- 0     | 0- 0      | AWAY           | 0- 0       | 0- 0        | 0- 0          |      |      |       |           |
| 0- 0              | 0- 0     | 0- 0      | NEUTRAL        | 0- 0       | 0- 0        | 0- 0          |      |      |       |           |

| RPI 1-25                  |   |               |       | RPI 26-50 |   |                |       | RPI 51-100 |   |               |       | RPI 101+ Team's RPI: 211 |   |                |       |
|---------------------------|---|---------------|-------|-----------|---|----------------|-------|------------|---|---------------|-------|--------------------------|---|----------------|-------|
| RPI                       | S | Opponent      | Score | RPI       | S | Opponent       | Score | RPI        | S | Opponent      | Score | RPI                      | S | Opponent       | Score |
| 11                        | A | Virginia Tech | 36 67 | 50        | A | Charlotte      | 63 71 | 68         | A | Gonzaga       | 39 79 | 236                      | N | Texas Southern | 62 74 |
|                           |   |               |       |           |   |                |       | 70         | A | Indiana       | 37 71 | 298                      | H | USC Upstate    | 48 55 |
|                           |   |               |       |           |   |                |       | 86         | H | Belmont       | 58 83 | 319                      | A | UNCG           | 69 62 |
|                           |   |               |       |           |   |                |       | 96         | A | East Carolina | 46 54 | 342                      | A | N.C. Central   | 72 63 |
| LAST 12 Division I GAMES: |   |               |       |           |   |                |       |            |   |               |       |                          |   |                |       |
| 86                        | H | Belmont       | 58 83 | 342       | A | N.C. Central   | 72 63 |            |   |               |       |                          |   |                |       |
| 11                        | A | Virginia Tech | 36 67 | 319       | A | UNCG           | 69 62 |            |   |               |       |                          |   |                |       |
| 298                       | H | USC Upstate   | 48 55 | 68        | A | Gonzaga        | 39 79 |            |   |               |       |                          |   |                |       |
| 70                        | A | Indiana       | 37 71 | 96        | A | East Carolina  | 46 54 |            |   |               |       |                          |   |                |       |
|                           |   |               |       | 236       | N | Texas Southern | 62 74 |            |   |               |       |                          |   |                |       |
|                           |   |               |       | 50        | A | Charlotte      | 63 71 |            |   |               |       |                          |   |                |       |

Non-Div I Games:

Presbyterian

Loss, Non-Conf, S Site, H Home A Away N Neutral

| Average RPI Win:  | 258      | WON-LOST  | WINNING        | LAST 10    | STRENGTH OF | OPP. STRENGTH | TEAM | ADJ. | CONF. | ADJ CONF. |
|-------------------|----------|-----------|----------------|------------|-------------|---------------|------|------|-------|-----------|
| Average RPI Loss: | 98       | RECORD    | PCT. RANK      | GAMES      | SCHEDULE    | OF SCHEDULE   | RPI  | RPI  | RPI   | RPI       |
| DIV. I ONLY       | 5- 6     | 183       | 5- 5           | 246        | 105         | 216           | 216  | 15   | 15    |           |
| DIV. I NON-CONF.  | 5- 6     | 187       | 5- 6           | 248        | 107         | 217           | 217  | 15   | 15    |           |
| TOTALS            | RPI 1-25 | RPI 26-50 | W-L RECORDS    | RPI 51-100 | RPI 101-150 | RPI 150+      |      |      |       |           |
| 5- 6              | 0- 1     | 0- 0      | OVERALL        | 0- 2       | 0- 3        | 5- 0          |      |      |       |           |
| 4- 2              | 0- 0     | 0- 0      | HOME           | 0- 1       | 0- 1        | 4- 0          |      |      |       |           |
| 1- 4              | 0- 1     | 0- 0      | AWAY           | 0- 1       | 0- 2        | 1- 0          |      |      |       |           |
| 0- 0              | 0- 0     | 0- 0      | NEUTRAL        | 0- 0       | 0- 0        | 0- 0          |      |      |       |           |
| 5- 6              | 0- 1     | 0- 0      | NON-CONFERENCE | 0- 2       | 0- 3        | 5- 0          |      |      |       |           |
| 4- 2              | 0- 0     | 0- 0      | HOME           | 0- 1       | 0- 1        | 4- 0          |      |      |       |           |
| 1- 4              | 0- 1     | 0- 0      | AWAY           | 0- 1       | 0- 2        | 1- 0          |      |      |       |           |
| 0- 0              | 0- 0     | 0- 0      | NEUTRAL        | 0- 0       | 0- 0        | 0- 0          |      |      |       |           |
| 0- 0              | 0- 0     | 0- 0      | CONFERENCE     | 0- 0       | 0- 0        | 0- 0          |      |      |       |           |
| 0- 0              | 0- 0     | 0- 0      | HOME           | 0- 0       | 0- 0        | 0- 0          |      |      |       |           |
| 0- 0              | 0- 0     | 0- 0      | AWAY           | 0- 0       | 0- 0        | 0- 0          |      |      |       |           |
| 0- 0              | 0- 0     | 0- 0      | NEUTRAL        | 0- 0       | 0- 0        | 0- 0          |      |      |       |           |

| RPI                       | S | Opponent          | Score  | RPI | S | Opponent   | Score | RPI | S | Opponent | Score | RPI | S | Opponent          | Score  | Team's RPI: 216 |
|---------------------------|---|-------------------|--------|-----|---|------------|-------|-----|---|----------|-------|-----|---|-------------------|--------|-----------------|
| 20                        | A | Kansas St.        | 42 60  |     |   |            |       | 97  | A | Fordham  | 55 57 | 111 | H | Rider             | 62 70  |                 |
|                           |   |                   |        |     |   |            |       | 100 | H | Dayton   | 56 62 | 116 | A | George Washington | 45 56  |                 |
|                           |   |                   |        |     |   |            |       |     |   |          |       | 143 | A | Delaware          | 62 66  |                 |
|                           |   |                   |        |     |   |            |       |     |   |          |       | 165 | H | Seton Hall        | 94 67  |                 |
|                           |   |                   |        |     |   |            |       |     |   |          |       | 193 | H | Rutgers           | 64 34  |                 |
|                           |   |                   |        |     |   |            |       |     |   |          |       | 290 | H | Lafayette         | 65 27  |                 |
|                           |   |                   |        |     |   |            |       |     |   |          |       | 304 | A | UMBC              | 69 58  |                 |
|                           |   |                   |        |     |   |            |       |     |   |          |       | 336 | H | Wagner            | 107 44 |                 |
| LAST 12 Division I GAMES: |   |                   |        |     |   |            |       |     |   |          |       |     |   |                   |        |                 |
| 336                       | H | Wagner            | 107 44 | 290 | H | Lafayette  | 65 27 |     |   |          |       |     |   |                   |        |                 |
| 20                        | A | Kansas St.        | 42 60  | 165 | H | Seton Hall | 94 67 |     |   |          |       |     |   |                   |        |                 |
| 97                        | A | Fordham           | 55 57  | 304 | A | UMBC       | 69 58 |     |   |          |       |     |   |                   |        |                 |
| 116                       | A | George Washington | 45 56  | 193 | H | Rutgers    | 64 34 |     |   |          |       |     |   |                   |        |                 |
| 111                       | H | Rider             | 62 70  | 143 | A | Delaware   | 62 66 |     |   |          |       |     |   |                   |        |                 |
|                           |   |                   |        | 100 | H | Dayton     | 56 62 |     |   |          |       |     |   |                   |        |                 |

Non-Div I Games:

Princeton

■ Loss, 
■ Non-Conf, S Site, 
■ Home 
■ Away 
N Neutral

Providence

Through Games Of Dec. 23, 2016

|                   |          |           |                |            |             |               |      |      |       |           |
|-------------------|----------|-----------|----------------|------------|-------------|---------------|------|------|-------|-----------|
| Average RPI Win:  | 224      | WON-LOST  | WINNING        | LAST 10    | STRENGTH OF | OPP. STRENGTH | TEAM | ADJ. | CONF. | ADJ CONF. |
| Average RPI Loss: | 183      | RECORD    | PCT. RANK      | GAMES      | SCHEDULE    | OF SCHEDULE   | RPI  | RPI  | RPI   | RPI       |
| DIV. I ONLY       | 8- 3     | 68        | 7- 3           | 224        | 271         | 94            | 94   | 6    | 6     |           |
| DIV. I NON-CONF.  | 8- 3     | 67        | 8- 3           | 225        | 270         | 95            | 95   | 6    | 6     |           |
| TOTALS            | RPI 1-25 | RPI 26-50 | W-L RECORDS    | RPI 51-100 | RPI 101-150 | RPI 150+      |      |      |       |           |
| 8- 3              | 0- 0     | 0- 0      | OVERALL        | 0- 0       | 0- 0        | 8- 3          |      |      |       |           |
| 3- 0              | 0- 0     | 0- 0      | HOME           | 0- 0       | 0- 0        | 3- 0          |      |      |       |           |
| 3- 3              | 0- 0     | 0- 0      | AWAY           | 0- 0       | 0- 0        | 3- 3          |      |      |       |           |
| 2- 0              | 0- 0     | 0- 0      | NEUTRAL        | 0- 0       | 0- 0        | 2- 0          |      |      |       |           |
| 8- 3              | 0- 0     | 0- 0      | NON-CONFERENCE | 0- 0       | 0- 0        | 8- 3          |      |      |       |           |
| 3- 0              | 0- 0     | 0- 0      | HOME           | 0- 0       | 0- 0        | 3- 0          |      |      |       |           |
| 3- 3              | 0- 0     | 0- 0      | AWAY           | 0- 0       | 0- 0        | 3- 3          |      |      |       |           |
| 2- 0              | 0- 0     | 0- 0      | NEUTRAL        | 0- 0       | 0- 0        | 2- 0          |      |      |       |           |
| 0- 0              | 0- 0     | 0- 0      | CONFERENCE     | 0- 0       | 0- 0        | 0- 0          |      |      |       |           |
| 0- 0              | 0- 0     | 0- 0      | HOME           | 0- 0       | 0- 0        | 0- 0          |      |      |       |           |
| 0- 0              | 0- 0     | 0- 0      | AWAY           | 0- 0       | 0- 0        | 0- 0          |      |      |       |           |
| 0- 0              | 0- 0     | 0- 0      | NEUTRAL        | 0- 0       | 0- 0        | 0- 0          |      |      |       |           |

| RPI 1-25                  |   |          |       | RPI 26-50 |   |                |       | RPI 51-100 |   |          |       | Team's RPI: 94 |   | RPI 101+         |       |                  |       |
|---------------------------|---|----------|-------|-----------|---|----------------|-------|------------|---|----------|-------|----------------|---|------------------|-------|------------------|-------|
| RPI                       | S | Opponent | Score | RPI       | S | Opponent       | Score | RPI        | S | Opponent | Score |                |   | RPI              | S     | Opponent         | Score |
|                           |   |          |       |           |   |                |       |            |   |          |       |                |   | 154              | A     | Hartford         | 77 65 |
|                           |   |          |       |           |   |                |       |            |   |          |       |                |   | 163              | A     | Boston College   | 53 57 |
|                           |   |          |       |           |   |                |       |            |   |          |       |                |   | 179              | A     | Columbia         | 64 66 |
|                           |   |          |       |           |   |                |       |            |   |          |       |                |   | 191              | H     | Binghamton       | 71 58 |
|                           |   |          |       |           |   |                |       |            |   |          |       |                |   | 204              | A     | UNCW             | 65 49 |
|                           |   |          |       |           |   |                |       |            |   |          |       |                |   | 206              | A     | Brown            | 70 77 |
|                           |   |          |       |           |   |                |       |            |   |          |       |                |   | 221              | N     | Bryant           | 62 51 |
|                           |   |          |       |           |   |                |       |            |   |          |       |                |   | 225              | A     | Monmouth         | 62 58 |
|                           |   |          |       |           |   |                |       |            |   |          |       |                |   | 234              | N     | Miami (OH)       | 75 59 |
|                           |   |          |       |           |   |                |       |            |   |          |       |                |   | 237              | H     | Colgate          | 92 85 |
|                           |   |          |       |           |   |                |       |            |   |          |       |                |   | 329              | H     | North Dakota St. | 86 63 |
| LAST 12 Division I GAMES: |   |          |       |           |   |                |       |            |   |          |       |                |   |                  |       |                  |       |
|                           |   |          |       | 225       | A | Monmouth       | 62 58 |            |   |          |       | 221            | N | Bryant           | 62 51 |                  |       |
|                           |   |          |       | 163       | A | Boston College | 53 57 |            |   |          |       | 234            | N | Miami (OH)       | 75 59 |                  |       |
|                           |   |          |       | 179       | A | Columbia       | 64 66 |            |   |          |       | 204            | A | UNCW             | 65 49 |                  |       |
|                           |   |          |       | 206       | A | Brown          | 70 77 |            |   |          |       | 154            | A | Hartford         | 77 65 |                  |       |
|                           |   |          |       | 237       | H | Colgate        | 92 85 |            |   |          |       | 191            | H | Binghamton       | 71 58 |                  |       |
|                           |   |          |       |           |   |                |       |            |   |          |       | 329            | H | North Dakota St. | 86 63 |                  |       |

Non-Div I Games:

Providence

Loss, Non-Conf, S Site, H Home A Away N Neutral

|                   |          |           |                |            |             |               |      |      |       |           |
|-------------------|----------|-----------|----------------|------------|-------------|---------------|------|------|-------|-----------|
| Average RPI Win:  | 242      | WON-LOST  | WINNING        | LAST 10    | STRENGTH OF | OPP. STRENGTH | TEAM | ADJ. | CONF. | ADJ CONF. |
| Average RPI Loss: | 96       | RECORD    | PCT. RANK      | GAMES      | SCHEDULE    | OF SCHEDULE   | RPI  | RPI  | RPI   | RPI       |
| DIV. I ONLY       | 9- 5     | 112       | 8- 2           | 204        | 208         | 146           | 146  | 5    | 5     |           |
| DIV. I NON-CONF.  | 9- 5     | 112       | 9- 3           | 205        | 208         | 147           | 147  | 5    | 5     |           |
| TOTALS            | RPI 1-25 | RPI 26-50 | W-L RECORDS    | RPI 51-100 | RPI 101-150 | RPI 150+      |      |      |       |           |
| 9- 5              | 0- 0     | 0- 1      | OVERALL        | 0- 2       | 0- 1        | 9- 1          |      |      |       |           |
| 5- 2              | 0- 0     | 0- 0      | HOME           | 0- 1       | 0- 0        | 5- 1          |      |      |       |           |
| 2- 1              | 0- 0     | 0- 0      | AWAY           | 0- 1       | 0- 0        | 2- 0          |      |      |       |           |
| 2- 2              | 0- 0     | 0- 1      | NEUTRAL        | 0- 0       | 0- 1        | 2- 0          |      |      |       |           |
| 9- 5              | 0- 0     | 0- 1      | NON-CONFERENCE | 0- 2       | 0- 1        | 9- 1          |      |      |       |           |
| 5- 2              | 0- 0     | 0- 0      | HOME           | 0- 1       | 0- 0        | 5- 1          |      |      |       |           |
| 2- 1              | 0- 0     | 0- 0      | AWAY           | 0- 1       | 0- 0        | 2- 0          |      |      |       |           |
| 2- 2              | 0- 0     | 0- 1      | NEUTRAL        | 0- 0       | 0- 1        | 2- 0          |      |      |       |           |
| 0- 0              | 0- 0     | 0- 0      | CONFERENCE     | 0- 0       | 0- 0        | 0- 0          |      |      |       |           |
| 0- 0              | 0- 0     | 0- 0      | HOME           | 0- 0       | 0- 0        | 0- 0          |      |      |       |           |
| 0- 0              | 0- 0     | 0- 0      | AWAY           | 0- 0       | 0- 0        | 0- 0          |      |      |       |           |
| 0- 0              | 0- 0     | 0- 0      | NEUTRAL        | 0- 0       | 0- 0        | 0- 0          |      |      |       |           |

| RPI S                     | Opponent      | Score | RPI S | Opponent      | Score | RPI S | Opponent      | Score | RPI S | Opponent      | Score | Team's RPI: 146 |
|---------------------------|---------------|-------|-------|---------------|-------|-------|---------------|-------|-------|---------------|-------|-----------------|
| 36 N                      | Stanford      | 69 78 | 72 A  | Maine         | 47 67 | 129 N | Villanova     | 44 58 | 153 H | Southern Ill. | 61 64 |                 |
|                           |               |       | 88 H  | IUPUI         | 62 67 | 172 A | Pittsburgh    | 67 61 | 178 H | Central Mich. | 62 51 |                 |
|                           |               |       |       |               |       | 223 N | Wichita St.   | 86 49 | 227 N | Northeastern  | 79 54 |                 |
|                           |               |       |       |               |       | 237 H | Colgate       | 71 51 | 242 A | Ball St.      | 58 42 |                 |
|                           |               |       |       |               |       | 257 H | Eastern Mich. | 77 50 | 298 H | USC Upstate   | 71 41 |                 |
|                           |               |       |       |               |       | 342 H | N.C. Central  | 61 27 |       |               |       |                 |
| LAST 12 Division I GAMES: |               |       |       |               |       |       |               |       |       |               |       |                 |
| 88 H                      | IUPUI         | 62 67 | 237 H | Colgate       | 71 51 |       |               |       |       |               |       |                 |
| 257 H                     | Eastern Mich. | 77 50 | 172 A | Pittsburgh    | 67 61 |       |               |       |       |               |       |                 |
| 342 H                     | N.C. Central  | 61 27 | 36 N  | Stanford      | 69 78 |       |               |       |       |               |       |                 |
| 242 A                     | Ball St.      | 58 42 | 227 N | Northeastern  | 79 54 |       |               |       |       |               |       |                 |
| 178 H                     | Central Mich. | 62 51 | 223 N | Wichita St.   | 86 49 |       |               |       |       |               |       |                 |
| 298 H                     | USC Upstate   | 71 41 | 153 H | Southern Ill. | 61 64 |       |               |       |       |               |       |                 |

Non-Div I Games:

Purdue

■ Loss, 
 ■ Non-Conf, 
 S Site, 
 ■ Home 
 ■ Away 
 N Neutral



Quinnipiac

Through Games Of Dec. 23, 2016

|                   |          |           |                |            |             |               |      |      |       |           |
|-------------------|----------|-----------|----------------|------------|-------------|---------------|------|------|-------|-----------|
| Average RPI Win:  | 205      | WON-LOST  | WINNING        | LAST 10    | STRENGTH OF | OPP. STRENGTH | TEAM | ADJ. | CONF. | ADJ CONF. |
| Average RPI Loss: | 31       | RECORD    | PCT. RANK      | GAMES      | SCHEDULE    | OF SCHEDULE   | RPI  | RPI  | RPI   | RPI       |
| DIV. I ONLY       | 9- 3     | 60        | 7- 3           | 152        | 93          | 69            | 69   | 18   | 18    |           |
| DIV. I NON-CONF.  | 7- 3     | 87        | 7- 3           | 63         | 100         | 53            | 53   | 17   | 17    |           |
| TOTALS            | RPI 1-25 | RPI 26-50 | W-L RECORDS    | RPI 51-100 | RPI 101-150 | RPI 150+      |      |      |       |           |
| 9- 3              | 0- 1     | 0- 1      | OVERALL        | 2- 1       | 0- 0        | 7- 0          |      |      |       |           |
| 3- 1              | 0- 0     | 0- 1      | HOME           | 0- 0       | 0- 0        | 3- 0          |      |      |       |           |
| 4- 1              | 0- 0     | 0- 0      | AWAY           | 1- 0       | 0- 0        | 3- 0          |      |      |       |           |
| 2- 1              | 0- 1     | 0- 0      | NEUTRAL        | 1- 0       | 0- 0        | 1- 0          |      |      |       |           |
| 7- 3              | 0- 1     | 0- 1      | NON-CONFERENCE | 2- 1       | 0- 0        | 5- 0          |      |      |       |           |
| 2- 1              | 0- 0     | 0- 1      | HOME           | 0- 0       | 0- 0        | 2- 0          |      |      |       |           |
| 3- 1              | 0- 0     | 0- 0      | AWAY           | 1- 1       | 0- 0        | 2- 0          |      |      |       |           |
| 2- 1              | 0- 1     | 0- 0      | NEUTRAL        | 1- 0       | 0- 0        | 1- 0          |      |      |       |           |
| 2- 0              | 0- 0     | 0- 0      | CONFERENCE     | 0- 0       | 0- 0        | 2- 0          |      |      |       |           |
| 1- 0              | 0- 0     | 0- 0      | HOME           | 0- 0       | 0- 0        | 1- 0          |      |      |       |           |
| 1- 0              | 0- 0     | 0- 0      | AWAY           | 0- 0       | 0- 0        | 1- 0          |      |      |       |           |
| 0- 0              | 0- 0     | 0- 0      | NEUTRAL        | 0- 0       | 0- 0        | 0- 0          |      |      |       |           |

| RPI 1-25                  |   |            |       | RPI 26-50      |    |              |       | RPI 51-100 |               |                |       | Team's RPI: 69 |  | RPI 101+ |   |                |       |
|---------------------------|---|------------|-------|----------------|----|--------------|-------|------------|---------------|----------------|-------|----------------|--|----------|---|----------------|-------|
| RPI                       | S | Opponent   | Score | RPI            | S  | Opponent     | Score | RPI        | S             | Opponent       | Score |                |  | RPI      | S | Opponent       | Score |
| 7                         | N | Oregon St. | 60 75 | 31             | H  | Michigan St. | 54 71 | 56         | A             | Temple         | 68 71 |                |  | 154      | A | Hartford       | 82 59 |
|                           |   |            |       |                |    |              |       | 89         | N             | Long Beach St. | 63 60 |                |  | 184      | H | FGCU           | 66 56 |
|                           |   |            |       |                |    |              |       | 100        | A             | Dayton         | 63 60 |                |  | 227      | H | Northeastern   | 76 59 |
|                           |   |            |       |                |    |              |       |            |               |                |       |                |  | 247      | N | New Mexico St. | 49 46 |
|                           |   |            |       |                |    |              |       |            |               |                |       |                |  | 251      | A | Saint Peter's  | 84 51 |
|                           |   |            |       |                |    |              |       |            |               |                |       |                |  | 273      | H | Siena          | 73 47 |
|                           |   |            |       |                |    |              |       |            |               |                |       |                |  | 320      | A | Holy Cross     | 78 55 |
| LAST 12 Division I GAMES: |   |            |       |                |    |              |       |            |               |                |       |                |  |          |   |                |       |
|                           |   | 89         | N     | Long Beach St. | 63 | 60           | 273   | H          | Siena         | 73             | 47    |                |  |          |   |                |       |
|                           |   | 7          | N     | Oregon St.     | 60 | 75           | 251   | A          | Saint Peter's | 84             | 51    |                |  |          |   |                |       |
|                           |   | 247        | N     | New Mexico St. | 49 | 46           | 56    | A          | Temple        | 68             | 71    |                |  |          |   |                |       |
|                           |   | 154        | A     | Hartford       | 82 | 59           | 227   | H          | Northeastern  | 76             | 59    |                |  |          |   |                |       |
|                           |   | 31         | H     | Michigan St.   | 54 | 71           | 320   | A          | Holy Cross    | 78             | 55    |                |  |          |   |                |       |
|                           |   | 184        | H     | FGCU           | 66 | 56           | 100   | A          | Dayton        | 63             | 60    |                |  |          |   |                |       |

Non-Div I Games:

Quinnipiac

Loss, Non-Conf, S Site, H Home A Away N Neutral

|                   |             |            |                |            |             |               |           |           |           |           |
|-------------------|-------------|------------|----------------|------------|-------------|---------------|-----------|-----------|-----------|-----------|
| Average RPI Win:  | <b>247</b>  | WON-LOST   | WINNING        | LAST 10    | STRENGTH OF | OPP. STRENGTH | TEAM      | ADJ.      | CONF.     | ADJ CONF. |
| Average RPI Loss: | <b>44</b>   | RECORD     | PCT. RANK      | GAMES      | SCHEDULE    | OF SCHEDULE   | RPI       | RPI       | RPI       | RPI       |
| DIV. I ONLY       | <b>6- 3</b> | <b>102</b> | <b>6- 3</b>    | <b>154</b> | <b>159</b>  | <b>66</b>     | <b>66</b> | <b>25</b> | <b>25</b> |           |
| DIV. I NON-CONF.  | <b>6- 3</b> | <b>100</b> | <b>6- 3</b>    | <b>154</b> | <b>160</b>  | <b>68</b>     | <b>68</b> | <b>25</b> | <b>25</b> |           |
| TOTALS            | RPI 1-25    | RPI 26-50  | W-L RECORDS    | RPI 51-100 | RPI 101-150 | RPI 150+      |           |           |           |           |
| 6- 3              | 0- 2        | 0- 0       | OVERALL        | 1- 0       | 0- 1        | 5- 0          |           |           |           |           |
| 2- 0              | 0- 0        | 0- 0       | HOME           | 0- 0       | 0- 0        | 2- 0          |           |           |           |           |
| 4- 3              | 0- 1        | 0- 0       | AWAY           | 1- 0       | 0- 0        | 3- 0          |           |           |           |           |
| 0- 0              | 0- 0        | 0- 0       | NEUTRAL        | 0- 0       | 0- 0        | 0- 0          |           |           |           |           |
| 6- 3              | 0- 2        | 0- 0       | NON-CONFERENCE | 1- 0       | 0- 1        | 5- 0          |           |           |           |           |
| 2- 0              | 0- 0        | 0- 0       | HOME           | 0- 0       | 0- 0        | 2- 0          |           |           |           |           |
| 4- 3              | 0- 2        | 0- 0       | AWAY           | 1- 0       | 0- 1        | 3- 0          |           |           |           |           |
| 0- 0              | 0- 0        | 0- 0       | NEUTRAL        | 0- 0       | 0- 0        | 0- 0          |           |           |           |           |
| 0- 0              | 0- 0        | 0- 0       | CONFERENCE     | 0- 0       | 0- 0        | 0- 0          |           |           |           |           |
| 0- 0              | 0- 0        | 0- 0       | HOME           | 0- 0       | 0- 0        | 0- 0          |           |           |           |           |
| 0- 0              | 0- 0        | 0- 0       | AWAY           | 0- 0       | 0- 0        | 0- 0          |           |           |           |           |
| 0- 0              | 0- 0        | 0- 0       | NEUTRAL        | 0- 0       | 0- 0        | 0- 0          |           |           |           |           |

| RPI 1-25                  |   |               |              | RPI 26-50       |    |           |       | RPI 51-100 |   |             |       | RPI 101+       |    |                 |              |
|---------------------------|---|---------------|--------------|-----------------|----|-----------|-------|------------|---|-------------|-------|----------------|----|-----------------|--------------|
| RPI                       | S | Opponent      | Score        | RPI             | S  | Opponent  | Score | RPI        | S | Opponent    | Score | RPI            | S  | Opponent        | Score        |
| 8                         | A | Kentucky      | 36 <b>59</b> |                 |    |           |       | 63         | A | Wake Forest | 68 60 | 113            | A  | George Mason    | 56 <b>70</b> |
| 11                        | A | Virginia Tech | 52 <b>71</b> |                 |    |           |       |            |   |             |       | 197            | A  | Appalachian St. | 57 54        |
|                           |   |               |              |                 |    |           |       |            |   |             |       | 280            | A  | Davidson        | 44 40        |
|                           |   |               |              |                 |    |           |       |            |   |             |       | 301            | H  | Western Caro.   | 67 39        |
|                           |   |               |              |                 |    |           |       |            |   |             |       | 319            | A  | UNCG            | 70 54        |
|                           |   |               |              |                 |    |           |       |            |   |             |       | 324            | H  | Tennessee Tech  | 79 46        |
| LAST 12 Division I GAMES: |   |               |              |                 |    |           |       |            |   |             |       |                |    |                 |              |
|                           |   | 11            | A            | Virginia Tech   | 52 | <b>71</b> |       |            |   | 319         | A     | UNCG           | 70 | 54              |              |
|                           |   | 8             | A            | Kentucky        | 36 | <b>59</b> |       |            |   | 324         | H     | Tennessee Tech | 79 | 46              |              |
|                           |   | 63            | A            | Wake Forest     | 68 | 60        |       |            |   | 280         | A     | Davidson       | 44 | 40              |              |
|                           |   | 301           | H            | Western Caro.   | 67 | 39        |       |            |   | 113         | A     | George Mason   | 56 | <b>70</b>       |              |
|                           |   | 197           | A            | Appalachian St. | 57 | 54        |       |            |   |             |       |                |    |                 |              |

Non-Div I Games: Davis &amp; Elkins 67 57

Radford

## Rhode Island

Through Games Of Dec. 23, 2016

|                   |          |           |                |            |             |               |      |      |       |           |
|-------------------|----------|-----------|----------------|------------|-------------|---------------|------|------|-------|-----------|
| Average RPI Win:  | 259      | WON-LOST  | WINNING        | LAST 10    | STRENGTH OF | OPP. STRENGTH | TEAM | ADJ. | CONF. | ADJ CONF. |
| Average RPI Loss: | 165      | RECORD    | PCT. RANK      | GAMES      | SCHEDULE    | OF SCHEDULE   | RPI  | RPI  | RPI   | RPI       |
| DIV. I ONLY       | 4- 8     | 233       | 3- 7           | 174        | 307         | 240           | 240  | 11   | 11    |           |
| DIV. I NON-CONF.  | 4- 8     | 231       | 4- 8           | 174        | 307         | 241           | 241  | 11   | 11    |           |
| TOTALS            | RPI 1-25 | RPI 26-50 | W-L RECORDS    | RPI 51-100 | RPI 101-150 | RPI 150+      |      |      |       |           |
| 4- 8              | 0- 0     | 0- 1      | OVERALL        | 0- 0       | 1- 3        | 3- 4          |      |      |       |           |
| 2- 3              | 0- 0     | 0- 1      | HOME           | 0- 0       | 1- 0        | 1- 2          |      |      |       |           |
| 2- 4              | 0- 0     | 0- 0      | AWAY           | 0- 0       | 0- 3        | 2- 1          |      |      |       |           |
| 0- 1              | 0- 0     | 0- 0      | NEUTRAL        | 0- 0       | 0- 0        | 0- 1          |      |      |       |           |
| 4- 8              | 0- 0     | 0- 1      | NON-CONFERENCE | 0- 0       | 1- 3        | 3- 4          |      |      |       |           |
| 2- 3              | 0- 0     | 0- 1      | HOME           | 0- 0       | 1- 0        | 1- 2          |      |      |       |           |
| 2- 4              | 0- 0     | 0- 0      | AWAY           | 0- 0       | 0- 3        | 2- 1          |      |      |       |           |
| 0- 1              | 0- 0     | 0- 0      | NEUTRAL        | 0- 0       | 0- 0        | 0- 1          |      |      |       |           |
| 0- 0              | 0- 0     | 0- 0      | CONFERENCE     | 0- 0       | 0- 0        | 0- 0          |      |      |       |           |
| 0- 0              | 0- 0     | 0- 0      | HOME           | 0- 0       | 0- 0        | 0- 0          |      |      |       |           |
| 0- 0              | 0- 0     | 0- 0      | AWAY           | 0- 0       | 0- 0        | 0- 0          |      |      |       |           |
| 0- 0              | 0- 0     | 0- 0      | NEUTRAL        | 0- 0       | 0- 0        | 0- 0          |      |      |       |           |

| RPI 1-25                  |   |          | RPI 26-50 |     |   | RPI 51-100   |       |     | RPI 101+ |              |       | Team's RPI: 240 |
|---------------------------|---|----------|-----------|-----|---|--------------|-------|-----|----------|--------------|-------|-----------------|
| RPI                       | S | Opponent | Score     | RPI | S | Opponent     | Score | RPI | S        | Opponent     | Score |                 |
|                           |   |          |           | 31  | H | Michigan St. | 48 85 |     |          |              |       |                 |
|                           |   |          |           |     |   |              |       | 102 | A        | Syracuse     | 49 95 |                 |
|                           |   |          |           |     |   |              |       | 107 | A        | Toledo       | 50 65 |                 |
|                           |   |          |           |     |   |              |       | 119 | A        | Kansas       | 36 72 |                 |
|                           |   |          |           |     |   |              |       | 141 | H        | Samford      | 78 63 |                 |
|                           |   |          |           |     |   |              |       | 206 | A        | Brown        | 65 76 |                 |
|                           |   |          |           |     |   |              |       | 221 | N        | Bryant       | 56 62 |                 |
|                           |   |          |           |     |   |              |       | 259 | H        | Penn         | 43 75 |                 |
|                           |   |          |           |     |   |              |       | 266 | A        | Fairfield    | 72 65 |                 |
|                           |   |          |           |     |   |              |       | 275 | H        | Dartmouth    | 52 62 |                 |
|                           |   |          |           |     |   |              |       | 288 | H        | Marist       | 82 61 |                 |
|                           |   |          |           |     |   |              |       | 340 | A        | UMass Lowell | 64 57 |                 |
| LAST 12 Division I GAMES: |   |          |           |     |   |              |       |     |          |              |       |                 |
|                           |   |          |           | 31  | H | Michigan St. | 48 85 |     |          |              |       |                 |
|                           |   |          |           | 221 | N | Bryant       | 56 62 |     |          |              |       |                 |
|                           |   |          |           | 206 | A | Brown        | 65 76 |     |          |              |       |                 |
|                           |   |          |           | 340 | A | UMass Lowell | 64 57 |     |          |              |       |                 |
|                           |   |          |           | 266 | A | Fairfield    | 72 65 |     |          |              |       |                 |
|                           |   |          |           | 141 | H | Samford      | 78 63 |     |          |              |       |                 |
|                           |   |          |           | 275 | H | Dartmouth    | 52 62 |     |          |              |       |                 |
|                           |   |          |           | 119 | A | Kansas       | 36 72 |     |          |              |       |                 |
|                           |   |          |           | 259 | H | Penn         | 43 75 |     |          |              |       |                 |
|                           |   |          |           | 107 | A | Toledo       | 50 65 |     |          |              |       |                 |
|                           |   |          |           | 288 | H | Marist       | 82 61 |     |          |              |       |                 |
|                           |   |          |           | 102 | A | Syracuse     | 49 95 |     |          |              |       |                 |

Non-Div I Games:

Rhode Island

■ Loss, 
 ■ Non-Conf, 
 S Site, 
 ■ Home 
 ■ Away 
 N Neutral

|                   |          |           |                |            |             |               |      |      |       |           |
|-------------------|----------|-----------|----------------|------------|-------------|---------------|------|------|-------|-----------|
| Average RPI Win:  | 269      | WON-LOST  | WINNING        | LAST 10    | STRENGTH OF | OPP. STRENGTH | TEAM | ADJ. | CONF. | ADJ CONF. |
| Average RPI Loss: | 11       | RECORD    | PCT. RANK      | GAMES      | SCHEDULE    | OF SCHEDULE   | RPI  | RPI  | RPI   | RPI       |
| DIV. I ONLY       | 8- 2     | 49        | 7- 2           | 316        | 178         | 125           | 125  | 16   | 16    |           |
| DIV. I NON-CONF.  | 8- 2     | 49        | 8- 2           | 316        | 178         | 126           | 126  | 16   | 16    |           |
| TOTALS            | RPI 1-25 | RPI 26-50 | W-L RECORDS    | RPI 51-100 | RPI 101-150 | RPI 150+      |      |      |       |           |
| 8- 2              | 0- 2     | 0- 0      | OVERALL        | 0- 0       | 1- 0        | 7- 0          |      |      |       |           |
| 4- 0              | 0- 0     | 0- 0      | HOME           | 0- 0       | 1- 0        | 3- 0          |      |      |       |           |
| 4- 2              | 0- 2     | 0- 0      | AWAY           | 0- 0       | 0- 0        | 4- 0          |      |      |       |           |
| 0- 0              | 0- 0     | 0- 0      | NEUTRAL        | 0- 0       | 0- 0        | 0- 0          |      |      |       |           |
| 8- 2              | 0- 2     | 0- 0      | NON-CONFERENCE | 0- 0       | 1- 0        | 7- 0          |      |      |       |           |
| 4- 0              | 0- 0     | 0- 0      | HOME           | 0- 0       | 1- 0        | 3- 0          |      |      |       |           |
| 4- 2              | 0- 2     | 0- 0      | AWAY           | 0- 0       | 0- 0        | 4- 0          |      |      |       |           |
| 0- 0              | 0- 0     | 0- 0      | NEUTRAL        | 0- 0       | 0- 0        | 0- 0          |      |      |       |           |
| 0- 0              | 0- 0     | 0- 0      | CONFERENCE     | 0- 0       | 0- 0        | 0- 0          |      |      |       |           |
| 0- 0              | 0- 0     | 0- 0      | HOME           | 0- 0       | 0- 0        | 0- 0          |      |      |       |           |
| 0- 0              | 0- 0     | 0- 0      | AWAY           | 0- 0       | 0- 0        | 0- 0          |      |      |       |           |
| 0- 0              | 0- 0     | 0- 0      | NEUTRAL        | 0- 0       | 0- 0        | 0- 0          |      |      |       |           |

| RPI | S | Opponent     | Score |
|-----|---|--------------|-------|
| 9   | A | LSU          | 55 66 |
| 13  | A | Oklahoma St. | 51 65 |

| RPI | S | Opponent | Score |
|-----|---|----------|-------|
|-----|---|----------|-------|

| RPI | S | Opponent | Score |
|-----|---|----------|-------|
|-----|---|----------|-------|

| RPI | S | Opponent           | Score | Team's RPI: 125 |
|-----|---|--------------------|-------|-----------------|
| 142 | H | Grand Canyon       | 64 50 |                 |
| 152 | H | Prairie View       | 68 57 |                 |
| 236 | A | Texas Southern     | 52 49 |                 |
| 291 | H | Sam Houston St.    | 77 51 |                 |
| 299 | H | A&M-Corpus Christi | 70 36 |                 |
| 341 | A | Houston Baptist    | 79 53 |                 |
| 344 | A | La.-Monroe         | 93 50 |                 |
| 345 | A | Incarnate Word     | 60 43 |                 |

## LAST 12 Division I GAMES:

|     |   |                 |       |     |   |                    |       |
|-----|---|-----------------|-------|-----|---|--------------------|-------|
| 236 | A | Texas Southern  | 52 49 | 344 | A | La.-Monroe         | 93 50 |
| 345 | A | Incarnate Word  | 60 43 | 299 | H | A&M-Corpus Christi | 70 36 |
| 291 | H | Sam Houston St. | 77 51 | 9   | A | LSU                | 55 66 |
| 13  | A | Oklahoma St.    | 51 65 | 152 | H | Prairie View       | 68 57 |
| 142 | H | Grand Canyon    | 64 50 |     |   |                    |       |
| 341 | A | Houston Baptist | 79 53 |     |   |                    |       |

Non-Div I Games: Huston-Tillotson 96 62

Rice

|                   |            |           |                |            |             |               |      |      |       |           |
|-------------------|------------|-----------|----------------|------------|-------------|---------------|------|------|-------|-----------|
| Average RPI Win:  | <b>293</b> | WON-LOST  | WINNING        | LAST 10    | STRENGTH OF | OPP. STRENGTH | TEAM | ADJ. | CONF. | ADJ CONF. |
| Average RPI Loss: | <b>144</b> | RECORD    | PCT. RANK      | GAMES      | SCHEDULE    | OF SCHEDULE   | RPI  | RPI  | RPI   | RPI       |
| DIV. I ONLY       | 5- 7       | 203       | 5- 5           | 249        | 309         | 252           | 252  | 11   | 11    |           |
| DIV. I NON-CONF.  | 5- 7       | 204       | 5- 7           | 251        | 309         | 252           | 252  | 11   | 11    |           |
| TOTALS            | RPI 1-25   | RPI 26-50 | W-L RECORDS    | RPI 51-100 | RPI 101-150 | RPI 150+      |      |      |       |           |
| 5- 7              | 0- 0       | 0- 0      | OVERALL        | 0- 3       | 0- 1        | 5- 3          |      |      |       |           |
| 1- 4              | 0- 0       | 0- 0      | HOME           | 0- 2       | 0- 0        | 1- 2          |      |      |       |           |
| 2- 2              | 0- 0       | 0- 0      | AWAY           | 0- 1       | 0- 1        | 2- 0          |      |      |       |           |
| 2- 1              | 0- 0       | 0- 0      | NEUTRAL        | 0- 0       | 0- 0        | 2- 1          |      |      |       |           |
| 5- 7              | 0- 0       | 0- 0      | NON-CONFERENCE | 0- 3       | 0- 1        | 5- 3          |      |      |       |           |
| 1- 4              | 0- 0       | 0- 0      | HOME           | 0- 2       | 0- 0        | 1- 2          |      |      |       |           |
| 2- 2              | 0- 0       | 0- 0      | AWAY           | 0- 1       | 0- 1        | 2- 0          |      |      |       |           |
| 2- 1              | 0- 0       | 0- 0      | NEUTRAL        | 0- 0       | 0- 0        | 2- 1          |      |      |       |           |
| 0- 0              | 0- 0       | 0- 0      | CONFERENCE     | 0- 0       | 0- 0        | 0- 0          |      |      |       |           |
| 0- 0              | 0- 0       | 0- 0      | HOME           | 0- 0       | 0- 0        | 0- 0          |      |      |       |           |
| 0- 0              | 0- 0       | 0- 0      | AWAY           | 0- 0       | 0- 0        | 0- 0          |      |      |       |           |
| 0- 0              | 0- 0       | 0- 0      | NEUTRAL        | 0- 0       | 0- 0        | 0- 0          |      |      |       |           |

| RPI 1-25                  |   |          |       | RPI 26-50 |   |                 |       | RPI 51-100 |     |               |               | RPI 101+ Team's RPI: 252 |     |          |                 |    |    |
|---------------------------|---|----------|-------|-----------|---|-----------------|-------|------------|-----|---------------|---------------|--------------------------|-----|----------|-----------------|----|----|
| RPI                       | S | Opponent | Score | RPI       | S | Opponent        | Score | RPI        | S   | Opponent      | Score         | RPI                      | S   | Opponent | Score           |    |    |
|                           |   |          |       |           |   |                 |       | 85         | H   | Virginia      | 56            | 63                       | 135 | A        | William & Mary  | 39 | 67 |
|                           |   |          |       |           |   |                 |       | 96         | H   | East Carolina | 60            | 71                       | 157 | N        | Cleveland St.   | 65 | 69 |
|                           |   |          |       |           |   |                 |       | 98         | A   | Hampton       | 45            | 72                       | 179 | H        | Columbia        | 58 | 65 |
|                           |   |          |       |           |   |                 |       |            |     |               |               |                          | 197 | H        | Appalachian St. | 55 | 46 |
|                           |   |          |       |           |   |                 |       |            |     |               |               |                          | 259 | H        | Penn            | 44 | 47 |
|                           |   |          |       |           |   |                 |       |            |     |               |               |                          | 270 | A        | Fla. Atlantic   | 77 | 67 |
|                           |   |          |       |           |   |                 |       |            |     |               |               |                          | 312 | A        | Furman          | 54 | 48 |
|                           |   |          |       |           |   |                 |       |            |     |               |               |                          | 337 | N        | Liberty         | 63 | 54 |
|                           |   |          |       |           |   |                 |       |            |     |               |               |                          | 347 | N        | Florida A&M     | 64 | 51 |
| LAST 12 Division I GAMES: |   |          |       |           |   |                 |       |            |     |               |               |                          |     |          |                 |    |    |
|                           |   |          |       | 157       | N | Cleveland St.   | 65    | 69         | 312 | A             | Furman        | 54                       | 48  |          |                 |    |    |
|                           |   |          |       | 337       | N | Liberty         | 63    | 54         | 96  | H             | East Carolina | 60                       | 71  |          |                 |    |    |
|                           |   |          |       | 270       | A | Fla. Atlantic   | 77    | 67         | 98  | A             | Hampton       | 45                       | 72  |          |                 |    |    |
|                           |   |          |       | 347       | N | Florida A&M     | 64    | 51         | 259 | H             | Penn          | 44                       | 47  |          |                 |    |    |
|                           |   |          |       | 197       | H | Appalachian St. | 55    | 46         | 85  | H             | Virginia      | 56                       | 63  |          |                 |    |    |
|                           |   |          |       | 135       | A | William & Mary  | 39    | 67         | 179 | H             | Columbia      | 58                       | 65  |          |                 |    |    |

Non-Div I Games:

Richmond

■ Loss, 
 ■ Non-Conf, 
 ■ S Site, 
 ■ H Home 
 ■ A Away 
 N Neutral

R  
i  
d  
e  
rR  
i  
d  
e  
r

Rider

|                   |          |           |                |            |             |               |      |      |       |           |
|-------------------|----------|-----------|----------------|------------|-------------|---------------|------|------|-------|-----------|
| Average RPI Win:  | 276      | WON-LOST  | WINNING        | LAST 10    | STRENGTH OF | OPP. STRENGTH | TEAM | ADJ. | CONF. | ADJ CONF. |
| Average RPI Loss: | 151      | RECORD    | PCT. RANK      | GAMES      | SCHEDULE    | OF SCHEDULE   | RPI  | RPI  | RPI   | RPI       |
| DIV. I ONLY       | 4- 6     | 207       | 4- 6           | 290        | 218         | 230           | 230  | 32   | 32    |           |
| DIV. I NON-CONF.  | 4- 6     | 208       | 4- 6           | 292        | 217         | 231           | 231  | 32   | 32    |           |
| TOTALS            | RPI 1-25 | RPI 26-50 | W-L RECORDS    | RPI 51-100 | RPI 101-150 | RPI 150+      |      |      |       |           |
| 4- 6              | 0- 0     | 0- 1      | OVERALL        | 0- 1       | 0- 1        | 4- 3          |      |      |       |           |
| 1- 1              | 0- 0     | 0- 0      | HOME           | 0- 0       | 0- 0        | 1- 1          |      |      |       |           |
| 3- 4              | 0- 0     | 0- 1      | AWAY           | 0- 1       | 0- 1        | 3- 1          |      |      |       |           |
| 0- 1              | 0- 0     | 0- 0      | NEUTRAL        | 0- 0       | 0- 0        | 0- 1          |      |      |       |           |
| 4- 6              | 0- 0     | 0- 1      | NON-CONFERENCE | 0- 1       | 0- 1        | 4- 3          |      |      |       |           |
| 1- 1              | 0- 0     | 0- 0      | HOME           | 0- 0       | 0- 0        | 1- 1          |      |      |       |           |
| 3- 4              | 0- 0     | 0- 1      | AWAY           | 0- 1       | 0- 1        | 3- 1          |      |      |       |           |
| 0- 1              | 0- 0     | 0- 0      | NEUTRAL        | 0- 0       | 0- 0        | 0- 1          |      |      |       |           |
| 0- 0              | 0- 0     | 0- 0      | CONFERENCE     | 0- 0       | 0- 0        | 0- 0          |      |      |       |           |
| 0- 0              | 0- 0     | 0- 0      | HOME           | 0- 0       | 0- 0        | 0- 0          |      |      |       |           |
| 0- 0              | 0- 0     | 0- 0      | AWAY           | 0- 0       | 0- 0        | 0- 0          |      |      |       |           |
| 0- 0              | 0- 0     | 0- 0      | NEUTRAL        | 0- 0       | 0- 0        | 0- 0          |      |      |       |           |

| RPI 1-25                  |   |          |       | RPI 26-50 |   |            |       | RPI 51-100 |   |            |       | RPI 101+ |   |            |       | Team's RPI: 230 |  |
|---------------------------|---|----------|-------|-----------|---|------------|-------|------------|---|------------|-------|----------|---|------------|-------|-----------------|--|
| RPI                       | S | Opponent | Score | RPI       | S | Opponent   | Score | RPI        | S | Opponent   | Score | RPI      | S | Opponent   | Score |                 |  |
|                           |   |          |       | 49        | A | Iowa       | 60 81 | 62         | A | Vanderbilt | 59 75 | 143      | A | Delaware   | 65 67 |                 |  |
|                           |   |          |       |           |   |            |       |            |   |            |       | 192      | N | Stetson    | 60 68 |                 |  |
|                           |   |          |       |           |   |            |       |            |   |            |       | 195      | A | Kent St.   | 68 65 |                 |  |
|                           |   |          |       |           |   |            |       |            |   |            |       | 225      | H | Monmouth   | 56 69 |                 |  |
|                           |   |          |       |           |   |            |       |            |   |            |       | 233      | A | FIU        | 57 59 |                 |  |
|                           |   |          |       |           |   |            |       |            |   |            |       | 271      | H | Howard     | 59 42 |                 |  |
|                           |   |          |       |           |   |            |       |            |   |            |       | 290      | A | Lafayette  | 62 51 |                 |  |
|                           |   |          |       |           |   |            |       |            |   |            |       | 346      | A | Morgan St. | 58 44 |                 |  |
| LAST 12 Division I GAMES: |   |          |       |           |   |            |       |            |   |            |       |          |   |            |       |                 |  |
|                           |   |          |       | 192       | N | Stetson    | 60 68 | 346        | A | Morgan St. | 58 44 |          |   |            |       |                 |  |
|                           |   |          |       | 62        | A | Vanderbilt | 59 75 | 49         | A | Iowa       | 60 81 |          |   |            |       |                 |  |
|                           |   |          |       | 195       | A | Kent St.   | 68 65 | 271        | H | Howard     | 59 42 |          |   |            |       |                 |  |
|                           |   |          |       | 290       | A | Lafayette  | 62 51 | 143        | A | Delaware   | 65 67 |          |   |            |       |                 |  |
|                           |   |          |       | 225       | H | Monmouth   | 56 69 | 233        | A | FIU        | 57 59 |          |   |            |       |                 |  |

Non-Div I Games: Point Park 69 52

Robert Morris

|                   |          |           |                |            |             |               |      |      |       |           |
|-------------------|----------|-----------|----------------|------------|-------------|---------------|------|------|-------|-----------|
| Average RPI Win:  | 150      | WON-LOST  | WINNING        | LAST 10    | STRENGTH OF | OPP. STRENGTH | TEAM | ADJ. | CONF. | ADJ CONF. |
| Average RPI Loss: | 97       | RECORD    | PCT. RANK      | GAMES      | SCHEDULE    | OF SCHEDULE   | RPI  | RPI  | RPI   | RPI       |
| DIV. I ONLY       | 3- 10    | 275       | 3- 7           | 25         | 156         | 193           | 193  | 5    | 5     |           |
| DIV. I NON-CONF.  | 3- 10    | 275       | 3- 9           | 26         | 157         | 194           | 194  | 5    | 5     |           |
| TOTALS            | RPI 1-25 | RPI 26-50 | W-L RECORDS    | RPI 51-100 | RPI 101-150 | RPI 150+      |      |      |       |           |
| 3- 10             | 0- 0     | 0- 2      | OVERALL        | 1- 4       | 0- 2        | 2- 2          |      |      |       |           |
| 3- 4              | 0- 0     | 0- 1      | HOME           | 1- 1       | 0- 2        | 2- 0          |      |      |       |           |
| 0- 6              | 0- 0     | 0- 1      | AWAY           | 0- 3       | 0- 0        | 0- 2          |      |      |       |           |
| 0- 0              | 0- 0     | 0- 0      | NEUTRAL        | 0- 0       | 0- 0        | 0- 0          |      |      |       |           |
| 3- 10             | 0- 0     | 0- 2      | NON-CONFERENCE | 1- 4       | 0- 2        | 2- 2          |      |      |       |           |
| 3- 4              | 0- 0     | 0- 1      | HOME           | 1- 1       | 0- 2        | 2- 0          |      |      |       |           |
| 0- 6              | 0- 0     | 0- 1      | AWAY           | 0- 3       | 0- 0        | 0- 2          |      |      |       |           |
| 0- 0              | 0- 0     | 0- 0      | NEUTRAL        | 0- 0       | 0- 0        | 0- 0          |      |      |       |           |
| 0- 0              | 0- 0     | 0- 0      | CONFERENCE     | 0- 0       | 0- 0        | 0- 0          |      |      |       |           |
| 0- 0              | 0- 0     | 0- 0      | HOME           | 0- 0       | 0- 0        | 0- 0          |      |      |       |           |
| 0- 0              | 0- 0     | 0- 0      | AWAY           | 0- 0       | 0- 0        | 0- 0          |      |      |       |           |
| 0- 0              | 0- 0     | 0- 0      | NEUTRAL        | 0- 0       | 0- 0        | 0- 0          |      |      |       |           |

| RPI S                     | Opponent      | Score | RPI S | Opponent          | Score | RPI S | Opponent          | Score | RPI S | Opponent        | Score | Team's RPI: 193 |
|---------------------------|---------------|-------|-------|-------------------|-------|-------|-------------------|-------|-------|-----------------|-------|-----------------|
| 27                        | A Elon        | 54 66 | 28    | H Duke            | 32 68 | 56    | H Temple          | 37 48 | 123   | H James Madison | 76 82 |                 |
|                           |               |       |       |                   |       | 63    | A Wake Forest     | 43 55 | 134   | H Chattanooga   | 53 66 |                 |
|                           |               |       |       |                   |       | 64    | H Bucknell        | 57 53 | 162   | A Houston       | 51 53 |                 |
|                           |               |       |       |                   |       | 75    | A St. John's (NY) | 39 65 | 165   | H Seton Hall    | 53 45 |                 |
|                           |               |       |       |                   |       | 85    | A Virginia        | 54 62 | 216   | A Princeton     | 34 64 |                 |
|                           |               |       |       |                   |       |       |                   |       | 221   | H Bryant        | 50 42 |                 |
| LAST 12 Division I GAMES: |               |       |       |                   |       |       |                   |       |       |                 |       |                 |
| 56                        | H Temple      | 37 48 | 165   | H Seton Hall      | 53 45 |       |                   |       |       |                 |       |                 |
| 221                       | H Bryant      | 50 42 | 162   | A Houston         | 51 53 |       |                   |       |       |                 |       |                 |
| 216                       | A Princeton   | 34 64 | 75    | A St. John's (NY) | 39 65 |       |                   |       |       |                 |       |                 |
| 85                        | A Virginia    | 54 62 | 123   | H James Madison   | 76 82 |       |                   |       |       |                 |       |                 |
| 63                        | A Wake Forest | 43 55 | 64    | H Bucknell        | 57 53 |       |                   |       |       |                 |       |                 |
| 27                        | A Elon        | 54 66 | 28    | H Duke            | 32 68 |       |                   |       |       |                 |       |                 |

Non-Div I Games:

Rutgers

■ Loss, 
 ■ Non-Conf, 
 S Site, 
 ■ Home 
 ■ Away 
 N Neutral



|                   |          |           |                |            |             |               |      |      |       |           |
|-------------------|----------|-----------|----------------|------------|-------------|---------------|------|------|-------|-----------|
| Average RPI Win:  | 190      | WON-LOST  | WINNING        | LAST 10    | STRENGTH OF | OPP. STRENGTH | TEAM | ADJ. | CONF. | ADJ CONF. |
| Average RPI Loss: | 45       | RECORD    | PCT. RANK      | GAMES      | SCHEDULE    | OF SCHEDULE   | RPI  | RPI  | RPI   | RPI       |
| DIV. I ONLY       | 6- 2     | 60        | 6- 1           | 181        | 63          | 54            | 54   | 28   | 28    |           |
| DIV. I NON-CONF.  | 6- 2     | 60        | 6- 2           | 180        | 63          | 55            | 55   | 28   | 28    |           |
| TOTALS            | RPI 1-25 | RPI 26-50 | W-L RECORDS    | RPI 51-100 | RPI 101-150 | RPI 150+      |      |      |       |           |
| 6- 2              | 0- 0     | 0- 2      | OVERALL        | 1- 0       | 1- 0        | 4- 0          |      |      |       |           |
| 2- 0              | 0- 0     | 0- 0      | HOME           | 0- 0       | 0- 0        | 2- 0          |      |      |       |           |
| 4- 2              | 0- 0     | 0- 2      | AWAY           | 1- 0       | 1- 0        | 2- 0          |      |      |       |           |
| 0- 0              | 0- 0     | 0- 0      | NEUTRAL        | 0- 0       | 0- 0        | 0- 0          |      |      |       |           |
| 6- 2              | 0- 0     | 0- 2      | NON-CONFERENCE | 1- 0       | 1- 0        | 4- 0          |      |      |       |           |
| 2- 0              | 0- 0     | 0- 0      | HOME           | 0- 0       | 0- 0        | 2- 0          |      |      |       |           |
| 4- 2              | 0- 0     | 0- 2      | AWAY           | 1- 0       | 1- 0        | 2- 0          |      |      |       |           |
| 0- 0              | 0- 0     | 0- 0      | NEUTRAL        | 0- 0       | 0- 0        | 0- 0          |      |      |       |           |
| 0- 0              | 0- 0     | 0- 0      | CONFERENCE     | 0- 0       | 0- 0        | 0- 0          |      |      |       |           |
| 0- 0              | 0- 0     | 0- 0      | HOME           | 0- 0       | 0- 0        | 0- 0          |      |      |       |           |
| 0- 0              | 0- 0     | 0- 0      | AWAY           | 0- 0       | 0- 0        | 0- 0          |      |      |       |           |
| 0- 0              | 0- 0     | 0- 0      | NEUTRAL        | 0- 0       | 0- 0        | 0- 0          |      |      |       |           |

| RPI S                     | Opponent       | Score | RPI S | Opponent       | Score | RPI S | Opponent         | Score | RPI S | Opponent         | Score |
|---------------------------|----------------|-------|-------|----------------|-------|-------|------------------|-------|-------|------------------|-------|
| 43                        | A Texas A&M    | 48 63 | 47    | A South Dakota | 74 80 | 52    | A UT Arlington   | 65 60 | 113   | A George Mason   | 77 76 |
|                           |                |       |       |                |       |       |                  |       | 152   | H Prairie View   | 88 64 |
|                           |                |       |       |                |       |       |                  |       | 210   | A Louisiana Tech | 60 58 |
|                           |                |       |       |                |       |       |                  |       | 268   | A Coppin St.     | 72 57 |
|                           |                |       |       |                |       |       |                  |       | 343   | H Montana        | 54 46 |
| LAST 12 Division I GAMES: |                |       |       |                |       |       |                  |       |       |                  |       |
| 152                       | H Prairie View | 88 64 | 343   | H Montana      | 54 46 | 210   | A Louisiana Tech | 60 58 | 52    | A UT Arlington   | 65 60 |
| 47                        | A South Dakota | 74 80 | 268   | A Coppin St.   | 72 57 | 113   | A George Mason   | 77 76 | 43    | A Texas A&M      | 48 63 |

Non-Div I Games: Okla. Panhandle 77 43 Tex. Permian Basin 89 70 LSU-Shreveport 93 56

SFA

|                   |          |           |                |            |             |               |      |      |       |           |
|-------------------|----------|-----------|----------------|------------|-------------|---------------|------|------|-------|-----------|
| Average RPI Win:  | 254      | WON-LOST  | WINNING        | LAST 10    | STRENGTH OF | OPP. STRENGTH | TEAM | ADJ. | CONF. | ADJ CONF. |
| Average RPI Loss: | 123      | RECORD    | PCT. RANK      | GAMES      | SCHEDULE    | OF SCHEDULE   | RPI  | RPI  | RPI   | RPI       |
| DIV. I ONLY       | 3- 9     | 273       | 3- 6           | 53         | 285         | 209           | 209  | 26   | 26    |           |
| DIV. I NON-CONF.  | 3- 9     | 273       | 3- 8           | 54         | 283         | 210           | 210  | 26   | 26    |           |
| TOTALS            | RPI 1-25 | RPI 26-50 | W-L RECORDS    | RPI 51-100 | RPI 101-150 | RPI 150+      |      |      |       |           |
| 3- 9              | 0- 0     | 0- 2      | OVERALL        | 0- 2       | 0- 2        | 3- 3          |      |      |       |           |
| 2- 1              | 0- 0     | 0- 0      | HOME           | 0- 0       | 0- 1        | 2- 0          |      |      |       |           |
| 0- 5              | 0- 0     | 0- 1      | AWAY           | 0- 1       | 0- 1        | 0- 2          |      |      |       |           |
| 1- 3              | 0- 0     | 0- 1      | NEUTRAL        | 0- 1       | 0- 0        | 1- 1          |      |      |       |           |
| 3- 9              | 0- 0     | 0- 2      | NON-CONFERENCE | 0- 2       | 0- 2        | 3- 3          |      |      |       |           |
| 2- 1              | 0- 0     | 0- 0      | HOME           | 0- 0       | 0- 1        | 2- 0          |      |      |       |           |
| 0- 5              | 0- 0     | 0- 1      | AWAY           | 0- 1       | 0- 1        | 0- 2          |      |      |       |           |
| 1- 3              | 0- 0     | 0- 1      | NEUTRAL        | 0- 1       | 0- 0        | 1- 1          |      |      |       |           |
| 0- 0              | 0- 0     | 0- 0      | CONFERENCE     | 0- 0       | 0- 0        | 0- 0          |      |      |       |           |
| 0- 0              | 0- 0     | 0- 0      | HOME           | 0- 0       | 0- 0        | 0- 0          |      |      |       |           |
| 0- 0              | 0- 0     | 0- 0      | AWAY           | 0- 0       | 0- 0        | 0- 0          |      |      |       |           |
| 0- 0              | 0- 0     | 0- 0      | NEUTRAL        | 0- 0       | 0- 0        | 0- 0          |      |      |       |           |

| RPI 1-25                  |   |                  | RPI 26-50 |     |   | RPI 51-100       |       |     | RPI 101+ |                 |       | Team's RPI: 209 |
|---------------------------|---|------------------|-----------|-----|---|------------------|-------|-----|----------|-----------------|-------|-----------------|
| RPI                       | S | Opponent         | Score     | RPI | S | Opponent         | Score | RPI | S        | Opponent        | Score |                 |
| 44                        | A | South Dakota St. | 49 82     | 55  | A | Missouri         | 60 72 | 115 | H        | Western Ill.    | 74 76 |                 |
| 47                        | N | South Dakota     | 68 75     | 62  | N | Vanderbilt       | 63 73 | 121 | A        | Northern Ill.   | 78 97 |                 |
|                           |   |                  |           |     |   |                  |       | 153 | H        | Southern Ill.   | 60 59 |                 |
|                           |   |                  |           |     |   |                  |       | 156 | A        | Saint Louis     | 49 90 |                 |
|                           |   |                  |           |     |   |                  |       | 192 | A        | Stetson         | 68 78 |                 |
|                           |   |                  |           |     |   |                  |       | 281 | H        | Illinois St.    | 92 80 |                 |
|                           |   |                  |           |     |   |                  |       | 316 | N        | Bethune-Cookman | 78 83 |                 |
|                           |   |                  |           |     |   |                  |       | 327 | N        | Utah Valley     | 71 64 |                 |
| LAST 12 Division I GAMES: |   |                  |           |     |   |                  |       |     |          |                 |       |                 |
| 281                       | H | Illinois St.     | 92 80     | 62  | N | Vanderbilt       | 63 73 |     |          |                 |       |                 |
| 316                       | N | Bethune-Cookman  | 78 83     | 327 | N | Utah Valley      | 71 64 |     |          |                 |       |                 |
| 192                       | A | Stetson          | 68 78     | 115 | H | Western Ill.     | 74 76 |     |          |                 |       |                 |
| 121                       | A | Northern Ill.    | 78 97     | 153 | H | Southern Ill.    | 60 59 |     |          |                 |       |                 |
| 55                        | A | Missouri         | 60 72     | 156 | A | Saint Louis      | 49 90 |     |          |                 |       |                 |
| 47                        | N | South Dakota     | 68 75     | 44  | A | South Dakota St. | 49 82 |     |          |                 |       |                 |

Non-Div I Games: Mo.-St. Louis 59 49

SIUE

■ Loss, 
 ■ Non-Conf, 
 ■ S Site, 
 ■ Home 
 ■ A Away 
 N Neutral

|                   |          |           |                |            |             |               |      |      |       |           |
|-------------------|----------|-----------|----------------|------------|-------------|---------------|------|------|-------|-----------|
| Average RPI Win:  | 192      | WON-LOST  | WINNING        | LAST 10    | STRENGTH OF | OPP. STRENGTH | TEAM | ADJ. | CONF. | ADJ CONF. |
| Average RPI Loss: | 124      | RECORD    | PCT. RANK      | GAMES      | SCHEDULE    | OF SCHEDULE   | RPI  | RPI  | RPI   | RPI       |
| DIV. I ONLY       | 9- 4     | 96        | 7- 3           | 80         | 213         | 67            | 67   | 7    | 7     |           |
| DIV. I NON-CONF.  | 9- 4     | 95        | 8- 4           | 82         | 212         | 69            | 69   | 7    | 7     |           |
| TOTALS            | RPI 1-25 | RPI 26-50 | W-L RECORDS    | RPI 51-100 | RPI 101-150 | RPI 150+      |      |      |       |           |
| 9- 4              | 0- 1     | 1- 0      | OVERALL        | 0- 1       | 1- 0        | 7- 2          |      |      |       |           |
| 6- 0              | 0- 0     | 1- 0      | HOME           | 0- 0       | 0- 0        | 5- 0          |      |      |       |           |
| 1- 3              | 0- 0     | 0- 0      | AWAY           | 0- 1       | 1- 0        | 0- 2          |      |      |       |           |
| 2- 1              | 0- 1     | 0- 0      | NEUTRAL        | 0- 0       | 0- 0        | 2- 0          |      |      |       |           |
| 9- 4              | 0- 1     | 1- 0      | NON-CONFERENCE | 0- 1       | 1- 0        | 7- 2          |      |      |       |           |
| 6- 0              | 0- 0     | 1- 0      | HOME           | 0- 0       | 0- 0        | 5- 0          |      |      |       |           |
| 1- 3              | 0- 0     | 0- 0      | AWAY           | 0- 1       | 1- 0        | 0- 2          |      |      |       |           |
| 2- 1              | 0- 1     | 0- 0      | NEUTRAL        | 0- 0       | 0- 0        | 2- 0          |      |      |       |           |
| 0- 0              | 0- 0     | 0- 0      | CONFERENCE     | 0- 0       | 0- 0        | 0- 0          |      |      |       |           |
| 0- 0              | 0- 0     | 0- 0      | HOME           | 0- 0       | 0- 0        | 0- 0          |      |      |       |           |
| 0- 0              | 0- 0     | 0- 0      | AWAY           | 0- 0       | 0- 0        | 0- 0          |      |      |       |           |
| 0- 0              | 0- 0     | 0- 0      | NEUTRAL        | 0- 0       | 0- 0        | 0- 0          |      |      |       |           |

| RPI 1-25                  |   |                 | RPI 26-50 |     |   | RPI 51-100     |       |     | Team's RPI: 67 | RPI 101+                   |       |                    |
|---------------------------|---|-----------------|-----------|-----|---|----------------|-------|-----|----------------|----------------------------|-------|--------------------|
| RPI                       | S | Opponent        | Score     | RPI | S | Opponent       | Score | RPI | S              | Opponent                   | Score |                    |
| 5                         | N | Mississippi St. | 42 91     | 43  | H | Texas A&M      | 54 53 | 79  | A              | Colorado                   | 50 67 | 119 A Kansas 75 63 |
|                           |   |                 |           |     |   |                |       |     |                | 151 A TCU 67 76            |       |                    |
|                           |   |                 |           |     |   |                |       |     |                | 152 H Prairie View 61 54   |       |                    |
|                           |   |                 |           |     |   |                |       |     |                | 163 N Boston College 72 64 |       |                    |
|                           |   |                 |           |     |   |                |       |     |                | 220 N Grambling 56 36      |       |                    |
|                           |   |                 |           |     |   |                |       |     |                | 236 H Texas Southern 61 36 |       |                    |
|                           |   |                 |           |     |   |                |       |     |                | 245 H Texas St. 64 56      |       |                    |
|                           |   |                 |           |     |   |                |       |     |                | 262 A New Mexico 49 64     |       |                    |
|                           |   |                 |           |     |   |                |       |     |                | 274 H North Texas 65 51    |       |                    |
|                           |   |                 |           |     |   |                |       |     |                | 278 H Seattle U 77 43      |       |                    |
| LAST 12 Division I GAMES: |   |                 |           |     |   |                |       |     |                |                            |       |                    |
| 278                       | H | Seattle U       | 77 43     | 262 | A | New Mexico     | 49 64 |     |                |                            |       |                    |
| 236                       | H | Texas Southern  | 61 36     | 274 | H | North Texas    | 65 51 |     |                |                            |       |                    |
| 220                       | N | Grambling       | 56 36     | 79  | A | Colorado       | 50 67 |     |                |                            |       |                    |
| 5                         | N | Mississippi St. | 42 91     | 163 | N | Boston College | 72 64 |     |                |                            |       |                    |
| 43                        | H | Texas A&M       | 54 53     | 152 | H | Prairie View   | 61 54 |     |                |                            |       |                    |
| 119                       | A | Kansas          | 75 63     | 151 | A | TCU            | 67 76 |     |                |                            |       |                    |

Non-Div I Games:

SMU

## Sacramento St.

Through Games Of Dec. 23, 2016

|                   |          |           |                |            |             |               |      |      |       |           |
|-------------------|----------|-----------|----------------|------------|-------------|---------------|------|------|-------|-----------|
| Average RPI Win:  | 237      | WON-LOST  | WINNING        | LAST 10    | STRENGTH OF | OPP. STRENGTH | TEAM | ADJ. | CONF. | ADJ CONF. |
| Average RPI Loss: | 169      | RECORD    | PCT. RANK      | GAMES      | SCHEDULE    | OF SCHEDULE   | RPI  | RPI  | RPI   | RPI       |
| DIV. I ONLY       | 3- 7     | 249       | 3- 6           | 133        | 316         | 256           | 256  | 17   | 17    |           |
| DIV. I NON-CONF.  | 3- 7     | 248       | 3- 7           | 134        | 316         | 256           | 256  | 18   | 18    |           |
| TOTALS            | RPI 1-25 | RPI 26-50 | W-L RECORDS    | RPI 51-100 | RPI 101-150 | RPI 150+      |      |      |       |           |
| 3- 7              | 0- 1     | 0- 0      | OVERALL        | 0- 2       | 1- 0        | 2- 4          |      |      |       |           |
| 2- 3              | 0- 0     | 0- 0      | HOME           | 0- 2       | 1- 0        | 1- 1          |      |      |       |           |
| 1- 2              | 0- 1     | 0- 0      | AWAY           | 0- 0       | 0- 0        | 1- 1          |      |      |       |           |
| 0- 2              | 0- 0     | 0- 0      | NEUTRAL        | 0- 0       | 0- 0        | 0- 2          |      |      |       |           |
| 3- 7              | 0- 1     | 0- 0      | NON-CONFERENCE | 0- 2       | 1- 0        | 2- 4          |      |      |       |           |
| 2- 3              | 0- 0     | 0- 0      | HOME           | 0- 2       | 1- 0        | 1- 1          |      |      |       |           |
| 1- 2              | 0- 1     | 0- 0      | AWAY           | 0- 0       | 0- 0        | 1- 1          |      |      |       |           |
| 0- 2              | 0- 0     | 0- 0      | NEUTRAL        | 0- 0       | 0- 0        | 0- 2          |      |      |       |           |
| 0- 0              | 0- 0     | 0- 0      | CONFERENCE     | 0- 0       | 0- 0        | 0- 0          |      |      |       |           |
| 0- 0              | 0- 0     | 0- 0      | HOME           | 0- 0       | 0- 0        | 0- 0          |      |      |       |           |
| 0- 0              | 0- 0     | 0- 0      | AWAY           | 0- 0       | 0- 0        | 0- 0          |      |      |       |           |
| 0- 0              | 0- 0     | 0- 0      | NEUTRAL        | 0- 0       | 0- 0        | 0- 0          |      |      |       |           |

| RPI 1-25                  |   |                     |        | RPI 26-50 |   |                |        | RPI 51-100 |   |                     |        | RPI 101+ Team's RPI: 256 |   |                |        |
|---------------------------|---|---------------------|--------|-----------|---|----------------|--------|------------|---|---------------------|--------|--------------------------|---|----------------|--------|
| RPI                       | S | Opponent            | Score  | RPI       | S | Opponent       | Score  | RPI        | S | Opponent            | Score  | RPI                      | S | Opponent       | Score  |
| 23                        | A | California          | 73 97  |           |   |                |        | 71         | H | UC Davis            | 78 110 | 106                      | H | Hofstra        | 97 85  |
|                           |   |                     |        |           |   |                |        | 77         | H | Southern California | 95 111 | 177                      | A | San Francisco  | 80 91  |
|                           |   |                     |        |           |   |                |        |            |   |                     |        | 247                      | N | New Mexico St. | 73 99  |
|                           |   |                     |        |           |   |                |        |            |   |                     |        | 255                      | H | Nevada         | 95 99  |
|                           |   |                     |        |           |   |                |        |            |   |                     |        | 294                      | H | Cal Poly       | 97 96  |
|                           |   |                     |        |           |   |                |        |            |   |                     |        | 310                      | A | UC Irvine      | 78 70  |
|                           |   |                     |        |           |   |                |        |            |   |                     |        | 332                      | N | Youngstown St. | 94 102 |
| LAST 12 Division I GAMES: |   |                     |        |           |   |                |        |            |   |                     |        |                          |   |                |        |
| 71                        | H | UC Davis            | 78 110 | 332       | N | Youngstown St. | 94 102 |            |   |                     |        |                          |   |                |        |
| 310                       | A | UC Irvine           | 78 70  | 247       | N | New Mexico St. | 73 99  |            |   |                     |        |                          |   |                |        |
| 23                        | A | California          | 73 97  | 255       | H | Nevada         | 95 99  |            |   |                     |        |                          |   |                |        |
| 77                        | H | Southern California | 95 111 | 294       | H | Cal Poly       | 97 96  |            |   |                     |        |                          |   |                |        |
| 106                       | H | Hofstra             | 97 85  | 177       | A | San Francisco  | 80 91  |            |   |                     |        |                          |   |                |        |

Non-Div I Games: Stanislaus St. 102 72

Sacramento St.

Loss, 
Non-Conf, 
S Site, 
H Home
A Away 
N Neutral

## Sacred Heart

Through Games Of Dec. 23, 2016

| Average RPI Win:  | 243      | WON-LOST  | WINNING        | LAST 10    | STRENGTH OF | OPP. STRENGTH | TEAM | ADJ. | CONF. | ADJ CONF. |
|-------------------|----------|-----------|----------------|------------|-------------|---------------|------|------|-------|-----------|
| Average RPI Loss: | 150      | RECORD    | PCT. RANK      | GAMES      | SCHEDULE    | OF SCHEDULE   | RPI  | RPI  | RPI   | RPI       |
| DIV. I ONLY       | 3- 8     | 259       | 2- 8           | 61         | 305         | 190           | 190  | 32   | 32    |           |
| DIV. I NON-CONF.  | 3- 8     | 259       | 3- 8           | 62         | 305         | 191           | 191  | 32   | 32    |           |
| TOTALS            | RPI 1-25 | RPI 26-50 | W-L RECORDS    | RPI 51-100 | RPI 101-150 | RPI 150+      |      |      |       |           |
| 3- 8              | 0- 1     | 0- 1      | OVERALL        | 0- 1       | 0- 0        | 3- 5          |      |      |       |           |
| 1- 3              | 0- 0     | 0- 1      | HOME           | 0- 0       | 0- 0        | 1- 2          |      |      |       |           |
| 2- 5              | 0- 1     | 0- 0      | AWAY           | 0- 1       | 0- 0        | 2- 3          |      |      |       |           |
| 0- 0              | 0- 0     | 0- 0      | NEUTRAL        | 0- 0       | 0- 0        | 0- 0          |      |      |       |           |
| 3- 8              | 0- 1     | 0- 1      | NON-CONFERENCE | 0- 1       | 0- 0        | 3- 5          |      |      |       |           |
| 1- 3              | 0- 0     | 0- 1      | HOME           | 0- 0       | 0- 0        | 1- 2          |      |      |       |           |
| 2- 5              | 0- 1     | 0- 0      | AWAY           | 0- 1       | 0- 0        | 2- 3          |      |      |       |           |
| 0- 0              | 0- 0     | 0- 0      | NEUTRAL        | 0- 0       | 0- 0        | 0- 0          |      |      |       |           |
| 0- 0              | 0- 0     | 0- 0      | CONFERENCE     | 0- 0       | 0- 0        | 0- 0          |      |      |       |           |
| 0- 0              | 0- 0     | 0- 0      | HOME           | 0- 0       | 0- 0        | 0- 0          |      |      |       |           |
| 0- 0              | 0- 0     | 0- 0      | AWAY           | 0- 0       | 0- 0        | 0- 0          |      |      |       |           |
| 0- 0              | 0- 0     | 0- 0      | NEUTRAL        | 0- 0       | 0- 0        | 0- 0          |      |      |       |           |

| RPI 1-25                  |   |               |       | RPI 26-50 |   |            |       | RPI 51-100 |   |          |       | RPI 101+ Team's RPI: 190 |   |               |       |
|---------------------------|---|---------------|-------|-----------|---|------------|-------|------------|---|----------|-------|--------------------------|---|---------------|-------|
| RPI                       | S | Opponent      | Score | RPI       | S | Opponent   | Score | RPI        | S | Opponent | Score | RPI                      | S | Opponent      | Score |
| 16                        | A | Buffalo       | 55 76 | 48        | H | Harvard    | 60 68 | 93         | A | Iowa St. | 56 76 | 154                      | A | Hartford      | 64 81 |
|                           |   |               |       |           |   |            |       |            |   |          |       | 173                      | A | New Hampshire | 43 71 |
|                           |   |               |       |           |   |            |       |            |   |          |       | 191                      | A | Binghamton    | 77 69 |
|                           |   |               |       |           |   |            |       |            |   |          |       | 206                      | H | Brown         | 66 80 |
|                           |   |               |       |           |   |            |       |            |   |          |       | 225                      | H | Monmouth      | 54 65 |
|                           |   |               |       |           |   |            |       |            |   |          |       | 266                      | A | Fairfield     | 56 44 |
|                           |   |               |       |           |   |            |       |            |   |          |       | 273                      | H | Siena         | 62 58 |
|                           |   |               |       |           |   |            |       |            |   |          |       | 287                      | A | Lehigh        | 62 68 |
| LAST 12 Division I GAMES: |   |               |       |           |   |            |       |            |   |          |       |                          |   |               |       |
| 173                       | A | New Hampshire | 43 71 | 93        | A | Iowa St.   | 56 76 |            |   |          |       |                          |   |               |       |
| 273                       | H | Siena         | 62 58 | 191       | A | Binghamton | 77 69 |            |   |          |       |                          |   |               |       |
| 225                       | H | Monmouth      | 54 65 | 287       | A | Lehigh     | 62 68 |            |   |          |       |                          |   |               |       |
| 154                       | A | Hartford      | 64 81 | 206       | H | Brown      | 66 80 |            |   |          |       |                          |   |               |       |
| 48                        | H | Harvard       | 60 68 | 266       | A | Fairfield  | 56 44 |            |   |          |       |                          |   |               |       |
| 16                        | A | Buffalo       | 55 76 |           |   |            |       |            |   |          |       |                          |   |               |       |

Non-Div I Games:

Sacred Heart

■ Loss, 
 ■ Non-Conf, 
 ■ S Site, 
 ■ H Home 
 ■ A Away 
 N Neutral

|                   |          |           |                |            |             |               |      |      |       |           |
|-------------------|----------|-----------|----------------|------------|-------------|---------------|------|------|-------|-----------|
| Average RPI Win:  | 233      | WON-LOST  | WINNING        | LAST 10    | STRENGTH OF | OPP. STRENGTH | TEAM | ADJ. | CONF. | ADJ CONF. |
| Average RPI Loss: | 160      | RECORD    | PCT. RANK      | GAMES      | SCHEDULE    | OF SCHEDULE   | RPI  | RPI  | RPI   | RPI       |
| DIV. I ONLY       | 3- 8     | 259       | 2- 8           | 91         | 319         | 208           | 208  | 32   | 32    |           |
| DIV. I NON-CONF.  | 3- 8     | 259       | 3- 8           | 93         | 319         | 209           | 209  | 32   | 32    |           |
| TOTALS            | RPI 1-25 | RPI 26-50 | W-L RECORDS    | RPI 51-100 | RPI 101-150 | RPI 150+      |      |      |       |           |
| 3- 8              | 0- 0     | 0- 2      | OVERALL        | 0- 1       | 0- 2        | 3- 3          |      |      |       |           |
| 1- 2              | 0- 0     | 0- 0      | HOME           | 0- 0       | 0- 1        | 1- 1          |      |      |       |           |
| 2- 4              | 0- 0     | 0- 2      | AWAY           | 0- 0       | 0- 1        | 2- 1          |      |      |       |           |
| 0- 2              | 0- 0     | 0- 0      | NEUTRAL        | 0- 1       | 0- 0        | 0- 1          |      |      |       |           |
| 3- 8              | 0- 0     | 0- 2      | NON-CONFERENCE | 0- 1       | 0- 2        | 3- 3          |      |      |       |           |
| 1- 2              | 0- 0     | 0- 0      | HOME           | 0- 0       | 0- 1        | 1- 1          |      |      |       |           |
| 2- 4              | 0- 0     | 0- 2      | AWAY           | 0- 0       | 0- 1        | 2- 1          |      |      |       |           |
| 0- 2              | 0- 0     | 0- 0      | NEUTRAL        | 0- 1       | 0- 0        | 0- 1          |      |      |       |           |
| 0- 0              | 0- 0     | 0- 0      | CONFERENCE     | 0- 0       | 0- 0        | 0- 0          |      |      |       |           |
| 0- 0              | 0- 0     | 0- 0      | HOME           | 0- 0       | 0- 0        | 0- 0          |      |      |       |           |
| 0- 0              | 0- 0     | 0- 0      | AWAY           | 0- 0       | 0- 0        | 0- 0          |      |      |       |           |
| 0- 0              | 0- 0     | 0- 0      | NEUTRAL        | 0- 0       | 0- 0        | 0- 0          |      |      |       |           |

| RPI S                     | Opponent         | Score  | RPI S | Opponent         | Score   | RPI S | Opponent | Score | RPI S | Opponent         | Score   | Team's RPI: 208 |
|---------------------------|------------------|--------|-------|------------------|---------|-------|----------|-------|-------|------------------|---------|-----------------|
| 39                        | A South Fla.     | 80 129 | 42    | A Marquette      | 91 104  | 90    | N UMES   | 82 90 | 130   | H Cornell        | 72 78   |                 |
|                           |                  |        |       |                  |         |       |          |       | 135   | A William & Mary | 60 73   |                 |
|                           |                  |        |       |                  |         |       |          |       | 175   | A Wisconsin      | 103 100 |                 |
|                           |                  |        |       |                  |         |       |          |       | 179   | H Columbia       | 77 84   |                 |
|                           |                  |        |       |                  |         |       |          |       | 260   | A Coastal Caro.  | 70 59   |                 |
|                           |                  |        |       |                  |         |       |          |       | 263   | H Canisius       | 95 74   |                 |
|                           |                  |        |       |                  |         |       |          |       | 330   | N Jackson St.    | 84 88   |                 |
|                           |                  |        |       |                  |         |       |          |       | 332   | A Youngstown St. | 68 69   |                 |
| LAST 12 Division I GAMES: |                  |        |       |                  |         |       |          |       |       |                  |         |                 |
| 90                        | N UMES           | 82 90  | 135   | A William & Mary | 60 73   |       |          |       |       |                  |         |                 |
| 39                        | A South Fla.     | 80 129 | 330   | N Jackson St.    | 84 88   |       |          |       |       |                  |         |                 |
| 260                       | A Coastal Caro.  | 70 59  | 179   | H Columbia       | 77 84   |       |          |       |       |                  |         |                 |
| 332                       | A Youngstown St. | 68 69  | 42    | A Marquette      | 91 104  |       |          |       |       |                  |         |                 |
| 130                       | H Cornell        | 72 78  | 175   | A Wisconsin      | 103 100 |       |          |       |       |                  |         |                 |
| 263                       | H Canisius       | 95 74  |       |                  |         |       |          |       |       |                  |         |                 |

Non-Div I Games:

Saint Francis (PA)

■ Loss, 
 ■ Non-Conf, 
 ■ S Site, 
 ■ Home 
 ■ A Away 
 N Neutral

## Saint Joseph's

Through Games Of Dec. 23, 2016

|                   |          |           |                |            |             |               |      |      |       |           |
|-------------------|----------|-----------|----------------|------------|-------------|---------------|------|------|-------|-----------|
| Average RPI Win:  | 285      | WON-LOST  | WINNING        | LAST 10    | STRENGTH OF | OPP. STRENGTH | TEAM | ADJ. | CONF. | ADJ CONF. |
| Average RPI Loss: | 101      | RECORD    | PCT. RANK      | GAMES      | SCHEDULE    | OF SCHEDULE   | RPI  | RPI  | RPI   | RPI       |
| DIV. I ONLY       | 3- 8     | 259       | 3- 7           | 66         | 256         | 199           | 199  | 11   | 11    |           |
| DIV. I NON-CONF.  | 3- 8     | 259       | 3- 8           | 68         | 255         | 200           | 200  | 11   | 11    |           |
| TOTALS            | RPI 1-25 | RPI 26-50 | W-L RECORDS    | RPI 51-100 | RPI 101-150 | RPI 150+      |      |      |       |           |
| 3- 8              | 0- 0     | 0- 1      | OVERALL        | 0- 3       | 0- 2        | 3- 2          |      |      |       |           |
| 1- 4              | 0- 0     | 0- 0      | HOME           | 0- 2       | 0- 2        | 1- 0          |      |      |       |           |
| 2- 3              | 0- 0     | 0- 0      | AWAY           | 0- 0       | 0- 0        | 2- 0          |      |      |       |           |
| 0- 1              | 0- 0     | 0- 0      | NEUTRAL        | 0- 1       | 0- 0        | 0- 0          |      |      |       |           |
| 3- 8              | 0- 0     | 0- 1      | NON-CONFERENCE | 0- 3       | 0- 2        | 3- 2          |      |      |       |           |
| 1- 4              | 0- 0     | 0- 0      | HOME           | 0- 2       | 0- 2        | 1- 0          |      |      |       |           |
| 2- 3              | 0- 0     | 0- 1      | AWAY           | 0- 0       | 0- 0        | 2- 2          |      |      |       |           |
| 0- 1              | 0- 0     | 0- 0      | NEUTRAL        | 0- 1       | 0- 0        | 0- 0          |      |      |       |           |
| 0- 0              | 0- 0     | 0- 0      | CONFERENCE     | 0- 0       | 0- 0        | 0- 0          |      |      |       |           |
| 0- 0              | 0- 0     | 0- 0      | HOME           | 0- 0       | 0- 0        | 0- 0          |      |      |       |           |
| 0- 0              | 0- 0     | 0- 0      | AWAY           | 0- 0       | 0- 0        | 0- 0          |      |      |       |           |
| 0- 0              | 0- 0     | 0- 0      | NEUTRAL        | 0- 0       | 0- 0        | 0- 0          |      |      |       |           |

| RPI 1-25                  |   |          |       | RPI 26-50 |   |               |       | RPI 51-100 |   |          |       | RPI 101+ Team's RPI: 199 |   |               |       |
|---------------------------|---|----------|-------|-----------|---|---------------|-------|------------|---|----------|-------|--------------------------|---|---------------|-------|
| RPI                       | S | Opponent | Score | RPI       | S | Opponent      | Score | RPI        | S | Opponent | Score | RPI                      | S | Opponent      | Score |
|                           |   |          |       | 38        | A | Drexel        | 49 60 | 56         | H | Temple   | 70 86 | 106                      | H | Hofstra       | 64 75 |
|                           |   |          |       |           |   |               |       | 59         | N | BYU      | 56 71 | 129                      | H | Villanova     | 54 62 |
|                           |   |          |       |           |   |               |       | 64         | H | Bucknell | 61 64 | 178                      | A | Central Mich. | 71 73 |
|                           |   |          |       |           |   |               |       |            |   |          |       | 180                      | A | Iona          | 57 58 |
|                           |   |          |       |           |   |               |       |            |   |          |       | 259                      | A | Penn          | 57 53 |
|                           |   |          |       |           |   |               |       |            |   |          |       | 262                      | A | New Mexico    | 79 67 |
|                           |   |          |       |           |   |               |       |            |   |          |       | 334                      | H | NJIT          | 75 36 |
| LAST 12 Division I GAMES: |   |          |       |           |   |               |       |            |   |          |       |                          |   |               |       |
|                           |   |          |       | 178       | A | Central Mich. | 71 73 |            |   |          |       | 106                      | H | Hofstra       | 64 75 |
|                           |   |          |       | 129       | H | Villanova     | 54 62 |            |   |          |       | 38                       | A | Drexel        | 49 60 |
|                           |   |          |       | 262       | A | New Mexico    | 79 67 |            |   |          |       | 334                      | H | NJIT          | 75 36 |
|                           |   |          |       | 59        | N | BYU           | 56 71 |            |   |          |       | 64                       | H | Bucknell      | 61 64 |
|                           |   |          |       | 259       | A | Penn          | 57 53 |            |   |          |       | 56                       | H | Temple        | 70 86 |
|                           |   |          |       | 180       | A | Iona          | 57 58 |            |   |          |       |                          |   |               |       |

Non-Div I Games:

Saint Joseph's

  Loss, 
   Non-Conf, 
   S Site, 
   H Home 
   A Away 
 N Neutral

|                   |          |           |                |            |             |               |      |      |       |           |
|-------------------|----------|-----------|----------------|------------|-------------|---------------|------|------|-------|-----------|
| Average RPI Win:  | 229      | WON-LOST  | WINNING        | LAST 10    | STRENGTH OF | OPP. STRENGTH | TEAM | ADJ. | CONF. | ADJ CONF. |
| Average RPI Loss: | 130      | RECORD    | PCT. RANK      | GAMES      | SCHEDULE    | OF SCHEDULE   | RPI  | RPI  | RPI   | RPI       |
| DIV. I ONLY       | 9- 3     | 60        | 7- 3           | 324        | 132         | 156           | 156  | 11   | 11    |           |
| DIV. I NON-CONF.  | 9- 3     | 60        | 9- 3           | 324        | 132         | 156           | 156  | 11   | 11    |           |
| TOTALS            | RPI 1-25 | RPI 26-50 | W-L RECORDS    | RPI 51-100 | RPI 101-150 | RPI 150+      |      |      |       |           |
| 9- 3              | 0- 0     | 0- 0      | OVERALL        | 2- 1       | 0- 1        | 7- 1          |      |      |       |           |
| 5- 1              | 0- 0     | 0- 0      | HOME           | 2- 0       | 0- 1        | 3- 0          |      |      |       |           |
| 4- 2              | 0- 0     | 0- 0      | AWAY           | 0- 1       | 0- 0        | 4- 1          |      |      |       |           |
| 0- 0              | 0- 0     | 0- 0      | NEUTRAL        | 0- 0       | 0- 0        | 0- 0          |      |      |       |           |
| 9- 3              | 0- 0     | 0- 0      | NON-CONFERENCE | 2- 1       | 0- 1        | 7- 1          |      |      |       |           |
| 5- 1              | 0- 0     | 0- 0      | HOME           | 2- 0       | 0- 1        | 3- 0          |      |      |       |           |
| 4- 2              | 0- 0     | 0- 0      | AWAY           | 0- 1       | 0- 0        | 4- 1          |      |      |       |           |
| 0- 0              | 0- 0     | 0- 0      | NEUTRAL        | 0- 0       | 0- 0        | 0- 0          |      |      |       |           |
| 0- 0              | 0- 0     | 0- 0      | CONFERENCE     | 0- 0       | 0- 0        | 0- 0          |      |      |       |           |
| 0- 0              | 0- 0     | 0- 0      | HOME           | 0- 0       | 0- 0        | 0- 0          |      |      |       |           |
| 0- 0              | 0- 0     | 0- 0      | AWAY           | 0- 0       | 0- 0        | 0- 0          |      |      |       |           |
| 0- 0              | 0- 0     | 0- 0      | NEUTRAL        | 0- 0       | 0- 0        | 0- 0          |      |      |       |           |

| RPI 1-25                  |   |                   | RPI 26-50 |     |   | RPI 51-100       |                  |       | RPI 101+ |                     |       | Team's RPI: 156 |
|---------------------------|---|-------------------|-----------|-----|---|------------------|------------------|-------|----------|---------------------|-------|-----------------|
| RPI                       | S | Opponent          | Score     | RPI | S | Opponent         | Score            | RPI   | S        | Opponent            | Score |                 |
|                           |   |                   |           |     |   | 55               | H Missouri       | 72 61 | 144      | H Indiana St.       | 67 70 |                 |
|                           |   |                   |           |     |   | 61               | A Little Rock    | 43 56 | 185      | A Tulsa             | 64 70 |                 |
|                           |   |                   |           |     |   | 76               | H Washington St. | 73 70 | 209      | H SIUE              | 90 49 |                 |
|                           |   |                   |           |     |   |                  |                  |       | 218      | A Bradley           | 68 58 |                 |
|                           |   |                   |           |     |   |                  |                  |       | 231      | A Loyola Marymount  | 90 76 |                 |
|                           |   |                   |           |     |   |                  |                  |       | 282      | A Southeast Mo. St. | 89 50 |                 |
|                           |   |                   |           |     |   |                  |                  |       | 310      | A UC Irvine         | 79 69 |                 |
|                           |   |                   |           |     |   |                  |                  |       | 338      | H Eastern Ky.       | 78 51 |                 |
|                           |   |                   |           |     |   |                  |                  |       | 346      | H Morgan St.        | 71 43 |                 |
| LAST 12 Division I GAMES: |   |                   |           |     |   |                  |                  |       |          |                     |       |                 |
| 338                       | H | Eastern Ky.       | 78 51     | 55  | H | Missouri         | 72 61            |       |          |                     |       |                 |
| 282                       | A | Southeast Mo. St. | 89 50     | 76  | H | Washington St.   | 73 70            |       |          |                     |       |                 |
| 61                        | A | Little Rock       | 43 56     | 185 | A | Tulsa            | 64 70            |       |          |                     |       |                 |
| 346                       | H | Morgan St.        | 71 43     | 144 | H | Indiana St.      | 67 70            |       |          |                     |       |                 |
| 218                       | A | Bradley           | 68 58     | 231 | A | Loyola Marymount | 90 76            |       |          |                     |       |                 |
| 209                       | H | SIUE              | 90 49     | 310 | A | UC Irvine        | 79 69            |       |          |                     |       |                 |

Non-Div I Games:

Saint Louis



## Saint Peter's

Through Games Of Dec. 23, 2016

|                   |          |           |                |            |             |               |      |      |       |           |
|-------------------|----------|-----------|----------------|------------|-------------|---------------|------|------|-------|-----------|
| Average RPI Win:  | 318      | WON-LOST  | WINNING        | LAST 10    | STRENGTH OF | OPP. STRENGTH | TEAM | ADJ. | CONF. | ADJ CONF. |
| Average RPI Loss: | 121      | RECORD    | PCT. RANK      | GAMES      | SCHEDULE    | OF SCHEDULE   | RPI  | RPI  | RPI   | RPI       |
| DIV. I ONLY       | 2- 9     | 293       | 2- 8           | 129        | 210         | 251           | 251  | 18   | 18    |           |
| DIV. I NON-CONF.  | 1- 8     | 315       | 1- 8           | 132        | 188         | 290           | 290  | 17   | 17    |           |
| TOTALS            | RPI 1-25 | RPI 26-50 | W-L RECORDS    | RPI 51-100 | RPI 101-150 | RPI 150+      |      |      |       |           |
| 2- 9              | 0- 2     | 0- 1      | OVERALL        | 0- 3       | 0- 0        | 2- 3          |      |      |       |           |
| 1- 1              | 0- 0     | 0- 0      | HOME           | 0- 1       | 0- 0        | 1- 0          |      |      |       |           |
| 1- 5              | 0- 0     | 0- 0      | AWAY           | 0- 0       | 0- 0        | 1- 0          |      |      |       |           |
| 0- 3              | 0- 0     | 0- 0      | NEUTRAL        | 0- 2       | 0- 0        | 0- 1          |      |      |       |           |
| 1- 8              | 0- 2     | 0- 1      | NON-CONFERENCE | 0- 2       | 0- 0        | 1- 3          |      |      |       |           |
| 1- 0              | 0- 0     | 0- 0      | HOME           | 0- 0       | 0- 0        | 1- 0          |      |      |       |           |
| 0- 5              | 0- 2     | 0- 1      | AWAY           | 0- 0       | 0- 0        | 0- 2          |      |      |       |           |
| 0- 3              | 0- 0     | 0- 0      | NEUTRAL        | 0- 2       | 0- 0        | 0- 1          |      |      |       |           |
| 1- 1              | 0- 0     | 0- 0      | CONFERENCE     | 0- 1       | 0- 0        | 1- 0          |      |      |       |           |
| 0- 1              | 0- 0     | 0- 0      | HOME           | 0- 1       | 0- 0        | 0- 0          |      |      |       |           |
| 1- 0              | 0- 0     | 0- 0      | AWAY           | 0- 0       | 0- 0        | 1- 0          |      |      |       |           |
| 0- 0              | 0- 0     | 0- 0      | NEUTRAL        | 0- 0       | 0- 0        | 0- 0          |      |      |       |           |

| RPI 1-25                  |   |                |        | RPI 26-50 |   |                      |        | RPI 51-100 |   |            |       | RPI 101+ Team's RPI: 251 |   |                      |       |
|---------------------------|---|----------------|--------|-----------|---|----------------------|--------|------------|---|------------|-------|--------------------------|---|----------------------|-------|
| RPI                       | S | Opponent       | Score  | RPI       | S | Opponent             | Score  | RPI        | S | Opponent   | Score | RPI                      | S | Opponent             | Score |
| 3                         | A | South Carolina | 38 93  | 37        | A | Penn St.             | 50 106 | 69         | H | Quinnipiac | 51 84 | 206                      | A | Brown                | 71 80 |
| 22                        | A | Maryland       | 49 101 |           |   |                      |        | 72         | N | Maine      | 43 59 | 276                      | N | Bowling Green        | 68 73 |
|                           |   |                |        |           |   |                      |        | 98         | N | Hampton    | 42 71 | 288                      | A | Marist               | 73 69 |
|                           |   |                |        |           |   |                      |        |            |   |            |       | 308                      | A | St. Francis Brooklyn | 52 58 |
|                           |   |                |        |           |   |                      |        |            |   |            |       | 348                      | H | Fairleigh Dickinson  | 65 43 |
| LAST 12 Division I GAMES: |   |                |        |           |   |                      |        |            |   |            |       |                          |   |                      |       |
| 288                       | A | Marist         | 73 69  | 206       | A | Brown                | 71 80  |            |   |            |       |                          |   |                      |       |
| 69                        | H | Quinnipiac     | 51 84  | 348       | H | Fairleigh Dickinson  | 65 43  |            |   |            |       |                          |   |                      |       |
| 276                       | N | Bowling Green  | 68 73  | 308       | A | St. Francis Brooklyn | 52 58  |            |   |            |       |                          |   |                      |       |
| 3                         | A | South Carolina | 38 93  | 22        | A | Maryland             | 49 101 |            |   |            |       |                          |   |                      |       |
| 98                        | N | Hampton        | 42 71  | 37        | A | Penn St.             | 50 106 |            |   |            |       |                          |   |                      |       |
| 72                        | N | Maine          | 43 59  |           |   |                      |        |            |   |            |       |                          |   |                      |       |

Non-Div I Games:

Saint Peter's

■ Loss, 
 ■ Non-Conf, 
 ■ S Site, 
 ■ H Home 
 ■ A Away 
 N Neutral

Sam Houston St.

Through Games Of Dec. 23, 2016

|                   |          |           |                |            |             |               |      |      |       |           |
|-------------------|----------|-----------|----------------|------------|-------------|---------------|------|------|-------|-----------|
| Average RPI Win:  | 0        | WON-LOST  | WINNING        | LAST 10    | STRENGTH OF | OPP. STRENGTH | TEAM | ADJ. | CONF. | ADJ CONF. |
| Average RPI Loss: | 158      | RECORD    | PCT. RANK      | GAMES      | SCHEDULE    | OF SCHEDULE   | RPI  | RPI  | RPI   | RPI       |
| DIV. I ONLY       | 0- 9     | 335       | 0- 9           | 37         | 338         | 291           | 291  | 28   | 28    |           |
| DIV. I NON-CONF.  | 0- 9     | 335       | 0- 9           | 37         | 338         | 289           | 289  | 28   | 28    |           |
| TOTALS            | RPI 1-25 | RPI 26-50 | W-L RECORDS    | RPI 51-100 | RPI 101-150 | RPI 150+      |      |      |       |           |
| 0- 9              | 0- 1     | 0- 0      | OVERALL        | 0- 1       | 0- 1        | 0- 6          |      |      |       |           |
| 0- 1              | 0- 0     | 0- 0      | HOME           | 0- 0       | 0- 0        | 0- 1          |      |      |       |           |
| 0- 7              | 0- 1     | 0- 0      | AWAY           | 0- 1       | 0- 1        | 0- 4          |      |      |       |           |
| 0- 1              | 0- 0     | 0- 0      | NEUTRAL        | 0- 0       | 0- 0        | 0- 1          |      |      |       |           |
| 0- 9              | 0- 1     | 0- 0      | NON-CONFERENCE | 0- 1       | 0- 1        | 0- 6          |      |      |       |           |
| 0- 1              | 0- 0     | 0- 0      | HOME           | 0- 0       | 0- 0        | 0- 1          |      |      |       |           |
| 0- 7              | 0- 1     | 0- 0      | AWAY           | 0- 1       | 0- 1        | 0- 4          |      |      |       |           |
| 0- 1              | 0- 0     | 0- 0      | NEUTRAL        | 0- 0       | 0- 0        | 0- 1          |      |      |       |           |
| 0- 0              | 0- 0     | 0- 0      | CONFERENCE     | 0- 0       | 0- 0        | 0- 0          |      |      |       |           |
| 0- 0              | 0- 0     | 0- 0      | HOME           | 0- 0       | 0- 0        | 0- 0          |      |      |       |           |
| 0- 0              | 0- 0     | 0- 0      | AWAY           | 0- 0       | 0- 0        | 0- 0          |      |      |       |           |
| 0- 0              | 0- 0     | 0- 0      | NEUTRAL        | 0- 0       | 0- 0        | 0- 0          |      |      |       |           |

| RPI 1-25                  |   |          |       | RPI 26-50 |   |              |       | RPI 51-100 |   |          |       | RPI 101+ Team's RPI: 291 |   |              |       |
|---------------------------|---|----------|-------|-----------|---|--------------|-------|------------|---|----------|-------|--------------------------|---|--------------|-------|
| RPI                       | S | Opponent | Score | RPI       | S | Opponent     | Score | RPI        | S | Opponent | Score | RPI                      | S | Opponent     | Score |
| 9                         | A | LSU      | 41 89 |           |   |              |       | 91         | A | Arkansas | 39 71 | 125                      | A | Rice         | 51 77 |
|                           |   |          |       |           |   |              |       |            |   |          |       | 151                      | A | TCU          | 37 81 |
|                           |   |          |       |           |   |              |       |            |   |          |       | 152                      | A | Prairie View | 65 75 |
|                           |   |          |       |           |   |              |       |            |   |          |       | 196                      | N | Marshall     | 50 73 |
|                           |   |          |       |           |   |              |       |            |   |          |       | 226                      | A | UTRGV        | 50 78 |
|                           |   |          |       |           |   |              |       |            |   |          |       | 226                      | H | UTRGV        | 45 69 |
|                           |   |          |       |           |   |              |       |            |   |          |       | 245                      | A | Texas St.    | 46 69 |
| LAST 12 Division I GAMES: |   |          |       |           |   |              |       |            |   |          |       |                          |   |              |       |
| 196                       | N | Marshall | 50 73 | 245       | A | Texas St.    | 46 69 | 9          | A | LSU      | 41 89 |                          |   |              |       |
| 226                       | H | UTRGV    | 45 69 | 152       | A | Prairie View | 65 75 | 125        | A | Rice     | 51 77 |                          |   |              |       |
| 151                       | A | TCU      | 37 81 | 226       | A | UTRGV        | 50 78 |            |   |          |       |                          |   |              |       |
| 91                        | A | Arkansas | 39 71 |           |   |              |       |            |   |          |       |                          |   |              |       |

Non-Div I Games: Wiley 51 57

Sam Houston St.

Loss, Non-Conf, S Site, H Home A Away N Neutral

|                   |          |           |                |            |             |               |      |      |       |           |
|-------------------|----------|-----------|----------------|------------|-------------|---------------|------|------|-------|-----------|
| Average RPI Win:  | 209      | WON-LOST  | WINNING        | LAST 10    | STRENGTH OF | OPP. STRENGTH | TEAM | ADJ. | CONF. | ADJ CONF. |
| Average RPI Loss: | 83       | RECORD    | PCT. RANK      | GAMES      | SCHEDULE    | OF SCHEDULE   | RPI  | RPI  | RPI   | RPI       |
| DIV. I ONLY       | 6- 6     | 160       | 5- 5           | 164        | 54          | 141           | 141  | 22   | 22    |           |
| DIV. I NON-CONF.  | 6- 6     | 161       | 6- 6           | 164        | 54          | 142           | 142  | 22   | 22    |           |
| TOTALS            | RPI 1-25 | RPI 26-50 | W-L RECORDS    | RPI 51-100 | RPI 101-150 | RPI 150+      |      |      |       |           |
| 6- 6              | 0- 1     | 0- 1      | OVERALL        | 1- 3       | 1- 0        | 4- 1          |      |      |       |           |
| 5- 1              | 0- 0     | 0- 0      | HOME           | 0- 1       | 1- 0        | 4- 0          |      |      |       |           |
| 1- 5              | 0- 1     | 0- 1      | AWAY           | 1- 2       | 0- 0        | 0- 1          |      |      |       |           |
| 0- 0              | 0- 0     | 0- 0      | NEUTRAL        | 0- 0       | 0- 0        | 0- 0          |      |      |       |           |
| 6- 6              | 0- 1     | 0- 1      | NON-CONFERENCE | 1- 3       | 1- 0        | 4- 1          |      |      |       |           |
| 5- 1              | 0- 0     | 0- 0      | HOME           | 0- 1       | 1- 0        | 4- 0          |      |      |       |           |
| 1- 5              | 0- 1     | 0- 1      | AWAY           | 1- 2       | 0- 0        | 0- 1          |      |      |       |           |
| 0- 0              | 0- 0     | 0- 0      | NEUTRAL        | 0- 0       | 0- 0        | 0- 0          |      |      |       |           |
| 0- 0              | 0- 0     | 0- 0      | CONFERENCE     | 0- 0       | 0- 0        | 0- 0          |      |      |       |           |
| 0- 0              | 0- 0     | 0- 0      | HOME           | 0- 0       | 0- 0        | 0- 0          |      |      |       |           |
| 0- 0              | 0- 0     | 0- 0      | AWAY           | 0- 0       | 0- 0        | 0- 0          |      |      |       |           |
| 0- 0              | 0- 0     | 0- 0      | NEUTRAL        | 0- 0       | 0- 0        | 0- 0          |      |      |       |           |

| RPI 1-25                  |   |              |       | RPI 26-50 |   |             |       | RPI 51-100 |   |              |       | RPI 101+ Team's RPI: 141 |   |              |       |
|---------------------------|---|--------------|-------|-----------|---|-------------|-------|------------|---|--------------|-------|--------------------------|---|--------------|-------|
| RPI                       | S | Opponent     | Score | RPI       | S | Opponent    | Score | RPI        | S | Opponent     | Score | RPI                      | S | Opponent     | Score |
| 8                         | A | Kentucky     | 57 80 | 48        | A | Harvard     | 52 57 | 51         | A | Georgia Tech | 57 62 | 140                      | H | UAB          | 52 49 |
|                           |   |              |       |           |   |             |       | 63         | A | Wake Forest  | 40 51 | 215                      | H | UT Martin    | 69 62 |
|                           |   |              |       |           |   |             |       | 86         | H | Belmont      | 54 73 | 219                      | H | Memphis      | 48 42 |
|                           |   |              |       |           |   |             |       | 99         | A | Georgia      | 65 59 | 240                      | A | Rhode Island | 63 78 |
|                           |   |              |       |           |   |             |       |            |   |              |       | 265                      | H | Alabama St.  | 63 49 |
|                           |   |              |       |           |   |             |       |            |   |              |       | 315                      | H | Alabama A&M  | 61 37 |
| LAST 12 Division I GAMES: |   |              |       |           |   |             |       |            |   |              |       |                          |   |              |       |
| 99                        | A | Georgia      | 65 59 | 140       | H | UAB         | 52 49 | 86         | H | Belmont      | 54 73 |                          |   |              |       |
| 63                        | A | Wake Forest  | 40 51 | 315       | H | Alabama A&M | 61 37 | 265        | H | Alabama St.  | 63 49 |                          |   |              |       |
| 240                       | A | Rhode Island | 63 78 | 8         | A | Kentucky    | 57 80 | 215        | H | UT Martin    | 69 62 |                          |   |              |       |
| 48                        | A | Harvard      | 52 57 |           |   |             |       |            |   |              |       |                          |   |              |       |
| 219                       | H | Memphis      | 48 42 |           |   |             |       |            |   |              |       |                          |   |              |       |
| 51                        | A | Georgia Tech | 57 62 |           |   |             |       |            |   |              |       |                          |   |              |       |

Non-Div I Games:

Samford

|                   |          |           |                |            |             |               |      |      |       |           |
|-------------------|----------|-----------|----------------|------------|-------------|---------------|------|------|-------|-----------|
| Average RPI Win:  | 257      | WON-LOST  | WINNING        | LAST 10    | STRENGTH OF | OPP. STRENGTH | TEAM | ADJ. | CONF. | ADJ CONF. |
| Average RPI Loss: | 118      | RECORD    | PCT. RANK      | GAMES      | SCHEDULE    | OF SCHEDULE   | RPI  | RPI  | RPI   | RPI       |
| DIV. I ONLY       | 6- 4     | 126       | 6- 4           | 266        | 255         | 189           | 189  | 10   | 10    |           |
| DIV. I NON-CONF.  | 6- 4     | 124       | 6- 4           | 267        | 254         | 190           | 190  | 10   | 10    |           |
| TOTALS            | RPI 1-25 | RPI 26-50 | W-L RECORDS    | RPI 51-100 | RPI 101-150 | RPI 150+      |      |      |       |           |
| 6- 4              | 0- 0     | 0- 0      | OVERALL        | 0- 1       | 1- 3        | 5- 0          |      |      |       |           |
| 5- 1              | 0- 0     | 0- 0      | HOME           | 0- 0       | 0- 1        | 5- 0          |      |      |       |           |
| 1- 3              | 0- 0     | 0- 0      | AWAY           | 0- 0       | 1- 0        | 0- 0          |      |      |       |           |
| 0- 0              | 0- 0     | 0- 0      | NEUTRAL        | 0- 0       | 0- 0        | 0- 0          |      |      |       |           |
| 6- 4              | 0- 0     | 0- 0      | NON-CONFERENCE | 0- 1       | 1- 3        | 5- 0          |      |      |       |           |
| 5- 1              | 0- 0     | 0- 0      | HOME           | 0- 0       | 0- 1        | 5- 0          |      |      |       |           |
| 1- 3              | 0- 0     | 0- 0      | AWAY           | 0- 1       | 1- 2        | 0- 0          |      |      |       |           |
| 0- 0              | 0- 0     | 0- 0      | NEUTRAL        | 0- 0       | 0- 0        | 0- 0          |      |      |       |           |
| 0- 0              | 0- 0     | 0- 0      | CONFERENCE     | 0- 0       | 0- 0        | 0- 0          |      |      |       |           |
| 0- 0              | 0- 0     | 0- 0      | HOME           | 0- 0       | 0- 0        | 0- 0          |      |      |       |           |
| 0- 0              | 0- 0     | 0- 0      | AWAY           | 0- 0       | 0- 0        | 0- 0          |      |      |       |           |
| 0- 0              | 0- 0     | 0- 0      | NEUTRAL        | 0- 0       | 0- 0        | 0- 0          |      |      |       |           |

| RPI 1-25                  |   |                   |       | RPI 26-50 |     |          |                  | RPI 51-100 |    |                |       | RPI 101+ |     |          |                   | Team's RPI: 189 |    |
|---------------------------|---|-------------------|-------|-----------|-----|----------|------------------|------------|----|----------------|-------|----------|-----|----------|-------------------|-----------------|----|
| RPI                       | S | Opponent          | Score | RPI       | S   | Opponent | Score            | RPI        | S  | Opponent       | Score | RPI      | S   | Opponent | Score             |                 |    |
|                           |   |                   |       |           |     |          |                  | 76         | A  | Washington St. | 73    | 83       | 122 | A        | Arizona           | 59              | 76 |
|                           |   |                   |       |           |     |          |                  |            |    |                |       |          | 124 | A        | Northern Colo.    | 51              | 54 |
|                           |   |                   |       |           |     |          |                  |            |    |                |       |          | 128 | A        | CSUN              | 76              | 67 |
|                           |   |                   |       |           |     |          |                  |            |    |                |       |          | 148 | H        | North Dakota      | 61              | 65 |
|                           |   |                   |       |           |     |          |                  |            |    |                |       |          | 255 | H        | Nevada            | 70              | 54 |
|                           |   |                   |       |           |     |          |                  |            |    |                |       |          | 261 | H        | San Diego St.     | 91              | 53 |
|                           |   |                   |       |           |     |          |                  |            |    |                |       |          | 269 | H        | UC Santa Barbara  | 77              | 63 |
|                           |   |                   |       |           |     |          |                  |            |    |                |       |          | 278 | H        | Seattle U         | 67              | 44 |
|                           |   |                   |       |           |     |          |                  |            |    |                |       |          | 349 | H        | Cal St. Fullerton | 103             | 50 |
| LAST 12 Division I GAMES: |   |                   |       |           |     |          |                  |            |    |                |       |          |     |          |                   |                 |    |
| 148                       | H | North Dakota      | 61    | 65        | 255 | H        | Nevada           | 70         | 54 |                |       |          |     |          |                   |                 |    |
| 278                       | H | Seattle U         | 67    | 44        | 122 | A        | Arizona          | 59         | 76 |                |       |          |     |          |                   |                 |    |
| 128                       | A | CSUN              | 76    | 67        | 76  | A        | Washington St.   | 73         | 83 |                |       |          |     |          |                   |                 |    |
| 349                       | H | Cal St. Fullerton | 103   | 50        | 269 | H        | UC Santa Barbara | 77         | 63 |                |       |          |     |          |                   |                 |    |
|                           |   |                   |       |           | 124 | A        | Northern Colo.   | 51         | 54 |                |       |          |     |          |                   |                 |    |
|                           |   |                   |       |           | 261 | H        | San Diego St.    | 91         | 53 |                |       |          |     |          |                   |                 |    |

Non-Div I Games:

San Diego

|                   |          |           |                |            |             |               |      |      |       |           |
|-------------------|----------|-----------|----------------|------------|-------------|---------------|------|------|-------|-----------|
| Average RPI Win:  | 314      | WON-LOST  | WINNING        | LAST 10    | STRENGTH OF | OPP. STRENGTH | TEAM | ADJ. | CONF. | ADJ CONF. |
| Average RPI Loss: | 112      | RECORD    | PCT. RANK      | GAMES      | SCHEDULE    | OF SCHEDULE   | RPI  | RPI  | RPI   | RPI       |
| DIV. I ONLY       | 3- 6     | 233       | 3- 6           | 243        | 211         | 261           | 261  | 14   | 14    |           |
| DIV. I NON-CONF.  | 3- 6     | 231       | 3- 6           | 244        | 210         | 260           | 260  | 14   | 14    |           |
| TOTALS            | RPI 1-25 | RPI 26-50 | W-L RECORDS    | RPI 51-100 | RPI 101-150 | RPI 150+      |      |      |       |           |
| 3- 6              | 0- 1     | 0- 0      | OVERALL        | 0- 2       | 0- 1        | 3- 2          |      |      |       |           |
| 1- 2              | 0- 1     | 0- 0      | HOME           | 0- 0       | 0- 0        | 1- 1          |      |      |       |           |
| 1- 3              | 0- 0     | 0- 0      | AWAY           | 0- 1       | 0- 1        | 1- 1          |      |      |       |           |
| 1- 1              | 0- 0     | 0- 0      | NEUTRAL        | 0- 1       | 0- 0        | 1- 0          |      |      |       |           |
| 3- 6              | 0- 1     | 0- 0      | NON-CONFERENCE | 0- 2       | 0- 1        | 3- 2          |      |      |       |           |
| 1- 2              | 0- 1     | 0- 0      | HOME           | 0- 0       | 0- 0        | 1- 1          |      |      |       |           |
| 1- 3              | 0- 0     | 0- 0      | AWAY           | 0- 1       | 0- 1        | 1- 1          |      |      |       |           |
| 1- 1              | 0- 0     | 0- 0      | NEUTRAL        | 0- 1       | 0- 0        | 1- 0          |      |      |       |           |
| 0- 0              | 0- 0     | 0- 0      | CONFERENCE     | 0- 0       | 0- 0        | 0- 0          |      |      |       |           |
| 0- 0              | 0- 0     | 0- 0      | HOME           | 0- 0       | 0- 0        | 0- 0          |      |      |       |           |
| 0- 0              | 0- 0     | 0- 0      | AWAY           | 0- 0       | 0- 0        | 0- 0          |      |      |       |           |
| 0- 0              | 0- 0     | 0- 0      | NEUTRAL        | 0- 0       | 0- 0        | 0- 0          |      |      |       |           |

| RPI 1-25                  |   |                   |       | RPI 26-50 |   |                   |       | RPI 51-100 |   |              |       | RPI 101+ |   |                   |       | Team's RPI: 261 |
|---------------------------|---|-------------------|-------|-----------|---|-------------------|-------|------------|---|--------------|-------|----------|---|-------------------|-------|-----------------|
| RPI                       | S | Opponent          | Score | RPI       | S | Opponent          | Score | RPI        | S | Opponent     | Score | RPI      | S | Opponent          | Score |                 |
| 25                        | H | Michigan          | 57 92 |           |   |                   |       | 52         | N | UT Arlington | 58 64 | 101      | A | UC Riverside      | 44 72 |                 |
|                           |   |                   |       |           |   |                   |       | 71         | A | UC Davis     | 55 75 | 189      | A | San Diego         | 53 91 |                 |
|                           |   |                   |       |           |   |                   |       |            |   |              |       | 231      | H | Loyola Marymount  | 53 60 |                 |
|                           |   |                   |       |           |   |                   |       |            |   |              |       | 269      | H | UC Santa Barbara  | 84 70 |                 |
|                           |   |                   |       |           |   |                   |       |            |   |              |       | 323      | N | Central Conn. St. | 80 62 |                 |
|                           |   |                   |       |           |   |                   |       |            |   |              |       | 349      | A | Cal St. Fullerton | 71 61 |                 |
| LAST 12 Division I GAMES: |   |                   |       |           |   |                   |       |            |   |              |       |          |   |                   |       |                 |
| 349                       | A | Cal St. Fullerton | 71 61 | 323       | N | Central Conn. St. | 80 62 |            |   |              |       |          |   |                   |       |                 |
| 269                       | H | UC Santa Barbara  | 84 70 | 52        | N | UT Arlington      | 58 64 |            |   |              |       |          |   |                   |       |                 |
| 25                        | H | Michigan          | 57 92 | 231       | H | Loyola Marymount  | 53 60 |            |   |              |       |          |   |                   |       |                 |
| 71                        | A | UC Davis          | 55 75 | 189       | A | San Diego         | 53 91 |            |   |              |       |          |   |                   |       |                 |
|                           |   |                   |       | 101       | A | UC Riverside      | 44 72 |            |   |              |       |          |   |                   |       |                 |

Non-Div I Games: San Diego Christian80 70

San Diego St.

## San Francisco

Through Games Of Dec. 23, 2016

|                   |          |           |                |            |             |               |      |      |       |           |
|-------------------|----------|-----------|----------------|------------|-------------|---------------|------|------|-------|-----------|
| Average RPI Win:  | 241      | WON-LOST  | WINNING        | LAST 10    | STRENGTH OF | OPP. STRENGTH | TEAM | ADJ. | CONF. | ADJ CONF. |
| Average RPI Loss: | 90       | RECORD    | PCT. RANK      | GAMES      | SCHEDULE    | OF SCHEDULE   | RPI  | RPI  | RPI   | RPI       |
| DIV. I ONLY       | 6- 5     | 147       | 5- 5           | 261        | 87          | 177           | 177  | 10   | 10    |           |
| DIV. I NON-CONF.  | 6- 5     | 148       | 6- 5           | 262        | 88          | 177           | 177  | 10   | 10    |           |
| TOTALS            | RPI 1-25 | RPI 26-50 | W-L RECORDS    | RPI 51-100 | RPI 101-150 | RPI 150+      |      |      |       |           |
| 6- 5              | 0- 1     | 0- 0      | OVERALL        | 1- 2       | 0- 2        | 5- 0          |      |      |       |           |
| 4- 1              | 0- 0     | 0- 0      | HOME           | 1- 1       | 0- 0        | 3- 0          |      |      |       |           |
| 1- 4              | 0- 1     | 0- 0      | AWAY           | 0- 1       | 0- 2        | 1- 0          |      |      |       |           |
| 1- 0              | 0- 0     | 0- 0      | NEUTRAL        | 0- 0       | 0- 0        | 1- 0          |      |      |       |           |
| 6- 5              | 0- 1     | 0- 0      | NON-CONFERENCE | 1- 2       | 0- 2        | 5- 0          |      |      |       |           |
| 4- 1              | 0- 0     | 0- 0      | HOME           | 1- 1       | 0- 0        | 3- 0          |      |      |       |           |
| 1- 4              | 0- 1     | 0- 0      | AWAY           | 0- 1       | 0- 2        | 1- 0          |      |      |       |           |
| 1- 0              | 0- 0     | 0- 0      | NEUTRAL        | 0- 0       | 0- 0        | 1- 0          |      |      |       |           |
| 0- 0              | 0- 0     | 0- 0      | CONFERENCE     | 0- 0       | 0- 0        | 0- 0          |      |      |       |           |
| 0- 0              | 0- 0     | 0- 0      | HOME           | 0- 0       | 0- 0        | 0- 0          |      |      |       |           |
| 0- 0              | 0- 0     | 0- 0      | AWAY           | 0- 0       | 0- 0        | 0- 0          |      |      |       |           |
| 0- 0              | 0- 0     | 0- 0      | NEUTRAL        | 0- 0       | 0- 0        | 0- 0          |      |      |       |           |

| RPI 1-25                  |   |               |       | RPI 26-50 |   |                |       | RPI 51-100 |   |                |       | RPI 101+ |   |                |       | Team's RPI: 177 |
|---------------------------|---|---------------|-------|-----------|---|----------------|-------|------------|---|----------------|-------|----------|---|----------------|-------|-----------------|
| RPI                       | S | Opponent      | Score | RPI       | S | Opponent       | Score | RPI        | S | Opponent       | Score | RPI      | S | Opponent       | Score |                 |
| 23                        | A | California    | 52 75 |           |   |                |       | 71         | H | UC Davis       | 58 78 | 131      | A | Fresno St.     | 48 61 |                 |
|                           |   |               |       |           |   |                |       | 76         | A | Washington St. | 35 73 | 148      | A | North Dakota   | 63 71 |                 |
|                           |   |               |       |           |   |                |       | 89         | H | Long Beach St. | 73 71 | 229      | H | San Jose St.   | 79 71 |                 |
|                           |   |               |       |           |   |                |       |            |   |                |       | 256      | H | Sacramento St. | 91 80 |                 |
|                           |   |               |       |           |   |                |       |            |   |                |       | 278      | H | Seattle U      | 73 59 |                 |
|                           |   |               |       |           |   |                |       |            |   |                |       | 294      | A | Cal Poly       | 73 67 |                 |
|                           |   |               |       |           |   |                |       |            |   |                |       | 301      | N | Western Caro.  | 73 52 |                 |
| LAST 12 Division I GAMES: |   |               |       |           |   |                |       |            |   |                |       |          |   |                |       |                 |
| 294                       | A | Cal Poly      | 73 67 | 71        | H | UC Davis       | 58 78 |            |   |                |       |          |   |                |       |                 |
| 229                       | H | San Jose St.  | 79 71 | 89        | H | Long Beach St. | 73 71 |            |   |                |       |          |   |                |       |                 |
| 148                       | A | North Dakota  | 63 71 | 76        | A | Washington St. | 35 73 |            |   |                |       |          |   |                |       |                 |
| 131                       | A | Fresno St.    | 48 61 | 278       | H | Seattle U      | 73 59 |            |   |                |       |          |   |                |       |                 |
| 301                       | N | Western Caro. | 73 52 | 256       | H | Sacramento St. | 91 80 |            |   |                |       |          |   |                |       |                 |
| 23                        | A | California    | 52 75 |           |   |                |       |            |   |                |       |          |   |                |       |                 |

Non-Div I Games:

San Francisco

  Loss, 
  Non-Conf, 
  S Site, 
  H Home 
  A Away 
N Neutral

## San Jose St.

Through Games Of Dec. 23, 2016

|                   |          |           |                |            |             |               |      |      |       |           |
|-------------------|----------|-----------|----------------|------------|-------------|---------------|------|------|-------|-----------|
| Average RPI Win:  | 168      | WON-LOST  | WINNING        | LAST 10    | STRENGTH OF | OPP. STRENGTH | TEAM | ADJ. | CONF. | ADJ CONF. |
| Average RPI Loss: | 114      | RECORD    | PCT. RANK      | GAMES      | SCHEDULE    | OF SCHEDULE   | RPI  | RPI  | RPI   | RPI       |
| DIV. I ONLY       | 2- 9     | 293       | 2- 7           | 127        | 38          | 229           | 229  | 14   | 14    |           |
| DIV. I NON-CONF.  | 2- 9     | 292       | 2- 9           | 127        | 38          | 230           | 230  | 14   | 14    |           |
| TOTALS            | RPI 1-25 | RPI 26-50 | W-L RECORDS    | RPI 51-100 | RPI 101-150 | RPI 150+      |      |      |       |           |
| 2- 9              | 0- 1     | 0- 3      | OVERALL        | 1- 0       | 0- 2        | 1- 3          |      |      |       |           |
| 1- 2              | 0- 0     | 0- 0      | HOME           | 1- 0       | 0- 1        | 0- 1          |      |      |       |           |
| 1- 5              | 0- 0     | 0- 2      | AWAY           | 0- 0       | 0- 1        | 1- 1          |      |      |       |           |
| 0- 2              | 0- 1     | 0- 1      | NEUTRAL        | 0- 0       | 0- 0        | 0- 0          |      |      |       |           |
| 2- 9              | 0- 1     | 0- 3      | NON-CONFERENCE | 1- 0       | 0- 2        | 1- 3          |      |      |       |           |
| 1- 2              | 0- 0     | 0- 0      | HOME           | 1- 0       | 0- 1        | 0- 1          |      |      |       |           |
| 1- 5              | 0- 0     | 0- 2      | AWAY           | 0- 0       | 0- 1        | 1- 2          |      |      |       |           |
| 0- 2              | 0- 1     | 0- 1      | NEUTRAL        | 0- 0       | 0- 0        | 0- 0          |      |      |       |           |
| 0- 0              | 0- 0     | 0- 0      | CONFERENCE     | 0- 0       | 0- 0        | 0- 0          |      |      |       |           |
| 0- 0              | 0- 0     | 0- 0      | HOME           | 0- 0       | 0- 0        | 0- 0          |      |      |       |           |
| 0- 0              | 0- 0     | 0- 0      | AWAY           | 0- 0       | 0- 0        | 0- 0          |      |      |       |           |
| 0- 0              | 0- 0     | 0- 0      | NEUTRAL        | 0- 0       | 0- 0        | 0- 0          |      |      |       |           |

| RPI 1-25                  |   |                 |       | RPI 26-50 |   |                 |       | RPI 51-100 |   |                |       | RPI 101+ |   |                 |       | Team's RPI: 229 |  |
|---------------------------|---|-----------------|-------|-----------|---|-----------------|-------|------------|---|----------------|-------|----------|---|-----------------|-------|-----------------|--|
| RPI                       | S | Opponent        | Score | RPI       | S | Opponent        | Score | RPI        | S | Opponent       | Score | RPI      | S | Opponent        | Score |                 |  |
| 5                         | N | Mississippi St. | 51 88 | 29        | A | Arizona St.     | 37 82 | 87         | H | Santa Clara    | 75 64 | 108      | H | St. Mary's (CA) | 64 85 |                 |  |
|                           |   |                 |       | 46        | N | Oregon          | 62 91 |            |   |                |       | 136      | A | Nebraska        | 61 83 |                 |  |
|                           |   |                 |       | 47        | A | South Dakota    | 69 84 |            |   |                |       | 177      | A | San Francisco   | 71 79 |                 |  |
|                           |   |                 |       |           |   |                 |       |            |   |                |       | 232      | H | Pacific         | 96 99 |                 |  |
|                           |   |                 |       |           |   |                 |       |            |   |                |       | 247      | A | New Mexico St.  | 55 66 |                 |  |
|                           |   |                 |       |           |   |                 |       |            |   |                |       | 249      | A | Hawaii          | 77 61 |                 |  |
| LAST 12 Division I GAMES: |   |                 |       |           |   |                 |       |            |   |                |       |          |   |                 |       |                 |  |
|                           |   |                 |       | 177       | A | San Francisco   | 71 79 | 47         | A | South Dakota   | 69 84 |          |   |                 |       |                 |  |
|                           |   |                 |       | 108       | H | St. Mary's (CA) | 64 85 | 136        | A | Nebraska       | 61 83 |          |   |                 |       |                 |  |
|                           |   |                 |       | 46        | N | Oregon          | 62 91 | 232        | H | Pacific        | 96 99 |          |   |                 |       |                 |  |
|                           |   |                 |       | 5         | N | Mississippi St. | 51 88 | 29         | A | Arizona St.    | 37 82 |          |   |                 |       |                 |  |
|                           |   |                 |       | 249       | A | Hawaii          | 77 61 | 247        | A | New Mexico St. | 55 66 |          |   |                 |       |                 |  |
|                           |   |                 |       | 87        | H | Santa Clara     | 75 64 |            |   |                |       |          |   |                 |       |                 |  |

Non-Div I Games: Stanislaus St. 90 85

San Jose St.

■ Loss, 
 ■ Non-Conf, 
 ■ S Site, 
 ■ Home 
 ■ A Away 
 N Neutral

Santa Clara

Through Games Of Dec. 23, 2016

|                   |          |           |                |            |             |               |      |      |       |           |
|-------------------|----------|-----------|----------------|------------|-------------|---------------|------|------|-------|-----------|
| Average RPI Win:  | 186      | WON-LOST  | WINNING        | LAST 10    | STRENGTH OF | OPP. STRENGTH | TEAM | ADJ. | CONF. | ADJ CONF. |
| Average RPI Loss: | 77       | RECORD    | PCT. RANK      | GAMES      | SCHEDULE    | OF SCHEDULE   | RPI  | RPI  | RPI   | RPI       |
| DIV. I ONLY       | 4- 6     | 207       | 0- 1           | 10         | 242         | 87            | 87   | 10   | 10    |           |
| DIV. I NON-CONF.  | 4- 6     | 208       | 0- 1           | 11         | 241         | 88            | 88   | 10   | 10    |           |
| TOTALS            | RPI 1-25 | RPI 26-50 | W-L RECORDS    | RPI 51-100 | RPI 101-150 | RPI 150+      |      |      |       |           |
| 4- 6              | 0- 2     | 1- 2      | OVERALL        | 0- 0       | 0- 1        | 3- 1          |      |      |       |           |
| 1- 1              | 0- 0     | 0- 1      | HOME           | 0- 0       | 0- 0        | 1- 0          |      |      |       |           |
| 1- 2              | 0- 0     | 0- 0      | AWAY           | 0- 0       | 0- 0        | 1- 0          |      |      |       |           |
| 2- 3              | 0- 1     | 1- 1      | NEUTRAL        | 0- 0       | 0- 1        | 1- 0          |      |      |       |           |
| 4- 6              | 0- 2     | 1- 2      | NON-CONFERENCE | 0- 0       | 0- 1        | 3- 1          |      |      |       |           |
| 1- 1              | 0- 0     | 0- 1      | HOME           | 0- 0       | 0- 0        | 1- 0          |      |      |       |           |
| 1- 2              | 0- 1     | 0- 0      | AWAY           | 0- 0       | 0- 0        | 1- 1          |      |      |       |           |
| 2- 3              | 0- 1     | 1- 1      | NEUTRAL        | 0- 0       | 0- 1        | 1- 0          |      |      |       |           |
| 0- 0              | 0- 0     | 0- 0      | CONFERENCE     | 0- 0       | 0- 0        | 0- 0          |      |      |       |           |
| 0- 0              | 0- 0     | 0- 0      | HOME           | 0- 0       | 0- 0        | 0- 0          |      |      |       |           |
| 0- 0              | 0- 0     | 0- 0      | AWAY           | 0- 0       | 0- 0        | 0- 0          |      |      |       |           |
| 0- 0              | 0- 0     | 0- 0      | NEUTRAL        | 0- 0       | 0- 0        | 0- 0          |      |      |       |           |

| RPI 1-25                  |   |              |       | RPI 26-50 |   |                  |       | RPI 51-100 |   |                |       | Team's RPI: 87 |   |                  |       | RPI 101+ |   |          |       |
|---------------------------|---|--------------|-------|-----------|---|------------------|-------|------------|---|----------------|-------|----------------|---|------------------|-------|----------|---|----------|-------|
| RPI                       | S | Opponent     | Score | RPI       | S | Opponent         | Score | RPI        | S | Opponent       | Score | RPI            | S | Opponent         | Score | RPI      | S | Opponent | Score |
| 13                        | N | Oklahoma St. | 53 67 | 39        | N | South Fla.       | 54 63 |            |   |                |       | 112            | N | Montana St.      | 50 77 |          |   |          |       |
| 23                        | A | California   | 58 73 | 42        | N | Marquette        | 65 62 |            |   |                |       | 187            | H | Idaho St.        | 82 78 |          |   |          |       |
|                           |   |              |       | 45        | H | Northwestern     | 75 87 |            |   |                |       | 229            | A | San Jose St.     | 64 75 |          |   |          |       |
|                           |   |              |       |           |   |                  |       |            |   |                |       | 247            | N | New Mexico St.   | 60 46 |          |   |          |       |
|                           |   |              |       |           |   |                  |       |            |   |                |       | 269            | A | UC Santa Barbara | 69 58 |          |   |          |       |
| LAST 12 Division I GAMES: |   |              |       |           |   |                  |       |            |   |                |       |                |   |                  |       |          |   |          |       |
|                           |   |              |       | 45        | H | Northwestern     | 75 87 | 39         | N | South Fla.     | 54 63 |                |   |                  |       |          |   |          |       |
|                           |   |              |       | 269       | A | UC Santa Barbara | 69 58 | 247        | N | New Mexico St. | 60 46 |                |   |                  |       |          |   |          |       |
|                           |   |              |       | 112       | N | Montana St.      | 50 77 | 13         | N | Oklahoma St.   | 53 67 |                |   |                  |       |          |   |          |       |
|                           |   |              |       | 42        | N | Marquette        | 65 62 | 187        | H | Idaho St.      | 82 78 |                |   |                  |       |          |   |          |       |
|                           |   |              |       | 229       | A | San Jose St.     | 64 75 |            |   |                |       |                |   |                  |       |          |   |          |       |
|                           |   |              |       | 23        | A | California       | 58 73 |            |   |                |       |                |   |                  |       |          |   |          |       |

Non-Div I Games: UC Santa Cruz 85 39

Santa Clara

Loss, Non-Conf, S Site, H Home A Away N Neutral



|                   |          |           |                |            |             |               |      |      |       |           |
|-------------------|----------|-----------|----------------|------------|-------------|---------------|------|------|-------|-----------|
| Average RPI Win:  | 265      | WON-LOST  | WINNING        | LAST 10    | STRENGTH OF | OPP. STRENGTH | TEAM | ADJ. | CONF. | ADJ CONF. |
| Average RPI Loss: | 137      | RECORD    | PCT. RANK      | GAMES      | SCHEDULE    | OF SCHEDULE   | RPI  | RPI  | RPI   | RPI       |
| DIV. I ONLY       | 1- 9     | 322       | 1- 8           | 138        | 120         | 296           | 296  | 31   | 31    |           |
| DIV. I NON-CONF.  | 1- 9     | 322       | 1- 9           | 139        | 121         | 295           | 295  | 31   | 31    |           |
| TOTALS            | RPI 1-25 | RPI 26-50 | W-L RECORDS    | RPI 51-100 | RPI 101-150 | RPI 150+      |      |      |       |           |
| 1- 9              | 0- 2     | 0- 1      | OVERALL        | 0- 1       | 0- 1        | 1- 4          |      |      |       |           |
| 1- 4              | 0- 1     | 0- 0      | HOME           | 0- 0       | 0- 1        | 1- 2          |      |      |       |           |
| 0- 5              | 0- 1     | 0- 1      | AWAY           | 0- 1       | 0- 0        | 0- 2          |      |      |       |           |
| 0- 0              | 0- 0     | 0- 0      | NEUTRAL        | 0- 0       | 0- 0        | 0- 0          |      |      |       |           |
| 1- 9              | 0- 2     | 0- 1      | NON-CONFERENCE | 0- 1       | 0- 1        | 1- 4          |      |      |       |           |
| 1- 4              | 0- 1     | 0- 0      | HOME           | 0- 0       | 0- 1        | 1- 2          |      |      |       |           |
| 0- 5              | 0- 1     | 0- 1      | AWAY           | 0- 1       | 0- 0        | 0- 2          |      |      |       |           |
| 0- 0              | 0- 0     | 0- 0      | NEUTRAL        | 0- 0       | 0- 0        | 0- 0          |      |      |       |           |
| 0- 0              | 0- 0     | 0- 0      | CONFERENCE     | 0- 0       | 0- 0        | 0- 0          |      |      |       |           |
| 0- 0              | 0- 0     | 0- 0      | HOME           | 0- 0       | 0- 0        | 0- 0          |      |      |       |           |
| 0- 0              | 0- 0     | 0- 0      | AWAY           | 0- 0       | 0- 0        | 0- 0          |      |      |       |           |
| 0- 0              | 0- 0     | 0- 0      | NEUTRAL        | 0- 0       | 0- 0        | 0- 0          |      |      |       |           |

| RPI 1-25                  |   |                |       | RPI 26-50 |   |                |       | RPI 51-100 |   |                  |       | RPI 101+ Team's RPI: 296 |   |                  |       |
|---------------------------|---|----------------|-------|-----------|---|----------------|-------|------------|---|------------------|-------|--------------------------|---|------------------|-------|
| RPI                       | S | Opponent       | Score | RPI       | S | Opponent       | Score | RPI        | S | Opponent         | Score | RPI                      | S | Opponent         | Score |
| 3                         | H | South Carolina | 30 70 | 40        | A | Auburn         | 46 75 | 93         | A | Iowa St.         | 51 74 | 105                      | H | Jacksonville     | 40 55 |
| 12                        | A | Washington     | 36 87 |           |   |                |       |            |   |                  |       | 165                      | A | Seton Hall       | 60 74 |
|                           |   |                |       |           |   |                |       |            |   |                  |       | 243                      | H | Jacksonville St. | 57 64 |
|                           |   |                |       |           |   |                |       |            |   |                  |       | 244                      | H | Ga. Southern     | 45 50 |
|                           |   |                |       |           |   |                |       |            |   |                  |       | 265                      | H | Alabama St.      | 54 39 |
|                           |   |                |       |           |   |                |       |            |   |                  |       | 328                      | A | Kennesaw St.     | 60 72 |
| LAST 12 Division I GAMES: |   |                |       |           |   |                |       |            |   |                  |       |                          |   |                  |       |
| 105                       | H | Jacksonville   | 40 55 | 3         | H | South Carolina | 30 70 | 12         | A | Washington       | 36 87 | 40                       | A | Auburn           | 46 75 |
| 328                       | A | Kennesaw St.   | 60 72 | 93        | A | Iowa St.       | 51 74 | 243        | H | Jacksonville St. | 57 64 | 244                      | H | Ga. Southern     | 45 50 |
| 93                        | A | Iowa St.       | 51 74 | 265       | H | Alabama St.    | 54 39 |            |   |                  |       |                          |   |                  |       |
| 265                       | H | Alabama St.    | 54 39 | 165       | A | Seton Hall     | 60 74 |            |   |                  |       |                          |   |                  |       |

Non-Div I Games: Columbia (SC) 68 52

Savannah St.

|                   |          |           |                |            |             |               |      |      |       |           |
|-------------------|----------|-----------|----------------|------------|-------------|---------------|------|------|-------|-----------|
| Average RPI Win:  | 317      | WON-LOST  | WINNING        | LAST 10    | STRENGTH OF | OPP. STRENGTH | TEAM | ADJ. | CONF. | ADJ CONF. |
| Average RPI Loss: | 126      | RECORD    | PCT. RANK      | GAMES      | SCHEDULE    | OF SCHEDULE   | RPI  | RPI  | RPI   | RPI       |
| DIV. I ONLY       | 3- 11    | 284       | 2- 8           | 171        | 268         | 278           | 278  | 30   | 30    |           |
| DIV. I NON-CONF.  | 3- 11    | 284       | 3- 9           | 171        | 267         | 276           | 276  | 30   | 30    |           |
| TOTALS            | RPI 1-25 | RPI 26-50 | W-L RECORDS    | RPI 51-100 | RPI 101-150 | RPI 150+      |      |      |       |           |
| 3- 11             | 0- 1     | 0- 1      | OVERALL        | 0- 2       | 0- 3        | 3- 4          |      |      |       |           |
| 2- 4              | 0- 1     | 0- 0      | HOME           | 0- 1       | 0- 0        | 2- 2          |      |      |       |           |
| 1- 7              | 0- 0     | 0- 1      | AWAY           | 0- 1       | 0- 3        | 1- 2          |      |      |       |           |
| 0- 0              | 0- 0     | 0- 0      | NEUTRAL        | 0- 0       | 0- 0        | 0- 0          |      |      |       |           |
| 3- 11             | 0- 1     | 0- 1      | NON-CONFERENCE | 0- 2       | 0- 3        | 3- 4          |      |      |       |           |
| 2- 4              | 0- 1     | 0- 0      | HOME           | 0- 1       | 0- 0        | 2- 2          |      |      |       |           |
| 1- 7              | 0- 0     | 0- 1      | AWAY           | 0- 1       | 0- 3        | 1- 2          |      |      |       |           |
| 0- 0              | 0- 0     | 0- 0      | NEUTRAL        | 0- 0       | 0- 0        | 0- 0          |      |      |       |           |
| 0- 0              | 0- 0     | 0- 0      | CONFERENCE     | 0- 0       | 0- 0        | 0- 0          |      |      |       |           |
| 0- 0              | 0- 0     | 0- 0      | HOME           | 0- 0       | 0- 0        | 0- 0          |      |      |       |           |
| 0- 0              | 0- 0     | 0- 0      | AWAY           | 0- 0       | 0- 0        | 0- 0          |      |      |       |           |
| 0- 0              | 0- 0     | 0- 0      | NEUTRAL        | 0- 0       | 0- 0        | 0- 0          |      |      |       |           |

| RPI 1-25                  |   |                  |       | RPI 26-50 |   |              |       | RPI 51-100 |   |              |       | RPI 101+ Team's RPI: 278 |   |                  |       |
|---------------------------|---|------------------|-------|-----------|---|--------------|-------|------------|---|--------------|-------|--------------------------|---|------------------|-------|
| RPI                       | S | Opponent         | Score | RPI       | S | Opponent     | Score | RPI        | S | Opponent     | Score | RPI                      | S | Opponent         | Score |
| 12                        | H | Washington       | 64 94 | 41        | A | Boise St.    | 68 73 | 67         | A | SMU          | 43 77 | 101                      | A | UC Riverside     | 54 58 |
|                           |   |                  |       |           |   |              |       | 92         | H | Idaho        | 64 68 | 112                      | A | Montana St.      | 56 75 |
|                           |   |                  |       |           |   |              |       |            |   |              |       | 126                      | A | Colorado St.     | 62 66 |
|                           |   |                  |       |           |   |              |       |            |   |              |       | 177                      | A | San Francisco    | 59 73 |
|                           |   |                  |       |           |   |              |       |            |   |              |       | 189                      | A | San Diego        | 44 67 |
|                           |   |                  |       |           |   |              |       |            |   |              |       | 231                      | H | Loyola Marymount | 59 62 |
|                           |   |                  |       |           |   |              |       |            |   |              |       | 235                      | H | Portland St.     | 71 79 |
|                           |   |                  |       |           |   |              |       |            |   |              |       | 269                      | H | UC Santa Barbara | 58 53 |
|                           |   |                  |       |           |   |              |       |            |   |              |       | 339                      | A | Denver           | 75 72 |
|                           |   |                  |       |           |   |              |       |            |   |              |       | 343                      | H | Montana          | 60 44 |
| LAST 12 Division I GAMES: |   |                  |       |           |   |              |       |            |   |              |       |                          |   |                  |       |
| 67                        | A | SMU              | 43 77 | 126       | A | Colorado St. | 62 66 | 339        | A | Denver       | 75 72 |                          |   |                  |       |
| 231                       | H | Loyola Marymount | 59 62 | 189       | A | San Diego    | 44 67 | 101        | A | UC Riverside | 54 58 |                          |   |                  |       |
| 12                        | H | Washington       | 64 94 | 112       | A | Montana St.  | 56 75 |            |   |              |       |                          |   |                  |       |
| 235                       | H | Portland St.     | 71 79 | 343       | H | Montana      | 60 44 |            |   |              |       |                          |   |                  |       |
| 41                        | A | Boise St.        | 68 73 |           |   |              |       |            |   |              |       |                          |   |                  |       |
| 269                       | H | UC Santa Barbara | 58 53 |           |   |              |       |            |   |              |       |                          |   |                  |       |

Non-Div I Games:

Seattle U

■ Loss, 
 ■ Non-Conf, 
 ■ S Site, 
 ■ H Home 
 ■ A Away 
 N Neutral

|                   |          |           |                |            |             |               |      |      |       |           |
|-------------------|----------|-----------|----------------|------------|-------------|---------------|------|------|-------|-----------|
| Average RPI Win:  | 224      | WON-LOST  | WINNING        | LAST 10    | STRENGTH OF | OPP. STRENGTH | TEAM | ADJ. | CONF. | ADJ CONF. |
| Average RPI Loss: | 119      | RECORD    | PCT. RANK      | GAMES      | SCHEDULE    | OF SCHEDULE   | RPI  | RPI  | RPI   | RPI       |
| DIV. I ONLY       | 7- 4     | 113       | 6- 4           | 278        | 66          | 165           | 165  | 6    | 6     |           |
| DIV. I NON-CONF.  | 7- 4     | 113       | 7- 4           | 281        | 66          | 167           | 167  | 6    | 6     |           |
| TOTALS            | RPI 1-25 | RPI 26-50 | W-L RECORDS    | RPI 51-100 | RPI 101-150 | RPI 150+      |      |      |       |           |
| 7- 4              | 0- 1     | 0- 0      | OVERALL        | 1- 1       | 1- 0        | 5- 2          |      |      |       |           |
| 6- 1              | 0- 0     | 0- 0      | HOME           | 1- 1       | 1- 0        | 4- 0          |      |      |       |           |
| 1- 3              | 0- 1     | 0- 0      | AWAY           | 0- 0       | 0- 0        | 1- 2          |      |      |       |           |
| 0- 0              | 0- 0     | 0- 0      | NEUTRAL        | 0- 0       | 0- 0        | 0- 0          |      |      |       |           |
| 7- 4              | 0- 1     | 0- 0      | NON-CONFERENCE | 1- 1       | 1- 0        | 5- 2          |      |      |       |           |
| 6- 1              | 0- 0     | 0- 0      | HOME           | 1- 1       | 1- 0        | 4- 0          |      |      |       |           |
| 1- 3              | 0- 1     | 0- 0      | AWAY           | 0- 0       | 0- 0        | 1- 2          |      |      |       |           |
| 0- 0              | 0- 0     | 0- 0      | NEUTRAL        | 0- 0       | 0- 0        | 0- 0          |      |      |       |           |
| 0- 0              | 0- 0     | 0- 0      | CONFERENCE     | 0- 0       | 0- 0        | 0- 0          |      |      |       |           |
| 0- 0              | 0- 0     | 0- 0      | HOME           | 0- 0       | 0- 0        | 0- 0          |      |      |       |           |
| 0- 0              | 0- 0     | 0- 0      | AWAY           | 0- 0       | 0- 0        | 0- 0          |      |      |       |           |
| 0- 0              | 0- 0     | 0- 0      | NEUTRAL        | 0- 0       | 0- 0        | 0- 0          |      |      |       |           |

| RPI 1-25                  |   |                |       | RPI 26-50 |   |                   |       | RPI 51-100 |   |              |       | RPI 101+ Team's RPI: 165 |   |                   |       |
|---------------------------|---|----------------|-------|-----------|---|-------------------|-------|------------|---|--------------|-------|--------------------------|---|-------------------|-------|
| RPI                       | S | Opponent       | Score | RPI       | S | Opponent          | Score | RPI        | S | Opponent     | Score | RPI                      | S | Opponent          | Score |
| 15                        | A | Minnesota      | 57 90 |           |   |                   |       | 52         | H | UT Arlington | 61 86 | 111                      | H | Rider             | 89 81 |
|                           |   |                |       |           |   |                   |       | 63         | H | Wake Forest  | 70 63 | 163                      | H | Boston College    | 71 66 |
|                           |   |                |       |           |   |                   |       |            |   |              |       | 193                      | A | Rutgers           | 45 53 |
|                           |   |                |       |           |   |                   |       |            |   |              |       | 216                      | A | Princeton         | 67 94 |
|                           |   |                |       |           |   |                   |       |            |   |              |       | 288                      | A | Marist            | 76 63 |
|                           |   |                |       |           |   |                   |       |            |   |              |       | 296                      | H | Savannah St.      | 74 60 |
|                           |   |                |       |           |   |                   |       |            |   |              |       | 322                      | H | LIU Brooklyn      | 77 59 |
|                           |   |                |       |           |   |                   |       |            |   |              |       | 323                      | H | Central Conn. St. | 78 70 |
| LAST 12 Division I GAMES: |   |                |       |           |   |                   |       |            |   |              |       |                          |   |                   |       |
| 111                       | H | Rider          | 89 81 | 193       | A | Rutgers           | 45 53 |            |   |              |       |                          |   |                   |       |
| 15                        | A | Minnesota      | 57 90 | 322       | H | LIU Brooklyn      | 77 59 |            |   |              |       |                          |   |                   |       |
| 163                       | H | Boston College | 71 66 | 63        | H | Wake Forest       | 70 63 |            |   |              |       |                          |   |                   |       |
| 288                       | A | Marist         | 76 63 | 216       | A | Princeton         | 67 94 |            |   |              |       |                          |   |                   |       |
| 296                       | H | Savannah St.   | 74 60 | 52        | H | UT Arlington      | 61 86 |            |   |              |       |                          |   |                   |       |
|                           |   |                |       | 323       | H | Central Conn. St. | 78 70 |            |   |              |       |                          |   |                   |       |

Non-Div I Games:

Seton Hall

|                   |          |           |                |            |             |               |      |      |       |           |
|-------------------|----------|-----------|----------------|------------|-------------|---------------|------|------|-------|-----------|
| Average RPI Win:  | 252      | WON-LOST  | WINNING        | LAST 10    | STRENGTH OF | OPP. STRENGTH | TEAM | ADJ. | CONF. | ADJ CONF. |
| Average RPI Loss: | 133      | RECORD    | PCT. RANK      | GAMES      | SCHEDULE    | OF SCHEDULE   | RPI  | RPI  | RPI   | RPI       |
| DIV. I ONLY       | 2- 8     | 285       | 2- 8           | 121        | 246         | 273           | 273  | 18   | 18    |           |
| DIV. I NON-CONF.  | 1- 7     | 309       | 1- 7           | 130        | 235         | 299           | 299  | 17   | 17    |           |
| TOTALS            | RPI 1-25 | RPI 26-50 | W-L RECORDS    | RPI 51-100 | RPI 101-150 | RPI 150+      |      |      |       |           |
| 2- 8              | 0- 0     | 0- 1      | OVERALL        | 0- 1       | 0- 2        | 2- 4          |      |      |       |           |
| 2- 3              | 0- 0     | 0- 1      | HOME           | 0- 0       | 0- 0        | 2- 2          |      |      |       |           |
| 0- 5              | 0- 0     | 0- 0      | AWAY           | 0- 1       | 0- 2        | 0- 2          |      |      |       |           |
| 0- 0              | 0- 0     | 0- 0      | NEUTRAL        | 0- 0       | 0- 0        | 0- 0          |      |      |       |           |
| 1- 7              | 0- 0     | 0- 1      | NON-CONFERENCE | 0- 0       | 0- 2        | 1- 4          |      |      |       |           |
| 1- 3              | 0- 0     | 0- 1      | HOME           | 0- 0       | 0- 0        | 1- 2          |      |      |       |           |
| 0- 4              | 0- 0     | 0- 0      | AWAY           | 0- 0       | 0- 2        | 0- 2          |      |      |       |           |
| 0- 0              | 0- 0     | 0- 0      | NEUTRAL        | 0- 0       | 0- 0        | 0- 0          |      |      |       |           |
| 1- 1              | 0- 0     | 0- 0      | CONFERENCE     | 0- 1       | 0- 0        | 1- 0          |      |      |       |           |
| 1- 0              | 0- 0     | 0- 0      | HOME           | 0- 0       | 0- 0        | 1- 0          |      |      |       |           |
| 0- 1              | 0- 0     | 0- 0      | AWAY           | 0- 1       | 0- 0        | 0- 0          |      |      |       |           |
| 0- 0              | 0- 0     | 0- 0      | NEUTRAL        | 0- 0       | 0- 0        | 0- 0          |      |      |       |           |

| RPI 1-25                  |   |          | RPI 26-50 |     |   | RPI 51-100   |        |     | RPI 101+ |               |        | Team's RPI: 273 |
|---------------------------|---|----------|-----------|-----|---|--------------|--------|-----|----------|---------------|--------|-----------------|
| RPI                       | S | Opponent | Score     | RPI | S | Opponent     | Score  | RPI | S        | Opponent      | Score  |                 |
|                           |   |          |           | 48  | H | Harvard      | 58 65  | 69  | A        | Quinnipiac    | 47 73  |                 |
|                           |   |          |           |     |   |              |        | 102 | A        | Syracuse      | 65 102 |                 |
|                           |   |          |           |     |   |              |        | 147 | A        | Albany (NY)   | 86 88  |                 |
|                           |   |          |           |     |   |              |        | 154 | H        | Hartford      | 76 80  |                 |
|                           |   |          |           |     |   |              |        | 173 | H        | New Hampshire | 67 77  |                 |
|                           |   |          |           |     |   |              |        | 184 | A        | FGCU          | 42 66  |                 |
|                           |   |          |           |     |   |              |        | 190 | A        | Sacred Heart  | 58 62  |                 |
|                           |   |          |           |     |   |              |        | 237 | H        | Colgate       | 71 63  |                 |
|                           |   |          |           |     |   |              |        | 266 | H        | Fairfield     | 67 52  |                 |
| LAST 12 Division I GAMES: |   |          |           |     |   |              |        |     |          |               |        |                 |
|                           |   |          |           | 48  | H | Harvard      | 58 65  | 184 | A        | FGCU          | 42 66  |                 |
|                           |   |          |           | 190 | A | Sacred Heart | 58 62  | 173 | H        | New Hampshire | 67 77  |                 |
|                           |   |          |           | 154 | H | Hartford     | 76 80  | 69  | A        | Quinnipiac    | 47 73  |                 |
|                           |   |          |           | 102 | A | Syracuse     | 65 102 | 266 | H        | Fairfield     | 67 52  |                 |
|                           |   |          |           |     |   |              |        | 147 | A        | Albany (NY)   | 86 88  |                 |
|                           |   |          |           |     |   |              |        | 237 | H        | Colgate       | 71 63  |                 |

Non-Div I Games:

Siena

|                   |          |           |                |            |             |               |      |      |       |           |
|-------------------|----------|-----------|----------------|------------|-------------|---------------|------|------|-------|-----------|
| Average RPI Win:  | 196      | WON-LOST  | WINNING        | LAST 10    | STRENGTH OF | OPP. STRENGTH | TEAM | ADJ. | CONF. | ADJ CONF. |
| Average RPI Loss: | 100      | RECORD    | PCT. RANK      | GAMES      | SCHEDULE    | OF SCHEDULE   | RPI  | RPI  | RPI   | RPI       |
| DIV. I ONLY       | 3- 6     | 233       | 3- 5           | 107        | 128         | 183           | 183  | 19   | 19    |           |
| DIV. I NON-CONF.  | 3- 6     | 231       | 3- 6           | 107        | 128         | 182           | 182  | 19   | 19    |           |
| TOTALS            | RPI 1-25 | RPI 26-50 | W-L RECORDS    | RPI 51-100 | RPI 101-150 | RPI 150+      |      |      |       |           |
| 3- 6              | 0- 0     | 0- 0      | OVERALL        | 0- 3       | 0- 3        | 3- 0          |      |      |       |           |
| 1- 2              | 0- 0     | 0- 0      | HOME           | 0- 1       | 0- 1        | 1- 0          |      |      |       |           |
| 1- 3              | 0- 0     | 0- 0      | AWAY           | 0- 1       | 0- 2        | 1- 0          |      |      |       |           |
| 1- 1              | 0- 0     | 0- 0      | NEUTRAL        | 0- 1       | 0- 0        | 1- 0          |      |      |       |           |
| 3- 6              | 0- 0     | 0- 0      | NON-CONFERENCE | 0- 3       | 0- 3        | 3- 0          |      |      |       |           |
| 1- 2              | 0- 0     | 0- 0      | HOME           | 0- 1       | 0- 1        | 1- 0          |      |      |       |           |
| 1- 3              | 0- 0     | 0- 0      | AWAY           | 0- 1       | 0- 2        | 1- 0          |      |      |       |           |
| 1- 1              | 0- 0     | 0- 0      | NEUTRAL        | 0- 1       | 0- 0        | 1- 0          |      |      |       |           |
| 0- 0              | 0- 0     | 0- 0      | CONFERENCE     | 0- 0       | 0- 0        | 0- 0          |      |      |       |           |
| 0- 0              | 0- 0     | 0- 0      | HOME           | 0- 0       | 0- 0        | 0- 0          |      |      |       |           |
| 0- 0              | 0- 0     | 0- 0      | AWAY           | 0- 0       | 0- 0        | 0- 0          |      |      |       |           |
| 0- 0              | 0- 0     | 0- 0      | NEUTRAL        | 0- 0       | 0- 0        | 0- 0          |      |      |       |           |

| RPI 1-25                  |   |          | RPI 26-50          |     |       | RPI 51-100              |       |                      | RPI 101+            |          |       | Team's RPI: 183 |
|---------------------------|---|----------|--------------------|-----|-------|-------------------------|-------|----------------------|---------------------|----------|-------|-----------------|
| RPI                       | S | Opponent | Score              | RPI | S     | Opponent                | Score | RPI                  | S                   | Opponent | Score |                 |
|                           |   |          |                    |     |       | 58 N Florida            | 33 85 | 105 A Jacksonville   |                     | 55 62    |       |                 |
|                           |   |          |                    |     |       | 78 H North Carolina St. | 31 74 | 139 H Southern Miss. |                     | 48 57    |       |                 |
|                           |   |          |                    |     |       | 81 A UCF                | 58 70 | 140 A UAB            |                     | 41 66    |       |                 |
|                           |   |          |                    |     |       |                         |       | 158 A New Orleans    |                     | 65 62    |       |                 |
|                           |   |          |                    |     |       |                         |       | 212 H Southern U.    |                     | 55 48    |       |                 |
|                           |   |          |                    |     |       |                         |       | 217 N North Florida  |                     | 62 55    |       |                 |
| LAST 12 Division I GAMES: |   |          |                    |     |       |                         |       |                      |                     |          |       |                 |
| 140 A UAB                 |   | 41 66    | 105 A Jacksonville |     | 55 62 | 78 H North Carolina St. |       | 31 74                | 217 N North Florida |          | 62 55 |                 |
| 212 H Southern U.         |   | 55 48    | 158 A New Orleans  |     | 65 62 | 139 H Southern Miss.    |       | 48 57                | 81 A UCF            |          | 58 70 |                 |
|                           |   |          | 58 N Florida       |     | 33 85 |                         |       |                      |                     |          |       |                 |

Non-Div I Games: Spring Hill 38 33 William Carey 62 39

South Ala.

|                   |          |           |                |            |             |               |      |      |       |           |
|-------------------|----------|-----------|----------------|------------|-------------|---------------|------|------|-------|-----------|
| Average RPI Win:  | 106      | WON-LOST  | WINNING        | LAST 10    | STRENGTH OF | OPP. STRENGTH | TEAM | ADJ. | CONF. | ADJ CONF. |
| Average RPI Loss: | 28       | RECORD    | PCT. RANK      | GAMES      | SCHEDULE    | OF SCHEDULE   | RPI  | RPI  | RPI   | RPI       |
| DIV. I ONLY       | 10- 1    | 16        | 9- 1           | 15         | 21          | 3             | 3    | 1    | 1     |           |
| DIV. I NON-CONF.  | 10- 1    | 16        | 10- 1          | 15         | 21          | 3             | 3    | 1    | 1     |           |
| TOTALS            | RPI 1-25 | RPI 26-50 | W-L RECORDS    | RPI 51-100 | RPI 101-150 | RPI 150+      |      |      |       |           |
| 10- 1             | 2- 0     | 1- 1      | OVERALL        | 4- 0       | 1- 0        | 2- 0          |      |      |       |           |
| 6- 0              | 1- 0     | 1- 0      | HOME           | 3- 0       | 0- 0        | 1- 0          |      |      |       |           |
| 3- 1              | 0- 0     | 0- 1      | AWAY           | 1- 0       | 1- 0        | 1- 0          |      |      |       |           |
| 1- 0              | 1- 0     | 0- 0      | NEUTRAL        | 0- 0       | 0- 0        | 0- 0          |      |      |       |           |
| 10- 1             | 2- 0     | 1- 1      | NON-CONFERENCE | 4- 0       | 1- 0        | 2- 0          |      |      |       |           |
| 6- 0              | 1- 0     | 1- 0      | HOME           | 3- 0       | 0- 0        | 1- 0          |      |      |       |           |
| 3- 1              | 0- 0     | 0- 1      | AWAY           | 1- 0       | 1- 0        | 1- 0          |      |      |       |           |
| 1- 0              | 1- 0     | 0- 0      | NEUTRAL        | 0- 0       | 0- 0        | 0- 0          |      |      |       |           |
| 0- 0              | 0- 0     | 0- 0      | CONFERENCE     | 0- 0       | 0- 0        | 0- 0          |      |      |       |           |
| 0- 0              | 0- 0     | 0- 0      | HOME           | 0- 0       | 0- 0        | 0- 0          |      |      |       |           |
| 0- 0              | 0- 0     | 0- 0      | AWAY           | 0- 0       | 0- 0        | 0- 0          |      |      |       |           |
| 0- 0              | 0- 0     | 0- 0      | NEUTRAL        | 0- 0       | 0- 0        | 0- 0          |      |      |       |           |

| RPI 1-25                  |   |            |       | RPI 26-50 |   |            |       | RPI 51-100 |   |               |       | RPI 101+ |   |               |       |
|---------------------------|---|------------|-------|-----------|---|------------|-------|------------|---|---------------|-------|----------|---|---------------|-------|
| RPI                       | S | Opponent   | Score | RPI       | S | Opponent   | Score | RPI        | S | Opponent      | Score | RPI      | S | Opponent      | Score |
| 15                        | H | Minnesota  | 98 58 | 28        | A | Duke       | 63 74 | 72         | H | Maine         | 79 42 | 114      | A | Ohio St.      | 92 80 |
| 24                        | N | Louisville | 83 59 | 30        | H | UCLA       | 66 57 | 80         | A | Texas         | 76 67 | 251      | H | Saint Peter's | 93 38 |
|                           |   |            |       |           |   |            |       | 82         | H | Clemson       | 83 61 | 296      | A | Savannah St.  | 70 30 |
|                           |   |            |       |           |   |            |       | 98         | H | Hampton       | 92 38 |          |   |               |       |
| LAST 12 Division I GAMES: |   |            |       |           |   |            |       |            |   |               |       |          |   |               |       |
|                           |   |            |       | 30        | H | UCLA       | 66 57 | 296        | A | Savannah St.  | 70 30 |          |   |               |       |
|                           |   |            |       | 82        | H | Clemson    | 83 61 | 251        | H | Saint Peter's | 93 38 |          |   |               |       |
|                           |   |            |       | 15        | H | Minnesota  | 98 58 | 72         | H | Maine         | 79 42 |          |   |               |       |
|                           |   |            |       | 28        | A | Duke       | 63 74 | 98         | H | Hampton       | 92 38 |          |   |               |       |
|                           |   |            |       | 80        | A | Texas      | 76 67 | 114        | A | Ohio St.      | 92 80 |          |   |               |       |
|                           |   |            |       | 24        | N | Louisville | 83 59 |            |   |               |       |          |   |               |       |

Non-Div I Games:

South Carolina

|                   |          |           |                |            |             |               |      |      |       |           |
|-------------------|----------|-----------|----------------|------------|-------------|---------------|------|------|-------|-----------|
| Average RPI Win:  | 311      | WON-LOST  | WINNING        | LAST 10    | STRENGTH OF | OPP. STRENGTH | TEAM | ADJ. | CONF. | ADJ CONF. |
| Average RPI Loss: | 196      | RECORD    | PCT. RANK      | GAMES      | SCHEDULE    | OF SCHEDULE   | RPI  | RPI  | RPI   | RPI       |
| DIV. I ONLY       | 1- 7     | 312       | 1- 7           | 315        | 225         | 333           | 333  | 31   | 31    |           |
| DIV. I NON-CONF.  | 1- 7     | 309       | 1- 7           | 315        | 224         | 333           | 333  | 31   | 31    |           |
| TOTALS            | RPI 1-25 | RPI 26-50 | W-L RECORDS    | RPI 51-100 | RPI 101-150 | RPI 150+      |      |      |       |           |
| 1- 7              | 0- 0     | 0- 0      | OVERALL        | 0- 2       | 0- 1        | 1- 4          |      |      |       |           |
| 0- 1              | 0- 0     | 0- 0      | HOME           | 0- 0       | 0- 0        | 0- 1          |      |      |       |           |
| 1- 5              | 0- 0     | 0- 0      | AWAY           | 0- 2       | 0- 1        | 1- 2          |      |      |       |           |
| 0- 1              | 0- 0     | 0- 0      | NEUTRAL        | 0- 0       | 0- 0        | 0- 1          |      |      |       |           |
| 1- 7              | 0- 0     | 0- 0      | NON-CONFERENCE | 0- 2       | 0- 1        | 1- 4          |      |      |       |           |
| 0- 1              | 0- 0     | 0- 0      | HOME           | 0- 0       | 0- 0        | 0- 1          |      |      |       |           |
| 1- 5              | 0- 0     | 0- 0      | AWAY           | 0- 2       | 0- 1        | 1- 2          |      |      |       |           |
| 0- 1              | 0- 0     | 0- 0      | NEUTRAL        | 0- 0       | 0- 0        | 0- 1          |      |      |       |           |
| 0- 0              | 0- 0     | 0- 0      | CONFERENCE     | 0- 0       | 0- 0        | 0- 0          |      |      |       |           |
| 0- 0              | 0- 0     | 0- 0      | HOME           | 0- 0       | 0- 0        | 0- 0          |      |      |       |           |
| 0- 0              | 0- 0     | 0- 0      | AWAY           | 0- 0       | 0- 0        | 0- 0          |      |      |       |           |
| 0- 0              | 0- 0     | 0- 0      | NEUTRAL        | 0- 0       | 0- 0        | 0- 0          |      |      |       |           |

| RPI 1-25                  |   |          |       | RPI 26-50 |   |                |       | RPI 51-100 |     |          |              | RPI 101+ |     |               |                | Team's RPI: 333 |    |
|---------------------------|---|----------|-------|-----------|---|----------------|-------|------------|-----|----------|--------------|----------|-----|---------------|----------------|-----------------|----|
| RPI                       | S | Opponent | Score | RPI       | S | Opponent       | Score | RPI        | S   | Opponent | Score        | RPI      | S   | Opponent      | Score          |                 |    |
|                           |   |          |       |           |   |                |       | 82         | A   | Clemson  | 36           | 56       | 150 | A             | Wofford        | 65              | 66 |
|                           |   |          |       |           |   |                |       | 99         | A   | Georgia  | 50           | 64       | 239 | A             | Charleston So. | 62              | 67 |
|                           |   |          |       |           |   |                |       |            |     |          |              | 244      | A   | Ga. Southern  | 58             | 74              |    |
|                           |   |          |       |           |   |                |       |            |     |          |              | 260      | N   | Coastal Caro. | 54             | 63              |    |
|                           |   |          |       |           |   |                |       |            |     |          |              | 298      | H   | USC Upstate   | 67             | 73              |    |
|                           |   |          |       |           |   |                |       |            |     |          |              | 311      | A   | Winthrop      | 63             | 55              |    |
| LAST 12 Division I GAMES: |   |          |       |           |   |                |       |            |     |          |              |          |     |               |                |                 |    |
|                           |   |          |       | 260       | N | Coastal Caro.  | 54    | 63         | 244 | A        | Ga. Southern | 58       | 74  |               |                |                 |    |
|                           |   |          |       | 298       | H | USC Upstate    | 67    | 73         | 82  | A        | Clemson      | 36       | 56  |               |                |                 |    |
|                           |   |          |       | 239       | A | Charleston So. | 62    | 67         |     |          |              |          |     |               |                |                 |    |
|                           |   |          |       | 150       | A | Wofford        | 65    | 66         |     |          |              |          |     |               |                |                 |    |
|                           |   |          |       | 311       | A | Winthrop       | 63    | 55         |     |          |              |          |     |               |                |                 |    |
|                           |   |          |       | 99        | A | Georgia        | 50    | 64         |     |          |              |          |     |               |                |                 |    |

Non-Div I Games: St. Andrews 72 35 Morris 85 57

South Carolina St.

Loss, Non-Conf, S Site, H Home A Away N Neutral

South Dakota

Through Games Of Dec. 23, 2016

|                   |          |           |                |            |             |               |      |      |       |           |
|-------------------|----------|-----------|----------------|------------|-------------|---------------|------|------|-------|-----------|
| Average RPI Win:  | 173      | WON-LOST  | WINNING        | LAST 10    | STRENGTH OF | OPP. STRENGTH | TEAM | ADJ. | CONF. | ADJ CONF. |
| Average RPI Loss: | 106      | RECORD    | PCT. RANK      | GAMES      | SCHEDULE    | OF SCHEDULE   | RPI  | RPI  | RPI   | RPI       |
| DIV. I ONLY       | 9- 2     | 37        | 7- 1           | 166        | 116         | 47            | 47   | 12   | 12    |           |
| DIV. I NON-CONF.  | 9- 2     | 37        | 8- 2           | 166        | 117         | 47            | 47   | 12   | 12    |           |
| TOTALS            | RPI 1-25 | RPI 26-50 | W-L RECORDS    | RPI 51-100 | RPI 101-150 | RPI 150+      |      |      |       |           |
| 9- 2              | 0- 0     | 0- 0      | OVERALL        | 1- 1       | 2- 1        | 6- 0          |      |      |       |           |
| 3- 0              | 0- 0     | 0- 0      | HOME           | 1- 0       | 0- 0        | 2- 0          |      |      |       |           |
| 3- 2              | 0- 0     | 0- 0      | AWAY           | 0- 1       | 1- 1        | 2- 0          |      |      |       |           |
| 3- 0              | 0- 0     | 0- 0      | NEUTRAL        | 0- 0       | 1- 0        | 2- 0          |      |      |       |           |
| 9- 2              | 0- 0     | 0- 0      | NON-CONFERENCE | 1- 1       | 2- 1        | 6- 0          |      |      |       |           |
| 3- 0              | 0- 0     | 0- 0      | HOME           | 1- 0       | 0- 0        | 2- 0          |      |      |       |           |
| 3- 2              | 0- 0     | 0- 0      | AWAY           | 0- 1       | 1- 1        | 2- 0          |      |      |       |           |
| 3- 0              | 0- 0     | 0- 0      | NEUTRAL        | 0- 0       | 1- 0        | 2- 0          |      |      |       |           |
| 0- 0              | 0- 0     | 0- 0      | CONFERENCE     | 0- 0       | 0- 0        | 0- 0          |      |      |       |           |
| 0- 0              | 0- 0     | 0- 0      | HOME           | 0- 0       | 0- 0        | 0- 0          |      |      |       |           |
| 0- 0              | 0- 0     | 0- 0      | AWAY           | 0- 0       | 0- 0        | 0- 0          |      |      |       |           |
| 0- 0              | 0- 0     | 0- 0      | NEUTRAL        | 0- 0       | 0- 0        | 0- 0          |      |      |       |           |

| RPI 1-25 |   |          |       | RPI 26-50 |   |          |       | Team's RPI: 47 |   |          |       | RPI 51-100 |   |          |       | RPI 101+ |   |          |       |
|----------|---|----------|-------|-----------|---|----------|-------|----------------|---|----------|-------|------------|---|----------|-------|----------|---|----------|-------|
| RPI      | S | Opponent | Score | RPI       | S | Opponent | Score | RPI            | S | Opponent | Score | RPI        | S | Opponent | Score | RPI      | S | Opponent | Score |
|          |   |          |       |           |   |          |       |                |   |          |       |            |   |          |       |          |   |          |       |
|          |   |          |       |           |   |          |       |                |   |          |       |            |   |          |       |          |   |          |       |
|          |   |          |       |           |   |          |       |                |   |          |       |            |   |          |       |          |   |          |       |
|          |   |          |       |           |   |          |       |                |   |          |       |            |   |          |       |          |   |          |       |
|          |   |          |       |           |   |          |       |                |   |          |       |            |   |          |       |          |   |          |       |
|          |   |          |       |           |   |          |       |                |   |          |       |            |   |          |       |          |   |          |       |
|          |   |          |       |           |   |          |       |                |   |          |       |            |   |          |       |          |   |          |       |
|          |   |          |       |           |   |          |       |                |   |          |       |            |   |          |       |          |   |          |       |
|          |   |          |       |           |   |          |       |                |   |          |       |            |   |          |       |          |   |          |       |
|          |   |          |       |           |   |          |       |                |   |          |       |            |   |          |       |          |   |          |       |
|          |   |          |       |           |   |          |       |                |   |          |       |            |   |          |       |          |   |          |       |
|          |   |          |       |           |   |          |       |                |   |          |       |            |   |          |       |          |   |          |       |
|          |   |          |       |           |   |          |       |                |   |          |       |            |   |          |       |          |   |          |       |
|          |   |          |       |           |   |          |       |                |   |          |       |            |   |          |       |          |   |          |       |
|          |   |          |       |           |   |          |       |                |   |          |       |            |   |          |       |          |   |          |       |
|          |   |          |       |           |   |          |       |                |   |          |       |            |   |          |       |          |   |          |       |
|          |   |          |       |           |   |          |       |                |   |          |       |            |   |          |       |          |   |          |       |
|          |   |          |       |           |   |          |       |                |   |          |       |            |   |          |       |          |   |          |       |
|          |   |          |       |           |   |          |       |                |   |          |       |            |   |          |       |          |   |          |       |
|          |   |          |       |           |   |          |       |                |   |          |       |            |   |          |       |          |   |          |       |
|          |   |          |       |           |   |          |       |                |   |          |       |            |   |          |       |          |   |          |       |
|          |   |          |       |           |   |          |       |                |   |          |       |            |   |          |       |          |   |          |       |
|          |   |          |       |           |   |          |       |                |   |          |       |            |   |          |       |          |   |          |       |
|          |   |          |       |           |   |          |       |                |   |          |       |            |   |          |       |          |   |          |       |
|          |   |          |       |           |   |          |       |                |   |          |       |            |   |          |       |          |   |          |       |
|          |   |          |       |           |   |          |       |                |   |          |       |            |   |          |       |          |   |          |       |
|          |   |          |       |           |   |          |       |                |   |          |       |            |   |          |       |          |   |          |       |
|          |   |          |       |           |   |          |       |                |   |          |       |            |   |          |       |          |   |          |       |
|          |   |          |       |           |   |          |       |                |   |          |       |            |   |          |       |          |   |          |       |
|          |   |          |       |           |   |          |       |                |   |          |       |            |   |          |       |          |   |          |       |
|          |   |          |       |           |   |          |       |                |   |          |       |            |   |          |       |          |   |          |       |
|          |   |          |       |           |   |          |       |                |   |          |       |            |   |          |       |          |   |          |       |
|          |   |          |       |           |   |          |       |                |   |          |       |            |   |          |       |          |   |          |       |
|          |   |          |       |           |   |          |       |                |   |          |       |            |   |          |       |          |   |          |       |
|          |   |          |       |           |   |          |       |                |   |          |       |            |   |          |       |          |   |          |       |
|          |   |          |       |           |   |          |       |                |   |          |       |            |   |          |       |          |   |          |       |
|          |   |          |       |           |   |          |       |                |   |          |       |            |   |          |       |          |   |          |       |
|          |   |          |       |           |   |          |       |                |   |          |       |            |   |          |       |          |   |          |       |
|          |   |          |       |           |   |          |       |                |   |          |       |            |   |          |       |          |   |          |       |
|          |   |          |       |           |   |          |       |                |   |          |       |            |   |          |       |          |   |          |       |
|          |   |          |       |           |   |          |       |                |   |          |       |            |   |          |       |          |   |          |       |
|          |   |          |       |           |   |          |       |                |   |          |       |            |   |          |       |          |   |          |       |
|          |   |          |       |           |   |          |       |                |   |          |       |            |   |          |       |          |   |          |       |
|          |   |          |       |           |   |          |       |                |   |          |       |            |   |          |       |          |   |          |       |
|          |   |          |       |           |   |          |       |                |   |          |       |            |   |          |       |          |   |          |       |
|          |   |          |       |           |   |          |       |                |   |          |       |            |   |          |       |          |   |          |       |
|          |   |          |       |           |   |          |       |                |   |          |       |            |   |          |       |          |   |          |       |
|          |   |          |       |           |   |          |       |                |   |          |       |            |   |          |       |          |   |          |       |
|          |   |          |       |           |   |          |       |                |   |          |       |            |   |          |       |          |   |          |       |
|          |   |          |       |           |   |          |       |                |   |          |       |            |   |          |       |          |   |          |       |
|          |   |          |       |           |   |          |       |                |   |          |       |            |   |          |       |          |   |          |       |
|          |   |          |       |           |   |          |       |                |   |          |       |            |   |          |       |          |   |          |       |
|          |   |          |       |           |   |          |       |                |   |          |       |            |   |          |       |          |   |          |       |
|          |   |          |       |           |   |          |       |                |   |          |       |            |   |          |       |          |   |          |       |
|          |   |          |       |           |   |          |       |                |   |          |       |            |   |          |       |          |   |          |       |
|          |   |          |       |           |   |          |       |                |   |          |       |            |   |          |       |          |   |          |       |
|          |   |          |       |           |   |          |       |                |   |          |       |            |   |          |       |          |   |          |       |
|          |   |          |       |           |   |          |       |                |   |          |       |            |   |          |       |          |   |          |       |
|          |   |          |       |           |   |          |       |                |   |          |       |            |   |          |       |          |   |          |       |
|          |   |          |       |           |   |          |       |                |   |          |       |            |   |          |       |          |   |          |       |
|          |   |          |       |           |   |          |       |                |   |          |       |            |   |          |       |          |   |          |       |
|          |   |          |       |           |   |          |       |                |   |          |       |            |   |          |       |          |   |          |       |
|          |   |          |       |           |   |          |       |                |   |          |       |            |   |          |       |          |   |          |       |
|          |   |          |       |           |   |          |       |                |   |          |       |            |   |          |       |          |   |          |       |
|          |   |          |       |           |   |          |       |                |   |          |       |            |   |          |       |          |   |          |       |

Non-Div I Games: Concordia-St. Paul 83 58 Northwestern (IA) 100 57

South Dakota

Loss, Non-Conf, S Site, H Home A Away N Neutral



|                   |          |           |                |            |             |               |      |      |       |           |
|-------------------|----------|-----------|----------------|------------|-------------|---------------|------|------|-------|-----------|
| Average RPI Win:  | 170      | WON-LOST  | WINNING        | LAST 10    | STRENGTH OF | OPP. STRENGTH | TEAM | ADJ. | CONF. | ADJ CONF. |
| Average RPI Loss: | 18       | RECORD    | PCT. RANK      | GAMES      | SCHEDULE    | OF SCHEDULE   | RPI  | RPI  | RPI   | RPI       |
| DIV. I ONLY       | 9- 3     | 60        | 7- 3           | 102        | 31          | 44            | 44   | 12   | 12    |           |
| DIV. I NON-CONF.  | 9- 3     | 60        | 9- 3           | 102        | 31          | 44            | 44   | 12   | 12    |           |
| TOTALS            | RPI 1-25 | RPI 26-50 | W-L RECORDS    | RPI 51-100 | RPI 101-150 | RPI 150+      |      |      |       |           |
| 9- 3              | 0- 3     | 2- 0      | OVERALL        | 1- 0       | 2- 0        | 4- 0          |      |      |       |           |
| 4- 1              | 0- 1     | 0- 0      | HOME           | 1- 0       | 1- 0        | 2- 0          |      |      |       |           |
| 4- 2              | 0- 2     | 2- 0      | AWAY           | 0- 0       | 1- 0        | 1- 0          |      |      |       |           |
| 1- 0              | 0- 0     | 0- 0      | NEUTRAL        | 0- 0       | 0- 0        | 1- 0          |      |      |       |           |
| 9- 3              | 0- 3     | 2- 0      | NON-CONFERENCE | 1- 0       | 2- 0        | 4- 0          |      |      |       |           |
| 4- 1              | 0- 1     | 0- 0      | HOME           | 1- 0       | 1- 0        | 2- 0          |      |      |       |           |
| 4- 2              | 0- 2     | 2- 0      | AWAY           | 0- 0       | 1- 0        | 1- 0          |      |      |       |           |
| 1- 0              | 0- 0     | 0- 0      | NEUTRAL        | 0- 0       | 0- 0        | 1- 0          |      |      |       |           |
| 0- 0              | 0- 0     | 0- 0      | CONFERENCE     | 0- 0       | 0- 0        | 0- 0          |      |      |       |           |
| 0- 0              | 0- 0     | 0- 0      | HOME           | 0- 0       | 0- 0        | 0- 0          |      |      |       |           |
| 0- 0              | 0- 0     | 0- 0      | AWAY           | 0- 0       | 0- 0        | 0- 0          |      |      |       |           |
| 0- 0              | 0- 0     | 0- 0      | NEUTRAL        | 0- 0       | 0- 0        | 0- 0          |      |      |       |           |

| RPI 1-25                  |   |             |       | RPI 26-50 |   |                   |        | Team's RPI: 44 |   |           |       | RPI 51-100 |   |                   |        | RPI 101+ |   |          |       |
|---------------------------|---|-------------|-------|-----------|---|-------------------|--------|----------------|---|-----------|-------|------------|---|-------------------|--------|----------|---|----------|-------|
| RPI                       | S | Opponent    | Score | RPI       | S | Opponent          | Score  | RPI            | S | Opponent  | Score | RPI        | S | Opponent          | Score  | RPI      | S | Opponent | Score |
| 10                        | H | Green Bay   | 43 67 | 35        | A | UNI               | 61 50  | 83             | H | Creighton | 63 56 | 116        | H | George Washington | 60 55  |          |   |          |       |
| 21                        | A | Oklahoma    | 60 74 | 49        | A | Iowa              | 66 64  |                |   |           |       | 148        | A | North Dakota      | 83 72  |          |   |          |       |
| 24                        | A | Louisville  | 30 83 |           |   |                   |        |                |   |           |       | 209        | H | SIUE              | 82 49  |          |   |          |       |
|                           |   |             |       |           |   |                   |        |                |   |           |       | 223        | A | Wichita St.       | 78 58  |          |   |          |       |
|                           |   |             |       |           |   |                   |        |                |   |           |       | 321        | H | Ark.-Pine Bluff   | 103 45 |          |   |          |       |
|                           |   |             |       |           |   |                   |        |                |   |           |       | 343        | N | Montana           | 84 43  |          |   |          |       |
| LAST 12 Division I GAMES: |   |             |       |           |   |                   |        |                |   |           |       |            |   |                   |        |          |   |          |       |
| 223                       | A | Wichita St. | 78 58 | 24        | A | Louisville        | 30 83  |                |   |           |       |            |   |                   |        |          |   |          |       |
| 21                        | A | Oklahoma    | 60 74 | 116       | H | George Washington | 60 55  |                |   |           |       |            |   |                   |        |          |   |          |       |
| 49                        | A | Iowa        | 66 64 | 10        | H | Green Bay         | 43 67  |                |   |           |       |            |   |                   |        |          |   |          |       |
| 343                       | N | Montana     | 84 43 | 148       | A | North Dakota      | 83 72  |                |   |           |       |            |   |                   |        |          |   |          |       |
| 209                       | H | SIUE        | 82 49 | 321       | H | Ark.-Pine Bluff   | 103 45 |                |   |           |       |            |   |                   |        |          |   |          |       |
| 83                        | H | Creighton   | 63 56 | 35        | A | UNI               | 61 50  |                |   |           |       |            |   |                   |        |          |   |          |       |

Non-Div I Games:

South Dakota St.

|                   |          |           |                |            |             |               |      |      |       |           |
|-------------------|----------|-----------|----------------|------------|-------------|---------------|------|------|-------|-----------|
| Average RPI Win:  | 153      | WON-LOST  | WINNING        | LAST 10    | STRENGTH OF | OPP. STRENGTH | TEAM | ADJ. | CONF. | ADJ CONF. |
| Average RPI Loss: | 89       | RECORD    | PCT. RANK      | GAMES      | SCHEDULE    | OF SCHEDULE   | RPI  | RPI  | RPI   | RPI       |
| DIV. I ONLY       | 10- 1    | 16        | 9- 1           | 196        | 9           | 39            | 39   | 7    | 7     |           |
| DIV. I NON-CONF.  | 10- 1    | 16        | 10- 1          | 197        | 8           | 39            | 39   | 7    | 7     |           |
| TOTALS            | RPI 1-25 | RPI 26-50 | W-L RECORDS    | RPI 51-100 | RPI 101-150 | RPI 150+      |      |      |       |           |
| 10- 1             | 0- 0     | 1- 0      | OVERALL        | 3- 1       | 1- 0        | 5- 0          |      |      |       |           |
| 4- 0              | 0- 0     | 0- 0      | HOME           | 0- 0       | 1- 0        | 3- 0          |      |      |       |           |
| 2- 0              | 0- 0     | 0- 0      | AWAY           | 0- 0       | 0- 0        | 2- 0          |      |      |       |           |
| 4- 1              | 0- 0     | 1- 0      | NEUTRAL        | 3- 1       | 0- 0        | 0- 0          |      |      |       |           |
| 10- 1             | 0- 0     | 1- 0      | NON-CONFERENCE | 3- 1       | 1- 0        | 5- 0          |      |      |       |           |
| 4- 0              | 0- 0     | 0- 0      | HOME           | 0- 0       | 1- 0        | 3- 0          |      |      |       |           |
| 2- 0              | 0- 0     | 0- 0      | AWAY           | 0- 0       | 0- 0        | 2- 0          |      |      |       |           |
| 4- 1              | 0- 0     | 1- 0      | NEUTRAL        | 3- 1       | 0- 0        | 0- 0          |      |      |       |           |
| 0- 0              | 0- 0     | 0- 0      | CONFERENCE     | 0- 0       | 0- 0        | 0- 0          |      |      |       |           |
| 0- 0              | 0- 0     | 0- 0      | HOME           | 0- 0       | 0- 0        | 0- 0          |      |      |       |           |
| 0- 0              | 0- 0     | 0- 0      | AWAY           | 0- 0       | 0- 0        | 0- 0          |      |      |       |           |
| 0- 0              | 0- 0     | 0- 0      | NEUTRAL        | 0- 0       | 0- 0        | 0- 0          |      |      |       |           |

| RPI 1-25                  |   |          |       | RPI 26-50 |   |                |       | Team's RPI: 39 |   |          |       | RPI 51-100 |   |                    |        | RPI 101+ |   |                    |        |
|---------------------------|---|----------|-------|-----------|---|----------------|-------|----------------|---|----------|-------|------------|---|--------------------|--------|----------|---|--------------------|--------|
| RPI                       | S | Opponent | Score | RPI       | S | Opponent       | Score | RPI            | S | Opponent | Score | RPI        | S | Opponent           | Score  | RPI      | S | Opponent           | Score  |
|                           |   |          |       | 26        | N | North Carolina | 83 55 |                |   |          |       | 57         | N | UNLV               | 77 42  | 105      | H | Jacksonville       | 64 52  |
|                           |   |          |       |           |   |                |       |                |   |          |       | 87         | N | Santa Clara        | 63 54  | 208      | H | Saint Francis (PA) | 129 80 |
|                           |   |          |       |           |   |                |       |                |   |          |       | 89         | N | Long Beach St.     | 68 73  | 217      | H | North Florida      | 78 42  |
|                           |   |          |       |           |   |                |       |                |   |          |       | 99         | N | Georgia            | 81 65  | 224      | A | Butler             | 74 59  |
|                           |   |          |       |           |   |                |       |                |   |          |       |            |   |                    |        | 233      | H | FIU                | 91 41  |
|                           |   |          |       |           |   |                |       |                |   |          |       |            |   |                    |        | 277      | A | Arkansas St.       | 78 59  |
| LAST 12 Division I GAMES: |   |          |       |           |   |                |       |                |   |          |       |            |   |                    |        |          |   |                    |        |
|                           |   |          |       | 57        | N | UNLV           | 77 42 |                |   |          |       | 87         | N | Santa Clara        | 63 54  |          |   |                    |        |
|                           |   |          |       | 99        | N | Georgia        | 81 65 |                |   |          |       | 89         | N | Long Beach St.     | 68 73  |          |   |                    |        |
|                           |   |          |       | 26        | N | North Carolina | 83 55 |                |   |          |       | 208        | H | Saint Francis (PA) | 129 80 |          |   |                    |        |
|                           |   |          |       | 105       | H | Jacksonville   | 64 52 |                |   |          |       | 277        | A | Arkansas St.       | 78 59  |          |   |                    |        |
|                           |   |          |       | 217       | H | North Florida  | 78 42 |                |   |          |       | 224        | A | Butler             | 74 59  |          |   |                    |        |
|                           |   |          |       |           |   |                |       |                |   |          |       | 233        | H | FIU                | 91 41  |          |   |                    |        |

Non-Div I Games:

South Fla.

|                       |      |          |           |                |             |               |          |      |       |           |
|-----------------------|------|----------|-----------|----------------|-------------|---------------|----------|------|-------|-----------|
| Average RPI Win: 291  |      | WON-LOST | WINNING   | LAST 10        | STRENGTH OF | OPP. STRENGTH | TEAM     | ADJ. | CONF. | ADJ CONF. |
| Average RPI Loss: 164 |      | RECORD   | PCT. RANK | GAMES          | SCHEDULE    | OF SCHEDULE   | RPI      | RPI  | RPI   | RPI       |
| DIV. I ONLY           |      | 4- 7     | 221       | 4- 5           | 273         | 263           | 282      | 282  | 26    | 26        |
| DIV. I NON-CONF.      |      | 4- 7     | 221       | 4- 6           | 274         | 262           | 280      | 280  | 26    | 26        |
| TOTALS                |      | RPI 1-25 | RPI 26-50 | W-L RECORDS    | RPI 51-100  | RPI 101-150   | RPI 150+ |      |       |           |
| 4- 7                  | 0- 0 |          | 0- 0      | OVERALL        | 0- 0        | 0- 2          | 4- 5     |      |       |           |
| 2- 3                  | 0- 0 |          | 0- 0      | HOME           | 0- 0        | 0- 1          | 2- 2     |      |       |           |
| 1- 3                  | 0- 0 |          | 0- 0      | AWAY           | 0- 0        | 0- 1          | 1- 2     |      |       |           |
| 1- 1                  | 0- 0 |          | 0- 0      | NEUTRAL        | 0- 0        | 0- 0          | 1- 1     |      |       |           |
| 4- 7                  | 0- 0 |          | 0- 0      | NON-CONFERENCE | 0- 0        | 0- 2          | 4- 5     |      |       |           |
| 2- 3                  | 0- 0 |          | 0- 0      | HOME           | 0- 0        | 0- 1          | 2- 2     |      |       |           |
| 1- 3                  | 0- 0 |          | 0- 0      | AWAY           | 0- 0        | 0- 1          | 1- 2     |      |       |           |
| 1- 1                  | 0- 0 |          | 0- 0      | NEUTRAL        | 0- 0        | 0- 0          | 1- 1     |      |       |           |
| 0- 0                  | 0- 0 |          | 0- 0      | CONFERENCE     | 0- 0        | 0- 0          | 0- 0     |      |       |           |
| 0- 0                  | 0- 0 |          | 0- 0      | HOME           | 0- 0        | 0- 0          | 0- 0     |      |       |           |
| 0- 0                  | 0- 0 |          | 0- 0      | AWAY           | 0- 0        | 0- 0          | 0- 0     |      |       |           |
| 0- 0                  | 0- 0 |          | 0- 0      | NEUTRAL        | 0- 0        | 0- 0          | 0- 0     |      |       |           |

| RPI 1-25                  |   |          |       | RPI 26-50 |   |              |        | RPI 51-100 |   |               |       | RPI 101+ |   |               |       | Team's RPI: 282 |  |
|---------------------------|---|----------|-------|-----------|---|--------------|--------|------------|---|---------------|-------|----------|---|---------------|-------|-----------------|--|
| RPI                       | S | Opponent | Score | RPI       | S | Opponent     | Score  | RPI        | S | Opponent      | Score | RPI      | S | Opponent      | Score |                 |  |
|                           |   |          |       |           |   |              |        |            |   |               |       | 115      | H | Western Ill.  | 87    | 100             |  |
|                           |   |          |       |           |   |              |        |            |   |               |       | 117      | A | Xavier        | 48    | 54              |  |
|                           |   |          |       |           |   |              |        |            |   |               |       | 153      | A | Southern Ill. | 70    | 77              |  |
|                           |   |          |       |           |   |              |        |            |   |               |       | 156      | H | Saint Louis   | 50    | 89              |  |
|                           |   |          |       |           |   |              |        |            |   |               |       | 176      | N | Louisiana     | 78    | 82              |  |
|                           |   |          |       |           |   |              |        |            |   |               |       | 214      | H | Cincinnati    | 75    | 83              |  |
|                           |   |          |       |           |   |              |        |            |   |               |       | 219      | A | Memphis       | 63    | 65              |  |
|                           |   |          |       |           |   |              |        |            |   |               |       | 267      | A | Evansville    | 76    | 74              |  |
|                           |   |          |       |           |   |              |        |            |   |               |       | 285      | H | Lipscomb      | 79    | 63              |  |
|                           |   |          |       |           |   |              |        |            |   |               |       | 295      | N | Alcorn        | 68    | 50              |  |
|                           |   |          |       |           |   |              |        |            |   |               |       | 315      | H | Alabama A&M   | 75    | 47              |  |
| LAST 12 Division I GAMES: |   |          |       |           |   |              |        |            |   |               |       |          |   |               |       |                 |  |
|                           |   |          |       | 315       | H | Alabama A&M  | 75 47  | 153        | A | Southern Ill. | 70 77 |          |   |               |       |                 |  |
|                           |   |          |       | 219       | A | Memphis      | 63 65  | 285        | H | Lipscomb      | 79 63 |          |   |               |       |                 |  |
|                           |   |          |       | 117       | A | Xavier       | 48 54  | 156        | H | Saint Louis   | 50 89 |          |   |               |       |                 |  |
|                           |   |          |       | 115       | H | Western Ill. | 87 100 | 295        | N | Alcorn        | 68 50 |          |   |               |       |                 |  |
|                           |   |          |       | 214       | H | Cincinnati   | 75 83  | 176        | N | Louisiana     | 78 82 |          |   |               |       |                 |  |
|                           |   |          |       |           |   |              |        | 267        | A | Evansville    | 76 74 |          |   |               |       |                 |  |

|                  |                       |    |                  |     |    |
|------------------|-----------------------|----|------------------|-----|----|
| Non-Div I Games: | Hannibal-La Grange 99 | 52 | Stephens College | 107 | 59 |
|------------------|-----------------------|----|------------------|-----|----|

Southeast Mo. St.

■ Loss, ■ Non-Conf, S Site, H Home A Away N Neutral

|                   |          |           |                |            |             |               |      |      |       |           |
|-------------------|----------|-----------|----------------|------------|-------------|---------------|------|------|-------|-----------|
| Average RPI Win:  | 316      | WON-LOST  | WINNING        | LAST 10    | STRENGTH OF | OPP. STRENGTH | TEAM | ADJ. | CONF. | ADJ CONF. |
| Average RPI Loss: | 154      | RECORD    | PCT. RANK      | GAMES      | SCHEDULE    | OF SCHEDULE   | RPI  | RPI  | RPI   | RPI       |
| DIV. I ONLY       | 1- 8     | 317       | 1- 8           | 140        | 306         | 307           | 307  | 28   | 28    |           |
| DIV. I NON-CONF.  | 1- 8     | 315       | 1- 8           | 141        | 306         | 307           | 307  | 28   | 28    |           |
| TOTALS            | RPI 1-25 | RPI 26-50 | W-L RECORDS    | RPI 51-100 | RPI 101-150 | RPI 150+      |      |      |       |           |
| 1- 8              | 0- 0     | 0- 1      | OVERALL        | 0- 1       | 0- 2        | 1- 4          |      |      |       |           |
| 1- 1              | 0- 0     | 0- 0      | HOME           | 0- 0       | 0- 0        | 1- 1          |      |      |       |           |
| 0- 7              | 0- 0     | 0- 1      | AWAY           | 0- 1       | 0- 2        | 0- 3          |      |      |       |           |
| 0- 0              | 0- 0     | 0- 0      | NEUTRAL        | 0- 0       | 0- 0        | 0- 0          |      |      |       |           |
| 1- 8              | 0- 0     | 0- 1      | NON-CONFERENCE | 0- 1       | 0- 2        | 1- 4          |      |      |       |           |
| 1- 1              | 0- 0     | 0- 0      | HOME           | 0- 0       | 0- 0        | 1- 1          |      |      |       |           |
| 0- 7              | 0- 0     | 0- 1      | AWAY           | 0- 1       | 0- 2        | 0- 3          |      |      |       |           |
| 0- 0              | 0- 0     | 0- 0      | NEUTRAL        | 0- 0       | 0- 0        | 0- 0          |      |      |       |           |
| 0- 0              | 0- 0     | 0- 0      | CONFERENCE     | 0- 0       | 0- 0        | 0- 0          |      |      |       |           |
| 0- 0              | 0- 0     | 0- 0      | HOME           | 0- 0       | 0- 0        | 0- 0          |      |      |       |           |
| 0- 0              | 0- 0     | 0- 0      | AWAY           | 0- 0       | 0- 0        | 0- 0          |      |      |       |           |
| 0- 0              | 0- 0     | 0- 0      | NEUTRAL        | 0- 0       | 0- 0        | 0- 0          |      |      |       |           |

| RPI S                     | Opponent    | Score | RPI S | Opponent        | Score  | RPI S | Opponent | Score  | RPI S | Opponent        | Score | Team's RPI: 307 |
|---------------------------|-------------|-------|-------|-----------------|--------|-------|----------|--------|-------|-----------------|-------|-----------------|
|                           |             |       | 32 A  | Baylor          | 38 109 | 79 A  | Colorado | 54 112 | 109 A | Ole Miss        | 31 81 |                 |
|                           |             |       |       |                 |        |       |          |        | 126 A | Colorado St.    | 31 77 |                 |
|                           |             |       |       |                 |        |       |          |        | 162 A | Houston         | 80 83 |                 |
|                           |             |       |       |                 |        |       |          |        | 176 A | Louisiana       | 77 86 |                 |
|                           |             |       |       |                 |        |       |          |        | 220 H | Grambling       | 71 87 |                 |
|                           |             |       |       |                 |        |       |          |        | 316 H | Bethune-Cookman | 75 63 |                 |
|                           |             |       |       |                 |        |       |          |        | 330 A | Jackson St.     | 66 83 |                 |
| LAST 12 Division I GAMES: |             |       |       |                 |        |       |          |        |       |                 |       |                 |
| 220 H                     | Grambling   | 71 87 | 126 A | Colorado St.    | 31 77  |       |          |        |       |                 |       |                 |
| 176 A                     | Louisiana   | 77 86 | 79 A  | Colorado        | 54 112 |       |          |        |       |                 |       |                 |
| 330 A                     | Jackson St. | 66 83 | 316 H | Bethune-Cookman | 75 63  |       |          |        |       |                 |       |                 |
|                           |             |       | 32 A  | Baylor          | 38 109 |       |          |        |       |                 |       |                 |
|                           |             |       | 162 A | Houston         | 80 83  |       |          |        |       |                 |       |                 |
|                           |             |       | 109 A | Ole Miss        | 31 81  |       |          |        |       |                 |       |                 |

Non-Div I Games: Mobile 67 52

Southeastern La.

|                   |          |           |                |            |             |               |      |      |       |           |
|-------------------|----------|-----------|----------------|------------|-------------|---------------|------|------|-------|-----------|
| Average RPI Win:  | 179      | WON-LOST  | WINNING        | LAST 10    | STRENGTH OF | OPP. STRENGTH | TEAM | ADJ. | CONF. | ADJ CONF. |
| Average RPI Loss: | 31       | RECORD    | PCT. RANK      | GAMES      | SCHEDULE    | OF SCHEDULE   | RPI  | RPI  | RPI   | RPI       |
| DIV. I ONLY       | 9- 2     | 37        | 8- 2           | 251        | 4           | 77            | 77   | 2    | 2     |           |
| DIV. I NON-CONF.  | 9- 2     | 37        | 9- 2           | 253        | 4           | 78            | 78   | 2    | 2     |           |
| TOTALS            | RPI 1-25 | RPI 26-50 | W-L RECORDS    | RPI 51-100 | RPI 101-150 | RPI 150+      |      |      |       |           |
| 9- 2              | 0- 1     | 1- 0      | OVERALL        | 1- 1       | 1- 0        | 6- 0          |      |      |       |           |
| 4- 1              | 0- 1     | 0- 0      | HOME           | 1- 0       | 1- 0        | 2- 0          |      |      |       |           |
| 3- 1              | 0- 0     | 1- 0      | AWAY           | 0- 1       | 0- 0        | 2- 0          |      |      |       |           |
| 2- 0              | 0- 0     | 0- 0      | NEUTRAL        | 0- 0       | 0- 0        | 2- 0          |      |      |       |           |
| 9- 2              | 0- 1     | 1- 0      | NON-CONFERENCE | 1- 1       | 1- 0        | 6- 0          |      |      |       |           |
| 4- 1              | 0- 1     | 0- 0      | HOME           | 1- 0       | 1- 0        | 2- 0          |      |      |       |           |
| 3- 1              | 0- 0     | 1- 0      | AWAY           | 0- 1       | 0- 0        | 2- 0          |      |      |       |           |
| 2- 0              | 0- 0     | 0- 0      | NEUTRAL        | 0- 0       | 0- 0        | 2- 0          |      |      |       |           |
| 0- 0              | 0- 0     | 0- 0      | CONFERENCE     | 0- 0       | 0- 0        | 0- 0          |      |      |       |           |
| 0- 0              | 0- 0     | 0- 0      | HOME           | 0- 0       | 0- 0        | 0- 0          |      |      |       |           |
| 0- 0              | 0- 0     | 0- 0      | AWAY           | 0- 0       | 0- 0        | 0- 0          |      |      |       |           |
| 0- 0              | 0- 0     | 0- 0      | NEUTRAL        | 0- 0       | 0- 0        | 0- 0          |      |      |       |           |

| RPI 1-25                  |   |                 |        | RPI 26-50 |   |              |       | RPI 51-100 |   |                |       | Team's RPI: 77 | RPI 101+ |   |                |        |
|---------------------------|---|-----------------|--------|-----------|---|--------------|-------|------------|---|----------------|-------|----------------|----------|---|----------------|--------|
| RPI                       | S | Opponent        | Score  | RPI       | S | Opponent     | Score | RPI        | S | Opponent       | Score |                | RPI      | S | Opponent       | Score  |
| 5                         | H | Mississippi St. | 72 76  | 43        | A | Texas A&M    | 66 62 | 57         | A | UNLV           | 66 77 |                | 101      | H | UC Riverside   | 67 49  |
|                           |   |                 |        |           |   |              |       | 89         | H | Long Beach St. | 82 74 |                | 159      | N | Missouri St.   | 89 67  |
|                           |   |                 |        |           |   |              |       |            |   |                |       |                | 186      | N | Portland       | 67 54  |
|                           |   |                 |        |           |   |              |       |            |   |                |       |                | 220      | H | Grambling      | 75 64  |
|                           |   |                 |        |           |   |              |       |            |   |                |       |                | 249      | H | Hawaii         | 76 44  |
|                           |   |                 |        |           |   |              |       |            |   |                |       |                | 256      | A | Sacramento St. | 111 95 |
|                           |   |                 |        |           |   |              |       |            |   |                |       |                | 310      | A | UC Irvine      | 83 45  |
| LAST 12 Division I GAMES: |   |                 |        |           |   |              |       |            |   |                |       |                |          |   |                |        |
| 310                       | A | UC Irvine       | 83 45  | 186       | N | Portland     | 67 54 |            |   |                |       |                |          |   |                |        |
| 5                         | H | Mississippi St. | 72 76  | 159       | N | Missouri St. | 89 67 |            |   |                |       |                |          |   |                |        |
| 220                       | H | Grambling       | 75 64  | 57        | A | UNLV         | 66 77 |            |   |                |       |                |          |   |                |        |
| 256                       | A | Sacramento St.  | 111 95 | 101       | H | UC Riverside | 67 49 |            |   |                |       |                |          |   |                |        |
| 43                        | A | Texas A&M       | 66 62  | 249       | H | Hawaii       | 76 44 |            |   |                |       |                |          |   |                |        |
| 89                        | H | Long Beach St.  | 82 74  |           |   |              |       |            |   |                |       |                |          |   |                |        |

Non-Div I Games:

Southern California

|                   |          |           |                |            |             |               |      |      |       |           |
|-------------------|----------|-----------|----------------|------------|-------------|---------------|------|------|-------|-----------|
| Average RPI Win:  | 243      | WON-LOST  | WINNING        | LAST 10    | STRENGTH OF | OPP. STRENGTH | TEAM | ADJ. | CONF. | ADJ CONF. |
| Average RPI Loss: | 126      | RECORD    | PCT. RANK      | GAMES      | SCHEDULE    | OF SCHEDULE   | RPI  | RPI  | RPI   | RPI       |
| DIV. I ONLY       | 5- 5     | 160       | 5- 4           | 168        | 219         | 153           | 153  | 13   | 13    |           |
| DIV. I NON-CONF.  | 5- 5     | 161       | 5- 5           | 168        | 218         | 154           | 154  | 13   | 13    |           |
| TOTALS            | RPI 1-25 | RPI 26-50 | W-L RECORDS    | RPI 51-100 | RPI 101-150 | RPI 150+      |      |      |       |           |
| 5- 5              | 0- 1     | 0- 1      | OVERALL        | 0- 0       | 1- 1        | 4- 2          |      |      |       |           |
| 3- 1              | 0- 0     | 0- 0      | HOME           | 0- 0       | 0- 1        | 3- 0          |      |      |       |           |
| 2- 3              | 0- 1     | 0- 0      | AWAY           | 0- 0       | 1- 0        | 1- 2          |      |      |       |           |
| 0- 1              | 0- 0     | 0- 1      | NEUTRAL        | 0- 0       | 0- 0        | 0- 0          |      |      |       |           |
| 5- 5              | 0- 1     | 0- 1      | NON-CONFERENCE | 0- 0       | 1- 1        | 4- 2          |      |      |       |           |
| 3- 1              | 0- 0     | 0- 0      | HOME           | 0- 0       | 0- 1        | 3- 0          |      |      |       |           |
| 2- 3              | 0- 1     | 0- 0      | AWAY           | 0- 0       | 1- 0        | 1- 2          |      |      |       |           |
| 0- 1              | 0- 0     | 0- 1      | NEUTRAL        | 0- 0       | 0- 0        | 0- 0          |      |      |       |           |
| 0- 0              | 0- 0     | 0- 0      | CONFERENCE     | 0- 0       | 0- 0        | 0- 0          |      |      |       |           |
| 0- 0              | 0- 0     | 0- 0      | HOME           | 0- 0       | 0- 0        | 0- 0          |      |      |       |           |
| 0- 0              | 0- 0     | 0- 0      | AWAY           | 0- 0       | 0- 0        | 0- 0          |      |      |       |           |
| 0- 0              | 0- 0     | 0- 0      | NEUTRAL        | 0- 0       | 0- 0        | 0- 0          |      |      |       |           |

| RPI 1-25                  |   |                   |       | RPI 26-50 |   |              |       | RPI 51-100 |   |          |       | RPI 101+ Team's RPI: 153 |   |                   |       |
|---------------------------|---|-------------------|-------|-----------|---|--------------|-------|------------|---|----------|-------|--------------------------|---|-------------------|-------|
| RPI                       | S | Opponent          | Score | RPI       | S | Opponent     | Score | RPI        | S | Opponent | Score | RPI                      | S | Opponent          | Score |
| 21                        | A | Oklahoma          | 48 80 | 47        | N | South Dakota | 57 68 |            |   |          |       | 140                      | H | UAB               | 49 64 |
|                           |   |                   |       |           |   |              |       |            |   |          |       | 146                      | A | Purdue            | 64 61 |
|                           |   |                   |       |           |   |              |       |            |   |          |       | 209                      | A | SIUE              | 59 60 |
|                           |   |                   |       |           |   |              |       |            |   |          |       | 215                      | A | UT Martin         | 68 76 |
|                           |   |                   |       |           |   |              |       |            |   |          |       | 219                      | H | Memphis           | 69 61 |
|                           |   |                   |       |           |   |              |       |            |   |          |       | 282                      | H | Southeast Mo. St. | 77 70 |
|                           |   |                   |       |           |   |              |       |            |   |          |       | 283                      | H | Murray St.        | 70 63 |
|                           |   |                   |       |           |   |              |       |            |   |          |       | 284                      | A | UMKC              | 77 69 |
| LAST 12 Division I GAMES: |   |                   |       |           |   |              |       |            |   |          |       |                          |   |                   |       |
| 284                       | A | UMKC              | 77 69 | 47        | N | South Dakota | 57 68 |            |   |          |       |                          |   |                   |       |
| 219                       | H | Memphis           | 69 61 | 146       | A | Purdue       | 64 61 |            |   |          |       |                          |   |                   |       |
| 282                       | H | Southeast Mo. St. | 77 70 | 283       | H | Murray St.   | 70 63 |            |   |          |       |                          |   |                   |       |
| 140                       | H | UAB               | 49 64 | 21        | A | Oklahoma     | 48 80 |            |   |          |       |                          |   |                   |       |
| 215                       | A | UT Martin         | 68 76 |           |   |              |       |            |   |          |       |                          |   |                   |       |
| 209                       | A | SIUE              | 59 60 |           |   |              |       |            |   |          |       |                          |   |                   |       |

Non-Div I Games: Brescia 104 35

Southern Ill.

|                   |          |           |                |            |             |               |      |      |       |           |
|-------------------|----------|-----------|----------------|------------|-------------|---------------|------|------|-------|-----------|
| Average RPI Win:  | 199      | WON-LOST  | WINNING        | LAST 10    | STRENGTH OF | OPP. STRENGTH | TEAM | ADJ. | CONF. | ADJ CONF. |
| Average RPI Loss: | 88       | RECORD    | PCT. RANK      | GAMES      | SCHEDULE    | OF SCHEDULE   | RPI  | RPI  | RPI   | RPI       |
| DIV. I ONLY       | 7- 4     | 113       | 6- 4           | 225        | 37          | 139           | 139  | 16   | 16    |           |
| DIV. I NON-CONF.  | 7- 4     | 113       | 7- 4           | 226        | 37          | 140           | 140  | 16   | 16    |           |
| TOTALS            | RPI 1-25 | RPI 26-50 | W-L RECORDS    | RPI 51-100 | RPI 101-150 | RPI 150+      |      |      |       |           |
| 7- 4              | 0- 2     | 0- 0      | OVERALL        | 0- 1       | 1- 0        | 6- 1          |      |      |       |           |
| 5- 1              | 0- 1     | 0- 0      | HOME           | 0- 0       | 0- 0        | 5- 0          |      |      |       |           |
| 1- 1              | 0- 0     | 0- 0      | AWAY           | 0- 0       | 0- 0        | 1- 0          |      |      |       |           |
| 1- 2              | 0- 1     | 0- 0      | NEUTRAL        | 0- 0       | 1- 0        | 0- 1          |      |      |       |           |
| 7- 4              | 0- 2     | 0- 0      | NON-CONFERENCE | 0- 1       | 1- 0        | 6- 1          |      |      |       |           |
| 5- 1              | 0- 1     | 0- 0      | HOME           | 0- 0       | 0- 0        | 5- 0          |      |      |       |           |
| 1- 1              | 0- 0     | 0- 0      | AWAY           | 0- 1       | 0- 0        | 1- 0          |      |      |       |           |
| 1- 2              | 0- 1     | 0- 0      | NEUTRAL        | 0- 0       | 1- 0        | 0- 1          |      |      |       |           |
| 0- 0              | 0- 0     | 0- 0      | CONFERENCE     | 0- 0       | 0- 0        | 0- 0          |      |      |       |           |
| 0- 0              | 0- 0     | 0- 0      | HOME           | 0- 0       | 0- 0        | 0- 0          |      |      |       |           |
| 0- 0              | 0- 0     | 0- 0      | AWAY           | 0- 0       | 0- 0        | 0- 0          |      |      |       |           |
| 0- 0              | 0- 0     | 0- 0      | NEUTRAL        | 0- 0       | 0- 0        | 0- 0          |      |      |       |           |

| RPI 1-25                  |   |                  |       | RPI 26-50 |   |              |       | RPI 51-100 |   |          |       | RPI 101+ Team's RPI: 139 |   |                  |       |
|---------------------------|---|------------------|-------|-----------|---|--------------|-------|------------|---|----------|-------|--------------------------|---|------------------|-------|
| RPI                       | S | Opponent         | Score | RPI       | S | Opponent     | Score | RPI        | S | Opponent | Score | RPI                      | S | Opponent         | Score |
| 5                         | H | Mississippi St.  | 50 72 |           |   |              |       | 53         | A | Tulane   | 67 86 | 117                      | N | Xavier           | 73 59 |
| 23                        | N | California       | 51 71 |           |   |              |       |            |   |          |       | 158                      | H | New Orleans      | 78 53 |
|                           |   |                  |       |           |   |              |       |            |   |          |       | 176                      | H | Louisiana        | 71 49 |
|                           |   |                  |       |           |   |              |       |            |   |          |       | 183                      | A | South Ala.       | 57 48 |
|                           |   |                  |       |           |   |              |       |            |   |          |       | 200                      | H | Mississippi Val. | 83 55 |
|                           |   |                  |       |           |   |              |       |            |   |          |       | 265                      | H | Alabama St.      | 70 43 |
|                           |   |                  |       |           |   |              |       |            |   |          |       | 272                      | N | Northern Ky.     | 53 58 |
|                           |   |                  |       |           |   |              |       |            |   |          |       | 295                      | H | Alcorn           | 99 56 |
| LAST 12 Division I GAMES: |   |                  |       |           |   |              |       |            |   |          |       |                          |   |                  |       |
| 5                         | H | Mississippi St.  | 50 72 | 272       | N | Northern Ky. | 53 58 |            |   |          |       |                          |   |                  |       |
| 183                       | A | South Ala.       | 57 48 | 117       | N | Xavier       | 73 59 |            |   |          |       |                          |   |                  |       |
| 200                       | H | Mississippi Val. | 83 55 | 23        | N | California   | 51 71 |            |   |          |       |                          |   |                  |       |
| 176                       | H | Louisiana        | 71 49 | 265       | H | Alabama St.  | 70 43 |            |   |          |       |                          |   |                  |       |
| 295                       | H | Alcorn           | 99 56 | 158       | H | New Orleans  | 78 53 |            |   |          |       |                          |   |                  |       |
| 53                        | A | Tulane           | 67 86 |           |   |              |       |            |   |          |       |                          |   |                  |       |

Non-Div I Games: William Carey 92 39

Southern Miss.

■ Loss, 
 ■ Non-Conf, 
 ■ S Site, 
 ■ H Home 
 ■ A Away 
 N Neutral

|                   |          |           |                |            |             |               |      |      |       |           |
|-------------------|----------|-----------|----------------|------------|-------------|---------------|------|------|-------|-----------|
| Average RPI Win:  | 316      | WON-LOST  | WINNING        | LAST 10    | STRENGTH OF | OPP. STRENGTH | TEAM | ADJ. | CONF. | ADJ CONF. |
| Average RPI Loss: | 83       | RECORD    | PCT. RANK      | GAMES      | SCHEDULE    | OF SCHEDULE   | RPI  | RPI  | RPI   | RPI       |
| DIV. I ONLY       | 1- 6     | 310       | 1- 6           | 46         | 80          | 212           | 212  | 29   | 29    |           |
| DIV. I NON-CONF.  | 1- 6     | 307       | 1- 6           | 46         | 81          | 213           | 213  | 29   | 29    |           |
| TOTALS            | RPI 1-25 | RPI 26-50 | W-L RECORDS    | RPI 51-100 | RPI 101-150 | RPI 150+      |      |      |       |           |
| 1- 6              | 0- 0     | 0- 3      | OVERALL        | 0- 1       | 0- 1        | 1- 1          |      |      |       |           |
| 1- 0              | 0- 0     | 0- 0      | HOME           | 0- 0       | 0- 0        | 1- 0          |      |      |       |           |
| 0- 5              | 0- 0     | 0- 0      | AWAY           | 0- 0       | 0- 0        | 0- 0          |      |      |       |           |
| 0- 1              | 0- 0     | 0- 1      | NEUTRAL        | 0- 0       | 0- 0        | 0- 0          |      |      |       |           |
| 1- 6              | 0- 0     | 0- 3      | NON-CONFERENCE | 0- 1       | 0- 1        | 1- 1          |      |      |       |           |
| 1- 0              | 0- 0     | 0- 0      | HOME           | 0- 0       | 0- 0        | 1- 0          |      |      |       |           |
| 0- 5              | 0- 0     | 0- 2      | AWAY           | 0- 1       | 0- 1        | 0- 1          |      |      |       |           |
| 0- 1              | 0- 0     | 0- 1      | NEUTRAL        | 0- 0       | 0- 0        | 0- 0          |      |      |       |           |
| 0- 0              | 0- 0     | 0- 0      | CONFERENCE     | 0- 0       | 0- 0        | 0- 0          |      |      |       |           |
| 0- 0              | 0- 0     | 0- 0      | HOME           | 0- 0       | 0- 0        | 0- 0          |      |      |       |           |
| 0- 0              | 0- 0     | 0- 0      | AWAY           | 0- 0       | 0- 0        | 0- 0          |      |      |       |           |
| 0- 0              | 0- 0     | 0- 0      | NEUTRAL        | 0- 0       | 0- 0        | 0- 0          |      |      |       |           |

| RPI 1-25                  |   |          |       | RPI 26-50 |   |                 |       | RPI 51-100 |   |               |        | RPI 101+ Team's RPI: 212 |   |                 |        |
|---------------------------|---|----------|-------|-----------|---|-----------------|-------|------------|---|---------------|--------|--------------------------|---|-----------------|--------|
| RPI                       | S | Opponent | Score | RPI       | S | Opponent        | Score | RPI        | S | Opponent      | Score  | RPI                      | S | Opponent        | Score  |
|                           |   |          |       | 30        | A | UCLA            | 47 95 | 96         | A | East Carolina | 55 62  | 114                      | A | Ohio St.        | 73 108 |
|                           |   |          |       | 31        | A | Michigan St.    | 55 70 |            |   |               |        | 183                      | A | South Ala.      | 48 55  |
|                           |   |          |       | 43        | N | Texas A&M       | 58 81 |            |   |               |        | 316                      | H | Bethune-Cookman | 61 59  |
| LAST 12 Division I GAMES: |   |          |       |           |   |                 |       |            |   |               |        |                          |   |                 |        |
|                           |   |          |       | 316       | H | Bethune-Cookman | 61 59 | 96         | A | East Carolina | 55 62  |                          |   |                 |        |
|                           |   |          |       | 30        | A | UCLA            | 47 95 | 43         | N | Texas A&M     | 58 81  |                          |   |                 |        |
|                           |   |          |       | 31        | A | Michigan St.    | 55 70 | 183        | A | South Ala.    | 48 55  |                          |   |                 |        |
|                           |   |          |       |           |   |                 |       | 114        | A | Ohio St.      | 73 108 |                          |   |                 |        |

Non-Div I Games: Spring Hill 68 53

Southern U.



## Southern Utah

Through Games Of Dec. 23, 2016

|                   |          |           |                |            |             |               |      |      |       |           |
|-------------------|----------|-----------|----------------|------------|-------------|---------------|------|------|-------|-----------|
| Average RPI Win:  | 231      | WON-LOST  | WINNING        | LAST 10    | STRENGTH OF | OPP. STRENGTH | TEAM | ADJ. | CONF. | ADJ CONF. |
| Average RPI Loss: | 122      | RECORD    | PCT. RANK      | GAMES      | SCHEDULE    | OF SCHEDULE   | RPI  | RPI  | RPI   | RPI       |
| DIV. I ONLY       | 4- 6     | 207       | 4- 6           | 78         | 200         | 133           | 133  | 17   | 17    |           |
| DIV. I NON-CONF.  | 4- 6     | 208       | 4- 6           | 80         | 200         | 134           | 134  | 18   | 18    |           |
| TOTALS            | RPI 1-25 | RPI 26-50 | W-L RECORDS    | RPI 51-100 | RPI 101-150 | RPI 150+      |      |      |       |           |
| 4- 6              | 0- 2     | 0- 0      | OVERALL        | 0- 0       | 1- 3        | 3- 1          |      |      |       |           |
| 0- 3              | 0- 0     | 0- 0      | HOME           | 0- 0       | 0- 2        | 0- 1          |      |      |       |           |
| 4- 3              | 0- 2     | 0- 0      | AWAY           | 0- 0       | 1- 1        | 3- 0          |      |      |       |           |
| 0- 0              | 0- 0     | 0- 0      | NEUTRAL        | 0- 0       | 0- 0        | 0- 0          |      |      |       |           |
| 4- 6              | 0- 2     | 0- 0      | NON-CONFERENCE | 0- 0       | 1- 3        | 3- 1          |      |      |       |           |
| 0- 3              | 0- 0     | 0- 0      | HOME           | 0- 0       | 0- 2        | 0- 1          |      |      |       |           |
| 4- 3              | 0- 2     | 0- 0      | AWAY           | 0- 0       | 1- 1        | 3- 0          |      |      |       |           |
| 0- 0              | 0- 0     | 0- 0      | NEUTRAL        | 0- 0       | 0- 0        | 0- 0          |      |      |       |           |
| 0- 0              | 0- 0     | 0- 0      | CONFERENCE     | 0- 0       | 0- 0        | 0- 0          |      |      |       |           |
| 0- 0              | 0- 0     | 0- 0      | HOME           | 0- 0       | 0- 0        | 0- 0          |      |      |       |           |
| 0- 0              | 0- 0     | 0- 0      | AWAY           | 0- 0       | 0- 0        | 0- 0          |      |      |       |           |
| 0- 0              | 0- 0     | 0- 0      | NEUTRAL        | 0- 0       | 0- 0        | 0- 0          |      |      |       |           |

| RPI 1-25                  |   |                 |       | RPI 26-50 |   |            |       | RPI 51-100 |   |             |       | RPI 101+ Team's RPI: 133 |   |                 |       |
|---------------------------|---|-----------------|-------|-----------|---|------------|-------|------------|---|-------------|-------|--------------------------|---|-----------------|-------|
| RPI                       | S | Opponent        | Score | RPI       | S | Opponent   | Score | RPI        | S | Opponent    | Score | RPI                      | S | Opponent        | Score |
| 7                         | A | Oregon St.      | 38 77 |           |   |            |       |            |   |             |       | 120                      | A | Wyoming         | 48 68 |
| 14                        | A | Utah            | 43 69 |           |   |            |       |            |   |             |       | 122                      | H | Arizona         | 65 77 |
|                           |   |                 |       |           |   |            |       |            |   |             |       | 128                      | A | CSUN            | 77 71 |
|                           |   |                 |       |           |   |            |       |            |   |             |       | 142                      | H | Grand Canyon    | 73 76 |
|                           |   |                 |       |           |   |            |       |            |   |             |       | 201                      | A | Utah St.        | 70 54 |
|                           |   |                 |       |           |   |            |       |            |   |             |       | 286                      | A | CSU Bakersfield | 65 59 |
|                           |   |                 |       |           |   |            |       |            |   |             |       | 310                      | A | UC Irvine       | 70 58 |
|                           |   |                 |       |           |   |            |       |            |   |             |       | 327                      | H | Utah Valley     | 64 70 |
| LAST 12 Division I GAMES: |   |                 |       |           |   |            |       |            |   |             |       |                          |   |                 |       |
| 128                       | A | CSUN            | 77 71 | 7         | A | Oregon St. | 38 77 | 327        | H | Utah Valley | 64 70 | 120                      | A | Wyoming         | 48 68 |
| 310                       | A | UC Irvine       | 70 58 |           |   |            |       | 14         | A | Utah        | 43 69 | 122                      | H | Arizona         | 65 77 |
| 142                       | H | Grand Canyon    | 73 76 |           |   |            |       | 201        | A | Utah St.    | 70 54 |                          |   |                 |       |
| 286                       | A | CSU Bakersfield | 65 59 |           |   |            |       |            |   |             |       |                          |   |                 |       |

Non-Div I Games: Antelope Valley 89 76

Southern Utah

■ Loss, 
 ■ Non-Conf, 
 ■ S Site, 
 ■ Home 
 ■ A Away 
 N Neutral

|                   |          |           |                |            |             |               |      |      |       |           |
|-------------------|----------|-----------|----------------|------------|-------------|---------------|------|------|-------|-----------|
| Average RPI Win:  | 205      | WON-LOST  | WINNING        | LAST 10    | STRENGTH OF | OPP. STRENGTH | TEAM | ADJ. | CONF. | ADJ CONF. |
| Average RPI Loss: | 133      | RECORD    | PCT. RANK      | GAMES      | SCHEDULE    | OF SCHEDULE   | RPI  | RPI  | RPI   | RPI       |
| DIV. I ONLY       | 5- 7     | 203       | 4- 6           | 158        | 167         | 194           | 194  | 11   | 11    |           |
| DIV. I NON-CONF.  | 5- 7     | 204       | 5- 7           | 158        | 168         | 195           | 195  | 11   | 11    |           |
| TOTALS            | RPI 1-25 | RPI 26-50 | W-L RECORDS    | RPI 51-100 | RPI 101-150 | RPI 150+      |      |      |       |           |
| 5- 7              | 0- 1     | 0- 0      | OVERALL        | 0- 2       | 2- 2        | 3- 2          |      |      |       |           |
| 3- 2              | 0- 0     | 0- 0      | HOME           | 0- 1       | 1- 0        | 2- 1          |      |      |       |           |
| 0- 5              | 0- 1     | 0- 0      | AWAY           | 0- 1       | 0- 2        | 0- 1          |      |      |       |           |
| 2- 0              | 0- 0     | 0- 0      | NEUTRAL        | 0- 0       | 1- 0        | 1- 0          |      |      |       |           |
| 5- 7              | 0- 1     | 0- 0      | NON-CONFERENCE | 0- 2       | 2- 2        | 3- 2          |      |      |       |           |
| 3- 2              | 0- 0     | 0- 0      | HOME           | 0- 1       | 1- 0        | 2- 1          |      |      |       |           |
| 0- 5              | 0- 1     | 0- 0      | AWAY           | 0- 1       | 0- 2        | 0- 1          |      |      |       |           |
| 2- 0              | 0- 0     | 0- 0      | NEUTRAL        | 0- 0       | 1- 0        | 1- 0          |      |      |       |           |
| 0- 0              | 0- 0     | 0- 0      | CONFERENCE     | 0- 0       | 0- 0        | 0- 0          |      |      |       |           |
| 0- 0              | 0- 0     | 0- 0      | HOME           | 0- 0       | 0- 0        | 0- 0          |      |      |       |           |
| 0- 0              | 0- 0     | 0- 0      | AWAY           | 0- 0       | 0- 0        | 0- 0          |      |      |       |           |
| 0- 0              | 0- 0     | 0- 0      | NEUTRAL        | 0- 0       | 0- 0        | 0- 0          |      |      |       |           |

| RPI 1-25                  |   |               |       | RPI 26-50 |   |             |       | RPI 51-100 |   |          |       | RPI 101+ Team's RPI: 194 |   |               |       |
|---------------------------|---|---------------|-------|-----------|---|-------------|-------|------------|---|----------|-------|--------------------------|---|---------------|-------|
| RPI                       | S | Opponent      | Score | RPI       | S | Opponent    | Score | RPI        | S | Opponent | Score | RPI                      | S | Opponent      | Score |
| 16                        | A | Buffalo       | 47 68 |           |   |             |       | 64         | H | Bucknell | 35 57 | 107                      | A | Toledo        | 50 74 |
|                           |   |               |       |           |   |             |       | 84         | A | Niagara  | 43 65 | 111                      | N | Rider         | 60 47 |
|                           |   |               |       |           |   |             |       |            |   |          |       | 143                      | A | Delaware      | 40 43 |
|                           |   |               |       |           |   |             |       |            |   |          |       | 147                      | H | Albany (NY)   | 67 59 |
|                           |   |               |       |           |   |             |       |            |   |          |       | 237                      | H | Colgate       | 70 57 |
|                           |   |               |       |           |   |             |       |            |   |          |       | 241                      | H | Stony Brook   | 51 37 |
|                           |   |               |       |           |   |             |       |            |   |          |       | 257                      | A | Eastern Mich. | 56 75 |
|                           |   |               |       |           |   |             |       |            |   |          |       | 263                      | H | Canisius      | 57 74 |
|                           |   |               |       |           |   |             |       |            |   |          |       | 289                      | N | Austin Peay   | 58 57 |
| LAST 12 Division I GAMES: |   |               |       |           |   |             |       |            |   |          |       |                          |   |               |       |
| 16                        | A | Buffalo       | 47 68 | 241       | H | Stony Brook | 51 37 |            |   |          |       |                          |   |               |       |
| 147                       | H | Albany (NY)   | 67 59 | 111       | N | Rider       | 60 47 |            |   |          |       |                          |   |               |       |
| 107                       | A | Toledo        | 50 74 | 289       | N | Austin Peay | 58 57 |            |   |          |       |                          |   |               |       |
| 257                       | A | Eastern Mich. | 56 75 | 143       | A | Delaware    | 40 43 |            |   |          |       |                          |   |               |       |
| 64                        | H | Bucknell      | 35 57 | 263       | H | Canisius    | 57 74 |            |   |          |       |                          |   |               |       |
| 84                        | A | Niagara       | 43 65 | 237       | H | Colgate     | 70 57 |            |   |          |       |                          |   |               |       |

Non-Div I Games:

St. Bonaventure

|                   |          |           |                |            |             |               |      |      |       |           |
|-------------------|----------|-----------|----------------|------------|-------------|---------------|------|------|-------|-----------|
| Average RPI Win:  | 238      | WON-LOST  | WINNING        | LAST 10    | STRENGTH OF | OPP. STRENGTH | TEAM | ADJ. | CONF. | ADJ CONF. |
| Average RPI Loss: | 165      | RECORD    | PCT. RANK      | GAMES      | SCHEDULE    | OF SCHEDULE   | RPI  | RPI  | RPI   | RPI       |
| DIV. I ONLY       | 2- 9     | 293       | 0- 1           | 189        | 273         | 308           | 308  | 32   | 32    |           |
| DIV. I NON-CONF.  | 2- 9     | 292       | 0- 1           | 189        | 272         | 308           | 308  | 32   | 32    |           |
| TOTALS            | RPI 1-25 | RPI 26-50 | W-L RECORDS    | RPI 51-100 | RPI 101-150 | RPI 150+      |      |      |       |           |
| 2- 9              | 0- 0     | 0- 0      | OVERALL        | 0- 1       | 0- 3        | 2- 5          |      |      |       |           |
| 2- 2              | 0- 0     | 0- 0      | HOME           | 0- 0       | 0- 0        | 2- 2          |      |      |       |           |
| 0- 6              | 0- 0     | 0- 0      | AWAY           | 0- 1       | 0- 3        | 0- 2          |      |      |       |           |
| 0- 1              | 0- 0     | 0- 0      | NEUTRAL        | 0- 0       | 0- 0        | 0- 1          |      |      |       |           |
| 2- 9              | 0- 0     | 0- 0      | NON-CONFERENCE | 0- 1       | 0- 3        | 2- 5          |      |      |       |           |
| 2- 2              | 0- 0     | 0- 0      | HOME           | 0- 0       | 0- 0        | 2- 2          |      |      |       |           |
| 0- 6              | 0- 0     | 0- 0      | AWAY           | 0- 1       | 0- 3        | 0- 2          |      |      |       |           |
| 0- 1              | 0- 0     | 0- 0      | NEUTRAL        | 0- 0       | 0- 0        | 0- 1          |      |      |       |           |
| 0- 0              | 0- 0     | 0- 0      | CONFERENCE     | 0- 0       | 0- 0        | 0- 0          |      |      |       |           |
| 0- 0              | 0- 0     | 0- 0      | HOME           | 0- 0       | 0- 0        | 0- 0          |      |      |       |           |
| 0- 0              | 0- 0     | 0- 0      | AWAY           | 0- 0       | 0- 0        | 0- 0          |      |      |       |           |
| 0- 0              | 0- 0     | 0- 0      | NEUTRAL        | 0- 0       | 0- 0        | 0- 0          |      |      |       |           |

| RPI 1-25                  |   |          | RPI 26-50             |     |       | RPI 51-100    |       |                       | RPI 101+ |          |       | Team's RPI: 308 |
|---------------------------|---|----------|-----------------------|-----|-------|---------------|-------|-----------------------|----------|----------|-------|-----------------|
| RPI                       | S | Opponent | Score                 | RPI | S     | Opponent      | Score | RPI                   | S        | Opponent | Score |                 |
|                           |   |          |                       |     |       | 79 A Colorado | 54 81 | 111 A Rider           |          | 60 77    |       |                 |
|                           |   |          |                       |     |       |               |       | 123 A James Madison   |          | 57 83    |       |                 |
|                           |   |          |                       |     |       |               |       | 138 A Army West Point |          | 46 69    |       |                 |
|                           |   |          |                       |     |       |               |       | 163 N Boston College  |          | 58 73    |       |                 |
|                           |   |          |                       |     |       |               |       | 171 H Manhattan       |          | 52 55    |       |                 |
|                           |   |          |                       |     |       |               |       | 180 A Iona            |          | 46 62    |       |                 |
|                           |   |          |                       |     |       |               |       | 225 H Monmouth        |          | 87 78    |       |                 |
|                           |   |          |                       |     |       |               |       | 250 A Loyola Maryland |          | 60 69    |       |                 |
|                           |   |          |                       |     |       |               |       | 251 H Saint Peter's   |          | 58 52    |       |                 |
|                           |   |          |                       |     |       |               |       | 271 H Howard          |          | 63 78    |       |                 |
| LAST 12 Division I GAMES: |   |          |                       |     |       |               |       |                       |          |          |       |                 |
| 163 N Boston College      |   | 58 73    | 138 A Army West Point |     | 46 69 |               |       |                       |          |          |       |                 |
| 111 A Rider               |   | 60 77    | 271 H Howard          |     | 63 78 |               |       |                       |          |          |       |                 |
| 180 A Iona                |   | 46 62    | 79 A Colorado         |     | 54 81 |               |       |                       |          |          |       |                 |
| 251 H Saint Peter's       |   | 58 52    | 250 A Loyola Maryland |     | 60 69 |               |       |                       |          |          |       |                 |
| 171 H Manhattan           |   | 52 55    | 225 H Monmouth        |     | 87 78 |               |       |                       |          |          |       |                 |
|                           |   |          | 123 A James Madison   |     | 57 83 |               |       |                       |          |          |       |                 |

Non-Div I Games:

St. Francis Brooklyn

|                   |          |           |                |            |             |               |      |      |       |           |
|-------------------|----------|-----------|----------------|------------|-------------|---------------|------|------|-------|-----------|
| Average RPI Win:  | 176      | WON-LOST  | WINNING        | LAST 10    | STRENGTH OF | OPP. STRENGTH | TEAM | ADJ. | CONF. | ADJ CONF. |
| Average RPI Loss: | 37       | RECORD    | PCT. RANK      | GAMES      | SCHEDULE    | OF SCHEDULE   | RPI  | RPI  | RPI   | RPI       |
| DIV. I ONLY       | 8- 3     | 68        | 7- 3           | 69         | 121         | 75            | 75   | 6    | 6     |           |
| DIV. I NON-CONF.  | 8- 3     | 67        | 8- 3           | 71         | 122         | 76            | 76   | 6    | 6     |           |
| TOTALS            | RPI 1-25 | RPI 26-50 | W-L RECORDS    | RPI 51-100 | RPI 101-150 | RPI 150+      |      |      |       |           |
| 8- 3              | 0- 1     | 0- 1      | OVERALL        | 2- 1       | 3- 0        | 3- 0          |      |      |       |           |
| 5- 2              | 0- 1     | 0- 0      | HOME           | 0- 1       | 2- 0        | 3- 0          |      |      |       |           |
| 2- 0              | 0- 0     | 0- 0      | AWAY           | 1- 0       | 1- 0        | 0- 0          |      |      |       |           |
| 1- 1              | 0- 0     | 0- 1      | NEUTRAL        | 1- 0       | 0- 0        | 0- 0          |      |      |       |           |
| 8- 3              | 0- 1     | 0- 1      | NON-CONFERENCE | 2- 1       | 3- 0        | 3- 0          |      |      |       |           |
| 5- 2              | 0- 1     | 0- 0      | HOME           | 0- 1       | 2- 0        | 3- 0          |      |      |       |           |
| 2- 0              | 0- 0     | 0- 0      | AWAY           | 1- 0       | 1- 0        | 0- 0          |      |      |       |           |
| 1- 1              | 0- 0     | 0- 1      | NEUTRAL        | 1- 0       | 0- 0        | 0- 0          |      |      |       |           |
| 0- 0              | 0- 0     | 0- 0      | CONFERENCE     | 0- 0       | 0- 0        | 0- 0          |      |      |       |           |
| 0- 0              | 0- 0     | 0- 0      | HOME           | 0- 0       | 0- 0        | 0- 0          |      |      |       |           |
| 0- 0              | 0- 0     | 0- 0      | AWAY           | 0- 0       | 0- 0        | 0- 0          |      |      |       |           |
| 0- 0              | 0- 0     | 0- 0      | NEUTRAL        | 0- 0       | 0- 0        | 0- 0          |      |      |       |           |

| RPI 1-25                  |   |            |       | RPI 26-50 |   |               |       | RPI 51-100 |   |                |       | Team's RPI: 75 | RPI 101+ |   |                |       |
|---------------------------|---|------------|-------|-----------|---|---------------|-------|------------|---|----------------|-------|----------------|----------|---|----------------|-------|
| RPI                       | S | Opponent   | Score | RPI       | S | Opponent      | Score | RPI        | S | Opponent       | Score |                | RPI      | S | Opponent       | Score |
| 18                        | H | Miami (FL) | 50 62 | 29        | N | Arizona St.   | 41 54 | 65         | H | Duquesne       | 65 71 |                | 123      | H | James Madison  | 74 63 |
|                           |   |            |       |           |   |               |       | 85         | N | Virginia       | 66 55 |                | 135      | A | William & Mary | 73 57 |
|                           |   |            |       |           |   |               |       | 97         | A | Fordham        | 59 45 |                | 147      | H | Albany (NY)    | 54 36 |
|                           |   |            |       |           |   |               |       |            |   |                |       |                | 193      | H | Rutgers        | 65 39 |
|                           |   |            |       |           |   |               |       |            |   |                |       |                | 290      | H | Lafayette      | 64 46 |
|                           |   |            |       |           |   |               |       |            |   |                |       |                | 336      | H | Wagner         | 62 34 |
| LAST 12 Division I GAMES: |   |            |       |           |   |               |       |            |   |                |       |                |          |   |                |       |
|                           |   |            |       | 123       | H | James Madison | 74 63 | 29         | N | Arizona St.    | 41 54 |                |          |   |                |       |
|                           |   |            |       | 336       | H | Wagner        | 62 34 | 85         | N | Virginia       | 66 55 |                |          |   |                |       |
|                           |   |            |       | 97        | A | Fordham       | 59 45 | 18         | H | Miami (FL)     | 50 62 |                |          |   |                |       |
|                           |   |            |       | 193       | H | Rutgers       | 65 39 | 65         | H | Duquesne       | 65 71 |                |          |   |                |       |
|                           |   |            |       | 290       | H | Lafayette     | 64 46 | 135        | A | William & Mary | 73 57 |                |          |   |                |       |
|                           |   |            |       | 147       | H | Albany (NY)   | 54 36 |            |   |                |       |                |          |   |                |       |

Non-Div I Games:

St. John's (NY)

|                   |          |           |                |            |             |               |      |      |       |           |
|-------------------|----------|-----------|----------------|------------|-------------|---------------|------|------|-------|-----------|
| Average RPI Win:  | 207      | WON-LOST  | WINNING        | LAST 10    | STRENGTH OF | OPP. STRENGTH | TEAM | ADJ. | CONF. | ADJ CONF. |
| Average RPI Loss: | 59       | RECORD    | PCT. RANK      | GAMES      | SCHEDULE    | OF SCHEDULE   | RPI  | RPI  | RPI   | RPI       |
| DIV. I ONLY       | 5- 6     | 183       | 5- 5           | 42         | 108         | 108           | 108  | 10   | 10    |           |
| DIV. I NON-CONF.  | 5- 6     | 187       | 5- 6           | 42         | 110         | 107           | 107  | 10   | 10    |           |
| TOTALS            | RPI 1-25 | RPI 26-50 | W-L RECORDS    | RPI 51-100 | RPI 101-150 | RPI 150+      |      |      |       |           |
| 5- 6              | 0- 2     | 0- 1      | OVERALL        | 0- 2       | 1- 1        | 4- 0          |      |      |       |           |
| 1- 4              | 0- 2     | 0- 1      | HOME           | 0- 0       | 1- 1        | 0- 0          |      |      |       |           |
| 4- 2              | 0- 0     | 0- 0      | AWAY           | 0- 2       | 0- 0        | 4- 0          |      |      |       |           |
| 0- 0              | 0- 0     | 0- 0      | NEUTRAL        | 0- 0       | 0- 0        | 0- 0          |      |      |       |           |
| 5- 6              | 0- 2     | 0- 1      | NON-CONFERENCE | 0- 2       | 1- 1        | 4- 0          |      |      |       |           |
| 1- 4              | 0- 2     | 0- 1      | HOME           | 0- 0       | 1- 1        | 0- 0          |      |      |       |           |
| 4- 2              | 0- 0     | 0- 0      | AWAY           | 0- 2       | 0- 0        | 4- 0          |      |      |       |           |
| 0- 0              | 0- 0     | 0- 0      | NEUTRAL        | 0- 0       | 0- 0        | 0- 0          |      |      |       |           |
| 0- 0              | 0- 0     | 0- 0      | CONFERENCE     | 0- 0       | 0- 0        | 0- 0          |      |      |       |           |
| 0- 0              | 0- 0     | 0- 0      | HOME           | 0- 0       | 0- 0        | 0- 0          |      |      |       |           |
| 0- 0              | 0- 0     | 0- 0      | AWAY           | 0- 0       | 0- 0        | 0- 0          |      |      |       |           |
| 0- 0              | 0- 0     | 0- 0      | NEUTRAL        | 0- 0       | 0- 0        | 0- 0          |      |      |       |           |

| RPI 1-25                  |   |                |       | RPI 26-50 |   |                |       | RPI 51-100 |   |                |       | RPI 101+ Team's RPI: 108 |   |                |       |
|---------------------------|---|----------------|-------|-----------|---|----------------|-------|------------|---|----------------|-------|--------------------------|---|----------------|-------|
| RPI                       | S | Opponent       | Score | RPI       | S | Opponent       | Score | RPI        | S | Opponent       | Score | RPI                      | S | Opponent       | Score |
| 14                        | H | Utah           | 62 63 | 41        | H | Boise St.      | 78 83 | 71         | A | UC Davis       | 66 68 | 124                      | H | Northern Colo. | 75 65 |
| 23                        | H | California     | 67 74 |           |   |                |       | 76         | A | Washington St. | 69 85 | 128                      | H | CSUN           | 61 73 |
|                           |   |                |       |           |   |                |       |            |   |                |       | 163                      | A | Boston College | 62 54 |
|                           |   |                |       |           |   |                |       |            |   |                |       | 227                      | A | Northeastern   | 77 53 |
|                           |   |                |       |           |   |                |       |            |   |                |       | 229                      | A | San Jose St.   | 85 64 |
|                           |   |                |       |           |   |                |       |            |   |                |       | 294                      | A | Cal Poly       | 79 71 |
| LAST 12 Division I GAMES: |   |                |       |           |   |                |       |            |   |                |       |                          |   |                |       |
| 124                       | H | Northern Colo. | 75 65 | 128       | H | CSUN           | 61 73 |            |   |                |       |                          |   |                |       |
| 71                        | A | UC Davis       | 66 68 | 163       | A | Boston College | 62 54 |            |   |                |       |                          |   |                |       |
| 229                       | A | San Jose St.   | 85 64 | 227       | A | Northeastern   | 77 53 |            |   |                |       |                          |   |                |       |
| 294                       | A | Cal Poly       | 79 71 | 76        | A | Washington St. | 69 85 |            |   |                |       |                          |   |                |       |
| 14                        | H | Utah           | 62 63 | 23        | H | California     | 67 74 |            |   |                |       |                          |   |                |       |
| 41                        | H | Boise St.      | 78 83 |           |   |                |       |            |   |                |       |                          |   |                |       |

Non-Div I Games:

St. Mary's (CA)

|                   |          |           |                |            |             |               |      |      |       |           |
|-------------------|----------|-----------|----------------|------------|-------------|---------------|------|------|-------|-----------|
| Average RPI Win:  | 175      | WON-LOST  | WINNING        | LAST 10    | STRENGTH OF | OPP. STRENGTH | TEAM | ADJ. | CONF. | ADJ CONF. |
| Average RPI Loss: | 43       | RECORD    | PCT. RANK      | GAMES      | SCHEDULE    | OF SCHEDULE   | RPI  | RPI  | RPI   | RPI       |
| DIV. I ONLY       | 9- 2     | 37        | 8- 2           | 76         | 101         | 36            | 36   | 2    | 2     |           |
| DIV. I NON-CONF.  | 9- 2     | 37        | 9- 2           | 78         | 103         | 36            | 36   | 2    | 2     |           |
| TOTALS            | RPI 1-25 | RPI 26-50 | W-L RECORDS    | RPI 51-100 | RPI 101-150 | RPI 150+      |      |      |       |           |
| 9- 2              | 0- 1     | 0- 0      | OVERALL        | 2- 1       | 3- 0        | 4- 0          |      |      |       |           |
| 4- 1              | 0- 0     | 0- 0      | HOME           | 2- 1       | 1- 0        | 1- 0          |      |      |       |           |
| 2- 1              | 0- 1     | 0- 0      | AWAY           | 0- 0       | 1- 0        | 1- 0          |      |      |       |           |
| 3- 0              | 0- 0     | 0- 0      | NEUTRAL        | 0- 0       | 1- 0        | 2- 0          |      |      |       |           |
| 9- 2              | 0- 1     | 0- 0      | NON-CONFERENCE | 2- 1       | 3- 0        | 4- 0          |      |      |       |           |
| 4- 1              | 0- 0     | 0- 0      | HOME           | 2- 1       | 1- 0        | 1- 0          |      |      |       |           |
| 2- 1              | 0- 1     | 0- 0      | AWAY           | 0- 0       | 1- 0        | 1- 0          |      |      |       |           |
| 3- 0              | 0- 0     | 0- 0      | NEUTRAL        | 0- 0       | 1- 0        | 2- 0          |      |      |       |           |
| 0- 0              | 0- 0     | 0- 0      | CONFERENCE     | 0- 0       | 0- 0        | 0- 0          |      |      |       |           |
| 0- 0              | 0- 0     | 0- 0      | HOME           | 0- 0       | 0- 0        | 0- 0          |      |      |       |           |
| 0- 0              | 0- 0     | 0- 0      | AWAY           | 0- 0       | 0- 0        | 0- 0          |      |      |       |           |
| 0- 0              | 0- 0     | 0- 0      | NEUTRAL        | 0- 0       | 0- 0        | 0- 0          |      |      |       |           |

| RPI 1-25                  |   |                 | RPI 26-50 |     | Team's RPI: 36 | RPI 51-100        |       |     | RPI 101+ |                   |       |
|---------------------------|---|-----------------|-----------|-----|----------------|-------------------|-------|-----|----------|-------------------|-------|
| RPI                       | S | Opponent        | Score     | RPI | S              | Opponent          | Score | RPI | S        | Opponent          | Score |
| 17                        | A | Tennessee       | 51 59     |     |                |                   |       | 68  | H        | Gonzaga           | 63 68 |
|                           |   |                 |           |     |                |                   |       | 71  | H        | UC Davis          | 68 42 |
|                           |   |                 |           |     |                |                   |       | 80  | H        | Texas             | 71 59 |
|                           |   |                 |           |     |                |                   |       | 116 | A        | George Washington | 71 52 |
|                           |   |                 |           |     |                |                   |       | 128 | H        | CSUN              | 88 54 |
|                           |   |                 |           |     |                |                   |       | 146 | N        | Purdue            | 78 69 |
|                           |   |                 |           |     |                |                   |       | 223 | N        | Wichita St.       | 87 39 |
|                           |   |                 |           |     |                |                   |       | 227 | N        | Northeastern      | 74 45 |
|                           |   |                 |           |     |                |                   |       | 286 | A        | CSU Bakersfield   | 77 56 |
|                           |   |                 |           |     |                |                   |       | 294 | H        | Cal Poly          | 83 55 |
| LAST 12 Division I GAMES: |   |                 |           |     |                |                   |       |     |          |                   |       |
| 71                        | H | UC Davis        | 68 42     | 116 | A              | George Washington | 71 52 |     |          |                   |       |
| 286                       | A | CSU Bakersfield | 77 56     | 17  | A              | Tennessee         | 51 59 |     |          |                   |       |
| 146                       | N | Purdue          | 78 69     | 68  | H              | Gonzaga           | 63 68 |     |          |                   |       |
| 223                       | N | Wichita St.     | 87 39     | 80  | H              | Texas             | 71 59 |     |          |                   |       |
| 227                       | N | Northeastern    | 74 45     | 294 | H              | Cal Poly          | 83 55 |     |          |                   |       |
| 128                       | H | CSUN            | 88 54     |     |                |                   |       |     |          |                   |       |

Non-Div I Games:

Stanford

|                   |          |           |                |            |             |               |      |      |       |           |
|-------------------|----------|-----------|----------------|------------|-------------|---------------|------|------|-------|-----------|
| Average RPI Win:  | 271      | WON-LOST  | WINNING        | LAST 10    | STRENGTH OF | OPP. STRENGTH | TEAM | ADJ. | CONF. | ADJ CONF. |
| Average RPI Loss: | 117      | RECORD    | PCT. RANK      | GAMES      | SCHEDULE    | OF SCHEDULE   | RPI  | RPI  | RPI   | RPI       |
| DIV. I ONLY       | 8- 3     | 68        | 5- 3           | 331        | 251         | 192           | 192  | 27   | 27    |           |
| DIV. I NON-CONF.  | 8- 3     | 67        | 7- 3           | 331        | 248         | 193           | 193  | 27   | 27    |           |
| TOTALS            | RPI 1-25 | RPI 26-50 | W-L RECORDS    | RPI 51-100 | RPI 101-150 | RPI 150+      |      |      |       |           |
| 8- 3              | 0- 0     | 0- 0      | OVERALL        | 0- 1       | 0- 2        | 8- 0          |      |      |       |           |
| 4- 1              | 0- 0     | 0- 0      | HOME           | 0- 0       | 0- 1        | 4- 0          |      |      |       |           |
| 2- 2              | 0- 0     | 0- 0      | AWAY           | 0- 1       | 0- 1        | 2- 0          |      |      |       |           |
| 2- 0              | 0- 0     | 0- 0      | NEUTRAL        | 0- 0       | 0- 0        | 2- 0          |      |      |       |           |
| 8- 3              | 0- 0     | 0- 0      | NON-CONFERENCE | 0- 1       | 0- 2        | 8- 0          |      |      |       |           |
| 4- 1              | 0- 0     | 0- 0      | HOME           | 0- 0       | 0- 1        | 4- 0          |      |      |       |           |
| 2- 2              | 0- 0     | 0- 0      | AWAY           | 0- 1       | 0- 1        | 2- 0          |      |      |       |           |
| 2- 0              | 0- 0     | 0- 0      | NEUTRAL        | 0- 0       | 0- 0        | 2- 0          |      |      |       |           |
| 0- 0              | 0- 0     | 0- 0      | CONFERENCE     | 0- 0       | 0- 0        | 0- 0          |      |      |       |           |
| 0- 0              | 0- 0     | 0- 0      | HOME           | 0- 0       | 0- 0        | 0- 0          |      |      |       |           |
| 0- 0              | 0- 0     | 0- 0      | AWAY           | 0- 0       | 0- 0        | 0- 0          |      |      |       |           |
| 0- 0              | 0- 0     | 0- 0      | NEUTRAL        | 0- 0       | 0- 0        | 0- 0          |      |      |       |           |

| RPI 1-25                  |   |          | RPI 26-50             |     |       | RPI 51-100       |       |                       | RPI 101+          |          |       | Team's RPI: 192 |
|---------------------------|---|----------|-----------------------|-----|-------|------------------|-------|-----------------------|-------------------|----------|-------|-----------------|
| RPI                       | S | Opponent | Score                 | RPI | S     | Opponent         | Score | RPI                   | S                 | Opponent | Score |                 |
|                           |   |          |                       |     |       | 91 A Arkansas    | 62 79 | 127 H Tennessee St.   |                   | 50 56    |       |                 |
|                           |   |          |                       |     |       |                  |       | 134 A Chattanooga     |                   | 55 66    |       |                 |
|                           |   |          |                       |     |       |                  |       | 203 N Weber St.       |                   | 70 68    |       |                 |
|                           |   |          |                       |     |       |                  |       | 209 H SIUE            |                   | 78 68    |       |                 |
|                           |   |          |                       |     |       |                  |       | 230 N Robert Morris   |                   | 68 60    |       |                 |
|                           |   |          |                       |     |       |                  |       | 272 A Northern Ky.    |                   | 54 45    |       |                 |
|                           |   |          |                       |     |       |                  |       | 309 H Valparaiso      |                   | 87 75    |       |                 |
|                           |   |          |                       |     |       |                  |       | 314 H Eastern Ill.    |                   | 72 55    |       |                 |
|                           |   |          |                       |     |       |                  |       | 316 H Bethune-Cookman |                   | 63 60    |       |                 |
|                           |   |          |                       |     |       |                  |       | 317 A High Point      |                   | 81 47    |       |                 |
| LAST 12 Division I GAMES: |   |          |                       |     |       |                  |       |                       |                   |          |       |                 |
| 317 A High Point          |   | 81 47    | 127 H Tennessee St.   |     | 50 56 | 209 H SIUE       |       | 78 68                 | 134 A Chattanooga |          | 55 66 |                 |
| 272 A Northern Ky.        |   | 54 45    | 316 H Bethune-Cookman |     | 63 60 | 309 H Valparaiso |       | 87 75                 |                   |          |       |                 |
| 203 N Weber St.           |   | 70 68    |                       |     |       |                  |       |                       |                   |          |       |                 |
| 230 N Robert Morris       |   | 68 60    |                       |     |       |                  |       |                       |                   |          |       |                 |
| 91 A Arkansas             |   | 62 79    |                       |     |       |                  |       |                       |                   |          |       |                 |
| 314 H Eastern Ill.        |   | 72 55    |                       |     |       |                  |       |                       |                   |          |       |                 |

Non-Div I Games: Webber Int'l 92 54 Palm Beach Atl. 89 50 Warner 100 34

Stetson

Stony Brook

Through Games Of Dec. 23, 2016

|                   |          |           |                |            |             |               |      |      |       |           |
|-------------------|----------|-----------|----------------|------------|-------------|---------------|------|------|-------|-----------|
| Average RPI Win:  | 255      | WON-LOST  | WINNING        | LAST 10    | STRENGTH OF | OPP. STRENGTH | TEAM | ADJ. | CONF. | ADJ CONF. |
| Average RPI Loss: | 162      | RECORD    | PCT. RANK      | GAMES      | SCHEDULE    | OF SCHEDULE   | RPI  | RPI  | RPI   | RPI       |
| DIV. I ONLY       | 4- 6     | 207       | 4- 5           | 265        | 254         | 241           | 241  | 23   | 23    |           |
| DIV. I NON-CONF.  | 4- 6     | 208       | 4- 6           | 266        | 253         | 242           | 242  | 23   | 23    |           |
| TOTALS            | RPI 1-25 | RPI 26-50 | W-L RECORDS    | RPI 51-100 | RPI 101-150 | RPI 150+      |      |      |       |           |
| 4- 6              | 0- 0     | 0- 0      | OVERALL        | 0- 1       | 0- 2        | 4- 3          |      |      |       |           |
| 1- 2              | 0- 0     | 0- 0      | HOME           | 0- 0       | 0- 2        | 1- 0          |      |      |       |           |
| 2- 3              | 0- 0     | 0- 0      | AWAY           | 0- 0       | 0- 0        | 2- 3          |      |      |       |           |
| 1- 1              | 0- 0     | 0- 0      | NEUTRAL        | 0- 1       | 0- 0        | 1- 0          |      |      |       |           |
| 4- 6              | 0- 0     | 0- 0      | NON-CONFERENCE | 0- 1       | 0- 2        | 4- 3          |      |      |       |           |
| 1- 2              | 0- 0     | 0- 0      | HOME           | 0- 0       | 0- 2        | 1- 0          |      |      |       |           |
| 2- 3              | 0- 0     | 0- 0      | AWAY           | 0- 0       | 0- 0        | 2- 3          |      |      |       |           |
| 1- 1              | 0- 0     | 0- 0      | NEUTRAL        | 0- 1       | 0- 0        | 1- 0          |      |      |       |           |
| 0- 0              | 0- 0     | 0- 0      | CONFERENCE     | 0- 0       | 0- 0        | 0- 0          |      |      |       |           |
| 0- 0              | 0- 0     | 0- 0      | HOME           | 0- 0       | 0- 0        | 0- 0          |      |      |       |           |
| 0- 0              | 0- 0     | 0- 0      | AWAY           | 0- 0       | 0- 0        | 0- 0          |      |      |       |           |
| 0- 0              | 0- 0     | 0- 0      | NEUTRAL        | 0- 0       | 0- 0        | 0- 0          |      |      |       |           |

| RPI 1-25                  |   |                 |       | RPI 26-50 |     |          |                   | RPI 51-100 |    |          |       | RPI 101+ |     |                   |          | Team's RPI: 241 |    |
|---------------------------|---|-----------------|-------|-----------|-----|----------|-------------------|------------|----|----------|-------|----------|-----|-------------------|----------|-----------------|----|
| RPI                       | S | Opponent        | Score | RPI       | S   | Opponent | Score             | RPI        | S  | Opponent | Score | RPI      | S   | Opponent          | Score    |                 |    |
|                           |   |                 |       |           |     |          |                   | 70         | N  | Indiana  | 60    | 74       | 102 | H                 | Syracuse | 60              | 78 |
|                           |   |                 |       |           |     |          |                   |            |    |          |       | 106      | H   | Hofstra           | 64       | 67              |    |
|                           |   |                 |       |           |     |          |                   |            |    |          |       | 171      | A   | Manhattan         | 55       | 50              |    |
|                           |   |                 |       |           |     |          |                   |            |    |          |       | 179      | H   | Columbia          | 55       | 53              |    |
|                           |   |                 |       |           |     |          |                   |            |    |          |       | 180      | A   | Iona              | 46       | 57              |    |
|                           |   |                 |       |           |     |          |                   |            |    |          |       | 194      | A   | St. Bonaventure   | 37       | 51              |    |
|                           |   |                 |       |           |     |          |                   |            |    |          |       | 322      | A   | LIU Brooklyn      | 48       | 58              |    |
|                           |   |                 |       |           |     |          |                   |            |    |          |       | 323      | A   | Central Conn. St. | 64       | 59              |    |
|                           |   |                 |       |           |     |          |                   |            |    |          |       | 347      | N   | Florida A&M       | 80       | 49              |    |
| LAST 12 Division I GAMES: |   |                 |       |           |     |          |                   |            |    |          |       |          |     |                   |          |                 |    |
| 194                       | A | St. Bonaventure | 37    | 51        | 70  | N        | Indiana           | 60         | 74 |          |       |          |     |                   |          |                 |    |
| 171                       | A | Manhattan       | 55    | 50        | 347 | N        | Florida A&M       | 80         | 49 |          |       |          |     |                   |          |                 |    |
| 179                       | H | Columbia        | 55    | 53        | 323 | A        | Central Conn. St. | 64         | 59 |          |       |          |     |                   |          |                 |    |
| 102                       | H | Syracuse        | 60    | 78        | 322 | A        | LIU Brooklyn      | 48         | 58 |          |       |          |     |                   |          |                 |    |
| 106                       | H | Hofstra         | 64    | 67        |     |          |                   |            |    |          |       |          |     |                   |          |                 |    |
| 180                       | A | Iona            | 46    | 57        |     |          |                   |            |    |          |       |          |     |                   |          |                 |    |

Non-Div I Games: Molloy 62 53

Stony Brook

Loss, Non-Conf, S Site, H Home A Away N Neutral



## Syracuse

Through Games Of Dec. 23, 2016

|                   |          |           |                |            |             |               |      |      |       |           |
|-------------------|----------|-----------|----------------|------------|-------------|---------------|------|------|-------|-----------|
| Average RPI Win:  | 194      | WON-LOST  | WINNING        | LAST 10    | STRENGTH OF | OPP. STRENGTH | TEAM | ADJ. | CONF. | ADJ CONF. |
| Average RPI Loss: | 54       | RECORD    | PCT. RANK      | GAMES      | SCHEDULE    | OF SCHEDULE   | RPI  | RPI  | RPI   | RPI       |
| DIV. I ONLY       | 9- 4     | 96        | 6- 4           | 185        | 24          | 102           | 102  | 3    | 3     |           |
| DIV. I NON-CONF.  | 9- 4     | 95        | 8- 4           | 184        | 24          | 101           | 101  | 3    | 3     |           |
| TOTALS            | RPI 1-25 | RPI 26-50 | W-L RECORDS    | RPI 51-100 | RPI 101-150 | RPI 150+      |      |      |       |           |
| 9- 4              | 0- 1     | 1- 2      | OVERALL        | 1- 0       | 1- 1        | 6- 0          |      |      |       |           |
| 6- 0              | 0- 0     | 1- 0      | HOME           | 1- 0       | 0- 0        | 4- 0          |      |      |       |           |
| 1- 1              | 0- 0     | 0- 1      | AWAY           | 0- 0       | 0- 0        | 1- 0          |      |      |       |           |
| 2- 3              | 0- 1     | 0- 1      | NEUTRAL        | 0- 0       | 1- 1        | 1- 0          |      |      |       |           |
| 9- 4              | 0- 1     | 1- 2      | NON-CONFERENCE | 1- 0       | 1- 1        | 6- 0          |      |      |       |           |
| 6- 0              | 0- 0     | 1- 0      | HOME           | 1- 0       | 0- 0        | 4- 0          |      |      |       |           |
| 1- 1              | 0- 0     | 0- 1      | AWAY           | 0- 0       | 0- 0        | 1- 0          |      |      |       |           |
| 2- 3              | 0- 1     | 0- 1      | NEUTRAL        | 0- 0       | 1- 1        | 1- 0          |      |      |       |           |
| 0- 0              | 0- 0     | 0- 0      | CONFERENCE     | 0- 0       | 0- 0        | 0- 0          |      |      |       |           |
| 0- 0              | 0- 0     | 0- 0      | HOME           | 0- 0       | 0- 0        | 0- 0          |      |      |       |           |
| 0- 0              | 0- 0     | 0- 0      | AWAY           | 0- 0       | 0- 0        | 0- 0          |      |      |       |           |
| 0- 0              | 0- 0     | 0- 0      | NEUTRAL        | 0- 0       | 0- 0        | 0- 0          |      |      |       |           |

| RPI 1-25                  |   |                   |        | RPI 26-50 |   |                   |        | RPI 51-100 |   |          |        | RPI 101+ Team's RPI: 102 |   |                   |        |
|---------------------------|---|-------------------|--------|-----------|---|-------------------|--------|------------|---|----------|--------|--------------------------|---|-------------------|--------|
| RPI                       | S | Opponent          | Score  | RPI       | S | Opponent          | Score  | RPI        | S | Opponent | Score  | RPI                      | S | Opponent          | Score  |
| 19                        | N | DePaul            | 84 108 | 31        | H | Michigan St.      | 75 64  | 84         | H | Niagara  | 109 60 | 114                      | N | Ohio St.          | 72 77  |
|                           |   |                   |        | 38        | A | Drexel            | 61 62  |            |   |          |        | 116                      | N | George Washington | 74 71  |
|                           |   |                   |        | 43        | N | Texas A&M         | 84 105 |            |   |          |        | 166                      | N | Old Dominion      | 92 66  |
|                           |   |                   |        |           |   |                   |        |            |   |          |        | 240                      | H | Rhode Island      | 95 49  |
|                           |   |                   |        |           |   |                   |        |            |   |          |        | 241                      | A | Stony Brook       | 78 60  |
|                           |   |                   |        |           |   |                   |        |            |   |          |        | 268                      | H | Coppin St.        | 76 30  |
|                           |   |                   |        |           |   |                   |        |            |   |          |        | 273                      | H | Siena             | 102 65 |
|                           |   |                   |        |           |   |                   |        |            |   |          |        | 323                      | H | Central Conn. St. | 95 63  |
| LAST 12 Division I GAMES: |   |                   |        |           |   |                   |        |            |   |          |        |                          |   |                   |        |
| 19                        | N | DePaul            | 84 108 | 43        | N | Texas A&M         | 84 105 |            |   |          |        |                          |   |                   |        |
| 114                       | N | Ohio St.          | 72 77  | 166       | N | Old Dominion      | 92 66  |            |   |          |        |                          |   |                   |        |
| 116                       | N | George Washington | 74 71  | 84        | H | Niagara           | 109 60 |            |   |          |        |                          |   |                   |        |
| 38                        | A | Drexel            | 61 62  | 268       | H | Coppin St.        | 76 30  |            |   |          |        |                          |   |                   |        |
| 241                       | A | Stony Brook       | 78 60  | 323       | H | Central Conn. St. | 95 63  |            |   |          |        |                          |   |                   |        |
| 273                       | H | Siena             | 102 65 | 31        | H | Michigan St.      | 75 64  |            |   |          |        |                          |   |                   |        |

Non-Div I Games:

Syracuse

■ Loss, 
 ■ Non-Conf, 
 ■ S Site, 
 ■ Home 
 ■ A Away 
 N Neutral

T  
C  
U

| TCU               |          |          |           | Through Games Of Dec. 23, 2016 |                |               |            |      |             |           |
|-------------------|----------|----------|-----------|--------------------------------|----------------|---------------|------------|------|-------------|-----------|
| Average RPI Win:  | 243      | WON-LOST | WINNING   | LAST 10                        | STRENGTH OF    | OPP. STRENGTH | TEAM       | ADJ. | CONF.       | ADJ CONF. |
| Average RPI Loss: | 18       | RECORD   | PCT. RANK | GAMES                          | SCHEDULE       | OF SCHEDULE   | RPI        | RPI  | RPI         | RPI       |
| DIV. I ONLY       |          | 8- 3     | 68        | 7- 3                           | 296            | 11            | 151        | 151  | 4           | 4         |
| DIV. I NON-CONF.  |          | 8- 3     | 67        | 8- 3                           | 295            | 10            | 152        | 152  | 4           | 4         |
| -----             |          |          |           |                                |                |               |            |      |             |           |
| TOTALS            | RPI 1-25 |          | RPI 26-50 |                                | W-L RECORDS    |               | RPI 51-100 |      | RPI 101-150 | RPI 150+  |
| 8- 3              | 0- 2     |          | 0- 1      |                                | OVERALL        |               | 1- 0       |      | 0- 0        | 7- 0      |
| 8- 1              | 0- 0     |          | 0- 1      |                                | HOME           |               | 1- 0       |      | 0- 0        | 7- 0      |
| 0- 2              | 0- 2     |          | 0- 0      |                                | AWAY           |               | 0- 0       |      | 0- 0        | 0- 0      |
| 0- 0              | 0- 0     |          | 0- 0      |                                | NEUTRAL        |               | 0- 0       |      | 0- 0        | 0- 0      |
| 8- 3              | 0- 2     |          | 0- 1      |                                | NON-CONFERENCE |               | 1- 0       |      | 0- 0        | 7- 0      |
| 8- 1              | 0- 0     |          | 0- 1      |                                | HOME           |               | 1- 0       |      | 0- 0        | 7- 0      |
| 0- 2              | 0- 2     |          | 0- 0      |                                | AWAY           |               | 0- 0       |      | 0- 0        | 0- 0      |
| 0- 0              | 0- 0     |          | 0- 0      |                                | NEUTRAL        |               | 0- 0       |      | 0- 0        | 0- 0      |
| 0- 0              | 0- 0     |          | 0- 0      |                                | CONFERENCE     |               | 0- 0       |      | 0- 0        | 0- 0      |
| 0- 0              | 0- 0     |          | 0- 0      |                                | HOME           |               | 0- 0       |      | 0- 0        | 0- 0      |
| 0- 0              | 0- 0     |          | 0- 0      |                                | AWAY           |               | 0- 0       |      | 0- 0        | 0- 0      |
| 0- 0              | 0- 0     |          | 0- 0      |                                | NEUTRAL        |               | 0- 0       |      | 0- 0        | 0- 0      |

T  
C  
U

|                           |   |                 |       |           |   |           |       |            |   |                |       |                          |   |                 |       |
|---------------------------|---|-----------------|-------|-----------|---|-----------|-------|------------|---|----------------|-------|--------------------------|---|-----------------|-------|
| RPI 1-25                  |   |                 |       | RPI 26-50 |   |           |       | RPI 51-100 |   |                |       | RPI 101+ Team's RPI: 151 |   |                 |       |
| RPI                       | S | Opponent        | Score | RPI       | S | Opponent  | Score | RPI        | S | Opponent       | Score | RPI                      | S | Opponent        | Score |
| 2                         | A | Notre Dame      | 59 92 | 43        | H | Texas A&M | 67 75 | 67         | H | SMU            | 76 67 | 220                      | H | Grambling       | 83 47 |
| 9                         | A | LSU             | 61 67 |           |   |           |       |            |   |                |       | 224                      | H | Butler          | 73 47 |
|                           |   |                 |       |           |   |           |       |            |   |                |       | 236                      | H | Texas Southern  | 77 48 |
|                           |   |                 |       |           |   |           |       |            |   |                |       | 264                      | H | McNeese         | 74 70 |
|                           |   |                 |       |           |   |           |       |            |   |                |       | 291                      | H | Sam Houston St. | 81 37 |
|                           |   |                 |       |           |   |           |       |            |   |                |       | 295                      | H | Alcorn          | 95 39 |
|                           |   |                 |       |           |   |           |       |            |   |                |       | 345                      | H | Incarnate Word  | 88 40 |
| LAST 12 Division I GAMES: |   |                 |       |           |   |           |       |            |   |                |       |                          |   |                 |       |
| 2                         | A | Notre Dame      | 59 92 | 295       | H | Alcorn    | 95 39 | 236        | H | Texas Southern | 77 48 |                          |   |                 |       |
| 220                       | H | Grambling       | 83 47 | 264       | H | McNeese   | 74 70 | 43         | H | Texas A&M      | 67 75 |                          |   |                 |       |
| 67                        | H | SMU             | 76 67 | 9         | A | LSU       | 61 67 | 224        | H | Butler         | 73 47 |                          |   |                 |       |
| 291                       | H | Sam Houston St. | 81 37 |           |   |           |       |            |   |                |       |                          |   |                 |       |
| 345                       | H | Incarnate Word  | 88 40 |           |   |           |       |            |   |                |       |                          |   |                 |       |

Non-Div I Games:

TCU

|                   |          |           |                |            |             |               |      |      |       |           |
|-------------------|----------|-----------|----------------|------------|-------------|---------------|------|------|-------|-----------|
| Average RPI Win:  | 167      | WON-LOST  | WINNING        | LAST 10    | STRENGTH OF | OPP. STRENGTH | TEAM | ADJ. | CONF. | ADJ CONF. |
| Average RPI Loss: | 68       | RECORD    | PCT. RANK      | GAMES      | SCHEDULE    | OF SCHEDULE   | RPI  | RPI  | RPI   | RPI       |
| DIV. I ONLY       | 8- 3     | 68        | 7- 3           | 124        | 69          | 56            | 56   | 7    | 7     |           |
| DIV. I NON-CONF.  | 8- 3     | 67        | 8- 3           | 124        | 69          | 57            | 57   | 7    | 7     |           |
| TOTALS            | RPI 1-25 | RPI 26-50 | W-L RECORDS    | RPI 51-100 | RPI 101-150 | RPI 150+      |      |      |       |           |
| 8- 3              | 1- 0     | 0- 1      | OVERALL        | 1- 2       | 1- 0        | 5- 0          |      |      |       |           |
| 5- 0              | 1- 0     | 0- 0      | HOME           | 1- 0       | 0- 0        | 3- 0          |      |      |       |           |
| 3- 2              | 0- 0     | 0- 1      | AWAY           | 0- 1       | 1- 0        | 2- 0          |      |      |       |           |
| 0- 1              | 0- 0     | 0- 0      | NEUTRAL        | 0- 1       | 0- 0        | 0- 0          |      |      |       |           |
| 8- 3              | 1- 0     | 0- 1      | NON-CONFERENCE | 1- 2       | 1- 0        | 5- 0          |      |      |       |           |
| 5- 0              | 1- 0     | 0- 0      | HOME           | 1- 0       | 0- 0        | 3- 0          |      |      |       |           |
| 3- 2              | 0- 0     | 0- 1      | AWAY           | 0- 1       | 1- 0        | 2- 0          |      |      |       |           |
| 0- 1              | 0- 0     | 0- 0      | NEUTRAL        | 0- 1       | 0- 0        | 0- 0          |      |      |       |           |
| 0- 0              | 0- 0     | 0- 0      | CONFERENCE     | 0- 0       | 0- 0        | 0- 0          |      |      |       |           |
| 0- 0              | 0- 0     | 0- 0      | HOME           | 0- 0       | 0- 0        | 0- 0          |      |      |       |           |
| 0- 0              | 0- 0     | 0- 0      | AWAY           | 0- 0       | 0- 0        | 0- 0          |      |      |       |           |
| 0- 0              | 0- 0     | 0- 0      | NEUTRAL        | 0- 0       | 0- 0        | 0- 0          |      |      |       |           |

| RPI 1-25                  |   |          |       | RPI 26-50 |   |                |       | RPI 51-100 |   |            |       | Team's RPI: 56 | RPI 101+ |   |                |       |
|---------------------------|---|----------|-------|-----------|---|----------------|-------|------------|---|------------|-------|----------------|----------|---|----------------|-------|
| RPI                       | S | Opponent | Score | RPI       | S | Opponent       | Score | RPI        | S | Opponent   | Score |                | RPI      | S | Opponent       | Score |
| 19                        | H | DePaul   | 84 74 | 48        | A | Harvard        | 62 73 | 58         | N | Florida    | 76 83 |                | 129      | A | Villanova      | 83 48 |
|                           |   |          |       |           |   |                |       | 69         | H | Quinnipiac | 71 68 |                | 155      | H | La Salle       | 86 70 |
|                           |   |          |       |           |   |                |       | 98         | A | Hampton    | 65 71 |                | 193      | A | Rutgers        | 48 37 |
|                           |   |          |       |           |   |                |       |            |   |            |       |                | 199      | A | Saint Joseph's | 86 70 |
|                           |   |          |       |           |   |                |       |            |   |            |       |                | 266      | H | Fairfield      | 73 59 |
|                           |   |          |       |           |   |                |       |            |   |            |       |                | 302      | H | Vermont        | 53 39 |
| LAST 12 Division I GAMES: |   |          |       |           |   |                |       |            |   |            |       |                |          |   |                |       |
|                           |   |          |       | 266       | H | Fairfield      | 73 59 |            |   |            |       |                | 193      | A | Rutgers        | 48 37 |
|                           |   |          |       | 69        | H | Quinnipiac     | 71 68 |            |   |            |       |                | 19       | H | DePaul         | 84 74 |
|                           |   |          |       | 58        | N | Florida        | 76 83 |            |   |            |       |                | 129      | A | Villanova      | 83 48 |
|                           |   |          |       | 155       | H | La Salle       | 86 70 |            |   |            |       |                | 98       | A | Hampton        | 65 71 |
|                           |   |          |       | 199       | A | Saint Joseph's | 86 70 |            |   |            |       |                | 302      | H | Vermont        | 53 39 |
|                           |   |          |       |           |   |                |       |            |   |            |       |                | 48       | A | Harvard        | 62 73 |

Non-Div I Games:

Temple

## Tennessee

Through Games Of Dec. 23, 2016

|                   |          |           |                |            |             |               |      |      |       |           |
|-------------------|----------|-----------|----------------|------------|-------------|---------------|------|------|-------|-----------|
| Average RPI Win:  | 140      | WON-LOST  | WINNING        | LAST 10    | STRENGTH OF | OPP. STRENGTH | TEAM | ADJ. | CONF. | ADJ CONF. |
| Average RPI Loss: | 40       | RECORD    | PCT. RANK      | GAMES      | SCHEDULE    | OF SCHEDULE   | RPI  | RPI  | RPI   | RPI       |
| DIV. I ONLY       | 7- 4     | 113       | 6- 4           | 7          | 162         | 17            | 17   | 1    | 1     |           |
| DIV. I NON-CONF.  | 7- 4     | 113       | 7- 4           | 7          | 163         | 17            | 17   | 1    | 1     |           |
| TOTALS            | RPI 1-25 | RPI 26-50 | W-L RECORDS    | RPI 51-100 | RPI 101-150 | RPI 150+      |      |      |       |           |
| 7- 4              | 0- 1     | 1- 2      | OVERALL        | 1- 1       | 3- 0        | 2- 0          |      |      |       |           |
| 5- 1              | 0- 0     | 1- 1      | HOME           | 1- 0       | 2- 0        | 1- 0          |      |      |       |           |
| 2- 3              | 0- 1     | 0- 1      | AWAY           | 0- 1       | 1- 0        | 1- 0          |      |      |       |           |
| 0- 0              | 0- 0     | 0- 0      | NEUTRAL        | 0- 0       | 0- 0        | 0- 0          |      |      |       |           |
| 7- 4              | 0- 1     | 1- 2      | NON-CONFERENCE | 1- 1       | 3- 0        | 2- 0          |      |      |       |           |
| 5- 1              | 0- 0     | 1- 1      | HOME           | 1- 0       | 2- 0        | 1- 0          |      |      |       |           |
| 2- 3              | 0- 1     | 0- 1      | AWAY           | 0- 1       | 1- 0        | 1- 0          |      |      |       |           |
| 0- 0              | 0- 0     | 0- 0      | NEUTRAL        | 0- 0       | 0- 0        | 0- 0          |      |      |       |           |
| 0- 0              | 0- 0     | 0- 0      | CONFERENCE     | 0- 0       | 0- 0        | 0- 0          |      |      |       |           |
| 0- 0              | 0- 0     | 0- 0      | HOME           | 0- 0       | 0- 0        | 0- 0          |      |      |       |           |
| 0- 0              | 0- 0     | 0- 0      | AWAY           | 0- 0       | 0- 0        | 0- 0          |      |      |       |           |
| 0- 0              | 0- 0     | 0- 0      | NEUTRAL        | 0- 0       | 0- 0        | 0- 0          |      |      |       |           |

| RPI 1-25                  |   |               |        | RPI 26-50 |   |                 |       | RPI 51-100 |   |          |       | RPI 101+ |   |                 |        |
|---------------------------|---|---------------|--------|-----------|---|-----------------|-------|------------|---|----------|-------|----------|---|-----------------|--------|
| RPI                       | S | Opponent      | Score  | RPI       | S | Opponent        | Score | RPI        | S | Opponent | Score | RPI      | S | Opponent        | Score  |
| 11                        | A | Virginia Tech | 63 67  | 32        | H | Baylor          | 66 88 | 80         | A | Texas    | 67 72 | 123      | A | James Madison   | 81 69  |
|                           |   |               |        | 36        | H | Stanford        | 59 51 | 95         | H | Navy     | 85 55 | 127      | H | Tennessee St.   | 86 36  |
|                           |   |               |        | 37        | A | Penn St.        | 56 70 |            |   |          |       | 149      | H | Troy            | 110 84 |
|                           |   |               |        |           |   |                 |       |            |   |          |       | 197      | H | Appalachian St. | 92 66  |
|                           |   |               |        |           |   |                 |       |            |   |          |       | 252      | A | ETSU            | 83 58  |
| LAST 12 Division I GAMES: |   |               |        |           |   |                 |       |            |   |          |       |          |   |                 |        |
| 149                       | H | Troy          | 110 84 | 197       | H | Appalachian St. | 92 66 |            |   |          |       |          |   |                 |        |
| 36                        | H | Stanford      | 59 51  | 80        | A | Texas           | 67 72 |            |   |          |       |          |   |                 |        |
| 252                       | A | ETSU          | 83 58  | 32        | H | Baylor          | 66 88 |            |   |          |       |          |   |                 |        |
| 95                        | H | Navy          | 85 55  | 127       | H | Tennessee St.   | 86 36 |            |   |          |       |          |   |                 |        |
| 123                       | A | James Madison | 81 69  | 11        | A | Virginia Tech   | 63 67 |            |   |          |       |          |   |                 |        |
|                           |   |               |        | 37        | A | Penn St.        | 56 70 |            |   |          |       |          |   |                 |        |

Non-Div I Games:

Tennessee

■ Loss, 
■ Non-Conf, S Site, 
■ Home 
■ Away 
N Neutral

|                   |          |           |                |            |             |               |      |      |       |           |
|-------------------|----------|-----------|----------------|------------|-------------|---------------|------|------|-------|-----------|
| Average RPI Win:  | 268      | WON-LOST  | WINNING        | LAST 10    | STRENGTH OF | OPP. STRENGTH | TEAM | ADJ. | CONF. | ADJ CONF. |
| Average RPI Loss: | 76       | RECORD    | PCT. RANK      | GAMES      | SCHEDULE    | OF SCHEDULE   | RPI  | RPI  | RPI   | RPI       |
| DIV. I ONLY       | 4- 5     | 197       | 4- 5           | 147        | 117         | 127           | 127  | 26   | 26    |           |
| DIV. I NON-CONF.  | 4- 5     | 198       | 4- 5           | 149        | 118         | 128           | 128  | 26   | 26    |           |
| TOTALS            | RPI 1-25 | RPI 26-50 | W-L RECORDS    | RPI 51-100 | RPI 101-150 | RPI 150+      |      |      |       |           |
| 4- 5              | 0- 2     | 0- 0      | OVERALL        | 0- 1       | 0- 1        | 4- 1          |      |      |       |           |
| 1- 0              | 0- 0     | 0- 0      | HOME           | 0- 0       | 0- 0        | 1- 0          |      |      |       |           |
| 2- 4              | 0- 2     | 0- 0      | AWAY           | 0- 1       | 0- 1        | 2- 0          |      |      |       |           |
| 1- 1              | 0- 0     | 0- 0      | NEUTRAL        | 0- 0       | 0- 0        | 1- 1          |      |      |       |           |
| 4- 5              | 0- 2     | 0- 0      | NON-CONFERENCE | 0- 1       | 0- 1        | 4- 1          |      |      |       |           |
| 1- 0              | 0- 0     | 0- 0      | HOME           | 0- 0       | 0- 0        | 1- 0          |      |      |       |           |
| 2- 4              | 0- 2     | 0- 0      | AWAY           | 0- 1       | 0- 1        | 2- 0          |      |      |       |           |
| 1- 1              | 0- 0     | 0- 0      | NEUTRAL        | 0- 0       | 0- 0        | 1- 1          |      |      |       |           |
| 0- 0              | 0- 0     | 0- 0      | CONFERENCE     | 0- 0       | 0- 0        | 0- 0          |      |      |       |           |
| 0- 0              | 0- 0     | 0- 0      | HOME           | 0- 0       | 0- 0        | 0- 0          |      |      |       |           |
| 0- 0              | 0- 0     | 0- 0      | AWAY           | 0- 0       | 0- 0        | 0- 0          |      |      |       |           |
| 0- 0              | 0- 0     | 0- 0      | NEUTRAL        | 0- 0       | 0- 0        | 0- 0          |      |      |       |           |

| RPI 1-25                  |   |                 |       | RPI 26-50 |   |              |       | RPI 51-100 |   |          |       | RPI 101+ Team's RPI: 127 |   |                 |       |
|---------------------------|---|-----------------|-------|-----------|---|--------------|-------|------------|---|----------|-------|--------------------------|---|-----------------|-------|
| RPI                       | S | Opponent        | Score | RPI       | S | Opponent     | Score | RPI        | S | Opponent | Score | RPI                      | S | Opponent        | Score |
| 13                        | A | Oklahoma St.    | 48 86 |           |   |              |       | 57         | A | UNLV     | 48 69 | 117                      | A | Xavier          | 54 63 |
| 17                        | A | Tennessee       | 36 86 |           |   |              |       |            |   |          |       | 175                      | N | Wisconsin       | 70 80 |
|                           |   |                 |       |           |   |              |       |            |   |          |       | 192                      | A | Stetson         | 56 50 |
|                           |   |                 |       |           |   |              |       |            |   |          |       | 277                      | H | Arkansas St.    | 76 66 |
|                           |   |                 |       |           |   |              |       |            |   |          |       | 285                      | A | Lipscomb        | 77 71 |
|                           |   |                 |       |           |   |              |       |            |   |          |       | 316                      | N | Bethune-Cookman | 69 60 |
| LAST 12 Division I GAMES: |   |                 |       |           |   |              |       |            |   |          |       |                          |   |                 |       |
| 192                       | A | Stetson         | 56 50 | 17        | A | Tennessee    | 36 86 |            |   |          |       |                          |   |                 |       |
| 316                       | N | Bethune-Cookman | 69 60 | 175       | N | Wisconsin    | 70 80 |            |   |          |       |                          |   |                 |       |
| 285                       | A | Lipscomb        | 77 71 | 57        | A | UNLV         | 48 69 |            |   |          |       |                          |   |                 |       |
|                           |   |                 |       | 277       | H | Arkansas St. | 76 66 |            |   |          |       |                          |   |                 |       |
|                           |   |                 |       | 13        | A | Oklahoma St. | 48 86 |            |   |          |       |                          |   |                 |       |
|                           |   |                 |       | 117       | A | Xavier       | 54 63 |            |   |          |       |                          |   |                 |       |

Non-Div I Games: Fisk 97 41

Tennessee St.

|                       |          |           |           |                |             |               |             |          |       |           |
|-----------------------|----------|-----------|-----------|----------------|-------------|---------------|-------------|----------|-------|-----------|
| Average RPI Win: 292  |          | WON-LOST  | WINNING   | LAST 10        | STRENGTH OF | OPP. STRENGTH | TEAM        | ADJ.     | CONF. | ADJ CONF. |
| Average RPI Loss: 179 |          | RECORD    | PCT. RANK | GAMES          | SCHEDULE    | OF SCHEDULE   | RPI         | RPI      | RPI   | RPI       |
| DIV. I ONLY           |          | 2- 10     | 306       | 2- 8           | 257         | 261           | 324         | 324      | 26    | 26        |
| DIV. I NON-CONF.      |          | 2- 10     | 303       | 2- 9           | 258         | 260           | 324         | 324      | 26    | 26        |
| TOTALS                | RPI 1-25 | RPI 26-50 |           | W-L RECORDS    |             | RPI 51-100    | RPI 101-150 | RPI 150+ |       |           |
| 2- 10                 | 0- 0     | 0- 0      |           | OVERALL        |             | 0- 3          | 0- 1        | 2- 6     |       |           |
| 1- 4                  | 0- 0     | 0- 0      |           | HOME           |             | 0- 0          | 0- 1        | 1- 3     |       |           |
| 1- 6                  | 0- 0     | 0- 0      |           | AWAY           |             | 0- 3          | 0- 0        | 1- 3     |       |           |
| 0- 0                  | 0- 0     | 0- 0      |           | NEUTRAL        |             | 0- 0          | 0- 0        | 0- 0     |       |           |
| 2- 10                 | 0- 0     | 0- 0      |           | NON-CONFERENCE |             | 0- 3          | 0- 1        | 2- 6     |       |           |
| 1- 4                  | 0- 0     | 0- 0      |           | HOME           |             | 0- 0          | 0- 1        | 1- 3     |       |           |
| 1- 6                  | 0- 0     | 0- 0      |           | AWAY           |             | 0- 3          | 0- 0        | 1- 3     |       |           |
| 0- 0                  | 0- 0     | 0- 0      |           | NEUTRAL        |             | 0- 0          | 0- 0        | 0- 0     |       |           |
| 0- 0                  | 0- 0     | 0- 0      |           | CONFERENCE     |             | 0- 0          | 0- 0        | 0- 0     |       |           |
| 0- 0                  | 0- 0     | 0- 0      |           | HOME           |             | 0- 0          | 0- 0        | 0- 0     |       |           |
| 0- 0                  | 0- 0     | 0- 0      |           | AWAY           |             | 0- 0          | 0- 0        | 0- 0     |       |           |
| 0- 0                  | 0- 0     | 0- 0      |           | NEUTRAL        |             | 0- 0          | 0- 0        | 0- 0     |       |           |

| RPI 1-25                  |   |          |       | RPI 26-50 |   |              |       | RPI 51-100 |   |               |       | RPI 101+ |   |               |       | Team's RPI: 324 |  |
|---------------------------|---|----------|-------|-----------|---|--------------|-------|------------|---|---------------|-------|----------|---|---------------|-------|-----------------|--|
| RPI                       | S | Opponent | Score | RPI       | S | Opponent     | Score | RPI        | S | Opponent      | Score | RPI      | S | Opponent      | Score |                 |  |
|                           |   |          |       |           |   |              |       | 62         | A | Vanderbilt    | 57 89 | 103      | H | Middle Tenn.  | 62 73 |                 |  |
|                           |   |          |       |           |   |              |       | 66         | A | Radford       | 46 79 | 174      | A | UNC Asheville | 65 77 |                 |  |
|                           |   |          |       |           |   |              |       | 88         | A | IUPUI         | 63 77 | 214      | A | Cincinnati    | 38 60 |                 |  |
|                           |   |          |       |           |   |              |       |            |   |               |       | 228      | H | Wright St.    | 54 65 |                 |  |
|                           |   |          |       |           |   |              |       |            |   |               |       | 252      | H | ETSU          | 76 82 |                 |  |
|                           |   |          |       |           |   |              |       |            |   |               |       | 272      | H | Northern Ky.  | 55 40 |                 |  |
|                           |   |          |       |           |   |              |       |            |   |               |       | 285      | A | Lipscomb      | 69 71 |                 |  |
|                           |   |          |       |           |   |              |       |            |   |               |       | 311      | A | Winthrop      | 73 50 |                 |  |
|                           |   |          |       |           |   |              |       |            |   |               |       | 319      | H | UNCG          | 59 65 |                 |  |
| LAST 12 Division I GAMES: |   |          |       |           |   |              |       |            |   |               |       |          |   |               |       |                 |  |
|                           |   |          |       | 285       | A | Lipscomb     | 69 71 | 311        | A | Winthrop      | 73 50 |          |   |               |       |                 |  |
|                           |   |          |       | 62        | A | Vanderbilt   | 57 89 | 174        | A | UNC Asheville | 65 77 |          |   |               |       |                 |  |
|                           |   |          |       | 88        | A | IUPUI        | 63 77 | 66         | A | Radford       | 46 79 |          |   |               |       |                 |  |
|                           |   |          |       | 252       | H | ETSU         | 76 82 | 103        | H | Middle Tenn.  | 62 73 |          |   |               |       |                 |  |
|                           |   |          |       | 272       | H | Northern Ky. | 55 40 | 319        | H | UNCG          | 59 65 |          |   |               |       |                 |  |
|                           |   |          |       | 214       | A | Cincinnati   | 38 60 | 228        | H | Wright St.    | 54 65 |          |   |               |       |                 |  |

|                  |                |    |    |
|------------------|----------------|----|----|
| Non-Div I Games: | Tenn. Wesleyan | 54 | 41 |
|------------------|----------------|----|----|

Tennessee Tech

Loss, Non-Conf, S Site, H Home A Away N Neutral

|                   |          |           |                |            |             |               |      |      |       |           |
|-------------------|----------|-----------|----------------|------------|-------------|---------------|------|------|-------|-----------|
| Average RPI Win:  | 219      | WON-LOST  | WINNING        | LAST 10    | STRENGTH OF | OPP. STRENGTH | TEAM | ADJ. | CONF. | ADJ CONF. |
| Average RPI Loss: | 11       | RECORD    | PCT. RANK      | GAMES      | SCHEDULE    | OF SCHEDULE   | RPI  | RPI  | RPI   | RPI       |
| DIV. I ONLY       | 6- 4     | 126       | 6- 4           | 39         | 30          | 80            | 80   | 4    | 4     |           |
| DIV. I NON-CONF.  | 6- 4     | 124       | 6- 4           | 39         | 30          | 82            | 82   | 4    | 4     |           |
| TOTALS            | RPI 1-25 | RPI 26-50 | W-L RECORDS    | RPI 51-100 | RPI 101-150 | RPI 150+      |      |      |       |           |
| 6- 4              | 1- 3     | 0- 1      | OVERALL        | 0- 0       | 0- 0        | 5- 0          |      |      |       |           |
| 6- 1              | 1- 1     | 0- 0      | HOME           | 0- 0       | 0- 0        | 5- 0          |      |      |       |           |
| 0- 2              | 0- 1     | 0- 1      | AWAY           | 0- 0       | 0- 0        | 0- 0          |      |      |       |           |
| 0- 1              | 0- 1     | 0- 0      | NEUTRAL        | 0- 0       | 0- 0        | 0- 0          |      |      |       |           |
| 6- 4              | 1- 3     | 0- 1      | NON-CONFERENCE | 0- 0       | 0- 0        | 5- 0          |      |      |       |           |
| 6- 1              | 1- 1     | 0- 0      | HOME           | 0- 0       | 0- 0        | 5- 0          |      |      |       |           |
| 0- 2              | 0- 1     | 0- 1      | AWAY           | 0- 0       | 0- 0        | 0- 0          |      |      |       |           |
| 0- 1              | 0- 1     | 0- 0      | NEUTRAL        | 0- 0       | 0- 0        | 0- 0          |      |      |       |           |
| 0- 0              | 0- 0     | 0- 0      | CONFERENCE     | 0- 0       | 0- 0        | 0- 0          |      |      |       |           |
| 0- 0              | 0- 0     | 0- 0      | HOME           | 0- 0       | 0- 0        | 0- 0          |      |      |       |           |
| 0- 0              | 0- 0     | 0- 0      | AWAY           | 0- 0       | 0- 0        | 0- 0          |      |      |       |           |
| 0- 0              | 0- 0     | 0- 0      | NEUTRAL        | 0- 0       | 0- 0        | 0- 0          |      |      |       |           |

| RPI 1-25                  |   |                 |       | RPI 26-50 |   |                  |       | RPI 51-100 |   |                 |       | Team's RPI: 80 |   |          |       | RPI 101+ |   |                  |       |
|---------------------------|---|-----------------|-------|-----------|---|------------------|-------|------------|---|-----------------|-------|----------------|---|----------|-------|----------|---|------------------|-------|
| RPI                       | S | Opponent        | Score | RPI       | S | Opponent         | Score | RPI        | S | Opponent        | Score | RPI            | S | Opponent | Score | RPI      | S | Opponent         | Score |
| 1                         | N | UConn           | 54 72 | 36        | A | Stanford         | 59 71 |            |   |                 |       |                |   |          |       | 158      | H | New Orleans      | 80 48 |
| 3                         | H | South Carolina  | 67 76 |           |   |                  |       |            |   |                 |       |                |   |          |       | 226      | H | UTRGV            | 85 61 |
| 5                         | A | Mississippi St. | 68 79 |           |   |                  |       |            |   |                 |       |                |   |          |       | 246      | H | UTSA             | 76 43 |
| 17                        | H | Tennessee       | 72 67 |           |   |                  |       |            |   |                 |       |                |   |          |       | 326      | H | Northwestern St. | 86 39 |
|                           |   |                 |       |           |   |                  |       |            |   |                 |       |                |   |          |       | 341      | H | Houston Baptist  | 98 46 |
| LAST 12 Division I GAMES: |   |                 |       |           |   |                  |       |            |   |                 |       |                |   |          |       |          |   |                  |       |
| 158                       | H | New Orleans     | 80 48 | 326       | H | Northwestern St. | 86 39 | 5          | A | Mississippi St. | 68 79 |                |   |          |       |          |   |                  |       |
| 246                       | H | UTSA            | 76 43 |           |   |                  |       | 341        | H | Houston Baptist | 98 46 | 36             | A | Stanford | 59 71 |          |   |                  |       |
| 226                       | H | UTRGV           | 85 61 |           |   |                  |       |            |   |                 |       |                |   |          |       |          |   |                  |       |
| 17                        | H | Tennessee       | 72 67 |           |   |                  |       |            |   |                 |       |                |   |          |       |          |   |                  |       |
| 1                         | N | UConn           | 54 72 |           |   |                  |       |            |   |                 |       |                |   |          |       |          |   |                  |       |
| 3                         | H | South Carolina  | 67 76 |           |   |                  |       |            |   |                 |       |                |   |          |       |          |   |                  |       |

Non-Div I Games:

Texas

|                   |          |           |                |            |             |               |      |      |       |           |
|-------------------|----------|-----------|----------------|------------|-------------|---------------|------|------|-------|-----------|
| Average RPI Win:  | 142      | WON-LOST  | WINNING        | LAST 10    | STRENGTH OF | OPP. STRENGTH | TEAM | ADJ. | CONF. | ADJ CONF. |
| Average RPI Loss: | 81       | RECORD    | PCT. RANK      | GAMES      | SCHEDULE    | OF SCHEDULE   | RPI  | RPI  | RPI   | RPI       |
| DIV. I ONLY       | 9- 3     | 60        | 7- 3           | 50         | 86          | 43            | 43   | 1    | 1     |           |
| DIV. I NON-CONF.  | 9- 3     | 60        | 9- 3           | 50         | 87          | 43            | 43   | 1    | 1     |           |
| TOTALS            | RPI 1-25 | RPI 26-50 | W-L RECORDS    | RPI 51-100 | RPI 101-150 | RPI 150+      |      |      |       |           |
| 9- 3              | 0- 0     | 1- 0      | OVERALL        | 2- 3       | 1- 0        | 5- 0          |      |      |       |           |
| 5- 1              | 0- 0     | 1- 0      | HOME           | 1- 1       | 0- 0        | 3- 0          |      |      |       |           |
| 2- 1              | 0- 0     | 0- 0      | AWAY           | 1- 1       | 0- 0        | 1- 0          |      |      |       |           |
| 2- 1              | 0- 0     | 0- 0      | NEUTRAL        | 0- 1       | 1- 0        | 1- 0          |      |      |       |           |
| 9- 3              | 0- 0     | 1- 0      | NON-CONFERENCE | 2- 3       | 1- 0        | 5- 0          |      |      |       |           |
| 5- 1              | 0- 0     | 1- 0      | HOME           | 1- 1       | 0- 0        | 3- 0          |      |      |       |           |
| 2- 1              | 0- 0     | 0- 0      | AWAY           | 1- 1       | 0- 0        | 1- 0          |      |      |       |           |
| 2- 1              | 0- 0     | 0- 0      | NEUTRAL        | 0- 1       | 1- 0        | 1- 0          |      |      |       |           |
| 0- 0              | 0- 0     | 0- 0      | CONFERENCE     | 0- 0       | 0- 0        | 0- 0          |      |      |       |           |
| 0- 0              | 0- 0     | 0- 0      | HOME           | 0- 0       | 0- 0        | 0- 0          |      |      |       |           |
| 0- 0              | 0- 0     | 0- 0      | AWAY           | 0- 0       | 0- 0        | 0- 0          |      |      |       |           |
| 0- 0              | 0- 0     | 0- 0      | NEUTRAL        | 0- 0       | 0- 0        | 0- 0          |      |      |       |           |

| RPI 1-25                  |   |          |       | RPI 26-50 |   |                     |       | Team's RPI: 43 |   |          |       | RPI 51-100 |   |                     |        | RPI 101+ |   |                    |        |
|---------------------------|---|----------|-------|-----------|---|---------------------|-------|----------------|---|----------|-------|------------|---|---------------------|--------|----------|---|--------------------|--------|
| RPI                       | S | Opponent | Score | RPI       | S | Opponent            | Score | RPI            | S | Opponent | Score | RPI        | S | Opponent            | Score  | RPI      | S | Opponent           | Score  |
|                           |   |          |       | 34        | H | Texas Tech          | 98 90 |                |   |          |       | 54         | H | SFA                 | 63 48  | 102      | N | Syracuse           | 105 84 |
|                           |   |          |       |           |   |                     |       |                |   |          |       | 61         | A | Little Rock         | 55 37  | 151      | A | TCU                | 75 67  |
|                           |   |          |       |           |   |                     |       |                |   |          |       | 67         | A | SMU                 | 53 54  | 164      | H | Central Ark.       | 74 49  |
|                           |   |          |       |           |   |                     |       |                |   |          |       | 77         | H | Southern California | 62 66  | 202      | H | Abilene Christian  | 71 45  |
|                           |   |          |       |           |   |                     |       |                |   |          |       | 100        | N | Dayton              | 57 74  | 212      | N | Southern U.        | 81 58  |
|                           |   |          |       |           |   |                     |       |                |   |          |       |            |   |                     |        | 299      | H | A&M-Corpus Christi | 84 55  |
| LAST 12 Division I GAMES: |   |          |       |           |   |                     |       |                |   |          |       |            |   |                     |        |          |   |                    |        |
|                           |   |          |       | 212       | N | Southern U.         | 81 58 |                |   |          |       | 102        | N | Syracuse            | 105 84 |          |   |                    |        |
|                           |   |          |       | 299       | H | A&M-Corpus Christi  | 84 55 |                |   |          |       | 100        | N | Dayton              | 57 74  |          |   |                    |        |
|                           |   |          |       | 151       | A | TCU                 | 75 67 |                |   |          |       | 61         | A | Little Rock         | 55 37  |          |   |                    |        |
|                           |   |          |       | 67        | A | SMU                 | 53 54 |                |   |          |       | 54         | H | SFA                 | 63 48  |          |   |                    |        |
|                           |   |          |       | 77        | H | Southern California | 62 66 |                |   |          |       | 34         | H | Texas Tech          | 98 90  |          |   |                    |        |
|                           |   |          |       | 202       | H | Abilene Christian   | 71 45 |                |   |          |       | 164        | H | Central Ark.        | 74 49  |          |   |                    |        |

Non-Div I Games:

Texas A&amp;M



## Texas Southern

Through Games Of Dec. 23, 2016

|                   |          |           |                |            |             |               |      |      |       |           |
|-------------------|----------|-----------|----------------|------------|-------------|---------------|------|------|-------|-----------|
| Average RPI Win:  | 267      | WON-LOST  | WINNING        | LAST 10    | STRENGTH OF | OPP. STRENGTH | TEAM | ADJ. | CONF. | ADJ CONF. |
| Average RPI Loss: | 160      | RECORD    | PCT. RANK      | GAMES      | SCHEDULE    | OF SCHEDULE   | RPI  | RPI  | RPI   | RPI       |
| DIV. I ONLY       | 5- 5     | 160       | 4- 5           | 338        | 150         | 236           | 236  | 29   | 29    |           |
| DIV. I NON-CONF.  | 5- 5     | 161       | 5- 5           | 338        | 151         | 237           | 237  | 29   | 29    |           |
| TOTALS            | RPI 1-25 | RPI 26-50 | W-L RECORDS    | RPI 51-100 | RPI 101-150 | RPI 150+      |      |      |       |           |
| 5- 5              | 0- 0     | 0- 0      | OVERALL        | 0- 1       | 0- 1        | 5- 3          |      |      |       |           |
| 0- 1              | 0- 0     | 0- 0      | HOME           | 0- 0       | 0- 1        | 0- 0          |      |      |       |           |
| 4- 4              | 0- 0     | 0- 0      | AWAY           | 0- 1       | 0- 0        | 4- 3          |      |      |       |           |
| 1- 0              | 0- 0     | 0- 0      | NEUTRAL        | 0- 0       | 0- 0        | 1- 0          |      |      |       |           |
| 5- 5              | 0- 0     | 0- 0      | NON-CONFERENCE | 0- 1       | 0- 1        | 5- 3          |      |      |       |           |
| 0- 1              | 0- 0     | 0- 0      | HOME           | 0- 0       | 0- 1        | 0- 0          |      |      |       |           |
| 4- 4              | 0- 0     | 0- 0      | AWAY           | 0- 1       | 0- 0        | 4- 3          |      |      |       |           |
| 1- 0              | 0- 0     | 0- 0      | NEUTRAL        | 0- 0       | 0- 0        | 1- 0          |      |      |       |           |
| 0- 0              | 0- 0     | 0- 0      | CONFERENCE     | 0- 0       | 0- 0        | 0- 0          |      |      |       |           |
| 0- 0              | 0- 0     | 0- 0      | HOME           | 0- 0       | 0- 0        | 0- 0          |      |      |       |           |
| 0- 0              | 0- 0     | 0- 0      | AWAY           | 0- 0       | 0- 0        | 0- 0          |      |      |       |           |
| 0- 0              | 0- 0     | 0- 0      | NEUTRAL        | 0- 0       | 0- 0        | 0- 0          |      |      |       |           |

| RPI 1-25                  |   |          |       | RPI 26-50 |   |                 |       | RPI 51-100 |   |          |       | RPI 101+           |     |                    |       | Team's RPI: 236 |    |
|---------------------------|---|----------|-------|-----------|---|-----------------|-------|------------|---|----------|-------|--------------------|-----|--------------------|-------|-----------------|----|
| RPI                       | S | Opponent | Score | RPI       | S | Opponent        | Score | RPI        | S | Opponent | Score | RPI                | S   | Opponent           | Score |                 |    |
|                           |   |          |       |           |   |                 |       | 67         | A | SMU      | 36    | 61                 | 125 | H                  | Rice  | 49              | 52 |
|                           |   |          |       |           |   |                 |       |            |   |          |       | 151                | A   | TCU                | 48    | 77              |    |
|                           |   |          |       |           |   |                 |       |            |   |          |       | 158                | A   | New Orleans        | 57    | 63              |    |
|                           |   |          |       |           |   |                 |       |            |   |          |       | 211                | N   | Presbyterian       | 74    | 62              |    |
|                           |   |          |       |           |   |                 |       |            |   |          |       | 233                | A   | FIU                | 70    | 62              |    |
|                           |   |          |       |           |   |                 |       |            |   |          |       | 245                | A   | Texas St.          | 66    | 53              |    |
|                           |   |          |       |           |   |                 |       |            |   |          |       | 299                | A   | A&M-Corpus Christi | 61    | 64              |    |
|                           |   |          |       |           |   |                 |       |            |   |          |       | 303                | A   | UTEP               | 89    | 68              |    |
|                           |   |          |       |           |   |                 |       |            |   |          |       | 341                | A   | Houston Baptist    | 50    | 34              |    |
| LAST 12 Division I GAMES: |   |          |       |           |   |                 |       |            |   |          |       |                    |     |                    |       |                 |    |
|                           |   |          |       | 151       | A | TCU             | 48    | 77         |   | 233      | A     | FIU                | 70  | 62                 |       |                 |    |
|                           |   |          |       | 125       | H | Rice            | 49    | 52         |   | 67       | A     | SMU                | 36  | 61                 |       |                 |    |
|                           |   |          |       | 341       | A | Houston Baptist | 50    | 34         |   | 299      | A     | A&M-Corpus Christi | 61  | 64                 |       |                 |    |
|                           |   |          |       | 158       | A | New Orleans     | 57    | 63         |   | 303      | A     | UTEP               | 89  | 68                 |       |                 |    |
|                           |   |          |       | 211       | N | Presbyterian    | 74    | 62         |   |          |       |                    |     |                    |       |                 |    |
|                           |   |          |       | 245       | A | Texas St.       | 66    | 53         |   |          |       |                    |     |                    |       |                 |    |

Non-Div I Games: P.R.-Bayamon 64 58

Texas Southern

■ Loss, 
 ■ Non-Conf, 
 ■ S Site, 
 ■ Home 
 ■ A Away 
 N Neutral

|                   |          |           |                |            |             |               |      |      |       |           |
|-------------------|----------|-----------|----------------|------------|-------------|---------------|------|------|-------|-----------|
| Average RPI Win:  | 274      | WON-LOST  | WINNING        | LAST 10    | STRENGTH OF | OPP. STRENGTH | TEAM | ADJ. | CONF. | ADJ CONF. |
| Average RPI Loss: | 147      | RECORD    | PCT. RANK      | GAMES      | SCHEDULE    | OF SCHEDULE   | RPI  | RPI  | RPI   | RPI       |
| DIV. I ONLY       | 5- 5     | 160       | 5- 4           | 321        | 179         | 245           | 245  | 19   | 19    |           |
| DIV. I NON-CONF.  | 5- 5     | 161       | 5- 5           | 321        | 179         | 246           | 246  | 19   | 19    |           |
| TOTALS            | RPI 1-25 | RPI 26-50 | W-L RECORDS    | RPI 51-100 | RPI 101-150 | RPI 150+      |      |      |       |           |
| 5- 5              | 0- 0     | 0- 1      | OVERALL        | 0- 1       | 0- 0        | 5- 3          |      |      |       |           |
| 3- 1              | 0- 0     | 0- 0      | HOME           | 0- 0       | 0- 0        | 3- 1          |      |      |       |           |
| 2- 4              | 0- 0     | 0- 1      | AWAY           | 0- 1       | 0- 0        | 2- 2          |      |      |       |           |
| 0- 0              | 0- 0     | 0- 0      | NEUTRAL        | 0- 0       | 0- 0        | 0- 0          |      |      |       |           |
| 5- 5              | 0- 0     | 0- 1      | NON-CONFERENCE | 0- 1       | 0- 0        | 5- 3          |      |      |       |           |
| 3- 1              | 0- 0     | 0- 0      | HOME           | 0- 0       | 0- 0        | 3- 1          |      |      |       |           |
| 2- 4              | 0- 0     | 0- 1      | AWAY           | 0- 1       | 0- 0        | 2- 2          |      |      |       |           |
| 0- 0              | 0- 0     | 0- 0      | NEUTRAL        | 0- 0       | 0- 0        | 0- 0          |      |      |       |           |
| 0- 0              | 0- 0     | 0- 0      | CONFERENCE     | 0- 0       | 0- 0        | 0- 0          |      |      |       |           |
| 0- 0              | 0- 0     | 0- 0      | HOME           | 0- 0       | 0- 0        | 0- 0          |      |      |       |           |
| 0- 0              | 0- 0     | 0- 0      | AWAY           | 0- 0       | 0- 0        | 0- 0          |      |      |       |           |
| 0- 0              | 0- 0     | 0- 0      | NEUTRAL        | 0- 0       | 0- 0        | 0- 0          |      |      |       |           |

| RPI 1-25                  |   |          |       | RPI 26-50 |   |                    |       | RPI 51-100 |   |                 |       | RPI 101+ Team's RPI: 245 |   |                    |       |
|---------------------------|---|----------|-------|-----------|---|--------------------|-------|------------|---|-----------------|-------|--------------------------|---|--------------------|-------|
| RPI                       | S | Opponent | Score | RPI       | S | Opponent           | Score | RPI        | S | Opponent        | Score | RPI                      | S | Opponent           | Score |
|                           |   |          |       | 32        | A | Baylor             | 24 90 | 67         | A | SMU             | 56 64 | 152                      | A | Prairie View       | 60 64 |
|                           |   |          |       |           |   |                    |       |            |   |                 |       | 162                      | A | Houston            | 61 56 |
|                           |   |          |       |           |   |                    |       |            |   |                 |       | 236                      | H | Texas Southern     | 53 66 |
|                           |   |          |       |           |   |                    |       |            |   |                 |       | 246                      | A | UTSA               | 47 72 |
|                           |   |          |       |           |   |                    |       |            |   |                 |       | 274                      | A | North Texas        | 59 58 |
|                           |   |          |       |           |   |                    |       |            |   |                 |       | 291                      | H | Sam Houston St.    | 69 46 |
|                           |   |          |       |           |   |                    |       |            |   |                 |       | 299                      | H | A&M-Corpus Christi | 57 50 |
|                           |   |          |       |           |   |                    |       |            |   |                 |       | 345                      | H | Incarnate Word     | 67 50 |
| LAST 12 Division I GAMES: |   |          |       |           |   |                    |       |            |   |                 |       |                          |   |                    |       |
|                           |   |          |       | 246       | A | UTSA               | 47 72 | 274        | A | North Texas     | 59 58 |                          |   |                    |       |
|                           |   |          |       | 162       | A | Houston            | 61 56 | 291        | H | Sam Houston St. | 69 46 |                          |   |                    |       |
|                           |   |          |       | 236       | H | Texas Southern     | 53 66 | 152        | A | Prairie View    | 60 64 |                          |   |                    |       |
|                           |   |          |       | 299       | H | A&M-Corpus Christi | 57 50 | 32         | A | Baylor          | 24 90 |                          |   |                    |       |
|                           |   |          |       | 345       | H | Incarnate Word     | 67 50 |            |   |                 |       |                          |   |                    |       |
|                           |   |          |       | 67        | A | SMU                | 56 64 |            |   |                 |       |                          |   |                    |       |

Non-Div I Games: St. Edward's 51 65

Texas St.

|                   |          |           |                |            |             |               |      |      |       |           |
|-------------------|----------|-----------|----------------|------------|-------------|---------------|------|------|-------|-----------|
| Average RPI Win:  | 167      | WON-LOST  | WINNING        | LAST 10    | STRENGTH OF | OPP. STRENGTH | TEAM | ADJ. | CONF. | ADJ CONF. |
| Average RPI Loss: | 51       | RECORD    | PCT. RANK      | GAMES      | SCHEDULE    | OF SCHEDULE   | RPI  | RPI  | RPI   | RPI       |
| DIV. I ONLY       | 8- 3     | 68        | 7- 3           | 44         | 123         | 34            | 34   | 4    | 4     |           |
| DIV. I NON-CONF.  | 8- 3     | 67        | 8- 3           | 44         | 124         | 34            | 34   | 4    | 4     |           |
| TOTALS            | RPI 1-25 | RPI 26-50 | W-L RECORDS    | RPI 51-100 | RPI 101-150 | RPI 150+      |      |      |       |           |
| 8- 3              | 0- 1     | 0- 1      | OVERALL        | 2- 1       | 1- 0        | 5- 0          |      |      |       |           |
| 7- 0              | 0- 0     | 0- 0      | HOME           | 1- 0       | 1- 0        | 5- 0          |      |      |       |           |
| 0- 3              | 0- 1     | 0- 1      | AWAY           | 0- 1       | 0- 0        | 0- 0          |      |      |       |           |
| 1- 0              | 0- 0     | 0- 0      | NEUTRAL        | 1- 0       | 0- 0        | 0- 0          |      |      |       |           |
| 8- 3              | 0- 1     | 0- 1      | NON-CONFERENCE | 2- 1       | 1- 0        | 5- 0          |      |      |       |           |
| 7- 0              | 0- 0     | 0- 0      | HOME           | 1- 0       | 1- 0        | 5- 0          |      |      |       |           |
| 0- 3              | 0- 1     | 0- 1      | AWAY           | 0- 1       | 0- 0        | 0- 0          |      |      |       |           |
| 1- 0              | 0- 0     | 0- 0      | NEUTRAL        | 1- 0       | 0- 0        | 0- 0          |      |      |       |           |
| 0- 0              | 0- 0     | 0- 0      | CONFERENCE     | 0- 0       | 0- 0        | 0- 0          |      |      |       |           |
| 0- 0              | 0- 0     | 0- 0      | HOME           | 0- 0       | 0- 0        | 0- 0          |      |      |       |           |
| 0- 0              | 0- 0     | 0- 0      | AWAY           | 0- 0       | 0- 0        | 0- 0          |      |      |       |           |
| 0- 0              | 0- 0     | 0- 0      | NEUTRAL        | 0- 0       | 0- 0        | 0- 0          |      |      |       |           |

| RPI 1-25                  |   |              |       | RPI 26-50 |   |              |       | Team's RPI: 34 |   |              |       | RPI 51-100 |   |              |       | RPI 101+ |   |          |       |
|---------------------------|---|--------------|-------|-----------|---|--------------|-------|----------------|---|--------------|-------|------------|---|--------------|-------|----------|---|----------|-------|
| RPI                       | S | Opponent     | Score | RPI       | S | Opponent     | Score | RPI            | S | Opponent     | Score | RPI        | S | Opponent     | Score | RPI      | S | Opponent | Score |
| 18                        | A | Miami (FL)   | 56 74 | 43        | A | Texas A&M    | 90 98 | 52             | H | UT Arlington | 79 60 | 148        | H | North Dakota | 90 80 |          |   |          |       |
|                           |   |              |       |           |   |              |       | 91             | A | Arkansas     | 60 66 | 152        | H | Prairie View | 85 43 |          |   |          |       |
|                           |   |              |       |           |   |              |       | 97             | N | Fordham      | 59 50 | 162        | H | Houston      | 84 60 |          |   |          |       |
|                           |   |              |       |           |   |              |       |                |   |              |       | 164        | H | Central Ark. | 79 45 |          |   |          |       |
|                           |   |              |       |           |   |              |       |                |   |              |       | 262        | H | New Mexico   | 69 58 |          |   |          |       |
|                           |   |              |       |           |   |              |       |                |   |              |       | 295        | H | Alcorn       | 90 37 |          |   |          |       |
| LAST 12 Division I GAMES: |   |              |       |           |   |              |       |                |   |              |       |            |   |              |       |          |   |          |       |
| 18                        | A | Miami (FL)   | 56 74 | 52        | H | UT Arlington | 79 60 |                |   |              |       |            |   |              |       |          |   |          |       |
| 97                        | N | Fordham      | 59 50 | 295       | H | Alcorn       | 90 37 |                |   |              |       |            |   |              |       |          |   |          |       |
| 262                       | H | New Mexico   | 69 58 | 164       | H | Central Ark. | 79 45 |                |   |              |       |            |   |              |       |          |   |          |       |
| 43                        | A | Texas A&M    | 90 98 | 162       | H | Houston      | 84 60 |                |   |              |       |            |   |              |       |          |   |          |       |
| 148                       | H | North Dakota | 90 80 | 91        | A | Arkansas     | 60 66 |                |   |              |       |            |   |              |       |          |   |          |       |
|                           |   |              |       | 152       | H | Prairie View | 85 43 |                |   |              |       |            |   |              |       |          |   |          |       |

Non-Div I Games:

Texas Tech

|                   |          |           |                |            |             |               |      |      |       |           |
|-------------------|----------|-----------|----------------|------------|-------------|---------------|------|------|-------|-----------|
| Average RPI Win:  | 215      | WON-LOST  | WINNING        | LAST 10    | STRENGTH OF | OPP. STRENGTH | TEAM | ADJ. | CONF. | ADJ CONF. |
| Average RPI Loss: | 16       | RECORD    | PCT. RANK      | GAMES      | SCHEDULE    | OF SCHEDULE   | RPI  | RPI  | RPI   | RPI       |
| DIV. I ONLY       | 8- 2     | 49        | 7- 2           | 262        | 20          | 107           | 107  | 9    | 9     |           |
| DIV. I NON-CONF.  | 8- 2     | 49        | 8- 2           | 263        | 20          | 106           | 106  | 9    | 9     |           |
| TOTALS            | RPI 1-25 | RPI 26-50 | W-L RECORDS    | RPI 51-100 | RPI 101-150 | RPI 150+      |      |      |       |           |
| 8- 2              | 0- 1     | 0- 1      | OVERALL        | 1- 0       | 0- 0        | 7- 0          |      |      |       |           |
| 4- 1              | 0- 1     | 0- 0      | HOME           | 0- 0       | 0- 0        | 4- 0          |      |      |       |           |
| 3- 0              | 0- 0     | 0- 0      | AWAY           | 1- 0       | 0- 0        | 2- 0          |      |      |       |           |
| 1- 1              | 0- 0     | 0- 1      | NEUTRAL        | 0- 0       | 0- 0        | 1- 0          |      |      |       |           |
| 8- 2              | 0- 1     | 0- 1      | NON-CONFERENCE | 1- 0       | 0- 0        | 7- 0          |      |      |       |           |
| 4- 1              | 0- 1     | 0- 0      | HOME           | 0- 0       | 0- 0        | 4- 0          |      |      |       |           |
| 3- 0              | 0- 0     | 0- 0      | AWAY           | 1- 0       | 0- 0        | 2- 0          |      |      |       |           |
| 1- 1              | 0- 0     | 0- 1      | NEUTRAL        | 0- 0       | 0- 0        | 1- 0          |      |      |       |           |
| 0- 0              | 0- 0     | 0- 0      | CONFERENCE     | 0- 0       | 0- 0        | 0- 0          |      |      |       |           |
| 0- 0              | 0- 0     | 0- 0      | HOME           | 0- 0       | 0- 0        | 0- 0          |      |      |       |           |
| 0- 0              | 0- 0     | 0- 0      | AWAY           | 0- 0       | 0- 0        | 0- 0          |      |      |       |           |
| 0- 0              | 0- 0     | 0- 0      | NEUTRAL        | 0- 0       | 0- 0        | 0- 0          |      |      |       |           |

| RPI 1-25                  |   |                    |       | RPI 26-50 |   |              |       | RPI 51-100 |   |                 |       | RPI 101+ |   |                    |       | Team's RPI: 107 |
|---------------------------|---|--------------------|-------|-----------|---|--------------|-------|------------|---|-----------------|-------|----------|---|--------------------|-------|-----------------|
| RPI                       | S | Opponent           | Score | RPI       | S | Opponent     | Score | RPI        | S | Opponent        | Score | RPI      | S | Opponent           | Score |                 |
| 2                         | H | Notre Dame         | 68 85 | 30        | N | UCLA         | 73 75 | 100        | A | Dayton          | 76 72 | 157      | A | Cleveland St.      | 92 59 |                 |
|                           |   |                    |       |           |   |              |       |            |   |                 |       | 161      | H | Detroit            | 72 66 |                 |
|                           |   |                    |       |           |   |              |       |            |   |                 |       | 194      | H | St. Bonaventure    | 74 50 |                 |
|                           |   |                    |       |           |   |              |       |            |   |                 |       | 240      | H | Rhode Island       | 65 50 |                 |
|                           |   |                    |       |           |   |              |       |            |   |                 |       | 280      | N | Davidson           | 76 41 |                 |
|                           |   |                    |       |           |   |              |       |            |   |                 |       | 292      | H | Ill.-Chicago       | 79 51 |                 |
|                           |   |                    |       |           |   |              |       |            |   |                 |       | 299      | A | A&M-Corpus Christi | 76 60 |                 |
| LAST 12 Division I GAMES: |   |                    |       |           |   |              |       |            |   |                 |       |          |   |                    |       |                 |
| 161                       | H | Detroit            | 72 66 | 2         | H | Notre Dame   | 68 85 | 194        | H | St. Bonaventure | 74 50 | 100      | A | Dayton             | 76 72 |                 |
| 157                       | A | Cleveland St.      | 92 59 | 292       | H | Ill.-Chicago | 79 51 | 30         | N | UCLA            | 73 75 | 280      | N | Davidson           | 76 41 |                 |
| 240                       | H | Rhode Island       | 65 50 |           |   |              |       |            |   |                 |       |          |   |                    |       |                 |
| 299                       | A | A&M-Corpus Christi | 76 60 |           |   |              |       |            |   |                 |       |          |   |                    |       |                 |

Non-Div I Games: Madonna 99 47

Toledo

|                   |          |           |                |            |             |               |      |      |       |           |
|-------------------|----------|-----------|----------------|------------|-------------|---------------|------|------|-------|-----------|
| Average RPI Win:  | 249      | WON-LOST  | WINNING        | LAST 10    | STRENGTH OF | OPP. STRENGTH | TEAM | ADJ. | CONF. | ADJ CONF. |
| Average RPI Loss: | 94       | RECORD    | PCT. RANK      | GAMES      | SCHEDULE    | OF SCHEDULE   | RPI  | RPI  | RPI   | RPI       |
| DIV. I ONLY       | 6- 4     | 126       | 6- 4           | 244        | 143         | 169           | 169  | 8    | 8     |           |
| DIV. I NON-CONF.  | 6- 4     | 124       | 6- 4           | 245        | 143         | 170           | 170  | 8    | 8     |           |
| TOTALS            | RPI 1-25 | RPI 26-50 | W-L RECORDS    | RPI 51-100 | RPI 101-150 | RPI 150+      |      |      |       |           |
| 6- 4              | 0- 2     | 0- 0      | OVERALL        | 0- 0       | 2- 1        | 4- 1          |      |      |       |           |
| 4- 2              | 0- 1     | 0- 0      | HOME           | 0- 0       | 2- 1        | 2- 0          |      |      |       |           |
| 2- 2              | 0- 1     | 0- 0      | AWAY           | 0- 0       | 0- 0        | 2- 1          |      |      |       |           |
| 0- 0              | 0- 0     | 0- 0      | NEUTRAL        | 0- 0       | 0- 0        | 0- 0          |      |      |       |           |
| 6- 4              | 0- 2     | 0- 0      | NON-CONFERENCE | 0- 0       | 2- 1        | 4- 1          |      |      |       |           |
| 4- 2              | 0- 1     | 0- 0      | HOME           | 0- 0       | 2- 1        | 2- 0          |      |      |       |           |
| 2- 2              | 0- 1     | 0- 0      | AWAY           | 0- 0       | 0- 0        | 2- 1          |      |      |       |           |
| 0- 0              | 0- 0     | 0- 0      | NEUTRAL        | 0- 0       | 0- 0        | 0- 0          |      |      |       |           |
| 0- 0              | 0- 0     | 0- 0      | CONFERENCE     | 0- 0       | 0- 0        | 0- 0          |      |      |       |           |
| 0- 0              | 0- 0     | 0- 0      | HOME           | 0- 0       | 0- 0        | 0- 0          |      |      |       |           |
| 0- 0              | 0- 0     | 0- 0      | AWAY           | 0- 0       | 0- 0        | 0- 0          |      |      |       |           |
| 0- 0              | 0- 0     | 0- 0      | NEUTRAL        | 0- 0       | 0- 0        | 0- 0          |      |      |       |           |

| RPI 1-25                  |   |              |       | RPI 26-50 |   |            |       | RPI 51-100 |   |              |       | RPI 101+ Team's RPI: 169 |   |              |       |
|---------------------------|---|--------------|-------|-----------|---|------------|-------|------------|---|--------------|-------|--------------------------|---|--------------|-------|
| RPI                       | S | Opponent     | Score | RPI       | S | Opponent   | Score | RPI        | S | Opponent     | Score | RPI                      | S | Opponent     | Score |
| 4                         | H | Georgetown   | 59 75 |           |   |            |       |            |   |              |       | 111                      | H | Rider        | 75 79 |
| 22                        | A | Maryland     | 63 97 |           |   |            |       |            |   |              |       | 113                      | H | George Mason | 79 75 |
|                           |   |              |       |           |   |            |       |            |   |              |       | 130                      | H | Cornell      | 68 63 |
|                           |   |              |       |           |   |            |       |            |   |              |       | 237                      | A | Colgate      | 71 76 |
|                           |   |              |       |           |   |            |       |            |   |              |       | 268                      | H | Coppin St.   | 69 65 |
|                           |   |              |       |           |   |            |       |            |   |              |       | 304                      | A | UMBC         | 59 48 |
|                           |   |              |       |           |   |            |       |            |   |              |       | 336                      | A | Wagner       | 69 40 |
|                           |   |              |       |           |   |            |       |            |   |              |       | 340                      | H | UMass Lowell | 90 56 |
| LAST 12 Division I GAMES: |   |              |       |           |   |            |       |            |   |              |       |                          |   |              |       |
| 111                       | H | Rider        | 75 79 | 268       | H | Coppin St. | 69 65 | 4          | H | Georgetown   | 59 75 |                          |   |              |       |
| 237                       | A | Colgate      | 71 76 |           |   |            |       | 113        | H | George Mason | 79 75 |                          |   |              |       |
| 22                        | A | Maryland     | 63 97 | 304       | A | UMBC       | 59 48 | 130        | H | Cornell      | 68 63 |                          |   |              |       |
| 340                       | H | UMass Lowell | 90 56 | 336       | A | Wagner     | 69 40 |            |   |              |       |                          |   |              |       |

Non-Div I Games:

Towson

|                   |          |           |                |            |             |               |      |      |       |           |
|-------------------|----------|-----------|----------------|------------|-------------|---------------|------|------|-------|-----------|
| Average RPI Win:  | 208      | WON-LOST  | WINNING        | LAST 10    | STRENGTH OF | OPP. STRENGTH | TEAM | ADJ. | CONF. | ADJ CONF. |
| Average RPI Loss: | 76       | RECORD    | PCT. RANK      | GAMES      | SCHEDULE    | OF SCHEDULE   | RPI  | RPI  | RPI   | RPI       |
| DIV. I ONLY       | 5- 4     | 142       | 5- 4           | 267        | 17          | 149           | 149  | 19   | 19    |           |
| DIV. I NON-CONF.  | 5- 4     | 141       | 5- 4           | 268        | 17          | 150           | 150  | 19   | 19    |           |
| TOTALS            | RPI 1-25 | RPI 26-50 | W-L RECORDS    | RPI 51-100 | RPI 101-150 | RPI 150+      |      |      |       |           |
| 5- 4              | 0- 1     | 0- 1      | OVERALL        | 1- 0       | 1- 2        | 3- 0          |      |      |       |           |
| 2- 1              | 0- 0     | 0- 0      | HOME           | 1- 0       | 0- 1        | 1- 0          |      |      |       |           |
| 1- 3              | 0- 0     | 0- 0      | AWAY           | 0- 0       | 0- 0        | 1- 0          |      |      |       |           |
| 2- 0              | 0- 0     | 0- 0      | NEUTRAL        | 0- 0       | 1- 0        | 1- 0          |      |      |       |           |
| 5- 4              | 0- 1     | 0- 1      | NON-CONFERENCE | 1- 0       | 1- 2        | 3- 0          |      |      |       |           |
| 2- 1              | 0- 0     | 0- 0      | HOME           | 1- 0       | 0- 1        | 1- 0          |      |      |       |           |
| 1- 3              | 0- 1     | 0- 1      | AWAY           | 0- 0       | 0- 1        | 1- 0          |      |      |       |           |
| 2- 0              | 0- 0     | 0- 0      | NEUTRAL        | 0- 0       | 1- 0        | 1- 0          |      |      |       |           |
| 0- 0              | 0- 0     | 0- 0      | CONFERENCE     | 0- 0       | 0- 0        | 0- 0          |      |      |       |           |
| 0- 0              | 0- 0     | 0- 0      | HOME           | 0- 0       | 0- 0        | 0- 0          |      |      |       |           |
| 0- 0              | 0- 0     | 0- 0      | AWAY           | 0- 0       | 0- 0        | 0- 0          |      |      |       |           |
| 0- 0              | 0- 0     | 0- 0      | NEUTRAL        | 0- 0       | 0- 0        | 0- 0          |      |      |       |           |

| RPI 1-25                  |   |              |        | RPI 26-50 |   |                |       | RPI 51-100 |   |          |       | RPI 101+ Team's RPI: 149 |   |                |        |
|---------------------------|---|--------------|--------|-----------|---|----------------|-------|------------|---|----------|-------|--------------------------|---|----------------|--------|
| RPI                       | S | Opponent     | Score  | RPI       | S | Opponent       | Score | RPI        | S | Opponent | Score | RPI                      | S | Opponent       | Score  |
| 17                        | A | Tennessee    | 84 110 | 40        | A | Auburn         | 52 61 | 86         | H | Belmont  | 91 74 | 105                      | A | Jacksonville   | 70 77  |
|                           |   |              |        |           |   |                |       |            |   |          |       | 129                      | N | Villanova      | 93 85  |
|                           |   |              |        |           |   |                |       |            |   |          |       | 140                      | H | UAB            | 77 81  |
|                           |   |              |        |           |   |                |       |            |   |          |       | 254                      | N | Loyola Chicago | 91 67  |
|                           |   |              |        |           |   |                |       |            |   |          |       | 265                      | H | Alabama St.    | 95 66  |
|                           |   |              |        |           |   |                |       |            |   |          |       | 304                      | A | Nicholls St.   | 100 75 |
| LAST 12 Division I GAMES: |   |              |        |           |   |                |       |            |   |          |       |                          |   |                |        |
| 17                        | A | Tennessee    | 84 110 | 254       | N | Loyola Chicago | 91 67 |            |   |          |       |                          |   |                |        |
| 140                       | H | UAB          | 77 81  | 129       | N | Villanova      | 93 85 |            |   |          |       |                          |   |                |        |
| 304                       | A | Nicholls St. | 100 75 | 86        | H | Belmont        | 91 74 |            |   |          |       |                          |   |                |        |
| 105                       | A | Jacksonville | 70 77  | 40        | A | Auburn         | 52 61 |            |   |          |       |                          |   |                |        |
| 265                       | H | Alabama St.  | 95 66  |           |   |                |       |            |   |          |       |                          |   |                |        |

Non-Div I Games: Thomas (GA) 110 55

Troy

T  
u  
l  
a  
n  
e

| Tulane            |          |           |           | Through Games Of Dec. 23, 2016 |             |               |      |             |       |           |
|-------------------|----------|-----------|-----------|--------------------------------|-------------|---------------|------|-------------|-------|-----------|
| Average RPI Win:  | 173      | WON-LOST  | WINNING   | LAST 10                        | STRENGTH OF | OPP. STRENGTH | TEAM | ADJ.        | CONF. | ADJ CONF. |
| Average RPI Loss: | 45       | RECORD    | PCT. RANK | GAMES                          | SCHEDULE    | OF SCHEDULE   | RPI  | RPI         | RPI   | RPI       |
| DIV. I ONLY       |          | 8- 4      | 102       | 7- 3                           | 65          | 36            | 53   | 53          | 7     | 7         |
| DIV. I NON-CONF.  |          | 8- 4      | 100       | 8- 4                           | 67          | 36            | 54   | 54          | 7     | 7         |
| -----             |          |           |           |                                |             |               |      |             |       |           |
| TOTALS            | RPI 1-25 | RPI 26-50 |           | W-L RECORDS                    |             | RPI 51-100    |      | RPI 101-150 |       | RPI 150+  |
| 8- 4              | 0- 2     | 1- 0      |           | OVERALL                        |             | 1- 1          |      | 2- 1        |       | 4- 0      |
| 6- 0              | 0- 0     | 1- 0      |           | HOME                           |             | 1- 0          |      | 2- 0        |       | 2- 0      |
| 1- 3              | 0- 1     | 0- 0      |           | AWAY                           |             | 0- 1          |      | 0- 1        |       | 1- 0      |
| 1- 1              | 0- 1     | 0- 0      |           | NEUTRAL                        |             | 0- 0          |      | 0- 0        |       | 1- 0      |
|                   |          |           |           |                                |             |               |      |             |       |           |
| 8- 4              | 0- 2     | 1- 0      |           | NON-CONFERENCE                 |             | 1- 1          |      | 2- 1        |       | 4- 0      |
| 6- 0              | 0- 0     | 1- 0      |           | HOME                           |             | 1- 0          |      | 2- 0        |       | 2- 0      |
| 1- 3              | 0- 1     | 0- 0      |           | AWAY                           |             | 0- 1          |      | 0- 1        |       | 1- 0      |
| 1- 1              | 0- 1     | 0- 0      |           | NEUTRAL                        |             | 0- 0          |      | 0- 0        |       | 1- 0      |
|                   |          |           |           |                                |             |               |      |             |       |           |
| 0- 0              | 0- 0     | 0- 0      |           | CONFERENCE                     |             | 0- 0          |      | 0- 0        |       | 0- 0      |
| 0- 0              | 0- 0     | 0- 0      |           | HOME                           |             | 0- 0          |      | 0- 0        |       | 0- 0      |
| 0- 0              | 0- 0     | 0- 0      |           | AWAY                           |             | 0- 0          |      | 0- 0        |       | 0- 0      |
| 0- 0              | 0- 0     | 0- 0      |           | NEUTRAL                        |             | 0- 0          |      | 0- 0        |       | 0- 0      |

| RPI 1-25                  |   |                    |       | RPI 26-50 |   |                    |       | RPI 51-100 Team's RPI: 53 |   |                    |       | RPI 101+ |   |                 |       |
|---------------------------|---|--------------------|-------|-----------|---|--------------------|-------|---------------------------|---|--------------------|-------|----------|---|-----------------|-------|
| RPI                       | S | Opponent           | Score | RPI       | S | Opponent           | Score | RPI                       | S | Opponent           | Score | RPI      | S | Opponent        | Score |
| 5                         | N | Mississippi St.    | 49 66 | 40        | H | Auburn             | 61 59 | 62                        | A | Vanderbilt         | 63 74 | 103      | A | Middle Tenn.    | 59 62 |
| 9                         | A | LSU                | 51 69 |           |   |                    |       | 78                        | H | North Carolina St. | 63 58 | 137      | H | Eastern Wash.   | 63 51 |
|                           |   |                    |       |           |   |                    |       |                           |   |                    |       | 139      | H | Southern Miss.  | 86 67 |
|                           |   |                    |       |           |   |                    |       |                           |   |                    |       | 220      | H | Grambling       | 79 56 |
|                           |   |                    |       |           |   |                    |       |                           |   |                    |       | 246      | A | UTSA            | 75 66 |
|                           |   |                    |       |           |   |                    |       |                           |   |                    |       | 257      | N | Eastern Mich.   | 62 50 |
|                           |   |                    |       |           |   |                    |       |                           |   |                    |       | 264      | H | McNeese         | 82 65 |
| LAST 12 Division I GAMES: |   |                    |       |           |   |                    |       |                           |   |                    |       |          |   |                 |       |
| 78                        | H | North Carolina St. | 63 58 | 40        | H | Auburn             | 61 59 | 137                       | H | Eastern Wash.      | 63 51 | 5        | N | Mississippi St. | 49 66 |
| 9                         | A | LSU                | 51 69 | 62        | A | Vanderbilt         | 63 74 | 139                       | H | Southern Miss.     | 86 67 | 220      | H | Grambling       | 79 56 |
| 62                        | A | Vanderbilt         | 63 74 | 103       | A | Middle Tenn.       | 59 62 | 257                       | N | Eastern Mich.      | 62 50 | 246      | A | UTSA            | 75 66 |
| 264                       | H | McNeese            | 82 65 | 78        | H | North Carolina St. | 63 58 | 264                       | H | McNeese            | 82 65 |          |   |                 |       |
| 246                       | A | UTSA               | 75 66 |           |   |                    |       |                           |   |                    |       |          |   |                 |       |

Non-Div I Games:

Tulane

T  
u  
l  
a  
n  
e

|                   |          |           |                |            |             |               |      |      |       |           |
|-------------------|----------|-----------|----------------|------------|-------------|---------------|------|------|-------|-----------|
| Average RPI Win:  | 244      | WON-LOST  | WINNING        | LAST 10    | STRENGTH OF | OPP. STRENGTH | TEAM | ADJ. | CONF. | ADJ CONF. |
| Average RPI Loss: | 88       | RECORD    | PCT. RANK      | GAMES      | SCHEDULE    | OF SCHEDULE   | RPI  | RPI  | RPI   | RPI       |
| DIV. I ONLY       | 4- 9     | 248       | 3- 7           | 90         | 115         | 185           | 185  | 7    | 7     |           |
| DIV. I NON-CONF.  | 4- 9     | 247       | 3- 9           | 92         | 116         | 184           | 184  | 7    | 7     |           |
| TOTALS            | RPI 1-25 | RPI 26-50 | W-L RECORDS    | RPI 51-100 | RPI 101-150 | RPI 150+      |      |      |       |           |
| 4- 9              | 0- 2     | 0- 1      | OVERALL        | 0- 4       | 0- 1        | 4- 1          |      |      |       |           |
| 2- 3              | 0- 0     | 0- 1      | HOME           | 0- 2       | 0- 0        | 2- 0          |      |      |       |           |
| 2- 5              | 0- 2     | 0- 0      | AWAY           | 0- 1       | 0- 1        | 2- 1          |      |      |       |           |
| 0- 1              | 0- 0     | 0- 0      | NEUTRAL        | 0- 1       | 0- 0        | 0- 0          |      |      |       |           |
| 4- 9              | 0- 2     | 0- 1      | NON-CONFERENCE | 0- 4       | 0- 1        | 4- 1          |      |      |       |           |
| 2- 3              | 0- 0     | 0- 1      | HOME           | 0- 2       | 0- 0        | 2- 0          |      |      |       |           |
| 2- 5              | 0- 2     | 0- 0      | AWAY           | 0- 1       | 0- 1        | 2- 1          |      |      |       |           |
| 0- 1              | 0- 0     | 0- 0      | NEUTRAL        | 0- 1       | 0- 0        | 0- 0          |      |      |       |           |
| 0- 0              | 0- 0     | 0- 0      | CONFERENCE     | 0- 0       | 0- 0        | 0- 0          |      |      |       |           |
| 0- 0              | 0- 0     | 0- 0      | HOME           | 0- 0       | 0- 0        | 0- 0          |      |      |       |           |
| 0- 0              | 0- 0     | 0- 0      | AWAY           | 0- 0       | 0- 0        | 0- 0          |      |      |       |           |
| 0- 0              | 0- 0     | 0- 0      | NEUTRAL        | 0- 0       | 0- 0        | 0- 0          |      |      |       |           |

| RPI 1-25                  |   |              |       | RPI 26-50 |   |              |       | RPI 51-100 |   |              |       | RPI 101+ Team's RPI: 185 |   |              |       |
|---------------------------|---|--------------|-------|-----------|---|--------------|-------|------------|---|--------------|-------|--------------------------|---|--------------|-------|
| RPI                       | S | Opponent     | Score | RPI       | S | Opponent     | Score | RPI        | S | Opponent     | Score | RPI                      | S | Opponent     | Score |
| 20                        | A | Kansas St.   | 62 82 | 47        | H | South Dakota | 68 71 | 59         | N | BYU          | 56 71 | 144                      | A | Indiana St.  | 68 72 |
| 21                        | A | Oklahoma     | 68 85 |           |   |              |       | 61         | H | Little Rock  | 58 63 | 156                      | H | Saint Louis  | 70 64 |
|                           |   |              |       |           |   |              |       | 73         | A | Oral Roberts | 68 76 | 262                      | A | New Mexico   | 67 64 |
|                           |   |              |       |           |   |              |       | 91         | H | Arkansas     | 50 57 | 274                      | H | North Texas  | 63 58 |
|                           |   |              |       |           |   |              |       |            |   |              |       | 277                      | A | Arkansas St. | 80 83 |
|                           |   |              |       |           |   |              |       |            |   |              |       | 284                      | A | UMKC         | 80 70 |
| LAST 12 Division I GAMES: |   |              |       |           |   |              |       |            |   |              |       |                          |   |              |       |
| 156                       | H | Saint Louis  | 70 64 | 144       | A | Indiana St.  | 68 72 | 61         | H | Little Rock  | 58 63 |                          |   |              |       |
| 21                        | A | Oklahoma     | 68 85 |           |   |              |       | 262        | A | New Mexico   | 67 64 |                          |   |              |       |
| 277                       | A | Arkansas St. | 80 83 | 47        | H | South Dakota | 68 71 | 73         | A | Oral Roberts | 68 76 |                          |   |              |       |
| 274                       | H | North Texas  | 63 58 |           |   |              |       | 20         | A | Kansas St.   | 62 82 |                          |   |              |       |
| 91                        | H | Arkansas     | 50 57 |           |   |              |       |            |   |              |       |                          |   |              |       |
| 59                        | N | BYU          | 56 71 |           |   |              |       |            |   |              |       |                          |   |              |       |

Non-Div I Games:

Tulsa

■ Loss, 
 ■ Non-Conf, 
 ■ S Site, 
 ■ H Home 
 ■ A Away 
 N Neutral



|                   |          |           |                |            |             |               |      |      |       |           |
|-------------------|----------|-----------|----------------|------------|-------------|---------------|------|------|-------|-----------|
| Average RPI Win:  | 195      | WON-LOST  | WINNING        | LAST 10    | STRENGTH OF | OPP. STRENGTH | TEAM | ADJ. | CONF. | ADJ CONF. |
| Average RPI Loss: | 63       | RECORD    | PCT. RANK      | GAMES      | SCHEDULE    | OF SCHEDULE   | RPI  | RPI  | RPI   | RPI       |
| DIV. I ONLY       | 6- 4     | 126       | 6- 4           | 233        | 26          | 140           | 140  | 16   | 16    |           |
| DIV. I NON-CONF.  | 6- 4     | 124       | 6- 4           | 235        | 26          | 141           | 141  | 16   | 16    |           |
| TOTALS            | RPI 1-25 | RPI 26-50 | W-L RECORDS    | RPI 51-100 | RPI 101-150 | RPI 150+      |      |      |       |           |
| 6- 4              | 0- 2     | 0- 0      | OVERALL        | 0- 1       | 1- 1        | 5- 0          |      |      |       |           |
| 3- 2              | 0- 1     | 0- 0      | HOME           | 0- 1       | 0- 0        | 3- 0          |      |      |       |           |
| 2- 2              | 0- 1     | 0- 0      | AWAY           | 0- 0       | 1- 1        | 1- 0          |      |      |       |           |
| 1- 0              | 0- 0     | 0- 0      | NEUTRAL        | 0- 0       | 0- 0        | 1- 0          |      |      |       |           |
| 6- 4              | 0- 2     | 0- 0      | NON-CONFERENCE | 0- 1       | 1- 1        | 5- 0          |      |      |       |           |
| 3- 2              | 0- 1     | 0- 0      | HOME           | 0- 1       | 0- 0        | 3- 0          |      |      |       |           |
| 2- 2              | 0- 1     | 0- 0      | AWAY           | 0- 0       | 1- 1        | 1- 0          |      |      |       |           |
| 1- 0              | 0- 0     | 0- 0      | NEUTRAL        | 0- 0       | 0- 0        | 1- 0          |      |      |       |           |
| 0- 0              | 0- 0     | 0- 0      | CONFERENCE     | 0- 0       | 0- 0        | 0- 0          |      |      |       |           |
| 0- 0              | 0- 0     | 0- 0      | HOME           | 0- 0       | 0- 0        | 0- 0          |      |      |       |           |
| 0- 0              | 0- 0     | 0- 0      | AWAY           | 0- 0       | 0- 0        | 0- 0          |      |      |       |           |
| 0- 0              | 0- 0     | 0- 0      | NEUTRAL        | 0- 0       | 0- 0        | 0- 0          |      |      |       |           |

| RPI                       | S | Opponent         | Score | RPI | S | Opponent     | Score | RPI | S | Opponent | Score | RPI | S | Opponent         | Score | Team's RPI: 140 |
|---------------------------|---|------------------|-------|-----|---|--------------|-------|-----|---|----------|-------|-----|---|------------------|-------|-----------------|
| 6                         | H | Florida St.      | 47 93 |     |   |              |       | 86  | H | Belmont  | 58 72 | 141 | A | Samford          | 49 52 |                 |
| 19                        | A | DePaul           | 80 90 |     |   |              |       |     |   |          |       | 149 | A | Troy             | 81 77 |                 |
|                           |   |                  |       |     |   |              |       |     |   |          |       | 153 | A | Southern Ill.    | 64 49 |                 |
|                           |   |                  |       |     |   |              |       |     |   |          |       | 170 | N | Gardner-Webb     | 59 49 |                 |
|                           |   |                  |       |     |   |              |       |     |   |          |       | 183 | H | South Ala.       | 66 41 |                 |
|                           |   |                  |       |     |   |              |       |     |   |          |       | 200 | H | Mississippi Val. | 80 46 |                 |
|                           |   |                  |       |     |   |              |       |     |   |          |       | 317 | H | High Point       | 75 66 |                 |
| LAST 12 Division I GAMES: |   |                  |       |     |   |              |       |     |   |          |       |     |   |                  |       |                 |
| 6                         | H | Florida St.      | 47 93 | 183 | H | South Ala.   | 66 41 |     |   |          |       |     |   |                  |       |                 |
| 141                       | A | Samford          | 49 52 | 149 | A | Troy         | 81 77 |     |   |          |       |     |   |                  |       |                 |
| 153                       | A | Southern Ill.    | 64 49 | 19  | A | DePaul       | 80 90 |     |   |          |       |     |   |                  |       |                 |
| 200                       | H | Mississippi Val. | 80 46 | 170 | N | Gardner-Webb | 59 49 |     |   |          |       |     |   |                  |       |                 |
| 317                       | H | High Point       | 75 66 |     |   |              |       |     |   |          |       |     |   |                  |       |                 |
| 86                        | H | Belmont          | 58 72 |     |   |              |       |     |   |          |       |     |   |                  |       |                 |

Non-Div I Games:

UAB

■ Loss, 
 ■ Non-Conf, 
 S Site, 
 ■ Home 
 ■ Away 
 N Neutral

|                   |          |           |                |            |             |               |      |      |       |           |
|-------------------|----------|-----------|----------------|------------|-------------|---------------|------|------|-------|-----------|
| Average RPI Win:  | 190      | WON-LOST  | WINNING        | LAST 10    | STRENGTH OF | OPP. STRENGTH | TEAM | ADJ. | CONF. | ADJ CONF. |
| Average RPI Loss: | 50       | RECORD    | PCT. RANK      | GAMES      | SCHEDULE    | OF SCHEDULE   | RPI  | RPI  | RPI   | RPI       |
| DIV. I ONLY       | 7- 3     | 89        | 6- 3           | 134        | 64          | 71            | 71   | 21   | 21    |           |
| DIV. I NON-CONF.  | 7- 3     | 87        | 7- 3           | 135        | 64          | 72            | 72   | 21   | 21    |           |
| TOTALS            | RPI 1-25 | RPI 26-50 | W-L RECORDS    | RPI 51-100 | RPI 101-150 | RPI 150+      |      |      |       |           |
| 7- 3              | 0- 1     | 0- 1      | OVERALL        | 0- 0       | 2- 1        | 5- 0          |      |      |       |           |
| 4- 1              | 0- 0     | 0- 0      | HOME           | 0- 0       | 2- 1        | 2- 0          |      |      |       |           |
| 3- 2              | 0- 1     | 0- 1      | AWAY           | 0- 0       | 0- 0        | 3- 0          |      |      |       |           |
| 0- 0              | 0- 0     | 0- 0      | NEUTRAL        | 0- 0       | 0- 0        | 0- 0          |      |      |       |           |
| 7- 3              | 0- 1     | 0- 1      | NON-CONFERENCE | 0- 0       | 2- 1        | 5- 0          |      |      |       |           |
| 4- 1              | 0- 0     | 0- 0      | HOME           | 0- 0       | 2- 1        | 2- 0          |      |      |       |           |
| 3- 2              | 0- 1     | 0- 1      | AWAY           | 0- 0       | 0- 0        | 3- 0          |      |      |       |           |
| 0- 0              | 0- 0     | 0- 0      | NEUTRAL        | 0- 0       | 0- 0        | 0- 0          |      |      |       |           |
| 0- 0              | 0- 0     | 0- 0      | CONFERENCE     | 0- 0       | 0- 0        | 0- 0          |      |      |       |           |
| 0- 0              | 0- 0     | 0- 0      | HOME           | 0- 0       | 0- 0        | 0- 0          |      |      |       |           |
| 0- 0              | 0- 0     | 0- 0      | AWAY           | 0- 0       | 0- 0        | 0- 0          |      |      |       |           |
| 0- 0              | 0- 0     | 0- 0      | NEUTRAL        | 0- 0       | 0- 0        | 0- 0          |      |      |       |           |

| RPI 1-25                  |   |            |       | RPI 26-50 |   |               |       | RPI 51-100 |   |          |       | Team's RPI: 71 |   |                 |        | RPI 101+ |   |          |       |
|---------------------------|---|------------|-------|-----------|---|---------------|-------|------------|---|----------|-------|----------------|---|-----------------|--------|----------|---|----------|-------|
| RPI                       | S | Opponent   | Score | RPI       | S | Opponent      | Score | RPI        | S | Opponent | Score | RPI            | S | Opponent        | Score  | RPI      | S | Opponent | Score |
| 7                         | A | Oregon St. | 52 93 | 36        | A | Stanford      | 42 68 |            |   |          |       | 106            | H | Hofstra         | 60 64  |          |   |          |       |
|                           |   |            |       |           |   |               |       |            |   |          |       | 108            | H | St. Mary's (CA) | 68 66  |          |   |          |       |
|                           |   |            |       |           |   |               |       |            |   |          |       | 112            | H | Montana St.     | 70 62  |          |   |          |       |
|                           |   |            |       |           |   |               |       |            |   |          |       | 177            | A | San Francisco   | 78 58  |          |   |          |       |
|                           |   |            |       |           |   |               |       |            |   |          |       | 186            | H | Portland        | 66 52  |          |   |          |       |
|                           |   |            |       |           |   |               |       |            |   |          |       | 232            | A | Pacific         | 95 87  |          |   |          |       |
|                           |   |            |       |           |   |               |       |            |   |          |       | 256            | A | Sacramento St.  | 110 78 |          |   |          |       |
|                           |   |            |       |           |   |               |       |            |   |          |       | 261            | H | San Diego St.   | 75 55  |          |   |          |       |
| LAST 12 Division I GAMES: |   |            |       |           |   |               |       |            |   |          |       |                |   |                 |        |          |   |          |       |
|                           |   |            |       | 36        | A | Stanford      | 42 68 |            |   |          |       | 177            | A | San Francisco   | 78 58  |          |   |          |       |
|                           |   |            |       | 261       | H | San Diego St. | 75 55 |            |   |          |       | 256            | A | Sacramento St.  | 110 78 |          |   |          |       |
|                           |   |            |       | 106       | H | Hofstra       | 60 64 |            |   |          |       | 7              | A | Oregon St.      | 52 93  |          |   |          |       |
|                           |   |            |       | 112       | H | Montana St.   | 70 62 |            |   |          |       | 108            | H | St. Mary's (CA) | 68 66  |          |   |          |       |
|                           |   |            |       | 232       | A | Pacific       | 95 87 |            |   |          |       |                |   |                 |        |          |   |          |       |
|                           |   |            |       | 186       | H | Portland      | 66 52 |            |   |          |       |                |   |                 |        |          |   |          |       |

Non-Div I Games: Holy Names 91 51

UC Davis

|                   |          |           |                |            |             |               |      |      |       |           |
|-------------------|----------|-----------|----------------|------------|-------------|---------------|------|------|-------|-----------|
| Average RPI Win:  | 255      | WON-LOST  | WINNING        | LAST 10    | STRENGTH OF | OPP. STRENGTH | TEAM | ADJ. | CONF. | ADJ CONF. |
| Average RPI Loss: | 168      | RECORD    | PCT. RANK      | GAMES      | SCHEDULE    | OF SCHEDULE   | RPI  | RPI  | RPI   | RPI       |
| DIV. I ONLY       | 1- 12    | 334       | 1- 9           | 163        | 277         | 310           | 310  | 21   | 21    |           |
| DIV. I NON-CONF.  | 1- 12    | 334       | 1- 11          | 163        | 275         | 310           | 310  | 21   | 21    |           |
| TOTALS            | RPI 1-25 | RPI 26-50 | W-L RECORDS    | RPI 51-100 | RPI 101-150 | RPI 150+      |      |      |       |           |
| 1- 12             | 0- 0     | 0- 0      | OVERALL        | 0- 3       | 0- 2        | 1- 7          |      |      |       |           |
| 0- 6              | 0- 0     | 0- 0      | HOME           | 0- 2       | 0- 1        | 0- 3          |      |      |       |           |
| 1- 5              | 0- 0     | 0- 0      | AWAY           | 0- 1       | 0- 0        | 1- 4          |      |      |       |           |
| 0- 1              | 0- 0     | 0- 0      | NEUTRAL        | 0- 0       | 0- 1        | 0- 0          |      |      |       |           |
| 1- 12             | 0- 0     | 0- 0      | NON-CONFERENCE | 0- 3       | 0- 2        | 1- 7          |      |      |       |           |
| 0- 6              | 0- 0     | 0- 0      | HOME           | 0- 2       | 0- 1        | 0- 3          |      |      |       |           |
| 1- 5              | 0- 0     | 0- 0      | AWAY           | 0- 1       | 0- 0        | 1- 4          |      |      |       |           |
| 0- 1              | 0- 0     | 0- 0      | NEUTRAL        | 0- 0       | 0- 1        | 0- 0          |      |      |       |           |
| 0- 0              | 0- 0     | 0- 0      | CONFERENCE     | 0- 0       | 0- 0        | 0- 0          |      |      |       |           |
| 0- 0              | 0- 0     | 0- 0      | HOME           | 0- 0       | 0- 0        | 0- 0          |      |      |       |           |
| 0- 0              | 0- 0     | 0- 0      | AWAY           | 0- 0       | 0- 0        | 0- 0          |      |      |       |           |
| 0- 0              | 0- 0     | 0- 0      | NEUTRAL        | 0- 0       | 0- 0        | 0- 0          |      |      |       |           |

| RPI 1-25                  |   |          |       | RPI 26-50 |   |                  |       | RPI 51-100 |     |                     |                     | RPI 101+ |     |          |                  | Team's RPI: 310 |    |
|---------------------------|---|----------|-------|-----------|---|------------------|-------|------------|-----|---------------------|---------------------|----------|-----|----------|------------------|-----------------|----|
| RPI                       | S | Opponent | Score | RPI       | S | Opponent         | Score | RPI        | S   | Opponent            | Score               | RPI      | S   | Opponent | Score            |                 |    |
|                           |   |          |       |           |   |                  |       | 57         | H   | UNLV                | 46                  | 62       | 131 | N        | Fresno St.       | 45              | 63 |
|                           |   |          |       |           |   |                  |       | 68         | A   | Gonzaga             | 38                  | 102      | 133 | H        | Southern Utah    | 58              | 70 |
|                           |   |          |       |           |   |                  |       | 77         | H   | Southern California | 45                  | 83       | 156 | H        | Saint Louis      | 69              | 79 |
|                           |   |          |       |           |   |                  |       |            |     |                     |                     |          | 187 | A        | Idaho St.        | 54              | 65 |
|                           |   |          |       |           |   |                  |       |            |     |                     |                     |          | 201 | A        | Utah St.         | 52              | 66 |
|                           |   |          |       |           |   |                  |       |            |     |                     |                     |          | 231 | A        | Loyola Marymount | 39              | 58 |
|                           |   |          |       |           |   |                  |       |            |     |                     |                     |          | 235 | A        | Portland St.     | 73              | 79 |
|                           |   |          |       |           |   |                  |       |            |     |                     |                     |          | 255 | A        | Nevada           | 72              | 59 |
|                           |   |          |       |           |   |                  |       |            |     |                     |                     |          | 256 | H        | Sacramento St.   | 70              | 78 |
|                           |   |          |       |           |   |                  |       |            |     |                     |                     |          | 286 | H        | CSU Bakersfield  | 66              | 86 |
| LAST 12 Division I GAMES: |   |          |       |           |   |                  |       |            |     |                     |                     |          |     |          |                  |                 |    |
|                           |   |          |       | 255       | A | Nevada           | 72    | 59         | 77  | H                   | Southern California | 45       | 83  |          |                  |                 |    |
|                           |   |          |       | 131       | N | Fresno St.       | 45    | 63         | 133 | H                   | Southern Utah       | 58       | 70  |          |                  |                 |    |
|                           |   |          |       | 231       | A | Loyola Marymount | 39    | 58         | 286 | H                   | CSU Bakersfield     | 66       | 86  |          |                  |                 |    |
|                           |   |          |       | 187       | A | Idaho St.        | 54    | 65         | 57  | H                   | UNLV                | 46       | 62  |          |                  |                 |    |
|                           |   |          |       | 201       | A | Utah St.         | 52    | 66         | 256 | H                   | Sacramento St.      | 70       | 78  |          |                  |                 |    |
|                           |   |          |       | 68        | A | Gonzaga          | 38    | 102        | 235 | A                   | Portland St.        | 73       | 79  |          |                  |                 |    |

Non-Div I Games:

UC Irvine

■ Loss, 
 ■ Non-Conf, 
 ■ S Site, 
 ■ H Home 
 ■ A Away 
 N Neutral

## UC Riverside

Through Games Of Dec. 23, 2016

|                   |          |           |                |            |             |               |      |      |       |           |
|-------------------|----------|-----------|----------------|------------|-------------|---------------|------|------|-------|-----------|
| Average RPI Win:  | 240      | WON-LOST  | WINNING        | LAST 10    | STRENGTH OF | OPP. STRENGTH | TEAM | ADJ. | CONF. | ADJ CONF. |
| Average RPI Loss: | 64       | RECORD    | PCT. RANK      | GAMES      | SCHEDULE    | OF SCHEDULE   | RPI  | RPI  | RPI   | RPI       |
| DIV. I ONLY       | 5- 5     | 160       | 5- 5           | 55         | 203         | 101           | 101  | 21   | 21    |           |
| DIV. I NON-CONF.  | 5- 5     | 161       | 5- 5           | 56         | 202         | 100           | 100  | 21   | 21    |           |
| TOTALS            | RPI 1-25 | RPI 26-50 | W-L RECORDS    | RPI 51-100 | RPI 101-150 | RPI 150+      |      |      |       |           |
| 5- 5              | 0- 1     | 0- 1      | OVERALL        | 0- 2       | 1- 1        | 4- 0          |      |      |       |           |
| 3- 1              | 0- 0     | 0- 1      | HOME           | 0- 0       | 1- 0        | 2- 0          |      |      |       |           |
| 2- 4              | 0- 1     | 0- 0      | AWAY           | 0- 2       | 0- 1        | 2- 0          |      |      |       |           |
| 0- 0              | 0- 0     | 0- 0      | NEUTRAL        | 0- 0       | 0- 0        | 0- 0          |      |      |       |           |
| 5- 5              | 0- 1     | 0- 1      | NON-CONFERENCE | 0- 2       | 1- 1        | 4- 0          |      |      |       |           |
| 3- 1              | 0- 0     | 0- 1      | HOME           | 0- 0       | 1- 0        | 2- 0          |      |      |       |           |
| 2- 4              | 0- 1     | 0- 0      | AWAY           | 0- 2       | 0- 1        | 2- 0          |      |      |       |           |
| 0- 0              | 0- 0     | 0- 0      | NEUTRAL        | 0- 0       | 0- 0        | 0- 0          |      |      |       |           |
| 0- 0              | 0- 0     | 0- 0      | CONFERENCE     | 0- 0       | 0- 0        | 0- 0          |      |      |       |           |
| 0- 0              | 0- 0     | 0- 0      | HOME           | 0- 0       | 0- 0        | 0- 0          |      |      |       |           |
| 0- 0              | 0- 0     | 0- 0      | AWAY           | 0- 0       | 0- 0        | 0- 0          |      |      |       |           |
| 0- 0              | 0- 0     | 0- 0      | NEUTRAL        | 0- 0       | 0- 0        | 0- 0          |      |      |       |           |

| RPI 1-25                  |   |                     |       | RPI 26-50 |   |                  |       | RPI 51-100 |   |                     |       | RPI 101+ Team's RPI: 101 |   |                  |       |
|---------------------------|---|---------------------|-------|-----------|---|------------------|-------|------------|---|---------------------|-------|--------------------------|---|------------------|-------|
| RPI                       | S | Opponent            | Score | RPI       | S | Opponent         | Score | RPI        | S | Opponent            | Score | RPI                      | S | Opponent         | Score |
| 23                        | A | California          | 56 71 | 47        | H | South Dakota     | 55 61 | 55         | A | Missouri            | 62 68 | 119                      | A | Kansas           | 84 90 |
|                           |   |                     |       |           |   |                  |       | 77         | A | Southern California | 49 67 | 142                      | H | Grand Canyon     | 77 64 |
|                           |   |                     |       |           |   |                  |       |            |   |                     |       | 231                      | A | Loyola Marymount | 75 72 |
|                           |   |                     |       |           |   |                  |       |            |   |                     |       | 261                      | H | San Diego St.    | 72 44 |
|                           |   |                     |       |           |   |                  |       |            |   |                     |       | 278                      | H | Seattle U        | 58 54 |
|                           |   |                     |       |           |   |                  |       |            |   |                     |       | 286                      | A | CSU Bakersfield  | 71 66 |
| LAST 12 Division I GAMES: |   |                     |       |           |   |                  |       |            |   |                     |       |                          |   |                  |       |
| 47                        | H | South Dakota        | 55 61 | 119       | A | Kansas           | 84 90 |            |   |                     |       |                          |   |                  |       |
| 23                        | A | California          | 56 71 | 55        | A | Missouri         | 62 68 |            |   |                     |       |                          |   |                  |       |
| 77                        | A | Southern California | 49 67 | 231       | A | Loyola Marymount | 75 72 |            |   |                     |       |                          |   |                  |       |
| 261                       | H | San Diego St.       | 72 44 | 286       | A | CSU Bakersfield  | 71 66 |            |   |                     |       |                          |   |                  |       |
|                           |   |                     |       | 278       | H | Seattle U        | 58 54 |            |   |                     |       |                          |   |                  |       |
|                           |   |                     |       | 142       | H | Grand Canyon     | 77 64 |            |   |                     |       |                          |   |                  |       |

Non-Div I Games:

UC Riverside

■ Loss, 
 ■ Non-Conf, 
 ■ S Site, 
 ■ H Home 
 ■ A Away 
 N Neutral

|                   |          |           |                |            |             |               |      |      |       |           |
|-------------------|----------|-----------|----------------|------------|-------------|---------------|------|------|-------|-----------|
| Average RPI Win:  | 279      | WON-LOST  | WINNING        | LAST 10    | STRENGTH OF | OPP. STRENGTH | TEAM | ADJ. | CONF. | ADJ CONF. |
| Average RPI Loss: | 167      | RECORD    | PCT. RANK      | GAMES      | SCHEDULE    | OF SCHEDULE   | RPI  | RPI  | RPI   | RPI       |
| DIV. I ONLY       | 5- 7     | 203       | 4- 6           | 312        | 187         | 269           | 269  | 21   | 21    |           |
| DIV. I NON-CONF.  | 5- 7     | 204       | 5- 7           | 312        | 186         | 267           | 267  | 21   | 21    |           |
| TOTALS            | RPI 1-25 | RPI 26-50 | W-L RECORDS    | RPI 51-100 | RPI 101-150 | RPI 150+      |      |      |       |           |
| 5- 7              | 0- 0     | 0- 1      | OVERALL        | 0- 2       | 1- 0        | 4- 4          |      |      |       |           |
| 2- 2              | 0- 0     | 0- 1      | HOME           | 0- 1       | 0- 0        | 2- 0          |      |      |       |           |
| 1- 5              | 0- 0     | 0- 0      | AWAY           | 0- 1       | 1- 0        | 0- 4          |      |      |       |           |
| 2- 0              | 0- 0     | 0- 0      | NEUTRAL        | 0- 0       | 0- 0        | 2- 0          |      |      |       |           |
| 5- 7              | 0- 0     | 0- 1      | NON-CONFERENCE | 0- 2       | 1- 0        | 4- 4          |      |      |       |           |
| 2- 2              | 0- 0     | 0- 1      | HOME           | 0- 1       | 0- 0        | 2- 0          |      |      |       |           |
| 1- 5              | 0- 0     | 0- 0      | AWAY           | 0- 1       | 1- 0        | 0- 4          |      |      |       |           |
| 2- 0              | 0- 0     | 0- 0      | NEUTRAL        | 0- 0       | 0- 0        | 2- 0          |      |      |       |           |
| 0- 0              | 0- 0     | 0- 0      | CONFERENCE     | 0- 0       | 0- 0        | 0- 0          |      |      |       |           |
| 0- 0              | 0- 0     | 0- 0      | HOME           | 0- 0       | 0- 0        | 0- 0          |      |      |       |           |
| 0- 0              | 0- 0     | 0- 0      | AWAY           | 0- 0       | 0- 0        | 0- 0          |      |      |       |           |
| 0- 0              | 0- 0     | 0- 0      | NEUTRAL        | 0- 0       | 0- 0        | 0- 0          |      |      |       |           |

| RPI                       | S | Opponent           | Score | RPI | S | Opponent         | Score | RPI | S | Opponent         | Score | RPI | S | Opponent           | Score | Team's RPI: 269 |
|---------------------------|---|--------------------|-------|-----|---|------------------|-------|-----|---|------------------|-------|-----|---|--------------------|-------|-----------------|
| 30                        | H | UCLA               | 52 71 | 87  | H | Santa Clara      | 58 69 | 131 | A | Fresno St.       | 50 49 | 189 | A | San Diego          | 63 77 |                 |
|                           |   |                    |       | 93  | A | Iowa St.         | 60 77 | 231 | A | Loyola Marymount | 55 57 | 261 | A | San Diego St.      | 70 84 |                 |
|                           |   |                    |       |     |   |                  |       | 278 | A | Seattle U        | 53 58 | 299 | N | A&M-Corpus Christi | 66 60 |                 |
|                           |   |                    |       |     |   |                  |       | 300 | H | Northern Ariz.   | 60 51 | 329 | N | North Dakota St.   | 66 59 |                 |
|                           |   |                    |       |     |   |                  |       | 335 | H | Pepperdine       | 66 57 |     |   |                    |       |                 |
| LAST 12 Division I GAMES: |   |                    |       |     |   |                  |       |     |   |                  |       |     |   |                    |       |                 |
| 329                       | N | North Dakota St.   | 66 59 | 131 | A | Fresno St.       | 50 49 |     |   |                  |       |     |   |                    |       |                 |
| 299                       | N | A&M-Corpus Christi | 66 60 | 30  | H | UCLA             | 52 71 |     |   |                  |       |     |   |                    |       |                 |
| 300                       | H | Northern Ariz.     | 60 51 | 261 | A | San Diego St.    | 70 84 |     |   |                  |       |     |   |                    |       |                 |
| 278                       | A | Seattle U          | 53 58 | 231 | A | Loyola Marymount | 55 57 |     |   |                  |       |     |   |                    |       |                 |
| 335                       | H | Pepperdine         | 66 57 | 87  | H | Santa Clara      | 58 69 |     |   |                  |       |     |   |                    |       |                 |
| 93                        | A | Iowa St.           | 60 77 | 189 | A | San Diego        | 63 77 |     |   |                  |       |     |   |                    |       |                 |

Non-Div I Games:

UC Santa Barbara

■ Loss, 
 ■ Non-Conf, 
 ■ S Site, 
 ■ H Home 
 ■ A Away 
 N Neutral

|                   |          |           |                |            |             |               |      |      |       |           |
|-------------------|----------|-----------|----------------|------------|-------------|---------------|------|------|-------|-----------|
| Average RPI Win:  | 222      | WON-LOST  | WINNING        | LAST 10    | STRENGTH OF | OPP. STRENGTH | TEAM | ADJ. | CONF. | ADJ CONF. |
| Average RPI Loss: | 14       | RECORD    | PCT. RANK      | GAMES      | SCHEDULE    | OF SCHEDULE   | RPI  | RPI  | RPI   | RPI       |
| DIV. I ONLY       | 10- 2    | 27        | 8- 2           | 226        | 133         | 81            | 81   | 7    | 7     |           |
| DIV. I NON-CONF.  | 10- 2    | 27        | 10- 2          | 227        | 133         | 83            | 83   | 7    | 7     |           |
| TOTALS            | RPI 1-25 | RPI 26-50 | W-L RECORDS    | RPI 51-100 | RPI 101-150 | RPI 150+      |      |      |       |           |
| 10- 2             | 0- 2     | 0- 0      | OVERALL        | 0- 0       | 1- 0        | 9- 0          |      |      |       |           |
| 6- 1              | 0- 1     | 0- 0      | HOME           | 0- 0       | 1- 0        | 5- 0          |      |      |       |           |
| 4- 1              | 0- 1     | 0- 0      | AWAY           | 0- 0       | 0- 0        | 4- 0          |      |      |       |           |
| 0- 0              | 0- 0     | 0- 0      | NEUTRAL        | 0- 0       | 0- 0        | 0- 0          |      |      |       |           |
| 10- 2             | 0- 2     | 0- 0      | NON-CONFERENCE | 0- 0       | 1- 0        | 9- 0          |      |      |       |           |
| 6- 1              | 0- 1     | 0- 0      | HOME           | 0- 0       | 1- 0        | 5- 0          |      |      |       |           |
| 4- 1              | 0- 1     | 0- 0      | AWAY           | 0- 0       | 0- 0        | 4- 0          |      |      |       |           |
| 0- 0              | 0- 0     | 0- 0      | NEUTRAL        | 0- 0       | 0- 0        | 0- 0          |      |      |       |           |
| 0- 0              | 0- 0     | 0- 0      | CONFERENCE     | 0- 0       | 0- 0        | 0- 0          |      |      |       |           |
| 0- 0              | 0- 0     | 0- 0      | HOME           | 0- 0       | 0- 0        | 0- 0          |      |      |       |           |
| 0- 0              | 0- 0     | 0- 0      | AWAY           | 0- 0       | 0- 0        | 0- 0          |      |      |       |           |
| 0- 0              | 0- 0     | 0- 0      | NEUTRAL        | 0- 0       | 0- 0        | 0- 0          |      |      |       |           |

| RPI S                     | Opponent        | Score | RPI S | Opponent          | Score | RPI S | Opponent | Score | RPI S | Opponent          | Score |
|---------------------------|-----------------|-------|-------|-------------------|-------|-------|----------|-------|-------|-------------------|-------|
| 11                        | H Virginia Tech | 64 67 |       |                   |       |       |          |       | 111   | H Rider           | 49 30 |
| 16                        | A Buffalo       | 65 66 |       |                   |       |       |          |       | 168   | H Omaha           | 81 41 |
|                           |                 |       |       |                   |       |       |          |       | 170   | H Gardner-Webb    | 66 52 |
|                           |                 |       |       |                   |       |       |          |       | 183   | H South Ala.      | 70 58 |
|                           |                 |       |       |                   |       |       |          |       | 224   | A Butler          | 66 59 |
|                           |                 |       |       |                   |       |       |          |       | 233   | A FIU             | 69 52 |
|                           |                 |       |       |                   |       |       |          |       | 244   | A Ga. Southern    | 74 54 |
|                           |                 |       |       |                   |       |       |          |       | 280   | A Davidson        | 57 38 |
|                           |                 |       |       |                   |       |       |          |       | 289   | H Austin Peay     | 61 43 |
|                           |                 |       |       |                   |       |       |          |       | 316   | H Bethune-Cookman | 70 43 |
| LAST 12 Division I GAMES: |                 |       |       |                   |       |       |          |       |       |                   |       |
| 168                       | H Omaha         | 81 41 | 170   | H Gardner-Webb    | 66 52 |       |          |       |       |                   |       |
| 244                       | A Ga. Southern  | 74 54 | 316   | H Bethune-Cookman | 70 43 |       |          |       |       |                   |       |
| 11                        | H Virginia Tech | 64 67 | 16    | A Buffalo         | 65 66 |       |          |       |       |                   |       |
| 280                       | A Davidson      | 57 38 | 289   | H Austin Peay     | 61 43 |       |          |       |       |                   |       |
| 183                       | H South Ala.    | 70 58 | 111   | H Rider           | 49 30 |       |          |       |       |                   |       |
| 233                       | A FIU           | 69 52 | 224   | A Butler          | 66 59 |       |          |       |       |                   |       |

Non-Div I Games:

UCF



|                   |          |           |                |            |             |               |      |      |       |           |
|-------------------|----------|-----------|----------------|------------|-------------|---------------|------|------|-------|-----------|
| Average RPI Win:  | 59       | WON-LOST  | WINNING        | LAST 10    | STRENGTH OF | OPP. STRENGTH | TEAM | ADJ. | CONF. | ADJ CONF. |
| Average RPI Loss: | 0        | RECORD    | PCT. RANK      | GAMES      | SCHEDULE    | OF SCHEDULE   | RPI  | RPI  | RPI   | RPI       |
| DIV. I ONLY       | 11- 0    | 1         | 10- 0          | 2          | 1           | 1             | 1    | 7    | 7     |           |
| DIV. I NON-CONF.  | 11- 0    | 1         | 11- 0          | 2          | 1           | 1             | 1    | 7    | 7     |           |
| TOTALS            | RPI 1-25 | RPI 26-50 | W-L RECORDS    | RPI 51-100 | RPI 101-150 | RPI 150+      |      |      |       |           |
| 11- 0             | 5- 0     | 1- 0      | OVERALL        | 2- 0       | 3- 0        | 0- 0          |      |      |       |           |
| 5- 0              | 1- 0     | 1- 0      | HOME           | 1- 0       | 2- 0        | 0- 0          |      |      |       |           |
| 5- 0              | 4- 0     | 0- 0      | AWAY           | 0- 0       | 1- 0        | 0- 0          |      |      |       |           |
| 1- 0              | 0- 0     | 0- 0      | NEUTRAL        | 1- 0       | 0- 0        | 0- 0          |      |      |       |           |
| 11- 0             | 5- 0     | 1- 0      | NON-CONFERENCE | 2- 0       | 3- 0        | 0- 0          |      |      |       |           |
| 5- 0              | 1- 0     | 1- 0      | HOME           | 1- 0       | 2- 0        | 0- 0          |      |      |       |           |
| 5- 0              | 4- 0     | 0- 0      | AWAY           | 0- 0       | 1- 0        | 0- 0          |      |      |       |           |
| 1- 0              | 0- 0     | 0- 0      | NEUTRAL        | 1- 0       | 0- 0        | 0- 0          |      |      |       |           |
| 0- 0              | 0- 0     | 0- 0      | CONFERENCE     | 0- 0       | 0- 0        | 0- 0          |      |      |       |           |
| 0- 0              | 0- 0     | 0- 0      | HOME           | 0- 0       | 0- 0        | 0- 0          |      |      |       |           |
| 0- 0              | 0- 0     | 0- 0      | AWAY           | 0- 0       | 0- 0        | 0- 0          |      |      |       |           |
| 0- 0              | 0- 0     | 0- 0      | NEUTRAL        | 0- 0       | 0- 0        | 0- 0          |      |      |       |           |

| RPI                       | S | Opponent    | Score | RPI | S | Opponent    | Score | RPI | S | Opponent | Score | RPI | S | Opponent    | Score |
|---------------------------|---|-------------|-------|-----|---|-------------|-------|-----|---|----------|-------|-----|---|-------------|-------|
| 2                         | A | Notre Dame  | 72 61 | 32  | H | Baylor      | 72 61 | 80  | N | Texas    | 72 54 | 114 | H | Ohio St.    | 82 63 |
| 6                         | A | Florida St. | 78 76 |     |   |             |       | 100 | H | Dayton   | 98 65 | 134 | H | Chattanooga | 80 43 |
| 9                         | A | LSU         | 76 53 |     |   |             |       |     |   |          |       | 136 | A | Nebraska    | 84 41 |
| 19                        | H | DePaul      | 91 46 |     |   |             |       |     |   |          |       |     |   |             |       |
| 20                        | A | Kansas St.  | 75 58 |     |   |             |       |     |   |          |       |     |   |             |       |
| LAST 12 Division I GAMES: |   |             |       |     |   |             |       |     |   |          |       |     |   |             |       |
| 136                       | A | Nebraska    | 84 41 | 2   | A | Notre Dame  | 72 61 |     |   |          |       |     |   |             |       |
| 114                       | H | Ohio St.    | 82 63 | 80  | N | Texas       | 72 54 |     |   |          |       |     |   |             |       |
| 20                        | A | Kansas St.  | 75 58 | 19  | H | DePaul      | 91 46 |     |   |          |       |     |   |             |       |
| 32                        | H | Baylor      | 72 61 | 134 | H | Chattanooga | 80 43 |     |   |          |       |     |   |             |       |
| 6                         | A | Florida St. | 78 76 | 100 | H | Dayton      | 98 65 |     |   |          |       |     |   |             |       |
|                           |   |             |       | 9   | A | LSU         | 76 53 |     |   |          |       |     |   |             |       |

Non-Div I Games:

UConn



U  
M  
B  
C

Through Games Of Dec. 23, 2016

| UMBC              |          |           |           |                |             |               |      |          |       |           |
|-------------------|----------|-----------|-----------|----------------|-------------|---------------|------|----------|-------|-----------|
| Average RPI Win:  | 251      | WON-LOST  | WINNING   | LAST 10        | STRENGTH OF | OPP. STRENGTH | TEAM | ADJ.     | CONF. | ADJ CONF. |
| Average RPI Loss: | 187      | RECORD    | PCT. RANK | GAMES          | SCHEDULE    | OF SCHEDULE   | RPI  | RPI      | RPI   | RPI       |
| DIV. I ONLY       | 2- 7     | 279       | 2- 7      | 264            | 288         | 304           | 304  | 23       | 23    |           |
| DIV. I NON-CONF.  | 2- 7     | 279       | 2- 7      | 265            | 286         | 304           | 304  | 23       | 23    |           |
| -----             |          |           |           |                |             |               |      |          |       |           |
| TOTALS            | RPI 1-25 | RPI 26-50 |           | W-L RECORDS    | RPI 51-100  | RPI 101-150   |      | RPI 150+ |       |           |
| 2- 7              | 0- 1     | 0- 0      |           | OVERALL        | 0- 1        | 0- 0          |      | 2- 5     |       |           |
| 0- 5              | 0- 0     | 0- 0      |           | HOME           | 0- 1        | 0- 0          |      | 0- 4     |       |           |
| 2- 2              | 0- 1     | 0- 0      |           | AWAY           | 0- 0        | 0- 0          |      | 2- 1     |       |           |
| 0- 0              | 0- 0     | 0- 0      |           | NEUTRAL        | 0- 0        | 0- 0          |      | 0- 0     |       |           |
| 2- 7              | 0- 1     | 0- 0      |           | NON-CONFERENCE | 0- 1        | 0- 0          |      | 2- 5     |       |           |
| 0- 5              | 0- 0     | 0- 0      |           | HOME           | 0- 1        | 0- 0          |      | 0- 4     |       |           |
| 2- 2              | 0- 1     | 0- 0      |           | AWAY           | 0- 0        | 0- 0          |      | 2- 1     |       |           |
| 0- 0              | 0- 0     | 0- 0      |           | NEUTRAL        | 0- 0        | 0- 0          |      | 0- 0     |       |           |
| 0- 0              | 0- 0     | 0- 0      |           | CONFERENCE     | 0- 0        | 0- 0          |      | 0- 0     |       |           |
| 0- 0              | 0- 0     | 0- 0      |           | HOME           | 0- 0        | 0- 0          |      | 0- 0     |       |           |
| 0- 0              | 0- 0     | 0- 0      |           | AWAY           | 0- 0        | 0- 0          |      | 0- 0     |       |           |
| 0- 0              | 0- 0     | 0- 0      |           | NEUTRAL        | 0- 0        | 0- 0          |      | 0- 0     |       |           |

RPI 1-25

| RPI | S | Opponent | Score |
|-----|---|----------|-------|
| 22  | A | Maryland | 42 92 |

RPI 26-50

| RPI | S | Opponent | Score |
|-----|---|----------|-------|
|     |   |          |       |
|     |   |          |       |
|     |   |          |       |
|     |   |          |       |
|     |   |          |       |
|     |   |          |       |
|     |   |          |       |
|     |   |          |       |
|     |   |          |       |
|     |   |          |       |
|     |   |          |       |

RPI 51-100

| RPI | S | Opponent | Score |
|-----|---|----------|-------|
| 90  | H | UMES     | 57 70 |

RPI 101+

| RPI | S | Opponent        | Score |
|-----|---|-----------------|-------|
| 169 | H | Towson          | 48 59 |
| 179 | A | Columbia        | 67 56 |
| 213 | A | American        | 53 70 |
| 216 | H | Princeton       | 58 69 |
| 250 | H | Loyola Maryland | 65 70 |
| 322 | A | LIU Brooklyn    | 57 45 |
| 346 | H | Morgan St.      | 61 69 |

Team's RPI: 304

LAST 12 Division I GAMES:

|     |   |                 |    |    |     |   |           |    |    |
|-----|---|-----------------|----|----|-----|---|-----------|----|----|
| 322 | A | LIU Brooklyn    | 57 | 45 | 213 | A | American  | 53 | 70 |
| 250 | H | Loyola Maryland | 65 | 70 | 216 | H | Princeton | 58 | 69 |
| 346 | H | Morgan St.      | 61 | 69 | 169 | H | Towson    | 48 | 59 |
| 22  | A | Maryland        | 42 | 92 | 90  | H | UMES      | 57 | 70 |
|     |   |                 |    |    | 179 | A | Columbia  | 67 | 56 |

Non-Div I Games: Gettysburg 71 51

UMBC

Loss, Non-Conf, S Site, H Home A Away N Neutral

Page 305

U  
M  
B  
C

Non-Div I Games: Gettysburg 71 51

UMBC

|                   |          |           |                |            |             |               |      |      |       |           |
|-------------------|----------|-----------|----------------|------------|-------------|---------------|------|------|-------|-----------|
| Average RPI Win:  | 284      | WON-LOST  | WINNING        | LAST 10    | STRENGTH OF | OPP. STRENGTH | TEAM | ADJ. | CONF. | ADJ CONF. |
| Average RPI Loss: | 70       | RECORD    | PCT. RANK      | GAMES      | SCHEDULE    | OF SCHEDULE   | RPI  | RPI  | RPI   | RPI       |
| DIV. I ONLY       | 5- 4     | 142       | 5- 4           | 137        | 249         | 90            | 90   | 31   | 31    |           |
| DIV. I NON-CONF.  | 5- 4     | 141       | 5- 4           | 138        | 246         | 91            | 91   | 31   | 31    |           |
| TOTALS            | RPI 1-25 | RPI 26-50 | W-L RECORDS    | RPI 51-100 | RPI 101-150 | RPI 150+      |      |      |       |           |
| 5- 4              | 0- 1     | 0- 0      | OVERALL        | 0- 3       | 0- 0        | 5- 0          |      |      |       |           |
| 1- 0              | 0- 0     | 0- 0      | HOME           | 0- 0       | 0- 0        | 1- 0          |      |      |       |           |
| 3- 4              | 0- 1     | 0- 0      | AWAY           | 0- 3       | 0- 0        | 3- 0          |      |      |       |           |
| 1- 0              | 0- 0     | 0- 0      | NEUTRAL        | 0- 0       | 0- 0        | 1- 0          |      |      |       |           |
| 5- 4              | 0- 1     | 0- 0      | NON-CONFERENCE | 0- 3       | 0- 0        | 5- 0          |      |      |       |           |
| 1- 0              | 0- 0     | 0- 0      | HOME           | 0- 0       | 0- 0        | 1- 0          |      |      |       |           |
| 3- 4              | 0- 1     | 0- 0      | AWAY           | 0- 3       | 0- 0        | 3- 0          |      |      |       |           |
| 1- 0              | 0- 0     | 0- 0      | NEUTRAL        | 0- 0       | 0- 0        | 1- 0          |      |      |       |           |
| 0- 0              | 0- 0     | 0- 0      | CONFERENCE     | 0- 0       | 0- 0        | 0- 0          |      |      |       |           |
| 0- 0              | 0- 0     | 0- 0      | HOME           | 0- 0       | 0- 0        | 0- 0          |      |      |       |           |
| 0- 0              | 0- 0     | 0- 0      | AWAY           | 0- 0       | 0- 0        | 0- 0          |      |      |       |           |
| 0- 0              | 0- 0     | 0- 0      | NEUTRAL        | 0- 0       | 0- 0        | 0- 0          |      |      |       |           |

| RPI 1-25                  |   |                    |        | RPI 26-50 |   |          |        | RPI 51-100 |   |                    |       | Team's RPI: 90 |   |                    |       | RPI 101+ |   |          |       |
|---------------------------|---|--------------------|--------|-----------|---|----------|--------|------------|---|--------------------|-------|----------------|---|--------------------|-------|----------|---|----------|-------|
| RPI                       | S | Opponent           | Score  | RPI       | S | Opponent | Score  | RPI        | S | Opponent           | Score | RPI            | S | Opponent           | Score | RPI      | S | Opponent | Score |
| 22                        | A | Maryland           | 61 106 |           |   |          |        | 78         | A | North Carolina St. | 58 77 | 208            | N | Saint Francis (PA) | 90 82 |          |   |          |       |
|                           |   |                    |        |           |   |          |        | 85         | A | Virginia           | 50 60 | 270            | A | Fla. Atlantic      | 76 59 |          |   |          |       |
|                           |   |                    |        |           |   |          |        | 96         | A | East Carolina      | 58 66 | 304            | A | UMBC               | 70 57 |          |   |          |       |
|                           |   |                    |        |           |   |          |        |            |   |                    |       | 318            | A | Mt. St. Mary's     | 63 52 |          |   |          |       |
|                           |   |                    |        |           |   |          |        |            |   |                    |       | 319            | H | UNCG               | 60 53 |          |   |          |       |
| LAST 12 Division I GAMES: |   |                    |        |           |   |          |        |            |   |                    |       |                |   |                    |       |          |   |          |       |
| 270                       | A | Fla. Atlantic      | 76 59  | 85        | A | Virginia | 50 60  |            |   |                    |       |                |   |                    |       |          |   |          |       |
| 208                       | N | Saint Francis (PA) | 90 82  | 304       | A | UMBC     | 70 57  |            |   |                    |       |                |   |                    |       |          |   |          |       |
| 318                       | A | Mt. St. Mary's     | 63 52  | 22        | A | Maryland | 61 106 |            |   |                    |       |                |   |                    |       |          |   |          |       |
| 96                        | A | East Carolina      | 58 66  |           |   |          |        |            |   |                    |       |                |   |                    |       |          |   |          |       |
| 319                       | H | UNCG               | 60 53  |           |   |          |        |            |   |                    |       |                |   |                    |       |          |   |          |       |
| 78                        | A | North Carolina St. | 58 77  |           |   |          |        |            |   |                    |       |                |   |                    |       |          |   |          |       |

Non-Div I Games: Cheyney 75 38

UMES

■ Loss, 
 ■ Non-Conf, 
 ■ S Site, 
 ■ H Home 
 ■ A Away 
 N Neutral

U

C

C

U

|                   |          |           |                |            |             |               |      |      |       |           |
|-------------------|----------|-----------|----------------|------------|-------------|---------------|------|------|-------|-----------|
| Average RPI Win:  | 293      | WON-LOST  | WINNING        | LAST 10    | STRENGTH OF | OPP. STRENGTH | TEAM | ADJ. | CONF. | ADJ CONF. |
| Average RPI Loss: | 205      | RECORD    | PCT. RANK      | GAMES      | SCHEDULE    | OF SCHEDULE   | RPI  | RPI  | RPI   | RPI       |
| DIV. I ONLY       | 2- 10    | 306       | 2- 8           | 302        | 302         | 340           | 340  | 23   | 23    |           |
| DIV. I NON-CONF.  | 2- 10    | 303       | 2- 10          | 302        | 302         | 340           | 340  | 23   | 23    |           |
| TOTALS            | RPI 1-25 | RPI 26-50 | W-L RECORDS    | RPI 51-100 | RPI 101-150 | RPI 150+      |      |      |       |           |
| 2- 10             | 0- 1     | 0- 0      | OVERALL        | 0- 1       | 0- 0        | 2- 8          |      |      |       |           |
| 2- 3              | 0- 0     | 0- 0      | HOME           | 0- 0       | 0- 0        | 2- 3          |      |      |       |           |
| 0- 7              | 0- 1     | 0- 0      | AWAY           | 0- 1       | 0- 0        | 0- 5          |      |      |       |           |
| 0- 0              | 0- 0     | 0- 0      | NEUTRAL        | 0- 0       | 0- 0        | 0- 0          |      |      |       |           |
| 2- 10             | 0- 1     | 0- 0      | NON-CONFERENCE | 0- 1       | 0- 0        | 2- 8          |      |      |       |           |
| 2- 3              | 0- 0     | 0- 0      | HOME           | 0- 0       | 0- 0        | 2- 3          |      |      |       |           |
| 0- 7              | 0- 1     | 0- 0      | AWAY           | 0- 1       | 0- 0        | 0- 5          |      |      |       |           |
| 0- 0              | 0- 0     | 0- 0      | NEUTRAL        | 0- 0       | 0- 0        | 0- 0          |      |      |       |           |
| 0- 0              | 0- 0     | 0- 0      | CONFERENCE     | 0- 0       | 0- 0        | 0- 0          |      |      |       |           |
| 0- 0              | 0- 0     | 0- 0      | HOME           | 0- 0       | 0- 0        | 0- 0          |      |      |       |           |
| 0- 0              | 0- 0     | 0- 0      | AWAY           | 0- 0       | 0- 0        | 0- 0          |      |      |       |           |
| 0- 0              | 0- 0     | 0- 0      | NEUTRAL        | 0- 0       | 0- 0        | 0- 0          |      |      |       |           |

| RPI 1-25                  |   |           |        | RPI 26-50 |   |                     |       | RPI 51-100 |   |          |       | RPI 101+ Team's RPI: 340 |   |                     |       |
|---------------------------|---|-----------|--------|-----------|---|---------------------|-------|------------|---|----------|-------|--------------------------|---|---------------------|-------|
| RPI                       | S | Opponent  | Score  | RPI       | S | Opponent            | Score | RPI        | S | Opponent | Score | RPI                      | S | Opponent            | Score |
| 22                        | A | Maryland  | 44 100 |           |   |                     |       | 70         | A | Indiana  | 45 79 | 169                      | A | Towson              | 56 90 |
|                           |   |           |        |           |   |                     |       |            |   |          |       | 179                      | A | Columbia            | 57 76 |
|                           |   |           |        |           |   |                     |       |            |   |          |       | 221                      | A | Bryant              | 62 73 |
|                           |   |           |        |           |   |                     |       |            |   |          |       | 237                      | H | Colgate             | 82 77 |
|                           |   |           |        |           |   |                     |       |            |   |          |       | 238                      | H | Longwood            | 59 72 |
|                           |   |           |        |           |   |                     |       |            |   |          |       | 240                      | H | Rhode Island        | 57 64 |
|                           |   |           |        |           |   |                     |       |            |   |          |       | 266                      | H | Fairfield           | 41 65 |
|                           |   |           |        |           |   |                     |       |            |   |          |       | 320                      | A | Holy Cross          | 47 62 |
|                           |   |           |        |           |   |                     |       |            |   |          |       | 324                      | A | Boston U.           | 56 66 |
|                           |   |           |        |           |   |                     |       |            |   |          |       | 348                      | H | Fairleigh Dickinson | 61 55 |
| LAST 12 Division I GAMES: |   |           |        |           |   |                     |       |            |   |          |       |                          |   |                     |       |
| 221                       | A | Bryant    | 62 73  | 237       | H | Colgate             | 82 77 |            |   |          |       |                          |   |                     |       |
| 70                        | A | Indiana   | 45 79  | 320       | A | Holy Cross          | 47 62 |            |   |          |       |                          |   |                     |       |
| 238                       | H | Longwood  | 59 72  | 348       | H | Fairleigh Dickinson | 61 55 |            |   |          |       |                          |   |                     |       |
| 266                       | H | Fairfield | 41 65  | 179       | A | Columbia            | 57 76 |            |   |          |       |                          |   |                     |       |
| 22                        | A | Maryland  | 44 100 | 240       | H | Rhode Island        | 57 64 |            |   |          |       |                          |   |                     |       |
| 169                       | A | Towson    | 56 90  | 324       | A | Boston U.           | 56 66 |            |   |          |       |                          |   |                     |       |

Non-Div I Games:

UMass Lowell

■ Loss, 
■ Non-Conf, 
■ S Site, 
■ H Home 
■ A Away 
N Neutral

|                       |          |           |           |                |             |               |             |          |       |           |
|-----------------------|----------|-----------|-----------|----------------|-------------|---------------|-------------|----------|-------|-----------|
| Average RPI Win: 278  |          | WON-LOST  | WINNING   | LAST 10        | STRENGTH OF | OPP. STRENGTH | TEAM        | ADJ.     | CONF. | ADJ CONF. |
| Average RPI Loss: 173 |          | RECORD    | PCT. RANK | GAMES          | SCHEDULE    | OF SCHEDULE   | RPI         | RPI      | RPI   | RPI       |
| DIV. I ONLY           |          | 5- 3      | 121       | 5- 3           | 298         | 315           | 174         | 174      | 25    | 25        |
| DIV. I NON-CONF.      |          | 5- 3      | 120       | 5- 3           | 297         | 315           | 174         | 174      | 25    | 25        |
| TOTALS                | RPI 1-25 | RPI 26-50 |           | W-L RECORDS    |             | RPI 51-100    | RPI 101-150 | RPI 150+ |       |           |
| 5- 3                  | 0- 1     | 0- 0      |           | OVERALL        |             | 0- 0          | 1- 0        | 4- 2     |       |           |
| 3- 0                  | 0- 0     | 0- 0      |           | HOME           |             | 0- 0          | 1- 0        | 2- 0     |       |           |
| 2- 3                  | 0- 1     | 0- 0      |           | AWAY           |             | 0- 0          | 0- 0        | 2- 0     |       |           |
| 0- 0                  | 0- 0     | 0- 0      |           | NEUTRAL        |             | 0- 0          | 0- 0        | 0- 0     |       |           |
| 5- 3                  | 0- 1     | 0- 0      |           | NON-CONFERENCE |             | 0- 0          | 1- 0        | 4- 2     |       |           |
| 3- 0                  | 0- 0     | 0- 0      |           | HOME           |             | 0- 0          | 1- 0        | 2- 0     |       |           |
| 2- 3                  | 0- 1     | 0- 0      |           | AWAY           |             | 0- 0          | 0- 0        | 2- 2     |       |           |
| 0- 0                  | 0- 0     | 0- 0      |           | NEUTRAL        |             | 0- 0          | 0- 0        | 0- 0     |       |           |
| 0- 0                  | 0- 0     | 0- 0      |           | CONFERENCE     |             | 0- 0          | 0- 0        | 0- 0     |       |           |
| 0- 0                  | 0- 0     | 0- 0      |           | HOME           |             | 0- 0          | 0- 0        | 0- 0     |       |           |
| 0- 0                  | 0- 0     | 0- 0      |           | AWAY           |             | 0- 0          | 0- 0        | 0- 0     |       |           |
| 0- 0                  | 0- 0     | 0- 0      |           | NEUTRAL        |             | 0- 0          | 0- 0        | 0- 0     |       |           |

| RPI 1-25                  |   |               |       | RPI 26-50 |   |                 |       | RPI 51-100 |   |                |       | RPI 101+ |   |                 |       | Team's RPI: 174 |  |
|---------------------------|---|---------------|-------|-----------|---|-----------------|-------|------------|---|----------------|-------|----------|---|-----------------|-------|-----------------|--|
| RPI                       | S | Opponent      | Score | RPI       | S | Opponent        | Score | RPI        | S | Opponent       | Score | RPI      | S | Opponent        | Score |                 |  |
| 11                        | A | Virginia Tech | 52 71 |           |   |                 |       |            |   |                |       | 150      | H | Wofford         | 84 65 |                 |  |
|                           |   |               |       |           |   |                 |       |            |   |                |       | 197      | A | Appalachian St. | 51 81 |                 |  |
|                           |   |               |       |           |   |                 |       |            |   |                |       | 298      | A | USC Upstate     | 70 59 |                 |  |
|                           |   |               |       |           |   |                 |       |            |   |                |       | 301      | H | Western Caro.   | 62 53 |                 |  |
|                           |   |               |       |           |   |                 |       |            |   |                |       | 312      | A | Furman          | 51 63 |                 |  |
|                           |   |               |       |           |   |                 |       |            |   |                |       | 319      | A | UNCG            | 77 63 |                 |  |
|                           |   |               |       |           |   |                 |       |            |   |                |       | 324      | H | Tennessee Tech  | 77 65 |                 |  |
| LAST 12 Division I GAMES: |   |               |       |           |   |                 |       |            |   |                |       |          |   |                 |       |                 |  |
|                           |   |               |       | 197       | A | Appalachian St. | 51 81 | 298        | A | USC Upstate    | 70 59 |          |   |                 |       |                 |  |
|                           |   |               |       | 11        | A | Virginia Tech   | 52 71 | 150        | H | Wofford        | 84 65 |          |   |                 |       |                 |  |
|                           |   |               |       |           |   |                 |       | 312        | A | Furman         | 51 63 |          |   |                 |       |                 |  |
|                           |   |               |       |           |   |                 |       | 324        | H | Tennessee Tech | 77 65 |          |   |                 |       |                 |  |
|                           |   |               |       |           |   |                 |       | 301        | H | Western Caro.  | 62 53 |          |   |                 |       |                 |  |
|                           |   |               |       |           |   |                 |       | 319        | A | UNCG           | 77 63 |          |   |                 |       |                 |  |

|                  |               |     |    |
|------------------|---------------|-----|----|
| Non-Div I Games: | Warren Wilson | 113 | 51 |
|------------------|---------------|-----|----|

UNC Asheville

■ Loss, ■ Non-Conf, S Site, H Home A Away N Neutral

|                   |          |           |                |            |             |               |      |      |       |           |
|-------------------|----------|-----------|----------------|------------|-------------|---------------|------|------|-------|-----------|
| Average RPI Win:  | 305      | WON-LOST  | WINNING        | LAST 10    | STRENGTH OF | OPP. STRENGTH | TEAM | ADJ. | CONF. | ADJ CONF. |
| Average RPI Loss: | 165      | RECORD    | PCT. RANK      | GAMES      | SCHEDULE    | OF SCHEDULE   | RPI  | RPI  | RPI   | RPI       |
| DIV. I ONLY       | 3- 6     | 233       | 2- 5           | 323        | 294         | 319           | 319  | 22   | 22    |           |
| DIV. I NON-CONF.  | 3- 6     | 231       | 3- 6           | 323        | 293         | 319           | 319  | 22   | 22    |           |
| TOTALS            | RPI 1-25 | RPI 26-50 | W-L RECORDS    | RPI 51-100 | RPI 101-150 | RPI 150+      |      |      |       |           |
| 3- 6              | 0- 0     | 0- 0      | OVERALL        | 0- 2       | 0- 0        | 3- 4          |      |      |       |           |
| 1- 3              | 0- 0     | 0- 0      | HOME           | 0- 1       | 0- 0        | 1- 2          |      |      |       |           |
| 2- 3              | 0- 0     | 0- 0      | AWAY           | 0- 1       | 0- 0        | 2- 2          |      |      |       |           |
| 0- 0              | 0- 0     | 0- 0      | NEUTRAL        | 0- 0       | 0- 0        | 0- 0          |      |      |       |           |
| 3- 6              | 0- 0     | 0- 0      | NON-CONFERENCE | 0- 2       | 0- 0        | 3- 4          |      |      |       |           |
| 1- 3              | 0- 0     | 0- 0      | HOME           | 0- 1       | 0- 0        | 1- 2          |      |      |       |           |
| 2- 3              | 0- 0     | 0- 0      | AWAY           | 0- 1       | 0- 0        | 2- 2          |      |      |       |           |
| 0- 0              | 0- 0     | 0- 0      | NEUTRAL        | 0- 0       | 0- 0        | 0- 0          |      |      |       |           |
| 0- 0              | 0- 0     | 0- 0      | CONFERENCE     | 0- 0       | 0- 0        | 0- 0          |      |      |       |           |
| 0- 0              | 0- 0     | 0- 0      | HOME           | 0- 0       | 0- 0        | 0- 0          |      |      |       |           |
| 0- 0              | 0- 0     | 0- 0      | AWAY           | 0- 0       | 0- 0        | 0- 0          |      |      |       |           |
| 0- 0              | 0- 0     | 0- 0      | NEUTRAL        | 0- 0       | 0- 0        | 0- 0          |      |      |       |           |

| RPI                       | S | Opponent     | Score | RPI | S   | Opponent | Score          | RPI | S  | Opponent | Score | RPI            | S  | Opponent | Score | Team's RPI: 319 |
|---------------------------|---|--------------|-------|-----|-----|----------|----------------|-----|----|----------|-------|----------------|----|----------|-------|-----------------|
| 66                        | H | Radford      | 54    | 70  | 90  | A        | UMES           | 53  | 60 | 167      | A     | VCU            | 54 | 65       |       |                 |
|                           |   |              |       |     |     |          |                |     |    | 174      | H     | UNC Asheville  | 63 | 77       |       |                 |
|                           |   |              |       |     |     |          |                |     |    | 211      | H     | Presbyterian   | 62 | 69       |       |                 |
|                           |   |              |       |     |     |          |                |     |    | 248      | H     | Norfolk St.    | 59 | 52       |       |                 |
|                           |   |              |       |     |     |          |                |     |    | 283      | A     | Murray St.     | 70 | 81       |       |                 |
|                           |   |              |       |     |     |          |                |     |    | 324      | A     | Tennessee Tech | 65 | 59       |       |                 |
|                           |   |              |       |     |     |          |                |     |    | 342      | A     | N.C. Central   | 64 | 51       |       |                 |
| LAST 12 Division I GAMES: |   |              |       |     |     |          |                |     |    |          |       |                |    |          |       |                 |
| 248                       | H | Norfolk St.  | 59    | 52  | 90  | A        | UMES           | 53  | 60 |          |       |                |    |          |       |                 |
| 342                       | A | N.C. Central | 64    | 51  | 283 | A        | Murray St.     | 70  | 81 |          |       |                |    |          |       |                 |
| 211                       | H | Presbyterian | 62    | 69  | 324 | A        | Tennessee Tech | 65  | 59 |          |       |                |    |          |       |                 |
| 167                       | A | VCU          | 54    | 65  | 174 | H        | UNC Asheville  | 63  | 77 |          |       |                |    |          |       |                 |
| 66                        | H | Radford      | 54    | 70  |     |          |                |     |    |          |       |                |    |          |       |                 |

Non-Div I Games: Barton 70 48 Greensboro 83 26 UNC Pembroke 72 69 Brevard 77 34 UNCG

|                   |          |           |                |            |             |               |      |      |       |           |
|-------------------|----------|-----------|----------------|------------|-------------|---------------|------|------|-------|-----------|
| Average RPI Win:  | 262      | WON-LOST  | WINNING        | LAST 10    | STRENGTH OF | OPP. STRENGTH | TEAM | ADJ. | CONF. | ADJ CONF. |
| Average RPI Loss: | 115      | RECORD    | PCT. RANK      | GAMES      | SCHEDULE    | OF SCHEDULE   | RPI  | RPI  | RPI   | RPI       |
| DIV. I ONLY       | 4- 5     | 197       | 4- 5           | 186        | 240         | 204           | 204  | 8    | 8     |           |
| DIV. I NON-CONF.  | 4- 5     | 198       | 4- 5           | 186        | 239         | 205           | 205  | 8    | 8     |           |
| TOTALS            | RPI 1-25 | RPI 26-50 | W-L RECORDS    | RPI 51-100 | RPI 101-150 | RPI 150+      |      |      |       |           |
| 4- 5              | 0- 0     | 0- 0      | OVERALL        | 0- 3       | 0- 1        | 4- 1          |      |      |       |           |
| 2- 3              | 0- 0     | 0- 0      | HOME           | 0- 1       | 0- 1        | 2- 1          |      |      |       |           |
| 2- 2              | 0- 0     | 0- 0      | AWAY           | 0- 2       | 0- 0        | 2- 0          |      |      |       |           |
| 0- 0              | 0- 0     | 0- 0      | NEUTRAL        | 0- 0       | 0- 0        | 0- 0          |      |      |       |           |
| 4- 5              | 0- 0     | 0- 0      | NON-CONFERENCE | 0- 3       | 0- 1        | 4- 1          |      |      |       |           |
| 2- 3              | 0- 0     | 0- 0      | HOME           | 0- 1       | 0- 1        | 2- 1          |      |      |       |           |
| 2- 2              | 0- 0     | 0- 0      | AWAY           | 0- 2       | 0- 0        | 2- 0          |      |      |       |           |
| 0- 0              | 0- 0     | 0- 0      | NEUTRAL        | 0- 0       | 0- 0        | 0- 0          |      |      |       |           |
| 0- 0              | 0- 0     | 0- 0      | CONFERENCE     | 0- 0       | 0- 0        | 0- 0          |      |      |       |           |
| 0- 0              | 0- 0     | 0- 0      | HOME           | 0- 0       | 0- 0        | 0- 0          |      |      |       |           |
| 0- 0              | 0- 0     | 0- 0      | AWAY           | 0- 0       | 0- 0        | 0- 0          |      |      |       |           |
| 0- 0              | 0- 0     | 0- 0      | NEUTRAL        | 0- 0       | 0- 0        | 0- 0          |      |      |       |           |

| RPI 1-25                  |   |          |       | RPI 26-50 |   |                    |       | RPI 51-100 |     |                    |             | RPI 101+ Team's RPI: 204 |     |          |             |    |    |
|---------------------------|---|----------|-------|-----------|---|--------------------|-------|------------|-----|--------------------|-------------|--------------------------|-----|----------|-------------|----|----|
| RPI                       | S | Opponent | Score | RPI       | S | Opponent           | Score | RPI        | S   | Opponent           | Score       | RPI                      | S   | Opponent | Score       |    |    |
|                           |   |          |       |           |   |                    |       | 78         | A   | North Carolina St. | 54          | 86                       | 150 | H        | Wofford     | 67 | 71 |
|                           |   |          |       |           |   |                    |       | 94         | H   | Providence         | 49          | 65                       | 155 | H        | La Salle    | 48 | 64 |
|                           |   |          |       |           |   |                    |       | 96         | A   | East Carolina      | 65          | 75                       | 207 | A        | Georgia St. | 72 | 66 |
|                           |   |          |       |           |   |                    |       |            |     |                    |             |                          | 248 | H        | Norfolk St. | 64 | 56 |
|                           |   |          |       |           |   |                    |       |            |     |                    |             |                          | 280 | A        | Davidson    | 67 | 58 |
|                           |   |          |       |           |   |                    |       |            |     |                    |             |                          | 312 | H        | Furman      | 56 | 52 |
| LAST 12 Division I GAMES: |   |          |       |           |   |                    |       |            |     |                    |             |                          |     |          |             |    |    |
|                           |   |          |       | 78        | A | North Carolina St. | 54    | 86         | 150 | H                  | Wofford     | 67                       | 71  |          |             |    |    |
|                           |   |          |       | 280       | A | Davidson           | 67    | 58         | 312 | H                  | Furman      | 56                       | 52  |          |             |    |    |
|                           |   |          |       | 155       | H | La Salle           | 48    | 64         | 248 | H                  | Norfolk St. | 64                       | 56  |          |             |    |    |
|                           |   |          |       | 94        | H | Providence         | 49    | 65         |     |                    |             |                          |     |          |             |    |    |
|                           |   |          |       | 207       | A | Georgia St.        | 72    | 66         |     |                    |             |                          |     |          |             |    |    |
|                           |   |          |       | 96        | A | East Carolina      | 65    | 75         |     |                    |             |                          |     |          |             |    |    |

Non-Div I Games: Catawba 91 65

UNCW

■ Loss, 
 ■ Non-Conf, S Site, 
 ■ Home 
 ■ Away 
 N Neutral

U  
N  
IUN  
N  
I

|                  |               |    |    |
|------------------|---------------|----|----|
| Non-Div I Games: | Wis.-Parkside | 72 | 57 |
|------------------|---------------|----|----|

UNI

■ Loss, ■ Non-Conf, S Site, H Home A Away N Neutral



|                   |          |           |                |            |             |               |      |      |       |           |
|-------------------|----------|-----------|----------------|------------|-------------|---------------|------|------|-------|-----------|
| Average RPI Win:  | 182      | WON-LOST  | WINNING        | LAST 10    | STRENGTH OF | OPP. STRENGTH | TEAM | ADJ. | CONF. | ADJ CONF. |
| Average RPI Loss: | 35       | RECORD    | PCT. RANK      | GAMES      | SCHEDULE    | OF SCHEDULE   | RPI  | RPI  | RPI   | RPI       |
| DIV. I ONLY       | 8- 3     | 68        | 7- 3           | 60         | 158         | 57            | 57   | 14   | 14    |           |
| DIV. I NON-CONF.  | 8- 3     | 67        | 8- 3           | 61         | 159         | 58            | 58   | 14   | 14    |           |
| TOTALS            | RPI 1-25 | RPI 26-50 | W-L RECORDS    | RPI 51-100 | RPI 101-150 | RPI 150+      |      |      |       |           |
| 8- 3              | 0- 1     | 0- 1      | OVERALL        | 2- 1       | 2- 0        | 4- 0          |      |      |       |           |
| 4- 0              | 0- 0     | 0- 0      | HOME           | 1- 0       | 2- 0        | 1- 0          |      |      |       |           |
| 2- 0              | 0- 0     | 0- 0      | AWAY           | 0- 0       | 0- 0        | 2- 0          |      |      |       |           |
| 2- 3              | 0- 1     | 0- 1      | NEUTRAL        | 1- 1       | 0- 0        | 1- 0          |      |      |       |           |
| 8- 3              | 0- 1     | 0- 1      | NON-CONFERENCE | 2- 1       | 2- 0        | 4- 0          |      |      |       |           |
| 4- 0              | 0- 0     | 0- 0      | HOME           | 1- 0       | 2- 0        | 1- 0          |      |      |       |           |
| 2- 0              | 0- 0     | 0- 0      | AWAY           | 0- 0       | 0- 0        | 2- 0          |      |      |       |           |
| 2- 3              | 0- 1     | 0- 1      | NEUTRAL        | 1- 1       | 0- 0        | 1- 0          |      |      |       |           |
| 0- 0              | 0- 0     | 0- 0      | CONFERENCE     | 0- 0       | 0- 0        | 0- 0          |      |      |       |           |
| 0- 0              | 0- 0     | 0- 0      | HOME           | 0- 0       | 0- 0        | 0- 0          |      |      |       |           |
| 0- 0              | 0- 0     | 0- 0      | AWAY           | 0- 0       | 0- 0        | 0- 0          |      |      |       |           |
| 0- 0              | 0- 0     | 0- 0      | NEUTRAL        | 0- 0       | 0- 0        | 0- 0          |      |      |       |           |

| RPI 1-25                  |   |            |       | RPI 26-50           |    |            |       | RPI 51-100 |   |                     |       | Team's RPI: 57 | RPI 101+ |    |                |       |
|---------------------------|---|------------|-------|---------------------|----|------------|-------|------------|---|---------------------|-------|----------------|----------|----|----------------|-------|
| RPI                       | S | Opponent   | Score | RPI                 | S  | Opponent   | Score | RPI        | S | Opponent            | Score |                | RPI      | S  | Opponent       | Score |
| 7                         | N | Oregon St. | 59 62 | 39                  | N  | South Fla. | 42 77 | 59         | N | BYU                 | 54 63 |                | 109      | H  | Ole Miss       | 64 57 |
|                           |   |            |       |                     |    |            |       | 77         | H | Southern California | 77 66 |                | 127      | H  | Tennessee St.  | 69 48 |
|                           |   |            |       |                     |    |            |       | 92         | N | Idaho               | 73 61 |                | 162      | H  | Houston        | 64 53 |
|                           |   |            |       |                     |    |            |       |            |   |                     |       |                | 247      | N  | New Mexico St. | 52 47 |
|                           |   |            |       |                     |    |            |       |            |   |                     |       |                | 310      | A  | UC Irvine      | 62 46 |
|                           |   |            |       |                     |    |            |       |            |   |                     |       |                | 335      | A  | Pepperdine     | 68 61 |
| LAST 12 Division I GAMES: |   |            |       |                     |    |            |       |            |   |                     |       |                |          |    |                |       |
|                           |   | 39         | N     | South Fla.          | 42 | 77         |       |            |   | 247                 | N     | New Mexico St. | 52       | 47 |                |       |
|                           |   | 109        | H     | Ole Miss            | 64 | 57         |       |            |   | 7                   | N     | Oregon St.     | 59       | 62 |                |       |
|                           |   | 127        | H     | Tennessee St.       | 69 | 48         |       |            |   | 310                 | A     | UC Irvine      | 62       | 46 |                |       |
|                           |   | 77         | H     | Southern California | 77 | 66         |       |            |   | 335                 | A     | Pepperdine     | 68       | 61 |                |       |
|                           |   | 162        | H     | Houston             | 64 | 53         |       |            |   | 92                  | N     | Idaho          | 73       | 61 |                |       |
|                           |   |            |       |                     |    |            |       |            |   | 59                  | N     | BYU            | 54       | 63 |                |       |

Non-Div I Games: Concordia (CA) 102 46

UNLV

|                   |          |           |                |            |             |               |      |      |       |           |
|-------------------|----------|-----------|----------------|------------|-------------|---------------|------|------|-------|-----------|
| Average RPI Win:  | 272      | WON-LOST  | WINNING        | LAST 10    | STRENGTH OF | OPP. STRENGTH | TEAM | ADJ. | CONF. | ADJ CONF. |
| Average RPI Loss: | 191      | RECORD    | PCT. RANK      | GAMES      | SCHEDULE    | OF SCHEDULE   | RPI  | RPI  | RPI   | RPI       |
| DIV. I ONLY       | 2- 8     | 285       | 1- 7           | 230        | 320         | 298           | 298  | 27   | 27    |           |
| DIV. I NON-CONF.  | 2- 8     | 285       | 2- 8           | 232        | 320         | 297           | 297  | 27   | 27    |           |
| TOTALS            | RPI 1-25 | RPI 26-50 | W-L RECORDS    | RPI 51-100 | RPI 101-150 | RPI 150+      |      |      |       |           |
| 2- 8              | 0- 0     | 0- 0      | OVERALL        | 0- 1       | 0- 2        | 2- 5          |      |      |       |           |
| 0- 4              | 0- 0     | 0- 0      | HOME           | 0- 0       | 0- 1        | 0- 3          |      |      |       |           |
| 2- 4              | 0- 0     | 0- 0      | AWAY           | 0- 1       | 0- 1        | 2- 2          |      |      |       |           |
| 0- 0              | 0- 0     | 0- 0      | NEUTRAL        | 0- 0       | 0- 0        | 0- 0          |      |      |       |           |
| 2- 8              | 0- 0     | 0- 0      | NON-CONFERENCE | 0- 1       | 0- 2        | 2- 5          |      |      |       |           |
| 0- 4              | 0- 0     | 0- 0      | HOME           | 0- 0       | 0- 1        | 0- 3          |      |      |       |           |
| 2- 4              | 0- 0     | 0- 0      | AWAY           | 0- 1       | 0- 1        | 2- 2          |      |      |       |           |
| 0- 0              | 0- 0     | 0- 0      | NEUTRAL        | 0- 0       | 0- 0        | 0- 0          |      |      |       |           |
| 0- 0              | 0- 0     | 0- 0      | CONFERENCE     | 0- 0       | 0- 0        | 0- 0          |      |      |       |           |
| 0- 0              | 0- 0     | 0- 0      | HOME           | 0- 0       | 0- 0        | 0- 0          |      |      |       |           |
| 0- 0              | 0- 0     | 0- 0      | AWAY           | 0- 0       | 0- 0        | 0- 0          |      |      |       |           |
| 0- 0              | 0- 0     | 0- 0      | NEUTRAL        | 0- 0       | 0- 0        | 0- 0          |      |      |       |           |

| RPI 1-25                  |   |          |       | RPI 26-50 |   |               |       | RPI 51-100 |   |               |       | RPI 101+           |     |                    |                | Team's RPI: 298 |    |
|---------------------------|---|----------|-------|-----------|---|---------------|-------|------------|---|---------------|-------|--------------------|-----|--------------------|----------------|-----------------|----|
| RPI                       | S | Opponent | Score | RPI       | S | Opponent      | Score | RPI        | S | Opponent      | Score | RPI                | S   | Opponent           | Score          |                 |    |
|                           |   |          |       |           |   |               |       | 74         | A | West Virginia | 33    | 91                 | 135 | H                  | William & Mary | 46              | 49 |
|                           |   |          |       |           |   |               |       |            |   |               |       | 146                | A   | Purdue             | 41             | 71              |    |
|                           |   |          |       |           |   |               |       |            |   |               |       | 170                | H   | Gardner-Webb       | 53             | 57              |    |
|                           |   |          |       |           |   |               |       |            |   |               |       | 174                | H   | UNC Asheville      | 59             | 70              |    |
|                           |   |          |       |           |   |               |       |            |   |               |       | 211                | A   | Presbyterian       | 55             | 48              |    |
|                           |   |          |       |           |   |               |       |            |   |               |       | 222                | A   | Illinois           | 57             | 77              |    |
|                           |   |          |       |           |   |               |       |            |   |               |       | 297                | H   | Campbell           | 41             | 56              |    |
|                           |   |          |       |           |   |               |       |            |   |               |       | 312                | A   | Furman             | 37             | 57              |    |
|                           |   |          |       |           |   |               |       |            |   |               |       | 333                | A   | South Carolina St. | 73             | 67              |    |
| LAST 12 Division I GAMES: |   |          |       |           |   |               |       |            |   |               |       |                    |     |                    |                |                 |    |
|                           |   |          |       | 174       | H | UNC Asheville | 59    | 70         |   | 333           | A     | South Carolina St. | 73  | 67                 |                |                 |    |
|                           |   |          |       | 297       | H | Campbell      | 41    | 56         |   | 74            | A     | West Virginia      | 33  | 91                 |                |                 |    |
|                           |   |          |       | 146       | A | Purdue        | 41    | 71         |   | 312           | A     | Furman             | 37  | 57                 |                |                 |    |
|                           |   |          |       | 211       | A | Presbyterian  | 55    | 48         |   | 170           | H     | Gardner-Webb       | 53  | 57                 |                |                 |    |
|                           |   |          |       |           |   |               |       |            |   | 135           | H     | William & Mary     | 46  | 49                 |                |                 |    |
|                           |   |          |       |           |   |               |       |            |   | 222           | A     | Illinois           | 57  | 77                 |                |                 |    |

Non-Div I Games: Bob Jones 92 50 Converse 93 35 Warren Wilson 91 53

USC Upstate

Loss, Non-Conf, S Site, H Home A Away N Neutral

|                   |          |           |                |            |             |               |      |      |       |           |
|-------------------|----------|-----------|----------------|------------|-------------|---------------|------|------|-------|-----------|
| Average RPI Win:  | 205      | WON-LOST  | WINNING        | LAST 10    | STRENGTH OF | OPP. STRENGTH | TEAM | ADJ. | CONF. | ADJ CONF. |
| Average RPI Loss: | 36       | RECORD    | PCT. RANK      | GAMES      | SCHEDULE    | OF SCHEDULE   | RPI  | RPI  | RPI   | RPI       |
| DIV. I ONLY       | 5- 3     | 121       | 5- 3           | 36         | 180         | 52            | 52   | 19   | 19    |           |
| DIV. I NON-CONF.  | 5- 3     | 120       | 5- 3           | 36         | 180         | 52            | 52   | 19   | 19    |           |
| TOTALS            | RPI 1-25 | RPI 26-50 | W-L RECORDS    | RPI 51-100 | RPI 101-150 | RPI 150+      |      |      |       |           |
| 5- 3              | 0- 1     | 0- 1      | OVERALL        | 0- 1       | 1- 0        | 4- 0          |      |      |       |           |
| 2- 1              | 0- 0     | 0- 0      | HOME           | 0- 1       | 0- 0        | 2- 0          |      |      |       |           |
| 2- 2              | 0- 1     | 0- 1      | AWAY           | 0- 0       | 1- 0        | 1- 0          |      |      |       |           |
| 1- 0              | 0- 0     | 0- 0      | NEUTRAL        | 0- 0       | 0- 0        | 1- 0          |      |      |       |           |
| 5- 3              | 0- 1     | 0- 1      | NON-CONFERENCE | 0- 1       | 1- 0        | 4- 0          |      |      |       |           |
| 2- 1              | 0- 0     | 0- 0      | HOME           | 0- 1       | 0- 0        | 2- 0          |      |      |       |           |
| 2- 2              | 0- 1     | 0- 1      | AWAY           | 0- 0       | 1- 0        | 1- 0          |      |      |       |           |
| 1- 0              | 0- 0     | 0- 0      | NEUTRAL        | 0- 0       | 0- 0        | 1- 0          |      |      |       |           |
| 0- 0              | 0- 0     | 0- 0      | CONFERENCE     | 0- 0       | 0- 0        | 0- 0          |      |      |       |           |
| 0- 0              | 0- 0     | 0- 0      | HOME           | 0- 0       | 0- 0        | 0- 0          |      |      |       |           |
| 0- 0              | 0- 0     | 0- 0      | AWAY           | 0- 0       | 0- 0        | 0- 0          |      |      |       |           |
| 0- 0              | 0- 0     | 0- 0      | NEUTRAL        | 0- 0       | 0- 0        | 0- 0          |      |      |       |           |

| RPI 1-25                  |   |            |       | RPI 26-50 |   |               |       | RPI 51-100 Team's RPI: 52 |   |          |       | RPI 101+ |   |               |       |
|---------------------------|---|------------|-------|-----------|---|---------------|-------|---------------------------|---|----------|-------|----------|---|---------------|-------|
| RPI                       | S | Opponent   | Score | RPI       | S | Opponent      | Score | RPI                       | S | Opponent | Score | RPI      | S | Opponent      | Score |
| 20                        | A | Kansas St. | 49 62 | 34        | A | Texas Tech    | 60 79 | 54                        | H | SFA      | 60 65 | 131      | A | Western Ky.   | 71 68 |
|                           |   |            |       |           |   |               |       |                           |   |          |       | 165      | A | Seton Hall    | 86 61 |
|                           |   |            |       |           |   |               |       |                           |   |          |       | 223      | H | Wichita St.   | 74 70 |
|                           |   |            |       |           |   |               |       |                           |   |          |       | 246      | H | UTSA          | 75 54 |
|                           |   |            |       |           |   |               |       |                           |   |          |       | 261      | N | San Diego St. | 64 58 |
| LAST 12 Division I GAMES: |   |            |       |           |   |               |       |                           |   |          |       |          |   |               |       |
| 34                        | A | Texas Tech | 60 79 | 261       | N | San Diego St. | 64 58 |                           |   |          |       |          |   |               |       |
| 20                        | A | Kansas St. | 49 62 | 223       | H | Wichita St.   | 74 70 |                           |   |          |       |          |   |               |       |
| 54                        | H | SFA        | 60 65 | 131       | A | Western Ky.   | 71 68 |                           |   |          |       |          |   |               |       |
| 165                       | A | Seton Hall | 86 61 | 246       | H | UTSA          | 75 54 |                           |   |          |       |          |   |               |       |

Non-Div I Games: Tex. A&M-Commerce 80 50 Eastern N.M. 65 48

UT Arlington

Loss, Non-Conf, S Site, H Home A Away N Neutral

|                   |          |           |                |            |             |               |      |      |       |           |
|-------------------|----------|-----------|----------------|------------|-------------|---------------|------|------|-------|-----------|
| Average RPI Win:  | 244      | WON-LOST  | WINNING        | LAST 10    | STRENGTH OF | OPP. STRENGTH | TEAM | ADJ. | CONF. | ADJ CONF. |
| Average RPI Loss: | 92       | RECORD    | PCT. RANK      | GAMES      | SCHEDULE    | OF SCHEDULE   | RPI  | RPI  | RPI   | RPI       |
| DIV. I ONLY       | 3- 10    | 275       | 2- 8           | 109        | 92          | 215           | 215  | 26   | 26    |           |
| DIV. I NON-CONF.  | 3- 10    | 275       | 3- 9           | 109        | 94          | 216           | 216  | 26   | 26    |           |
| TOTALS            | RPI 1-25 | RPI 26-50 | W-L RECORDS    | RPI 51-100 | RPI 101-150 | RPI 150+      |      |      |       |           |
| 3- 10             | 0- 2     | 0- 1      | OVERALL        | 0- 4       | 0- 2        | 3- 1          |      |      |       |           |
| 2- 3              | 0- 1     | 0- 0      | HOME           | 0- 1       | 0- 1        | 2- 0          |      |      |       |           |
| 1- 7              | 0- 1     | 0- 1      | AWAY           | 0- 3       | 0- 1        | 1- 1          |      |      |       |           |
| 0- 0              | 0- 0     | 0- 0      | NEUTRAL        | 0- 0       | 0- 0        | 0- 0          |      |      |       |           |
| 3- 10             | 0- 2     | 0- 1      | NON-CONFERENCE | 0- 4       | 0- 2        | 3- 1          |      |      |       |           |
| 2- 3              | 0- 1     | 0- 0      | HOME           | 0- 1       | 0- 1        | 2- 0          |      |      |       |           |
| 1- 7              | 0- 1     | 0- 1      | AWAY           | 0- 3       | 0- 1        | 1- 1          |      |      |       |           |
| 0- 0              | 0- 0     | 0- 0      | NEUTRAL        | 0- 0       | 0- 0        | 0- 0          |      |      |       |           |
| 0- 0              | 0- 0     | 0- 0      | CONFERENCE     | 0- 0       | 0- 0        | 0- 0          |      |      |       |           |
| 0- 0              | 0- 0     | 0- 0      | HOME           | 0- 0       | 0- 0        | 0- 0          |      |      |       |           |
| 0- 0              | 0- 0     | 0- 0      | AWAY           | 0- 0       | 0- 0        | 0- 0          |      |      |       |           |
| 0- 0              | 0- 0     | 0- 0      | NEUTRAL        | 0- 0       | 0- 0        | 0- 0          |      |      |       |           |

| RPI 1-25                  |   |               |        | RPI 26-50 |   |              |       | RPI 51-100 |   |               |        | RPI 101+ Team's RPI: 215 |   |               |       |
|---------------------------|---|---------------|--------|-----------|---|--------------|-------|------------|---|---------------|--------|--------------------------|---|---------------|-------|
| RPI                       | S | Opponent      | Score  | RPI       | S | Opponent     | Score | RPI        | S | Opponent      | Score  | RPI                      | S | Opponent      | Score |
| 19                        | A | DePaul        | 68 100 | 45        | A | Northwestern | 59 82 | 55         | A | Missouri      | 69 80  | 134                      | H | Chattanooga   | 60 80 |
| 24                        | H | Louisville    | 57 100 |           |   |              |       | 60         | A | Ohio          | 55 72  | 141                      | A | Samford       | 62 69 |
|                           |   |               |        |           |   |              |       | 62         | H | Vanderbilt    | 77 79  | 153                      | H | Southern Ill. | 76 68 |
|                           |   |               |        |           |   |              |       | 73         | A | Oral Roberts  | 53 82  | 277                      | H | Arkansas St.  | 68 63 |
|                           |   |               |        |           |   |              |       |            |   |               |        | 301                      | A | Western Caro. | 84 72 |
|                           |   |               |        |           |   |              |       |            |   |               |        | 306                      | A | N.C. A&T      | 59 74 |
| LAST 12 Division I GAMES: |   |               |        |           |   |              |       |            |   |               |        |                          |   |               |       |
| 55                        | A | Missouri      | 69 80  | 45        | A | Northwestern | 59 82 | 19         | A | DePaul        | 68 100 |                          |   |               |       |
| 277                       | H | Arkansas St.  | 68 63  |           |   |              |       | 141        | A | Samford       | 62 69  |                          |   |               |       |
| 73                        | A | Oral Roberts  | 53 82  |           |   |              |       | 60         | A | Ohio          | 55 72  |                          |   |               |       |
| 134                       | H | Chattanooga   | 60 80  |           |   |              |       | 301        | A | Western Caro. | 84 72  |                          |   |               |       |
| 153                       | H | Southern Ill. | 76 68  |           |   |              |       | 306        | A | N.C. A&T      | 59 74  |                          |   |               |       |
| 62                        | H | Vanderbilt    | 77 79  |           |   |              |       |            |   |               |        |                          |   |               |       |

Non-Div I Games:

UT Martin

■ Loss, 
■ Non-Conf, S Site, 
■ Home 
■ Away 
N Neutral



|                   |          |           |                |            |             |               |      |      |       |           |
|-------------------|----------|-----------|----------------|------------|-------------|---------------|------|------|-------|-----------|
| Average RPI Win:  | 276      | WON-LOST  | WINNING        | LAST 10    | STRENGTH OF | OPP. STRENGTH | TEAM | ADJ. | CONF. | ADJ CONF. |
| Average RPI Loss: | 102      | RECORD    | PCT. RANK      | GAMES      | SCHEDULE    | OF SCHEDULE   | RPI  | RPI  | RPI   | RPI       |
| DIV. I ONLY       | 7- 6     | 157       | 1- 1           | 339        | 8           | 226           | 226  | 30   | 30    |           |
| DIV. I NON-CONF.  | 7- 6     | 158       | 1- 1           | 339        | 7           | 227           | 227  | 30   | 30    |           |
| TOTALS            | RPI 1-25 | RPI 26-50 | W-L RECORDS    | RPI 51-100 | RPI 101-150 | RPI 150+      |      |      |       |           |
| 7- 6              | 0- 2     | 0- 0      | OVERALL        | 0- 1       | 0- 1        | 7- 2          |      |      |       |           |
| 4- 1              | 0- 0     | 0- 0      | HOME           | 0- 0       | 0- 0        | 4- 1          |      |      |       |           |
| 2- 5              | 0- 2     | 0- 0      | AWAY           | 0- 1       | 0- 1        | 2- 1          |      |      |       |           |
| 1- 0              | 0- 0     | 0- 0      | NEUTRAL        | 0- 0       | 0- 0        | 1- 0          |      |      |       |           |
| 7- 6              | 0- 2     | 0- 0      | NON-CONFERENCE | 0- 1       | 0- 1        | 7- 2          |      |      |       |           |
| 4- 1              | 0- 0     | 0- 0      | HOME           | 0- 0       | 0- 0        | 4- 1          |      |      |       |           |
| 2- 5              | 0- 2     | 0- 0      | AWAY           | 0- 1       | 0- 1        | 2- 1          |      |      |       |           |
| 1- 0              | 0- 0     | 0- 0      | NEUTRAL        | 0- 0       | 0- 0        | 1- 0          |      |      |       |           |
| 0- 0              | 0- 0     | 0- 0      | CONFERENCE     | 0- 0       | 0- 0        | 0- 0          |      |      |       |           |
| 0- 0              | 0- 0     | 0- 0      | HOME           | 0- 0       | 0- 0        | 0- 0          |      |      |       |           |
| 0- 0              | 0- 0     | 0- 0      | AWAY           | 0- 0       | 0- 0        | 0- 0          |      |      |       |           |
| 0- 0              | 0- 0     | 0- 0      | NEUTRAL        | 0- 0       | 0- 0        | 0- 0          |      |      |       |           |

| RPI 1-25                  |   |                    |       | RPI 26-50 |   |                    |       | RPI 51-100 |   |          |       | RPI 101+ Team's RPI: 226 |   |                    |       |
|---------------------------|---|--------------------|-------|-----------|---|--------------------|-------|------------|---|----------|-------|--------------------------|---|--------------------|-------|
| RPI                       | S | Opponent           | Score | RPI       | S | Opponent           | Score | RPI        | S | Opponent | Score | RPI                      | S | Opponent           | Score |
| 13                        | A | Oklahoma St.       | 53 86 |           |   |                    |       | 80         | A | Texas    | 61 85 | 136                      | A | Nebraska           | 53 71 |
| 21                        | A | Oklahoma           | 59 92 |           |   |                    |       |            |   |          |       | 152                      | H | Prairie View       | 82 74 |
|                           |   |                    |       |           |   |                    |       |            |   |          |       | 162                      | H | Houston            | 52 68 |
|                           |   |                    |       |           |   |                    |       |            |   |          |       | 202                      | A | Abilene Christian  | 54 70 |
|                           |   |                    |       |           |   |                    |       |            |   |          |       | 274                      | N | North Texas        | 74 69 |
|                           |   |                    |       |           |   |                    |       |            |   |          |       | 291                      | A | Sam Houston St.    | 69 45 |
|                           |   |                    |       |           |   |                    |       |            |   |          |       | 291                      | H | Sam Houston St.    | 78 50 |
|                           |   |                    |       |           |   |                    |       |            |   |          |       | 299                      | A | A&M-Corpus Christi | 68 65 |
|                           |   |                    |       |           |   |                    |       |            |   |          |       | 299                      | H | A&M-Corpus Christi | 55 46 |
|                           |   |                    |       |           |   |                    |       |            |   |          |       | 329                      | H | North Dakota St.   | 81 67 |
| LAST 12 Division I GAMES: |   |                    |       |           |   |                    |       |            |   |          |       |                          |   |                    |       |
| 80                        | A | Texas              | 61 85 | 202       | A | Abilene Christian  | 54 70 |            |   |          |       |                          |   |                    |       |
| 13                        | A | Oklahoma St.       | 53 86 | 274       | N | North Texas        | 74 69 |            |   |          |       |                          |   |                    |       |
| 21                        | A | Oklahoma           | 59 92 | 299       | H | A&M-Corpus Christi | 55 46 |            |   |          |       |                          |   |                    |       |
| 299                       | A | A&M-Corpus Christi | 68 65 | 329       | H | North Dakota St.   | 81 67 |            |   |          |       |                          |   |                    |       |
| 162                       | H | Houston            | 52 68 | 152       | H | Prairie View       | 82 74 |            |   |          |       |                          |   |                    |       |
| 291                       | H | Sam Houston St.    | 78 50 | 291       | A | Sam Houston St.    | 69 45 |            |   |          |       |                          |   |                    |       |

Non-Div I Games: Evangel 86 55

UTRGV

■ Loss, 
 ■ Non-Conf, 
 ■ S Site, 
 ■ H Home 
 ■ A Away 
 N Neutral

|                   |          |           |                |            |             |               |      |      |       |           |
|-------------------|----------|-----------|----------------|------------|-------------|---------------|------|------|-------|-----------|
| Average RPI Win:  | 261      | WON-LOST  | WINNING        | LAST 10    | STRENGTH OF | OPP. STRENGTH | TEAM | ADJ. | CONF. | ADJ CONF. |
| Average RPI Loss: | 86       | RECORD    | PCT. RANK      | GAMES      | SCHEDULE    | OF SCHEDULE   | RPI  | RPI  | RPI   | RPI       |
| DIV. I ONLY       | 3- 6     | 233       | 3- 6           | 150        | 114         | 246           | 246  | 16   | 16    |           |
| DIV. I NON-CONF.  | 3- 6     | 231       | 3- 6           | 151        | 115         | 247           | 247  | 16   | 16    |           |
| TOTALS            | RPI 1-25 | RPI 26-50 | W-L RECORDS    | RPI 51-100 | RPI 101-150 | RPI 150+      |      |      |       |           |
| 3- 6              | 0- 0     | 0- 1      | OVERALL        | 0- 3       | 0- 1        | 3- 1          |      |      |       |           |
| 3- 3              | 0- 0     | 0- 0      | HOME           | 0- 1       | 0- 1        | 3- 1          |      |      |       |           |
| 0- 3              | 0- 0     | 0- 1      | AWAY           | 0- 2       | 0- 0        | 0- 0          |      |      |       |           |
| 0- 0              | 0- 0     | 0- 0      | NEUTRAL        | 0- 0       | 0- 0        | 0- 0          |      |      |       |           |
| 3- 6              | 0- 0     | 0- 1      | NON-CONFERENCE | 0- 3       | 0- 1        | 3- 1          |      |      |       |           |
| 3- 3              | 0- 0     | 0- 0      | HOME           | 0- 1       | 0- 1        | 3- 1          |      |      |       |           |
| 0- 3              | 0- 0     | 0- 1      | AWAY           | 0- 2       | 0- 0        | 0- 0          |      |      |       |           |
| 0- 0              | 0- 0     | 0- 0      | NEUTRAL        | 0- 0       | 0- 0        | 0- 0          |      |      |       |           |
| 0- 0              | 0- 0     | 0- 0      | CONFERENCE     | 0- 0       | 0- 0        | 0- 0          |      |      |       |           |
| 0- 0              | 0- 0     | 0- 0      | HOME           | 0- 0       | 0- 0        | 0- 0          |      |      |       |           |
| 0- 0              | 0- 0     | 0- 0      | AWAY           | 0- 0       | 0- 0        | 0- 0          |      |      |       |           |
| 0- 0              | 0- 0     | 0- 0      | NEUTRAL        | 0- 0       | 0- 0        | 0- 0          |      |      |       |           |

| RPI 1-25                  |   |                   |       | RPI 26-50 |   |           |       | RPI 51-100 |   |              |       | RPI 101+ |   |                   |       | Team's RPI: 246 |  |
|---------------------------|---|-------------------|-------|-----------|---|-----------|-------|------------|---|--------------|-------|----------|---|-------------------|-------|-----------------|--|
| RPI                       | S | Opponent          | Score | RPI       | S | Opponent  | Score | RPI        | S | Opponent     | Score | RPI      | S | Opponent          | Score |                 |  |
|                           |   |                   |       | 46        | A | Oregon    | 63 77 | 52         | A | UT Arlington | 54 75 | 124      | H | Northern Colo.    | 66 73 |                 |  |
|                           |   |                   |       |           |   |           |       | 53         | H | Tulane       | 66 75 | 162      | H | Houston           | 49 56 |                 |  |
|                           |   |                   |       |           |   |           |       | 80         | A | Texas        | 43 76 | 202      | H | Abilene Christian | 71 68 |                 |  |
|                           |   |                   |       |           |   |           |       |            |   |              |       | 245      | H | Texas St.         | 72 47 |                 |  |
|                           |   |                   |       |           |   |           |       |            |   |              |       | 337      | H | Liberty           | 80 64 |                 |  |
| LAST 12 Division I GAMES: |   |                   |       |           |   |           |       |            |   |              |       |          |   |                   |       |                 |  |
| 202                       | H | Abilene Christian | 71 68 | 337       | H | Liberty   | 80 64 |            |   |              |       |          |   |                   |       |                 |  |
| 53                        | H | Tulane            | 66 75 | 162       | H | Houston   | 49 56 |            |   |              |       |          |   |                   |       |                 |  |
| 124                       | H | Northern Colo.    | 66 73 | 80        | A | Texas     | 43 76 |            |   |              |       |          |   |                   |       |                 |  |
| 46                        | A | Oregon            | 63 77 | 245       | H | Texas St. | 72 47 |            |   |              |       |          |   |                   |       |                 |  |
| 52                        | A | UT Arlington      | 54 75 |           |   |           |       |            |   |              |       |          |   |                   |       |                 |  |

Non-Div I Games: Tex. A&M-Kingsville70 44 Angelo St. 77 85

UTSA

Loss, Non-Conf, S Site, H Home A Away N Neutral

|                   |          |           |                |            |             |               |      |      |       |           |
|-------------------|----------|-----------|----------------|------------|-------------|---------------|------|------|-------|-----------|
| Average RPI Win:  | 171      | WON-LOST  | WINNING        | LAST 10    | STRENGTH OF | OPP. STRENGTH | TEAM | ADJ. | CONF. | ADJ CONF. |
| Average RPI Loss: | 0        | RECORD    | PCT. RANK      | GAMES      | SCHEDULE    | OF SCHEDULE   | RPI  | RPI  | RPI   | RPI       |
| DIV. I ONLY       | 11- 0    | 1         | 10- 0          | 103        | 192         | 14            | 14   | 2    | 2     |           |
| DIV. I NON-CONF.  | 11- 0    | 1         | 11- 0          | 103        | 193         | 14            | 14   | 2    | 2     |           |
| TOTALS            | RPI 1-25 | RPI 26-50 | W-L RECORDS    | RPI 51-100 | RPI 101-150 | RPI 150+      |      |      |       |           |
| 11- 0             | 0- 0     | 1- 0      | OVERALL        | 1- 0       | 4- 0        | 5- 0          |      |      |       |           |
| 7- 0              | 0- 0     | 0- 0      | HOME           | 1- 0       | 2- 0        | 4- 0          |      |      |       |           |
| 3- 0              | 0- 0     | 0- 0      | AWAY           | 0- 0       | 2- 0        | 1- 0          |      |      |       |           |
| 1- 0              | 0- 0     | 1- 0      | NEUTRAL        | 0- 0       | 0- 0        | 0- 0          |      |      |       |           |
| 11- 0             | 0- 0     | 1- 0      | NON-CONFERENCE | 1- 0       | 4- 0        | 5- 0          |      |      |       |           |
| 7- 0              | 0- 0     | 0- 0      | HOME           | 1- 0       | 2- 0        | 4- 0          |      |      |       |           |
| 3- 0              | 0- 0     | 0- 0      | AWAY           | 0- 0       | 2- 0        | 1- 0          |      |      |       |           |
| 1- 0              | 0- 0     | 1- 0      | NEUTRAL        | 0- 0       | 0- 0        | 0- 0          |      |      |       |           |
| 0- 0              | 0- 0     | 0- 0      | CONFERENCE     | 0- 0       | 0- 0        | 0- 0          |      |      |       |           |
| 0- 0              | 0- 0     | 0- 0      | HOME           | 0- 0       | 0- 0        | 0- 0          |      |      |       |           |
| 0- 0              | 0- 0     | 0- 0      | AWAY           | 0- 0       | 0- 0        | 0- 0          |      |      |       |           |
| 0- 0              | 0- 0     | 0- 0      | NEUTRAL        | 0- 0       | 0- 0        | 0- 0          |      |      |       |           |

| RPI 1-25                  |   |          |       | Team's RPI: 14 |   | RPI 26-50      |        |     |   | RPI 51-100      |       |     |   | RPI 101+        |        |  |  |
|---------------------------|---|----------|-------|----------------|---|----------------|--------|-----|---|-----------------|-------|-----|---|-----------------|--------|--|--|
| RPI                       | S | Opponent | Score | RPI            | S | Opponent       | Score  | RPI | S | Opponent        | Score | RPI | S | Opponent        | Score  |  |  |
|                           |   |          |       | 50             | N | Charlotte      | 81 68  | 59  | H | BYU             | 77 60 | 108 | A | St. Mary's (CA) | 63 62  |  |  |
|                           |   |          |       |                |   |                |        |     |   |                 |       | 112 | H | Montana St.     | 74 64  |  |  |
|                           |   |          |       |                |   |                |        |     |   |                 |       | 131 | A | Fresno St.      | 65 55  |  |  |
|                           |   |          |       |                |   |                |        |     |   |                 |       | 133 | H | Southern Utah   | 69 43  |  |  |
|                           |   |          |       |                |   |                |        |     |   |                 |       | 201 | H | Utah St.        | 65 58  |  |  |
|                           |   |          |       |                |   |                |        |     |   |                 |       | 203 | H | Weber St.       | 71 52  |  |  |
|                           |   |          |       |                |   |                |        |     |   |                 |       | 255 | A | Nevada          | 80 50  |  |  |
|                           |   |          |       |                |   |                |        |     |   |                 |       | 300 | H | Northern Ariz.  | 78 65  |  |  |
|                           |   |          |       |                |   |                |        |     |   |                 |       | 327 | H | Utah Valley     | 100 52 |  |  |
| LAST 12 Division I GAMES: |   |          |       |                |   |                |        |     |   |                 |       |     |   |                 |        |  |  |
|                           |   |          |       | 300            | H | Northern Ariz. | 78 65  | 203 | H | Weber St.       | 71 52 |     |   |                 |        |  |  |
|                           |   |          |       | 50             | N | Charlotte      | 81 68  | 59  | H | BYU             | 77 60 |     |   |                 |        |  |  |
|                           |   |          |       | 327            | H | Utah Valley    | 100 52 | 255 | A | Nevada          | 80 50 |     |   |                 |        |  |  |
|                           |   |          |       | 131            | A | Fresno St.     | 65 55  | 201 | H | Utah St.        | 65 58 |     |   |                 |        |  |  |
|                           |   |          |       | 112            | H | Montana St.    | 74 64  | 133 | H | Southern Utah   | 69 43 |     |   |                 |        |  |  |
|                           |   |          |       |                |   |                |        | 108 | A | St. Mary's (CA) | 63 62 |     |   |                 |        |  |  |

Non-Div I Games:

Utah



|                   |          |           |                |            |             |               |      |      |       |           |
|-------------------|----------|-----------|----------------|------------|-------------|---------------|------|------|-------|-----------|
| Average RPI Win:  | 271      | WON-LOST  | WINNING        | LAST 10    | STRENGTH OF | OPP. STRENGTH | TEAM | ADJ. | CONF. | ADJ CONF. |
| Average RPI Loss: | 82       | RECORD    | PCT. RANK      | GAMES      | SCHEDULE    | OF SCHEDULE   | RPI  | RPI  | RPI   | RPI       |
| DIV. I ONLY       | 6- 4     | 126       | 6- 4           | 270        | 233         | 201           | 201  | 14   | 14    |           |
| DIV. I NON-CONF.  | 6- 4     | 124       | 6- 4           | 271        | 232         | 202           | 202  | 14   | 14    |           |
| TOTALS            | RPI 1-25 | RPI 26-50 | W-L RECORDS    | RPI 51-100 | RPI 101-150 | RPI 150+      |      |      |       |           |
| 6- 4              | 0- 1     | 0- 0      | OVERALL        | 0- 1       | 1- 2        | 5- 0          |      |      |       |           |
| 4- 2              | 0- 0     | 0- 0      | HOME           | 0- 1       | 1- 1        | 3- 0          |      |      |       |           |
| 1- 2              | 0- 1     | 0- 0      | AWAY           | 0- 0       | 0- 1        | 1- 0          |      |      |       |           |
| 1- 0              | 0- 0     | 0- 0      | NEUTRAL        | 0- 0       | 0- 0        | 1- 0          |      |      |       |           |
| 6- 4              | 0- 1     | 0- 0      | NON-CONFERENCE | 0- 1       | 1- 2        | 5- 0          |      |      |       |           |
| 4- 2              | 0- 0     | 0- 0      | HOME           | 0- 1       | 1- 1        | 3- 0          |      |      |       |           |
| 1- 2              | 0- 1     | 0- 0      | AWAY           | 0- 0       | 0- 1        | 1- 0          |      |      |       |           |
| 1- 0              | 0- 0     | 0- 0      | NEUTRAL        | 0- 0       | 0- 0        | 1- 0          |      |      |       |           |
| 0- 0              | 0- 0     | 0- 0      | CONFERENCE     | 0- 0       | 0- 0        | 0- 0          |      |      |       |           |
| 0- 0              | 0- 0     | 0- 0      | HOME           | 0- 0       | 0- 0        | 0- 0          |      |      |       |           |
| 0- 0              | 0- 0     | 0- 0      | AWAY           | 0- 0       | 0- 0        | 0- 0          |      |      |       |           |
| 0- 0              | 0- 0     | 0- 0      | NEUTRAL        | 0- 0       | 0- 0        | 0- 0          |      |      |       |           |

| RPI 1-25                  |   |             |       | RPI 26-50 |   |                |       | RPI 51-100 |   |               |       | RPI 101+ |   |                |       | Team's RPI: 201 |
|---------------------------|---|-------------|-------|-----------|---|----------------|-------|------------|---|---------------|-------|----------|---|----------------|-------|-----------------|
| RPI                       | S | Opponent    | Score | RPI       | S | Opponent       | Score | RPI        | S | Opponent      | Score | RPI      | S | Opponent       | Score |                 |
| 14                        | A | Utah        | 58 65 |           |   |                |       | 59         | H | BYU           | 40 60 | 112      | H | Montana St.    | 64 56 |                 |
|                           |   |             |       |           |   |                |       |            |   |               |       | 122      | A | Arizona        | 57 61 |                 |
|                           |   |             |       |           |   |                |       |            |   |               |       | 133      | H | Southern Utah  | 54 70 |                 |
|                           |   |             |       |           |   |                |       |            |   |               |       | 187      | H | Idaho St.      | 69 56 |                 |
|                           |   |             |       |           |   |                |       |            |   |               |       | 310      | H | UC Irvine      | 66 52 |                 |
|                           |   |             |       |           |   |                |       |            |   |               |       | 327      | H | Utah Valley    | 56 45 |                 |
|                           |   |             |       |           |   |                |       |            |   |               |       | 343      | A | Montana        | 65 47 |                 |
|                           |   |             |       |           |   |                |       |            |   |               |       | 345      | N | Incarnate Word | 79 46 |                 |
| LAST 12 Division I GAMES: |   |             |       |           |   |                |       |            |   |               |       |          |   |                |       |                 |
| 122                       | A | Arizona     | 57 61 | 327       | H | Utah Valley    | 56 45 | 14         | A | Utah          | 58 65 |          |   |                |       |                 |
| 59                        | H | BYU         | 40 60 | 187       | H | Idaho St.      | 69 56 | 343        | A | Montana       | 65 47 |          |   |                |       |                 |
| 310                       | H | UC Irvine   | 66 52 | 345       | N | Incarnate Word | 79 46 | 133        | H | Southern Utah | 54 70 |          |   |                |       |                 |
| 112                       | H | Montana St. | 64 56 |           |   |                |       |            |   |               |       |          |   |                |       |                 |

Non-Div I Games: Westminster (UT) 72 49

Utah St.

## Utah Valley

Through Games Of Dec. 23, 2016

|                   |          |           |                |            |             |               |      |      |       |           |
|-------------------|----------|-----------|----------------|------------|-------------|---------------|------|------|-------|-----------|
| Average RPI Win:  | 269      | WON-LOST  | WINNING        | LAST 10    | STRENGTH OF | OPP. STRENGTH | TEAM | ADJ. | CONF. | ADJ CONF. |
| Average RPI Loss: | 178      | RECORD    | PCT. RANK      | GAMES      | SCHEDULE    | OF SCHEDULE   | RPI  | RPI  | RPI   | RPI       |
| DIV. I ONLY       | 3- 10    | 275       | 3- 7           | 285        | 243         | 327           | 327  | 30   | 30    |           |
| DIV. I NON-CONF.  | 3- 10    | 275       | 3- 9           | 288        | 242         | 327           | 327  | 30   | 30    |           |
| TOTALS            | RPI 1-25 | RPI 26-50 | W-L RECORDS    | RPI 51-100 | RPI 101-150 | RPI 150+      |      |      |       |           |
| 3- 10             | 0- 1     | 0- 0      | OVERALL        | 0- 1       | 1- 1        | 2- 7          |      |      |       |           |
| 2- 3              | 0- 0     | 0- 0      | HOME           | 0- 1       | 0- 1        | 2- 1          |      |      |       |           |
| 1- 5              | 0- 0     | 0- 0      | AWAY           | 0- 0       | 1- 0        | 0- 2          |      |      |       |           |
| 0- 2              | 0- 0     | 0- 0      | NEUTRAL        | 0- 0       | 0- 0        | 0- 2          |      |      |       |           |
| 3- 10             | 0- 1     | 0- 0      | NON-CONFERENCE | 0- 1       | 1- 1        | 2- 7          |      |      |       |           |
| 2- 3              | 0- 0     | 0- 0      | HOME           | 0- 1       | 0- 1        | 2- 1          |      |      |       |           |
| 1- 5              | 0- 1     | 0- 0      | AWAY           | 0- 0       | 1- 0        | 0- 4          |      |      |       |           |
| 0- 2              | 0- 0     | 0- 0      | NEUTRAL        | 0- 0       | 0- 0        | 0- 2          |      |      |       |           |
| 0- 0              | 0- 0     | 0- 0      | CONFERENCE     | 0- 0       | 0- 0        | 0- 0          |      |      |       |           |
| 0- 0              | 0- 0     | 0- 0      | HOME           | 0- 0       | 0- 0        | 0- 0          |      |      |       |           |
| 0- 0              | 0- 0     | 0- 0      | AWAY           | 0- 0       | 0- 0        | 0- 0          |      |      |       |           |
| 0- 0              | 0- 0     | 0- 0      | NEUTRAL        | 0- 0       | 0- 0        | 0- 0          |      |      |       |           |

| RPI 1-25                  |   |               |        | RPI 26-50 |   |               |       | RPI 51-100 |   |          |       | RPI 101+ |   |               |       | Team's RPI: 327 |
|---------------------------|---|---------------|--------|-----------|---|---------------|-------|------------|---|----------|-------|----------|---|---------------|-------|-----------------|
| RPI                       | S | Opponent      | Score  | RPI       | S | Opponent      | Score | RPI        | S | Opponent | Score | RPI      | S | Opponent      | Score |                 |
| 14                        | A | Utah          | 52 100 |           |   |               |       | 59         | H | BYU      | 50 68 | 133      | A | Southern Utah | 70 64 |                 |
|                           |   |               |        |           |   |               |       |            |   |          |       | 137      | H | Eastern Wash. | 50 83 |                 |
|                           |   |               |        |           |   |               |       |            |   |          |       | 178      | N | Central Mich. | 62 71 |                 |
|                           |   |               |        |           |   |               |       |            |   |          |       | 187      | A | Idaho St.     | 56 61 |                 |
|                           |   |               |        |           |   |               |       |            |   |          |       | 201      | A | Utah St.      | 45 56 |                 |
|                           |   |               |        |           |   |               |       |            |   |          |       | 203      | H | Weber St.     | 61 64 |                 |
|                           |   |               |        |           |   |               |       |            |   |          |       | 209      | N | SIUE          | 64 71 |                 |
|                           |   |               |        |           |   |               |       |            |   |          |       | 293      | A | Air Force     | 53 64 |                 |
|                           |   |               |        |           |   |               |       |            |   |          |       | 294      | A | Cal Poly      | 65 77 |                 |
|                           |   |               |        |           |   |               |       |            |   |          |       | 335      | H | Pepperdine    | 72 65 |                 |
|                           |   |               |        |           |   |               |       |            |   |          |       | 339      | H | Denver        | 72 58 |                 |
| LAST 12 Division I GAMES: |   |               |        |           |   |               |       |            |   |          |       |          |   |               |       |                 |
| 187                       | A | Idaho St.     | 56 61  | 293       | A | Air Force     | 53 64 |            |   |          |       |          |   |               |       |                 |
| 201                       | A | Utah St.      | 45 56  | 209       | N | SIUE          | 64 71 |            |   |          |       |          |   |               |       |                 |
| 339                       | H | Denver        | 72 58  | 335       | H | Pepperdine    | 72 65 |            |   |          |       |          |   |               |       |                 |
| 133                       | A | Southern Utah | 70 64  | 294       | A | Cal Poly      | 65 77 |            |   |          |       |          |   |               |       |                 |
| 14                        | A | Utah          | 52 100 | 178       | N | Central Mich. | 62 71 |            |   |          |       |          |   |               |       |                 |
| 203                       | H | Weber St.     | 61 64  | 137       | H | Eastern Wash. | 50 83 |            |   |          |       |          |   |               |       |                 |

Non-Div I Games:

Utah Valley

■ Loss, 
 ■ Non-Conf, 
 S Site, 
 ■ Home 
 ■ Away 
 N Neutral

|                   |          |           |                |            |             |               |      |      |       |           |
|-------------------|----------|-----------|----------------|------------|-------------|---------------|------|------|-------|-----------|
| Average RPI Win:  | 256      | WON-LOST  | WINNING        | LAST 10    | STRENGTH OF | OPP. STRENGTH | TEAM | ADJ. | CONF. | ADJ CONF. |
| Average RPI Loss: | 105      | RECORD    | PCT. RANK      | GAMES      | SCHEDULE    | OF SCHEDULE   | RPI  | RPI  | RPI   | RPI       |
| DIV. I ONLY       | 6- 7     | 181       | 4- 6           | 175        | 134         | 167           | 167  | 11   | 11    |           |
| DIV. I NON-CONF.  | 6- 6     | 161       | 5- 6           | 185        | 134         | 165           | 165  | 11   | 11    |           |
| TOTALS            | RPI 1-25 | RPI 26-50 | W-L RECORDS    | RPI 51-100 | RPI 101-150 | RPI 150+      |      |      |       |           |
| 6- 7              | 0- 1     | 0- 0      | OVERALL        | 0- 2       | 1- 2        | 5- 2          |      |      |       |           |
| 2- 3              | 0- 1     | 0- 0      | HOME           | 0- 1       | 0- 0        | 2- 1          |      |      |       |           |
| 2- 4              | 0- 0     | 0- 0      | AWAY           | 0- 0       | 0- 0        | 2- 0          |      |      |       |           |
| 2- 0              | 0- 0     | 0- 0      | NEUTRAL        | 0- 0       | 1- 0        | 1- 0          |      |      |       |           |
| 6- 6              | 0- 1     | 0- 0      | NON-CONFERENCE | 0- 2       | 1- 1        | 5- 2          |      |      |       |           |
| 2- 3              | 0- 1     | 0- 0      | HOME           | 0- 1       | 0- 0        | 2- 1          |      |      |       |           |
| 2- 3              | 0- 0     | 0- 0      | AWAY           | 0- 1       | 0- 1        | 2- 1          |      |      |       |           |
| 2- 0              | 0- 0     | 0- 0      | NEUTRAL        | 0- 0       | 1- 0        | 1- 0          |      |      |       |           |
| 0- 1              | 0- 0     | 0- 0      | CONFERENCE     | 0- 0       | 0- 1        | 0- 0          |      |      |       |           |
| 0- 0              | 0- 0     | 0- 0      | HOME           | 0- 0       | 0- 0        | 0- 0          |      |      |       |           |
| 0- 1              | 0- 0     | 0- 0      | AWAY           | 0- 0       | 0- 1        | 0- 0          |      |      |       |           |
| 0- 0              | 0- 0     | 0- 0      | NEUTRAL        | 0- 0       | 0- 0        | 0- 0          |      |      |       |           |

| RPI 1-25                  |   |              |       | RPI 26-50 |   |                   |       | RPI 51-100 |   |             |       | RPI 101+ Team's RPI: 167 |   |                   |       |
|---------------------------|---|--------------|-------|-----------|---|-------------------|-------|------------|---|-------------|-------|--------------------------|---|-------------------|-------|
| RPI                       | S | Opponent     | Score | RPI       | S | Opponent          | Score | RPI        | S | Opponent    | Score | RPI                      | S | Opponent          | Score |
| 15                        | H | Minnesota    | 69 79 |           |   |                   |       | 63         | A | Wake Forest | 54 60 | 109                      | A | Ole Miss          | 57 77 |
|                           |   |              |       |           |   |                   |       | 88         | H | IUPUI       | 62 71 | 116                      | A | George Washington | 67 81 |
|                           |   |              |       |           |   |                   |       |            |   |             |       | 129                      | N | Villanova         | 68 66 |
|                           |   |              |       |           |   |                   |       |            |   |             |       | 166                      | A | Old Dominion      | 60 70 |
|                           |   |              |       |           |   |                   |       |            |   |             |       | 180                      | H | Iona              | 57 59 |
|                           |   |              |       |           |   |                   |       |            |   |             |       | 213                      | N | American          | 68 62 |
|                           |   |              |       |           |   |                   |       |            |   |             |       | 268                      | H | Coppin St.        | 73 44 |
|                           |   |              |       |           |   |                   |       |            |   |             |       | 297                      | A | Campbell          | 66 53 |
|                           |   |              |       |           |   |                   |       |            |   |             |       | 312                      | A | Furman            | 75 61 |
|                           |   |              |       |           |   |                   |       |            |   |             |       | 319                      | H | UNCG              | 65 54 |
| LAST 12 Division I GAMES: |   |              |       |           |   |                   |       |            |   |             |       |                          |   |                   |       |
| 63                        | A | Wake Forest  | 54 60 | 312       | A | Furman            | 75 61 |            |   |             |       |                          |   |                   |       |
| 109                       | A | Ole Miss     | 57 77 | 116       | A | George Washington | 67 81 |            |   |             |       |                          |   |                   |       |
| 319                       | H | UNCG         | 65 54 | 180       | H | Iona              | 57 59 |            |   |             |       |                          |   |                   |       |
| 166                       | A | Old Dominion | 60 70 | 129       | N | Villanova         | 68 66 |            |   |             |       |                          |   |                   |       |
| 297                       | A | Campbell     | 66 53 | 213       | N | American          | 68 62 |            |   |             |       |                          |   |                   |       |
| 15                        | H | Minnesota    | 69 79 | 88        | H | IUPUI             | 62 71 |            |   |             |       |                          |   |                   |       |

Non-Div I Games:

VCU

## Valparaiso

Through Games Of Dec. 23, 2016

|                   |          |           |                |            |             |               |      |      |       |           |
|-------------------|----------|-----------|----------------|------------|-------------|---------------|------|------|-------|-----------|
| Average RPI Win:  | 321      | WON-LOST  | WINNING        | LAST 10    | STRENGTH OF | OPP. STRENGTH | TEAM | ADJ. | CONF. | ADJ CONF. |
| Average RPI Loss: | 172      | RECORD    | PCT. RANK      | GAMES      | SCHEDULE    | OF SCHEDULE   | RPI  | RPI  | RPI   | RPI       |
| DIV. I ONLY       | 3- 6     | 233       | 3- 5           | 318        | 148         | 309           | 309  | 20   | 20    |           |
| DIV. I NON-CONF.  | 3- 6     | 231       | 3- 6           | 318        | 148         | 309           | 309  | 20   | 20    |           |
| TOTALS            | RPI 1-25 | RPI 26-50 | W-L RECORDS    | RPI 51-100 | RPI 101-150 | RPI 150+      |      |      |       |           |
| 3- 6              | 0- 1     | 0- 0      | OVERALL        | 0- 1       | 0- 0        | 3- 4          |      |      |       |           |
| 2- 2              | 0- 0     | 0- 0      | HOME           | 0- 0       | 0- 0        | 2- 2          |      |      |       |           |
| 1- 4              | 0- 0     | 0- 0      | AWAY           | 0- 0       | 0- 0        | 1- 0          |      |      |       |           |
| 0- 0              | 0- 0     | 0- 0      | NEUTRAL        | 0- 0       | 0- 0        | 0- 0          |      |      |       |           |
| 3- 6              | 0- 1     | 0- 0      | NON-CONFERENCE | 0- 1       | 0- 0        | 3- 4          |      |      |       |           |
| 2- 2              | 0- 0     | 0- 0      | HOME           | 0- 0       | 0- 0        | 2- 2          |      |      |       |           |
| 1- 4              | 0- 1     | 0- 0      | AWAY           | 0- 1       | 0- 0        | 1- 2          |      |      |       |           |
| 0- 0              | 0- 0     | 0- 0      | NEUTRAL        | 0- 0       | 0- 0        | 0- 0          |      |      |       |           |
| 0- 0              | 0- 0     | 0- 0      | CONFERENCE     | 0- 0       | 0- 0        | 0- 0          |      |      |       |           |
| 0- 0              | 0- 0     | 0- 0      | HOME           | 0- 0       | 0- 0        | 0- 0          |      |      |       |           |
| 0- 0              | 0- 0     | 0- 0      | AWAY           | 0- 0       | 0- 0        | 0- 0          |      |      |       |           |
| 0- 0              | 0- 0     | 0- 0      | NEUTRAL        | 0- 0       | 0- 0        | 0- 0          |      |      |       |           |

| RPI 1-25                  |   |              |        | RPI 26-50 |   |              |       | RPI 51-100 |   |             |       | RPI 101+ Team's RPI: 309 |   |              |       |
|---------------------------|---|--------------|--------|-----------|---|--------------|-------|------------|---|-------------|-------|--------------------------|---|--------------|-------|
| RPI                       | S | Opponent     | Score  | RPI       | S | Opponent     | Score | RPI        | S | Opponent    | Score | RPI                      | S | Opponent     | Score |
| 2                         | A | Notre Dame   | 54 114 |           |   |              |       | 70         | A | Indiana     | 58 87 | 192                      | A | Stetson      | 75 87 |
|                           |   |              |        |           |   |              |       |            |   |             |       | 218                      | H | Bradley      | 56 67 |
|                           |   |              |        |           |   |              |       |            |   |             |       | 267                      | H | Evansville   | 65 70 |
|                           |   |              |        |           |   |              |       |            |   |             |       | 281                      | A | Illinois St. | 56 77 |
|                           |   |              |        |           |   |              |       |            |   |             |       | 313                      | A | Chicago St.  | 53 51 |
|                           |   |              |        |           |   |              |       |            |   |             |       | 314                      | H | Eastern Ill. | 73 68 |
|                           |   |              |        |           |   |              |       |            |   |             |       | 337                      | H | Liberty      | 70 68 |
| LAST 12 Division I GAMES: |   |              |        |           |   |              |       |            |   |             |       |                          |   |              |       |
| 218                       | H | Bradley      | 56 67  | 267       | H | Evansville   | 65 70 | 337        | H | Liberty     | 70 68 |                          |   |              |       |
| 70                        | A | Indiana      | 58 87  | 281       | A | Illinois St. | 56 77 | 313        | A | Chicago St. | 53 51 |                          |   |              |       |
| 2                         | A | Notre Dame   | 54 114 | 192       | A | Stetson      | 75 87 |            |   |             |       |                          |   |              |       |
| 314                       | H | Eastern Ill. | 73 68  |           |   |              |       |            |   |             |       |                          |   |              |       |

Non-Div I Games: Ind.-Kokomo 102 47 Grace (IN) 71 49

Valparaiso

Loss, Non-Conf, S Site, H Home A Away N Neutral

|                   |          |           |                |            |             |               |      |      |       |           |
|-------------------|----------|-----------|----------------|------------|-------------|---------------|------|------|-------|-----------|
| Average RPI Win:  | 197      | WON-LOST  | WINNING        | LAST 10    | STRENGTH OF | OPP. STRENGTH | TEAM | ADJ. | CONF. | ADJ CONF. |
| Average RPI Loss: | 47       | RECORD    | PCT. RANK      | GAMES      | SCHEDULE    | OF SCHEDULE   | RPI  | RPI  | RPI   | RPI       |
| DIV. I ONLY       | 10- 2    | 27        | 9- 1           | 146        | 163         | 62            | 62   | 1    | 1     |           |
| DIV. I NON-CONF.  | 10- 2    | 27        | 10- 2          | 148        | 164         | 63            | 63   | 1    | 1     |           |
| TOTALS            | RPI 1-25 | RPI 26-50 | W-L RECORDS    | RPI 51-100 | RPI 101-150 | RPI 150+      |      |      |       |           |
| 10- 2             | 0- 1     | 2- 0      | OVERALL        | 1- 1       | 0- 0        | 7- 0          |      |      |       |           |
| 6- 1              | 0- 1     | 2- 0      | HOME           | 1- 0       | 0- 0        | 3- 0          |      |      |       |           |
| 3- 1              | 0- 0     | 0- 0      | AWAY           | 0- 1       | 0- 0        | 3- 0          |      |      |       |           |
| 1- 0              | 0- 0     | 0- 0      | NEUTRAL        | 0- 0       | 0- 0        | 1- 0          |      |      |       |           |
| 10- 2             | 0- 1     | 2- 0      | NON-CONFERENCE | 1- 1       | 0- 0        | 7- 0          |      |      |       |           |
| 6- 1              | 0- 1     | 2- 0      | HOME           | 1- 0       | 0- 0        | 3- 0          |      |      |       |           |
| 3- 1              | 0- 0     | 0- 0      | AWAY           | 0- 1       | 0- 0        | 3- 0          |      |      |       |           |
| 1- 0              | 0- 0     | 0- 0      | NEUTRAL        | 0- 0       | 0- 0        | 1- 0          |      |      |       |           |
| 0- 0              | 0- 0     | 0- 0      | CONFERENCE     | 0- 0       | 0- 0        | 0- 0          |      |      |       |           |
| 0- 0              | 0- 0     | 0- 0      | HOME           | 0- 0       | 0- 0        | 0- 0          |      |      |       |           |
| 0- 0              | 0- 0     | 0- 0      | AWAY           | 0- 0       | 0- 0        | 0- 0          |      |      |       |           |
| 0- 0              | 0- 0     | 0- 0      | NEUTRAL        | 0- 0       | 0- 0        | 0- 0          |      |      |       |           |

| RPI 1-25                  |   |                |       | RPI 26-50 |   |            |       | RPI 51-100 Team's RPI: 62 |   |               |       | RPI 101+ |   |                |       |
|---------------------------|---|----------------|-------|-----------|---|------------|-------|---------------------------|---|---------------|-------|----------|---|----------------|-------|
| RPI                       | S | Opponent       | Score | RPI       | S | Opponent   | Score | RPI                       | S | Opponent      | Score | RPI      | S | Opponent       | Score |
| 24                        | H | Louisville     | 66 78 | 28        | H | Duke       | 77 73 | 53                        | H | Tulane        | 74 63 | 209      | N | SIUE           | 73 63 |
|                           |   |                |       | 38        | H | Drexel     | 73 63 | 70                        | A | Indiana       | 61 94 | 215      | A | UT Martin      | 79 77 |
|                           |   |                |       |           |   |            |       |                           |   |               |       | 230      | H | Robert Morris  | 75 59 |
|                           |   |                |       |           |   |            |       |                           |   |               |       | 252      | A | ETSU           | 80 72 |
|                           |   |                |       |           |   |            |       |                           |   |               |       | 293      | A | Air Force      | 75 49 |
|                           |   |                |       |           |   |            |       |                           |   |               |       | 324      | H | Tennessee Tech | 89 57 |
|                           |   |                |       |           |   |            |       |                           |   |               |       | 328      | H | Kennesaw St.   | 86 54 |
| LAST 12 Division I GAMES: |   |                |       |           |   |            |       |                           |   |               |       |          |   |                |       |
| 324                       | H | Tennessee Tech | 89 57 | 24        | H | Louisville | 66 78 | 230                       | H | Robert Morris | 75 59 |          |   |                |       |
| 252                       | A | ETSU           | 80 72 | 28        | H | Duke       | 77 73 | 38                        | H | Drexel        | 73 63 |          |   |                |       |
| 53                        | H | Tulane         | 74 63 | 70        | A | Indiana    | 61 94 | 328                       | H | Kennesaw St.  | 86 54 |          |   |                |       |
| 209                       | N | SIUE           | 73 63 |           |   |            |       |                           |   |               |       |          |   |                |       |
| 293                       | A | Air Force      | 75 49 |           |   |            |       |                           |   |               |       |          |   |                |       |
| 215                       | A | UT Martin      | 79 77 |           |   |            |       |                           |   |               |       |          |   |                |       |

Non-Div I Games:

Vanderbilt

|                   |          |           |                |            |             |               |      |      |       |           |
|-------------------|----------|-----------|----------------|------------|-------------|---------------|------|------|-------|-----------|
| Average RPI Win:  | 310      | WON-LOST  | WINNING        | LAST 10    | STRENGTH OF | OPP. STRENGTH | TEAM | ADJ. | CONF. | ADJ CONF. |
| Average RPI Loss: | 168      | RECORD    | PCT. RANK      | GAMES      | SCHEDULE    | OF SCHEDULE   | RPI  | RPI  | RPI   | RPI       |
| DIV. I ONLY       | 3- 8     | 259       | 3- 7           | 198        | 326         | 302           | 302  | 23   | 23    |           |
| DIV. I NON-CONF.  | 3- 8     | 259       | 3- 8           | 199        | 326         | 302           | 302  | 23   | 23    |           |
| TOTALS            | RPI 1-25 | RPI 26-50 | W-L RECORDS    | RPI 51-100 | RPI 101-150 | RPI 150+      |      |      |       |           |
| 3- 8              | 0- 1     | 0- 0      | OVERALL        | 0- 1       | 0- 1        | 3- 5          |      |      |       |           |
| 3- 3              | 0- 0     | 0- 0      | HOME           | 0- 0       | 0- 1        | 3- 2          |      |      |       |           |
| 0- 5              | 0- 1     | 0- 0      | AWAY           | 0- 1       | 0- 0        | 0- 3          |      |      |       |           |
| 0- 0              | 0- 0     | 0- 0      | NEUTRAL        | 0- 0       | 0- 0        | 0- 0          |      |      |       |           |
| 3- 8              | 0- 1     | 0- 0      | NON-CONFERENCE | 0- 1       | 0- 1        | 3- 5          |      |      |       |           |
| 3- 3              | 0- 0     | 0- 0      | HOME           | 0- 0       | 0- 1        | 3- 2          |      |      |       |           |
| 0- 5              | 0- 1     | 0- 0      | AWAY           | 0- 1       | 0- 0        | 0- 3          |      |      |       |           |
| 0- 0              | 0- 0     | 0- 0      | NEUTRAL        | 0- 0       | 0- 0        | 0- 0          |      |      |       |           |
| 0- 0              | 0- 0     | 0- 0      | CONFERENCE     | 0- 0       | 0- 0        | 0- 0          |      |      |       |           |
| 0- 0              | 0- 0     | 0- 0      | HOME           | 0- 0       | 0- 0        | 0- 0          |      |      |       |           |
| 0- 0              | 0- 0     | 0- 0      | AWAY           | 0- 0       | 0- 0        | 0- 0          |      |      |       |           |
| 0- 0              | 0- 0     | 0- 0      | NEUTRAL        | 0- 0       | 0- 0        | 0- 0          |      |      |       |           |

| RPI 1-25                  |   |            |       | RPI 26-50 |   |                   |       | RPI 51-100 |   |          |       | RPI 101+ Team's RPI: 302 |   |                   |       |
|---------------------------|---|------------|-------|-----------|---|-------------------|-------|------------|---|----------|-------|--------------------------|---|-------------------|-------|
| RPI                       | S | Opponent   | Score | RPI       | S | Opponent          | Score | RPI        | S | Opponent | Score | RPI                      | S | Opponent          | Score |
| 25                        | A | Michigan   | 56 78 |           |   |                   |       | 56         | A | Temple   | 39 53 | 145                      | H | Milwaukee         | 44 68 |
|                           |   |            |       |           |   |                   |       |            |   |          |       | 160                      | A | Yale              | 48 77 |
|                           |   |            |       |           |   |                   |       |            |   |          |       | 205                      | A | Oakland           | 55 79 |
|                           |   |            |       |           |   |                   |       |            |   |          |       | 206                      | H | Brown             | 50 62 |
|                           |   |            |       |           |   |                   |       |            |   |          |       | 221                      | H | Bryant            | 57 63 |
|                           |   |            |       |           |   |                   |       |            |   |          |       | 275                      | H | Dartmouth         | 59 54 |
|                           |   |            |       |           |   |                   |       |            |   |          |       | 320                      | H | Holy Cross        | 63 52 |
|                           |   |            |       |           |   |                   |       |            |   |          |       | 323                      | A | Central Conn. St. | 76 78 |
|                           |   |            |       |           |   |                   |       |            |   |          |       | 334                      | H | NJIT              | 64 42 |
| LAST 12 Division I GAMES: |   |            |       |           |   |                   |       |            |   |          |       |                          |   |                   |       |
| 25                        | A | Michigan   | 56 78 | 205       | A | Oakland           | 55 79 |            |   |          |       |                          |   |                   |       |
| 206                       | H | Brown      | 50 62 | 160       | A | Yale              | 48 77 |            |   |          |       |                          |   |                   |       |
| 56                        | A | Temple     | 39 53 | 323       | A | Central Conn. St. | 76 78 |            |   |          |       |                          |   |                   |       |
| 320                       | H | Holy Cross | 63 52 | 275       | H | Dartmouth         | 59 54 |            |   |          |       |                          |   |                   |       |
| 145                       | H | Milwaukee  | 44 68 | 221       | H | Bryant            | 57 63 |            |   |          |       |                          |   |                   |       |
| 334                       | H | NJIT       | 64 42 |           |   |                   |       |            |   |          |       |                          |   |                   |       |

Non-Div I Games:

Vermont

|                   |          |           |                |            |             |               |      |      |       |           |
|-------------------|----------|-----------|----------------|------------|-------------|---------------|------|------|-------|-----------|
| Average RPI Win:  | 197      | WON-LOST  | WINNING        | LAST 10    | STRENGTH OF | OPP. STRENGTH | TEAM | ADJ. | CONF. | ADJ CONF. |
| Average RPI Loss: | 87       | RECORD    | PCT. RANK      | GAMES      | SCHEDULE    | OF SCHEDULE   | RPI  | RPI  | RPI   | RPI       |
| DIV. I ONLY       | 4- 6     | 207       | 4- 6           | 29         | 197         | 129           | 129  | 6    | 6     |           |
| DIV. I NON-CONF.  | 4- 6     | 208       | 4- 6           | 29         | 197         | 130           | 130  | 6    | 6     |           |
| TOTALS            | RPI 1-25 | RPI 26-50 | W-L RECORDS    | RPI 51-100 | RPI 101-150 | RPI 150+      |      |      |       |           |
| 4- 6              | 0- 1     | 0- 1      | OVERALL        | 0- 1       | 1- 2        | 3- 1          |      |      |       |           |
| 2- 2              | 0- 0     | 0- 0      | HOME           | 0- 1       | 0- 1        | 2- 0          |      |      |       |           |
| 1- 1              | 0- 0     | 0- 1      | AWAY           | 0- 0       | 0- 0        | 1- 0          |      |      |       |           |
| 1- 3              | 0- 1     | 0- 0      | NEUTRAL        | 0- 0       | 1- 1        | 0- 1          |      |      |       |           |
| 4- 6              | 0- 1     | 0- 1      | NON-CONFERENCE | 0- 1       | 1- 2        | 3- 1          |      |      |       |           |
| 2- 2              | 0- 0     | 0- 0      | HOME           | 0- 1       | 0- 1        | 2- 0          |      |      |       |           |
| 1- 1              | 0- 0     | 0- 1      | AWAY           | 0- 0       | 0- 0        | 1- 0          |      |      |       |           |
| 1- 3              | 0- 1     | 0- 0      | NEUTRAL        | 0- 0       | 1- 1        | 0- 1          |      |      |       |           |
| 0- 0              | 0- 0     | 0- 0      | CONFERENCE     | 0- 0       | 0- 0        | 0- 0          |      |      |       |           |
| 0- 0              | 0- 0     | 0- 0      | HOME           | 0- 0       | 0- 0        | 0- 0          |      |      |       |           |
| 0- 0              | 0- 0     | 0- 0      | AWAY           | 0- 0       | 0- 0        | 0- 0          |      |      |       |           |
| 0- 0              | 0- 0     | 0- 0      | NEUTRAL        | 0- 0       | 0- 0        | 0- 0          |      |      |       |           |

| RPI 1-25                  |   |                   | RPI 26-50 |     |   | RPI 51-100      |        |     | RPI 101+ |          |       | Team's RPI: 129               |
|---------------------------|---|-------------------|-----------|-----|---|-----------------|--------|-----|----------|----------|-------|-------------------------------|
| RPI                       | S | Opponent          | Score     | RPI | S | Opponent        | Score  | RPI | S        | Opponent | Score |                               |
| 5                         | N | Mississippi St.   | 62 108    | 28  | A | Duke            | 50 68  | 56  | H        | Temple   | 48 83 | 116 H George Washington 69 72 |
|                           |   |                   |           |     |   |                 |        |     |          |          |       | 146 N Purdue 58 44            |
|                           |   |                   |           |     |   |                 |        |     |          |          |       | 149 N Troy 85 93              |
|                           |   |                   |           |     |   |                 |        |     |          |          |       | 155 H La Salle 52 49          |
|                           |   |                   |           |     |   |                 |        |     |          |          |       | 167 N VCU 66 68               |
|                           |   |                   |           |     |   |                 |        |     |          |          |       | 199 A Saint Joseph's 62 54    |
|                           |   |                   |           |     |   |                 |        |     |          |          |       | 287 H Lehigh 59 37            |
| LAST 12 Division I GAMES: |   |                   |           |     |   |                 |        |     |          |          |       |                               |
| 287                       | H | Lehigh            | 59 37     | 28  | A | Duke            | 50 68  | 56  | H        | Temple   | 48 83 |                               |
| 199                       | A | Saint Joseph's    | 62 54     | 56  | H | Temple          | 48 83  | 146 | N        | Purdue   | 58 44 |                               |
| 155                       | H | La Salle          | 52 49     | 5   | N | Mississippi St. | 62 108 |     |          |          |       |                               |
| 167                       | N | VCU               | 66 68     |     |   |                 |        |     |          |          |       |                               |
| 149                       | N | Troy              | 85 93     |     |   |                 |        |     |          |          |       |                               |
| 116                       | H | George Washington | 69 72     |     |   |                 |        |     |          |          |       |                               |

Non-Div I Games:

Villanova

|                   |          |           |                |            |             |               |      |      |       |           |
|-------------------|----------|-----------|----------------|------------|-------------|---------------|------|------|-------|-----------|
| Average RPI Win:  | 190      | WON-LOST  | WINNING        | LAST 10    | STRENGTH OF | OPP. STRENGTH | TEAM | ADJ. | CONF. | ADJ CONF. |
| Average RPI Loss: | 60       | RECORD    | PCT. RANK      | GAMES      | SCHEDULE    | OF SCHEDULE   | RPI  | RPI  | RPI   | RPI       |
| DIV. I ONLY       | 9- 2     | 37        | 8- 2           | 276        | 15          | 85            | 85   | 3    | 3     |           |
| DIV. I NON-CONF.  | 9- 2     | 37        | 9- 2           | 279        | 15          | 86            | 86   | 3    | 3     |           |
| TOTALS            | RPI 1-25 | RPI 26-50 | W-L RECORDS    | RPI 51-100 | RPI 101-150 | RPI 150+      |      |      |       |           |
| 9- 2              | 0- 0     | 0- 1      | OVERALL        | 2- 1       | 2- 0        | 5- 0          |      |      |       |           |
| 5- 0              | 0- 0     | 0- 0      | HOME           | 1- 0       | 1- 0        | 3- 0          |      |      |       |           |
| 3- 1              | 0- 0     | 0- 1      | AWAY           | 1- 0       | 0- 0        | 2- 0          |      |      |       |           |
| 1- 1              | 0- 0     | 0- 0      | NEUTRAL        | 0- 1       | 1- 0        | 0- 0          |      |      |       |           |
| 9- 2              | 0- 0     | 0- 1      | NON-CONFERENCE | 2- 1       | 2- 0        | 5- 0          |      |      |       |           |
| 5- 0              | 0- 0     | 0- 0      | HOME           | 1- 0       | 1- 0        | 3- 0          |      |      |       |           |
| 3- 1              | 0- 0     | 0- 1      | AWAY           | 1- 0       | 0- 0        | 2- 0          |      |      |       |           |
| 1- 1              | 0- 0     | 0- 0      | NEUTRAL        | 0- 1       | 1- 0        | 0- 0          |      |      |       |           |
| 0- 0              | 0- 0     | 0- 0      | CONFERENCE     | 0- 0       | 0- 0        | 0- 0          |      |      |       |           |
| 0- 0              | 0- 0     | 0- 0      | HOME           | 0- 0       | 0- 0        | 0- 0          |      |      |       |           |
| 0- 0              | 0- 0     | 0- 0      | AWAY           | 0- 0       | 0- 0        | 0- 0          |      |      |       |           |
| 0- 0              | 0- 0     | 0- 0      | NEUTRAL        | 0- 0       | 0- 0        | 0- 0          |      |      |       |           |

| RPI 1-25                  |   |          |       | RPI 26-50 |   |                 |        | RPI 51-100 |   |                 |       | Team's RPI: 85 | RPI 101+ |   |               |        |
|---------------------------|---|----------|-------|-----------|---|-----------------|--------|------------|---|-----------------|-------|----------------|----------|---|---------------|--------|
| RPI                       | S | Opponent | Score | RPI       | S | Opponent        | Score  | RPI        | S | Opponent        | Score |                | RPI      | S | Opponent      | Score  |
|                           |   |          |       | 45        | A | Northwestern    | 60 69  | 75         | N | St. John's (NY) | 55 66 |                | 103      | H | Middle Tenn.  | 63 51  |
|                           |   |          |       |           |   |                 |        | 90         | H | UMES            | 60 50 |                | 136      | N | Nebraska      | 73 51  |
|                           |   |          |       |           |   |                 |        | 99         | A | Georgia         | 66 43 |                | 193      | H | Rutgers       | 62 54  |
|                           |   |          |       |           |   |                 |        |            |   |                 |       |                | 252      | A | Richmond      | 63 56  |
|                           |   |          |       |           |   |                 |        |            |   |                 |       |                | 268      | H | Coppin St.    | 103 40 |
|                           |   |          |       |           |   |                 |        |            |   |                 |       |                | 276      | A | Bowling Green | 67 47  |
|                           |   |          |       |           |   |                 |        |            |   |                 |       |                | 292      | H | Ill.-Chicago  | 76 39  |
| LAST 12 Division I GAMES: |   |          |       |           |   |                 |        |            |   |                 |       |                |          |   |               |        |
|                           |   |          |       | 45        | A | Northwestern    | 60 69  | 90         | H | UMES            | 60 50 |                |          |   |               |        |
|                           |   |          |       | 136       | N | Nebraska        | 73 51  | 99         | A | Georgia         | 66 43 |                |          |   |               |        |
|                           |   |          |       | 75        | N | St. John's (NY) | 55 66  | 292        | H | Ill.-Chicago    | 76 39 |                |          |   |               |        |
|                           |   |          |       | 193       | H | Rutgers         | 62 54  | 276        | A | Bowling Green   | 67 47 |                |          |   |               |        |
|                           |   |          |       | 252       | A | Richmond        | 63 56  | 103        | H | Middle Tenn.    | 63 51 |                |          |   |               |        |
|                           |   |          |       | 268       | H | Coppin St.      | 103 40 |            |   |                 |       |                |          |   |               |        |

Non-Div I Games:

Virginia



|                      |      |          |           |                |             |               |            |             |          |           |
|----------------------|------|----------|-----------|----------------|-------------|---------------|------------|-------------|----------|-----------|
| Average RPI Win: 140 |      | WON-LOST | WINNING   | LAST 10        | STRENGTH OF | OPP. STRENGTH | TEAM       | ADJ.        | CONF.    | ADJ CONF. |
| Average RPI Loss: 0  |      | RECORD   | PCT. RANK | GAMES          | SCHEDULE    | OF SCHEDULE   | RPI        | RPI         | RPI      | RPI       |
| DIV. I ONLY          |      | 12- 0    | 1         | 10- 0          | 136         | 25            | 11         | 11          | 3        | 3         |
| DIV. I NON-CONF.     |      | 12- 0    | 1         | 12- 0          | 137         | 25            | 11         | 11          | 3        | 3         |
| TOTALS               |      | RPI 1-25 | RPI 26-50 |                | W-L RECORDS |               | RPI 51-100 | RPI 101-150 | RPI 150+ |           |
| 12- 0                | 2- 0 | 1- 0     |           | OVERALL        |             | 2- 0          | 1- 0       | 6- 0        |          |           |
| 9- 0                 | 2- 0 | 0- 0     |           | HOME           |             | 1- 0          | 1- 0       | 5- 0        |          |           |
| 3- 0                 | 0- 0 | 1- 0     |           | AWAY           |             | 1- 0          | 0- 0       | 1- 0        |          |           |
| 0- 0                 | 0- 0 | 0- 0     |           | NEUTRAL        |             | 0- 0          | 0- 0       | 0- 0        |          |           |
| 12- 0                | 2- 0 | 1- 0     |           | NON-CONFERENCE |             | 2- 0          | 1- 0       | 6- 0        |          |           |
| 9- 0                 | 2- 0 | 0- 0     |           | HOME           |             | 1- 0          | 1- 0       | 5- 0        |          |           |
| 3- 0                 | 0- 0 | 1- 0     |           | AWAY           |             | 1- 0          | 0- 0       | 1- 0        |          |           |
| 0- 0                 | 0- 0 | 0- 0     |           | NEUTRAL        |             | 0- 0          | 0- 0       | 0- 0        |          |           |
| 0- 0                 | 0- 0 | 0- 0     |           | CONFERENCE     |             | 0- 0          | 0- 0       | 0- 0        |          |           |
| 0- 0                 | 0- 0 | 0- 0     |           | HOME           |             | 0- 0          | 0- 0       | 0- 0        |          |           |
| 0- 0                 | 0- 0 | 0- 0     |           | AWAY           |             | 0- 0          | 0- 0       | 0- 0        |          |           |
| 0- 0                 | 0- 0 | 0- 0     |           | NEUTRAL        |             | 0- 0          | 0- 0       | 0- 0        |          |           |

| RPI                       | S | Opponent           | Score | RPI | S | Opponent          | Score | RPI | S | Opponent | Score | RPI | S | Opponent           | Score |
|---------------------------|---|--------------------|-------|-----|---|-------------------|-------|-----|---|----------|-------|-----|---|--------------------|-------|
| 4                         | H | Georgetown         | 73 63 | 40  | A | Auburn            | 92 87 | 66  | H | Radford  | 71 52 | 136 | H | Nebraska           | 76 67 |
| 17                        | H | Tennessee          | 67 63 |     |   |                   |       | 81  | A | UCF      | 67 64 | 170 | H | Gardner-Webb       | 76 42 |
|                           |   |                    |       |     |   |                   |       |     |   |          |       | 174 | H | UNC Asheville      | 71 52 |
|                           |   |                    |       |     |   |                   |       |     |   |          |       | 181 | A | Col. of Charleston | 71 61 |
|                           |   |                    |       |     |   |                   |       |     |   |          |       | 211 | H | Presbyterian       | 67 36 |
|                           |   |                    |       |     |   |                   |       |     |   |          |       | 276 | H | Bowling Green      | 98 51 |
|                           |   |                    |       |     |   |                   |       |     |   |          |       | 323 | H | Central Conn. St.  | 81 47 |
| LAST 12 Division I GAMES: |   |                    |       |     |   |                   |       |     |   |          |       |     |   |                    |       |
| 136                       | H | Nebraska           | 76 67 | 66  | H | Radford           | 71 52 |     |   |          |       |     |   |                    |       |
| 17                        | H | Tennessee          | 67 63 | 40  | A | Auburn            | 92 87 |     |   |          |       |     |   |                    |       |
| 181                       | A | Col. of Charleston | 71 61 | 276 | H | Bowling Green     | 98 51 |     |   |          |       |     |   |                    |       |
| 81                        | A | UCF                | 67 64 | 323 | H | Central Conn. St. | 81 47 |     |   |          |       |     |   |                    |       |
| 211                       | H | Presbyterian       | 67 36 | 170 | H | Gardner-Webb      | 76 42 |     |   |          |       |     |   |                    |       |
| 4                         | H | Georgetown         | 73 63 | 174 | H | UNC Asheville     | 71 52 |     |   |          |       |     |   |                    |       |

Non-Div I Games:

Virginia Tech

|                   |          |           |                |            |             |               |      |      |       |           |
|-------------------|----------|-----------|----------------|------------|-------------|---------------|------|------|-------|-----------|
| Average RPI Win:  | 0        | WON-LOST  | WINNING        | LAST 10    | STRENGTH OF | OPP. STRENGTH | TEAM | ADJ. | CONF. | ADJ CONF. |
| Average RPI Loss: | 195      | RECORD    | PCT. RANK      | GAMES      | SCHEDULE    | OF SCHEDULE   | RPI  | RPI  | RPI   | RPI       |
| DIV. I ONLY       | 0- 10    | 335       | 0- 9           | 183        | 334         | 336           | 336  | 32   | 32    |           |
| DIV. I NON-CONF.  | 0- 10    | 335       | 0- 10          | 182        | 334         | 336           | 336  | 32   | 32    |           |
| TOTALS            | RPI 1-25 | RPI 26-50 | W-L RECORDS    | RPI 51-100 | RPI 101-150 | RPI 150+      |      |      |       |           |
| 0- 10             | 0- 0     | 0- 0      | OVERALL        | 0- 1       | 0- 2        | 0- 7          |      |      |       |           |
| 0- 5              | 0- 0     | 0- 0      | HOME           | 0- 0       | 0- 1        | 0- 4          |      |      |       |           |
| 0- 5              | 0- 0     | 0- 0      | AWAY           | 0- 1       | 0- 1        | 0- 3          |      |      |       |           |
| 0- 0              | 0- 0     | 0- 0      | NEUTRAL        | 0- 0       | 0- 0        | 0- 0          |      |      |       |           |
| 0- 10             | 0- 0     | 0- 0      | NON-CONFERENCE | 0- 1       | 0- 2        | 0- 7          |      |      |       |           |
| 0- 5              | 0- 0     | 0- 0      | HOME           | 0- 0       | 0- 1        | 0- 4          |      |      |       |           |
| 0- 5              | 0- 0     | 0- 0      | AWAY           | 0- 1       | 0- 1        | 0- 3          |      |      |       |           |
| 0- 0              | 0- 0     | 0- 0      | NEUTRAL        | 0- 0       | 0- 0        | 0- 0          |      |      |       |           |
| 0- 0              | 0- 0     | 0- 0      | CONFERENCE     | 0- 0       | 0- 0        | 0- 0          |      |      |       |           |
| 0- 0              | 0- 0     | 0- 0      | HOME           | 0- 0       | 0- 0        | 0- 0          |      |      |       |           |
| 0- 0              | 0- 0     | 0- 0      | AWAY           | 0- 0       | 0- 0        | 0- 0          |      |      |       |           |
| 0- 0              | 0- 0     | 0- 0      | NEUTRAL        | 0- 0       | 0- 0        | 0- 0          |      |      |       |           |

| RPI 1-25                  |   |               |       | RPI 26-50 |     |          |                 | RPI 51-100 |     |                 |       | RPI 101+ |     |               |                 | Team's RPI: 336 |    |
|---------------------------|---|---------------|-------|-----------|-----|----------|-----------------|------------|-----|-----------------|-------|----------|-----|---------------|-----------------|-----------------|----|
| RPI                       | S | Opponent      | Score | RPI       | S   | Opponent | Score           | RPI        | S   | Opponent        | Score | RPI      | S   | Opponent      | Score           |                 |    |
|                           |   |               |       |           |     |          |                 | 75         | A   | St. John's (NY) | 34    | 62       | 138 | A             | Army West Point | 40              | 85 |
|                           |   |               |       |           |     |          |                 |            |     |                 |       | 147      | H   | Albany (NY)   | 50              | 75              |    |
|                           |   |               |       |           |     |          |                 |            |     |                 |       | 160      | H   | Yale          | 52              | 66              |    |
|                           |   |               |       |           |     |          |                 |            |     |                 |       | 169      | H   | Towson        | 40              | 69              |    |
|                           |   |               |       |           |     |          |                 |            |     |                 |       | 173      | A   | New Hampshire | 40              | 73              |    |
|                           |   |               |       |           |     |          |                 |            |     |                 |       | 216      | A   | Princeton     | 44              | 107             |    |
|                           |   |               |       |           |     |          |                 |            |     |                 |       | 259      | H   | Penn          | 39              | 63              |    |
|                           |   |               |       |           |     |          |                 |            |     |                 |       | 279      | H   | Delaware St.  | 49              | 61              |    |
|                           |   |               |       |           |     |          |                 |            |     |                 |       | 334      | A   | NJIT          | 45              | 68              |    |
| LAST 12 Division I GAMES: |   |               |       |           |     |          |                 |            |     |                 |       |          |     |               |                 |                 |    |
| 160                       | H | Yale          | 52    | 66        | 216 | A        | Princeton       | 44         | 107 |                 |       |          |     |               |                 |                 |    |
| 173                       | A | New Hampshire | 40    | 73        | 75  | A        | St. John's (NY) | 34         | 62  |                 |       |          |     |               |                 |                 |    |
| 279                       | H | Delaware St.  | 49    | 61        | 147 | H        | Albany (NY)     | 50         | 75  |                 |       |          |     |               |                 |                 |    |
| 169                       | H | Towson        | 40    | 69        | 138 | A        | Army West Point | 40         | 85  |                 |       |          |     |               |                 |                 |    |
| 334                       | A | NJIT          | 45    | 68        | 259 | H        | Penn            | 39         | 63  |                 |       |          |     |               |                 |                 |    |

Non-Div I Games: Staten Island 62 60

Wagner

■ Loss, 
■ Non-Conf, 
■ S Site, 
■ H Home 
■ A Away 
N Neutral

## Wake Forest

Through Games Of Dec. 23, 2016

|                   |          |           |                |            |             |               |      |      |       |           |
|-------------------|----------|-----------|----------------|------------|-------------|---------------|------|------|-------|-----------|
| Average RPI Win:  | 170      | WON-LOST  | WINNING        | LAST 10    | STRENGTH OF | OPP. STRENGTH | TEAM | ADJ. | CONF. | ADJ CONF. |
| Average RPI Loss: | 80       | RECORD    | PCT. RANK      | GAMES      | SCHEDULE    | OF SCHEDULE   | RPI  | RPI  | RPI   | RPI       |
| DIV. I ONLY       | 9- 3     | 60        | 8- 2           | 105        | 79          | 63            | 63   | 3    | 3     |           |
| DIV. I NON-CONF.  | 9- 3     | 60        | 9- 3           | 105        | 79          | 64            | 64   | 3    | 3     |           |
| TOTALS            | RPI 1-25 | RPI 26-50 | W-L RECORDS    | RPI 51-100 | RPI 101-150 | RPI 150+      |      |      |       |           |
| 9- 3              | 0- 1     | 1- 0      | OVERALL        | 1- 1       | 2- 0        | 5- 1          |      |      |       |           |
| 7- 1              | 0- 0     | 0- 0      | HOME           | 1- 1       | 2- 0        | 4- 0          |      |      |       |           |
| 2- 2              | 0- 1     | 1- 0      | AWAY           | 0- 0       | 0- 0        | 1- 1          |      |      |       |           |
| 0- 0              | 0- 0     | 0- 0      | NEUTRAL        | 0- 0       | 0- 0        | 0- 0          |      |      |       |           |
| 9- 3              | 0- 1     | 1- 0      | NON-CONFERENCE | 1- 1       | 2- 0        | 5- 1          |      |      |       |           |
| 7- 1              | 0- 0     | 0- 0      | HOME           | 1- 1       | 2- 0        | 4- 0          |      |      |       |           |
| 2- 2              | 0- 1     | 1- 0      | AWAY           | 0- 0       | 0- 0        | 1- 1          |      |      |       |           |
| 0- 0              | 0- 0     | 0- 0      | NEUTRAL        | 0- 0       | 0- 0        | 0- 0          |      |      |       |           |
| 0- 0              | 0- 0     | 0- 0      | CONFERENCE     | 0- 0       | 0- 0        | 0- 0          |      |      |       |           |
| 0- 0              | 0- 0     | 0- 0      | HOME           | 0- 0       | 0- 0        | 0- 0          |      |      |       |           |
| 0- 0              | 0- 0     | 0- 0      | AWAY           | 0- 0       | 0- 0        | 0- 0          |      |      |       |           |
| 0- 0              | 0- 0     | 0- 0      | NEUTRAL        | 0- 0       | 0- 0        | 0- 0          |      |      |       |           |

| RPI 1-25                  |   |               |       | RPI 26-50 |   |            |       | RPI 51-100 Team's RPI: 63 |   |          |       | RPI 101+ |   |               |       |
|---------------------------|---|---------------|-------|-----------|---|------------|-------|---------------------------|---|----------|-------|----------|---|---------------|-------|
| RPI                       | S | Opponent      | Score | RPI       | S | Opponent   | Score | RPI                       | S | Opponent | Score | RPI      | S | Opponent      | Score |
| 9                         | A | LSU           | 57 60 | 27        | A | Elon       | 78 68 | 66                        | H | Radford  | 60 68 | 117      | H | Xavier        | 58 45 |
|                           |   |               |       |           |   |            |       | 95                        | H | Navy     | 75 65 | 141      | H | Samford       | 51 40 |
|                           |   |               |       |           |   |            |       |                           |   |          |       | 165      | A | Seton Hall    | 63 70 |
|                           |   |               |       |           |   |            |       |                           |   |          |       | 167      | H | VCU           | 60 54 |
|                           |   |               |       |           |   |            |       |                           |   |          |       | 193      | H | Rutgers       | 55 43 |
|                           |   |               |       |           |   |            |       |                           |   |          |       | 222      | A | Illinois      | 79 70 |
|                           |   |               |       |           |   |            |       |                           |   |          |       | 257      | H | Eastern Mich. | 89 61 |
|                           |   |               |       |           |   |            |       |                           |   |          |       | 312      | H | Furman        | 59 52 |
| LAST 12 Division I GAMES: |   |               |       |           |   |            |       |                           |   |          |       |          |   |               |       |
| 167                       | H | VCU           | 60 54 | 141       | H | Samford    | 51 40 |                           |   |          |       |          |   |               |       |
| 312                       | H | Furman        | 59 52 | 66        | H | Radford    | 60 68 |                           |   |          |       |          |   |               |       |
| 257                       | H | Eastern Mich. | 89 61 | 117       | H | Xavier     | 58 45 |                           |   |          |       |          |   |               |       |
| 193                       | H | Rutgers       | 55 43 | 165       | A | Seton Hall | 63 70 |                           |   |          |       |          |   |               |       |
| 9                         | A | LSU           | 57 60 | 222       | A | Illinois   | 79 70 |                           |   |          |       |          |   |               |       |
| 95                        | H | Navy          | 75 65 | 27        | A | Elon       | 78 68 |                           |   |          |       |          |   |               |       |

Non-Div I Games:

Wake Forest

  Loss, 
  Non-Conf, 
S Site, 
  Home 
  Away 
N Neutral

| Average RPI Win:  | 139      | WON-LOST  | WINNING        | LAST 10    | STRENGTH OF | OPP. STRENGTH | TEAM | ADJ. | CONF. | ADJ CONF. |
|-------------------|----------|-----------|----------------|------------|-------------|---------------|------|------|-------|-----------|
| Average RPI Loss: | 2        | RECORD    | PCT. RANK      | GAMES      | SCHEDULE    | OF SCHEDULE   | RPI  | RPI  | RPI   | RPI       |
| DIV. I ONLY       | 12- 1    | 9         | 0- 1           | 99         | 12          | 12            | 12   | 12   | 2     | 2         |
| DIV. I NON-CONF.  | 12- 1    | 9         | 0- 1           | 100        | 11          | 12            | 12   | 12   | 2     | 2         |
| TOTALS            | RPI 1-25 | RPI 26-50 | W-L RECORDS    | RPI 51-100 | RPI 101-150 | RPI 150+      |      |      |       |           |
| 12- 1             | 0- 1     | 1- 0      | OVERALL        | 3- 0       | 5- 0        | 3- 0          |      |      |       |           |
| 8- 0              | 0- 0     | 1- 0      | HOME           | 2- 0       | 4- 0        | 1- 0          |      |      |       |           |
| 4- 1              | 0- 1     | 0- 0      | AWAY           | 1- 0       | 1- 0        | 2- 0          |      |      |       |           |
| 0- 0              | 0- 0     | 0- 0      | NEUTRAL        | 0- 0       | 0- 0        | 0- 0          |      |      |       |           |
| 12- 1             | 0- 1     | 1- 0      | NON-CONFERENCE | 3- 0       | 5- 0        | 3- 0          |      |      |       |           |
| 8- 0              | 0- 0     | 1- 0      | HOME           | 2- 0       | 4- 0        | 1- 0          |      |      |       |           |
| 4- 1              | 0- 1     | 0- 0      | AWAY           | 1- 0       | 1- 0        | 2- 0          |      |      |       |           |
| 0- 0              | 0- 0     | 0- 0      | NEUTRAL        | 0- 0       | 0- 0        | 0- 0          |      |      |       |           |
| 0- 0              | 0- 0     | 0- 0      | CONFERENCE     | 0- 0       | 0- 0        | 0- 0          |      |      |       |           |
| 0- 0              | 0- 0     | 0- 0      | HOME           | 0- 0       | 0- 0        | 0- 0          |      |      |       |           |
| 0- 0              | 0- 0     | 0- 0      | AWAY           | 0- 0       | 0- 0        | 0- 0          |      |      |       |           |
| 0- 0              | 0- 0     | 0- 0      | NEUTRAL        | 0- 0       | 0- 0        | 0- 0          |      |      |       |           |

| RPI                       | S | Opponent     | Score  | RPI | S | Opponent     | Score  | RPI | S | Opponent | Score  | RPI | S | Opponent      | Score  |
|---------------------------|---|--------------|--------|-----|---|--------------|--------|-----|---|----------|--------|-----|---|---------------|--------|
| 2                         | A | Notre Dame   | 60 71  | 41  | H | Boise St.    | 92 66  | 55  | H | Missouri | 79 66  | 126 | H | Colorado St.  | 101 68 |
|                           |   |              |        |     |   |              |        | 59  | A | BYU      | 82 70  | 128 | H | CSUN          | 101 44 |
|                           |   |              |        |     |   |              |        | 92  | H | Idaho    | 105 53 | 131 | H | Fresno St.    | 85 54  |
|                           |   |              |        |     |   |              |        |     |   |          |        | 137 | H | Eastern Wash. | 100 52 |
|                           |   |              |        |     |   |              |        |     |   |          |        | 142 | A | Grand Canyon  | 101 66 |
|                           |   |              |        |     |   |              |        |     |   |          |        | 186 | A | Portland      | 83 53  |
|                           |   |              |        |     |   |              |        |     |   |          |        | 278 | A | Seattle U     | 94 64  |
|                           |   |              |        |     |   |              |        |     |   |          |        | 296 | H | Savannah St.  | 87 36  |
| LAST 12 Division I GAMES: |   |              |        |     |   |              |        |     |   |          |        |     |   |               |        |
| 2                         | A | Notre Dame   | 60 71  | 59  | A | BYU          | 82 70  |     |   |          |        |     |   |               |        |
| 186                       | A | Portland     | 83 53  | 296 | H | Savannah St. | 87 36  |     |   |          |        |     |   |               |        |
| 278                       | A | Seattle U    | 94 64  | 41  | H | Boise St.    | 92 66  |     |   |          |        |     |   |               |        |
| 92                        | H | Idaho        | 105 53 | 128 | H | CSUN         | 101 44 |     |   |          |        |     |   |               |        |
| 55                        | H | Missouri     | 79 66  | 131 | H | Fresno St.   | 85 54  |     |   |          |        |     |   |               |        |
| 126                       | H | Colorado St. | 101 68 | 142 | A | Grand Canyon | 101 66 |     |   |          |        |     |   |               |        |

Non-Div I Games:

Washington

|                   |          |           |                |            |             |               |      |      |       |           |
|-------------------|----------|-----------|----------------|------------|-------------|---------------|------|------|-------|-----------|
| Average RPI Win:  | 168      | WON-LOST  | WINNING        | LAST 10    | STRENGTH OF | OPP. STRENGTH | TEAM | ADJ. | CONF. | ADJ CONF. |
| Average RPI Loss: | 51       | RECORD    | PCT. RANK      | GAMES      | SCHEDULE    | OF SCHEDULE   | RPI  | RPI  | RPI   | RPI       |
| DIV. I ONLY       | 5- 6     | 183       | 4- 6           | 6          | 113         | 76            | 76   | 2    | 2     |           |
| DIV. I NON-CONF.  | 5- 6     | 187       | 5- 6           | 6          | 114         | 77            | 77   | 2    | 2     |           |
| TOTALS            | RPI 1-25 | RPI 26-50 | W-L RECORDS    | RPI 51-100 | RPI 101-150 | RPI 150+      |      |      |       |           |
| 5- 6              | 0- 3     | 0- 1      | OVERALL        | 0- 1       | 2- 0        | 3- 1          |      |      |       |           |
| 4- 2              | 0- 1     | 0- 1      | HOME           | 0- 0       | 1- 0        | 3- 0          |      |      |       |           |
| 0- 3              | 0- 1     | 0- 0      | AWAY           | 0- 1       | 0- 0        | 0- 1          |      |      |       |           |
| 1- 1              | 0- 1     | 0- 0      | NEUTRAL        | 0- 0       | 1- 0        | 0- 0          |      |      |       |           |
| 5- 6              | 0- 3     | 0- 1      | NON-CONFERENCE | 0- 1       | 2- 0        | 3- 1          |      |      |       |           |
| 4- 2              | 0- 1     | 0- 1      | HOME           | 0- 0       | 1- 0        | 3- 0          |      |      |       |           |
| 0- 3              | 0- 1     | 0- 0      | AWAY           | 0- 1       | 0- 0        | 0- 1          |      |      |       |           |
| 1- 1              | 0- 1     | 0- 0      | NEUTRAL        | 0- 0       | 1- 0        | 0- 0          |      |      |       |           |
| 0- 0              | 0- 0     | 0- 0      | CONFERENCE     | 0- 0       | 0- 0        | 0- 0          |      |      |       |           |
| 0- 0              | 0- 0     | 0- 0      | HOME           | 0- 0       | 0- 0        | 0- 0          |      |      |       |           |
| 0- 0              | 0- 0     | 0- 0      | AWAY           | 0- 0       | 0- 0        | 0- 0          |      |      |       |           |
| 0- 0              | 0- 0     | 0- 0      | NEUTRAL        | 0- 0       | 0- 0        | 0- 0          |      |      |       |           |

| RPI | S | Opponent     | Score |
|-----|---|--------------|-------|
| 8   | A | Kentucky     | 67 69 |
| 13  | H | Oklahoma St. | 72 79 |
| 22  | N | Maryland     | 69 79 |

| RPI | S | Opponent  | Score |
|-----|---|-----------|-------|
| 41  | H | Boise St. | 73 77 |

| RPI | S | Opponent | Score |
|-----|---|----------|-------|
| 68  | A | Gonzaga  | 61 79 |

| RPI | S | Opponent         | Score |
|-----|---|------------------|-------|
| 108 | H | St. Mary's (CA)  | 85 69 |
| 136 | N | Nebraska         | 79 65 |
| 156 | A | Saint Louis      | 70 73 |
| 177 | H | San Francisco    | 73 35 |
| 189 | H | San Diego        | 83 73 |
| 231 | H | Loyola Marymount | 92 45 |

## LAST 12 Division I GAMES:

|     |   |                  |       |     |   |             |       |
|-----|---|------------------|-------|-----|---|-------------|-------|
| 8   | A | Kentucky         | 67 69 | 156 | A | Saint Louis | 70 73 |
| 13  | H | Oklahoma St.     | 72 79 | 68  | A | Gonzaga     | 61 79 |
| 177 | H | San Francisco    | 73 35 | 41  | H | Boise St.   | 73 77 |
| 108 | H | St. Mary's (CA)  | 85 69 | 189 | H | San Diego   | 83 73 |
| 231 | H | Loyola Marymount | 92 45 | 22  | N | Maryland    | 69 79 |
|     |   |                  |       | 136 | N | Nebraska    | 79 65 |

Washington St.

Washington St.

Non-Div I Games:

Washington St.

■ Loss, 
 ■ Non-Conf, 
 S Site, 
 ■ Home 
 ■ Away 
 N Neutral

|                   |          |           |                |            |             |               |      |      |       |           |
|-------------------|----------|-----------|----------------|------------|-------------|---------------|------|------|-------|-----------|
| Average RPI Win:  | 260      | WON-LOST  | WINNING        | LAST 10    | STRENGTH OF | OPP. STRENGTH | TEAM | ADJ. | CONF. | ADJ CONF. |
| Average RPI Loss: | 105      | RECORD    | PCT. RANK      | GAMES      | SCHEDULE    | OF SCHEDULE   | RPI  | RPI  | RPI   | RPI       |
| DIV. I ONLY       | 4- 5     | 197       | 4- 5           | 275        | 56          | 203           | 203  | 17   | 17    |           |
| DIV. I NON-CONF.  | 4- 5     | 198       | 4- 5           | 276        | 57          | 204           | 204  | 18   | 18    |           |
| TOTALS            | RPI 1-25 | RPI 26-50 | W-L RECORDS    | RPI 51-100 | RPI 101-150 | RPI 150+      |      |      |       |           |
| 4- 5              | 0- 1     | 0- 0      | OVERALL        | 0- 1       | 0- 2        | 4- 1          |      |      |       |           |
| 1- 2              | 0- 0     | 0- 0      | HOME           | 0- 0       | 0- 2        | 1- 0          |      |      |       |           |
| 3- 2              | 0- 1     | 0- 0      | AWAY           | 0- 1       | 0- 0        | 3- 0          |      |      |       |           |
| 0- 1              | 0- 0     | 0- 0      | NEUTRAL        | 0- 0       | 0- 0        | 0- 1          |      |      |       |           |
| 4- 5              | 0- 1     | 0- 0      | NON-CONFERENCE | 0- 1       | 0- 2        | 4- 1          |      |      |       |           |
| 1- 2              | 0- 0     | 0- 0      | HOME           | 0- 0       | 0- 2        | 1- 0          |      |      |       |           |
| 3- 2              | 0- 1     | 0- 0      | AWAY           | 0- 1       | 0- 0        | 3- 0          |      |      |       |           |
| 0- 1              | 0- 0     | 0- 0      | NEUTRAL        | 0- 0       | 0- 0        | 0- 1          |      |      |       |           |
| 0- 0              | 0- 0     | 0- 0      | CONFERENCE     | 0- 0       | 0- 0        | 0- 0          |      |      |       |           |
| 0- 0              | 0- 0     | 0- 0      | HOME           | 0- 0       | 0- 0        | 0- 0          |      |      |       |           |
| 0- 0              | 0- 0     | 0- 0      | AWAY           | 0- 0       | 0- 0        | 0- 0          |      |      |       |           |
| 0- 0              | 0- 0     | 0- 0      | NEUTRAL        | 0- 0       | 0- 0        | 0- 0          |      |      |       |           |

| RPI 1-25                  |   |          |       | RPI 26-50 |   |             |       | RPI 51-100 |   |           |       | RPI 101+ Team's RPI: 203 |   |             |       |
|---------------------------|---|----------|-------|-----------|---|-------------|-------|------------|---|-----------|-------|--------------------------|---|-------------|-------|
| RPI                       | S | Opponent | Score | RPI       | S | Opponent    | Score | RPI        | S | Opponent  | Score | RPI                      | S | Opponent    | Score |
| 14                        | A | Utah     | 52 71 |           |   |             |       | 59         | A | BYU       | 64 73 | 128                      | H | CSUN        | 78 89 |
|                           |   |          |       |           |   |             |       |            |   |           |       | 131                      | H | Fresno St.  | 57 60 |
|                           |   |          |       |           |   |             |       |            |   |           |       | 186                      | H | Portland    | 76 37 |
|                           |   |          |       |           |   |             |       |            |   |           |       | 192                      | N | Stetson     | 68 70 |
|                           |   |          |       |           |   |             |       |            |   |           |       | 233                      | A | FIU         | 64 61 |
|                           |   |          |       |           |   |             |       |            |   |           |       | 293                      | A | Air Force   | 76 61 |
|                           |   |          |       |           |   |             |       |            |   |           |       | 327                      | A | Utah Valley | 64 61 |
| LAST 12 Division I GAMES: |   |          |       |           |   |             |       |            |   |           |       |                          |   |             |       |
|                           |   |          |       | 131       | H | Fresno St.  | 57 60 | 128        | H | CSUN      | 78 89 |                          |   |             |       |
|                           |   |          |       | 14        | A | Utah        | 52 71 | 59         | A | BYU       | 64 73 |                          |   |             |       |
|                           |   |          |       | 327       | A | Utah Valley | 64 61 | 186        | H | Portland  | 76 37 |                          |   |             |       |
|                           |   |          |       |           |   |             |       | 192        | N | Stetson   | 68 70 |                          |   |             |       |
|                           |   |          |       |           |   |             |       | 233        | A | FIU       | 64 61 |                          |   |             |       |
|                           |   |          |       |           |   |             |       | 293        | A | Air Force | 76 61 |                          |   |             |       |

Non-Div I Games: Cal St. San B'dino 75 69 Westminster (UT) 81 68

Weber St.

Loss, Non-Conf, S Site, H Home A Away N Neutral

|                   |          |           |                |            |             |               |      |      |       |           |
|-------------------|----------|-----------|----------------|------------|-------------|---------------|------|------|-------|-----------|
| Average RPI Win:  | 225      | WON-LOST  | WINNING        | LAST 10    | STRENGTH OF | OPP. STRENGTH | TEAM | ADJ. | CONF. | ADJ CONF. |
| Average RPI Loss: | 0        | RECORD    | PCT. RANK      | GAMES      | SCHEDULE    | OF SCHEDULE   | RPI  | RPI  | RPI   | RPI       |
| DIV. I ONLY       | 12- 0    | 1         | 10- 0          | 303        | 165         | 74            | 74   | 4    | 4     |           |
| DIV. I NON-CONF.  | 12- 0    | 1         | 12- 0          | 303        | 166         | 75            | 75   | 4    | 4     |           |
| TOTALS            | RPI 1-25 | RPI 26-50 | W-L RECORDS    | RPI 51-100 | RPI 101-150 | RPI 150+      |      |      |       |           |
| 12- 0             | 0- 0     | 1- 0      | OVERALL        | 1- 0       | 1- 0        | 9- 0          |      |      |       |           |
| 9- 0              | 0- 0     | 0- 0      | HOME           | 0- 0       | 1- 0        | 8- 0          |      |      |       |           |
| 0- 0              | 0- 0     | 0- 0      | AWAY           | 0- 0       | 0- 0        | 0- 0          |      |      |       |           |
| 3- 0              | 0- 0     | 1- 0      | NEUTRAL        | 1- 0       | 0- 0        | 1- 0          |      |      |       |           |
| 12- 0             | 0- 0     | 1- 0      | NON-CONFERENCE | 1- 0       | 1- 0        | 9- 0          |      |      |       |           |
| 9- 0              | 0- 0     | 0- 0      | HOME           | 0- 0       | 1- 0        | 8- 0          |      |      |       |           |
| 0- 0              | 0- 0     | 0- 0      | AWAY           | 0- 0       | 0- 0        | 0- 0          |      |      |       |           |
| 3- 0              | 0- 0     | 1- 0      | NEUTRAL        | 1- 0       | 0- 0        | 1- 0          |      |      |       |           |
| 0- 0              | 0- 0     | 0- 0      | CONFERENCE     | 0- 0       | 0- 0        | 0- 0          |      |      |       |           |
| 0- 0              | 0- 0     | 0- 0      | HOME           | 0- 0       | 0- 0        | 0- 0          |      |      |       |           |
| 0- 0              | 0- 0     | 0- 0      | AWAY           | 0- 0       | 0- 0        | 0- 0          |      |      |       |           |
| 0- 0              | 0- 0     | 0- 0      | NEUTRAL        | 0- 0       | 0- 0        | 0- 0          |      |      |       |           |

| RPI 1-25                  |   |          |       | RPI 26-50 |   |                |        | RPI 51-100 |   |          |       | Team's RPI: 74 | RPI 101+ |   |                |        |
|---------------------------|---|----------|-------|-----------|---|----------------|--------|------------|---|----------|-------|----------------|----------|---|----------------|--------|
| RPI                       | S | Opponent | Score | RPI       | S | Opponent       | Score  | RPI        | S | Opponent | Score |                | RPI      | S | Opponent       | Score  |
|                           |   |          |       | 40        | N | Auburn         | 56 52  |            |   |          |       |                | 109      | H | Ole Miss       | 66 61  |
|                           |   |          |       |           |   |                |        |            |   |          |       |                | 198      | H | Morehead St.   | 94 53  |
|                           |   |          |       |           |   |                |        |            |   |          |       |                | 238      | H | Longwood       | 107 40 |
|                           |   |          |       |           |   |                |        |            |   |          |       |                | 239      | H | Charleston So. | 88 38  |
|                           |   |          |       |           |   |                |        |            |   |          |       |                | 268      | H | Coppin St.     | 69 39  |
|                           |   |          |       |           |   |                |        |            |   |          |       |                | 271      | H | Howard         | 95 49  |
|                           |   |          |       |           |   |                |        |            |   |          |       |                | 298      | H | USC Upstate    | 91 33  |
|                           |   |          |       |           |   |                |        |            |   |          |       |                | 306      | N | N.C. A&T       | 80 64  |
|                           |   |          |       |           |   |                |        |            |   |          |       |                | 317      | H | High Point     | 82 59  |
|                           |   |          |       |           |   |                |        |            |   |          |       |                | 318      | H | Mt. St. Mary's | 77 45  |
| LAST 12 Division I GAMES: |   |          |       |           |   |                |        |            |   |          |       |                |          |   |                |        |
|                           |   |          |       | 318       | H | Mt. St. Mary's | 77 45  |            |   |          |       |                | 317      | H | High Point     | 82 59  |
|                           |   |          |       | 238       | H | Longwood       | 107 40 |            |   |          |       |                | 40       | N | Auburn         | 56 52  |
|                           |   |          |       | 298       | H | USC Upstate    | 91 33  |            |   |          |       |                | 96       | N | East Carolina  | 79 47  |
|                           |   |          |       | 109       | H | Ole Miss       | 66 61  |            |   |          |       |                | 306      | N | N.C. A&T       | 80 64  |
|                           |   |          |       | 198       | H | Morehead St.   | 94 53  |            |   |          |       |                | 268      | H | Coppin St.     | 69 39  |
|                           |   |          |       | 239       | H | Charleston So. | 88 38  |            |   |          |       |                | 271      | H | Howard         | 95 49  |

Non-Div I Games:

West Virginia

|                   |          |           |                |            |             |               |      |      |       |           |
|-------------------|----------|-----------|----------------|------------|-------------|---------------|------|------|-------|-----------|
| Average RPI Win:  | 334      | WON-LOST  | WINNING        | LAST 10    | STRENGTH OF | OPP. STRENGTH | TEAM | ADJ. | CONF. | ADJ CONF. |
| Average RPI Loss: | 139      | RECORD    | PCT. RANK      | GAMES      | SCHEDULE    | OF SCHEDULE   | RPI  | RPI  | RPI   | RPI       |
| DIV. I ONLY       | 3- 9     | 273       | 3- 6           | 292        | 194         | 301           | 301  | 22   | 22    |           |
| DIV. I NON-CONF.  | 3- 9     | 273       | 3- 8           | 293        | 195         | 301           | 301  | 22   | 22    |           |
| TOTALS            | RPI 1-25 | RPI 26-50 | W-L RECORDS    | RPI 51-100 | RPI 101-150 | RPI 150+      |      |      |       |           |
| 3- 9              | 0- 1     | 0- 0      | OVERALL        | 0- 3       | 0- 0        | 3- 5          |      |      |       |           |
| 1- 3              | 0- 0     | 0- 0      | HOME           | 0- 0       | 0- 0        | 1- 3          |      |      |       |           |
| 2- 4              | 0- 1     | 0- 0      | AWAY           | 0- 2       | 0- 0        | 2- 1          |      |      |       |           |
| 0- 2              | 0- 0     | 0- 0      | NEUTRAL        | 0- 1       | 0- 0        | 0- 1          |      |      |       |           |
| 3- 9              | 0- 1     | 0- 0      | NON-CONFERENCE | 0- 3       | 0- 0        | 3- 5          |      |      |       |           |
| 1- 3              | 0- 0     | 0- 0      | HOME           | 0- 0       | 0- 0        | 1- 3          |      |      |       |           |
| 2- 4              | 0- 1     | 0- 0      | AWAY           | 0- 2       | 0- 0        | 2- 1          |      |      |       |           |
| 0- 2              | 0- 0     | 0- 0      | NEUTRAL        | 0- 1       | 0- 0        | 0- 1          |      |      |       |           |
| 0- 0              | 0- 0     | 0- 0      | CONFERENCE     | 0- 0       | 0- 0        | 0- 0          |      |      |       |           |
| 0- 0              | 0- 0     | 0- 0      | HOME           | 0- 0       | 0- 0        | 0- 0          |      |      |       |           |
| 0- 0              | 0- 0     | 0- 0      | AWAY           | 0- 0       | 0- 0        | 0- 0          |      |      |       |           |
| 0- 0              | 0- 0     | 0- 0      | NEUTRAL        | 0- 0       | 0- 0        | 0- 0          |      |      |       |           |

| RPI 1-25                  |   |              |       | RPI 26-50 |   |               |       | RPI 51-100 |   |          |       | RPI 101+ Team's RPI: 301 |   |               |       |
|---------------------------|---|--------------|-------|-----------|---|---------------|-------|------------|---|----------|-------|--------------------------|---|---------------|-------|
| RPI                       | S | Opponent     | Score | RPI       | S | Opponent      | Score | RPI        | S | Opponent | Score | RPI                      | S | Opponent      | Score |
| 6                         | A | Florida St.  | 41 90 |           |   |               |       | 65         | N | Duquesne | 50 65 | 170                      | H | Gardner-Webb  | 60 68 |
|                           |   |              |       |           |   |               |       | 66         | A | Radford  | 39 67 | 174                      | A | UNC Asheville | 53 62 |
|                           |   |              |       |           |   |               |       | 82         | A | Clemson  | 63 78 | 177                      | N | San Francisco | 52 73 |
|                           |   |              |       |           |   |               |       |            |   |          |       | 215                      | H | UT Martin     | 72 84 |
|                           |   |              |       |           |   |               |       |            |   |          |       | 297                      | H | Campbell      | 48 50 |
|                           |   |              |       |           |   |               |       |            |   |          |       | 317                      | H | High Point    | 73 64 |
|                           |   |              |       |           |   |               |       |            |   |          |       | 338                      | A | Eastern Ky.   | 72 61 |
|                           |   |              |       |           |   |               |       |            |   |          |       | 347                      | A | Florida A&M   | 62 61 |
| LAST 12 Division I GAMES: |   |              |       |           |   |               |       |            |   |          |       |                          |   |               |       |
| 317                       | H | High Point   | 73 64 | 297       | H | Campbell      | 48 50 |            |   |          |       |                          |   |               |       |
| 170                       | H | Gardner-Webb | 60 68 | 177       | N | San Francisco | 52 73 |            |   |          |       |                          |   |               |       |
| 66                        | A | Radford      | 39 67 | 65        | N | Duquesne      | 50 65 |            |   |          |       |                          |   |               |       |
| 6                         | A | Florida St.  | 41 90 | 338       | A | Eastern Ky.   | 72 61 |            |   |          |       |                          |   |               |       |
| 347                       | A | Florida A&M  | 62 61 | 174       | A | UNC Asheville | 53 62 |            |   |          |       |                          |   |               |       |
| 82                        | A | Clemson      | 63 78 | 215       | H | UT Martin     | 72 84 |            |   |          |       |                          |   |               |       |

Non-Div I Games: North Greenville 95 48

Western Caro.

■ Loss, 
■ Non-Conf, 
■ S Site, 
■ Home 
■ A Away 
N Neutral



|                   |          |           |                |            |             |               |      |      |       |           |
|-------------------|----------|-----------|----------------|------------|-------------|---------------|------|------|-------|-----------|
| Average RPI Win:  | 253      | WON-LOST  | WINNING        | LAST 10    | STRENGTH OF | OPP. STRENGTH | TEAM | ADJ. | CONF. | ADJ CONF. |
| Average RPI Loss: | 81       | RECORD    | PCT. RANK      | GAMES      | SCHEDULE    | OF SCHEDULE   | RPI  | RPI  | RPI   | RPI       |
| DIV. I ONLY       | 8- 3     | 68        | 7- 2           | 268        | 191         | 115           | 115  | 12   | 12    |           |
| DIV. I NON-CONF.  | 8- 3     | 67        | 8- 3           | 269        | 192         | 112           | 112  | 12   | 12    |           |
| TOTALS            | RPI 1-25 | RPI 26-50 | W-L RECORDS    | RPI 51-100 | RPI 101-150 | RPI 150+      |      |      |       |           |
| 8- 3              | 0- 0     | 0- 1      | OVERALL        | 0- 1       | 1- 1        | 7- 0          |      |      |       |           |
| 4- 0              | 0- 0     | 0- 0      | HOME           | 0- 0       | 1- 0        | 3- 0          |      |      |       |           |
| 4- 3              | 0- 0     | 0- 0      | AWAY           | 0- 0       | 0- 0        | 4- 0          |      |      |       |           |
| 0- 0              | 0- 0     | 0- 0      | NEUTRAL        | 0- 0       | 0- 0        | 0- 0          |      |      |       |           |
| 8- 3              | 0- 0     | 0- 1      | NON-CONFERENCE | 0- 1       | 1- 1        | 7- 0          |      |      |       |           |
| 4- 0              | 0- 0     | 0- 0      | HOME           | 0- 0       | 1- 0        | 3- 0          |      |      |       |           |
| 4- 3              | 0- 0     | 0- 1      | AWAY           | 0- 1       | 0- 1        | 4- 0          |      |      |       |           |
| 0- 0              | 0- 0     | 0- 0      | NEUTRAL        | 0- 0       | 0- 0        | 0- 0          |      |      |       |           |
| 0- 0              | 0- 0     | 0- 0      | CONFERENCE     | 0- 0       | 0- 0        | 0- 0          |      |      |       |           |
| 0- 0              | 0- 0     | 0- 0      | HOME           | 0- 0       | 0- 0        | 0- 0          |      |      |       |           |
| 0- 0              | 0- 0     | 0- 0      | AWAY           | 0- 0       | 0- 0        | 0- 0          |      |      |       |           |
| 0- 0              | 0- 0     | 0- 0      | NEUTRAL        | 0- 0       | 0- 0        | 0- 0          |      |      |       |           |

| RPI 1-25                  |   |          |       | RPI 26-50 |   |              |       | RPI 51-100 |   |                   |        | RPI 101+ |   |                   |        | Team's RPI: 115 |  |
|---------------------------|---|----------|-------|-----------|---|--------------|-------|------------|---|-------------------|--------|----------|---|-------------------|--------|-----------------|--|
| RPI                       | S | Opponent | Score | RPI       | S | Opponent     | Score | RPI        | S | Opponent          | Score  | RPI      | S | Opponent          | Score  |                 |  |
|                           |   |          |       | 42        | A | Marquette    | 61 77 | 55         | A | Missouri          | 68 71  | 121      | H | Northern Ill.     | 83 79  |                 |  |
|                           |   |          |       |           |   |              |       |            |   |                   |        | 145      | A | Milwaukee         | 68 76  |                 |  |
|                           |   |          |       |           |   |              |       |            |   |                   |        | 209      | A | SIUE              | 76 74  |                 |  |
|                           |   |          |       |           |   |              |       |            |   |                   |        | 218      | H | Bradley           | 91 77  |                 |  |
|                           |   |          |       |           |   |              |       |            |   |                   |        | 281      | H | Illinois St.      | 80 50  |                 |  |
|                           |   |          |       |           |   |              |       |            |   |                   |        | 282      | A | Southeast Mo. St. | 100 87 |                 |  |
|                           |   |          |       |           |   |              |       |            |   |                   |        | 284      | A | UMKC              | 78 65  |                 |  |
|                           |   |          |       |           |   |              |       |            |   |                   |        | 313      | A | Chicago St.       | 54 50  |                 |  |
|                           |   |          |       |           |   |              |       |            |   |                   |        | 314      | H | Eastern Ill.      | 83 62  |                 |  |
| LAST 12 Division I GAMES: |   |          |       |           |   |              |       |            |   |                   |        |          |   |                   |        |                 |  |
|                           |   |          |       | 281       | H | Illinois St. | 80 50 | 55         | A | Missouri          | 68 71  |          |   |                   |        |                 |  |
|                           |   |          |       | 313       | A | Chicago St.  | 54 50 | 209        | A | SIUE              | 76 74  |          |   |                   |        |                 |  |
|                           |   |          |       | 314       | H | Eastern Ill. | 83 62 | 284        | A | UMKC              | 78 65  |          |   |                   |        |                 |  |
|                           |   |          |       | 218       | H | Bradley      | 91 77 | 121        | H | Northern Ill.     | 83 79  |          |   |                   |        |                 |  |
|                           |   |          |       | 42        | A | Marquette    | 61 77 | 282        | A | Southeast Mo. St. | 100 87 |          |   |                   |        |                 |  |
|                           |   |          |       |           |   |              |       | 145        | A | Milwaukee         | 68 76  |          |   |                   |        |                 |  |

Non-Div I Games: Graceland (IA) 118 40 Monmouth (IL) 113 29

Western Ill.

■ Loss, 
 ■ Non-Conf, 
 ■ S Site, 
 ■ H Home 
 ■ A Away 
 N Neutral

|                   |          |           |                |            |             |               |      |      |       |           |
|-------------------|----------|-----------|----------------|------------|-------------|---------------|------|------|-------|-----------|
| Average RPI Win:  | 239      | WON-LOST  | WINNING        | LAST 10    | STRENGTH OF | OPP. STRENGTH | TEAM | ADJ. | CONF. | ADJ CONF. |
| Average RPI Loss: | 53       | RECORD    | PCT. RANK      | GAMES      | SCHEDULE    | OF SCHEDULE   | RPI  | RPI  | RPI   | RPI       |
| DIV. I ONLY       | 8- 4     | 102       | 1- 0           | 211        | 119         | 131           | 131  | 16   | 16    |           |
| DIV. I NON-CONF.  | 8- 4     | 100       | 1- 0           | 212        | 120         | 132           | 132  | 16   | 16    |           |
| TOTALS            | RPI 1-25 | RPI 26-50 | W-L RECORDS    | RPI 51-100 | RPI 101-150 | RPI 150+      |      |      |       |           |
| 8- 4              | 0- 2     | 0- 0      | OVERALL        | 1- 1       | 0- 1        | 7- 0          |      |      |       |           |
| 5- 1              | 0- 0     | 0- 0      | HOME           | 1- 1       | 0- 0        | 4- 0          |      |      |       |           |
| 2- 1              | 0- 1     | 0- 0      | AWAY           | 0- 0       | 0- 0        | 2- 0          |      |      |       |           |
| 1- 2              | 0- 1     | 0- 0      | NEUTRAL        | 0- 0       | 0- 1        | 1- 0          |      |      |       |           |
| 8- 4              | 0- 2     | 0- 0      | NON-CONFERENCE | 1- 1       | 0- 1        | 7- 0          |      |      |       |           |
| 5- 1              | 0- 0     | 0- 0      | HOME           | 1- 1       | 0- 0        | 4- 0          |      |      |       |           |
| 2- 1              | 0- 1     | 0- 0      | AWAY           | 0- 0       | 0- 0        | 2- 0          |      |      |       |           |
| 1- 2              | 0- 1     | 0- 0      | NEUTRAL        | 0- 0       | 0- 1        | 1- 0          |      |      |       |           |
| 0- 0              | 0- 0     | 0- 0      | CONFERENCE     | 0- 0       | 0- 0        | 0- 0          |      |      |       |           |
| 0- 0              | 0- 0     | 0- 0      | HOME           | 0- 0       | 0- 0        | 0- 0          |      |      |       |           |
| 0- 0              | 0- 0     | 0- 0      | AWAY           | 0- 0       | 0- 0        | 0- 0          |      |      |       |           |
| 0- 0              | 0- 0     | 0- 0      | NEUTRAL        | 0- 0       | 0- 0        | 0- 0          |      |      |       |           |

| RPI 1-25                  |   |                    |       | RPI 26-50 |   |                   |       | RPI 51-100 |   |              |       | RPI 101+ Team's RPI: 131 |   |                    |       |
|---------------------------|---|--------------------|-------|-----------|---|-------------------|-------|------------|---|--------------|-------|--------------------------|---|--------------------|-------|
| RPI                       | S | Opponent           | Score | RPI       | S | Opponent          | Score | RPI        | S | Opponent     | Score | RPI                      | S | Opponent           | Score |
| 19                        | N | DePaul             | 69 77 |           |   |                   |       | 52         | H | UT Arlington | 68 71 | 116                      | N | George Washington  | 49 68 |
| 24                        | A | Louisville         | 61 68 |           |   |                   |       | 70         | H | Indiana      | 85 74 | 181                      | H | Col. of Charleston | 89 76 |
|                           |   |                    |       |           |   |                   |       |            |   |              |       | 195                      | N | Kent St.           | 79 73 |
|                           |   |                    |       |           |   |                   |       |            |   |              |       | 242                      | H | Ball St.           | 68 61 |
|                           |   |                    |       |           |   |                   |       |            |   |              |       | 285                      | H | Lipscomb           | 87 35 |
|                           |   |                    |       |           |   |                   |       |            |   |              |       | 289                      | A | Austin Peay        | 85 65 |
|                           |   |                    |       |           |   |                   |       |            |   |              |       | 315                      | H | Alabama A&M        | 96 32 |
|                           |   |                    |       |           |   |                   |       |            |   |              |       | 338                      | A | Eastern Ky.        | 90 63 |
| LAST 12 Division I GAMES: |   |                    |       |           |   |                   |       |            |   |              |       |                          |   |                    |       |
| 195                       | N | Kent St.           | 79 73 | 338       | A | Eastern Ky.       | 90 63 |            |   |              |       |                          |   |                    |       |
| 242                       | H | Ball St.           | 68 61 | 116       | N | George Washington | 49 68 |            |   |              |       |                          |   |                    |       |
| 181                       | H | Col. of Charleston | 89 76 | 19        | N | DePaul            | 69 77 |            |   |              |       |                          |   |                    |       |
| 285                       | H | Lipscomb           | 87 35 | 70        | H | Indiana           | 85 74 |            |   |              |       |                          |   |                    |       |
| 24                        | A | Louisville         | 61 68 | 52        | H | UT Arlington      | 68 71 |            |   |              |       |                          |   |                    |       |
| 289                       | A | Austin Peay        | 85 65 | 315       | H | Alabama A&M       | 96 32 |            |   |              |       |                          |   |                    |       |

Non-Div I Games:

Western Ky.

■ Loss, 
 ■ Non-Conf, 
 ■ S Site, 
 ■ H Home 
 ■ A Away 
 N Neutral

|                   |          |           |                |            |             |               |      |      |       |           |
|-------------------|----------|-----------|----------------|------------|-------------|---------------|------|------|-------|-----------|
| Average RPI Win:  | 279      | WON-LOST  | WINNING        | LAST 10    | STRENGTH OF | OPP. STRENGTH | TEAM | ADJ. | CONF. | ADJ CONF. |
| Average RPI Loss: | 28       | RECORD    | PCT. RANK      | GAMES      | SCHEDULE    | OF SCHEDULE   | RPI  | RPI  | RPI   | RPI       |
| DIV. I ONLY       | 9- 2     | 37        | 8- 2           | 346        | 89          | 182           | 182  | 9    | 9     |           |
| DIV. I NON-CONF.  | 9- 2     | 37        | 9- 2           | 346        | 90          | 181           | 181  | 9    | 9     |           |
| TOTALS            | RPI 1-25 | RPI 26-50 | W-L RECORDS    | RPI 51-100 | RPI 101-150 | RPI 150+      |      |      |       |           |
| 9- 2              | 0- 1     | 0- 1      | OVERALL        | 0- 0       | 0- 0        | 9- 0          |      |      |       |           |
| 4- 1              | 0- 0     | 0- 1      | HOME           | 0- 0       | 0- 0        | 4- 0          |      |      |       |           |
| 4- 1              | 0- 0     | 0- 0      | AWAY           | 0- 0       | 0- 0        | 4- 0          |      |      |       |           |
| 1- 0              | 0- 0     | 0- 0      | NEUTRAL        | 0- 0       | 0- 0        | 1- 0          |      |      |       |           |
| 9- 2              | 0- 1     | 0- 1      | NON-CONFERENCE | 0- 0       | 0- 0        | 9- 0          |      |      |       |           |
| 4- 1              | 0- 0     | 0- 1      | HOME           | 0- 0       | 0- 0        | 4- 0          |      |      |       |           |
| 4- 1              | 0- 1     | 0- 0      | AWAY           | 0- 0       | 0- 0        | 4- 0          |      |      |       |           |
| 1- 0              | 0- 0     | 0- 0      | NEUTRAL        | 0- 0       | 0- 0        | 1- 0          |      |      |       |           |
| 0- 0              | 0- 0     | 0- 0      | CONFERENCE     | 0- 0       | 0- 0        | 0- 0          |      |      |       |           |
| 0- 0              | 0- 0     | 0- 0      | HOME           | 0- 0       | 0- 0        | 0- 0          |      |      |       |           |
| 0- 0              | 0- 0     | 0- 0      | AWAY           | 0- 0       | 0- 0        | 0- 0          |      |      |       |           |
| 0- 0              | 0- 0     | 0- 0      | NEUTRAL        | 0- 0       | 0- 0        | 0- 0          |      |      |       |           |

| RPI 1-25                  |   |                  |       | RPI 26-50 |   |              |       | RPI 51-100 |   |          |       | RPI 101+ Team's RPI: 182 |   |                  |       |
|---------------------------|---|------------------|-------|-----------|---|--------------|-------|------------|---|----------|-------|--------------------------|---|------------------|-------|
| RPI                       | S | Opponent         | Score | RPI       | S | Opponent     | Score | RPI        | S | Opponent | Score | RPI                      | S | Opponent         | Score |
| 25                        | A | Michigan         | 40 66 | 31        | H | Michigan St. | 64 68 |            |   |          |       | 161                      | A | Detroit          | 75 65 |
|                           |   |                  |       |           |   |              |       |            |   |          |       | 218                      | H | Bradley          | 83 64 |
|                           |   |                  |       |           |   |              |       |            |   |          |       | 254                      | H | Loyola Chicago   | 65 53 |
|                           |   |                  |       |           |   |              |       |            |   |          |       | 280                      | H | Davidson         | 76 63 |
|                           |   |                  |       |           |   |              |       |            |   |          |       | 284                      | A | UMKC             | 66 54 |
|                           |   |                  |       |           |   |              |       |            |   |          |       | 313                      | A | Chicago St.      | 64 51 |
|                           |   |                  |       |           |   |              |       |            |   |          |       | 329                      | A | North Dakota St. | 68 63 |
|                           |   |                  |       |           |   |              |       |            |   |          |       | 331                      | H | Fort Wayne       | 61 35 |
|                           |   |                  |       |           |   |              |       |            |   |          |       | 338                      | N | Eastern Ky.      | 74 59 |
| LAST 12 Division I GAMES: |   |                  |       |           |   |              |       |            |   |          |       |                          |   |                  |       |
| 313                       | A | Chicago St.      | 64 51 | 338       | N | Eastern Ky.  | 74 59 |            |   |          |       |                          |   |                  |       |
| 218                       | H | Bradley          | 83 64 | 284       | A | UMKC         | 66 54 |            |   |          |       |                          |   |                  |       |
| 161                       | A | Detroit          | 75 65 | 25        | A | Michigan     | 40 66 |            |   |          |       |                          |   |                  |       |
| 331                       | H | Fort Wayne       | 61 35 | 31        | H | Michigan St. | 64 68 |            |   |          |       |                          |   |                  |       |
| 254                       | H | Loyola Chicago   | 65 53 | 280       | H | Davidson     | 76 63 |            |   |          |       |                          |   |                  |       |
| 329                       | A | North Dakota St. | 68 63 |           |   |              |       |            |   |          |       |                          |   |                  |       |

Non-Div I Games:

Western Mich.

|                   |          |           |                |            |             |               |      |      |       |           |
|-------------------|----------|-----------|----------------|------------|-------------|---------------|------|------|-------|-----------|
| Average RPI Win:  | 227      | WON-LOST  | WINNING        | LAST 10    | STRENGTH OF | OPP. STRENGTH | TEAM | ADJ. | CONF. | ADJ CONF. |
| Average RPI Loss: | 103      | RECORD    | PCT. RANK      | GAMES      | SCHEDULE    | OF SCHEDULE   | RPI  | RPI  | RPI   | RPI       |
| DIV. I ONLY       | 5- 6     | 183       | 4- 6           | 219        | 94          | 223           | 223  | 13   | 13    |           |
| DIV. I NON-CONF.  | 5- 6     | 187       | 5- 6           | 220        | 95          | 224           | 224  | 13   | 13    |           |
| TOTALS            | RPI 1-25 | RPI 26-50 | W-L RECORDS    | RPI 51-100 | RPI 101-150 | RPI 150+      |      |      |       |           |
| 5- 6              | 0- 0     | 0- 2      | OVERALL        | 1- 2       | 0- 1        | 4- 1          |      |      |       |           |
| 4- 2              | 0- 0     | 0- 1      | HOME           | 1- 0       | 0- 0        | 3- 1          |      |      |       |           |
| 0- 2              | 0- 0     | 0- 0      | AWAY           | 0- 2       | 0- 0        | 0- 0          |      |      |       |           |
| 1- 2              | 0- 0     | 0- 1      | NEUTRAL        | 0- 0       | 0- 1        | 1- 0          |      |      |       |           |
| 5- 6              | 0- 0     | 0- 2      | NON-CONFERENCE | 1- 2       | 0- 1        | 4- 1          |      |      |       |           |
| 4- 2              | 0- 0     | 0- 1      | HOME           | 1- 0       | 0- 0        | 3- 1          |      |      |       |           |
| 0- 2              | 0- 0     | 0- 0      | AWAY           | 0- 2       | 0- 0        | 0- 0          |      |      |       |           |
| 1- 2              | 0- 0     | 0- 1      | NEUTRAL        | 0- 0       | 0- 1        | 1- 0          |      |      |       |           |
| 0- 0              | 0- 0     | 0- 0      | CONFERENCE     | 0- 0       | 0- 0        | 0- 0          |      |      |       |           |
| 0- 0              | 0- 0     | 0- 0      | HOME           | 0- 0       | 0- 0        | 0- 0          |      |      |       |           |
| 0- 0              | 0- 0     | 0- 0      | AWAY           | 0- 0       | 0- 0        | 0- 0          |      |      |       |           |
| 0- 0              | 0- 0     | 0- 0      | NEUTRAL        | 0- 0       | 0- 0        | 0- 0          |      |      |       |           |

| RPI S                     | Opponent          | Score | RPI S | Opponent         | Score | RPI S | Opponent     | Score | RPI S | Opponent          | Score | Team's RPI: 223 |
|---------------------------|-------------------|-------|-------|------------------|-------|-------|--------------|-------|-------|-------------------|-------|-----------------|
| 36 N                      | Stanford          | 39 87 | 44 H  | South Dakota St. | 58 78 | 52 A  | UT Arlington | 70 74 | 146 N | Purdue            | 49 86 |                 |
|                           |                   |       |       |                  |       | 55 A  | Missouri     | 57 64 | 202 H | Abilene Christian | 81 62 |                 |
|                           |                   |       |       |                  |       | 83 H  | Creighton    | 62 54 | 227 N | Northeastern      | 87 73 |                 |
|                           |                   |       |       |                  |       |       |              |       | 277 H | Arkansas St.      | 69 51 |                 |
|                           |                   |       |       |                  |       |       |              |       | 284 H | UMKC              | 54 56 |                 |
|                           |                   |       |       |                  |       |       |              |       | 345 H | Incarinate Word   | 73 63 |                 |
| LAST 12 Division I GAMES: |                   |       |       |                  |       |       |              |       |       |                   |       |                 |
| 345 H                     | Incarinate Word   | 73 63 | 44 H  | South Dakota St. | 58 78 | 146 N | Purdue       | 49 86 |       |                   |       |                 |
| 202 H                     | Abilene Christian | 81 62 | 52 A  | UT Arlington     | 70 74 | 284 H | UMKC         | 54 56 |       |                   |       |                 |
| 55 A                      | Missouri          | 57 64 | 83 H  | Creighton        | 62 54 |       |              |       |       |                   |       |                 |
| 277 H                     | Arkansas St.      | 69 51 |       |                  |       |       |              |       |       |                   |       |                 |
| 227 N                     | Northeastern      | 87 73 |       |                  |       |       |              |       |       |                   |       |                 |
| 36 N                      | Stanford          | 39 87 |       |                  |       |       |              |       |       |                   |       |                 |

Non-Div I Games:

Wichita St.

William & Mary

Through Games Of Dec. 23, 2016

|                   |          |           |                |            |             |               |      |      |       |           |
|-------------------|----------|-----------|----------------|------------|-------------|---------------|------|------|-------|-----------|
| Average RPI Win:  | 251      | WON-LOST  | WINNING        | LAST 10    | STRENGTH OF | OPP. STRENGTH | TEAM | ADJ. | CONF. | ADJ CONF. |
| Average RPI Loss: | 75       | RECORD    | PCT. RANK      | GAMES      | SCHEDULE    | OF SCHEDULE   | RPI  | RPI  | RPI   | RPI       |
| DIV. I ONLY       | 9- 1     | 21        | 9- 1           | 327        | 189         | 135           | 135  | 8    | 8     |           |
| DIV. I NON-CONF.  | 9- 1     | 21        | 9- 1           | 327        | 189         | 136           | 136  | 8    | 8     |           |
| TOTALS            | RPI 1-25 | RPI 26-50 | W-L RECORDS    | RPI 51-100 | RPI 101-150 | RPI 150+      |      |      |       |           |
| 9- 1              | 0- 0     | 0- 0      | OVERALL        | 0- 1       | 0- 0        | 9- 0          |      |      |       |           |
| 5- 1              | 0- 0     | 0- 0      | HOME           | 0- 1       | 0- 0        | 5- 0          |      |      |       |           |
| 4- 0              | 0- 0     | 0- 0      | AWAY           | 0- 0       | 0- 0        | 4- 0          |      |      |       |           |
| 0- 0              | 0- 0     | 0- 0      | NEUTRAL        | 0- 0       | 0- 0        | 0- 0          |      |      |       |           |
| 9- 1              | 0- 0     | 0- 0      | NON-CONFERENCE | 0- 1       | 0- 0        | 9- 0          |      |      |       |           |
| 5- 1              | 0- 0     | 0- 0      | HOME           | 0- 1       | 0- 0        | 5- 0          |      |      |       |           |
| 4- 0              | 0- 0     | 0- 0      | AWAY           | 0- 0       | 0- 0        | 4- 0          |      |      |       |           |
| 0- 0              | 0- 0     | 0- 0      | NEUTRAL        | 0- 0       | 0- 0        | 0- 0          |      |      |       |           |
| 0- 0              | 0- 0     | 0- 0      | CONFERENCE     | 0- 0       | 0- 0        | 0- 0          |      |      |       |           |
| 0- 0              | 0- 0     | 0- 0      | HOME           | 0- 0       | 0- 0        | 0- 0          |      |      |       |           |
| 0- 0              | 0- 0     | 0- 0      | AWAY           | 0- 0       | 0- 0        | 0- 0          |      |      |       |           |
| 0- 0              | 0- 0     | 0- 0      | NEUTRAL        | 0- 0       | 0- 0        | 0- 0          |      |      |       |           |

| RPI 1-25                  |   |          |       | RPI 26-50 |   |              |       | RPI 51-100 |   |                 |       | RPI 101+ Team's RPI: 135 |     |                    |                    |       |
|---------------------------|---|----------|-------|-----------|---|--------------|-------|------------|---|-----------------|-------|--------------------------|-----|--------------------|--------------------|-------|
| RPI                       | S | Opponent | Score | RPI       | S | Opponent     | Score | RPI        | S | Opponent        | Score | RPI                      | S   | Opponent           | Score              |       |
|                           |   |          |       |           |   |              |       | 75         | H | St. John's (NY) | 57    | 73                       | 166 | A                  | Old Dominion       | 69 58 |
|                           |   |          |       |           |   |              |       |            |   |                 |       |                          | 208 | H                  | Saint Francis (PA) | 73 60 |
|                           |   |          |       |           |   |              |       |            |   |                 |       |                          | 213 | A                  | American           | 48 34 |
|                           |   |          |       |           |   |              |       |            |   |                 |       |                          | 248 | A                  | Norfolk St.        | 65 52 |
|                           |   |          |       |           |   |              |       |            |   |                 |       |                          | 252 | H                  | Richmond           | 67 39 |
|                           |   |          |       |           |   |              |       |            |   |                 |       |                          | 275 | H                  | Dartmouth          | 63 50 |
|                           |   |          |       |           |   |              |       |            |   |                 |       |                          | 279 | H                  | Delaware St.       | 82 48 |
|                           |   |          |       |           |   |              |       |            |   |                 |       |                          | 298 | A                  | USC Upstate        | 49 46 |
|                           |   |          |       |           |   |              |       |            |   |                 |       |                          | 318 | H                  | Mt. St. Mary's     | 68 46 |
| LAST 12 Division I GAMES: |   |          |       |           |   |              |       |            |   |                 |       |                          |     |                    |                    |       |
|                           |   |          |       | 248       | A | Norfolk St.  | 65 52 |            |   |                 |       | 208                      | H   | Saint Francis (PA) | 73 60              |       |
|                           |   |          |       | 213       | A | American     | 48 34 |            |   |                 |       | 318                      | H   | Mt. St. Mary's     | 68 46              |       |
|                           |   |          |       | 275       | H | Dartmouth    | 63 50 |            |   |                 |       | 252                      | H   | Richmond           | 67 39              |       |
|                           |   |          |       | 279       | H | Delaware St. | 82 48 |            |   |                 |       | 75                       | H   | St. John's (NY)    | 57 73              |       |
|                           |   |          |       | 298       | A | USC Upstate  | 49 46 |            |   |                 |       |                          |     |                    |                    |       |
|                           |   |          |       | 166       | A | Old Dominion | 69 58 |            |   |                 |       |                          |     |                    |                    |       |

Non-Div I Games:

William & Mary

Loss, Non-Conf, S Site, H Home A Away N Neutral

|                   |          |           |                |            |             |               |      |      |       |           |
|-------------------|----------|-----------|----------------|------------|-------------|---------------|------|------|-------|-----------|
| Average RPI Win:  | 0        | WON-LOST  | WINNING        | LAST 10    | STRENGTH OF | OPP. STRENGTH | TEAM | ADJ. | CONF. | ADJ CONF. |
| Average RPI Loss: | 148      | RECORD    | PCT. RANK      | GAMES      | SCHEDULE    | OF SCHEDULE   | RPI  | RPI  | RPI   | RPI       |
| DIV. I ONLY       | 0- 11    | 335       | 0- 10          | 97         | 221         | 311           | 311  | 25   | 25    |           |
| DIV. I NON-CONF.  | 0- 11    | 335       | 0- 11          | 98         | 220         | 311           | 311  | 25   | 25    |           |
| TOTALS            | RPI 1-25 | RPI 26-50 | W-L RECORDS    | RPI 51-100 | RPI 101-150 | RPI 150+      |      |      |       |           |
| 0- 11             | 0- 2     | 0- 1      | OVERALL        | 0- 1       | 0- 2        | 0- 5          |      |      |       |           |
| 0- 5              | 0- 0     | 0- 0      | HOME           | 0- 0       | 0- 1        | 0- 4          |      |      |       |           |
| 0- 3              | 0- 0     | 0- 1      | AWAY           | 0- 0       | 0- 1        | 0- 1          |      |      |       |           |
| 0- 3              | 0- 2     | 0- 0      | NEUTRAL        | 0- 1       | 0- 0        | 0- 0          |      |      |       |           |
| 0- 11             | 0- 2     | 0- 1      | NON-CONFERENCE | 0- 1       | 0- 2        | 0- 5          |      |      |       |           |
| 0- 5              | 0- 0     | 0- 0      | HOME           | 0- 0       | 0- 1        | 0- 4          |      |      |       |           |
| 0- 3              | 0- 0     | 0- 1      | AWAY           | 0- 0       | 0- 1        | 0- 1          |      |      |       |           |
| 0- 3              | 0- 2     | 0- 0      | NEUTRAL        | 0- 1       | 0- 0        | 0- 0          |      |      |       |           |
| 0- 0              | 0- 0     | 0- 0      | CONFERENCE     | 0- 0       | 0- 0        | 0- 0          |      |      |       |           |
| 0- 0              | 0- 0     | 0- 0      | HOME           | 0- 0       | 0- 0        | 0- 0          |      |      |       |           |
| 0- 0              | 0- 0     | 0- 0      | AWAY           | 0- 0       | 0- 0        | 0- 0          |      |      |       |           |
| 0- 0              | 0- 0     | 0- 0      | NEUTRAL        | 0- 0       | 0- 0        | 0- 0          |      |      |       |           |

| RPI 1-25                  |   |             |       | RPI 26-50 |   |                    |        | RPI 51-100 |   |          |       | RPI 101+ Team's RPI: 311 |   |                    |        |
|---------------------------|---|-------------|-------|-----------|---|--------------------|--------|------------|---|----------|-------|--------------------------|---|--------------------|--------|
| RPI                       | S | Opponent    | Score | RPI       | S | Opponent           | Score  | RPI        | S | Opponent | Score | RPI                      | S | Opponent           | Score  |
| 6                         | N | Florida St. | 35 98 | 32        | A | Baylor             | 32 140 | 68         | N | Gonzaga  | 41 71 | 104                      | H | Mercer             | 48 71  |
| 25                        | N | Michigan    | 39 76 |           |   |                    |        |            |   |          |       | 114                      | A | Ohio St.           | 48 88  |
|                           |   |             |       |           |   |                    |        |            |   |          |       | 181                      | H | Col. of Charleston | 64 95  |
|                           |   |             |       |           |   |                    |        |            |   |          |       | 188                      | H | Akron              | 59 80  |
|                           |   |             |       |           |   |                    |        |            |   |          |       | 252                      | A | ETSU               | 45 62  |
|                           |   |             |       |           |   |                    |        |            |   |          |       | 324                      | H | Tennessee Tech     | 50 73  |
|                           |   |             |       |           |   |                    |        |            |   |          |       | 333                      | H | South Carolina St. | 55 63  |
| LAST 12 Division I GAMES: |   |             |       |           |   |                    |        |            |   |          |       |                          |   |                    |        |
|                           |   |             |       | 324       | H | Tennessee Tech     | 50 73  |            |   |          |       | 114                      | A | Ohio St.           | 48 88  |
|                           |   |             |       | 68        | N | Gonzaga            | 41 71  |            |   |          |       | 104                      | H | Mercer             | 48 71  |
|                           |   |             |       | 25        | N | Michigan           | 39 76  |            |   |          |       | 32                       | A | Baylor             | 32 140 |
|                           |   |             |       | 6         | N | Florida St.        | 35 98  |            |   |          |       | 188                      | H | Akron              | 59 80  |
|                           |   |             |       | 252       | A | ETSU               | 45 62  |            |   |          |       | 333                      | H | South Carolina St. | 55 63  |
|                           |   |             |       | 181       | H | Col. of Charleston | 64 95  |            |   |          |       |                          |   |                    |        |

Non-Div I Games: N.C. Wesleyan 89 40

Winthrop

■ Loss, 
 ■ Non-Conf, S Site, 
 ■ Home 
 ■ Away 
 N Neutral

|                   |          |           |                |            |             |               |      |      |       |           |
|-------------------|----------|-----------|----------------|------------|-------------|---------------|------|------|-------|-----------|
| Average RPI Win:  | 168      | WON-LOST  | WINNING        | LAST 10    | STRENGTH OF | OPP. STRENGTH | TEAM | ADJ. | CONF. | ADJ CONF. |
| Average RPI Loss: | 108      | RECORD    | PCT. RANK      | GAMES      | SCHEDULE    | OF SCHEDULE   | RPI  | RPI  | RPI   | RPI       |
| DIV. I ONLY       | 5- 8     | 219       | 5- 5           | 114        | 62          | 175           | 175  | 5    | 5     |           |
| DIV. I NON-CONF.  | 5- 8     | 219       | 5- 7           | 114        | 62          | 175           | 175  | 5    | 5     |           |
| TOTALS            | RPI 1-25 | RPI 26-50 | W-L RECORDS    | RPI 51-100 | RPI 101-150 | RPI 150+      |      |      |       |           |
| 5- 8              | 1- 0     | 0- 3      | OVERALL        | 0- 1       | 1- 2        | 3- 2          |      |      |       |           |
| 2- 5              | 0- 0     | 0- 2      | HOME           | 0- 1       | 0- 0        | 2- 2          |      |      |       |           |
| 2- 2              | 1- 0     | 0- 1      | AWAY           | 0- 0       | 0- 1        | 1- 0          |      |      |       |           |
| 1- 1              | 0- 0     | 0- 0      | NEUTRAL        | 0- 0       | 1- 1        | 0- 0          |      |      |       |           |
| 5- 8              | 1- 0     | 0- 3      | NON-CONFERENCE | 0- 1       | 1- 2        | 3- 2          |      |      |       |           |
| 2- 5              | 0- 0     | 0- 2      | HOME           | 0- 1       | 0- 0        | 2- 2          |      |      |       |           |
| 2- 2              | 1- 0     | 0- 1      | AWAY           | 0- 0       | 0- 1        | 1- 0          |      |      |       |           |
| 1- 1              | 0- 0     | 0- 0      | NEUTRAL        | 0- 0       | 1- 1        | 0- 0          |      |      |       |           |
| 0- 0              | 0- 0     | 0- 0      | CONFERENCE     | 0- 0       | 0- 0        | 0- 0          |      |      |       |           |
| 0- 0              | 0- 0     | 0- 0      | HOME           | 0- 0       | 0- 0        | 0- 0          |      |      |       |           |
| 0- 0              | 0- 0     | 0- 0      | AWAY           | 0- 0       | 0- 0        | 0- 0          |      |      |       |           |
| 0- 0              | 0- 0     | 0- 0      | NEUTRAL        | 0- 0       | 0- 0        | 0- 0          |      |      |       |           |

| RPI 1-25                  |   |                |       | RPI 26-50 |   |                |       | RPI 51-100 |   |              |       | RPI 101+ Team's RPI: 175 |   |                    |         |
|---------------------------|---|----------------|-------|-----------|---|----------------|-------|------------|---|--------------|-------|--------------------------|---|--------------------|---------|
| RPI                       | S | Opponent       | Score | RPI       | S | Opponent       | Score | RPI        | S | Opponent     | Score | RPI                      | S | Opponent           | Score   |
| 10                        | A | Green Bay      | 54 53 | 26        | H | North Carolina | 59 72 | 100        | H | Dayton       | 64 83 | 109                      | N | Ole Miss           | 44 69   |
|                           |   |                |       | 42        | H | Marquette      | 75 81 |            |   |              |       | 127                      | N | Tennessee St.      | 80 70   |
|                           |   |                |       | 50        | A | Charlotte      | 48 63 |            |   |              |       | 145                      | A | Milwaukee          | 63 80   |
|                           |   |                |       |           |   |                |       |            |   |              |       | 187                      | H | Idaho St.          | 35 42   |
|                           |   |                |       |           |   |                |       |            |   |              |       | 200                      | H | Mississippi Val.   | 103 61  |
|                           |   |                |       |           |   |                |       |            |   |              |       | 208                      | H | Saint Francis (PA) | 100 103 |
|                           |   |                |       |           |   |                |       |            |   |              |       | 224                      | H | Butler             | 60 55   |
|                           |   |                |       |           |   |                |       |            |   |              |       | 281                      | A | Illinois St.       | 64 46   |
| LAST 12 Division I GAMES: |   |                |       |           |   |                |       |            |   |              |       |                          |   |                    |         |
| 26                        | H | North Carolina | 59 72 | 10        | A | Green Bay      | 54 53 | 42         | H | Marquette    | 75 81 | 200                      | H | Mississippi Val.   | 103 61  |
| 127                       | N | Tennessee St.  | 80 70 | 208       | H | Idaho St.      | 35 42 | 281        | A | Illinois St. | 64 46 | 208                      | H | Saint Francis (PA) | 100 103 |
| 109                       | N | Ole Miss       | 44 69 | 145       | A | Milwaukee      | 63 80 |            |   |              |       |                          |   |                    |         |
| 145                       | A | Butler         | 60 55 |           |   |                |       |            |   |              |       |                          |   |                    |         |
| 224                       | H | Dayton         | 64 83 |           |   |                |       |            |   |              |       |                          |   |                    |         |

Non-Div I Games:

Wisconsin

|                   |          |           |                |            |             |               |      |      |       |           |
|-------------------|----------|-----------|----------------|------------|-------------|---------------|------|------|-------|-----------|
| Average RPI Win:  | 258      | WON-LOST  | WINNING        | LAST 10    | STRENGTH OF | OPP. STRENGTH | TEAM | ADJ. | CONF. | ADJ CONF. |
| Average RPI Loss: | 120      | RECORD    | PCT. RANK      | GAMES      | SCHEDULE    | OF SCHEDULE   | RPI  | RPI  | RPI   | RPI       |
| DIV. I ONLY       | 6- 4     | 126       | 6- 3           | 260        | 287         | 150           | 150  | 22   | 22    |           |
| DIV. I NON-CONF.  | 6- 4     | 124       | 6- 4           | 261        | 285         | 151           | 151  | 22   | 22    |           |
| TOTALS            | RPI 1-25 | RPI 26-50 | W-L RECORDS    | RPI 51-100 | RPI 101-150 | RPI 150+      |      |      |       |           |
| 6- 4              | 0- 0     | 0- 0      | OVERALL        | 0- 2       | 0- 0        | 6- 2          |      |      |       |           |
| 3- 0              | 0- 0     | 0- 0      | HOME           | 0- 0       | 0- 0        | 3- 0          |      |      |       |           |
| 3- 3              | 0- 0     | 0- 0      | AWAY           | 0- 1       | 0- 0        | 3- 2          |      |      |       |           |
| 0- 1              | 0- 0     | 0- 0      | NEUTRAL        | 0- 1       | 0- 0        | 0- 0          |      |      |       |           |
| 6- 4              | 0- 0     | 0- 0      | NON-CONFERENCE | 0- 2       | 0- 0        | 6- 2          |      |      |       |           |
| 3- 0              | 0- 0     | 0- 0      | HOME           | 0- 0       | 0- 0        | 3- 0          |      |      |       |           |
| 3- 3              | 0- 0     | 0- 0      | AWAY           | 0- 1       | 0- 0        | 3- 2          |      |      |       |           |
| 0- 1              | 0- 0     | 0- 0      | NEUTRAL        | 0- 1       | 0- 0        | 0- 0          |      |      |       |           |
| 0- 0              | 0- 0     | 0- 0      | CONFERENCE     | 0- 0       | 0- 0        | 0- 0          |      |      |       |           |
| 0- 0              | 0- 0     | 0- 0      | HOME           | 0- 0       | 0- 0        | 0- 0          |      |      |       |           |
| 0- 0              | 0- 0     | 0- 0      | AWAY           | 0- 0       | 0- 0        | 0- 0          |      |      |       |           |
| 0- 0              | 0- 0     | 0- 0      | NEUTRAL        | 0- 0       | 0- 0        | 0- 0          |      |      |       |           |

| RPI 1-25                  |   |          | RPI 26-50 |     |   | RPI 51-100               |       |                          | RPI 101+ |          |       | Team's RPI: 150 |
|---------------------------|---|----------|-----------|-----|---|--------------------------|-------|--------------------------|----------|----------|-------|-----------------|
| RPI                       | S | Opponent | Score     | RPI | S | Opponent                 | Score | RPI                      | S        | Opponent | Score |                 |
|                           |   |          |           |     |   | 58 N Florida             | 51 74 | 168 A Omaha              |          |          | 64 89 |                 |
|                           |   |          |           |     |   | 78 A North Carolina St.  | 40 80 | 170 H Gardner-Webb       |          |          | 75 66 |                 |
|                           |   |          |           |     |   |                          |       | 174 A UNC Asheville      |          |          | 65 84 |                 |
|                           |   |          |           |     |   |                          |       | 204 A UNCW               |          |          | 71 67 |                 |
|                           |   |          |           |     |   |                          |       | 239 A Charleston So.     |          |          | 59 45 |                 |
|                           |   |          |           |     |   |                          |       | 260 H Coastal Caro.      |          |          | 67 62 |                 |
|                           |   |          |           |     |   |                          |       | 333 H South Carolina St. |          |          | 66 65 |                 |
|                           |   |          |           |     |   |                          |       | 342 A N.C. Central       |          |          | 64 54 |                 |
| LAST 12 Division I GAMES: |   |          |           |     |   |                          |       |                          |          |          |       |                 |
|                           |   |          |           |     |   | 58 N Florida             | 51 74 | 239 A Charleston So.     |          |          | 59 45 |                 |
|                           |   |          |           |     |   | 168 A Omaha              | 64 89 | 204 A UNCW               |          |          | 71 67 |                 |
|                           |   |          |           |     |   | 170 H Gardner-Webb       | 75 66 | 174 A UNC Asheville      |          |          | 65 84 |                 |
|                           |   |          |           |     |   | 333 H South Carolina St. | 66 65 | 260 H Coastal Caro.      |          |          | 67 62 |                 |
|                           |   |          |           |     |   | 78 A North Carolina St.  | 40 80 | 342 A N.C. Central       |          |          | 64 54 |                 |

Non-Div I Games: Erskine 116 74

Wofford



|                   |          |           |                |            |             |               |      |      |       |           |
|-------------------|----------|-----------|----------------|------------|-------------|---------------|------|------|-------|-----------|
| Average RPI Win:  | 309      | WON-LOST  | WINNING        | LAST 10    | STRENGTH OF | OPP. STRENGTH | TEAM | ADJ. | CONF. | ADJ CONF. |
| Average RPI Loss: | 126      | RECORD    | PCT. RANK      | GAMES      | SCHEDULE    | OF SCHEDULE   | RPI  | RPI  | RPI   | RPI       |
| DIV. I ONLY       | 6- 4     | 126       | 5- 4           | 330        | 188         | 228           | 228  | 20   | 20    |           |
| DIV. I NON-CONF.  | 6- 4     | 124       | 6- 4           | 330        | 187         | 229           | 229  | 20   | 20    |           |
| TOTALS            | RPI 1-25 | RPI 26-50 | W-L RECORDS    | RPI 51-100 | RPI 101-150 | RPI 150+      |      |      |       |           |
| 6- 4              | 0- 1     | 0- 0      | OVERALL        | 0- 1       | 0- 0        | 6- 2          |      |      |       |           |
| 3- 1              | 0- 0     | 0- 0      | HOME           | 0- 0       | 0- 0        | 3- 1          |      |      |       |           |
| 3- 1              | 0- 0     | 0- 0      | AWAY           | 0- 0       | 0- 0        | 3- 1          |      |      |       |           |
| 0- 2              | 0- 1     | 0- 0      | NEUTRAL        | 0- 1       | 0- 0        | 0- 0          |      |      |       |           |
| 6- 4              | 0- 1     | 0- 0      | NON-CONFERENCE | 0- 1       | 0- 0        | 6- 2          |      |      |       |           |
| 3- 1              | 0- 0     | 0- 0      | HOME           | 0- 0       | 0- 0        | 3- 1          |      |      |       |           |
| 3- 1              | 0- 0     | 0- 0      | AWAY           | 0- 0       | 0- 0        | 3- 1          |      |      |       |           |
| 0- 2              | 0- 1     | 0- 0      | NEUTRAL        | 0- 1       | 0- 0        | 0- 0          |      |      |       |           |
| 0- 0              | 0- 0     | 0- 0      | CONFERENCE     | 0- 0       | 0- 0        | 0- 0          |      |      |       |           |
| 0- 0              | 0- 0     | 0- 0      | HOME           | 0- 0       | 0- 0        | 0- 0          |      |      |       |           |
| 0- 0              | 0- 0     | 0- 0      | AWAY           | 0- 0       | 0- 0        | 0- 0          |      |      |       |           |
| 0- 0              | 0- 0     | 0- 0      | NEUTRAL        | 0- 0       | 0- 0        | 0- 0          |      |      |       |           |

| RPI 1-25                  |   |                | RPI 26-50 |     |   | RPI 51-100  |       |     | RPI 101+ |          |       | Team's RPI: 228            |
|---------------------------|---|----------------|-----------|-----|---|-------------|-------|-----|----------|----------|-------|----------------------------|
| RPI                       | S | Opponent       | Score     | RPI | S | Opponent    | Score | RPI | S        | Opponent | Score |                            |
| 4                         | N | Georgetown     | 60 67     |     |   |             |       | 82  | N        | Clemson  | 51 75 | 195 H Kent St. 69 79       |
|                           |   |                |           |     |   |             |       |     |          |          |       | 222 A Illinois 72 76       |
|                           |   |                |           |     |   |             |       |     |          |          |       | 234 H Miami (OH) 65 57     |
|                           |   |                |           |     |   |             |       |     |          |          |       | 313 A Chicago St. 71 65    |
|                           |   |                |           |     |   |             |       |     |          |          |       | 314 A Eastern Ill. 71 61   |
|                           |   |                |           |     |   |             |       |     |          |          |       | 324 A Tennessee Tech 65 54 |
|                           |   |                |           |     |   |             |       |     |          |          |       | 331 H Fort Wayne 62 51     |
|                           |   |                |           |     |   |             |       |     |          |          |       | 338 H Eastern Ky. 85 73    |
| LAST 12 Division I GAMES: |   |                |           |     |   |             |       |     |          |          |       |                            |
| 234                       | H | Miami (OH)     | 65 57     | 331 | H | Fort Wayne  | 62 51 |     |          |          |       |                            |
| 313                       | A | Chicago St.    | 71 65     | 338 | H | Eastern Ky. | 85 73 |     |          |          |       |                            |
| 314                       | A | Eastern Ill.   | 71 61     | 222 | A | Illinois    | 72 76 |     |          |          |       |                            |
| 324                       | A | Tennessee Tech | 65 54     | 195 | H | Kent St.    | 69 79 |     |          |          |       |                            |
|                           |   |                |           | 82  | N | Clemson     | 51 75 |     |          |          |       |                            |
|                           |   |                |           | 4   | N | Georgetown  | 60 67 |     |          |          |       |                            |

Non-Div I Games: Grace (IN) 87 56 Cincinnati Christia 85 61

Wright St.

|                   |          |           |                |            |             |               |      |      |       |           |
|-------------------|----------|-----------|----------------|------------|-------------|---------------|------|------|-------|-----------|
| Average RPI Win:  | 215      | WON-LOST  | WINNING        | LAST 10    | STRENGTH OF | OPP. STRENGTH | TEAM | ADJ. | CONF. | ADJ CONF. |
| Average RPI Loss: | 52       | RECORD    | PCT. RANK      | GAMES      | SCHEDULE    | OF SCHEDULE   | RPI  | RPI  | RPI   | RPI       |
| DIV. I ONLY       | 6- 3     | 102       | 6- 3           | 191        | 201         | 120           | 120  | 14   | 14    |           |
| DIV. I NON-CONF.  | 6- 3     | 100       | 6- 3           | 191        | 201         | 121           | 121  | 14   | 14    |           |
| TOTALS            | RPI 1-25 | RPI 26-50 | W-L RECORDS    | RPI 51-100 | RPI 101-150 | RPI 150+      |      |      |       |           |
| 6- 3              | 0- 0     | 1- 2      | OVERALL        | 1- 1       | 1- 0        | 3- 0          |      |      |       |           |
| 4- 1              | 0- 0     | 1- 0      | HOME           | 0- 1       | 1- 0        | 2- 0          |      |      |       |           |
| 2- 2              | 0- 0     | 0- 2      | AWAY           | 1- 0       | 0- 0        | 1- 0          |      |      |       |           |
| 0- 0              | 0- 0     | 0- 0      | NEUTRAL        | 0- 0       | 0- 0        | 0- 0          |      |      |       |           |
| 6- 3              | 0- 0     | 1- 2      | NON-CONFERENCE | 1- 1       | 1- 0        | 3- 0          |      |      |       |           |
| 4- 1              | 0- 0     | 1- 0      | HOME           | 0- 1       | 1- 0        | 2- 0          |      |      |       |           |
| 2- 2              | 0- 0     | 0- 2      | AWAY           | 1- 0       | 0- 0        | 1- 0          |      |      |       |           |
| 0- 0              | 0- 0     | 0- 0      | NEUTRAL        | 0- 0       | 0- 0        | 0- 0          |      |      |       |           |
| 0- 0              | 0- 0     | 0- 0      | CONFERENCE     | 0- 0       | 0- 0        | 0- 0          |      |      |       |           |
| 0- 0              | 0- 0     | 0- 0      | HOME           | 0- 0       | 0- 0        | 0- 0          |      |      |       |           |
| 0- 0              | 0- 0     | 0- 0      | AWAY           | 0- 0       | 0- 0        | 0- 0          |      |      |       |           |
| 0- 0              | 0- 0     | 0- 0      | NEUTRAL        | 0- 0       | 0- 0        | 0- 0          |      |      |       |           |

| RPI S                     | Opponent       | Score | RPI S | Opponent       | Score | RPI S | Opponent            | Score | RPI S | Opponent | Score | Team's RPI: 120 |
|---------------------------|----------------|-------|-------|----------------|-------|-------|---------------------|-------|-------|----------|-------|-----------------|
| 31                        | A Michigan St. | 51 63 | 79    | A Colorado     | 82 75 | 133   | H Southern Utah     | 68 48 |       |          |       |                 |
| 33                        | A Drake        | 50 63 | 92    | H Idaho        | 71 74 | 339   | H Denver            | 59 49 |       |          |       |                 |
| 47                        | H South Dakota | 69 62 |       |                |       | 343   | A Montana           | 67 42 |       |          |       |                 |
|                           |                |       |       |                |       | 349   | H Cal St. Fullerton | 61 26 |       |          |       |                 |
| LAST 12 Division I GAMES: |                |       |       |                |       |       |                     |       |       |          |       |                 |
| 79                        | A Colorado     | 82 75 | 47    | H South Dakota | 69 62 | 133   | H Southern Utah     | 68 48 |       |          |       |                 |
| 343                       | A Montana      | 67 42 | 33    | A Drake        | 50 63 | 349   | H Cal St. Fullerton | 61 26 |       |          |       |                 |
| 92                        | H Idaho        | 71 74 | 339   | H Denver       | 59 49 | 31    | A Michigan St.      | 51 63 |       |          |       |                 |

Non-Div I Games: Adams St. 79 40 Chadron St. 74 50

Wyoming

| Average RPI Win:  | 224      | WON-LOST  | WINNING        | LAST 10    | STRENGTH OF | OPP. STRENGTH | TEAM | ADJ. | CONF. | ADJ CONF. |
|-------------------|----------|-----------|----------------|------------|-------------|---------------|------|------|-------|-----------|
| Average RPI Loss: | 74       | RECORD    | PCT. RANK      | GAMES      | SCHEDULE    | OF SCHEDULE   | RPI  | RPI  | RPI   | RPI       |
| DIV. I ONLY       | 8- 3     | 68        | 7- 3           | 206        | 146         | 117           | 117  | 6    | 6     |           |
| DIV. I NON-CONF.  | 8- 3     | 67        | 8- 3           | 207        | 146         | 116           | 116  | 6    | 6     |           |
| TOTALS            | RPI 1-25 | RPI 26-50 | W-L RECORDS    | RPI 51-100 | RPI 101-150 | RPI 150+      |      |      |       |           |
| 8- 3              | 1- 1     | 0- 0      | OVERALL        | 0- 1       | 1- 1        | 6- 0          |      |      |       |           |
| 6- 0              | 1- 0     | 0- 0      | HOME           | 0- 0       | 1- 0        | 4- 0          |      |      |       |           |
| 1- 1              | 0- 0     | 0- 0      | AWAY           | 0- 1       | 0- 0        | 1- 0          |      |      |       |           |
| 1- 2              | 0- 1     | 0- 0      | NEUTRAL        | 0- 0       | 0- 1        | 1- 0          |      |      |       |           |
| 8- 3              | 1- 1     | 0- 0      | NON-CONFERENCE | 0- 1       | 1- 1        | 6- 0          |      |      |       |           |
| 6- 0              | 1- 0     | 0- 0      | HOME           | 0- 0       | 1- 0        | 4- 0          |      |      |       |           |
| 1- 1              | 0- 0     | 0- 0      | AWAY           | 0- 1       | 0- 0        | 1- 0          |      |      |       |           |
| 1- 2              | 0- 1     | 0- 0      | NEUTRAL        | 0- 0       | 0- 1        | 1- 0          |      |      |       |           |
| 0- 0              | 0- 0     | 0- 0      | CONFERENCE     | 0- 0       | 0- 0        | 0- 0          |      |      |       |           |
| 0- 0              | 0- 0     | 0- 0      | HOME           | 0- 0       | 0- 0        | 0- 0          |      |      |       |           |
| 0- 0              | 0- 0     | 0- 0      | AWAY           | 0- 0       | 0- 0        | 0- 0          |      |      |       |           |
| 0- 0              | 0- 0     | 0- 0      | NEUTRAL        | 0- 0       | 0- 0        | 0- 0          |      |      |       |           |

| RPI S                     | Opponent       | Score | RPI S | Opponent          | Score | RPI S | Opponent    | Score | RPI S | Opponent          | Score | Team's RPI: 117 |
|---------------------------|----------------|-------|-------|-------------------|-------|-------|-------------|-------|-------|-------------------|-------|-----------------|
| 21 N                      | Oklahoma       | 69 81 |       |                   |       | 63 A  | Wake Forest | 45 58 | 127 H | Tennessee St.     | 63 54 |                 |
| 25 H                      | Michigan       | 61 58 |       |                   |       |       |             |       | 139 N | Southern Miss.    | 59 73 |                 |
|                           |                |       |       |                   |       |       |             |       | 214 A | Cincinnati        | 72 61 |                 |
|                           |                |       |       |                   |       |       |             |       | 217 H | North Florida     | 83 46 |                 |
|                           |                |       |       |                   |       |       |             |       | 279 H | Delaware St.      | 86 53 |                 |
|                           |                |       |       |                   |       |       |             |       | 282 H | Southeast Mo. St. | 54 48 |                 |
|                           |                |       |       |                   |       |       |             |       | 321 H | Ark.-Pine Bluff   | 62 41 |                 |
|                           |                |       |       |                   |       |       |             |       | 328 N | Kennesaw St.      | 75 52 |                 |
| LAST 12 Division I GAMES: |                |       |       |                   |       |       |             |       |       |                   |       |                 |
| 328 N                     | Kennesaw St.   | 75 52 | 279 H | Delaware St.      | 86 53 |       |             |       |       |                   |       |                 |
| 139 N                     | Southern Miss. | 59 73 | 321 H | Ark.-Pine Bluff   | 62 41 |       |             |       |       |                   |       |                 |
| 21 N                      | Oklahoma       | 69 81 | 217 H | North Florida     | 83 46 |       |             |       |       |                   |       |                 |
| 214 A                     | Cincinnati     | 72 61 | 282 H | Southeast Mo. St. | 54 48 |       |             |       |       |                   |       |                 |
| 63 A                      | Wake Forest    | 45 58 | 127 H | Tennessee St.     | 63 54 |       |             |       |       |                   |       |                 |
| 25 H                      | Michigan       | 61 58 |       |                   |       |       |             |       |       |                   |       |                 |

Non-Div I Games:

Xavier

|                   |          |           |                |            |             |               |      |      |       |           |
|-------------------|----------|-----------|----------------|------------|-------------|---------------|------|------|-------|-----------|
| Average RPI Win:  | 259      | WON-LOST  | WINNING        | LAST 10    | STRENGTH OF | OPP. STRENGTH | TEAM | ADJ. | CONF. | ADJ CONF. |
| Average RPI Loss: | 157      | RECORD    | PCT. RANK      | GAMES      | SCHEDULE    | OF SCHEDULE   | RPI  | RPI  | RPI   | RPI       |
| DIV. I ONLY       | 8- 3     | 68        | 7- 3           | 319        | 214         | 160           | 160  | 15   | 15    |           |
| DIV. I NON-CONF.  | 8- 3     | 67        | 8- 3           | 319        | 213         | 160           | 160  | 15   | 15    |           |
| TOTALS            | RPI 1-25 | RPI 26-50 | W-L RECORDS    | RPI 51-100 | RPI 101-150 | RPI 150+      |      |      |       |           |
| 8- 3              | 0- 0     | 0- 0      | OVERALL        | 0- 0       | 1- 1        | 7- 2          |      |      |       |           |
| 3- 1              | 0- 0     | 0- 0      | HOME           | 0- 0       | 1- 0        | 2- 1          |      |      |       |           |
| 5- 2              | 0- 0     | 0- 0      | AWAY           | 0- 0       | 0- 1        | 5- 1          |      |      |       |           |
| 0- 0              | 0- 0     | 0- 0      | NEUTRAL        | 0- 0       | 0- 0        | 0- 0          |      |      |       |           |
| 8- 3              | 0- 0     | 0- 0      | NON-CONFERENCE | 0- 0       | 1- 1        | 7- 2          |      |      |       |           |
| 3- 1              | 0- 0     | 0- 0      | HOME           | 0- 0       | 1- 0        | 2- 1          |      |      |       |           |
| 5- 2              | 0- 0     | 0- 0      | AWAY           | 0- 0       | 0- 1        | 5- 1          |      |      |       |           |
| 0- 0              | 0- 0     | 0- 0      | NEUTRAL        | 0- 0       | 0- 0        | 0- 0          |      |      |       |           |
| 0- 0              | 0- 0     | 0- 0      | CONFERENCE     | 0- 0       | 0- 0        | 0- 0          |      |      |       |           |
| 0- 0              | 0- 0     | 0- 0      | HOME           | 0- 0       | 0- 0        | 0- 0          |      |      |       |           |
| 0- 0              | 0- 0     | 0- 0      | AWAY           | 0- 0       | 0- 0        | 0- 0          |      |      |       |           |
| 0- 0              | 0- 0     | 0- 0      | NEUTRAL        | 0- 0       | 0- 0        | 0- 0          |      |      |       |           |

| RPI 1-25                  |   |                | RPI 26-50 |     |     | RPI 51-100 |                 |     | RPI 101+ |                 |       | Team's RPI: 160 |
|---------------------------|---|----------------|-----------|-----|-----|------------|-----------------|-----|----------|-----------------|-------|-----------------|
| RPI                       | S | Opponent       | Score     | RPI | S   | Opponent   | Score           | RPI | S        | Opponent        | Score |                 |
|                           |   |                |           |     |     |            |                 | 138 | A        | Army West Point | 55    | 59              |
|                           |   |                |           |     |     |            |                 | 147 | H        | Albany (NY)     | 64    | 53              |
|                           |   |                |           |     |     |            |                 | 163 | H        | Boston College  | 64    | 71              |
|                           |   |                |           |     |     |            |                 | 171 | A        | Manhattan       | 57    | 63              |
|                           |   |                |           |     |     |            |                 | 173 | A        | New Hampshire   | 64    | 58              |
|                           |   |                |           |     |     |            |                 | 191 | H        | Binghamton      | 57    | 48              |
|                           |   |                |           |     |     |            |                 | 281 | A        | Illinois St.    | 59    | 45              |
|                           |   |                |           |     |     |            |                 | 302 | H        | Vermont         | 77    | 48              |
|                           |   |                |           |     |     |            |                 | 320 | A        | Holy Cross      | 71    | 70              |
|                           |   |                |           |     |     |            |                 | 322 | A        | LIU Brooklyn    | 75    | 44              |
|                           |   |                |           |     |     |            |                 | 336 | A        | Wagner          | 66    | 52              |
| LAST 12 Division I GAMES: |   |                |           |     |     |            |                 |     |          |                 |       |                 |
| 163                       | H | Boston College | 64        | 71  | 173 | A          | New Hampshire   | 64  | 58       |                 |       |                 |
| 147                       | H | Albany (NY)    | 64        | 53  | 302 | H          | Vermont         | 77  | 48       |                 |       |                 |
| 322                       | A | LIU Brooklyn   | 75        | 44  | 138 | A          | Army West Point | 55  | 59       |                 |       |                 |
| 336                       | A | Wagner         | 66        | 52  | 171 | A          | Manhattan       | 57  | 63       |                 |       |                 |
| 320                       | A | Holy Cross     | 71        | 70  | 191 | H          | Binghamton      | 57  | 48       |                 |       |                 |
| 281                       | A | Illinois St.   | 59        | 45  |     |            |                 |     |          |                 |       |                 |

Non-Div I Games:

Yale

■ Loss, 
■ Non-Conf, 
■ S Site, 
■ H Home 
■ A Away 
N Neutral

|                   |          |           |                |            |             |               |      |      |       |           |
|-------------------|----------|-----------|----------------|------------|-------------|---------------|------|------|-------|-----------|
| Average RPI Win:  | 232      | WON-LOST  | WINNING        | LAST 10    | STRENGTH OF | OPP. STRENGTH | TEAM | ADJ. | CONF. | ADJ CONF. |
| Average RPI Loss: | 207      | RECORD    | PCT. RANK      | GAMES      | SCHEDULE    | OF SCHEDULE   | RPI  | RPI  | RPI   | RPI       |
| DIV. I ONLY       | 2- 7     | 279       | 2- 6           | 309        | 223         | 332           | 332  | 20   | 20    |           |
| DIV. I NON-CONF.  | 2- 7     | 279       | 2- 7           | 309        | 222         | 332           | 332  | 20   | 20    |           |
| TOTALS            | RPI 1-25 | RPI 26-50 | W-L RECORDS    | RPI 51-100 | RPI 101-150 | RPI 150+      |      |      |       |           |
| 2- 7              | 0- 0     | 0- 0      | OVERALL        | 0- 0       | 0- 1        | 2- 6          |      |      |       |           |
| 1- 3              | 0- 0     | 0- 0      | HOME           | 0- 0       | 0- 1        | 1- 2          |      |      |       |           |
| 0- 4              | 0- 0     | 0- 0      | AWAY           | 0- 0       | 0- 0        | 0- 4          |      |      |       |           |
| 1- 0              | 0- 0     | 0- 0      | NEUTRAL        | 0- 0       | 0- 0        | 1- 0          |      |      |       |           |
| 2- 7              | 0- 0     | 0- 0      | NON-CONFERENCE | 0- 0       | 0- 1        | 2- 6          |      |      |       |           |
| 1- 3              | 0- 0     | 0- 0      | HOME           | 0- 0       | 0- 1        | 1- 2          |      |      |       |           |
| 0- 4              | 0- 0     | 0- 0      | AWAY           | 0- 0       | 0- 0        | 0- 4          |      |      |       |           |
| 1- 0              | 0- 0     | 0- 0      | NEUTRAL        | 0- 0       | 0- 0        | 1- 0          |      |      |       |           |
| 0- 0              | 0- 0     | 0- 0      | CONFERENCE     | 0- 0       | 0- 0        | 0- 0          |      |      |       |           |
| 0- 0              | 0- 0     | 0- 0      | HOME           | 0- 0       | 0- 0        | 0- 0          |      |      |       |           |
| 0- 0              | 0- 0     | 0- 0      | AWAY           | 0- 0       | 0- 0        | 0- 0          |      |      |       |           |
| 0- 0              | 0- 0     | 0- 0      | NEUTRAL        | 0- 0       | 0- 0        | 0- 0          |      |      |       |           |

| RPI 1-25                  |   |                    | RPI 26-50 |     |     | RPI 51-100 |          |     | RPI 101+ |                    |       | Team's RPI: 332 |
|---------------------------|---|--------------------|-----------|-----|-----|------------|----------|-----|----------|--------------------|-------|-----------------|
| RPI                       | S | Opponent           | Score     | RPI | S   | Opponent   | Score    | RPI | S        | Opponent           | Score |                 |
|                           |   |                    |           |     |     |            |          | 130 | H        | Cornell            | 75    | 80              |
|                           |   |                    |           |     |     |            |          | 172 | A        | Pittsburgh         | 50    | 63              |
|                           |   |                    |           |     |     |            |          | 188 | H        | Akron              | 74    | 76              |
|                           |   |                    |           |     |     |            |          | 195 | A        | Kent St.           | 60    | 75              |
|                           |   |                    |           |     |     |            |          | 208 | H        | Saint Francis (PA) | 69    | 68              |
|                           |   |                    |           |     |     |            |          | 213 | H        | American           | 64    | 77              |
|                           |   |                    |           |     |     |            |          | 249 | A        | Hawaii             | 50    | 72              |
|                           |   |                    |           |     |     |            |          | 256 | N        | Sacramento St.     | 102   | 94              |
|                           |   |                    |           |     |     |            |          | 300 | A        | Northern Ariz.     | 49    | 70              |
| LAST 12 Division I GAMES: |   |                    |           |     |     |            |          |     |          |                    |       |                 |
| 188                       | H | Akron              | 74        | 76  | 130 | H          | Cornell  | 75  | 80       |                    |       |                 |
| 208                       | H | Saint Francis (PA) | 69        | 68  | 195 | A          | Kent St. | 60  | 75       |                    |       |                 |
| 300                       | A | Northern Ariz.     | 49        | 70  | 213 | H          | American | 64  | 77       |                    |       |                 |
| 256                       | N | Sacramento St.     | 102       | 94  |     |            |          |     |          |                    |       |                 |
| 249                       | A | Hawaii             | 50        | 72  |     |            |          |     |          |                    |       |                 |
| 172                       | A | Pittsburgh         | 50        | 63  |     |            |          |     |          |                    |       |                 |

Non-Div I Games: Point Park 84 71 Tiffin 84 62

Youngstown St.