

Average RPI Win:	298	WON-LOST	WINNING	LAST 10	STRENGTH OF	OPP. STRENGTH	TEAM	ADJ.	CONF.	ADJ CONF.
Average RPI Loss:	145	RECORD	PCT. RANK	GAMES	SCHEDULE	OF SCHEDULE	RPI	RPI	RPI	RPI
DIV. I ONLY	5- 3	119	5-3	348	77	250	250	26	26	
DIV. I NON-CONF.	3- 3	162	3-3	346	40	258	258	26	26	
TOTALS	RPI 1-25	RPI 26-50	W-L RECORDS	RPI 51-100	RPI 101-150	RPI 150+				
5- 3	0- 1	0- 0	OVERALL	0- 0	0- 0	5- 2				
3- 0	0- 0	0- 0	HOME	0- 0	0- 0	3- 0				
1- 3	0- 1	0- 0	AWAY	0- 0	0- 0	1- 2				
1- 0	0- 0	0- 0	NEUTRAL	0- 0	0- 0	1- 0				
3- 3	0- 1	0- 0	NON-CONFERENCE	0- 0	0- 0	3- 2				
1- 0	0- 0	0- 0	HOME	0- 0	0- 0	1- 0				
1- 3	0- 1	0- 0	AWAY	0- 0	0- 0	1- 2				
1- 0	0- 0	0- 0	NEUTRAL	0- 0	0- 0	1- 0				
2- 0	0- 0	0- 0	CONFERENCE	0- 0	0- 0	2- 0				
2- 0	0- 0	0- 0	HOME	0- 0	0- 0	2- 0				
0- 0	0- 0	0- 0	AWAY	0- 0	0- 0	0- 0				
0- 0	0- 0	0- 0	NEUTRAL	0- 0	0- 0	0- 0				

RPI 1-25				RPI 26-50				RPI 51-100				RPI 101+ Team's RPI: 250			
RPI	S	Opponent	Score	RPI	S	Opponent	Score	RPI	S	Opponent	Score	RPI	S	Opponent	Score
2	A	Missouri St.	51 79									170	A	Texas St.	48 57
												229	N	Prairie View	64 52
												262	A	South Alabama	82 83
												282	H	Nicholls St.	55 49
												302	H	Central Ark.	67 47
												338	A	UTRGV	59 54
												338	H	UTRGV	61 50
LAST 10 Division I															
302	H	Central Ark.	67 47	229	N	Prairie View	64 52								
282	H	Nicholls St.	55 49	262	A	South Alabama	82 83								
338	A	UTRGV	59 54	2	A	Missouri St.	51 79								
170	A	Texas St.	48 57												
338	H	UTRGV	61 50												

Non-Div I Games: UNKNOWN 75 55 Huston-Tillotson 63 49 Texas Wesleyan 90 52

Average RPI Win:	214	WON-LOST	WINNING	LAST 10	STRENGTH OF	OPP. STRENGTH	TEAM	ADJ.	CONF.	ADJ CONF.
Average RPI Loss:	39	RECORD	PCT. RANK	GAMES	SCHEDULE	OF SCHEDULE	RPI	RPI	RPI	RPI
DIV. I ONLY	5- 1	34	5-1	320	11	88	88	26	26	
DIV. I NON-CONF.	3- 1	60	3-1	191	29	42	42	26	26	

TOTALS	RPI 1-25	RPI 26-50	W-L RECORDS	RPI 51-100	RPI 101-150	RPI 150+
5- 1	0- 0	0- 1	OVERALL	0- 0	0- 0	5- 0
2- 0	0- 0	0- 0	HOME	0- 0	0- 0	2- 0
3- 1	0- 0	0- 1	AWAY	0- 0	0- 0	3- 0
0- 0	0- 0	0- 0	NEUTRAL	0- 0	0- 0	0- 0
3- 1	0- 0	0- 1	NON-CONFERENCE	0- 0	0- 0	3- 0
1- 0	0- 0	0- 0	HOME	0- 0	0- 0	1- 0
2- 1	0- 0	0- 1	AWAY	0- 0	0- 0	2- 0
0- 0	0- 0	0- 0	NEUTRAL	0- 0	0- 0	0- 0
2- 0	0- 0	0- 0	CONFERENCE	0- 0	0- 0	2- 0
1- 0	0- 0	0- 0	HOME	0- 0	0- 0	1- 0
1- 0	0- 0	0- 0	AWAY	0- 0	0- 0	1- 0
0- 0	0- 0	0- 0	NEUTRAL	0- 0	0- 0	0- 0

RPI 1-25	RPI 26-50	RPI 51-100	Team's RPI: 88	RPI 101+
RPI S Opponent Score	RPI S Opponent Score	RPI S Opponent Score		RPI S Opponent Score
	39 A Oklahoma 65 78			159 A Wright St. 83 64
				185 A Portland 76 69
				194 H New Orleans 76 62
				252 H Tulsa 73 63
				282 A Nicholls St. 95 84
LAST 10 Division I				
	252 H Tulsa 73 63	282 A Nicholls St. 95 84		
	185 A Portland 76 69	194 H New Orleans 76 62		
	39 A Oklahoma 65 78			
	159 A Wright St. 83 64			

Non-Div I Games: Howard Payne 96 38 Schreiner 110 37 Southwest (NM) 104 52 McMurry 111 43
Abilene Christian

Air Force

Through Games Of Dec. 22, 2019

Average RPI Win:	308	WON-LOST	WINNING	LAST 10	STRENGTH OF	OPP. STRENGTH	TEAM	ADJ.	CONF.	ADJ CONF.
Average RPI Loss:	188	RECORD	PCT. RANK	GAMES	SCHEDULE	OF SCHEDULE	RPI	RPI	RPI	RPI
DIV. I ONLY	2- 10	313	1-9	225	309	314	314	23	23	
DIV. I NON-CONF.	1- 9	324	0-8	240	294	330	330	24	24	
TOTALS	RPI 1-25	RPI 26-50	W-L RECORDS	RPI 51-100	RPI 101-150	RPI 150+				
2- 10	0- 0	0- 0	OVERALL	0- 1	0- 1	2- 8				
1- 4	0- 0	0- 0	HOME	0- 0	0- 0	1- 4				
1- 6	0- 0	0- 0	AWAY	0- 1	0- 1	1- 4				
0- 0	0- 0	0- 0	NEUTRAL	0- 0	0- 0	0- 0				
1- 9	0- 0	0- 0	NON-CONFERENCE	0- 1	0- 1	1- 7				
1- 3	0- 0	0- 0	HOME	0- 0	0- 0	1- 3				
0- 6	0- 0	0- 0	AWAY	0- 1	0- 1	0- 4				
0- 0	0- 0	0- 0	NEUTRAL	0- 0	0- 0	0- 0				
1- 1	0- 0	0- 0	CONFERENCE	0- 0	0- 0	1- 1				
0- 1	0- 0	0- 0	HOME	0- 0	0- 0	0- 1				
1- 0	0- 0	0- 0	AWAY	0- 0	0- 0	1- 0				
0- 0	0- 0	0- 0	NEUTRAL	0- 0	0- 0	0- 0				

RPI 1-25				RPI 26-50				RPI 51-100				RPI 101+				Team's RPI: 314	
RPI	S	Opponent	Score	RPI	S	Opponent	Score	RPI	S	Opponent	Score	RPI	S	Opponent	Score		
								53	A	Arizona St.	56	87	133	A	Tennessee	54	81
													161	A	Northern Colo.	62	72
													185	H	Portland	56	72
													188	H	Wyoming	63	65
													208	A	Cal St. Fullerton	70	79
													213	H	San Diego	59	70
													235	A	Long Beach St.	68	74
													251	A	Navy	59	67
													254	H	Army West Point	66	68
													306	H	NJIT	68	48
													309	A	Nevada	68	61
LAST 10 Division I																	
				208	A	Cal St. Fullerton	70	79				235	A	Long Beach St.	68	74	
				185	H	Portland	56	72				309	A	Nevada	68	61	
				161	A	Northern Colo.	62	72				188	H	Wyoming	63	65	
				213	H	San Diego	59	70				133	A	Tennessee	54	81	
				254	H	Army West Point	66	68				251	A	Navy	59	67	

Non-Div I Games:

Air Force

Loss, Non-Conf, S Site, H Home A Away N Neutral

Average RPI Win:	245	WON-LOST	WINNING	LAST 10	STRENGTH OF	OPP. STRENGTH	TEAM	ADJ.	CONF.	ADJ CONF.
Average RPI Loss:	96	RECORD	PCT. RANK	GAMES	SCHEDULE	OF SCHEDULE	RPI	RPI	RPI	RPI
DIV. I ONLY	7- 4	102	6-4	161	236	123	123	10	10	
DIV. I NON-CONF.	7- 4	102	6-4	163	238	123	123	10	10	
TOTALS	RPI 1-25	RPI 26-50	W-L RECORDS	RPI 51-100	RPI 101-150	RPI 150+				
7- 4	0- 0	0- 1	OVERALL	1- 1	0- 2	6- 0				
3- 2	0- 0	0- 1	HOME	1- 1	0- 0	2- 0				
2- 2	0- 0	0- 0	AWAY	0- 0	0- 2	2- 0				
2- 0	0- 0	0- 0	NEUTRAL	0- 0	0- 0	2- 0				
7- 4	0- 0	0- 1	NON-CONFERENCE	1- 1	0- 2	6- 0				
3- 2	0- 0	0- 1	HOME	1- 1	0- 0	2- 0				
2- 2	0- 0	0- 0	AWAY	0- 0	0- 2	2- 0				
2- 0	0- 0	0- 0	NEUTRAL	0- 0	0- 0	2- 0				
0- 0	0- 0	0- 0	CONFERENCE	0- 0	0- 0	0- 0				
0- 0	0- 0	0- 0	HOME	0- 0	0- 0	0- 0				
0- 0	0- 0	0- 0	AWAY	0- 0	0- 0	0- 0				
0- 0	0- 0	0- 0	NEUTRAL	0- 0	0- 0	0- 0				

RPI 1-25				RPI 26-50				RPI 51-100				RPI 101+				Team's RPI: 123	
RPI	S	Opponent	Score	RPI	S	Opponent	Score	RPI	S	Opponent	Score	RPI	S	Opponent	Score		
				43	H	Michigan	71 80	77	H	N.C. A&T	64 52	112	A	Butler	55 76		
								95	H	Duquesne	63 88	132	A	Cleveland St.	62 66		
												160	H	Youngstown St.	91 62		
												275	A	St. Bonaventure	63 54		
												278	N	Denver	88 72		
												279	N	Morgan St.	52 45		
												321	H	Purdue Fort Wayne	64 53		
												327	A	Detroit Mercy	81 60		
LAST 10 Division I																	
				279	N	Morgan St.	52 45	278	N	Denver	88 72						
				327	A	Detroit Mercy	81 60	77	H	N.C. A&T	64 52						
				160	H	Youngstown St.	91 62	112	A	Butler	55 76						
				43	H	Michigan	71 80	95	H	Duquesne	63 88						
				321	H	Purdue Fort Wayne	64 53	132	A	Cleveland St.	62 66						

Non-Div I Games:

Akron

■ Loss,
 ■ Non-Conf, S Site,
 ■ Home
 ■ Away
 N Neutral

Alabama

Through Games Of Dec. 22, 2019

Average RPI Win: 172	WON-LOST	WINNING	LAST 10	STRENGTH OF	OPP. STRENGTH	TEAM	ADJ.	CONF.	ADJ CONF.
Average RPI Loss: 144	RECORD	PCT. RANK	GAMES	SCHEDULE	OF SCHEDULE	RPI	RPI	RPI	RPI
DIV. I ONLY	9- 3	61	8-2	93	223	74	74	4	4
DIV. I NON-CONF.	9- 3	60	8-2	94	226	73	73	4	4
TOTALS	RPI 1-25	RPI 26-50	W-L RECORDS	RPI 51-100	RPI 101-150	RPI 150+			
9- 3	0- 0	1- 0	OVERALL	2- 0	1- 1	5- 2			
5- 2	0- 0	0- 0	HOME	2- 0	1- 0	2- 2			
3- 0	0- 0	0- 0	AWAY	0- 0	0- 0	3- 0			
1- 1	0- 0	1- 0	NEUTRAL	0- 0	0- 1	0- 0			
9- 3	0- 0	1- 0	NON-CONFERENCE	2- 0	1- 1	5- 2			
5- 2	0- 0	0- 0	HOME	2- 0	1- 0	2- 2			
3- 0	0- 0	0- 0	AWAY	0- 0	0- 0	3- 0			
1- 1	0- 0	1- 0	NEUTRAL	0- 0	0- 1	0- 0			
0- 0	0- 0	0- 0	CONFERENCE	0- 0	0- 0	0- 0			
0- 0	0- 0	0- 0	HOME	0- 0	0- 0	0- 0			
0- 0	0- 0	0- 0	AWAY	0- 0	0- 0	0- 0			
0- 0	0- 0	0- 0	NEUTRAL	0- 0	0- 0	0- 0			

RPI 1-25				RPI 26-50				RPI 51-100				Team's RPI: 74	RPI 101+			
RPI	S	Opponent	Score	RPI	S	Opponent	Score	RPI	S	Opponent	Score		RPI	S	Opponent	Score
				36	N	UNI	87 77	69	H	Colgate	72 52		102	N	Southern California	57 60
								92	H	North Carolina	83 77		135	H	Bethune-Cookman	60 49
													163	H	Iowa St.	66 75
													166	H	Hampton	61 64
													183	A	Tulane	66 56
													184	A	Clemson	67 54
													262	A	South Alabama	74 62
													272	H	Radford	85 51
													311	H	Mercer	111 56
LAST 10 Division I																
				272	H	Radford	85 51	135	H	Bethune-Cookman	60 49					
				36	N	UNI	87 77	92	H	North Carolina	83 77					
				183	A	Tulane	66 56	69	H	Colgate	72 52					
				262	A	South Alabama	74 62	163	H	Iowa St.	66 75					
				311	H	Mercer	111 56	102	N	Southern California	57 60					

Non-Div I Games:

Alabama

■ Loss,
 ■ Non-Conf, S Site,
 ■ Home
 ■ Away
 N Neutral

Alabama A&M

Through Games Of Dec. 22, 2019

Average RPI Win:	310	WON-LOST	WINNING	LAST 10	STRENGTH OF	OPP. STRENGTH	TEAM	ADJ.	CONF.	ADJ CONF.
Average RPI Loss:	140	RECORD	PCT. RANK	GAMES	SCHEDULE	OF SCHEDULE	RPI	RPI	RPI	RPI
DIV. I ONLY	4- 6	215	4-6	180	329	191	191	27	27	
DIV. I NON-CONF.	4- 6	212	4-6	179	329	189	189	27	27	
TOTALS	RPI 1-25	RPI 26-50	W-L RECORDS	RPI 51-100	RPI 101-150	RPI 150+				
4- 6	0- 0	0- 0	OVERALL	0- 2	0- 2	4- 2				
0- 2	0- 0	0- 0	HOME	0- 2	0- 0	0- 0				
4- 3	0- 0	0- 0	AWAY	0- 0	0- 2	4- 1				
0- 1	0- 0	0- 0	NEUTRAL	0- 0	0- 0	0- 1				
4- 6	0- 0	0- 0	NON-CONFERENCE	0- 2	0- 2	4- 2				
0- 2	0- 0	0- 0	HOME	0- 2	0- 0	0- 0				
4- 3	0- 0	0- 0	AWAY	0- 0	0- 2	4- 1				
0- 1	0- 0	0- 0	NEUTRAL	0- 0	0- 0	0- 1				
0- 0	0- 0	0- 0	CONFERENCE	0- 0	0- 0	0- 0				
0- 0	0- 0	0- 0	HOME	0- 0	0- 0	0- 0				
0- 0	0- 0	0- 0	AWAY	0- 0	0- 0	0- 0				
0- 0	0- 0	0- 0	NEUTRAL	0- 0	0- 0	0- 0				

RPI 1-25				RPI 26-50				RPI 51-100				RPI 101+				Team's RPI: 191	
RPI	S	Opponent	Score	RPI	S	Opponent	Score	RPI	S	Opponent	Score	RPI	S	Opponent	Score		
								65	H	Austin Peay	61	67	101	A	Nebraska	46	68
								70	H	North Florida	64	73	122	A	Cincinnati	47	62
													236	N	North Ala.	65	80
													246	A	California Baptist	55	60
													278	A	Denver	86	83
													300	A	San Diego St.	61	53
													312	A	Georgia St.	67	52
													350	A	Florida A&M	77	53
LAST 10 Division I																	
350	A	Florida A&M	77	53	122	A	Cincinnati	47	62								
70	H	North Florida	64	73	65	H	Austin Peay	61	67								
246	A	California Baptist	55	60	278	A	Denver	86	83								
300	A	San Diego St.	61	53	236	N	North Ala.	65	80								
101	A	Nebraska	46	68	312	A	Georgia St.	67	52								

Non-Div I Games:

Alabama A&M

■ Loss,
 ■ Non-Conf,
 ■ S Site,
 ■ H Home
 ■ A Away
 N Neutral

Average RPI Win:	341	WON-LOST	WINNING	LAST 10	STRENGTH OF	OPP. STRENGTH	TEAM	ADJ.	CONF.	ADJ CONF.
Average RPI Loss:	114	RECORD	PCT. RANK	GAMES	SCHEDULE	OF SCHEDULE	RPI	RPI	RPI	RPI
DIV. I ONLY	1- 7	317	1-7	84	138	283	283	27	27	
DIV. I NON-CONF.	1- 7	319	1-7	86	140	285	285	27	27	
TOTALS	RPI 1-25	RPI 26-50	W-L RECORDS	RPI 51-100	RPI 101-150	RPI 150+				
1- 7	0- 2	0- 0	OVERALL	0- 1	0- 2	1- 2				
1- 2	0- 0	0- 0	HOME	0- 0	0- 1	1- 1				
0- 5	0- 2	0- 0	AWAY	0- 1	0- 1	0- 1				
0- 0	0- 0	0- 0	NEUTRAL	0- 0	0- 0	0- 0				
1- 7	0- 2	0- 0	NON-CONFERENCE	0- 1	0- 2	1- 2				
1- 2	0- 0	0- 0	HOME	0- 0	0- 1	1- 1				
0- 5	0- 2	0- 0	AWAY	0- 1	0- 1	0- 1				
0- 0	0- 0	0- 0	NEUTRAL	0- 0	0- 0	0- 0				
0- 0	0- 0	0- 0	CONFERENCE	0- 0	0- 0	0- 0				
0- 0	0- 0	0- 0	HOME	0- 0	0- 0	0- 0				
0- 0	0- 0	0- 0	AWAY	0- 0	0- 0	0- 0				
0- 0	0- 0	0- 0	NEUTRAL	0- 0	0- 0	0- 0				

RPI 1-25				RPI 26-50				RPI 51-100				RPI 101+				Team's RPI: 283	
RPI	S	Opponent	Score	RPI	S	Opponent	Score	RPI	S	Opponent	Score	RPI	S	Opponent	Score		
6	A	South Carolina	43 103					83	A	Wisconsin	67 85	139	A	South Fla.	29 80		
8	A	DePaul	76 105									144	H	Samford	48 83		
												184	A	Clemson	43 76		
												236	H	North Ala.	60 81		
												341	H	Jacksonville St.	68 63		
LAST 10 Division I																	
236	H	North Ala.	60 81	8	A	DePaul	76 105	83	A	Wisconsin	67 85						
184	A	Clemson	43 76					139	A	South Fla.	29 80						
6	A	South Carolina	43 103					144	H	Samford	48 83						
								341	H	Jacksonville St.	68 63						

Non-Div I Games: Mobile 76 66 Paine 84 58

Alabama St.

■ Loss,
 ■ Non-Conf,
 ■ S Site,
 ■ H Home
 ■ A Away
 N Neutral

Albany (NY)

Through Games Of Dec. 22, 2019

Average RPI Win:	278	WON-LOST	WINNING	LAST 10	STRENGTH OF	OPP. STRENGTH	TEAM	ADJ.	CONF.	ADJ CONF.
Average RPI Loss:	202	RECORD	PCT. RANK	GAMES	SCHEDULE	OF SCHEDULE	RPI	RPI	RPI	RPI
DIV. I ONLY	3- 8	266	2-8	326	219	326	326	29	29	
DIV. I NON-CONF.	3- 8	266	2-8	327	222	325	325	29	29	
TOTALS	RPI 1-25	RPI 26-50	W-L RECORDS	RPI 51-100	RPI 101-150	RPI 150+				
3- 8	0- 0	0- 0	OVERALL	0- 1	0- 1	3- 6				
1- 4	0- 0	0- 0	HOME	0- 0	0- 0	1- 4				
2- 4	0- 0	0- 0	AWAY	0- 1	0- 1	2- 2				
0- 0	0- 0	0- 0	NEUTRAL	0- 0	0- 0	0- 0				
3- 8	0- 0	0- 0	NON-CONFERENCE	0- 1	0- 1	3- 6				
1- 4	0- 0	0- 0	HOME	0- 0	0- 0	1- 4				
2- 4	0- 0	0- 0	AWAY	0- 1	0- 1	2- 2				
0- 0	0- 0	0- 0	NEUTRAL	0- 0	0- 0	0- 0				
0- 0	0- 0	0- 0	CONFERENCE	0- 0	0- 0	0- 0				
0- 0	0- 0	0- 0	HOME	0- 0	0- 0	0- 0				
0- 0	0- 0	0- 0	AWAY	0- 0	0- 0	0- 0				
0- 0	0- 0	0- 0	NEUTRAL	0- 0	0- 0	0- 0				

RPI S	Opponent	Score	RPI S	Opponent	Score	RPI S	Opponent	Score	RPI S	Opponent	Score
						75	A Marist	52 76	109	A Syracuse	53 75
									162	H Columbia	82 78
									168	H Cornell	51 71
									210	H Boston U.	58 60
									220	H Lafayette	47 54
									249	H St. Francis Brooklyn	41 49
									281	A Siena	46 52
									303	A Bryant	55 68
									331	A Central Conn. St.	73 63
									340	A Canisius	70 53
LAST 10 Division I											
303	A Bryant	55 68	331	A Central Conn. St.	73 63						
249	H St. Francis Brooklyn	41 49	340	A Canisius	70 53						
281	A Siena	46 52	220	H Lafayette	47 54						
75	A Marist	52 76	210	H Boston U.	58 60						
168	H Cornell	51 71	109	A Syracuse	53 75						

Non-Div I Games: FDU-Florham 81 21

Albany (NY)

Loss, Non-Conf, S Site, H Home A Away N Neutral

Average RPI Win:	339	WON-LOST	WINNING	LAST 10	STRENGTH OF	OPP. STRENGTH	TEAM	ADJ.	CONF.	ADJ CONF.
Average RPI Loss:	191	RECORD	PCT. RANK	GAMES	SCHEDULE	OF SCHEDULE	RPI	RPI	RPI	RPI
DIV. I ONLY	2- 7	286	2-7	292	282	319	319	27	27	
DIV. I NON-CONF.	2- 7	286	2-7	294	283	318	318	27	27	
TOTALS	RPI 1-25	RPI 26-50	W-L RECORDS	RPI 51-100	RPI 101-150	RPI 150+				
2- 7	0- 0	0- 0	OVERALL	0- 0	0- 3	2- 4				
1- 1	0- 0	0- 0	HOME	0- 0	0- 1	1- 0				
1- 4	0- 0	0- 0	AWAY	0- 0	0- 2	1- 2				
0- 2	0- 0	0- 0	NEUTRAL	0- 0	0- 0	0- 2				
2- 7	0- 0	0- 0	NON-CONFERENCE	0- 0	0- 3	2- 4				
1- 1	0- 0	0- 0	HOME	0- 0	0- 1	1- 0				
1- 4	0- 0	0- 0	AWAY	0- 0	0- 2	1- 2				
0- 2	0- 0	0- 0	NEUTRAL	0- 0	0- 0	0- 2				
0- 0	0- 0	0- 0	CONFERENCE	0- 0	0- 0	0- 0				
0- 0	0- 0	0- 0	HOME	0- 0	0- 0	0- 0				
0- 0	0- 0	0- 0	AWAY	0- 0	0- 0	0- 0				
0- 0	0- 0	0- 0	NEUTRAL	0- 0	0- 0	0- 0				

RPI 1-25			RPI 26-50			RPI 51-100			RPI 101+			Team's RPI: 319
RPI	S	Opponent	Score	RPI	S	Opponent	Score	RPI	S	Opponent	Score	
								138	H	UAB	65	86
								147	A	Memphis	51	57
								150	A	SFA	62	67
								184	N	Clemson	46	77
								205	A	North Texas	31	67
								214	A	UTEP	47	92
								297	N	Ole Miss	55	73
								328	A	Tennessee St.	62	57
								350	H	Florida A&M	58	42
LAST 10 Division I												
138	H	UAB	65	86	297	N	Ole Miss	55	73			
350	H	Florida A&M	58	42	328	A	Tennessee St.	62	57			
184	N	Clemson	46	77	214	A	UTEP	47	92			
147	A	Memphis	51	57	205	A	North Texas	31	67			
					150	A	SFA	62	67			

Non-Div I Games: Tougaloo 85 61 Louisiana Col. 86 50

Alcorn

Loss, Non-Conf, S Site, H Home A Away N Neutral

Average RPI Win:	198	WON-LOST	WINNING	LAST 10	STRENGTH OF	OPP. STRENGTH	TEAM	ADJ.	CONF.	ADJ CONF.
Average RPI Loss:	128	RECORD	PCT. RANK	GAMES	SCHEDULE	OF SCHEDULE	RPI	RPI	RPI	RPI
DIV. I ONLY	4- 6	215	4-6	188	153	206	206	13	13	
DIV. I NON-CONF.	4- 6	212	4-6	187	157	206	206	13	13	
TOTALS	RPI 1-25	RPI 26-50	W-L RECORDS	RPI 51-100	RPI 101-150	RPI 150+				
4- 6	0- 0	0- 1	OVERALL	0- 1	2- 2	2- 2				
3- 1	0- 0	0- 1	HOME	0- 0	2- 0	1- 0				
1- 4	0- 0	0- 0	AWAY	0- 0	0- 2	1- 2				
0- 1	0- 0	0- 0	NEUTRAL	0- 1	0- 0	0- 0				
4- 6	0- 0	0- 1	NON-CONFERENCE	0- 1	2- 2	2- 2				
3- 1	0- 0	0- 1	HOME	0- 0	2- 0	1- 0				
1- 4	0- 0	0- 0	AWAY	0- 0	0- 2	1- 2				
0- 1	0- 0	0- 0	NEUTRAL	0- 1	0- 0	0- 0				
0- 0	0- 0	0- 0	CONFERENCE	0- 0	0- 0	0- 0				
0- 0	0- 0	0- 0	HOME	0- 0	0- 0	0- 0				
0- 0	0- 0	0- 0	AWAY	0- 0	0- 0	0- 0				
0- 0	0- 0	0- 0	NEUTRAL	0- 0	0- 0	0- 0				

RPI 1-25			RPI 26-50			RPI 51-100			RPI 101+			Team's RPI: 206
RPI	S	Opponent	Score	RPI	S	Opponent	Score	RPI	S	Opponent	Score	
				33	H	Minnesota	53 70	72	N	Buffalo	55 73	
								107	A	Ohio	69 81	
								110	H	Villanova	76 54	
								115	H	George Washington	66 53	
								146	A	Saint Joseph's	51 72	
								167	A	George Mason	55 73	
								242	A	Towson	60 63	
								272	A	Radford	59 55	
								296	H	High Point	56 48	
LAST 10 Division I												
115	H	George Washington	66 53	146	A	Saint Joseph's	51 72					
272	A	Radford	59 55	242	A	Towson	60 63					
33	H	Minnesota	53 70	167	A	George Mason	55 73					
72	N	Buffalo	55 73	296	H	High Point	56 48					
107	A	Ohio	69 81	110	H	Villanova	76 54					

Non-Div I Games:

American

■ Loss,
 ■ Non-Conf,
 ■ S Site,
 ■ H Home
 ■ A Away
 N Neutral

Average RPI Win:	314	WON-LOST	WINNING	LAST 10	STRENGTH OF	OPP. STRENGTH	TEAM	ADJ.	CONF.	ADJ CONF.
Average RPI Loss:	133	RECORD	PCT. RANK	GAMES	SCHEDULE	OF SCHEDULE	RPI	RPI	RPI	RPI
DIV. I ONLY	3- 7	253	3-7	260	140	277	277	20	20	
DIV. I NON-CONF.	3- 7	251	3-7	265	143	279	279	20	20	
TOTALS	RPI 1-25	RPI 26-50	W-L RECORDS	RPI 51-100	RPI 101-150	RPI 150+				
3- 7	0- 1	0- 1	OVERALL	0- 0	0- 2	3- 3				
1- 2	0- 0	0- 0	HOME	0- 0	0- 1	1- 1				
1- 4	0- 1	0- 1	AWAY	0- 0	0- 0	1- 2				
1- 1	0- 0	0- 0	NEUTRAL	0- 0	0- 1	1- 0				
3- 7	0- 1	0- 1	NON-CONFERENCE	0- 0	0- 2	3- 3				
1- 2	0- 0	0- 0	HOME	0- 0	0- 1	1- 1				
1- 4	0- 1	0- 1	AWAY	0- 0	0- 0	1- 2				
1- 1	0- 0	0- 0	NEUTRAL	0- 0	0- 1	1- 0				
0- 0	0- 0	0- 0	CONFERENCE	0- 0	0- 0	0- 0				
0- 0	0- 0	0- 0	HOME	0- 0	0- 0	0- 0				
0- 0	0- 0	0- 0	AWAY	0- 0	0- 0	0- 0				
0- 0	0- 0	0- 0	NEUTRAL	0- 0	0- 0	0- 0				

RPI 1-25				RPI 26-50				RPI 51-100				RPI 101+ Team's RPI: 277			
RPI	S	Opponent	Score	RPI	S	Opponent	Score	RPI	S	Opponent	Score	RPI	S	Opponent	Score
6	A	South Carolina	50 92	43	A	Michigan	35 62					135	N	Bethune-Cookman	44 61
												144	H	Gardner-Webb	56 67
												174	A	Elon	66 67
												193	A	VCU	38 66
												233	H	ETSU	61 67
												291	A	Wofford	54 51
												311	H	Mercer	77 68
												340	N	Canisius	74 57
LAST 10 Division I															
		340 N Canisius	74 57			311 H Mercer	77 68								
		135 N Bethune-Cookman	44 61			233 H ETSU	61 67								
		43 A Michigan	35 62			144 H Gardner-Webb	56 67								
		291 A Wofford	54 51			6 A South Carolina	50 92								
		193 A VCU	38 66			174 A Elon	66 67								

Non-Div I Games:

Appalachian St.

■ Loss,
 ■ Non-Conf, S Site,
 ■ Home
 ■ Away
 N Neutral

Average RPI Win:	211	WON-LOST	WINNING	LAST 10	STRENGTH OF	OPP. STRENGTH	TEAM	ADJ.	CONF.	ADJ CONF.
Average RPI Loss:	0	RECORD	PCT. RANK	GAMES	SCHEDULE	OF SCHEDULE	RPI	RPI	RPI	RPI
DIV. I ONLY	11- 0	1	10-0	308	88	56	56	1	1	
DIV. I NON-CONF.	11- 0	1	10-0	309	88	57	57	1	1	
TOTALS	RPI 1-25	RPI 26-50	W-L RECORDS	RPI 51-100	RPI 101-150	RPI 150+				
11- 0	0- 0	0- 0	OVERALL	1- 0	3- 0	7- 0				
7- 0	0- 0	0- 0	HOME	0- 0	2- 0	5- 0				
4- 0	0- 0	0- 0	AWAY	1- 0	1- 0	2- 0				
0- 0	0- 0	0- 0	NEUTRAL	0- 0	0- 0	0- 0				
11- 0	0- 0	0- 0	NON-CONFERENCE	1- 0	3- 0	7- 0				
7- 0	0- 0	0- 0	HOME	0- 0	2- 0	5- 0				
4- 0	0- 0	0- 0	AWAY	1- 0	1- 0	2- 0				
0- 0	0- 0	0- 0	NEUTRAL	0- 0	0- 0	0- 0				
0- 0	0- 0	0- 0	CONFERENCE	0- 0	0- 0	0- 0				
0- 0	0- 0	0- 0	HOME	0- 0	0- 0	0- 0				
0- 0	0- 0	0- 0	AWAY	0- 0	0- 0	0- 0				
0- 0	0- 0	0- 0	NEUTRAL	0- 0	0- 0	0- 0				

RPI S	Opponent	Score	RPI S	Opponent	Score	RPI S	Opponent	Score	RPI S	Opponent	Score
						84	A Texas	83 58	104	H North Dakota	74 42
									117	H Santa Clara	65 52
									149	A Montana	77 42
									204	H Monmouth	86 34
									214	A UTEP	54 43
									229	H Prairie View	83 48
									269	H UC Riverside	70 27
									276	H UC Santa Barbara	61 42
									328	H Tennessee St.	77 42
									343	A Chicago St.	82 50
LAST 10 Division I											
276	H UC Santa Barbara	61 42	269	H UC Riverside	70 27						
328	H Tennessee St.	77 42	149	A Montana	77 42						
214	A UTEP	54 43	229	H Prairie View	83 48						
204	H Monmouth	86 34	84	A Texas	83 58						
117	H Santa Clara	65 52	343	A Chicago St.	82 50						

Non-Div I Games:

Arizona

Loss, Non-Conf, S Site, H Home A Away N Neutral

Average RPI Win:	209	WON-LOST	WINNING	LAST 10	STRENGTH OF	OPP. STRENGTH	TEAM	ADJ.	CONF.	ADJ CONF.
Average RPI Loss:	26	RECORD	PCT. RANK	GAMES	SCHEDULE	OF SCHEDULE	RPI	RPI	RPI	RPI
DIV. I ONLY	10- 2	34	8-2	200	92	53	53	1	1	
DIV. I NON-CONF.	10- 2	34	8-2	202	92	54	54	1	1	
TOTALS	RPI 1-25	RPI 26-50	W-L RECORDS	RPI 51-100	RPI 101-150	RPI 150+				
10- 2	1- 1	0- 1	OVERALL	1- 0	1- 0	7- 0				
7- 0	1- 0	0- 0	HOME	0- 0	1- 0	5- 0				
1- 1	0- 0	0- 1	AWAY	0- 0	0- 0	1- 0				
2- 1	0- 1	0- 0	NEUTRAL	1- 0	0- 0	1- 0				
10- 2	1- 1	0- 1	NON-CONFERENCE	1- 0	1- 0	7- 0				
7- 0	1- 0	0- 0	HOME	0- 0	1- 0	5- 0				
1- 1	0- 0	0- 1	AWAY	0- 0	0- 0	1- 0				
2- 1	0- 1	0- 0	NEUTRAL	1- 0	0- 0	1- 0				
0- 0	0- 0	0- 0	CONFERENCE	0- 0	0- 0	0- 0				
0- 0	0- 0	0- 0	HOME	0- 0	0- 0	0- 0				
0- 0	0- 0	0- 0	AWAY	0- 0	0- 0	0- 0				
0- 0	0- 0	0- 0	NEUTRAL	0- 0	0- 0	0- 0				

RPI 1-25				RPI 26-50				RPI 51-100				Team's RPI: 53	RPI 101+			
RPI	S	Opponent	Score	RPI	S	Opponent	Score	RPI	S	Opponent	Score		RPI	S	Opponent	Score
14	H	Creighton	70 55	33	A	Minnesota	66 80	78	N	Middle Tenn.	61 60		118	H	BYU	60 52
19	N	Purdue	52 59										158	H	New Mexico	84 47
													254	H	Army West Point	83 51
													256	H	Idaho St.	74 69
													261	N	Maine	57 31
													314	H	Air Force	87 56
													317	A	New Mexico St.	70 47
													322	H	Cal Poly	66 41
LAST 10 Division I																
14	H	Creighton	70 55	118	H	BYU	60 52									
317	A	New Mexico St.	70 47	78	N	Middle Tenn.	61 60									
158	H	New Mexico	84 47	19	N	Purdue	52 59									
256	H	Idaho St.	74 69	261	N	Maine	57 31									
33	A	Minnesota	66 80	322	H	Cal Poly	66 41									

Non-Div I Games:

Arizona St.

Average RPI Win:	0	WON-LOST	WINNING	LAST 10	STRENGTH OF	OPP. STRENGTH	TEAM	ADJ.	CONF.	ADJ CONF.
Average RPI Loss:	157	RECORD	PCT. RANK	GAMES	SCHEDULE	OF SCHEDULE	RPI	RPI	RPI	RPI
DIV. I ONLY	0- 9	338	0-9	40	327	299	299	27	27	
DIV. I NON-CONF.	0- 9	338	0-9	41	325	300	300	27	27	
TOTALS	RPI 1-25	RPI 26-50	W-L RECORDS	RPI 51-100	RPI 101-150	RPI 150+				
0- 9	0- 0	0- 0	OVERALL	0- 1	0- 4	0- 4				
0- 0	0- 0	0- 0	HOME	0- 0	0- 0	0- 0				
0- 9	0- 0	0- 0	AWAY	0- 1	0- 4	0- 4				
0- 0	0- 0	0- 0	NEUTRAL	0- 0	0- 0	0- 0				
0- 9	0- 0	0- 0	NON-CONFERENCE	0- 1	0- 4	0- 4				
0- 0	0- 0	0- 0	HOME	0- 0	0- 0	0- 0				
0- 9	0- 0	0- 0	AWAY	0- 1	0- 4	0- 4				
0- 0	0- 0	0- 0	NEUTRAL	0- 0	0- 0	0- 0				
0- 0	0- 0	0- 0	CONFERENCE	0- 0	0- 0	0- 0				
0- 0	0- 0	0- 0	HOME	0- 0	0- 0	0- 0				
0- 0	0- 0	0- 0	AWAY	0- 0	0- 0	0- 0				
0- 0	0- 0	0- 0	NEUTRAL	0- 0	0- 0	0- 0				

RPI 1-25			RPI 26-50			RPI 51-100			RPI 101+			Team's RPI: 299
RPI	S	Opponent	Score	RPI	S	Opponent	Score	RPI	S	Opponent	Score	
						98 A Washington St.	56 85			116 A Illinois	50 65	
										133 A Tennessee	51 92	
										136 A Wichita St.	50 100	
										143 A Coastal Caro.	69 76	
										163 A Iowa St.	40 90	
										182 A Texas Tech	55 81	
										198 A Milwaukee	55 69	
										241 A Arkansas St.	60 81	
LAST 10 Division I												
182	A	Texas Tech	55 81	163	A	Iowa St.	40 90					
136	A	Wichita St.	50 100	133	A	Tennessee	51 92					
241	A	Arkansas St.	60 81	116	A	Illinois	50 65					
98	A	Washington St.	56 85	198	A	Milwaukee	55 69					
				143	A	Coastal Caro.	69 76					

Non-Div I Games:

Ark.-Pine Bluff

Arkansas

Through Games Of Dec. 22, 2019

Average RPI Win:	198	WON-LOST	WINNING	LAST 10	STRENGTH OF	OPP. STRENGTH	TEAM	ADJ.	CONF.	ADJ CONF.
Average RPI Loss:	58	RECORD	PCT. RANK	GAMES	SCHEDULE	OF SCHEDULE	RPI	RPI	RPI	RPI
DIV. I ONLY	11- 1	11	9-1	248	107	51	51	4	4	
DIV. I NON-CONF.	11- 1	11	9-1	251	107	52	52	4	4	
TOTALS	RPI 1-25	RPI 26-50	W-L RECORDS	RPI 51-100	RPI 101-150	RPI 150+				
11- 1	0- 0	0- 0	OVERALL	2- 1	2- 0	7- 0				
9- 0	0- 0	0- 0	HOME	1- 0	1- 0	7- 0				
0- 1	0- 0	0- 0	AWAY	0- 1	0- 0	0- 0				
2- 0	0- 0	0- 0	NEUTRAL	1- 0	1- 0	0- 0				
11- 1	0- 0	0- 0	NON-CONFERENCE	2- 1	2- 0	7- 0				
9- 0	0- 0	0- 0	HOME	1- 0	1- 0	7- 0				
0- 1	0- 0	0- 0	AWAY	0- 1	0- 0	0- 0				
2- 0	0- 0	0- 0	NEUTRAL	1- 0	1- 0	0- 0				
0- 0	0- 0	0- 0	CONFERENCE	0- 0	0- 0	0- 0				
0- 0	0- 0	0- 0	HOME	0- 0	0- 0	0- 0				
0- 0	0- 0	0- 0	AWAY	0- 0	0- 0	0- 0				
0- 0	0- 0	0- 0	NEUTRAL	0- 0	0- 0	0- 0				

RPI 1-25			RPI 26-50			RPI 51-100			Team's RPI: 51	RPI 101+		
RPI	S	Opponent	Score	RPI	S	Opponent	Score	RPI	S	Opponent	Score	
								58	A	California	80	84
								83	N	Wisconsin	68	64
								94	H	Belmont	91	60
										106	H	Stony Brook
										142	N	Fordham
										194	H	New Orleans
										212	H	Kansas St.
										218	H	Oral Roberts
										224	H	Little Rock
										252	H	Tulsa
										307	H	McNeese
										344	H	Northwestern St.
LAST 10 Division I												
								224	H	Little Rock	86	53
								344	H	Northwestern St.	99	39
								252	H	Tulsa	91	41
								212	H	Kansas St.	81	72
								83	N	Wisconsin	68	64
								142	N	Fordham	71	59
								58	A	California	80	84
								94	H	Belmont	91	60
								106	H	Stony Brook	88	58
								218	H	Oral Roberts	96	64

Non-Div I Games:

Arkansas

■ Loss,
 ■ Non-Conf, S Site,
 ■ Home
 ■ Away
 N Neutral

Average RPI Win:	300	WON-LOST	WINNING	LAST 10	STRENGTH OF	OPP. STRENGTH	TEAM	ADJ.	CONF.	ADJ CONF.
Average RPI Loss:	122	RECORD	PCT. RANK	GAMES	SCHEDULE	OF SCHEDULE	RPI	RPI	RPI	RPI
DIV. I ONLY	2- 7	286	2-7	135	201	241	241	20	20	
DIV. I NON-CONF.	2- 7	286	2-7	134	202	241	241	20	20	
TOTALS	RPI 1-25	RPI 26-50	W-L RECORDS	RPI 51-100	RPI 101-150	RPI 150+				
2- 7	0- 1	0- 1	OVERALL	0- 1	0- 1	2- 3				
1- 1	0- 0	0- 0	HOME	0- 0	0- 0	1- 1				
1- 5	0- 1	0- 1	AWAY	0- 0	0- 1	1- 2				
0- 1	0- 0	0- 0	NEUTRAL	0- 1	0- 0	0- 0				
2- 7	0- 1	0- 1	NON-CONFERENCE	0- 1	0- 1	2- 3				
1- 1	0- 0	0- 0	HOME	0- 0	0- 0	1- 1				
1- 5	0- 1	0- 1	AWAY	0- 0	0- 1	1- 2				
0- 1	0- 0	0- 0	NEUTRAL	0- 1	0- 0	0- 0				
0- 0	0- 0	0- 0	CONFERENCE	0- 0	0- 0	0- 0				
0- 0	0- 0	0- 0	HOME	0- 0	0- 0	0- 0				
0- 0	0- 0	0- 0	AWAY	0- 0	0- 0	0- 0				
0- 0	0- 0	0- 0	NEUTRAL	0- 0	0- 0	0- 0				

RPI 1-25				RPI 26-50				RPI 51-100				RPI 101+ Team's RPI: 241			
RPI	S	Opponent	Score	RPI	S	Opponent	Score	RPI	S	Opponent	Score	RPI	S	Opponent	Score
8	A	DePaul	64 109	35	A	Baylor	43 111	77	N	N.C. A&T	50 55	147	A	Memphis	50 78
												156	H	Southeast Mo. St.	67 79
												180	A	Murray St.	62 77
												252	A	Tulsa	77 79
												299	H	Ark.-Pine Bluff	81 60
												300	A	San Diego St.	71 62
LAST 10 Division I															
				35	A	Baylor	43 111	77	N	N.C. A&T	50 55				
				147	A	Memphis	50 78	8	A	DePaul	64 109				
				299	H	Ark.-Pine Bluff	81 60	156	H	Southeast Mo. St.	67 79				
				300	A	San Diego St.	71 62	252	A	Tulsa	77 79				
				180	A	Murray St.	62 77								

Non-Div I Games: Central Baptist 88 63

Arkansas St.

■ Loss,
 ■ Non-Conf,
 ■ S Site,
 ■ Home
 ■ A Away
 N Neutral

Army West Point

Through Games Of Dec. 22, 2019

Average RPI Win:	328	WON-LOST	WINNING	LAST 10	STRENGTH OF	OPP. STRENGTH	TEAM	ADJ.	CONF.	ADJ CONF.
Average RPI Loss:	132	RECORD	PCT. RANK	GAMES	SCHEDULE	OF SCHEDULE	RPI	RPI	RPI	RPI
DIV. I ONLY	3- 7	253	3-7	205	262	254	254	13	13	
DIV. I NON-CONF.	3- 7	251	3-7	208	263	255	255	13	13	
TOTALS	RPI 1-25	RPI 26-50	W-L RECORDS	RPI 51-100	RPI 101-150	RPI 150+				
3- 7	0- 1	0- 0	OVERALL	0- 2	0- 0	3- 4				
1- 3	0- 1	0- 0	HOME	0- 0	0- 0	1- 2				
2- 4	0- 0	0- 0	AWAY	0- 2	0- 0	2- 2				
0- 0	0- 0	0- 0	NEUTRAL	0- 0	0- 0	0- 0				
3- 7	0- 1	0- 0	NON-CONFERENCE	0- 2	0- 0	3- 4				
1- 3	0- 1	0- 0	HOME	0- 0	0- 0	1- 2				
2- 4	0- 0	0- 0	AWAY	0- 2	0- 0	2- 2				
0- 0	0- 0	0- 0	NEUTRAL	0- 0	0- 0	0- 0				
0- 0	0- 0	0- 0	CONFERENCE	0- 0	0- 0	0- 0				
0- 0	0- 0	0- 0	HOME	0- 0	0- 0	0- 0				
0- 0	0- 0	0- 0	AWAY	0- 0	0- 0	0- 0				
0- 0	0- 0	0- 0	NEUTRAL	0- 0	0- 0	0- 0				

RPI 1-25				RPI 26-50				RPI 51-100				RPI 101+ Team's RPI: 254			
RPI	S	Opponent	Score	RPI	S	Opponent	Score	RPI	S	Opponent	Score	RPI	S	Opponent	Score
17	H	TCU	52 66					53	A	Arizona St.	51 83	162	H	Columbia	62 71
								55	A	St. John's (NY)	60 96	172	H	William & Mary	65 77
												219	A	Manhattan	56 86
												249	A	St. Francis Brooklyn	64 70
												314	A	Air Force	68 66
												329	A	Fairleigh Dickinson	70 68
												342	H	LIU Brooklyn	67 60
LAST 10 Division I															
		55	A	St. John's (NY)	60	96		219	A	Manhattan	56	86			
		342	H	LIU Brooklyn	67	60		249	A	St. Francis Brooklyn	64	70			
		329	A	Fairleigh Dickinson	70	68		314	A	Air Force	68	66			
		17	H	TCU	52	66		53	A	Arizona St.	51	83			
		162	H	Columbia	62	71		172	H	William & Mary	65	77			

Non-Div I Games:

Army West Point

Loss, Non-Conf, S Site, H Home A Away N Neutral

Average RPI Win:	192	WON-LOST	WINNING	LAST 10	STRENGTH OF	OPP. STRENGTH	TEAM	ADJ.	CONF.	ADJ CONF.
Average RPI Loss:	65	RECORD	PCT. RANK	GAMES	SCHEDULE	OF SCHEDULE	RPI	RPI	RPI	RPI
DIV. I ONLY	5- 5	162	5-5	51	110	100	100	4	4	
DIV. I NON-CONF.	5- 5	162	5-5	52	110	100	100	4	4	
TOTALS	RPI 1-25	RPI 26-50	W-L RECORDS	RPI 51-100	RPI 101-150	RPI 150+				
5- 5	0- 1	0- 1	OVERALL	0- 2	3- 1	2- 0				
3- 1	0- 0	0- 0	HOME	0- 1	2- 0	1- 0				
1- 2	0- 1	0- 0	AWAY	0- 0	0- 1	1- 0				
1- 2	0- 0	0- 1	NEUTRAL	0- 1	1- 0	0- 0				
5- 5	0- 1	0- 1	NON-CONFERENCE	0- 2	3- 1	2- 0				
3- 1	0- 0	0- 0	HOME	0- 1	2- 0	1- 0				
1- 2	0- 1	0- 0	AWAY	0- 0	0- 1	1- 0				
1- 2	0- 0	0- 1	NEUTRAL	0- 1	1- 0	0- 0				
0- 0	0- 0	0- 0	CONFERENCE	0- 0	0- 0	0- 0				
0- 0	0- 0	0- 0	HOME	0- 0	0- 0	0- 0				
0- 0	0- 0	0- 0	AWAY	0- 0	0- 0	0- 0				
0- 0	0- 0	0- 0	NEUTRAL	0- 0	0- 0	0- 0				

RPI 1-25				RPI 26-50				RPI 51-100				Team's RPI: 100	RPI 101+			
RPI	S	Opponent	Score	RPI	S	Opponent	Score	RPI	S	Opponent	Score		RPI	S	Opponent	Score
17	A	TCU	65 80	34	N	Drake	82 83	59	H	Old Dominion	77 89		127	N	Dayton	76 74
								78	N	Middle Tenn.	50 73		135	H	Bethune-Cookman	74 56
													138	A	UAB	75 80
													146	H	Saint Joseph's	66 62
													262	A	South Alabama	82 62
													291	H	Wofford	84 82
LAST 10 Division I																
17	A	TCU	65 80	135	H	Bethune-Cookman	74 56									
262	A	South Alabama	82 62	146	H	Saint Joseph's	66 62									
34	N	Drake	82 83	138	A	UAB	75 80									
127	N	Dayton	76 74	59	H	Old Dominion	77 89									
78	N	Middle Tenn.	50 73	291	H	Wofford	84 82									

Non-Div I Games:

Auburn

■ Loss,
 ■ Non-Conf,
 S Site,
 ■ Home
 ■ Away
 N Neutral

Average RPI Win:	251	WON-LOST	WINNING	LAST 10	STRENGTH OF	OPP. STRENGTH	TEAM	ADJ.	CONF.	ADJ CONF.
Average RPI Loss:	72	RECORD	PCT. RANK	GAMES	SCHEDULE	OF SCHEDULE	RPI	RPI	RPI	RPI
DIV. I ONLY	6- 2	61	6-2	218	264	65	65	21	21	
DIV. I NON-CONF.	6- 2	60	6-2	221	265	66	66	21	21	
TOTALS	RPI 1-25	RPI 26-50	W-L RECORDS	RPI 51-100	RPI 101-150	RPI 150+				
6- 2	0- 0	0- 1	OVERALL	0- 0	1- 1	5- 0				
1- 0	0- 0	0- 0	HOME	0- 0	0- 0	1- 0				
4- 2	0- 0	0- 1	AWAY	0- 0	0- 1	4- 0				
1- 0	0- 0	0- 0	NEUTRAL	0- 0	1- 0	0- 0				
6- 2	0- 0	0- 1	NON-CONFERENCE	0- 0	1- 1	5- 0				
1- 0	0- 0	0- 0	HOME	0- 0	0- 0	1- 0				
4- 2	0- 0	0- 1	AWAY	0- 0	0- 1	4- 0				
1- 0	0- 0	0- 0	NEUTRAL	0- 0	1- 0	0- 0				
0- 0	0- 0	0- 0	CONFERENCE	0- 0	0- 0	0- 0				
0- 0	0- 0	0- 0	HOME	0- 0	0- 0	0- 0				
0- 0	0- 0	0- 0	AWAY	0- 0	0- 0	0- 0				
0- 0	0- 0	0- 0	NEUTRAL	0- 0	0- 0	0- 0				

RPI 1-25			RPI 26-50			RPI 51-100			Team's RPI: 65	RPI 101+		
RPI	S	Opponent	Score	RPI	S	Opponent	Score	RPI	S	Opponent	Score	
				28	A	Kentucky	52 81			108	N	Binghamton 80 63
										116	A	Illinois 62 76
										191	A	Alabama A&M 67 61
										227	A	Chattanooga 50 49
										313	A	FIU 58 56
										334	H	Evansville 80 64
										335	A	Mississippi Val. 100 82
LAST 10 Division I												
				108	N	Binghamton	80 63			313	A	FIU 58 56
				191	A	Alabama A&M	67 61			335	A	Mississippi Val. 100 82
				28	A	Kentucky	52 81			116	A	Illinois 62 76
				227	A	Chattanooga	50 49					
				334	H	Evansville	80 64					

Non-Div I Games: Christian Bros. 82 62 Ky. Wesleyan 103 70

Austin Peay

Loss, Non-Conf, S Site, H Home A Away N Neutral

Average RPI Win:	244	WON-LOST	WINNING	LAST 10	STRENGTH OF	OPP. STRENGTH	TEAM	ADJ.	CONF.	ADJ CONF.
Average RPI Loss:	84	RECORD	PCT. RANK	GAMES	SCHEDULE	OF SCHEDULE	RPI	RPI	RPI	RPI
DIV. I ONLY	4- 5	197	4-5	43	257	118	118	12	12	
DIV. I NON-CONF.	4- 5	195	4-5	44	260	118	118	12	12	
TOTALS	RPI 1-25	RPI 26-50	W-L RECORDS	RPI 51-100	RPI 101-150	RPI 150+				
4- 5	0- 1	0- 0	OVERALL	0- 3	0- 0	4- 1				
2- 1	0- 0	0- 0	HOME	0- 0	0- 0	2- 1				
1- 3	0- 0	0- 0	AWAY	0- 3	0- 0	1- 0				
1- 1	0- 1	0- 0	NEUTRAL	0- 0	0- 0	1- 0				
4- 5	0- 1	0- 0	NON-CONFERENCE	0- 3	0- 0	4- 1				
2- 1	0- 0	0- 0	HOME	0- 0	0- 0	2- 1				
1- 3	0- 0	0- 0	AWAY	0- 3	0- 0	1- 0				
1- 1	0- 1	0- 0	NEUTRAL	0- 0	0- 0	1- 0				
0- 0	0- 0	0- 0	CONFERENCE	0- 0	0- 0	0- 0				
0- 0	0- 0	0- 0	HOME	0- 0	0- 0	0- 0				
0- 0	0- 0	0- 0	AWAY	0- 0	0- 0	0- 0				
0- 0	0- 0	0- 0	NEUTRAL	0- 0	0- 0	0- 0				

RPI 1-25				RPI 26-50				RPI 51-100				RPI 101+				Team's RPI: 118	
RPI	S	Opponent	Score	RPI	S	Opponent	Score	RPI	S	Opponent	Score	RPI	S	Opponent	Score		
5	N	Oregon St.	34 65					53	A	Arizona St.	52 60	171	A	Fresno St.	71 65		
								66	A	Boise St.	55 66	196	H	Utah	73 77		
								98	A	Washington St.	50 67	216	N	San Jose St.	75 56		
												243	H	Utah St.	67 50		
												346	H	Utah Valley	71 57		
LAST 10 Division I																	
				66	A	Boise St.	55 66	5	N	Oregon St.	34 65						
				53	A	Arizona St.	52 60	216	N	San Jose St.	75 56						
				196	H	Utah	73 77	346	H	Utah Valley	71 57						
				243	H	Utah St.	67 50	98	A	Washington St.	50 67						
				171	A	Fresno St.	71 65										

Non-Div I Games: Tex. A&M-Kingsville90 38

BYU

■ Loss,
 ■ Non-Conf,
 ■ S Site,
 ■ H Home
 ■ A Away
 N Neutral

Average RPI Win:	179	WON-LOST	WINNING	LAST 10	STRENGTH OF	OPP. STRENGTH	TEAM	ADJ.	CONF.	ADJ CONF.
Average RPI Loss:	73	RECORD	PCT. RANK	GAMES	SCHEDULE	OF SCHEDULE	RPI	RPI	RPI	RPI
DIV. I ONLY	7- 4	102	7-3	92	131	67	67	10	10	
DIV. I NON-CONF.	7- 4	102	7-3	93	132	67	67	10	10	
TOTALS	RPI 1-25	RPI 26-50	W-L RECORDS	RPI 51-100	RPI 101-150	RPI 150+				
7- 4	0- 0	0- 1	OVERALL	2- 2	1- 1	4- 0				
2- 1	0- 0	0- 1	HOME	0- 0	1- 0	1- 0				
2- 2	0- 0	0- 0	AWAY	0- 1	0- 1	2- 0				
3- 1	0- 0	0- 0	NEUTRAL	2- 1	0- 0	1- 0				
7- 4	0- 0	0- 1	NON-CONFERENCE	2- 2	1- 1	4- 0				
2- 1	0- 0	0- 1	HOME	0- 0	1- 0	1- 0				
2- 2	0- 0	0- 0	AWAY	0- 1	0- 1	2- 0				
3- 1	0- 0	0- 0	NEUTRAL	2- 1	0- 0	1- 0				
0- 0	0- 0	0- 0	CONFERENCE	0- 0	0- 0	0- 0				
0- 0	0- 0	0- 0	HOME	0- 0	0- 0	0- 0				
0- 0	0- 0	0- 0	AWAY	0- 0	0- 0	0- 0				
0- 0	0- 0	0- 0	NEUTRAL	0- 0	0- 0	0- 0				

RPI 1-25				RPI 26-50				RPI 51-100				Team's RPI: 67	RPI 101+			
RPI	S	Opponent	Score	RPI	S	Opponent	Score	RPI	S	Opponent	Score		RPI	S	Opponent	Score
				31	H	Western Ky.	86 91	54	A	IUPUI	48 65		112	H	Butler	74 70
								64	N	Providence	52 51		122	A	Cincinnati	56 63
								83	N	Wisconsin	56 67		158	A	New Mexico	70 57
								86	N	Lehigh	54 52		247	H	Xavier	70 49
													266	N	LMU (CA)	77 72
													321	A	Purdue Fort Wayne	83 52
LAST 10 Division I																
				83	N	Wisconsin	56 67	158	A	New Mexico	70 57					
				86	N	Lehigh	54 52	64	N	Providence	52 51					
				112	H	Butler	74 70	266	N	LMU (CA)	77 72					
				247	H	Xavier	70 49	31	H	Western Ky.	86 91					
				122	A	Cincinnati	56 63	321	A	Purdue Fort Wayne	83 52					

Non-Div I Games:

Ball St.

■ Loss,
 ■ Non-Conf,
 ■ S Site,
 ■ H Home
 ■ A Away
 N Neutral

Average RPI Win:	175	WON-LOST	WINNING	LAST 10	STRENGTH OF	OPP. STRENGTH	TEAM	ADJ.	CONF.	ADJ CONF.
Average RPI Loss:	6	RECORD	PCT. RANK	GAMES	SCHEDULE	OF SCHEDULE	RPI	RPI	RPI	RPI
DIV. I ONLY	9- 1	25	9-1	184	23	35	35	5	5	
DIV. I NON-CONF.	9- 1	25	9-1	183	22	35	35	5	5	
TOTALS	RPI 1-25	RPI 26-50	W-L RECORDS	RPI 51-100	RPI 101-150	RPI 150+				
9- 1	1- 1	1- 0	OVERALL	1- 0	2- 0	4- 0				
7- 0	0- 0	1- 0	HOME	0- 0	2- 0	4- 0				
0- 0	0- 0	0- 0	AWAY	0- 0	0- 0	0- 0				
2- 1	1- 1	0- 0	NEUTRAL	1- 0	0- 0	0- 0				
9- 1	1- 1	1- 0	NON-CONFERENCE	1- 0	2- 0	4- 0				
7- 0	0- 0	1- 0	HOME	0- 0	2- 0	4- 0				
0- 0	0- 0	0- 0	AWAY	0- 0	0- 0	0- 0				
2- 1	1- 1	0- 0	NEUTRAL	1- 0	0- 0	0- 0				
0- 0	0- 0	0- 0	CONFERENCE	0- 0	0- 0	0- 0				
0- 0	0- 0	0- 0	HOME	0- 0	0- 0	0- 0				
0- 0	0- 0	0- 0	AWAY	0- 0	0- 0	0- 0				
0- 0	0- 0	0- 0	NEUTRAL	0- 0	0- 0	0- 0				

RPI 1-25				RPI 26-50				Team's RPI: 35				RPI 51-100				RPI 101+			
RPI	S	Opponent	Score	RPI	S	Opponent	Score	RPI	S	Opponent	Score	RPI	S	Opponent	Score	RPI	S	Opponent	Score
6	N	South Carolina	59 74	46	H	Georgia	72 38	98	N	Washington St.	89 66	139	H	South Fla.	58 46				
15	N	Indiana	77 62									148	H	Lamar University	90 28				
												241	H	Arkansas St.	111 43				
												268	H	Houston Baptist	112 42				
												301	H	Grambling	120 46				
												318	H	New Hampshire	97 29				
LAST 10 Division I																			
				98	N	Washington St.	89 66	241	H	Arkansas St.	111 43								
				148	H	Lamar University	90 28	46	H	Georgia	72 38								
				139	H	South Fla.	58 46	6	N	South Carolina	59 74								
				268	H	Houston Baptist	112 42	15	N	Indiana	77 62								
				301	H	Grambling	120 46	318	H	New Hampshire	97 29								

Non-Div I Games:

Baylor

Belmont

Through Games Of Dec. 22, 2019

Average RPI Win:	187	WON-LOST	WINNING	LAST 10	STRENGTH OF	OPP. STRENGTH	TEAM	ADJ.	CONF.	ADJ CONF.
Average RPI Loss:	65	RECORD	PCT. RANK	GAMES	SCHEDULE	OF SCHEDULE	RPI	RPI	RPI	RPI
DIV. I ONLY	5- 6	187	4-6	37	146	94	94	21	21	
DIV. I NON-CONF.	5- 6	185	4-6	38	150	94	94	21	21	
TOTALS	RPI 1-25	RPI 26-50	W-L RECORDS	RPI 51-100	RPI 101-150	RPI 150+				
5- 6	0- 0	0- 4	OVERALL	2- 1	0- 0	3- 1				
4- 0	0- 0	0- 0	HOME	2- 0	0- 0	2- 0				
1- 4	0- 0	0- 2	AWAY	0- 1	0- 0	1- 1				
0- 2	0- 0	0- 2	NEUTRAL	0- 0	0- 0	0- 0				
5- 6	0- 0	0- 4	NON-CONFERENCE	2- 1	0- 0	3- 1				
4- 0	0- 0	0- 0	HOME	2- 0	0- 0	2- 0				
1- 4	0- 0	0- 2	AWAY	0- 1	0- 0	1- 1				
0- 2	0- 0	0- 2	NEUTRAL	0- 0	0- 0	0- 0				
0- 0	0- 0	0- 0	CONFERENCE	0- 0	0- 0	0- 0				
0- 0	0- 0	0- 0	HOME	0- 0	0- 0	0- 0				
0- 0	0- 0	0- 0	AWAY	0- 0	0- 0	0- 0				
0- 0	0- 0	0- 0	NEUTRAL	0- 0	0- 0	0- 0				

RPI 1-25				RPI 26-50				RPI 51-100				Team's RPI: 94	RPI 101+			
RPI	S	Opponent	Score	RPI	S	Opponent	Score	RPI	S	Opponent	Score		RPI	S	Opponent	Score
				26	N	Virginia Tech	58 60	51	A	Arkansas	60 91		190	A	Toledo	48 53
				31	A	Western Ky.	46 77	78	H	Middle Tenn.	68 57		227	H	Chattanooga	63 50
				45	N	Maryland	26 90	79	H	UCF	72 37		237	H	Northern Ky.	62 45
				49	A	Marquette	51 53						315	A	Lipscomb	69 68
LAST 10 Division I																
				45	N	Maryland	26 90	49	A	Marquette	51 53					
				26	N	Virginia Tech	58 60	78	H	Middle Tenn.	68 57					
				51	A	Arkansas	60 91	315	A	Lipscomb	69 68					
				237	H	Northern Ky.	62 45	190	A	Toledo	48 53					
				31	A	Western Ky.	46 77	79	H	UCF	72 37					

Non-Div I Games:

Belmont

Loss, Non-Conf, S Site, H Home A Away N Neutral

Average RPI Win:	268	WON-LOST	WINNING	LAST 10	STRENGTH OF	OPP. STRENGTH	TEAM	ADJ.	CONF.	ADJ CONF.
Average RPI Loss:	75	RECORD	PCT. RANK	GAMES	SCHEDULE	OF SCHEDULE	RPI	RPI	RPI	RPI
DIV. I ONLY	6- 3	87	6-3	274	197	135	135	31	31	
DIV. I NON-CONF.	6- 3	86	6-3	277	198	136	136	31	31	
TOTALS	RPI 1-25	RPI 26-50	W-L RECORDS	RPI 51-100	RPI 101-150	RPI 150+				
6- 3	0- 0	0- 1	OVERALL	0- 2	0- 0	6- 0				
1- 1	0- 0	0- 1	HOME	0- 0	0- 0	1- 0				
4- 2	0- 0	0- 0	AWAY	0- 2	0- 0	4- 0				
1- 0	0- 0	0- 0	NEUTRAL	0- 0	0- 0	1- 0				
6- 3	0- 0	0- 1	NON-CONFERENCE	0- 2	0- 0	6- 0				
1- 1	0- 0	0- 1	HOME	0- 0	0- 0	1- 0				
4- 2	0- 0	0- 0	AWAY	0- 2	0- 0	4- 0				
1- 0	0- 0	0- 0	NEUTRAL	0- 0	0- 0	1- 0				
0- 0	0- 0	0- 0	CONFERENCE	0- 0	0- 0	0- 0				
0- 0	0- 0	0- 0	HOME	0- 0	0- 0	0- 0				
0- 0	0- 0	0- 0	AWAY	0- 0	0- 0	0- 0				
0- 0	0- 0	0- 0	NEUTRAL	0- 0	0- 0	0- 0				

RPI 1-25				RPI 26-50				RPI 51-100				RPI 101+				Team's RPI: 135	
RPI	S	Opponent	Score	RPI	S	Opponent	Score	RPI	S	Opponent	Score	RPI	S	Opponent	Score		
				50	H	Troy	62 68	74	A	Alabama	49 60	203	A	Jacksonville	53 52		
								100	A	Auburn	56 74	217	A	Stetson	59 55		
												267	H	Ga. Southern	75 57		
												277	N	Appalachian St.	61 44		
												313	A	FIU	65 60		
												330	A	Charleston So.	81 41		
LAST 10 Division I																	
				203	A	Jacksonville	53 52	217	A	Stetson	59 55						
				50	H	Troy	62 68	277	N	Appalachian St.	61 44						
				330	A	Charleston So.	81 41	74	A	Alabama	49 60						
				267	H	Ga. Southern	75 57	100	A	Auburn	56 74						
				313	A	FIU	65 60										

Non-Div I Games: Edward Waters 79 46 Palm Beach Atl. 68 45

Bethune-Cookman

Loss, Non-Conf, S Site, H Home A Away N Neutral

Binghamton

Through Games Of Dec. 22, 2019

Average RPI Win:	250	WON-LOST	WINNING	LAST 10	STRENGTH OF	OPP. STRENGTH	TEAM	ADJ.	CONF.	ADJ CONF.
Average RPI Loss:	48	RECORD	PCT. RANK	GAMES	SCHEDULE	OF SCHEDULE	RPI	RPI	RPI	RPI
DIV. I ONLY	9- 2	41	8-2	307	103	108	108	29	29	
DIV. I NON-CONF.	9- 2	40	8-2	308	103	108	108	29	29	
TOTALS	RPI 1-25	RPI 26-50	W-L RECORDS	RPI 51-100	RPI 101-150	RPI 150+				
9- 2	0- 0	0- 1	OVERALL	0- 1	0- 0	9- 0				
4- 0	0- 0	0- 0	HOME	0- 0	0- 0	4- 0				
4- 1	0- 0	0- 1	AWAY	0- 0	0- 0	4- 0				
1- 1	0- 0	0- 0	NEUTRAL	0- 1	0- 0	1- 0				
9- 2	0- 0	0- 1	NON-CONFERENCE	0- 1	0- 0	9- 0				
4- 0	0- 0	0- 0	HOME	0- 0	0- 0	4- 0				
4- 1	0- 0	0- 1	AWAY	0- 0	0- 0	4- 0				
1- 1	0- 0	0- 0	NEUTRAL	0- 1	0- 0	1- 0				
0- 0	0- 0	0- 0	CONFERENCE	0- 0	0- 0	0- 0				
0- 0	0- 0	0- 0	HOME	0- 0	0- 0	0- 0				
0- 0	0- 0	0- 0	AWAY	0- 0	0- 0	0- 0				
0- 0	0- 0	0- 0	NEUTRAL	0- 0	0- 0	0- 0				

RPI S	Opponent	Score	RPI S	Opponent	Score	RPI S	Opponent	Score	RPI S	Opponent	Score	Team's RPI: 108
30	A Miami (FL)	56 79	65	N Austin Peay	63 80	168	A Cornell	59 56	207	H Eastern Mich.	78 67	
						220	H Lafayette	74 64	232	H Niagara	74 55	
						239	A Delaware St.	75 66	275	H St. Bonaventure	78 67	
						281	A Siena	89 62	301	N Grambling	88 67	
						329	A Fairleigh Dickinson	60 48				
LAST 10 Division I												
275	H St. Bonaventure	78 67	301	N Grambling	88 67							
329	A Fairleigh Dickinson	60 48	65	N Austin Peay	63 80							
239	A Delaware St.	75 66	30	A Miami (FL)	56 79							
232	H Niagara	74 55	168	A Cornell	59 56							
220	H Lafayette	74 64	207	H Eastern Mich.	78 67							

Non-Div I Games: Bloomsburg 70 45

Binghamton

Loss, Non-Conf, S Site, H Home A Away N Neutral

Average RPI Win:	221	WON-LOST	WINNING	LAST 10	STRENGTH OF	OPP. STRENGTH	TEAM	ADJ.	CONF.	ADJ CONF.
Average RPI Loss:	30	RECORD	PCT. RANK	GAMES	SCHEDULE	OF SCHEDULE	RPI	RPI	RPI	RPI
DIV. I ONLY	8- 4	87	7-3	86	98	66	66	23	23	
DIV. I NON-CONF.	6- 4	121	5-3	78	55	88	88	24	24	
TOTALS	RPI 1-25	RPI 26-50	W-L RECORDS	RPI 51-100	RPI 101-150	RPI 150+				
8- 4	0- 3	0- 0	OVERALL	0- 1	2- 0	6- 0				
5- 2	0- 1	0- 0	HOME	0- 1	1- 0	4- 0				
3- 2	0- 2	0- 0	AWAY	0- 0	1- 0	2- 0				
0- 0	0- 0	0- 0	NEUTRAL	0- 0	0- 0	0- 0				
6- 4	0- 3	0- 0	NON-CONFERENCE	0- 1	2- 0	4- 0				
4- 2	0- 1	0- 0	HOME	0- 1	1- 0	3- 0				
2- 2	0- 2	0- 0	AWAY	0- 0	1- 0	1- 0				
0- 0	0- 0	0- 0	NEUTRAL	0- 0	0- 0	0- 0				
2- 0	0- 0	0- 0	CONFERENCE	0- 0	0- 0	2- 0				
1- 0	0- 0	0- 0	HOME	0- 0	0- 0	1- 0				
1- 0	0- 0	0- 0	AWAY	0- 0	0- 0	1- 0				
0- 0	0- 0	0- 0	NEUTRAL	0- 0	0- 0	0- 0				

RPI 1-25				RPI 26-50				RPI 51-100 Team's RPI: 66				RPI 101+			
RPI	S	Opponent	Score	RPI	S	Opponent	Score	RPI	S	Opponent	Score	RPI	S	Opponent	Score
2	H	Missouri St.	69 72					98	H	Washington St.	68 80	118	H	BYU	66 55
3	A	Louisville	82 98									138	A	UAB	83 81
17	A	TCU	65 77									158	H	New Mexico	83 82
												164	H	Portland St.	82 57
												259	A	Eastern Wash.	63 61
												290	H	Pepperdine	76 74
												295	A	Colorado St.	72 69
												346	H	Utah Valley	77 69
LAST 10 Division I															
17	A	TCU	65 77	290	H	Pepperdine	76 74								
346	H	Utah Valley	77 69	259	A	Eastern Wash.	63 61								
3	A	Louisville	82 98	118	H	BYU	66 55								
98	H	Washington St.	68 80	295	A	Colorado St.	72 69								
138	A	UAB	83 81	158	H	New Mexico	83 82								

Non-Div I Games: Lewis-Clark St. 88 34 Western Ore. 75 32

Boise St.

Loss, Non-Conf, S Site, H Home A Away N Neutral

Average RPI Win:	211	WON-LOST	WINNING	LAST 10	STRENGTH OF	OPP. STRENGTH	TEAM	ADJ.	CONF.	ADJ CONF.
Average RPI Loss:	47	RECORD	PCT. RANK	GAMES	SCHEDULE	OF SCHEDULE	RPI	RPI	RPI	RPI
DIV. I ONLY	7- 5	127	5-5	112	50	87	87	3	3	
DIV. I NON-CONF.	7- 4	102	5-4	120	97	82	82	3	3	
TOTALS	RPI 1-25	RPI 26-50	W-L RECORDS	RPI 51-100	RPI 101-150	RPI 150+				
7- 5	0- 2	0- 1	OVERALL	0- 2	0- 0	7- 0				
5- 0	0- 0	0- 0	HOME	0- 0	0- 0	5- 0				
1- 4	0- 2	0- 0	AWAY	0- 2	0- 0	1- 0				
1- 1	0- 0	0- 1	NEUTRAL	0- 0	0- 0	1- 0				
7- 4	0- 1	0- 1	NON-CONFERENCE	0- 2	0- 0	7- 0				
5- 0	0- 0	0- 0	HOME	0- 0	0- 0	5- 0				
1- 3	0- 1	0- 0	AWAY	0- 2	0- 0	1- 0				
1- 1	0- 0	0- 1	NEUTRAL	0- 0	0- 0	1- 0				
0- 1	0- 1	0- 0	CONFERENCE	0- 0	0- 0	0- 0				
0- 0	0- 0	0- 0	HOME	0- 0	0- 0	0- 0				
0- 1	0- 1	0- 0	AWAY	0- 0	0- 0	0- 0				
0- 0	0- 0	0- 0	NEUTRAL	0- 0	0- 0	0- 0				

RPI 1-25				RPI 26-50				RPI 51-100				Team's RPI: 87	RPI 101+			
RPI	S	Opponent	Score	RPI	S	Opponent	Score	RPI	S	Opponent	Score		RPI	S	Opponent	Score
18	A	Northwestern	63 66	37	N	Charlotte	68 84	64	A	Providence	60 76		157	H	Rhode Island	66 55
24	A	Duke	73 85					91	A	Holy Cross	71 80		183	N	Tulane	89 76
													193	H	VCU	87 52
													210	A	Boston U.	88 57
													239	H	Delaware St.	109 69
													244	H	UMass Lowell	89 46
													249	H	St. Francis Brooklyn	106 69
LAST 10 Division I																
		37 N Charlotte	68 84			239 H Delaware St.	109 69									
		193 H VCU	87 52			210 A Boston U.	88 57									
		157 H Rhode Island	66 55			24 A Duke	73 85									
		64 A Providence	60 76			18 A Northwestern	63 66									
		91 A Holy Cross	71 80			183 N Tulane	89 76									

Non-Div I Games:

Boston College

■ Loss,
 ■ Non-Conf,
 ■ S Site,
 ■ H Home
 ■ A Away
 N Neutral

Average RPI Win:	270	WON-LOST	WINNING	LAST 10	STRENGTH OF	OPP. STRENGTH	TEAM	ADJ.	CONF.	ADJ CONF.
Average RPI Loss:	129	RECORD	PCT. RANK	GAMES	SCHEDULE	OF SCHEDULE	RPI	RPI	RPI	RPI
DIV. I ONLY	4- 6	215	4-6	174	281	210	210	13	13	
DIV. I NON-CONF.	4- 6	212	4-6	174	282	210	210	13	13	
TOTALS	RPI 1-25	RPI 26-50	W-L RECORDS	RPI 51-100	RPI 101-150	RPI 150+				
4- 6	0- 0	0- 0	OVERALL	0- 3	0- 1	4- 2				
1- 4	0- 0	0- 0	HOME	0- 2	0- 1	1- 1				
3- 2	0- 0	0- 0	AWAY	0- 1	0- 0	3- 1				
0- 0	0- 0	0- 0	NEUTRAL	0- 0	0- 0	0- 0				
4- 6	0- 0	0- 0	NON-CONFERENCE	0- 3	0- 1	4- 2				
1- 4	0- 0	0- 0	HOME	0- 2	0- 1	1- 1				
3- 2	0- 0	0- 0	AWAY	0- 1	0- 0	3- 1				
0- 0	0- 0	0- 0	NEUTRAL	0- 0	0- 0	0- 0				
0- 0	0- 0	0- 0	CONFERENCE	0- 0	0- 0	0- 0				
0- 0	0- 0	0- 0	HOME	0- 0	0- 0	0- 0				
0- 0	0- 0	0- 0	AWAY	0- 0	0- 0	0- 0				
0- 0	0- 0	0- 0	NEUTRAL	0- 0	0- 0	0- 0				

RPI 1-25				RPI 26-50				RPI 51-100				RPI 101+				Team's RPI: 210	
RPI	S	Opponent	Score	RPI	S	Opponent	Score	RPI	S	Opponent	Score	RPI	S	Opponent	Score		
								58	A	California	62	73	125	H	Harvard	39	66
								75	H	Marist	75	89	154	H	Massachusetts	45	58
								87	H	Boston College	57	88	175	H	Dartmouth	74	56
													261	A	Maine	62	49
													273	A	UC Davis	68	75
													318	A	New Hampshire	78	64
													326	A	Albany (NY)	60	58
LAST 10 Division I																	
				125	H	Harvard	39	66					175	H	Dartmouth	74	56
				326	A	Albany (NY)	60	58					87	H	Boston College	57	88
				261	A	Maine	62	49					154	H	Massachusetts	45	58
				318	A	New Hampshire	78	64					58	A	California	62	73
				75	H	Marist	75	89					273	A	UC Davis	68	75

Non-Div I Games:

Boston U.

Bowling Green

Through Games Of Dec. 22, 2019

Average RPI Win:	240	WON-LOST	WINNING	LAST 10	STRENGTH OF	OPP. STRENGTH	TEAM	ADJ.	CONF.	ADJ CONF.
Average RPI Loss:	99	RECORD	PCT. RANK	GAMES	SCHEDULE	OF SCHEDULE	RPI	RPI	RPI	RPI
DIV. I ONLY	5- 5	162	5-5	82	256	114	114	10	10	
DIV. I NON-CONF.	5- 5	162	5-5	84	259	114	114	10	10	
TOTALS	RPI 1-25	RPI 26-50	W-L RECORDS	RPI 51-100	RPI 101-150	RPI 150+				
5- 5	0- 1	0- 0	OVERALL	0- 1	1- 3	4- 0				
2- 0	0- 0	0- 0	HOME	0- 0	1- 0	1- 0				
2- 3	0- 1	0- 0	AWAY	0- 1	0- 1	2- 0				
1- 2	0- 0	0- 0	NEUTRAL	0- 0	0- 2	1- 0				
5- 5	0- 1	0- 0	NON-CONFERENCE	0- 1	1- 3	4- 0				
2- 0	0- 0	0- 0	HOME	0- 0	1- 0	1- 0				
2- 3	0- 1	0- 0	AWAY	0- 1	0- 1	2- 0				
1- 2	0- 0	0- 0	NEUTRAL	0- 0	0- 2	1- 0				
0- 0	0- 0	0- 0	CONFERENCE	0- 0	0- 0	0- 0				
0- 0	0- 0	0- 0	HOME	0- 0	0- 0	0- 0				
0- 0	0- 0	0- 0	AWAY	0- 0	0- 0	0- 0				
0- 0	0- 0	0- 0	NEUTRAL	0- 0	0- 0	0- 0				

RPI 1-25				RPI 26-50				RPI 51-100				RPI 101+ Team's RPI: 114			
RPI	S	Opponent	Score	RPI	S	Opponent	Score	RPI	S	Opponent	Score	RPI	S	Opponent	Score
19	A	Purdue	74 81					80	A	Loyola Chicago	76 84	124	N	Green Bay	54 73
												130	N	San Francisco	56 64
												132	H	Cleveland St.	89 62
												141	A	Valparaiso	90 95
												198	A	Milwaukee	63 51
												246	N	California Baptist	98 60
												304	H	Morehead St.	79 65
												320	A	Marshall	82 69
LAST 10 Division I															
				130	N	San Francisco	56 64	19	A	Purdue	74 81				
				124	N	Green Bay	54 73	80	A	Loyola Chicago	76 84				
				141	A	Valparaiso	90 95	198	A	Milwaukee	63 51				
				304	H	Morehead St.	79 65	320	A	Marshall	82 69				
				132	H	Cleveland St.	89 62	246	N	California Baptist	98 60				

Non-Div I Games: Notre Dame (OH) 88 54

Bowling Green

■ Loss,
 ■ Non-Conf, S Site,
 ■ Home
 ■ Away
 N Neutral

Average RPI Win: 215		WON-LOST	WINNING	LAST 10	STRENGTH OF	OPP. STRENGTH	TEAM	ADJ.	CONF.	ADJ CONF.
Average RPI Loss: 77		RECORD	PCT. RANK	GAMES	SCHEDULE	OF SCHEDULE	RPI	RPI	RPI	RPI
DIV. I ONLY		8- 2	52	8-2	312	57	119	119	7	7
DIV. I NON-CONF.		8- 2	51	8-2	313	58	119	119	7	7
TOTALS	RPI 1-25	RPI 26-50		W-L RECORDS		RPI 51-100	RPI 101-150	RPI 150+		
8- 2	0- 0	0- 1		OVERALL		1- 0	1- 1	6- 0		
3- 0	0- 0	0- 0		HOME		0- 0	1- 0	2- 0		
2- 1	0- 0	0- 1		AWAY		0- 0	0- 0	2- 0		
3- 1	0- 0	0- 0		NEUTRAL		1- 0	0- 1	2- 0		
8- 2	0- 0	0- 1		NON-CONFERENCE		1- 0	1- 1	6- 0		
3- 0	0- 0	0- 0		HOME		0- 0	1- 0	2- 0		
2- 1	0- 0	0- 1		AWAY		0- 0	0- 0	2- 0		
3- 1	0- 0	0- 0		NEUTRAL		1- 0	0- 1	2- 0		
0- 0	0- 0	0- 0		CONFERENCE		0- 0	0- 0	0- 0		
0- 0	0- 0	0- 0		HOME		0- 0	0- 0	0- 0		
0- 0	0- 0	0- 0		AWAY		0- 0	0- 0	0- 0		
0- 0	0- 0	0- 0		NEUTRAL		0- 0	0- 0	0- 0		

RPI 1-25				RPI 26-50				RPI 51-100				RPI 101+				Team's RPI: 119	
RPI	S	Opponent	Score	RPI	S	Opponent	Score	RPI	S	Opponent	Score	RPI	S	Opponent	Score		
				43	A	Michigan	57 77					111	N	Liberty	63 75		
												140	H	Miami (OH)	79 68		
												167	N	George Mason	61 59		
												230	A	Western Ill.	84 49		
												258	H	Jackson St.	78 69		
												259	N	Eastern Wash.	66 46		
												280	A	Oakland	74 58		
												287	H	North Dakota St.	70 64		
LAST 10 Division I																	
				167	N	George Mason	61 59					259	N	Eastern Wash.	66 46		
				140	H	Miami (OH)	79 68					111	N	Liberty	63 75		
				230	A	Western Ill.	84 49					258	H	Jackson St.	78 69		
				43	A	Michigan	57 77					287	H	North Dakota St.	70 64		
				280	A	Oakland	74 58					97	N	Richmond	61 57		

Non-Div I Games:	Eureka	101	39
------------------	--------	-----	----

Bradley

■ Loss, ■ Non-Conf, S Site, H Home A Away N Neutral

Average RPI Win: 297		WON-LOST	WINNING	LAST 10	STRENGTH OF	OPP. STRENGTH	TEAM	ADJ.	CONF.	ADJ CONF.
Average RPI Loss: 186		RECORD	PCT. RANK	GAMES	SCHEDULE	OF SCHEDULE	RPI	RPI	RPI	RPI
DIV. I ONLY		5- 6	187	5-5	325	283	293	293	8	8
DIV. I NON-CONF.		5- 6	185	5-5	326	284	295	295	8	8
TOTALS	RPI 1-25	RPI 26-50		W-L RECORDS		RPI 51-100	RPI 101-150	RPI 150+		
5- 6	0- 0	0- 0		OVERALL		0- 1	0- 1	5- 4		
1- 3	0- 0	0- 0		HOME		0- 1	0- 1	1- 1		
4- 2	0- 0	0- 0		AWAY		0- 0	0- 0	4- 2		
0- 1	0- 0	0- 0		NEUTRAL		0- 0	0- 0	0- 1		
5- 6	0- 0	0- 0		NON-CONFERENCE		0- 1	0- 1	5- 4		
1- 3	0- 0	0- 0		HOME		0- 1	0- 1	1- 1		
4- 2	0- 0	0- 0		AWAY		0- 0	0- 0	4- 2		
0- 1	0- 0	0- 0		NEUTRAL		0- 0	0- 0	0- 1		
0- 0	0- 0	0- 0		CONFERENCE		0- 0	0- 0	0- 0		
0- 0	0- 0	0- 0		HOME		0- 0	0- 0	0- 0		
0- 0	0- 0	0- 0		AWAY		0- 0	0- 0	0- 0		
0- 0	0- 0	0- 0		NEUTRAL		0- 0	0- 0	0- 0		

B
r
o
w
n

B
r
o
w
n

RPI 1-25				RPI 26-50				RPI 51-100				RPI 101+				Team's RPI: 293	
RPI	S	Opponent	Score	RPI	S	Opponent	Score	RPI	S	Opponent	Score	RPI	S	Opponent	Score		
								91	H	Holy Cross	71 83	126	H	Merrimack	57 72		
												154	A	Massachusetts	42 95		
												157	N	Rhode Island	44 89		
												261	H	Maine	76 70		
												274	A	Fairfield	58 44		
												286	A	Longwood	76 86		
												303	A	Bryant	56 50		
												303	H	Bryant	44 45		
												318	A	New Hampshire	76 68		
												331	A	Central Conn. St.	83 73		
LAST 10 Division I																	
				318	A	New Hampshire	76 68	274	A	Fairfield	58 44						
				154	A	Massachusetts	42 95	303	A	Bryant	56 50						
				286	A	Longwood	76 86	157	N	Rhode Island	44 89						
				331	A	Central Conn. St.	83 73	91	H	Holy Cross	71 83						
				261	H	Maine	76 70	126	H	Merrimack	57 72						

Non-Div I Games:

Brown

■ Loss, ■ Non-Conf, S Site, H Home A Away N Neutral

Average RPI Win: 310	WON-LOST	WINNING	LAST 10	STRENGTH OF	OPP. STRENGTH	TEAM	ADJ.	CONF.	ADJ CONF.
Average RPI Loss: 176	RECORD	PCT. RANK	GAMES	SCHEDULE	OF SCHEDULE	RPI	RPI	RPI	RPI
DIV. I ONLY	2- 8	298	2-8	192	325	303	303	30	30
DIV. I NON-CONF.	2- 8	297	2-8	192	322	302	302	30	30
TOTALS	RPI 1-25	RPI 26-50	W-L RECORDS	RPI 51-100	RPI 101-150	RPI 150+			
2- 8	0- 0	0- 1	OVERALL	0- 2	0- 1	2- 4			
1- 4	0- 0	0- 0	HOME	0- 1	0- 0	1- 3			
1- 4	0- 0	0- 1	AWAY	0- 1	0- 1	1- 1			
0- 0	0- 0	0- 0	NEUTRAL	0- 0	0- 0	0- 0			
2- 8	0- 0	0- 1	NON-CONFERENCE	0- 2	0- 1	2- 4			
1- 4	0- 0	0- 0	HOME	0- 1	0- 0	1- 3			
1- 4	0- 0	0- 1	AWAY	0- 1	0- 1	1- 1			
0- 0	0- 0	0- 0	NEUTRAL	0- 0	0- 0	0- 0			
0- 0	0- 0	0- 0	CONFERENCE	0- 0	0- 0	0- 0			
0- 0	0- 0	0- 0	HOME	0- 0	0- 0	0- 0			
0- 0	0- 0	0- 0	AWAY	0- 0	0- 0	0- 0			
0- 0	0- 0	0- 0	NEUTRAL	0- 0	0- 0	0- 0			

RPI S	Opponent	Score	RPI S	Opponent	Score	RPI S	Opponent	Score	RPI S	Opponent	Score	Team's RPI: 303
33	A Minnesota	56 101	64	H Providence	32 76	116	A Illinois	55 69	244	H UMass Lowell	35 55	
			91	A Holy Cross	75 87	248	A Vermont	66 71	293	A Brown	45 44	
						293	H Brown	50 56	318	H New Hampshire	56 68	
						326	H Albany (NY)	68 55				
LAST 10 Division I												
116	A Illinois	55 69	326	H Albany (NY)	68 55							
91	A Holy Cross	75 87	293	H Brown	50 56							
248	A Vermont	66 71	64	H Providence	32 76							
318	H New Hampshire	56 68	244	H UMass Lowell	35 55							
293	A Brown	45 44	33	A Minnesota	56 101							

Non-Div I Games:

Bryant

Average RPI Win:	173	WON-LOST	WINNING	LAST 10	STRENGTH OF	OPP. STRENGTH	TEAM	ADJ.	CONF.	ADJ CONF.
Average RPI Loss:	90	RECORD	PCT. RANK	GAMES	SCHEDULE	OF SCHEDULE	RPI	RPI	RPI	RPI
DIV. I ONLY	7- 3	79	7-3	264	5	99	99	13	13	
DIV. I NON-CONF.	7- 3	78	7-3	269	5	99	99	13	13	
TOTALS	RPI 1-25	RPI 26-50	W-L RECORDS	RPI 51-100	RPI 101-150	RPI 150+				
7- 3	0- 1	0- 0	OVERALL	1- 1	1- 0	5- 1				
3- 1	0- 0	0- 0	HOME	1- 1	0- 0	2- 0				
2- 2	0- 1	0- 0	AWAY	0- 0	0- 0	2- 1				
2- 0	0- 0	0- 0	NEUTRAL	0- 0	1- 0	1- 0				
7- 3	0- 1	0- 0	NON-CONFERENCE	1- 1	1- 0	5- 1				
3- 1	0- 0	0- 0	HOME	1- 1	0- 0	2- 0				
2- 2	0- 1	0- 0	AWAY	0- 0	0- 0	2- 1				
2- 0	0- 0	0- 0	NEUTRAL	0- 0	1- 0	1- 0				
0- 0	0- 0	0- 0	CONFERENCE	0- 0	0- 0	0- 0				
0- 0	0- 0	0- 0	HOME	0- 0	0- 0	0- 0				
0- 0	0- 0	0- 0	AWAY	0- 0	0- 0	0- 0				
0- 0	0- 0	0- 0	NEUTRAL	0- 0	0- 0	0- 0				

RPI 1-25				RPI 26-50				RPI 51-100				Team's RPI: 99	RPI 101+			
RPI	S	Opponent	Score	RPI	S	Opponent	Score	RPI	S	Opponent	Score		RPI	S	Opponent	Score
20	A	Virginia	60 84					63	H	Drexel	60 49		122	N	Cincinnati	56 48
								68	H	Temple	61 72		167	A	George Mason	64 51
													178	N	Howard	70 60
													181	A	Quinnipiac	69 76
													202	A	Saint Francis (PA)	70 46
													204	H	Monmouth	71 37
													275	H	St. Bonaventure	68 60
LAST 10 Division I																
				68	H	Temple	61 72					202	A	Saint Francis (PA)	70 46	
				181	A	Quinnipiac	69 76					63	H	Drexel	60 49	
				275	H	St. Bonaventure	68 60					167	A	George Mason	64 51	
				204	H	Monmouth	71 37					122	N	Cincinnati	56 48	
				20	A	Virginia	60 84					178	N	Howard	70 60	

Non-Div I Games:

Bucknell

Average RPI Win:	217	WON-LOST	WINNING	LAST 10	STRENGTH OF	OPP. STRENGTH	TEAM	ADJ.	CONF.	ADJ CONF.
Average RPI Loss:	110	RECORD	PCT. RANK	GAMES	SCHEDULE	OF SCHEDULE	RPI	RPI	RPI	RPI
DIV. I ONLY	8- 2	52	8-2	251	175	72	72	10	10	
DIV. I NON-CONF.	8- 2	51	8-2	254	176	71	71	10	10	
TOTALS	RPI 1-25	RPI 26-50	W-L RECORDS	RPI 51-100	RPI 101-150	RPI 150+				
8- 2	0- 1	0- 0	OVERALL	1- 0	1- 0	6- 1				
4- 0	0- 0	0- 0	HOME	0- 0	1- 0	3- 0				
2- 2	0- 1	0- 0	AWAY	0- 0	0- 0	2- 1				
2- 0	0- 0	0- 0	NEUTRAL	1- 0	0- 0	1- 0				
8- 2	0- 1	0- 0	NON-CONFERENCE	1- 0	1- 0	6- 1				
4- 0	0- 0	0- 0	HOME	0- 0	1- 0	3- 0				
2- 2	0- 1	0- 0	AWAY	0- 0	0- 0	2- 1				
2- 0	0- 0	0- 0	NEUTRAL	1- 0	0- 0	1- 0				
0- 0	0- 0	0- 0	CONFERENCE	0- 0	0- 0	0- 0				
0- 0	0- 0	0- 0	HOME	0- 0	0- 0	0- 0				
0- 0	0- 0	0- 0	AWAY	0- 0	0- 0	0- 0				
0- 0	0- 0	0- 0	NEUTRAL	0- 0	0- 0	0- 0				

RPI 1-25				RPI 26-50				RPI 51-100 Team's RPI: 72				RPI 101+			
RPI	S	Opponent	Score	RPI	S	Opponent	Score	RPI	S	Opponent	Score	RPI	S	Opponent	Score
4	A	Stanford	69 88					63	N	Drexel	63 59	127	H	Dayton	67 59
												162	H	Columbia	82 75
												206	N	American	73 55
												216	A	San Jose St.	88 95
												232	A	Niagara	81 67
												275	A	St. Bonaventure	46 36
												331	H	Central Conn. St.	61 56
												340	H	Canisius	71 55
LAST 10 Division I															
216	A	San Jose St.	88 95	127	H	Dayton	67 59								
162	H	Columbia	82 75	275	A	St. Bonaventure	46 36								
340	H	Canisius	71 55	206	N	American	73 55								
232	A	Niagara	81 67	63	N	Drexel	63 59								
331	H	Central Conn. St.	61 56	4	A	Stanford	69 88								

Non-Div I Games:

Buffalo

Average RPI Win: 202		WON-LOST	WINNING	LAST 10	STRENGTH OF	OPP. STRENGTH	TEAM	ADJ.	CONF.	ADJ CONF.
Average RPI Loss: 43		RECORD	PCT. RANK	GAMES	SCHEDULE	OF SCHEDULE	RPI	RPI	RPI	RPI
DIV. I ONLY		8- 3	69	7-3	196	49	112	112	6	6
DIV. I NON-CONF.		8- 3	68	7-3	197	50	112	112	6	6
<hr/>										
TOTALS	RPI 1-25		RPI 26-50		W-L RECORDS		RPI 51-100		RPI 101-150	RPI 150+
8- 3	0- 1		0- 1		OVERALL		1- 1		2- 0	5- 0
7- 1	0- 1		0- 0		HOME		1- 0		1- 0	5- 0
0- 1	0- 0		0- 0		AWAY		0- 1		0- 0	0- 0
1- 1	0- 0		0- 1		NEUTRAL		0- 0		1- 0	0- 0
<hr/>										
8- 3	0- 1		0- 1		NON-CONFERENCE		1- 1		2- 0	5- 0
7- 1	0- 1		0- 0		HOME		1- 0		1- 0	5- 0
0- 1	0- 0		0- 0		AWAY		0- 1		0- 0	0- 0
1- 1	0- 0		0- 1		NEUTRAL		0- 0		1- 0	0- 0
<hr/>										
0- 0	0- 0		0- 0		CONFERENCE		0- 0		0- 0	0- 0
0- 0	0- 0		0- 0		HOME		0- 0		0- 0	0- 0
0- 0	0- 0		0- 0		AWAY		0- 0		0- 0	0- 0
0- 0	0- 0		0- 0		NEUTRAL		0- 0		0- 0	0- 0

RPI S	Opponent	Score	RPI S	Opponent	Score	RPI S	Opponent	Score	RPI S	Opponent	Score
15	H Indiana	53 64	46	N Georgia	36 69	54	H IUPUI	64 61	107	N Ohio	60 55
						67	A Ball St.	70 74	123	H Akron	76 55
									179	H Eastern Ky.	73 41
									211	H Wagner	74 58
									296	H High Point	74 52
									321	H Purdue Fort Wayne	85 58
									327	H Detroit Mercy	82 60
LAST 10 Division I											
46	N Georgia	36 69	321	H Purdue Fort Wayne	85 58						
67	A Ball St.	70 74	296	H High Point	74 52						
54	H IUPUI	64 61	15	H Indiana	53 64						
179	H Eastern Ky.	73 41	123	H Akron	76 55						
327	H Detroit Mercy	82 60	107	N Ohio	60 55						

Non-Div I Games:

Butler

CSU Bakersfield

Through Games Of Dec. 22, 2019

Average RPI Win:	220	WON-LOST	WINNING	LAST 10	STRENGTH OF	OPP. STRENGTH	TEAM	ADJ.	CONF.	ADJ CONF.
Average RPI Loss:	90	RECORD	PCT. RANK	GAMES	SCHEDULE	OF SCHEDULE	RPI	RPI	RPI	RPI
DIV. I ONLY	5- 3	119	5-3	118	173	96	96	32	32	
DIV. I NON-CONF.	5- 3	118	5-3	116	174	96	96	32	32	
TOTALS	RPI 1-25	RPI 26-50	W-L RECORDS	RPI 51-100	RPI 101-150	RPI 150+				
5- 3	0- 1	0- 0	OVERALL	1- 0	0- 1	4- 1				
5- 0	0- 0	0- 0	HOME	1- 0	0- 0	4- 0				
0- 3	0- 1	0- 0	AWAY	0- 0	0- 1	0- 1				
0- 0	0- 0	0- 0	NEUTRAL	0- 0	0- 0	0- 0				
5- 3	0- 1	0- 0	NON-CONFERENCE	1- 0	0- 1	4- 1				
5- 0	0- 0	0- 0	HOME	1- 0	0- 0	4- 0				
0- 3	0- 1	0- 0	AWAY	0- 0	0- 1	0- 1				
0- 0	0- 0	0- 0	NEUTRAL	0- 0	0- 0	0- 0				
0- 0	0- 0	0- 0	CONFERENCE	0- 0	0- 0	0- 0				
0- 0	0- 0	0- 0	HOME	0- 0	0- 0	0- 0				
0- 0	0- 0	0- 0	AWAY	0- 0	0- 0	0- 0				
0- 0	0- 0	0- 0	NEUTRAL	0- 0	0- 0	0- 0				

RPI 1-25				RPI 26-50				RPI 51-100 Team's RPI: 96				RPI 101+			
RPI	S	Opponent	Score	RPI	S	Opponent	Score	RPI	S	Opponent	Score	RPI	S	Opponent	Score
7	A	Gonzaga	48 92					81	H	Pacific	80 70	103	A	Washington	49 80
												159	A	Wright St.	60 65
												205	H	North Texas	61 52
												216	H	San Jose St.	75 71
												276	H	UC Santa Barbara	66 62
												323	H	N.C. Central	80 71
LAST 10 Division I															
159	A	Wright St.	60 65	276	H	UC Santa Barbara	66 62								
7	A	Gonzaga	48 92	81	H	Pacific	80 70								
103	A	Washington	49 80	323	H	N.C. Central	80 71								
				216	H	San Jose St.	75 71								
				205	H	North Texas	61 52								

Non-Div I Games: Fresno Pacific 95 64 Westcliff 100 44 Cal St. Dom. Hills 83 74

CSU Bakersfield

Loss, Non-Conf, S Site, H Home A Away N Neutral

Average RPI Win:	247	WON-LOST	WINNING	LAST 10	STRENGTH OF	OPP. STRENGTH	TEAM	ADJ.	CONF.	ADJ CONF.
Average RPI Loss:	125	RECORD	PCT. RANK	GAMES	SCHEDULE	OF SCHEDULE	RPI	RPI	RPI	RPI
DIV. I ONLY	3- 9	272	3-7	163	93	245	245	25	25	
DIV. I NON-CONF.	3- 9	272	3-7	165	93	246	246	25	25	
TOTALS	RPI 1-25	RPI 26-50	W-L RECORDS	RPI 51-100	RPI 101-150	RPI 150+				
3- 9	0- 2	0- 0	OVERALL	0- 1	0- 3	3- 3				
1- 4	0- 2	0- 0	HOME	0- 0	0- 2	1- 0				
1- 4	0- 0	0- 0	AWAY	0- 1	0- 1	1- 2				
1- 1	0- 0	0- 0	NEUTRAL	0- 0	0- 0	1- 1				
3- 9	0- 2	0- 0	NON-CONFERENCE	0- 1	0- 3	3- 3				
1- 4	0- 2	0- 0	HOME	0- 0	0- 2	1- 0				
1- 4	0- 0	0- 0	AWAY	0- 1	0- 1	1- 2				
1- 1	0- 0	0- 0	NEUTRAL	0- 0	0- 0	1- 1				
0- 0	0- 0	0- 0	CONFERENCE	0- 0	0- 0	0- 0				
0- 0	0- 0	0- 0	HOME	0- 0	0- 0	0- 0				
0- 0	0- 0	0- 0	AWAY	0- 0	0- 0	0- 0				
0- 0	0- 0	0- 0	NEUTRAL	0- 0	0- 0	0- 0				

RPI 1-25				RPI 26-50				RPI 51-100				RPI 101+ Team's RPI: 245			
RPI	S	Opponent	Score	RPI	S	Opponent	Score	RPI	S	Opponent	Score	RPI	S	Opponent	Score
10	H	UCLA	44 58					98	A	Washington St.	61 71	102	H	Southern California	53 69
20	H	Virginia	47 72									117	H	Santa Clara	55 76
												130	A	San Francisco	61 79
												185	H	Portland	73 64
												192	N	SMU	58 68
												213	A	San Diego	40 59
												246	A	California Baptist	56 64
												266	A	LMU (CA)	56 54
												289	N	Indiana St.	67 59
LAST 10 Division I															
213	A	San Diego	40 59	10	H	UCLA	44 58								
117	H	Santa Clara	55 76	266	A	LMU (CA)	56 54								
185	H	Portland	73 64	289	N	Indiana St.	67 59								
130	A	San Francisco	61 79	192	N	SMU	58 68								
20	H	Virginia	47 72	98	A	Washington St.	61 71								

Non-Div I Games:

CSUN

■ Loss,
 ■ Non-Conf,
 ■ S Site,
 ■ H Home
 ■ A Away
 N Neutral

Average RPI Loss: 191

Average RPI Win: 248		WON-LOST	WINNING	LAST 10	STRENGTH OF	OPP. STRENGTH	TEAM	ADJ.	CONF.	ADJ CONF.
Average RPI Loss: 191		RECORD	PCT. RANK	GAMES	SCHEDULE	OF SCHEDULE	RPI	RPI	RPI	RPI
DIV. I ONLY		2- 7	286	2-7	233	322	322	322	25	25
DIV. I NON-CONF.		2- 7	286	2-7	235	320	321	321	25	25
-----		-----								
TOTALS	RPI 1-25	RPI 26-50		W-L RECORDS	RPI 51-100		RPI 101-150		RPI 150+	
2- 7	0- 0	0- 0		OVERALL	0- 2		1- 0		1- 5	
2- 3	0- 0	0- 0		HOME	0- 1		1- 0		1- 2	
0- 4	0- 0	0- 0		AWAY	0- 1		0- 0		0- 3	
0- 0	0- 0	0- 0		NEUTRAL	0- 0		0- 0		0- 0	
2- 7	0- 0	0- 0		NON-CONFERENCE	0- 2		1- 0		1- 5	
2- 3	0- 0	0- 0		HOME	0- 1		1- 0		1- 2	
0- 4	0- 0	0- 0		AWAY	0- 1		0- 0		0- 3	
0- 0	0- 0	0- 0		NEUTRAL	0- 0		0- 0		0- 0	
0- 0	0- 0	0- 0		CONFERENCE	0- 0		0- 0		0- 0	
0- 0	0- 0	0- 0		HOME	0- 0		0- 0		0- 0	
0- 0	0- 0	0- 0		AWAY	0- 0		0- 0		0- 0	
0- 0	0- 0	0- 0		NEUTRAL	0- 0		0- 0		0- 0	

RPI 1-25				RPI 26-50				RPI 51-100				RPI 101+				Team's RPI: 322	
RPI	S	Opponent	Score	RPI	S	Opponent	Score	RPI	S	Opponent	Score	RPI	S	Opponent	Score		
								53	A	Arizona St.	41 66	148	H	Lamar University	57 56		
								59	H	Old Dominion	55 61	152	A	Saint Mary's (CA)	67 84		
												171	H	Fresno St.	52 79		
												278	A	Denver	66 96		
												290	A	Pepperdine	53 63		
												333	H	Seattle U	49 72		
												347	H	Sacramento St.	62 43		
LAST 10 Division I																	
				333	H	Seattle U	49 72	148	H	Lamar University	57 56						
				152	A	Saint Mary's (CA)	67 84	59	H	Old Dominion	55 61						
				290	A	Pepperdine	53 63	53	A	Arizona St.	41 66						
				171	H	Fresno St.	52 79	347	H	Sacramento St.	62 43						
								278	A	Denver	66 96						

Non-Div I Games:

Cal Poly

■ Loss, ■ Non-Conf, S Site, H Home A Away N Neutral

RPI 1-25				RPI 26-50				RPI 51-100				RPI 101+				Team's RPI: 208	
RPI	S	Opponent	Score	RPI	S	Opponent	Score	RPI	S	Opponent	Score	RPI	S	Opponent	Score		
												130	A	San Francisco	63	71	
												149	H	Montana	69	71	
												169	A	Southern Utah	63	79	
												199	H	Delaware	55	72	
												213	A	San Diego	72	67	
												243	H	Utah St.	83	62	
												246	H	California Baptist	97	93	
												259	A	UNLV	64	58	
												263	A	Grand Canyon	80	70	
												266	A	LMU (CA)	79	74	
												300	A	San Diego St.	45	55	
												314	H	Air Force	79	70	
LAST 10 Division I																	
				314	H	Air Force	79 70	130	A	San Francisco	63	71					
				246	H	California Baptist	97 93	149	H	Montana	69	71					
				213	A	San Diego	72 67	199	H	Delaware	55	72					
				300	A	San Diego St.	45 55	263	A	Grand Canyon	80	70					
				266	A	LMU (CA)	79 74	243	H	Utah St.	83	62					

Cal St. Fullerton

California

Through Games Of Dec. 22, 2019

Average RPI Win:	215	WON-LOST	WINNING	LAST 10	STRENGTH OF	OPP. STRENGTH	TEAM	ADJ.	CONF.	ADJ CONF.
Average RPI Loss:	51	RECORD	PCT. RANK	GAMES	SCHEDULE	OF SCHEDULE	RPI	RPI	RPI	RPI
DIV. I ONLY	7- 3	79	7-3	66	170	58	58	1	1	
DIV. I NON-CONF.	7- 3	78	7-3	67	172	59	59	1	1	
TOTALS	RPI 1-25	RPI 26-50	W-L RECORDS	RPI 51-100	RPI 101-150	RPI 150+				
7- 3	0- 1	0- 1	OVERALL	1- 0	1- 1	5- 0				
6- 1	0- 0	0- 1	HOME	1- 0	1- 0	4- 0				
1- 2	0- 1	0- 0	AWAY	0- 0	0- 1	1- 0				
0- 0	0- 0	0- 0	NEUTRAL	0- 0	0- 0	0- 0				
7- 3	0- 1	0- 1	NON-CONFERENCE	1- 0	1- 1	5- 0				
6- 1	0- 0	0- 1	HOME	1- 0	1- 0	4- 0				
1- 2	0- 1	0- 0	AWAY	0- 0	0- 1	1- 0				
0- 0	0- 0	0- 0	NEUTRAL	0- 0	0- 0	0- 0				
0- 0	0- 0	0- 0	CONFERENCE	0- 0	0- 0	0- 0				
0- 0	0- 0	0- 0	HOME	0- 0	0- 0	0- 0				
0- 0	0- 0	0- 0	AWAY	0- 0	0- 0	0- 0				
0- 0	0- 0	0- 0	NEUTRAL	0- 0	0- 0	0- 0				

RPI 1-25				RPI 26-50				RPI 51-100				RPI 101+			
RPI	S	Opponent	Score	RPI	S	Opponent	Score	RPI	S	Opponent	Score	RPI	S	Opponent	Score
1	A	UConn	61 72	28	H	Kentucky	61 63	51	H	Arkansas	84 80	117	H	Santa Clara	69 65
												125	A	Harvard	53 56
												210	H	Boston U.	73 62
												235	H	Long Beach St.	68 45
												269	H	UC Riverside	84 61
												300	A	San Diego St.	74 48
												323	H	N.C. Central	90 69
LAST 10 Division I															
				28	H	Kentucky	61 63	235	H	Long Beach St.	68 45				
				117	H	Santa Clara	69 65	323	H	N.C. Central	90 69				
				210	H	Boston U.	73 62	51	H	Arkansas	84 80				
				1	A	UConn	61 72	300	A	San Diego St.	74 48				
				125	A	Harvard	53 56	269	H	UC Riverside	84 61				

Non-Div I Games:

California

■ Loss,
 ■ Non-Conf,
 ■ S Site,
 ■ H Home
 ■ A Away
 N Neutral

Average RPI Win:	238	WON-LOST	WINNING	LAST 10	STRENGTH OF	OPP. STRENGTH	TEAM	ADJ.	CONF.	ADJ CONF.
Average RPI Loss:	167	RECORD	PCT. RANK	GAMES	SCHEDULE	OF SCHEDULE	RPI	RPI	RPI	RPI
DIV. I ONLY	6- 6	162	4-6	282	139	246	246	32	32	
DIV. I NON-CONF.	6- 6	162	4-6	285	142	247	247	32	32	
TOTALS	RPI 1-25	RPI 26-50	W-L RECORDS	RPI 51-100	RPI 101-150	RPI 150+				
6- 6	0- 1	0- 0	OVERALL	0- 0	0- 2	6- 3				
5- 1	0- 0	0- 0	HOME	0- 0	0- 0	5- 1				
1- 2	0- 0	0- 0	AWAY	0- 0	0- 0	1- 2				
0- 3	0- 1	0- 0	NEUTRAL	0- 0	0- 2	0- 0				
6- 6	0- 1	0- 0	NON-CONFERENCE	0- 0	0- 2	6- 3				
5- 1	0- 0	0- 0	HOME	0- 0	0- 0	5- 1				
1- 2	0- 0	0- 0	AWAY	0- 0	0- 0	1- 2				
0- 3	0- 1	0- 0	NEUTRAL	0- 0	0- 2	0- 0				
0- 0	0- 0	0- 0	CONFERENCE	0- 0	0- 0	0- 0				
0- 0	0- 0	0- 0	HOME	0- 0	0- 0	0- 0				
0- 0	0- 0	0- 0	AWAY	0- 0	0- 0	0- 0				
0- 0	0- 0	0- 0	NEUTRAL	0- 0	0- 0	0- 0				

RPI 1-25				RPI 26-50				RPI 51-100				RPI 101+ Team's RPI: 246			
RPI	S	Opponent	Score	RPI	S	Opponent	Score	RPI	S	Opponent	Score	RPI	S	Opponent	Score
4	N	Stanford	78 83									105	N	Houston	75 96
												114	N	Bowling Green	60 98
												191	H	Alabama A&M	60 55
												208	A	Cal St. Fullerton	93 97
												223	H	Northern Ariz.	98 79
												235	H	Long Beach St.	79 70
												245	H	CSUN	64 56
												256	A	Idaho St.	74 68
												269	A	UC Riverside	64 80
												276	H	UC Santa Barbara	85 81
												300	H	San Diego St.	68 80
LAST 10 Division I															
300	H	San Diego St.	68 80	269	A	UC Riverside	64 80								
256	A	Idaho St.	74 68	114	N	Bowling Green	60 98								
208	A	Cal St. Fullerton	93 97	105	N	Houston	75 96								
223	H	Northern Ariz.	98 79	4	N	Stanford	78 83								
191	H	Alabama A&M	60 55	276	H	UC Santa Barbara	85 81								

Non-Div I Games: Ottawa (AZ) 103 75 LIFE Pacific 93 48

California Baptist

Loss, Non-Conf, S Site, H Home A Away N Neutral

Average RPI Win:	217	WON-LOST	WINNING	LAST 10	STRENGTH OF	OPP. STRENGTH	TEAM	ADJ.	CONF.	ADJ CONF.
Average RPI Loss:	209	RECORD	PCT. RANK	GAMES	SCHEDULE	OF SCHEDULE	RPI	RPI	RPI	RPI
DIV. I ONLY	3- 4	206	3-4	272	279	221	221	28	28	
DIV. I NON-CONF.	3- 4	204	3-4	275	281	221	221	28	28	
TOTALS	RPI 1-25	RPI 26-50	W-L RECORDS	RPI 51-100	RPI 101-150	RPI 150+				
3- 4	0- 0	0- 0	OVERALL	0- 1	1- 1	2- 2				
2- 0	0- 0	0- 0	HOME	0- 0	1- 0	1- 0				
1- 4	0- 0	0- 0	AWAY	0- 1	0- 1	1- 2				
0- 0	0- 0	0- 0	NEUTRAL	0- 0	0- 0	0- 0				
3- 4	0- 0	0- 0	NON-CONFERENCE	0- 1	1- 1	2- 2				
2- 0	0- 0	0- 0	HOME	0- 0	1- 0	1- 0				
1- 4	0- 0	0- 0	AWAY	0- 1	0- 1	1- 2				
0- 0	0- 0	0- 0	NEUTRAL	0- 0	0- 0	0- 0				
0- 0	0- 0	0- 0	CONFERENCE	0- 0	0- 0	0- 0				
0- 0	0- 0	0- 0	HOME	0- 0	0- 0	0- 0				
0- 0	0- 0	0- 0	AWAY	0- 0	0- 0	0- 0				
0- 0	0- 0	0- 0	NEUTRAL	0- 0	0- 0	0- 0				

RPI 1-25			RPI 26-50			RPI 51-100			RPI 101+			Team's RPI: 221
RPI	S	Opponent	Score	RPI	S	Opponent	Score	RPI	S	Opponent	Score	
						59	A Old Dominion	44	59	121	H UNC Greensboro	72 64
										131	A Wake Forest	46 74
										195	H Kennesaw St.	63 51
										323	A N.C. Central	64 67
										324	A Hofstra	55 58
										336	A Western Caro.	61 40
LAST 10 Division I												
324	A	Hofstra	55 58	195	H	Kennesaw St.	63 51					
131	A	Wake Forest	46 74	323	A	N.C. Central	64 67					
121	H	UNC Greensboro	72 64	336	A	Western Caro.	61 40					
				59	A	Old Dominion	44 59					

Non-Div I Games: St. Andrews 122 56 Bluefield Col. 65 41

Campbell

Average RPI Win:	275	WON-LOST	WINNING	LAST 10	STRENGTH OF	OPP. STRENGTH	TEAM	ADJ.	CONF.	ADJ CONF.
Average RPI Loss:	196	RECORD	PCT. RANK	GAMES	SCHEDULE	OF SCHEDULE	RPI	RPI	RPI	RPI
DIV. I ONLY	1- 7	317	1-7	286	291	340	340	24	24	
DIV. I NON-CONF.	1- 7	319	1-7	290	291	340	340	23	23	
TOTALS	RPI 1-25	RPI 26-50	W-L RECORDS	RPI 51-100	RPI 101-150	RPI 150+				
1- 7	0- 0	0- 0	OVERALL	0- 2	0- 0	1- 5				
1- 2	0- 0	0- 0	HOME	0- 1	0- 0	1- 1				
0- 4	0- 0	0- 0	AWAY	0- 1	0- 0	0- 3				
0- 1	0- 0	0- 0	NEUTRAL	0- 0	0- 0	0- 1				
1- 7	0- 0	0- 0	NON-CONFERENCE	0- 2	0- 0	1- 5				
1- 2	0- 0	0- 0	HOME	0- 1	0- 0	1- 1				
0- 4	0- 0	0- 0	AWAY	0- 1	0- 0	0- 3				
0- 1	0- 0	0- 0	NEUTRAL	0- 0	0- 0	0- 1				
0- 0	0- 0	0- 0	CONFERENCE	0- 0	0- 0	0- 0				
0- 0	0- 0	0- 0	HOME	0- 0	0- 0	0- 0				
0- 0	0- 0	0- 0	AWAY	0- 0	0- 0	0- 0				
0- 0	0- 0	0- 0	NEUTRAL	0- 0	0- 0	0- 0				

RPI 1-25			RPI 26-50			RPI 51-100			RPI 101+			Team's RPI: 340
RPI	S	Opponent	Score	RPI	S	Opponent	Score	RPI	S	Opponent	Score	
						69 H Colgate	69 90	160 A Youngstown St.	59 87			
						72 A Buffalo	55 71	217 A Stetson	52 68			
								248 A Vermont	53 76			
								275 H St. Bonaventure	84 82			
								277 N Appalachian St.	57 74			
								326 H Albany (NY)	53 70			
LAST 10 Division I												
217	A	Stetson	52 68	277	N	Appalachian St.	57 74					
248	A	Vermont	53 76	72	A	Buffalo	55 71					
326	H	Albany (NY)	53 70	160	A	Youngstown St.	59 87					
69	H	Colgate	69 90									
275	H	St. Bonaventure	84 82									

Non-Div I Games:

Canisius

GENERAL RPI				THROUGH GAMES OF DEC. 11, 1919						
Average RPI Win:	305	WON-LOST	WINNING	LAST 10	STRENGTH OF	OPP. STRENGTH	TEAM	ADJ.	CONF.	ADJ CONF.
Average RPI Loss:	173	RECORD	PCT. RANK	GAMES	SCHEDULE	OF SCHEDULE	RPI	RPI	RPI	RPI
DIV. I ONLY	2- 6	272	2-6	290	299	302	302	26	26	
DIV. I NON-CONF.	1- 5	313	1-5	256	144	309	309	26	26	
TOTALS	RPI 1-25	RPI 26-50	W-L RECORDS	RPI 51-100	RPI 101-150	RPI 150+				
2- 6	0- 1	0- 0	OVERALL	0- 0	0- 1	2- 4				
1- 0	0- 0	0- 0	HOME	0- 0	0- 0	1- 0				
1- 6	0- 1	0- 0	AWAY	0- 0	0- 1	1- 4				
0- 0	0- 0	0- 0	NEUTRAL	0- 0	0- 0	0- 0				
1- 5	0- 1	0- 0	NON-CONFERENCE	0- 0	0- 1	1- 3				
1- 0	0- 0	0- 0	HOME	0- 0	0- 0	1- 0				
0- 5	0- 1	0- 0	AWAY	0- 0	0- 1	0- 3				
0- 0	0- 0	0- 0	NEUTRAL	0- 0	0- 0	0- 0				
1- 1	0- 0	0- 0	CONFERENCE	0- 0	0- 0	1- 1				
0- 0	0- 0	0- 0	HOME	0- 0	0- 0	0- 0				
1- 1	0- 0	0- 0	AWAY	0- 0	0- 0	1- 1				
0- 0	0- 0	0- 0	NEUTRAL	0- 0	0- 0	0- 0				

RPI 1-25			
RPI	S	Opponent	Score
9	A	Texas A&M	46 76
RPI 26-50			
RPI	S	Opponent	Score
RPI 51-100			
RPI	S	Opponent	Score
RPI 101+			
RPI	S	Opponent	Score
133	A	Tennessee	36 63
183	A	Tulane	38 65
224	A	Little Rock	48 63
237	A	Northern Ky.	56 72
250	A	A&M-Corpus Christi	47 67
258	H	Jackson St.	57 54
351	A	Incarnate Word	47 37
Team's RPI: 302			
LAST 10 Division I			
258	H	Jackson St.	57 54
237	A	Northern Ky.	56 72
183	A	Tulane	38 65
224	A	Little Rock	48 63
133	A	Tennessee	36 63
250	A	A&M-Corpus Christi	47 67
351	A	Incarnate Word	47 37
9	A	Texas A&M	46 76

Non-Div I Games:	Hendrix	104	28	Central Baptist	66	43	Crowley's Ridge	82	26
------------------	---------	-----	----	-----------------	----	----	-----------------	----	----

Central Ark.

■ Loss, ■ Non-Conf, S Site, H Home A Away N Neutral

Average RPI Win:	316	WON-LOST	WINNING	LAST 10	STRENGTH OF	OPP. STRENGTH	TEAM	ADJ.	CONF.	ADJ CONF.
Average RPI Loss:	194	RECORD	PCT. RANK	GAMES	SCHEDULE	OF SCHEDULE	RPI	RPI	RPI	RPI
DIV. I ONLY	1- 10	332	1-9	281	275	331	331	30	30	
DIV. I NON-CONF.	1- 10	332	1-9	284	277	331	331	30	30	
TOTALS	RPI 1-25	RPI 26-50	W-L RECORDS	RPI 51-100	RPI 101-150	RPI 150+				
1- 10	0- 0	0- 1	OVERALL	0- 3	0- 0	1- 6				
0- 3	0- 0	0- 0	HOME	0- 0	0- 0	0- 3				
1- 7	0- 0	0- 1	AWAY	0- 3	0- 0	1- 3				
0- 0	0- 0	0- 0	NEUTRAL	0- 0	0- 0	0- 0				
1- 10	0- 0	0- 1	NON-CONFERENCE	0- 3	0- 0	1- 6				
0- 3	0- 0	0- 0	HOME	0- 0	0- 0	0- 3				
1- 7	0- 0	0- 1	AWAY	0- 3	0- 0	1- 3				
0- 0	0- 0	0- 0	NEUTRAL	0- 0	0- 0	0- 0				
0- 0	0- 0	0- 0	CONFERENCE	0- 0	0- 0	0- 0				
0- 0	0- 0	0- 0	HOME	0- 0	0- 0	0- 0				
0- 0	0- 0	0- 0	AWAY	0- 0	0- 0	0- 0				
0- 0	0- 0	0- 0	NEUTRAL	0- 0	0- 0	0- 0				

RPI 1-25				RPI 26-50				RPI 51-100				RPI 101+				Team's RPI: 331	
RPI	S	Opponent	Score	RPI	S	Opponent	Score	RPI	S	Opponent	Score	RPI	S	Opponent	Score		
				32	A	FGCU	60 94	72	A	Buffalo	56 61	177	A	Fla. Atlantic	54 72		
								86	A	Lehigh	51 70	244	H	UMass Lowell	54 56		
								95	A	Duquesne	33 72	292	A	Pittsburgh	73 81		
												293	H	Brown	73 83		
												316	A	Hartford	61 54		
												318	A	New Hampshire	59 70		
												326	H	Albany (NY)	63 73		
LAST 10 Division I																	
				326	H	Albany (NY)	63 73	316	A	Hartford	61 54						
				95	A	Duquesne	33 72	32	A	FGCU	60 94						
				86	A	Lehigh	51 70	177	A	Fla. Atlantic	54 72						
				293	H	Brown	73 83	318	A	New Hampshire	59 70						
				292	A	Pittsburgh	73 81	244	H	UMass Lowell	54 56						

Non-Div I Games:

Central Conn. St.

■ Loss,
 ■ Non-Conf, S Site,
 ■ Home
 ■ Away
 N Neutral

Central Mich.

Through Games Of Dec. 22, 2019

Average RPI Win:	165	WON-LOST	WINNING	LAST 10	STRENGTH OF	OPP. STRENGTH	TEAM	ADJ.	CONF.	ADJ CONF.
Average RPI Loss:	53	RECORD	PCT. RANK	GAMES	SCHEDULE	OF SCHEDULE	RPI	RPI	RPI	RPI
DIV. I ONLY	6- 3	87	6-3	105	42	62	62	10	10	
DIV. I NON-CONF.	6- 3	86	6-3	104	43	63	63	10	10	
TOTALS	RPI 1-25	RPI 26-50	W-L RECORDS	RPI 51-100	RPI 101-150	RPI 150+				
6- 3	0- 1	0- 1	OVERALL	1- 0	2- 1	3- 0				
4- 1	0- 0	0- 0	HOME	1- 0	1- 1	2- 0				
2- 2	0- 1	0- 1	AWAY	0- 0	1- 0	1- 0				
0- 0	0- 0	0- 0	NEUTRAL	0- 0	0- 0	0- 0				
6- 3	0- 1	0- 1	NON-CONFERENCE	1- 0	2- 1	3- 0				
4- 1	0- 0	0- 0	HOME	1- 0	1- 1	2- 0				
2- 2	0- 1	0- 1	AWAY	0- 0	1- 0	1- 0				
0- 0	0- 0	0- 0	NEUTRAL	0- 0	0- 0	0- 0				
0- 0	0- 0	0- 0	CONFERENCE	0- 0	0- 0	0- 0				
0- 0	0- 0	0- 0	HOME	0- 0	0- 0	0- 0				
0- 0	0- 0	0- 0	AWAY	0- 0	0- 0	0- 0				
0- 0	0- 0	0- 0	NEUTRAL	0- 0	0- 0	0- 0				

RPI 1-25				RPI 26-50				RPI 51-100 Team's RPI: 62				RPI 101+			
RPI	S	Opponent	Score	RPI	S	Opponent	Score	RPI	S	Opponent	Score	RPI	S	Opponent	Score
3	A	Louisville	63 76	31	A	Western Ky.	58 93	75	H	Marist	77 54	120	A	South Dakota St.	79 74
												124	H	Green Bay	105 111
												127	H	Dayton	81 80
												189	H	Northeastern	79 63
												197	H	Iona	70 50
												280	A	Oakland	65 47
LAST 10 Division I															
				127	H	Dayton	81 80					280	A	Oakland	65 47
				31	A	Western Ky.	58 93					120	A	South Dakota St.	79 74
				3	A	Louisville	63 76					197	H	Iona	70 50
				124	H	Green Bay	105 111					75	H	Marist	77 54
												189	H	Northeastern	79 63

Non-Div I Games:

Central Mich.

■ Loss,
 ■ Non-Conf, S Site,
 ■ Home
 ■ Away
 N Neutral

Average RPI Win:	0	WON-LOST	WINNING	LAST 10	STRENGTH OF	OPP. STRENGTH	TEAM	ADJ.	CONF.	ADJ CONF.
Average RPI Loss:	189	RECORD	PCT. RANK	GAMES	SCHEDULE	OF SCHEDULE	RPI	RPI	RPI	RPI
DIV. I ONLY	0- 7	338	0-7	127	347	330	330	28	28	
DIV. I NON-CONF.	0- 7	338	0-7	126	347	329	329	28	28	
TOTALS	RPI 1-25	RPI 26-50	W-L RECORDS	RPI 51-100	RPI 101-150	RPI 150+				
0- 7	0- 1	0- 0	OVERALL	0- 1	0- 2	0- 3				
0- 4	0- 0	0- 0	HOME	0- 0	0- 2	0- 2				
0- 3	0- 1	0- 0	AWAY	0- 1	0- 0	0- 1				
0- 0	0- 0	0- 0	NEUTRAL	0- 0	0- 0	0- 0				
0- 7	0- 1	0- 0	NON-CONFERENCE	0- 1	0- 2	0- 3				
0- 4	0- 0	0- 0	HOME	0- 0	0- 2	0- 2				
0- 3	0- 1	0- 0	AWAY	0- 1	0- 0	0- 1				
0- 0	0- 0	0- 0	NEUTRAL	0- 0	0- 0	0- 0				
0- 0	0- 0	0- 0	CONFERENCE	0- 0	0- 0	0- 0				
0- 0	0- 0	0- 0	HOME	0- 0	0- 0	0- 0				
0- 0	0- 0	0- 0	AWAY	0- 0	0- 0	0- 0				
0- 0	0- 0	0- 0	NEUTRAL	0- 0	0- 0	0- 0				

RPI 1-25			RPI 26-50			RPI 51-100			RPI 101+			Team's RPI: 330
RPI	S	Opponent	Score	RPI	S	Opponent	Score	RPI	S	Opponent	Score	
11	A	Florida St.	36 88					92	A	North Carolina	54 85	
								104	H	North Dakota	57 73	
								135	H	Bethune-Cookman	41 81	
								298	H	Col. of Charleston	70 79	
								336	A	Western Caro.	64 69	
								349	H	South Carolina St.	75 81	
LAST 10 Division I												
298	H	Col. of Charleston	70 79	336	A	Western Caro.	64 69					
11	A	Florida St.	36 88	104	H	North Dakota	57 73					
				135	H	Bethune-Cookman	41 81					
				92	A	North Carolina	54 85					
				349	H	South Carolina St.	75 81					

Non-Div I Games: Columbia (SC) 76 59 Virginia-Lynchburg 92 55

Charleston So.

Average RPI Win:	151	WON-LOST	WINNING	LAST 10	STRENGTH OF	OPP. STRENGTH	TEAM	ADJ.	CONF.	ADJ CONF.
Average RPI Loss:	85	RECORD	PCT. RANK	GAMES	SCHEDULE	OF SCHEDULE	RPI	RPI	RPI	RPI
DIV. I ONLY	8- 2	52	8-2	101	97	37	37	14	14	
DIV. I NON-CONF.	8- 2	51	8-2	100	98	37	37	14	14	
TOTALS	RPI 1-25	RPI 26-50	W-L RECORDS	RPI 51-100	RPI 101-150	RPI 150+				
8- 2	0- 0	0- 1	OVERALL	2- 0	3- 1	3- 0				
3- 1	0- 0	0- 0	HOME	1- 0	1- 1	1- 0				
3- 1	0- 0	0- 1	AWAY	0- 0	2- 0	1- 0				
2- 0	0- 0	0- 0	NEUTRAL	1- 0	0- 0	1- 0				
8- 2	0- 0	0- 1	NON-CONFERENCE	2- 0	3- 1	3- 0				
3- 1	0- 0	0- 0	HOME	1- 0	1- 1	1- 0				
3- 1	0- 0	0- 1	AWAY	0- 0	2- 0	1- 0				
2- 0	0- 0	0- 0	NEUTRAL	1- 0	0- 0	1- 0				
0- 0	0- 0	0- 0	CONFERENCE	0- 0	0- 0	0- 0				
0- 0	0- 0	0- 0	HOME	0- 0	0- 0	0- 0				
0- 0	0- 0	0- 0	AWAY	0- 0	0- 0	0- 0				
0- 0	0- 0	0- 0	NEUTRAL	0- 0	0- 0	0- 0				

RPI 1-25				RPI 26-50				Team's RPI: 37				RPI 51-100				RPI 101+			
RPI	S	Opponent	Score	RPI	S	Opponent	Score	RPI	S	Opponent	Score	RPI	S	Opponent	Score	RPI	S	Opponent	Score
				28	A	Kentucky	39 86					87	N	Boston College	84 68	128	A	Davidson	75 64
												97	H	Richmond	78 59				
																131	A	Wake Forest	77 65
																142	H	Fordham	51 76
																144	H	Gardner-Webb	74 49
																183	N	Tulane	60 56
																199	H	Delaware	61 57
																240	A	East Carolina	59 47
LAST 10 Division I																			
				128	A	Davidson	75 64					87	N	Boston College	84 68				
				199	H	Delaware	61 57					142	H	Fordham	51 76				
				28	A	Kentucky	39 86					240	A	East Carolina	59 47				
				183	N	Tulane	60 56					131	A	Wake Forest	77 65				
				144	H	Gardner-Webb	74 49					97	H	Richmond	78 59				

Non-Div I Games:

Charlotte

Chattanooga

Through Games Of Dec. 22, 2019

Average RPI Win:	111	WON-LOST	WINNING	LAST 10	STRENGTH OF	OPP. STRENGTH	TEAM	ADJ.	CONF.	ADJ CONF.
Average RPI Loss:	95	RECORD	PCT. RANK	GAMES	SCHEDULE	OF SCHEDULE	RPI	RPI	RPI	RPI
DIV. I ONLY	1- 12	337	0-10	46	72	227	227	22	22	
DIV. I NON-CONF.	1- 12	337	0-10	47	73	227	227	22	22	
TOTALS	RPI 1-25	RPI 26-50	W-L RECORDS	RPI 51-100	RPI 101-150	RPI 150+				
1- 12	0- 3	0- 1	OVERALL	0- 2	1- 3	0- 3				
0- 5	0- 1	0- 1	HOME	0- 1	0- 0	0- 2				
1- 7	0- 2	0- 0	AWAY	0- 1	1- 3	0- 1				
0- 0	0- 0	0- 0	NEUTRAL	0- 0	0- 0	0- 0				
1- 12	0- 3	0- 1	NON-CONFERENCE	0- 2	1- 3	0- 3				
0- 5	0- 1	0- 1	HOME	0- 1	0- 0	0- 2				
1- 7	0- 2	0- 0	AWAY	0- 1	1- 3	0- 1				
0- 0	0- 0	0- 0	NEUTRAL	0- 0	0- 0	0- 0				
0- 0	0- 0	0- 0	CONFERENCE	0- 0	0- 0	0- 0				
0- 0	0- 0	0- 0	HOME	0- 0	0- 0	0- 0				
0- 0	0- 0	0- 0	AWAY	0- 0	0- 0	0- 0				
0- 0	0- 0	0- 0	NEUTRAL	0- 0	0- 0	0- 0				

RPI	S	Opponent	Score	RPI	S	Opponent	Score	RPI	S	Opponent	Score	RPI	S	Opponent	Score	Team's RPI: 227
3	A	Louisville	37 86	50	H	Troy	51 90	65	H	Austin Peay	49 50	111	A	Liberty	71 54	
19	H	Purdue	34 66					94	A	Belmont	50 63	120	A	South Dakota St.	56 71	
25	A	NC State	38 74									122	A	Cincinnati	53 72	
												134	A	UT Martin	51 78	
												161	H	Northern Colo.	42 59	
												166	H	Hampton	55 84	
												179	A	Eastern Ky.	65 71	
LAST 10 Division I																
25	A	NC State	38 74	179	A	Eastern Ky.	65 71									
50	H	Troy	51 90	161	H	Northern Colo.	42 59									
120	A	South Dakota St.	56 71	65	H	Austin Peay	49 50									
134	A	UT Martin	51 78	3	A	Louisville	37 86									
19	H	Purdue	34 66	122	A	Cincinnati	53 72									

Non-Div I Games:

Chattanooga

■ Loss,
 ■ Non-Conf, S Site,
 ■ Home
 ■ Away
 N Neutral

Average RPI Win:	0	WON-LOST	WINNING	LAST 10	STRENGTH OF	OPP. STRENGTH	TEAM	ADJ.	CONF.	ADJ CONF.
Average RPI Loss:	204	RECORD	PCT. RANK	GAMES	SCHEDULE	OF SCHEDULE	RPI	RPI	RPI	RPI
DIV. I ONLY	0- 12	338	0-10	258	300	343	343	32	32	
DIV. I NON-CONF.	0- 12	338	0-10	263	302	344	344	32	32	
TOTALS	RPI 1-25	RPI 26-50	W-L RECORDS	RPI 51-100	RPI 101-150	RPI 150+				
0- 12	0- 0	0- 0	OVERALL	0- 3	0- 2	0- 7				
0- 6	0- 0	0- 0	HOME	0- 2	0- 1	0- 3				
0- 5	0- 0	0- 0	AWAY	0- 1	0- 1	0- 3				
0- 1	0- 0	0- 0	NEUTRAL	0- 0	0- 0	0- 1				
0- 12	0- 0	0- 0	NON-CONFERENCE	0- 3	0- 2	0- 7				
0- 6	0- 0	0- 0	HOME	0- 2	0- 1	0- 3				
0- 5	0- 0	0- 0	AWAY	0- 1	0- 1	0- 3				
0- 1	0- 0	0- 0	NEUTRAL	0- 0	0- 0	0- 1				
0- 0	0- 0	0- 0	CONFERENCE	0- 0	0- 0	0- 0				
0- 0	0- 0	0- 0	HOME	0- 0	0- 0	0- 0				
0- 0	0- 0	0- 0	AWAY	0- 0	0- 0	0- 0				
0- 0	0- 0	0- 0	NEUTRAL	0- 0	0- 0	0- 0				

RPI 1-25				RPI 26-50				RPI 51-100				RPI 101+				Team's RPI: 343	
RPI	S	Opponent	Score	RPI	S	Opponent	Score	RPI	S	Opponent	Score	RPI	S	Opponent	Score		
								56	H	Arizona	50	82	116	A	Illinois	66	96
								80	H	Loyola Chicago	53	98	124	H	Green Bay	46	102
								90	A	UT Arlington	53	84	230	H	Western Ill.	78	88
													231	A	Western Mich.	69	90
													276	N	UC Santa Barbara	65	96
													280	H	Oakland	70	98
													309	A	Nevada	60	80
													325	H	UIC	61	73
													334	A	Evansville	42	76
LAST 10 Division I																	
				334	A	Evansville	42	76		276	N	UC Santa Barbara	65	96			
				231	A	Western Mich.	69	90		309	A	Nevada	60	80			
				230	H	Western Ill.	78	88		124	H	Green Bay	46	102			
				325	H	UIC	61	73		80	H	Loyola Chicago	53	98			
				56	H	Arizona	50	82		280	H	Oakland	70	98			

Non-Div I Games:

Chicago St.

■ Loss,
 ■ Non-Conf,
 S Site,
 ■ Home
 ■ Away
 N Neutral

Average RPI Win:	194	WON-LOST	WINNING	LAST 10	STRENGTH OF	OPP. STRENGTH	TEAM	ADJ.	CONF.	ADJ CONF.
Average RPI Loss:	44	RECORD	PCT. RANK	GAMES	SCHEDULE	OF SCHEDULE	RPI	RPI	RPI	RPI
DIV. I ONLY	8- 4	87	7-3	183	36	122	122	9	9	
DIV. I NON-CONF.	8- 4	86	7-3	182	36	122	122	9	9	
TOTALS	RPI 1-25	RPI 26-50	W-L RECORDS	RPI 51-100	RPI 101-150	RPI 150+				
8- 4	0- 2	0- 1	OVERALL	1- 1	1- 0	6- 0				
6- 2	0- 1	0- 1	HOME	1- 0	1- 0	4- 0				
2- 0	0- 0	0- 0	AWAY	0- 0	0- 0	2- 0				
0- 2	0- 1	0- 0	NEUTRAL	0- 1	0- 0	0- 0				
8- 4	0- 2	0- 1	NON-CONFERENCE	1- 1	1- 0	6- 0				
6- 2	0- 1	0- 1	HOME	1- 0	1- 0	4- 0				
2- 0	0- 0	0- 0	AWAY	0- 0	0- 0	2- 0				
0- 2	0- 1	0- 0	NEUTRAL	0- 1	0- 0	0- 0				
0- 0	0- 0	0- 0	CONFERENCE	0- 0	0- 0	0- 0				
0- 0	0- 0	0- 0	HOME	0- 0	0- 0	0- 0				
0- 0	0- 0	0- 0	AWAY	0- 0	0- 0	0- 0				
0- 0	0- 0	0- 0	NEUTRAL	0- 0	0- 0	0- 0				

RPI 1-25					RPI 26-50					RPI 51-100					RPI 101+					Team's RPI: 122	
RPI	S	Opponent	Score		RPI	S	Opponent	Score		RPI	S	Opponent	Score		RPI	S	Opponent	Score			
16	N	Iowa	61	69	38	H	Saint Louis	50	60	67	H	Ball St.	63	56	140	H	Miami (OH)	98	68		
21	H	Ohio St.	73	78						99	N	Bucknell	48	56	191	H	Alabama A&M	62	47		
															193	A	VCU	58	56		
															196	H	Utah	68	62		
															227	H	Chattanooga	72	53		
															247	A	Xavier	85	78		
															292	H	Pittsburgh	69	53		
LAST 10 Division I																					
					292	H	Pittsburgh	69	53	193	A	VCU	58	56							
					191	H	Alabama A&M	62	47	99	N	Bucknell	48	56							
					247	A	Xavier	85	78	16	N	Iowa	61	69							
					140	H	Miami (OH)	98	68	227	H	Chattanooga	72	53							
					21	H	Ohio St.	73	78	67	H	Ball St.	63	56							

Non-Div I Games:

Cincinnati

Clemson

Through Games Of Dec. 22, 2019

Average RPI Win:	244	WON-LOST	WINNING	LAST 10	STRENGTH OF	OPP. STRENGTH	TEAM	ADJ.	CONF.	ADJ CONF.
Average RPI Loss:	88	RECORD	PCT. RANK	GAMES	SCHEDULE	OF SCHEDULE	RPI	RPI	RPI	RPI
DIV. I ONLY	4- 8	233	3-7	61	123	184	184	3	3	
DIV. I NON-CONF.	4- 7	229	3-6	110	136	203	203	3	3	
TOTALS	RPI 1-25	RPI 26-50	W-L RECORDS	RPI 51-100	RPI 101-150	RPI 150+				
4- 8	0- 3	0- 1	OVERALL	1- 2	0- 0	3- 2				
2- 5	0- 2	0- 0	HOME	1- 2	0- 0	1- 1				
1- 2	0- 1	0- 0	AWAY	0- 0	0- 0	1- 1				
1- 1	0- 0	0- 1	NEUTRAL	0- 0	0- 0	1- 0				
4- 7	0- 2	0- 1	NON-CONFERENCE	1- 2	0- 0	3- 2				
2- 4	0- 1	0- 0	HOME	1- 2	0- 0	1- 1				
1- 2	0- 1	0- 0	AWAY	0- 0	0- 0	1- 1				
1- 1	0- 0	0- 1	NEUTRAL	0- 0	0- 0	1- 0				
0- 1	0- 1	0- 0	CONFERENCE	0- 0	0- 0	0- 0				
0- 1	0- 1	0- 0	HOME	0- 0	0- 0	0- 0				
0- 0	0- 0	0- 0	AWAY	0- 0	0- 0	0- 0				
0- 0	0- 0	0- 0	NEUTRAL	0- 0	0- 0	0- 0				

RPI S	Opponent	Score	RPI S	Opponent	Score	RPI S	Opponent	Score	RPI S	Opponent	Score	Team's RPI: 184
6	H South Carolina	48 84	45	N Maryland	44 63	61	H Furman	77 71	225	A Penn St.	55 68	
11	H Florida St.	64 81				74	H Alabama	54 67	251	H Navy	52 65	
16	A Iowa	60 74				77	H N.C. A&T	74 82	283	H Alabama St.	76 43	
									311	A Mercer	65 61	
									319	N Alcorn	77 46	
LAST 10 Division I												
77	H N.C. A&T	74 82	319	N Alcorn	77 46							
311	A Mercer	65 61	45	N Maryland	44 63							
11	H Florida St.	64 81	6	H South Carolina	48 84							
16	A Iowa	60 74	225	A Penn St.	55 68							
74	H Alabama	54 67	283	H Alabama St.	76 43							

Non-Div I Games:

Clemson

■ Loss,
 ■ Non-Conf,
 ■ S Site,
 ■ H Home
 ■ A Away
 N Neutral

Average RPI Win: 268		WON-LOST	WINNING	LAST 10	STRENGTH OF	OPP. STRENGTH	TEAM	ADJ.	CONF.	ADJ CONF.
Average RPI Loss: 114		RECORD	PCT. RANK	GAMES	SCHEDULE	OF SCHEDULE	RPI	RPI	RPI	RPI
DIV. I ONLY		8- 1	30	8-1	342	151	132	132	18	18
DIV. I NON-CONF.		8- 1	30	8-1	343	154	133	133	18	18
TOTALS	RPI 1-25		RPI 26-50		W-L RECORDS	RPI 51-100	RPI 101-150		RPI 150+	
8- 1	0- 0		0- 0		OVERALL	0- 0	1- 1		7- 0	
1- 0	0- 0		0- 0		HOME	0- 0	1- 0		0- 0	
7- 1	0- 0		0- 0		AWAY	0- 0	0- 1		7- 0	
0- 0	0- 0		0- 0		NEUTRAL	0- 0	0- 0		0- 0	
8- 1	0- 0		0- 0		NON-CONFERENCE	0- 0	1- 1		7- 0	
1- 0	0- 0		0- 0		HOME	0- 0	1- 0		0- 0	
7- 1	0- 0		0- 0		AWAY	0- 0	0- 1		7- 0	
0- 0	0- 0		0- 0		NEUTRAL	0- 0	0- 0		0- 0	
0- 0	0- 0		0- 0		CONFERENCE	0- 0	0- 0		0- 0	
0- 0	0- 0		0- 0		HOME	0- 0	0- 0		0- 0	
0- 0	0- 0		0- 0		AWAY	0- 0	0- 0		0- 0	
0- 0	0- 0		0- 0		NEUTRAL	0- 0	0- 0		0- 0	

RPI 1-25				RPI 26-50				RPI 51-100				RPI 101+				Team's RPI: 132	
RPI	S	Opponent	Score	RPI	S	Opponent	Score	RPI	S	Opponent	Score	RPI	S	Opponent	Score		
												114	A	Bowling Green	62	89	
												123	H	Akron	66	62	
												233	A	ETSU	62	54	
												239	A	Delaware St.	57	49	
												270	A	Omaha	79	66	
												275	A	St. Bonaventure	65	62	
												324	A	Hofstra	61	51	
												336	A	Western Caro.	68	61	
												342	A	LIU Brooklyn	79	49	
LAST 10 Division I																	
				270	A	Omaha	79 66	123	H	Akron	66 62						
				233	A	ETSU	62 54	275	A	St. Bonaventure	65 62						
				336	A	Western Caro.	68 61	324	A	Hofstra	61 51						
				239	A	Delaware St.	57 49	342	A	LIU Brooklyn	79 49						
								114	A	Bowling Green	62 89						

Non-Div I Games:	Davis & Elkins	110	41	Lake Erie	95	49
------------------	----------------	-----	----	-----------	----	----

Cleveland St.

■ Loss, ■ Non-Conf, S Site, H Home A Away N Neutral

Coastal Caro.

Through Games Of Dec. 22, 2019

Average RPI Win:	239	WON-LOST	WINNING	LAST 10	STRENGTH OF	OPP. STRENGTH	TEAM	ADJ.	CONF.	ADJ CONF.
Average RPI Loss:	97	RECORD	PCT. RANK	GAMES	SCHEDULE	OF SCHEDULE	RPI	RPI	RPI	RPI
DIV. I ONLY	7- 1	32	7-1	336	38	143	143	20	20	
DIV. I NON-CONF.	7- 1	32	7-1	337	38	145	145	20	20	
TOTALS	RPI 1-25	RPI 26-50	W-L RECORDS	RPI 51-100	RPI 101-150	RPI 150+				
7- 1	0- 0	0- 0	OVERALL	0- 1	1- 0	6- 0				
3- 1	0- 0	0- 0	HOME	0- 1	1- 0	2- 0				
3- 0	0- 0	0- 0	AWAY	0- 0	0- 0	3- 0				
1- 0	0- 0	0- 0	NEUTRAL	0- 0	0- 0	1- 0				
7- 1	0- 0	0- 0	NON-CONFERENCE	0- 1	1- 0	6- 0				
3- 1	0- 0	0- 0	HOME	0- 1	1- 0	2- 0				
3- 0	0- 0	0- 0	AWAY	0- 0	0- 0	3- 0				
1- 0	0- 0	0- 0	NEUTRAL	0- 0	0- 0	1- 0				
0- 0	0- 0	0- 0	CONFERENCE	0- 0	0- 0	0- 0				
0- 0	0- 0	0- 0	HOME	0- 0	0- 0	0- 0				
0- 0	0- 0	0- 0	AWAY	0- 0	0- 0	0- 0				
0- 0	0- 0	0- 0	NEUTRAL	0- 0	0- 0	0- 0				

RPI 1-25			RPI 26-50			RPI 51-100			RPI 101+			Team's RPI: 143
RPI	S	Opponent	Score	RPI	S	Opponent	Score	RPI	S	Opponent	Score	
						97	H Richmond	67	79	121	H UNC Greensboro	63 54
										167	H George Mason	74 59
										174	N Elon	76 65
										288	A UNCW	62 43
										291	A Wofford	78 73
										299	H Ark.-Pine Bluff	76 69
										336	A Western Caro.	66 43
LAST 10 Division I												
						174	N Elon	76	65	291	A Wofford	78 73
						288	A UNCW	62	43	121	H UNC Greensboro	63 54
						167	H George Mason	74	59	299	H Ark.-Pine Bluff	76 69
						97	H Richmond	67	79			
						336	A Western Caro.	66	43			

Non-Div I Games: UNC Pembroke 86 44 Wesleyan (GA) 132 32

Coastal Caro.

■ Loss,
 ■ Non-Conf,
 ■ S Site,
 ■ H Home
 ■ A Away
 N Neutral

Average RPI Win: 321						WON-LOST		WINNING		LAST 10		STRENGTH OF		OPP. STRENGTH		TEAM		ADJ.		CONF.		ADJ CONF.	
Average RPI Loss: 171						RECORD		PCT. RANK		GAMES		SCHEDULE		OF SCHEDULE		RPI		RPI		RPI		RPI	
DIV. I ONLY						5- 4		137		5-4		347		265		298		298		16		16	
DIV. I NON-CONF.						5- 4		134		5-4		348		266		299		299		16		16	
TOTALS						RPI 1-25		RPI 26-50		W-L RECORDS		RPI 51-100		RPI 101-150		RPI 150+							
5- 4						0- 0		0- 0		OVERALL		0- 0		0- 2		5- 2							
1- 2						0- 0		0- 0		HOME		0- 0		0- 1		1- 1							
4- 2						0- 0		0- 0		AWAY		0- 0		0- 1		4- 1							
0- 0						0- 0		0- 0		NEUTRAL		0- 0		0- 0		0- 0							
5- 4						0- 0		0- 0		NON-CONFERENCE		0- 0		0- 2		5- 2							
1- 2						0- 0		0- 0		HOME		0- 0		0- 1		1- 1							
4- 2						0- 0		0- 0		AWAY		0- 0		0- 1		4- 1							
0- 0						0- 0		0- 0		NEUTRAL		0- 0		0- 0		0- 0							
0- 0						0- 0		0- 0		CONFERENCE		0- 0		0- 0		0- 0							
0- 0						0- 0		0- 0		HOME		0- 0		0- 0		0- 0							
0- 0						0- 0		0- 0		AWAY		0- 0		0- 0		0- 0							
0- 0						0- 0		0- 0		NEUTRAL		0- 0		0- 0		0- 0							

RPI 1-25				RPI 26-50				RPI 51-100				RPI 101+				Team's RPI: 298				
RPI	S	Opponent	Score	RPI	S	Opponent	Score	RPI	S	Opponent	Score	RPI	S	Opponent	Score					
																121	H	UNC Greensboro	56	69
																131	A	Wake Forest	50	106
																167	H	George Mason	61	72
																265	A	Presbyterian	54	58
																296	A	High Point	79	70
																308	A	Winthrop	84	73
																323	H	N.C. Central	85	78
																330	A	Charleston So.	79	70
																349	A	South Carolina St.	76	55
LAST 10 Division I																				

Non-Div I Games:	Coker	82	57
------------------	-------	----	----

Col. of Charleston

Loss, Non-Conf, S Site, H Home A Away N Neutral

Average RPI Win:	230	WON-LOST	WINNING	LAST 10	STRENGTH OF	OPP. STRENGTH	TEAM	ADJ.	CONF.	ADJ CONF.
Average RPI Loss:	43	RECORD	PCT. RANK	GAMES	SCHEDULE	OF SCHEDULE	RPI	RPI	RPI	RPI
DIV. I ONLY	8- 3	69	7-3	229	60	69	69	13	13	
DIV. I NON-CONF.	8- 3	68	7-3	231	60	68	68	13	13	
TOTALS	RPI 1-25	RPI 26-50	W-L RECORDS	RPI 51-100	RPI 101-150	RPI 150+				
8- 3	0- 1	0- 1	OVERALL	1- 1	0- 0	7- 0				
5- 0	0- 0	0- 0	HOME	1- 0	0- 0	4- 0				
3- 3	0- 1	0- 1	AWAY	0- 1	0- 0	3- 0				
0- 0	0- 0	0- 0	NEUTRAL	0- 0	0- 0	0- 0				
8- 3	0- 1	0- 1	NON-CONFERENCE	1- 1	0- 0	7- 0				
5- 0	0- 0	0- 0	HOME	1- 0	0- 0	4- 0				
3- 3	0- 1	0- 1	AWAY	0- 1	0- 0	3- 0				
0- 0	0- 0	0- 0	NEUTRAL	0- 0	0- 0	0- 0				
0- 0	0- 0	0- 0	CONFERENCE	0- 0	0- 0	0- 0				
0- 0	0- 0	0- 0	HOME	0- 0	0- 0	0- 0				
0- 0	0- 0	0- 0	AWAY	0- 0	0- 0	0- 0				
0- 0	0- 0	0- 0	NEUTRAL	0- 0	0- 0	0- 0				

RPI 1-25				RPI 26-50				RPI 51-100				RPI 101+			
RPI	S	Opponent	Score	RPI	S	Opponent	Score	RPI	S	Opponent	Score	RPI	S	Opponent	Score
18	A	Northwestern	44 73	38	A	Saint Louis	51 61	57	H	Yale	70 67	168	A	Cornell	62 58
								74	A	Alabama	52 72	211	H	Wagner	74 58
												232	H	Niagara	85 72
												244	H	UMass Lowell	73 51
												281	H	Siena	88 51
												306	A	NJIT	79 52
												340	A	Canisius	90 69
LAST 10 Division I															
232	H	Niagara	85 72	211	H	Wagner	74 58								
18	A	Northwestern	44 73	74	A	Alabama	52 72								
38	A	Saint Louis	51 61	281	H	Siena	88 51								
340	A	Canisius	90 69	168	A	Cornell	62 58								
57	H	Yale	70 67	244	H	UMass Lowell	73 51								

Non-Div I Games:

Colgate

■ Loss,
 ■ Non-Conf, S Site,
 ■ Home
 ■ Away
 N Neutral

Average RPI Win:	209	WON-LOST	WINNING	LAST 10	STRENGTH OF	OPP. STRENGTH	TEAM	ADJ.	CONF.	ADJ CONF.
Average RPI Loss:	0	RECORD	PCT. RANK	GAMES	SCHEDULE	OF SCHEDULE	RPI	RPI	RPI	RPI
DIV. I ONLY	11- 0	1	10-0	267	148	47	47	1	1	
DIV. I NON-CONF.	11- 0	1	10-0	272	152	48	48	1	1	
TOTALS	RPI 1-25	RPI 26-50	W-L RECORDS	RPI 51-100	RPI 101-150	RPI 150+				
11- 0	0- 0	0- 0	OVERALL	2- 0	1- 0	8- 0				
6- 0	0- 0	0- 0	HOME	2- 0	0- 0	4- 0				
4- 0	0- 0	0- 0	AWAY	0- 0	0- 0	4- 0				
1- 0	0- 0	0- 0	NEUTRAL	0- 0	1- 0	0- 0				
11- 0	0- 0	0- 0	NON-CONFERENCE	2- 0	1- 0	8- 0				
6- 0	0- 0	0- 0	HOME	2- 0	0- 0	4- 0				
4- 0	0- 0	0- 0	AWAY	0- 0	0- 0	4- 0				
1- 0	0- 0	0- 0	NEUTRAL	0- 0	1- 0	0- 0				
0- 0	0- 0	0- 0	CONFERENCE	0- 0	0- 0	0- 0				
0- 0	0- 0	0- 0	HOME	0- 0	0- 0	0- 0				
0- 0	0- 0	0- 0	AWAY	0- 0	0- 0	0- 0				
0- 0	0- 0	0- 0	NEUTRAL	0- 0	0- 0	0- 0				

RPI 1-25				RPI 26-50				Team's RPI: 47				RPI 51-100				RPI 101+			
RPI	S	Opponent	Score	RPI	S	Opponent	Score	RPI	S	Opponent	Score	RPI	S	Opponent	Score	RPI	S	Opponent	Score
								83	H	Wisconsin	74 57	138	N	UAB	77 69				
								85	H	Texas Southern	74 50					183	A	Tulane	62 52
																188	A	Wyoming	66 56
																203	H	Jacksonville	66 44
																247	A	Xavier	62 53
																278	H	Denver	96 70
																289	H	Indiana St.	59 46
																295	A	Colorado St.	79 75
																306	H	NJIT	80 57
LAST 10 Division I																			
				247	A	Xavier	62 53					183	A	Tulane	62 52				
				85	H	Texas Southern	74 50					138	N	UAB	77 69				
				289	H	Indiana St.	59 46					278	H	Denver	96 70				
				203	H	Jacksonville	66 44					188	A	Wyoming	66 56				
				295	A	Colorado St.	79 75					83	H	Wisconsin	74 57				

Non-Div I Games:

Colorado

Loss, Non-Conf, S Site, H Home A Away N Neutral

Average RPI Win:	279	WON-LOST	WINNING	LAST 10	STRENGTH OF	OPP. STRENGTH	TEAM	ADJ.	CONF.	ADJ CONF.
Average RPI Loss:	149	RECORD	PCT. RANK	GAMES	SCHEDULE	OF SCHEDULE	RPI	RPI	RPI	RPI
DIV. I ONLY	4- 7	229	3-7	270	261	295	295	23	23	
DIV. I NON-CONF.	4- 5	195	3-5	287	268	284	284	24	24	
TOTALS	RPI 1-25	RPI 26-50	W-L RECORDS	RPI 51-100	RPI 101-150	RPI 150+				
4- 7	0- 0	0- 1	OVERALL	0- 2	0- 1	4- 3				
3- 3	0- 0	0- 1	HOME	0- 1	0- 0	3- 1				
1- 4	0- 0	0- 0	AWAY	0- 1	0- 1	1- 2				
0- 0	0- 0	0- 0	NEUTRAL	0- 0	0- 0	0- 0				
4- 5	0- 0	0- 1	NON-CONFERENCE	0- 1	0- 1	4- 2				
3- 2	0- 0	0- 1	HOME	0- 0	0- 0	3- 1				
1- 3	0- 0	0- 0	AWAY	0- 1	0- 1	1- 1				
0- 0	0- 0	0- 0	NEUTRAL	0- 0	0- 0	0- 0				
0- 2	0- 0	0- 0	CONFERENCE	0- 1	0- 0	0- 1				
0- 1	0- 0	0- 0	HOME	0- 1	0- 0	0- 0				
0- 1	0- 0	0- 0	AWAY	0- 0	0- 0	0- 1				
0- 0	0- 0	0- 0	NEUTRAL	0- 0	0- 0	0- 0				

RPI S	Opponent	Score	RPI S	Opponent	Score	RPI S	Opponent	Score	RPI S	Opponent	Score	Team's RPI: 295
47	H Colorado	75 79	66	H Boise St.	69 72	133	A Tennessee	41 79				
			93	A Idaho	54 61	153	H Northern Ill.	75 80				
						161	A Northern Colo.	75 58				
						252	A Tulsa	55 61				
						269	H UC Riverside	52 40				
						300	A San Diego St.	49 59				
						335	H Mississippi Val.	65 46				
						351	H Incarnate Word	75 47				
LAST 10 Division I												
66	H Boise St.	69 72	252	A Tulsa	55 61							
300	A San Diego St.	49 59	335	H Mississippi Val.	65 46							
269	H UC Riverside	52 40	133	A Tennessee	41 79							
351	H Incarnate Word	75 47	153	H Northern Ill.	75 80							
47	H Colorado	75 79	93	A Idaho	54 61							

Non-Div I Games: Western St. 56 47 Chadron St. 102 51

Colorado St.

Average RPI Win:	204	WON-LOST	WINNING	LAST 10	STRENGTH OF	OPP. STRENGTH	TEAM	ADJ.	CONF.	ADJ CONF.
Average RPI Loss:	181	RECORD	PCT. RANK	GAMES	SCHEDULE	OF SCHEDULE	RPI	RPI	RPI	RPI
DIV. I ONLY	7- 3	79	7-3	280	201	162	162	8	8	
DIV. I NON-CONF.	7- 3	78	7-3	283	202	163	163	8	8	
TOTALS	RPI 1-25	RPI 26-50	W-L RECORDS	RPI 51-100	RPI 101-150	RPI 150+				
7- 3	0- 0	0- 0	OVERALL	0- 1	2- 1	5- 1				
5- 1	0- 0	0- 0	HOME	0- 0	2- 1	3- 0				
2- 2	0- 0	0- 0	AWAY	0- 1	0- 0	2- 1				
0- 0	0- 0	0- 0	NEUTRAL	0- 0	0- 0	0- 0				
7- 3	0- 0	0- 0	NON-CONFERENCE	0- 1	2- 1	5- 1				
5- 1	0- 0	0- 0	HOME	0- 0	2- 1	3- 0				
2- 2	0- 0	0- 0	AWAY	0- 1	0- 0	2- 1				
0- 0	0- 0	0- 0	NEUTRAL	0- 0	0- 0	0- 0				
0- 0	0- 0	0- 0	CONFERENCE	0- 0	0- 0	0- 0				
0- 0	0- 0	0- 0	HOME	0- 0	0- 0	0- 0				
0- 0	0- 0	0- 0	AWAY	0- 0	0- 0	0- 0				
0- 0	0- 0	0- 0	NEUTRAL	0- 0	0- 0	0- 0				

RPI 1-25				RPI 26-50				RPI 51-100				RPI 101+				Team's RPI: 162	
RPI	S	Opponent	Score	RPI	S	Opponent	Score	RPI	S	Opponent	Score	RPI	S	Opponent	Score		
								72	A	Buffalo	75	82	128	H	Davidson	63	60
													142	H	Fordham	70	51
													146	H	Saint Joseph's	57	71
													165	A	Robert Morris	61	59
													198	H	Milwaukee	74	46
													238	H	Georgetown	54	49
													254	A	Army West Point	71	62
													306	H	NJIT	99	43
													326	A	Albany (NY)	78	82
LAST 10 Division I																	
				198	H	Milwaukee	74	46				306	H	NJIT	99	43	
				254	A	Army West Point	71	62				128	H	Davidson	63	60	
				165	A	Robert Morris	61	59				238	H	Georgetown	54	49	
				72	A	Buffalo	75	82				146	H	Saint Joseph's	57	71	
				142	H	Fordham	70	51				326	A	Albany (NY)	78	82	

Non-Div I Games:

Columbia

Average RPI Win:	0	WON-LOST	WINNING	LAST 10	STRENGTH OF	OPP. STRENGTH	TEAM	ADJ.	CONF.	ADJ CONF.
Average RPI Loss:	174	RECORD	PCT. RANK	GAMES	SCHEDULE	OF SCHEDULE	RPI	RPI	RPI	RPI
DIV. I ONLY	0- 10	338	0-10	211	293	337	337	31	31	
DIV. I NON-CONF.	0- 10	338	0-10	214	295	337	337	31	31	
TOTALS	RPI 1-25	RPI 26-50	W-L RECORDS	RPI 51-100	RPI 101-150	RPI 150+				
0- 10	0- 1	0- 2	OVERALL	0- 0	0- 2	0- 5				
0- 2	0- 0	0- 0	HOME	0- 0	0- 0	0- 2				
0- 8	0- 1	0- 2	AWAY	0- 0	0- 2	0- 3				
0- 0	0- 0	0- 0	NEUTRAL	0- 0	0- 0	0- 0				
0- 10	0- 1	0- 2	NON-CONFERENCE	0- 0	0- 2	0- 5				
0- 2	0- 0	0- 0	HOME	0- 0	0- 0	0- 2				
0- 8	0- 1	0- 2	AWAY	0- 0	0- 2	0- 3				
0- 0	0- 0	0- 0	NEUTRAL	0- 0	0- 0	0- 0				
0- 0	0- 0	0- 0	CONFERENCE	0- 0	0- 0	0- 0				
0- 0	0- 0	0- 0	HOME	0- 0	0- 0	0- 0				
0- 0	0- 0	0- 0	AWAY	0- 0	0- 0	0- 0				
0- 0	0- 0	0- 0	NEUTRAL	0- 0	0- 0	0- 0				

RPI 1-25				RPI 26-50				RPI 51-100				RPI 101+ Team's RPI: 337			
RPI	S	Opponent	Score	RPI	S	Opponent	Score	RPI	S	Opponent	Score	RPI	S	Opponent	Score
22	A	South Dakota	44 82	41	A	Rutgers	33 107					115	A	George Washington	35 54
				42	A	West Virginia	47 82					120	A	South Dakota St.	41 94
												173	A	La Salle	46 79
												232	H	Niagara	67 82
												320	A	Marshall	47 60
												332	A	UMBC	48 71
												339	H	Saint Peter's	57 82
LAST 10 Division I															
115	A	George Washington	35 54	232	H	Niagara	67 82								
173	A	La Salle	46 79	22	A	South Dakota	44 82								
42	A	West Virginia	47 82	120	A	South Dakota St.	41 94								
320	A	Marshall	47 60	332	A	UMBC	48 71								
339	H	Saint Peter's	57 82	41	A	Rutgers	33 107								

Non-Div I Games:

Coppin St.

Average RPI Win:	269	WON-LOST	WINNING	LAST 10	STRENGTH OF	OPP. STRENGTH	TEAM	ADJ.	CONF.	ADJ CONF.
Average RPI Loss:	72	RECORD	PCT. RANK	GAMES	SCHEDULE	OF SCHEDULE	RPI	RPI	RPI	RPI
DIV. I ONLY	5- 4	137	5-4	170	237	168	168	8	8	
DIV. I NON-CONF.	5- 4	134	5-4	171	239	169	169	8	8	
TOTALS	RPI 1-25	RPI 26-50	W-L RECORDS	RPI 51-100	RPI 101-150	RPI 150+				
5- 4	0- 1	0- 0	OVERALL	0- 2	0- 1	5- 0				
2- 3	0- 0	0- 0	HOME	0- 2	0- 1	2- 0				
3- 1	0- 1	0- 0	AWAY	0- 0	0- 0	3- 0				
0- 0	0- 0	0- 0	NEUTRAL	0- 0	0- 0	0- 0				
5- 4	0- 1	0- 0	NON-CONFERENCE	0- 2	0- 1	5- 0				
2- 3	0- 0	0- 0	HOME	0- 2	0- 1	2- 0				
3- 1	0- 1	0- 0	AWAY	0- 0	0- 0	3- 0				
0- 0	0- 0	0- 0	NEUTRAL	0- 0	0- 0	0- 0				
0- 0	0- 0	0- 0	CONFERENCE	0- 0	0- 0	0- 0				
0- 0	0- 0	0- 0	HOME	0- 0	0- 0	0- 0				
0- 0	0- 0	0- 0	AWAY	0- 0	0- 0	0- 0				
0- 0	0- 0	0- 0	NEUTRAL	0- 0	0- 0	0- 0				

RPI 1-25				RPI 26-50				RPI 51-100				RPI 101+				Team's RPI: 168
RPI	S	Opponent	Score	RPI	S	Opponent	Score	RPI	S	Opponent	Score	RPI	S	Opponent	Score	
17	A	TCU	49 59					69	H	Colgate	58 62	108	H	Binghamton	56 59	
								95	H	Duquesne	62 72	232	H	Niagara	82 59	
												239	A	Delaware St.	77 51	
												244	A	UMass Lowell	70 56	
												306	H	NJIT	68 44	
												326	A	Albany (NY)	71 51	
LAST 10 Division I																
239	A	Delaware St.	77 51	95	H	Duquesne	62 72	108	H	Binghamton	56 59					
232	H	Niagara	82 59	244	A	UMass Lowell	70 56									
306	H	NJIT	68 44	326	A	Albany (NY)	71 51									
69	H	Colgate	58 62													
17	A	TCU	49 59													

Non-Div I Games:

Cornell

Creighton

Through Games Of Dec. 22, 2019

Average RPI Win:	133	WON-LOST	WINNING	LAST 10	STRENGTH OF	OPP. STRENGTH	TEAM	ADJ.	CONF.	ADJ CONF.
Average RPI Loss:	36	RECORD	PCT. RANK	GAMES	SCHEDULE	OF SCHEDULE	RPI	RPI	RPI	RPI
DIV. I ONLY	8- 3	69	7-3	17	87	14	14	6	6	
DIV. I NON-CONF.	8- 3	68	7-3	17	87	14	14	6	6	
TOTALS	RPI 1-25	RPI 26-50	W-L RECORDS	RPI 51-100	RPI 101-150	RPI 150+				
8- 3	0- 1	2- 1	OVERALL	1- 1	3- 0	2- 0				
4- 0	0- 0	1- 0	HOME	0- 0	2- 0	1- 0				
2- 3	0- 1	0- 1	AWAY	0- 1	1- 0	1- 0				
2- 0	0- 0	1- 0	NEUTRAL	1- 0	0- 0	0- 0				
8- 3	0- 1	2- 1	NON-CONFERENCE	1- 1	3- 0	2- 0				
4- 0	0- 0	1- 0	HOME	0- 0	2- 0	1- 0				
2- 3	0- 1	0- 1	AWAY	0- 1	1- 0	1- 0				
2- 0	0- 0	1- 0	NEUTRAL	1- 0	0- 0	0- 0				
0- 0	0- 0	0- 0	CONFERENCE	0- 0	0- 0	0- 0				
0- 0	0- 0	0- 0	HOME	0- 0	0- 0	0- 0				
0- 0	0- 0	0- 0	AWAY	0- 0	0- 0	0- 0				
0- 0	0- 0	0- 0	NEUTRAL	0- 0	0- 0	0- 0				

RPI 1-25				RPI 26-50				RPI 51-100				RPI 101+			
RPI	S	Opponent	Score	RPI	S	Opponent	Score	RPI	S	Opponent	Score	RPI	S	Opponent	Score
22	A	South Dakota	65 72	34	A	Drake	53 63	53	A	Arizona St.	55 70	101	A	Nebraska	79 74
				36	H	UNI	57 54	68	N	Temple	69 59	120	H	South Dakota St.	61 48
				42	N	West Virginia	82 75					136	H	Wichita St.	56 46
												270	A	Omaha	67 54
												287	H	North Dakota St.	70 59
LAST 10 Division I															
				68	N	Temple	69 59	53	A	Arizona St.	55 70				
				42	N	West Virginia	82 75	136	H	Wichita St.	56 46				
				101	A	Nebraska	79 74	36	H	UNI	57 54				
				287	H	North Dakota St.	70 59	22	A	South Dakota	65 72				
				34	A	Drake	53 63	120	H	South Dakota St.	61 48				

Non-Div I Games:

Creighton

Loss, Non-Conf, S Site, H Home A Away N Neutral

Average RPI Win:	245	WON-LOST	WINNING	LAST 10	STRENGTH OF	OPP. STRENGTH	TEAM	ADJ.	CONF.	ADJ CONF.
Average RPI Loss:	139	RECORD	PCT. RANK	GAMES	SCHEDULE	OF SCHEDULE	RPI	RPI	RPI	RPI
DIV. I ONLY	6- 5	149	5-5	250	185	175	175	8	8	
DIV. I NON-CONF.	6- 5	148	5-5	253	187	175	175	8	8	
TOTALS	RPI 1-25	RPI 26-50	W-L RECORDS	RPI 51-100	RPI 101-150	RPI 150+				
6- 5	0- 1	0- 0	OVERALL	0- 1	1- 0	5- 3				
4- 1	0- 0	0- 0	HOME	0- 0	1- 0	3- 1				
2- 4	0- 1	0- 0	AWAY	0- 1	0- 0	2- 2				
0- 0	0- 0	0- 0	NEUTRAL	0- 0	0- 0	0- 0				
6- 5	0- 1	0- 0	NON-CONFERENCE	0- 1	1- 0	5- 3				
4- 1	0- 0	0- 0	HOME	0- 0	1- 0	3- 1				
2- 4	0- 1	0- 0	AWAY	0- 1	0- 0	2- 2				
0- 0	0- 0	0- 0	NEUTRAL	0- 0	0- 0	0- 0				
0- 0	0- 0	0- 0	CONFERENCE	0- 0	0- 0	0- 0				
0- 0	0- 0	0- 0	HOME	0- 0	0- 0	0- 0				
0- 0	0- 0	0- 0	AWAY	0- 0	0- 0	0- 0				
0- 0	0- 0	0- 0	NEUTRAL	0- 0	0- 0	0- 0				

RPI 1-25				RPI 26-50				RPI 51-100				RPI 101+ Team's RPI: 175			
RPI	S	Opponent	Score	RPI	S	Opponent	Score	RPI	S	Opponent	Score	RPI	S	Opponent	Score
18	A	Northwestern	37 79					80	A	Loyola Chicago	40 61	126	H	Merrimack	57 52
												170	H	Texas St.	51 61
												210	A	Boston U.	56 74
												219	A	Manhattan	58 70
												244	A	UMass Lowell	62 51
												248	H	Vermont	72 55
												261	H	Maine	57 41
												274	A	Fairfield	52 51
												318	H	New Hampshire	66 47
LAST 10 Division I															
261	H	Maine	57 41	210	A	Boston U.	56 74								
18	A	Northwestern	37 79	318	H	New Hampshire	66 47								
80	A	Loyola Chicago	40 61	170	H	Texas St.	51 61								
219	A	Manhattan	58 70	244	A	UMass Lowell	62 51								
274	A	Fairfield	52 51	126	H	Merrimack	57 52								

Non-Div I Games:

Dartmouth

■ Loss,
 ■ Non-Conf,
 ■ S Site,
 ■ H Home
 ■ A Away
 N Neutral

Davidson

Through Games Of Dec. 22, 2019

Average RPI Win:	257	WON-LOST	WINNING	LAST 10	STRENGTH OF	OPP. STRENGTH	TEAM	ADJ.	CONF.	ADJ CONF.
Average RPI Loss:	62	RECORD	PCT. RANK	GAMES	SCHEDULE	OF SCHEDULE	RPI	RPI	RPI	RPI
DIV. I ONLY	6- 5	149	5-5	227	85	128	128	11	11	
DIV. I NON-CONF.	6- 5	148	5-5	229	85	129	129	11	11	
TOTALS	RPI 1-25	RPI 26-50	W-L RECORDS	RPI 51-100	RPI 101-150	RPI 150+				
6- 5	0- 1	0- 2	OVERALL	0- 1	0- 0	6- 1				
2- 1	0- 0	0- 1	HOME	0- 0	0- 0	2- 0				
3- 4	0- 1	0- 1	AWAY	0- 1	0- 0	3- 1				
1- 0	0- 0	0- 0	NEUTRAL	0- 0	0- 0	1- 0				
6- 5	0- 1	0- 2	NON-CONFERENCE	0- 1	0- 0	6- 1				
2- 1	0- 0	0- 1	HOME	0- 0	0- 0	2- 0				
3- 4	0- 1	0- 1	AWAY	0- 1	0- 0	3- 1				
1- 0	0- 0	0- 0	NEUTRAL	0- 0	0- 0	1- 0				
0- 0	0- 0	0- 0	CONFERENCE	0- 0	0- 0	0- 0				
0- 0	0- 0	0- 0	HOME	0- 0	0- 0	0- 0				
0- 0	0- 0	0- 0	AWAY	0- 0	0- 0	0- 0				
0- 0	0- 0	0- 0	NEUTRAL	0- 0	0- 0	0- 0				

RPI 1-25				RPI 26-50				RPI 51-100				RPI 101+ Team's RPI: 128			
RPI	S	Opponent	Score	RPI	S	Opponent	Score	RPI	S	Opponent	Score	RPI	S	Opponent	Score
24	A	Duke	52 82	26	A	Virginia Tech	68 88	63	A	Drexel	63 74	162	A	Columbia	60 63
				37	H	Charlotte	64 75					215	N	UC Irvine	78 72
												226	A	UMKC	74 64
												233	A	ETSU	75 60
												238	H	Georgetown	66 52
												296	A	High Point	73 63
												336	H	Western Caro.	101 51
LAST 10 Division I															
24	A	Duke	52 82	37	H	Charlotte	64 75								
26	A	Virginia Tech	68 88	162	A	Columbia	60 63								
336	H	Western Caro.	101 51	296	A	High Point	73 63								
226	A	UMKC	74 64	233	A	ETSU	75 60								
215	N	UC Irvine	78 72	63	A	Drexel	63 74								

Non-Div I Games: Newberry 75 46

Davidson

■ Loss,
 ■ Non-Conf,
 ■ S Site,
 ■ H Home
 ■ A Away
 N Neutral

Average RPI Win: 250

Average RPI Loss: 54

WON-LOST

WINNING

LAST 10

STRENGTH OF

OPP. STRENGTH

TEAM

ADJ.

CONF.

ADJ CONF.

RECORD

PCT. RANK

GAMES

SCHEDULE

OF SCHEDULE

RPI

RPI

RPI

RPI

DIV. I ONLY

6- 7

185

4-6

91

62

127

127

11

11

DIV. I NON-CONF.

6- 7

183

4-6

92

62

128

128

11

11

TOTALS

RPI 1-25

RPI 26-50

W-L RECORDS

RPI 51-100

RPI 101-150

RPI 150+

6- 7

0- 3

0- 0

OVERALL

0- 3

0- 1

6- 0

2- 2

0- 2

0- 0

HOME

0- 0

0- 0

2- 0

2- 2

0- 0

0- 0

AWAY

0- 2

0- 0

2- 0

2- 3

0- 1

0- 0

NEUTRAL

0- 1

0- 1

2- 0

6- 7

0- 3

0- 0

NON-CONFERENCE

0- 3

0- 1

6- 0

2- 2

0- 2

0- 0

HOME

0- 0

0- 0

2- 0

2- 2

0- 0

0- 0

AWAY

0- 2

0- 0

2- 0

2- 3

0- 1

0- 0

NEUTRAL

0- 1

0- 1

2- 0

0- 0

0- 0

0- 0

CONFERENCE

0- 0

0- 0

0- 0

0- 0

0- 0

0- 0

HOME

0- 0

0- 0

0- 0

0- 0

0- 0

0- 0

AWAY

0- 0

0- 0

0- 0

0- 0

0- 0

0- 0

NEUTRAL

0- 0

0- 0

0- 0

RPI 1-25

RPI 26-50

RPI 51-100

RPI 101+

Team's RPI: 127

RPI	S	Opponent	Score
1	H	UConn	37 75
6	H	South Carolina	49 75
7	N	Gonzaga	65 76

RPI	S	Opponent	Score
-----	---	----------	-------

RPI	S	Opponent	Score
62	A	Central Mich.	80 81
72	A	Buffalo	59 67
100	N	Auburn	74 76

RPI	S	Opponent	Score
131	N	Wake Forest	59 78
189	A	Northeastern	71 60
190	A	Toledo	60 42
240	N	East Carolina	94 68
261	N	Maine	78 49
304	H	Morehead St.	58 41
315	H	Lipscomb	82 60

LAST 10 Division I

261	N	Maine	78	49	240	N	East Carolina	94	68
100	N	Auburn	74	76	131	N	Wake Forest	59	78
7	N	Gonzaga	65	76	72	A	Buffalo	59	67
1	H	UConn	37	75	304	H	Morehead St.	58	41
62	A	Central Mich.	80	81	189	A	Northeastern	71	60

Non-Div I Games:

Dayton

Loss, Non-Conf, S Site, H Home A Away N Neutral

Average RPI Win:	125	WON-LOST	WINNING	LAST 10	STRENGTH OF	OPP. STRENGTH	TEAM	ADJ.	CONF.	ADJ CONF.
Average RPI Loss:	3	RECORD	PCT. RANK	GAMES	SCHEDULE	OF SCHEDULE	RPI	RPI	RPI	RPI
DIV. I ONLY	10- 2	34	8-2	27	9	8	8	6	6	
DIV. I NON-CONF.	10- 2	34	8-2	26	9	9	9	6	6	
TOTALS	RPI 1-25	RPI 26-50	W-L RECORDS	RPI 51-100	RPI 101-150	RPI 150+				
10- 2	1- 2	1- 0	OVERALL	3- 0	2- 0	3- 0				
6- 1	0- 1	1- 0	HOME	1- 0	1- 0	3- 0				
4- 1	1- 1	0- 0	AWAY	2- 0	1- 0	0- 0				
0- 0	0- 0	0- 0	NEUTRAL	0- 0	0- 0	0- 0				
10- 2	1- 2	1- 0	NON-CONFERENCE	3- 0	2- 0	3- 0				
6- 1	0- 1	1- 0	HOME	1- 0	1- 0	3- 0				
4- 1	1- 1	0- 0	AWAY	2- 0	1- 0	0- 0				
0- 0	0- 0	0- 0	NEUTRAL	0- 0	0- 0	0- 0				
0- 0	0- 0	0- 0	CONFERENCE	0- 0	0- 0	0- 0				
0- 0	0- 0	0- 0	HOME	0- 0	0- 0	0- 0				
0- 0	0- 0	0- 0	AWAY	0- 0	0- 0	0- 0				
0- 0	0- 0	0- 0	NEUTRAL	0- 0	0- 0	0- 0				

RPI	S	Opponent	Score	RPI	S	Opponent	Score	RPI	S	Opponent	Score	RPI	S	Opponent	Score
1	H	UConn	74 84	30	H	Miami (FL)	89 83	63	H	Drexel	81 57	124	A	Green Bay	76 65
5	A	Oregon St.	77 98					73	A	Notre Dame	105 94	140	H	Miami (OH)	98 79
18	A	Northwestern	70 68					80	A	Loyola Chicago	83 76	198	H	Milwaukee	94 65
												241	H	Arkansas St.	109 64
												283	H	Alabama St.	105 76
LAST 10 Division I															
124	A	Green Bay	76 65	80	A	Loyola Chicago	83 76								
18	A	Northwestern	70 68	1	H	UConn	74 84								
198	H	Milwaukee	94 65	283	H	Alabama St.	105 76								
30	H	Miami (FL)	89 83	73	A	Notre Dame	105 94								
241	H	Arkansas St.	109 64	5	A	Oregon St.	77 98								

Non-Div I Games:

DePaul

Delaware

Through Games Of Dec. 22, 2019

Average RPI Win:	163	WON-LOST	WINNING	LAST 10	STRENGTH OF	OPP. STRENGTH	TEAM	ADJ.	CONF.	ADJ CONF.
Average RPI Loss:	131	RECORD	PCT. RANK	GAMES	SCHEDULE	OF SCHEDULE	RPI	RPI	RPI	RPI
DIV. I ONLY	3- 7	253	3-7	150	104	199	199	16	16	
DIV. I NON-CONF.	3- 7	251	3-7	150	104	198	198	16	16	
TOTALS	RPI 1-25	RPI 26-50	W-L RECORDS	RPI 51-100	RPI 101-150	RPI 150+				
3- 7	0- 0	0- 2	OVERALL	0- 1	1- 2	2- 2				
0- 3	0- 0	0- 0	HOME	0- 0	0- 1	0- 2				
2- 4	0- 0	0- 2	AWAY	0- 1	0- 1	2- 0				
1- 0	0- 0	0- 0	NEUTRAL	0- 0	1- 0	0- 0				
3- 7	0- 0	0- 2	NON-CONFERENCE	0- 1	1- 2	2- 2				
0- 3	0- 0	0- 0	HOME	0- 0	0- 1	0- 2				
2- 4	0- 0	0- 2	AWAY	0- 1	0- 1	2- 0				
1- 0	0- 0	0- 0	NEUTRAL	0- 0	1- 0	0- 0				
0- 0	0- 0	0- 0	CONFERENCE	0- 0	0- 0	0- 0				
0- 0	0- 0	0- 0	HOME	0- 0	0- 0	0- 0				
0- 0	0- 0	0- 0	AWAY	0- 0	0- 0	0- 0				
0- 0	0- 0	0- 0	NEUTRAL	0- 0	0- 0	0- 0				

RPI S	Opponent	Score	RPI S	Opponent	Score	RPI S	Opponent	Score	RPI S	Opponent	Score	Team's RPI: 199
37	A Charlotte	57 61	45	A Maryland	55 99	79	A UCF	49 75	115	H George Washington	49 63	
									117	N Santa Clara	81 80	
									144	A Gardner-Webb	65 67	
									165	A Robert Morris	73 62	
									208	A Cal St. Fullerton	72 55	
									239	H Delaware St.	64 67	
									261	H Maine	56 69	
LAST 10 Division I												
117	N Santa Clara	81 80	37	A Charlotte	57 61	144	A Gardner-Webb	65 67	115	H George Washington	49 63	
208	A Cal St. Fullerton	72 55	79	A UCF	49 75	165	A Robert Morris	73 62	239	H Delaware St.	64 67	
45	A Maryland	55 99	45	A Maryland	55 99	115	H George Washington	49 63	261	H Maine	56 69	
239	H Delaware St.	64 67	239	H Delaware St.	64 67	261	H Maine	56 69				

Non-Div I Games:

Delaware

Loss, Non-Conf, S Site, H Home A Away N Neutral

Average RPI Win:	269	WON-LOST	WINNING	LAST 10	STRENGTH OF	OPP. STRENGTH	TEAM	ADJ.	CONF.	ADJ CONF.
Average RPI Loss:	135	RECORD	PCT. RANK	GAMES	SCHEDULE	OF SCHEDULE	RPI	RPI	RPI	RPI
DIV. I ONLY	2- 8	298	2-8	42	339	239	239	31	31	
DIV. I NON-CONF.	2- 8	297	2-8	43	339	239	239	31	31	
TOTALS	RPI 1-25	RPI 26-50	W-L RECORDS	RPI 51-100	RPI 101-150	RPI 150+				
2- 8	0- 0	0- 1	OVERALL	0- 2	0- 2	2- 3				
1- 5	0- 0	0- 0	HOME	0- 1	0- 2	1- 2				
1- 3	0- 0	0- 1	AWAY	0- 1	0- 0	1- 1				
0- 0	0- 0	0- 0	NEUTRAL	0- 0	0- 0	0- 0				
2- 8	0- 0	0- 1	NON-CONFERENCE	0- 2	0- 2	2- 3				
1- 5	0- 0	0- 0	HOME	0- 1	0- 2	1- 2				
1- 3	0- 0	0- 1	AWAY	0- 1	0- 0	1- 1				
0- 0	0- 0	0- 0	NEUTRAL	0- 0	0- 0	0- 0				
0- 0	0- 0	0- 0	CONFERENCE	0- 0	0- 0	0- 0				
0- 0	0- 0	0- 0	HOME	0- 0	0- 0	0- 0				
0- 0	0- 0	0- 0	AWAY	0- 0	0- 0	0- 0				
0- 0	0- 0	0- 0	NEUTRAL	0- 0	0- 0	0- 0				

RPI S	Opponent	Score	RPI S	Opponent	Score	RPI S	Opponent	Score	RPI S	Opponent	Score	Team's RPI: 239
40	A James Madison	64 83	86	H Lehigh	38 68	108	H Binghamton	66 75				
			87	A Boston College	69 109	132	H Cleveland St.	49 57				
						168	H Cornell	51 77				
						172	H William & Mary	52 73				
						199	A Delaware	67 64				
						286	A Longwood	62 78				
						339	H Saint Peter's	89 66				
LAST 10 Division I												
132	H Cleveland St.	49 57	87	A Boston College	69 109							
172	H William & Mary	52 73	40	A James Madison	64 83							
168	H Cornell	51 77	286	A Longwood	62 78							
108	H Binghamton	66 75	339	H Saint Peter's	89 66							
199	A Delaware	67 64	86	H Lehigh	38 68							

Non-Div I Games: Post 67 41 Georgian Court 69 48

Delaware St.

Denver

Through Games Of Dec. 22, 2019

Average RPI Win: 211	WON-LOST	WINNING	LAST 10	STRENGTH OF	OPP. STRENGTH	TEAM	ADJ.	CONF.	ADJ CONF.
Average RPI Loss: 183	RECORD	PCT. RANK	GAMES	SCHEDULE	OF SCHEDULE	RPI	RPI	RPI	RPI
DIV. I ONLY	5- 7	209	5-5	231	232	278	278	17	17
DIV. I NON-CONF.	5- 7	207	5-5	232	234	280	280	17	17
TOTALS	RPI 1-25	RPI 26-50	W-L RECORDS	RPI 51-100	RPI 101-150	RPI 150+			
5- 7	0- 0	0- 1	OVERALL	0- 0	0- 2	5- 4			
5- 2	0- 0	0- 0	HOME	0- 0	0- 0	5- 2			
0- 3	0- 0	0- 1	AWAY	0- 0	0- 1	0- 1			
0- 2	0- 0	0- 0	NEUTRAL	0- 0	0- 1	0- 1			
5- 7	0- 0	0- 1	NON-CONFERENCE	0- 0	0- 2	5- 4			
5- 2	0- 0	0- 0	HOME	0- 0	0- 0	5- 2			
0- 3	0- 0	0- 1	AWAY	0- 0	0- 1	0- 1			
0- 2	0- 0	0- 0	NEUTRAL	0- 0	0- 1	0- 1			
0- 0	0- 0	0- 0	CONFERENCE	0- 0	0- 0	0- 0			
0- 0	0- 0	0- 0	HOME	0- 0	0- 0	0- 0			
0- 0	0- 0	0- 0	AWAY	0- 0	0- 0	0- 0			
0- 0	0- 0	0- 0	NEUTRAL	0- 0	0- 0	0- 0			

RPI S	Opponent	Score	RPI S	Opponent	Score	RPI S	Opponent	Score	RPI S	Opponent	Score	Team's RPI: 278
47	A Colorado	70 96							123	N Akron	72 88	
									148	A Lamar University	59 71	
									161	H Northern Colo.	74 55	
									169	H Southern Utah	81 73	
									188	H Wyoming	71 57	
									191	H Alabama A&M	83 86	
									215	H UC Irvine	83 75	
									226	A UMKC	79 83	
									231	N Western Mich.	70 79	
									317	H New Mexico St.	75 78	
									322	H Cal Poly	96 66	
LAST 10 Division I												
148	A Lamar University	59 71	231	N Western Mich.	70 79							
161	H Northern Colo.	74 55	123	N Akron	72 88							
191	H Alabama A&M	83 86	169	H Southern Utah	81 73							
215	H UC Irvine	83 75	47	A Colorado	70 96							
322	H Cal Poly	96 66	188	H Wyoming	71 57							

Non-Div I Games: Colo. Christian 89 49

Denver

Loss, Non-Conf, S Site, H Home A Away N Neutral

Detroit Mercy

Through Games Of Dec. 22, 2019

Average RPI Win:	0	WON-LOST	WINNING	LAST 10	STRENGTH OF	OPP. STRENGTH	TEAM	ADJ.	CONF.	ADJ CONF.
Average RPI Loss:	173	RECORD	PCT. RANK	GAMES	SCHEDULE	OF SCHEDULE	RPI	RPI	RPI	RPI
DIV. I ONLY	0- 11	338	0-10	157	263	327	327	18	18	
DIV. I NON-CONF.	0- 11	338	0-10	158	264	326	326	18	18	
TOTALS	RPI 1-25	RPI 26-50	W-L RECORDS	RPI 51-100	RPI 101-150	RPI 150+				
0- 11	0- 0	0- 0	OVERALL	0- 1	0- 4	0- 6				
0- 5	0- 0	0- 0	HOME	0- 1	0- 2	0- 2				
0- 4	0- 0	0- 0	AWAY	0- 0	0- 2	0- 2				
0- 2	0- 0	0- 0	NEUTRAL	0- 0	0- 0	0- 2				
0- 11	0- 0	0- 0	NON-CONFERENCE	0- 1	0- 4	0- 6				
0- 5	0- 0	0- 0	HOME	0- 1	0- 2	0- 2				
0- 4	0- 0	0- 0	AWAY	0- 0	0- 2	0- 2				
0- 2	0- 0	0- 0	NEUTRAL	0- 0	0- 0	0- 2				
0- 0	0- 0	0- 0	CONFERENCE	0- 0	0- 0	0- 0				
0- 0	0- 0	0- 0	HOME	0- 0	0- 0	0- 0				
0- 0	0- 0	0- 0	AWAY	0- 0	0- 0	0- 0				
0- 0	0- 0	0- 0	NEUTRAL	0- 0	0- 0	0- 0				

RPI 1-25			RPI 26-50			RPI 51-100			RPI 101+			Team's RPI: 327
RPI	S	Opponent	Score	RPI	S	Opponent	Score	RPI	S	Opponent	Score	
						80 H Loyola Chicago	60 89			112 A Butler	60 82	
										123 H Akron	60 81	
										137 A Michigan St.	52 110	
										141 H Valparaiso	58 77	
										167 A George Mason	62 75	
										190 H Toledo	64 82	
										207 H Eastern Mich.	70 84	
										231 A Western Mich.	67 82	
										234 N Tennessee Tech	47 69	
										285 N Sacred Heart	60 66	
LAST 10 Division I												
285 N		Sacred Heart	60 66	207 H		Eastern Mich.	70 84					
123 H		Akron	60 81	190 H		Toledo	64 82					
231 A		Western Mich.	67 82	141 H		Valparaiso	58 77					
167 A		George Mason	62 75	234 N		Tennessee Tech	47 69					
112 A		Butler	60 82	137 A		Michigan St.	52 110					

Non-Div I Games:

Detroit Mercy

Loss, Non-Conf, S Site, H Home A Away N Neutral

Drake

Through Games Of Dec. 22, 2019

Average RPI Win:	148	WON-LOST	WINNING	LAST 10	STRENGTH OF	OPP. STRENGTH	TEAM	ADJ.	CONF.	ADJ CONF.
Average RPI Loss:	24	RECORD	PCT. RANK	GAMES	SCHEDULE	OF SCHEDULE	RPI	RPI	RPI	RPI
DIV. I ONLY	6- 4	123	6-4	29	17	34	34	7	7	
DIV. I NON-CONF.	6- 4	121	6-4	30	16	34	34	7	7	
TOTALS	RPI 1-25	RPI 26-50	W-L RECORDS	RPI 51-100	RPI 101-150	RPI 150+				
6- 4	1- 3	0- 1	OVERALL	1- 0	1- 0	3- 0				
4- 0	1- 0	0- 0	HOME	0- 0	1- 0	2- 0				
0- 3	0- 2	0- 1	AWAY	0- 0	0- 0	0- 0				
2- 1	0- 1	0- 0	NEUTRAL	1- 0	0- 0	1- 0				
6- 4	1- 3	0- 1	NON-CONFERENCE	1- 0	1- 0	3- 0				
4- 0	1- 0	0- 0	HOME	0- 0	1- 0	2- 0				
0- 3	0- 2	0- 1	AWAY	0- 0	0- 0	0- 0				
2- 1	0- 1	0- 0	NEUTRAL	1- 0	0- 0	1- 0				
0- 0	0- 0	0- 0	CONFERENCE	0- 0	0- 0	0- 0				
0- 0	0- 0	0- 0	HOME	0- 0	0- 0	0- 0				
0- 0	0- 0	0- 0	AWAY	0- 0	0- 0	0- 0				
0- 0	0- 0	0- 0	NEUTRAL	0- 0	0- 0	0- 0				

RPI 1-25				RPI 26-50				Team's RPI: 34	RPI 51-100				RPI 101+			
RPI	S	Opponent	Score	RPI	S	Opponent	Score		RPI	S	Opponent	Score	RPI	S	Opponent	Score
14	H	Creighton	63 53	39	A	Oklahoma	84 93		100	N	Auburn	83 82	120	H	South Dakota St.	74 67
16	A	Iowa	67 79										163	H	Iowa St.	86 81
19	N	Purdue	47 67										230	H	Western Ill.	94 75
22	A	South Dakota	94 102										261	N	Maine	94 62
LAST 10 Division I																
19	N	Purdue	47 67	16	A	Iowa	67 79		39	A	Oklahoma	84 93				
230	H	Western Ill.	94 75						100	N	Auburn	83 82				
14	H	Creighton	63 53						261	N	Maine	94 62				
22	A	South Dakota	94 102						120	H	South Dakota St.	74 67				
163	H	Iowa St.	86 81													

Drake

Drake

Non-Div I Games: Waldorf 103 18

Drake

Loss, Non-Conf, S Site, H Home A Away N Neutral

Average RPI Win:	139	WON-LOST	WINNING	LAST 10	STRENGTH OF	OPP. STRENGTH	TEAM	ADJ.	CONF.	ADJ CONF.
Average RPI Loss:	70	RECORD	PCT. RANK	GAMES	SCHEDULE	OF SCHEDULE	RPI	RPI	RPI	RPI
DIV. I ONLY	6- 5	149	5-5	36	118	63	63	16	16	
DIV. I NON-CONF.	6- 5	148	5-5	37	119	64	64	16	16	
TOTALS	RPI 1-25	RPI 26-50	W-L RECORDS	RPI 51-100	RPI 101-150	RPI 150+				
6- 5	0- 1	0- 0	OVERALL	1- 4	3- 0	2- 0				
4- 1	0- 0	0- 0	HOME	1- 1	2- 0	1- 0				
2- 3	0- 1	0- 0	AWAY	0- 2	1- 0	1- 0				
0- 1	0- 0	0- 0	NEUTRAL	0- 1	0- 0	0- 0				
6- 5	0- 1	0- 0	NON-CONFERENCE	1- 4	3- 0	2- 0				
4- 1	0- 0	0- 0	HOME	1- 1	2- 0	1- 0				
2- 3	0- 1	0- 0	AWAY	0- 2	1- 0	1- 0				
0- 1	0- 0	0- 0	NEUTRAL	0- 1	0- 0	0- 0				
0- 0	0- 0	0- 0	CONFERENCE	0- 0	0- 0	0- 0				
0- 0	0- 0	0- 0	HOME	0- 0	0- 0	0- 0				
0- 0	0- 0	0- 0	AWAY	0- 0	0- 0	0- 0				
0- 0	0- 0	0- 0	NEUTRAL	0- 0	0- 0	0- 0				

RPI 1-25				RPI 26-50				RPI 51-100 Team's RPI: 63				RPI 101+			
RPI	S	Opponent	Score	RPI	S	Opponent	Score	RPI	S	Opponent	Score	RPI	S	Opponent	Score
8	A	DePaul	57 81					72	N	Buffalo	59 63	110	H	Villanova	54 52
								81	H	Pacific	51 58	128	H	Davidson	74 63
								89	A	Penn	49 53	146	A	Saint Joseph's	62 52
								97	H	Richmond	58 52	173	H	La Salle	69 31
								99	A	Bucknell	49 60	181	A	Quinnipiac	66 62
LAST 10 Division I															
146	A	Saint Joseph's	62 52	89	A	Penn	49 53								
72	N	Buffalo	59 63	173	H	La Salle	69 31								
97	H	Richmond	58 52	99	A	Bucknell	49 60								
81	H	Pacific	51 58	110	H	Villanova	54 52								
8	A	DePaul	57 81	128	H	Davidson	74 63								

Non-Div I Games:

Drexel

Average RPI Win:	166	WON-LOST	WINNING	LAST 10	STRENGTH OF	OPP. STRENGTH	TEAM	ADJ.	CONF.	ADJ CONF.
Average RPI Loss:	34	RECORD	PCT. RANK	GAMES	SCHEDULE	OF SCHEDULE	RPI	RPI	RPI	RPI
DIV. I ONLY	7- 4	102	6-4	3	194	24	24	3	3	
DIV. I NON-CONF.	6- 4	121	5-4	3	204	25	25	3	3	
TOTALS	RPI 1-25	RPI 26-50	W-L RECORDS	RPI 51-100	RPI 101-150	RPI 150+				
7- 4	0- 3	1- 0	OVERALL	2- 0	1- 1	3- 0				
6- 1	0- 1	1- 0	HOME	2- 0	1- 0	2- 0				
1- 3	0- 2	0- 0	AWAY	0- 0	0- 1	1- 0				
0- 0	0- 0	0- 0	NEUTRAL	0- 0	0- 0	0- 0				
6- 4	0- 3	1- 0	NON-CONFERENCE	1- 0	1- 1	3- 0				
5- 1	0- 1	1- 0	HOME	1- 0	1- 0	2- 0				
1- 3	0- 2	0- 0	AWAY	0- 0	0- 1	1- 0				
0- 0	0- 0	0- 0	NEUTRAL	0- 0	0- 0	0- 0				
1- 0	0- 0	0- 0	CONFERENCE	1- 0	0- 0	0- 0				
1- 0	0- 0	0- 0	HOME	1- 0	0- 0	0- 0				
0- 0	0- 0	0- 0	AWAY	0- 0	0- 0	0- 0				
0- 0	0- 0	0- 0	NEUTRAL	0- 0	0- 0	0- 0				

RPI	S	Opponent	Score	RPI	S	Opponent	Score	RPI	S	Opponent	Score	RPI	S	Opponent	Score
6	A	South Carolina	46 89	50	H	Troy	99 85	87	H	Boston College	85 73	101	A	Nebraska	79 83
9	A	Texas A&M	58 79					89	H	Penn	66 50	128	H	Davidson	82 52
18	H	Northwestern	42 63									256	H	Idaho St.	85 66
												259	A	UNLV	57 45
												296	H	High Point	93 57
LAST 10 Division I															
128	H	Davidson	82 52	6	A	South Carolina	46 89	87	H	Boston College	85 73	101	A	Nebraska	79 83
50	H	Troy	99 85					89	H	Penn	66 50	9	A	Texas A&M	58 79
256	H	Idaho St.	85 66												
18	H	Northwestern	42 63												
259	A	UNLV	57 45												

Non-Div I Games:

Duke

Average RPI Win:	214	WON-LOST	WINNING	LAST 10	STRENGTH OF	OPP. STRENGTH	TEAM	ADJ.	CONF.	ADJ CONF.
Average RPI Loss:	72	RECORD	PCT. RANK	GAMES	SCHEDULE	OF SCHEDULE	RPI	RPI	RPI	RPI
DIV. I ONLY	10- 2	34	10-0	294	80	95	95	11	11	
DIV. I NON-CONF.	10- 2	34	10-0	296	80	95	95	11	11	
TOTALS	RPI 1-25	RPI 26-50	W-L RECORDS	RPI 51-100	RPI 101-150	RPI 150+				
10- 2	0- 0	0- 0	OVERALL	0- 2	1- 0	9- 0				
4- 1	0- 0	0- 0	HOME	0- 1	0- 0	4- 0				
6- 1	0- 0	0- 0	AWAY	0- 1	1- 0	5- 0				
0- 0	0- 0	0- 0	NEUTRAL	0- 0	0- 0	0- 0				
10- 2	0- 0	0- 0	NON-CONFERENCE	0- 2	1- 0	9- 0				
4- 1	0- 0	0- 0	HOME	0- 1	0- 0	4- 0				
6- 1	0- 0	0- 0	AWAY	0- 1	1- 0	5- 0				
0- 0	0- 0	0- 0	NEUTRAL	0- 0	0- 0	0- 0				
0- 0	0- 0	0- 0	CONFERENCE	0- 0	0- 0	0- 0				
0- 0	0- 0	0- 0	HOME	0- 0	0- 0	0- 0				
0- 0	0- 0	0- 0	AWAY	0- 0	0- 0	0- 0				
0- 0	0- 0	0- 0	NEUTRAL	0- 0	0- 0	0- 0				

RPI 1-25				RPI 26-50				RPI 51-100				Team's RPI: 95	RPI 101+			
RPI	S	Opponent	Score	RPI	S	Opponent	Score	RPI	S	Opponent	Score		RPI	S	Opponent	Score
								68	A	Temple	72	85	123	A	Akron	88 63
								76	H	Kent St.	75	77	168	A	Cornell	72 62
													190	H	Toledo	79 74
													195	H	Kennesaw St.	75 72
													197	A	Iona	76 74
													202	H	Saint Francis (PA)	72 69
													219	A	Manhattan	76 65
													220	A	Lafayette	73 65
													292	A	Pittsburgh	81 62
													331	H	Central Conn. St.	72 33
LAST 10 Division I																
				123	A	Akron	88 63						195	H	Kennesaw St.	75 72
				331	H	Central Conn. St.	72 33						202	H	Saint Francis (PA)	72 69
				292	A	Pittsburgh	81 62						168	A	Cornell	72 62
				220	A	Lafayette	73 65						190	H	Toledo	79 74
				197	A	Iona	76 74						219	A	Manhattan	76 65

Non-Div I Games:

Duquesne

Average RPI Win:	195	WON-LOST	WINNING	LAST 10	STRENGTH OF	OPP. STRENGTH	TEAM	ADJ.	CONF.	ADJ CONF.
Average RPI Loss:	154	RECORD	PCT. RANK	GAMES	SCHEDULE	OF SCHEDULE	RPI	RPI	RPI	RPI
DIV. I ONLY	4- 9	252	3-7	116	298	233	233	22	22	
DIV. I NON-CONF.	4- 9	250	3-7	114	300	233	233	22	22	
TOTALS	RPI 1-25	RPI 26-50	W-L RECORDS	RPI 51-100	RPI 101-150	RPI 150+				
4- 9	0- 0	0- 2	OVERALL	0- 1	2- 3	2- 3				
2- 5	0- 0	0- 0	HOME	0- 0	1- 3	1- 2				
2- 4	0- 0	0- 2	AWAY	0- 1	1- 0	1- 1				
0- 0	0- 0	0- 0	NEUTRAL	0- 0	0- 0	0- 0				
4- 9	0- 0	0- 2	NON-CONFERENCE	0- 1	2- 3	2- 3				
2- 5	0- 0	0- 0	HOME	0- 0	1- 3	1- 2				
2- 4	0- 0	0- 2	AWAY	0- 1	1- 0	1- 1				
0- 0	0- 0	0- 0	NEUTRAL	0- 0	0- 0	0- 0				
0- 0	0- 0	0- 0	CONFERENCE	0- 0	0- 0	0- 0				
0- 0	0- 0	0- 0	HOME	0- 0	0- 0	0- 0				
0- 0	0- 0	0- 0	AWAY	0- 0	0- 0	0- 0				
0- 0	0- 0	0- 0	NEUTRAL	0- 0	0- 0	0- 0				

RPI S	Opponent	Score	RPI S	Opponent	Score	RPI S	Opponent	Score	RPI S	Opponent	Score	Team's RPI: 233
27	A Georgia Tech	48 87	77	A N.C. A&T	69 80	111	A Liberty	63 62				
50	A Troy	61 79				128	H Davidson	60 75				
						131	H Wake Forest	67 60				
						132	H Cleveland St.	54 62				
						133	H Tennessee	68 72				
						262	H South Alabama	65 60				
						271	H UNC Asheville	54 72				
						272	H Radford	43 67				
						277	A Appalachian St.	67 61				
						296	A High Point	62 80				
LAST 10 Division I												
131	H Wake Forest	67 60	262	H South Alabama	65 60							
128	H Davidson	60 75	27	A Georgia Tech	48 87							
277	A Appalachian St.	67 61	50	A Troy	61 79							
271	H UNC Asheville	54 72	132	H Cleveland St.	54 62							
272	H Radford	43 67	77	A N.C. A&T	69 80							

Non-Div I Games:

ETSU

East Carolina

Through Games Of Dec. 22, 2019

Average RPI Win:	300	WON-LOST	WINNING	LAST 10	STRENGTH OF	OPP. STRENGTH	TEAM	ADJ.	CONF.	ADJ CONF.
Average RPI Loss:	116	RECORD	PCT. RANK	GAMES	SCHEDULE	OF SCHEDULE	RPI	RPI	RPI	RPI
DIV. I ONLY	3- 9	272	2-8	76	227	240	240	9	9	
DIV. I NON-CONF.	3- 9	272	2-8	79	229	240	240	9	9	
TOTALS	RPI 1-25	RPI 26-50	W-L RECORDS	RPI 51-100	RPI 101-150	RPI 150+				
3- 9	0- 1	0- 1	OVERALL	0- 1	0- 3	3- 3				
2- 4	0- 0	0- 1	HOME	0- 1	0- 0	2- 2				
1- 3	0- 0	0- 0	AWAY	0- 0	0- 2	1- 1				
0- 2	0- 1	0- 0	NEUTRAL	0- 0	0- 1	0- 0				
3- 9	0- 1	0- 1	NON-CONFERENCE	0- 1	0- 3	3- 3				
2- 4	0- 0	0- 1	HOME	0- 1	0- 0	2- 2				
1- 3	0- 0	0- 0	AWAY	0- 0	0- 2	1- 1				
0- 2	0- 1	0- 0	NEUTRAL	0- 0	0- 1	0- 0				
0- 0	0- 0	0- 0	CONFERENCE	0- 0	0- 0	0- 0				
0- 0	0- 0	0- 0	HOME	0- 0	0- 0	0- 0				
0- 0	0- 0	0- 0	AWAY	0- 0	0- 0	0- 0				
0- 0	0- 0	0- 0	NEUTRAL	0- 0	0- 0	0- 0				

RPI 1-25				RPI 26-50				RPI 51-100				RPI 101+ Team's RPI: 240			
RPI	S	Opponent	Score	RPI	S	Opponent	Score	RPI	S	Opponent	Score	RPI	S	Opponent	Score
18	N	Northwestern	45 64	37	H	Charlotte	47 59	78	H	Middle Tenn.	66 68	111	A	Liberty	66 81
												127	N	Dayton	68 94
												131	A	Wake Forest	53 76
												172	H	William & Mary	68 78
												178	H	Howard	51 67
												193	A	VCU	40 53
												286	A	Longwood	64 61
												305	H	USC Upstate	69 48
												310	H	UMES	57 42
LAST 10 Division I															
131	A	Wake Forest	53 76	127	N	Dayton	68 94								
286	A	Longwood	64 61	18	N	Northwestern	45 64								
310	H	UMES	57 42	178	H	Howard	51 67								
193	A	VCU	40 53	111	A	Liberty	66 81								
37	H	Charlotte	47 59	172	H	William & Mary	68 78								

Non-Div I Games:

East Carolina

Loss, Non-Conf, S Site, H Home A Away N Neutral

Eastern Ill.

Through Games Of Dec. 22, 2019

Average RPI Win:	295	WON-LOST	WINNING	LAST 10	STRENGTH OF	OPP. STRENGTH	TEAM	ADJ.	CONF.	ADJ CONF.
Average RPI Loss:	151	RECORD	PCT. RANK	GAMES	SCHEDULE	OF SCHEDULE	RPI	RPI	RPI	RPI
DIV. I ONLY	5- 4	137	5-4	331	215	253	253	21	21	
DIV. I NON-CONF.	5- 4	134	5-4	332	218	254	254	21	21	
TOTALS	RPI 1-25	RPI 26-50	W-L RECORDS	RPI 51-100	RPI 101-150	RPI 150+				
5- 4	0- 0	0- 0	OVERALL	0- 2	0- 0	5- 2				
1- 2	0- 0	0- 0	HOME	0- 1	0- 0	1- 1				
3- 2	0- 0	0- 0	AWAY	0- 1	0- 0	3- 1				
1- 0	0- 0	0- 0	NEUTRAL	0- 0	0- 0	1- 0				
5- 4	0- 0	0- 0	NON-CONFERENCE	0- 2	0- 0	5- 2				
1- 2	0- 0	0- 0	HOME	0- 1	0- 0	1- 1				
3- 2	0- 0	0- 0	AWAY	0- 1	0- 0	3- 1				
1- 0	0- 0	0- 0	NEUTRAL	0- 0	0- 0	1- 0				
0- 0	0- 0	0- 0	CONFERENCE	0- 0	0- 0	0- 0				
0- 0	0- 0	0- 0	HOME	0- 0	0- 0	0- 0				
0- 0	0- 0	0- 0	AWAY	0- 0	0- 0	0- 0				
0- 0	0- 0	0- 0	NEUTRAL	0- 0	0- 0	0- 0				

RPI 1-25				RPI 26-50				RPI 51-100				RPI 101+				Team's RPI: 253	
RPI	S	Opponent	Score	RPI	S	Opponent	Score	RPI	S	Opponent	Score	RPI	S	Opponent	Score		
								80	H	Loyola Chicago	51	67	153	A	Northern Ill.	48	61
								83	A	Wisconsin	55	63	230	N	Western Ill.	60	52
													270	H	Omaha	65	52
													289	H	Indiana St.	57	59
													315	A	Lipscomb	66	56
													325	A	UIC	80	45
													334	A	Evansville	90	44
LAST 10 Division I																	
				83	A	Wisconsin	55	63	230	N	Western Ill.	60	52				
				334	A	Evansville	90	44	153	A	Northern Ill.	48	61				
				325	A	UIC	80	45	270	H	Omaha	65	52				
				80	H	Loyola Chicago	51	67	315	A	Lipscomb	66	56				
				289	H	Indiana St.	57	59									

Non-Div I Games: Lindenwood (MO) 88 66

Eastern Ill.

Loss, Non-Conf, S Site, H Home A Away N Neutral

Average RPI Win:	234	WON-LOST	WINNING	LAST 10	STRENGTH OF	OPP. STRENGTH	TEAM	ADJ.	CONF.	ADJ CONF.
Average RPI Loss:	105	RECORD	PCT. RANK	GAMES	SCHEDULE	OF SCHEDULE	RPI	RPI	RPI	RPI
DIV. I ONLY	5- 5	162	5-5	243	158	179	179	21	21	
DIV. I NON-CONF.	5- 5	162	5-5	246	161	178	178	21	21	
TOTALS	RPI 1-25	RPI 26-50	W-L RECORDS	RPI 51-100	RPI 101-150	RPI 150+				
5- 5	0- 0	0- 0	OVERALL	0- 2	1- 2	4- 1				
2- 2	0- 0	0- 0	HOME	0- 0	0- 1	2- 1				
3- 3	0- 0	0- 0	AWAY	0- 2	1- 1	2- 0				
0- 0	0- 0	0- 0	NEUTRAL	0- 0	0- 0	0- 0				
5- 5	0- 0	0- 0	NON-CONFERENCE	0- 2	1- 2	4- 1				
2- 2	0- 0	0- 0	HOME	0- 0	0- 1	2- 1				
3- 3	0- 0	0- 0	AWAY	0- 2	1- 1	2- 0				
0- 0	0- 0	0- 0	NEUTRAL	0- 0	0- 0	0- 0				
0- 0	0- 0	0- 0	CONFERENCE	0- 0	0- 0	0- 0				
0- 0	0- 0	0- 0	HOME	0- 0	0- 0	0- 0				
0- 0	0- 0	0- 0	AWAY	0- 0	0- 0	0- 0				
0- 0	0- 0	0- 0	NEUTRAL	0- 0	0- 0	0- 0				

RPI 1-25			RPI 26-50			RPI 51-100			RPI 101+			Team's RPI: 179
RPI	S	Opponent	Score	RPI	S	Opponent	Score	RPI	S	Opponent	Score	
						54 A IUPUI	42 72	112 A Butler		41 73		
						60 A Vanderbilt	69 75	140 H Miami (OH)		57 75		
								147 A Memphis		63 60		
								160 H Youngstown St.		63 72		
								227 H Chattanooga		71 65		
								237 H Northern Ky.		69 62		
								247 A Xavier		56 55		
								311 A Mercer		61 60		
LAST 10 Division I												
311 A Mercer		61 60	54 A IUPUI		42 72							
140 H Miami (OH)		57 75	60 A Vanderbilt		69 75							
112 A Butler		41 73	247 A Xavier		56 55							
147 A Memphis		63 60	160 H Youngstown St.		63 72							
237 H Northern Ky.		69 62	227 H Chattanooga		71 65							

Non-Div I Games: Alice Lloyd 102 65

Eastern Ky.

■ Loss,
 ■ Non-Conf, S Site,
 ■ Home
 ■ Away
 N Neutral

Average RPI Win:	282	WON-LOST	WINNING	LAST 10	STRENGTH OF	OPP. STRENGTH	TEAM	ADJ.	CONF.	ADJ CONF.
Average RPI Loss:	111	RECORD	PCT. RANK	GAMES	SCHEDULE	OF SCHEDULE	RPI	RPI	RPI	RPI
DIV. I ONLY	4- 6	215	4-6	182	268	207	207	10	10	
DIV. I NON-CONF.	4- 6	212	4-6	181	270	207	207	10	10	
TOTALS	RPI 1-25	RPI 26-50	W-L RECORDS	RPI 51-100	RPI 101-150	RPI 150+				
4- 6	0- 0	0- 1	OVERALL	0- 1	0- 3	4- 1				
2- 2	0- 0	0- 1	HOME	0- 1	0- 0	2- 0				
2- 4	0- 0	0- 0	AWAY	0- 0	0- 3	2- 1				
0- 0	0- 0	0- 0	NEUTRAL	0- 0	0- 0	0- 0				
4- 6	0- 0	0- 1	NON-CONFERENCE	0- 1	0- 3	4- 1				
2- 2	0- 0	0- 1	HOME	0- 1	0- 0	2- 0				
2- 4	0- 0	0- 0	AWAY	0- 0	0- 3	2- 1				
0- 0	0- 0	0- 0	NEUTRAL	0- 0	0- 0	0- 0				
0- 0	0- 0	0- 0	CONFERENCE	0- 0	0- 0	0- 0				
0- 0	0- 0	0- 0	HOME	0- 0	0- 0	0- 0				
0- 0	0- 0	0- 0	AWAY	0- 0	0- 0	0- 0				
0- 0	0- 0	0- 0	NEUTRAL	0- 0	0- 0	0- 0				

RPI 1-25				RPI 26-50				RPI 51-100				RPI 101+				Team's RPI: 207	
RPI	S	Opponent	Score	RPI	S	Opponent	Score	RPI	S	Opponent	Score	RPI	S	Opponent	Score		
				43	H	Michigan	38 57	82	H	Southern Ill.	54 85	108	A	Binghamton	67 78		
												136	A	Wichita St.	52 63		
												137	A	Michigan St.	50 85		
												156	H	Southeast Mo. St.	69 64		
												160	A	Youngstown St.	77 79		
												321	H	Purdue Fort Wayne	64 40		
												325	A	UIC	68 59		
												327	A	Detroit Mercy	84 70		
LAST 10 Division I																	
				43	H	Michigan	38 57	327	A	Detroit Mercy	84 70						
				82	H	Southern Ill.	54 85	325	A	UIC	68 59						
				156	H	Southeast Mo. St.	69 64	321	H	Purdue Fort Wayne	64 40						
				160	A	Youngstown St.	77 79	136	A	Wichita St.	52 63						
				137	A	Michigan St.	50 85	108	A	Binghamton	67 78						

Non-Div I Games:	Olivet	95	38
------------------	--------	----	----

Eastern Mich.

Loss, Non-Conf, S Site, H Home A Away N Neutral

Average RPI Win:	0	WON-LOST	WINNING	LAST 10	STRENGTH OF	OPP. STRENGTH	TEAM	ADJ.	CONF.	ADJ CONF.
Average RPI Loss:	141	RECORD	PCT. RANK	GAMES	SCHEDULE	OF SCHEDULE	RPI	RPI	RPI	RPI
DIV. I ONLY	0- 8	338	0-8	20	253	259	259	19	19	
DIV. I NON-CONF.	0- 8	338	0-8	20	256	260	260	19	19	
TOTALS	RPI 1-25	RPI 26-50	W-L RECORDS	RPI 51-100	RPI 101-150	RPI 150+				
0- 8	0- 2	0- 0	OVERALL	0- 1	0- 1	0- 4				
0- 2	0- 0	0- 0	HOME	0- 1	0- 0	0- 1				
0- 5	0- 2	0- 0	AWAY	0- 0	0- 0	0- 3				
0- 1	0- 0	0- 0	NEUTRAL	0- 0	0- 1	0- 0				
0- 8	0- 2	0- 0	NON-CONFERENCE	0- 1	0- 1	0- 4				
0- 2	0- 0	0- 0	HOME	0- 1	0- 0	0- 1				
0- 5	0- 2	0- 0	AWAY	0- 0	0- 0	0- 3				
0- 1	0- 0	0- 0	NEUTRAL	0- 0	0- 1	0- 0				
0- 0	0- 0	0- 0	CONFERENCE	0- 0	0- 0	0- 0				
0- 0	0- 0	0- 0	HOME	0- 0	0- 0	0- 0				
0- 0	0- 0	0- 0	AWAY	0- 0	0- 0	0- 0				
0- 0	0- 0	0- 0	NEUTRAL	0- 0	0- 0	0- 0				

RPI 1-25				RPI 26-50				RPI 51-100				RPI 101+ Team's RPI: 259			
RPI	S	Opponent	Score	RPI	S	Opponent	Score	RPI	S	Opponent	Score	RPI	S	Opponent	Score
4	A	Stanford	27 92					66	H	Boise St.	61 63	119	N	Bradley	46 66
7	A	Gonzaga	44 84									196	A	Utah	49 87
												216	A	San Jose St.	66 84
												226	A	UMKC	55 66
												290	H	Pepperdine	52 53
LAST 10 Division I															
196	A	Utah	49 87	119	N	Bradley	46 66								
216	A	San Jose St.	66 84	226	A	UMKC	55 66								
4	A	Stanford	27 92	66	H	Boise St.	61 63								
				290	H	Pepperdine	52 53								
				7	A	Gonzaga	44 84								

Non-Div I Games: Northwest Chrst. 81 62

Eastern Wash.

■ Loss,
 ■ Non-Conf,
 ■ S Site,
 ■ H Home
 ■ A Away
 N Neutral

Average RPI Win:	291	WON-LOST	WINNING	LAST 10	STRENGTH OF	OPP. STRENGTH	TEAM	ADJ.	CONF.	ADJ CONF.
Average RPI Loss:	87	RECORD	PCT. RANK	GAMES	SCHEDULE	OF SCHEDULE	RPI	RPI	RPI	RPI
DIV. I ONLY	3- 6	233	3-6	48	267	174	174	16	16	
DIV. I NON-CONF.	3- 6	234	3-6	49	269	174	174	16	16	
TOTALS	RPI 1-25	RPI 26-50	W-L RECORDS	RPI 51-100	RPI 101-150	RPI 150+				
3- 6	0- 1	0- 0	OVERALL	0- 3	0- 2	3- 0				
2- 1	0- 0	0- 0	HOME	0- 0	0- 1	2- 0				
1- 3	0- 1	0- 0	AWAY	0- 2	0- 0	1- 0				
0- 2	0- 0	0- 0	NEUTRAL	0- 1	0- 1	0- 0				
3- 6	0- 1	0- 0	NON-CONFERENCE	0- 3	0- 2	3- 0				
2- 1	0- 0	0- 0	HOME	0- 0	0- 1	2- 0				
1- 3	0- 1	0- 0	AWAY	0- 2	0- 0	1- 0				
0- 2	0- 0	0- 0	NEUTRAL	0- 1	0- 1	0- 0				
0- 0	0- 0	0- 0	CONFERENCE	0- 0	0- 0	0- 0				
0- 0	0- 0	0- 0	HOME	0- 0	0- 0	0- 0				
0- 0	0- 0	0- 0	AWAY	0- 0	0- 0	0- 0				
0- 0	0- 0	0- 0	NEUTRAL	0- 0	0- 0	0- 0				

RPI	S	Opponent	Score	RPI	S	Opponent	Score	RPI	S	Opponent	Score	RPI	S	Opponent	Score	Team's RPI: 174
25	A	NC State	49 62					54	N	IUPUI	53 59	131	H	Wake Forest	57 69	
								75	A	Marist	55 63	143	N	Coastal Caro.	65 76	
								92	A	North Carolina	46 76	259	A	UNLV	50 44	
												277	H	Appalachian St.	67 66	
												336	H	Western Caro.	68 24	
LAST 10 Division I																
143	N	Coastal Caro.	65 76	54	N	IUPUI	53 59									
25	A	NC State	49 62	259	A	UNLV	50 44									
277	H	Appalachian St.	67 66	131	H	Wake Forest	57 69									
336	H	Western Caro.	68 24	92	A	North Carolina	46 76									
				75	A	Marist	55 63									

Non-Div I Games: Newberry 73 53

Elon

Evansville

Through Games Of Dec. 22, 2019

Average RPI Win:	332	WON-LOST	WINNING	LAST 10	STRENGTH OF	OPP. STRENGTH	TEAM	ADJ.	CONF.	ADJ CONF.
Average RPI Loss:	191	RECORD	PCT. RANK	GAMES	SCHEDULE	OF SCHEDULE	RPI	RPI	RPI	RPI
DIV. I ONLY	2- 8	298	2-8	278	336	334	334	7	7	
DIV. I NON-CONF.	2- 8	297	2-8	281	336	334	334	7	7	
TOTALS	RPI 1-25	RPI 26-50	W-L RECORDS	RPI 51-100	RPI 101-150	RPI 150+				
2- 8	0- 0	0- 0	OVERALL	0- 1	0- 2	2- 5				
2- 2	0- 0	0- 0	HOME	0- 0	0- 0	2- 2				
0- 6	0- 0	0- 0	AWAY	0- 1	0- 2	0- 3				
0- 0	0- 0	0- 0	NEUTRAL	0- 0	0- 0	0- 0				
2- 8	0- 0	0- 0	NON-CONFERENCE	0- 1	0- 2	2- 5				
2- 2	0- 0	0- 0	HOME	0- 0	0- 0	2- 2				
0- 6	0- 0	0- 0	AWAY	0- 1	0- 2	0- 3				
0- 0	0- 0	0- 0	NEUTRAL	0- 0	0- 0	0- 0				
0- 0	0- 0	0- 0	CONFERENCE	0- 0	0- 0	0- 0				
0- 0	0- 0	0- 0	HOME	0- 0	0- 0	0- 0				
0- 0	0- 0	0- 0	AWAY	0- 0	0- 0	0- 0				
0- 0	0- 0	0- 0	NEUTRAL	0- 0	0- 0	0- 0				

RPI S	Opponent	Score	RPI S	Opponent	Score	RPI S	Opponent	Score	RPI S	Opponent	Score	Team's RPI: 334
						65	A Austin Peay	64 80	116	A Illinois	44 59	
									140	A Miami (OH)	64 72	
									156	A Southeast Mo. St.	60 83	
									180	H Murray St.	59 61	
									253	H Eastern Ill.	44 90	
									294	A SIUE	74 85	
									320	H Marshall	66 62	
									321	A Purdue Fort Wayne	64 67	
									343	H Chicago St.	76 42	
LAST 10 Division I												
140	A Miami (OH)	64 72	321	A Purdue Fort Wayne	64 67							
343	H Chicago St.	76 42	180	H Murray St.	59 61							
116	A Illinois	44 59	320	H Marshall	66 62							
294	A SIUE	74 85	65	A Austin Peay	64 80							
156	A Southeast Mo. St.	60 83	253	H Eastern Ill.	44 90							

Non-Div I Games: Brescia 77 61

Evansville

Loss, Non-Conf, S Site, H Home A Away N Neutral

Average RPI Win:	159	WON-LOST	WINNING	LAST 10	STRENGTH OF	OPP. STRENGTH	TEAM	ADJ.	CONF.	ADJ CONF.
Average RPI Loss:	21	RECORD	PCT. RANK	GAMES	SCHEDULE	OF SCHEDULE	RPI	RPI	RPI	RPI
DIV. I ONLY	9- 2	41	8-2	132	25	32	32	15	15	
DIV. I NON-CONF.	9- 2	40	8-2	131	24	32	32	15	15	
TOTALS	RPI 1-25	RPI 26-50	W-L RECORDS	RPI 51-100	RPI 101-150	RPI 150+				
9- 2	0- 1	0- 1	OVERALL	3- 0	3- 0	3- 0				
2- 1	0- 0	0- 1	HOME	1- 0	0- 0	1- 0				
3- 1	0- 1	0- 0	AWAY	1- 0	1- 0	1- 0				
4- 0	0- 0	0- 0	NEUTRAL	1- 0	2- 0	1- 0				
9- 2	0- 1	0- 1	NON-CONFERENCE	3- 0	3- 0	3- 0				
2- 1	0- 0	0- 1	HOME	1- 0	0- 0	1- 0				
3- 1	0- 1	0- 0	AWAY	1- 0	1- 0	1- 0				
4- 0	0- 0	0- 0	NEUTRAL	1- 0	2- 0	1- 0				
0- 0	0- 0	0- 0	CONFERENCE	0- 0	0- 0	0- 0				
0- 0	0- 0	0- 0	HOME	0- 0	0- 0	0- 0				
0- 0	0- 0	0- 0	AWAY	0- 0	0- 0	0- 0				
0- 0	0- 0	0- 0	NEUTRAL	0- 0	0- 0	0- 0				

RPI 1-25				RPI 26-50				Team's RPI: 32	RPI 51-100				RPI 101+			
RPI	S	Opponent	Score	RPI	S	Opponent	Score		RPI	S	Opponent	Score	RPI	S	Opponent	Score
12	A	Princeton	53 67	29	H	LSU	63 74		68	A	Temple	93 67	105	A	Houston	57 45
									73	N	Notre Dame	69 60	120	N	South Dakota St.	71 70
									79	H	UCF	72 50	139	N	South Fla.	81 77
													202	N	Saint Francis (PA)	97 64
													313	A	FIU	100 54
													331	H	Central Conn. St.	94 60
LAST 10 Division I																
68	A	Temple	93 67	105	A	Houston	57 45									
29	H	LSU	63 74	120	N	South Dakota St.	71 70									
331	H	Central Conn. St.	94 60	139	N	South Fla.	81 77									
12	A	Princeton	53 67	73	N	Notre Dame	69 60									
79	H	UCF	72 50	202	N	Saint Francis (PA)	97 64									

Non-Div I Games: Webber Int'l 99 48 Fla. Memorial 91 47 Johnson & Wales (FL89 56

FGCU

Loss, Non-Conf, S Site, H Home A Away N Neutral

Average RPI Win: 312		WON-LOST	WINNING	LAST 10	STRENGTH OF	OPP. STRENGTH	TEAM	ADJ.	CONF.	ADJ CONF.
Average RPI Loss: 146		RECORD	PCT. RANK	GAMES	SCHEDULE	OF SCHEDULE	RPI	RPI	RPI	RPI
DIV. I ONLY		3- 7	253	3-7	293	220	313	313	14	14
DIV. I NON-CONF.		3- 7	251	3-7	295	223	312	312	14	14
TOTALS		RPI 1-25	RPI 26-50		W-L RECORDS		RPI 51-100	RPI 101-150	RPI 150+	
3- 7	0- 0	0- 1		OVERALL		0- 2	0- 1		3- 3	
1- 6	0- 0	0- 1		HOME		0- 2	0- 1		1- 2	
2- 1	0- 0	0- 0		AWAY		0- 0	0- 0		2- 1	
0- 0	0- 0	0- 0		NEUTRAL		0- 0	0- 0		0- 0	
3- 7	0- 0	0- 1		NON-CONFERENCE		0- 2	0- 1		3- 3	
1- 6	0- 0	0- 1		HOME		0- 2	0- 1		1- 2	
2- 1	0- 0	0- 0		AWAY		0- 0	0- 0		2- 1	
0- 0	0- 0	0- 0		NEUTRAL		0- 0	0- 0		0- 0	
0- 0	0- 0	0- 0		CONFERENCE		0- 0	0- 0		0- 0	
0- 0	0- 0	0- 0		HOME		0- 0	0- 0		0- 0	
0- 0	0- 0	0- 0		AWAY		0- 0	0- 0		0- 0	
0- 0	0- 0	0- 0		NEUTRAL		0- 0	0- 0		0- 0	

RPI	S	Opponent	Score	RPI	S	Opponent	Score	RPI	S	Opponent	Score	RPI	S	Opponent	Score	Team's RPI: 313
32	H	FGCU	54 100	65	H	Austin Peay	56 58	70	H	North Florida	49 64	135	H	Bethune-Cookman	60 65	
												203	A	Jacksonville	52 77	
												237	H	Northern Ky.	45 67	
												280	H	Oakland	49 58	
												301	H	Grambling	56 55	
												312	A	Georgia St.	70 63	
												323	A	N.C. Central	59 58	
LAST 10 Division I																
65	H	Austin Peay	56 58	323	A	N.C. Central	59 58									
301	H	Grambling	56 55	237	H	Northern Ky.	45 67									
203	A	Jacksonville	52 77	280	H	Oakland	49 58									
312	A	Georgia St.	70 63	135	H	Bethune-Cookman	60 65									
32	H	FGCU	54 100	70	H	North Florida	49 64									

Non-Div I Games:

FIU

Fairfield

Through Games Of Dec. 22, 2019

Average RPI Win:	306	WON-LOST	WINNING	LAST 10	STRENGTH OF	OPP. STRENGTH	TEAM	ADJ.	CONF.	ADJ CONF.
Average RPI Loss:	137	RECORD	PCT. RANK	GAMES	SCHEDULE	OF SCHEDULE	RPI	RPI	RPI	RPI
DIV. I ONLY	3- 6	233	3-6	241	234	274	274	24	24	
DIV. I NON-CONF.	3- 6	234	3-6	244	236	276	276	23	23	
TOTALS	RPI 1-25	RPI 26-50	W-L RECORDS	RPI 51-100	RPI 101-150	RPI 150+				
3- 6	0- 0	0- 0	OVERALL	0- 3	0- 0	3- 3				
2- 2	0- 0	0- 0	HOME	0- 0	0- 0	2- 2				
1- 4	0- 0	0- 0	AWAY	0- 3	0- 0	1- 1				
0- 0	0- 0	0- 0	NEUTRAL	0- 0	0- 0	0- 0				
3- 6	0- 0	0- 0	NON-CONFERENCE	0- 3	0- 0	3- 3				
2- 2	0- 0	0- 0	HOME	0- 0	0- 0	2- 2				
1- 4	0- 0	0- 0	AWAY	0- 3	0- 0	1- 1				
0- 0	0- 0	0- 0	NEUTRAL	0- 0	0- 0	0- 0				
0- 0	0- 0	0- 0	CONFERENCE	0- 0	0- 0	0- 0				
0- 0	0- 0	0- 0	HOME	0- 0	0- 0	0- 0				
0- 0	0- 0	0- 0	AWAY	0- 0	0- 0	0- 0				
0- 0	0- 0	0- 0	NEUTRAL	0- 0	0- 0	0- 0				

RPI 1-25				RPI 26-50				RPI 51-100				RPI 101+				Team's RPI: 274	
RPI	S	Opponent	Score	RPI	S	Opponent	Score	RPI	S	Opponent	Score	RPI	S	Opponent	Score		
								55	A	St. John's (NY)	69	71	157	A	Rhode Island	41	74
								68	A	Temple	59	77	175	H	Dartmouth	51	52
								71	A	Seton Hall	44	74	251	H	Navy	66	52
													293	H	Brown	44	58
													324	H	Hofstra	73	64
													342	A	LIU Brooklyn	53	51
LAST 10 Division I																	
				293	H	Brown	44	58	251	H	Navy	66	52				
				55	A	St. John's (NY)	69	71	157	A	Rhode Island	41	74				
				324	H	Hofstra	73	64	175	H	Dartmouth	51	52				
				68	A	Temple	59	77	342	A	LIU Brooklyn	53	51				
									71	A	Seton Hall	44	74				

Non-Div I Games:

Fairfield

■ Loss,
 ■ Non-Conf,
 ■ S Site,
 ■ H Home
 ■ A Away
 N Neutral

Average RPI Win: 309		WON-LOST	WINNING	LAST 10	STRENGTH OF	OPP. STRENGTH	TEAM	ADJ.	CONF.	ADJ CONF.
Average RPI Loss: 222		RECORD	PCT. RANK	GAMES	SCHEDULE	OF SCHEDULE	RPI	RPI	RPI	RPI
DIV. I ONLY		3- 7	253	3-7	330	307	329	329	30	30
DIV. I NON-CONF.		3- 7	251	3-7	331	308	328	328	30	30
TOTALS		RPI 1-25	RPI 26-50	W-L RECORDS	RPI 51-100	RPI 101-150	RPI 150+			
3- 7	0- 0		0- 0	OVERALL	0- 0	0- 1	3- 6			
1- 4	0- 0		0- 0	HOME	0- 0	0- 1	1- 3			
2- 3	0- 0		0- 0	AWAY	0- 0	0- 0	2- 3			
0- 0	0- 0		0- 0	NEUTRAL	0- 0	0- 0	0- 0			
3- 7	0- 0		0- 0	NON-CONFERENCE	0- 0	0- 1	3- 6			
1- 4	0- 0		0- 0	HOME	0- 0	0- 1	1- 3			
2- 3	0- 0		0- 0	AWAY	0- 0	0- 0	2- 3			
0- 0	0- 0		0- 0	NEUTRAL	0- 0	0- 0	0- 0			
0- 0	0- 0		0- 0	CONFERENCE	0- 0	0- 0	0- 0			
0- 0	0- 0		0- 0	HOME	0- 0	0- 0	0- 0			
0- 0	0- 0		0- 0	AWAY	0- 0	0- 0	0- 0			
0- 0	0- 0		0- 0	NEUTRAL	0- 0	0- 0	0- 0			

RPI 1-25				RPI 26-50				RPI 51-100				RPI 101+				Team's RPI: 329	
RPI	S	Opponent	Score	RPI	S	Opponent	Score	RPI	S	Opponent	Score	RPI	S	Opponent	Score		
												108	H	Binghamton	48	60	
												178	A	Howard	56	64	
												219	H	Manhattan	61	62	
												220	A	Lafayette	29	61	
												254	H	Army West Point	68	70	
												281	H	Siena	67	58	
												284	H	Loyola Maryland	46	75	
												292	A	Pittsburgh	60	69	
												306	A	NJIT	68	59	
												339	A	Saint Peter's	77	71	
LAST 10 Division I																	
				339	A	Saint Peter's	77	71	254	H	Army West Point	68	70				
				281	H	Siena	67	58	108	H	Binghamton	48	60				
				306	A	NJIT	68	59	292	A	Pittsburgh	60	69				
				178	A	Howard	56	64	219	H	Manhattan	61	62				
				220	A	Lafayette	29	61	284	H	Loyola Maryland	46	75				

Non-Div I Games:

Fairleigh Dickinson

■ Loss, ■ Non-Conf, S Site, H Home A Away N Neutral

Average RPI Win:	253	WON-LOST	WINNING	LAST 10	STRENGTH OF	OPP. STRENGTH	TEAM	ADJ.	CONF.	ADJ CONF.
Average RPI Loss:	69	RECORD	PCT. RANK	GAMES	SCHEDULE	OF SCHEDULE	RPI	RPI	RPI	RPI
DIV. I ONLY	6- 5	149	6-4	194	155	177	177	14	14	
DIV. I NON-CONF.	6- 5	148	6-4	195	158	176	176	14	14	
TOTALS	RPI 1-25	RPI 26-50	W-L RECORDS	RPI 51-100	RPI 101-150	RPI 150+				
6- 5	0- 1	0- 1	OVERALL	0- 2	0- 1	6- 0				
4- 3	0- 0	0- 1	HOME	0- 1	0- 1	4- 0				
2- 2	0- 1	0- 0	AWAY	0- 1	0- 0	2- 0				
0- 0	0- 0	0- 0	NEUTRAL	0- 0	0- 0	0- 0				
6- 5	0- 1	0- 1	NON-CONFERENCE	0- 2	0- 1	6- 0				
4- 3	0- 0	0- 1	HOME	0- 1	0- 1	4- 0				
2- 2	0- 1	0- 0	AWAY	0- 1	0- 0	2- 0				
0- 0	0- 0	0- 0	NEUTRAL	0- 0	0- 0	0- 0				
0- 0	0- 0	0- 0	CONFERENCE	0- 0	0- 0	0- 0				
0- 0	0- 0	0- 0	HOME	0- 0	0- 0	0- 0				
0- 0	0- 0	0- 0	AWAY	0- 0	0- 0	0- 0				
0- 0	0- 0	0- 0	NEUTRAL	0- 0	0- 0	0- 0				

RPI 1-25				RPI 26-50				RPI 51-100				RPI 101+ Team's RPI: 177			
RPI	S	Opponent	Score	RPI	S	Opponent	Score	RPI	S	Opponent	Score	RPI	S	Opponent	Score
16	A	Iowa	53 85	44	H	Kansas	60 90	61	H	Furman	63 69	125	H	Harvard	51 65
								97	A	Richmond	55 57	166	A	Hampton	64 63
												224	H	Little Rock	79 72
												231	A	Western Mich.	80 79
												281	H	Siena	83 39
												284	H	Loyola Maryland	72 61
												331	H	Central Conn. St.	72 54
LAST 10 Division I															
125	H	Harvard	51 65	284	H	Loyola Maryland	72 61								
61	H	Furman	63 69	231	A	Western Mich.	80 79								
331	H	Central Conn. St.	72 54	224	H	Little Rock	79 72								
44	H	Kansas	60 90	281	H	Siena	83 39								
166	A	Hampton	64 63	97	A	Richmond	55 57								

Non-Div I Games:

Average RPI Win:	267	WON-LOST	WINNING	LAST 10	STRENGTH OF	OPP. STRENGTH	TEAM	ADJ.	CONF.	ADJ CONF.
Average RPI Loss:	50	RECORD	PCT. RANK	GAMES	SCHEDULE	OF SCHEDULE	RPI	RPI	RPI	RPI
DIV. I ONLY	8- 4	87	6-4	297	84	187	187	4	4	
DIV. I NON-CONF.	8- 4	86	6-4	299	84	186	186	4	4	
TOTALS	RPI 1-25	RPI 26-50	W-L RECORDS	RPI 51-100	RPI 101-150	RPI 150+				
8- 4	0- 2	0- 1	OVERALL	0- 0	1- 1	7- 0				
5- 2	0- 2	0- 0	HOME	0- 0	1- 0	4- 0				
2- 1	0- 0	0- 1	AWAY	0- 0	0- 0	2- 0				
1- 1	0- 0	0- 0	NEUTRAL	0- 0	0- 1	1- 0				
8- 4	0- 2	0- 1	NON-CONFERENCE	0- 0	1- 1	7- 0				
5- 2	0- 2	0- 0	HOME	0- 0	1- 0	4- 0				
2- 1	0- 0	0- 1	AWAY	0- 0	0- 0	2- 0				
1- 1	0- 0	0- 0	NEUTRAL	0- 0	0- 1	1- 0				
0- 0	0- 0	0- 0	CONFERENCE	0- 0	0- 0	0- 0				
0- 0	0- 0	0- 0	HOME	0- 0	0- 0	0- 0				
0- 0	0- 0	0- 0	AWAY	0- 0	0- 0	0- 0				
0- 0	0- 0	0- 0	NEUTRAL	0- 0	0- 0	0- 0				

RPI 1-25				RPI 26-50				RPI 51-100				RPI 101+				Team's RPI: 187	
RPI	S	Opponent	Score	RPI	S	Opponent	Score	RPI	S	Opponent	Score	RPI	S	Opponent	Score		
11	H	Florida St.	55 66	44	A	Kansas	66 76					131	N	Wake Forest	68 73		
15	H	Indiana	49 73									144	H	Samford	84 48		
												229	A	Prairie View	51 44		
												247	N	Xavier	67 64		
												265	H	Presbyterian	60 46		
												286	H	Longwood	71 54		
												301	A	Grambling	72 65		
												311	H	Mercer	71 50		
												350	H	Florida A&M	84 40		
LAST 10 Division I																	
				131	N	Wake Forest	68 73			229	A	Prairie View	51 44				
				247	N	Xavier	67 64			350	H	Florida A&M	84 40				
				311	H	Mercer	71 50			11	H	Florida St.	55 66				
				44	A	Kansas	66 76			15	H	Indiana	49 73				
				144	H	Samford	84 48			265	H	Presbyterian	60 46				

Non-Div I Games:

Florida

Average RPI Win:	0	WON-LOST	WINNING	LAST 10	STRENGTH OF	OPP. STRENGTH	TEAM	ADJ.	CONF.	ADJ CONF.
Average RPI Loss:	258	RECORD	PCT. RANK	GAMES	SCHEDULE	OF SCHEDULE	RPI	RPI	RPI	RPI
DIV. I ONLY	0- 8	338	0-8	317	351	350	350	31	31	
DIV. I NON-CONF.	0- 8	338	0-8	318	351	350	350	31	31	
TOTALS	RPI 1-25	RPI 26-50	W-L RECORDS	RPI 51-100	RPI 101-150	RPI 150+				
0- 8	0- 0	0- 0	OVERALL	0- 0	0- 0	0- 8				
0- 2	0- 0	0- 0	HOME	0- 0	0- 0	0- 2				
0- 6	0- 0	0- 0	AWAY	0- 0	0- 0	0- 6				
0- 0	0- 0	0- 0	NEUTRAL	0- 0	0- 0	0- 0				
0- 8	0- 0	0- 0	NON-CONFERENCE	0- 0	0- 0	0- 8				
0- 2	0- 0	0- 0	HOME	0- 0	0- 0	0- 2				
0- 6	0- 0	0- 0	AWAY	0- 0	0- 0	0- 6				
0- 0	0- 0	0- 0	NEUTRAL	0- 0	0- 0	0- 0				
0- 0	0- 0	0- 0	CONFERENCE	0- 0	0- 0	0- 0				
0- 0	0- 0	0- 0	HOME	0- 0	0- 0	0- 0				
0- 0	0- 0	0- 0	AWAY	0- 0	0- 0	0- 0				
0- 0	0- 0	0- 0	NEUTRAL	0- 0	0- 0	0- 0				

RPI 1-25			RPI 26-50			RPI 51-100			RPI 101+			Team's RPI: 350
RPI	S	Opponent	Score	RPI	S	Opponent	Score	RPI	S	Opponent	Score	
								182	A	Texas Tech	60	98
								187	A	Florida	40	84
								191	H	Alabama A&M	53	77
								203	H	Jacksonville	54	88
								305	A	USC Upstate	61	74
								319	A	Alcorn	42	58
								335	A	Mississippi Val.	70	71
								341	A	Jacksonville St.	67	72
LAST 10 Division I												
191	H	Alabama A&M	53	77	187	A	Florida	40	84			
203	H	Jacksonville	54	88	182	A	Texas Tech	60	98			
319	A	Alcorn	42	58	341	A	Jacksonville St.	67	72			
335	A	Mississippi Val.	70	71	305	A	USC Upstate	61	74			

Non-Div I Games: Johnson (FL) 102 40 Trinity Baptist 103 54

Florida A&M

Loss, Non-Conf, S Site, H Home A Away N Neutral

Average RPI Win:	143	WON-LOST	WINNING	LAST 10	STRENGTH OF	OPP. STRENGTH	TEAM	ADJ.	CONF.	ADJ CONF.
Average RPI Loss:	0	RECORD	PCT. RANK	GAMES	SCHEDULE	OF SCHEDULE	RPI	RPI	RPI	RPI
DIV. I ONLY	12- 0	1	10-0	80	57	11	11	3	3	
DIV. I NON-CONF.	11- 0	1	9-0	65	72	8	8	3	3	
TOTALS	RPI 1-25	RPI 26-50	W-L RECORDS	RPI 51-100	RPI 101-150	RPI 150+				
12- 0	1- 0	2- 0	OVERALL	2- 0	2- 0	5- 0				
6- 0	0- 0	0- 0	HOME	2- 0	2- 0	2- 0				
4- 0	0- 0	1- 0	AWAY	0- 0	0- 0	3- 0				
2- 0	1- 0	1- 0	NEUTRAL	0- 0	0- 0	0- 0				
11- 0	1- 0	2- 0	NON-CONFERENCE	2- 0	2- 0	4- 0				
6- 0	0- 0	0- 0	HOME	2- 0	2- 0	2- 0				
3- 0	0- 0	1- 0	AWAY	0- 0	0- 0	2- 0				
2- 0	1- 0	1- 0	NEUTRAL	0- 0	0- 0	0- 0				
1- 0	0- 0	0- 0	CONFERENCE	0- 0	0- 0	1- 0				
0- 0	0- 0	0- 0	HOME	0- 0	0- 0	0- 0				
1- 0	0- 0	0- 0	AWAY	0- 0	0- 0	1- 0				
0- 0	0- 0	0- 0	NEUTRAL	0- 0	0- 0	0- 0				

RPI 1-25				RPI 26-50				RPI 51-100				RPI 101+			
RPI	S	Opponent	Score	RPI	S	Opponent	Score	RPI	S	Opponent	Score	RPI	S	Opponent	Score
9	N	Texas A&M	80 58	29	A	LSU	70 62	55	H	St. John's (NY)	74 70	137	H	Michigan St.	78 68
				43	N	Michigan	79 69	70	H	North Florida	70 41	144	H	Samford	88 59
												184	A	Clemson	81 64
												187	A	Florida	66 55
												203	H	Jacksonville	75 41
												325	A	UIC	86 42
												330	H	Charleston So.	88 36
LAST 10 Division I															
				70	H	North Florida	70 41	43	N	Michigan	79 69				
				55	H	St. John's (NY)	74 70	187	A	Florida	66 55				
				184	A	Clemson	81 64	325	A	UIC	86 42				
				137	H	Michigan St.	78 68	144	H	Samford	88 59				
				9	N	Texas A&M	80 58	203	H	Jacksonville	75 41				

Non-Div I Games:

Florida St.

Average RPI Win:	171	WON-LOST	WINNING	LAST 10	STRENGTH OF	OPP. STRENGTH	TEAM	ADJ.	CONF.	ADJ CONF.
Average RPI Loss:	124	RECORD	PCT. RANK	GAMES	SCHEDULE	OF SCHEDULE	RPI	RPI	RPI	RPI
DIV. I ONLY	6- 5	149	6-4	155	108	142	142	11	11	
DIV. I NON-CONF.	6- 5	148	6-4	155	108	144	144	11	11	
TOTALS	RPI 1-25	RPI 26-50	W-L RECORDS	RPI 51-100	RPI 101-150	RPI 150+				
6- 5	0- 0	1- 0	OVERALL	1- 2	0- 1	4- 2				
3- 2	0- 0	0- 0	HOME	0- 1	0- 1	3- 0				
2- 2	0- 0	1- 0	AWAY	0- 0	0- 0	1- 2				
1- 1	0- 0	0- 0	NEUTRAL	1- 1	0- 0	0- 0				
6- 5	0- 0	1- 0	NON-CONFERENCE	1- 2	0- 1	4- 2				
3- 2	0- 0	0- 0	HOME	0- 1	0- 1	3- 0				
2- 2	0- 0	1- 0	AWAY	0- 0	0- 0	1- 2				
1- 1	0- 0	0- 0	NEUTRAL	1- 1	0- 0	0- 0				
0- 0	0- 0	0- 0	CONFERENCE	0- 0	0- 0	0- 0				
0- 0	0- 0	0- 0	HOME	0- 0	0- 0	0- 0				
0- 0	0- 0	0- 0	AWAY	0- 0	0- 0	0- 0				
0- 0	0- 0	0- 0	NEUTRAL	0- 0	0- 0	0- 0				

RPI 1-25				RPI 26-50				RPI 51-100				RPI 101+				Team's RPI: 142	
RPI	S	Opponent	Score	RPI	S	Opponent	Score	RPI	S	Opponent	Score	RPI	S	Opponent	Score		
				37	A	Charlotte	76 51	51	N	Arkansas	59 71	110	H	Villanova	66 73		
								73	H	Notre Dame	55 60	162	A	Columbia	51 70		
								86	N	Lehigh	59 57	189	H	Northeastern	74 58		
												219	A	Manhattan	51 45		
												225	A	Penn St.	59 72		
												238	H	Georgetown	67 54		
												257	H	Southern U.	65 52		
LAST 10 Division I																	
				238	H	Georgetown	67 54	257	H	Southern U.	65 52						
				219	A	Manhattan	51 45	189	H	Northeastern	74 58						
				86	N	Lehigh	59 57	110	H	Villanova	66 73						
				51	N	Arkansas	59 71	225	A	Penn St.	59 72						
				37	A	Charlotte	76 51	162	A	Columbia	51 70						

Non-Div I Games:

Fordham

Average RPI Win: 244		WON-LOST	WINNING	LAST 10	STRENGTH OF	OPP. STRENGTH	TEAM	ADJ.	CONF.	ADJ CONF.
Average RPI Loss: 119		RECORD	PCT. RANK	GAMES	SCHEDULE	OF SCHEDULE	RPI	RPI	RPI	RPI
DIV. I ONLY		7- 4	102	6-4	289	136	171	171	23	23
DIV. I NON-CONF.		5- 4	134	4-4	280	130	185	185	24	24
TOTALS	RPI 1-25		RPI 26-50		W-L RECORDS		RPI 51-100		RPI 101-150	RPI 150+
7- 4	0- 0		0- 0		OVERALL		0- 1		1- 2	6- 1
3- 1	0- 0		0- 0		HOME		0- 0		0- 1	3- 0
3- 2	0- 0		0- 0		AWAY		0- 0		1- 1	2- 1
1- 1	0- 0		0- 0		NEUTRAL		0- 1		0- 0	1- 0
5- 4	0- 0		0- 0		NON-CONFERENCE		0- 1		1- 2	4- 1
2- 1	0- 0		0- 0		HOME		0- 0		0- 1	2- 0
2- 2	0- 0		0- 0		AWAY		0- 0		1- 1	1- 1
1- 1	0- 0		0- 0		NEUTRAL		0- 1		0- 0	1- 0
2- 0	0- 0		0- 0		CONFERENCE		0- 0		0- 0	2- 0
1- 0	0- 0		0- 0		HOME		0- 0		0- 0	1- 0
1- 0	0- 0		0- 0		AWAY		0- 0		0- 0	1- 0
0- 0	0- 0		0- 0		NEUTRAL		0- 0		0- 0	0- 0

RPI 1-25				RPI 26-50				RPI 51-100				RPI 101+				Team's RPI: 171	
RPI	S	Opponent	Score	RPI	S	Opponent	Score	RPI	S	Opponent	Score	RPI	S	Opponent	Score		
								57	N	Yale	67 87	117	A	Santa Clara	66 90		
												118	H	BYU	65 71		
												149	A	Montana	76 63		
												185	A	Portland	64 75		
												223	H	Northern Ariz.	83 66		
												238	N	Georgetown	82 69		
												243	H	Utah St.	76 64		
												259	A	UNLV	72 66		
												273	H	UC Davis	73 65		
												322	A	Cal Poly	79 52		
LAST 10 Division I																	
				243	H	Utah St.	76 64					117	A	Santa Clara	66 90		
				259	A	UNLV	72 66					118	H	BYU	65 71		
				238	N	Georgetown	82 69					185	A	Portland	64 75		
				57	N	Yale	67 87					149	A	Montana	76 63		
				223	H	Northern Ariz.	83 66					273	H	UC Davis	73 65		

Non-Div I Games:	La Verne	111	56
------------------	----------	-----	----

Fresno St.

Loss, Non-Conf, S Site, H Home A Away N Neutral

Average RPI Win:	187	WON-LOST	WINNING	LAST 10	STRENGTH OF	OPP. STRENGTH	TEAM	ADJ.	CONF.	ADJ CONF.
Average RPI Loss:	92	RECORD	PCT. RANK	GAMES	SCHEDULE	OF SCHEDULE	RPI	RPI	RPI	RPI
DIV. I ONLY	7- 4	102	7-3	156	56	61	61	22	22	
DIV. I NON-CONF.	7- 4	102	7-3	157	57	62	62	22	22	
TOTALS	RPI 1-25	RPI 26-50	W-L RECORDS	RPI 51-100	RPI 101-150	RPI 150+				
7- 4	0- 0	0- 1	OVERALL	1- 2	2- 0	4- 1				
3- 0	0- 0	0- 0	HOME	0- 0	0- 0	3- 0				
3- 4	0- 0	0- 1	AWAY	1- 2	1- 0	1- 1				
1- 0	0- 0	0- 0	NEUTRAL	0- 0	1- 0	0- 0				
7- 4	0- 0	0- 1	NON-CONFERENCE	1- 2	2- 0	4- 1				
3- 0	0- 0	0- 0	HOME	0- 0	0- 0	3- 0				
3- 4	0- 0	0- 1	AWAY	1- 2	1- 0	1- 1				
1- 0	0- 0	0- 0	NEUTRAL	0- 0	1- 0	0- 0				
0- 0	0- 0	0- 0	CONFERENCE	0- 0	0- 0	0- 0				
0- 0	0- 0	0- 0	HOME	0- 0	0- 0	0- 0				
0- 0	0- 0	0- 0	AWAY	0- 0	0- 0	0- 0				
0- 0	0- 0	0- 0	NEUTRAL	0- 0	0- 0	0- 0				

RPI S	Opponent	Score	RPI S	Opponent	Score	RPI S	Opponent	Score	RPI S	Opponent	Score
			46 A	Georgia	48 77	60 A	Vanderbilt	46 74	144 A	Gardner-Webb	72 67
						78 A	Middle Tenn.	62 78	146 N	Saint Joseph's	63 48
						97 A	Richmond	70 69	166 H	Hampton	70 65
									177 A	Fla. Atlantic	69 63
									184 A	Clemson	71 77
									267 H	Ga. Southern	78 63
									312 H	Georgia St.	62 55
LAST 10 Division I											
177 A	Fla. Atlantic	69 63	146 N	Saint Joseph's	63 48						
46 A	Georgia	48 77	78 A	Middle Tenn.	62 78						
97 A	Richmond	70 69	60 A	Vanderbilt	46 74						
312 H	Georgia St.	62 55	166 H	Hampton	70 65						
144 A	Gardner-Webb	72 67	267 H	Ga. Southern	78 63						

Non-Div I Games: North Greenville 88 51

Furman

Ga. Southern

Through Games Of Dec. 22, 2019

Average RPI Win:	283	WON-LOST	WINNING	LAST 10	STRENGTH OF	OPP. STRENGTH	TEAM	ADJ.	CONF.	ADJ CONF.
Average RPI Loss:	168	RECORD	PCT. RANK	GAMES	SCHEDULE	OF SCHEDULE	RPI	RPI	RPI	RPI
DIV. I ONLY	3- 7	253	3-7	246	276	267	267	20	20	
DIV. I NON-CONF.	3- 7	251	3-7	249	278	267	267	20	20	
TOTALS	RPI 1-25	RPI 26-50	W-L RECORDS	RPI 51-100	RPI 101-150	RPI 150+				
3- 7	0- 0	0- 0	OVERALL	0- 2	0- 2	3- 3				
0- 2	0- 0	0- 0	HOME	0- 0	0- 1	0- 1				
2- 4	0- 0	0- 0	AWAY	0- 1	0- 1	2- 2				
1- 1	0- 0	0- 0	NEUTRAL	0- 1	0- 0	1- 0				
3- 7	0- 0	0- 0	NON-CONFERENCE	0- 2	0- 2	3- 3				
0- 2	0- 0	0- 0	HOME	0- 0	0- 1	0- 1				
2- 4	0- 0	0- 0	AWAY	0- 1	0- 1	2- 2				
1- 1	0- 0	0- 0	NEUTRAL	0- 1	0- 0	1- 0				
0- 0	0- 0	0- 0	CONFERENCE	0- 0	0- 0	0- 0				
0- 0	0- 0	0- 0	HOME	0- 0	0- 0	0- 0				
0- 0	0- 0	0- 0	AWAY	0- 0	0- 0	0- 0				
0- 0	0- 0	0- 0	NEUTRAL	0- 0	0- 0	0- 0				

RPI 1-25			RPI 26-50			RPI 51-100			RPI 101+			Team's RPI: 267
RPI	S	Opponent	Score	RPI	S	Opponent	Score	RPI	S	Opponent	Score	
						61 A Furman	63 78	104 H North Dakota		56 69		
						76 N Kent St.	48 62	135 A Bethune-Cookman		57 75		
								195 H Kennesaw St.		69 95		
								249 N St. Francis Brooklyn		78 47		
								291 A Wofford		70 57		
								297 A Ole Miss		66 69		
								308 A Winthrop		91 47		
								311 A Mercer		52 62		
LAST 10 Division I												
76 N		Kent St.	48 62	249 N		St. Francis Brooklyn	78 47					
297 A		Ole Miss	66 69	135 A		Bethune-Cookman	57 75					
311 A		Mercer	52 62	104 H		North Dakota	56 69					
291 A		Wofford	70 57	195 H		Kennesaw St.	69 95					
308 A		Winthrop	91 47	61 A		Furman	63 78					

Non-Div I Games:

Ga. Southern

■ Loss,
 ■ Non-Conf,
 ■ S Site,
 ■ Home
 ■ A Away
 N Neutral

Average RPI Win:	283	WON-LOST	WINNING	LAST 10	STRENGTH OF	OPP. STRENGTH	TEAM	ADJ.	CONF.	ADJ CONF.
Average RPI Loss:	43	RECORD	PCT. RANK	GAMES	SCHEDULE	OF SCHEDULE	RPI	RPI	RPI	RPI
DIV. I ONLY	5- 4	137	5-4	219	132	144	144	28	28	
DIV. I NON-CONF.	5- 4	134	5-4	222	133	146	146	28	28	
TOTALS	RPI 1-25	RPI 26-50	W-L RECORDS	RPI 51-100	RPI 101-150	RPI 150+				
5- 4	0- 0	0- 3	OVERALL	0- 1	0- 0	5- 0				
3- 1	0- 0	0- 0	HOME	0- 1	0- 0	3- 0				
2- 3	0- 0	0- 3	AWAY	0- 0	0- 0	2- 0				
0- 0	0- 0	0- 0	NEUTRAL	0- 0	0- 0	0- 0				
5- 4	0- 0	0- 3	NON-CONFERENCE	0- 1	0- 0	5- 0				
3- 1	0- 0	0- 0	HOME	0- 1	0- 0	3- 0				
2- 3	0- 0	0- 3	AWAY	0- 0	0- 0	2- 0				
0- 0	0- 0	0- 0	NEUTRAL	0- 0	0- 0	0- 0				
0- 0	0- 0	0- 0	CONFERENCE	0- 0	0- 0	0- 0				
0- 0	0- 0	0- 0	HOME	0- 0	0- 0	0- 0				
0- 0	0- 0	0- 0	AWAY	0- 0	0- 0	0- 0				
0- 0	0- 0	0- 0	NEUTRAL	0- 0	0- 0	0- 0				

RPI	S	Opponent	Score	RPI	S	Opponent	Score	RPI	S	Opponent	Score	RPI	S	Opponent	Score	Team's RPI: 144
26	A	Virginia Tech	65 87	61	H	Furman	67 72	199	H	Delaware	67 65					
37	A	Charlotte	49 74					277	A	Appalachian St.	67 56					
46	A	Georgia	56 84					291	H	Wofford	67 53					
								311	A	Mercer	65 62					
								336	H	Western Caro.	88 62					
LAST 10 Division I																
311	A	Mercer	65 62	46	A	Georgia	56 84									
199	H	Delaware	67 65	277	A	Appalachian St.	67 56									
26	A	Virginia Tech	65 87	291	H	Wofford	67 53									
61	H	Furman	67 72	37	A	Charlotte	49 74									
336	H	Western Caro.	88 62													

Non-Div I Games:

Gardner-Webb

George Mason

Through Games Of Dec. 22, 2019

Average RPI Win:	261	WON-LOST	WINNING	LAST 10	STRENGTH OF	OPP. STRENGTH	TEAM	ADJ.	CONF.	ADJ CONF.
Average RPI Loss:	132	RECORD	PCT. RANK	GAMES	SCHEDULE	OF SCHEDULE	RPI	RPI	RPI	RPI
DIV. I ONLY	5- 6	187	4-6	57	331	167	167	11	11	
DIV. I NON-CONF.	5- 6	185	4-6	58	333	168	168	11	11	
TOTALS	RPI 1-25	RPI 26-50	W-L RECORDS	RPI 51-100	RPI 101-150	RPI 150+				
5- 6	0- 0	0- 1	OVERALL	0- 1	0- 2	5- 2				
2- 4	0- 0	0- 1	HOME	0- 1	0- 0	2- 2				
3- 1	0- 0	0- 0	AWAY	0- 0	0- 1	3- 0				
0- 1	0- 0	0- 0	NEUTRAL	0- 0	0- 1	0- 0				
5- 6	0- 0	0- 1	NON-CONFERENCE	0- 1	0- 2	5- 2				
2- 4	0- 0	0- 1	HOME	0- 1	0- 0	2- 2				
3- 1	0- 0	0- 0	AWAY	0- 0	0- 1	3- 0				
0- 1	0- 0	0- 0	NEUTRAL	0- 0	0- 1	0- 0				
0- 0	0- 0	0- 0	CONFERENCE	0- 0	0- 0	0- 0				
0- 0	0- 0	0- 0	HOME	0- 0	0- 0	0- 0				
0- 0	0- 0	0- 0	AWAY	0- 0	0- 0	0- 0				
0- 0	0- 0	0- 0	NEUTRAL	0- 0	0- 0	0- 0				

RPI S	Opponent	Score	RPI S	Opponent	Score	RPI S	Opponent	Score	RPI S	Opponent	Score	Team's RPI: 167
26	H Virginia Tech	58 77	99	H Bucknell	51 64	119	N Bradley	59 61	143	A Coastal Caro.	59 74	
						178	H Howard	75 86	206	H American	73 55	
						225	A Penn St.	78 68	226	H UMKC	58 64	
						251	A Navy	67 58	298	A Col. of Charleston	72 61	
						327	H Detroit Mercy	75 62				
LAST 10 Division I												
99	H Bucknell	51 64	178	H Howard	75 86							
143	A Coastal Caro.	59 74	251	A Navy	67 58							
119	N Bradley	59 61	206	H American	73 55							
226	H UMKC	58 64	327	H Detroit Mercy	75 62							
225	A Penn St.	78 68	26	H Virginia Tech	58 77							

Non-Div I Games:

George Mason

■ Loss,
 ■ Non-Conf,
 S Site,
 ■ Home
 ■ Away
 N Neutral

Average RPI Win:	202	WON-LOST	WINNING	LAST 10	STRENGTH OF	OPP. STRENGTH	TEAM	ADJ.	CONF.	ADJ CONF.
Average RPI Loss:	70	RECORD	PCT. RANK	GAMES	SCHEDULE	OF SCHEDULE	RPI	RPI	RPI	RPI
DIV. I ONLY	6- 6	162	5-5	97	114	115	115	11	11	
DIV. I NON-CONF.	6- 6	162	5-5	98	114	115	115	11	11	
TOTALS	RPI 1-25	RPI 26-50	W-L RECORDS	RPI 51-100	RPI 101-150	RPI 150+				
6- 6	0- 1	0- 3	OVERALL	0- 1	2- 0	4- 1				
2- 3	0- 1	0- 2	HOME	0- 0	0- 0	2- 0				
4- 3	0- 0	0- 1	AWAY	0- 1	2- 0	2- 1				
0- 0	0- 0	0- 0	NEUTRAL	0- 0	0- 0	0- 0				
6- 6	0- 1	0- 3	NON-CONFERENCE	0- 1	2- 0	4- 1				
2- 3	0- 1	0- 2	HOME	0- 0	0- 0	2- 0				
4- 3	0- 0	0- 1	AWAY	0- 1	2- 0	2- 1				
0- 0	0- 0	0- 0	NEUTRAL	0- 0	0- 0	0- 0				
0- 0	0- 0	0- 0	CONFERENCE	0- 0	0- 0	0- 0				
0- 0	0- 0	0- 0	HOME	0- 0	0- 0	0- 0				
0- 0	0- 0	0- 0	AWAY	0- 0	0- 0	0- 0				
0- 0	0- 0	0- 0	NEUTRAL	0- 0	0- 0	0- 0				

RPI	S	Opponent	Score	RPI	S	Opponent	Score	RPI	S	Opponent	Score	RPI	S	Opponent	Score	Team's RPI: 115
12	H	Princeton	50 75	33	H	Minnesota	50 83	86	A	Lehigh	53 59	110	A	Villanova	68 56	
				40	H	James Madison	50 69					147	A	Memphis	64 63	
				45	A	Maryland	54 88					181	A	Quinnipiac	78 67	
												199	A	Delaware	63 49	
												206	A	American	53 66	
												238	H	Georgetown	52 49	
												337	H	Coppin St.	54 35	
LAST 10 Division I																
33	H	Minnesota	50 83	206	A	American	53 66									
181	A	Quinnipiac	78 67	40	H	James Madison	50 69									
199	A	Delaware	63 49	45	A	Maryland	54 88									
337	H	Coppin St.	54 35	147	A	Memphis	64 63									
238	H	Georgetown	52 49	86	A	Lehigh	53 59									

Non-Div I Games:

George Washington

■ Loss,
 ■ Non-Conf, S Site,
 ■ Home
 ■ Away
 N Neutral

Average RPI Win:	289	WON-LOST	WINNING	LAST 10	STRENGTH OF	OPP. STRENGTH	TEAM	ADJ.	CONF.	ADJ CONF.
Average RPI Loss:	121	RECORD	PCT. RANK	GAMES	SCHEDULE	OF SCHEDULE	RPI	RPI	RPI	RPI
DIV. I ONLY	3- 8	266	3-7	203	199	238	238	6	6	
DIV. I NON-CONF.	3- 8	266	3-7	206	200	238	238	6	6	
TOTALS	RPI 1-25	RPI 26-50	W-L RECORDS	RPI 51-100	RPI 101-150	RPI 150+				
3- 8	0- 0	0- 1	OVERALL	0- 1	0- 4	3- 2				
0- 3	0- 0	0- 1	HOME	0- 1	0- 1	0- 0				
3- 4	0- 0	0- 0	AWAY	0- 0	0- 3	3- 1				
0- 1	0- 0	0- 0	NEUTRAL	0- 0	0- 0	0- 1				
3- 8	0- 0	0- 1	NON-CONFERENCE	0- 1	0- 4	3- 2				
0- 3	0- 0	0- 1	HOME	0- 1	0- 1	0- 0				
3- 4	0- 0	0- 0	AWAY	0- 0	0- 3	3- 1				
0- 1	0- 0	0- 0	NEUTRAL	0- 0	0- 0	0- 1				
0- 0	0- 0	0- 0	CONFERENCE	0- 0	0- 0	0- 0				
0- 0	0- 0	0- 0	HOME	0- 0	0- 0	0- 0				
0- 0	0- 0	0- 0	AWAY	0- 0	0- 0	0- 0				
0- 0	0- 0	0- 0	NEUTRAL	0- 0	0- 0	0- 0				

RPI S	Opponent	Score	RPI S	Opponent	Score	RPI S	Opponent	Score	RPI S	Opponent	Score	Team's RPI: 238
40	H James Madison	59 66	97	H Richmond	49 51	113	H Rider	64 65				
						115	A George Washington	49 52				
						128	A Davidson	52 66				
						142	A Fordham	54 67				
						162	A Columbia	49 54				
						171	N Fresno St.	69 82				
						266	A LMU (CA)	64 53				
						292	A Pittsburgh	66 56				
						310	A UMES	57 39				
LAST 10 Division I												
142	A Fordham	54 67	310	A UMES	57 39							
162	A Columbia	49 54	113	H Rider	64 65							
171	N Fresno St.	69 82	40	H James Madison	59 66							
266	A LMU (CA)	64 53	292	A Pittsburgh	66 56							
115	A George Washington	49 52	97	H Richmond	49 51							

Non-Div I Games:

Georgetown

Average RPI Win:	154	WON-LOST	WINNING	LAST 10	STRENGTH OF	OPP. STRENGTH	TEAM	ADJ.	CONF.	ADJ CONF.
Average RPI Loss:	46	RECORD	PCT. RANK	GAMES	SCHEDULE	OF SCHEDULE	RPI	RPI	RPI	RPI
DIV. I ONLY	8- 4	87	6-4	7	205	46	46	4	4	
DIV. I NON-CONF.	8- 4	86	6-4	7	207	47	47	4	4	
TOTALS	RPI 1-25	RPI 26-50	W-L RECORDS	RPI 51-100	RPI 101-150	RPI 150+				
8- 4	0- 1	1- 2	OVERALL	2- 0	2- 1	3- 0				
6- 3	0- 1	0- 1	HOME	2- 0	1- 1	3- 0				
0- 1	0- 0	0- 1	AWAY	0- 0	0- 0	0- 0				
2- 0	0- 0	1- 0	NEUTRAL	0- 0	1- 0	0- 0				
8- 4	0- 1	1- 2	NON-CONFERENCE	2- 0	2- 1	3- 0				
6- 3	0- 1	0- 1	HOME	2- 0	1- 1	3- 0				
0- 1	0- 0	0- 1	AWAY	0- 0	0- 0	0- 0				
2- 0	0- 0	1- 0	NEUTRAL	0- 0	1- 0	0- 0				
0- 0	0- 0	0- 0	CONFERENCE	0- 0	0- 0	0- 0				
0- 0	0- 0	0- 0	HOME	0- 0	0- 0	0- 0				
0- 0	0- 0	0- 0	AWAY	0- 0	0- 0	0- 0				
0- 0	0- 0	0- 0	NEUTRAL	0- 0	0- 0	0- 0				

RPI 1-25				RPI 26-50				Team's RPI: 46				RPI 51-100				RPI 101+			
RPI	S	Opponent	Score	RPI	S	Opponent	Score	RPI	S	Opponent	Score	RPI	S	Opponent	Score	RPI	S	Opponent	Score
10	H	UCLA	50 59	26	N	Virginia Tech	77 72	61	H	Furman	77 48	110	H	Villanova	58 63				
				27	H	Georgia Tech	40 73	77	H	N.C. A&T	72 54	112	N	Butler	69 36				
				35	A	Baylor	38 72					144	H	Gardner-Webb	84 56				
												195	H	Kennesaw St.	80 65				
												305	H	USC Upstate	67 53				
												311	H	Mercer	76 60				
LAST 10 Division I																			
61	H	Furman	77 48	144	H	Gardner-Webb	84 56												
35	A	Baylor	38 72	10	H	UCLA	50 59												
26	N	Virginia Tech	77 72	110	H	Villanova	58 63												
112	N	Butler	69 36	311	H	Mercer	76 60												
305	H	USC Upstate	67 53	27	H	Georgia Tech	40 73												

Non-Div I Games:

Georgia

Average RPI Win:	320	WON-LOST	WINNING	LAST 10	STRENGTH OF	OPP. STRENGTH	TEAM	ADJ.	CONF.	ADJ CONF.
Average RPI Loss:	145	RECORD	PCT. RANK	GAMES	SCHEDULE	OF SCHEDULE	RPI	RPI	RPI	RPI
DIV. I ONLY	3- 8	266	3-7	261	243	312	312	20	20	
DIV. I NON-CONF.	3- 8	266	3-7	266	244	311	311	20	20	
TOTALS	RPI 1-25	RPI 26-50	W-L RECORDS	RPI 51-100	RPI 101-150	RPI 150+				
3- 8	0- 0	0- 2	OVERALL	0- 1	0- 1	3- 4				
2- 4	0- 0	0- 1	HOME	0- 0	0- 0	2- 3				
0- 4	0- 0	0- 1	AWAY	0- 1	0- 1	0- 1				
1- 0	0- 0	0- 0	NEUTRAL	0- 0	0- 0	1- 0				
3- 8	0- 0	0- 2	NON-CONFERENCE	0- 1	0- 1	3- 4				
2- 4	0- 0	0- 1	HOME	0- 0	0- 0	2- 3				
0- 4	0- 0	0- 1	AWAY	0- 1	0- 1	0- 1				
1- 0	0- 0	0- 0	NEUTRAL	0- 0	0- 0	1- 0				
0- 0	0- 0	0- 0	CONFERENCE	0- 0	0- 0	0- 0				
0- 0	0- 0	0- 0	HOME	0- 0	0- 0	0- 0				
0- 0	0- 0	0- 0	AWAY	0- 0	0- 0	0- 0				
0- 0	0- 0	0- 0	NEUTRAL	0- 0	0- 0	0- 0				

RPI S	Opponent	Score	RPI S	Opponent	Score	RPI S	Opponent	Score	RPI S	Opponent	Score	Team's RPI: 312
27	A Georgia Tech	28 69	45	H Maryland	41 114	61	A Furman	55 62	121	A UNC Greensboro	49 64	
									190	H Toledo	48 74	
									191	H Alabama A&M	52 67	
									214	A UTEP	68 71	
									294	H SIUE	74 73	
									313	H FIU	63 70	
									317	N New Mexico St.	59 51	
									349	H South Carolina St.	77 52	
LAST 10 Division I												
45	H Maryland	41 114	294	H SIUE	74 73							
121	A UNC Greensboro	49 64	349	H South Carolina St.	77 52							
61	A Furman	55 62	191	H Alabama A&M	52 67							
214	A UTEP	68 71	27	A Georgia Tech	28 69							
317	N New Mexico St.	59 51	313	H FIU	63 70							

Non-Div I Games:

Georgia St.

Georgia Tech

Through Games Of Dec. 22, 2019

Average RPI Win:	173	WON-LOST	WINNING	LAST 10	STRENGTH OF	OPP. STRENGTH	TEAM	ADJ.	CONF.	ADJ CONF.
Average RPI Loss:	25	RECORD	PCT. RANK	GAMES	SCHEDULE	OF SCHEDULE	RPI	RPI	RPI	RPI
DIV. I ONLY	9- 2	41	8-2	71	73	27	27	3	3	
DIV. I NON-CONF.	9- 2	40	8-2	72	74	27	27	3	3	
TOTALS	RPI 1-25	RPI 26-50	W-L RECORDS	RPI 51-100	RPI 101-150	RPI 150+				
9- 2	0- 1	1- 1	OVERALL	2- 0	1- 0	5- 0				
5- 0	0- 0	0- 0	HOME	1- 0	1- 0	3- 0				
2- 0	0- 0	1- 0	AWAY	0- 0	0- 0	1- 0				
2- 2	0- 1	0- 1	NEUTRAL	1- 0	0- 0	1- 0				
9- 2	0- 1	1- 1	NON-CONFERENCE	2- 0	1- 0	5- 0				
5- 0	0- 0	0- 0	HOME	1- 0	1- 0	3- 0				
2- 0	0- 0	1- 0	AWAY	0- 0	0- 0	1- 0				
2- 2	0- 1	0- 1	NEUTRAL	1- 0	0- 0	1- 0				
0- 0	0- 0	0- 0	CONFERENCE	0- 0	0- 0	0- 0				
0- 0	0- 0	0- 0	HOME	0- 0	0- 0	0- 0				
0- 0	0- 0	0- 0	AWAY	0- 0	0- 0	0- 0				
0- 0	0- 0	0- 0	NEUTRAL	0- 0	0- 0	0- 0				

RPI 1-25				RPI 26-50				Team's RPI: 27				RPI 51-100				RPI 101+			
RPI	S	Opponent	Score	RPI	S	Opponent	Score	RPI	S	Opponent	Score	RPI	S	Opponent	Score	RPI	S	Opponent	Score
9	N	Texas A&M	48 60	41	N	Rutgers	43 46	71	N	Seton Hall	79 54	105	H	Houston	69 38				
				46	A	Georgia	73 40	83	H	Wisconsin	60 41	195	A	Kennesaw St.	63 47				
												209	N	Rice	54 52				
												233	H	ETSU	87 48				
												301	H	Grambling	89 42				
												312	H	Georgia St.	69 28				
LAST 10 Division I																			
233	H	ETSU	87 48	209	N	Rice	54 52												
195	A	Kennesaw St.	63 47	9	N	Texas A&M	48 60												
83	H	Wisconsin	60 41	312	H	Georgia St.	69 28												
41	N	Rutgers	43 46	46	A	Georgia	73 40												
71	N	Seton Hall	79 54	301	H	Grambling	89 42												

Non-Div I Games:

Georgia Tech

■ Loss,
 ■ Non-Conf, S Site,
 ■ Home
 ■ Away
 N Neutral

Gonzaga

Through Games Of Dec. 22, 2019

Average RPI Win:	110	WON-LOST	WINNING	LAST 10	STRENGTH OF	OPP. STRENGTH	TEAM	ADJ.	CONF.	ADJ CONF.
Average RPI Loss:	4	RECORD	PCT. RANK	GAMES	SCHEDULE	OF SCHEDULE	RPI	RPI	RPI	RPI
DIV. I ONLY	11- 1	11	9-1	58	3	7	7	12	12	
DIV. I NON-CONF.	11- 1	11	9-1	59	3	7	7	12	12	
TOTALS	RPI 1-25	RPI 26-50	W-L RECORDS	RPI 51-100	RPI 101-150	RPI 150+				
11- 1	2- 1	0- 0	OVERALL	4- 0	3- 0	2- 0				
5- 0	1- 0	0- 0	HOME	2- 0	1- 0	1- 0				
3- 1	0- 1	0- 0	AWAY	1- 0	1- 0	1- 0				
3- 0	1- 0	0- 0	NEUTRAL	1- 0	1- 0	0- 0				
11- 1	2- 1	0- 0	NON-CONFERENCE	4- 0	3- 0	2- 0				
5- 0	1- 0	0- 0	HOME	2- 0	1- 0	1- 0				
3- 1	0- 1	0- 0	AWAY	1- 0	1- 0	1- 0				
3- 0	1- 0	0- 0	NEUTRAL	1- 0	1- 0	0- 0				
0- 0	0- 0	0- 0	CONFERENCE	0- 0	0- 0	0- 0				
0- 0	0- 0	0- 0	HOME	0- 0	0- 0	0- 0				
0- 0	0- 0	0- 0	AWAY	0- 0	0- 0	0- 0				
0- 0	0- 0	0- 0	NEUTRAL	0- 0	0- 0	0- 0				

RPI	S	Opponent	Score	RPI	S	Opponent	Score	RPI	S	Opponent	Score	RPI	S	Opponent	Score
2	H	Missouri St.	64 52					78	N	Middle Tenn.	62 50	127	N	Dayton	76 65
4	A	Stanford	70 76					85	H	Texas Southern	80 45	129	A	Montana St.	70 55
19	N	Purdue	63 50					96	H	CSU Bakersfield	92 48	134	H	UT Martin	78 55
								98	A	Washington St.	76 53	188	A	Wyoming	65 54
												259	H	Eastern Wash.	84 44
LAST 10 Division I															
85	H	Texas Southern	80 45	2	H	Missouri St.	64 52	188	A	Wyoming	65 54	127	N	Dayton	76 65
98	A	Washington St.	76 53	4	A	Stanford	70 76	259	H	Eastern Wash.	84 44				
129	A	Montana St.	70 55												
19	N	Purdue	63 50												
78	N	Middle Tenn.	62 50												

Non-Div I Games:

Gonzaga

■ Loss,
 ■ Non-Conf, S Site,
 ■ Home
 ■ Away
 N Neutral

Grambling

Through Games Of Dec. 22, 2019

Average RPI Win:	0	WON-LOST	WINNING	LAST 10	STRENGTH OF	OPP. STRENGTH	TEAM	ADJ.	CONF.	ADJ CONF.
Average RPI Loss:	150	RECORD	PCT. RANK	GAMES	SCHEDULE	OF SCHEDULE	RPI	RPI	RPI	RPI
DIV. I ONLY	0- 9	338	0-9	49	297	301	301	27	27	
DIV. I NON-CONF.	0- 9	338	0-9	50	299	301	301	27	27	
TOTALS	RPI 1-25	RPI 26-50	W-L RECORDS	RPI 51-100	RPI 101-150	RPI 150+				
0- 9	0- 0	0- 3	OVERALL	0- 1	0- 1	0- 4				
0- 2	0- 0	0- 0	HOME	0- 1	0- 0	0- 1				
0- 6	0- 0	0- 3	AWAY	0- 0	0- 0	0- 3				
0- 1	0- 0	0- 0	NEUTRAL	0- 0	0- 1	0- 0				
0- 9	0- 0	0- 3	NON-CONFERENCE	0- 1	0- 1	0- 4				
0- 2	0- 0	0- 0	HOME	0- 1	0- 0	0- 1				
0- 6	0- 0	0- 3	AWAY	0- 0	0- 0	0- 3				
0- 1	0- 0	0- 0	NEUTRAL	0- 0	0- 1	0- 0				
0- 0	0- 0	0- 0	CONFERENCE	0- 0	0- 0	0- 0				
0- 0	0- 0	0- 0	HOME	0- 0	0- 0	0- 0				
0- 0	0- 0	0- 0	AWAY	0- 0	0- 0	0- 0				
0- 0	0- 0	0- 0	NEUTRAL	0- 0	0- 0	0- 0				

RPI 1-25			RPI 26-50			RPI 51-100			RPI 101+			Team's RPI: 301
RPI	S	Opponent	Score	RPI	S	Opponent	Score	RPI	S	Opponent	Score	
				27	A	Georgia Tech	42 89	90	H	UT Arlington	54 88	108 N Binghamton
				28	A	Kentucky	35 81					187 H Florida
				35	A	Baylor	46 120					222 A Louisiana Tech
												313 A FIU
												344 A Northwestern St.
LAST 10 Division I												
222	A	Louisiana Tech	66 70	108	N	Binghamton	67 88					
344	A	Northwestern St.	61 65	313	A	FIU	55 56					
28	A	Kentucky	35 81	35	A	Baylor	46 120					
90	H	UT Arlington	54 88	187	H	Florida	65 72					
27	A	Georgia Tech	42 89									

Non-Div I Games: Centenary (LA) 106 42

Grambling

■ Loss,
 ■ Non-Conf,
 ■ S Site,
 ■ H Home
 ■ A Away
 N Neutral

Average RPI Win: 235		WON-LOST	WINNING	LAST 10	STRENGTH OF	OPP. STRENGTH	TEAM	ADJ.	CONF.	ADJ CONF.
Average RPI Loss: 162		RECORD	PCT. RANK	GAMES	SCHEDULE	OF SCHEDULE	RPI	RPI	RPI	RPI
DIV. I ONLY		3- 5	227	3-5	169	247	263	263	32	32
DIV. I NON-CONF.		3- 5	226	3-5	170	250	263	263	32	32
TOTALS		RPI 1-25	RPI 26-50	W-L RECORDS	RPI 51-100	RPI 101-150	RPI 150+			
3- 5	0- 0		0- 0	OVERALL	0- 0	0- 2	3- 3			
3- 2	0- 0		0- 0	HOME	0- 0	0- 1	3- 1			
0- 3	0- 0		0- 0	AWAY	0- 0	0- 1	0- 2			
0- 0	0- 0		0- 0	NEUTRAL	0- 0	0- 0	0- 0			
3- 5	0- 0		0- 0	NON-CONFERENCE	0- 0	0- 2	3- 3			
3- 2	0- 0		0- 0	HOME	0- 0	0- 1	3- 1			
0- 3	0- 0		0- 0	AWAY	0- 0	0- 1	0- 2			
0- 0	0- 0		0- 0	NEUTRAL	0- 0	0- 0	0- 0			
0- 0	0- 0		0- 0	CONFERENCE	0- 0	0- 0	0- 0			
0- 0	0- 0		0- 0	HOME	0- 0	0- 0	0- 0			
0- 0	0- 0		0- 0	AWAY	0- 0	0- 0	0- 0			
0- 0	0- 0		0- 0	NEUTRAL	0- 0	0- 0	0- 0			

RPI 1-25				RPI 26-50				RPI 51-100				RPI 101+				Team's RPI: 263	
RPI	S	Opponent	Score	RPI	S	Opponent	Score	RPI	S	Opponent	Score	RPI	S	Opponent	Score		
												104	H	North Dakota	76	78	
												149	A	Montana	67	72	
												164	A	Portland St.	46	69	
												169	H	Southern Utah	69	65	
												185	A	Portland	41	73	
												208	H	Cal St. Fullerton	70	80	
												259	H	UNLV	53	51	
												276	H	UC Santa Barbara	58	57	
LAST 10 Division I																	
				164	A	Portland St.	46	69	276	H	UC Santa Barbara	58	57				
				208	H	Cal St. Fullerton	70	80	259	H	UNLV	53	51				
				149	A	Montana	67	72	185	A	Portland	41	73				
				169	H	Southern Utah	69	65									
				104	H	North Dakota	76	78									

Non-Div I Games:	Benedictine Mesa	72	53	Whittier	77	41
------------------	------------------	----	----	----------	----	----

Grand Canyon

■ Loss, ■ Non-Conf, S Site, H Home A Away N Neutral

Average RPI Win:	163	WON-LOST	WINNING	LAST 10	STRENGTH OF	OPP. STRENGTH	TEAM	ADJ.	CONF.	ADJ CONF.
Average RPI Loss:	78	RECORD	PCT. RANK	GAMES	SCHEDULE	OF SCHEDULE	RPI	RPI	RPI	RPI
DIV. I ONLY	5- 7	209	4-6	68	27	124	124	18	18	
DIV. I NON-CONF.	5- 7	207	4-6	69	26	125	125	18	18	
TOTALS	RPI 1-25	RPI 26-50	W-L RECORDS	RPI 51-100	RPI 101-150	RPI 150+				
5- 7	0- 3	0- 1	OVERALL	1- 1	2- 1	2- 1				
1- 4	0- 2	0- 1	HOME	0- 0	0- 1	1- 0				
2- 2	0- 0	0- 0	AWAY	1- 1	0- 0	1- 1				
2- 1	0- 1	0- 0	NEUTRAL	0- 0	2- 0	0- 0				
5- 7	0- 3	0- 1	NON-CONFERENCE	1- 1	2- 1	2- 1				
1- 4	0- 2	0- 1	HOME	0- 0	0- 1	1- 0				
2- 2	0- 0	0- 0	AWAY	1- 1	0- 0	1- 1				
2- 1	0- 1	0- 0	NEUTRAL	0- 0	2- 0	0- 0				
0- 0	0- 0	0- 0	CONFERENCE	0- 0	0- 0	0- 0				
0- 0	0- 0	0- 0	HOME	0- 0	0- 0	0- 0				
0- 0	0- 0	0- 0	AWAY	0- 0	0- 0	0- 0				
0- 0	0- 0	0- 0	NEUTRAL	0- 0	0- 0	0- 0				

RPI 1-25				RPI 26-50				RPI 51-100				RPI 101+ Team's RPI: 124			
RPI	S	Opponent	Score	RPI	S	Opponent	Score	RPI	S	Opponent	Score	RPI	S	Opponent	Score
8	H	DePaul	65 76	49	H	Marquette	47 60	62	A	Central Mich.	111 105	109	N	Syracuse	79 73
13	N	Mississippi St.	58 83					75	A	Marist	60 72	114	N	Bowling Green	73 54
22	H	South Dakota	60 66									120	H	South Dakota St.	55 60
												186	H	Missouri	72 64
												261	A	Maine	60 61
												343	A	Chicago St.	102 46
LAST 10 Division I															
13	N	Mississippi St.	58 83	120	H	South Dakota St.	55 60								
114	N	Bowling Green	73 54	75	A	Marist	60 72								
343	A	Chicago St.	102 46	261	A	Maine	60 61								
49	H	Marquette	47 60	8	H	DePaul	65 76								
186	H	Missouri	72 64	109	N	Syracuse	79 73								

Non-Div I Games:

Green Bay

■ Loss,
■ Non-Conf,
■ S Site,
■ H Home
■ A Away
N Neutral

Average RPI Win:	157	WON-LOST	WINNING	LAST 10	STRENGTH OF	OPP. STRENGTH	TEAM	ADJ.	CONF.	ADJ CONF.
Average RPI Loss:	122	RECORD	PCT. RANK	GAMES	SCHEDULE	OF SCHEDULE	RPI	RPI	RPI	RPI
DIV. I ONLY	4- 5	197	4-5	148	109	166	166	28	28	
DIV. I NON-CONF.	4- 5	195	4-5	148	109	167	167	28	28	
TOTALS	RPI 1-25	RPI 26-50	W-L RECORDS	RPI 51-100	RPI 101-150	RPI 150+				
4- 5	0- 0	0- 0	OVERALL	2- 2	0- 1	2- 2				
0- 3	0- 0	0- 0	HOME	0- 0	0- 1	0- 2				
2- 2	0- 0	0- 0	AWAY	1- 2	0- 0	1- 0				
2- 0	0- 0	0- 0	NEUTRAL	1- 0	0- 0	1- 0				
4- 5	0- 0	0- 0	NON-CONFERENCE	2- 2	0- 1	2- 2				
0- 3	0- 0	0- 0	HOME	0- 0	0- 1	0- 2				
2- 2	0- 0	0- 0	AWAY	1- 2	0- 0	1- 0				
2- 0	0- 0	0- 0	NEUTRAL	1- 0	0- 0	1- 0				
0- 0	0- 0	0- 0	CONFERENCE	0- 0	0- 0	0- 0				
0- 0	0- 0	0- 0	HOME	0- 0	0- 0	0- 0				
0- 0	0- 0	0- 0	AWAY	0- 0	0- 0	0- 0				
0- 0	0- 0	0- 0	NEUTRAL	0- 0	0- 0	0- 0				

RPI 1-25			RPI 26-50			RPI 51-100			RPI 101+			Team's RPI: 166
RPI	S	Opponent	Score	RPI	S	Opponent	Score	RPI	S	Opponent	Score	
						59 A Old Dominion	38 75	111 H Liberty		59 83		
						61 A Furman	65 70	177 H Fla. Atlantic		63 64		
						74 A Alabama	64 61	201 H Norfolk St.		56 77		
						97 N Richmond	69 65	227 A Chattanooga		84 55		
								228 N Mt. St. Mary's		68 60		
LAST 10 Division I												
61 A Furman		65 70	97 N Richmond		69 65							
177 H Fla. Atlantic		63 64	59 A Old Dominion		38 75							
227 A Chattanooga		84 55	228 N Mt. St. Mary's		68 60							
74 A Alabama		64 61	111 H Liberty		59 83							
			201 H Norfolk St.		56 77							

Non-Div I Games:

Hampton

Hartford

Through Games Of Dec. 22, 2019

Average RPI Win:	0	WON-LOST	WINNING	LAST 10	STRENGTH OF	OPP. STRENGTH	TEAM	ADJ.	CONF.	ADJ CONF.
Average RPI Loss:	172	RECORD	PCT. RANK	GAMES	SCHEDULE	OF SCHEDULE	RPI	RPI	RPI	RPI
DIV. I ONLY	0- 12	338	0-10	89	328	316	316	29	29	
DIV. I NON-CONF.	0- 12	338	0-10	90	326	315	315	29	29	
TOTALS	RPI 1-25	RPI 26-50	W-L RECORDS	RPI 51-100	RPI 101-150	RPI 150+				
0- 12	0- 1	0- 0	OVERALL	0- 2	0- 2	0- 7				
0- 5	0- 0	0- 0	HOME	0- 1	0- 0	0- 4				
0- 7	0- 1	0- 0	AWAY	0- 1	0- 2	0- 3				
0- 0	0- 0	0- 0	NEUTRAL	0- 0	0- 0	0- 0				
0- 12	0- 1	0- 0	NON-CONFERENCE	0- 2	0- 2	0- 7				
0- 5	0- 0	0- 0	HOME	0- 1	0- 0	0- 4				
0- 7	0- 1	0- 0	AWAY	0- 1	0- 2	0- 3				
0- 0	0- 0	0- 0	NEUTRAL	0- 0	0- 0	0- 0				
0- 0	0- 0	0- 0	CONFERENCE	0- 0	0- 0	0- 0				
0- 0	0- 0	0- 0	HOME	0- 0	0- 0	0- 0				
0- 0	0- 0	0- 0	AWAY	0- 0	0- 0	0- 0				
0- 0	0- 0	0- 0	NEUTRAL	0- 0	0- 0	0- 0				

RPI 1-25				RPI 26-50				RPI 51-100				RPI 101+ Team's RPI: 316			
RPI	S	Opponent	Score	RPI	S	Opponent	Score	RPI	S	Opponent	Score	RPI	S	Opponent	Score
12	A	Princeton	42 73					64	H	Providence	57 75	125	A	Harvard	44 53
								89	A	Penn	46 74	137	A	Michigan St.	34 79
												154	A	Massachusetts	48 74
												157	H	Rhode Island	56 68
												172	A	William & Mary	44 61
												189	A	Northeastern	47 60
												306	H	NJIT	52 61
												324	H	Hofstra	41 43
												331	H	Central Conn. St.	54 61
LAST 10 Division I															
331	H	Central Conn. St.	54 61	189	A	Northeastern	47 60								
137	A	Michigan St.	34 79	12	A	Princeton	42 73								
125	A	Harvard	44 53	306	H	NJIT	52 61								
154	A	Massachusetts	48 74	89	A	Penn	46 74								
64	H	Providence	57 75	172	A	William & Mary	44 61								

Non-Div I Games:

Hartford

■ Loss,
 ■ Non-Conf,
 ■ S Site,
 ■ H Home
 ■ A Away
 N Neutral

Average RPI Win:	205	WON-LOST	WINNING	LAST 10	STRENGTH OF	OPP. STRENGTH	TEAM	ADJ.	CONF.	ADJ CONF.
Average RPI Loss:	137	RECORD	PCT. RANK	GAMES	SCHEDULE	OF SCHEDULE	RPI	RPI	RPI	RPI
DIV. I ONLY	8- 4	87	6-4	273	62	125	125	8	8	
DIV. I NON-CONF.	8- 4	86	6-4	276	62	126	126	8	8	
TOTALS	RPI 1-25	RPI 26-50	W-L RECORDS	RPI 51-100	RPI 101-150	RPI 150+				
8- 4	0- 0	0- 1	OVERALL	1- 0	0- 1	7- 2				
3- 1	0- 0	0- 0	HOME	1- 0	0- 0	2- 1				
5- 2	0- 0	0- 1	AWAY	0- 0	0- 0	5- 1				
0- 1	0- 0	0- 0	NEUTRAL	0- 0	0- 1	0- 0				
8- 4	0- 0	0- 1	NON-CONFERENCE	1- 0	0- 1	7- 2				
3- 1	0- 0	0- 0	HOME	1- 0	0- 0	2- 1				
5- 2	0- 0	0- 1	AWAY	0- 0	0- 0	5- 1				
0- 1	0- 0	0- 0	NEUTRAL	0- 0	0- 1	0- 0				
0- 0	0- 0	0- 0	CONFERENCE	0- 0	0- 0	0- 0				
0- 0	0- 0	0- 0	HOME	0- 0	0- 0	0- 0				
0- 0	0- 0	0- 0	AWAY	0- 0	0- 0	0- 0				
0- 0	0- 0	0- 0	NEUTRAL	0- 0	0- 0	0- 0				

RPI S	Opponent	Score	RPI S	Opponent	Score	RPI S	Opponent	Score	RPI S	Opponent	Score	Team's RPI: 125
41	A Rutgers	46 74	58	H California	56 53	146	N Saint Joseph's	39 63	153	A Northern Ill.	59 53	
						173	A La Salle	69 75	177	A Fla. Atlantic	65 51	
						181	A Quinnipiac	77 68	189	H Northeastern	44 46	
						210	A Boston U.	66 39	261	A Maine	69 40	
						281	H Siena	68 51	316	H Hartford	53 44	
LAST 10 Division I												
177	A Fla. Atlantic	65 51	146	N Saint Joseph's	39 63							
316	H Hartford	53 44	261	A Maine	69 40							
41	A Rutgers	46 74	189	H Northeastern	44 46							
173	A La Salle	69 75	181	A Quinnipiac	77 68							
281	H Siena	68 51	210	A Boston U.	66 39							

Non-Div I Games:

Harvard

Average RPI Win:	224	WON-LOST	WINNING	LAST 10	STRENGTH OF	OPP. STRENGTH	TEAM	ADJ.	CONF.	ADJ CONF.
Average RPI Loss:	113	RECORD	PCT. RANK	GAMES	SCHEDULE	OF SCHEDULE	RPI	RPI	RPI	RPI
DIV. I ONLY	5- 6	187	4-6	85	203	151	151	25	25	
DIV. I NON-CONF.	5- 6	185	4-6	87	205	152	152	25	25	
TOTALS	RPI 1-25	RPI 26-50	W-L RECORDS	RPI 51-100	RPI 101-150	RPI 150+				
5- 6	0- 2	0- 0	OVERALL	1- 2	1- 0	3- 2				
3- 3	0- 1	0- 0	HOME	1- 1	0- 0	2- 1				
2- 3	0- 1	0- 0	AWAY	0- 1	1- 0	1- 1				
0- 0	0- 0	0- 0	NEUTRAL	0- 0	0- 0	0- 0				
5- 6	0- 2	0- 0	NON-CONFERENCE	1- 2	1- 0	3- 2				
3- 3	0- 1	0- 0	HOME	1- 1	0- 0	2- 1				
2- 3	0- 1	0- 0	AWAY	0- 1	1- 0	1- 1				
0- 0	0- 0	0- 0	NEUTRAL	0- 0	0- 0	0- 0				
0- 0	0- 0	0- 0	CONFERENCE	0- 0	0- 0	0- 0				
0- 0	0- 0	0- 0	HOME	0- 0	0- 0	0- 0				
0- 0	0- 0	0- 0	AWAY	0- 0	0- 0	0- 0				
0- 0	0- 0	0- 0	NEUTRAL	0- 0	0- 0	0- 0				

RPI 1-25				RPI 26-50				RPI 51-100				RPI 101+ Team's RPI: 151			
RPI	S	Opponent	Score	RPI	S	Opponent	Score	RPI	S	Opponent	Score	RPI	S	Opponent	Score
5	A	Oregon St.	32 64					84	H	Texas	73 60	103	A	Washington	62 50
25	H	NC State	59 68					85	H	Texas Southern	57 74	205	H	North Texas	60 66
								93	A	Idaho	52 67	266	A	LMU (CA)	51 65
												290	A	Pepperdine	52 51
												300	H	San Diego St.	61 58
												345	H	UTSA	62 50
LAST 10 Division I															
				93	A	Idaho	52 67	103	A	Washington	62 50				
				85	H	Texas Southern	57 74	5	A	Oregon St.	32 64				
				345	H	UTSA	62 50	84	H	Texas	73 60				
				290	A	Pepperdine	52 51	25	H	NC State	59 68				
				266	A	LMU (CA)	51 65	205	H	North Texas	60 66				

Non-Div I Games: Hope Int'l 86 49

Hawaii

Loss,
Non-Conf, S Site, H Home A Away N Neutral

RPI 1-25				RPI 26-50				RPI 51-100				RPI 101+				Team's RPI: 296	
RPI	S	Opponent	Score	RPI	S	Opponent	Score	RPI	S	Opponent	Score	RPI	S	Opponent	Score		
24	A	Duke	57 93									112	A	Butler	52 74		
												121	A	UNC Greensboro	70 82		
												128	H	Davidson	63 73		
												201	A	Norfolk St.	58 72		
												206	A	American	48 56		
												233	H	ETSU	80 62		
												298	H	Col. of Charleston	70 79		
												323	A	N.C. Central	78 58		
LAST 10 Division I																	
				121	A	UNC Greensboro	70 82	112	A	Butler	52 74						
				233	H	ETSU	80 62	128	H	Davidson	63 73						
				298	H	Col. of Charleston	70 79	323	A	N.C. Central	78 58						
				24	A	Duke	57 93	201	A	Norfolk St.	58 72						
								206	A	American	48 56						

High Point

Average RPI Win:	272	WON-LOST	WINNING	LAST 10	STRENGTH OF	OPP. STRENGTH	TEAM	ADJ.	CONF.	ADJ CONF.
Average RPI Loss:	220	RECORD	PCT. RANK	GAMES	SCHEDULE	OF SCHEDULE	RPI	RPI	RPI	RPI
DIV. I ONLY	3- 6	233	3-6	311	316	324	324	16	16	
DIV. I NON-CONF.	3- 6	234	3-6	312	315	323	323	16	16	
TOTALS	RPI 1-25	RPI 26-50	W-L RECORDS	RPI 51-100	RPI 101-150	RPI 150+				
3- 6	0- 0	0- 0	OVERALL	0- 0	0- 2	3- 4				
2- 3	0- 0	0- 0	HOME	0- 0	0- 2	2- 1				
1- 3	0- 0	0- 0	AWAY	0- 0	0- 0	1- 3				
0- 0	0- 0	0- 0	NEUTRAL	0- 0	0- 0	0- 0				
3- 6	0- 0	0- 0	NON-CONFERENCE	0- 0	0- 2	3- 4				
2- 3	0- 0	0- 0	HOME	0- 0	0- 2	2- 1				
1- 3	0- 0	0- 0	AWAY	0- 0	0- 0	1- 3				
0- 0	0- 0	0- 0	NEUTRAL	0- 0	0- 0	0- 0				
0- 0	0- 0	0- 0	CONFERENCE	0- 0	0- 0	0- 0				
0- 0	0- 0	0- 0	HOME	0- 0	0- 0	0- 0				
0- 0	0- 0	0- 0	AWAY	0- 0	0- 0	0- 0				
0- 0	0- 0	0- 0	NEUTRAL	0- 0	0- 0	0- 0				

RPI 1-25			RPI 26-50			RPI 51-100			RPI 101+			Team's RPI: 324
RPI	S	Opponent	Score	RPI	S	Opponent	Score	RPI	S	Opponent	Score	
								106	H	Stony Brook	38	81
								132	H	Cleveland St.	51	61
								178	H	Howard	64	73
								221	H	Campbell	58	55
								274	A	Fairfield	64	73
								279	H	Morgan St.	51	39
								285	A	Sacred Heart	44	71
								316	A	Hartford	43	41
								342	A	LIU Brooklyn	46	85
LAST 10 Division I												
221	H	Campbell	58	55	279	H	Morgan St.	51	39			
274	A	Fairfield	64	73	342	A	LIU Brooklyn	46	85			
285	A	Sacred Heart	44	71	178	H	Howard	64	73			
316	A	Hartford	43	41	132	H	Cleveland St.	51	61			
					106	H	Stony Brook	38	81			

Non-Div I Games:

Hofstra

Holy Cross

Through Games Of Dec. 22, 2019

Average RPI Win:	235	WON-LOST	WINNING	LAST 10	STRENGTH OF	OPP. STRENGTH	TEAM	ADJ.	CONF.	ADJ CONF.
Average RPI Loss:	142	RECORD	PCT. RANK	GAMES	SCHEDULE	OF SCHEDULE	RPI	RPI	RPI	RPI
DIV. I ONLY	6- 3	87	6-3	179	285	91	91	13	13	
DIV. I NON-CONF.	6- 3	86	6-3	178	286	91	91	13	13	
TOTALS	RPI 1-25	RPI 26-50	W-L RECORDS	RPI 51-100	RPI 101-150	RPI 150+				
6- 3	0- 0	0- 0	OVERALL	1- 0	1- 1	4- 2				
4- 0	0- 0	0- 0	HOME	1- 0	1- 0	2- 0				
2- 3	0- 0	0- 0	AWAY	0- 0	0- 1	2- 2				
0- 0	0- 0	0- 0	NEUTRAL	0- 0	0- 0	0- 0				
6- 3	0- 0	0- 0	NON-CONFERENCE	1- 0	1- 1	4- 2				
4- 0	0- 0	0- 0	HOME	1- 0	1- 0	2- 0				
2- 3	0- 0	0- 0	AWAY	0- 0	0- 1	2- 2				
0- 0	0- 0	0- 0	NEUTRAL	0- 0	0- 0	0- 0				
0- 0	0- 0	0- 0	CONFERENCE	0- 0	0- 0	0- 0				
0- 0	0- 0	0- 0	HOME	0- 0	0- 0	0- 0				
0- 0	0- 0	0- 0	AWAY	0- 0	0- 0	0- 0				
0- 0	0- 0	0- 0	NEUTRAL	0- 0	0- 0	0- 0				

RPI S	Opponent	Score	RPI S	Opponent	Score	RPI S	Opponent	Score	RPI S	Opponent	Score
						87	H Boston College	80 71	116	A Illinois	75 78
									126	H Merrimack	68 42
									154	A Massachusetts	72 75
									157	A Rhode Island	58 73
									285	A Sacred Heart	65 52
									293	A Brown	83 71
									303	H Bryant	87 75
									318	H New Hampshire	82 61
LAST 10 Division I											
318	H New Hampshire	82 61	157	A Rhode Island	58 73						
285	A Sacred Heart	65 52	293	A Brown	83 71						
154	A Massachusetts	72 75	126	H Merrimack	68 42						
116	A Illinois	75 78	303	H Bryant	87 75						
			87	H Boston College	80 71						

Non-Div I Games:

Holy Cross

Loss, Non-Conf, S Site, H Home A Away N Neutral

Average RPI Win:	205	WON-LOST	WINNING	LAST 10	STRENGTH OF	OPP. STRENGTH	TEAM	ADJ.	CONF.	ADJ CONF.
Average RPI Loss:	78	RECORD	PCT. RANK	GAMES	SCHEDULE	OF SCHEDULE	RPI	RPI	RPI	RPI
DIV. I ONLY	6- 6	162	5-5	34	164	105	105	9	9	
DIV. I NON-CONF.	6- 6	162	5-5	35	167	105	105	9	9	
TOTALS	RPI 1-25	RPI 26-50	W-L RECORDS	RPI 51-100	RPI 101-150	RPI 150+				
6- 6	0- 1	1- 2	OVERALL	0- 0	0- 2	5- 1				
5- 1	0- 0	1- 1	HOME	0- 0	0- 0	4- 0				
0- 3	0- 1	0- 1	AWAY	0- 0	0- 0	0- 1				
1- 2	0- 0	0- 0	NEUTRAL	0- 0	0- 2	1- 0				
6- 6	0- 1	1- 2	NON-CONFERENCE	0- 0	0- 2	5- 1				
5- 1	0- 0	1- 1	HOME	0- 0	0- 0	4- 0				
0- 3	0- 1	0- 1	AWAY	0- 0	0- 0	0- 1				
1- 2	0- 0	0- 0	NEUTRAL	0- 0	0- 2	1- 0				
0- 0	0- 0	0- 0	CONFERENCE	0- 0	0- 0	0- 0				
0- 0	0- 0	0- 0	HOME	0- 0	0- 0	0- 0				
0- 0	0- 0	0- 0	AWAY	0- 0	0- 0	0- 0				
0- 0	0- 0	0- 0	NEUTRAL	0- 0	0- 0	0- 0				

RPI	S	Opponent	Score	RPI	S	Opponent	Score	RPI	S	Opponent	Score	RPI	S	Opponent	Score	Team's RPI: 105
9	A	Texas A&M	43 72	27	A	Georgia Tech	38 69					109	N	Syracuse	62 87	
				32	H	FGCU	45 57					130	N	San Francisco	57 80	
				39	H	Oklahoma	85 69					158	A	New Mexico	71 81	
												200	H	Southern Miss.	75 60	
												222	H	Louisiana Tech	67 53	
												246	N	California Baptist	96 75	
												255	H	Southeastern La.	78 65	
												268	H	Houston Baptist	82 60	
LAST 10 Division I																
200	H	Southern Miss.	75 60	130	N	San Francisco	57 80									
9	A	Texas A&M	43 72	246	N	California Baptist	96 75									
222	H	Louisiana Tech	67 53	109	N	Syracuse	62 87									
32	H	FGCU	45 57	39	H	Oklahoma	85 69									
158	A	New Mexico	71 81	268	H	Houston Baptist	82 60									

Non-Div I Games:

Houston

■ Loss,
 ■ Non-Conf,
 ■ S Site,
 ■ H Home
 ■ A Away
 N Neutral

Houston Baptist

Through Games Of Dec. 22, 2019

Average RPI Win:	283	WON-LOST	WINNING	LAST 10	STRENGTH OF	OPP. STRENGTH	TEAM	ADJ.	CONF.	ADJ CONF.
Average RPI Loss:	155	RECORD	PCT. RANK	GAMES	SCHEDULE	OF SCHEDULE	RPI	RPI	RPI	RPI
DIV. I ONLY	2- 7	286	2-7	176	303	268	268	26	26	
DIV. I NON-CONF.	2- 5	260	2-5	162	274	203	203	26	26	
TOTALS	RPI 1-25	RPI 26-50	W-L RECORDS	RPI 51-100	RPI 101-150	RPI 150+				
2- 7	0- 0	0- 1	OVERALL	0- 0	0- 3	2- 3				
0- 3	0- 0	0- 0	HOME	0- 0	0- 1	0- 2				
2- 4	0- 0	0- 1	AWAY	0- 0	0- 2	2- 1				
0- 0	0- 0	0- 0	NEUTRAL	0- 0	0- 0	0- 0				
2- 5	0- 0	0- 1	NON-CONFERENCE	0- 0	0- 2	2- 2				
0- 1	0- 0	0- 0	HOME	0- 0	0- 0	0- 1				
2- 4	0- 0	0- 1	AWAY	0- 0	0- 2	2- 1				
0- 0	0- 0	0- 0	NEUTRAL	0- 0	0- 0	0- 0				
0- 2	0- 0	0- 0	CONFERENCE	0- 0	0- 1	0- 1				
0- 2	0- 0	0- 0	HOME	0- 0	0- 1	0- 1				
0- 0	0- 0	0- 0	AWAY	0- 0	0- 0	0- 0				
0- 0	0- 0	0- 0	NEUTRAL	0- 0	0- 0	0- 0				

RPI 1-25			RPI 26-50			RPI 51-100			RPI 101+			Team's RPI: 268
RPI	S	Opponent	Score	RPI	S	Opponent	Score	RPI	S	Opponent	Score	
				35	A	Baylor	42 112					
								105	A	Houston	60 82	
								136	A	Wichita St.	42 59	
								150	H	SFA	42 59	
								182	A	Texas Tech	51 59	
								218	A	Oral Roberts	74 73	
								223	H	Northern Ariz.	62 79	
								255	H	Southeastern La.	59 69	
								348	A	La.-Monroe	72 65	
LAST 10 Division I												
255	H	Southeastern La.	59 69	223	H	Northern Ariz.	62 79					
150	H	SFA	42 59	136	A	Wichita St.	42 59					
182	A	Texas Tech	51 59	218	A	Oral Roberts	74 73					
348	A	La.-Monroe	72 65	105	A	Houston	60 82					
				35	A	Baylor	42 112					

Non-Div I Games: LSU-Shreveport 67 44 Paul Quinn 63 34

Houston Baptist

■ Loss,
 ■ Non-Conf,
 ■ S Site,
 ■ Home
 ■ A Away
 N Neutral

Average RPI Win:	281	WON-LOST	WINNING	LAST 10	STRENGTH OF	OPP. STRENGTH	TEAM	ADJ.	CONF.	ADJ CONF.
Average RPI Loss:	129	RECORD	PCT. RANK	GAMES	SCHEDULE	OF SCHEDULE	RPI	RPI	RPI	RPI
DIV. I ONLY	8- 4	87	7-3	288	292	178	178	31	31	
DIV. I NON-CONF.	8- 4	86	7-3	292	292	177	177	31	31	
TOTALS	RPI 1-25	RPI 26-50	W-L RECORDS	RPI 51-100	RPI 101-150	RPI 150+				
8- 4	0- 0	0- 0	OVERALL	0- 1	0- 2	8- 1				
3- 1	0- 0	0- 0	HOME	0- 0	0- 0	3- 1				
5- 1	0- 0	0- 0	AWAY	0- 0	0- 1	5- 0				
0- 2	0- 0	0- 0	NEUTRAL	0- 1	0- 1	0- 0				
8- 4	0- 0	0- 0	NON-CONFERENCE	0- 1	0- 2	8- 1				
3- 1	0- 0	0- 0	HOME	0- 0	0- 0	3- 1				
5- 1	0- 0	0- 0	AWAY	0- 0	0- 1	5- 0				
0- 2	0- 0	0- 0	NEUTRAL	0- 1	0- 1	0- 0				
0- 0	0- 0	0- 0	CONFERENCE	0- 0	0- 0	0- 0				
0- 0	0- 0	0- 0	HOME	0- 0	0- 0	0- 0				
0- 0	0- 0	0- 0	AWAY	0- 0	0- 0	0- 0				
0- 0	0- 0	0- 0	NEUTRAL	0- 0	0- 0	0- 0				

RPI 1-25				RPI 26-50				RPI 51-100				RPI 101+				Team's RPI: 178	
RPI	S	Opponent	Score	RPI	S	Opponent	Score	RPI	S	Opponent	Score	RPI	S	Opponent	Score		
								99	N	Bucknell	60	70	103	N	Washington	58	75
												139	A	South Fla.	53	82	
												167	A	George Mason	86	75	
												173	H	La Salle	62	78	
												232	H	Niagara	91	42	
												240	A	East Carolina	67	51	
												284	A	Loyola Maryland	75	69	
												324	A	Hofstra	73	64	
												329	H	Fairleigh Dickinson	64	56	
												332	A	UMBC	72	61	
												339	H	Saint Peter's	92	80	
LAST 10 Division I																	
				167	A	George Mason	86	75		99	N	Bucknell	60	70			
				240	A	East Carolina	67	51		324	A	Hofstra	73	64			
				232	H	Niagara	91	42		284	A	Loyola Maryland	75	69			
				329	H	Fairleigh Dickinson	64	56		339	H	Saint Peter's	92	80			
				103	N	Washington	58	75		139	A	South Fla.	53	82			

Non-Div I Games:

Howard

Average RPI Win:	111	WON-LOST	WINNING	LAST 10	STRENGTH OF	OPP. STRENGTH	TEAM	ADJ.	CONF.	ADJ CONF.
Average RPI Loss:	84	RECORD	PCT. RANK	GAMES	SCHEDULE	OF SCHEDULE	RPI	RPI	RPI	RPI
DIV. I ONLY	5- 5	162	5-5	38	40	54	54	18	18	
DIV. I NON-CONF.	5- 5	162	5-5	39	41	55	55	18	18	
TOTALS	RPI 1-25	RPI 26-50	W-L RECORDS	RPI 51-100	RPI 101-150	RPI 150+				
5- 5	0- 0	0- 2	OVERALL	3- 0	0- 3	2- 0				
3- 0	0- 0	0- 0	HOME	2- 0	0- 0	1- 0				
0- 5	0- 0	0- 2	AWAY	0- 0	0- 3	0- 0				
2- 0	0- 0	0- 0	NEUTRAL	1- 0	0- 0	1- 0				
5- 5	0- 0	0- 2	NON-CONFERENCE	3- 0	0- 3	2- 0				
3- 0	0- 0	0- 0	HOME	2- 0	0- 0	1- 0				
0- 5	0- 0	0- 2	AWAY	0- 0	0- 3	0- 0				
2- 0	0- 0	0- 0	NEUTRAL	1- 0	0- 0	1- 0				
0- 0	0- 0	0- 0	CONFERENCE	0- 0	0- 0	0- 0				
0- 0	0- 0	0- 0	HOME	0- 0	0- 0	0- 0				
0- 0	0- 0	0- 0	AWAY	0- 0	0- 0	0- 0				
0- 0	0- 0	0- 0	NEUTRAL	0- 0	0- 0	0- 0				

RPI S	Opponent	Score	RPI S	Opponent	Score	RPI S	Opponent	Score	RPI S	Opponent	Score
30	A Miami (FL)	65 74	36	A UNI	50 51	55	N St. John's (NY)	85 78	107	A Ohio	64 70
						67	H Ball St.	65 48	112	A Butler	61 64
						82	H Southern Ill.	81 78	134	A UT Martin	51 57
									174	N Elon	59 53
									179	H Eastern Ky.	72 42
LAST 10 Division I											
179	H Eastern Ky.	72 42	134	A UT Martin	51 57						
36	A UNI	50 51	112	A Butler	61 64						
107	A Ohio	64 70	30	A Miami (FL)	65 74						
174	N Elon	59 53	82	H Southern Ill.	81 78						
55	N St. John's (NY)	85 78	67	H Ball St.	65 48						

Non-Div I Games: Ind.-Northwest 103 45

IUPUI

Average RPI Win: 224		WON-LOST	WINNING	LAST 10	STRENGTH OF	OPP. STRENGTH	TEAM	ADJ.	CONF.	ADJ CONF.
Average RPI Loss: 100		RECORD	PCT. RANK	GAMES	SCHEDULE	OF SCHEDULE	RPI	RPI	RPI	RPI
DIV. I ONLY		5- 4	137	5-4	107	214	93	93	19	19
DIV. I NON-CONF.		5- 4	134	5-4	106	217	93	93	19	19
TOTALS	RPI 1-25	RPI 26-50		W-L RECORDS		RPI 51-100	RPI 101-150		RPI 150+	
5- 4	0- 0	0- 0		OVERALL		0- 2	1- 2		4- 0	
2- 0	0- 0	0- 0		HOME		0- 0	0- 0		2- 0	
3- 2	0- 0	0- 0		AWAY		0- 1	1- 1		2- 0	
0- 2	0- 0	0- 0		NEUTRAL		0- 1	0- 1		0- 0	
5- 4	0- 0	0- 0		NON-CONFERENCE		0- 2	1- 2		4- 0	
2- 0	0- 0	0- 0		HOME		0- 0	0- 0		2- 0	
3- 2	0- 0	0- 0		AWAY		0- 1	1- 1		2- 0	
0- 2	0- 0	0- 0		NEUTRAL		0- 1	0- 1		0- 0	
0- 0	0- 0	0- 0		CONFERENCE		0- 0	0- 0		0- 0	
0- 0	0- 0	0- 0		HOME		0- 0	0- 0		0- 0	
0- 0	0- 0	0- 0		AWAY		0- 0	0- 0		0- 0	
0- 0	0- 0	0- 0		NEUTRAL		0- 0	0- 0		0- 0	

[illegible]

Non-Div I Games:

Idaho

■ Loss, ■ Non-Conf, S Site, H Home A Away N Neutral

Average RPI Win:	340	WON-LOST	WINNING	LAST 10	STRENGTH OF	OPP. STRENGTH	TEAM	ADJ.	CONF.	ADJ CONF.
Average RPI Loss:	124	RECORD	PCT. RANK	GAMES	SCHEDULE	OF SCHEDULE	RPI	RPI	RPI	RPI
DIV. I ONLY	2- 5	263	2-5	217	254	256	256	19	19	
DIV. I NON-CONF.	2- 5	260	2-5	220	257	256	256	19	19	
TOTALS	RPI 1-25	RPI 26-50	W-L RECORDS	RPI 51-100	RPI 101-150	RPI 150+				
2- 5	0- 1	0- 0	OVERALL	0- 2	0- 0	2- 2				
1- 1	0- 0	0- 0	HOME	0- 0	0- 0	1- 1				
1- 4	0- 1	0- 0	AWAY	0- 2	0- 0	1- 1				
0- 0	0- 0	0- 0	NEUTRAL	0- 0	0- 0	0- 0				
2- 5	0- 1	0- 0	NON-CONFERENCE	0- 2	0- 0	2- 2				
1- 1	0- 0	0- 0	HOME	0- 0	0- 0	1- 1				
1- 4	0- 1	0- 0	AWAY	0- 2	0- 0	1- 1				
0- 0	0- 0	0- 0	NEUTRAL	0- 0	0- 0	0- 0				
0- 0	0- 0	0- 0	CONFERENCE	0- 0	0- 0	0- 0				
0- 0	0- 0	0- 0	HOME	0- 0	0- 0	0- 0				
0- 0	0- 0	0- 0	AWAY	0- 0	0- 0	0- 0				
0- 0	0- 0	0- 0	NEUTRAL	0- 0	0- 0	0- 0				

RPI 1-25				RPI 26-50				RPI 51-100				RPI 101+ Team's RPI: 256			
RPI	S	Opponent	Score	RPI	S	Opponent	Score	RPI	S	Opponent	Score	RPI	S	Opponent	Score
24	A	Duke	66 85					52	A	Oklahoma St.	52 70	243	A	Utah St.	61 69
								53	A	Arizona St.	69 74	246	H	California Baptist	68 74
												333	H	Seattle U	73 48
												346	A	Utah Valley	88 61
LAST 10 Division I															
246	H	California Baptist	68 74	243	A	Utah St.	61 69								
53	A	Arizona St.	69 74	333	H	Seattle U	73 48								
346	A	Utah Valley	88 61												
24	A	Duke	66 85												
52	A	Oklahoma St.	52 70												

Non-Div I Games: Arizona Christian 93 36 Montana Tech 83 57

Idaho St.

Illinois

Through Games Of Dec. 22, 2019

Average RPI Win:	224	WON-LOST	WINNING	LAST 10	STRENGTH OF	OPP. STRENGTH	TEAM	ADJ.	CONF.	ADJ CONF.
Average RPI Loss:	70	RECORD	PCT. RANK	GAMES	SCHEDULE	OF SCHEDULE	RPI	RPI	RPI	RPI
DIV. I ONLY	9- 2	41	8-2	262	179	116	116	2	2	
DIV. I NON-CONF.	9- 2	40	8-2	267	180	116	116	2	2	
TOTALS	RPI 1-25	RPI 26-50	W-L RECORDS	RPI 51-100	RPI 101-150	RPI 150+				
9- 2	0- 0	0- 1	OVERALL	2- 1	1- 0	6- 0				
8- 1	0- 0	0- 1	HOME	2- 0	1- 0	5- 0				
1- 1	0- 0	0- 0	AWAY	0- 1	0- 0	1- 0				
0- 0	0- 0	0- 0	NEUTRAL	0- 0	0- 0	0- 0				
9- 2	0- 0	0- 1	NON-CONFERENCE	2- 1	1- 0	6- 0				
8- 1	0- 0	0- 1	HOME	2- 0	1- 0	5- 0				
1- 1	0- 0	0- 0	AWAY	0- 1	0- 0	1- 0				
0- 0	0- 0	0- 0	NEUTRAL	0- 0	0- 0	0- 0				
0- 0	0- 0	0- 0	CONFERENCE	0- 0	0- 0	0- 0				
0- 0	0- 0	0- 0	HOME	0- 0	0- 0	0- 0				
0- 0	0- 0	0- 0	AWAY	0- 0	0- 0	0- 0				
0- 0	0- 0	0- 0	NEUTRAL	0- 0	0- 0	0- 0				

RPI S	Opponent	Score	RPI S	Opponent	Score	RPI S	Opponent	Score	RPI S	Opponent	Score	Team's RPI: 116
48	H Illinois St.	58 74	65	H Austin Peay	76 62	126	H Merrimack	75 72	186	A Missouri	58 51	
			91	H Holy Cross	78 75	265	H Presbyterian	71 52	299	H Ark.-Pine Bluff	65 50	
			92	A North Carolina	60 85	303	H Bryant	69 55	334	H Evansville	59 44	
						343	H Chicago St.	96 66				
LAST 10 Division I												
265	H Presbyterian	71 52	186	A Missouri	58 51							
303	H Bryant	69 55	334	H Evansville	59 44							
299	H Ark.-Pine Bluff	65 50	126	H Merrimack	75 72							
48	H Illinois St.	58 74	92	A North Carolina	60 85							
65	H Austin Peay	76 62	91	H Holy Cross	78 75							

Non-Div I Games:

Illinois

Loss, Non-Conf, S Site, H Home A Away N Neutral

Average RPI Win:	184	WON-LOST	WINNING	LAST 10	STRENGTH OF	OPP. STRENGTH	TEAM	ADJ.	CONF.	ADJ CONF.
Average RPI Loss:	44	RECORD	PCT. RANK	GAMES	SCHEDULE	OF SCHEDULE	RPI	RPI	RPI	RPI
DIV. I ONLY	7- 2	57	7-2	152	75	48	48	7	7	
DIV. I NON-CONF.	7- 2	56	7-2	152	76	49	49	7	7	
TOTALS	RPI 1-25	RPI 26-50	W-L RECORDS	RPI 51-100	RPI 101-150	RPI 150+				
7- 2	0- 0	0- 2	OVERALL	0- 0	3- 0	4- 0				
5- 0	0- 0	0- 0	HOME	0- 0	1- 0	4- 0				
2- 2	0- 0	0- 2	AWAY	0- 0	2- 0	0- 0				
0- 0	0- 0	0- 0	NEUTRAL	0- 0	0- 0	0- 0				
7- 2	0- 0	0- 2	NON-CONFERENCE	0- 0	3- 0	4- 0				
5- 0	0- 0	0- 0	HOME	0- 0	1- 0	4- 0				
2- 2	0- 0	0- 2	AWAY	0- 0	2- 0	0- 0				
0- 0	0- 0	0- 0	NEUTRAL	0- 0	0- 0	0- 0				
0- 0	0- 0	0- 0	CONFERENCE	0- 0	0- 0	0- 0				
0- 0	0- 0	0- 0	HOME	0- 0	0- 0	0- 0				
0- 0	0- 0	0- 0	AWAY	0- 0	0- 0	0- 0				
0- 0	0- 0	0- 0	NEUTRAL	0- 0	0- 0	0- 0				

RPI S	Opponent	Score	RPI S	Opponent	Score	RPI S	Opponent	Score	RPI S	Opponent	Score
			38	A Saint Louis	56 61				104	A North Dakota	66 58
			49	A Marquette	41 58				116	A Illinois	74 58
									134	H UT Martin	70 47
									153	H Northern Ill.	69 66
									230	H Western Ill.	78 65
									258	H Jackson St.	77 55
									294	H SIUE	74 53
LAST 10 Division I											
			134	H UT Martin	70 47				258	H Jackson St.	77 55
			104	A North Dakota	66 58				294	H SIUE	74 53
			153	H Northern Ill.	69 66				38	A Saint Louis	56 61
			116	A Illinois	74 58				230	H Western Ill.	78 65
			49	A Marquette	41 58						

Non-Div I Games: Truman 87 60

Illinois St.

Through Games of Dec. 11, 1919				Through Games of Dec. 11, 1919						
Average RPI Win:	0	WON-LOST	WINNING	LAST 10	STRENGTH OF	OPP. STRENGTH	TEAM	ADJ.	CONF.	ADJ CONF.
Average RPI Loss:	260	RECORD	PCT. RANK	GAMES	SCHEDULE	OF SCHEDULE	RPI	RPI	RPI	RPI
DIV. I ONLY	0- 6	338	0-6	345	333	351	351	26	26	
DIV. I NON-CONF.	0- 5	338	0-5	342	330	351	351	26	26	
TOTALS	RPI 1-25	RPI 26-50	W-L RECORDS	RPI 51-100	RPI 101-150	RPI 150+				
0- 6	0- 0	0- 0	OVERALL	0- 0	0- 1	0- 5				
0- 2	0- 0	0- 0	HOME	0- 0	0- 0	0- 2				
0- 4	0- 0	0- 0	AWAY	0- 0	0- 1	0- 3				
0- 0	0- 0	0- 0	NEUTRAL	0- 0	0- 0	0- 0				
0- 5	0- 0	0- 0	NON-CONFERENCE	0- 0	0- 1	0- 4				
0- 1	0- 0	0- 0	HOME	0- 0	0- 0	0- 1				
0- 4	0- 0	0- 0	AWAY	0- 0	0- 1	0- 3				
0- 0	0- 0	0- 0	NEUTRAL	0- 0	0- 0	0- 0				
0- 1	0- 0	0- 0	CONFERENCE	0- 0	0- 0	0- 1				
0- 1	0- 0	0- 0	HOME	0- 0	0- 0	0- 1				
0- 0	0- 0	0- 0	AWAY	0- 0	0- 0	0- 0				
0- 0	0- 0	0- 0	NEUTRAL	0- 0	0- 0	0- 0				

RPI 1-25				RPI 26-50				RPI 51-100				RPI 101+				Team's RPI: 351	
RPI	S	Opponent	Score	RPI	S	Opponent	Score	RPI	S	Opponent	Score	RPI	S	Opponent	Score		
												107	A	Ohio	41	78	
												212	A	Kansas St.	41	85	
												295	A	Colorado St.	47	75	
												300	H	San Diego St.	48	57	
												302	H	Central Ark.	37	47	
												345	A	UTSA	56	63	
LAST 10 Division I																	
				345	A	UTSA	56	63	300	H	San Diego St.	48	57				
									302	H	Central Ark.	37	47				
									212	A	Kansas St.	41	85				
									295	A	Colorado St.	47	75				
									107	A	Ohio	41	78				

Non-Div I Games:	Schreiner	70	35	Tex. A&M Int'l	55	38	UNKNOWN	74	52
------------------	-----------	----	----	----------------	----	----	---------	----	----

Incarnate Word

■ Loss, ■ Non-Conf, S Site, H Home A Away N Neutral

Average RPI Win: 143		WON-LOST	WINNING	LAST 10	STRENGTH OF	OPP. STRENGTH	TEAM	ADJ.	CONF.	ADJ CONF.
Average RPI Loss: 23		RECORD	PCT. RANK	GAMES	SCHEDULE	OF SCHEDULE	RPI	RPI	RPI	RPI
DIV. I ONLY		10- 2	34	8-2	24	74	15	15	2	2
DIV. I NON-CONF.		10- 2	34	8-2	23	75	15	15	2	2
TOTALS	RPI 1-25	RPI 26-50		W-L RECORDS		RPI 51-100	RPI 101-150	RPI 150+		
10- 2	1- 1	1- 1		OVERALL		2- 0	1- 0	5- 0		
5- 1	0- 1	0- 0		HOME		1- 0	0- 0	4- 0		
3- 0	0- 0	1- 0		AWAY		0- 0	1- 0	1- 0		
2- 1	1- 0	0- 1		NEUTRAL		1- 0	0- 0	0- 0		
10- 2	1- 1	1- 1		NON-CONFERENCE		2- 0	1- 0	5- 0		
5- 1	0- 1	0- 0		HOME		1- 0	0- 0	4- 0		
3- 0	0- 0	1- 0		AWAY		0- 0	1- 0	1- 0		
2- 1	1- 0	0- 1		NEUTRAL		1- 0	0- 0	0- 0		
0- 0	0- 0	0- 0		CONFERENCE		0- 0	0- 0	0- 0		
0- 0	0- 0	0- 0		HOME		0- 0	0- 0	0- 0		
0- 0	0- 0	0- 0		AWAY		0- 0	0- 0	0- 0		
0- 0	0- 0	0- 0		NEUTRAL		0- 0	0- 0	0- 0		

RPI 1-25				Team's RPI: 15		RPI 26-50				RPI 51-100				RPI 101+					
RPI	S	Opponent	Score		RPI	S	Opponent	Score		RPI	S	Opponent	Score		RPI	S	Opponent	Score	
6	N	South Carolina	71	57	30	A	Miami (FL)	58	45	70	H	North Florida	72	45	112	A	Butler	64	53
10	H	UCLA	58	68	35	N	Baylor	62	77	98	N	Washington St.	78	44	160	H	Youngstown St.	93	56
														187 A Florida 73 49					
														228 H Mt. St. Mary's 75 52					
														258 H Jackson St. 91 51					
														282 H Nicholls St. 111 47					
LAST 10 Division I																			
10	H	UCLA	58	68	30	A	Miami (FL)	58	45	70	H	North Florida	72	45	112	A	Butler	64	53
160	H	Youngstown St.	93	56	98	N	Washington St.	78	44	160	H	Youngstown St.	93	56	187	A	Florida	73	49
112	A	Butler	64	53	35	N	Baylor	62	77	70	H	North Florida	72	45	228	H	Mt. St. Mary's	75	52
70	H	North Florida	72	45	6	N	South Carolina	71	57	98	N	Washington St.	78	44	258	H	Jackson St.	91	51
258	H	Jackson St.	91	51	187	A	Florida	73	49	112	A	Butler	64	53	282	H	Nicholls St.	111	47

Non-Div I Games:

Indiana

■ Loss, ■ Non-Conf, S Site, H Home A Away N Neutral

Average RPI Win:	289	WON-LOST	WINNING	LAST 10	STRENGTH OF	OPP. STRENGTH	TEAM	ADJ.	CONF.	ADJ CONF.
Average RPI Loss:	171	RECORD	PCT. RANK	GAMES	SCHEDULE	OF SCHEDULE	RPI	RPI	RPI	RPI
DIV. I ONLY	2- 9	307	2-8	153	332	289	289	7	7	
DIV. I NON-CONF.	2- 9	307	2-8	153	334	291	291	7	7	
TOTALS	RPI 1-25	RPI 26-50	W-L RECORDS	RPI 51-100	RPI 101-150	RPI 150+				
2- 9	0- 0	0- 2	OVERALL	0- 1	0- 0	2- 6				
0- 3	0- 0	0- 0	HOME	0- 0	0- 0	0- 3				
2- 5	0- 0	0- 2	AWAY	0- 1	0- 0	2- 2				
0- 1	0- 0	0- 0	NEUTRAL	0- 0	0- 0	0- 1				
2- 9	0- 0	0- 2	NON-CONFERENCE	0- 1	0- 0	2- 6				
0- 3	0- 0	0- 0	HOME	0- 0	0- 0	0- 3				
2- 5	0- 0	0- 2	AWAY	0- 1	0- 0	2- 2				
0- 1	0- 0	0- 0	NEUTRAL	0- 0	0- 0	0- 1				
0- 0	0- 0	0- 0	CONFERENCE	0- 0	0- 0	0- 0				
0- 0	0- 0	0- 0	HOME	0- 0	0- 0	0- 0				
0- 0	0- 0	0- 0	AWAY	0- 0	0- 0	0- 0				
0- 0	0- 0	0- 0	NEUTRAL	0- 0	0- 0	0- 0				

RPI S	Opponent	Score	RPI S	Opponent	Score	RPI S	Opponent	Score	RPI S	Opponent	Score	Team's RPI: 289
44	A Kansas	72 84	47	A Colorado	46 59	81	A Pacific	66 83	156	H Southeast Mo. St.	58 68	
									180	A Murray St.	62 70	
									230	A Western Ill.	72 83	
									237	H Northern Ky.	68 70	
									245	N CSUN	59 67	
									253	A Eastern Ill.	59 57	
									320	H Marshall	60 72	
									325	A UIC	61 40	
LAST 10 Division I												
156	H Southeast Mo. St.	58 68	245	N CSUN	59 67							
237	H Northern Ky.	68 70	81	A Pacific	66 83							
180	A Murray St.	62 70	47	A Colorado	46 59							
320	H Marshall	60 72	325	A UIC	61 40							
253	A Eastern Ill.	59 57	230	A Western Ill.	72 83							

Non-Div I Games:

Indiana St.

Average RPI Win:	308	WON-LOST	WINNING	LAST 10	STRENGTH OF	OPP. STRENGTH	TEAM	ADJ.	CONF.	ADJ CONF.
Average RPI Loss:	115	RECORD	PCT. RANK	GAMES	SCHEDULE	OF SCHEDULE	RPI	RPI	RPI	RPI
DIV. I ONLY	1- 8	322	1-8	11	318	197	197	24	24	
DIV. I NON-CONF.	1- 8	322	1-8	12	317	196	196	23	23	
TOTALS	RPI 1-25	RPI 26-50	W-L RECORDS	RPI 51-100	RPI 101-150	RPI 150+				
1- 8	0- 0	0- 0	OVERALL	0- 4	0- 2	1- 2				
0- 3	0- 0	0- 0	HOME	0- 2	0- 0	0- 1				
1- 3	0- 0	0- 0	AWAY	0- 2	0- 1	1- 0				
0- 2	0- 0	0- 0	NEUTRAL	0- 0	0- 1	0- 1				
1- 8	0- 0	0- 0	NON-CONFERENCE	0- 4	0- 2	1- 2				
0- 3	0- 0	0- 0	HOME	0- 2	0- 0	0- 1				
1- 3	0- 0	0- 0	AWAY	0- 2	0- 1	1- 0				
0- 2	0- 0	0- 0	NEUTRAL	0- 0	0- 1	0- 1				
0- 0	0- 0	0- 0	CONFERENCE	0- 0	0- 0	0- 0				
0- 0	0- 0	0- 0	HOME	0- 0	0- 0	0- 0				
0- 0	0- 0	0- 0	AWAY	0- 0	0- 0	0- 0				
0- 0	0- 0	0- 0	NEUTRAL	0- 0	0- 0	0- 0				

RPI 1-25			RPI 26-50			RPI 51-100			RPI 101+			Team's RPI: 197
RPI	S	Opponent	Score	RPI	S	Opponent	Score	RPI	S	Opponent	Score	
						62 A Central Mich.	50 70	103 N Washington		34 65		
						71 H Seton Hall	37 89	106 A Stony Brook		40 59		
						89 A Penn	42 74	154 H Massachusetts		51 65		
						95 H Duquesne	74 76	242 N Towson		58 75		
								308 A Winthrop		68 61		
LAST 10 Division I												
154 H Massachusetts			51 65	103 N Washington			34 65					
71 H Seton Hall			37 89	106 A Stony Brook			40 59					
62 A Central Mich.			50 70	89 A Penn			42 74					
242 N Towson			58 75	95 H Duquesne			74 76					
				308 A Winthrop			68 61					

Non-Div I Games:

Iona

Average RPI Win:	166	WON-LOST	WINNING	LAST 10	STRENGTH OF	OPP. STRENGTH	TEAM	ADJ.	CONF.	ADJ CONF.
Average RPI Loss:	70	RECORD	PCT. RANK	GAMES	SCHEDULE	OF SCHEDULE	RPI	RPI	RPI	RPI
DIV. I ONLY	9- 2	41	8-2	25	186	16	16	2	2	
DIV. I NON-CONF.	9- 2	40	8-2	24	188	16	16	2	2	
TOTALS	RPI 1-25	RPI 26-50	W-L RECORDS	RPI 51-100	RPI 101-150	RPI 150+				
9- 2	1- 0	1- 1	OVERALL	0- 0	1- 1	6- 0				
6- 0	1- 0	1- 0	HOME	0- 0	0- 0	4- 0				
1- 1	0- 0	0- 1	AWAY	0- 0	0- 0	1- 0				
2- 1	0- 0	0- 0	NEUTRAL	0- 0	1- 1	1- 0				
9- 2	1- 0	1- 1	NON-CONFERENCE	0- 0	1- 1	6- 0				
6- 0	1- 0	1- 0	HOME	0- 0	0- 0	4- 0				
1- 1	0- 0	0- 1	AWAY	0- 0	0- 0	1- 0				
2- 1	0- 0	0- 0	NEUTRAL	0- 0	1- 1	1- 0				
0- 0	0- 0	0- 0	CONFERENCE	0- 0	0- 0	0- 0				
0- 0	0- 0	0- 0	HOME	0- 0	0- 0	0- 0				
0- 0	0- 0	0- 0	AWAY	0- 0	0- 0	0- 0				
0- 0	0- 0	0- 0	NEUTRAL	0- 0	0- 0	0- 0				

RPI 1-25				RPI 26-50				RPI 51-100				RPI 101+			
RPI	S	Opponent	Score	RPI	S	Opponent	Score	RPI	S	Opponent	Score	RPI	S	Opponent	Score
12	H	Princeton	77 75	34	H	Drake	79 67					103	N	Washington	63 70
				36	A	UNI	66 88					122	N	Cincinnati	69 61
												163	A	Iowa St.	75 69
												177	H	Fla. Atlantic	85 53
												184	H	Clemson	74 60
												236	H	North Ala.	86 81
												242	N	Towson	100 72
												323	H	N.C. Central	102 50
LAST 10 Division I															
				34	H	Drake	79 67					242	N	Towson	100 72
				323	H	N.C. Central	102 50					122	N	Cincinnati	69 61
				163	A	Iowa St.	75 69					12	H	Princeton	77 75
				184	H	Clemson	74 60					36	A	UNI	66 88
				103	N	Washington	63 70					236	H	North Ala.	86 81

Non-Div I Games:

Iowa

Average RPI Win: 194		WON-LOST	WINNING	LAST 10	STRENGTH OF	OPP. STRENGTH	TEAM	ADJ.	CONF.	ADJ CONF.
Average RPI Loss: 29		RECORD	PCT. RANK	GAMES	SCHEDULE	OF SCHEDULE	RPI	RPI	RPI	RPI
DIV. I ONLY		7- 3	79	7-3	304	2	163	163	5	5
DIV. I NON-CONF.		7- 3	78	7-3	305	2	164	164	5	5
TOTALS		RPI 1-25	RPI 26-50		W-L RECORDS		RPI 51-100	RPI 101-150		RPI 150+
7- 3	0- 1	0- 2		OVERALL		2- 0	0- 0		5- 0	
5- 2	0- 1	0- 1		HOME		1- 0	0- 0		4- 0	
2- 1	0- 0	0- 1		AWAY		1- 0	0- 0		1- 0	
0- 0	0- 0	0- 0		NEUTRAL		0- 0	0- 0		0- 0	
7- 3	0- 1	0- 2		NON-CONFERENCE		2- 0	0- 0		5- 0	
5- 2	0- 1	0- 1		HOME		1- 0	0- 0		4- 0	
2- 1	0- 0	0- 1		AWAY		1- 0	0- 0		1- 0	
0- 0	0- 0	0- 0		NEUTRAL		0- 0	0- 0		0- 0	
0- 0	0- 0	0- 0		CONFERENCE		0- 0	0- 0		0- 0	
0- 0	0- 0	0- 0		HOME		0- 0	0- 0		0- 0	
0- 0	0- 0	0- 0		AWAY		0- 0	0- 0		0- 0	
0- 0	0- 0	0- 0		NEUTRAL		0- 0	0- 0		0- 0	

RPI 1-25				RPI 26-50				RPI 51-100				RPI 101+ Team's RPI: 163			
RPI	S	Opponent	Score	RPI	S	Opponent	Score	RPI	S	Opponent	Score	RPI	S	Opponent	Score
16	H	Iowa	69 75	34	A	Drake	81 86	74	A	Alabama	75 66	159	H	Wright St.	79 71
				36	H	UNI	63 71	85	H	Texas Southern	79 59	194	H	New Orleans	71 53
												257	H	Southern U.	69 36
												287	A	North Dakota St.	86 58
												299	H	Ark.-Pine Bluff	90 40
LAST 10 Division I															
36	H	UNI	63 71	299	H	Ark.-Pine Bluff	90 40								
159	H	Wright St.	79 71	287	A	North Dakota St.	86 58								
16	H	Iowa	69 75	85	H	Texas Southern	79 59								
74	A	Alabama	75 66	34	A	Drake	81 86								
194	H	New Orleans	71 53	257	H	Southern U.	69 36								

Non-Div I Games:

Iowa St.

Average RPI Win:	344	WON-LOST	WINNING	LAST 10	STRENGTH OF	OPP. STRENGTH	TEAM	ADJ.	CONF.	ADJ CONF.
Average RPI Loss:	121	RECORD	PCT. RANK	GAMES	SCHEDULE	OF SCHEDULE	RPI	RPI	RPI	RPI
DIV. I ONLY	1- 8	322	1-8	130	126	258	258	27	27	
DIV. I NON-CONF.	1- 8	322	1-8	129	127	259	259	27	27	
TOTALS	RPI 1-25	RPI 26-50	W-L RECORDS	RPI 51-100	RPI 101-150	RPI 150+				
1- 8	0- 2	0- 2	OVERALL	0- 0	0- 1	1- 3				
0- 1	0- 1	0- 0	HOME	0- 0	0- 0	0- 0				
1- 7	0- 1	0- 2	AWAY	0- 0	0- 1	1- 3				
0- 0	0- 0	0- 0	NEUTRAL	0- 0	0- 0	0- 0				
1- 8	0- 2	0- 2	NON-CONFERENCE	0- 0	0- 1	1- 3				
0- 1	0- 1	0- 0	HOME	0- 0	0- 0	0- 0				
1- 7	0- 1	0- 2	AWAY	0- 0	0- 1	1- 3				
0- 0	0- 0	0- 0	NEUTRAL	0- 0	0- 0	0- 0				
0- 0	0- 0	0- 0	CONFERENCE	0- 0	0- 0	0- 0				
0- 0	0- 0	0- 0	HOME	0- 0	0- 0	0- 0				
0- 0	0- 0	0- 0	AWAY	0- 0	0- 0	0- 0				
0- 0	0- 0	0- 0	NEUTRAL	0- 0	0- 0	0- 0				

RPI 1-25				RPI 26-50				RPI 51-100				RPI 101+				Team's RPI: 258	
RPI	S	Opponent	Score	RPI	S	Opponent	Score	RPI	S	Opponent	Score	RPI	S	Opponent	Score		
13	H	Mississippi St.	53 92	30	A	Miami (FL)	68 83					119	A	Bradley	69 78		
15	A	Indiana	51 91	48	A	Illinois St.	55 77					183	A	Tulane	46 82		
												255	A	Southeastern La.	59 63		
												302	A	Central Ark.	54 57		
												344	A	Northwestern St.	66 49		
LAST 10 Division I																	
				48	A	Illinois St.	55 77	15	A	Indiana	51 91						
				119	A	Bradley	69 78	344	A	Northwestern St.	66 49						
				255	A	Southeastern La.	59 63	30	A	Miami (FL)	68 83						
				302	A	Central Ark.	54 57	183	A	Tulane	46 82						
				13	H	Mississippi St.	53 92										

Non-Div I Games:

Jackson St.

■ Loss,
 ■ Non-Conf, S Site,
 ■ Home
 ■ Away
 N Neutral

Average RPI Win: 318		WON-LOST	WINNING	LAST 10	STRENGTH OF	OPP. STRENGTH	TEAM	ADJ.	CONF.	ADJ CONF.
Average RPI Loss: 107		RECORD	PCT. RANK	GAMES	SCHEDULE	OF SCHEDULE	RPI	RPI	RPI	RPI
DIV. I ONLY		5- 5	162	5-5	214	305	203	203	15	15
DIV. I NON-CONF.		5- 5	162	5-5	217	306	202	202	15	15
TOTALS	RPI 1-25	RPI 26-50		W-L RECORDS		RPI 51-100	RPI 101-150	RPI 150+		
5- 5	0- 1	0- 1		OVERALL		0- 0	0- 2	5- 1		
3- 2	0- 0	0- 0		HOME		0- 0	0- 1	3- 1		
2- 3	0- 1	0- 1		AWAY		0- 0	0- 1	2- 0		
0- 0	0- 0	0- 0		NEUTRAL		0- 0	0- 0	0- 0		
5- 5	0- 1	0- 1		NON-CONFERENCE		0- 0	0- 2	5- 1		
3- 2	0- 0	0- 0		HOME		0- 0	0- 1	3- 1		
2- 3	0- 1	0- 1		AWAY		0- 0	0- 1	2- 0		
0- 0	0- 0	0- 0		NEUTRAL		0- 0	0- 0	0- 0		
0- 0	0- 0	0- 0		CONFERENCE		0- 0	0- 0	0- 0		
0- 0	0- 0	0- 0		HOME		0- 0	0- 0	0- 0		
0- 0	0- 0	0- 0		AWAY		0- 0	0- 0	0- 0		
0- 0	0- 0	0- 0		NEUTRAL		0- 0	0- 0	0- 0		

[illegible]

Non-Div I Games:	Thomas (GA)	94	36	Johnson (FL)	114	35
------------------	-------------	----	----	--------------	-----	----

Jacksonville

■ Loss, ■ Non-Conf, S Site, H Home A Away N Neutral

Jacksonville St.

Through Games Of Dec. 22, 2019

Average RPI Win:	333	WON-LOST	WINNING	LAST 10	STRENGTH OF	OPP. STRENGTH	TEAM	ADJ.	CONF.	ADJ CONF.
Average RPI Loss:	186	RECORD	PCT. RANK	GAMES	SCHEDULE	OF SCHEDULE	RPI	RPI	RPI	RPI
DIV. I ONLY	2- 6	272	2-6	327	288	341	341	21	21	
DIV. I NON-CONF.	2- 6	272	2-6	328	289	341	341	21	21	
TOTALS	RPI 1-25	RPI 26-50	W-L RECORDS	RPI 51-100	RPI 101-150	RPI 150+				
2- 6	0- 0	0- 1	OVERALL	0- 1	0- 0	2- 4				
2- 1	0- 0	0- 0	HOME	0- 0	0- 0	2- 1				
0- 3	0- 0	0- 1	AWAY	0- 1	0- 0	0- 1				
0- 2	0- 0	0- 0	NEUTRAL	0- 0	0- 0	0- 2				
2- 6	0- 0	0- 1	NON-CONFERENCE	0- 1	0- 0	2- 4				
2- 1	0- 0	0- 0	HOME	0- 0	0- 0	2- 1				
0- 3	0- 0	0- 1	AWAY	0- 1	0- 0	0- 1				
0- 2	0- 0	0- 0	NEUTRAL	0- 0	0- 0	0- 2				
0- 0	0- 0	0- 0	CONFERENCE	0- 0	0- 0	0- 0				
0- 0	0- 0	0- 0	HOME	0- 0	0- 0	0- 0				
0- 0	0- 0	0- 0	AWAY	0- 0	0- 0	0- 0				
0- 0	0- 0	0- 0	NEUTRAL	0- 0	0- 0	0- 0				

RPI S	Opponent	Score	RPI S	Opponent	Score	RPI S	Opponent	Score	RPI S	Opponent	Score	Team's RPI: 341
50	A Troy	64 94	60	A Vanderbilt	66 88	203	H Jacksonville	40 55	237	N Northern Ky.	63 66	
						280	N Oakland	55 61	283	A Alabama St.	63 68	
						315	H Lipscomb	65 63	350	H Florida A&M	72 67	
LAST 10 Division I												
280	N Oakland	55 61	203	H Jacksonville	40 55							
237	N Northern Ky.	63 66	350	H Florida A&M	72 67							
283	A Alabama St.	63 68	60	A Vanderbilt	66 88							
50	A Troy	64 94										
315	H Lipscomb	65 63										

Non-Div I Games: Clark Atlanta 75 46 Fort Valley St. 87 65

Jacksonville St.

Loss, Non-Conf, S Site, H Home A Away N Neutral

Average RPI Win:	154	WON-LOST	WINNING	LAST 10	STRENGTH OF	OPP. STRENGTH	TEAM	ADJ.	CONF.	ADJ CONF.
Average RPI Loss:	33	RECORD	PCT. RANK	GAMES	SCHEDULE	OF SCHEDULE	RPI	RPI	RPI	RPI
DIV. I ONLY	8- 2	52	8-2	121	34	40	40	16	16	
DIV. I NON-CONF.	8- 2	51	8-2	119	34	40	40	16	16	
TOTALS	RPI 1-25	RPI 26-50	W-L RECORDS	RPI 51-100	RPI 101-150	RPI 150+				
8- 2	0- 1	0- 1	OVERALL	2- 0	3- 0	3- 0				
4- 1	0- 0	0- 1	HOME	1- 0	1- 0	2- 0				
3- 1	0- 1	0- 0	AWAY	0- 0	2- 0	1- 0				
1- 0	0- 0	0- 0	NEUTRAL	1- 0	0- 0	0- 0				
8- 2	0- 1	0- 1	NON-CONFERENCE	2- 0	3- 0	3- 0				
4- 1	0- 0	0- 1	HOME	1- 0	1- 0	2- 0				
3- 1	0- 1	0- 0	AWAY	0- 0	2- 0	1- 0				
1- 0	0- 0	0- 0	NEUTRAL	1- 0	0- 0	0- 0				
0- 0	0- 0	0- 0	CONFERENCE	0- 0	0- 0	0- 0				
0- 0	0- 0	0- 0	HOME	0- 0	0- 0	0- 0				
0- 0	0- 0	0- 0	AWAY	0- 0	0- 0	0- 0				
0- 0	0- 0	0- 0	NEUTRAL	0- 0	0- 0	0- 0				

RPI 1-25				RPI 26-50				Team's RPI: 40				RPI 51-100				RPI 101+			
RPI	S	Opponent	Score	RPI	S	Opponent	Score	RPI	S	Opponent	Score	RPI	S	Opponent	Score	RPI	S	Opponent	Score
20	A	Virginia	49 55	45	H	Maryland	68 70	55	H	St. John's (NY)	76 73	110	A	Villanova	56 52				
								79	N	UCF	46 43	111	H	Liberty	76 53				
												115	A	George Washington	69 50				
												238	A	Georgetown	66 59				
												239	H	Delaware St.	83 64				
												286	H	Longwood	93 53				
LAST 10 Division I																			
20	A	Virginia	49 55	115	A	George Washington	69 50												
111	H	Liberty	76 53	239	H	Delaware St.	83 64												
238	A	Georgetown	66 59	79	N	UCF	46 43												
55	H	St. John's (NY)	76 73	110	A	Villanova	56 52												
45	H	Maryland	68 70	286	H	Longwood	93 53												

Non-Div I Games:

James Madison

Through Games of Dec. 11, 1919										
Average RPI Win: 201		WON-LOST	WINNING	LAST 10	STRENGTH OF	OPP. STRENGTH	TEAM	ADJ.	CONF.	ADJ CONF.
Average RPI Loss: 0		RECORD	PCT. RANK	GAMES	SCHEDULE	OF SCHEDULE	RPI	RPI	RPI	RPI
DIV. I ONLY		10- 0	1	10-0	269	124	44	44	5	5
DIV. I NON-CONF.		10- 0	1	10-0	274	124	45	45	5	5

TOTALS	RPI 1-25		RPI 26-50		W-L RECORDS		RPI 51-100		RPI 101-150	RPI 150+
10- 0	0- 0		1- 0		OVERALL		0- 0		0- 0	9- 0
7- 0	0- 0		0- 0		HOME		0- 0		0- 0	7- 0
2- 0	0- 0		1- 0		AWAY		0- 0		0- 0	1- 0
1- 0	0- 0		0- 0		NEUTRAL		0- 0		0- 0	1- 0
10- 0	0- 0		1- 0		NON-CONFERENCE		0- 0		0- 0	9- 0
7- 0	0- 0		0- 0		HOME		0- 0		0- 0	7- 0
2- 0	0- 0		1- 0		AWAY		0- 0		0- 0	1- 0
1- 0	0- 0		0- 0		NEUTRAL		0- 0		0- 0	1- 0
0- 0	0- 0		0- 0		CONFERENCE		0- 0		0- 0	0- 0
0- 0	0- 0		0- 0		HOME		0- 0		0- 0	0- 0
0- 0	0- 0		0- 0		AWAY		0- 0		0- 0	0- 0
0- 0	0- 0		0- 0		NEUTRAL		0- 0		0- 0	0- 0

RPI S	Opponent	Score	RPI S	Opponent	Score	RPI S	Opponent	Score	RPI S	Opponent	Score
			38 A	Saint Louis	68 60				152 H	Saint Mary's (CA)	86 81
									159 N	Wright St.	74 63
									170 H	Texas St.	68 48
									177 A	Fla. Atlantic	90 60
									187 H	Florida	76 66
									244 H	UMass Lowell	79 44
									270 H	Omaha	63 48
									289 H	Indiana St.	84 72
									325 H	UIC	91 50
LAST 10 Division I											
			177 A	Fla. Atlantic	90 60	38 A	Saint Louis	68 60			
			159 N	Wright St.	74 63	152 H	Saint Mary's (CA)	86 81			
			170 H	Texas St.	68 48	187 H	Florida	76 66			
			244 H	UMass Lowell	79 44	325 H	UIC	91 50			
			270 H	Omaha	63 48	289 H	Indiana St.	84 72			

Non-Div I Games:

Kansas

■ Loss,
 ■ Non-Conf, S Site,
 ■ Home
 ■ Away
 N Neutral

Average RPI Win:	278	WON-LOST	WINNING	LAST 10	STRENGTH OF	OPP. STRENGTH	TEAM	ADJ.	CONF.	ADJ CONF.
Average RPI Loss:	90	RECORD	PCT. RANK	GAMES	SCHEDULE	OF SCHEDULE	RPI	RPI	RPI	RPI
DIV. I ONLY	5- 5	162	5-5	224	217	212	212	5	5	
DIV. I NON-CONF.	5- 5	162	5-5	227	220	213	213	5	5	
TOTALS	RPI 1-25	RPI 26-50	W-L RECORDS	RPI 51-100	RPI 101-150	RPI 150+				
5- 5	0- 1	0- 0	OVERALL	0- 2	0- 2	5- 0				
4- 1	0- 0	0- 0	HOME	0- 1	0- 0	4- 0				
1- 2	0- 1	0- 0	AWAY	0- 1	0- 0	1- 0				
0- 2	0- 0	0- 0	NEUTRAL	0- 0	0- 2	0- 0				
5- 5	0- 1	0- 0	NON-CONFERENCE	0- 2	0- 2	5- 0				
4- 1	0- 0	0- 0	HOME	0- 1	0- 0	4- 0				
1- 2	0- 1	0- 0	AWAY	0- 1	0- 0	1- 0				
0- 2	0- 0	0- 0	NEUTRAL	0- 0	0- 2	0- 0				
0- 0	0- 0	0- 0	CONFERENCE	0- 0	0- 0	0- 0				
0- 0	0- 0	0- 0	HOME	0- 0	0- 0	0- 0				
0- 0	0- 0	0- 0	AWAY	0- 0	0- 0	0- 0				
0- 0	0- 0	0- 0	NEUTRAL	0- 0	0- 0	0- 0				

RPI 1-25				RPI 26-50				RPI 51-100				RPI 101+ Team's RPI: 212			
RPI	S	Opponent	Score	RPI	S	Opponent	Score	RPI	S	Opponent	Score	RPI	S	Opponent	Score
23	A	Oregon	51 89					51	A	Arkansas	72 81	137	N	Michigan St.	60 65
								90	H	UT Arlington	53 57	147	N	Memphis	68 72
												218	H	Oral Roberts	109 69
												226	A	UMKC	74 67
												270	H	Omaha	73 48
												325	H	UIC	84 40
												351	H	Incarnate Word	85 41
LAST 10 Division I															
351	H	Incarnate Word	85 41	23	A	Oregon	51 89								
137	N	Michigan St.	60 65	226	A	UMKC	74 67								
147	N	Memphis	68 72	51	A	Arkansas	72 81								
90	H	UT Arlington	53 57	325	H	UIC	84 40								
218	H	Oral Roberts	109 69	270	H	Omaha	73 48								

Non-Div I Games:

Kansas St.

Average RPI Win:	268	WON-LOST	WINNING	LAST 10	STRENGTH OF	OPP. STRENGTH	TEAM	ADJ.	CONF.	ADJ CONF.
Average RPI Loss:	128	RECORD	PCT. RANK	GAMES	SCHEDULE	OF SCHEDULE	RPI	RPI	RPI	RPI
DIV. I ONLY	5- 5	162	5-5	275	184	195	195	15	15	
DIV. I NON-CONF.	5- 5	162	5-5	278	186	194	194	15	15	
TOTALS	RPI 1-25	RPI 26-50	W-L RECORDS	RPI 51-100	RPI 101-150	RPI 150+				
5- 5	0- 0	0- 2	OVERALL	0- 1	1- 0	4- 2				
2- 1	0- 0	0- 1	HOME	0- 0	1- 0	1- 0				
2- 4	0- 0	0- 1	AWAY	0- 1	0- 0	2- 2				
1- 0	0- 0	0- 0	NEUTRAL	0- 0	0- 0	1- 0				
5- 5	0- 0	0- 2	NON-CONFERENCE	0- 1	1- 0	4- 2				
2- 1	0- 0	0- 1	HOME	0- 0	1- 0	1- 0				
2- 4	0- 0	0- 1	AWAY	0- 1	0- 0	2- 2				
1- 0	0- 0	0- 0	NEUTRAL	0- 0	0- 0	1- 0				
0- 0	0- 0	0- 0	CONFERENCE	0- 0	0- 0	0- 0				
0- 0	0- 0	0- 0	HOME	0- 0	0- 0	0- 0				
0- 0	0- 0	0- 0	AWAY	0- 0	0- 0	0- 0				
0- 0	0- 0	0- 0	NEUTRAL	0- 0	0- 0	0- 0				

RPI S	Opponent	Score	RPI S	Opponent	Score	RPI S	Opponent	Score	RPI S	Opponent	Score	Team's RPI: 195
27	H Georgia Tech	47 63	95	A Duquesne	72 75	144	H Samford	60 55				
46	A Georgia	65 80				221	A Campbell	51 63				
						251	A Navy	62 82				
						267	A Ga. Southern	95 69				
						288	A UNCW	58 56				
						311	H Mercer	92 64				
						332	N UMBC	59 44				
LAST 10 Division I												
251	A Navy	62 82	95	A Duquesne	72 75							
221	A Campbell	51 63	27	H Georgia Tech	47 63							
288	A UNCW	58 56	332	N UMBC	59 44							
267	A Ga. Southern	95 69	144	H Samford	60 55							
311	H Mercer	92 64	46	A Georgia	65 80							

Non-Div I Games:

Kennesaw St.

Average RPI Win:	214	WON-LOST	WINNING	LAST 10	STRENGTH OF	OPP. STRENGTH	TEAM	ADJ.	CONF.	ADJ CONF.
Average RPI Loss:	33	RECORD	PCT. RANK	GAMES	SCHEDULE	OF SCHEDULE	RPI	RPI	RPI	RPI
DIV. I ONLY	6- 4	123	6-4	67	125	76	76	10	10	
DIV. I NON-CONF.	6- 4	121	6-4	68	125	75	75	10	10	
TOTALS	RPI 1-25	RPI 26-50	W-L RECORDS	RPI 51-100	RPI 101-150	RPI 150+				
6- 4	0- 2	0- 2	OVERALL	1- 0	0- 0	5- 0				
2- 1	0- 1	0- 0	HOME	0- 0	0- 0	2- 0				
2- 1	0- 1	0- 0	AWAY	1- 0	0- 0	1- 0				
2- 2	0- 0	0- 2	NEUTRAL	0- 0	0- 0	2- 0				
6- 4	0- 2	0- 2	NON-CONFERENCE	1- 0	0- 0	5- 0				
2- 1	0- 1	0- 0	HOME	0- 0	0- 0	2- 0				
2- 1	0- 1	0- 0	AWAY	1- 0	0- 0	1- 0				
2- 2	0- 0	0- 2	NEUTRAL	0- 0	0- 0	2- 0				
0- 0	0- 0	0- 0	CONFERENCE	0- 0	0- 0	0- 0				
0- 0	0- 0	0- 0	HOME	0- 0	0- 0	0- 0				
0- 0	0- 0	0- 0	AWAY	0- 0	0- 0	0- 0				
0- 0	0- 0	0- 0	NEUTRAL	0- 0	0- 0	0- 0				

RPI 1-25				RPI 26-50				RPI 51-100				RPI 101+			
RPI	S	Opponent	Score	RPI	S	Opponent	Score	RPI	S	Opponent	Score	RPI	S	Opponent	Score
19	A	Purdue	64 77	43	N	Michigan	53 88	95	A	Duquesne	77 75	160	A	Youngstown St.	82 73
21	H	Ohio St.	65 75	50	N	Troy	64 71					165	H	Robert Morris	82 81
												267	N	Ga. Southern	62 48
												275	H	St. Bonaventure	81 58
												321	N	Purdue Fort Wayne	75 67
LAST 10 Division I															
275	H	St. Bonaventure	81 58	50	N	Troy	64 71								
165	H	Robert Morris	82 81	267	N	Ga. Southern	62 48								
21	H	Ohio St.	65 75	19	A	Purdue	64 77								
321	N	Purdue Fort Wayne	75 67	160	A	Youngstown St.	82 73								
43	N	Michigan	53 88	95	A	Duquesne	77 75								

Non-Div I Games:

Kent St.

Kentucky

Through Games Of Dec. 22, 2019

Average RPI Win:	160	WON-LOST	WINNING	LAST 10	STRENGTH OF	OPP. STRENGTH	TEAM	ADJ.	CONF.	ADJ CONF.
Average RPI Loss:	3	RECORD	PCT. RANK	GAMES	SCHEDULE	OF SCHEDULE	RPI	RPI	RPI	RPI
DIV. I ONLY	11- 1	11	9-1	128	30	28	28	4	4	
DIV. I NON-CONF.	11- 1	11	9-1	127	30	28	28	4	4	
TOTALS	RPI 1-25	RPI 26-50	W-L RECORDS	RPI 51-100	RPI 101-150	RPI 150+				
11- 1	1- 1	1- 0	OVERALL	3- 0	1- 0	5- 0				
8- 1	0- 1	1- 0	HOME	1- 0	1- 0	5- 0				
3- 0	1- 0	0- 0	AWAY	2- 0	0- 0	0- 0				
0- 0	0- 0	0- 0	NEUTRAL	0- 0	0- 0	0- 0				
11- 1	1- 1	1- 0	NON-CONFERENCE	3- 0	1- 0	5- 0				
8- 1	0- 1	1- 0	HOME	1- 0	1- 0	5- 0				
3- 0	1- 0	0- 0	AWAY	2- 0	0- 0	0- 0				
0- 0	0- 0	0- 0	NEUTRAL	0- 0	0- 0	0- 0				
0- 0	0- 0	0- 0	CONFERENCE	0- 0	0- 0	0- 0				
0- 0	0- 0	0- 0	HOME	0- 0	0- 0	0- 0				
0- 0	0- 0	0- 0	AWAY	0- 0	0- 0	0- 0				
0- 0	0- 0	0- 0	NEUTRAL	0- 0	0- 0	0- 0				

RPI 1-25				RPI 26-50				Team's RPI: 28				RPI 51-100				RPI 101+			
RPI	S	Opponent	Score	RPI	S	Opponent	Score	RPI	S	Opponent	Score	RPI	S	Opponent	Score	RPI	S	Opponent	Score
3	H	Louisville	66 67	37	H	Charlotte	86 39	58	A	California	63 61	144	H	Samford	79 49				
20	A	Virginia	50 47					65	H	Austin Peay	81 52	217	H	Stetson	67 48				
								78	A	Middle Tenn.	67 52	228	H	Mt. St. Mary's	67 44				
												301	H	Grambling	81 35				
												304	H	Morehead St.	79 54				
												308	H	Winthrop	91 36				
LAST 10 Division I																			
144	H	Samford	79 49	58	A	California	63 61												
37	H	Charlotte	86 39	3	H	Louisville	66 67												
65	H	Austin Peay	81 52	308	H	Winthrop	91 36												
301	H	Grambling	81 35	20	A	Virginia	50 47												
304	H	Morehead St.	79 54	217	H	Stetson	67 48												

Non-Div I Games:

Kentucky

■ Loss,
 ■ Non-Conf, S Site,
 ■ Home
 ■ Away
 N Neutral

Average RPI Win:	324	WON-LOST	WINNING	LAST 10	STRENGTH OF	OPP. STRENGTH	TEAM	ADJ.	CONF.	ADJ CONF.
Average RPI Loss:	219	RECORD	PCT. RANK	GAMES	SCHEDULE	OF SCHEDULE	RPI	RPI	RPI	RPI
DIV. I ONLY	1- 9	325	1-9	257	348	342	342	30	30	
DIV. I NON-CONF.	1- 9	324	1-9	261	348	342	342	30	30	
TOTALS	RPI 1-25	RPI 26-50	W-L RECORDS	RPI 51-100	RPI 101-150	RPI 150+				
1- 9	0- 0	0- 0	OVERALL	0- 0	0- 2	1- 7				
1- 5	0- 0	0- 0	HOME	0- 0	0- 2	1- 3				
0- 4	0- 0	0- 0	AWAY	0- 0	0- 0	0- 4				
0- 0	0- 0	0- 0	NEUTRAL	0- 0	0- 0	0- 0				
1- 9	0- 0	0- 0	NON-CONFERENCE	0- 0	0- 2	1- 7				
1- 5	0- 0	0- 0	HOME	0- 0	0- 2	1- 3				
0- 4	0- 0	0- 0	AWAY	0- 0	0- 0	0- 4				
0- 0	0- 0	0- 0	NEUTRAL	0- 0	0- 0	0- 0				
0- 0	0- 0	0- 0	CONFERENCE	0- 0	0- 0	0- 0				
0- 0	0- 0	0- 0	HOME	0- 0	0- 0	0- 0				
0- 0	0- 0	0- 0	AWAY	0- 0	0- 0	0- 0				
0- 0	0- 0	0- 0	NEUTRAL	0- 0	0- 0	0- 0				

RPI 1-25			RPI 26-50			RPI 51-100			RPI 101+			Team's RPI: 342
RPI	S	Opponent	Score	RPI	S	Opponent	Score	RPI	S	Opponent	Score	
								106	H	Stony Brook	49	80
								132	H	Cleveland St.	49	79
								157	A	Rhode Island	56	79
								220	A	Lafayette	60	65
								244	A	UMass Lowell	56	65
								248	H	Vermont	62	73
								254	A	Army West Point	60	67
								274	H	Fairfield	51	53
								324	H	Hofstra	85	46
								339	H	Saint Peter's	74	89
LAST 10 Division I												
324	H	Hofstra	85	46	248	H	Vermont	62	73			
106	H	Stony Brook	49	80	244	A	UMass Lowell	56	65			
220	A	Lafayette	60	65	254	A	Army West Point	60	67			
132	H	Cleveland St.	49	79	157	A	Rhode Island	56	79			
274	H	Fairfield	51	53	339	H	Saint Peter's	74	89			

Non-Div I Games:

LIU Brooklyn

■ Loss,
 ■ Non-Conf,
 S Site,
 ■ Home
 ■ Away
 N Neutral

Average RPI Win:	181	WON-LOST	WINNING	LAST 10	STRENGTH OF	OPP. STRENGTH	TEAM	ADJ.	CONF.	ADJ CONF.
Average RPI Loss:	151	RECORD	PCT. RANK	GAMES	SCHEDULE	OF SCHEDULE	RPI	RPI	RPI	RPI
DIV. I ONLY	3- 9	272	2-8	195	135	266	266	12	12	
DIV. I NON-CONF.	3- 9	272	2-8	196	137	266	266	12	12	
TOTALS	RPI 1-25	RPI 26-50	W-L RECORDS	RPI 51-100	RPI 101-150	RPI 150+				
3- 9	0- 1	0- 0	OVERALL	0- 3	0- 0	3- 5				
1- 4	0- 0	0- 0	HOME	0- 1	0- 0	1- 3				
2- 3	0- 1	0- 0	AWAY	0- 0	0- 0	2- 2				
0- 2	0- 0	0- 0	NEUTRAL	0- 2	0- 0	0- 0				
3- 9	0- 1	0- 0	NON-CONFERENCE	0- 3	0- 0	3- 5				
1- 4	0- 0	0- 0	HOME	0- 1	0- 0	1- 3				
2- 3	0- 1	0- 0	AWAY	0- 0	0- 0	2- 2				
0- 2	0- 0	0- 0	NEUTRAL	0- 2	0- 0	0- 0				
0- 0	0- 0	0- 0	CONFERENCE	0- 0	0- 0	0- 0				
0- 0	0- 0	0- 0	HOME	0- 0	0- 0	0- 0				
0- 0	0- 0	0- 0	AWAY	0- 0	0- 0	0- 0				
0- 0	0- 0	0- 0	NEUTRAL	0- 0	0- 0	0- 0				

RPI 1-25				RPI 26-50				RPI 51-100				RPI 101+ Team's RPI: 266			
RPI	S	Opponent	Score	RPI	S	Opponent	Score	RPI	S	Opponent	Score	RPI	S	Opponent	Score
10	A	UCLA	52 74					57	H	Yale	65 81	151	H	Hawaii	65 51
								64	N	Providence	45 48	158	A	New Mexico	73 72
								67	N	Ball St.	72 77	208	H	Cal St. Fullerton	74 79
												215	A	UC Irvine	65 80
												235	A	Long Beach St.	70 57
												238	H	Georgetown	53 64
												245	H	CSUN	54 56
												252	A	Tulsa	56 75
LAST 10 Division I															
245	H	CSUN	54 56	64	N	Providence	45 48								
57	H	Yale	65 81	158	A	New Mexico	73 72								
238	H	Georgetown	53 64	67	N	Ball St.	72 77								
252	A	Tulsa	56 75	215	A	UC Irvine	65 80								
235	A	Long Beach St.	70 57	208	H	Cal St. Fullerton	74 79								

Non-Div I Games: Cal St. San B'dino 94 46

LMU (CA)

■ Loss,
 ■ Non-Conf,
 ■ S Site,
 ■ Home
 ■ A Away
 N Neutral

Average RPI Win:	166	WON-LOST	WINNING	LAST 10	STRENGTH OF	OPP. STRENGTH	TEAM	ADJ.	CONF.	ADJ CONF.
Average RPI Loss:	25	RECORD	PCT. RANK	GAMES	SCHEDULE	OF SCHEDULE	RPI	RPI	RPI	RPI
DIV. I ONLY	9- 2	41	8-2	81	37	29	29	4	4	
DIV. I NON-CONF.	9- 2	40	8-2	83	37	29	29	4	4	
TOTALS	RPI 1-25	RPI 26-50	W-L RECORDS	RPI 51-100	RPI 101-150	RPI 150+				
9- 2	0- 1	2- 1	OVERALL	0- 0	2- 0	5- 0				
4- 1	0- 1	1- 0	HOME	0- 0	0- 0	3- 0				
3- 1	0- 0	1- 1	AWAY	0- 0	0- 0	2- 0				
2- 0	0- 0	0- 0	NEUTRAL	0- 0	2- 0	0- 0				
9- 2	0- 1	2- 1	NON-CONFERENCE	0- 0	2- 0	5- 0				
4- 1	0- 1	1- 0	HOME	0- 0	0- 0	3- 0				
3- 1	0- 0	1- 1	AWAY	0- 0	0- 0	2- 0				
2- 0	0- 0	0- 0	NEUTRAL	0- 0	2- 0	0- 0				
0- 0	0- 0	0- 0	CONFERENCE	0- 0	0- 0	0- 0				
0- 0	0- 0	0- 0	HOME	0- 0	0- 0	0- 0				
0- 0	0- 0	0- 0	AWAY	0- 0	0- 0	0- 0				
0- 0	0- 0	0- 0	NEUTRAL	0- 0	0- 0	0- 0				

RPI 1-25				RPI 26-50				Team's RPI: 29				RPI 51-100				RPI 101+			
RPI	S	Opponent	Score	RPI	S	Opponent	Score	RPI	S	Opponent	Score	RPI	S	Opponent	Score	RPI	S	Opponent	Score
11	H	Florida St.	62 70	32	A	FGCU	74 63					137	N	Michigan St.	58 56				
				39	A	Oklahoma	68 90					147	N	Memphis	89 58				
				41	H	Rutgers	64 58					183	A	Tulane	59 54				
												194	H	New Orleans	83 49				
												224	A	Little Rock	65 50				
												255	H	Southeastern La.	62 52				
												282	H	Nicholls St.	63 32				
LAST 10 Division I																			
				147	N	Memphis	89 58					32	A	FGCU	74 63				
				137	N	Michigan St.	58 56					39	A	Oklahoma	68 90				
				41	H	Rutgers	64 58					282	H	Nicholls St.	63 32				
				255	H	Southeastern La.	62 52					224	A	Little Rock	65 50				
				183	A	Tulane	59 54					11	H	Florida St.	62 70				

Non-Div I Games:

LSU

Average RPI Win:	233	WON-LOST	WINNING	LAST 10	STRENGTH OF	OPP. STRENGTH	TEAM	ADJ.	CONF.	ADJ CONF.
Average RPI Loss:	132	RECORD	PCT. RANK	GAMES	SCHEDULE	OF SCHEDULE	RPI	RPI	RPI	RPI
DIV. I ONLY	6- 6	162	5-5	160	290	173	173	11	11	
DIV. I NON-CONF.	6- 6	162	5-5	161	290	173	173	11	11	
TOTALS	RPI 1-25	RPI 26-50	W-L RECORDS	RPI 51-100	RPI 101-150	RPI 150+				
6- 6	0- 0	0- 0	OVERALL	0- 2	1- 2	5- 2				
2- 3	0- 0	0- 0	HOME	0- 1	1- 1	1- 1				
3- 3	0- 0	0- 0	AWAY	0- 1	0- 1	3- 1				
1- 0	0- 0	0- 0	NEUTRAL	0- 0	0- 0	1- 0				
6- 6	0- 0	0- 0	NON-CONFERENCE	0- 2	1- 2	5- 2				
2- 3	0- 0	0- 0	HOME	0- 1	1- 1	1- 1				
3- 3	0- 0	0- 0	AWAY	0- 1	0- 1	3- 1				
1- 0	0- 0	0- 0	NEUTRAL	0- 0	0- 0	1- 0				
0- 0	0- 0	0- 0	CONFERENCE	0- 0	0- 0	0- 0				
0- 0	0- 0	0- 0	HOME	0- 0	0- 0	0- 0				
0- 0	0- 0	0- 0	AWAY	0- 0	0- 0	0- 0				
0- 0	0- 0	0- 0	NEUTRAL	0- 0	0- 0	0- 0				

RPI 1-25				RPI 26-50				RPI 51-100				RPI 101+				Team's RPI: 173	
RPI	S	Opponent	Score	RPI	S	Opponent	Score	RPI	S	Opponent	Score	RPI	S	Opponent	Score		
								63	A	Drexel	31	69	110	H	Villanova	69	77
								89	H	Penn	49	65	113	A	Rider	43	70
													125	H	Harvard	75	69
													165	H	Robert Morris	68	71
													178	A	Howard	78	62
													201	A	Norfolk St.	55	52
													225	A	Penn St.	69	67
													251	A	Navy	46	61
													332	N	UMBC	74	58
													337	H	Coppin St.	79	46
LAST 10 Division I																	
				89	H	Penn	49	65	110	H	Villanova	69	77				
				251	A	Navy	46	61	63	A	Drexel	31	69				
				332	N	UMBC	74	58	113	A	Rider	43	70				
				337	H	Coppin St.	79	46	225	A	Penn St.	69	67				
				201	A	Norfolk St.	55	52	125	H	Harvard	75	69				

Non-Div I Games:

La Salle

Average RPI Win:	344	WON-LOST	WINNING	LAST 10	STRENGTH OF	OPP. STRENGTH	TEAM	ADJ.	CONF.	ADJ CONF.
Average RPI Loss:	248	RECORD	PCT. RANK	GAMES	SCHEDULE	OF SCHEDULE	RPI	RPI	RPI	RPI
DIV. I ONLY	1- 9	325	1-9	334	330	348	348	20	20	
DIV. I NON-CONF.	1- 9	324	1-9	335	331	348	348	20	20	
TOTALS	RPI 1-25	RPI 26-50	W-L RECORDS	RPI 51-100	RPI 101-150	RPI 150+				
1- 9	0- 0	0- 0	OVERALL	0- 0	0- 0	1- 9				
1- 3	0- 0	0- 0	HOME	0- 0	0- 0	1- 3				
0- 6	0- 0	0- 0	AWAY	0- 0	0- 0	0- 6				
0- 0	0- 0	0- 0	NEUTRAL	0- 0	0- 0	0- 0				
1- 9	0- 0	0- 0	NON-CONFERENCE	0- 0	0- 0	1- 9				
1- 3	0- 0	0- 0	HOME	0- 0	0- 0	1- 3				
0- 6	0- 0	0- 0	AWAY	0- 0	0- 0	0- 6				
0- 0	0- 0	0- 0	NEUTRAL	0- 0	0- 0	0- 0				
0- 0	0- 0	0- 0	CONFERENCE	0- 0	0- 0	0- 0				
0- 0	0- 0	0- 0	HOME	0- 0	0- 0	0- 0				
0- 0	0- 0	0- 0	AWAY	0- 0	0- 0	0- 0				
0- 0	0- 0	0- 0	NEUTRAL	0- 0	0- 0	0- 0				

RPI 1-25			RPI 26-50			RPI 51-100			RPI 101+			Team's RPI: 348
RPI	S	Opponent	Score	RPI	S	Opponent	Score	RPI	S	Opponent	Score	
								182	A	Texas Tech	38	83
								200	H	Southern Miss.	42	57
								205	A	North Texas	51	63
								234	A	Tennessee Tech	68	75
								255	H	Southeastern La.	52	65
								268	H	Houston Baptist	65	72
								282	A	Nicholls St.	59	74
								297	A	Ole Miss	42	66
								307	A	McNeese	69	72
								344	H	Northwestern St.	63	54
LAST 10 Division I												
268	H	Houston Baptist	65	72	182	A	Texas Tech	38	83			
307	A	McNeese	69	72	205	A	North Texas	51	63			
255	H	Southeastern La.	52	65	282	A	Nicholls St.	59	74			
344	H	Northwestern St.	63	54	234	A	Tennessee Tech	68	75			
200	H	Southern Miss.	42	57	297	A	Ole Miss	42	66			

Non-Div I Games:

La.-Monroe

■ Loss,
 ■ Non-Conf, S Site,
 ■ Home
 ■ Away
 N Neutral

Lafayette

Through Games Of Dec. 22, 2019

Average RPI Win:	304	WON-LOST	WINNING	LAST 10	STRENGTH OF	OPP. STRENGTH	TEAM	ADJ.	CONF.	ADJ CONF.
Average RPI Loss:	107	RECORD	PCT. RANK	GAMES	SCHEDULE	OF SCHEDULE	RPI	RPI	RPI	RPI
DIV. I ONLY	4- 5	197	4-5	240	270	220	220	13	13	
DIV. I NON-CONF.	4- 5	195	4-5	243	272	220	220	13	13	
TOTALS	RPI 1-25	RPI 26-50	W-L RECORDS	RPI 51-100	RPI 101-150	RPI 150+				
4- 5	0- 0	0- 0	OVERALL	0- 3	0- 1	4- 1				
3- 1	0- 0	0- 0	HOME	0- 1	0- 0	3- 0				
1- 4	0- 0	0- 0	AWAY	0- 2	0- 1	1- 1				
0- 0	0- 0	0- 0	NEUTRAL	0- 0	0- 0	0- 0				
4- 5	0- 0	0- 0	NON-CONFERENCE	0- 3	0- 1	4- 1				
3- 1	0- 0	0- 0	HOME	0- 1	0- 0	3- 0				
1- 4	0- 0	0- 0	AWAY	0- 2	0- 1	1- 1				
0- 0	0- 0	0- 0	NEUTRAL	0- 0	0- 0	0- 0				
0- 0	0- 0	0- 0	CONFERENCE	0- 0	0- 0	0- 0				
0- 0	0- 0	0- 0	HOME	0- 0	0- 0	0- 0				
0- 0	0- 0	0- 0	AWAY	0- 0	0- 0	0- 0				
0- 0	0- 0	0- 0	NEUTRAL	0- 0	0- 0	0- 0				

RPI 1-25				RPI 26-50				RPI 51-100				RPI 101+				Team's RPI: 220	
RPI	S	Opponent	Score	RPI	S	Opponent	Score	RPI	S	Opponent	Score	RPI	S	Opponent	Score		
								55	A	St. John's (NY)	44	76	108	A	Binghamton	64	74
								71	A	Seton Hall	50	74	204	A	Monmouth	44	52
								95	H	Duquesne	65	73	219	H	Manhattan	60	53
													326	A	Albany (NY)	54	47
													329	H	Fairleigh Dickinson	61	29
													342	H	LIU Brooklyn	65	60
LAST 10 Division I																	
				326	A	Albany (NY)	54	47	71	A	Seton Hall	50	74				
				342	H	LIU Brooklyn	65	60	204	A	Monmouth	44	52				
				95	H	Duquesne	65	73	219	H	Manhattan	60	53				
				55	A	St. John's (NY)	44	76	329	H	Fairleigh Dickinson	61	29				
				108	A	Binghamton	64	74									

Non-Div I Games:

Lafayette

Loss, Non-Conf, S Site, H Home A Away N Neutral

Average RPI Win:	243	WON-LOST	WINNING	LAST 10	STRENGTH OF	OPP. STRENGTH	TEAM	ADJ.	CONF.	ADJ CONF.
Average RPI Loss:	118	RECORD	PCT. RANK	GAMES	SCHEDULE	OF SCHEDULE	RPI	RPI	RPI	RPI
DIV. I ONLY	4- 5	197	4-5	100	260	148	148	26	26	
DIV. I NON-CONF.	2- 5	260	2-5	28	213	158	158	26	26	

TOTALS	RPI 1-25	RPI 26-50	W-L RECORDS	RPI 51-100	RPI 101-150	RPI 150+
4- 5	0- 1	0- 1	OVERALL	1- 1	0- 0	3- 2
2- 1	0- 0	0- 0	HOME	0- 0	0- 0	2- 1
1- 4	0- 1	0- 1	AWAY	0- 1	0- 0	1- 1
1- 0	0- 0	0- 0	NEUTRAL	1- 0	0- 0	0- 0
2- 5	0- 1	0- 1	NON-CONFERENCE	1- 1	0- 0	1- 2
1- 1	0- 0	0- 0	HOME	0- 0	0- 0	1- 1
0- 4	0- 1	0- 1	AWAY	0- 1	0- 0	0- 1
1- 0	0- 0	0- 0	NEUTRAL	1- 0	0- 0	0- 0
2- 0	0- 0	0- 0	CONFERENCE	0- 0	0- 0	2- 0
1- 0	0- 0	0- 0	HOME	0- 0	0- 0	1- 0
1- 0	0- 0	0- 0	AWAY	0- 0	0- 0	1- 0
0- 0	0- 0	0- 0	NEUTRAL	0- 0	0- 0	0- 0

RPI 1-25				RPI 26-50				RPI 51-100				RPI 101+ Team's RPI: 148			
RPI	S	Opponent	Score	RPI	S	Opponent	Score	RPI	S	Opponent	Score	RPI	S	Opponent	Score
25	A	NC State	40 81	35	A	Baylor	28 90	52	A	Oklahoma St.	53 74	155	H	Louisiana	63 74
								93	N	Idaho	47 44	255	A	Southeastern La.	65 57
												278	H	Denver	71 59
												322	A	Cal Poly	56 57
												344	H	Northwestern St.	61 58
LAST 10 Division I															
		93	N	Idaho	47	44				344	H	Northwestern St.	61	58	
		155	H	Louisiana	63	74				255	A	Southeastern La.	65	57	
		35	A	Baylor	28	90				278	H	Denver	71	59	
		25	A	NC State	40	81				322	A	Cal Poly	56	57	
		52	A	Oklahoma St.	53	74									

Non-Div I Games: Howard Payne 96 36 LeTourneau 90 38

Lamar University

Loss, Non-Conf, S Site, H Home A Away N Neutral

Average RPI Win:	185	WON-LOST	WINNING	LAST 10	STRENGTH OF	OPP. STRENGTH	TEAM	ADJ.	CONF.	ADJ CONF.
Average RPI Loss:	81	RECORD	PCT. RANK	GAMES	SCHEDULE	OF SCHEDULE	RPI	RPI	RPI	RPI
DIV. I ONLY	6- 3	87	6-3	165	100	86	86	13	13	
DIV. I NON-CONF.	6- 3	86	6-3	167	100	87	87	13	13	
TOTALS	RPI 1-25	RPI 26-50	W-L RECORDS	RPI 51-100	RPI 101-150	RPI 150+				
6- 3	0- 0	0- 1	OVERALL	1- 1	2- 1	3- 0				
3- 0	0- 0	0- 0	HOME	1- 0	1- 0	1- 0				
3- 1	0- 0	0- 1	AWAY	0- 0	1- 0	2- 0				
0- 2	0- 0	0- 0	NEUTRAL	0- 1	0- 1	0- 0				
6- 3	0- 0	0- 1	NON-CONFERENCE	1- 1	2- 1	3- 0				
3- 0	0- 0	0- 0	HOME	1- 0	1- 0	1- 0				
3- 1	0- 0	0- 1	AWAY	0- 0	1- 0	2- 0				
0- 2	0- 0	0- 0	NEUTRAL	0- 1	0- 1	0- 0				
0- 0	0- 0	0- 0	CONFERENCE	0- 0	0- 0	0- 0				
0- 0	0- 0	0- 0	HOME	0- 0	0- 0	0- 0				
0- 0	0- 0	0- 0	AWAY	0- 0	0- 0	0- 0				
0- 0	0- 0	0- 0	NEUTRAL	0- 0	0- 0	0- 0				

RPI 1-25			RPI 26-50			RPI 51-100			Team's RPI: 86	RPI 101+		
RPI	S	Opponent	Score	RPI	S	Opponent	Score	RPI	S	Opponent	Score	RPI
				33	A	Minnesota	49 77	67	N	Ball St.	52 54	115
								71	H	Seton Hall	75 68	H
												George Washington
												59 53
												126
												A
												Merrimack
												72 68
												142
												N
												Fordham
												57 59
												228
												A
												Mt. St. Mary's
												66 65
												239
												A
												Delaware St.
												68 38
												331
												H
												Central Conn. St.
												70 51
LAST 10 Division I												
331	H	Central Conn. St.	70 51	33	A	Minnesota	49 77	228	A	Mt. St. Mary's	66 65	67
115	H	George Washington	59 53									N
126	A	Merrimack	72 68									Ball St.
239	A	Delaware St.	68 38									52 54
												71
												H
												Seton Hall
												75 68

Non-Div I Games: Bloomsburg 91 43

Lehigh

■ Loss,
 ■ Non-Conf,
 ■ S Site,
 ■ H Home
 ■ A Away
 N Neutral

Liberty

Through Games Of Dec. 22, 2019

Average RPI Win:	185	WON-LOST	WINNING	LAST 10	STRENGTH OF	OPP. STRENGTH	TEAM	ADJ.	CONF.	ADJ CONF.
Average RPI Loss:	109	RECORD	PCT. RANK	GAMES	SCHEDULE	OF SCHEDULE	RPI	RPI	RPI	RPI
DIV. I ONLY	7- 6	159	6-4	114	115	111	111	15	15	
DIV. I NON-CONF.	7- 6	159	6-4	112	115	111	111	15	15	
TOTALS	RPI 1-25	RPI 26-50	W-L RECORDS	RPI 51-100	RPI 101-150	RPI 150+				
7- 6	0- 1	0- 2	OVERALL	0- 0	2- 1	5- 2				
1- 3	0- 0	0- 0	HOME	0- 0	0- 1	1- 2				
4- 2	0- 0	0- 2	AWAY	0- 0	0- 0	4- 0				
2- 1	0- 1	0- 0	NEUTRAL	0- 0	2- 0	0- 0				
7- 6	0- 1	0- 2	NON-CONFERENCE	0- 0	2- 1	5- 2				
1- 3	0- 0	0- 0	HOME	0- 0	0- 1	1- 2				
4- 2	0- 0	0- 2	AWAY	0- 0	0- 0	4- 0				
2- 1	0- 1	0- 0	NEUTRAL	0- 0	2- 0	0- 0				
0- 0	0- 0	0- 0	CONFERENCE	0- 0	0- 0	0- 0				
0- 0	0- 0	0- 0	HOME	0- 0	0- 0	0- 0				
0- 0	0- 0	0- 0	AWAY	0- 0	0- 0	0- 0				
0- 0	0- 0	0- 0	NEUTRAL	0- 0	0- 0	0- 0				

RPI 1-25				RPI 26-50				RPI 51-100				RPI 101+				Team's RPI: 111	
RPI	S	Opponent	Score	RPI	S	Opponent	Score	RPI	S	Opponent	Score	RPI	S	Opponent	Score		
5	N	Oregon St.	55 68	26	A	Virginia Tech	69 73					119	N	Bradley	75 63		
				40	A	James Madison	53 76					121	H	UNC Greensboro	53 58		
												140	N	Miami (OH)	65 53		
												166	A	Hampton	83 59		
												201	A	Norfolk St.	67 48		
												202	A	Saint Francis (PA)	71 52		
												226	A	UMKC	68 44		
												227	H	Chattanooga	54 71		
												233	H	ETSU	62 63		
												240	H	East Carolina	81 66		
LAST 10 Division I																	
				226	A	UMKC	68 44			119	N	Bradley	75 63				
				140	N	Miami (OH)	65 53			202	A	Saint Francis (PA)	71 52				
				40	A	James Madison	53 76			166	A	Hampton	83 59				
				121	H	UNC Greensboro	53 58			240	H	East Carolina	81 66				
				26	A	Virginia Tech	69 73			5	N	Oregon St.	55 68				

Non-Div I Games:

Liberty

Loss, Non-Conf, S Site, H Home A Away N Neutral

Average RPI Win:	283	WON-LOST	WINNING	LAST 10	STRENGTH OF	OPP. STRENGTH	TEAM	ADJ.	CONF.	ADJ CONF.
Average RPI Loss:	163	RECORD	PCT. RANK	GAMES	SCHEDULE	OF SCHEDULE	RPI	RPI	RPI	RPI
DIV. I ONLY	2- 10	313	2-8	249	278	315	315	15	15	
DIV. I NON-CONF.	2- 10	313	2-8	252	280	314	314	15	15	
TOTALS	RPI 1-25	RPI 26-50	W-L RECORDS	RPI 51-100	RPI 101-150	RPI 150+				
2- 10	0- 0	0- 0	OVERALL	0- 3	0- 3	2- 4				
1- 3	0- 0	0- 0	HOME	0- 1	0- 0	1- 2				
1- 5	0- 0	0- 0	AWAY	0- 1	0- 2	1- 2				
0- 2	0- 0	0- 0	NEUTRAL	0- 1	0- 1	0- 0				
2- 10	0- 0	0- 0	NON-CONFERENCE	0- 3	0- 3	2- 4				
1- 3	0- 0	0- 0	HOME	0- 1	0- 0	1- 2				
1- 5	0- 0	0- 0	AWAY	0- 1	0- 2	1- 2				
0- 2	0- 0	0- 0	NEUTRAL	0- 1	0- 1	0- 0				
0- 0	0- 0	0- 0	CONFERENCE	0- 0	0- 0	0- 0				
0- 0	0- 0	0- 0	HOME	0- 0	0- 0	0- 0				
0- 0	0- 0	0- 0	AWAY	0- 0	0- 0	0- 0				
0- 0	0- 0	0- 0	NEUTRAL	0- 0	0- 0	0- 0				

RPI 1-25			RPI 26-50			RPI 51-100			RPI 101+			Team's RPI: 315
RPI	S	Opponent	Score	RPI	S	Opponent	Score	RPI	S	Opponent	Score	
						75 N Marist	63 74	113 N Rider			76 81	
						78 A Middle Tenn.	49 70	127 A Dayton			60 82	
						94 H Belmont	68 69	134 A UT Martin			67 83	
								180 H Murray St.			57 67	
								234 A Tennessee Tech			58 78	
								237 H Northern Ky.			71 69	
								253 H Eastern Ill.			56 66	
								328 A Tennessee St.			74 64	
								341 A Jacksonville St.			63 65	
LAST 10 Division I												
						234 A Tennessee Tech	58 78	134 A UT Martin			67 83	
						75 N Marist	63 74	94 H Belmont			68 69	
						113 N Rider	76 81	328 A Tennessee St.			74 64	
						180 H Murray St.	57 67	78 A Middle Tenn.			49 70	
						237 H Northern Ky.	71 69	253 H Eastern Ill.			56 66	

Non-Div I Games:

Lipscomb

 Loss,
 Non-Conf,
 S Site,
 H Home
 A Away
N Neutral

Little Rock

Through Games Of Dec. 22, 2019

Average RPI Win:	277	WON-LOST	WINNING	LAST 10	STRENGTH OF	OPP. STRENGTH	TEAM	ADJ.	CONF.	ADJ CONF.
Average RPI Loss:	109	RECORD	PCT. RANK	GAMES	SCHEDULE	OF SCHEDULE	RPI	RPI	RPI	RPI
DIV. I ONLY	2- 8	298	2-8	39	228	224	224	20	20	
DIV. I NON-CONF.	2- 8	297	2-8	40	230	224	224	20	20	
TOTALS	RPI 1-25	RPI 26-50	W-L RECORDS	RPI 51-100	RPI 101-150	RPI 150+				
2- 8	0- 1	0- 2	OVERALL	0- 1	0- 1	2- 3				
2- 3	0- 0	0- 1	HOME	0- 0	0- 1	2- 1				
0- 5	0- 1	0- 1	AWAY	0- 1	0- 0	0- 2				
0- 0	0- 0	0- 0	NEUTRAL	0- 0	0- 0	0- 0				
2- 8	0- 1	0- 2	NON-CONFERENCE	0- 1	0- 1	2- 3				
2- 3	0- 0	0- 1	HOME	0- 0	0- 1	2- 1				
0- 5	0- 1	0- 1	AWAY	0- 1	0- 0	0- 2				
0- 0	0- 0	0- 0	NEUTRAL	0- 0	0- 0	0- 0				
0- 0	0- 0	0- 0	CONFERENCE	0- 0	0- 0	0- 0				
0- 0	0- 0	0- 0	HOME	0- 0	0- 0	0- 0				
0- 0	0- 0	0- 0	AWAY	0- 0	0- 0	0- 0				
0- 0	0- 0	0- 0	NEUTRAL	0- 0	0- 0	0- 0				

RPI 1-25				RPI 26-50				RPI 51-100				RPI 101+ Team's RPI: 224			
RPI	S	Opponent	Score	RPI	S	Opponent	Score	RPI	S	Opponent	Score	RPI	S	Opponent	Score
9	A	Texas A&M	35 78	29	H	LSU	50 65	51	A	Arkansas	53 86	147	H	Memphis	50 68
				31	A	Western Ky.	58 77					177	A	Fla. Atlantic	72 79
												209	A	Rice	40 66
												222	H	Louisiana Tech	38 43
												252	H	Tulsa	63 51
												302	H	Central Ark.	63 48
LAST 10 Division I															
51	A	Arkansas	53 86	147	H	Memphis	50 68								
302	H	Central Ark.	63 48	252	H	Tulsa	63 51								
29	H	LSU	50 65	222	H	Louisiana Tech	38 43								
209	A	Rice	40 66	31	A	Western Ky.	58 77								
9	A	Texas A&M	35 78	177	A	Fla. Atlantic	72 79								

Non-Div I Games:

Little Rock

Loss, Non-Conf, S Site, H Home A Away N Neutral

Average RPI Win:	249	WON-LOST	WINNING	LAST 10	STRENGTH OF	OPP. STRENGTH	TEAM	ADJ.	CONF.	ADJ CONF.
Average RPI Loss:	160	RECORD	PCT. RANK	GAMES	SCHEDULE	OF SCHEDULE	RPI	RPI	RPI	RPI
DIV. I ONLY	4- 8	233	4-6	193	235	235	235	25	25	
DIV. I NON-CONF.	4- 8	234	4-6	193	237	235	235	25	25	
TOTALS	RPI 1-25	RPI 26-50	W-L RECORDS	RPI 51-100	RPI 101-150	RPI 150+				
4- 8	0- 2	0- 0	OVERALL	0- 1	1- 1	3- 4				
1- 3	0- 1	0- 0	HOME	0- 0	0- 0	1- 2				
1- 5	0- 1	0- 0	AWAY	0- 1	1- 1	0- 2				
2- 0	0- 0	0- 0	NEUTRAL	0- 0	0- 0	2- 0				
4- 8	0- 2	0- 0	NON-CONFERENCE	0- 1	1- 1	3- 4				
1- 3	0- 1	0- 0	HOME	0- 0	0- 0	1- 2				
1- 5	0- 1	0- 0	AWAY	0- 1	1- 1	0- 2				
2- 0	0- 0	0- 0	NEUTRAL	0- 0	0- 0	2- 0				
0- 0	0- 0	0- 0	CONFERENCE	0- 0	0- 0	0- 0				
0- 0	0- 0	0- 0	HOME	0- 0	0- 0	0- 0				
0- 0	0- 0	0- 0	AWAY	0- 0	0- 0	0- 0				
0- 0	0- 0	0- 0	NEUTRAL	0- 0	0- 0	0- 0				

RPI 1-25				RPI 26-50				RPI 51-100				RPI 101+ Team's RPI: 235			
RPI	S	Opponent	Score	RPI	S	Opponent	Score	RPI	S	Opponent	Score	RPI	S	Opponent	Score
10	A	UCLA	51 86					58	A	California	45 68	102	A	Southern California	40 57
23	H	Oregon	45 81									117	A	Santa Clara	54 46
												225	N	Penn St.	64 56
												243	H	Utah St.	48 56
												246	A	California Baptist	70 79
												266	H	LMU (CA)	57 70
												314	H	Air Force	74 68
												333	A	Seattle U	54 66
												338	N	UTRGV	69 65
LAST 10 Division I															
102	A	Southern California	40 57	338	N	UTRGV	69 65								
58	A	California	45 68	314	H	Air Force	74 68								
225	N	Penn St.	64 56	23	H	Oregon	45 81								
266	H	LMU (CA)	57 70	333	A	Seattle U	54 66								
243	H	Utah St.	48 56	117	A	Santa Clara	54 46								

Non-Div I Games: Westcliff 94 47

Long Beach St.

■ Loss,
 ■ Non-Conf,
 ■ S Site,
 ■ Home
 ■ A Away
 N Neutral

Average RPI Win:	283	WON-LOST	WINNING	LAST 10	STRENGTH OF	OPP. STRENGTH	TEAM	ADJ.	CONF.	ADJ CONF.
Average RPI Loss:	192	RECORD	PCT. RANK	GAMES	SCHEDULE	OF SCHEDULE	RPI	RPI	RPI	RPI
DIV. I ONLY	4- 5	197	4-5	318	181	286	286	28	28	
DIV. I NON-CONF.	4- 5	195	4-5	319	182	288	288	28	28	
TOTALS	RPI 1-25	RPI 26-50	W-L RECORDS	RPI 51-100	RPI 101-150	RPI 150+				
4- 5	0- 0	0- 1	OVERALL	0- 0	0- 0	4- 4				
3- 1	0- 0	0- 0	HOME	0- 0	0- 0	3- 1				
1- 4	0- 0	0- 1	AWAY	0- 0	0- 0	1- 3				
0- 0	0- 0	0- 0	NEUTRAL	0- 0	0- 0	0- 0				
4- 5	0- 0	0- 1	NON-CONFERENCE	0- 0	0- 0	4- 4				
3- 1	0- 0	0- 0	HOME	0- 0	0- 0	3- 1				
1- 4	0- 0	0- 1	AWAY	0- 0	0- 0	1- 3				
0- 0	0- 0	0- 0	NEUTRAL	0- 0	0- 0	0- 0				
0- 0	0- 0	0- 0	CONFERENCE	0- 0	0- 0	0- 0				
0- 0	0- 0	0- 0	HOME	0- 0	0- 0	0- 0				
0- 0	0- 0	0- 0	AWAY	0- 0	0- 0	0- 0				
0- 0	0- 0	0- 0	NEUTRAL	0- 0	0- 0	0- 0				

RPI 1-25			RPI 26-50			RPI 51-100			RPI 101+			Team's RPI: 286
RPI	S	Opponent	Score	RPI	S	Opponent	Score	RPI	S	Opponent	Score	
				40	A	James Madison	53 93					
								187	A	Florida	54 71	
								201	A	Norfolk St.	46 49	
								239	H	Delaware St.	78 62	
								240	H	East Carolina	61 64	
								288	H	UNCW	59 58	
								291	A	Wofford	76 79	
								293	H	Brown	86 76	
								310	A	UMES	71 62	
LAST 10 Division I												
310	A	UMES	71 62	239	H	Delaware St.	78 62					
288	H	UNCW	59 58	201	A	Norfolk St.	46 49					
187	A	Florida	54 71	240	H	East Carolina	61 64					
40	A	James Madison	53 93	291	A	Wofford	76 79					
				293	H	Brown	86 76					

Non-Div I Games:

Longwood

RPI 1-25				RPI 26-50				RPI 51-100				RPI 101+				Team's RPI: 155	
RPI	S	Opponent	Score	RPI	S	Opponent	Score	RPI	S	Opponent	Score	RPI	S	Opponent	Score		
13	H	Mississippi St.	48 64									148	A	Lamar University	74 63		
												176	A	Sam Houston St.	73 77		
												194	A	New Orleans	65 60		
												205	A	North Texas	66 69		
												255	H	Southeastern La.	60 50		
												297	A	Ole Miss	53 42		
												307	H	McNeese	75 55		
LAST 10 Division I																	
				297	A	Ole Miss	53 42	205	A	North Texas	66 69						
				13	H	Mississippi St.	48 64	148	A	Lamar University	74 63						
				176	A	Sam Houston St.	73 77	194	A	New Orleans	65 60						
								255	H	Southeastern La.	60 50						
								307	H	McNeese	75 55						

Page 149

Average RPI Win: 247		WON-LOST	WINNING	LAST 10	STRENGTH OF	OPP. STRENGTH	TEAM	ADJ.	CONF.	ADJ CONF.
Average RPI Loss: 179		RECORD	PCT. RANK	GAMES	SCHEDULE	OF SCHEDULE	RPI	RPI	RPI	RPI
DIV. I ONLY		5- 3	119	5-3	323	119	222	222	14	14
DIV. I NON-CONF.		5- 3	118	5-3	322	120	222	222	14	14
TOTALS	RPI 1-25		RPI 26-50		W-L RECORDS	RPI 51-100	RPI 101-150		RPI 150+	
5- 3	0- 0		0- 0		OVERALL	0- 0	1- 2		4- 1	
4- 1	0- 0		0- 0		HOME	0- 0	1- 1		3- 0	
1- 2	0- 0		0- 0		AWAY	0- 0	0- 1		1- 1	
0- 0	0- 0		0- 0		NEUTRAL	0- 0	0- 0		0- 0	
5- 3	0- 0		0- 0		NON-CONFERENCE	0- 0	1- 2		4- 1	
4- 1	0- 0		0- 0		HOME	0- 0	1- 1		3- 0	
1- 2	0- 0		0- 0		AWAY	0- 0	0- 1		1- 1	
0- 0	0- 0		0- 0		NEUTRAL	0- 0	0- 0		0- 0	
0- 0	0- 0		0- 0		CONFERENCE	0- 0	0- 0		0- 0	
0- 0	0- 0		0- 0		HOME	0- 0	0- 0		0- 0	
0- 0	0- 0		0- 0		AWAY	0- 0	0- 0		0- 0	
0- 0	0- 0		0- 0		NEUTRAL	0- 0	0- 0		0- 0	

RPI 1-25				RPI 26-50				RPI 51-100				RPI 101+				Team's RPI: 222	
RPI	S	Opponent	Score	RPI	S	Opponent	Score	RPI	S	Opponent	Score	RPI	S	Opponent	Score		
												105	A	Houston	53	67	
												136	H	Wichita St.	80	88	
												147	H	Memphis	83	74	
												224	A	Little Rock	43	38	
												255	H	Southeastern La.	92	78	
												297	A	Ole Miss	53	76	
												301	H	Grambling	70	66	
												307	H	McNeese	79	54	
LAST 10 Division I																	
				301	H	Grambling	70 66	224	A	Little Rock	43 38						
				255	H	Southeastern La.	92 78	297	A	Ole Miss	53 76						
				105	A	Houston	53 67	136	H	Wichita St.	80 88						
				307	H	McNeese	79 54	147	H	Memphis	83 74						

Non-Div I Games:	Loyola (LA)	71	52	LSU-Alexandria	93	61
------------------	-------------	----	----	----------------	----	----

Louisiana Tech

■ Loss, ■ Non-Conf, S Site, H Home A Away N Neutral

Average RPI Win: 103		WON-LOST	WINNING	LAST 10	STRENGTH OF	OPP. STRENGTH	TEAM	ADJ.	CONF.	ADJ CONF.
Average RPI Loss: 21		RECORD	PCT. RANK	GAMES	SCHEDULE	OF SCHEDULE	RPI	RPI	RPI	RPI
DIV. I ONLY		11- 1	11	9-1	9	67	3	3	3	3
DIV. I NON-CONF.		11- 1	11	9-1	9	67	3	3	3	3
TOTALS		RPI 1-25	RPI 26-50		W-L RECORDS		RPI 51-100	RPI 101-150	RPI 150+	
11- 1	1- 1	2- 0		OVERALL		4- 0	1- 0		3- 0	
5- 0	0- 0	1- 0		HOME		2- 0	0- 0		2- 0	
3- 1	0- 1	1- 0		AWAY		0- 0	1- 0		1- 0	
3- 0	1- 0	0- 0		NEUTRAL		2- 0	0- 0		0- 0	
11- 1	1- 1	2- 0		NON-CONFERENCE		4- 0	1- 0		3- 0	
5- 0	0- 0	1- 0		HOME		2- 0	0- 0		2- 0	
3- 1	0- 1	1- 0		AWAY		0- 0	1- 0		1- 0	
3- 0	1- 0	0- 0		NEUTRAL		2- 0	0- 0		0- 0	
0- 0	0- 0	0- 0		CONFERENCE		0- 0	0- 0		0- 0	
0- 0	0- 0	0- 0		HOME		0- 0	0- 0		0- 0	
0- 0	0- 0	0- 0		AWAY		0- 0	0- 0		0- 0	
0- 0	0- 0	0- 0		NEUTRAL		0- 0	0- 0		0- 0	

RPI 1-25				Team's RPI: 3		RPI 26-50				RPI 51-100				RPI 101+					
RPI	S	Opponent	Score		RPI	S	Opponent	Score		RPI	S	Opponent	Score		RPI	S	Opponent	Score	
21	A	Ohio St.	60	67	28	A	Kentucky	67	66	52	N	Oklahoma St.	69	48	134	A	UT Martin	71	63
23	N	Oregon	72	62	31	H	Western Ky.	75	56	62	H	Central Mich.	76	63	180	H	Murray St.	76	40
										66	H	Boise St.	98	82	227	H	Chattanooga	86	37
										90	N	UT Arlington	76	67	237	A	Northern Ky.	85	57
LAST 10 Division I																			
28	A	Kentucky	67	66	134	A	UT Martin	71	63										
237	A	Northern Ky.	85	57	90	N	UT Arlington	76	67										
21	A	Ohio St.	60	67	66	H	Boise St.	98	82										
23	N	Oregon	72	62	227	H	Chattanooga	86	37										
52	N	Oklahoma St.	69	48	62	H	Central Mich.	76	63										

Non-Div I Games:

Louisville

■ Loss, ■ Non-Conf, S Site, H Home A Away N Neutral

Average RPI Win:	241	WON-LOST	WINNING	LAST 10	STRENGTH OF	OPP. STRENGTH	TEAM	ADJ.	CONF.	ADJ CONF.
Average RPI Loss:	8	RECORD	PCT. RANK	GAMES	SCHEDULE	OF SCHEDULE	RPI	RPI	RPI	RPI
DIV. I ONLY	9- 1	25	9-1	263	208	80	80	7	7	
DIV. I NON-CONF.	9- 1	25	9-1	268	210	80	80	7	7	
TOTALS	RPI 1-25	RPI 26-50	W-L RECORDS	RPI 51-100	RPI 101-150	RPI 150+				
9- 1	0- 1	0- 0	OVERALL	0- 0	1- 0	8- 0				
3- 1	0- 1	0- 0	HOME	0- 0	1- 0	2- 0				
6- 0	0- 0	0- 0	AWAY	0- 0	0- 0	6- 0				
0- 0	0- 0	0- 0	NEUTRAL	0- 0	0- 0	0- 0				
9- 1	0- 1	0- 0	NON-CONFERENCE	0- 0	1- 0	8- 0				
3- 1	0- 1	0- 0	HOME	0- 0	1- 0	2- 0				
6- 0	0- 0	0- 0	AWAY	0- 0	0- 0	6- 0				
0- 0	0- 0	0- 0	NEUTRAL	0- 0	0- 0	0- 0				
0- 0	0- 0	0- 0	CONFERENCE	0- 0	0- 0	0- 0				
0- 0	0- 0	0- 0	HOME	0- 0	0- 0	0- 0				
0- 0	0- 0	0- 0	AWAY	0- 0	0- 0	0- 0				
0- 0	0- 0	0- 0	NEUTRAL	0- 0	0- 0	0- 0				

RPI 1-25				RPI 26-50				RPI 51-100				Team's RPI: 80	RPI 101+			
RPI	S	Opponent	Score	RPI	S	Opponent	Score	RPI	S	Opponent	Score		RPI	S	Opponent	Score
8	H	DePaul	76 83										114	H	Bowling Green	84 76
													175	H	Dartmouth	61 40
													185	A	Portland	78 64
													226	A	UMKC	72 67
													248	H	Vermont	78 76
													253	A	Eastern Ill.	67 51
													294	A	SIUE	63 50
													327	A	Detroit Mercy	89 60
													343	A	Chicago St.	98 53
LAST 10 Division I																
114	H	Bowling Green	84 76	8	H	DePaul	76 83	343	A	Chicago St.	98 53					
294	A	SIUE	63 50					253	A	Eastern Ill.	67 51					
175	H	Dartmouth	61 40					248	H	Vermont	78 76					
185	A	Portland	78 64					327	A	Detroit Mercy	89 60					
226	A	UMKC	72 67													

Non-Div I Games:

Loyola Chicago

■ Loss,
■ Non-Conf, S Site,
■ Home
■ Away
N Neutral

Loyola Maryland

Through Games Of Dec. 22, 2019

Average RPI Win:	267	WON-LOST	WINNING	LAST 10	STRENGTH OF	OPP. STRENGTH	TEAM	ADJ.	CONF.	ADJ CONF.
Average RPI Loss:	141	RECORD	PCT. RANK	GAMES	SCHEDULE	OF SCHEDULE	RPI	RPI	RPI	RPI
DIV. I ONLY	2- 8	298	2-8	216	149	284	284	13	13	
DIV. I NON-CONF.	2- 8	297	2-8	219	153	286	286	13	13	
TOTALS	RPI 1-25	RPI 26-50	W-L RECORDS	RPI 51-100	RPI 101-150	RPI 150+				
2- 8	0- 1	0- 1	OVERALL	0- 1	0- 0	2- 5				
1- 1	0- 0	0- 0	HOME	0- 0	0- 0	1- 1				
1- 6	0- 1	0- 1	AWAY	0- 1	0- 0	1- 3				
0- 1	0- 0	0- 0	NEUTRAL	0- 0	0- 0	0- 1				
2- 8	0- 1	0- 1	NON-CONFERENCE	0- 1	0- 0	2- 5				
1- 1	0- 0	0- 0	HOME	0- 0	0- 0	1- 1				
1- 6	0- 1	0- 1	AWAY	0- 1	0- 0	1- 3				
0- 1	0- 0	0- 0	NEUTRAL	0- 0	0- 0	0- 1				
0- 0	0- 0	0- 0	CONFERENCE	0- 0	0- 0	0- 0				
0- 0	0- 0	0- 0	HOME	0- 0	0- 0	0- 0				
0- 0	0- 0	0- 0	AWAY	0- 0	0- 0	0- 0				
0- 0	0- 0	0- 0	NEUTRAL	0- 0	0- 0	0- 0				

RPI 1-25				RPI 26-50				RPI 51-100				RPI 101+ Team's RPI: 284			
RPI	S	Opponent	Score	RPI	S	Opponent	Score	RPI	S	Opponent	Score	RPI	S	Opponent	Score
18	A	Northwestern	46 67	45	A	Maryland	45 105	73	A	Notre Dame	60 84	159	N	Wright St.	51 66
												177	A	Fla. Atlantic	61 72
												178	H	Howard	69 75
												204	H	Monmouth	64 48
												228	A	Mt. St. Mary's	75 81
												249	A	St. Francis Brooklyn	78 89
												329	A	Fairleigh Dickinson	75 46
LAST 10 Division I															
		45	A	Maryland	45	105				204	H	Monmouth	64	48	
		228	A	Mt. St. Mary's	75	81				178	H	Howard	69	75	
		159	N	Wright St.	51	66				329	A	Fairleigh Dickinson	75	46	
		177	A	Fla. Atlantic	61	72				18	A	Northwestern	46	67	
		249	A	St. Francis Brooklyn	78	89				73	A	Notre Dame	60	84	

Non-Div I Games:

Loyola Maryland

Loss, Non-Conf, S Site, H Home A Away N Neutral

Average RPI Win:	191	WON-LOST	WINNING	LAST 10	STRENGTH OF	OPP. STRENGTH	TEAM	ADJ.	CONF.	ADJ CONF.
Average RPI Loss:	137	RECORD	PCT. RANK	GAMES	SCHEDULE	OF SCHEDULE	RPI	RPI	RPI	RPI
DIV. I ONLY	3- 9	272	2-8	131	206	261	261	29	29	
DIV. I NON-CONF.	3- 9	272	2-8	130	208	261	261	29	29	
TOTALS	RPI 1-25	RPI 26-50	W-L RECORDS	RPI 51-100	RPI 101-150	RPI 150+				
3- 9	0- 1	0- 1	OVERALL	0- 1	1- 2	2- 4				
2- 3	0- 0	0- 0	HOME	0- 0	1- 1	1- 2				
1- 3	0- 1	0- 0	AWAY	0- 0	0- 0	1- 2				
0- 3	0- 0	0- 1	NEUTRAL	0- 1	0- 1	0- 0				
3- 9	0- 1	0- 1	NON-CONFERENCE	0- 1	1- 2	2- 4				
2- 3	0- 0	0- 0	HOME	0- 0	1- 1	1- 2				
1- 3	0- 1	0- 0	AWAY	0- 0	0- 0	1- 2				
0- 3	0- 0	0- 1	NEUTRAL	0- 1	0- 1	0- 0				
0- 0	0- 0	0- 0	CONFERENCE	0- 0	0- 0	0- 0				
0- 0	0- 0	0- 0	HOME	0- 0	0- 0	0- 0				
0- 0	0- 0	0- 0	AWAY	0- 0	0- 0	0- 0				
0- 0	0- 0	0- 0	NEUTRAL	0- 0	0- 0	0- 0				

RPI 1-25				RPI 26-50				RPI 51-100				RPI 101+ Team's RPI: 261			
RPI	S	Opponent	Score	RPI	S	Opponent	Score	RPI	S	Opponent	Score	RPI	S	Opponent	Score
25	A	NC State	34 62	34	N	Drake	62 94	53	N	Arizona St.	31 57	124	H	Green Bay	61 60
												125	H	Harvard	40 69
												127	N	Dayton	49 78
												175	A	Dartmouth	41 57
												189	H	Northeastern	58 66
												199	A	Delaware	69 56
												210	H	Boston U.	49 62
												251	H	Navy	46 41
												293	A	Brown	70 76
LAST 10 Division I															
124	H	Green Bay	61 60	189	H	Northeastern	58 66								
175	A	Dartmouth	41 57	53	N	Arizona St.	31 57								
125	H	Harvard	40 69	251	H	Navy	46 41								
127	N	Dayton	49 78	25	A	NC State	34 62								
34	N	Drake	62 94	210	H	Boston U.	49 62								

Non-Div I Games: Husson 104 43

Maine

Average RPI Win:	253	WON-LOST	WINNING	LAST 10	STRENGTH OF	OPP. STRENGTH	TEAM	ADJ.	CONF.	ADJ CONF.
Average RPI Loss:	140	RECORD	PCT. RANK	GAMES	SCHEDULE	OF SCHEDULE	RPI	RPI	RPI	RPI
DIV. I ONLY	3- 7	253	3-7	98	315	219	219	24	24	
DIV. I NON-CONF.	3- 6	234	3-6	60	327	191	191	23	23	
TOTALS	RPI 1-25	RPI 26-50	W-L RECORDS	RPI 51-100	RPI 101-150	RPI 150+				
3- 7	0- 0	0- 0	OVERALL	0- 1	0- 4	3- 2				
2- 2	0- 0	0- 0	HOME	0- 1	0- 1	2- 0				
1- 5	0- 0	0- 0	AWAY	0- 0	0- 3	1- 2				
0- 0	0- 0	0- 0	NEUTRAL	0- 0	0- 0	0- 0				
3- 6	0- 0	0- 0	NON-CONFERENCE	0- 1	0- 4	3- 1				
2- 2	0- 0	0- 0	HOME	0- 1	0- 1	2- 0				
1- 4	0- 0	0- 0	AWAY	0- 0	0- 3	1- 1				
0- 0	0- 0	0- 0	NEUTRAL	0- 0	0- 0	0- 0				
0- 1	0- 0	0- 0	CONFERENCE	0- 0	0- 0	0- 1				
0- 0	0- 0	0- 0	HOME	0- 0	0- 0	0- 0				
0- 1	0- 0	0- 0	AWAY	0- 0	0- 0	0- 1				
0- 0	0- 0	0- 0	NEUTRAL	0- 0	0- 0	0- 0				

RPI 1-25				RPI 26-50				RPI 51-100				RPI 101+				Team's RPI: 219	
RPI	S	Opponent	Score	RPI	S	Opponent	Score	RPI	S	Opponent	Score	RPI	S	Opponent	Score		
								95	H	Duquesne	65	76	101	A	Nebraska	51	71
												106	A	Stony Brook	54	59	
												110	A	Villanova	51	63	
												142	H	Fordham	45	51	
												175	H	Dartmouth	70	58	
												204	A	Monmouth	60	62	
												220	A	Lafayette	53	60	
												254	H	Army West Point	86	56	
												329	A	Fairleigh Dickinson	62	61	
LAST 10 Division I																	
				204	A	Monmouth	60	62		101	A	Nebraska	51	71			
				254	H	Army West Point	86	56		110	A	Villanova	51	63			
				142	H	Fordham	45	51		329	A	Fairleigh Dickinson	62	61			
				175	H	Dartmouth	70	58		95	H	Duquesne	65	76			
				220	A	Lafayette	53	60		106	A	Stony Brook	54	59			

Non-Div I Games:

Manhattan

Average RPI Win:	187	WON-LOST	WINNING	LAST 10	STRENGTH OF	OPP. STRENGTH	TEAM	ADJ.	CONF.	ADJ CONF.
Average RPI Loss:	37	RECORD	PCT. RANK	GAMES	SCHEDULE	OF SCHEDULE	RPI	RPI	RPI	RPI
DIV. I ONLY	7- 2	57	7-2	207	83	75	75	24	24	
DIV. I NON-CONF.	7- 2	56	7-2	210	83	74	74	23	23	
TOTALS	RPI 1-25	RPI 26-50	W-L RECORDS	RPI 51-100	RPI 101-150	RPI 150+				
7- 2	0- 1	0- 0	OVERALL	2- 1	1- 0	4- 0				
3- 1	0- 1	0- 0	HOME	0- 0	1- 0	2- 0				
2- 1	0- 0	0- 0	AWAY	1- 1	0- 0	1- 0				
2- 0	0- 0	0- 0	NEUTRAL	1- 0	0- 0	1- 0				
7- 2	0- 1	0- 0	NON-CONFERENCE	2- 1	1- 0	4- 0				
3- 1	0- 1	0- 0	HOME	0- 0	1- 0	2- 0				
2- 1	0- 0	0- 0	AWAY	1- 1	0- 0	1- 0				
2- 0	0- 0	0- 0	NEUTRAL	1- 0	0- 0	1- 0				
0- 0	0- 0	0- 0	CONFERENCE	0- 0	0- 0	0- 0				
0- 0	0- 0	0- 0	HOME	0- 0	0- 0	0- 0				
0- 0	0- 0	0- 0	AWAY	0- 0	0- 0	0- 0				
0- 0	0- 0	0- 0	NEUTRAL	0- 0	0- 0	0- 0				

RPI 1-25				RPI 26-50				RPI 51-100				RPI 101+			
RPI	S	Opponent	Score	RPI	S	Opponent	Score	RPI	S	Opponent	Score	RPI	S	Opponent	Score
12	H	Princeton	50 62					62	A	Central Mich.	54 77	124	H	Green Bay	72 60
								70	N	North Florida	69 54	174	H	Elon	63 55
								90	A	UT Arlington	73 57	210	A	Boston U.	89 75
												315	N	Lipscomb	74 63
												326	H	Albany (NY)	76 52
LAST 10 Division I															
124	H	Green Bay	72 60	90	A	UT Arlington	73 57								
12	H	Princeton	50 62	174	H	Elon	63 55								
62	A	Central Mich.	54 77	326	H	Albany (NY)	76 52								
315	N	Lipscomb	74 63	210	A	Boston U.	89 75								
70	N	North Florida	69 54												

Non-Div I Games:

Marist

■ Loss,
 ■ Non-Conf, S Site,
 ■ Home
 ■ Away
 N Neutral

Average RPI Win:	168	WON-LOST	WINNING	LAST 10	STRENGTH OF	OPP. STRENGTH	TEAM	ADJ.	CONF.	ADJ CONF.
Average RPI Loss:	16	RECORD	PCT. RANK	GAMES	SCHEDULE	OF SCHEDULE	RPI	RPI	RPI	RPI
DIV. I ONLY	9- 2	41	8-2	129	21	49	49	6	6	
DIV. I NON-CONF.	9- 2	40	8-2	128	20	50	50	6	6	
TOTALS	RPI 1-25	RPI 26-50	W-L RECORDS	RPI 51-100	RPI 101-150	RPI 150+				
9- 2	0- 2	1- 0	OVERALL	1- 0	2- 0	5- 0				
4- 2	0- 2	1- 0	HOME	1- 0	0- 0	2- 0				
4- 0	0- 0	0- 0	AWAY	0- 0	2- 0	2- 0				
1- 0	0- 0	0- 0	NEUTRAL	0- 0	0- 0	1- 0				
9- 2	0- 2	1- 0	NON-CONFERENCE	1- 0	2- 0	5- 0				
4- 2	0- 2	1- 0	HOME	1- 0	0- 0	2- 0				
4- 0	0- 0	0- 0	AWAY	0- 0	2- 0	2- 0				
1- 0	0- 0	0- 0	NEUTRAL	0- 0	0- 0	1- 0				
0- 0	0- 0	0- 0	CONFERENCE	0- 0	0- 0	0- 0				
0- 0	0- 0	0- 0	HOME	0- 0	0- 0	0- 0				
0- 0	0- 0	0- 0	AWAY	0- 0	0- 0	0- 0				
0- 0	0- 0	0- 0	NEUTRAL	0- 0	0- 0	0- 0				

RPI 1-25				RPI 26-50				Team's RPI: 49				RPI 51-100				RPI 101+			
RPI	S	Opponent	Score	RPI	S	Opponent	Score	RPI	S	Opponent	Score	RPI	S	Opponent	Score	RPI	S	Opponent	Score
13	H	Mississippi St.	68 74	48	H	Illinois St.	58 41					94	H	Belmont	53 51	120	A	South Dakota St.	65 58
18	H	Northwestern	56 64													124	A	Green Bay	60 47
																152	A	Saint Mary's (CA)	77 63
																198	A	Milwaukee	78 56
																249	H	St. Francis Brooklyn	92 71
																252	N	Tulsa	61 60
																279	H	Morgan St.	70 48
LAST 10 Division I																			
				198	A	Milwaukee	78 56					94	H	Belmont	53 51				
				252	N	Tulsa	61 60					120	A	South Dakota St.	65 58				
				152	A	Saint Mary's (CA)	77 63					18	H	Northwestern	56 64				
				13	H	Mississippi St.	68 74					48	H	Illinois St.	58 41				
				124	A	Green Bay	60 47					249	H	St. Francis Brooklyn	92 71				

Non-Div I Games:

Marquette

Average RPI Win:	276	WON-LOST	WINNING	LAST 10	STRENGTH OF	OPP. STRENGTH	TEAM	ADJ.	CONF.	ADJ CONF.
Average RPI Loss:	186	RECORD	PCT. RANK	GAMES	SCHEDULE	OF SCHEDULE	RPI	RPI	RPI	RPI
DIV. I ONLY	3- 6	233	3-6	335	195	320	320	14	14	
DIV. I NON-CONF.	3- 6	234	3-6	336	196	319	319	14	14	
TOTALS	RPI 1-25	RPI 26-50	W-L RECORDS	RPI 51-100	RPI 101-150	RPI 150+				
3- 6	0- 0	0- 1	OVERALL	0- 0	0- 2	3- 3				
2- 2	0- 0	0- 0	HOME	0- 0	0- 1	2- 1				
1- 4	0- 0	0- 1	AWAY	0- 0	0- 1	1- 2				
0- 0	0- 0	0- 0	NEUTRAL	0- 0	0- 0	0- 0				
3- 6	0- 0	0- 1	NON-CONFERENCE	0- 0	0- 2	3- 3				
2- 2	0- 0	0- 0	HOME	0- 0	0- 1	2- 1				
1- 4	0- 0	0- 1	AWAY	0- 0	0- 1	1- 2				
0- 0	0- 0	0- 0	NEUTRAL	0- 0	0- 0	0- 0				
0- 0	0- 0	0- 0	CONFERENCE	0- 0	0- 0	0- 0				
0- 0	0- 0	0- 0	HOME	0- 0	0- 0	0- 0				
0- 0	0- 0	0- 0	AWAY	0- 0	0- 0	0- 0				
0- 0	0- 0	0- 0	NEUTRAL	0- 0	0- 0	0- 0				

RPI 1-25			RPI 26-50			RPI 51-100			RPI 101+			Team's RPI: 320
RPI	S	Opponent	Score	RPI	S	Opponent	Score	RPI	S	Opponent	Score	
				41	A	Rutgers	41 66					
								107	A	Ohio	51 67	
								114	H	Bowling Green	69 82	
								201	H	Norfolk St.	75 69	
								242	A	Towson	56 59	
								279	H	Morgan St.	52 57	
								289	A	Indiana St.	72 60	
								334	A	Evansville	62 66	
								337	H	Coppin St.	60 47	
LAST 10 Division I												
114	H	Bowling Green	69 82	242	A	Towson	56 59					
289	A	Indiana St.	72 60	41	A	Rutgers	41 66					
334	A	Evansville	62 66	107	A	Ohio	51 67					
279	H	Morgan St.	52 57	201	H	Norfolk St.	75 69					
337	H	Coppin St.	60 47									

Non-Div I Games: Alderson Broadus 85 41 Ky. Christian 89 40

Marshall

Average RPI Win:	180	WON-LOST	WINNING	LAST 10	STRENGTH OF	OPP. STRENGTH	TEAM	ADJ.	CONF.	ADJ CONF.
Average RPI Loss:	16	RECORD	PCT. RANK	GAMES	SCHEDULE	OF SCHEDULE	RPI	RPI	RPI	RPI
DIV. I ONLY	9- 2	41	8-2	136	35	45	45	2	2	
DIV. I NON-CONF.	9- 2	40	8-2	135	35	46	46	2	2	
TOTALS	RPI 1-25	RPI 26-50	W-L RECORDS	RPI 51-100	RPI 101-150	RPI 150+				
9- 2	0- 2	1- 0	OVERALL	1- 0	1- 0	6- 0				
5- 1	0- 1	0- 0	HOME	0- 0	1- 0	4- 0				
2- 1	0- 1	1- 0	AWAY	0- 0	0- 0	1- 0				
2- 0	0- 0	0- 0	NEUTRAL	1- 0	0- 0	1- 0				
9- 2	0- 2	1- 0	NON-CONFERENCE	1- 0	1- 0	6- 0				
5- 1	0- 1	0- 0	HOME	0- 0	1- 0	4- 0				
2- 1	0- 1	1- 0	AWAY	0- 0	0- 0	1- 0				
2- 0	0- 0	0- 0	NEUTRAL	1- 0	0- 0	1- 0				
0- 0	0- 0	0- 0	CONFERENCE	0- 0	0- 0	0- 0				
0- 0	0- 0	0- 0	HOME	0- 0	0- 0	0- 0				
0- 0	0- 0	0- 0	AWAY	0- 0	0- 0	0- 0				
0- 0	0- 0	0- 0	NEUTRAL	0- 0	0- 0	0- 0				

RPI 1-25				RPI 26-50				Team's RPI: 45				RPI 51-100				RPI 101+			
RPI	S	Opponent	Score	RPI	S	Opponent	Score	RPI	S	Opponent	Score	RPI	S	Opponent	Score	RPI	S	Opponent	Score
6	H	South Carolina	54 63	40	A	James Madison	70 68	94	N	Belmont	90 26	115	H	George Washington	88 54				
25	A	NC State	59 66									181	H	Quinnipiac	107 52				
												184	N	Clemson	63 44				
												199	H	Delaware	99 55				
												211	H	Wagner	119 56				
												284	H	Loyola Maryland	105 45				
												312	A	Georgia St.	114 41				
LAST 10 Division I																			
94	N	Belmont	90 26	312	A	Georgia St.	114 41												
184	N	Clemson	63 44	284	H	Loyola Maryland	105 45												
181	H	Quinnipiac	107 52	25	A	NC State	59 66												
115	H	George Washington	88 54	40	A	James Madison	70 68												
199	H	Delaware	99 55	6	H	South Carolina	54 63												

Non-Div I Games:

Maryland

Average RPI Win: 244		WON-LOST	WINNING	LAST 10	STRENGTH OF	OPP. STRENGTH	TEAM	ADJ.	CONF.	ADJ CONF.
Average RPI Loss: 82		RECORD	PCT. RANK	GAMES	SCHEDULE	OF SCHEDULE	RPI	RPI	RPI	RPI
DIV. I ONLY		9- 3	61	9-1	298	141	154	154	11	11
DIV. I NON-CONF.		9- 3	60	9-1	300	144	155	155	11	11
TOTALS	RPI 1-25		RPI 26-50		W-L RECORDS		RPI 51-100		RPI 101-150	RPI 150+
9- 3	0- 0		0- 0		OVERALL		1- 2		0- 1	8- 0
5- 2	0- 0		0- 0		HOME		1- 1		0- 1	4- 0
4- 1	0- 0		0- 0		AWAY		0- 1		0- 0	4- 0
0- 0	0- 0		0- 0		NEUTRAL		0- 0		0- 0	0- 0
9- 3	0- 0		0- 0		NON-CONFERENCE		1- 2		0- 1	8- 0
5- 2	0- 0		0- 0		HOME		1- 1		0- 1	4- 0
4- 1	0- 0		0- 0		AWAY		0- 1		0- 0	4- 0
0- 0	0- 0		0- 0		NEUTRAL		0- 0		0- 0	0- 0
0- 0	0- 0		0- 0		CONFERENCE		0- 0		0- 0	0- 0
0- 0	0- 0		0- 0		HOME		0- 0		0- 0	0- 0
0- 0	0- 0		0- 0		AWAY		0- 0		0- 0	0- 0
0- 0	0- 0		0- 0		NEUTRAL		0- 0		0- 0	0- 0

RPI 1-25				RPI 26-50				RPI 51-100				RPI 101+				Team's RPI: 154	
RPI	S	Opponent	Score	RPI	S	Opponent	Score	RPI	S	Opponent	Score	RPI	S	Opponent	Score		
								55	A	St. John's (NY)	71 82	126	H	Merrimack	64 79		
								64	H	Providence	63 72	197	A	Iona	65 51		
								91	H	Holy Cross	75 72	210	A	Boston U.	58 45		
												244	A	UMass Lowell	74 58		
												248	A	Vermont	83 49		
												281	H	Siena	61 55		
												293	H	Brown	95 42		
												316	H	Hartford	74 48		
												318	H	New Hampshire	67 65		
LAST 10 Division I																	
				91	H	Holy Cross	75 72	197	A	Iona	65 51						
				318	H	New Hampshire	67 65	281	H	Siena	61 55						
				248	A	Vermont	83 49	210	A	Boston U.	58 45						
				55	A	St. John's (NY)	71 82	316	H	Hartford	74 48						
				293	H	Brown	95 42	244	A	UMass Lowell	74 58						

Non-Div I Games:

Massachusetts

■ Loss, ■ Non-Conf, S Site, H Home A Away N Neutral

Average RPI Win:	348	WON-LOST	WINNING	LAST 10	STRENGTH OF	OPP. STRENGTH	TEAM	ADJ.	CONF.	ADJ CONF.
Average RPI Loss:	160	RECORD	PCT. RANK	GAMES	SCHEDULE	OF SCHEDULE	RPI	RPI	RPI	RPI
DIV. I ONLY	1- 7	317	1-7	113	335	307	307	26	26	
DIV. I NON-CONF.	1- 6	316	1-6	156	328	313	313	26	26	
TOTALS	RPI 1-25	RPI 26-50	W-L RECORDS	RPI 51-100	RPI 101-150	RPI 150+				
1- 7	0- 0	0- 0	OVERALL	0- 1	0- 2	1- 4				
1- 1	0- 0	0- 0	HOME	0- 0	0- 0	1- 1				
0- 6	0- 0	0- 0	AWAY	0- 1	0- 2	0- 3				
0- 0	0- 0	0- 0	NEUTRAL	0- 0	0- 0	0- 0				
1- 6	0- 0	0- 0	NON-CONFERENCE	0- 1	0- 1	1- 4				
1- 1	0- 0	0- 0	HOME	0- 0	0- 0	1- 1				
0- 5	0- 0	0- 0	AWAY	0- 1	0- 1	0- 3				
0- 0	0- 0	0- 0	NEUTRAL	0- 0	0- 0	0- 0				
0- 1	0- 0	0- 0	CONFERENCE	0- 0	0- 1	0- 0				
0- 0	0- 0	0- 0	HOME	0- 0	0- 0	0- 0				
0- 1	0- 0	0- 0	AWAY	0- 0	0- 1	0- 0				
0- 0	0- 0	0- 0	NEUTRAL	0- 0	0- 0	0- 0				

RPI 1-25				RPI 26-50				RPI 51-100				RPI 101+				Team's RPI: 307	
RPI	S	Opponent	Score	RPI	S	Opponent	Score	RPI	S	Opponent	Score	RPI	S	Opponent	Score		
								51	A	Arkansas	58	101	138	A	UAB	70	97
												150	A	SFA	51	82	
												155	A	Louisiana	55	75	
												192	A	SMU	60	81	
												209	H	Rice	50	81	
												222	A	Louisiana Tech	54	79	
												348	H	La.-Monroe	72	69	
LAST 10 Division I																	
				209	H	Rice	50	81	150	A	SFA	51	82				
				138	A	UAB	70	97	222	A	Louisiana Tech	54	79				
				155	A	Louisiana	55	75	348	H	La.-Monroe	72	69				
				51	A	Arkansas	58	101									
				192	A	SMU	60	81									

Non-Div I Games: Centenary (LA) 116 37 LSU-Shreveport 81 77

McNeese

Loss, Non-Conf, S Site, H Home A Away N Neutral

Average RPI Win:	218	WON-LOST	WINNING	LAST 10	STRENGTH OF	OPP. STRENGTH	TEAM	ADJ.	CONF.	ADJ CONF.
Average RPI Loss:	136	RECORD	PCT. RANK	GAMES	SCHEDULE	OF SCHEDULE	RPI	RPI	RPI	RPI
DIV. I ONLY	8- 4	87	7-3	234	204	147	147	9	9	
DIV. I NON-CONF.	8- 4	86	7-3	236	206	149	149	9	9	
TOTALS	RPI 1-25	RPI 26-50	W-L RECORDS	RPI 51-100	RPI 101-150	RPI 150+				
8- 4	0- 0	0- 1	OVERALL	1- 0	1- 1	6- 2				
4- 2	0- 0	0- 0	HOME	0- 0	1- 1	3- 1				
3- 1	0- 0	0- 0	AWAY	1- 0	0- 0	2- 1				
1- 1	0- 0	0- 1	NEUTRAL	0- 0	0- 0	1- 0				
8- 4	0- 0	0- 1	NON-CONFERENCE	1- 0	1- 1	6- 2				
4- 2	0- 0	0- 0	HOME	0- 0	1- 1	3- 1				
3- 1	0- 0	0- 0	AWAY	1- 0	0- 0	2- 1				
1- 1	0- 0	0- 1	NEUTRAL	0- 0	0- 0	1- 0				
0- 0	0- 0	0- 0	CONFERENCE	0- 0	0- 0	0- 0				
0- 0	0- 0	0- 0	HOME	0- 0	0- 0	0- 0				
0- 0	0- 0	0- 0	AWAY	0- 0	0- 0	0- 0				
0- 0	0- 0	0- 0	NEUTRAL	0- 0	0- 0	0- 0				

RPI S	Opponent	Score	RPI S	Opponent	Score	RPI S	Opponent	Score	RPI S	Opponent	Score	Team's RPI: 147
29 N	LSU	58 89	82 A	Southern Ill.	70 66	115 H	George Washington	63 64	138 H	UAB	77 52	
						179 H	Eastern Ky.	60 63	190 A	Toledo	83 76	
						212 N	Kansas St.	72 68	222 A	Louisiana Tech	74 83	
						224 A	Little Rock	68 50	241 H	Arkansas St.	78 50	
						319 H	Alcorn	57 51	335 H	Mississippi Val.	91 54	
LAST 10 Division I												
212 N	Kansas St.	72 68	335 H	Mississippi Val.	91 54							
190 A	Toledo	83 76	224 A	Little Rock	68 50							
82 A	Southern Ill.	70 66	241 H	Arkansas St.	78 50							
115 H	George Washington	63 64	138 H	UAB	77 52							
222 A	Louisiana Tech	74 83	29 N	LSU	58 89							

Non-Div I Games:

Memphis

Mercer

Average RPI Win: 308
Average RPI Loss: 146

WON-LOST RECORD
WINNING PCT. RANK
LAST 10 GAMES

Through Games Of Dec. 22, 2019
STRENGTH OF SCHEDULE
OPP. STRENGTH OF SCHEDULE
TEAM RPI
ADJ. RPI
CONF. RPI
ADJ CONF. RPI

DIV. I ONLY	2- 9	307	2-8	247	229	311	311	22	22
DIV. I NON-CONF.	2- 9	307	2-8	250	231	310	310	22	22
TOTALS	RPI 1-25	RPI 26-50	W-L RECORDS	RPI 51-100	RPI 101-150	RPI 150+			
2- 9	0- 0	0- 2	OVERALL	0- 1	0- 1	2- 5			
1- 4	0- 0	0- 1	HOME	0- 0	0- 1	1- 2			
1- 5	0- 0	0- 1	AWAY	0- 1	0- 0	1- 3			
0- 0	0- 0	0- 0	NEUTRAL	0- 0	0- 0	0- 0			
2- 9	0- 0	0- 2	NON-CONFERENCE	0- 1	0- 1	2- 5			
1- 4	0- 0	0- 1	HOME	0- 0	0- 1	1- 2			
1- 5	0- 0	0- 1	AWAY	0- 1	0- 0	1- 3			
0- 0	0- 0	0- 0	NEUTRAL	0- 0	0- 0	0- 0			
0- 0	0- 0	0- 0	CONFERENCE	0- 0	0- 0	0- 0			
0- 0	0- 0	0- 0	HOME	0- 0	0- 0	0- 0			
0- 0	0- 0	0- 0	AWAY	0- 0	0- 0	0- 0			
0- 0	0- 0	0- 0	NEUTRAL	0- 0	0- 0	0- 0			

RPI S	Opponent	Score	RPI S	Opponent	Score	RPI S	Opponent	Score	RPI S	Opponent	Score
31	H Western Ky.	62 75	46	A Georgia	60 76	74	A Alabama	56 111	144	H Gardner-Webb	62 65
									179	H Eastern Ky.	60 61
									184	H Clemson	61 65
									187	A Florida	50 71
									195	A Kennesaw St.	64 92
									267	H Ga. Southern	62 52
									277	A Appalachian St.	68 77
									349	A South Carolina St.	66 55
LAST 10 Division I											
277	A Appalachian St.	68 77	144	H Gardner-Webb	62 65						
179	H Eastern Ky.	60 61	187	A Florida	50 71						
46	A Georgia	60 76	184	H Clemson	61 65						
74	A Alabama	56 111	267	H Ga. Southern	62 52						
195	A Kennesaw St.	64 92	349	A South Carolina St.	66 55						

Non-Div I Games: LaGrange 74 47

Mercer

Loss, Non-Conf, S Site, H Home A Away N Neutral

Average RPI Win:	252	WON-LOST	WINNING	LAST 10	STRENGTH OF	OPP. STRENGTH	TEAM	ADJ.	CONF.	ADJ CONF.
Average RPI Loss:	117	RECORD	PCT. RANK	GAMES	SCHEDULE	OF SCHEDULE	RPI	RPI	RPI	RPI
DIV. I ONLY	4- 4	162	4-4	99	308	126	126	30	30	
DIV. I NON-CONF.	4- 4	162	4-4	99	309	127	127	30	30	
TOTALS	RPI 1-25	RPI 26-50	W-L RECORDS	RPI 51-100	RPI 101-150	RPI 150+				
4- 4	0- 0	0- 0	OVERALL	0- 2	0- 1	4- 1				
2- 1	0- 0	0- 0	HOME	0- 1	0- 0	2- 0				
2- 3	0- 0	0- 0	AWAY	0- 1	0- 1	2- 1				
0- 0	0- 0	0- 0	NEUTRAL	0- 0	0- 0	0- 0				
4- 4	0- 0	0- 0	NON-CONFERENCE	0- 2	0- 1	4- 1				
2- 1	0- 0	0- 0	HOME	0- 1	0- 0	2- 0				
2- 3	0- 0	0- 0	AWAY	0- 1	0- 1	2- 1				
0- 0	0- 0	0- 0	NEUTRAL	0- 0	0- 0	0- 0				
0- 0	0- 0	0- 0	CONFERENCE	0- 0	0- 0	0- 0				
0- 0	0- 0	0- 0	HOME	0- 0	0- 0	0- 0				
0- 0	0- 0	0- 0	AWAY	0- 0	0- 0	0- 0				
0- 0	0- 0	0- 0	NEUTRAL	0- 0	0- 0	0- 0				

RPI 1-25				RPI 26-50				RPI 51-100				RPI 101+				Team's RPI: 126	
RPI	S	Opponent	Score	RPI	S	Opponent	Score	RPI	S	Opponent	Score	RPI	S	Opponent	Score		
								86	H	Lehigh	68	72	116	A	Illinois	72	75
								91	A	Holy Cross	42	68	154	A	Massachusetts	79	64
													175	A	Dartmouth	52	57
													244	H	UMass Lowell	73	50
													293	A	Brown	72	57
													318	H	New Hampshire	64	54
LAST 10 Division I																	
				175	A	Dartmouth	52	57	244	H	UMass Lowell	73	50				
				86	H	Lehigh	68	72	116	A	Illinois	72	75				
				154	A	Massachusetts	79	64	293	A	Brown	72	57				
									91	A	Holy Cross	42	68				
									318	H	New Hampshire	64	54				

Non-Div I Games: Eastern Nazarene 82 50 Fisher 81 42

Merrimack

Loss, Non-Conf, S Site, H Home A Away N Neutral

Average RPI Win:	135	WON-LOST	WINNING	LAST 10	STRENGTH OF	OPP. STRENGTH	TEAM	ADJ.	CONF.	ADJ CONF.
Average RPI Loss:	9	RECORD	PCT. RANK	GAMES	SCHEDULE	OF SCHEDULE	RPI	RPI	RPI	RPI
DIV. I ONLY	8- 3	69	7-3	15	82	30	30	3	3	
DIV. I NON-CONF.	8- 3	68	7-3	14	82	30	30	3	3	
TOTALS	RPI 1-25	RPI 26-50	W-L RECORDS	RPI 51-100	RPI 101-150	RPI 150+				
8- 3	0- 3	0- 0	OVERALL	4- 0	2- 0	2- 0				
7- 2	0- 2	0- 0	HOME	3- 0	2- 0	2- 0				
0- 1	0- 1	0- 0	AWAY	0- 0	0- 0	0- 0				
1- 0	0- 0	0- 0	NEUTRAL	1- 0	0- 0	0- 0				
8- 3	0- 3	0- 0	NON-CONFERENCE	4- 0	2- 0	2- 0				
7- 2	0- 2	0- 0	HOME	3- 0	2- 0	2- 0				
0- 1	0- 1	0- 0	AWAY	0- 0	0- 0	0- 0				
1- 0	0- 0	0- 0	NEUTRAL	1- 0	0- 0	0- 0				
0- 0	0- 0	0- 0	CONFERENCE	0- 0	0- 0	0- 0				
0- 0	0- 0	0- 0	HOME	0- 0	0- 0	0- 0				
0- 0	0- 0	0- 0	AWAY	0- 0	0- 0	0- 0				
0- 0	0- 0	0- 0	NEUTRAL	0- 0	0- 0	0- 0				

RPI 1-25				RPI 26-50		Team's RPI: 30		RPI 51-100				RPI 101+			
RPI	S	Opponent	Score	RPI	S	Opponent	Score	RPI	S	Opponent	Score	RPI	S	Opponent	Score
5	H	Oregon St.	53 75					54	H	IUPUI	74 65	108	H	Binghamton	79 56
8	A	DePaul	83 89					70	H	North Florida	78 55	140	H	Miami (OH)	80 62
15	H	Indiana	45 58					77	N	N.C. A&T	68 67	258	H	Jackson St.	83 68
								98	H	Washington St.	74 68	271	H	UNC Asheville	75 46
LAST 10 Division I															
				98	H	Washington St.	74 68					108	H	Binghamton	79 56
				271	H	UNC Asheville	75 46					15	H	Indiana	45 58
				77	N	N.C. A&T	68 67					140	H	Miami (OH)	80 62
				54	H	IUPUI	74 65					5	H	Oregon St.	53 75
				70	H	North Florida	78 55					8	A	DePaul	83 89

Non-Div I Games:

Miami (FL)

■ Loss,
 ■ Non-Conf, S Site,
 ■ Home
 ■ Away
 N Neutral

Average RPI Win:	270	WON-LOST	WINNING	LAST 10	STRENGTH OF	OPP. STRENGTH	TEAM	ADJ.	CONF.	ADJ CONF.
Average RPI Loss:	78	RECORD	PCT. RANK	GAMES	SCHEDULE	OF SCHEDULE	RPI	RPI	RPI	RPI
DIV. I ONLY	6- 5	149	6-4	256	102	140	140	10	10	
DIV. I NON-CONF.	6- 5	148	6-4	260	102	142	142	10	10	
TOTALS	RPI 1-25	RPI 26-50	W-L RECORDS	RPI 51-100	RPI 101-150	RPI 150+				
6- 5	0- 1	0- 1	OVERALL	0- 0	0- 3	6- 0				
2- 0	0- 0	0- 0	HOME	0- 0	0- 0	2- 0				
3- 4	0- 1	0- 1	AWAY	0- 0	0- 2	3- 0				
1- 1	0- 0	0- 0	NEUTRAL	0- 0	0- 1	1- 0				
6- 5	0- 1	0- 1	NON-CONFERENCE	0- 0	0- 3	6- 0				
2- 0	0- 0	0- 0	HOME	0- 0	0- 0	2- 0				
3- 4	0- 1	0- 1	AWAY	0- 0	0- 2	3- 0				
1- 1	0- 0	0- 0	NEUTRAL	0- 0	0- 1	1- 0				
0- 0	0- 0	0- 0	CONFERENCE	0- 0	0- 0	0- 0				
0- 0	0- 0	0- 0	HOME	0- 0	0- 0	0- 0				
0- 0	0- 0	0- 0	AWAY	0- 0	0- 0	0- 0				
0- 0	0- 0	0- 0	NEUTRAL	0- 0	0- 0	0- 0				

RPI 1-25				RPI 26-50				RPI 51-100				RPI 101+ Team's RPI: 140			
RPI	S	Opponent	Score	RPI	S	Opponent	Score	RPI	S	Opponent	Score	RPI	S	Opponent	Score
8	A	DePaul	79 98	30	A	Miami (FL)	62 80					111	N	Liberty	53 65
												119	A	Bradley	68 79
												122	A	Cincinnati	68 98
												179	A	Eastern Ky.	75 57
												229	N	Prairie View	65 52
												262	A	South Alabama	76 73
												292	A	Pittsburgh	80 71
												325	H	UIC	85 35
												334	H	Evansville	72 64
LAST 10 Division I															
334	H	Evansville	72 64	122	A	Cincinnati	68 98								
292	A	Pittsburgh	80 71	30	A	Miami (FL)	62 80								
179	A	Eastern Ky.	75 57	111	N	Liberty	53 65								
262	A	South Alabama	76 73	325	H	UIC	85 35								
229	N	Prairie View	65 52	119	A	Bradley	68 79								

Non-Div I Games:

Miami (OH)

Michigan

Through Games Of Dec. 22, 2019

Average RPI Win:	189	WON-LOST	WINNING	LAST 10	STRENGTH OF	OPP. STRENGTH	TEAM	ADJ.	CONF.	ADJ CONF.
Average RPI Loss:	42	RECORD	PCT. RANK	GAMES	SCHEDULE	OF SCHEDULE	RPI	RPI	RPI	RPI
DIV. I ONLY	9- 2	41	8-2	73	156	43	43	2	2	
DIV. I NON-CONF.	9- 2	40	8-2	75	159	44	44	2	2	
TOTALS	RPI 1-25	RPI 26-50	W-L RECORDS	RPI 51-100	RPI 101-150	RPI 150+				
9- 2	0- 1	0- 0	OVERALL	1- 1	3- 0	5- 0				
6- 1	0- 0	0- 0	HOME	0- 1	2- 0	4- 0				
2- 0	0- 0	0- 0	AWAY	0- 0	1- 0	1- 0				
1- 1	0- 1	0- 0	NEUTRAL	1- 0	0- 0	0- 0				
9- 2	0- 1	0- 0	NON-CONFERENCE	1- 1	3- 0	5- 0				
6- 1	0- 0	0- 0	HOME	0- 1	2- 0	4- 0				
2- 0	0- 0	0- 0	AWAY	0- 0	1- 0	1- 0				
1- 1	0- 1	0- 0	NEUTRAL	1- 0	0- 0	0- 0				
0- 0	0- 0	0- 0	CONFERENCE	0- 0	0- 0	0- 0				
0- 0	0- 0	0- 0	HOME	0- 0	0- 0	0- 0				
0- 0	0- 0	0- 0	AWAY	0- 0	0- 0	0- 0				
0- 0	0- 0	0- 0	NEUTRAL	0- 0	0- 0	0- 0				

RPI 1-25			RPI 26-50		Team's RPI: 43	RPI 51-100			RPI 101+		
RPI	S	Opponent	Score	RPI	S	Opponent	Score	RPI	S	Opponent	Score
11	N	Florida St.	69 79					73	H	Notre Dame	72 76
								76	N	Kent St.	88 53
								109	H	Syracuse	84 76
								119	H	Bradley	77 57
								123	A	Akron	80 71
								207	A	Eastern Mich.	57 38
								231	H	Western Mich.	76 55
								277	H	Appalachian St.	62 35
								279	H	Morgan St.	80 48
								280	H	Oakland	79 64
LAST 10 Division I											
11	N	Florida St.	69 79	280	H	Oakland	79 64				
277	H	Appalachian St.	62 35	109	H	Syracuse	84 76				
123	A	Akron	80 71	279	H	Morgan St.	80 48				
76	N	Kent St.	88 53	207	A	Eastern Mich.	57 38				
119	H	Bradley	77 57	73	H	Notre Dame	72 76				

Non-Div I Games:

Michigan

■ Loss,
 ■ Non-Conf, S Site,
 ■ Home
 ■ Away
 N Neutral

Average RPI Win: 246		WON-LOST	WINNING	LAST 10	STRENGTH OF	OPP. STRENGTH	TEAM	ADJ.	CONF.	ADJ CONF.
Average RPI Loss: 48		RECORD	PCT. RANK	GAMES	SCHEDULE	OF SCHEDULE	RPI	RPI	RPI	RPI
DIV. I ONLY		7- 4	102	6-4	212	101	137	137	2	2
DIV. I NON-CONF.		7- 4	102	6-4	215	101	138	138	2	2
TOTALS	RPI 1-25		RPI 26-50		W-L RECORDS	RPI 51-100	RPI 101-150		RPI 150+	
7- 4	0- 1		0- 2		OVERALL	1- 0	0- 1		6- 0	
5- 0	0- 0		0- 0		HOME	0- 0	0- 0		5- 0	
1- 1	0- 1		0- 0		AWAY	1- 0	0- 0		0- 0	
1- 3	0- 0		0- 2		NEUTRAL	0- 0	0- 1		1- 0	
7- 4	0- 1		0- 2		NON-CONFERENCE	1- 0	0- 1		6- 0	
5- 0	0- 0		0- 0		HOME	0- 0	0- 0		5- 0	
1- 1	0- 1		0- 0		AWAY	1- 0	0- 0		0- 0	
1- 3	0- 0		0- 2		NEUTRAL	0- 0	0- 1		1- 0	
0- 0	0- 0		0- 0		CONFERENCE	0- 0	0- 0		0- 0	
0- 0	0- 0		0- 0		HOME	0- 0	0- 0		0- 0	
0- 0	0- 0		0- 0		AWAY	0- 0	0- 0		0- 0	
0- 0	0- 0		0- 0		NEUTRAL	0- 0	0- 0		0- 0	

RPI 1-25				RPI 26-50				RPI 51-100				RPI 101+				Team's RPI: 137	
RPI	S	Opponent	Score	RPI	S	Opponent	Score	RPI	S	Opponent	Score	RPI	S	Opponent	Score		
11	A	Florida St.	68 78	29	N	LSU	56 58	73	A	Notre Dame	72 69	109	N	Syracuse	63 77		
				42	N	West Virginia	57 63					207	H	Eastern Mich.	85 50		
												212	N	Kansas St.	65 60		
												280	H	Oakland	76 56		
												304	H	Morehead St.	93 48		
												316	H	Hartford	79 34		
												327	H	Detroit Mercy	110 52		
LAST 10 Division I																	
				42	N	West Virginia	57 63	304	H	Morehead St.	93 48						
				109	N	Syracuse	63 77	11	A	Florida St.	68 78						
				280	H	Oakland	76 56	212	N	Kansas St.	65 60						
				73	A	Notre Dame	72 69	29	N	LSU	56 58						
				327	H	Detroit Mercy	110 52	316	H	Hartford	79 34						

Non-Div I Games:

Michigan St.

■ Loss, ■ Non-Conf, S Site, H Home A Away N Neutral

Middle Tenn.

Through Games Of Dec. 22, 2019

Average RPI Win:	189	WON-LOST	WINNING	LAST 10	STRENGTH OF	OPP. STRENGTH	TEAM	ADJ.	CONF.	ADJ CONF.
Average RPI Loss:	46	RECORD	PCT. RANK	GAMES	SCHEDULE	OF SCHEDULE	RPI	RPI	RPI	RPI
DIV. I ONLY	7- 4	102	6-4	74	105	78	78	14	14	
DIV. I NON-CONF.	7- 4	102	6-4	76	105	77	77	14	14	
TOTALS	RPI 1-25	RPI 26-50	W-L RECORDS	RPI 51-100	RPI 101-150	RPI 150+				
7- 4	0- 1	0- 1	OVERALL	2- 2	0- 0	5- 0				
4- 1	0- 0	0- 1	HOME	1- 0	0- 0	3- 0				
2- 1	0- 0	0- 0	AWAY	0- 1	0- 0	2- 0				
1- 2	0- 1	0- 0	NEUTRAL	1- 1	0- 0	0- 0				
7- 4	0- 1	0- 1	NON-CONFERENCE	2- 2	0- 0	5- 0				
4- 1	0- 0	0- 1	HOME	1- 0	0- 0	3- 0				
2- 1	0- 0	0- 0	AWAY	0- 1	0- 0	2- 0				
1- 2	0- 1	0- 0	NEUTRAL	1- 1	0- 0	0- 0				
0- 0	0- 0	0- 0	CONFERENCE	0- 0	0- 0	0- 0				
0- 0	0- 0	0- 0	HOME	0- 0	0- 0	0- 0				
0- 0	0- 0	0- 0	AWAY	0- 0	0- 0	0- 0				
0- 0	0- 0	0- 0	NEUTRAL	0- 0	0- 0	0- 0				

RPI 1-25				RPI 26-50				RPI 51-100				Team's RPI: 78	RPI 101+			
RPI	S	Opponent	Score	RPI	S	Opponent	Score	RPI	S	Opponent	Score		RPI	S	Opponent	Score
7	N	Gonzaga	50 62	28	H	Kentucky	52 67	53	N	Arizona St.	60 61		183	A	Tulane	64 62
								61	H	Furman	78 62		193	H	VCU	86 63
								94	A	Belmont	57 68		234	H	Tennessee Tech	64 58
								100	N	Auburn	73 50		240	A	East Carolina	68 66
													315	H	Lipscomb	70 49
LAST 10 Division I																
				193	H	VCU	86 63						315	H	Lipscomb	70 49
				94	A	Belmont	57 68						53	N	Arizona St.	60 61
				234	H	Tennessee Tech	64 58						7	N	Gonzaga	50 62
				183	A	Tulane	64 62						100	N	Auburn	73 50
				28	H	Kentucky	52 67						61	H	Furman	78 62

Non-Div I Games:

Middle Tenn.

■ Loss,
 ■ Non-Conf, S Site,
 ■ Home
 ■ Away
 N Neutral

Average RPI Win:	226	WON-LOST	WINNING	LAST 10	STRENGTH OF	OPP. STRENGTH	TEAM	ADJ.	CONF.	ADJ CONF.
Average RPI Loss:	72	RECORD	PCT. RANK	GAMES	SCHEDULE	OF SCHEDULE	RPI	RPI	RPI	RPI
DIV. I ONLY	2- 8	298	2-8	32	55	198	198	18	18	
DIV. I NON-CONF.	2- 8	297	2-8	33	56	197	197	18	18	
TOTALS	RPI 1-25	RPI 26-50	W-L RECORDS	RPI 51-100	RPI 101-150	RPI 150+				
2- 8	0- 2	0- 2	OVERALL	0- 1	0- 2	2- 1				
2- 3	0- 0	0- 1	HOME	0- 0	0- 2	2- 0				
0- 5	0- 2	0- 1	AWAY	0- 1	0- 0	0- 1				
0- 0	0- 0	0- 0	NEUTRAL	0- 0	0- 0	0- 0				
2- 8	0- 2	0- 2	NON-CONFERENCE	0- 1	0- 2	2- 1				
2- 3	0- 0	0- 1	HOME	0- 0	0- 2	2- 0				
0- 5	0- 2	0- 1	AWAY	0- 1	0- 0	0- 1				
0- 0	0- 0	0- 0	NEUTRAL	0- 0	0- 0	0- 0				
0- 0	0- 0	0- 0	CONFERENCE	0- 0	0- 0	0- 0				
0- 0	0- 0	0- 0	HOME	0- 0	0- 0	0- 0				
0- 0	0- 0	0- 0	AWAY	0- 0	0- 0	0- 0				
0- 0	0- 0	0- 0	NEUTRAL	0- 0	0- 0	0- 0				

RPI 1-25				RPI 26-50				RPI 51-100				RPI 101+ Team's RPI: 198			
RPI	S	Opponent	Score	RPI	S	Opponent	Score	RPI	S	Opponent	Score	RPI	S	Opponent	Score
8	A	DePaul	65 94	33	A	Minnesota	61 77	83	A	Wisconsin	40 71	104	H	North Dakota	58 66
19	A	Purdue	55 68	49	H	Marquette	56 78					114	H	Bowling Green	51 63
												153	H	Northern Ill.	78 65
												162	A	Columbia	46 74
												299	H	Ark.-Pine Bluff	69 55
LAST 10 Division I															
104	H	North Dakota	58 66	49	H	Marquette	56 78								
114	H	Bowling Green	51 63	153	H	Northern Ill.	78 65								
83	A	Wisconsin	40 71	162	A	Columbia	46 74								
33	A	Minnesota	61 77	8	A	DePaul	65 94								
19	A	Purdue	55 68	299	H	Ark.-Pine Bluff	69 55								

Non-Div I Games: Wis.-Parkside 84 77

Milwaukee

■ Loss,
 ■ Non-Conf,
 ■ S Site,
 ■ H Home
 ■ A Away
 N Neutral

Average RPI Win: 168		WON-LOST	WINNING	LAST 10	STRENGTH OF	OPP. STRENGTH	TEAM	ADJ.	CONF.	ADJ CONF.
Average RPI Loss: 2		RECORD	PCT. RANK	GAMES	SCHEDULE	OF SCHEDULE	RPI	RPI	RPI	RPI
DIV. I ONLY		10- 1	17	10-0	159	29	33	33	2	2
DIV. I NON-CONF.		10- 1	17	10-0	160	28	33	33	2	2
TOTALS	RPI 1-25	RPI 26-50		W-L RECORDS		RPI 51-100	RPI 101-150	RPI 150+		
10- 1	0- 1	0- 0		OVERALL		3- 0	2- 0	5- 0		
7- 1	0- 1	0- 0		HOME		2- 0	1- 0	4- 0		
3- 0	0- 0	0- 0		AWAY		1- 0	1- 0	1- 0		
0- 0	0- 0	0- 0		NEUTRAL		0- 0	0- 0	0- 0		
10- 1	0- 1	0- 0		NON-CONFERENCE		3- 0	2- 0	5- 0		
7- 1	0- 1	0- 0		HOME		2- 0	1- 0	4- 0		
3- 0	0- 0	0- 0		AWAY		1- 0	1- 0	1- 0		
0- 0	0- 0	0- 0		NEUTRAL		0- 0	0- 0	0- 0		
0- 0	0- 0	0- 0		CONFERENCE		0- 0	0- 0	0- 0		
0- 0	0- 0	0- 0		HOME		0- 0	0- 0	0- 0		
0- 0	0- 0	0- 0		AWAY		0- 0	0- 0	0- 0		
0- 0	0- 0	0- 0		NEUTRAL		0- 0	0- 0	0- 0		

RPI 1-25				Team's RPI: 33		RPI 51-100				RPI 101+					
RPI	S	Opponent	Score	RPI	S	Opponent	Score	RPI	S	Opponent	Score	RPI	S	Opponent	Score
2	H	Missouri St.	69 77					53	H	Arizona St.	80 66	115	A	George Washington	83 50
								73	A	Notre Dame	75 67	129	H	Montana St.	71 60
								86	H	Lehigh	77 49	198	H	Milwaukee	77 61
												206	A	American	70 53
												248	H	Vermont	90 58
												273	H	UC Davis	76 67
												303	H	Bryant	101 56
LAST 10 Division I															
				86	H	Lehigh	77 49	115	A	George Washington	83 50				
				273	H	UC Davis	76 67	206	A	American	70 53				
				53	H	Arizona St.	80 66	73	A	Notre Dame	75 67				
				198	H	Milwaukee	77 61	303	H	Bryant	101 56				
				248	H	Vermont	90 58	129	H	Montana St.	71 60				

Non-Div I Games:

Minnesota

■ Loss, ■ Non-Conf, S Site, H Home A Away N Neutral

Average RPI Win: 131		WON-LOST	WINNING	LAST 10	STRENGTH OF	OPP. STRENGTH	TEAM	ADJ.	CONF.	ADJ CONF.
Average RPI Loss: 23		RECORD	PCT. RANK	GAMES	SCHEDULE	OF SCHEDULE	RPI	RPI	RPI	RPI
DIV. I ONLY		11- 2	33	8-2	19	95	13	13	4	4
DIV. I NON-CONF.		11- 2	33	8-2	19	95	13	13	4	4
TOTALS		RPI 1-25	RPI 26-50		W-L RECORDS		RPI 51-100	RPI 101-150	RPI 150+	
11- 2	1- 1	2- 1		OVERALL		0- 0	4- 0	4- 0		
4- 1	0- 0	1- 1		HOME		0- 0	1- 0	2- 0		
3- 0	0- 0	1- 0		AWAY		0- 0	0- 0	2- 0		
4- 1	1- 1	0- 0		NEUTRAL		0- 0	3- 0	0- 0		
11- 2	1- 1	2- 1		NON-CONFERENCE		0- 0	4- 0	4- 0		
4- 1	0- 0	1- 1		HOME		0- 0	1- 0	2- 0		
3- 0	0- 0	1- 0		AWAY		0- 0	0- 0	2- 0		
4- 1	1- 1	0- 0		NEUTRAL		0- 0	3- 0	0- 0		
0- 0	0- 0	0- 0		CONFERENCE		0- 0	0- 0	0- 0		
0- 0	0- 0	0- 0		HOME		0- 0	0- 0	0- 0		
0- 0	0- 0	0- 0		AWAY		0- 0	0- 0	0- 0		
0- 0	0- 0	0- 0		NEUTRAL		0- 0	0- 0	0- 0		

RPI	S	Opponent	Score	RPI	S	Opponent	Score	RPI	S	Opponent	Score	RPI	S	Opponent	Score
4	N	Stanford	62 67	42	H	West Virginia	65 71					124	N	Green Bay	83 58
20	N	Virginia	72 59	49	A	Marquette	74 68					130	N	San Francisco	73 38
				50	H	Troy	122 82					134	H	UT Martin	82 46
												139	N	South Fla.	86 61
												155	A	Louisiana	64 48
												180	H	Murray St.	124 43
												200	H	Southern Miss.	91 58
												258	A	Jackson St.	92 53
LAST 10 Division I															
20	N	Virginia	72 59	155	A	Louisiana	64 48								
139	N	South Fla.	86 61	42	H	West Virginia	65 71								
49	A	Marquette	74 68	4	N	Stanford	62 67								
258	A	Jackson St.	92 53	124	N	Green Bay	83 58								
50	H	Troy	122 82	130	N	San Francisco	73 38								

Non-Div I Games:

Mississippi St.

Average RPI Win:	350	WON-LOST	WINNING	LAST 10	STRENGTH OF	OPP. STRENGTH	TEAM	ADJ.	CONF.	ADJ CONF.
Average RPI Loss:	209	RECORD	PCT. RANK	GAMES	SCHEDULE	OF SCHEDULE	RPI	RPI	RPI	RPI
DIV. I ONLY	1- 9	325	1-9	238	341	335	335	27	27	
DIV. I NON-CONF.	1- 9	324	1-9	241	341	335	335	27	27	
TOTALS	RPI 1-25	RPI 26-50	W-L RECORDS	RPI 51-100	RPI 101-150	RPI 150+				
1- 9	0- 0	0- 0	OVERALL	0- 1	0- 1	1- 7				
1- 2	0- 0	0- 0	HOME	0- 1	0- 0	1- 1				
0- 6	0- 0	0- 0	AWAY	0- 0	0- 1	0- 5				
0- 1	0- 0	0- 0	NEUTRAL	0- 0	0- 0	0- 1				
1- 9	0- 0	0- 0	NON-CONFERENCE	0- 1	0- 1	1- 7				
1- 2	0- 0	0- 0	HOME	0- 1	0- 0	1- 1				
0- 6	0- 0	0- 0	AWAY	0- 0	0- 1	0- 5				
0- 1	0- 0	0- 0	NEUTRAL	0- 0	0- 0	0- 1				
0- 0	0- 0	0- 0	CONFERENCE	0- 0	0- 0	0- 0				
0- 0	0- 0	0- 0	HOME	0- 0	0- 0	0- 0				
0- 0	0- 0	0- 0	AWAY	0- 0	0- 0	0- 0				
0- 0	0- 0	0- 0	NEUTRAL	0- 0	0- 0	0- 0				

RPI 1-25				RPI 26-50				RPI 51-100				RPI 101+				Team's RPI: 335	
RPI	S	Opponent	Score	RPI	S	Opponent	Score	RPI	S	Opponent	Score	RPI	S	Opponent	Score		
								65	H	Austin Peay	82	100	147	A	Memphis	54	91
													180	H	Murray St.	66	72
													188	A	Wyoming	22	95
													200	A	Southern Miss.	80	84
													236	A	North Ala.	60	86
													270	N	Omaha	70	78
													295	A	Colorado St.	46	65
													297	A	Ole Miss	53	72
													350	H	Florida A&M	71	70
LAST 10 Division I																	
147	A	Memphis	54	91	188	A	Wyoming	22	95								
295	A	Colorado St.	46	65	350	H	Florida A&M	71	70								
180	H	Murray St.	66	72	270	N	Omaha	70	78								
236	A	North Ala.	60	86	200	A	Southern Miss.	80	84								
297	A	Ole Miss	53	72	65	H	Austin Peay	82	100								

Non-Div I Games:

Mississippi Val.

■ Loss,
 ■ Non-Conf,
 ■ S Site,
 ■ H Home
 ■ A Away
 N Neutral

Average RPI Win: 187	WON-LOST	WINNING	LAST 10	STRENGTH OF	OPP. STRENGTH	TEAM	ADJ.	CONF.	ADJ CONF.
Average RPI Loss: 89	RECORD	PCT. RANK	GAMES	SCHEDULE	OF SCHEDULE	RPI	RPI	RPI	RPI
DIV. I ONLY	3- 10	284	2-8	23	91	186	186	4	4
DIV. I NON-CONF.	3- 10	284	2-8	22	91	184	184	4	4
TOTALS	RPI 1-25	RPI 26-50	W-L RECORDS	RPI 51-100	RPI 101-150	RPI 150+			
3- 10	0- 3	1- 1	OVERALL	0- 1	0- 3	2- 2			
3- 4	0- 1	1- 1	HOME	0- 0	0- 2	2- 0			
0- 4	0- 2	0- 0	AWAY	0- 0	0- 1	0- 1			
0- 2	0- 0	0- 0	NEUTRAL	0- 1	0- 0	0- 1			
3- 10	0- 3	1- 1	NON-CONFERENCE	0- 1	0- 3	2- 2			
3- 4	0- 1	1- 1	HOME	0- 0	0- 2	2- 0			
0- 4	0- 2	0- 0	AWAY	0- 0	0- 1	0- 1			
0- 2	0- 0	0- 0	NEUTRAL	0- 1	0- 0	0- 1			
0- 0	0- 0	0- 0	CONFERENCE	0- 0	0- 0	0- 0			
0- 0	0- 0	0- 0	HOME	0- 0	0- 0	0- 0			
0- 0	0- 0	0- 0	AWAY	0- 0	0- 0	0- 0			
0- 0	0- 0	0- 0	NEUTRAL	0- 0	0- 0	0- 0			

RPI 1-25				RPI 26-50				RPI 51-100				RPI 101+ Team's RPI: 186			
RPI	S	Opponent	Score	RPI	S	Opponent	Score	RPI	S	Opponent	Score	RPI	S	Opponent	Score
2	A	Missouri St.	72 79	36	H	UNI	73 78	92	N	North Carolina	69 82	101	H	Nebraska	85 90
12	H	Princeton	33 68	38	H	Saint Louis	83 58					116	H	Illinois	51 58
22	A	South Dakota	56 72									124	A	Green Bay	64 72
												158	N	New Mexico	68 71
												226	A	UMKC	56 59
												230	H	Western Ill.	97 89
												294	H	SIUE	68 51
LAST 10 Division I															
116	H	Illinois	51 58	2	A	Missouri St.	72 79								
12	H	Princeton	33 68	226	A	UMKC	56 59								
294	H	SIUE	68 51	38	H	Saint Louis	83 58								
22	A	South Dakota	56 72	92	N	North Carolina	69 82								
124	A	Green Bay	64 72	158	N	New Mexico	68 71								

Non-Div I Games:

Missouri

■ Loss,
 ■ Non-Conf,
 ■ S Site,
 ■ H Home
 ■ A Away
 N Neutral

Average RPI Win:	119	WON-LOST	WINNING	LAST 10	STRENGTH OF	OPP. STRENGTH	TEAM	ADJ.	CONF.	ADJ CONF.
Average RPI Loss:	6	RECORD	PCT. RANK	GAMES	SCHEDULE	OF SCHEDULE	RPI	RPI	RPI	RPI
DIV. I ONLY	9- 2	41	8-2	2	64	2	2	7	7	
DIV. I NON-CONF.	9- 2	40	8-2	2	64	2	2	7	7	
TOTALS	RPI 1-25	RPI 26-50	W-L RECORDS	RPI 51-100	RPI 101-150	RPI 150+				
9- 2	1- 2	2- 0	OVERALL	1- 0	2- 0	3- 0				
5- 0	0- 0	0- 0	HOME	0- 0	2- 0	3- 0				
4- 2	1- 2	2- 0	AWAY	1- 0	0- 0	0- 0				
0- 0	0- 0	0- 0	NEUTRAL	0- 0	0- 0	0- 0				
9- 2	1- 2	2- 0	NON-CONFERENCE	1- 0	2- 0	3- 0				
5- 0	0- 0	0- 0	HOME	0- 0	2- 0	3- 0				
4- 2	1- 2	2- 0	AWAY	1- 0	0- 0	0- 0				
0- 0	0- 0	0- 0	NEUTRAL	0- 0	0- 0	0- 0				
0- 0	0- 0	0- 0	CONFERENCE	0- 0	0- 0	0- 0				
0- 0	0- 0	0- 0	HOME	0- 0	0- 0	0- 0				
0- 0	0- 0	0- 0	AWAY	0- 0	0- 0	0- 0				
0- 0	0- 0	0- 0	NEUTRAL	0- 0	0- 0	0- 0				

RPI 1-25				RPI 26-50				RPI 51-100				RPI 101+			
RPI	S	Opponent	Score	RPI	S	Opponent	Score	RPI	S	Opponent	Score	RPI	S	Opponent	Score
5	A	Oregon St.	69 80	33	A	Minnesota	77 69	66	A	Boise St.	72 69	117	H	Santa Clara	71 64
7	A	Gonzaga	52 64	39	A	Oklahoma	96 90					136	H	Wichita St.	68 55
22	A	South Dakota	74 66									186	H	Missouri	79 72
												226	H	UMKC	83 58
												250	H	A&M-Corpus Christi	79 51
LAST 10 Division I															
7	A	Gonzaga	52 64	136	H	Wichita St.	68 55								
186	H	Missouri	79 72	226	H	UMKC	83 58								
39	A	Oklahoma	96 90	22	A	South Dakota	74 66								
66	A	Boise St.	72 69	117	H	Santa Clara	71 64								
250	H	A&M-Corpus Christi	79 51	5	A	Oregon St.	69 80								

Non-Div I Games:

Missouri St.

Average RPI Win:	253	WON-LOST	WINNING	LAST 10	STRENGTH OF	OPP. STRENGTH	TEAM	ADJ.	CONF.	ADJ CONF.
Average RPI Loss:	121	RECORD	PCT. RANK	GAMES	SCHEDULE	OF SCHEDULE	RPI	RPI	RPI	RPI
DIV. I ONLY	3- 6	233	3-6	102	226	204	204	24	24	
DIV. I NON-CONF.	2- 6	272	2-6	73	247	211	211	23	23	
TOTALS	RPI 1-25	RPI 26-50	W-L RECORDS	RPI 51-100	RPI 101-150	RPI 150+				
3- 6	0- 1	0- 0	OVERALL	0- 3	0- 0	3- 2				
2- 1	0- 0	0- 0	HOME	0- 1	0- 0	2- 0				
0- 5	0- 1	0- 0	AWAY	0- 2	0- 0	0- 2				
1- 0	0- 0	0- 0	NEUTRAL	0- 0	0- 0	1- 0				
2- 6	0- 1	0- 0	NON-CONFERENCE	0- 3	0- 0	2- 2				
1- 1	0- 0	0- 0	HOME	0- 1	0- 0	1- 0				
0- 5	0- 1	0- 0	AWAY	0- 2	0- 0	0- 2				
1- 0	0- 0	0- 0	NEUTRAL	0- 0	0- 0	1- 0				
1- 0	0- 0	0- 0	CONFERENCE	0- 0	0- 0	1- 0				
1- 0	0- 0	0- 0	HOME	0- 0	0- 0	1- 0				
0- 0	0- 0	0- 0	AWAY	0- 0	0- 0	0- 0				
0- 0	0- 0	0- 0	NEUTRAL	0- 0	0- 0	0- 0				

RPI 1-25				RPI 26-50				RPI 51-100				RPI 101+ Team's RPI: 204			
RPI	S	Opponent	Score	RPI	S	Opponent	Score	RPI	S	Opponent	Score	RPI	S	Opponent	Score
12	A	Princeton	40 52					56	A	Arizona	34 86	213	A	San Diego	49 57
								64	H	Providence	52 68	219	H	Manhattan	62 60
								99	A	Bucknell	37 71	220	H	Lafayette	52 44
												284	A	Loyola Maryland	48 64
												321	N	Purdue Fort Wayne	60 46
LAST 10 Division I															
284	A	Loyola Maryland	48 64	220	H	Lafayette	52 44	56	A	Arizona	34 86				
219	H	Manhattan	62 60					321	N	Purdue Fort Wayne	60 46				
64	H	Providence	52 68					213	A	San Diego	49 57				
99	A	Bucknell	37 71					12	A	Princeton	40 52				

Non-Div I Games:

Monmouth

■ Loss,
 ■ Non-Conf, S Site,
 ■ Home
 ■ Away
 N Neutral

Montana

Through Games Of Dec. 22, 2019

Average RPI Win:	272	WON-LOST	WINNING	LAST 10	STRENGTH OF	OPP. STRENGTH	TEAM	ADJ.	CONF.	ADJ CONF.
Average RPI Loss:	92	RECORD	PCT. RANK	GAMES	SCHEDULE	OF SCHEDULE	RPI	RPI	RPI	RPI
DIV. I ONLY	3- 4	206	3-4	60	306	149	149	19	19	
DIV. I NON-CONF.	3- 4	204	3-4	62	307	150	150	19	19	
TOTALS	RPI 1-25	RPI 26-50	W-L RECORDS	RPI 51-100	RPI 101-150	RPI 150+				
3- 4	0- 1	0- 0	OVERALL	0- 1	0- 1	3- 1				
1- 2	0- 0	0- 0	HOME	0- 1	0- 0	1- 1				
2- 1	0- 1	0- 0	AWAY	0- 0	0- 0	2- 0				
0- 1	0- 0	0- 0	NEUTRAL	0- 0	0- 1	0- 0				
3- 4	0- 1	0- 0	NON-CONFERENCE	0- 1	0- 1	3- 1				
1- 2	0- 0	0- 0	HOME	0- 1	0- 0	1- 1				
2- 1	0- 1	0- 0	AWAY	0- 0	0- 0	2- 0				
0- 1	0- 0	0- 0	NEUTRAL	0- 0	0- 1	0- 0				
0- 0	0- 0	0- 0	CONFERENCE	0- 0	0- 0	0- 0				
0- 0	0- 0	0- 0	HOME	0- 0	0- 0	0- 0				
0- 0	0- 0	0- 0	AWAY	0- 0	0- 0	0- 0				
0- 0	0- 0	0- 0	NEUTRAL	0- 0	0- 0	0- 0				

RPI 1-25				RPI 26-50				RPI 51-100				RPI 101+ Team's RPI: 149			
RPI	S	Opponent	Score	RPI	S	Opponent	Score	RPI	S	Opponent	Score	RPI	S	Opponent	Score
22	A	South Dakota	64 96					56	H	Arizona	42 77	117	N	Santa Clara	58 68
												171	H	Fresno St.	63 76
												208	A	Cal St. Fullerton	71 69
												263	H	Grand Canyon	72 67
												346	A	Utah Valley	63 52
LAST 10 Division I															
22	A	South Dakota	64 96	117	N	Santa Clara	58 68	56	H	Arizona	42 77	171	H	Fresno St.	63 76
346	A	Utah Valley	63 52	263	H	Grand Canyon	72 67								
208	A	Cal St. Fullerton	71 69												

Non-Div I Games: Mont. St.-Northern 98 45 Mont. St. Billings 70 53

Montana

Loss, Non-Conf, S Site, H Home A Away N Neutral

Average RPI Win:	303	WON-LOST	WINNING	LAST 10	STRENGTH OF	OPP. STRENGTH	TEAM	ADJ.	CONF.	ADJ CONF.
Average RPI Loss:	61	RECORD	PCT. RANK	GAMES	SCHEDULE	OF SCHEDULE	RPI	RPI	RPI	RPI
DIV. I ONLY	2- 5	263	2-5	18	210	129	129	19	19	
DIV. I NON-CONF.	2- 5	260	2-5	18	212	130	130	19	19	
TOTALS	RPI 1-25	RPI 26-50	W-L RECORDS	RPI 51-100	RPI 101-150	RPI 150+				
2- 5	0- 2	0- 1	OVERALL	0- 0	0- 2	2- 0				
1- 1	0- 1	0- 0	HOME	0- 0	0- 0	1- 0				
1- 2	0- 0	0- 1	AWAY	0- 0	0- 1	1- 0				
0- 2	0- 1	0- 0	NEUTRAL	0- 0	0- 1	0- 0				
2- 5	0- 2	0- 1	NON-CONFERENCE	0- 0	0- 2	2- 0				
1- 1	0- 1	0- 0	HOME	0- 0	0- 0	1- 0				
1- 2	0- 0	0- 1	AWAY	0- 0	0- 1	1- 0				
0- 2	0- 1	0- 0	NEUTRAL	0- 0	0- 1	0- 0				
0- 0	0- 0	0- 0	CONFERENCE	0- 0	0- 0	0- 0				
0- 0	0- 0	0- 0	HOME	0- 0	0- 0	0- 0				
0- 0	0- 0	0- 0	AWAY	0- 0	0- 0	0- 0				
0- 0	0- 0	0- 0	NEUTRAL	0- 0	0- 0	0- 0				

RPI	S	Opponent	Score	RPI	S	Opponent	Score	RPI	S	Opponent	Score	RPI	S	Opponent	Score	Team's RPI: 129
7	H	Gonzaga	55 70	33	A	Minnesota	60 71					120	A	South Dakota St.	50 60	
9	N	Texas A&M	67 78									136	N	Wichita St.	64 66	
												273	H	UC Davis	77 65	
												333	A	Seattle U	73 65	
LAST 10 Division I																
136	N	Wichita St.	64 66	9	N	Texas A&M	67 78									
7	H	Gonzaga	55 70	273	H	UC Davis	77 65									
333	A	Seattle U	73 65													
33	A	Minnesota	60 71													
120	A	South Dakota St.	50 60													

Non-Div I Games: Carroll (MT) 67 33 Mont. St.-Northern 93 34

Montana St.

Average RPI Win:	237	WON-LOST	WINNING	LAST 10	STRENGTH OF	OPP. STRENGTH	TEAM	ADJ.	CONF.	ADJ CONF.
Average RPI Loss:	120	RECORD	PCT. RANK	GAMES	SCHEDULE	OF SCHEDULE	RPI	RPI	RPI	RPI
DIV. I ONLY	2- 7	286	2-7	232	134	304	304	21	21	
DIV. I NON-CONF.	2- 7	286	2-7	233	135	304	304	21	21	
TOTALS	RPI 1-25	RPI 26-50	W-L RECORDS	RPI 51-100	RPI 101-150	RPI 150+				
2- 7	0- 0	0- 1	OVERALL	0- 1	0- 4	2- 1				
2- 2	0- 0	0- 0	HOME	0- 1	0- 0	2- 1				
0- 5	0- 0	0- 1	AWAY	0- 0	0- 4	0- 0				
0- 0	0- 0	0- 0	NEUTRAL	0- 0	0- 0	0- 0				
2- 7	0- 0	0- 1	NON-CONFERENCE	0- 1	0- 4	2- 1				
2- 2	0- 0	0- 0	HOME	0- 1	0- 0	2- 1				
0- 5	0- 0	0- 1	AWAY	0- 0	0- 4	0- 0				
0- 0	0- 0	0- 0	NEUTRAL	0- 0	0- 0	0- 0				
0- 0	0- 0	0- 0	CONFERENCE	0- 0	0- 0	0- 0				
0- 0	0- 0	0- 0	HOME	0- 0	0- 0	0- 0				
0- 0	0- 0	0- 0	AWAY	0- 0	0- 0	0- 0				
0- 0	0- 0	0- 0	NEUTRAL	0- 0	0- 0	0- 0				

RPI 1-25			RPI 26-50			RPI 51-100			RPI 101+			Team's RPI: 304
RPI	S	Opponent	Score	RPI	S	Opponent	Score	RPI	S	Opponent	Score	
				28	A	Kentucky	54 79	77	H	N.C. A&T	56 74	
								114	A	Bowling Green	65 79	
								127	A	Dayton	41 58	
								137	A	Michigan St.	48 93	
								141	A	Valparaiso	53 55	
								202	H	Saint Francis (PA)	65 54	
								217	H	Stetson	55 58	
								272	H	Radford	73 62	
LAST 10 Division I												
				77	H	N.C. A&T	56 74	141	A	Valparaiso	53 55	
				28	A	Kentucky	54 79	137	A	Michigan St.	48 93	
				202	H	Saint Francis (PA)	65 54	127	A	Dayton	41 58	
				217	H	Stetson	55 58	272	H	Radford	73 62	
				114	A	Bowling Green	65 79					

Non-Div I Games: Asbury 107 55 Midway 107 55

Morehead St.

Average RPI Win:	245	WON-LOST	WINNING	LAST 10	STRENGTH OF	OPP. STRENGTH	TEAM	ADJ.	CONF.	ADJ CONF.
Average RPI Loss:	187	RECORD	PCT. RANK	GAMES	SCHEDULE	OF SCHEDULE	RPI	RPI	RPI	RPI
DIV. I ONLY	2- 9	307	2-8	125	337	279	279	31	31	
DIV. I NON-CONF.	2- 9	307	2-8	124	337	281	281	31	31	
TOTALS	RPI 1-25	RPI 26-50	W-L RECORDS	RPI 51-100	RPI 101-150	RPI 150+				
2- 9	0- 0	0- 2	OVERALL	0- 0	0- 3	2- 4				
1- 0	0- 0	0- 0	HOME	0- 0	0- 0	1- 0				
1- 7	0- 0	0- 2	AWAY	0- 0	0- 1	1- 4				
0- 2	0- 0	0- 0	NEUTRAL	0- 0	0- 2	0- 0				
2- 9	0- 0	0- 2	NON-CONFERENCE	0- 0	0- 3	2- 4				
1- 0	0- 0	0- 0	HOME	0- 0	0- 0	1- 0				
1- 7	0- 0	0- 2	AWAY	0- 0	0- 1	1- 4				
0- 2	0- 0	0- 0	NEUTRAL	0- 0	0- 2	0- 0				
0- 0	0- 0	0- 0	CONFERENCE	0- 0	0- 0	0- 0				
0- 0	0- 0	0- 0	HOME	0- 0	0- 0	0- 0				
0- 0	0- 0	0- 0	AWAY	0- 0	0- 0	0- 0				
0- 0	0- 0	0- 0	NEUTRAL	0- 0	0- 0	0- 0				

RPI S	Opponent	Score	RPI S	Opponent	Score	RPI S	Opponent	Score	RPI S	Opponent	Score	Team's RPI: 279
43	A Michigan	48 80	49	A Marquette	48 70				101	A Nebraska	55 78	
									106	N Stony Brook	56 63	
									123	N Akron	45 52	
									170	H Texas St.	72 62	
									270	A Omaha	64 70	
									320	A Marshall	57 52	
									324	A Hofstra	39 51	
									332	A UMBC	63 65	
									339	A Saint Peter's	77 78	
LAST 10 Division I												
43	A Michigan	48 80	123	N Akron	45 52							
339	A Saint Peter's	77 78	106	N Stony Brook	56 63							
320	A Marshall	57 52	170	H Texas St.	72 62							
270	A Omaha	64 70	332	A UMBC	63 65							
101	A Nebraska	55 78	324	A Hofstra	39 51							

Non-Div I Games: Washington Adventis84 52 Notre Dame (MD) 113 34

Morgan St.

Mt. St. Mary's

Through Games Of Dec. 22, 2019

Average RPI Win:	246	WON-LOST	WINNING	LAST 10	STRENGTH OF	OPP. STRENGTH	TEAM	ADJ.	CONF.	ADJ CONF.
Average RPI Loss:	129	RECORD	PCT. RANK	GAMES	SCHEDULE	OF SCHEDULE	RPI	RPI	RPI	RPI
DIV. I ONLY	4- 7	229	4-6	236	162	228	228	30	30	
DIV. I NON-CONF.	4- 7	229	4-6	238	165	228	228	30	30	
TOTALS	RPI 1-25	RPI 26-50	W-L RECORDS	RPI 51-100	RPI 101-150	RPI 150+				
4- 7	0- 1	0- 1	OVERALL	1- 2	0- 0	3- 3				
2- 1	0- 0	0- 0	HOME	0- 1	0- 0	2- 0				
1- 5	0- 1	0- 1	AWAY	0- 1	0- 0	1- 2				
1- 1	0- 0	0- 0	NEUTRAL	1- 0	0- 0	0- 1				
4- 7	0- 1	0- 1	NON-CONFERENCE	1- 2	0- 0	3- 3				
2- 1	0- 0	0- 0	HOME	0- 1	0- 0	2- 0				
1- 5	0- 1	0- 1	AWAY	0- 1	0- 0	1- 2				
1- 1	0- 0	0- 0	NEUTRAL	1- 0	0- 0	0- 1				
0- 0	0- 0	0- 0	CONFERENCE	0- 0	0- 0	0- 0				
0- 0	0- 0	0- 0	HOME	0- 0	0- 0	0- 0				
0- 0	0- 0	0- 0	AWAY	0- 0	0- 0	0- 0				
0- 0	0- 0	0- 0	NEUTRAL	0- 0	0- 0	0- 0				

RPI 1-25				RPI 26-50				RPI 51-100				RPI 101+ Team's RPI: 228			
RPI	S	Opponent	Score	RPI	S	Opponent	Score	RPI	S	Opponent	Score	RPI	S	Opponent	Score
15	A	Indiana	52 75	28	A	Kentucky	44 67	59	A	Old Dominion	34 85	166	N	Hampton	60 68
								86	H	Lehigh	65 66	242	A	Towson	57 73
								97	N	Richmond	75 67	272	A	Radford	75 58
												284	H	Loyola Maryland	81 75
												310	A	UMES	76 78
												332	H	UMBC	71 61
LAST 10 Division I															
284	H	Loyola Maryland	81 75	59	A	Old Dominion	34 85								
272	A	Radford	75 58	97	N	Richmond	75 67								
332	H	UMBC	71 61	166	N	Hampton	60 68								
242	A	Towson	57 73	310	A	UMES	76 78								
15	A	Indiana	52 75	86	H	Lehigh	65 66								

Non-Div I Games: Frostburg St. 94 40

Mt. St. Mary's

■ Loss,
 ■ Non-Conf,
 ■ S Site,
 ■ H Home
 ■ A Away
 N Neutral

Average RPI Win:	303	WON-LOST	WINNING	LAST 10	STRENGTH OF	OPP. STRENGTH	TEAM	ADJ.	CONF.	ADJ CONF.
Average RPI Loss:	61	RECORD	PCT. RANK	GAMES	SCHEDULE	OF SCHEDULE	RPI	RPI	RPI	RPI
DIV. I ONLY	5- 4	137	5-4	303	66	180	180	21	21	
DIV. I NON-CONF.	5- 4	134	5-4	304	66	179	179	21	21	
TOTALS	RPI 1-25	RPI 26-50	W-L RECORDS	RPI 51-100	RPI 101-150	RPI 150+				
5- 4	0- 2	0- 0	OVERALL	0- 1	0- 1	5- 0				
2- 1	0- 0	0- 0	HOME	0- 0	0- 1	2- 0				
3- 3	0- 2	0- 0	AWAY	0- 1	0- 0	3- 0				
0- 0	0- 0	0- 0	NEUTRAL	0- 0	0- 0	0- 0				
5- 4	0- 2	0- 0	NON-CONFERENCE	0- 1	0- 1	5- 0				
2- 1	0- 0	0- 0	HOME	0- 0	0- 1	2- 0				
3- 3	0- 2	0- 0	AWAY	0- 1	0- 0	3- 0				
0- 0	0- 0	0- 0	NEUTRAL	0- 0	0- 0	0- 0				
0- 0	0- 0	0- 0	CONFERENCE	0- 0	0- 0	0- 0				
0- 0	0- 0	0- 0	HOME	0- 0	0- 0	0- 0				
0- 0	0- 0	0- 0	AWAY	0- 0	0- 0	0- 0				
0- 0	0- 0	0- 0	NEUTRAL	0- 0	0- 0	0- 0				

RPI	S	Opponent	Score	RPI	S	Opponent	Score	RPI	S	Opponent	Score	RPI	S	Opponent	Score	Team's RPI: 180
3	A	Louisville	40 76					82	A	Southern Ill.	66 76	144	H	Samford	56 84	
13	A	Mississippi St.	43 124									241	H	Arkansas St.	77 62	
												289	H	Indiana St.	70 62	
												315	A	Lipscomb	67 57	
												334	A	Evansville	61 59	
												335	A	Mississippi Val.	72 66	
LAST 10 Division I																
315	A	Lipscomb	67 57	144	H	Samford	56 84									
13	A	Mississippi St.	43 124	82	A	Southern Ill.	66 76									
335	A	Mississippi Val.	72 66	289	H	Indiana St.	70 62									
3	A	Louisville	40 76	334	A	Evansville	61 59									
				241	H	Arkansas St.	77 62									

Non-Div I Games: Christian Bros. 95 59

Murray St.

■ Loss,
 ■ Non-Conf, S Site,
 ■ Home
 ■ Away
 N Neutral

Average RPI Win:	217	WON-LOST	WINNING	LAST 10	STRENGTH OF	OPP. STRENGTH	TEAM	ADJ.	CONF.	ADJ CONF.
Average RPI Loss:	56	RECORD	PCT. RANK	GAMES	SCHEDULE	OF SCHEDULE	RPI	RPI	RPI	RPI
DIV. I ONLY	5- 4	137	5-4	111	43	77	77	31	31	
DIV. I NON-CONF.	5- 4	134	5-4	111	44	76	76	31	31	
TOTALS	RPI 1-25	RPI 26-50	W-L RECORDS	RPI 51-100	RPI 101-150	RPI 150+				
5- 4	0- 1	0- 2	OVERALL	0- 0	1- 1	4- 0				
2- 0	0- 0	0- 0	HOME	0- 0	1- 0	1- 0				
2- 3	0- 1	0- 1	AWAY	0- 0	0- 1	2- 0				
1- 1	0- 0	0- 1	NEUTRAL	0- 0	0- 0	1- 0				
5- 4	0- 1	0- 2	NON-CONFERENCE	0- 0	1- 1	4- 0				
2- 0	0- 0	0- 0	HOME	0- 0	1- 0	1- 0				
2- 3	0- 1	0- 1	AWAY	0- 0	0- 1	2- 0				
1- 1	0- 0	0- 1	NEUTRAL	0- 0	0- 0	1- 0				
0- 0	0- 0	0- 0	CONFERENCE	0- 0	0- 0	0- 0				
0- 0	0- 0	0- 0	HOME	0- 0	0- 0	0- 0				
0- 0	0- 0	0- 0	AWAY	0- 0	0- 0	0- 0				
0- 0	0- 0	0- 0	NEUTRAL	0- 0	0- 0	0- 0				

RPI 1-25				RPI 26-50				RPI 51-100				RPI 101+			
RPI	S	Opponent	Score	RPI	S	Opponent	Score	RPI	S	Opponent	Score	RPI	S	Opponent	Score
25	A	NC State	44 80	30	N	Miami (FL)	67 68					121	H	UNC Greensboro	57 48
				46	A	Georgia	54 72					123	A	Akron	52 64
												184	A	Clemson	82 74
												233	H	ETSU	80 69
												241	N	Arkansas St.	55 50
												304	A	Morehead St.	74 56
LAST 10 Division I															
184	A	Clemson	82 74	123	A	Akron	52 64								
233	H	ETSU	80 69	121	H	UNC Greensboro	57 48								
46	A	Georgia	54 72	304	A	Morehead St.	74 56								
25	A	NC State	44 80	241	N	Arkansas St.	55 50								
				30	N	Miami (FL)	67 68								

Non-Div I Games: Saint Augustine's 75 44 Johnson & Wales (NC121 61

N.C. A&T

Loss, Non-Conf, S Site, H Home A Away N Neutral

N.C. Central

Through Games Of Dec. 22, 2019

Average RPI Win:	221	WON-LOST	WINNING	LAST 10	STRENGTH OF	OPP. STRENGTH	TEAM	ADJ.	CONF.	ADJ CONF.
Average RPI Loss:	189	RECORD	PCT. RANK	GAMES	SCHEDULE	OF SCHEDULE	RPI	RPI	RPI	RPI
DIV. I ONLY	1- 9	325	1-9	171	312	323	323	31	31	
DIV. I NON-CONF.	1- 9	324	1-9	172	313	322	322	31	31	
TOTALS	RPI 1-25	RPI 26-50	W-L RECORDS	RPI 51-100	RPI 101-150	RPI 150+				
1- 9	0- 1	0- 0	OVERALL	0- 3	0- 0	1- 5				
1- 3	0- 0	0- 0	HOME	0- 0	0- 0	1- 3				
0- 5	0- 1	0- 0	AWAY	0- 3	0- 0	0- 1				
0- 1	0- 0	0- 0	NEUTRAL	0- 0	0- 0	0- 1				
1- 9	0- 1	0- 0	NON-CONFERENCE	0- 3	0- 0	1- 5				
1- 3	0- 0	0- 0	HOME	0- 0	0- 0	1- 3				
0- 5	0- 1	0- 0	AWAY	0- 3	0- 0	0- 1				
0- 1	0- 0	0- 0	NEUTRAL	0- 0	0- 0	0- 1				
0- 0	0- 0	0- 0	CONFERENCE	0- 0	0- 0	0- 0				
0- 0	0- 0	0- 0	HOME	0- 0	0- 0	0- 0				
0- 0	0- 0	0- 0	AWAY	0- 0	0- 0	0- 0				
0- 0	0- 0	0- 0	NEUTRAL	0- 0	0- 0	0- 0				

RPI 1-25				RPI 26-50				RPI 51-100				RPI 101+ Team's RPI: 323			
RPI	S	Opponent	Score	RPI	S	Opponent	Score	RPI	S	Opponent	Score	RPI	S	Opponent	Score
16	A	Iowa	50 102					58	A	California	69 90	221	H	Campbell	67 64
								92	A	North Carolina	53 92	225	N	Penn St.	68 92
								96	A	CSU Bakersfield	71 80	296	H	High Point	58 78
												298	A	Col. of Charleston	78 85
												308	H	Winthrop	46 56
												313	H	FIU	58 59
LAST 10 Division I															
16	A	Iowa	50 102	313	H	FIU	58 59								
92	A	North Carolina	53 92	96	A	CSU Bakersfield	71 80								
221	H	Campbell	67 64	225	N	Penn St.	68 92								
298	A	Col. of Charleston	78 85	58	A	California	69 90								
308	H	Winthrop	46 56	296	H	High Point	58 78								

Non-Div I Games: Washington Adventist 83 48 Lincoln (PA) 53 68

N.C. Central

Loss, Non-Conf, S Site, H Home A Away N Neutral

Average RPI Win:	165	WON-LOST	WINNING	LAST 10	STRENGTH OF	OPP. STRENGTH	TEAM	ADJ.	CONF.	ADJ CONF.
Average RPI Loss:	0	RECORD	PCT. RANK	GAMES	SCHEDULE	OF SCHEDULE	RPI	RPI	RPI	RPI
DIV. I ONLY	11- 0	1	10-0	221	32	25	25	3	3	
DIV. I NON-CONF.	11- 0	1	10-0	224	32	24	24	3	3	
TOTALS	RPI 1-25	RPI 26-50	W-L RECORDS	RPI 51-100	RPI 101-150	RPI 150+				
11- 0	0- 0	1- 0	OVERALL	2- 0	1- 0	7- 0				
7- 0	0- 0	1- 0	HOME	1- 0	1- 0	4- 0				
2- 0	0- 0	0- 0	AWAY	0- 0	0- 0	2- 0				
2- 0	0- 0	0- 0	NEUTRAL	1- 0	0- 0	1- 0				
11- 0	0- 0	1- 0	NON-CONFERENCE	2- 0	1- 0	7- 0				
7- 0	0- 0	1- 0	HOME	1- 0	1- 0	4- 0				
2- 0	0- 0	0- 0	AWAY	0- 0	0- 0	2- 0				
2- 0	0- 0	0- 0	NEUTRAL	1- 0	0- 0	1- 0				
0- 0	0- 0	0- 0	CONFERENCE	0- 0	0- 0	0- 0				
0- 0	0- 0	0- 0	HOME	0- 0	0- 0	0- 0				
0- 0	0- 0	0- 0	AWAY	0- 0	0- 0	0- 0				
0- 0	0- 0	0- 0	NEUTRAL	0- 0	0- 0	0- 0				

RPI 1-25			RPI 26-50			RPI 51-100			RPI 101+		
RPI	S	Opponent	RPI	S	Opponent	RPI	S	Opponent	RPI	S	Opponent
		Score			Score			Score			Score
			45	H	Maryland	66	59		148	H	Lamar University
						77	H	N.C. A&T	81	40	
						84	N	Texas	68	59	
									152	A	Hawaii
									152	A	Saint Mary's (CA)
									174	H	Elon
									205	N	North Texas
									227	H	Chattanooga
									74	38	
									261	H	Maine
									62	34	
									288	H	UNCW
									80	40	
LAST 10 Division I											
227	H	Chattanooga	74	38		45	H	Maryland	66	59	
174	H	Elon	62	49		205	N	North Texas	76	65	
261	H	Maine	62	34		151	A	Hawaii	68	59	
148	H	Lamar University	81	40		84	N	Texas	84	73	
288	H	UNCW	80	40		152	A	Saint Mary's (CA)	87	70	

Non-Div I Games:

NC State





























Average RPI Win:	301	WON-LOST	WINNING	LAST 10	STRENGTH OF	OPP. STRENGTH	TEAM	ADJ.	CONF.	ADJ CONF.
Average RPI Loss:	182	RECORD	PCT. RANK	GAMES	SCHEDULE	OF SCHEDULE	RPI	RPI	RPI	RPI
DIV. I ONLY	3- 9	272	3-7	245	320	306	306	15	15	
DIV. I NON-CONF.	3- 9	272	3-7	248	319	306	306	15	15	
TOTALS	RPI 1-25	RPI 26-50	W-L RECORDS	RPI 51-100	RPI 101-150	RPI 150+				
3- 9	0- 0	0- 1	OVERALL	0- 2	0- 0	3- 6				
2- 3	0- 0	0- 0	HOME	0- 2	0- 0	2- 1				
1- 6	0- 0	0- 1	AWAY	0- 0	0- 0	1- 5				
0- 0	0- 0	0- 0	NEUTRAL	0- 0	0- 0	0- 0				
3- 9	0- 0	0- 1	NON-CONFERENCE	0- 2	0- 0	3- 6				
2- 3	0- 0	0- 0	HOME	0- 2	0- 0	2- 1				
1- 6	0- 0	0- 1	AWAY	0- 0	0- 0	1- 5				
0- 0	0- 0	0- 0	NEUTRAL	0- 0	0- 0	0- 0				
0- 0	0- 0	0- 0	CONFERENCE	0- 0	0- 0	0- 0				
0- 0	0- 0	0- 0	HOME	0- 0	0- 0	0- 0				
0- 0	0- 0	0- 0	AWAY	0- 0	0- 0	0- 0				
0- 0	0- 0	0- 0	NEUTRAL	0- 0	0- 0	0- 0				

RPI 1-25				RPI 26-50				RPI 51-100				RPI 101+				Team's RPI: 306	
RPI	S	Opponent	Score	RPI	S	Opponent	Score	RPI	S	Opponent	Score	RPI	S	Opponent	Score		
				47	A	Colorado	57 80	69	H	Colgate	52 79	162	A	Columbia	43 99		
								89	H	Penn	51 85	168	A	Cornell	44 68		
												211	A	Wagner	59 61		
												248	A	Vermont	59 65		
												249	H	St. Francis Brooklyn	88 69		
												314	A	Air Force	48 68		
												316	A	Hartford	61 52		
												329	H	Fairleigh Dickinson	59 68		
												339	H	Saint Peter's	76 73		
LAST 10 Division I																	
				162	A	Columbia	43 99	329	H	Fairleigh Dickinson	59 68						
				248	A	Vermont	59 65	316	A	Hartford	61 52						
				168	A	Cornell	44 68	339	H	Saint Peter's	76 73						
				89	H	Penn	51 85	249	H	St. Francis Brooklyn	88 69						
				47	A	Colorado	57 80	211	A	Wagner	59 61						

Non-Div I Games:

NJIT

Average RPI Win:	217	WON-LOST	WINNING	LAST 10	STRENGTH OF	OPP. STRENGTH	TEAM	ADJ.	CONF.	ADJ CONF.
Average RPI Loss:	208	RECORD	PCT. RANK	GAMES	SCHEDULE	OF SCHEDULE	RPI	RPI	RPI	RPI
DIV. I ONLY	4- 5	197	4-5	283	216	251	251	13	13	
DIV. I NON-CONF.	4- 5	195	4-5	286	219	252	252	13	13	
TOTALS	RPI 1-25	RPI 26-50	W-L RECORDS	RPI 51-100	RPI 101-150	RPI 150+				
4- 5	0- 0	0- 0	OVERALL	0- 1	0- 0	4- 4				
3- 1	0- 0	0- 0	HOME	0- 0	0- 0	3- 1				
1- 4	0- 0	0- 0	AWAY	0- 1	0- 0	1- 3				
0- 0	0- 0	0- 0	NEUTRAL	0- 0	0- 0	0- 0				
4- 5	0- 0	0- 0	NON-CONFERENCE	0- 1	0- 0	4- 4				
3- 1	0- 0	0- 0	HOME	0- 0	0- 0	3- 1				
1- 4	0- 0	0- 0	AWAY	0- 1	0- 0	1- 3				
0- 0	0- 0	0- 0	NEUTRAL	0- 0	0- 0	0- 0				
0- 0	0- 0	0- 0	CONFERENCE	0- 0	0- 0	0- 0				
0- 0	0- 0	0- 0	HOME	0- 0	0- 0	0- 0				
0- 0	0- 0	0- 0	AWAY	0- 0	0- 0	0- 0				
0- 0	0- 0	0- 0	NEUTRAL	0- 0	0- 0	0- 0				

RPI 1-25			RPI 26-50			RPI 51-100			RPI 101+			Team's RPI: 251
RPI	S	Opponent	Score	RPI	S	Opponent	Score	RPI	S	Opponent	Score	
						92  North Carolina	40  80	167  George Mason	58  67			
								173  La Salle	61	46		
								184  Clemson	65	52		
								195  Kennesaw St.	82	62		
								248  Vermont	56	 64		
								261  Maine	41	 46		
								274  Fairfield	52	 66		
								314  Air Force	67	59		
LAST 10 Division I												
167  George Mason	58	 67	173  La Salle	61	46							
274  Fairfield	52	 66	195  Kennesaw St.	82	62							
92  North Carolina	40	 80	314  Air Force	67	59							
184  Clemson	65	52	261  Maine	41	 46							
			248  Vermont	56	 64							

Non-Div I Games: Stevenson 70 36

Navy

Nebraska

Through Games Of Dec. 22, 2019

Average RPI Win:	206	WON-LOST	WINNING	LAST 10	STRENGTH OF	OPP. STRENGTH	TEAM	ADJ.	CONF.	ADJ CONF.
Average RPI Loss:	14	RECORD	PCT. RANK	GAMES	SCHEDULE	OF SCHEDULE	RPI	RPI	RPI	RPI
DIV. I ONLY	10- 1	17	9-1	315	10	101	101	2	2	
DIV. I NON-CONF.	10- 1	17	9-1	316	10	101	101	2	2	
TOTALS	RPI 1-25	RPI 26-50	W-L RECORDS	RPI 51-100	RPI 101-150	RPI 150+				
10- 1	1- 1	0- 0	OVERALL	0- 0	1- 0	8- 0				
7- 1	1- 1	0- 0	HOME	0- 0	0- 0	6- 0				
1- 0	0- 0	0- 0	AWAY	0- 0	0- 0	1- 0				
2- 0	0- 0	0- 0	NEUTRAL	0- 0	1- 0	1- 0				
10- 1	1- 1	0- 0	NON-CONFERENCE	0- 0	1- 0	8- 0				
7- 1	1- 1	0- 0	HOME	0- 0	0- 0	6- 0				
1- 0	0- 0	0- 0	AWAY	0- 0	0- 0	1- 0				
2- 0	0- 0	0- 0	NEUTRAL	0- 0	1- 0	1- 0				
0- 0	0- 0	0- 0	CONFERENCE	0- 0	0- 0	0- 0				
0- 0	0- 0	0- 0	HOME	0- 0	0- 0	0- 0				
0- 0	0- 0	0- 0	AWAY	0- 0	0- 0	0- 0				
0- 0	0- 0	0- 0	NEUTRAL	0- 0	0- 0	0- 0				

RPI 1-25				RPI 26-50				RPI 51-100				RPI 101+ Team's RPI: 101			
RPI	S	Opponent	Score	RPI	S	Opponent	Score	RPI	S	Opponent	Score	RPI	S	Opponent	Score
14	H	Creighton	74 79									102	N	Southern California	67 54
24	H	Duke	83 79									186	A	Missouri	90 85
												191	H	Alabama A&M	68 46
												218	H	Oral Roberts	77 67
												219	H	Manhattan	71 51
												257	H	Southern U.	73 39
												279	H	Morgan St.	78 55
												285	N	Sacred Heart	72 49
												294	H	SIUE	63 49
LAST 10 Division I															
219	H	Manhattan	71 51	285	N	Sacred Heart	72 49								
218	H	Oral Roberts	77 67	102	N	Southern California	67 54								
24	H	Duke	83 79	14	H	Creighton	74 79								
279	H	Morgan St.	78 55	257	H	Southern U.	73 39								
186	A	Missouri	90 85	294	H	SIUE	63 49								

Non-Div I Games:

Nebraska

■ Loss,
 ■ Non-Conf, S Site,
 ■ Home
 ■ Away
 N Neutral

N
e
v
a
d
aN
e
v
a
d
a

Nevada

Page 189

New Hampshire

Through Games Of Dec. 22, 2019

Average RPI Win:	317	WON-LOST	WINNING	LAST 10	STRENGTH OF	OPP. STRENGTH	TEAM	ADJ.	CONF.	ADJ CONF.
Average RPI Loss:	171	RECORD	PCT. RANK	GAMES	SCHEDULE	OF SCHEDULE	RPI	RPI	RPI	RPI
DIV. I ONLY	2- 8	298	2-8	279	248	318	318	29	29	
DIV. I NON-CONF.	2- 8	297	2-8	282	251	317	317	29	29	
TOTALS	RPI 1-25	RPI 26-50	W-L RECORDS	RPI 51-100	RPI 101-150	RPI 150+				
2- 8	0- 0	0- 1	OVERALL	0- 1	0- 1	2- 5				
1- 3	0- 0	0- 0	HOME	0- 0	0- 0	1- 3				
1- 5	0- 0	0- 1	AWAY	0- 1	0- 1	1- 2				
0- 0	0- 0	0- 0	NEUTRAL	0- 0	0- 0	0- 0				
2- 8	0- 0	0- 1	NON-CONFERENCE	0- 1	0- 1	2- 5				
1- 3	0- 0	0- 0	HOME	0- 0	0- 0	1- 3				
1- 5	0- 0	0- 1	AWAY	0- 1	0- 1	1- 2				
0- 0	0- 0	0- 0	NEUTRAL	0- 0	0- 0	0- 0				
0- 0	0- 0	0- 0	CONFERENCE	0- 0	0- 0	0- 0				
0- 0	0- 0	0- 0	HOME	0- 0	0- 0	0- 0				
0- 0	0- 0	0- 0	AWAY	0- 0	0- 0	0- 0				
0- 0	0- 0	0- 0	NEUTRAL	0- 0	0- 0	0- 0				

RPI S	Opponent	Score	RPI S	Opponent	Score	RPI S	Opponent	Score	RPI S	Opponent	Score	Team's RPI: 318
35	A Baylor	29 97	91	A Holy Cross	61 82	126	A Merrimack	54 64	154	A Massachusetts	65 67	
						175	A Dartmouth	47 66	210	H Boston U.	64 78	
						287	H North Dakota St.	61 67	293	H Brown	68 76	
						303	A Bryant	68 56	331	H Central Conn. St.	70 59	
LAST 10 Division I												
91	A Holy Cross	61 82	154	A Massachusetts	65 67							
175	A Dartmouth	47 66	287	H North Dakota St.	61 67							
331	H Central Conn. St.	70 59	293	H Brown	68 76							
303	A Bryant	68 56	126	A Merrimack	54 64							
35	A Baylor	29 97	210	H Boston U.	64 78							

Non-Div I Games: Wheaton (MA) 89 44

New Hampshire

Loss, Non-Conf, S Site, H Home A Away N Neutral

New Mexico

Through Games Of Dec. 22, 2019

Average RPI Win:	212	WON-LOST	WINNING	LAST 10	STRENGTH OF	OPP. STRENGTH	TEAM	ADJ.	CONF.	ADJ CONF.
Average RPI Loss:	114	RECORD	PCT. RANK	GAMES	SCHEDULE	OF SCHEDULE	RPI	RPI	RPI	RPI
DIV. I ONLY	8- 6	135	4-6	172	150	158	158	23	23	
DIV. I NON-CONF.	8- 4	86	4-4	188	155	124	124	24	24	
TOTALS	RPI 1-25	RPI 26-50	W-L RECORDS	RPI 51-100	RPI 101-150	RPI 150+				
8- 6	0- 0	0- 1	OVERALL	1- 3	1- 0	6- 2				
5- 3	0- 0	0- 0	HOME	1- 1	1- 0	3- 2				
2- 2	0- 0	0- 0	AWAY	0- 2	0- 0	2- 0				
1- 1	0- 0	0- 1	NEUTRAL	0- 0	0- 0	1- 0				
8- 4	0- 0	0- 1	NON-CONFERENCE	1- 2	1- 0	6- 1				
5- 2	0- 0	0- 0	HOME	1- 1	1- 0	3- 1				
2- 1	0- 0	0- 0	AWAY	0- 1	0- 0	2- 0				
1- 1	0- 0	0- 1	NEUTRAL	0- 0	0- 0	1- 0				
0- 2	0- 0	0- 0	CONFERENCE	0- 1	0- 0	0- 1				
0- 1	0- 0	0- 0	HOME	0- 0	0- 0	0- 1				
0- 1	0- 0	0- 0	AWAY	0- 1	0- 0	0- 0				
0- 0	0- 0	0- 0	NEUTRAL	0- 0	0- 0	0- 0				

RPI 1-25				RPI 26-50				RPI 51-100				RPI 101+				Team's RPI: 158	
RPI	S	Opponent	Score	RPI	S	Opponent	Score	RPI	S	Opponent	Score	RPI	S	Opponent	Score		
				42	N	West Virginia	60 73	53	A	Arizona St.	47 84	105	H	Houston	81 71		
								64	H	Providence	86 68	186	N	Missouri	71 68		
								66	A	Boise St.	82 83	188	H	Wyoming	66 73		
								67	H	Ball St.	57 70	214	A	UTEP	93 78		
												223	H	Northern Ariz.	83 76		
												266	H	LMU (CA)	72 73		
												269	H	UC Riverside	80 70		
												317	A	New Mexico St.	86 67		
												317	H	New Mexico St.	107 53		
LAST 10 Division I																	
				67	H	Ball St.	57 70	317	H	New Mexico St.	107 53						
				266	H	LMU (CA)	72 73	53	A	Arizona St.	47 84						
				64	H	Providence	86 68	188	H	Wyoming	66 73						
				186	N	Missouri	71 68	66	A	Boise St.	82 83						
				214	A	UTEP	93 78	42	N	West Virginia	60 73						

Non-Div I Games: Northern N.M. 92 44

New Mexico

■ Loss,
■ Non-Conf, S Site,
■ Home
■ Away
N Neutral

New Mexico St.

Through Games Of Dec. 22, 2019

Average RPI Win:	271	WON-LOST	WINNING	LAST 10	STRENGTH OF	OPP. STRENGTH	TEAM	ADJ.	CONF.	ADJ CONF.
Average RPI Loss:	211	RECORD	PCT. RANK	GAMES	SCHEDULE	OF SCHEDULE	RPI	RPI	RPI	RPI
DIV. I ONLY	2- 9	307	2-8	239	302	317	317	32	32	
DIV. I NON-CONF.	2- 9	307	2-8	242	304	316	316	32	32	
TOTALS	RPI 1-25	RPI 26-50	W-L RECORDS	RPI 51-100	RPI 101-150	RPI 150+				
2- 9	0- 0	0- 0	OVERALL	0- 1	0- 0	2- 8				
1- 5	0- 0	0- 0	HOME	0- 1	0- 0	1- 4				
1- 2	0- 0	0- 0	AWAY	0- 0	0- 0	1- 2				
0- 2	0- 0	0- 0	NEUTRAL	0- 0	0- 0	0- 2				
2- 9	0- 0	0- 0	NON-CONFERENCE	0- 1	0- 0	2- 8				
1- 5	0- 0	0- 0	HOME	0- 1	0- 0	1- 4				
1- 2	0- 0	0- 0	AWAY	0- 0	0- 0	1- 2				
0- 2	0- 0	0- 0	NEUTRAL	0- 0	0- 0	0- 2				
0- 0	0- 0	0- 0	CONFERENCE	0- 0	0- 0	0- 0				
0- 0	0- 0	0- 0	HOME	0- 0	0- 0	0- 0				
0- 0	0- 0	0- 0	AWAY	0- 0	0- 0	0- 0				
0- 0	0- 0	0- 0	NEUTRAL	0- 0	0- 0	0- 0				

RPI 1-25			RPI 26-50			RPI 51-100			RPI 101+			Team's RPI: 317
RPI	S	Opponent	Score	RPI	S	Opponent	Score	RPI	S	Opponent	Score	
						53 H Arizona St.	47 70	158 A New Mexico		53 107		
								158 H New Mexico		67 86		
								214 A UTEP		45 65		
								214 H UTEP		57 63		
								231 N Western Mich.		76 79		
								264 H Weber St.		77 47		
								269 H UC Riverside		58 60		
								278 A Denver		78 75		
								290 H Pepperdine		69 72		
								312 N Georgia St.		51 59		
LAST 10 Division I												
53	H	Arizona St.	47 70	231	N	Western Mich.	76 79					
158	A	New Mexico	53 107	312	N	Georgia St.	51 59					
264	H	Weber St.	77 47	214	A	UTEP	45 65					
214	H	UTEP	57 63	290	H	Pepperdine	69 72					
278	A	Denver	78 75	158	H	New Mexico	67 86					

Non-Div I Games: Western N.M. 75 56

New Mexico St.

■ Loss,
 ■ Non-Conf,
 ■ S Site,
 ■ H Home
 ■ A Away
 N Neutral

Average RPI Win:	297	WON-LOST	WINNING	LAST 10	STRENGTH OF	OPP. STRENGTH	TEAM	ADJ.	CONF.	ADJ CONF.
Average RPI Loss:	119	RECORD	PCT. RANK	GAMES	SCHEDULE	OF SCHEDULE	RPI	RPI	RPI	RPI
DIV. I ONLY	1- 7	317	1-7	21	324	194	194	26	26	
DIV. I NON-CONF.	1- 5	313	1-5	15	301	151	151	26	26	
TOTALS	RPI 1-25	RPI 26-50	W-L RECORDS	RPI 51-100	RPI 101-150	RPI 150+				
1- 7	0- 0	0- 1	OVERALL	0- 2	0- 0	1- 4				
0- 2	0- 0	0- 0	HOME	0- 0	0- 0	0- 2				
1- 5	0- 0	0- 1	AWAY	0- 2	0- 0	1- 2				
0- 0	0- 0	0- 0	NEUTRAL	0- 0	0- 0	0- 0				
1- 5	0- 0	0- 1	NON-CONFERENCE	0- 1	0- 0	1- 3				
0- 1	0- 0	0- 0	HOME	0- 0	0- 0	0- 1				
1- 4	0- 0	0- 1	AWAY	0- 1	0- 0	1- 2				
0- 0	0- 0	0- 0	NEUTRAL	0- 0	0- 0	0- 0				
0- 2	0- 0	0- 0	CONFERENCE	0- 1	0- 0	0- 1				
0- 1	0- 0	0- 0	HOME	0- 0	0- 0	0- 1				
0- 1	0- 0	0- 0	AWAY	0- 1	0- 0	0- 0				
0- 0	0- 0	0- 0	NEUTRAL	0- 0	0- 0	0- 0				

RPI S	Opponent	Score	RPI S	Opponent	Score	RPI S	Opponent	Score	RPI S	Opponent	Score	Team's RPI: 194
29	A LSU	49 83	51	A Arkansas	52 82	155	H Louisiana	60 65	163	A Iowa St.	53 71	
			88	A Abilene Christian	62 76	170	A Texas St.	49 51	176	H Sam Houston St.	46 78	
						297	A Ole Miss	69 64				
LAST 10 Division I												
176	H Sam Houston St.	46 78	170	A Texas St.	49 51							
88	A Abilene Christian	62 76	155	H Louisiana	60 65							
163	A Iowa St.	53 71	297	A Ole Miss	69 64							
			51	A Arkansas	52 82							
			29	A LSU	49 83							

Non-Div I Games: Pensacola Christian91 31 Tougaloo 91 69

New Orleans

Niagara

Through Games Of Dec. 22, 2019

Average RPI Win:	309	WON-LOST	WINNING	LAST 10	STRENGTH OF	OPP. STRENGTH	TEAM	ADJ.	CONF.	ADJ CONF.
Average RPI Loss:	130	RECORD	PCT. RANK	GAMES	SCHEDULE	OF SCHEDULE	RPI	RPI	RPI	RPI
DIV. I ONLY	2- 7	286	2-7	106	295	232	232	24	24	
DIV. I NON-CONF.	2- 7	286	2-7	105	297	232	232	23	23	
TOTALS	RPI 1-25	RPI 26-50	W-L RECORDS	RPI 51-100	RPI 101-150	RPI 150+				
2- 7	0- 0	0- 1	OVERALL	0- 2	0- 1	2- 3				
1- 1	0- 0	0- 0	HOME	0- 1	0- 0	1- 0				
1- 6	0- 0	0- 1	AWAY	0- 1	0- 1	1- 3				
0- 0	0- 0	0- 0	NEUTRAL	0- 0	0- 0	0- 0				
2- 7	0- 0	0- 1	NON-CONFERENCE	0- 2	0- 1	2- 3				
1- 1	0- 0	0- 0	HOME	0- 1	0- 0	1- 0				
1- 6	0- 0	0- 1	AWAY	0- 1	0- 1	1- 3				
0- 0	0- 0	0- 0	NEUTRAL	0- 0	0- 0	0- 0				
0- 0	0- 0	0- 0	CONFERENCE	0- 0	0- 0	0- 0				
0- 0	0- 0	0- 0	HOME	0- 0	0- 0	0- 0				
0- 0	0- 0	0- 0	AWAY	0- 0	0- 0	0- 0				
0- 0	0- 0	0- 0	NEUTRAL	0- 0	0- 0	0- 0				

RPI S	Opponent	Score	RPI S	Opponent	Score	RPI S	Opponent	Score	RPI S	Opponent	Score	Team's RPI: 232
			41 A Rutgers	37 87		69 A Colgate	72 85		108 A Binghamton	55 74		
						72 H Buffalo	67 81		168 A Cornell	59 82		
									178 A Howard	42 91		
									275 A St. Bonaventure	67 71		
									280 H Oakland	77 63		
									337 A Coppin St.	82 67		
LAST 10 Division I												
			337 A Coppin St.	82 67		108 A Binghamton	55 74					
			178 A Howard	42 91		41 A Rutgers	37 87					
			69 A Colgate	72 85		72 H Buffalo	67 81					
			280 H Oakland	77 63		275 A St. Bonaventure	67 71					
			168 A Cornell	59 82								

Non-Div I Games:

Niagara

Loss, Non-Conf, S Site, H Home A Away N Neutral

Average RPI Win:	348	WON-LOST	WINNING	LAST 10	STRENGTH OF	OPP. STRENGTH	TEAM	ADJ.	CONF.	ADJ CONF.
Average RPI Loss:	110	RECORD	PCT. RANK	GAMES	SCHEDULE	OF SCHEDULE	RPI	RPI	RPI	RPI
DIV. I ONLY	1- 8	322	1-8	63	242	282	282	26	26	
DIV. I NON-CONF.	1- 6	316	1-6	103	117	274	274	26	26	
TOTALS	RPI 1-25	RPI 26-50	W-L RECORDS	RPI 51-100	RPI 101-150	RPI 150+				
1- 8	0- 2	0- 1	OVERALL	0- 2	0- 0	1- 3				
1- 1	0- 0	0- 0	HOME	0- 1	0- 0	1- 0				
0- 6	0- 2	0- 1	AWAY	0- 0	0- 0	0- 3				
0- 1	0- 0	0- 0	NEUTRAL	0- 1	0- 0	0- 0				
1- 6	0- 2	0- 1	NON-CONFERENCE	0- 1	0- 0	1- 2				
1- 0	0- 0	0- 0	HOME	0- 0	0- 0	1- 0				
0- 5	0- 2	0- 1	AWAY	0- 0	0- 0	0- 2				
0- 1	0- 0	0- 0	NEUTRAL	0- 1	0- 0	0- 0				
0- 2	0- 0	0- 0	CONFERENCE	0- 1	0- 0	0- 1				
0- 1	0- 0	0- 0	HOME	0- 1	0- 0	0- 0				
0- 1	0- 0	0- 0	AWAY	0- 0	0- 0	0- 1				
0- 0	0- 0	0- 0	NEUTRAL	0- 0	0- 0	0- 0				

RPI 1-25				RPI 26-50				RPI 51-100				RPI 101+ Team's RPI: 282			
RPI	S	Opponent	Score	RPI	S	Opponent	Score	RPI	S	Opponent	Score	RPI	S	Opponent	Score
15	A	Indiana	47 111	29	A	LSU	32 63	70	N	North Florida	61 64	203	A	Jacksonville	55 72
17	A	TCU	47 72					88	H	Abilene Christian	84 95	209	A	Rice	47 71
												250	A	A&M-Corpus Christi	49 55
												348	H	La.-Monroe	74 59
LAST 10 Division I															
250	A	A&M-Corpus Christi	49 55	88	H	Abilene Christian	84 95	17	A	TCU	47 72	15	A	Indiana	47 111
348	H	La.-Monroe	74 59	29	A	LSU	32 63	209	A	Rice	47 71				
29	A	LSU	32 63	70	N	North Florida	61 64								
70	N	North Florida	61 64	203	A	Jacksonville	55 72								

Non-Div I Games: Southern-N.O. 94 61 Paul Quinn 101 68

Nicholls St.

Loss, Non-Conf, S Site, H Home A Away N Neutral

Average RPI Win:	204	WON-LOST	WINNING	LAST 10	STRENGTH OF	OPP. STRENGTH	TEAM	ADJ.	CONF.	ADJ CONF.
Average RPI Loss:	164	RECORD	PCT. RANK	GAMES	SCHEDULE	OF SCHEDULE	RPI	RPI	RPI	RPI
DIV. I ONLY	5- 6	187	5-5	181	258	201	201	31	31	
DIV. I NON-CONF.	5- 6	185	5-5	180	261	200	200	31	31	
TOTALS	RPI 1-25	RPI 26-50	W-L RECORDS	RPI 51-100	RPI 101-150	RPI 150+				
5- 6	0- 0	0- 1	OVERALL	1- 0	0- 1	4- 4				
2- 3	0- 0	0- 0	HOME	0- 0	0- 1	2- 2				
2- 2	0- 0	0- 0	AWAY	0- 0	0- 0	2- 2				
1- 1	0- 0	0- 1	NEUTRAL	1- 0	0- 0	0- 0				
5- 6	0- 0	0- 1	NON-CONFERENCE	1- 0	0- 1	4- 4				
2- 3	0- 0	0- 0	HOME	0- 0	0- 1	2- 2				
2- 2	0- 0	0- 0	AWAY	0- 0	0- 0	2- 2				
1- 1	0- 0	0- 1	NEUTRAL	1- 0	0- 0	0- 0				
0- 0	0- 0	0- 0	CONFERENCE	0- 0	0- 0	0- 0				
0- 0	0- 0	0- 0	HOME	0- 0	0- 0	0- 0				
0- 0	0- 0	0- 0	AWAY	0- 0	0- 0	0- 0				
0- 0	0- 0	0- 0	NEUTRAL	0- 0	0- 0	0- 0				

RPI 1-25	RPI 26-50	RPI 51-100	RPI 101+	Team's RPI: 201
RPI S Opponent Score	RPI S Opponent Score	RPI S Opponent Score	RPI S Opponent Score	
	42 N West Virginia 55 72	70 N North Florida 57 54	111 H Liberty 48 67	
			165 H Robert Morris 62 69	
			166 A Hampton 77 56	
			172 A William & Mary 56 65	
			173 H La Salle 52 55	
			203 A Jacksonville 71 64	
			286 H Longwood 49 46	
			296 H High Point 72 58	
			320 A Marshall 69 75	
LAST 10 Division I				
	42 N West Virginia 55 72	172 A William & Mary 56 65		
	166 A Hampton 77 56	165 H Robert Morris 62 69		
	286 H Longwood 49 46	173 H La Salle 52 55		
	203 A Jacksonville 71 64	296 H High Point 72 58		
	70 N North Florida 57 54	320 A Marshall 69 75		

Non-Div I Games: Virginia-Lynchburg 123 48

Norfolk St.

Average RPI Win:	285	WON-LOST	WINNING	LAST 10	STRENGTH OF	OPP. STRENGTH	TEAM	ADJ.	CONF.	ADJ CONF.
Average RPI Loss:	80	RECORD	PCT. RANK	GAMES	SCHEDULE	OF SCHEDULE	RPI	RPI	RPI	RPI
DIV. I ONLY	7- 2	57	7-2	349	94	236	236	15	15	
DIV. I NON-CONF.	7- 2	56	7-2	349	94	236	236	15	15	
TOTALS	RPI 1-25	RPI 26-50	W-L RECORDS	RPI 51-100	RPI 101-150	RPI 150+				
7- 2	0- 1	0- 0	OVERALL	0- 0	0- 1	7- 0				
1- 1	0- 0	0- 0	HOME	0- 0	0- 1	1- 0				
2- 1	0- 1	0- 0	AWAY	0- 0	0- 0	2- 0				
4- 0	0- 0	0- 0	NEUTRAL	0- 0	0- 0	4- 0				
7- 2	0- 1	0- 0	NON-CONFERENCE	0- 0	0- 1	7- 0				
1- 1	0- 0	0- 0	HOME	0- 0	0- 1	1- 0				
2- 1	0- 1	0- 0	AWAY	0- 0	0- 0	2- 0				
4- 0	0- 0	0- 0	NEUTRAL	0- 0	0- 0	4- 0				
0- 0	0- 0	0- 0	CONFERENCE	0- 0	0- 0	0- 0				
0- 0	0- 0	0- 0	HOME	0- 0	0- 0	0- 0				
0- 0	0- 0	0- 0	AWAY	0- 0	0- 0	0- 0				
0- 0	0- 0	0- 0	NEUTRAL	0- 0	0- 0	0- 0				

RPI 1-25				RPI 26-50				RPI 51-100				RPI 101+ Team's RPI: 236			
RPI	S	Opponent	Score	RPI	S	Opponent	Score	RPI	S	Opponent	Score	RPI	S	Opponent	Score
16	A	Iowa	81 86									144	H	Samford	63 79
												191	N	Alabama A&M	80 65
												215	N	UC Irvine	88 60
												283	A	Alabama St.	81 60
												294	N	SIUE	85 67
												328	A	Tennessee St.	88 63
												335	H	Mississippi Val.	86 60
												349	N	South Carolina St.	99 46
LAST 10 Division I															
283	A	Alabama St.	81 60	349	N	South Carolina St.	99 46								
215	N	UC Irvine	88 60	294	N	SIUE	85 67								
191	N	Alabama A&M	80 65	16	A	Iowa	81 86								
144	H	Samford	63 79	335	H	Mississippi Val.	86 60								
328	A	Tennessee St.	88 63												

Non-Div I Games: Virginia-Lynchburg 128 26 Oakwood 120 38

North Ala.

Loss, Non-Conf, S Site, H Home A Away N Neutral

Average RPI Win: 230		WON-LOST	WINNING	LAST 10	STRENGTH OF	OPP. STRENGTH	TEAM	ADJ.	CONF.	ADJ CONF.
Average RPI Loss: 74		RECORD	PCT. RANK	GAMES	SCHEDULE	OF SCHEDULE	RPI	RPI	RPI	RPI
DIV. I ONLY		9- 1	25	9-1	319	70	92	92	3	3
DIV. I NON-CONF.		9- 1	25	9-1	320	70	92	92	3	3
TOTALS	RPI 1-25	RPI 26-50		W-L RECORDS		RPI 51-100	RPI 101-150	RPI 150+		
9- 1	0- 0	0- 0		OVERALL		1- 1	1- 0	7- 0		
6- 0	0- 0	0- 0		HOME		0- 0	1- 0	5- 0		
0- 1	0- 0	0- 0		AWAY		0- 1	0- 0	0- 0		
3- 0	0- 0	0- 0		NEUTRAL		1- 0	0- 0	2- 0		
9- 1	0- 0	0- 0		NON-CONFERENCE		1- 1	1- 0	7- 0		
6- 0	0- 0	0- 0		HOME		0- 0	1- 0	5- 0		
0- 1	0- 0	0- 0		AWAY		0- 1	0- 0	0- 0		
3- 0	0- 0	0- 0		NEUTRAL		1- 0	0- 0	2- 0		
0- 0	0- 0	0- 0		CONFERENCE		0- 0	0- 0	0- 0		
0- 0	0- 0	0- 0		HOME		0- 0	0- 0	0- 0		
0- 0	0- 0	0- 0		AWAY		0- 0	0- 0	0- 0		
0- 0	0- 0	0- 0		NEUTRAL		0- 0	0- 0	0- 0		

[illegible]

Non-Div I Games:

North Carolina

Loss, Non-Conf, S Site, H Home A Away N Neutral

North Dakota

Through Games Of Dec. 22, 2019

Average RPI Win:	244	WON-LOST	WINNING	LAST 10	STRENGTH OF	OPP. STRENGTH	TEAM	ADJ.	CONF.	ADJ CONF.
Average RPI Loss:	99	RECORD	PCT. RANK	GAMES	SCHEDULE	OF SCHEDULE	RPI	RPI	RPI	RPI
DIV. I ONLY	7- 3	79	7-3	222	266	104	104	17	17	
DIV. I NON-CONF.	7- 3	78	7-3	225	267	104	104	17	17	
TOTALS	RPI 1-25	RPI 26-50	W-L RECORDS	RPI 51-100	RPI 101-150	RPI 150+				
7- 3	0- 0	0- 1	OVERALL	0- 1	1- 0	6- 1				
2- 1	0- 0	0- 1	HOME	0- 0	1- 0	1- 0				
5- 2	0- 0	0- 0	AWAY	0- 1	0- 0	5- 1				
0- 0	0- 0	0- 0	NEUTRAL	0- 0	0- 0	0- 0				
7- 3	0- 0	0- 1	NON-CONFERENCE	0- 1	1- 0	6- 1				
2- 1	0- 0	0- 1	HOME	0- 0	1- 0	1- 0				
5- 2	0- 0	0- 0	AWAY	0- 1	0- 0	5- 1				
0- 0	0- 0	0- 0	NEUTRAL	0- 0	0- 0	0- 0				
0- 0	0- 0	0- 0	CONFERENCE	0- 0	0- 0	0- 0				
0- 0	0- 0	0- 0	HOME	0- 0	0- 0	0- 0				
0- 0	0- 0	0- 0	AWAY	0- 0	0- 0	0- 0				
0- 0	0- 0	0- 0	NEUTRAL	0- 0	0- 0	0- 0				

RPI S	Opponent	Score	RPI S	Opponent	Score	RPI S	Opponent	Score	RPI S	Opponent	Score	Team's RPI: 104
48	H Illinois St.	58 66	56	A Arizona	42 74	141	H Valparaiso	65 63				
						157	H Rhode Island	67 61				
						192	A SMU	51 66				
						198	A Milwaukee	66 58				
						263	A Grand Canyon	78 76				
						267	A Ga. Southern	69 56				
						330	A Charleston So.	73 57				
						349	A South Carolina St.	95 53				
LAST 10 Division I												
349	A South Carolina St.	95 53	198	A Milwaukee	66 58							
48	H Illinois St.	58 66	192	A SMU	51 66							
267	A Ga. Southern	69 56	330	A Charleston So.	73 57							
141	H Valparaiso	65 63	263	A Grand Canyon	78 76							
157	H Rhode Island	67 61	56	A Arizona	42 74							

Non-Div I Games: Northland 118 35 Mayville St. 83 52

North Dakota

Loss, Non-Conf, S Site, H Home A Away N Neutral

Average RPI Win:	318	WON-LOST	WINNING	LAST 10	STRENGTH OF	OPP. STRENGTH	TEAM	ADJ.	CONF.	ADJ CONF.
Average RPI Loss:	121	RECORD	PCT. RANK	GAMES	SCHEDULE	OF SCHEDULE	RPI	RPI	RPI	RPI
DIV. I ONLY	1- 9	325	1-9	96	225	287	287	17	17	
DIV. I NON-CONF.	1- 9	324	1-9	97	228	289	289	17	17	
TOTALS	RPI 1-25	RPI 26-50	W-L RECORDS	RPI 51-100	RPI 101-150	RPI 150+				
1- 9	0- 1	0- 1	OVERALL	0- 1	0- 2	1- 4				
0- 5	0- 0	0- 0	HOME	0- 1	0- 1	0- 3				
1- 4	0- 1	0- 1	AWAY	0- 0	0- 1	1- 1				
0- 0	0- 0	0- 0	NEUTRAL	0- 0	0- 0	0- 0				
1- 9	0- 1	0- 1	NON-CONFERENCE	0- 1	0- 2	1- 4				
0- 5	0- 0	0- 0	HOME	0- 1	0- 1	0- 3				
1- 4	0- 1	0- 1	AWAY	0- 0	0- 1	1- 1				
0- 0	0- 0	0- 0	NEUTRAL	0- 0	0- 0	0- 0				
0- 0	0- 0	0- 0	CONFERENCE	0- 0	0- 0	0- 0				
0- 0	0- 0	0- 0	HOME	0- 0	0- 0	0- 0				
0- 0	0- 0	0- 0	AWAY	0- 0	0- 0	0- 0				
0- 0	0- 0	0- 0	NEUTRAL	0- 0	0- 0	0- 0				

RPI 1-25				RPI 26-50				RPI 51-100				RPI 101+ Team's RPI: 287			
RPI	S	Opponent	Score	RPI	S	Opponent	Score	RPI	S	Opponent	Score	RPI	S	Opponent	Score
14	A	Creighton	59 70	36	A	UNI	63 95	83	H	Wisconsin	63 64	119	A	Bradley	64 70
												141	H	Valparaiso	54 66
												153	H	Northern Ill.	68 74
												163	H	Iowa St.	58 86
												188	H	Wyoming	57 66
												189	A	Northeastern	61 72
												318	A	New Hampshire	67 61
LAST 10 Division I															
189	A	Northeastern	61 72	83	H	Wisconsin	63 64	119	A	Bradley	64 70	318	A	New Hampshire	67 61
188	H	Wyoming	57 66	36	A	UNI	63 95	153	H	Northern Ill.	68 74				
163	H	Iowa St.	58 86												
14	A	Creighton	59 70												
141	H	Valparaiso	54 66												

Non-Div I Games: Waldorf 92 26 Mayville St. 97 59

North Dakota St.

North Florida

Through Games Of Dec. 22, 2019

Average RPI Win:	225	WON-LOST	WINNING	LAST 10	STRENGTH OF	OPP. STRENGTH	TEAM	ADJ.	CONF.	ADJ CONF.
Average RPI Loss:	69	RECORD	PCT. RANK	GAMES	SCHEDULE	OF SCHEDULE	RPI	RPI	RPI	RPI
DIV. I ONLY	4- 6	215	4-6	35	111	70	70	15	15	
DIV. I NON-CONF.	4- 6	212	4-6	36	111	69	69	15	15	
TOTALS	RPI 1-25	RPI 26-50	W-L RECORDS	RPI 51-100	RPI 101-150	RPI 150+				
4- 6	0- 2	0- 1	OVERALL	0- 2	1- 0	3- 1				
0- 0	0- 0	0- 0	HOME	0- 0	0- 0	0- 0				
2- 4	0- 2	0- 1	AWAY	0- 1	0- 0	2- 0				
2- 2	0- 0	0- 0	NEUTRAL	0- 1	1- 0	1- 1				
4- 6	0- 2	0- 1	NON-CONFERENCE	0- 2	1- 0	3- 1				
0- 0	0- 0	0- 0	HOME	0- 0	0- 0	0- 0				
2- 4	0- 2	0- 1	AWAY	0- 1	0- 0	2- 0				
2- 2	0- 0	0- 0	NEUTRAL	0- 1	1- 0	1- 1				
0- 0	0- 0	0- 0	CONFERENCE	0- 0	0- 0	0- 0				
0- 0	0- 0	0- 0	HOME	0- 0	0- 0	0- 0				
0- 0	0- 0	0- 0	AWAY	0- 0	0- 0	0- 0				
0- 0	0- 0	0- 0	NEUTRAL	0- 0	0- 0	0- 0				

RPI 1-25				RPI 26-50				RPI 51-100 Team's RPI: 70				RPI 101+			
RPI	S	Opponent	Score	RPI	S	Opponent	Score	RPI	S	Opponent	Score	RPI	S	Opponent	Score
11	A	Florida St.	41 70	30	A	Miami (FL)	55 78	75	N	Marist	54 69	113	N	Rider	80 70
15	A	Indiana	45 72					83	A	Wisconsin	62 75	191	A	Alabama A&M	73 64
												201	N	Norfolk St.	54 57
												282	N	Nicholls St.	64 61
												313	A	FIU	64 49
LAST 10 Division I															
201	N	Norfolk St.	54 57	11	A	Florida St.	41 70	15	A	Indiana	45 72	282	N	Nicholls St.	64 61
113	N	Rider	80 70	75	N	Marist	54 69	30	A	Miami (FL)	55 78	83	A	Wisconsin	62 75
75	N	Marist	54 69	191	A	Alabama A&M	73 64								
191	A	Alabama A&M	73 64	313	A	FIU	64 49								

Non-Div I Games: Warner 110 46

North Florida

Loss, Non-Conf, S Site, Home Away N Neutral

North Texas

Through Games Of Dec. 22, 2019

Average RPI Win:	243	WON-LOST	WINNING	LAST 10	STRENGTH OF	OPP. STRENGTH	TEAM	ADJ.	CONF.	ADJ CONF.
Average RPI Loss:	108	RECORD	PCT. RANK	GAMES	SCHEDULE	OF SCHEDULE	RPI	RPI	RPI	RPI
DIV. I ONLY	4- 5	197	4-5	173	211	205	205	14	14	
DIV. I NON-CONF.	4- 5	195	4-5	173	214	205	205	14	14	
TOTALS	RPI 1-25	RPI 26-50	W-L RECORDS	RPI 51-100	RPI 101-150	RPI 150+				
4- 5	0- 1	0- 0	OVERALL	0- 3	0- 0	4- 1				
3- 1	0- 0	0- 0	HOME	0- 1	0- 0	3- 0				
1- 2	0- 0	0- 0	AWAY	0- 1	0- 0	1- 1				
0- 2	0- 1	0- 0	NEUTRAL	0- 1	0- 0	0- 0				
4- 5	0- 1	0- 0	NON-CONFERENCE	0- 3	0- 0	4- 1				
3- 1	0- 0	0- 0	HOME	0- 1	0- 0	3- 0				
1- 2	0- 0	0- 0	AWAY	0- 1	0- 0	1- 1				
0- 2	0- 1	0- 0	NEUTRAL	0- 1	0- 0	0- 0				
0- 0	0- 0	0- 0	CONFERENCE	0- 0	0- 0	0- 0				
0- 0	0- 0	0- 0	HOME	0- 0	0- 0	0- 0				
0- 0	0- 0	0- 0	AWAY	0- 0	0- 0	0- 0				
0- 0	0- 0	0- 0	NEUTRAL	0- 0	0- 0	0- 0				

RPI 1-25			RPI 26-50			RPI 51-100			RPI 101+			Team's RPI: 205
RPI	S	Opponent	Score	RPI	S	Opponent	Score	RPI	S	Opponent	Score	
25	N	NC State	65 76					84	N	Texas	57 63	
								90	H	UT Arlington	49 68	
								96	A	CSU Bakersfield	52 61	
								151	A	Hawaii	66 60	
								155	H	Louisiana	69 66	
								243	A	Utah St.	55 66	
								319	H	Alcorn	67 31	
								348	H	La.-Monroe	63 51	
LAST 10 Division I												
25	N	NC State	65 76	348	H	La.-Monroe	63 51					
84	N	Texas	57 63	243	A	Utah St.	55 66					
151	A	Hawaii	66 60	155	H	Louisiana	69 66					
96	A	CSU Bakersfield	52 61	319	H	Alcorn	67 31					
90	H	UT Arlington	49 68									

Non-Div I Games: Mid-Amer. Christian59 61 Xavier (LA) 68 31

North Texas

Loss, Non-Conf, S Site, H Home A Away N Neutral

Northeastern

Through Games Of Dec. 22, 2019

Average RPI Win:	247	WON-LOST	WINNING	LAST 10	STRENGTH OF	OPP. STRENGTH	TEAM	ADJ.	CONF.	ADJ CONF.
Average RPI Loss:	72	RECORD	PCT. RANK	GAMES	SCHEDULE	OF SCHEDULE	RPI	RPI	RPI	RPI
DIV. I ONLY	4- 6	215	4-6	166	89	189	189	16	16	
DIV. I NON-CONF.	4- 6	212	4-6	168	89	187	187	16	16	
TOTALS	RPI 1-25	RPI 26-50	W-L RECORDS	RPI 51-100	RPI 101-150	RPI 150+				
4- 6	0- 2	0- 0	OVERALL	0- 2	1- 2	3- 0				
2- 3	0- 1	0- 0	HOME	0- 1	0- 1	2- 0				
2- 3	0- 1	0- 0	AWAY	0- 1	1- 1	1- 0				
0- 0	0- 0	0- 0	NEUTRAL	0- 0	0- 0	0- 0				
4- 6	0- 2	0- 0	NON-CONFERENCE	0- 2	1- 2	3- 0				
2- 3	0- 1	0- 0	HOME	0- 1	0- 1	2- 0				
2- 3	0- 1	0- 0	AWAY	0- 1	1- 1	1- 0				
0- 0	0- 0	0- 0	NEUTRAL	0- 0	0- 0	0- 0				
0- 0	0- 0	0- 0	CONFERENCE	0- 0	0- 0	0- 0				
0- 0	0- 0	0- 0	HOME	0- 0	0- 0	0- 0				
0- 0	0- 0	0- 0	AWAY	0- 0	0- 0	0- 0				
0- 0	0- 0	0- 0	NEUTRAL	0- 0	0- 0	0- 0				

RPI	S	Opponent	Score
22	H	South Dakota	76 80
23	A	Oregon	47 89

RPI	S	Opponent	Score
-----	---	----------	-------

RPI	S	Opponent	Score
57	H	Yale	63 78
62	A	Central Mich.	63 79

RPI	S	Opponent	Score	Team's RPI: 189
125	A	Harvard	46 44	
127	H	Dayton	60 71	
142	A	Fordham	58 74	
261	A	Maine	66 58	
287	H	North Dakota St.	72 61	
316	H	Hartford	60 47	

LAST 10 Division I

62	A	Central Mich.	63	79	261	A	Maine	66	58
57	H	Yale	63	78	316	H	Hartford	60	47
142	A	Fordham	58	74	125	A	Harvard	46	44
127	H	Dayton	60	71	287	H	North Dakota St.	72	61
23	A	Oregon	47	89	22	H	South Dakota	76	80

N
o
r
t
h
e
a
s
t
e
r
nN
o
r
t
h
e
a
s
t
e
r
n

Non-Div I Games:

Northeastern

Loss,
Non-Conf, S Site,
H Home
A Away
N Neutral

Average RPI Win: 272		WON-LOST	WINNING	LAST 10	STRENGTH OF	OPP. STRENGTH	TEAM	ADJ.	CONF.	ADJ CONF.
Average RPI Loss: 177		RECORD	PCT. RANK	GAMES	SCHEDULE	OF SCHEDULE	RPI	RPI	RPI	RPI
DIV. I ONLY		3- 6	233	3-6	164	317	223	223	19	19
DIV. I NON-CONF.		3- 6	234	3-6	166	316	223	223	19	19
TOTALS	RPI 1-25	RPI 26-50		W-L RECORDS	RPI 51-100		RPI 101-150		RPI 150+	
3- 6	0- 1	0- 0		OVERALL	0- 0		0- 0		3- 5	
1- 1	0- 0	0- 0		HOME	0- 0		0- 0		1- 1	
1- 4	0- 0	0- 0		AWAY	0- 0		0- 0		1- 4	
1- 1	0- 1	0- 0		NEUTRAL	0- 0		0- 0		1- 0	
3- 6	0- 1	0- 0		NON-CONFERENCE	0- 0		0- 0		3- 5	
1- 1	0- 0	0- 0		HOME	0- 0		0- 0		1- 1	
1- 4	0- 0	0- 0		AWAY	0- 0		0- 0		1- 4	
1- 1	0- 1	0- 0		NEUTRAL	0- 0		0- 0		1- 0	
0- 0	0- 0	0- 0		CONFERENCE	0- 0		0- 0		0- 0	
0- 0	0- 0	0- 0		HOME	0- 0		0- 0		0- 0	
0- 0	0- 0	0- 0		AWAY	0- 0		0- 0		0- 0	
0- 0	0- 0	0- 0		NEUTRAL	0- 0		0- 0		0- 0	

RPI 1-25				RPI 26-50				RPI 51-100				RPI 101+			
RPI	S	Opponent	Score	RPI	S	Opponent	Score	RPI	S	Opponent	Score	RPI	S	Opponent	Score
5	N	Oregon St.	57 91									158	A	New Mexico	76 83
												171	A	Fresno St.	66 83
												209	A	Rice	57 71
												216	N	San Jose St.	67 64
												246	A	California Baptist	79 98
												268	A	Houston Baptist	79 62
												273	H	UC Davis	61 71
												333	H	Seattle U	88 80
LAST 10 Division I															
				209	A	Rice	57 71	216	N	San Jose St.	67 64				
				171	A	Fresno St.	66 83	5	N	Oregon St.	57 91				
				246	A	California Baptist	79 98	273	H	UC Davis	61 71				
				333	H	Seattle U	88 80	268	A	Houston Baptist	79 62				
				158	A	New Mexico	76 83								

Non-Div I Games:

Northern Ariz.

Loss, Non-Conf, S Site, H Home A Away N Neutral

Average RPI Win:	230	WON-LOST	WINNING	LAST 10	STRENGTH OF	OPP. STRENGTH	TEAM	ADJ.	CONF.	ADJ CONF.
Average RPI Loss:	143	RECORD	PCT. RANK	GAMES	SCHEDULE	OF SCHEDULE	RPI	RPI	RPI	RPI
DIV. I ONLY	4- 5	197	4-5	185	120	161	161	19	19	
DIV. I NON-CONF.	4- 5	195	4-5	184	121	162	162	19	19	
TOTALS	RPI 1-25	RPI 26-50	W-L RECORDS	RPI 51-100	RPI 101-150	RPI 150+				
4- 5	0- 2	0- 0	OVERALL	0- 0	0- 1	4- 2				
1- 2	0- 0	0- 0	HOME	0- 0	0- 1	1- 1				
3- 3	0- 2	0- 0	AWAY	0- 0	0- 0	3- 1				
0- 0	0- 0	0- 0	NEUTRAL	0- 0	0- 0	0- 0				
4- 5	0- 2	0- 0	NON-CONFERENCE	0- 0	0- 1	4- 2				
1- 2	0- 0	0- 0	HOME	0- 0	0- 1	1- 1				
3- 3	0- 2	0- 0	AWAY	0- 0	0- 0	3- 1				
0- 0	0- 0	0- 0	NEUTRAL	0- 0	0- 0	0- 0				
0- 0	0- 0	0- 0	CONFERENCE	0- 0	0- 0	0- 0				
0- 0	0- 0	0- 0	HOME	0- 0	0- 0	0- 0				
0- 0	0- 0	0- 0	AWAY	0- 0	0- 0	0- 0				
0- 0	0- 0	0- 0	NEUTRAL	0- 0	0- 0	0- 0				

RPI 1-25				RPI 26-50				RPI 51-100				RPI 101+ Team's RPI: 161			
RPI	S	Opponent	Score	RPI	S	Opponent	Score	RPI	S	Opponent	Score	RPI	S	Opponent	Score
4	A	Stanford	36 90									130	H	San Francisco	83 90
10	A	UCLA	58 92									188	A	Wyoming	46 44
												192	A	SMU	61 52
												227	A	Chattanooga	59 42
												278	A	Denver	55 74
												295	H	Colorado St.	58 75
												314	H	Air Force	72 62
LAST 10 Division I															
192	A	SMU	61 52	188	A	Wyoming	46 44								
4	A	Stanford	36 90	278	A	Denver	55 74								
295	H	Colorado St.	58 75	227	A	Chattanooga	59 42								
130	H	San Francisco	83 90	10	A	UCLA	58 92								
				314	H	Air Force	72 62								

Non-Div I Games:

Northern Colo.

■ Loss,
■ Non-Conf, S Site,
■ Home
■ Away
N Neutral

Average RPI Win:	267	WON-LOST	WINNING	LAST 10	STRENGTH OF	OPP. STRENGTH	TEAM	ADJ.	CONF.	ADJ CONF.
Average RPI Loss:	82	RECORD	PCT. RANK	GAMES	SCHEDULE	OF SCHEDULE	RPI	RPI	RPI	RPI
DIV. I ONLY	4- 6	215	4-6	90	207	153	153	10	10	
DIV. I NON-CONF.	4- 6	212	4-6	91	209	154	154	10	10	
TOTALS	RPI 1-25	RPI 26-50	W-L RECORDS	RPI 51-100	RPI 101-150	RPI 150+				
4- 6	0- 2	0- 1	OVERALL	0- 1	0- 1	4- 1				
1- 2	0- 0	0- 0	HOME	0- 1	0- 1	1- 0				
2- 3	0- 1	0- 1	AWAY	0- 0	0- 0	2- 1				
1- 1	0- 1	0- 0	NEUTRAL	0- 0	0- 0	1- 0				
4- 6	0- 2	0- 1	NON-CONFERENCE	0- 1	0- 1	4- 1				
1- 2	0- 0	0- 0	HOME	0- 1	0- 1	1- 0				
2- 3	0- 1	0- 1	AWAY	0- 0	0- 0	2- 1				
1- 1	0- 1	0- 0	NEUTRAL	0- 0	0- 0	1- 0				
0- 0	0- 0	0- 0	CONFERENCE	0- 0	0- 0	0- 0				
0- 0	0- 0	0- 0	HOME	0- 0	0- 0	0- 0				
0- 0	0- 0	0- 0	AWAY	0- 0	0- 0	0- 0				
0- 0	0- 0	0- 0	NEUTRAL	0- 0	0- 0	0- 0				

RPI 1-25				RPI 26-50				RPI 51-100				RPI 101+ Team's RPI: 153			
RPI	S	Opponent	Score	RPI	S	Opponent	Score	RPI	S	Opponent	Score	RPI	S	Opponent	Score
19	A	Purdue	63 68	48	A	Illinois St.	66 69	82	H	Southern Ill.	61 80	125	H	Harvard	53 59
22	N	South Dakota	48 91									198	A	Milwaukee	65 78
												234	N	Tennessee Tech	82 74
												253	H	Eastern Ill.	61 48
												287	A	North Dakota St.	74 68
												295	A	Colorado St.	80 75
LAST 10 Division I															
82	H	Southern Ill.	61 80	253	H	Eastern Ill.	61 48								
48	A	Illinois St.	66 69	198	A	Milwaukee	65 78								
295	A	Colorado St.	80 75	22	N	South Dakota	48 91								
287	A	North Dakota St.	74 68	234	N	Tennessee Tech	82 74								
125	H	Harvard	53 59	19	A	Purdue	63 68								

Non-Div I Games:

Northern Ill.

■ Loss,
 ■ Non-Conf,
 S Site,
 ■ Home
 ■ Away
 N Neutral

Average RPI Win:	301	WON-LOST	WINNING	LAST 10	STRENGTH OF	OPP. STRENGTH	TEAM	ADJ.	CONF.	ADJ CONF.
Average RPI Loss:	126	RECORD	PCT. RANK	GAMES	SCHEDULE	OF SCHEDULE	RPI	RPI	RPI	RPI
DIV. I ONLY	6- 5	149	6-4	314	165	237	237	18	18	
DIV. I NON-CONF.	6- 5	148	6-4	315	168	237	237	18	18	
TOTALS	RPI 1-25	RPI 26-50	W-L RECORDS	RPI 51-100	RPI 101-150	RPI 150+				
6- 5	0- 1	0- 1	OVERALL	0- 1	0- 0	6- 2				
3- 2	0- 1	0- 1	HOME	0- 0	0- 0	3- 0				
2- 3	0- 0	0- 0	AWAY	0- 1	0- 0	2- 2				
1- 0	0- 0	0- 0	NEUTRAL	0- 0	0- 0	1- 0				
6- 5	0- 1	0- 1	NON-CONFERENCE	0- 1	0- 0	6- 2				
3- 2	0- 1	0- 1	HOME	0- 0	0- 0	3- 0				
2- 3	0- 0	0- 0	AWAY	0- 1	0- 0	2- 2				
1- 0	0- 0	0- 0	NEUTRAL	0- 0	0- 0	1- 0				
0- 0	0- 0	0- 0	CONFERENCE	0- 0	0- 0	0- 0				
0- 0	0- 0	0- 0	HOME	0- 0	0- 0	0- 0				
0- 0	0- 0	0- 0	AWAY	0- 0	0- 0	0- 0				
0- 0	0- 0	0- 0	NEUTRAL	0- 0	0- 0	0- 0				

RPI 1-25				RPI 26-50				RPI 51-100				RPI 101+ Team's RPI: 237			
RPI	S	Opponent	Score	RPI	S	Opponent	Score	RPI	S	Opponent	Score	RPI	S	Opponent	Score
3	H	Louisville	57 85	38	H	Saint Louis	42 67	94	A	Belmont	45 62	179	A	Eastern Ky.	62 69
												270	H	Omaha	57 40
												289	A	Indiana St.	70 68
												291	H	Wofford	80 72
												302	H	Central Ark.	72 56
												313	A	FIU	67 45
												315	A	Lipscomb	69 71
												341	N	Jacksonville St.	66 63
LAST 10 Division I															
291	H	Wofford	80 72	289	A	Indiana St.	70 68	3	H	Louisville	57 85				
270	H	Omaha	57 40	94	A	Belmont	45 62	313	A	FIU	67 45				
315	A	Lipscomb	69 71	341	N	Jacksonville St.	66 63	302	H	Central Ark.	72 56				
38	H	Saint Louis	42 67												

Non-Div I Games:

Northern Ky.

■ Loss,
 ■ Non-Conf, S Site,
 ■ Home
 ■ Away
 N Neutral

Northwestern

Through Games Of Dec. 22, 2019

Non-Conference				Through Games of Dec. 11, 1919						
Average RPI Win:	141	WON-LOST	WINNING	LAST 10	STRENGTH OF	OPP. STRENGTH	TEAM	ADJ.	CONF.	ADJ CONF.
Average RPI Loss:	8	RECORD	PCT. RANK	GAMES	SCHEDULE	OF SCHEDULE	RPI	RPI	RPI	RPI
DIV. I ONLY	10- 1	17	9-1	54	53	18	18	2	2	
DIV. I NON-CONF.	10- 1	17	9-1	55	53	18	18	2	2	

TOTALS	RPI 1-25	RPI 26-50		W-L RECORDS		RPI 51-100	RPI 101-150	RPI 150+		
10- 1	1- 1	1- 0		OVERALL		3- 0	1- 0	4- 0		
6- 1	0- 1	0- 0		HOME		3- 0	1- 0	2- 0		
2- 0	1- 0	1- 0		AWAY		0- 0	0- 0	0- 0		
2- 0	0- 0	0- 0		NEUTRAL		0- 0	0- 0	2- 0		
10- 1	1- 1	1- 0		NON-CONFERENCE		3- 0	1- 0	4- 0		
6- 1	0- 1	0- 0		HOME		3- 0	1- 0	2- 0		
2- 0	1- 0	1- 0		AWAY		0- 0	0- 0	0- 0		
2- 0	0- 0	0- 0		NEUTRAL		0- 0	0- 0	2- 0		
0- 0	0- 0	0- 0		CONFERENCE		0- 0	0- 0	0- 0		
0- 0	0- 0	0- 0		HOME		0- 0	0- 0	0- 0		
0- 0	0- 0	0- 0		AWAY		0- 0	0- 0	0- 0		
0- 0	0- 0	0- 0		NEUTRAL		0- 0	0- 0	0- 0		

RPI 1-25				Team's RPI: 18	RPI 26-50				RPI 51-100				RPI 101+			
RPI	S	Opponent	Score		RPI	S	Opponent	Score	RPI	S	Opponent	Score	RPI	S	Opponent	Score
8	H	DePaul	68 70		49	A	Marquette	64 56	69	H	Colgate	73 44	141	H	Valparaiso	69 48
24	A	Duke	63 42						87	H	Boston College	66 63	175	H	Dartmouth	79 37
									90	H	UT Arlington	74 47	240	N	East Carolina	64 45
													247	N	Xavier	79 59
													284	H	Loyola Maryland	67 46
LAST 10 Division I																
		247	N	Xavier	79	59			240	N	East Carolina	64	45			
		69	H	Colgate	73	44			90	H	UT Arlington	74	47			
		141	H	Valparaiso	69	48			175	H	Dartmouth	79	37			
		24	A	Duke	63	42			87	H	Boston College	66	63			
		49	A	Marquette	64	56			8	H	DePaul	68	70			

Non-Div I Games:

Northwestern

Loss,
Non-Conf, S Site,
H Home
A Away
N Neutral

Average RPI Win:	301	WON-LOST	WINNING	LAST 10	STRENGTH OF	OPP. STRENGTH	TEAM	ADJ.	CONF.	ADJ CONF.
Average RPI Loss:	194	RECORD	PCT. RANK	GAMES	SCHEDULE	OF SCHEDULE	RPI	RPI	RPI	RPI
DIV. I ONLY	1- 6	315	1-6	310	313	344	344	26	26	
DIV. I NON-CONF.	1- 4	297	1-4	314	332	343	343	26	26	
TOTALS	RPI 1-25	RPI 26-50	W-L RECORDS	RPI 51-100	RPI 101-150	RPI 150+				
1- 6	0- 0	0- 0	OVERALL	0- 1	0- 1	1- 4				
1- 2	0- 0	0- 0	HOME	0- 0	0- 0	1- 2				
0- 4	0- 0	0- 0	AWAY	0- 1	0- 1	0- 2				
0- 0	0- 0	0- 0	NEUTRAL	0- 0	0- 0	0- 0				
1- 4	0- 0	0- 0	NON-CONFERENCE	0- 1	0- 0	1- 3				
1- 1	0- 0	0- 0	HOME	0- 0	0- 0	1- 1				
0- 3	0- 0	0- 0	AWAY	0- 1	0- 0	0- 2				
0- 0	0- 0	0- 0	NEUTRAL	0- 0	0- 0	0- 0				
0- 2	0- 0	0- 0	CONFERENCE	0- 0	0- 1	0- 1				
0- 1	0- 0	0- 0	HOME	0- 0	0- 0	0- 1				
0- 1	0- 0	0- 0	AWAY	0- 0	0- 1	0- 0				
0- 0	0- 0	0- 0	NEUTRAL	0- 0	0- 0	0- 0				

RPI 1-25				RPI 26-50				RPI 51-100				RPI 101+				Team's RPI: 344	
RPI	S	Opponent	Score	RPI	S	Opponent	Score	RPI	S	Opponent	Score	RPI	S	Opponent	Score		
								51	A	Arkansas	39	99	148	A	Lamar University	58	61
												176	H	Sam Houston St.	69	79	
												182	A	Texas Tech	49	79	
												258	H	Jackson St.	49	66	
												301	H	Grambling	65	61	
												348	A	La.-Monroe	54	63	
LAST 10 Division I																	
				148	A	Lamar University	58	61	176	H	Sam Houston St.	69	79				
				258	H	Jackson St.	49	66	51	A	Arkansas	39	99				
									301	H	Grambling	65	61				
									182	A	Texas Tech	49	79				
									348	A	La.-Monroe	54	63				

Non-Div I Games: LeTourneau 91 61 LSU-Shreveport 63 68 Central Baptist 61 59

Northwestern St.

Average RPI Win:	160	WON-LOST	WINNING	LAST 10	STRENGTH OF	OPP. STRENGTH	TEAM	ADJ.	CONF.	ADJ CONF.
Average RPI Loss:	66	RECORD	PCT. RANK	GAMES	SCHEDULE	OF SCHEDULE	RPI	RPI	RPI	RPI
DIV. I ONLY	5- 7	209	3-7	5	99	73	73	3	3	
DIV. I NON-CONF.	5- 7	207	3-7	5	99	72	72	3	3	
TOTALS	RPI 1-25	RPI 26-50	W-L RECORDS	RPI 51-100	RPI 101-150	RPI 150+				
5- 7	0- 2	1- 2	OVERALL	0- 0	2- 3	2- 0				
2- 4	0- 1	0- 1	HOME	0- 0	0- 2	2- 0				
2- 1	0- 1	1- 0	AWAY	0- 0	1- 0	0- 0				
1- 2	0- 0	0- 1	NEUTRAL	0- 0	1- 1	0- 0				
5- 7	0- 2	1- 2	NON-CONFERENCE	0- 0	2- 3	2- 0				
2- 4	0- 1	0- 1	HOME	0- 0	0- 2	2- 0				
2- 1	0- 1	1- 0	AWAY	0- 0	1- 0	0- 0				
1- 2	0- 0	0- 1	NEUTRAL	0- 0	1- 1	0- 0				
0- 0	0- 0	0- 0	CONFERENCE	0- 0	0- 0	0- 0				
0- 0	0- 0	0- 0	HOME	0- 0	0- 0	0- 0				
0- 0	0- 0	0- 0	AWAY	0- 0	0- 0	0- 0				
0- 0	0- 0	0- 0	NEUTRAL	0- 0	0- 0	0- 0				

RPI 1-25				RPI 26-50				RPI 51-100				RPI 101+			
RPI	S	Opponent	Score	RPI	S	Opponent	Score	RPI	S	Opponent	Score	RPI	S	Opponent	Score
1	A	UConn	57 81	32	N	FGCU	60 69					120	N	South Dakota St.	59 65
8	H	DePaul	94 105	33	H	Minnesota	67 75					133	H	Tennessee	63 74
				43	A	Michigan	76 72					137	H	Michigan St.	69 72
												139	N	South Fla.	67 51
												142	A	Fordham	60 55
												190	H	Toledo	54 51
												284	H	Loyola Maryland	84 60
LAST 10 Division I															
		8 H DePaul	94 105			120 N South Dakota St.	59 65								
		1 A UConn	57 81			32 N FGCU	60 69								
		33 H Minnesota	67 75			43 A Michigan	76 72								
		139 N South Fla.	67 51			190 H Toledo	54 51								
		133 H Tennessee	63 74			137 H Michigan St.	69 72								

Non-Div I Games:

Notre Dame

Average RPI Win:	332	WON-LOST	WINNING	LAST 10	STRENGTH OF	OPP. STRENGTH	TEAM	ADJ.	CONF.	ADJ CONF.
Average RPI Loss:	145	RECORD	PCT. RANK	GAMES	SCHEDULE	OF SCHEDULE	RPI	RPI	RPI	RPI
DIV. I ONLY	3- 6	233	3-6	287	249	280	280	18	18	
DIV. I NON-CONF.	3- 6	234	3-6	291	252	282	282	18	18	
TOTALS	RPI 1-25	RPI 26-50	W-L RECORDS	RPI 51-100	RPI 101-150	RPI 150+				
3- 6	0- 0	0- 1	OVERALL	0- 1	0- 2	3- 2				
0- 2	0- 0	0- 0	HOME	0- 1	0- 1	0- 0				
2- 4	0- 0	0- 1	AWAY	0- 0	0- 1	2- 2				
1- 0	0- 0	0- 0	NEUTRAL	0- 0	0- 0	1- 0				
3- 6	0- 0	0- 1	NON-CONFERENCE	0- 1	0- 2	3- 2				
0- 2	0- 0	0- 0	HOME	0- 1	0- 1	0- 0				
2- 4	0- 0	0- 1	AWAY	0- 0	0- 1	2- 2				
1- 0	0- 0	0- 0	NEUTRAL	0- 0	0- 0	1- 0				
0- 0	0- 0	0- 0	CONFERENCE	0- 0	0- 0	0- 0				
0- 0	0- 0	0- 0	HOME	0- 0	0- 0	0- 0				
0- 0	0- 0	0- 0	AWAY	0- 0	0- 0	0- 0				
0- 0	0- 0	0- 0	NEUTRAL	0- 0	0- 0	0- 0				

RPI	S	Opponent	Score	RPI	S	Opponent	Score	RPI	S	Opponent	Score	RPI	S	Opponent	Score	Team's RPI: 280
43	A	Michigan	64 79	62	H	Central Mich.	47 65	119	H	Bradley	58 74	137	A	Michigan St.	56 76	
								232	A	Niagara	63 77	275	A	St. Bonaventure	66 80	
								313	A	FIU	58 49	341	N	Jacksonville St.	61 55	
								343	A	Chicago St.	98 70					
LAST 10 Division I																
62	H	Central Mich.	47 65	313	A	FIU	58 49									
275	A	St. Bonaventure	66 80	232	A	Niagara	63 77									
43	A	Michigan	64 79	137	A	Michigan St.	56 76									
341	N	Jacksonville St.	61 55	343	A	Chicago St.	98 70									
				119	H	Bradley	58 74									

Non-Div I Games: Lourdes 72 53 Concordia (MI) 76 42

Oakland

Loss, Non-Conf, S Site, H Home A Away N Neutral

Average RPI Win:	207	WON-LOST	WINNING	LAST 10	STRENGTH OF	OPP. STRENGTH	TEAM	ADJ.	CONF.	ADJ CONF.
Average RPI Loss:	81	RECORD	PCT. RANK	GAMES	SCHEDULE	OF SCHEDULE	RPI	RPI	RPI	RPI
DIV. I ONLY	6- 4	123	6-4	162	129	107	107	10	10	
DIV. I NON-CONF.	6- 4	121	6-4	164	129	107	107	10	10	
TOTALS	RPI 1-25	RPI 26-50	W-L RECORDS	RPI 51-100	RPI 101-150	RPI 150+				
6- 4	1- 1	0- 0	OVERALL	1- 1	0- 2	4- 0				
4- 0	0- 0	0- 0	HOME	1- 0	0- 0	3- 0				
1- 3	1- 1	0- 0	AWAY	0- 1	0- 1	0- 0				
1- 1	0- 0	0- 0	NEUTRAL	0- 0	0- 1	1- 0				
6- 4	1- 1	0- 0	NON-CONFERENCE	1- 1	0- 2	4- 0				
4- 0	0- 0	0- 0	HOME	1- 0	0- 0	3- 0				
1- 3	1- 1	0- 0	AWAY	0- 1	0- 1	0- 0				
1- 1	0- 0	0- 0	NEUTRAL	0- 0	0- 1	1- 0				
0- 0	0- 0	0- 0	CONFERENCE	0- 0	0- 0	0- 0				
0- 0	0- 0	0- 0	HOME	0- 0	0- 0	0- 0				
0- 0	0- 0	0- 0	AWAY	0- 0	0- 0	0- 0				
0- 0	0- 0	0- 0	NEUTRAL	0- 0	0- 0	0- 0				

RPI 1-25				RPI 26-50				RPI 51-100				RPI 101+				Team's RPI: 107
RPI	S	Opponent	Score	RPI	S	Opponent	Score	RPI	S	Opponent	Score	RPI	S	Opponent	Score	
17	A	TCU	72 79					54	H	IUPUI	70 64	109	A	Syracuse	54 66	
21	A	Ohio St.	74 68					84	A	Texas	60 73	112	N	Butler	55 60	
												206	H	American	81 69	
												292	N	Pittsburgh	72 50	
												320	H	Marshall	67 51	
												351	H	Incarnate Word	78 41	
LAST 10 Division I																
				84	A	Texas	60 73			351	H	Incarnate Word	78 41			
				17	A	TCU	72 79			21	A	Ohio St.	74 68			
				54	H	IUPUI	70 64			320	H	Marshall	67 51			
				112	N	Butler	55 60			206	H	American	81 69			
				292	N	Pittsburgh	72 50			109	A	Syracuse	54 66			

Non-Div I Games:

Ohio

 Loss,
 Non-Conf,
S Site,
H Home
A Away
N Neutral

Average RPI Win:	142	WON-LOST	WINNING	LAST 10	STRENGTH OF	OPP. STRENGTH	TEAM	ADJ.	CONF.	ADJ CONF.
Average RPI Loss:	34	RECORD	PCT. RANK	GAMES	SCHEDULE	OF SCHEDULE	RPI	RPI	RPI	RPI
DIV. I ONLY	7- 4	102	6-4	8	51	21	21	2	2	
DIV. I NON-CONF.	7- 4	102	6-4	8	51	21	21	2	2	
TOTALS	RPI 1-25	RPI 26-50	W-L RECORDS	RPI 51-100	RPI 101-150	RPI 150+				
7- 4	1- 3	1- 0	OVERALL	1- 0	2- 1	2- 0				
2- 2	1- 1	0- 0	HOME	0- 0	0- 1	1- 0				
3- 1	0- 1	0- 0	AWAY	1- 0	1- 0	1- 0				
2- 1	0- 1	1- 0	NEUTRAL	0- 0	1- 0	0- 0				
7- 4	1- 3	1- 0	NON-CONFERENCE	1- 0	2- 1	2- 0				
2- 2	1- 1	0- 0	HOME	0- 0	0- 1	1- 0				
3- 1	0- 1	0- 0	AWAY	1- 0	1- 0	1- 0				
2- 1	0- 1	1- 0	NEUTRAL	0- 0	1- 0	0- 0				
0- 0	0- 0	0- 0	CONFERENCE	0- 0	0- 0	0- 0				
0- 0	0- 0	0- 0	HOME	0- 0	0- 0	0- 0				
0- 0	0- 0	0- 0	AWAY	0- 0	0- 0	0- 0				
0- 0	0- 0	0- 0	NEUTRAL	0- 0	0- 0	0- 0				

RPI 1-25				RPI 26-50				RPI 51-100				RPI 101+			
RPI	S	Opponent	Score	RPI	S	Opponent	Score	RPI	S	Opponent	Score	RPI	S	Opponent	Score
1	H	UConn	62 73	36	N	UNI	64 46	76	A	Kent St.	75 65	107	H	Ohio	68 74
3	H	Louisville	67 60									122	A	Cincinnati	78 73
4	A	Stanford	52 71									141	N	Valparaiso	89 38
22	N	South Dakota	53 68									272	H	Radford	70 57
												347	A	Sacramento St.	104 74
LAST 10 Division I															
347	A	Sacramento St.	104 74	22	N	South Dakota	53 68	1	H	UConn	62 73				
4	A	Stanford	52 71					76	A	Kent St.	75 65				
272	H	Radford	70 57					107	H	Ohio	68 74				
3	H	Louisville	67 60					122	A	Cincinnati	78 73				
36	N	UNI	64 46												

Non-Div I Games:

Ohio St.

Average RPI Win:	121	WON-LOST	WINNING	LAST 10	STRENGTH OF	OPP. STRENGTH	TEAM	ADJ.	CONF.	ADJ CONF.
Average RPI Loss:	55	RECORD	PCT. RANK	GAMES	SCHEDULE	OF SCHEDULE	RPI	RPI	RPI	RPI
DIV. I ONLY	7- 5	127	5-5	6	46	39	39	5	5	
DIV. I NON-CONF.	7- 5	127	5-5	6	47	39	39	5	5	
TOTALS	RPI 1-25	RPI 26-50	W-L RECORDS	RPI 51-100	RPI 101-150	RPI 150+				
7- 5	0- 2	2- 1	OVERALL	1- 0	2- 2	2- 0				
7- 1	0- 1	2- 0	HOME	1- 0	2- 0	2- 0				
0- 3	0- 0	0- 1	AWAY	0- 0	0- 2	0- 0				
0- 1	0- 1	0- 0	NEUTRAL	0- 0	0- 0	0- 0				
7- 5	0- 2	2- 1	NON-CONFERENCE	1- 0	2- 2	2- 0				
7- 1	0- 1	2- 0	HOME	1- 0	2- 0	2- 0				
0- 3	0- 0	0- 1	AWAY	0- 0	0- 2	0- 0				
0- 1	0- 1	0- 0	NEUTRAL	0- 0	0- 0	0- 0				
0- 0	0- 0	0- 0	CONFERENCE	0- 0	0- 0	0- 0				
0- 0	0- 0	0- 0	HOME	0- 0	0- 0	0- 0				
0- 0	0- 0	0- 0	AWAY	0- 0	0- 0	0- 0				
0- 0	0- 0	0- 0	NEUTRAL	0- 0	0- 0	0- 0				

RPI 1-25				RPI 26-50				Team's RPI: 39	RPI 51-100				RPI 101+			
RPI	S	Opponent	Score	RPI	S	Opponent	Score		RPI	S	Opponent	Score	RPI	S	Opponent	Score
1	N	UConn	53 97	29	H	LSU	90 68		88	H	Abilene Christian	78 65	105	A	Houston	69 85
2	H	Missouri St.	90 96	31	A	Western Ky.	63 74						136	A	Wichita St.	83 88
				34	H	Drake	93 84						138	H	UAB	82 75
													150	H	SFA	75 62
													176	H	Sam Houston St.	95 71
													229	H	Prairie View	94 48
LAST 10 Division I																
1	N	UConn	53 97	136	A	Wichita St.	83 88									
34	H	Drake	93 84	88	H	Abilene Christian	78 65									
176	H	Sam Houston St.	95 71	105	A	Houston	69 85									
29	H	LSU	90 68	150	H	SFA	75 62									
31	A	Western Ky.	63 74	2	H	Missouri St.	90 96									

Non-Div I Games:

Oklahoma

■ Loss,
 ■ Non-Conf, S Site,
 ■ Home
 ■ Away
 N Neutral

Average RPI Win:	190	WON-LOST	WINNING	LAST 10	STRENGTH OF	OPP. STRENGTH	TEAM	ADJ.	CONF.	ADJ CONF.
Average RPI Loss:	12	RECORD	PCT. RANK	GAMES	SCHEDULE	OF SCHEDULE	RPI	RPI	RPI	RPI
DIV. I ONLY	8- 3	69	7-3	108	26	52	52	5	5	
DIV. I NON-CONF.	8- 3	68	7-3	107	25	53	53	5	5	
TOTALS	RPI 1-25	RPI 26-50	W-L RECORDS	RPI 51-100	RPI 101-150	RPI 150+				
8- 3	0- 3	0- 0	OVERALL	2- 0	1- 0	5- 0				
6- 0	0- 0	0- 0	HOME	1- 0	1- 0	4- 0				
1- 1	0- 1	0- 0	AWAY	0- 0	0- 0	1- 0				
1- 2	0- 2	0- 0	NEUTRAL	1- 0	0- 0	0- 0				
8- 3	0- 3	0- 0	NON-CONFERENCE	2- 0	1- 0	5- 0				
6- 0	0- 0	0- 0	HOME	1- 0	1- 0	4- 0				
1- 1	0- 1	0- 0	AWAY	0- 0	0- 0	1- 0				
1- 2	0- 2	0- 0	NEUTRAL	1- 0	0- 0	0- 0				
0- 0	0- 0	0- 0	CONFERENCE	0- 0	0- 0	0- 0				
0- 0	0- 0	0- 0	HOME	0- 0	0- 0	0- 0				
0- 0	0- 0	0- 0	AWAY	0- 0	0- 0	0- 0				
0- 0	0- 0	0- 0	NEUTRAL	0- 0	0- 0	0- 0				

RPI 1-25				RPI 26-50				RPI 51-100 Team's RPI: 52				RPI 101+			
RPI	S	Opponent	Score	RPI	S	Opponent	Score	RPI	S	Opponent	Score	RPI	S	Opponent	Score
3	N	Louisville	48 69					90	N	UT Arlington	60 47	148	H	Lamar University	74 53
9	A	Texas A&M	62 74					93	H	Idaho	62 47	209	H	Rice	69 38
23	N	Oregon	72 89									218	H	Oral Roberts	78 44
												252	A	Tulsa	78 48
												256	H	Idaho St.	70 52
												257	H	Southern U.	72 59
LAST 10 Division I															
218	H	Oral Roberts	78 44	23	N	Oregon	72 89	209	H	Rice	69 38				
257	H	Southern U.	72 59	256	H	Idaho St.	70 52	252	A	Tulsa	78 48				
9	A	Texas A&M	62 74	148	H	Lamar University	74 53								
90	N	UT Arlington	60 47												
3	N	Louisville	48 69												

Non-Div I Games:

Oklahoma St.

Average RPI Win:	202	WON-LOST	WINNING	LAST 10	STRENGTH OF	OPP. STRENGTH	TEAM	ADJ.	CONF.	ADJ CONF.
Average RPI Loss:	107	RECORD	PCT. RANK	GAMES	SCHEDULE	OF SCHEDULE	RPI	RPI	RPI	RPI
DIV. I ONLY	10- 2	34	8-2	244	142	59	59	14	14	
DIV. I NON-CONF.	10- 2	34	8-2	247	146	60	60	14	14	
TOTALS	RPI 1-25	RPI 26-50	W-L RECORDS	RPI 51-100	RPI 101-150	RPI 150+				
10- 2	0- 1	0- 0	OVERALL	3- 0	0- 0	7- 1				
6- 0	0- 0	0- 0	HOME	1- 0	0- 0	5- 0				
3- 2	0- 1	0- 0	AWAY	1- 0	0- 0	2- 1				
1- 0	0- 0	0- 0	NEUTRAL	1- 0	0- 0	0- 0				
10- 2	0- 1	0- 0	NON-CONFERENCE	3- 0	0- 0	7- 1				
6- 0	0- 0	0- 0	HOME	1- 0	0- 0	5- 0				
3- 2	0- 1	0- 0	AWAY	1- 0	0- 0	2- 1				
1- 0	0- 0	0- 0	NEUTRAL	1- 0	0- 0	0- 0				
0- 0	0- 0	0- 0	CONFERENCE	0- 0	0- 0	0- 0				
0- 0	0- 0	0- 0	HOME	0- 0	0- 0	0- 0				
0- 0	0- 0	0- 0	AWAY	0- 0	0- 0	0- 0				
0- 0	0- 0	0- 0	NEUTRAL	0- 0	0- 0	0- 0				

RPI 1-25				RPI 26-50				RPI 51-100				Team's RPI: 59	RPI 101+			
RPI	S	Opponent	Score	RPI	S	Opponent	Score	RPI	S	Opponent	Score		RPI	S	Opponent	Score
20	A	Virginia	53 56					93	N	Idaho	67 55		166	H	Hampton	75 38
								97	H	Richmond	73 51		172	A	William & Mary	69 58
								100	A	Auburn	89 77		193	A	VCU	49 62
													221	H	Campbell	59 44
													228	H	Mt. St. Mary's	85 34
													308	H	Winthrop	68 44
													310	H	UMES	48 39
													322	A	Cal Poly	61 55
LAST 10 Division I																
				228	H	Mt. St. Mary's	85 34					172	A	William & Mary	69 58	
				166	H	Hampton	75 38					93	N	Idaho	67 55	
				97	H	Richmond	73 51					322	A	Cal Poly	61 55	
				193	A	VCU	49 62					20	A	Virginia	53 56	
				310	H	UMES	48 39					308	H	Winthrop	68 44	

Non-Div I Games:

Old Dominion

■ Loss,
 ■ Non-Conf, S Site,
 ■ Home
 ■ Away
 N Neutral

Average RPI Loss: 197

Average RPI Win: 278		WON-LOST	WINNING	LAST 10	STRENGTH OF	OPP. STRENGTH	TEAM	ADJ.	CONF.	ADJ CONF.
Average RPI Loss: 197		RECORD	PCT. RANK	GAMES	SCHEDULE	OF SCHEDULE	RPI	RPI	RPI	RPI
DIV. I ONLY		6- 6	162	4-6	276	344	297	297	4	4
DIV. I NON-CONF.		6- 6	162	4-6	279	344	298	298	4	4
-----		-----								
TOTALS	RPI 1-25	RPI 26-50		W-L RECORDS	RPI 51-100		RPI 101-150		RPI 150+	
6- 6	0- 0	0- 0		OVERALL	0- 0		0- 0		6- 6	
5- 3	0- 0	0- 0		HOME	0- 0		0- 0		5- 3	
0- 2	0- 0	0- 0		AWAY	0- 0		0- 0		0- 2	
1- 1	0- 0	0- 0		NEUTRAL	0- 0		0- 0		1- 1	
6- 6	0- 0	0- 0		NON-CONFERENCE	0- 0		0- 0		6- 6	
5- 3	0- 0	0- 0		HOME	0- 0		0- 0		5- 3	
0- 2	0- 0	0- 0		AWAY	0- 0		0- 0		0- 2	
1- 1	0- 0	0- 0		NEUTRAL	0- 0		0- 0		1- 1	
0- 0	0- 0	0- 0		CONFERENCE	0- 0		0- 0		0- 0	
0- 0	0- 0	0- 0		HOME	0- 0		0- 0		0- 0	
0- 0	0- 0	0- 0		AWAY	0- 0		0- 0		0- 0	
0- 0	0- 0	0- 0		NEUTRAL	0- 0		0- 0		0- 0	

RPI 1-25				RPI 26-50				RPI 51-100				RPI 101+				Team's RPI: 297	
RPI	S	Opponent	Score	RPI	S	Opponent	Score	RPI	S	Opponent	Score	RPI	S	Opponent	Score		
												155	H	Louisiana	42	53	
												156	H	Southeast Mo. St.	53	70	
												176	H	Sam Houston St.	75	69	
												182	A	Texas Tech	48	84	
												194	H	New Orleans	64	69	
												200	A	Southern Miss.	53	59	
												222	H	Louisiana Tech	76	53	
												267	H	Ga. Southern	69	66	
												292	N	Pittsburgh	50	58	
												319	N	Alcorn	73	55	
												335	H	Mississippi Val.	72	53	
												348	H	La.-Monroe	66	42	
LAST 10 Division I																	
				155	H	Louisiana	42	53	319	N	Alcorn	73	55				
				267	H	Ga. Southern	69	66	176	H	Sam Houston St.	75	69				
				156	H	Southeast Mo. St.	53	70	222	H	Louisiana Tech	76	53				
				182	A	Texas Tech	48	84	200	A	Southern Miss.	53	59				
				292	N	Pittsburgh	50	58	194	H	New Orleans	64	69				

Non-Div I Games:

Ole Miss

■ Loss, ■ Non-Conf, S Site, H Home A Away N Neutral

Average RPI Win:	280	WON-LOST	WINNING	LAST 10	STRENGTH OF	OPP. STRENGTH	TEAM	ADJ.	CONF.	ADJ CONF.
Average RPI Loss:	140	RECORD	PCT. RANK	GAMES	SCHEDULE	OF SCHEDULE	RPI	RPI	RPI	RPI
DIV. I ONLY	3- 8	266	3-7	124	259	270	270	17	17	
DIV. I NON-CONF.	3- 8	266	3-7	123	262	270	270	17	17	
TOTALS	RPI 1-25	RPI 26-50	W-L RECORDS	RPI 51-100	RPI 101-150	RPI 150+				
3- 8	0- 1	0- 2	OVERALL	0- 0	0- 1	3- 4				
2- 3	0- 1	0- 1	HOME	0- 0	0- 1	2- 0				
0- 4	0- 0	0- 1	AWAY	0- 0	0- 0	0- 3				
1- 1	0- 0	0- 0	NEUTRAL	0- 0	0- 0	1- 1				
3- 8	0- 1	0- 2	NON-CONFERENCE	0- 0	0- 1	3- 4				
2- 3	0- 1	0- 1	HOME	0- 0	0- 1	2- 0				
0- 4	0- 0	0- 1	AWAY	0- 0	0- 0	0- 3				
1- 1	0- 0	0- 0	NEUTRAL	0- 0	0- 0	1- 1				
0- 0	0- 0	0- 0	CONFERENCE	0- 0	0- 0	0- 0				
0- 0	0- 0	0- 0	HOME	0- 0	0- 0	0- 0				
0- 0	0- 0	0- 0	AWAY	0- 0	0- 0	0- 0				
0- 0	0- 0	0- 0	NEUTRAL	0- 0	0- 0	0- 0				

RPI	S	Opponent	Score	RPI	S	Opponent	Score	RPI	S	Opponent	Score	RPI	S	Opponent	Score
14	H	Creighton	54 67	36	H	UNI	45 81					132	H	Cleveland St.	66 79
				44	A	Kansas	48 63					193	N	VCU	66 74
												212	A	Kansas St.	48 73
												226	H	UMKC	57 53
												237	A	Northern Ky.	40 57
												253	A	Eastern Ill.	52 65
												279	H	Morgan St.	70 64
												335	N	Mississippi Val.	78 70
LAST 10 Division I															
132	H	Cleveland St.	66 79	193	N	VCU	66 74								
36	H	UNI	45 81	237	A	Northern Ky.	40 57								
253	A	Eastern Ill.	52 65	279	H	Morgan St.	70 64								
226	H	UMKC	57 53	44	A	Kansas	48 63								
335	N	Mississippi Val.	78 70	212	A	Kansas St.	48 73								

Non-Div I Games: Peru St. 92 58 Graceland (IA) 85 46

Omaha

Loss, Non-Conf, S Site, H Home A Away N Neutral

Oral Roberts

Through Games Of Dec. 22, 2019

Average RPI Win:	161	WON-LOST	WINNING	LAST 10	STRENGTH OF	OPP. STRENGTH	TEAM	ADJ.	CONF.	ADJ CONF.
Average RPI Loss:	163	RECORD	PCT. RANK	GAMES	SCHEDULE	OF SCHEDULE	RPI	RPI	RPI	RPI
DIV. I ONLY	3- 8	266	2-8	59	296	218	218	17	17	
DIV. I NON-CONF.	3- 8	266	2-8	61	298	219	219	17	17	
TOTALS	RPI 1-25	RPI 26-50	W-L RECORDS	RPI 51-100	RPI 101-150	RPI 150+				
3- 8	0- 0	0- 0	OVERALL	0- 2	1- 1	2- 5				
3- 1	0- 0	0- 0	HOME	0- 0	1- 0	2- 1				
0- 7	0- 0	0- 0	AWAY	0- 2	0- 1	0- 4				
0- 0	0- 0	0- 0	NEUTRAL	0- 0	0- 0	0- 0				
3- 8	0- 0	0- 0	NON-CONFERENCE	0- 2	1- 1	2- 5				
3- 1	0- 0	0- 0	HOME	0- 0	1- 0	2- 1				
0- 7	0- 0	0- 0	AWAY	0- 2	0- 1	0- 4				
0- 0	0- 0	0- 0	NEUTRAL	0- 0	0- 0	0- 0				
0- 0	0- 0	0- 0	CONFERENCE	0- 0	0- 0	0- 0				
0- 0	0- 0	0- 0	HOME	0- 0	0- 0	0- 0				
0- 0	0- 0	0- 0	AWAY	0- 0	0- 0	0- 0				
0- 0	0- 0	0- 0	NEUTRAL	0- 0	0- 0	0- 0				

RPI 1-25				RPI 26-50				RPI 51-100				RPI 101+				Team's RPI: 218	
RPI	S	Opponent	Score	RPI	S	Opponent	Score	RPI	S	Opponent	Score	RPI	S	Opponent	Score		
								51	A	Arkansas	64	96	101	A	Nebraska	67	77
								52	A	Oklahoma St.	44	78	136	H	Wichita St.	79	66
												169	A	Southern Utah	58	72	
												170	H	Texas St.	63	57	
												176	H	Sam Houston St.	64	41	
												196	A	Utah	58	78	
												212	A	Kansas St.	69	109	
												252	A	Tulsa	65	67	
												268	H	Houston Baptist	73	74	
LAST 10 Division I																	
				52	A	Oklahoma St.	44	78	268	H	Houston Baptist	73	74				
				101	A	Nebraska	67	77	252	A	Tulsa	65	67				
				196	A	Utah	58	78	212	A	Kansas St.	69	109				
				169	A	Southern Utah	58	72	51	A	Arkansas	64	96				
				176	H	Sam Houston St.	64	41	136	H	Wichita St.	79	66				

Non-Div I Games: Cent. Christian (KS114 60

Oral Roberts

Loss, Non-Conf, S Site, H Home A Away N Neutral

Oregon

Through Games Of Dec. 22, 2019

Average RPI Win:	160	WON-LOST	WINNING	LAST 10	STRENGTH OF	OPP. STRENGTH	TEAM	ADJ.	CONF.	ADJ CONF.
Average RPI Loss:	3	RECORD	PCT. RANK	GAMES	SCHEDULE	OF SCHEDULE	RPI	RPI	RPI	RPI
DIV. I ONLY	10- 1	17	9-1	110	41	23	23	1	1	
DIV. I NON-CONF.	10- 1	17	9-1	109	42	23	23	1	1	
TOTALS	RPI 1-25	RPI 26-50	W-L RECORDS	RPI 51-100	RPI 101-150	RPI 150+				
10- 1	0- 1	0- 0	OVERALL	3- 0	2- 0	5- 0				
6- 0	0- 0	0- 0	HOME	1- 0	1- 0	4- 0				
2- 0	0- 0	0- 0	AWAY	0- 0	1- 0	1- 0				
2- 1	0- 1	0- 0	NEUTRAL	2- 0	0- 0	0- 0				
10- 1	0- 1	0- 0	NON-CONFERENCE	3- 0	2- 0	5- 0				
6- 0	0- 0	0- 0	HOME	1- 0	1- 0	4- 0				
2- 0	0- 0	0- 0	AWAY	0- 0	1- 0	1- 0				
2- 1	0- 1	0- 0	NEUTRAL	2- 0	0- 0	0- 0				
0- 0	0- 0	0- 0	CONFERENCE	0- 0	0- 0	0- 0				
0- 0	0- 0	0- 0	HOME	0- 0	0- 0	0- 0				
0- 0	0- 0	0- 0	AWAY	0- 0	0- 0	0- 0				
0- 0	0- 0	0- 0	NEUTRAL	0- 0	0- 0	0- 0				

RPI 1-25				RPI 26-50				RPI 51-100				RPI 101+			
RPI	S	Opponent	Score	RPI	S	Opponent	Score	RPI	S	Opponent	Score	RPI	S	Opponent	Score
3	N	Louisville	62 72					52	N	Oklahoma St.	89 72	109	A	Syracuse	81 64
								85	H	Texas Southern	99 63	120	H	South Dakota St.	95 56
								90	N	UT Arlington	91 54	189	H	Northeastern	89 47
												212	H	Kansas St.	89 51
												235	A	Long Beach St.	81 45
												243	H	Utah St.	109 52
												269	H	UC Riverside	84 41
LAST 10 Division I															
				212	H	Kansas St.	89 51	90	N	UT Arlington	91 54				
				269	H	UC Riverside	84 41	109	A	Syracuse	81 64				
				235	A	Long Beach St.	81 45	52	N	Oklahoma St.	89 72				
				120	H	South Dakota St.	95 56	85	H	Texas Southern	99 63				
				3	N	Louisville	62 72	243	H	Utah St.	109 52				

Non-Div I Games:

Oregon

■ Loss,
 ■ Non-Conf, S Site,
 ■ Home
 ■ Away
 N Neutral

Average RPI Win:	123	WON-LOST	WINNING	LAST 10	STRENGTH OF	OPP. STRENGTH	TEAM	ADJ.	CONF.	ADJ CONF.
Average RPI Loss:	0	RECORD	PCT. RANK	GAMES	SCHEDULE	OF SCHEDULE	RPI	RPI	RPI	RPI
DIV. I ONLY	11- 0	1	10-0	41	20	5	5	1	1	
DIV. I NON-CONF.	11- 0	1	10-0	42	19	5	5	1	1	
TOTALS	RPI 1-25	RPI 26-50	W-L RECORDS	RPI 51-100	RPI 101-150	RPI 150+				
11- 0	2- 0	1- 0	OVERALL	1- 0	2- 0	5- 0				
7- 0	2- 0	0- 0	HOME	1- 0	0- 0	4- 0				
1- 0	0- 0	1- 0	AWAY	0- 0	0- 0	0- 0				
3- 0	0- 0	0- 0	NEUTRAL	0- 0	2- 0	1- 0				
11- 0	2- 0	1- 0	NON-CONFERENCE	1- 0	2- 0	5- 0				
7- 0	2- 0	0- 0	HOME	1- 0	0- 0	4- 0				
1- 0	0- 0	1- 0	AWAY	0- 0	0- 0	0- 0				
3- 0	0- 0	0- 0	NEUTRAL	0- 0	2- 0	1- 0				
0- 0	0- 0	0- 0	CONFERENCE	0- 0	0- 0	0- 0				
0- 0	0- 0	0- 0	HOME	0- 0	0- 0	0- 0				
0- 0	0- 0	0- 0	AWAY	0- 0	0- 0	0- 0				
0- 0	0- 0	0- 0	NEUTRAL	0- 0	0- 0	0- 0				

RPI 1-25				Team's RPI: 5				RPI 26-50				RPI 51-100				RPI 101+			
RPI	S	Opponent	Score					RPI	S	Opponent	Score					RPI	S	Opponent	Score
2	H	Missouri St.	80 69					30	A	Miami (FL)	75 53					81	H	Pacific	69 57
8	H	DePaul	98 77																
LAST 10 Division I																			
		118 N	BYU	65 34						30	A	Miami (FL)	75 53						
		223 N	Northern Ariz.	91 57						169	H	Southern Utah	95 45						
		243	H	Utah St.	75 46					2	H	Missouri St.	80 69						
		151	H	Hawaii	64 32					8	H	DePaul	98 77						
		111 N	Liberty	68 55						81	H	Pacific	69 57						

Non-Div I Games:

Oregon St.

■ Loss,
 ■ Non-Conf, S Site,
 ■ Home
 ■ Away
 N Neutral

Average RPI Win:	223	WON-LOST	WINNING	LAST 10	STRENGTH OF	OPP. STRENGTH	TEAM	ADJ.	CONF.	ADJ CONF.
Average RPI Loss:	75	RECORD	PCT. RANK	GAMES	SCHEDULE	OF SCHEDULE	RPI	RPI	RPI	RPI
DIV. I ONLY	7- 4	102	6-4	147	86	81	81	12	12	
DIV. I NON-CONF.	7- 4	102	6-4	146	86	81	81	12	12	
TOTALS	RPI 1-25	RPI 26-50	W-L RECORDS	RPI 51-100	RPI 101-150	RPI 150+				
7- 4	0- 2	0- 0	OVERALL	1- 1	0- 0	6- 1				
4- 0	0- 0	0- 0	HOME	0- 0	0- 0	4- 0				
2- 3	0- 2	0- 0	AWAY	1- 1	0- 0	1- 0				
1- 1	0- 0	0- 0	NEUTRAL	0- 0	0- 0	1- 1				
7- 4	0- 2	0- 0	NON-CONFERENCE	1- 1	0- 0	6- 1				
4- 0	0- 0	0- 0	HOME	0- 0	0- 0	4- 0				
2- 3	0- 2	0- 0	AWAY	1- 1	0- 0	1- 0				
1- 1	0- 0	0- 0	NEUTRAL	0- 0	0- 0	1- 1				
0- 0	0- 0	0- 0	CONFERENCE	0- 0	0- 0	0- 0				
0- 0	0- 0	0- 0	HOME	0- 0	0- 0	0- 0				
0- 0	0- 0	0- 0	AWAY	0- 0	0- 0	0- 0				
0- 0	0- 0	0- 0	NEUTRAL	0- 0	0- 0	0- 0				

RPI 1-25				RPI 26-50				RPI 51-100 Team's RPI: 81				RPI 101+			
RPI	S	Opponent	Score	RPI	S	Opponent	Score	RPI	S	Opponent	Score	RPI	S	Opponent	Score
5	A	Oregon St.	57 69					63	A	Drexel	58 51	190	N	Toledo	65 66
10	A	UCLA	57 68					96	A	CSU Bakersfield	70 80	192	H	SMU	77 49
												226	H	UMKC	89 60
												249	N	St. Francis Brooklyn	71 62
												264	H	Weber St.	76 53
												276	A	UC Santa Barbara	63 53
												289	H	Indiana St.	83 66
LAST 10 Division I															
190	N	Toledo	65 66	192	H	SMU	77 49								
249	N	St. Francis Brooklyn	71 62	289	H	Indiana St.	83 66								
10	A	UCLA	57 68	264	H	Weber St.	76 53								
96	A	CSU Bakersfield	70 80	63	A	Drexel	58 51								
276	A	UC Santa Barbara	63 53	5	A	Oregon St.	57 69								

Non-Div I Games:

Pacific

■ Loss,
 ■ Non-Conf,
 ■ S Site,
 ■ Home
 ■ A Away
 N Neutral

Average RPI Win:	212	WON-LOST	WINNING	LAST 10	STRENGTH OF	OPP. STRENGTH	TEAM	ADJ.	CONF.	ADJ CONF.
Average RPI Loss:	24	RECORD	PCT. RANK	GAMES	SCHEDULE	OF SCHEDULE	RPI	RPI	RPI	RPI
DIV. I ONLY	8- 1	30	8-1	324	16	89	89	8	8	
DIV. I NON-CONF.	8- 1	30	8-1	324	15	89	89	8	8	
TOTALS	RPI 1-25	RPI 26-50	W-L RECORDS	RPI 51-100	RPI 101-150	RPI 150+				
8- 1	0- 1	0- 0	OVERALL	1- 0	1- 0	6- 0				
5- 0	0- 0	0- 0	HOME	1- 0	0- 0	4- 0				
3- 1	0- 1	0- 0	AWAY	0- 0	1- 0	2- 0				
0- 0	0- 0	0- 0	NEUTRAL	0- 0	0- 0	0- 0				
8- 1	0- 1	0- 0	NON-CONFERENCE	1- 0	1- 0	6- 0				
5- 0	0- 0	0- 0	HOME	1- 0	0- 0	4- 0				
3- 1	0- 1	0- 0	AWAY	0- 0	1- 0	2- 0				
0- 0	0- 0	0- 0	NEUTRAL	0- 0	0- 0	0- 0				
0- 0	0- 0	0- 0	CONFERENCE	0- 0	0- 0	0- 0				
0- 0	0- 0	0- 0	HOME	0- 0	0- 0	0- 0				
0- 0	0- 0	0- 0	AWAY	0- 0	0- 0	0- 0				
0- 0	0- 0	0- 0	NEUTRAL	0- 0	0- 0	0- 0				

RPI 1-25				RPI 26-50				RPI 51-100 Team's RPI: 89				RPI 101+			
RPI	S	Opponent	Score	RPI	S	Opponent	Score	RPI	S	Opponent	Score	RPI	S	Opponent	Score
24	A	Duke	50 66					63	H	Drexel	53 49	146	A	Saint Joseph's	55 45
												173	A	La Salle	65 49
												197	H	Iona	74 42
												217	H	Stetson	81 41
												281	H	Siena	92 44
												306	A	NJIT	85 51
												316	H	Hartford	74 46
LAST 10 Division I															
				63	H	Drexel	53 49					146	A	Saint Joseph's	55 45
				217	H	Stetson	81 41					197	H	Iona	74 42
				173	A	La Salle	65 49					306	A	NJIT	85 51
				316	H	Hartford	74 46					281	H	Siena	92 44
				24	A	Duke	50 66								

Non-Div I Games:

Penn

Average RPI Win:	245	WON-LOST	WINNING	LAST 10	STRENGTH OF	OPP. STRENGTH	TEAM	ADJ.	CONF.	ADJ CONF.
Average RPI Loss:	140	RECORD	PCT. RANK	GAMES	SCHEDULE	OF SCHEDULE	RPI	RPI	RPI	RPI
DIV. I ONLY	6- 5	149	5-5	268	128	225	225	2	2	
DIV. I NON-CONF.	6- 5	148	5-5	273	128	225	225	2	2	
TOTALS	RPI 1-25	RPI 26-50	W-L RECORDS	RPI 51-100	RPI 101-150	RPI 150+				
6- 5	0- 1	0- 0	OVERALL	0- 0	1- 1	5- 3				
4- 3	0- 0	0- 0	HOME	0- 0	1- 1	3- 2				
1- 1	0- 1	0- 0	AWAY	0- 0	0- 0	1- 0				
1- 1	0- 0	0- 0	NEUTRAL	0- 0	0- 0	1- 1				
6- 5	0- 1	0- 0	NON-CONFERENCE	0- 0	1- 1	5- 3				
4- 3	0- 0	0- 0	HOME	0- 0	1- 1	3- 2				
1- 1	0- 1	0- 0	AWAY	0- 0	0- 0	1- 0				
1- 1	0- 0	0- 0	NEUTRAL	0- 0	0- 0	1- 1				
0- 0	0- 0	0- 0	CONFERENCE	0- 0	0- 0	0- 0				
0- 0	0- 0	0- 0	HOME	0- 0	0- 0	0- 0				
0- 0	0- 0	0- 0	AWAY	0- 0	0- 0	0- 0				
0- 0	0- 0	0- 0	NEUTRAL	0- 0	0- 0	0- 0				

RPI 1-25				RPI 26-50				RPI 51-100				RPI 101+ Team's RPI: 225			
RPI	S	Opponent	Score	RPI	S	Opponent	Score	RPI	S	Opponent	Score	RPI	S	Opponent	Score
12	A	Princeton	55 72									113	H	Rider	70 78
												142	H	Fordham	72 59
												167	H	George Mason	68 78
												173	H	La Salle	67 69
												184	H	Clemson	68 55
												235	N	Long Beach St.	56 64
												242	A	Towson	73 67
												285	H	Sacred Heart	88 65
												292	H	Pittsburgh	78 73
												323	N	N.C. Central	92 68
LAST 10 Division I															
12	A	Princeton	55 72	285	H	Sacred Heart	88 65								
292	H	Pittsburgh	78 73	184	H	Clemson	68 55								
323	N	N.C. Central	92 68	173	H	La Salle	67 69								
235	N	Long Beach St.	56 64	142	H	Fordham	72 59								
167	H	George Mason	68 78	113	H	Rider	70 78								

Non-Div I Games:

Penn St.

Pepperdine

Through Games Of Dec. 22, 2019

Average RPI Win:	293	WON-LOST	WINNING	LAST 10	STRENGTH OF	OPP. STRENGTH	TEAM	ADJ.	CONF.	ADJ CONF.
Average RPI Loss:	144	RECORD	PCT. RANK	GAMES	SCHEDULE	OF SCHEDULE	RPI	RPI	RPI	RPI
DIV. I ONLY	4- 4	162	4-4	337	112	290	290	12	12	
DIV. I NON-CONF.	4- 4	162	4-4	338	112	292	292	12	12	
TOTALS	RPI 1-25	RPI 26-50	W-L RECORDS	RPI 51-100	RPI 101-150	RPI 150+				
4- 4	0- 0	0- 0	OVERALL	0- 2	0- 0	4- 2				
2- 2	0- 0	0- 0	HOME	0- 0	0- 0	2- 2				
2- 2	0- 0	0- 0	AWAY	0- 2	0- 0	2- 0				
0- 0	0- 0	0- 0	NEUTRAL	0- 0	0- 0	0- 0				
4- 4	0- 0	0- 0	NON-CONFERENCE	0- 2	0- 0	4- 2				
2- 2	0- 0	0- 0	HOME	0- 0	0- 0	2- 2				
2- 2	0- 0	0- 0	AWAY	0- 2	0- 0	2- 0				
0- 0	0- 0	0- 0	NEUTRAL	0- 0	0- 0	0- 0				
0- 0	0- 0	0- 0	CONFERENCE	0- 0	0- 0	0- 0				
0- 0	0- 0	0- 0	HOME	0- 0	0- 0	0- 0				
0- 0	0- 0	0- 0	AWAY	0- 0	0- 0	0- 0				
0- 0	0- 0	0- 0	NEUTRAL	0- 0	0- 0	0- 0				

RPI 1-25				RPI 26-50				RPI 51-100				RPI 101+				Team's RPI: 290	
RPI	S	Opponent	Score	RPI	S	Opponent	Score	RPI	S	Opponent	Score	RPI	S	Opponent	Score		
								66	A	Boise St.	74	76	151	H	Hawaii	51	52
								98	A	Washington St.	48	85	259	A	Eastern Wash.	53	52
													259	H	UNLV	44	69
													273	H	UC Davis	70	67
													317	A	New Mexico St.	72	69
													322	H	Cal Poly	63	53
LAST 10 Division I																	
				273	H	UC Davis	70	67	66	A	Boise St.	74	76				
				259	H	UNLV	44	69	322	H	Cal Poly	63	53				
				259	A	Eastern Wash.	53	52	98	A	Washington St.	48	85				
				317	A	New Mexico St.	72	69									
				151	H	Hawaii	51	52									

Non-Div I Games: Concordia (CA) 76 57 Cal St. L.A. 79 56

Pepperdine

Loss, Non-Conf, S Site, H Home A Away N Neutral

Average RPI Win: 319		WON-LOST	WINNING	LAST 10	STRENGTH OF	OPP. STRENGTH	TEAM	ADJ.	CONF.	ADJ CONF.
Average RPI Loss: 139		RECORD	PCT. RANK	GAMES	SCHEDULE	OF SCHEDULE	RPI	RPI	RPI	RPI
DIV. I ONLY		3- 8	266	3-7	142	318	292	292	3	3
DIV. I NON-CONF.		3- 8	266	3-7	141	317	294	294	3	3
TOTALS		RPI 1-25	RPI 26-50	W-L RECORDS	RPI 51-100	RPI 101-150	RPI 150+			
3- 8	0- 0		0- 0	OVERALL	0- 2	0- 4	3- 2			
2- 4	0- 0		0- 0	HOME	0- 1	0- 2	2- 1			
0- 3	0- 0		0- 0	AWAY	0- 1	0- 1	0- 1			
1- 1	0- 0		0- 0	NEUTRAL	0- 0	0- 1	1- 0			
3- 8	0- 0		0- 0	NON-CONFERENCE	0- 2	0- 4	3- 2			
2- 4	0- 0		0- 0	HOME	0- 1	0- 2	2- 1			
0- 3	0- 0		0- 0	AWAY	0- 1	0- 1	0- 1			
1- 1	0- 0		0- 0	NEUTRAL	0- 0	0- 1	1- 0			
0- 0	0- 0		0- 0	CONFERENCE	0- 0	0- 0	0- 0			
0- 0	0- 0		0- 0	HOME	0- 0	0- 0	0- 0			
0- 0	0- 0		0- 0	AWAY	0- 0	0- 0	0- 0			
0- 0	0- 0		0- 0	NEUTRAL	0- 0	0- 0	0- 0			

RPI 1-25				RPI 26-50				RPI 51-100				RPI 101+				Team's RPI: 292	
RPI	S	Opponent	Score	RPI	S	Opponent	Score	RPI	S	Opponent	Score	RPI	S	Opponent	Score		
								79	A	UCF	58	74	106	H	Stony Brook	56	59
								95	H	Duquesne	62	81	107	N	Ohio	50	72
													122	A	Cincinnati	53	69
													140	H	Miami (OH)	71	80
													225	A	Penn St.	73	78
													238	H	Georgetown	56	66
													297	N	Ole Miss	58	50
													329	H	Fairleigh Dickinson	69	60
													331	H	Central Conn. St.	81	73
LAST 10 Division I																	
				225	A	Penn St.	73	78					122	A	Cincinnati	53	69
				297	N	Ole Miss	58	50					140	H	Miami (OH)	71	80
				107	N	Ohio	50	72					106	H	Stony Brook	56	59
				95	H	Duquesne	62	81					238	H	Georgetown	56	66
				329	H	Fairleigh Dickinson	69	60					331	H	Central Conn. St.	81	73

Non-Div I Games:

Pittsburgh

■ Loss, ■ Non-Conf, S Site, H Home A Away N Neutral

Average RPI Win:	251	WON-LOST	WINNING	LAST 10	STRENGTH OF	OPP. STRENGTH	TEAM	ADJ.	CONF.	ADJ CONF.
Average RPI Loss:	144	RECORD	PCT. RANK	GAMES	SCHEDULE	OF SCHEDULE	RPI	RPI	RPI	RPI
DIV. I ONLY	5- 4	137	5-4	213	274	185	185	12	12	
DIV. I NON-CONF.	5- 4	134	5-4	216	276	183	183	12	12	
TOTALS	RPI 1-25	RPI 26-50	W-L RECORDS	RPI 51-100	RPI 101-150	RPI 150+				
5- 4	0- 0	0- 0	OVERALL	0- 2	0- 0	5- 2				
2- 3	0- 0	0- 0	HOME	0- 2	0- 0	2- 1				
3- 1	0- 0	0- 0	AWAY	0- 0	0- 0	3- 1				
0- 0	0- 0	0- 0	NEUTRAL	0- 0	0- 0	0- 0				
5- 4	0- 0	0- 0	NON-CONFERENCE	0- 2	0- 0	5- 2				
2- 3	0- 0	0- 0	HOME	0- 2	0- 0	2- 1				
3- 1	0- 0	0- 0	AWAY	0- 0	0- 0	3- 1				
0- 0	0- 0	0- 0	NEUTRAL	0- 0	0- 0	0- 0				
0- 0	0- 0	0- 0	CONFERENCE	0- 0	0- 0	0- 0				
0- 0	0- 0	0- 0	HOME	0- 0	0- 0	0- 0				
0- 0	0- 0	0- 0	AWAY	0- 0	0- 0	0- 0				
0- 0	0- 0	0- 0	NEUTRAL	0- 0	0- 0	0- 0				

RPI 1-25				RPI 26-50				RPI 51-100				RPI 101+				Team's RPI: 185	
RPI	S	Opponent	Score	RPI	S	Opponent	Score	RPI	S	Opponent	Score	RPI	S	Opponent	Score		
								80	H	Loyola Chicago	64	78	164	H	Portland St.	71	77
								88	H	Abilene Christian	69	76	171	H	Fresno St.	75	64
													243	A	Utah St.	70	64
													245	A	CSUN	64	73
													263	H	Grand Canyon	73	41
													264	A	Weber St.	78	59
													314	A	Air Force	72	56
LAST 10 Division I																	
				88	H	Abilene Christian	69	76	164	H	Portland St.	71	77				
				314	A	Air Force	72	56	263	H	Grand Canyon	73	41				
				245	A	CSUN	64	73	80	H	Loyola Chicago	64	78				
				171	H	Fresno St.	75	64	243	A	Utah St.	70	64				
				264	A	Weber St.	78	59									

Non-Div I Games: Warner Pacific 78 36 Willamette 82 42

Portland

Loss, Non-Conf, S Site, H Home A Away N Neutral

Average RPI Win:	249	WON-LOST	WINNING	LAST 10	STRENGTH OF	OPP. STRENGTH	TEAM	ADJ.	CONF.	ADJ CONF.
Average RPI Loss:	160	RECORD	PCT. RANK	GAMES	SCHEDULE	OF SCHEDULE	RPI	RPI	RPI	RPI
DIV. I ONLY	5- 4	137	5-4	228	222	164	164	19	19	
DIV. I NON-CONF.	5- 4	134	5-4	230	225	165	165	19	19	
TOTALS	RPI 1-25	RPI 26-50	W-L RECORDS	RPI 51-100	RPI 101-150	RPI 150+				
5- 4	0- 0	0- 0	OVERALL	0- 1	0- 1	5- 2				
2- 1	0- 0	0- 0	HOME	0- 0	0- 1	2- 0				
3- 2	0- 0	0- 0	AWAY	0- 1	0- 0	3- 1				
0- 1	0- 0	0- 0	NEUTRAL	0- 0	0- 0	0- 1				
5- 4	0- 0	0- 0	NON-CONFERENCE	0- 1	0- 1	5- 2				
2- 1	0- 0	0- 0	HOME	0- 0	0- 1	2- 0				
3- 2	0- 0	0- 0	AWAY	0- 1	0- 0	3- 1				
0- 1	0- 0	0- 0	NEUTRAL	0- 0	0- 0	0- 1				
0- 0	0- 0	0- 0	CONFERENCE	0- 0	0- 0	0- 0				
0- 0	0- 0	0- 0	HOME	0- 0	0- 0	0- 0				
0- 0	0- 0	0- 0	AWAY	0- 0	0- 0	0- 0				
0- 0	0- 0	0- 0	NEUTRAL	0- 0	0- 0	0- 0				

RPI 1-25				RPI 26-50				RPI 51-100				RPI 101+				Team's RPI: 164	
RPI	S	Opponent	Score	RPI	S	Opponent	Score	RPI	S	Opponent	Score	RPI	S	Opponent	Score		
								66	A	Boise St.	57	82	133	H	Tennessee	61	88
												185	A	Portland	77	71	
												215	A	UC Irvine	70	61	
												215	N	UC Irvine	75	83	
												226	A	UMKC	69	87	
												263	H	Grand Canyon	69	46	
												273	A	UC Davis	76	70	
												309	H	Nevada	80	75	
LAST 10 Division I																	
				273	A	UC Davis	76	70	133	H	Tennessee	61	88				
				309	H	Nevada	80	75	185	A	Portland	77	71				
				215	N	UC Irvine	75	83	263	H	Grand Canyon	69	46				
				226	A	UMKC	69	87	215	A	UC Irvine	70	61				
				66	A	Boise St.	57	82									

Non-Div I Games: Multnomah 104 48

Portland St.

Average RPI Win:	0	WON-LOST	WINNING	LAST 10	STRENGTH OF	OPP. STRENGTH	TEAM	ADJ.	CONF.	ADJ CONF.
Average RPI Loss:	128	RECORD	PCT. RANK	GAMES	SCHEDULE	OF SCHEDULE	RPI	RPI	RPI	RPI
DIV. I ONLY	0- 9	338	0-9	4	326	229	229	27	27	
DIV. I NON-CONF.	0- 9	338	0-9	4	323	229	229	27	27	
TOTALS	RPI 1-25	RPI 26-50	W-L RECORDS	RPI 51-100	RPI 101-150	RPI 150+				
0- 9	0- 1	0- 1	OVERALL	0- 2	0- 1	0- 4				
0- 1	0- 0	0- 0	HOME	0- 0	0- 0	0- 1				
0- 6	0- 1	0- 1	AWAY	0- 2	0- 0	0- 2				
0- 2	0- 0	0- 0	NEUTRAL	0- 0	0- 1	0- 1				
0- 9	0- 1	0- 1	NON-CONFERENCE	0- 2	0- 1	0- 4				
0- 1	0- 0	0- 0	HOME	0- 0	0- 0	0- 1				
0- 6	0- 1	0- 1	AWAY	0- 2	0- 0	0- 2				
0- 2	0- 0	0- 0	NEUTRAL	0- 0	0- 1	0- 1				
0- 0	0- 0	0- 0	CONFERENCE	0- 0	0- 0	0- 0				
0- 0	0- 0	0- 0	HOME	0- 0	0- 0	0- 0				
0- 0	0- 0	0- 0	AWAY	0- 0	0- 0	0- 0				
0- 0	0- 0	0- 0	NEUTRAL	0- 0	0- 0	0- 0				

RPI 1-25				RPI 26-50				RPI 51-100				RPI 101+ Team's RPI: 229			
RPI	S	Opponent	Score	RPI	S	Opponent	Score	RPI	S	Opponent	Score	RPI	S	Opponent	Score
9	A	Texas A&M	38 80	39	A	Oklahoma	48 94	56	A	Arizona	48 83	140	N	Miami (OH)	52 65
								83	A	Wisconsin	42 68	182	A	Texas Tech	48 82
												187	H	Florida	44 51
												209	A	Rice	55 77
												250	N	A&M-Corpus Christi	52 64
LAST 10 Division I															
56	A	Arizona	48 83	83	A	Wisconsin	42 68	250	N	A&M-Corpus Christi	52 64	182	A	Texas Tech	48 82
140	N	Miami (OH)	52 65	209	A	Rice	55 77	187	H	Florida	44 51	9	A	Texas A&M	38 80
39	A	Oklahoma	48 94												

Non-Div I Games: Wiley 75 42 Tex. A&M-Kingsville 85 55

Prairie View

Loss, Non-Conf, S Site, H Home A Away N Neutral

Presbyterian

Through Games Of Dec. 22, 2019

Average RPI Win:	324	WON-LOST	WINNING	LAST 10	STRENGTH OF	OPP. STRENGTH	TEAM	ADJ.	CONF.	ADJ CONF.
Average RPI Loss:	185	RECORD	PCT. RANK	GAMES	SCHEDULE	OF SCHEDULE	RPI	RPI	RPI	RPI
DIV. I ONLY	2- 5	263	2-5	190	342	265	265	28	28	
DIV. I NON-CONF.	2- 5	260	2-5	189	342	265	265	28	28	
TOTALS	RPI 1-25	RPI 26-50	W-L RECORDS	RPI 51-100	RPI 101-150	RPI 150+				
2- 5	0- 0	0- 1	OVERALL	0- 0	0- 1	2- 3				
1- 1	0- 0	0- 0	HOME	0- 0	0- 0	1- 1				
1- 4	0- 0	0- 1	AWAY	0- 0	0- 1	1- 2				
0- 0	0- 0	0- 0	NEUTRAL	0- 0	0- 0	0- 0				
2- 5	0- 0	0- 1	NON-CONFERENCE	0- 0	0- 1	2- 3				
1- 1	0- 0	0- 0	HOME	0- 0	0- 0	1- 1				
1- 4	0- 0	0- 1	AWAY	0- 0	0- 1	1- 2				
0- 0	0- 0	0- 0	NEUTRAL	0- 0	0- 0	0- 0				
0- 0	0- 0	0- 0	CONFERENCE	0- 0	0- 0	0- 0				
0- 0	0- 0	0- 0	HOME	0- 0	0- 0	0- 0				
0- 0	0- 0	0- 0	AWAY	0- 0	0- 0	0- 0				
0- 0	0- 0	0- 0	NEUTRAL	0- 0	0- 0	0- 0				

RPI 1-25			RPI 26-50			RPI 51-100			RPI 101+			Team's RPI: 265
RPI	S	Opponent	Score	RPI	S	Opponent	Score	RPI	S	Opponent	Score	
				42	A	West Virginia	40 56					
								116	A	Illinois	52 71	
								187	A	Florida	46 60	
								288	H	UNCW	60 70	
								291	A	Wofford	60 67	
								298	H	Col. of Charleston	58 54	
								349	A	South Carolina St.	70 49	
LAST 10 Division I												
				288	H	UNCW	60 70	116	A	Illinois	52 71	
				349	A	South Carolina St.	70 49	291	A	Wofford	60 67	
								298	H	Col. of Charleston	58 54	
								187	A	Florida	46 60	
								42	A	West Virginia	40 56	

Non-Div I Games: William Peace 72 35 Brevard 74 45

Presbyterian

Loss, Non-Conf, S Site, H Home A Away N Neutral

Average RPI Win:	148	WON-LOST	WINNING	LAST 10	STRENGTH OF	OPP. STRENGTH	TEAM	ADJ.	CONF.	ADJ CONF.
Average RPI Loss:	16	RECORD	PCT. RANK	GAMES	SCHEDULE	OF SCHEDULE	RPI	RPI	RPI	RPI
DIV. I ONLY	11- 1	11	9-1	65	45	12	12	8	8	
DIV. I NON-CONF.	11- 1	11	9-1	66	46	12	12	8	8	
TOTALS	RPI 1-25	RPI 26-50	W-L RECORDS	RPI 51-100	RPI 101-150	RPI 150+				
11- 1	0- 1	2- 0	OVERALL	2- 0	2- 0	5- 0				
6- 0	0- 0	1- 0	HOME	0- 0	1- 0	4- 0				
5- 1	0- 1	1- 0	AWAY	2- 0	1- 0	1- 0				
0- 0	0- 0	0- 0	NEUTRAL	0- 0	0- 0	0- 0				
11- 1	0- 1	2- 0	NON-CONFERENCE	2- 0	2- 0	5- 0				
6- 0	0- 0	1- 0	HOME	0- 0	1- 0	4- 0				
5- 1	0- 1	1- 0	AWAY	2- 0	1- 0	1- 0				
0- 0	0- 0	0- 0	NEUTRAL	0- 0	0- 0	0- 0				
0- 0	0- 0	0- 0	CONFERENCE	0- 0	0- 0	0- 0				
0- 0	0- 0	0- 0	HOME	0- 0	0- 0	0- 0				
0- 0	0- 0	0- 0	AWAY	0- 0	0- 0	0- 0				
0- 0	0- 0	0- 0	NEUTRAL	0- 0	0- 0	0- 0				

RPI 1-25				RPI 26-50				RPI 51-100				RPI 101+			
RPI	S	Opponent	Score	RPI	S	Opponent	Score	RPI	S	Opponent	Score	RPI	S	Opponent	Score
16	A	Iowa	75 77	32	H	FGCU	67 53	71	A	Seton Hall	78 76	113	H	Rider	80 47
				38	A	Saint Louis	66 50	75	A	Marist	62 50	115	A	George Washington	75 50
												186	A	Missouri	68 33
												204	H	Monmouth	52 40
												225	H	Penn St.	72 55
												249	H	St. Francis Brooklyn	76 44
												316	H	Hartford	73 42
LAST 10 Division I															
				38	A	Saint Louis	66 50	75	A	Marist	62 50				
				186	A	Missouri	68 33	249	H	St. Francis Brooklyn	76 44				
				225	H	Penn St.	72 55	204	H	Monmouth	52 40				
				316	H	Hartford	73 42	16	A	Iowa	75 77				
				71	A	Seton Hall	78 76	32	H	FGCU	67 53				

Non-Div I Games:

Princeton

Average RPI Win: 214		WON-LOST	WINNING	LAST 10	STRENGTH OF	OPP. STRENGTH	TEAM	ADJ.	CONF.	ADJ CONF.
Average RPI Loss: 94		RECORD	PCT. RANK	GAMES	SCHEDULE	OF SCHEDULE	RPI	RPI	RPI	RPI
DIV. I ONLY		9- 3	61	8-2	202	188	64	64	6	6
DIV. I NON-CONF.		9- 3	60	8-2	205	190	65	65	6	6
TOTALS		RPI 1-25	RPI 26-50		W-L RECORDS		RPI 51-100	RPI 101-150	RPI 150+	
9- 3	0- 0	0- 0		OVERALL		1- 2	0- 0		8- 1	
2- 0	0- 0	0- 0		HOME		1- 0	0- 0		1- 0	
5- 2	0- 0	0- 0		AWAY		0- 1	0- 0		5- 1	
2- 1	0- 0	0- 0		NEUTRAL		0- 1	0- 0		2- 0	
9- 3	0- 0	0- 0		NON-CONFERENCE		1- 2	0- 0		8- 1	
2- 0	0- 0	0- 0		HOME		1- 0	0- 0		1- 0	
5- 2	0- 0	0- 0		AWAY		0- 1	0- 0		5- 1	
2- 1	0- 0	0- 0		NEUTRAL		0- 1	0- 0		2- 0	
0- 0	0- 0	0- 0		CONFERENCE		0- 0	0- 0		0- 0	
0- 0	0- 0	0- 0		HOME		0- 0	0- 0		0- 0	
0- 0	0- 0	0- 0		AWAY		0- 0	0- 0		0- 0	
0- 0	0- 0	0- 0		NEUTRAL		0- 0	0- 0		0- 0	

RPI 1-25				RPI 26-50				RPI 51-100				Team's RPI: 64				RPI 101+			
RPI	S	Opponent	Score	RPI	S	Opponent	Score	RPI	S	Opponent	Score	RPI	S	Opponent	Score	RPI	S	Opponent	Score
								57	A	Yale	79 82	154	A	Massachusetts	72 63				
								67	N	Ball St.	51 52	157	N	Rhode Island	58 51				
								87	H	Boston College	76 60	158	A	New Mexico	68 86				
												196	A	Utah	67 60				
												204	A	Monmouth	68 52				
												244	H	UMass Lowell	63 38				
												266	N	LMU (CA)	48 45				
												303	A	Bryant	76 32				
												316	A	Hartford	75 57				
LAST 10 Division I																			
				266	N	LMU (CA)	48 45					157	N	Rhode Island	58 51				
				67	N	Ball St.	51 52					303	A	Bryant	76 32				
				158	A	New Mexico	68 86					244	H	UMass Lowell	63 38				
				196	A	Utah	67 60					204	A	Monmouth	68 52				
				316	A	Hartford	75 57					87	H	Boston College	76 60				

Non-Div I Games:

Providence

■ Loss, ■ Non-Conf, S Site, H Home A Away N Neutral

Average RPI Win:	124	WON-LOST	WINNING	LAST 10	STRENGTH OF	OPP. STRENGTH	TEAM	ADJ.	CONF.	ADJ CONF.
Average RPI Loss:	13	RECORD	PCT. RANK	GAMES	SCHEDULE	OF SCHEDULE	RPI	RPI	RPI	RPI
DIV. I ONLY	9- 3	61	7-3	31	22	19	19	2	2	
DIV. I NON-CONF.	9- 3	60	7-3	32	21	19	19	2	2	
TOTALS	RPI 1-25	RPI 26-50	W-L RECORDS	RPI 51-100	RPI 101-150	RPI 150+				
9- 3	0- 2	2- 1	OVERALL	2- 0	1- 0	4- 0				
6- 0	0- 0	1- 0	HOME	1- 0	1- 0	3- 0				
1- 2	0- 1	0- 1	AWAY	0- 0	0- 0	1- 0				
2- 1	0- 1	1- 0	NEUTRAL	1- 0	0- 0	0- 0				
9- 3	0- 2	2- 1	NON-CONFERENCE	2- 0	1- 0	4- 0				
6- 0	0- 0	1- 0	HOME	1- 0	1- 0	3- 0				
1- 2	0- 1	0- 1	AWAY	0- 0	0- 0	1- 0				
2- 1	0- 1	1- 0	NEUTRAL	1- 0	0- 0	0- 0				
0- 0	0- 0	0- 0	CONFERENCE	0- 0	0- 0	0- 0				
0- 0	0- 0	0- 0	HOME	0- 0	0- 0	0- 0				
0- 0	0- 0	0- 0	AWAY	0- 0	0- 0	0- 0				
0- 0	0- 0	0- 0	NEUTRAL	0- 0	0- 0	0- 0				

RPI 1-25				RPI 26-50				RPI 51-100				RPI 101+			
RPI	S	Opponent	Score	RPI	S	Opponent	Score	RPI	S	Opponent	Score	RPI	S	Opponent	Score
6	A	South Carolina	49 85	26	A	Virginia Tech	54 67	53	N	Arizona St.	59 52	114	H	Bowling Green	81 74
7	N	Gonzaga	50 63	31	H	Western Ky.	67 50	76	H	Kent St.	77 64	153	H	Northern Ill.	68 63
				34	N	Drake	67 47					198	H	Milwaukee	68 55
												227	A	Chattanooga	66 34
												230	H	Western Ill.	66 59
LAST 10 Division I															
114	H	Bowling Green	81 74	26	A	Virginia Tech	54 67								
31	H	Western Ky.	67 50	7	N	Gonzaga	50 63								
6	A	South Carolina	49 85	53	N	Arizona St.	59 52								
76	H	Kent St.	77 64	34	N	Drake	67 47								
230	H	Western Ill.	66 59	153	H	Northern Ill.	68 63								

Non-Div I Games:

Purdue

Average RPI Win: 330		WON-LOST	WINNING	LAST 10	STRENGTH OF	OPP. STRENGTH	TEAM	ADJ.	CONF.	ADJ CONF.
Average RPI Loss: 158		RECORD	PCT. RANK	GAMES	SCHEDULE	OF SCHEDULE	RPI	RPI	RPI	RPI
DIV. I ONLY		2- 9	307	1-9	237	252	321	321	17	17
DIV. I NON-CONF.		2- 9	307	1-9	239	255	320	320	17	17
TOTALS		RPI 1-25	RPI 26-50		W-L RECORDS		RPI 51-100	RPI 101-150	RPI 150+	
2- 9	0- 0		0- 0		OVERALL		0- 2	0- 2	2- 5	
2- 2	0- 0		0- 0		HOME		0- 1	0- 0	2- 1	
0- 4	0- 0		0- 0		AWAY		0- 0	0- 2	0- 2	
0- 3	0- 0		0- 0		NEUTRAL		0- 1	0- 0	0- 2	
2- 9	0- 0		0- 0		NON-CONFERENCE		0- 2	0- 2	2- 5	
2- 2	0- 0		0- 0		HOME		0- 1	0- 0	2- 1	
0- 4	0- 0		0- 0		AWAY		0- 0	0- 2	0- 2	
0- 3	0- 0		0- 0		NEUTRAL		0- 1	0- 0	0- 2	
0- 0	0- 0		0- 0		CONFERENCE		0- 0	0- 0	0- 0	
0- 0	0- 0		0- 0		HOME		0- 0	0- 0	0- 0	
0- 0	0- 0		0- 0		AWAY		0- 0	0- 0	0- 0	
0- 0	0- 0		0- 0		NEUTRAL		0- 0	0- 0	0- 0	

RPI 1-25				RPI 26-50				RPI 51-100				RPI 101+				Team's RPI: 321	
RPI	S	Opponent	Score	RPI	S	Opponent	Score	RPI	S	Opponent	Score	RPI	S	Opponent	Score		
								67	H	Ball St.	52	83	112	A	Butler	58	85
								76	N	Kent St.	67	75	123	A	Akron	53	64
													156	H	Southeast Mo. St.	48	58
													182	N	Texas Tech	48	82
													204	N	Monmouth	46	60
													207	A	Eastern Mich.	40	64
													294	A	SIUE	53	57
													325	H	UIC	61	50
													334	H	Evansville	67	64
LAST 10 Division I																	
				112	A	Butler	58	85	204	N	Monmouth	46	60				
				334	H	Evansville	67	64	182	N	Texas Tech	48	82				
				207	A	Eastern Mich.	40	64	156	H	Southeast Mo. St.	48	58				
				294	A	SIUE	53	57	76	N	Kent St.	67	75				
				67	H	Ball St.	52	83	123	A	Akron	53	64				

Non-Div I Games:	Heidelberg	82	55	Purdue Northwest	73	50
------------------	------------	----	----	------------------	----	----

Purdue Fort Wayne

Loss, Non-Conf, S Site, H Home A Away N Neutral

Quinnipiac

Through Games Of Dec. 22, 2019

Average RPI Win:	128	WON-LOST	WINNING	LAST 10	STRENGTH OF	OPP. STRENGTH	TEAM	ADJ.	CONF.	ADJ CONF.
Average RPI Loss:	81	RECORD	PCT. RANK	GAMES	SCHEDULE	OF SCHEDULE	RPI	RPI	RPI	RPI
DIV. I ONLY	2- 6	272	2-6	22	145	181	181	24	24	
DIV. I NON-CONF.	2- 6	272	2-6	21	149	180	180	23	23	
TOTALS	RPI 1-25	RPI 26-50	W-L RECORDS	RPI 51-100	RPI 101-150	RPI 150+				
2- 6	0- 0	0- 1	OVERALL	1- 3	0- 2	1- 0				
2- 3	0- 0	0- 0	HOME	1- 1	0- 2	1- 0				
0- 3	0- 0	0- 1	AWAY	0- 2	0- 0	0- 0				
0- 0	0- 0	0- 0	NEUTRAL	0- 0	0- 0	0- 0				
2- 6	0- 0	0- 1	NON-CONFERENCE	1- 3	0- 2	1- 0				
2- 3	0- 0	0- 0	HOME	1- 1	0- 2	1- 0				
0- 3	0- 0	0- 1	AWAY	0- 2	0- 0	0- 0				
0- 0	0- 0	0- 0	NEUTRAL	0- 0	0- 0	0- 0				
0- 0	0- 0	0- 0	CONFERENCE	0- 0	0- 0	0- 0				
0- 0	0- 0	0- 0	HOME	0- 0	0- 0	0- 0				
0- 0	0- 0	0- 0	AWAY	0- 0	0- 0	0- 0				
0- 0	0- 0	0- 0	NEUTRAL	0- 0	0- 0	0- 0				

RPI 1-25				RPI 26-50				RPI 51-100				RPI 101+ Team's RPI: 181			
RPI	S	Opponent	Score	RPI	S	Opponent	Score	RPI	S	Opponent	Score	RPI	S	Opponent	Score
				45	A	Maryland	52 107	57	A	Yale	59 63	115	H	George Washington	67 78
								63	H	Drexel	62 66	125	H	Harvard	68 77
								79	A	UCF	58 80	157	H	Rhode Island	75 63
								99	H	Bucknell	76 69				
LAST 10 Division I															
				157	H	Rhode Island	75 63	45	A	Maryland	52 107				
				79	A	UCF	58 80	99	H	Bucknell	76 69				
				115	H	George Washington	67 78	57	A	Yale	59 63				
				125	H	Harvard	68 77	63	H	Drexel	62 66				

Non-Div I Games:

Quinnipiac

Average RPI Win:	291	WON-LOST	WINNING	LAST 10	STRENGTH OF	OPP. STRENGTH	TEAM	ADJ.	CONF.	ADJ CONF.
Average RPI Loss:	134	RECORD	PCT. RANK	GAMES	SCHEDULE	OF SCHEDULE	RPI	RPI	RPI	RPI
DIV. I ONLY	2- 7	286	2-7	242	168	272	272	28	28	
DIV. I NON-CONF.	2- 7	286	2-7	245	171	272	272	28	28	
TOTALS	RPI 1-25	RPI 26-50	W-L RECORDS	RPI 51-100	RPI 101-150	RPI 150+				
2- 7	0- 1	0- 1	OVERALL	0- 2	0- 0	2- 3				
0- 2	0- 0	0- 0	HOME	0- 0	0- 0	0- 2				
2- 5	0- 1	0- 1	AWAY	0- 2	0- 0	2- 1				
0- 0	0- 0	0- 0	NEUTRAL	0- 0	0- 0	0- 0				
2- 7	0- 1	0- 1	NON-CONFERENCE	0- 2	0- 0	2- 3				
0- 2	0- 0	0- 0	HOME	0- 0	0- 0	0- 2				
2- 5	0- 1	0- 1	AWAY	0- 2	0- 0	2- 1				
0- 0	0- 0	0- 0	NEUTRAL	0- 0	0- 0	0- 0				
0- 0	0- 0	0- 0	CONFERENCE	0- 0	0- 0	0- 0				
0- 0	0- 0	0- 0	HOME	0- 0	0- 0	0- 0				
0- 0	0- 0	0- 0	AWAY	0- 0	0- 0	0- 0				
0- 0	0- 0	0- 0	NEUTRAL	0- 0	0- 0	0- 0				

RPI 1-25				RPI 26-50				RPI 51-100				RPI 101+ Team's RPI: 272			
RPI	S	Opponent	Score	RPI	S	Opponent	Score	RPI	S	Opponent	Score	RPI	S	Opponent	Score
21	A	Ohio St.	57 70	42	A	West Virginia	37 74	60	A	Vanderbilt	46 80	206	H	American	55 59
								74	A	Alabama	51 85	228	H	Mt. St. Mary's	58 75
												233	A	ETSU	67 43
												304	A	Morehead St.	62 73
												349	A	South Carolina St.	60 45
LAST 10 Division I															
206	H	American	55 59	74	A	Alabama	51 85								
21	A	Ohio St.	57 70	42	A	West Virginia	37 74								
304	A	Morehead St.	62 73	349	A	South Carolina St.	60 45								
228	H	Mt. St. Mary's	58 75	60	A	Vanderbilt	46 80								
233	A	ETSU	67 43												

Non-Div I Games:

Radford

Rhode Island

Through Games Of Dec. 22, 2019

Average RPI Win:	247	WON-LOST	WINNING	LAST 10	STRENGTH OF	OPP. STRENGTH	TEAM	ADJ.	CONF.	ADJ CONF.
Average RPI Loss:	109	RECORD	PCT. RANK	GAMES	SCHEDULE	OF SCHEDULE	RPI	RPI	RPI	RPI
DIV. I ONLY	7- 4	102	6-4	266	198	157	157	11	11	
DIV. I NON-CONF.	7- 4	102	6-4	271	199	159	159	11	11	
TOTALS	RPI 1-25	RPI 26-50	W-L RECORDS	RPI 51-100	RPI 101-150	RPI 150+				
7- 4	0- 0	0- 0	OVERALL	1- 2	0- 1	6- 1				
5- 0	0- 0	0- 0	HOME	1- 0	0- 0	4- 0				
1- 3	0- 0	0- 0	AWAY	0- 1	0- 1	1- 1				
1- 1	0- 0	0- 0	NEUTRAL	0- 1	0- 0	1- 0				
7- 4	0- 0	0- 0	NON-CONFERENCE	1- 2	0- 1	6- 1				
5- 0	0- 0	0- 0	HOME	1- 0	0- 0	4- 0				
1- 3	0- 0	0- 0	AWAY	0- 1	0- 1	1- 1				
1- 1	0- 0	0- 0	NEUTRAL	0- 1	0- 0	1- 0				
0- 0	0- 0	0- 0	CONFERENCE	0- 0	0- 0	0- 0				
0- 0	0- 0	0- 0	HOME	0- 0	0- 0	0- 0				
0- 0	0- 0	0- 0	AWAY	0- 0	0- 0	0- 0				
0- 0	0- 0	0- 0	NEUTRAL	0- 0	0- 0	0- 0				

RPI 1-25			RPI 26-50			RPI 51-100			RPI 101+			Team's RPI: 157
RPI	S	Opponent	Score	RPI	S	Opponent	Score	RPI	S	Opponent	Score	
						64 N Providence	51 58	104 A North Dakota		61 67		
						87 A Boston College	55 66	165 H Robert Morris		71 59		
						91 H Holy Cross	73 58	181 A Quinnipiac		63 75		
								248 H Vermont		77 74		
								274 H Fairfield		74 41		
								293 N Brown		89 44		
								316 A Hartford		68 56		
								342 H LIU Brooklyn		79 56		
LAST 10 Division I												
						64 N Providence	51 58	181 A Quinnipiac		63 75		
						293 N Brown	89 44	165 H Robert Morris		71 59		
						91 H Holy Cross	73 58	87 A Boston College		55 66		
						274 H Fairfield	74 41	104 A North Dakota		61 67		
						248 H Vermont	77 74	316 A Hartford		68 56		

Non-Div I Games:

Rhode Island

 Loss,
 Non-Conf,
 S Site,
 H Home
 A Away
N Neutral

Average RPI Win:	253	WON-LOST	WINNING	LAST 10	STRENGTH OF	OPP. STRENGTH	TEAM	ADJ.	CONF.	ADJ CONF.
Average RPI Loss:	65	RECORD	PCT. RANK	GAMES	SCHEDULE	OF SCHEDULE	RPI	RPI	RPI	RPI
DIV. I ONLY	5- 6	187	4-6	255	13	209	209	14	14	
DIV. I NON-CONF.	5- 6	185	4-6	259	12	209	209	14	14	
TOTALS	RPI 1-25	RPI 26-50	W-L RECORDS	RPI 51-100	RPI 101-150	RPI 150+				
5- 6	0- 1	0- 2	OVERALL	0- 2	0- 0	5- 1				
4- 1	0- 1	0- 0	HOME	0- 0	0- 0	4- 0				
1- 3	0- 0	0- 0	AWAY	0- 2	0- 0	1- 1				
0- 2	0- 0	0- 2	NEUTRAL	0- 0	0- 0	0- 0				
5- 6	0- 1	0- 2	NON-CONFERENCE	0- 2	0- 0	5- 1				
4- 1	0- 1	0- 0	HOME	0- 0	0- 0	4- 0				
1- 3	0- 0	0- 0	AWAY	0- 2	0- 0	1- 1				
0- 2	0- 0	0- 2	NEUTRAL	0- 0	0- 0	0- 0				
0- 0	0- 0	0- 0	CONFERENCE	0- 0	0- 0	0- 0				
0- 0	0- 0	0- 0	HOME	0- 0	0- 0	0- 0				
0- 0	0- 0	0- 0	AWAY	0- 0	0- 0	0- 0				
0- 0	0- 0	0- 0	NEUTRAL	0- 0	0- 0	0- 0				

RPI 1-25				RPI 26-50				RPI 51-100				RPI 101+				Team's RPI: 209	
RPI	S	Opponent	Score	RPI	S	Opponent	Score	RPI	S	Opponent	Score	RPI	S	Opponent	Score		
9	H	Texas A&M	61 62	26	N	Virginia Tech	45 54	52	A	Oklahoma St.	38 69	192	A	SMU	43 55		
				27	N	Georgia Tech	52 54	85	A	Texas Southern	56 63	223	H	Northern Ariz.	71 57		
												224	H	Little Rock	66 40		
												229	H	Prairie View	77 55		
												282	H	Nicholls St.	71 47		
												307	A	McNeese	81 50		
LAST 10 Division I																	
229	H	Prairie View	77 55	27	N	Georgia Tech	52 54										
85	A	Texas Southern	56 63	26	N	Virginia Tech	45 54										
223	H	Northern Ariz.	71 57	9	H	Texas A&M	61 62										
307	A	McNeese	81 50	192	A	SMU	43 55										
52	A	Oklahoma St.	38 69	224	H	Little Rock	66 40										

Non-Div I Games:

Rice

■ Loss,
 ■ Non-Conf, S Site,
 ■ Home
 ■ Away
 N Neutral

Average RPI Win:	194	WON-LOST	WINNING	LAST 10	STRENGTH OF	OPP. STRENGTH	TEAM	ADJ.	CONF.	ADJ CONF.
Average RPI Loss:	105	RECORD	PCT. RANK	GAMES	SCHEDULE	OF SCHEDULE	RPI	RPI	RPI	RPI
DIV. I ONLY	6- 7	185	4-6	45	250	97	97	11	11	
DIV. I NON-CONF.	6- 7	183	4-6	46	253	97	97	11	11	
TOTALS	RPI 1-25	RPI 26-50	W-L RECORDS	RPI 51-100	RPI 101-150	RPI 150+				
6- 7	0- 0	0- 1	OVERALL	0- 3	2- 1	4- 2				
2- 1	0- 0	0- 0	HOME	0- 1	0- 0	2- 0				
4- 3	0- 0	0- 1	AWAY	0- 2	2- 0	2- 0				
0- 3	0- 0	0- 0	NEUTRAL	0- 0	0- 1	0- 2				
6- 7	0- 0	0- 1	NON-CONFERENCE	0- 3	2- 1	4- 2				
2- 1	0- 0	0- 0	HOME	0- 1	0- 0	2- 0				
4- 3	0- 0	0- 1	AWAY	0- 2	2- 0	2- 0				
0- 3	0- 0	0- 0	NEUTRAL	0- 0	0- 1	0- 2				
0- 0	0- 0	0- 0	CONFERENCE	0- 0	0- 0	0- 0				
0- 0	0- 0	0- 0	HOME	0- 0	0- 0	0- 0				
0- 0	0- 0	0- 0	AWAY	0- 0	0- 0	0- 0				
0- 0	0- 0	0- 0	NEUTRAL	0- 0	0- 0	0- 0				

RPI 1-25				RPI 26-50				RPI 51-100				Team's RPI: 97	RPI 101+			
RPI	S	Opponent	Score	RPI	S	Opponent	Score	RPI	S	Opponent	Score		RPI	S	Opponent	Score
				37	A	Charlotte	59 78	59	A	Old Dominion	51 73		119	N	Bradley	57 61
								61	H	Furman	69 70		121	A	UNC Greensboro	70 62
								63	A	Drexel	52 58		143	A	Coastal Caro.	79 67
													166	N	Hampton	65 69
													172	H	William & Mary	76 73
													177	H	Fla. Atlantic	57 55
													228	N	Mt. St. Mary's	67 75
													238	A	Georgetown	51 49
													310	A	UMES	64 52
LAST 10 Division I																
				59	A	Old Dominion	51 73	166	N	Hampton	65 69					
				61	H	Furman	69 70	228	N	Mt. St. Mary's	67 75					
				310	A	UMES	64 52	63	A	Drexel	52 58					
				119	N	Bradley	57 61	172	H	William & Mary	76 73					
				143	A	Coastal Caro.	79 67	177	H	Fla. Atlantic	57 55					

Non-Div I Games:

Richmond

 Loss,
 Non-Conf,
 S Site,
 H Home
 A Away
N Neutral

Rider

Through Games Of Dec. 22, 2019

Average RPI Win:	235	WON-LOST	WINNING	LAST 10	STRENGTH OF	OPP. STRENGTH	TEAM	ADJ.	CONF.	ADJ CONF.
Average RPI Loss:	41	RECORD	PCT. RANK	GAMES	SCHEDULE	OF SCHEDULE	RPI	RPI	RPI	RPI
DIV. I ONLY	6- 2	61	6-2	284	71	113	113	24	24	
DIV. I NON-CONF.	6- 2	60	6-2	288	71	113	113	23	23	
TOTALS	RPI 1-25	RPI 26-50	W-L RECORDS	RPI 51-100	RPI 101-150	RPI 150+				
6- 2	0- 1	0- 0	OVERALL	0- 1	0- 0	6- 0				
3- 0	0- 0	0- 0	HOME	0- 0	0- 0	3- 0				
2- 1	0- 1	0- 0	AWAY	0- 0	0- 0	2- 0				
1- 1	0- 0	0- 0	NEUTRAL	0- 1	0- 0	1- 0				
6- 2	0- 1	0- 0	NON-CONFERENCE	0- 1	0- 0	6- 0				
3- 0	0- 0	0- 0	HOME	0- 0	0- 0	3- 0				
2- 1	0- 1	0- 0	AWAY	0- 0	0- 0	2- 0				
1- 1	0- 0	0- 0	NEUTRAL	0- 1	0- 0	1- 0				
0- 0	0- 0	0- 0	CONFERENCE	0- 0	0- 0	0- 0				
0- 0	0- 0	0- 0	HOME	0- 0	0- 0	0- 0				
0- 0	0- 0	0- 0	AWAY	0- 0	0- 0	0- 0				
0- 0	0- 0	0- 0	NEUTRAL	0- 0	0- 0	0- 0				

RPI 1-25				RPI 26-50			RPI 51-100				RPI 101+ Team's RPI: 113			
RPI	S	Opponent	Score	RPI	S	Opponent	RPI	S	Opponent	Score	RPI	S	Opponent	Score
12	A	Princeton	47 80				70	N	North Florida	70 80	173	H	La Salle	70 43
											211	H	Wagner	77 63
											225	A	Penn St.	78 70
											238	A	Georgetown	65 64
											247	H	Xavier	64 57
											315	N	Lipscomb	81 76
LAST 10 Division I														
				173	H	La Salle	70		211	H	Wagner	77		63
				70	N	North Florida	70		238	A	Georgetown	65		64
				315	N	Lipscomb	81		12	A	Princeton	47		80
				247	H	Xavier	64							
				225	A	Penn St.	78							

Non-Div I Games:

Rider

Loss, Non-Conf, S Site, H Home A Away N Neutral

Average RPI Win:	195	WON-LOST	WINNING	LAST 10	STRENGTH OF	OPP. STRENGTH	TEAM	ADJ.	CONF.	ADJ CONF.
Average RPI Loss:	122	RECORD	PCT. RANK	GAMES	SCHEDULE	OF SCHEDULE	RPI	RPI	RPI	RPI
DIV. I ONLY	4- 5	197	4-5	133	147	165	165	30	30	
DIV. I NON-CONF.	4- 5	195	4-5	132	151	166	166	30	30	
TOTALS	RPI 1-25	RPI 26-50	W-L RECORDS	RPI 51-100	RPI 101-150	RPI 150+				
4- 5	0- 1	0- 0	OVERALL	0- 1	0- 0	4- 3				
2- 2	0- 0	0- 0	HOME	0- 0	0- 0	2- 2				
2- 3	0- 1	0- 0	AWAY	0- 1	0- 0	2- 1				
0- 0	0- 0	0- 0	NEUTRAL	0- 0	0- 0	0- 0				
4- 5	0- 1	0- 0	NON-CONFERENCE	0- 1	0- 0	4- 3				
2- 2	0- 0	0- 0	HOME	0- 0	0- 0	2- 2				
2- 3	0- 1	0- 0	AWAY	0- 1	0- 0	2- 1				
0- 0	0- 0	0- 0	NEUTRAL	0- 0	0- 0	0- 0				
0- 0	0- 0	0- 0	CONFERENCE	0- 0	0- 0	0- 0				
0- 0	0- 0	0- 0	HOME	0- 0	0- 0	0- 0				
0- 0	0- 0	0- 0	AWAY	0- 0	0- 0	0- 0				
0- 0	0- 0	0- 0	NEUTRAL	0- 0	0- 0	0- 0				

RPI 1-25				RPI 26-50				RPI 51-100				RPI 101+ Team's RPI: 165			
RPI	S	Opponent	Score	RPI	S	Opponent	Score	RPI	S	Opponent	Score	RPI	S	Opponent	Score
17	A	TCU	61 66					76	A	Kent St.	81 82	157	A	Rhode Island	59 71
												160	H	Youngstown St.	58 43
												162	H	Columbia	59 61
												173	A	La Salle	71 68
												199	H	Delaware	62 73
												201	A	Norfolk St.	69 62
												247	H	Xavier	71 57
LAST 10 Division I															
				76	A	Kent St.	81 82	201	A	Norfolk St.	69 62				
				162	H	Columbia	59 61	157	A	Rhode Island	59 71				
				160	H	Youngstown St.	58 43	199	H	Delaware	62 73				
				173	A	La Salle	71 68	247	H	Xavier	71 57				
				17	A	TCU	61 66								

Non-Div I Games: Pitt.-Johnstown 63 30

Robert Morris

■ Loss,
 ■ Non-Conf,
 ■ S Site,
 ■ H Home
 ■ A Away
 N Neutral

Average RPI Win:	188	WON-LOST	WINNING	LAST 10	STRENGTH OF	OPP. STRENGTH	TEAM	ADJ.	CONF.	ADJ CONF.
Average RPI Loss:	29	RECORD	PCT. RANK	GAMES	SCHEDULE	OF SCHEDULE	RPI	RPI	RPI	RPI
DIV. I ONLY	10- 1	17	9-1	226	59	41	41	2	2	
DIV. I NON-CONF.	10- 1	17	9-1	228	59	41	41	2	2	
TOTALS	RPI 1-25	RPI 26-50	W-L RECORDS	RPI 51-100	RPI 101-150	RPI 150+				
10- 1	1- 0	1- 1	OVERALL	1- 0	1- 0	6- 0				
7- 0	1- 0	0- 0	HOME	0- 0	1- 0	5- 0				
1- 1	0- 0	0- 1	AWAY	0- 0	0- 0	1- 0				
2- 0	0- 0	1- 0	NEUTRAL	1- 0	0- 0	0- 0				
10- 1	1- 0	1- 1	NON-CONFERENCE	1- 0	1- 0	6- 0				
7- 0	1- 0	0- 0	HOME	0- 0	1- 0	5- 0				
1- 1	0- 0	0- 1	AWAY	0- 0	0- 0	1- 0				
2- 0	0- 0	1- 0	NEUTRAL	1- 0	0- 0	0- 0				
0- 0	0- 0	0- 0	CONFERENCE	0- 0	0- 0	0- 0				
0- 0	0- 0	0- 0	HOME	0- 0	0- 0	0- 0				
0- 0	0- 0	0- 0	AWAY	0- 0	0- 0	0- 0				
0- 0	0- 0	0- 0	NEUTRAL	0- 0	0- 0	0- 0				

RPI 1-25				RPI 26-50				Team's RPI: 41				RPI 51-100				RPI 101+			
RPI	S	Opponent	Score	RPI	S	Opponent	Score	RPI	S	Opponent	Score	RPI	S	Opponent	Score	RPI	S	Opponent	Score
20	H	Virginia	73 63	27	N	Georgia Tech	46 43	60	N	Vanderbilt	62 56	125	H	Harvard	74 46	232	H	Niagara	87 37
				29	A	LSU	58 64					242	H	Towson	67 53	257	H	Southern U.	78 58
												262	A	South Alabama	77 56	320	H	Marshall	66 41
												337	H	Coppin St.	107 33				
LAST 10 Division I																			
				60	N	Vanderbilt	62 56	320	H	Marshall	66 41								
				29	A	LSU	58 64	257	H	Southern U.	78 58								
				125	H	Harvard	74 46	242	H	Towson	67 53								
				232	H	Niagara	87 37	20	H	Virginia	73 63								
				337	H	Coppin St.	107 33	27	N	Georgia Tech	46 43								

Non-Div I Games:

Rutgers

■ Loss,
 ■ Non-Conf, S Site,
 ■ Home
 ■ Away
 N Neutral

Average RPI Win:	289	WON-LOST	WINNING	LAST 10	STRENGTH OF	OPP. STRENGTH	TEAM	ADJ.	CONF.	ADJ CONF.
Average RPI Loss:	59	RECORD	PCT. RANK	GAMES	SCHEDULE	OF SCHEDULE	RPI	RPI	RPI	RPI
DIV. I ONLY	6- 2	61	6-2	313	169	150	150	26	26	
DIV. I NON-CONF.	4- 2	86	4-2	262	185	139	139	26	26	
TOTALS	RPI 1-25	RPI 26-50	W-L RECORDS	RPI 51-100	RPI 101-150	RPI 150+				
6- 2	0- 0	0- 1	OVERALL	0- 1	0- 0	6- 0				
2- 1	0- 0	0- 0	HOME	0- 1	0- 0	2- 0				
3- 1	0- 0	0- 1	AWAY	0- 0	0- 0	3- 0				
1- 0	0- 0	0- 0	NEUTRAL	0- 0	0- 0	1- 0				
4- 2	0- 0	0- 1	NON-CONFERENCE	0- 1	0- 0	4- 0				
1- 1	0- 0	0- 0	HOME	0- 1	0- 0	1- 0				
2- 1	0- 0	0- 1	AWAY	0- 0	0- 0	2- 0				
1- 0	0- 0	0- 0	NEUTRAL	0- 0	0- 0	1- 0				
2- 0	0- 0	0- 0	CONFERENCE	0- 0	0- 0	2- 0				
1- 0	0- 0	0- 0	HOME	0- 0	0- 0	1- 0				
1- 0	0- 0	0- 0	AWAY	0- 0	0- 0	1- 0				
0- 0	0- 0	0- 0	NEUTRAL	0- 0	0- 0	0- 0				

RPI	S	Opponent	Score	RPI	S	Opponent	Score	RPI	S	Opponent	Score	RPI	S	Opponent	Score	Team's RPI: 150
39	A	Oklahoma	62 75	79	H	UCF	57 63	252	A	Tulsa	67 63	268	A	Houston Baptist	59 42	
								276	N	UC Santa Barbara	67 56	307	H	McNeese	82 51	
								309	A	Nevada	80 65	319	H	Alcorn	67 62	
LAST 10 Division I																
79	H	UCF	57 63	307	H	McNeese	82 51									
319	H	Alcorn	67 62	268	A	Houston Baptist	59 42									
252	A	Tulsa	67 63	309	A	Nevada	80 65									
				276	N	UC Santa Barbara	67 56									
				39	A	Oklahoma	62 75									

Non-Div I Games: LSU-Shreveport 75 32 Cent. Christian (KS104 46

SFA

Loss, Non-Conf, S Site, H Home A Away N Neutral

SMU				STRENGTH OF SCHEDULE	OPP. STRENGTH OF SCHEDULE	TEAM RPI	ADJ. RPI	CONF. RPI	ADJ CONF. RPI
Average RPI Win:	216	WON-LOST RECORD	WINNING PCT. RANK						
Average RPI Loss:	102		LAST 10 GAMES						
DIV. I ONLY	5- 5	162	5-5	144	166	192	192	9	9
DIV. I NON-CONF.	5- 5	162	5-5	143	169	192	192	9	9

TOTALS	RPI 1-25		RPI 26-50	W-L RECORDS	RPI 51-100	RPI 101-150		RPI 150+	
5- 5	0- 1		0- 0	OVERALL	0- 2	1- 0		4- 2	
4- 3	0- 1		0- 0	HOME	0- 0	1- 0		3- 2	
0- 2	0- 0		0- 0	AWAY	0- 2	0- 0		0- 0	
1- 0	0- 0		0- 0	NEUTRAL	0- 0	0- 0		1- 0	
5- 5	0- 1		0- 0	NON-CONFERENCE	0- 2	1- 0		4- 2	
4- 3	0- 1		0- 0	HOME	0- 0	1- 0		3- 2	
0- 2	0- 0		0- 0	AWAY	0- 2	0- 0		0- 0	
1- 0	0- 0		0- 0	NEUTRAL	0- 0	0- 0		1- 0	
0- 0	0- 0		0- 0	CONFERENCE	0- 0	0- 0		0- 0	
0- 0	0- 0		0- 0	HOME	0- 0	0- 0		0- 0	
0- 0	0- 0		0- 0	AWAY	0- 0	0- 0		0- 0	
0- 0	0- 0		0- 0	NEUTRAL	0- 0	0- 0		0- 0	

RPI 1-25				RPI 26-50				RPI 51-100				RPI 101+ Team's RPI: 192			
RPI	S	Opponent	Score	RPI	S	Opponent	Score	RPI	S	Opponent	Score	RPI	S	Opponent	Score
17	H	TCU	56 57					81	A	Pacific	49 77	104	H	North Dakota	66 51
								90	A	UT Arlington	46 51	159	H	Wright St.	61 69
												161	H	Northern Colo.	52 61
												209	H	Rice	55 43
												214	H	UTEP	60 56
												245	N	CSUN	68 58
												307	H	McNeese	81 60

LAST 10 Division I															
				90	A	UT Arlington	46 51			104	H	North Dakota	66 51		
				214	H	UTEP	60 56			159	H	Wright St.	61 69		
				161	H	Northern Colo.	52 61			81	A	Pacific	49 77		
				209	H	Rice	55 43			245	N	CSUN	68 58		
				307	H	McNeese	81 60			17	H	TCU	56 57		

Non-Div I Games:

SMU

Sacramento St.				Through Games Of Dec. 11, 1919						
Average RPI Win:	0	WON-LOST	WINNING	LAST 10	STRENGTH OF	OPP. STRENGTH	TEAM	ADJ.	CONF.	ADJ CONF.
Average RPI Loss:	229	RECORD	PCT. RANK	GAMES	SCHEDULE	OF SCHEDULE	RPI	RPI	RPI	RPI
DIV. I ONLY	0- 7	338	0-7	299	323	347	347	19	19	
DIV. I NON-CONF.	0- 7	338	0-7	301	321	347	347	19	19	

TOTALS	RPI 1-25		RPI 26-50	W-L RECORDS		RPI 51-100	RPI 101-150		RPI 150+	
0- 7	0- 1		0- 0	OVERALL		0- 0	0- 1		0- 5	
0- 1	0- 1		0- 0	HOME		0- 0	0- 0		0- 0	
0- 6	0- 0		0- 0	AWAY		0- 0	0- 1		0- 5	
0- 0	0- 0		0- 0	NEUTRAL		0- 0	0- 0		0- 0	
0- 7	0- 1		0- 0	NON-CONFERENCE		0- 0	0- 1		0- 5	
0- 1	0- 1		0- 0	HOME		0- 0	0- 0		0- 0	
0- 6	0- 0		0- 0	AWAY		0- 0	0- 1		0- 5	
0- 0	0- 0		0- 0	NEUTRAL		0- 0	0- 0		0- 0	
0- 0	0- 0		0- 0	CONFERENCE		0- 0	0- 0		0- 0	
0- 0	0- 0		0- 0	HOME		0- 0	0- 0		0- 0	
0- 0	0- 0		0- 0	AWAY		0- 0	0- 0		0- 0	
0- 0	0- 0		0- 0	NEUTRAL		0- 0	0- 0		0- 0	

RPI 1-25				RPI 26-50				RPI 51-100				RPI 101+				Team's RPI: 347	
RPI	S	Opponent	Score	RPI	S	Opponent	Score	RPI	S	Opponent	Score	RPI	S	Opponent	Score		
21	H	Ohio St.	74 104									130	A	San Francisco	82 87		
												216	A	San Jose St.	67 73		
												273	A	UC Davis	75 77		
												309	A	Nevada	72 83		
												322	A	Cal Poly	43 62		
												333	A	Seattle U	84 88		
LAST 10 Division I																	
				21	H	Ohio St.	74 104	333	A	Seattle U	84 88						
				130	A	San Francisco	82 87	273	A	UC Davis	75 77						
								322	A	Cal Poly	43 62						
								216	A	San Jose St.	67 73						
								309	A	Nevada	72 83						

Non-Div I Games:	Cal Maritime	86	55	Pacific Union	94	35
------------------	--------------	----	----	---------------	----	----

Sacramento St.

■ Loss, ■ Non-Conf, S Site, H Home A Away N Neutral

Sacred Heart

Through Games Of Dec. 22, 2019

Average RPI Win:	326	WON-LOST	WINNING	LAST 10	STRENGTH OF	OPP. STRENGTH	TEAM	ADJ.	CONF.	ADJ CONF.
Average RPI Loss:	135	RECORD	PCT. RANK	GAMES	SCHEDULE	OF SCHEDULE	RPI	RPI	RPI	RPI
DIV. I ONLY	2- 8	298	2-8	154	233	285	285	30	30	
DIV. I NON-CONF.	2- 8	297	2-8	154	235	287	287	30	30	
TOTALS	RPI 1-25	RPI 26-50	W-L RECORDS	RPI 51-100	RPI 101-150	RPI 150+				
2- 8	0- 0	0- 0	OVERALL	0- 3	0- 3	2- 2				
1- 1	0- 0	0- 0	HOME	0- 1	0- 0	1- 0				
0- 6	0- 0	0- 0	AWAY	0- 2	0- 2	0- 2				
1- 1	0- 0	0- 0	NEUTRAL	0- 0	0- 1	1- 0				
2- 8	0- 0	0- 0	NON-CONFERENCE	0- 3	0- 3	2- 2				
1- 1	0- 0	0- 0	HOME	0- 1	0- 0	1- 0				
0- 6	0- 0	0- 0	AWAY	0- 2	0- 2	0- 2				
1- 1	0- 0	0- 0	NEUTRAL	0- 0	0- 1	1- 0				
0- 0	0- 0	0- 0	CONFERENCE	0- 0	0- 0	0- 0				
0- 0	0- 0	0- 0	HOME	0- 0	0- 0	0- 0				
0- 0	0- 0	0- 0	AWAY	0- 0	0- 0	0- 0				
0- 0	0- 0	0- 0	NEUTRAL	0- 0	0- 0	0- 0				

RPI 1-25			RPI 26-50			RPI 51-100			RPI 101+			Team's RPI: 285
RPI	S	Opponent	Score	RPI	S	Opponent	Score	RPI	S	Opponent	Score	
						57 A Yale	40 87			101 N Nebraska	49 72	
						71 A Seton Hall	69 95			106 A Stony Brook	50 54	
						91 H Holy Cross	52 65			146 A Saint Joseph's	44 71	
										225 A Penn St.	65 88	
										281 A Siena	57 68	
										324 H Hofstra	71 44	
										327 N Detroit Mercy	66 60	
LAST 10 Division I												
						225 A Penn St.	65 88			327 N Detroit Mercy	66 60	
						57 A Yale	40 87			106 A Stony Brook	50 54	
						91 H Holy Cross	52 65			281 A Siena	57 68	
						146 A Saint Joseph's	44 71			324 H Hofstra	71 44	
						101 N Nebraska	49 72			71 A Seton Hall	69 95	

Non-Div I Games: Bridgeport 77 63

Sacred Heart

Loss, Non-Conf, S Site, H Home A Away N Neutral

Saint Francis (PA)

Through Games Of Dec. 22, 2019

Average RPI Win:	233	WON-LOST	WINNING	LAST 10	STRENGTH OF	OPP. STRENGTH	TEAM	ADJ.	CONF.	ADJ CONF.
Average RPI Loss:	112	RECORD	PCT. RANK	GAMES	SCHEDULE	OF SCHEDULE	RPI	RPI	RPI	RPI
DIV. I ONLY	2- 9	307	2-8	44	218	202	202	30	30	
DIV. I NON-CONF.	2- 9	307	2-8	45	221	201	201	30	30	
TOTALS	RPI 1-25	RPI 26-50	W-L RECORDS	RPI 51-100	RPI 101-150	RPI 150+				
2- 9	0- 0	0- 3	OVERALL	0- 2	0- 2	2- 2				
0- 3	0- 0	0- 0	HOME	0- 1	0- 1	0- 1				
1- 5	0- 0	0- 2	AWAY	0- 1	0- 1	1- 1				
1- 1	0- 0	0- 1	NEUTRAL	0- 0	0- 0	1- 0				
2- 9	0- 0	0- 3	NON-CONFERENCE	0- 2	0- 2	2- 2				
0- 3	0- 0	0- 0	HOME	0- 1	0- 1	0- 1				
1- 5	0- 0	0- 2	AWAY	0- 1	0- 1	1- 1				
1- 1	0- 0	0- 1	NEUTRAL	0- 0	0- 0	1- 0				
0- 0	0- 0	0- 0	CONFERENCE	0- 0	0- 0	0- 0				
0- 0	0- 0	0- 0	HOME	0- 0	0- 0	0- 0				
0- 0	0- 0	0- 0	AWAY	0- 0	0- 0	0- 0				
0- 0	0- 0	0- 0	NEUTRAL	0- 0	0- 0	0- 0				

RPI 1-25				RPI 26-50				RPI 51-100				RPI 101+				Team's RPI: 202	
RPI	S	Opponent	Score	RPI	S	Opponent	Score	RPI	S	Opponent	Score	RPI	S	Opponent	Score		
				26	A	Virginia Tech	41 105	95	A	Duquesne	69 72	111	H	Liberty	52 71		
				32	N	FGCU	64 97	99	H	Bucknell	46 70	139	A	South Fla.	23 62		
				42	A	West Virginia	45 74					160	H	Youngstown St.	46 56		
												217	N	Stetson	78 73		
												248	A	Vermont	73 69		
												304	A	Morehead St.	54 65		
LAST 10 Division I																	
				99	H	Bucknell	46 70	139	A	South Fla.	23 62						
				111	H	Liberty	52 71	32	N	FGCU	64 97						
				95	A	Duquesne	69 72	304	A	Morehead St.	54 65						
				160	H	Youngstown St.	46 56	217	N	Stetson	78 73						
				248	A	Vermont	73 69	42	A	West Virginia	45 74						

Non-Div I Games:

Saint Francis (PA)

■ Loss,
 ■ Non-Conf,
 ■ S Site,
 ■ H Home
 ■ A Away
 N Neutral

Saint Joseph's

Through Games Of Dec. 22, 2019

Average RPI Win:	169	WON-LOST	WINNING	LAST 10	STRENGTH OF	OPP. STRENGTH	TEAM	ADJ.	CONF.	ADJ CONF.
Average RPI Loss:	82	RECORD	PCT. RANK	GAMES	SCHEDULE	OF SCHEDULE	RPI	RPI	RPI	RPI
DIV. I ONLY	5- 6	187	4-6	75	122	146	146	11	11	
DIV. I NON-CONF.	5- 6	185	4-6	77	123	148	148	11	11	
TOTALS	RPI 1-25	RPI 26-50	W-L RECORDS	RPI 51-100	RPI 101-150	RPI 150+				
5- 6	0- 0	0- 0	OVERALL	1- 5	1- 1	3- 0				
3- 2	0- 0	0- 0	HOME	1- 2	0- 0	2- 0				
1- 2	0- 0	0- 0	AWAY	0- 1	0- 1	1- 0				
1- 2	0- 0	0- 0	NEUTRAL	0- 2	1- 0	0- 0				
5- 6	0- 0	0- 0	NON-CONFERENCE	1- 5	1- 1	3- 0				
3- 2	0- 0	0- 0	HOME	1- 2	0- 0	2- 0				
1- 2	0- 0	0- 0	AWAY	0- 1	0- 1	1- 0				
1- 2	0- 0	0- 0	NEUTRAL	0- 2	1- 0	0- 0				
0- 0	0- 0	0- 0	CONFERENCE	0- 0	0- 0	0- 0				
0- 0	0- 0	0- 0	HOME	0- 0	0- 0	0- 0				
0- 0	0- 0	0- 0	AWAY	0- 0	0- 0	0- 0				
0- 0	0- 0	0- 0	NEUTRAL	0- 0	0- 0	0- 0				

RPI 1-25			RPI 26-50			RPI 51-100			RPI 101+			Team's RPI: 146
RPI	S	Opponent	Score	RPI	S	Opponent	Score	RPI	S	Opponent	Score	
						61 N Furman	48 63	110 A Villanova		44 60		
						63 H Drexel	52 62	125 N Harvard		63 39		
						68 H Temple	67 63	162 A Columbia		71 57		
						71 N Seton Hall	39 55	206 H American		72 51		
						89 H Penn	45 55	285 H Sacred Heart		71 44		
						100 A Auburn	62 66					
LAST 10 Division I												
						61 N Furman	48 63	206 H American		72 51		
						125 N Harvard	63 39	100 A Auburn		62 66		
						110 A Villanova	44 60	89 H Penn		45 55		
						285 H Sacred Heart	71 44	71 N Seton Hall		39 55		
						63 H Drexel	52 62	68 H Temple		67 63		

Non-Div I Games:

Saint Joseph's

 Loss,
 Non-Conf,
 S Site,
 H Home
 A Away
 N Neutral

Average RPI Win:	151	WON-LOST	WINNING	LAST 10	STRENGTH OF	OPP. STRENGTH	TEAM	ADJ.	CONF.	ADJ CONF.
Average RPI Loss:	77	RECORD	PCT. RANK	GAMES	SCHEDULE	OF SCHEDULE	RPI	RPI	RPI	RPI
DIV. I ONLY	7- 5	127	5-5	12	172	38	38	11	11	
DIV. I NON-CONF.	7- 5	127	5-5	13	173	38	38	11	11	
TOTALS	RPI 1-25	RPI 26-50	W-L RECORDS	RPI 51-100	RPI 101-150	RPI 150+				
7- 5	0- 1	1- 1	OVERALL	1- 2	2- 0	3- 1				
4- 2	0- 1	1- 1	HOME	1- 0	1- 0	1- 0				
3- 3	0- 0	0- 0	AWAY	0- 2	1- 0	2- 1				
0- 0	0- 0	0- 0	NEUTRAL	0- 0	0- 0	0- 0				
7- 5	0- 1	1- 1	NON-CONFERENCE	1- 2	2- 0	3- 1				
4- 2	0- 1	1- 1	HOME	1- 0	1- 0	1- 0				
3- 3	0- 0	0- 0	AWAY	0- 2	1- 0	2- 1				
0- 0	0- 0	0- 0	NEUTRAL	0- 0	0- 0	0- 0				
0- 0	0- 0	0- 0	CONFERENCE	0- 0	0- 0	0- 0				
0- 0	0- 0	0- 0	HOME	0- 0	0- 0	0- 0				
0- 0	0- 0	0- 0	AWAY	0- 0	0- 0	0- 0				
0- 0	0- 0	0- 0	NEUTRAL	0- 0	0- 0	0- 0				

RPI 1-25				RPI 26-50				Team's RPI: 38				RPI 51-100				RPI 101+			
RPI	S	Opponent	Score	RPI	S	Opponent	Score	RPI	S	Opponent	Score	RPI	S	Opponent	Score	RPI	S	Opponent	Score
12	H	Princeton	50 66	44	H	Kansas	60 68	60	A	Vanderbilt	50 62	122	A	Cincinnati	60 50				
				48	H	Illinois St.	61 56	69	H	Colgate	61 51	134	H	UT Martin	56 50				
								82	A	Southern Ill.	53 61	156	H	Southeast Mo. St.	76 61				
												186	A	Missouri	58 83				
												237	A	Northern Ky.	67 42				
												294	A	SIUE	68 35				
LAST 10 Division I																			
				44	H	Kansas	60 68	82	A	Southern Ill.	53 61								
				12	H	Princeton	50 66	69	H	Colgate	61 51								
				48	H	Illinois St.	61 56	294	A	SIUE	68 35								
				186	A	Missouri	58 83	60	A	Vanderbilt	50 62								
				156	H	Southeast Mo. St.	76 61	237	A	Northern Ky.	67 42								

Non-Div I Games:

Saint Louis

Saint Mary's (CA)

Through Games Of Dec. 22, 2019

Average RPI Win:	235	WON-LOST	WINNING	LAST 10	STRENGTH OF	OPP. STRENGTH	TEAM	ADJ.	CONF.	ADJ CONF.
Average RPI Loss:	116	RECORD	PCT. RANK	GAMES	SCHEDULE	OF SCHEDULE	RPI	RPI	RPI	RPI
DIV. I ONLY	5- 6	187	5-5	56	241	152	152	12	12	
DIV. I NON-CONF.	5- 6	185	5-5	57	243	153	153	12	12	
TOTALS	RPI 1-25	RPI 26-50	W-L RECORDS	RPI 51-100	RPI 101-150	RPI 150+				
5- 6	0- 1	1- 2	OVERALL	0- 1	0- 0	4- 2				
4- 2	0- 1	1- 1	HOME	0- 0	0- 0	3- 0				
0- 4	0- 0	0- 1	AWAY	0- 1	0- 0	0- 2				
1- 0	0- 0	0- 0	NEUTRAL	0- 0	0- 0	1- 0				
5- 6	0- 1	1- 2	NON-CONFERENCE	0- 1	0- 0	4- 2				
4- 2	0- 1	1- 1	HOME	0- 0	0- 0	3- 0				
0- 4	0- 0	0- 1	AWAY	0- 1	0- 0	0- 2				
1- 0	0- 0	0- 0	NEUTRAL	0- 0	0- 0	1- 0				
0- 0	0- 0	0- 0	CONFERENCE	0- 0	0- 0	0- 0				
0- 0	0- 0	0- 0	HOME	0- 0	0- 0	0- 0				
0- 0	0- 0	0- 0	AWAY	0- 0	0- 0	0- 0				
0- 0	0- 0	0- 0	NEUTRAL	0- 0	0- 0	0- 0				

RPI 1-25				RPI 26-50				RPI 51-100				RPI 101+ Team's RPI: 152			
RPI	S	Opponent	Score	RPI	S	Opponent	Score	RPI	S	Opponent	Score	RPI	S	Opponent	Score
25	H	NC State	70 87	31	H	Western Ky.	80 73	79	A	UCF	58 67	188	A	Wyoming	67 69
				44	A	Kansas	81 86					273	H	UC Davis	83 74
				49	H	Marquette	63 77					275	N	St. Bonaventure	72 57
												276	H	UC Santa Barbara	64 43
												309	A	Nevada	72 78
												322	H	Cal Poly	84 67
LAST 10 Division I															
275	N	St. Bonaventure	72 57	49	H	Marquette	63 77	25	H	NC State	70 87				
79	A	UCF	58 67	273	H	UC Davis	83 74								
44	A	Kansas	81 86	188	A	Wyoming	67 69								
322	H	Cal Poly	84 67	276	H	UC Santa Barbara	64 43								
31	H	Western Ky.	80 73												

Non-Div I Games:

Saint Mary's (CA)

■ Loss,
 ■ Non-Conf,
 ■ S Site,
 ■ H Home
 ■ A Away
 N Neutral

Saint Peter's

Through Games Of Dec. 22, 2019

Average RPI Win:	319	WON-LOST	WINNING	LAST 10	STRENGTH OF	OPP. STRENGTH	TEAM	ADJ.	CONF.	ADJ CONF.
Average RPI Loss:	253	RECORD	PCT. RANK	GAMES	SCHEDULE	OF SCHEDULE	RPI	RPI	RPI	RPI
DIV. I ONLY	3- 5	227	3-5	351	224	339	339	24	24	
DIV. I NON-CONF.	3- 5	226	3-5	351	227	339	339	23	23	
TOTALS	RPI 1-25	RPI 26-50	W-L RECORDS	RPI 51-100	RPI 101-150	RPI 150+				
3- 5	0- 0	0- 0	OVERALL	0- 0	0- 0	3- 5				
1- 1	0- 0	0- 0	HOME	0- 0	0- 0	1- 1				
2- 4	0- 0	0- 0	AWAY	0- 0	0- 0	2- 4				
0- 0	0- 0	0- 0	NEUTRAL	0- 0	0- 0	0- 0				
3- 5	0- 0	0- 0	NON-CONFERENCE	0- 0	0- 0	3- 5				
1- 1	0- 0	0- 0	HOME	0- 0	0- 0	1- 1				
2- 4	0- 0	0- 0	AWAY	0- 0	0- 0	2- 4				
0- 0	0- 0	0- 0	NEUTRAL	0- 0	0- 0	0- 0				
0- 0	0- 0	0- 0	CONFERENCE	0- 0	0- 0	0- 0				
0- 0	0- 0	0- 0	HOME	0- 0	0- 0	0- 0				
0- 0	0- 0	0- 0	AWAY	0- 0	0- 0	0- 0				
0- 0	0- 0	0- 0	NEUTRAL	0- 0	0- 0	0- 0				

RPI 1-25				RPI 26-50				RPI 51-100				RPI 101+Team's RPI: 339			
RPI	S	Opponent	Score	RPI	S	Opponent	Score	RPI	S	Opponent	Score	RPI	S	Opponent	Score
												178	A	Howard	80 92
												211	A	Wagner	89 90
												239	A	Delaware St.	66 89
												279	H	Morgan St.	78 77
												306	A	NJIT	73 76
												329	H	Fairleigh Dickinson	71 77
												337	A	Coppin St.	82 57
												342	A	LIU Brooklyn	89 74
LAST 10 Division I															
				329	H	Fairleigh Dickinson	71 77					337	A	Coppin St.	82 57
				239	A	Delaware St.	66 89					211	A	Wagner	89 90
				306	A	NJIT	73 76					342	A	LIU Brooklyn	89 74
				279	H	Morgan St.	78 77								
				178	A	Howard	80 92								

Non-Div I Games:

Saint Peter's

■ Loss,
 ■ Non-Conf,
 ■ S Site,
 ■ H Home
 ■ A Away
 N Neutral

Average RPI Win:	260	WON-LOST	WINNING	LAST 10	STRENGTH OF	OPP. STRENGTH	TEAM	ADJ.	CONF.	ADJ CONF.
Average RPI Loss:	184	RECORD	PCT. RANK	GAMES	SCHEDULE	OF SCHEDULE	RPI	RPI	RPI	RPI
DIV. I ONLY	4- 4	162	4-4	277	271	176	176	26	26	
DIV. I NON-CONF.	2- 4	234	2-4	147	311	190	190	26	26	
TOTALS	RPI 1-25	RPI 26-50	W-L RECORDS	RPI 51-100	RPI 101-150	RPI 150+				
4- 4	0- 0	0- 1	OVERALL	0- 0	0- 0	4- 3				
1- 0	0- 0	0- 0	HOME	0- 0	0- 0	1- 0				
3- 4	0- 0	0- 1	AWAY	0- 0	0- 0	3- 3				
0- 0	0- 0	0- 0	NEUTRAL	0- 0	0- 0	0- 0				
2- 4	0- 0	0- 1	NON-CONFERENCE	0- 0	0- 0	2- 3				
1- 0	0- 0	0- 0	HOME	0- 0	0- 0	1- 0				
1- 4	0- 0	0- 1	AWAY	0- 0	0- 0	1- 3				
0- 0	0- 0	0- 0	NEUTRAL	0- 0	0- 0	0- 0				
2- 0	0- 0	0- 0	CONFERENCE	0- 0	0- 0	2- 0				
0- 0	0- 0	0- 0	HOME	0- 0	0- 0	0- 0				
2- 0	0- 0	0- 0	AWAY	0- 0	0- 0	2- 0				
0- 0	0- 0	0- 0	NEUTRAL	0- 0	0- 0	0- 0				

RPI 1-25			RPI 26-50			RPI 51-100			RPI 101+			Team's RPI: 176
RPI	S	Opponent	Score	RPI	S	Opponent	Score	RPI	S	Opponent	Score	
				39	A	Oklahoma	71 95					
								155	H	Louisiana	77 73	
								182	A	Texas Tech	57 99	
								194	A	New Orleans	78 46	
								218	A	Oral Roberts	41 64	
								297	A	Ole Miss	69 75	
								344	A	Northwestern St.	79 69	
								345	A	UTSA	81 77	
LAST 10 Division I												
				39	A	Oklahoma	71 95	194	A	New Orleans	78 46	
				345	A	UTSA	81 77	344	A	Northwestern St.	79 69	
				218	A	Oral Roberts	41 64	155	H	Louisiana	77 73	
				297	A	Ole Miss	69 75					
				182	A	Texas Tech	57 99					

Non-Div I Games: Jarvis Christian 114 46 Howard Payne 91 49

Sam Houston St.

Loss, Non-Conf, S Site, H Home A Away N Neutral

Average RPI Win:	233	WON-LOST	WINNING	LAST 10	STRENGTH OF	OPP. STRENGTH	TEAM	ADJ.	CONF.	ADJ CONF.
Average RPI Loss:	112	RECORD	PCT. RANK	GAMES	SCHEDULE	OF SCHEDULE	RPI	RPI	RPI	RPI
DIV. I ONLY	3- 9	272	3-7	28	294	144	144	22	22	
DIV. I NON-CONF.	3- 9	272	3-7	29	296	146	146	22	22	
TOTALS	RPI 1-25	RPI 26-50	W-L RECORDS	RPI 51-100	RPI 101-150	RPI 150+				
3- 9	0- 1	0- 3	OVERALL	0- 0	0- 2	3- 3				
0- 3	0- 0	0- 2	HOME	0- 0	0- 0	0- 1				
3- 6	0- 1	0- 1	AWAY	0- 0	0- 2	3- 2				
0- 0	0- 0	0- 0	NEUTRAL	0- 0	0- 0	0- 0				
3- 9	0- 1	0- 3	NON-CONFERENCE	0- 0	0- 2	3- 3				
0- 3	0- 0	0- 2	HOME	0- 0	0- 0	0- 1				
3- 6	0- 1	0- 1	AWAY	0- 0	0- 2	3- 2				
0- 0	0- 0	0- 0	NEUTRAL	0- 0	0- 0	0- 0				
0- 0	0- 0	0- 0	CONFERENCE	0- 0	0- 0	0- 0				
0- 0	0- 0	0- 0	HOME	0- 0	0- 0	0- 0				
0- 0	0- 0	0- 0	AWAY	0- 0	0- 0	0- 0				
0- 0	0- 0	0- 0	NEUTRAL	0- 0	0- 0	0- 0				

RPI 1-25				RPI 26-50				RPI 51-100				RPI 101+				Team's RPI: 144	
RPI	S	Opponent	Score	RPI	S	Opponent	Score	RPI	S	Opponent	Score	RPI	S	Opponent	Score		
11	A	Florida St.	59 88	28	A	Kentucky	49 79					134	A	UT Martin	75 80		
				31	H	Western Ky.	84 88					138	A	UAB	69 76		
				50	H	Troy	65 74					180	A	Murray St.	84 56		
												187	A	Florida	48 84		
												195	A	Kennesaw St.	55 60		
												234	H	Tennessee Tech	57 72		
												236	A	North Ala.	79 63		
												283	A	Alabama St.	83 48		
LAST 10 Division I																	
				283	A	Alabama St.	83 48	180	A	Murray St.	84 56						
				236	A	North Ala.	79 63	31	H	Western Ky.	84 88						
				234	H	Tennessee Tech	57 72	28	A	Kentucky	49 79						
				134	A	UT Martin	75 80	138	A	UAB	69 76						
				11	A	Florida St.	59 88	187	A	Florida	48 84						

Non-Div I Games: Montevallo 81 60

Samford

■ Loss,
 ■ Non-Conf,
 ■ S Site,
 ■ H Home
 ■ A Away
 N Neutral

Average RPI Win: 261		WON-LOST	WINNING	LAST 10	STRENGTH OF	OPP. STRENGTH	TEAM	ADJ.	CONF.	ADJ CONF.
Average RPI Loss: 160		RECORD	PCT. RANK	GAMES	SCHEDULE	OF SCHEDULE	RPI	RPI	RPI	RPI
DIV. I ONLY		5- 5	162	5-5	175	314	213	213	12	12
DIV. I NON-CONF.		5- 5	162	5-5	175	314	214	214	12	12
TOTALS	RPI 1-25	RPI 26-50		W-L RECORDS		RPI 51-100	RPI 101-150	RPI 150+		
5- 5	0- 0	0- 0		OVERALL		0- 1	0- 1	5- 3		
3- 4	0- 0	0- 0		HOME		0- 1	0- 1	3- 2		
2- 1	0- 0	0- 0		AWAY		0- 0	0- 0	2- 1		
0- 0	0- 0	0- 0		NEUTRAL		0- 0	0- 0	0- 0		
5- 5	0- 0	0- 0		NON-CONFERENCE		0- 1	0- 1	5- 3		
3- 4	0- 0	0- 0		HOME		0- 1	0- 1	3- 2		
2- 1	0- 0	0- 0		AWAY		0- 0	0- 0	2- 1		
0- 0	0- 0	0- 0		NEUTRAL		0- 0	0- 0	0- 0		
0- 0	0- 0	0- 0		CONFERENCE		0- 0	0- 0	0- 0		
0- 0	0- 0	0- 0		HOME		0- 0	0- 0	0- 0		
0- 0	0- 0	0- 0		AWAY		0- 0	0- 0	0- 0		
0- 0	0- 0	0- 0		NEUTRAL		0- 0	0- 0	0- 0		

RPI 1-25				RPI 26-50				RPI 51-100				RPI 101+				Team's RPI: 213	
RPI	S	Opponent	Score	RPI	S	Opponent	Score	RPI	S	Opponent	Score	RPI	S	Opponent	Score		
								93	H	Idaho	32 65	103	H	Washington	47 65		
												182	H	Texas Tech	60 64		
												204	H	Monmouth	57 49		
												208	H	Cal St. Fullerton	67 72		
												216	A	San Jose St.	82 88		
												242	H	Towson	81 67		
												245	H	CSUN	59 40		
												300	A	San Diego St.	70 47		
												314	A	Air Force	70 59		
LAST 10 Division I																	
				93	H	Idaho	32 65	245	H	CSUN	59 40						
				182	H	Texas Tech	60 64	103	H	Washington	47 65						
				204	H	Monmouth	57 49	300	A	San Diego St.	70 47						
				216	A	San Jose St.	82 88	208	H	Cal St. Fullerton	67 72						
				314	A	Air Force	70 59	242	H	Towson	81 67						

Non-Div I Games:	Biola	81	28
------------------	-------	----	----

San Diego

■ Loss, ■ Non-Conf, S Site, H Home A Away N Neutral

Average RPI Win:	268	WON-LOST	WINNING	LAST 10	STRENGTH OF	OPP. STRENGTH	TEAM	ADJ.	CONF.	ADJ CONF.
Average RPI Loss:	192	RECORD	PCT. RANK	GAMES	SCHEDULE	OF SCHEDULE	RPI	RPI	RPI	RPI
DIV. I ONLY	5- 7	209	4-6	300	280	300	300	23	23	
DIV. I NON-CONF.	4- 6	212	3-5	311	244	303	303	24	24	
TOTALS	RPI 1-25	RPI 26-50	W-L RECORDS	RPI 51-100	RPI 101-150	RPI 150+				
5- 7	0- 0	0- 0	OVERALL	0- 1	0- 0	5- 6				
3- 4	0- 0	0- 0	HOME	0- 1	0- 0	3- 3				
2- 3	0- 0	0- 0	AWAY	0- 0	0- 0	2- 3				
0- 0	0- 0	0- 0	NEUTRAL	0- 0	0- 0	0- 0				
4- 6	0- 0	0- 0	NON-CONFERENCE	0- 1	0- 0	4- 5				
2- 4	0- 0	0- 0	HOME	0- 1	0- 0	2- 3				
2- 2	0- 0	0- 0	AWAY	0- 0	0- 0	2- 2				
0- 0	0- 0	0- 0	NEUTRAL	0- 0	0- 0	0- 0				
1- 1	0- 0	0- 0	CONFERENCE	0- 0	0- 0	1- 1				
1- 0	0- 0	0- 0	HOME	0- 0	0- 0	1- 0				
0- 1	0- 0	0- 0	AWAY	0- 0	0- 0	0- 1				
0- 0	0- 0	0- 0	NEUTRAL	0- 0	0- 0	0- 0				

RPI 1-25			RPI 26-50			RPI 51-100			RPI 101+			Team's RPI: 300
RPI	S	Opponent	Score	RPI	S	Opponent	Score	RPI	S	Opponent	Score	
						58 H California	48 74	151 A Hawaii		58 61		
								191 H Alabama A&M		53 61		
								208 H Cal St. Fullerton		55 45		
								213 H San Diego		47 70		
								216 A San Jose St.		67 84		
								241 H Arkansas St.		62 71		
								242 H Towson		80 72		
								246 A California Baptist		80 68		
								276 A UC Santa Barbara		52 64		
								295 H Colorado St.		59 49		
								351 A Incarnate Word		57 48		
LAST 10 Division I												
295 H Colorado St.		59 49	351 A Incarnate Word		57 48							
241 H Arkansas St.		62 71	246 A California Baptist		80 68							
276 A UC Santa Barbara		52 64	213 H San Diego		47 70							
58 H California		48 74	216 A San Jose St.		67 84							
208 H Cal St. Fullerton		55 45	191 H Alabama A&M		53 61							

Non-Div I Games: Westcliff 77 56

San Diego St.

San Francisco

Through Games Of Dec. 22, 2019

Average RPI Win:	199	WON-LOST	WINNING	LAST 10	STRENGTH OF	OPP. STRENGTH	TEAM	ADJ.	CONF.	ADJ CONF.
Average RPI Loss:	97	RECORD	PCT. RANK	GAMES	SCHEDULE	OF SCHEDULE	RPI	RPI	RPI	RPI
DIV. I ONLY	7- 5	127	6-4	178	79	130	130	12	12	
DIV. I NON-CONF.	7- 5	127	6-4	177	79	131	131	12	12	
TOTALS	RPI 1-25	RPI 26-50	W-L RECORDS	RPI 51-100	RPI 101-150	RPI 150+				
7- 5	0- 2	0- 0	OVERALL	0- 1	2- 1	5- 1				
3- 2	0- 1	0- 0	HOME	0- 1	0- 0	3- 0				
1- 2	0- 0	0- 0	AWAY	0- 0	0- 1	1- 1				
3- 1	0- 1	0- 0	NEUTRAL	0- 0	2- 0	1- 0				
7- 5	0- 2	0- 0	NON-CONFERENCE	0- 1	2- 1	5- 1				
3- 2	0- 1	0- 0	HOME	0- 1	0- 0	3- 0				
1- 2	0- 0	0- 0	AWAY	0- 0	0- 1	1- 1				
3- 1	0- 1	0- 0	NEUTRAL	0- 0	2- 0	1- 0				
0- 0	0- 0	0- 0	CONFERENCE	0- 0	0- 0	0- 0				
0- 0	0- 0	0- 0	HOME	0- 0	0- 0	0- 0				
0- 0	0- 0	0- 0	AWAY	0- 0	0- 0	0- 0				
0- 0	0- 0	0- 0	NEUTRAL	0- 0	0- 0	0- 0				

RPI 1-25				RPI 26-50				RPI 51-100				RPI 101+ Team's RPI: 130			
RPI	S	Opponent	Score	RPI	S	Opponent	Score	RPI	S	Opponent	Score	RPI	S	Opponent	Score
4	H	Stanford	71 97					93	H	Idaho	60 66	103	A	Washington	54 73
13	N	Mississippi St.	38 73									105	N	Houston	80 57
												114	N	Bowling Green	64 56
												161	A	Northern Colo.	90 83
												208	H	Cal St. Fullerton	71 63
												215	N	UC Irvine	68 61
												245	H	CSUN	79 61
												273	A	UC Davis	67 79
												347	H	Sacramento St.	87 82
LAST 10 Division I															
				105	N	Houston	80 57			215	N	UC Irvine	68 61		
				114	N	Bowling Green	64 56			103	A	Washington	54 73		
				13	N	Mississippi St.	38 73			347	H	Sacramento St.	87 82		
				273	A	UC Davis	67 79			208	H	Cal St. Fullerton	71 63		
				93	H	Idaho	60 66			245	H	CSUN	79 61		

Non-Div I Games:

San Francisco

■ Loss,
 ■ Non-Conf,
 ■ S Site,
 ■ H Home
 ■ A Away
 N Neutral

Average RPI Win:	244	WON-LOST	WINNING	LAST 10	STRENGTH OF	OPP. STRENGTH	TEAM	ADJ.	CONF.	ADJ CONF.
Average RPI Loss:	154	RECORD	PCT. RANK	GAMES	SCHEDULE	OF SCHEDULE	RPI	RPI	RPI	RPI
DIV. I ONLY	7- 5	127	6-4	321	127	216	216	23	23	
DIV. I NON-CONF.	5- 5	162	4-4	325	90	268	268	24	24	
TOTALS	RPI 1-25	RPI 26-50	W-L RECORDS	RPI 51-100	RPI 101-150	RPI 150+				
7- 5	0- 0	0- 0	OVERALL	1- 1	0- 2	6- 2				
5- 0	0- 0	0- 0	HOME	1- 0	0- 0	4- 0				
2- 3	0- 0	0- 0	AWAY	0- 1	0- 1	2- 1				
0- 2	0- 0	0- 0	NEUTRAL	0- 0	0- 1	0- 1				
5- 5	0- 0	0- 0	NON-CONFERENCE	1- 1	0- 2	4- 2				
4- 0	0- 0	0- 0	HOME	1- 0	0- 0	3- 0				
1- 3	0- 0	0- 0	AWAY	0- 1	0- 1	1- 1				
0- 2	0- 0	0- 0	NEUTRAL	0- 0	0- 1	0- 1				
2- 0	0- 0	0- 0	CONFERENCE	0- 0	0- 0	2- 0				
1- 0	0- 0	0- 0	HOME	0- 0	0- 0	1- 0				
1- 0	0- 0	0- 0	AWAY	0- 0	0- 0	1- 0				
0- 0	0- 0	0- 0	NEUTRAL	0- 0	0- 0	0- 0				

RPI 1-25			RPI 26-50			RPI 51-100			RPI 101+			Team's RPI: 216
RPI	S	Opponent	Score	RPI	S	Opponent	Score	RPI	S	Opponent	Score	
						72 H Buffalo	95 88	117 A Santa Clara		81 89		
						96 A CSU Bakersfield	71 75	118 N BYU		56 75		
								213 H San Diego		88 82		
								215 A UC Irvine		77 79		
								223 N Northern Ariz.		64 67		
								243 A Utah St.		76 61		
								259 H Eastern Wash.		84 66		
								276 A UC Santa Barbara		73 70		
								300 H San Diego St.		84 67		
								347 H Sacramento St.		73 67		
LAST 10 Division I												
		96 A CSU Bakersfield	71 75			223 N Northern Ariz.	64 67					
		213 H San Diego	88 82			118 N BYU	56 75					
		72 H Buffalo	95 88			300 H San Diego St.	84 67					
		347 H Sacramento St.	73 67			243 A Utah St.	76 61					
		276 A UC Santa Barbara	73 70			117 A Santa Clara	81 89					

Non-Div I Games: La Verne 128 62

San Jose St.

Santa Clara

Through Games Of Dec. 22, 2019

Average RPI Win:	211	WON-LOST	WINNING	LAST 10	STRENGTH OF	OPP. STRENGTH	TEAM	ADJ.	CONF.	ADJ CONF.
Average RPI Loss:	110	RECORD	PCT. RANK	GAMES	SCHEDULE	OF SCHEDULE	RPI	RPI	RPI	RPI
DIV. I ONLY	5- 5	162	5-5	95	183	117	117	12	12	
DIV. I NON-CONF.	5- 5	162	5-5	96	184	117	117	12	12	
TOTALS	RPI 1-25	RPI 26-50	W-L RECORDS	RPI 51-100	RPI 101-150	RPI 150+				
5- 5	0- 1	0- 0	OVERALL	0- 2	1- 0	4- 2				
2- 1	0- 0	0- 0	HOME	0- 0	0- 0	2- 1				
2- 3	0- 1	0- 0	AWAY	0- 2	0- 0	2- 0				
1- 1	0- 0	0- 0	NEUTRAL	0- 0	1- 0	0- 1				
5- 5	0- 1	0- 0	NON-CONFERENCE	0- 2	1- 0	4- 2				
2- 1	0- 0	0- 0	HOME	0- 0	0- 0	2- 1				
2- 3	0- 1	0- 0	AWAY	0- 2	0- 0	2- 0				
1- 1	0- 0	0- 0	NEUTRAL	0- 0	1- 0	0- 1				
0- 0	0- 0	0- 0	CONFERENCE	0- 0	0- 0	0- 0				
0- 0	0- 0	0- 0	HOME	0- 0	0- 0	0- 0				
0- 0	0- 0	0- 0	AWAY	0- 0	0- 0	0- 0				
0- 0	0- 0	0- 0	NEUTRAL	0- 0	0- 0	0- 0				

RPI 1-25				RPI 26-50				RPI 51-100				RPI 101+ Team's RPI: 117			
RPI	S	Opponent	Score	RPI	S	Opponent	Score	RPI	S	Opponent	Score	RPI	S	Opponent	Score
2	A	Missouri St.	64 71					56	A	Arizona	52 65	149	N	Montana	68 58
								58	A	California	65 69	171	H	Fresno St.	90 66
												199	N	Delaware	80 81
												216	H	San Jose St.	89 81
												235	H	Long Beach St.	46 54
												245	A	CSUN	76 55
												273	A	UC Davis	62 61
LAST 10 Division I															
		199 N Delaware	80 81			171 H Fresno St.	90 66								
		149 N Montana	68 58			245 A CSUN	76 55								
		2 A Missouri St.	64 71			58 A California	65 69								
		273 A UC Davis	62 61			235 H Long Beach St.	46 54								
		216 H San Jose St.	89 81			56 A Arizona	52 65								

Non-Div I Games: UC Santa Cruz 109 51

Santa Clara

Loss, Non-Conf, S Site, H Home A Away N Neutral

Average RPI Win:	301	WON-LOST	WINNING	LAST 10	STRENGTH OF	OPP. STRENGTH	TEAM	ADJ.	CONF.	ADJ CONF.
Average RPI Loss:	175	RECORD	PCT. RANK	GAMES	SCHEDULE	OF SCHEDULE	RPI	RPI	RPI	RPI
DIV. I ONLY	3- 6	233	3-6	346	160	333	333	32	32	
DIV. I NON-CONF.	3- 6	234	3-6	347	163	333	333	32	32	
TOTALS	RPI 1-25	RPI 26-50	W-L RECORDS	RPI 51-100	RPI 101-150	RPI 150+				
3- 6	0- 0	0- 0	OVERALL	0- 1	0- 2	3- 3				
2- 2	0- 0	0- 0	HOME	0- 1	0- 1	2- 0				
1- 4	0- 0	0- 0	AWAY	0- 0	0- 1	1- 3				
0- 0	0- 0	0- 0	NEUTRAL	0- 0	0- 0	0- 0				
3- 6	0- 0	0- 0	NON-CONFERENCE	0- 1	0- 2	3- 3				
2- 2	0- 0	0- 0	HOME	0- 1	0- 1	2- 0				
1- 4	0- 0	0- 0	AWAY	0- 0	0- 1	1- 3				
0- 0	0- 0	0- 0	NEUTRAL	0- 0	0- 0	0- 0				
0- 0	0- 0	0- 0	CONFERENCE	0- 0	0- 0	0- 0				
0- 0	0- 0	0- 0	HOME	0- 0	0- 0	0- 0				
0- 0	0- 0	0- 0	AWAY	0- 0	0- 0	0- 0				
0- 0	0- 0	0- 0	NEUTRAL	0- 0	0- 0	0- 0				

RPI 1-25				RPI 26-50				RPI 51-100				RPI 101+				Team's RPI: 333	
RPI	S	Opponent	Score	RPI	S	Opponent	Score	RPI	S	Opponent	Score	RPI	S	Opponent	Score		
								93	H	Idaho	84	90	103	A	Washington	46	78
												129	H	Montana St.	65	73	
												223	A	Northern Ariz.	80	88	
												235	H	Long Beach St.	66	54	
												243	A	Utah St.	63	70	
												256	A	Idaho St.	48	73	
												322	A	Cal Poly	72	49	
												347	H	Sacramento St.	88	84	
LAST 10 Division I																	
				103	A	Washington	46	78	322	A	Cal Poly	72	49				
				93	H	Idaho	84	90	235	H	Long Beach St.	66	54				
				223	A	Northern Ariz.	80	88	347	H	Sacramento St.	88	84				
				256	A	Idaho St.	48	73	129	H	Montana St.	65	73				
				243	A	Utah St.	63	70									

Non-Div I Games: Warner Pacific 89 47 Saint Martin's 91 81 Central Wash. 75 65

Seattle U

Average RPI Win:	196	WON-LOST	WINNING	LAST 10	STRENGTH OF	OPP. STRENGTH	TEAM	ADJ.	CONF.	ADJ CONF.
Average RPI Loss:	32	RECORD	PCT. RANK	GAMES	SCHEDULE	OF SCHEDULE	RPI	RPI	RPI	RPI
DIV. I ONLY	7- 4	102	6-4	62	33	71	71	6	6	
DIV. I NON-CONF.	7- 4	102	6-4	63	33	70	70	6	6	
TOTALS	RPI 1-25	RPI 26-50	W-L RECORDS	RPI 51-100	RPI 101-150	RPI 150+				
7- 4	0- 2	0- 1	OVERALL	1- 1	1- 0	5- 0				
4- 2	0- 2	0- 0	HOME	0- 0	0- 0	4- 0				
1- 1	0- 0	0- 0	AWAY	0- 1	0- 0	1- 0				
2- 1	0- 0	0- 1	NEUTRAL	1- 0	1- 0	0- 0				
7- 4	0- 2	0- 1	NON-CONFERENCE	1- 1	1- 0	5- 0				
4- 2	0- 2	0- 0	HOME	0- 0	0- 0	4- 0				
1- 1	0- 0	0- 0	AWAY	0- 1	0- 0	1- 0				
2- 1	0- 0	0- 1	NEUTRAL	1- 0	1- 0	0- 0				
0- 0	0- 0	0- 0	CONFERENCE	0- 0	0- 0	0- 0				
0- 0	0- 0	0- 0	HOME	0- 0	0- 0	0- 0				
0- 0	0- 0	0- 0	AWAY	0- 0	0- 0	0- 0				
0- 0	0- 0	0- 0	NEUTRAL	0- 0	0- 0	0- 0				

RPI 1-25				RPI 26-50				RPI 51-100				RPI 101+			
RPI	S	Opponent	Score	RPI	S	Opponent	Score	RPI	S	Opponent	Score	RPI	S	Opponent	Score
1	H	UConn	78 92	27	N	Georgia Tech	54 79	60	N	Vanderbilt	69 65	146	N	Saint Joseph's	55 39
12	H	Princeton	76 78					86	A	Lehigh	68 75	193	H	VCU	53 33
												197	A	Iona	89 37
												220	H	Lafayette	74 50
												274	H	Fairfield	74 44
												285	H	Sacred Heart	95 69
LAST 10 Division I															
		86	A	Lehigh	68	75	220	H	Lafayette	74	50				
		146	N	Saint Joseph's	55	39	197	A	Iona	89	37				
		12	H	Princeton	76	78	1	H	UConn	78	92				
		193	H	VCU	53	33	60	N	Vanderbilt	69	65				
		274	H	Fairfield	74	44	27	N	Georgia Tech	54	79				

Non-Div I Games:

Seton Hall

■ Loss,
■ Non-Conf,
■ S Site,
■ H Home
■ A Away
N Neutral

Average RPI Win:	306	WON-LOST	WINNING	LAST 10	STRENGTH OF	OPP. STRENGTH	TEAM	ADJ.	CONF.	ADJ CONF.
Average RPI Loss:	150	RECORD	PCT. RANK	GAMES	SCHEDULE	OF SCHEDULE	RPI	RPI	RPI	RPI
DIV. I ONLY	2- 7	286	2-7	83	346	281	281	24	24	
DIV. I NON-CONF.	2- 7	286	2-7	85	346	283	283	23	23	
TOTALS	RPI 1-25	RPI 26-50	W-L RECORDS	RPI 51-100	RPI 101-150	RPI 150+				
2- 7	0- 0	0- 0	OVERALL	0- 2	0- 2	2- 3				
2- 1	0- 0	0- 0	HOME	0- 0	0- 1	2- 0				
0- 6	0- 0	0- 0	AWAY	0- 2	0- 1	0- 3				
0- 0	0- 0	0- 0	NEUTRAL	0- 0	0- 0	0- 0				
2- 7	0- 0	0- 0	NON-CONFERENCE	0- 2	0- 2	2- 3				
2- 1	0- 0	0- 0	HOME	0- 0	0- 1	2- 0				
0- 6	0- 0	0- 0	AWAY	0- 2	0- 1	0- 3				
0- 0	0- 0	0- 0	NEUTRAL	0- 0	0- 0	0- 0				
0- 0	0- 0	0- 0	CONFERENCE	0- 0	0- 0	0- 0				
0- 0	0- 0	0- 0	HOME	0- 0	0- 0	0- 0				
0- 0	0- 0	0- 0	AWAY	0- 0	0- 0	0- 0				
0- 0	0- 0	0- 0	NEUTRAL	0- 0	0- 0	0- 0				

RPI 1-25				RPI 26-50				RPI 51-100				RPI 101+				Team's RPI: 281	
RPI	S	Opponent	Score	RPI	S	Opponent	Score	RPI	S	Opponent	Score	RPI	S	Opponent	Score		
								69	A	Colgate	51	88	108	H	Binghamton	62	89
								89	A	Penn	44	92	125	A	Harvard	51	68
												154	A	Massachusetts	55	61	
												177	A	Fla. Atlantic	39	83	
												285	H	Sacred Heart	68	57	
												326	H	Albany (NY)	52	46	
												329	A	Fairleigh Dickinson	58	67	
LAST 10 Division I																	
				285	H	Sacred Heart	68	57	329	A	Fairleigh Dickinson	58	67				
				125	A	Harvard	51	68	154	A	Massachusetts	55	61				
				89	A	Penn	44	92	326	H	Albany (NY)	52	46				
				108	H	Binghamton	62	89	69	A	Colgate	51	88				
									177	A	Fla. Atlantic	39	83				

Non-Div I Games:

Siena

South Alabama

Through Games Of Dec. 22, 2019

Average RPI Win:	254	WON-LOST	WINNING	LAST 10	STRENGTH OF	OPP. STRENGTH	TEAM	ADJ.	CONF.	ADJ CONF.
Average RPI Loss:	132	RECORD	PCT. RANK	GAMES	SCHEDULE	OF SCHEDULE	RPI	RPI	RPI	RPI
DIV. I ONLY	3- 7	253	3-7	158	221	262	262	20	20	
DIV. I NON-CONF.	3- 7	251	3-7	159	224	262	262	20	20	
TOTALS	RPI 1-25	RPI 26-50	W-L RECORDS	RPI 51-100	RPI 101-150	RPI 150+				
3- 7	0- 0	0- 1	OVERALL	0- 2	0- 2	3- 2				
2- 4	0- 0	0- 1	HOME	0- 2	0- 1	2- 0				
1- 3	0- 0	0- 0	AWAY	0- 0	0- 1	1- 2				
0- 0	0- 0	0- 0	NEUTRAL	0- 0	0- 0	0- 0				
3- 7	0- 0	0- 1	NON-CONFERENCE	0- 2	0- 2	3- 2				
2- 4	0- 0	0- 1	HOME	0- 2	0- 1	2- 0				
1- 3	0- 0	0- 0	AWAY	0- 0	0- 1	1- 2				
0- 0	0- 0	0- 0	NEUTRAL	0- 0	0- 0	0- 0				
0- 0	0- 0	0- 0	CONFERENCE	0- 0	0- 0	0- 0				
0- 0	0- 0	0- 0	HOME	0- 0	0- 0	0- 0				
0- 0	0- 0	0- 0	AWAY	0- 0	0- 0	0- 0				
0- 0	0- 0	0- 0	NEUTRAL	0- 0	0- 0	0- 0				

RPI S	Opponent	Score	RPI S	Opponent	Score	RPI S	Opponent	Score	RPI S	Opponent	Score	Team's RPI: 262
41	H Rutgers	56 77	74	H Alabama	62 74	138	A UAB	61 77	140	H Miami (OH)	73 76	
			100	H Auburn	62 82	183	A Tulane	62 53	200	A Southern Miss.	55 62	
						233	A ETSU	60 65	250	H A&M-Corpus Christi	83 82	
						328	H Tennessee St.	70 48				
LAST 10 Division I												
233	A ETSU	60 65	200	A Southern Miss.	55 62							
140	H Miami (OH)	73 76	183	A Tulane	62 53							
250	H A&M-Corpus Christi	83 82	100	H Auburn	62 82							
138	A UAB	61 77	328	H Tennessee St.	70 48							
41	H Rutgers	56 77	74	H Alabama	62 74							

Non-Div I Games: William Carey 68 52 Mobile 103 59

South Alabama

Loss, Non-Conf, S Site, H Home A Away N Neutral

South Carolina

Through Games Of Dec. 22, 2019

Average RPI Win:	124	WON-LOST	WINNING	LAST 10	STRENGTH OF	OPP. STRENGTH	TEAM	ADJ.	CONF.	ADJ CONF.
Average RPI Loss:	15	RECORD	PCT. RANK	GAMES	SCHEDULE	OF SCHEDULE	RPI	RPI	RPI	RPI
DIV. I ONLY	12- 1	10	9-1	26	28	6	6	4	4	
DIV. I NON-CONF.	12- 1	10	9-1	25	27	6	6	4	4	
TOTALS	RPI 1-25	RPI 26-50	W-L RECORDS	RPI 51-100	RPI 101-150	RPI 150+				
12- 1	3- 1	2- 0	OVERALL	2- 0	1- 0	4- 0				
6- 0	3- 0	0- 0	HOME	0- 0	0- 0	3- 0				
4- 0	0- 0	1- 0	AWAY	1- 0	1- 0	1- 0				
2- 1	0- 1	1- 0	NEUTRAL	1- 0	0- 0	0- 0				
12- 1	3- 1	2- 0	NON-CONFERENCE	2- 0	1- 0	4- 0				
6- 0	3- 0	0- 0	HOME	0- 0	0- 0	3- 0				
4- 0	0- 0	1- 0	AWAY	1- 0	1- 0	1- 0				
2- 1	0- 1	1- 0	NEUTRAL	1- 0	0- 0	0- 0				
0- 0	0- 0	0- 0	CONFERENCE	0- 0	0- 0	0- 0				
0- 0	0- 0	0- 0	HOME	0- 0	0- 0	0- 0				
0- 0	0- 0	0- 0	AWAY	0- 0	0- 0	0- 0				
0- 0	0- 0	0- 0	NEUTRAL	0- 0	0- 0	0- 0				

RPI	S	Opponent	Score	RPI	S	Opponent	Score	RPI	S	Opponent	Score	RPI	S	Opponent	Score
15	N	Indiana	57 71	35	N	Baylor	74 59	68	A	Temple	78 71	127	A	Dayton	75 49
19	H	Purdue	85 49	45	A	Maryland	63 54	98	N	Washington St.	68 53	184	A	Clemson	84 48
22	H	South Dakota	73 60									277	H	Appalachian St.	92 50
24	H	Duke	89 46									283	H	Alabama St.	103 43
												305	H	USC Upstate	112 32
LAST 10 Division I															
22	H	South Dakota	73 60	24	H	Duke	89 46								
15	N	Indiana	57 71	19	H	Purdue	85 49								
184	A	Clemson	84 48	68	A	Temple	78 71								
305	H	USC Upstate	112 32	35	N	Baylor	74 59								
277	H	Appalachian St.	92 50	98	N	Washington St.	68 53								

Non-Div I Games:

South Carolina

Loss, Non-Conf, S Site, H Home A Away N Neutral

Season Carolina Softball				Through Games Of Dec. 11, 1919						
Average RPI Win:	330	WON-LOST	WINNING	LAST 10	STRENGTH OF	OPP. STRENGTH	TEAM	ADJ.	CONF.	ADJ CONF.
Average RPI Loss:	266	RECORD	PCT. RANK	GAMES	SCHEDULE	OF SCHEDULE	RPI	RPI	RPI	RPI
DIV. I ONLY	1- 11	335	0-10	343	340	349	349	31	31	
DIV. I NON-CONF.	1- 11	335	0-10	344	340	349	349	31	31	
<hr/>										
TOTALS	RPI 1-25		RPI 26-50	W-L RECORDS	RPI 51-100		RPI 101-150		RPI 150+	
1- 11	0- 0		0- 0	OVERALL	0- 0		0- 1		1- 10	
0- 5	0- 0		0- 0	HOME	0- 0		0- 1		0- 4	
1- 5	0- 0		0- 0	AWAY	0- 0		0- 0		1- 5	
0- 1	0- 0		0- 0	NEUTRAL	0- 0		0- 0		0- 1	
1- 11	0- 0		0- 0	NON-CONFERENCE	0- 0		0- 1		1- 10	
0- 5	0- 0		0- 0	HOME	0- 0		0- 1		0- 4	
1- 5	0- 0		0- 0	AWAY	0- 0		0- 0		1- 5	
0- 1	0- 0		0- 0	NEUTRAL	0- 0		0- 0		0- 1	
0- 0	0- 0		0- 0	CONFERENCE	0- 0		0- 0		0- 0	
0- 0	0- 0		0- 0	HOME	0- 0		0- 0		0- 0	
0- 0	0- 0		0- 0	AWAY	0- 0		0- 0		0- 0	
0- 0	0- 0		0- 0	NEUTRAL	0- 0		0- 0		0- 0	

RPI 1-25				RPI 26-50				RPI 51-100				RPI 101+				Team's RPI: 349	
RPI	S	Opponent	Score	RPI	S	Opponent	Score	RPI	S	Opponent	Score	RPI	S	Opponent	Score		
												104	H	North Dakota	53	95	
												236	N	North Ala.	46	99	
												259	A	UNLV	57	66	
												265	H	Presbyterian	49	70	
												271	A	UNC Asheville	51	82	
												272	H	Radford	45	60	
												288	A	UNCW	46	84	
												298	H	Col. of Charleston	55	76	
												305	A	USC Upstate	47	58	
												311	H	Mercer	55	66	
												312	A	Georgia St.	52	77	
												330	A	Charleston So.	81	75	
EAST 10 Division I																	
				236	N	North Ala.	46	99	312	A	Georgia St.	52	77				
				259	A	UNLV	57	66	305	A	USC Upstate	47	58				
				298	H	Col. of Charleston	55	76	271	A	UNC Asheville	51	82				
				288	A	UNCW	46	84	311	H	Mercer	55	66				
				272	H	Radford	45	60	104	H	North Dakota	53	95				

Non-Div I Games:

South Carolina St.

■ Loss, ■ Non-Conf, S Site, H Home A Away N Neutral

Average RPI Win:	140	WON-LOST	WINNING	LAST 10	STRENGTH OF	OPP. STRENGTH	TEAM	ADJ.	CONF.	ADJ CONF.
Average RPI Loss:	4	RECORD	PCT. RANK	GAMES	SCHEDULE	OF SCHEDULE	RPI	RPI	RPI	RPI
DIV. I ONLY	10- 2	34	8-2	78	7	22	22	17	17	
DIV. I NON-CONF.	10- 2	34	8-2	81	7	22	22	17	17	
TOTALS	RPI 1-25	RPI 26-50	W-L RECORDS	RPI 51-100	RPI 101-150	RPI 150+				
10- 2	2- 2	1- 0	OVERALL	0- 0	2- 0	5- 0				
5- 1	1- 1	1- 0	HOME	0- 0	1- 0	2- 0				
3- 1	0- 1	0- 0	AWAY	0- 0	1- 0	2- 0				
2- 0	1- 0	0- 0	NEUTRAL	0- 0	0- 0	1- 0				
10- 2	2- 2	1- 0	NON-CONFERENCE	0- 0	2- 0	5- 0				
5- 1	1- 1	1- 0	HOME	0- 0	1- 0	2- 0				
3- 1	0- 1	0- 0	AWAY	0- 0	1- 0	2- 0				
2- 0	1- 0	0- 0	NEUTRAL	0- 0	0- 0	1- 0				
0- 0	0- 0	0- 0	CONFERENCE	0- 0	0- 0	0- 0				
0- 0	0- 0	0- 0	HOME	0- 0	0- 0	0- 0				
0- 0	0- 0	0- 0	AWAY	0- 0	0- 0	0- 0				
0- 0	0- 0	0- 0	NEUTRAL	0- 0	0- 0	0- 0				

RPI 1-25				RPI 26-50				RPI 51-100				RPI 101+			
RPI	S	Opponent	Score	RPI	S	Opponent	Score	RPI	S	Opponent	Score	RPI	S	Opponent	Score
2	H	Missouri St.	66 74	34	H	Drake	102 94					124	A	Green Bay	66 60
6	A	South Carolina	60 73									149	H	Montana	96 64
14	H	Creighton	72 65									153	N	Northern Ill.	91 48
21	N	Ohio St.	68 53									186	H	Missouri	72 56
												189	A	Northeastern	80 76
												196	A	Utah	84 81
												337	H	Coppin St.	82 44
LAST 10 Division I															
6	A	South Carolina	60 73	149	H	Montana	96 64								
2	H	Missouri St.	66 74	337	H	Coppin St.	82 44								
186	H	Missouri	72 56	14	H	Creighton	72 65								
196	A	Utah	84 81	153	N	Northern Ill.	91 48								
34	H	Drake	102 94	21	N	Ohio St.	68 53								

Non-Div I Games: Mt. Marty 110 39

South Dakota

Average RPI Win:	174	WON-LOST	WINNING	LAST 10	STRENGTH OF	OPP. STRENGTH	TEAM	ADJ.	CONF.	ADJ CONF.
Average RPI Loss:	36	RECORD	PCT. RANK	GAMES	SCHEDULE	OF SCHEDULE	RPI	RPI	RPI	RPI
DIV. I ONLY	7- 6	159	6-4	126	18	120	120	17	17	
DIV. I NON-CONF.	7- 6	159	6-4	125	17	120	120	17	17	
TOTALS	RPI 1-25	RPI 26-50	W-L RECORDS	RPI 51-100	RPI 101-150	RPI 150+				
7- 6	0- 2	0- 3	OVERALL	1- 1	3- 0	3- 0				
4- 2	0- 0	0- 1	HOME	0- 1	1- 0	3- 0				
1- 3	0- 2	0- 1	AWAY	0- 0	1- 0	0- 0				
2- 1	0- 0	0- 1	NEUTRAL	1- 0	1- 0	0- 0				
7- 6	0- 2	0- 3	NON-CONFERENCE	1- 1	3- 0	3- 0				
4- 2	0- 0	0- 1	HOME	0- 1	1- 0	3- 0				
1- 3	0- 2	0- 1	AWAY	0- 0	1- 0	0- 0				
2- 1	0- 0	0- 1	NEUTRAL	1- 0	1- 0	0- 0				
0- 0	0- 0	0- 0	CONFERENCE	0- 0	0- 0	0- 0				
0- 0	0- 0	0- 0	HOME	0- 0	0- 0	0- 0				
0- 0	0- 0	0- 0	AWAY	0- 0	0- 0	0- 0				
0- 0	0- 0	0- 0	NEUTRAL	0- 0	0- 0	0- 0				

RPI 1-25				RPI 26-50				RPI 51-100				RPI 101+ Team's RPI: 120			
RPI	S	Opponent	Score	RPI	S	Opponent	Score	RPI	S	Opponent	Score	RPI	S	Opponent	Score
14	A	Creighton	48 61	32	N	FGCU	70 71	62	H	Central Mich.	74 79	124	A	Green Bay	60 55
23	A	Oregon	56 95	34	A	Drake	67 74	73	N	Notre Dame	65 59	129	H	Montana St.	60 50
				49	H	Marquette	58 65					139	N	South Fla.	61 50
												188	H	Wyoming	67 40
												227	H	Chattanooga	71 56
												337	H	Coppin St.	94 41
LAST 10 Division I															
124	A	Green Bay	60 55	49	H	Marquette	58 65	62	H	Central Mich.	74 79				
32	N	FGCU	70 71					227	H	Chattanooga	71 56				
73	N	Notre Dame	65 59					23	A	Oregon	56 95				
139	N	South Fla.	61 50					337	H	Coppin St.	94 41				
188	H	Wyoming	67 40												

Non-Div I Games: Dakota Wesleyan 77 46

South Dakota St.

■ Loss,
 ■ Non-Conf,
 ■ S Site,
 ■ H Home
 ■ A Away
 N Neutral

Average RPI Win:	177	WON-LOST	WINNING	LAST 10	STRENGTH OF	OPP. STRENGTH	TEAM	ADJ.	CONF.	ADJ CONF.
Average RPI Loss:	89	RECORD	PCT. RANK	GAMES	SCHEDULE	OF SCHEDULE	RPI	RPI	RPI	RPI
DIV. I ONLY	7- 6	159	4-6	103	44	139	139	9	9	
DIV. I NON-CONF.	7- 6	159	4-6	101	45	141	141	9	9	
TOTALS	RPI 1-25	RPI 26-50	W-L RECORDS	RPI 51-100	RPI 101-150	RPI 150+				
7- 6	0- 1	0- 2	OVERALL	2- 1	0- 1	5- 1				
7- 0	0- 0	0- 0	HOME	2- 0	0- 0	5- 0				
0- 2	0- 0	0- 1	AWAY	0- 0	0- 0	0- 1				
0- 4	0- 1	0- 1	NEUTRAL	0- 1	0- 1	0- 0				
7- 6	0- 1	0- 2	NON-CONFERENCE	2- 1	0- 1	5- 1				
7- 0	0- 0	0- 0	HOME	2- 0	0- 0	5- 0				
0- 2	0- 0	0- 1	AWAY	0- 0	0- 0	0- 1				
0- 4	0- 1	0- 1	NEUTRAL	0- 1	0- 1	0- 0				
0- 0	0- 0	0- 0	CONFERENCE	0- 0	0- 0	0- 0				
0- 0	0- 0	0- 0	HOME	0- 0	0- 0	0- 0				
0- 0	0- 0	0- 0	AWAY	0- 0	0- 0	0- 0				
0- 0	0- 0	0- 0	NEUTRAL	0- 0	0- 0	0- 0				

RPI 1-25			RPI 26-50			RPI 51-100			RPI 101+			Team's RPI: 139
RPI	S	Opponent	Score	RPI	S	Opponent	Score	RPI	S	Opponent	Score	
13	N	Mississippi St.	61 86	32	N	FGCU	77 81	73	N	Notre Dame	51 67	120 N South Dakota St. 50 61
				35	A	Baylor	46 58	84	H	Texas	64 57	178 H Howard 82 53
								93	H	Idaho	67 64	193 H VCU 77 55
												202 H Saint Francis (PA) 62 23
												203 H Jacksonville 70 39
												259 A UNLV 51 61
												283 H Alabama St. 80 29
LAST 10 Division I												
259	A	UNLV	51 61	13	N	Mississippi St.	61 86					
120	N	South Dakota St.	50 61	93	H	Idaho	67 64					
202	H	Saint Francis (PA)	62 23	283	H	Alabama St.	80 29					
35	A	Baylor	46 58	73	N	Notre Dame	51 67					
193	H	VCU	77 55	32	N	FGCU	77 81					

Non-Div I Games:

South Fla.

■ Loss,
 ■ Non-Conf,
 ■ S Site,
 ■ H Home
 ■ A Away
 N Neutral

Average RPI Win:	261	WON-LOST	WINNING	LAST 10	STRENGTH OF	OPP. STRENGTH	TEAM	ADJ.	CONF.	ADJ CONF.
Average RPI Loss:	158	RECORD	PCT. RANK	GAMES	SCHEDULE	OF SCHEDULE	RPI	RPI	RPI	RPI
DIV. I ONLY	6- 3	87	6-3	322	176	156	156	21	21	
DIV. I NON-CONF.	6- 3	86	6-3	321	177	157	157	21	21	
TOTALS	RPI 1-25	RPI 26-50	W-L RECORDS	RPI 51-100	RPI 101-150	RPI 150+				
6- 3	0- 0	0- 1	OVERALL	1- 0	0- 0	5- 2				
2- 0	0- 0	0- 0	HOME	1- 0	0- 0	1- 0				
4- 3	0- 0	0- 1	AWAY	0- 0	0- 0	4- 2				
0- 0	0- 0	0- 0	NEUTRAL	0- 0	0- 0	0- 0				
6- 3	0- 0	0- 1	NON-CONFERENCE	1- 0	0- 0	5- 2				
2- 0	0- 0	0- 0	HOME	1- 0	0- 0	1- 0				
4- 3	0- 0	0- 1	AWAY	0- 0	0- 0	4- 2				
0- 0	0- 0	0- 0	NEUTRAL	0- 0	0- 0	0- 0				
0- 0	0- 0	0- 0	CONFERENCE	0- 0	0- 0	0- 0				
0- 0	0- 0	0- 0	HOME	0- 0	0- 0	0- 0				
0- 0	0- 0	0- 0	AWAY	0- 0	0- 0	0- 0				
0- 0	0- 0	0- 0	NEUTRAL	0- 0	0- 0	0- 0				

RPI 1-25				RPI 26-50				RPI 51-100				RPI 101+				Team's RPI: 156
RPI	S	Opponent	Score	RPI	S	Opponent	Score	RPI	S	Opponent	Score	RPI	S	Opponent	Score	
				38	A	Saint Louis	61 76	82	H	Southern Ill.	79 65	207	A	Eastern Mich.	64 69	
												230	A	Western Ill.	91 97	
												241	A	Arkansas St.	79 67	
												289	A	Indiana St.	68 58	
												297	A	Ole Miss	70 53	
												321	A	Purdue Fort Wayne	58 48	
												334	H	Evansville	83 60	
LAST 10 Division I																
				289	A	Indiana St.	68 58	230	A	Western Ill.	91 97					
				207	A	Eastern Mich.	64 69	297	A	Ole Miss	70 53					
				241	A	Arkansas St.	79 67	82	H	Southern Ill.	79 65					
				334	H	Evansville	83 60	38	A	Saint Louis	61 76					
								321	A	Purdue Fort Wayne	58 48					

Non-Div I Games: Mo.-St. Louis 70 56

Southeast Mo. St.

■ Loss,
 ■ Non-Conf,
 ■ S Site,
 ■ Home
 ■ A Away
 N Neutral

Average RPI Win:	291	WON-LOST	WINNING	LAST 10	STRENGTH OF	OPP. STRENGTH	TEAM	ADJ.	CONF.	ADJ CONF.
Average RPI Loss:	143	RECORD	PCT. RANK	GAMES	SCHEDULE	OF SCHEDULE	RPI	RPI	RPI	RPI
DIV. I ONLY	3- 6	233	3-6	271	244	255	255	26	26	
DIV. I NON-CONF.	2- 5	260	2-5	234	293	245	245	26	26	
TOTALS	RPI 1-25	RPI 26-50	W-L RECORDS	RPI 51-100	RPI 101-150	RPI 150+				
3- 6	0- 0	0- 1	OVERALL	0- 0	0- 2	3- 3				
1- 1	0- 0	0- 0	HOME	0- 0	0- 1	1- 0				
2- 5	0- 0	0- 1	AWAY	0- 0	0- 1	2- 3				
0- 0	0- 0	0- 0	NEUTRAL	0- 0	0- 0	0- 0				
2- 5	0- 0	0- 1	NON-CONFERENCE	0- 0	0- 1	2- 3				
1- 0	0- 0	0- 0	HOME	0- 0	0- 0	1- 0				
1- 5	0- 0	0- 1	AWAY	0- 0	0- 1	1- 3				
0- 0	0- 0	0- 0	NEUTRAL	0- 0	0- 0	0- 0				
1- 1	0- 0	0- 0	CONFERENCE	0- 0	0- 1	1- 0				
0- 1	0- 0	0- 0	HOME	0- 0	0- 1	0- 0				
1- 0	0- 0	0- 0	AWAY	0- 0	0- 0	1- 0				
0- 0	0- 0	0- 0	NEUTRAL	0- 0	0- 0	0- 0				

RPI 1-25			RPI 26-50			RPI 51-100			RPI 101+			Team's RPI: 255
RPI	S	Opponent	Score	RPI	S	Opponent	Score	RPI	S	Opponent	Score	
29	A	LSU	52 62					105	A	Houston	65 78	
								148	H	Lamar University	57 65	
								155	A	Louisiana	50 60	
								200	A	Southern Miss.	54 62	
								222	A	Louisiana Tech	78 92	
								258	H	Jackson St.	63 59	
								268	A	Houston Baptist	69 59	
								348	A	La.-Monroe	65 52	
LAST 10 Division I												
268	A	Houston Baptist	69 59	222	A	Louisiana Tech	78 92					
148	H	Lamar University	57 65	258	H	Jackson St.	63 59					
200	A	Southern Miss.	54 62	348	A	La.-Monroe	65 52					
105	A	Houston	65 78	29	A	LSU	52 62					
				155	A	Louisiana	50 60					

Non-Div I Games: LSU-Alexandria 89 67

Southeastern La.

Average RPI Win:	219	WON-LOST	WINNING	LAST 10	STRENGTH OF	OPP. STRENGTH	TEAM	ADJ.	CONF.	ADJ CONF.
Average RPI Loss:	129	RECORD	PCT. RANK	GAMES	SCHEDULE	OF SCHEDULE	RPI	RPI	RPI	RPI
DIV. I ONLY	8- 3	69	7-3	198	152	102	102	1	1	
DIV. I NON-CONF.	8- 3	68	7-3	200	156	102	102	1	1	
TOTALS	RPI 1-25	RPI 26-50	W-L RECORDS	RPI 51-100	RPI 101-150	RPI 150+				
8- 3	1- 1	0- 0	OVERALL	1- 0	0- 1	6- 1				
5- 1	1- 1	0- 0	HOME	0- 0	0- 0	4- 0				
2- 1	0- 0	0- 0	AWAY	0- 0	0- 0	2- 1				
1- 1	0- 0	0- 0	NEUTRAL	1- 0	0- 1	0- 0				
8- 3	1- 1	0- 0	NON-CONFERENCE	1- 0	0- 1	6- 1				
5- 1	1- 1	0- 0	HOME	0- 0	0- 0	4- 0				
2- 1	0- 0	0- 0	AWAY	0- 0	0- 0	2- 1				
1- 1	0- 0	0- 0	NEUTRAL	1- 0	0- 1	0- 0				
0- 0	0- 0	0- 0	CONFERENCE	0- 0	0- 0	0- 0				
0- 0	0- 0	0- 0	HOME	0- 0	0- 0	0- 0				
0- 0	0- 0	0- 0	AWAY	0- 0	0- 0	0- 0				
0- 0	0- 0	0- 0	NEUTRAL	0- 0	0- 0	0- 0				

RPI 1-25				RPI 26-50				RPI 51-100				RPI 101+				Team's RPI: 102
RPI	S	Opponent	Score	RPI	S	Opponent	Score	RPI	S	Opponent	Score	RPI	S	Opponent	Score	
9	H	Texas A&M	64 74					74	N	Alabama	60 57	101	N	Nebraska	54 67	
20	H	Virginia	59 49									235	H	Long Beach St.	57 40	
												245	A	CSUN	69 53	
												259	H	UNLV	75 54	
												269	A	UC Riverside	76 59	
												276	A	UC Santa Barbara	46 57	
												309	H	Nevada	50 47	
												338	H	UTRGV	80 43	
LAST 10 Division I																
235	H	Long Beach St.	57 40	259	H	UNLV	75 54									
309	H	Nevada	50 47	74	N	Alabama	60 57									
338	H	UTRGV	80 43	101	N	Nebraska	54 67									
269	A	UC Riverside	76 59	9	H	Texas A&M	64 74									
20	H	Virginia	59 49	276	A	UC Santa Barbara	46 57									

Non-Div I Games:

Southern California

■ Loss,
 ■ Non-Conf,
 ■ S Site,
 ■ H Home
 ■ A Away
 N Neutral

Average RPI Win:	184	WON-LOST	WINNING	LAST 10	STRENGTH OF	OPP. STRENGTH	TEAM	ADJ.	CONF.	ADJ CONF.
Average RPI Loss:	119	RECORD	PCT. RANK	GAMES	SCHEDULE	OF SCHEDULE	RPI	RPI	RPI	RPI
DIV. I ONLY	8- 3	69	7-3	186	178	82	82	7	7	
DIV. I NON-CONF.	8- 3	68	7-3	185	179	83	83	7	7	
TOTALS	RPI 1-25	RPI 26-50	W-L RECORDS	RPI 51-100	RPI 101-150	RPI 150+				
8- 3	0- 0	1- 0	OVERALL	0- 1	1- 1	6- 1				
4- 1	0- 0	1- 0	HOME	0- 0	1- 1	2- 0				
3- 2	0- 0	0- 0	AWAY	0- 1	0- 0	3- 1				
1- 0	0- 0	0- 0	NEUTRAL	0- 0	0- 0	1- 0				
8- 3	0- 0	1- 0	NON-CONFERENCE	0- 1	1- 1	6- 1				
4- 1	0- 0	1- 0	HOME	0- 0	1- 1	2- 0				
3- 2	0- 0	0- 0	AWAY	0- 1	0- 0	3- 1				
1- 0	0- 0	0- 0	NEUTRAL	0- 0	0- 0	1- 0				
0- 0	0- 0	0- 0	CONFERENCE	0- 0	0- 0	0- 0				
0- 0	0- 0	0- 0	HOME	0- 0	0- 0	0- 0				
0- 0	0- 0	0- 0	AWAY	0- 0	0- 0	0- 0				
0- 0	0- 0	0- 0	NEUTRAL	0- 0	0- 0	0- 0				

RPI 1-25				RPI 26-50				RPI 51-100				Team's RPI: 82	RPI 101+			
RPI	S	Opponent	Score	RPI	S	Opponent	Score	RPI	S	Opponent	Score		RPI	S	Opponent	Score
				38	H	Saint Louis	61 53						54	A	IUPUI	78 81
													134	H	UT Martin	70 59
													147	H	Memphis	66 70
													153	A	Northern Ill.	80 61
													156	A	Southeast Mo. St.	65 79
													180	H	Murray St.	76 66
													207	A	Eastern Mich.	85 54
													230	N	Western Ill.	79 65
													234	H	Tennessee Tech	76 65
													294	A	SIUE	103 67
LAST 10 Division I																
				153	A	Northern Ill.	80 61						156	A	Southeast Mo. St.	65 79
				230	N	Western Ill.	79 65						134	H	UT Martin	70 59
				180	H	Murray St.	76 66						38	H	Saint Louis	61 53
				234	H	Tennessee Tech	76 65						207	A	Eastern Mich.	85 54
				54	A	IUPUI	78 81						147	H	Memphis	66 70

Non-Div I Games:

Southern Ill.

Average RPI Win:	282	WON-LOST	WINNING	LAST 10	STRENGTH OF	OPP. STRENGTH	TEAM	ADJ.	CONF.	ADJ CONF.
Average RPI Loss:	100	RECORD	PCT. RANK	GAMES	SCHEDULE	OF SCHEDULE	RPI	RPI	RPI	RPI
DIV. I ONLY	6- 3	87	6-3	309	161	200	200	14	14	
DIV. I NON-CONF.	6- 3	86	6-3	310	164	199	199	14	14	
TOTALS	RPI 1-25	RPI 26-50	W-L RECORDS	RPI 51-100	RPI 101-150	RPI 150+				
6- 3	0- 1	0- 0	OVERALL	0- 0	0- 1	6- 1				
5- 1	0- 0	0- 0	HOME	0- 0	0- 0	5- 1				
1- 2	0- 1	0- 0	AWAY	0- 0	0- 1	1- 0				
0- 0	0- 0	0- 0	NEUTRAL	0- 0	0- 0	0- 0				
6- 3	0- 1	0- 0	NON-CONFERENCE	0- 0	0- 1	6- 1				
5- 1	0- 0	0- 0	HOME	0- 0	0- 0	5- 1				
1- 2	0- 1	0- 0	AWAY	0- 0	0- 1	1- 0				
0- 0	0- 0	0- 0	NEUTRAL	0- 0	0- 0	0- 0				
0- 0	0- 0	0- 0	CONFERENCE	0- 0	0- 0	0- 0				
0- 0	0- 0	0- 0	HOME	0- 0	0- 0	0- 0				
0- 0	0- 0	0- 0	AWAY	0- 0	0- 0	0- 0				
0- 0	0- 0	0- 0	NEUTRAL	0- 0	0- 0	0- 0				

RPI S	Opponent	Score	RPI S	Opponent	Score	RPI S	Opponent	Score	RPI S	Opponent	Score	Team's RPI: 200
13	A Mississippi St.	58 91							105	A Houston	60 75	
									183	H Tulane	58 62	
									193	H VCU	51 39	
									255	H Southeastern La.	62 54	
									262	H South Alabama	62 55	
									297	H Ole Miss	59 53	
									335	H Mississippi Val.	84 80	
									348	A La.-Monroe	57 42	
LAST 10 Division I												
			105	A Houston	60 75		193	H VCU	51 39			
			262	H South Alabama	62 55		335	H Mississippi Val.	84 80			
			183	H Tulane	58 62		297	H Ole Miss	59 53			
			13	A Mississippi St.	58 91		348	A La.-Monroe	57 42			
							255	H Southeastern La.	62 54			

Non-Div I Games: William Carey 77 47

Southern Miss.

Average RPI Win:	0	WON-LOST	WINNING	LAST 10	STRENGTH OF	OPP. STRENGTH	TEAM	ADJ.	CONF.	ADJ CONF.
Average RPI Loss:	121	RECORD	PCT. RANK	GAMES	SCHEDULE	OF SCHEDULE	RPI	RPI	RPI	RPI
DIV. I ONLY	0- 9	338	0-9	16	273	257	257	27	27	
DIV. I NON-CONF.	0- 9	338	0-9	16	275	257	257	27	27	
TOTALS	RPI 1-25	RPI 26-50	W-L RECORDS	RPI 51-100	RPI 101-150	RPI 150+				
0- 9	0- 0	0- 1	OVERALL	0- 3	0- 3	0- 2				
0- 0	0- 0	0- 0	HOME	0- 0	0- 0	0- 0				
0- 7	0- 0	0- 1	AWAY	0- 2	0- 3	0- 1				
0- 2	0- 0	0- 0	NEUTRAL	0- 1	0- 0	0- 1				
0- 9	0- 0	0- 1	NON-CONFERENCE	0- 3	0- 3	0- 2				
0- 0	0- 0	0- 0	HOME	0- 0	0- 0	0- 0				
0- 7	0- 0	0- 1	AWAY	0- 2	0- 3	0- 1				
0- 2	0- 0	0- 0	NEUTRAL	0- 1	0- 0	0- 1				
0- 0	0- 0	0- 0	CONFERENCE	0- 0	0- 0	0- 0				
0- 0	0- 0	0- 0	HOME	0- 0	0- 0	0- 0				
0- 0	0- 0	0- 0	AWAY	0- 0	0- 0	0- 0				
0- 0	0- 0	0- 0	NEUTRAL	0- 0	0- 0	0- 0				

RPI S	Opponent	Score	RPI S	Opponent	Score	RPI S	Opponent	Score	RPI S	Opponent	Score	Team's RPI: 257
			41 A	Rutgers	58 78	52 A	Oklahoma St.	59 72	101 A	Nebraska	39 73	
						84 A	Texas	39 93	136 A	Wichita St.	63 69	
						98 N	Washington St.	54 69	142 A	Fordham	52 65	
									163 A	Iowa St.	36 69	
									271 N	UNC Asheville	34 53	
LAST 10 Division I												
271 N	UNC Asheville	34 53	41 A	Rutgers	58 78							
98 N	Washington St.	54 69	84 A	Texas	39 93							
52 A	Oklahoma St.	59 72	101 A	Nebraska	39 73							
142 A	Fordham	52 65	136 A	Wichita St.	63 69							
			163 A	Iowa St.	36 69							

Non-Div I Games: Tougaloo 100 39 Wiley 78 55

Southern U.

Southern Utah

Through Games Of Dec. 22, 2019

Average RPI Win:	253	WON-LOST	WINNING	LAST 10	STRENGTH OF	OPP. STRENGTH	TEAM	ADJ.	CONF.	ADJ CONF.
Average RPI Loss:	182	RECORD	PCT. RANK	GAMES	SCHEDULE	OF SCHEDULE	RPI	RPI	RPI	RPI
DIV. I ONLY	6- 3	87	6-3	305	177	169	169	19	19	
DIV. I NON-CONF.	6- 3	86	6-3	306	178	170	170	19	19	
TOTALS	RPI 1-25	RPI 26-50	W-L RECORDS	RPI 51-100	RPI 101-150	RPI 150+				
6- 3	0- 1	0- 0	OVERALL	0- 0	0- 0	6- 2				
5- 0	0- 0	0- 0	HOME	0- 0	0- 0	5- 0				
1- 3	0- 1	0- 0	AWAY	0- 0	0- 0	1- 2				
0- 0	0- 0	0- 0	NEUTRAL	0- 0	0- 0	0- 0				
6- 3	0- 1	0- 0	NON-CONFERENCE	0- 0	0- 0	6- 2				
5- 0	0- 0	0- 0	HOME	0- 0	0- 0	5- 0				
1- 3	0- 1	0- 0	AWAY	0- 0	0- 0	1- 2				
0- 0	0- 0	0- 0	NEUTRAL	0- 0	0- 0	0- 0				
0- 0	0- 0	0- 0	CONFERENCE	0- 0	0- 0	0- 0				
0- 0	0- 0	0- 0	HOME	0- 0	0- 0	0- 0				
0- 0	0- 0	0- 0	AWAY	0- 0	0- 0	0- 0				
0- 0	0- 0	0- 0	NEUTRAL	0- 0	0- 0	0- 0				

RPI 1-25				RPI 26-50				RPI 51-100				RPI 101+ Team's RPI: 169			
RPI	S	Opponent	Score	RPI	S	Opponent	Score	RPI	S	Opponent	Score	RPI	S	Opponent	Score
5	A	Oregon St.	45 95									208	H	Cal St. Fullerton	79 63
												215	H	UC Irvine	82 68
												218	H	Oral Roberts	72 58
												259	H	UNLV	72 68
												263	A	Grand Canyon	65 69
												269	H	UC Riverside	79 68
												278	A	Denver	73 81
												346	A	Utah Valley	71 58
LAST 10 Division I															
				269	H	UC Riverside	79 68	259	H	UNLV	72 68				
				278	A	Denver	73 81	263	A	Grand Canyon	65 69				
				215	H	UC Irvine	82 68	346	A	Utah Valley	71 58				
				218	H	Oral Roberts	72 58	208	H	Cal St. Fullerton	79 63				
				5	A	Oregon St.	45 95								

Non-Div I Games:

Southern Utah

■ Loss,
 ■ Non-Conf, S Site,
 ■ Home
 ■ Away
 N Neutral

St. Bonaventure

Through Games Of Dec. 22, 2019

Average RPI Win:	224	WON-LOST	WINNING	LAST 10	STRENGTH OF	OPP. STRENGTH	TEAM	ADJ.	CONF.	ADJ CONF.
Average RPI Loss:	129	RECORD	PCT. RANK	GAMES	SCHEDULE	OF SCHEDULE	RPI	RPI	RPI	RPI
DIV. I ONLY	3- 9	272	2-8	123	238	275	275	11	11	
DIV. I NON-CONF.	3- 9	272	2-8	122	240	277	277	11	11	
TOTALS	RPI 1-25	RPI 26-50	W-L RECORDS	RPI 51-100	RPI 101-150	RPI 150+				
3- 9	0- 0	0- 0	OVERALL	0- 4	0- 3	3- 2				
2- 4	0- 0	0- 0	HOME	0- 2	0- 2	2- 0				
0- 4	0- 0	0- 0	AWAY	0- 2	0- 1	0- 1				
1- 1	0- 0	0- 0	NEUTRAL	0- 0	0- 0	1- 1				
3- 9	0- 0	0- 0	NON-CONFERENCE	0- 4	0- 3	3- 2				
2- 4	0- 0	0- 0	HOME	0- 2	0- 2	2- 0				
0- 4	0- 0	0- 0	AWAY	0- 2	0- 1	0- 1				
1- 1	0- 0	0- 0	NEUTRAL	0- 0	0- 0	1- 1				
0- 0	0- 0	0- 0	CONFERENCE	0- 0	0- 0	0- 0				
0- 0	0- 0	0- 0	HOME	0- 0	0- 0	0- 0				
0- 0	0- 0	0- 0	AWAY	0- 0	0- 0	0- 0				
0- 0	0- 0	0- 0	NEUTRAL	0- 0	0- 0	0- 0				

RPI 1-25				RPI 26-50				RPI 51-100				RPI 101+				Team's RPI: 275	
RPI	S	Opponent	Score	RPI	S	Opponent	Score	RPI	S	Opponent	Score	RPI	S	Opponent	Score		
								55	H	St. John's (NY)	56	68	108	A	Binghamton	67	78
								72	H	Buffalo	36	46	123	H	Akron	54	63
								76	A	Kent St.	58	81	132	H	Cleveland St.	62	65
								99	A	Bucknell	60	68	152	N	Saint Mary's (CA)	57	72
													159	N	Wright St.	57	56
													232	H	Niagara	71	67
													280	H	Oakland	80	66
													340	A	Canisius	82	84
LAST 10 Division I																	
				159	N	Wright St.	57	56	152	N	Saint Mary's (CA)	57	72				
				280	H	Oakland	80	66	132	H	Cleveland St.	62	65				
				72	H	Buffalo	36	46	340	A	Canisius	82	84				
				76	A	Kent St.	58	81	99	A	Bucknell	60	68				
				108	A	Binghamton	67	78	123	H	Akron	54	63				

Non-Div I Games:

St. Bonaventure

■ Loss,
 ■ Non-Conf,
 ■ S Site,
 ■ H Home
 ■ A Away
 N Neutral

St. Francis Brooklyn

Through Games Of Dec. 22, 2019

Average RPI Win:	288	WON-LOST	WINNING	LAST 10	STRENGTH OF	OPP. STRENGTH	TEAM	ADJ.	CONF.	ADJ CONF.
Average RPI Loss:	130	RECORD	PCT. RANK	GAMES	SCHEDULE	OF SCHEDULE	RPI	RPI	RPI	RPI
DIV. I ONLY	3- 7	253	3-7	177	246	249	249	30	30	
DIV. I NON-CONF.	3- 7	251	3-7	176	249	251	251	30	30	
TOTALS	RPI 1-25	RPI 26-50	W-L RECORDS	RPI 51-100	RPI 101-150	RPI 150+				
3- 7	0- 1	0- 1	OVERALL	0- 2	0- 1	3- 2				
2- 1	0- 0	0- 0	HOME	0- 0	0- 1	2- 0				
1- 4	0- 1	0- 1	AWAY	0- 1	0- 0	1- 1				
0- 2	0- 0	0- 0	NEUTRAL	0- 1	0- 0	0- 1				
3- 7	0- 1	0- 1	NON-CONFERENCE	0- 2	0- 1	3- 2				
2- 1	0- 0	0- 0	HOME	0- 0	0- 1	2- 0				
1- 4	0- 1	0- 1	AWAY	0- 1	0- 0	1- 1				
0- 2	0- 0	0- 0	NEUTRAL	0- 1	0- 0	0- 1				
0- 0	0- 0	0- 0	CONFERENCE	0- 0	0- 0	0- 0				
0- 0	0- 0	0- 0	HOME	0- 0	0- 0	0- 0				
0- 0	0- 0	0- 0	AWAY	0- 0	0- 0	0- 0				
0- 0	0- 0	0- 0	NEUTRAL	0- 0	0- 0	0- 0				

RPI 1-25				RPI 26-50				RPI 51-100				RPI 101+				Team's RPI: 249
RPI	S	Opponent	Score	RPI	S	Opponent	Score	RPI	S	Opponent	Score	RPI	S	Opponent	Score	
12	A	Princeton	44 76	49	A	Marquette	71 92	81	N	Pacific	62 71	106	H	Stony Brook	73 86	
								87	A	Boston College	69 106	254	H	Army West Point	70 64	
												267	N	Ga. Southern	47 78	
												284	H	Loyola Maryland	89 78	
												306	A	NJIT	69 88	
												326	A	Albany (NY)	49 41	
LAST 10 Division I																
		81	N	Pacific	62	71	267	N	Ga. Southern	47	78					
		326	A	Albany (NY)	49	41	254	H	Army West Point	70	64					
		12	A	Princeton	44	76	87	A	Boston College	69	106					
		306	A	NJIT	69	88	49	A	Marquette	71	92					
		284	H	Loyola Maryland	89	78	106	H	Stony Brook	73	86					

Non-Div I Games: East Stroudsburg 84 62

St. Francis Brooklyn

■ Loss,
 ■ Non-Conf,
 ■ S Site,
 ■ Home
 ■ A Away
 N Neutral

Average RPI Win:	195	WON-LOST	WINNING	LAST 10	STRENGTH OF	OPP. STRENGTH	TEAM	ADJ.	CONF.	ADJ CONF.
Average RPI Loss:	91	RECORD	PCT. RANK	GAMES	SCHEDULE	OF SCHEDULE	RPI	RPI	RPI	RPI
DIV. I ONLY	7- 4	102	6-4	70	163	55	55	6	6	
DIV. I NON-CONF.	7- 4	102	6-4	71	166	56	56	6	6	
TOTALS	RPI 1-25	RPI 26-50	W-L RECORDS	RPI 51-100	RPI 101-150	RPI 150+				
7- 4	0- 1	0- 1	OVERALL	1- 1	1- 0	5- 1				
5- 0	0- 0	0- 0	HOME	0- 0	1- 0	4- 0				
2- 3	0- 1	0- 1	AWAY	1- 0	0- 0	1- 1				
0- 1	0- 0	0- 0	NEUTRAL	0- 1	0- 0	0- 0				
7- 4	0- 1	0- 1	NON-CONFERENCE	1- 1	1- 0	5- 1				
5- 0	0- 0	0- 0	HOME	0- 0	1- 0	4- 0				
2- 3	0- 1	0- 1	AWAY	1- 0	0- 0	1- 1				
0- 1	0- 0	0- 0	NEUTRAL	0- 1	0- 0	0- 0				
0- 0	0- 0	0- 0	CONFERENCE	0- 0	0- 0	0- 0				
0- 0	0- 0	0- 0	HOME	0- 0	0- 0	0- 0				
0- 0	0- 0	0- 0	AWAY	0- 0	0- 0	0- 0				
0- 0	0- 0	0- 0	NEUTRAL	0- 0	0- 0	0- 0				

RPI 1-25				RPI 26-50				RPI 51-100				RPI 101+			
RPI	S	Opponent	Score	RPI	S	Opponent	Score	RPI	S	Opponent	Score	RPI	S	Opponent	Score
11	A	Florida St.	70 74	40	A	James Madison	73 76	54	N	IUPUI	78 85	131	H	Wake Forest	82 74
								57	A	Yale	80 66	154	H	Massachusetts	82 71
												220	H	Lafayette	76 44
												254	H	Army West Point	96 60
												259	A	UNLV	75 79
												274	H	Fairfield	71 69
												275	A	St. Bonaventure	68 56
LAST 10 Division I															
11	A	Florida St.	70 74	274	H	Fairfield	71 69								
254	H	Army West Point	96 60	154	H	Massachusetts	82 71								
57	A	Yale	80 66	131	H	Wake Forest	82 74								
259	A	UNLV	75 79	40	A	James Madison	73 76								
54	N	IUPUI	78 85	220	H	Lafayette	76 44								

Non-Div I Games:

St. John's (NY)

Average RPI Win:	115	WON-LOST	WINNING	LAST 10	STRENGTH OF	OPP. STRENGTH	TEAM	ADJ.	CONF.	ADJ CONF.
Average RPI Loss:	84	RECORD	PCT. RANK	GAMES	SCHEDULE	OF SCHEDULE	RPI	RPI	RPI	RPI
DIV. I ONLY	10- 1	17	9-1	10	48	4	4	1	1	
DIV. I NON-CONF.	10- 1	17	9-1	11	49	4	4	1	1	
TOTALS	RPI 1-25	RPI 26-50	W-L RECORDS	RPI 51-100	RPI 101-150	RPI 150+				
10- 1	3- 0	0- 0	OVERALL	1- 1	3- 0	3- 0				
6- 0	2- 0	0- 0	HOME	1- 0	1- 0	2- 0				
1- 1	0- 0	0- 0	AWAY	0- 1	1- 0	0- 0				
3- 0	1- 0	0- 0	NEUTRAL	0- 0	1- 0	1- 0				
10- 1	3- 0	0- 0	NON-CONFERENCE	1- 1	3- 0	3- 0				
6- 0	2- 0	0- 0	HOME	1- 0	1- 0	2- 0				
1- 1	0- 0	0- 0	AWAY	0- 1	1- 0	0- 0				
3- 0	1- 0	0- 0	NEUTRAL	0- 0	1- 0	1- 0				
0- 0	0- 0	0- 0	CONFERENCE	0- 0	0- 0	0- 0				
0- 0	0- 0	0- 0	HOME	0- 0	0- 0	0- 0				
0- 0	0- 0	0- 0	AWAY	0- 0	0- 0	0- 0				
0- 0	0- 0	0- 0	NEUTRAL	0- 0	0- 0	0- 0				

RPI 1-25				Team's RPI: 4				RPI 26-50				RPI 51-100				RPI 101+			
RPI	S	Opponent	Score					RPI	S	Opponent	Score	RPI	S	Opponent	Score	RPI	S	Opponent	Score
7	H	Gonzaga	76 70									72	H	Buffalo	88 69	109	N	Syracuse	77 59
13	N	Mississippi St.	67 62									84	A	Texas	64 69	130	A	San Francisco	97 71
21	H	Ohio St.	71 52													133	H	Tennessee	78 51
																161	H	Northern Colo.	90 36
																246	N	California Baptist	83 78
																259	H	Eastern Wash.	92 27
LAST 10 Division I																			
133	H	Tennessee	78 51					84	A	Texas	64 69								
21	H	Ohio St.	71 52					72	H	Buffalo	88 69								
13	N	Mississippi St.	67 62					7	H	Gonzaga	76 70								
109	N	Syracuse	77 59					161	H	Northern Colo.	90 36								
246	N	California Baptist	83 78					130	A	San Francisco	97 71								

Non-Div I Games:

Stanford

Average RPI Win:	299	WON-LOST	WINNING	LAST 10	STRENGTH OF	OPP. STRENGTH	TEAM	ADJ.	CONF.	ADJ CONF.
Average RPI Loss:	111	RECORD	PCT. RANK	GAMES	SCHEDULE	OF SCHEDULE	RPI	RPI	RPI	RPI
DIV. I ONLY	3- 6	233	3-6	140	251	217	217	15	15	
DIV. I NON-CONF.	3- 6	234	3-6	139	254	218	218	15	15	
TOTALS	RPI 1-25	RPI 26-50	W-L RECORDS	RPI 51-100	RPI 101-150	RPI 150+				
3- 6	0- 0	0- 1	OVERALL	0- 2	0- 2	3- 1				
2- 1	0- 0	0- 0	HOME	0- 0	0- 1	2- 0				
1- 4	0- 0	0- 1	AWAY	0- 2	0- 1	1- 0				
0- 1	0- 0	0- 0	NEUTRAL	0- 0	0- 0	0- 1				
3- 6	0- 0	0- 1	NON-CONFERENCE	0- 2	0- 2	3- 1				
2- 1	0- 0	0- 0	HOME	0- 0	0- 1	2- 0				
1- 4	0- 0	0- 1	AWAY	0- 2	0- 1	1- 0				
0- 1	0- 0	0- 0	NEUTRAL	0- 0	0- 0	0- 1				
0- 0	0- 0	0- 0	CONFERENCE	0- 0	0- 0	0- 0				
0- 0	0- 0	0- 0	HOME	0- 0	0- 0	0- 0				
0- 0	0- 0	0- 0	AWAY	0- 0	0- 0	0- 0				
0- 0	0- 0	0- 0	NEUTRAL	0- 0	0- 0	0- 0				

RPI 1-25				RPI 26-50				RPI 51-100				RPI 101+				Team's RPI: 217	
RPI	S	Opponent	Score	RPI	S	Opponent	Score	RPI	S	Opponent	Score	RPI	S	Opponent	Score		
				28	A	Kentucky	48 67	79	A	UCF	40 66	133	A	Tennessee	46 73		
								89	A	Penn	41 81	135	H	Bethune-Cookman	55 59		
												202	N	Saint Francis (PA)	73 78		
												252	H	Tulsa	66 60		
												304	A	Morehead St.	58 55		
												340	H	Canisius	68 52		
LAST 10 Division I																	
				340	H	Canisius	68 52	135	H	Bethune-Cookman	55 59						
				252	H	Tulsa	66 60	202	N	Saint Francis (PA)	73 78						
				89	A	Penn	41 81	304	A	Morehead St.	58 55						
				79	A	UCF	40 66	28	A	Kentucky	48 67						
				133	A	Tennessee	46 73										

Non-Div I Games: Palm Beach Atl. 77 46 Trinity Baptist 116 40 Fla. National 80 37

Stetson

Stony Brook

Through Games Of Dec. 22, 2019

Average RPI Win:	263	WON-LOST	WINNING	LAST 10	STRENGTH OF	OPP. STRENGTH	TEAM	ADJ.	CONF.	ADJ CONF.
Average RPI Loss:	51	RECORD	PCT. RANK	GAMES	SCHEDULE	OF SCHEDULE	RPI	RPI	RPI	RPI
DIV. I ONLY	10- 1	17	9-1	329	167	106	106	29	29	
DIV. I NON-CONF.	10- 1	17	9-1	330	170	106	106	29	29	
TOTALS	RPI 1-25	RPI 26-50	W-L RECORDS	RPI 51-100	RPI 101-150	RPI 150+				
10- 1	0- 0	0- 0	OVERALL	0- 1	0- 0	10- 0				
3- 0	0- 0	0- 0	HOME	0- 0	0- 0	3- 0				
5- 1	0- 0	0- 0	AWAY	0- 1	0- 0	5- 0				
2- 0	0- 0	0- 0	NEUTRAL	0- 0	0- 0	2- 0				
10- 1	0- 0	0- 0	NON-CONFERENCE	0- 1	0- 0	10- 0				
3- 0	0- 0	0- 0	HOME	0- 0	0- 0	3- 0				
5- 1	0- 0	0- 0	AWAY	0- 1	0- 0	5- 0				
2- 0	0- 0	0- 0	NEUTRAL	0- 0	0- 0	2- 0				
0- 0	0- 0	0- 0	CONFERENCE	0- 0	0- 0	0- 0				
0- 0	0- 0	0- 0	HOME	0- 0	0- 0	0- 0				
0- 0	0- 0	0- 0	AWAY	0- 0	0- 0	0- 0				
0- 0	0- 0	0- 0	NEUTRAL	0- 0	0- 0	0- 0				

RPI 1-25			RPI 26-50			RPI 51-100			RPI 101+			Team's RPI: 106
RPI	S	Opponent	Score	RPI	S	Opponent	Score	RPI	S	Opponent	Score	
						51	A Arkansas	58	88	197	H Iona	59 40
										211	A Wagner	66 45
										219	H Manhattan	59 54
										231	N Western Mich.	50 47
										249	A St. Francis Brooklyn	86 73
										279	N Morgan St.	63 56
										285	H Sacred Heart	54 50
										292	A Pittsburgh	59 56
										324	A Hofstra	81 38
										342	A LIU Brooklyn	80 49
LAST 10 Division I												
						211	A Wagner	66 45		231	N Western Mich.	50 47
						292	A Pittsburgh	59 56		279	N Morgan St.	63 56
						342	A LIU Brooklyn	80 49		51	A Arkansas	58 88
						285	H Sacred Heart	54 50		324	A Hofstra	81 38
						197	H Iona	59 40		219	H Manhattan	59 54

Non-Div I Games: Molloy 66 49

Stony Brook

Loss, Non-Conf, S Site, H Home A Away N Neutral

Average RPI Win:	220	WON-LOST	WINNING	LAST 10	STRENGTH OF	OPP. STRENGTH	TEAM	ADJ.	CONF.	ADJ CONF.
Average RPI Loss:	47	RECORD	PCT. RANK	GAMES	SCHEDULE	OF SCHEDULE	RPI	RPI	RPI	RPI
DIV. I ONLY	6- 5	149	5-5	53	121	109	109	3	3	
DIV. I NON-CONF.	6- 5	148	5-5	54	122	109	109	3	3	
TOTALS	RPI 1-25	RPI 26-50	W-L RECORDS	RPI 51-100	RPI 101-150	RPI 150+				
6- 5	0- 2	0- 2	OVERALL	0- 0	3- 1	3- 0				
4- 1	0- 1	0- 0	HOME	0- 0	1- 0	3- 0				
0- 1	0- 0	0- 1	AWAY	0- 0	0- 0	0- 0				
2- 3	0- 1	0- 1	NEUTRAL	0- 0	2- 1	0- 0				
6- 5	0- 2	0- 2	NON-CONFERENCE	0- 0	3- 1	3- 0				
4- 1	0- 1	0- 0	HOME	0- 0	1- 0	3- 0				
0- 1	0- 0	0- 1	AWAY	0- 0	0- 0	0- 0				
2- 3	0- 1	0- 1	NEUTRAL	0- 0	2- 1	0- 0				
0- 0	0- 0	0- 0	CONFERENCE	0- 0	0- 0	0- 0				
0- 0	0- 0	0- 0	HOME	0- 0	0- 0	0- 0				
0- 0	0- 0	0- 0	AWAY	0- 0	0- 0	0- 0				
0- 0	0- 0	0- 0	NEUTRAL	0- 0	0- 0	0- 0				

RPI 1-25				RPI 26-50				RPI 51-100				RPI 101+				Team's RPI: 109
RPI	S	Opponent	Score	RPI	S	Opponent	Score	RPI	S	Opponent	Score	RPI	S	Opponent	Score	
4	N	Stanford	59 77	42	N	West Virginia	69 71					105	N	Houston	87 62	
23	H	Oregon	64 81	43	A	Michigan	76 84					107	H	Ohio	66 54	
												124	N	Green Bay	73 79	
												137	N	Michigan St.	77 63	
												310	H	UMES	65 50	
												326	H	Albany (NY)	75 53	
												332	H	UMBC	82 48	
LAST 10 Division I																
332	H	UMBC	82 48	42	N	West Virginia	69 71									
43	A	Michigan	76 84	137	N	Michigan St.	77 63									
124	N	Green Bay	73 79	23	H	Oregon	64 81									
4	N	Stanford	59 77	326	H	Albany (NY)	75 53									
105	N	Houston	87 62	310	H	UMES	65 50									

Non-Div I Games:

Syracuse

Average RPI Win:	167	WON-LOST	WINNING	LAST 10	STRENGTH OF	OPP. STRENGTH	TEAM	ADJ.	CONF.	ADJ CONF.
Average RPI Loss:	9	RECORD	PCT. RANK	GAMES	SCHEDULE	OF SCHEDULE	RPI	RPI	RPI	RPI
DIV. I ONLY	9- 1	25	9-1	77	78	17	17	5	5	
DIV. I NON-CONF.	9- 1	25	9-1	80	78	17	17	5	5	
TOTALS	RPI 1-25	RPI 26-50	W-L RECORDS	RPI 51-100	RPI 101-150	RPI 150+				
9- 1	0- 1	0- 0	OVERALL	2- 0	1- 0	6- 0				
7- 0	0- 0	0- 0	HOME	2- 0	1- 0	4- 0				
2- 1	0- 1	0- 0	AWAY	0- 0	0- 0	2- 0				
0- 0	0- 0	0- 0	NEUTRAL	0- 0	0- 0	0- 0				
9- 1	0- 1	0- 0	NON-CONFERENCE	2- 0	1- 0	6- 0				
7- 0	0- 0	0- 0	HOME	2- 0	1- 0	4- 0				
2- 1	0- 1	0- 0	AWAY	0- 0	0- 0	2- 0				
0- 0	0- 0	0- 0	NEUTRAL	0- 0	0- 0	0- 0				
0- 0	0- 0	0- 0	CONFERENCE	0- 0	0- 0	0- 0				
0- 0	0- 0	0- 0	HOME	0- 0	0- 0	0- 0				
0- 0	0- 0	0- 0	AWAY	0- 0	0- 0	0- 0				
0- 0	0- 0	0- 0	NEUTRAL	0- 0	0- 0	0- 0				

RPI	S	Opponent	Score	RPI	S	Opponent	Score	RPI	S	Opponent	Score	RPI	S	Opponent	Score
9	A	Texas A&M	68 70					66	H	Boise St.	77 65	107	H	Ohio	79 72
								100	H	Auburn	80 65	165	H	Robert Morris	66 61
												168	H	Cornell	59 49
												170	H	Texas St.	79 52
												192	A	SMU	57 56
												254	A	Army West Point	66 52
												282	H	Nicholls St.	72 47
LAST 10 Division I															
9	A	Texas A&M	68 70	170	H	Texas St.	79 52								
100	H	Auburn	80 65	107	H	Ohio	79 72								
66	H	Boise St.	77 65	282	H	Nicholls St.	72 47								
254	A	Army West Point	66 52	168	H	Cornell	59 49								
192	A	SMU	57 56	165	H	Robert Morris	66 61								

Non-Div I Games:

TCU

Average RPI Win:	178	WON-LOST	WINNING	LAST 10	STRENGTH OF	OPP. STRENGTH	TEAM	ADJ.	CONF.	ADJ CONF.
Average RPI Loss:	49	RECORD	PCT. RANK	GAMES	SCHEDULE	OF SCHEDULE	RPI	RPI	RPI	RPI
DIV. I ONLY	6- 6	162	4-6	13	90	68	68	9	9	
DIV. I NON-CONF.	6- 5	148	4-5	27	126	78	78	9	9	
TOTALS	RPI 1-25	RPI 26-50	W-L RECORDS	RPI 51-100	RPI 101-150	RPI 150+				
6- 6	0- 3	0- 1	OVERALL	2- 1	1- 1	3- 0				
4- 3	0- 2	0- 1	HOME	1- 0	1- 0	2- 0				
2- 1	0- 0	0- 0	AWAY	1- 0	0- 1	1- 0				
0- 2	0- 1	0- 0	NEUTRAL	0- 1	0- 0	0- 0				
6- 5	0- 2	0- 1	NON-CONFERENCE	2- 1	1- 1	3- 0				
4- 2	0- 1	0- 1	HOME	1- 0	1- 0	2- 0				
2- 1	0- 0	0- 0	AWAY	1- 0	0- 1	1- 0				
0- 2	0- 1	0- 0	NEUTRAL	0- 1	0- 0	0- 0				
0- 1	0- 1	0- 0	CONFERENCE	0- 0	0- 0	0- 0				
0- 1	0- 1	0- 0	HOME	0- 0	0- 0	0- 0				
0- 0	0- 0	0- 0	AWAY	0- 0	0- 0	0- 0				
0- 0	0- 0	0- 0	NEUTRAL	0- 0	0- 0	0- 0				

RPI 1-25				RPI 26-50				RPI 51-100				RPI 101+			
RPI	S	Opponent	Score	RPI	S	Opponent	Score	RPI	S	Opponent	Score	RPI	S	Opponent	Score
1	H	UConn	54 83	32	H	FGCU	67 93	92	N	North Carolina	58 71	110	H	Villanova	74 69
6	H	South Carolina	71 78					95	H	Duquesne	85 72	146	A	Saint Joseph's	63 67
14	N	Creighton	59 69					99	A	Bucknell	72 61	242	A	Towson	74 59
												247	H	Xavier	78 65
												274	H	Fairfield	77 59
LAST 10 Division I															
6	H	South Carolina	71 78	32	H	FGCU	67 93	110	H	Villanova	74 69	1	H	UConn	54 83
242	A	Towson	74 59					247	H	Xavier	78 65	146	A	Saint Joseph's	63 67
14	N	Creighton	59 69												
92	N	North Carolina	58 71												
99	A	Bucknell	72 61												

Non-Div I Games:

Temple

Tennessee

Through Games Of Dec. 22, 2019

Average RPI Win:	247	WON-LOST	WINNING	LAST 10	STRENGTH OF	OPP. STRENGTH	TEAM	ADJ.	CONF.	ADJ CONF.
Average RPI Loss:	44	RECORD	PCT. RANK	GAMES	SCHEDULE	OF SCHEDULE	RPI	RPI	RPI	RPI
DIV. I ONLY	9- 2	41	8-2	316	65	133	133	4	4	
DIV. I NON-CONF.	9- 2	40	8-2	317	65	134	134	4	4	
TOTALS	RPI 1-25	RPI 26-50	W-L RECORDS	RPI 51-100	RPI 101-150	RPI 150+				
9- 2	0- 1	0- 0	OVERALL	1- 1	0- 0	8- 0				
6- 1	0- 0	0- 0	HOME	0- 1	0- 0	6- 0				
3- 1	0- 1	0- 0	AWAY	1- 0	0- 0	2- 0				
0- 0	0- 0	0- 0	NEUTRAL	0- 0	0- 0	0- 0				
9- 2	0- 1	0- 0	NON-CONFERENCE	1- 1	0- 0	8- 0				
6- 1	0- 0	0- 0	HOME	0- 1	0- 0	6- 0				
3- 1	0- 1	0- 0	AWAY	1- 0	0- 0	2- 0				
0- 0	0- 0	0- 0	NEUTRAL	0- 0	0- 0	0- 0				
0- 0	0- 0	0- 0	CONFERENCE	0- 0	0- 0	0- 0				
0- 0	0- 0	0- 0	HOME	0- 0	0- 0	0- 0				
0- 0	0- 0	0- 0	AWAY	0- 0	0- 0	0- 0				
0- 0	0- 0	0- 0	NEUTRAL	0- 0	0- 0	0- 0				

RPI 1-25				RPI 26-50				RPI 51-100				RPI 101+				Team's RPI: 133
RPI	S	Opponent	Score	RPI	S	Opponent	Score	RPI	S	Opponent	Score	RPI	S	Opponent	Score	
4	A	Stanford	51 78					73	A	Notre Dame	74 63	164	A	Portland St.	88 61	
								84	H	Texas	60 66	217	H	Stetson	73 46	
												233	A	ETSU	72 68	
												295	H	Colorado St.	79 41	
												299	H	Ark.-Pine Bluff	92 51	
												302	H	Central Ark.	63 36	
												314	H	Air Force	81 54	
												328	H	Tennessee St.	73 43	
LAST 10 Division I																
295	H	Colorado St.	79 41	164	A	Portland St.	88 61	4	A	Stanford	51 78					
84	H	Texas	60 66													
314	H	Air Force	81 54	328	H	Tennessee St.	73 43									
299	H	Ark.-Pine Bluff	92 51	73	A	Notre Dame	74 63									
217	H	Stetson	73 46	302	H	Central Ark.	63 36									

Non-Div I Games:

Tennessee

■ Loss,
 ■ Non-Conf, S Site,
 ■ Home
 ■ Away
 N Neutral

Average RPI Win:	0	WON-LOST	WINNING	LAST 10	STRENGTH OF	OPP. STRENGTH	TEAM	ADJ.	CONF.	ADJ CONF.
Average RPI Loss:	197	RECORD	PCT. RANK	GAMES	SCHEDULE	OF SCHEDULE	RPI	RPI	RPI	RPI
DIV. I ONLY	0- 7	338	0-7	120	343	328	328	21	21	
DIV. I NON-CONF.	0- 7	338	0-7	118	343	327	327	21	21	
TOTALS	RPI 1-25	RPI 26-50	W-L RECORDS	RPI 51-100	RPI 101-150	RPI 150+				
0- 7	0- 0	0- 0	OVERALL	0- 2	0- 1	0- 4				
0- 4	0- 0	0- 0	HOME	0- 1	0- 0	0- 3				
0- 3	0- 0	0- 0	AWAY	0- 1	0- 1	0- 1				
0- 0	0- 0	0- 0	NEUTRAL	0- 0	0- 0	0- 0				
0- 7	0- 0	0- 0	NON-CONFERENCE	0- 2	0- 1	0- 4				
0- 4	0- 0	0- 0	HOME	0- 1	0- 0	0- 3				
0- 3	0- 0	0- 0	AWAY	0- 1	0- 1	0- 1				
0- 0	0- 0	0- 0	NEUTRAL	0- 0	0- 0	0- 0				
0- 0	0- 0	0- 0	CONFERENCE	0- 0	0- 0	0- 0				
0- 0	0- 0	0- 0	HOME	0- 0	0- 0	0- 0				
0- 0	0- 0	0- 0	AWAY	0- 0	0- 0	0- 0				
0- 0	0- 0	0- 0	NEUTRAL	0- 0	0- 0	0- 0				

RPI 1-25				RPI 26-50				RPI 51-100				RPI 101+				Team's RPI: 328	
RPI	S	Opponent	Score	RPI	S	Opponent	Score	RPI	S	Opponent	Score	RPI	S	Opponent	Score		
								56	A	Arizona	42	77	133	A	Tennessee	43	73
								60	H	Vanderbilt	55	106	236	H	North Ala.	63	88
													262	A	South Alabama	48	70
													315	H	Lipscomb	64	74
													319	H	Alcorn	57	62
LAST 10 Division I																	
				262	A	South Alabama	48	70	56	A	Arizona	42	77				
				60	H	Vanderbilt	55	106	315	H	Lipscomb	64	74				
				319	H	Alcorn	57	62									
				236	H	North Ala.	63	88									
				133	A	Tennessee	43	73									

Non-Div I Games: Wilberforce 83 65 Fisk 91 50

Tennessee St.

Tennessee Tech

Through Games Of Dec. 22, 2019

Average RPI Win:	294	WON-LOST	WINNING	LAST 10	STRENGTH OF	OPP. STRENGTH	TEAM	ADJ.	CONF.	ADJ CONF.
Average RPI Loss:	93	RECORD	PCT. RANK	GAMES	SCHEDULE	OF SCHEDULE	RPI	RPI	RPI	RPI
DIV. I ONLY	5- 4	137	5-4	341	144	234	234	21	21	
DIV. I NON-CONF.	5- 4	134	5-4	341	148	234	234	21	21	
TOTALS	RPI 1-25	RPI 26-50	W-L RECORDS	RPI 51-100	RPI 101-150	RPI 150+				
5- 4	0- 0	0- 0	OVERALL	0- 3	1- 0	4- 1				
2- 0	0- 0	0- 0	HOME	0- 0	0- 0	2- 0				
2- 3	0- 0	0- 0	AWAY	0- 3	1- 0	1- 0				
1- 1	0- 0	0- 0	NEUTRAL	0- 0	0- 0	1- 1				
5- 4	0- 0	0- 0	NON-CONFERENCE	0- 3	1- 0	4- 1				
2- 0	0- 0	0- 0	HOME	0- 0	0- 0	2- 0				
2- 3	0- 0	0- 0	AWAY	0- 3	1- 0	1- 0				
1- 1	0- 0	0- 0	NEUTRAL	0- 0	0- 0	1- 1				
0- 0	0- 0	0- 0	CONFERENCE	0- 0	0- 0	0- 0				
0- 0	0- 0	0- 0	HOME	0- 0	0- 0	0- 0				
0- 0	0- 0	0- 0	AWAY	0- 0	0- 0	0- 0				
0- 0	0- 0	0- 0	NEUTRAL	0- 0	0- 0	0- 0				

RPI 1-25			RPI 26-50			RPI 51-100			RPI 101+			Team's RPI: 234
RPI	S	Opponent	Score	RPI	S	Opponent	Score	RPI	S	Opponent	Score	
						60	A Vanderbilt	61	75	144	A Samford	72 57
						78	A Middle Tenn.	58	64	153	N Northern Ill.	74 82
						82	A Southern Ill.	65	76	315	H Lipscomb	78 58
										327	N Detroit Mercy	69 47
										336	A Western Caro.	62 58
										348	H La.-Monroe	75 68
LAST 10 Division I												
						144	A Samford	72	57	315	H Lipscomb	78 58
						78	A Middle Tenn.	58	64	336	A Western Caro.	62 58
						82	A Southern Ill.	65	76	60	A Vanderbilt	61 75
						348	H La.-Monroe	75	68	327	N Detroit Mercy	69 47
										153	N Northern Ill.	74 82

Non-Div I Games: Cumberland (TN) 88 51

Tennessee Tech

■ Loss,
 ■ Non-Conf,
 ■ S Site,
 ■ H Home
 ■ A Away
 N Neutral

Average RPI Win:	198	WON-LOST	WINNING	LAST 10	STRENGTH OF	OPP. STRENGTH	TEAM	ADJ.	CONF.	ADJ CONF.
Average RPI Loss:	93	RECORD	PCT. RANK	GAMES	SCHEDULE	OF SCHEDULE	RPI	RPI	RPI	RPI
DIV. I ONLY	7- 4	102	7-3	69	191	84	84	5	5	
DIV. I NON-CONF.	7- 4	102	7-3	70	193	85	85	5	5	
TOTALS	RPI 1-25	RPI 26-50	W-L RECORDS	RPI 51-100	RPI 101-150	RPI 150+				
7- 4	1- 1	0- 0	OVERALL	0- 1	2- 1	4- 1				
5- 1	1- 0	0- 0	HOME	0- 1	1- 0	3- 0				
1- 2	0- 0	0- 0	AWAY	0- 0	1- 1	0- 1				
1- 1	0- 1	0- 0	NEUTRAL	0- 0	0- 0	1- 0				
7- 4	1- 1	0- 0	NON-CONFERENCE	0- 1	2- 1	4- 1				
5- 1	1- 0	0- 0	HOME	0- 1	1- 0	3- 0				
1- 2	0- 0	0- 0	AWAY	0- 0	1- 1	0- 1				
1- 1	0- 1	0- 0	NEUTRAL	0- 0	0- 0	1- 0				
0- 0	0- 0	0- 0	CONFERENCE	0- 0	0- 0	0- 0				
0- 0	0- 0	0- 0	HOME	0- 0	0- 0	0- 0				
0- 0	0- 0	0- 0	AWAY	0- 0	0- 0	0- 0				
0- 0	0- 0	0- 0	NEUTRAL	0- 0	0- 0	0- 0				

RPI 1-25				RPI 26-50				RPI 51-100 Team's RPI: 84				RPI 101+			
RPI	S	Opponent	Score	RPI	S	Opponent	Score	RPI	S	Opponent	Score	RPI	S	Opponent	Score
4	H	Stanford	69 64					56	H	Arizona	58 83	107	H	Ohio	73 60
25	N	NC State	73 84									133	A	Tennessee	66 60
												139	A	South Fla.	57 64
												151	A	Hawaii	60 73
												205	N	North Texas	63 57
												257	H	Southern U.	93 39
												338	H	UTRGV	85 69
												345	H	UTSA	84 53
LAST 10 Division I															
4	H	Stanford	69 64	107	H	Ohio	73 60								
257	H	Southern U.	93 39	133	A	Tennessee	66 60								
338	H	UTRGV	85 69	151	A	Hawaii	60 73								
56	H	Arizona	58 83	205	N	North Texas	63 57								
345	H	UTSA	84 53	25	N	NC State	73 84								

Non-Div I Games:

Texas

■ Loss,
■ Non-Conf,
■ S Site,
■ H Home
■ A Away
N Neutral

Average RPI Win:	129	WON-LOST	WINNING	LAST 10	STRENGTH OF	OPP. STRENGTH	TEAM	ADJ.	CONF.	ADJ CONF.
Average RPI Loss:	11	RECORD	PCT. RANK	GAMES	SCHEDULE	OF SCHEDULE	RPI	RPI	RPI	RPI
DIV. I ONLY	11- 1	11	9-1	50	14	9	9	4	4	
DIV. I NON-CONF.	11- 1	11	9-1	51	13	10	10	4	4	
TOTALS	RPI 1-25	RPI 26-50	W-L RECORDS	RPI 51-100	RPI 101-150	RPI 150+				
11- 1	2- 1	1- 0	OVERALL	1- 0	3- 0	4- 0				
7- 0	2- 0	0- 0	HOME	1- 0	1- 0	3- 0				
2- 0	0- 0	0- 0	AWAY	0- 0	1- 0	1- 0				
2- 1	0- 1	1- 0	NEUTRAL	0- 0	1- 0	0- 0				
11- 1	2- 1	1- 0	NON-CONFERENCE	1- 0	3- 0	4- 0				
7- 0	2- 0	0- 0	HOME	1- 0	1- 0	3- 0				
2- 0	0- 0	0- 0	AWAY	0- 0	1- 0	1- 0				
2- 1	0- 1	1- 0	NEUTRAL	0- 0	1- 0	0- 0				
0- 0	0- 0	0- 0	CONFERENCE	0- 0	0- 0	0- 0				
0- 0	0- 0	0- 0	HOME	0- 0	0- 0	0- 0				
0- 0	0- 0	0- 0	AWAY	0- 0	0- 0	0- 0				
0- 0	0- 0	0- 0	NEUTRAL	0- 0	0- 0	0- 0				

RPI S	Opponent	Score	RPI S	Opponent	Score	RPI S	Opponent	Score	RPI S	Opponent	Score
11 N	Florida St.	58 80	27 N	Georgia Tech	60 48	52 H	Oklahoma St.	74 62	102 A	Southern California	74 64
17 H	TCU	70 68							105 H	Houston	72 43
24 H	Duke	79 58							129 N	Montana St.	78 67
									209 A	Rice	62 61
									224 H	Little Rock	78 35
									229 H	Prairie View	80 38
									302 H	Central Ark.	76 46
LAST 10 Division I											
129 N	Montana St.	78 67	27 N	Georgia Tech	60 48						
11 N	Florida St.	58 80	105 H	Houston	72 43						
229 H	Prairie View	80 38	17 H	TCU	70 68						
102 A	Southern California	74 64	52 H	Oklahoma St.	74 62						
209 A	Rice	62 61	302 H	Central Ark.	76 46						

Non-Div I Games:

Texas A&M

Average RPI Win:	220	WON-LOST	WINNING	LAST 10	STRENGTH OF	OPP. STRENGTH	TEAM	ADJ.	CONF.	ADJ CONF.
Average RPI Loss:	96	RECORD	PCT. RANK	GAMES	SCHEDULE	OF SCHEDULE	RPI	RPI	RPI	RPI
DIV. I ONLY	4- 6	215	4-6	33	213	85	85	27	27	
DIV. I NON-CONF.	4- 6	212	4-6	34	216	86	86	27	27	
TOTALS	RPI 1-25	RPI 26-50	W-L RECORDS	RPI 51-100	RPI 101-150	RPI 150+				
4- 6	0- 2	0- 1	OVERALL	0- 0	0- 1	4- 2				
1- 0	0- 0	0- 0	HOME	0- 0	0- 0	1- 0				
3- 4	0- 2	0- 1	AWAY	0- 0	0- 0	3- 1				
0- 2	0- 0	0- 0	NEUTRAL	0- 0	0- 1	0- 1				
4- 6	0- 2	0- 1	NON-CONFERENCE	0- 0	0- 1	4- 2				
1- 0	0- 0	0- 0	HOME	0- 0	0- 0	1- 0				
3- 4	0- 2	0- 1	AWAY	0- 0	0- 0	3- 1				
0- 2	0- 0	0- 0	NEUTRAL	0- 0	0- 1	0- 1				
0- 0	0- 0	0- 0	CONFERENCE	0- 0	0- 0	0- 0				
0- 0	0- 0	0- 0	HOME	0- 0	0- 0	0- 0				
0- 0	0- 0	0- 0	AWAY	0- 0	0- 0	0- 0				
0- 0	0- 0	0- 0	NEUTRAL	0- 0	0- 0	0- 0				

RPI 1-25				RPI 26-50				RPI 51-100				Team's RPI: 85	RPI 101+			
RPI	S	Opponent	Score	RPI	S	Opponent	Score	RPI	S	Opponent	Score		RPI	S	Opponent	Score
7	A	Gonzaga	45 80	47	A	Colorado	50 74						138	N	UAB	68 84
23	A	Oregon	63 99										151	A	Hawaii	74 57
													163	A	Iowa St.	59 79
													183	A	Tulane	72 62
													196	N	Utah	52 61
													209	H	Rice	63 56
													338	A	UTRGV	71 44
LAST 10 Division I																
		138 N UAB	68 84			183 A Tulane	72 62									
		196 N Utah	52 61			7 A Gonzaga	45 80									
		163 A Iowa St.	59 79			209 H Rice	63 56									
		23 A Oregon	63 99			47 A Colorado	50 74									
		338 A UTRGV	71 44			151 A Hawaii	74 57									

Non-Div I Games:

Texas Southern

Average RPI Win:	241	WON-LOST	WINNING	LAST 10	STRENGTH OF	OPP. STRENGTH	TEAM	ADJ.	CONF.	ADJ CONF.
Average RPI Loss:	140	RECORD	PCT. RANK	GAMES	SCHEDULE	OF SCHEDULE	RPI	RPI	RPI	RPI
DIV. I ONLY	4- 4	162	4-4	215	239	170	170	20	20	
DIV. I NON-CONF.	4- 4	162	4-4	218	241	171	171	20	20	
TOTALS	RPI 1-25	RPI 26-50	W-L RECORDS	RPI 51-100	RPI 101-150	RPI 150+				
4- 4	0- 1	0- 1	OVERALL	0- 0	0- 0	4- 2				
3- 0	0- 0	0- 0	HOME	0- 0	0- 0	3- 0				
1- 4	0- 1	0- 1	AWAY	0- 0	0- 0	1- 2				
0- 0	0- 0	0- 0	NEUTRAL	0- 0	0- 0	0- 0				
4- 4	0- 1	0- 1	NON-CONFERENCE	0- 0	0- 0	4- 2				
3- 0	0- 0	0- 0	HOME	0- 0	0- 0	3- 0				
1- 4	0- 1	0- 1	AWAY	0- 0	0- 0	1- 2				
0- 0	0- 0	0- 0	NEUTRAL	0- 0	0- 0	0- 0				
0- 0	0- 0	0- 0	CONFERENCE	0- 0	0- 0	0- 0				
0- 0	0- 0	0- 0	HOME	0- 0	0- 0	0- 0				
0- 0	0- 0	0- 0	AWAY	0- 0	0- 0	0- 0				
0- 0	0- 0	0- 0	NEUTRAL	0- 0	0- 0	0- 0				

RPI 1-25				RPI 26-50				RPI 51-100				RPI 101+ Team's RPI: 170			
RPI	S	Opponent	Score	RPI	S	Opponent	Score	RPI	S	Opponent	Score	RPI	S	Opponent	Score
17	A	TCU	52 79	44	A	Kansas	48 68					175	A	Dartmouth	61 51
												194	H	New Orleans	51 49
												218	A	Oral Roberts	57 63
												250	H	A&M-Corpus Christi	57 48
												279	A	Morgan St.	62 72
												345	H	UTSA	74 69
LAST 10 Division I															
17	A	TCU	52 79	279	A	Morgan St.	62 72								
44	A	Kansas	48 68	175	A	Dartmouth	61 51								
218	A	Oral Roberts	57 63	345	H	UTSA	74 69								
				250	H	A&M-Corpus Christi	57 48								
				194	H	New Orleans	51 49								

Non-Div I Games: Texas Lutheran 72 31 Tex. Permian Basin 83 45

Texas St.

Average RPI Win:	285	WON-LOST	WINNING	LAST 10	STRENGTH OF	OPP. STRENGTH	TEAM	ADJ.	CONF.	ADJ CONF.
Average RPI Loss:	0	RECORD	PCT. RANK	GAMES	SCHEDULE	OF SCHEDULE	RPI	RPI	RPI	RPI
DIV. I ONLY	10- 0	1	10-0	350	245	182	182	5	5	
DIV. I NON-CONF.	10- 0	1	10-0	350	248	181	181	5	5	
TOTALS	RPI 1-25	RPI 26-50	W-L RECORDS	RPI 51-100	RPI 101-150	RPI 150+				
10- 0	0- 0	0- 0	OVERALL	0- 0	0- 0	10- 0				
8- 0	0- 0	0- 0	HOME	0- 0	0- 0	8- 0				
1- 0	0- 0	0- 0	AWAY	0- 0	0- 0	1- 0				
1- 0	0- 0	0- 0	NEUTRAL	0- 0	0- 0	1- 0				
10- 0	0- 0	0- 0	NON-CONFERENCE	0- 0	0- 0	10- 0				
8- 0	0- 0	0- 0	HOME	0- 0	0- 0	8- 0				
1- 0	0- 0	0- 0	AWAY	0- 0	0- 0	1- 0				
1- 0	0- 0	0- 0	NEUTRAL	0- 0	0- 0	1- 0				
0- 0	0- 0	0- 0	CONFERENCE	0- 0	0- 0	0- 0				
0- 0	0- 0	0- 0	HOME	0- 0	0- 0	0- 0				
0- 0	0- 0	0- 0	AWAY	0- 0	0- 0	0- 0				
0- 0	0- 0	0- 0	NEUTRAL	0- 0	0- 0	0- 0				

RPI 1-25				RPI 26-50				RPI 51-100				RPI 101+				Team's RPI: 182	
RPI	S	Opponent	Score	RPI	S	Opponent	Score	RPI	S	Opponent	Score	RPI	S	Opponent	Score		
												176	H	Sam Houston St.	99	57	
												213	A	San Diego	64	60	
												229	H	Prairie View	82	48	
												268	H	Houston Baptist	59	51	
												297	H	Ole Miss	84	48	
												299	H	Ark.-Pine Bluff	81	55	
												321	N	Purdue Fort Wayne	82	48	
												344	H	Northwestern St.	79	49	
												348	H	La.-Monroe	83	38	
												350	H	Florida A&M	98	60	
LAST 10 Division I																	
				348	H	La.-Monroe	83	38	268	H	Houston Baptist	59	51				
				299	H	Ark.-Pine Bluff	81	55	297	H	Ole Miss	84	48				
				229	H	Prairie View	82	48	213	A	San Diego	64	60				
				350	H	Florida A&M	98	60	321	N	Purdue Fort Wayne	82	48				
				176	H	Sam Houston St.	99	57	344	H	Northwestern St.	79	49				

Non-Div I Games:

Texas Tech

■ Loss,
 ■ Non-Conf, S Site,
 ■ Home
 ■ Away
 N Neutral

Average RPI Win:	204	WON-LOST	WINNING	LAST 10	STRENGTH OF	OPP. STRENGTH	TEAM	ADJ.	CONF.	ADJ CONF.
Average RPI Loss:	106	RECORD	PCT. RANK	GAMES	SCHEDULE	OF SCHEDULE	RPI	RPI	RPI	RPI
DIV. I ONLY	4- 6	215	4-6	151	159	190	190	10	10	
DIV. I NON-CONF.	4- 6	212	4-6	151	162	188	188	10	10	
TOTALS	RPI 1-25	RPI 26-50	W-L RECORDS	RPI 51-100	RPI 101-150	RPI 150+				
4- 6	0- 0	0- 1	OVERALL	2- 2	0- 3	2- 0				
1- 3	0- 0	0- 0	HOME	1- 0	0- 3	0- 0				
2- 2	0- 0	0- 0	AWAY	0- 2	0- 0	2- 0				
1- 1	0- 0	0- 1	NEUTRAL	1- 0	0- 0	0- 0				
4- 6	0- 0	0- 1	NON-CONFERENCE	2- 2	0- 3	2- 0				
1- 3	0- 0	0- 0	HOME	1- 0	0- 3	0- 0				
2- 2	0- 0	0- 0	AWAY	0- 2	0- 0	2- 0				
1- 1	0- 0	0- 1	NEUTRAL	1- 0	0- 0	0- 0				
0- 0	0- 0	0- 0	CONFERENCE	0- 0	0- 0	0- 0				
0- 0	0- 0	0- 0	HOME	0- 0	0- 0	0- 0				
0- 0	0- 0	0- 0	AWAY	0- 0	0- 0	0- 0				
0- 0	0- 0	0- 0	NEUTRAL	0- 0	0- 0	0- 0				

RPI S	Opponent	Score	RPI S	Opponent	Score	RPI S	Opponent	Score	RPI S	Opponent	Score	Team's RPI: 190
50 N	Troy	64 71	73 A	Notre Dame	51 54	127 H	Dayton	42 60	141 H	Valparaiso	54 61	
			81 N	Pacific	66 65	147 H	Memphis	76 83	312 A	Georgia St.	74 48	
			94 H	Belmont	53 48	327 A	Detroit Mercy	82 64				
			95 A	Duquesne	74 79							
LAST 10 Division I												
81 N	Pacific	66 65	95 A	Duquesne	74 79							
50 N	Troy	64 71	94 H	Belmont	53 48							
327 A	Detroit Mercy	82 64	141 H	Valparaiso	54 61							
127 H	Dayton	42 60	147 H	Memphis	76 83							
312 A	Georgia St.	74 48	73 A	Notre Dame	51 54							

Non-Div I Games:

Toledo

Average RPI Win:	238	WON-LOST	WINNING	LAST 10	STRENGTH OF	OPP. STRENGTH	TEAM	ADJ.	CONF.	ADJ CONF.
Average RPI Loss:	144	RECORD	PCT. RANK	GAMES	SCHEDULE	OF SCHEDULE	RPI	RPI	RPI	RPI
DIV. I ONLY	4- 6	215	4-6	209	157	242	242	16	16	
DIV. I NON-CONF.	4- 6	212	4-6	212	160	243	243	16	16	
TOTALS	RPI 1-25	RPI 26-50	W-L RECORDS	RPI 51-100	RPI 101-150	RPI 150+				
4- 6	0- 1	0- 1	OVERALL	0- 1	0- 0	4- 3				
3- 2	0- 0	0- 0	HOME	0- 1	0- 0	3- 1				
0- 3	0- 0	0- 1	AWAY	0- 0	0- 0	0- 2				
1- 1	0- 1	0- 0	NEUTRAL	0- 0	0- 0	1- 0				
4- 6	0- 1	0- 1	NON-CONFERENCE	0- 1	0- 0	4- 3				
3- 2	0- 0	0- 0	HOME	0- 1	0- 0	3- 1				
0- 3	0- 0	0- 1	AWAY	0- 0	0- 0	0- 2				
1- 1	0- 1	0- 0	NEUTRAL	0- 0	0- 0	1- 0				
0- 0	0- 0	0- 0	CONFERENCE	0- 0	0- 0	0- 0				
0- 0	0- 0	0- 0	HOME	0- 0	0- 0	0- 0				
0- 0	0- 0	0- 0	AWAY	0- 0	0- 0	0- 0				
0- 0	0- 0	0- 0	NEUTRAL	0- 0	0- 0	0- 0				

RPI	S	Opponent	Score	RPI	S	Opponent	Score	RPI	S	Opponent	Score	RPI	S	Opponent	Score	Team's RPI: 242
16	N	Iowa	72 100	41	A	Rutgers	53 67	68	H	Temple	59 74	197	N	Iona	75 58	
												206	H	American	63 60	
												213	A	San Diego	67 81	
												225	H	Penn St.	67 73	
												228	H	Mt. St. Mary's	73 57	
												300	A	San Diego St.	72 80	
												320	H	Marshall	59 56	
LAST 10 Division I																
320	H	Marshall	59 56	197	N	Iona	75 58									
41	A	Rutgers	53 67	16	N	Iowa	72 100									
68	H	Temple	59 74	206	H	American	63 60									
300	A	San Diego St.	72 80	228	H	Mt. St. Mary's	73 57									
225	H	Penn St.	67 73	213	A	San Diego	67 81									

Non-Div I Games:

Towson

Average RPI Win:	192	WON-LOST	WINNING	LAST 10	STRENGTH OF	OPP. STRENGTH	TEAM	ADJ.	CONF.	ADJ CONF.
Average RPI Loss:	19	RECORD	PCT. RANK	GAMES	SCHEDULE	OF SCHEDULE	RPI	RPI	RPI	RPI
DIV. I ONLY	7- 2	57	7-2	220	31	50	50	20	20	
DIV. I NON-CONF.	7- 2	56	7-2	223	31	51	51	20	20	
TOTALS	RPI 1-25	RPI 26-50	W-L RECORDS	RPI 51-100	RPI 101-150	RPI 150+				
7- 2	0- 2	0- 0	OVERALL	1- 0	2- 0	4- 0				
2- 0	0- 0	0- 0	HOME	0- 0	0- 0	2- 0				
3- 2	0- 2	0- 0	AWAY	0- 0	2- 0	1- 0				
2- 0	0- 0	0- 0	NEUTRAL	1- 0	0- 0	1- 0				
7- 2	0- 2	0- 0	NON-CONFERENCE	1- 0	2- 0	4- 0				
2- 0	0- 0	0- 0	HOME	0- 0	0- 0	2- 0				
3- 2	0- 2	0- 0	AWAY	0- 0	2- 0	1- 0				
2- 0	0- 0	0- 0	NEUTRAL	1- 0	0- 0	1- 0				
0- 0	0- 0	0- 0	CONFERENCE	0- 0	0- 0	0- 0				
0- 0	0- 0	0- 0	HOME	0- 0	0- 0	0- 0				
0- 0	0- 0	0- 0	AWAY	0- 0	0- 0	0- 0				
0- 0	0- 0	0- 0	NEUTRAL	0- 0	0- 0	0- 0				

RPI 1-25				RPI 26-50		Team's RPI: 50		RPI 51-100				RPI 101+			
RPI	S	Opponent	Score	RPI	S	Opponent	Score	RPI	S	Opponent	Score	RPI	S	Opponent	Score
13	A	Mississippi St.	82 122					76	N	Kent St.	71 64	135	A	Bethune-Cookman	68 62
24	A	Duke	85 99									144	A	Samford	74 65
												190	N	Toledo	71 64
												227	A	Chattanooga	90 51
												233	H	ETSU	79 61
												341	H	Jacksonville St.	94 64
LAST 10 Division I															
				76	N	Kent St.	71 64	233	H	ETSU	79 61				
				190	N	Toledo	71 64	135	A	Bethune-Cookman	68 62				
				227	A	Chattanooga	90 51	24	A	Duke	85 99				
				144	A	Samford	74 65	13	A	Mississippi St.	82 122				
								341	H	Jacksonville St.	94 64				

Non-Div I Games: AUM 72 42 Fort Valley St. 101 52

Troy

Average RPI Win:	216	WON-LOST	WINNING	LAST 10	STRENGTH OF	OPP. STRENGTH	TEAM	ADJ.	CONF.	ADJ CONF.
Average RPI Loss:	87	RECORD	PCT. RANK	GAMES	SCHEDULE	OF SCHEDULE	RPI	RPI	RPI	RPI
DIV. I ONLY	4- 8	233	2-8	55	137	183	183	9	9	
DIV. I NON-CONF.	4- 8	234	2-8	56	139	182	182	9	9	
TOTALS	RPI 1-25	RPI 26-50	W-L RECORDS	RPI 51-100	RPI 101-150	RPI 150+				
4- 8	0- 0	0- 3	OVERALL	0- 4	1- 0	3- 1				
2- 6	0- 0	0- 2	HOME	0- 3	0- 0	2- 1				
2- 0	0- 0	0- 0	AWAY	0- 0	1- 0	1- 0				
0- 2	0- 0	0- 1	NEUTRAL	0- 1	0- 0	0- 0				
4- 8	0- 0	0- 3	NON-CONFERENCE	0- 4	1- 0	3- 1				
2- 6	0- 0	0- 2	HOME	0- 3	0- 0	2- 1				
2- 0	0- 0	0- 0	AWAY	0- 0	1- 0	1- 0				
0- 2	0- 0	0- 1	NEUTRAL	0- 1	0- 0	0- 0				
0- 0	0- 0	0- 0	CONFERENCE	0- 0	0- 0	0- 0				
0- 0	0- 0	0- 0	HOME	0- 0	0- 0	0- 0				
0- 0	0- 0	0- 0	AWAY	0- 0	0- 0	0- 0				
0- 0	0- 0	0- 0	NEUTRAL	0- 0	0- 0	0- 0				

RPI S	Opponent	Score	RPI S	Opponent	Score	RPI S	Opponent	Score	RPI S	Opponent	Score	Team's RPI: 183
29	H LSU	54 59	74	H Alabama	56 66	103	A Washington	64 62				
37	N Charlotte	56 60	78	H Middle Tenn.	62 64	200	A Southern Miss.	62 58				
47	H Colorado	52 62	85	H Texas Southern	62 72	258	H Jackson St.	82 46				
			87	N Boston College	76 89	262	H South Alabama	53 62				
						302	H Central Ark.	65 38				
LAST 10 Division I												
47	H Colorado	52 62	37	N Charlotte	56 60							
85	H Texas Southern	62 72	87	N Boston College	76 89							
262	H South Alabama	53 62	74	H Alabama	56 66							
200	A Southern Miss.	62 58	302	H Central Ark.	65 38							
78	H Middle Tenn.	62 64	29	H LSU	54 59							

Non-Div I Games:

Tulane

Average RPI Win:	255	WON-LOST	WINNING	LAST 10	STRENGTH OF	OPP. STRENGTH	TEAM	ADJ.	CONF.	ADJ CONF.
Average RPI Loss:	108	RECORD	PCT. RANK	GAMES	SCHEDULE	OF SCHEDULE	RPI	RPI	RPI	RPI
DIV. I ONLY	4- 8	233	3-7	141	193	252	252	9	9	
DIV. I NON-CONF.	4- 8	234	3-7	140	195	253	253	9	9	
TOTALS	RPI 1-25	RPI 26-50	W-L RECORDS	RPI 51-100	RPI 101-150	RPI 150+				
4- 8	0- 0	0- 2	OVERALL	0- 3	0- 1	4- 2				
4- 2	0- 0	0- 0	HOME	0- 1	0- 1	4- 0				
0- 4	0- 0	0- 0	AWAY	0- 2	0- 0	0- 2				
0- 2	0- 0	0- 2	NEUTRAL	0- 0	0- 0	0- 0				
4- 8	0- 0	0- 2	NON-CONFERENCE	0- 3	0- 1	4- 2				
4- 2	0- 0	0- 0	HOME	0- 1	0- 1	4- 0				
0- 4	0- 0	0- 0	AWAY	0- 2	0- 0	0- 2				
0- 2	0- 0	0- 2	NEUTRAL	0- 0	0- 0	0- 0				
0- 0	0- 0	0- 0	CONFERENCE	0- 0	0- 0	0- 0				
0- 0	0- 0	0- 0	HOME	0- 0	0- 0	0- 0				
0- 0	0- 0	0- 0	AWAY	0- 0	0- 0	0- 0				
0- 0	0- 0	0- 0	NEUTRAL	0- 0	0- 0	0- 0				

RPI 1-25				RPI 26-50				RPI 51-100				RPI 101+				Team's RPI: 252	
RPI	S	Opponent	Score	RPI	S	Opponent	Score	RPI	S	Opponent	Score	RPI	S	Opponent	Score		
				31	N	Western Ky.	63 76	51	A	Arkansas	41 91	150	H	SFA	63 67		
				49	N	Marquette	60 61	52	H	Oklahoma St.	48 78	217	A	Stetson	60 66		
								88	A	Abilene Christian	63 73	218	H	Oral Roberts	67 65		
												224	A	Little Rock	51 63		
												241	H	Arkansas St.	79 77		
												266	H	LMU (CA)	75 56		
												295	H	Colorado St.	61 55		
LAST 10 Division I																	
				295	H	Colorado St.	61 55	88	A	Abilene Christian	63 73						
				217	A	Stetson	60 66	49	N	Marquette	60 61						
				51	A	Arkansas	41 91	31	N	Western Ky.	63 76						
				224	A	Little Rock	51 63	266	H	LMU (CA)	75 56						
				52	H	Oklahoma St.	48 78	218	H	Oral Roberts	67 65						

Non-Div I Games:

Tulsa

■ Loss,
■ Non-Conf,
■ S Site,
■ H Home
■ A Away
N Neutral

Average RPI Win:	203	WON-LOST	WINNING	LAST 10	STRENGTH OF	OPP. STRENGTH	TEAM	ADJ.	CONF.	ADJ CONF.
Average RPI Loss:	75	RECORD	PCT. RANK	GAMES	SCHEDULE	OF SCHEDULE	RPI	RPI	RPI	RPI
DIV. I ONLY	6- 4	123	6-4	206	47	138	138	14	14	
DIV. I NON-CONF.	6- 4	121	6-4	209	48	140	140	14	14	
TOTALS	RPI 1-25	RPI 26-50	W-L RECORDS	RPI 51-100	RPI 101-150	RPI 150+				
6- 4	0- 0	0- 2	OVERALL	2- 1	1- 1	3- 0				
4- 1	0- 0	0- 0	HOME	1- 1	1- 0	2- 0				
1- 2	0- 0	0- 1	AWAY	0- 0	0- 1	1- 0				
1- 1	0- 0	0- 1	NEUTRAL	1- 0	0- 0	0- 0				
6- 4	0- 0	0- 2	NON-CONFERENCE	2- 1	1- 1	3- 0				
4- 1	0- 0	0- 0	HOME	1- 1	1- 0	2- 0				
1- 2	0- 0	0- 1	AWAY	0- 0	0- 1	1- 0				
1- 1	0- 0	0- 1	NEUTRAL	1- 0	0- 0	0- 0				
0- 0	0- 0	0- 0	CONFERENCE	0- 0	0- 0	0- 0				
0- 0	0- 0	0- 0	HOME	0- 0	0- 0	0- 0				
0- 0	0- 0	0- 0	AWAY	0- 0	0- 0	0- 0				
0- 0	0- 0	0- 0	NEUTRAL	0- 0	0- 0	0- 0				

RPI S	Opponent	Score	RPI S	Opponent	Score	RPI S	Opponent	Score	RPI S	Opponent	Score	Team's RPI: 138
39	A Oklahoma	75 82	66	H Boise St.	81 83	144	H Samford	76 69				
47	N Colorado	69 77	85	N Texas Southern	84 68	147	A Memphis	52 77				
			100	H Auburn	80 75	262	H South Alabama	77 61				
						307	H McNeese	97 70				
						319	A Alcorn	86 65				
LAST 10 Division I												
85	N Texas Southern	84 68	144	H Samford	76 69							
47	N Colorado	69 77	307	H McNeese	97 70							
319	A Alcorn	86 65	100	H Auburn	80 75							
147	A Memphis	52 77	66	H Boise St.	81 83							
262	H South Alabama	77 61	39	A Oklahoma	75 82							

Non-Div I Games: Ala.-Huntsville 74 57

UAB

Average RPI Win:	228	WON-LOST	WINNING	LAST 10	STRENGTH OF	OPP. STRENGTH	TEAM	ADJ.	CONF.	ADJ CONF.
Average RPI Loss:	151	RECORD	PCT. RANK	GAMES	SCHEDULE	OF SCHEDULE	RPI	RPI	RPI	RPI
DIV. I ONLY	4- 7	229	4-6	259	200	273	273	25	25	
DIV. I NON-CONF.	4- 7	229	4-6	264	201	273	273	25	25	
TOTALS	RPI 1-25	RPI 26-50	W-L RECORDS	RPI 51-100	RPI 101-150	RPI 150+				
4- 7	0- 0	0- 1	OVERALL	0- 0	1- 2	3- 4				
3- 2	0- 0	0- 0	HOME	0- 0	1- 1	2- 1				
1- 5	0- 0	0- 1	AWAY	0- 0	0- 1	1- 3				
0- 0	0- 0	0- 0	NEUTRAL	0- 0	0- 0	0- 0				
4- 7	0- 0	0- 1	NON-CONFERENCE	0- 0	1- 2	3- 4				
3- 2	0- 0	0- 0	HOME	0- 0	1- 1	2- 1				
1- 5	0- 0	0- 1	AWAY	0- 0	0- 1	1- 3				
0- 0	0- 0	0- 0	NEUTRAL	0- 0	0- 0	0- 0				
0- 0	0- 0	0- 0	CONFERENCE	0- 0	0- 0	0- 0				
0- 0	0- 0	0- 0	HOME	0- 0	0- 0	0- 0				
0- 0	0- 0	0- 0	AWAY	0- 0	0- 0	0- 0				
0- 0	0- 0	0- 0	NEUTRAL	0- 0	0- 0	0- 0				

RPI 1-25			RPI 26-50			RPI 51-100			RPI 101+			Team's RPI: 273
RPI	S	Opponent	Score	RPI	S	Opponent	Score	RPI	S	Opponent	Score	
				33	A	Minnesota	67 76					
								117	H	Santa Clara	61 62	
								129	A	Montana St.	65 77	
								130	H	San Francisco	79 67	
								152	A	Saint Mary's (CA)	74 83	
								164	H	Portland St.	70 76	
								171	A	Fresno St.	65 73	
								210	H	Boston U.	75 68	
								223	A	Northern Ariz.	71 61	
								290	A	Pepperdine	67 70	
								347	H	Sacramento St.	77 75	
LAST 10 Division I												
290	A	Pepperdine	67 70	164	H	Portland St.	70 76					
33	A	Minnesota	67 76	347	H	Sacramento St.	77 75					
223	A	Northern Ariz.	71 61	130	H	San Francisco	79 67					
210	H	Boston U.	75 68	152	A	Saint Mary's (CA)	74 83					
171	A	Fresno St.	65 73	117	H	Santa Clara	61 62					

Non-Div I Games:

UC Davis

Average RPI Win:	215	WON-LOST	WINNING	LAST 10	STRENGTH OF	OPP. STRENGTH	TEAM	ADJ.	CONF.	ADJ CONF.
Average RPI Loss:	141	RECORD	PCT. RANK	GAMES	SCHEDULE	OF SCHEDULE	RPI	RPI	RPI	RPI
DIV. I ONLY	3- 9	272	2-8	47	272	215	215	25	25	
DIV. I NON-CONF.	3- 9	272	2-8	48	273	217	217	25	25	
TOTALS	RPI 1-25	RPI 26-50	W-L RECORDS	RPI 51-100	RPI 101-150	RPI 150+				
3- 9	0- 1	0- 0	OVERALL	0- 2	0- 2	3- 4				
2- 1	0- 0	0- 0	HOME	0- 0	0- 0	2- 1				
0- 4	0- 1	0- 0	AWAY	0- 1	0- 0	0- 2				
1- 4	0- 0	0- 0	NEUTRAL	0- 1	0- 2	1- 1				
3- 9	0- 1	0- 0	NON-CONFERENCE	0- 2	0- 2	3- 4				
2- 1	0- 0	0- 0	HOME	0- 0	0- 0	2- 1				
0- 4	0- 1	0- 0	AWAY	0- 1	0- 0	0- 2				
1- 4	0- 0	0- 0	NEUTRAL	0- 1	0- 2	1- 1				
0- 0	0- 0	0- 0	CONFERENCE	0- 0	0- 0	0- 0				
0- 0	0- 0	0- 0	HOME	0- 0	0- 0	0- 0				
0- 0	0- 0	0- 0	AWAY	0- 0	0- 0	0- 0				
0- 0	0- 0	0- 0	NEUTRAL	0- 0	0- 0	0- 0				

RPI 1-25				RPI 26-50				RPI 51-100				RPI 101+ Team's RPI: 215			
RPI	S	Opponent	Score	RPI	S	Opponent	Score	RPI	S	Opponent	Score	RPI	S	Opponent	Score
5	A	Oregon St.	57 86					60	N	Vanderbilt	63 76	128	N	Davidson	72 78
								98	A	Washington St.	59 87	130	N	San Francisco	61 68
												164	H	Portland St.	61 70
												164	N	Portland St.	83 75
												169	A	Southern Utah	68 82
												216	H	San Jose St.	79 77
												236	N	North Ala.	60 88
												266	H	LMU (CA)	80 65
												278	A	Denver	75 83
LAST 10 Division I															
		130 N	San Francisco	61			68			164 H	Portland St.	61			70
		60 N	Vanderbilt	63			76			236 N	North Ala.	60			88
		98 A	Washington St.	59			87			278 A	Denver	75			83
		169 A	Southern Utah	68			82			266 H	LMU (CA)	80			65
		128 N	Davidson	72			78			164 N	Portland St.	83			75

Non-Div I Games:

UC Irvine

UC Riverside

Through Games Of Dec. 22, 2019

Average RPI Win:	303	WON-LOST	WINNING	LAST 10	STRENGTH OF	OPP. STRENGTH	TEAM	ADJ.	CONF.	ADJ CONF.
Average RPI Loss:	153	RECORD	PCT. RANK	GAMES	SCHEDULE	OF SCHEDULE	RPI	RPI	RPI	RPI
DIV. I ONLY	3- 10	284	2-8	139	284	269	269	25	25	
DIV. I NON-CONF.	3- 10	284	2-8	138	285	269	269	25	25	
TOTALS	RPI 1-25	RPI 26-50	W-L RECORDS	RPI 51-100	RPI 101-150	RPI 150+				
3- 10	0- 1	0- 0	OVERALL	0- 2	0- 1	3- 6				
2- 2	0- 0	0- 0	HOME	0- 0	0- 1	2- 1				
1- 8	0- 1	0- 0	AWAY	0- 2	0- 0	1- 5				
0- 0	0- 0	0- 0	NEUTRAL	0- 0	0- 0	0- 0				
3- 10	0- 1	0- 0	NON-CONFERENCE	0- 2	0- 1	3- 6				
2- 2	0- 0	0- 0	HOME	0- 0	0- 1	2- 1				
1- 8	0- 1	0- 0	AWAY	0- 2	0- 0	1- 5				
0- 0	0- 0	0- 0	NEUTRAL	0- 0	0- 0	0- 0				
0- 0	0- 0	0- 0	CONFERENCE	0- 0	0- 0	0- 0				
0- 0	0- 0	0- 0	HOME	0- 0	0- 0	0- 0				
0- 0	0- 0	0- 0	AWAY	0- 0	0- 0	0- 0				
0- 0	0- 0	0- 0	NEUTRAL	0- 0	0- 0	0- 0				

RPI 1-25				RPI 26-50				RPI 51-100				RPI 101+ Team's RPI: 269			
RPI	S	Opponent	Score	RPI	S	Opponent	Score	RPI	S	Opponent	Score	RPI	S	Opponent	Score
23	A	Oregon	41 84					56	A	Arizona	27 70	102	H	Southern California	59 76
								58	A	California	61 84	158	A	New Mexico	70 80
												169	A	Southern Utah	68 79
												193	A	VCU	51 67
												214	A	UTEP	50 63
												246	H	California Baptist	80 64
												264	H	Weber St.	54 64
												295	A	Colorado St.	40 52
												317	A	New Mexico St.	60 58
												346	H	Utah Valley	67 53
LAST 10 Division I															
193	A	VCU	51 67	295	A	Colorado St.	40 52								
169	A	Southern Utah	68 79	56	A	Arizona	27 70								
23	A	Oregon	41 84	264	H	Weber St.	54 64								
246	H	California Baptist	80 64	346	H	Utah Valley	67 53								
102	H	Southern California	59 76	58	A	California	61 84								

Non-Div I Games:

UC Riverside

■ Loss,
 ■ Non-Conf,
 ■ S Site,
 ■ H Home
 ■ A Away
 N Neutral

Average RPI Win:	273	WON-LOST	WINNING	LAST 10	STRENGTH OF	OPP. STRENGTH	TEAM	ADJ.	CONF.	ADJ CONF.
Average RPI Loss:	158	RECORD	PCT. RANK	GAMES	SCHEDULE	OF SCHEDULE	RPI	RPI	RPI	RPI
DIV. I ONLY	4- 8	233	3-7	191	311	276	276	25	25	
DIV. I NON-CONF.	4- 8	234	3-7	190	312	278	278	25	25	
TOTALS	RPI 1-25	RPI 26-50	W-L RECORDS	RPI 51-100	RPI 101-150	RPI 150+				
4- 8	0- 0	0- 0	OVERALL	0- 3	1- 1	3- 4				
3- 2	0- 0	0- 0	HOME	0- 1	1- 0	2- 1				
0- 5	0- 0	0- 0	AWAY	0- 2	0- 0	0- 3				
1- 1	0- 0	0- 0	NEUTRAL	0- 0	0- 1	1- 0				
4- 8	0- 0	0- 0	NON-CONFERENCE	0- 3	1- 1	3- 4				
3- 2	0- 0	0- 0	HOME	0- 1	1- 0	2- 1				
0- 5	0- 0	0- 0	AWAY	0- 2	0- 0	0- 3				
1- 1	0- 0	0- 0	NEUTRAL	0- 0	0- 1	1- 0				
0- 0	0- 0	0- 0	CONFERENCE	0- 0	0- 0	0- 0				
0- 0	0- 0	0- 0	HOME	0- 0	0- 0	0- 0				
0- 0	0- 0	0- 0	AWAY	0- 0	0- 0	0- 0				
0- 0	0- 0	0- 0	NEUTRAL	0- 0	0- 0	0- 0				

RPI 1-25				RPI 26-50				RPI 51-100				RPI 101+				Team's RPI: 276	
RPI	S	Opponent	Score	RPI	S	Opponent	Score	RPI	S	Opponent	Score	RPI	S	Opponent	Score		
								56	A	Arizona	42	61	102	H	Southern California	57	46
								81	H	Pacific	53	63	150	N	SFA	56	67
								96	A	CSU Bakersfield	62	66	152	A	Saint Mary's (CA)	43	64
													216	H	San Jose St.	70	73
													246	A	California Baptist	81	85
													263	A	Grand Canyon	57	58
													300	H	San Diego St.	64	52
													343	N	Chicago St.	96	65
													346	H	Utah Valley	59	51
LAST 10 Division I																	
								56	A	Arizona	42	61	343	N	Chicago St.	96	65
								263	A	Grand Canyon	57	58	150	N	SFA	56	67
								96	A	CSU Bakersfield	62	66	300	H	San Diego St.	64	52
								81	H	Pacific	53	63	246	A	California Baptist	81	85
								216	H	San Jose St.	70	73	102	H	Southern California	57	46

Non-Div I Games:

UC Santa Barbara

■ Loss,
 ■ Non-Conf,
 ■ S Site,
 ■ H Home
 ■ A Away
 N Neutral

Average RPI Win:	193	WON-LOST	WINNING	LAST 10	STRENGTH OF	OPP. STRENGTH	TEAM	ADJ.	CONF.	ADJ CONF.
Average RPI Loss:	44	RECORD	PCT. RANK	GAMES	SCHEDULE	OF SCHEDULE	RPI	RPI	RPI	RPI
DIV. I ONLY	7- 4	102	6-4	87	61	79	79	9	9	
DIV. I NON-CONF.	7- 4	102	6-4	88	61	79	79	9	9	
TOTALS	RPI 1-25	RPI 26-50	W-L RECORDS	RPI 51-100	RPI 101-150	RPI 150+				
7- 4	0- 1	0- 2	OVERALL	0- 1	1- 0	6- 0				
6- 0	0- 0	0- 0	HOME	0- 0	0- 0	6- 0				
1- 2	0- 0	0- 1	AWAY	0- 1	1- 0	0- 0				
0- 2	0- 1	0- 1	NEUTRAL	0- 0	0- 0	0- 0				
7- 4	0- 1	0- 2	NON-CONFERENCE	0- 1	1- 0	6- 0				
6- 0	0- 0	0- 0	HOME	0- 0	0- 0	6- 0				
1- 2	0- 0	0- 1	AWAY	0- 1	1- 0	0- 0				
0- 2	0- 1	0- 1	NEUTRAL	0- 0	0- 0	0- 0				
0- 0	0- 0	0- 0	CONFERENCE	0- 0	0- 0	0- 0				
0- 0	0- 0	0- 0	HOME	0- 0	0- 0	0- 0				
0- 0	0- 0	0- 0	AWAY	0- 0	0- 0	0- 0				
0- 0	0- 0	0- 0	NEUTRAL	0- 0	0- 0	0- 0				

RPI 1-25				RPI 26-50				RPI 51-100 Team's RPI: 79				RPI 101+			
RPI	S	Opponent	Score	RPI	S	Opponent	Score	RPI	S	Opponent	Score	RPI	S	Opponent	Score
10	N	UCLA	56 61	32	A	FGCU	50 72	94	A	Belmont	37 72	150	A	SFA	63 57
				40	N	James Madison	43 46					152	H	Saint Mary's (CA)	67 58
												159	H	Wright St.	69 53
												181	H	Quinnipiac	80 58
												199	H	Delaware	75 49
												217	H	Stetson	66 40
												292	H	Pittsburgh	74 58
LAST 10 Division I															
159	H	Wright St.	69 53	10	N	UCLA	56 61	217	H	Stetson	66 40				
152	H	Saint Mary's (CA)	67 58					199	H	Delaware	75 49				
181	H	Quinnipiac	80 58	40	N	James Madison	43 46	150	A	SFA	63 57				
				94	A	Belmont	37 72	32	A	FGCU	50 72				

Non-Div I Games:

UCF

U
C
L
AU
C
L
A

UCLA

Page 304

Average RPI Win:	55	WON-LOST	WINNING	LAST 10	STRENGTH OF	OPP. STRENGTH	TEAM	ADJ.	CONF.	ADJ CONF.
Average RPI Loss:	0	RECORD	PCT. RANK	GAMES	SCHEDULE	OF SCHEDULE	RPI	RPI	RPI	RPI
DIV. I ONLY	10- 0	1	10-0	14	1	1	1	9	9	
DIV. I NON-CONF.	9- 0	1	9-0	10	1	1	1	9	9	
TOTALS	RPI 1-25	RPI 26-50	W-L RECORDS	RPI 51-100	RPI 101-150	RPI 150+				
10- 0	3- 0	1- 0	OVERALL	5- 0	1- 0	0- 0				
3- 0	1- 0	0- 0	HOME	2- 0	0- 0	0- 0				
6- 0	2- 0	0- 0	AWAY	3- 0	1- 0	0- 0				
1- 0	0- 0	1- 0	NEUTRAL	0- 0	0- 0	0- 0				
9- 0	3- 0	1- 0	NON-CONFERENCE	4- 0	1- 0	0- 0				
3- 0	1- 0	0- 0	HOME	2- 0	0- 0	0- 0				
5- 0	2- 0	0- 0	AWAY	2- 0	1- 0	0- 0				
1- 0	0- 0	1- 0	NEUTRAL	0- 0	0- 0	0- 0				
1- 0	0- 0	0- 0	CONFERENCE	1- 0	0- 0	0- 0				
0- 0	0- 0	0- 0	HOME	0- 0	0- 0	0- 0				
1- 0	0- 0	0- 0	AWAY	1- 0	0- 0	0- 0				
0- 0	0- 0	0- 0	NEUTRAL	0- 0	0- 0	0- 0				

RPI	S	Opponent	Score	RPI	S	Opponent	Score	RPI	S	Opponent	Score	RPI	S	Opponent	Score
8	A	DePaul	84 74	39	N	Oklahoma	97 53	58	H	California	72 61	127	A	Dayton	75 37
20	H	Virginia	83 44					60	A	Vanderbilt	64 51				
21	A	Ohio St.	73 62					68	A	Temple	83 54				
								71	A	Seton Hall	92 78				
								73	H	Notre Dame	81 57				
LAST 10 Division I															
				39	N	Oklahoma	97 53	127	A	Dayton	75 37				
				8	A	DePaul	84 74	21	A	Ohio St.	73 62				
				73	H	Notre Dame	81 57	20	H	Virginia	83 44				
				71	A	Seton Hall	92 78	68	A	Temple	83 54				
				58	H	California	72 61	60	A	Vanderbilt	64 51				

Non-Div I Games:

UConn

■ Loss,
 ■ Non-Conf, S Site,
 ■ Home
 ■ Away
 N Neutral

UIC

Through Games Of Dec. 22, 2019

Average RPI Win:	343	WON-LOST	WINNING	LAST 10	STRENGTH OF	OPP. STRENGTH	TEAM	ADJ.	CONF.	ADJ CONF.
Average RPI Loss:	185	RECORD	PCT. RANK	GAMES	SCHEDULE	OF SCHEDULE	RPI	RPI	RPI	RPI
DIV. I ONLY	1- 10	332	1-9	235	301	325	325	18	18	
DIV. I NON-CONF.	1- 10	332	1-9	237	303	324	324	18	18	
<hr/>										
TOTALS	RPI 1-25	RPI 26-50	W-L RECORDS	RPI 51-100	RPI 101-150	RPI 150+				
1- 10	0- 1	0- 1	OVERALL	0- 0	0- 2	1- 6				
0- 5	0- 1	0- 0	HOME	0- 0	0- 0	0- 4				
1- 5	0- 0	0- 1	AWAY	0- 0	0- 2	1- 2				
0- 0	0- 0	0- 0	NEUTRAL	0- 0	0- 0	0- 0				
1- 10	0- 1	0- 1	NON-CONFERENCE	0- 0	0- 2	1- 6				
0- 5	0- 1	0- 0	HOME	0- 0	0- 0	0- 4				
1- 5	0- 0	0- 1	AWAY	0- 0	0- 2	1- 2				
0- 0	0- 0	0- 0	NEUTRAL	0- 0	0- 0	0- 0				
0- 0	0- 0	0- 0	CONFERENCE	0- 0	0- 0	0- 0				
0- 0	0- 0	0- 0	HOME	0- 0	0- 0	0- 0				
0- 0	0- 0	0- 0	AWAY	0- 0	0- 0	0- 0				
0- 0	0- 0	0- 0	NEUTRAL	0- 0	0- 0	0- 0				

U
I
C

RPI 1-25				RPI 26-50				RPI 51-100				RPI 101+ Team's RPI: 325			
RPI	S	Opponent	Score	RPI	S	Opponent	Score	RPI	S	Opponent	Score	RPI	S	Opponent	Score
11	H	Florida St.	42 86	44	A	Kansas	50 91					140	A	Miami (OH)	35 85
												141	A	Valparaiso	37 63
												207	H	Eastern Mich.	59 68
												212	A	Kansas St.	40 84
												231	H	Western Mich.	52 80
												253	H	Eastern Ill.	45 80
												289	H	Indiana St.	40 61
												321	A	Purdue Fort Wayne	50 61
												343	A	Chicago St.	73 61

U
I
C

LAST 10 Division I

207	H	Eastern Mich.	59	68	140	A	Miami (OH)	35	85
141	A	Valparaiso	37	63	11	H	Florida St.	42	86
231	H	Western Mich.	52	80	289	H	Indiana St.	40	61
343	A	Chicago St.	73	61	253	H	Eastern Ill.	45	80
44	A	Kansas	50	91	212	A	Kansas St.	40	84

Non-Div I Games:

UIC

U

B

C

B

C

UMBC

Page 307

Average RPI Win:	228	WON-LOST	WINNING	LAST 10	STRENGTH OF	OPP. STRENGTH	TEAM	ADJ.	CONF.	ADJ CONF.
Average RPI Loss:	150	RECORD	PCT. RANK	GAMES	SCHEDULE	OF SCHEDULE	RPI	RPI	RPI	RPI
DIV. I ONLY	1- 9	325	1-9	143	212	310	310	31	31	
DIV. I NON-CONF.	1- 9	324	1-9	142	215	308	308	31	31	
TOTALS	RPI 1-25	RPI 26-50	W-L RECORDS	RPI 51-100	RPI 101-150	RPI 150+				
1- 9	0- 0	0- 1	OVERALL	0- 2	0- 2	1- 4				
1- 3	0- 0	0- 0	HOME	0- 1	0- 0	1- 2				
0- 6	0- 0	0- 1	AWAY	0- 1	0- 2	0- 2				
0- 0	0- 0	0- 0	NEUTRAL	0- 0	0- 0	0- 0				
1- 9	0- 0	0- 1	NON-CONFERENCE	0- 2	0- 2	1- 4				
1- 3	0- 0	0- 0	HOME	0- 1	0- 0	1- 2				
0- 6	0- 0	0- 1	AWAY	0- 1	0- 2	0- 2				
0- 0	0- 0	0- 0	NEUTRAL	0- 0	0- 0	0- 0				
0- 0	0- 0	0- 0	CONFERENCE	0- 0	0- 0	0- 0				
0- 0	0- 0	0- 0	HOME	0- 0	0- 0	0- 0				
0- 0	0- 0	0- 0	AWAY	0- 0	0- 0	0- 0				
0- 0	0- 0	0- 0	NEUTRAL	0- 0	0- 0	0- 0				

RPI 1-25				RPI 26-50				RPI 51-100				RPI 101+				Team's RPI: 310	
RPI	S	Opponent	Score	RPI	S	Opponent	Score	RPI	S	Opponent	Score	RPI	S	Opponent	Score		
				26	A	Virginia Tech	43 86	59	A	Old Dominion	39 48	109	A	Syracuse	50 65		
								97	H	Richmond	52 64	121	A	UNC Greensboro	48 86		
												172	A	William & Mary	50 78		
												228	H	Mt. St. Mary's	78 76		
												238	H	Georgetown	39 57		
												240	A	East Carolina	42 57		
												286	H	Longwood	62 71		
LAST 10 Division I																	
				238	H	Georgetown	39 57	240	A	East Carolina	42 57						
				286	H	Longwood	62 71	26	A	Virginia Tech	43 86						
				228	H	Mt. St. Mary's	78 76	121	A	UNC Greensboro	48 86						
				59	A	Old Dominion	39 48	109	A	Syracuse	50 65						
				97	H	Richmond	52 64	172	A	William & Mary	50 78						

Non-Div I Games: Greensboro 65 48 Wesley 75 29

UMES

Loss, Non-Conf, S Site, H Home A Away N Neutral

Average RPI Win:	211	WON-LOST	WINNING	LAST 10	STRENGTH OF	OPP. STRENGTH	TEAM	ADJ.	CONF.	ADJ CONF.
Average RPI Loss:	126	RECORD	PCT. RANK	GAMES	SCHEDULE	OF SCHEDULE	RPI	RPI	RPI	RPI
DIV. I ONLY	5- 7	209	4-6	210	54	226	226	32	32	
DIV. I NON-CONF.	5- 7	207	4-6	213	54	226	226	32	32	
TOTALS	RPI 1-25	RPI 26-50	W-L RECORDS	RPI 51-100	RPI 101-150	RPI 150+				
5- 7	0- 1	0- 0	OVERALL	0- 2	0- 2	5- 2				
4- 4	0- 0	0- 0	HOME	0- 1	0- 2	4- 1				
1- 3	0- 1	0- 0	AWAY	0- 1	0- 0	1- 1				
0- 0	0- 0	0- 0	NEUTRAL	0- 0	0- 0	0- 0				
5- 7	0- 1	0- 0	NON-CONFERENCE	0- 2	0- 2	5- 2				
4- 4	0- 0	0- 0	HOME	0- 1	0- 2	4- 1				
1- 3	0- 1	0- 0	AWAY	0- 1	0- 0	1- 1				
0- 0	0- 0	0- 0	NEUTRAL	0- 0	0- 0	0- 0				
0- 0	0- 0	0- 0	CONFERENCE	0- 0	0- 0	0- 0				
0- 0	0- 0	0- 0	HOME	0- 0	0- 0	0- 0				
0- 0	0- 0	0- 0	AWAY	0- 0	0- 0	0- 0				
0- 0	0- 0	0- 0	NEUTRAL	0- 0	0- 0	0- 0				

RPI 1-25				RPI 26-50				RPI 51-100				RPI 101+ Team's RPI: 226			
RPI	S	Opponent	Score	RPI	S	Opponent	Score	RPI	S	Opponent	Score	RPI	S	Opponent	Score
2	A	Missouri St.	58 83					80	H	Loyola Chicago	67 72	111	H	Liberty	44 68
								81	A	Pacific	60 89	128	H	Davidson	64 74
												164	H	Portland St.	87 69
												167	A	George Mason	64 58
												186	H	Missouri	59 56
												212	H	Kansas St.	67 74
												259	H	Eastern Wash.	66 55
												270	A	Omaha	53 57
												278	H	Denver	83 79
LAST 10 Division I															
111	H	Liberty	44 68	2	A	Missouri St.	58 83	167	A	George Mason	64 58	80	H	Loyola Chicago	67 72
259	H	Eastern Wash.	66 55					128	H	Davidson	64 74	164	H	Portland St.	87 69
212	H	Kansas St.	67 74												
186	H	Missouri	59 56												
270	A	Omaha	53 57												

Non-Div I Games: Rockhurst 78 60

UMKC

■ Loss,
 ■ Non-Conf,
 ■ S Site,
 ■ H Home
 ■ A Away
 N Neutral

Average RPI Win:	325	WON-LOST	WINNING	LAST 10	STRENGTH OF	OPP. STRENGTH	TEAM	ADJ.	CONF.	ADJ CONF.
Average RPI Loss:	105	RECORD	PCT. RANK	GAMES	SCHEDULE	OF SCHEDULE	RPI	RPI	RPI	RPI
DIV. I ONLY	3- 9	272	3-7	138	240	244	244	29	29	
DIV. I NON-CONF.	3- 9	272	3-7	137	242	244	244	29	29	
TOTALS	RPI 1-25	RPI 26-50	W-L RECORDS	RPI 51-100	RPI 101-150	RPI 150+				
3- 9	0- 0	0- 1	OVERALL	0- 4	0- 1	3- 3				
1- 4	0- 0	0- 0	HOME	0- 1	0- 0	1- 3				
2- 5	0- 0	0- 1	AWAY	0- 3	0- 1	2- 0				
0- 0	0- 0	0- 0	NEUTRAL	0- 0	0- 0	0- 0				
3- 9	0- 0	0- 1	NON-CONFERENCE	0- 4	0- 1	3- 3				
1- 4	0- 0	0- 0	HOME	0- 1	0- 0	1- 3				
2- 5	0- 0	0- 1	AWAY	0- 3	0- 1	2- 0				
0- 0	0- 0	0- 0	NEUTRAL	0- 0	0- 0	0- 0				
0- 0	0- 0	0- 0	CONFERENCE	0- 0	0- 0	0- 0				
0- 0	0- 0	0- 0	HOME	0- 0	0- 0	0- 0				
0- 0	0- 0	0- 0	AWAY	0- 0	0- 0	0- 0				
0- 0	0- 0	0- 0	NEUTRAL	0- 0	0- 0	0- 0				

RPI S	Opponent	Score	RPI S	Opponent	Score	RPI S	Opponent	Score	RPI S	Opponent	Score	Team's RPI: 244
44	A Kansas	44 79	57	H Yale	59 67	126	A Merrimack	50 73				
			64	A Providence	38 63	154	H Massachusetts	58 74				
			69	A Colgate	51 73	168	H Cornell	56 70				
			87	A Boston College	46 89	175	H Dartmouth	51 62				
						303	A Bryant	55 35				
						331	A Central Conn. St.	56 54				
						342	H LIU Brooklyn	65 56				
LAST 10 Division I												
126	A Merrimack	50 73	168	H Cornell	56 70							
175	H Dartmouth	51 62	64	A Providence	38 63							
342	H LIU Brooklyn	65 56	57	H Yale	59 67							
331	A Central Conn. St.	56 54	44	A Kansas	44 79							
303	A Bryant	55 35	154	H Massachusetts	58 74							

Non-Div I Games:

UMass Lowell

■ Loss,
 ■ Non-Conf,
 ■ S Site,
 ■ H Home
 ■ A Away
 N Neutral

UNC Asheville

Through Games Of Dec. 22, 2019

Average RPI Win:	294	WON-LOST	WINNING	LAST 10	STRENGTH OF	OPP. STRENGTH	TEAM	ADJ.	CONF.	ADJ CONF.
Average RPI Loss:	147	RECORD	PCT. RANK	GAMES	SCHEDULE	OF SCHEDULE	RPI	RPI	RPI	RPI
DIV. I ONLY	4- 3	135	4-3	344	130	271	271	28	28	
DIV. I NON-CONF.	4- 3	133	4-3	345	131	271	271	28	28	
TOTALS	RPI 1-25	RPI 26-50	W-L RECORDS	RPI 51-100	RPI 101-150	RPI 150+				
4- 3	0- 0	0- 1	OVERALL	0- 0	0- 1	4- 1				
1- 1	0- 0	0- 0	HOME	0- 0	0- 1	1- 0				
2- 2	0- 0	0- 1	AWAY	0- 0	0- 0	2- 1				
1- 0	0- 0	0- 0	NEUTRAL	0- 0	0- 0	1- 0				
4- 3	0- 0	0- 1	NON-CONFERENCE	0- 0	0- 1	4- 1				
1- 1	0- 0	0- 0	HOME	0- 0	0- 1	1- 0				
2- 2	0- 0	0- 1	AWAY	0- 0	0- 0	2- 1				
1- 0	0- 0	0- 0	NEUTRAL	0- 0	0- 0	1- 0				
0- 0	0- 0	0- 0	CONFERENCE	0- 0	0- 0	0- 0				
0- 0	0- 0	0- 0	HOME	0- 0	0- 0	0- 0				
0- 0	0- 0	0- 0	AWAY	0- 0	0- 0	0- 0				
0- 0	0- 0	0- 0	NEUTRAL	0- 0	0- 0	0- 0				

RPI 1-25			RPI 26-50			RPI 51-100			RPI 101+			Team's RPI: 271
RPI	S	Opponent	Score	RPI	S	Opponent	Score	RPI	S	Opponent	Score	
				30	A	Miami (FL)	46 75					
								121	H	UNC Greensboro	40 67	
								233	A	ETSU	72 54	
								257	N	Southern U.	53 34	
								291	A	Wofford	38 75	
								336	A	Western Caro.	64 47	
								349	H	South Carolina St.	82 51	
LAST 10 Division I												
				257	N	Southern U.	53 34	233	A	ETSU	72 54	
				30	A	Miami (FL)	46 75	336	A	Western Caro.	64 47	
				291	A	Wofford	38 75					
				349	H	South Carolina St.	82 51					
				121	H	UNC Greensboro	40 67					

Non-Div I Games: Montreat 89 45 Lenoir-Rhyne 68 48

UNC Asheville

Loss, Non-Conf, S Site, H Home A Away N Neutral

UNC Greensboro

Through Games Of Dec. 22, 2019

Average RPI Win:	247	WON-LOST	WINNING	LAST 10	STRENGTH OF	OPP. STRENGTH	TEAM	ADJ.	CONF.	ADJ CONF.
Average RPI Loss:	135	RECORD	PCT. RANK	GAMES	SCHEDULE	OF SCHEDULE	RPI	RPI	RPI	RPI
DIV. I ONLY	7- 4	102	7-3	199	310	121	121	22	22	
DIV. I NON-CONF.	7- 4	102	7-3	201	310	121	121	22	22	
TOTALS	RPI 1-25	RPI 26-50	W-L RECORDS	RPI 51-100	RPI 101-150	RPI 150+				
7- 4	0- 0	0- 0	OVERALL	0- 2	2- 1	5- 1				
3- 1	0- 0	0- 0	HOME	0- 1	0- 0	3- 0				
4- 3	0- 0	0- 0	AWAY	0- 1	2- 1	2- 1				
0- 0	0- 0	0- 0	NEUTRAL	0- 0	0- 0	0- 0				
7- 4	0- 0	0- 0	NON-CONFERENCE	0- 2	2- 1	5- 1				
3- 1	0- 0	0- 0	HOME	0- 1	0- 0	3- 0				
4- 3	0- 0	0- 0	AWAY	0- 1	2- 1	2- 1				
0- 0	0- 0	0- 0	NEUTRAL	0- 0	0- 0	0- 0				
0- 0	0- 0	0- 0	CONFERENCE	0- 0	0- 0	0- 0				
0- 0	0- 0	0- 0	HOME	0- 0	0- 0	0- 0				
0- 0	0- 0	0- 0	AWAY	0- 0	0- 0	0- 0				
0- 0	0- 0	0- 0	NEUTRAL	0- 0	0- 0	0- 0				

RPI S	Opponent	Score	RPI S	Opponent	Score	RPI S	Opponent	Score	RPI S	Opponent	Score	Team's RPI: 121
						77	A N.C. A&T	48 57	111	A Liberty	58 53	
						97	H Richmond	62 70	131	A Wake Forest	67 65	
									143	A Coastal Caro.	54 63	
									221	A Campbell	64 72	
									271	A UNC Asheville	67 40	
									296	H High Point	82 70	
									298	A Col. of Charleston	69 56	
									310	H UMES	86 48	
									312	H Georgia St.	64 49	
LAST 10 Division I												
			312	H Georgia St.	64 49		296	H High Point	82 70			
			221	A Campbell	64 72		298	A Col. of Charleston	69 56			
			271	A UNC Asheville	67 40		77	A N.C. A&T	48 57			
			111	A Liberty	58 53		143	A Coastal Caro.	54 63			
			310	H UMES	86 48		131	A Wake Forest	67 65			

Non-Div I Games: Erskine 106 44

UNC Greensboro

Loss, Non-Conf, S Site, H Home A Away N Neutral

Average RPI Win:	307	WON-LOST	WINNING	LAST 10	STRENGTH OF	OPP. STRENGTH	TEAM	ADJ.	CONF.	ADJ CONF.
Average RPI Loss:	169	RECORD	PCT. RANK	GAMES	SCHEDULE	OF SCHEDULE	RPI	RPI	RPI	RPI
DIV. I ONLY	2- 7	286	2-7	109	349	288	288	16	16	
DIV. I NON-CONF.	2- 7	286	2-7	108	349	290	290	16	16	
TOTALS	RPI 1-25	RPI 26-50	W-L RECORDS	RPI 51-100	RPI 101-150	RPI 150+				
2- 7	0- 1	0- 0	OVERALL	0- 1	0- 2	2- 3				
1- 3	0- 0	0- 0	HOME	0- 0	0- 1	1- 2				
1- 3	0- 1	0- 0	AWAY	0- 0	0- 1	1- 1				
0- 1	0- 0	0- 0	NEUTRAL	0- 1	0- 0	0- 0				
2- 7	0- 1	0- 0	NON-CONFERENCE	0- 1	0- 2	2- 3				
1- 3	0- 0	0- 0	HOME	0- 0	0- 1	1- 2				
1- 3	0- 1	0- 0	AWAY	0- 0	0- 1	1- 1				
0- 1	0- 0	0- 0	NEUTRAL	0- 1	0- 0	0- 0				
0- 0	0- 0	0- 0	CONFERENCE	0- 0	0- 0	0- 0				
0- 0	0- 0	0- 0	HOME	0- 0	0- 0	0- 0				
0- 0	0- 0	0- 0	AWAY	0- 0	0- 0	0- 0				
0- 0	0- 0	0- 0	NEUTRAL	0- 0	0- 0	0- 0				

RPI 1-25				RPI 26-50			RPI 51-100				RPI 101+				Team's RPI: 288
RPI	S	Opponent	Score	RPI	S	Opponent	Score	RPI	S	Opponent	Score	RPI	S	Opponent	Score
25	A	NC State	40 80					92	N	North Carolina	45 85	131	A	Wake Forest	55 65
												143	H	Coastal Caro.	43 62
												195	H	Kennesaw St.	56 58
												265	A	Presbyterian	70 60
												286	A	Longwood	58 59
												308	H	Winthrop	63 75
												349	H	South Carolina St.	84 46
LAST 10 Division I															
265	A	Presbyterian	70 60	92	N	North Carolina	45 85								
195	H	Kennesaw St.	56 58	308	H	Winthrop	63 75								
349	H	South Carolina St.	84 46	143	H	Coastal Caro.	43 62								
286	A	Longwood	58 59	131	A	Wake Forest	55 65								
25	A	NC State	40 80												

Non-Div I Games: Catawba 75 78 Mount Olive 75 67

UNCW

Loss, Non-Conf, S Site, H Home A Away N Neutral

U
N
I

RPI 1-25					RPI 26-50					Team's RPI: 36					RPI 51-100					RPI 101+				
RPI	S	Opponent	Score		RPI	S	Opponent	Score		RPI	S	Opponent	Score		RPI	S	Opponent	Score						
14	A	Creighton	54	57						54	H	IUPUI	51	50	136	A	Wichita St.	61	50					
16	H	Iowa	88	66						74	N	Alabama	77	87	163	A	Iowa St.	71	63					
21	N	Ohio St.	46	64											186	A	Missouri	78	73					
															270	A	Omaha	81	45					
															287	H	North Dakota St.	95	63					
LAST 10 Division I																								
					21	N	Ohio St.	46	64	163	A	Iowa St.	71	63										
					74	N	Alabama	77	87	54	H	IUPUI	51	50										
					16	H	Iowa	88	66	270	A	Omaha	81	45										
					186	A	Missouri	78	73	14	A	Creighton	54	57										
					136	A	Wichita St.	61	50	287	H	North Dakota St.	95	63										

U
N
I

Non-Div I Games: Northwest Mo. St. 78 53

UNI

■ Loss, ■ Non-Conf, S Site, H Home A Away N Neutral

Average RPI Win:	208	WON-LOST	WINNING	LAST 10	STRENGTH OF	OPP. STRENGTH	TEAM	ADJ.	CONF.	ADJ CONF.
Average RPI Loss:	141	RECORD	PCT. RANK	GAMES	SCHEDULE	OF SCHEDULE	RPI	RPI	RPI	RPI
DIV. I ONLY	4- 8	233	4-6	189	171	259	259	23	23	
DIV. I NON-CONF.	4- 7	229	4-5	199	141	249	249	24	24	
TOTALS	RPI 1-25	RPI 26-50	W-L RECORDS	RPI 51-100	RPI 101-150	RPI 150+				
4- 8	0- 2	0- 0	OVERALL	1- 0	1- 1	2- 5				
3- 5	0- 2	0- 0	HOME	1- 0	1- 0	1- 3				
1- 3	0- 0	0- 0	AWAY	0- 0	0- 1	1- 2				
0- 0	0- 0	0- 0	NEUTRAL	0- 0	0- 0	0- 0				
4- 7	0- 2	0- 0	NON-CONFERENCE	1- 0	1- 1	2- 4				
3- 4	0- 2	0- 0	HOME	1- 0	1- 0	1- 2				
1- 3	0- 0	0- 0	AWAY	0- 0	0- 1	1- 2				
0- 0	0- 0	0- 0	NEUTRAL	0- 0	0- 0	0- 0				
0- 1	0- 0	0- 0	CONFERENCE	0- 0	0- 0	0- 1				
0- 1	0- 0	0- 0	HOME	0- 0	0- 0	0- 1				
0- 0	0- 0	0- 0	AWAY	0- 0	0- 0	0- 0				
0- 0	0- 0	0- 0	NEUTRAL	0- 0	0- 0	0- 0				

RPI	S	Opponent	Score
20	H	Virginia	55 63
24	H	Duke	45 57

RPI	S	Opponent	Score
-----	---	----------	-------

RPI	S	Opponent	Score
55	H	St. John's (NY)	79 75

RPI	S	Opponent	Score
102	A	Southern California	54 75
139	H	South Fla.	61 51
169	A	Southern Utah	68 72
171	H	Fresno St.	66 72
174	H	Elon	44 50
208	H	Cal St. Fullerton	58 64
263	A	Grand Canyon	51 53
290	A	Pepperdine	69 44
349	H	South Carolina St.	66 57

LAST 10 Division I

290	A	Pepperdine	69 44	139	H	South Fla.	61 51
171	H	Fresno St.	66 72	20	H	Virginia	55 63
55	H	St. John's (NY)	79 75	263	A	Grand Canyon	51 53
174	H	Elon	44 50	102	A	Southern California	54 75
349	H	South Carolina St.	66 57	169	A	Southern Utah	68 72

Non-Div I Games:

UNLV

■ Loss,
 ■ Non-Conf,
 ■ S Site,
 ■ H Home
 ■ A Away
 N Neutral

Average RPI Win:	345	WON-LOST	WINNING	LAST 10	STRENGTH OF	OPP. STRENGTH	TEAM	ADJ.	CONF.	ADJ CONF.
Average RPI Loss:	124	RECORD	PCT. RANK	GAMES	SCHEDULE	OF SCHEDULE	RPI	RPI	RPI	RPI
DIV. I ONLY	3- 4	206	3-4	339	174	305	305	28	28	
DIV. I NON-CONF.	3- 4	204	3-4	340	175	305	305	28	28	
TOTALS	RPI 1-25	RPI 26-50	W-L RECORDS	RPI 51-100	RPI 101-150	RPI 150+				
3- 4	0- 1	0- 1	OVERALL	0- 0	0- 0	3- 2				
3- 0	0- 0	0- 0	HOME	0- 0	0- 0	3- 0				
0- 4	0- 1	0- 1	AWAY	0- 0	0- 0	0- 2				
0- 0	0- 0	0- 0	NEUTRAL	0- 0	0- 0	0- 0				
3- 4	0- 1	0- 1	NON-CONFERENCE	0- 0	0- 0	3- 2				
3- 0	0- 0	0- 0	HOME	0- 0	0- 0	3- 0				
0- 4	0- 1	0- 1	AWAY	0- 0	0- 0	0- 2				
0- 0	0- 0	0- 0	NEUTRAL	0- 0	0- 0	0- 0				
0- 0	0- 0	0- 0	CONFERENCE	0- 0	0- 0	0- 0				
0- 0	0- 0	0- 0	HOME	0- 0	0- 0	0- 0				
0- 0	0- 0	0- 0	AWAY	0- 0	0- 0	0- 0				
0- 0	0- 0	0- 0	NEUTRAL	0- 0	0- 0	0- 0				

RPI 1-25				RPI 26-50				RPI 51-100				RPI 101+				Team's RPI: 305	
RPI	S	Opponent	Score	RPI	S	Opponent	Score	RPI	S	Opponent	Score	RPI	S	Opponent	Score		
6	A	South Carolina	32 112	46	A	Georgia	53 67					203	A	Jacksonville	43 87		
												240	A	East Carolina	48 69		
												336	H	Western Caro.	70 62		
												349	H	South Carolina St.	58 47		
												350	H	Florida A&M	74 61		
LAST 10 Division I																	
				336	H	Western Caro.	70 62	349	H	South Carolina St.	58 47						
				240	A	East Carolina	48 69	46	A	Georgia	53 67						
				350	H	Florida A&M	74 61	6	A	South Carolina	32 112						
								203	A	Jacksonville	43 87						

Non-Div I Games:	Mars Hill	89	31	UNKNOWN	71	49
------------------	-----------	----	----	---------	----	----

USC Upstate

■ Loss, ■ Non-Conf, S Site, H Home A Away N Neutral

Page 316

Average RPI Win:	235	WON-LOST	WINNING	LAST 10	STRENGTH OF	OPP. STRENGTH	TEAM	ADJ.	CONF.	ADJ CONF.
Average RPI Loss:	34	RECORD	PCT. RANK	GAMES	SCHEDULE	OF SCHEDULE	RPI	RPI	RPI	RPI
DIV. I ONLY	6- 5	149	5-5	72	69	90	90	20	20	
DIV. I NON-CONF.	6- 5	148	5-5	74	69	90	90	20	20	
TOTALS	RPI 1-25	RPI 26-50	W-L RECORDS	RPI 51-100	RPI 101-150	RPI 150+				
6- 5	0- 3	0- 0	OVERALL	0- 2	0- 0	6- 0				
3- 1	0- 0	0- 0	HOME	0- 1	0- 0	3- 0				
3- 1	0- 1	0- 0	AWAY	0- 0	0- 0	3- 0				
0- 3	0- 2	0- 0	NEUTRAL	0- 1	0- 0	0- 0				
6- 5	0- 3	0- 0	NON-CONFERENCE	0- 2	0- 0	6- 0				
3- 1	0- 0	0- 0	HOME	0- 1	0- 0	3- 0				
3- 1	0- 1	0- 0	AWAY	0- 0	0- 0	3- 0				
0- 3	0- 2	0- 0	NEUTRAL	0- 1	0- 0	0- 0				
0- 0	0- 0	0- 0	CONFERENCE	0- 0	0- 0	0- 0				
0- 0	0- 0	0- 0	HOME	0- 0	0- 0	0- 0				
0- 0	0- 0	0- 0	AWAY	0- 0	0- 0	0- 0				
0- 0	0- 0	0- 0	NEUTRAL	0- 0	0- 0	0- 0				

RPI	S	Opponent	Score
3	N	Louisville	67 76
18	A	Northwestern	47 74
23	N	Oregon	54 91

RPI	S	Opponent	Score
-----	---	----------	-------

RPI	S	Opponent	Score
52	N	Oklahoma St.	47 60
75	H	Marist	57 73

RPI	S	Opponent	Score
159	H	Wright St.	68 62
192	H	SMU	51 46
205	A	North Texas	68 49
212	A	Kansas St.	57 53
301	A	Grambling	88 54
343	H	Chicago St.	84 53

LAST 10 Division I

192	H	SMU	51 46	18	A	Northwestern	47 74
75	H	Marist	57 73	159	H	Wright St.	68 62
212	A	Kansas St.	57 53	52	N	Oklahoma St.	47 60
301	A	Grambling	88 54	23	N	Oregon	54 91
205	A	North Texas	68 49	3	N	Louisville	67 76

U
T
A
r
l
i
n
g
t
o
nU
T
A
r
l
i
n
g
t
o
n

Non-Div I Games:

UT Arlington

■ Loss,
 ■ Non-Conf,
 ■ S Site,
 ■ H Home
 ■ A Away
 N Neutral

Average RPI Win:	185	WON-LOST	WINNING	LAST 10	STRENGTH OF	OPP. STRENGTH	TEAM	ADJ.	CONF.	ADJ CONF.
Average RPI Loss:	32	RECORD	PCT. RANK	GAMES	SCHEDULE	OF SCHEDULE	RPI	RPI	RPI	RPI
DIV. I ONLY	4- 6	215	4-6	64	6	134	134	21	21	
DIV. I NON-CONF.	4- 6	212	4-6	64	6	135	135	21	21	
TOTALS	RPI 1-25	RPI 26-50	W-L RECORDS	RPI 51-100	RPI 101-150	RPI 150+				
4- 6	0- 3	0- 2	OVERALL	1- 1	1- 0	2- 0				
4- 1	0- 1	0- 0	HOME	1- 0	1- 0	2- 0				
0- 5	0- 2	0- 2	AWAY	0- 1	0- 0	0- 0				
0- 0	0- 0	0- 0	NEUTRAL	0- 0	0- 0	0- 0				
4- 6	0- 3	0- 2	NON-CONFERENCE	1- 1	1- 0	2- 0				
4- 1	0- 1	0- 0	HOME	1- 0	1- 0	2- 0				
0- 5	0- 2	0- 2	AWAY	0- 1	0- 0	0- 0				
0- 0	0- 0	0- 0	NEUTRAL	0- 0	0- 0	0- 0				
0- 0	0- 0	0- 0	CONFERENCE	0- 0	0- 0	0- 0				
0- 0	0- 0	0- 0	HOME	0- 0	0- 0	0- 0				
0- 0	0- 0	0- 0	AWAY	0- 0	0- 0	0- 0				
0- 0	0- 0	0- 0	NEUTRAL	0- 0	0- 0	0- 0				

RPI 1-25				RPI 26-50				RPI 51-100				RPI 101+ Team's RPI: 134			
RPI	S	Opponent	Score	RPI	S	Opponent	Score	RPI	S	Opponent	Score	RPI	S	Opponent	Score
3	H	Louisville	63 71	38	A	Saint Louis	50 56	54	H	IUPUI	57 51	144	H	Samford	80 75
7	A	Gonzaga	55 78	48	A	Illinois St.	47 70	82	A	Southern Ill.	59 70	227	H	Chattanooga	78 51
13	A	Mississippi St.	46 82									315	H	Lipscomb	83 67
LAST 10 Division I															
3	H	Louisville	63 71	227	H	Chattanooga	78 51								
315	H	Lipscomb	83 67	82	A	Southern Ill.	59 70								
7	A	Gonzaga	55 78	48	A	Illinois St.	47 70								
13	A	Mississippi St.	46 82	54	H	IUPUI	57 51								
38	A	Saint Louis	50 56	144	H	Samford	80 75								

Non-Div I Games:

UT Martin

■ Loss,
 ■ Non-Conf, S Site,
 ■ Home
 ■ Away
 N Neutral

Average RPI Win:	290	WON-LOST	WINNING	LAST 10	STRENGTH OF	OPP. STRENGTH	TEAM	ADJ.	CONF.	ADJ CONF.
Average RPI Loss:	135	RECORD	PCT. RANK	GAMES	SCHEDULE	OF SCHEDULE	RPI	RPI	RPI	RPI
DIV. I ONLY	7- 3	79	7-3	291	287	214	214	14	14	
DIV. I NON-CONF.	7- 3	78	7-3	293	288	215	215	14	14	
TOTALS	RPI 1-25	RPI 26-50	W-L RECORDS	RPI 51-100	RPI 101-150	RPI 150+				
7- 3	0- 0	0- 0	OVERALL	0- 1	0- 0	7- 2				
6- 2	0- 0	0- 0	HOME	0- 1	0- 0	6- 1				
1- 1	0- 0	0- 0	AWAY	0- 0	0- 0	1- 1				
0- 0	0- 0	0- 0	NEUTRAL	0- 0	0- 0	0- 0				
7- 3	0- 0	0- 0	NON-CONFERENCE	0- 1	0- 0	7- 2				
6- 2	0- 0	0- 0	HOME	0- 1	0- 0	6- 1				
1- 1	0- 0	0- 0	AWAY	0- 0	0- 0	1- 1				
0- 0	0- 0	0- 0	NEUTRAL	0- 0	0- 0	0- 0				
0- 0	0- 0	0- 0	CONFERENCE	0- 0	0- 0	0- 0				
0- 0	0- 0	0- 0	HOME	0- 0	0- 0	0- 0				
0- 0	0- 0	0- 0	AWAY	0- 0	0- 0	0- 0				
0- 0	0- 0	0- 0	NEUTRAL	0- 0	0- 0	0- 0				

RPI 1-25				RPI 26-50				RPI 51-100				RPI 101+				Team's RPI: 214	
RPI	S	Opponent	Score	RPI	S	Opponent	Score	RPI	S	Opponent	Score	RPI	S	Opponent	Score		
								56	H	Arizona	43	54	158	H	New Mexico	78	93
												192	A	SMU	56	60	
												231	H	Western Mich.	76	46	
												264	H	Weber St.	70	51	
												269	H	UC Riverside	63	50	
												312	H	Georgia St.	71	68	
												317	A	New Mexico St.	63	57	
												317	H	New Mexico St.	65	45	
												319	H	Alcorn	92	47	
LAST 10 Division I																	
				192	A	SMU	56	60		264	H	Weber St.	70	51			
				56	H	Arizona	43	54		312	H	Georgia St.	71	68			
				319	H	Alcorn	92	47		231	H	Western Mich.	76	46			
				317	A	New Mexico St.	63	57		317	H	New Mexico St.	65	45			
				269	H	UC Riverside	63	50		158	H	New Mexico	78	93			

Non-Div I Games:

UTEP

Average RPI Win:	345	WON-LOST	WINNING	LAST 10	STRENGTH OF	OPP. STRENGTH	TEAM	ADJ.	CONF.	ADJ CONF.
Average RPI Loss:	188	RECORD	PCT. RANK	GAMES	SCHEDULE	OF SCHEDULE	RPI	RPI	RPI	RPI
DIV. I ONLY	1- 7	317	1-7	265	338	338	338	32	32	
DIV. I NON-CONF.	1- 7	319	1-7	270	338	338	338	32	32	
TOTALS	RPI 1-25	RPI 26-50	W-L RECORDS	RPI 51-100	RPI 101-150	RPI 150+				
1- 7	0- 0	0- 0	OVERALL	0- 2	0- 1	1- 4				
1- 2	0- 0	0- 0	HOME	0- 1	0- 0	1- 1				
0- 3	0- 0	0- 0	AWAY	0- 1	0- 1	0- 1				
0- 2	0- 0	0- 0	NEUTRAL	0- 0	0- 0	0- 2				
1- 7	0- 0	0- 0	NON-CONFERENCE	0- 2	0- 1	1- 4				
1- 2	0- 0	0- 0	HOME	0- 1	0- 0	1- 1				
0- 3	0- 0	0- 0	AWAY	0- 1	0- 1	0- 1				
0- 2	0- 0	0- 0	NEUTRAL	0- 0	0- 0	0- 2				
0- 0	0- 0	0- 0	CONFERENCE	0- 0	0- 0	0- 0				
0- 0	0- 0	0- 0	HOME	0- 0	0- 0	0- 0				
0- 0	0- 0	0- 0	AWAY	0- 0	0- 0	0- 0				
0- 0	0- 0	0- 0	NEUTRAL	0- 0	0- 0	0- 0				

RPI 1-25			RPI 26-50			RPI 51-100			RPI 101+			Team's RPI: 338
RPI	S	Opponent	Score	RPI	S	Opponent	Score	RPI	S	Opponent	Score	
						84 A Texas	69 85	102 A Southern California	43 80			
						85 H Texas Southern	44 71	235 N Long Beach St.	65 69			
								250 A A&M-Corpus Christi	50 61			
								250 H A&M-Corpus Christi	54 59			
								309 N Nevada	57 62			
								345 H UTSA	75 64			
LAST 10 Division I												
						309 N Nevada	57 62	102 A Southern California	43 80			
						235 N Long Beach St.	65 69	250 H A&M-Corpus Christi	54 59			
						85 H Texas Southern	44 71	345 H UTSA	75 64			
								250 A A&M-Corpus Christi	50 61			
								84 A Texas	69 85			

Non-Div I Games: Tex. A&M Int'l 72 56 Tex. A&M-Kingsville 66 45 Texas Lutheran 98 46 Minot St. 75 56

UTRGV

Loss, Non-Conf, S Site, H Home A Away N Neutral

Average RPI Win:	351	WON-LOST	WINNING	LAST 10	STRENGTH OF	OPP. STRENGTH	TEAM	ADJ.	CONF.	ADJ CONF.
Average RPI Loss:	186	RECORD	PCT. RANK	GAMES	SCHEDULE	OF SCHEDULE	RPI	RPI	RPI	RPI
DIV. I ONLY	1- 6	315	1-6	332	304	345	345	14	14	
DIV. I NON-CONF.	1- 6	316	1-6	333	305	345	345	14	14	
TOTALS	RPI 1-25	RPI 26-50	W-L RECORDS	RPI 51-100	RPI 101-150	RPI 150+				
1- 6	0- 0	0- 0	OVERALL	0- 1	0- 0	1- 5				
1- 1	0- 0	0- 0	HOME	0- 0	0- 0	1- 1				
0- 4	0- 0	0- 0	AWAY	0- 1	0- 0	0- 3				
0- 1	0- 0	0- 0	NEUTRAL	0- 0	0- 0	0- 1				
1- 6	0- 0	0- 0	NON-CONFERENCE	0- 1	0- 0	1- 5				
1- 1	0- 0	0- 0	HOME	0- 0	0- 0	1- 1				
0- 4	0- 0	0- 0	AWAY	0- 1	0- 0	0- 3				
0- 1	0- 0	0- 0	NEUTRAL	0- 0	0- 0	0- 1				
0- 0	0- 0	0- 0	CONFERENCE	0- 0	0- 0	0- 0				
0- 0	0- 0	0- 0	HOME	0- 0	0- 0	0- 0				
0- 0	0- 0	0- 0	AWAY	0- 0	0- 0	0- 0				
0- 0	0- 0	0- 0	NEUTRAL	0- 0	0- 0	0- 0				

RPI 1-25			RPI 26-50			RPI 51-100			RPI 101+			Team's RPI: 345
RPI	S	Opponent	Score	RPI	S	Opponent	Score	RPI	S	Opponent	Score	
						84 A Texas	53 84	151 A Hawaii		50 62		
								170 A Texas St.		69 74		
								176 H Sam Houston St.		77 81		
								196 N Utah		45 91		
								338 A UTRGV		64 75		
								351 H Incarnate Word		63 56		
LAST 10 Division I												
						176 H Sam Houston St.	77 81	151 A Hawaii		50 62		
						170 A Texas St.	69 74	84 A Texas		53 84		
						338 A UTRGV	64 75	351 H Incarnate Word		63 56		
						196 N Utah	45 91					

Non-Div I Games: Texas Wesleyan 80 78 Southwest (NM) 79 62 Concordia (TX) 73 44

UTSA

Loss, Non-Conf, S Site, H Home A Away N Neutral

Average RPI Win:	228	WON-LOST	WINNING	LAST 10	STRENGTH OF	OPP. STRENGTH	TEAM	ADJ.	CONF.	ADJ CONF.
Average RPI Loss:	114	RECORD	PCT. RANK	GAMES	SCHEDULE	OF SCHEDULE	RPI	RPI	RPI	RPI
DIV. I ONLY	7- 4	102	7-3	302	96	196	196	1	1	
DIV. I NON-CONF.	7- 4	102	7-3	303	96	195	195	1	1	
TOTALS	RPI 1-25	RPI 26-50	W-L RECORDS	RPI 51-100	RPI 101-150	RPI 150+				
7- 4	0- 1	0- 0	OVERALL	1- 1	1- 1	5- 1				
4- 2	0- 1	0- 0	HOME	0- 1	0- 0	4- 0				
1- 2	0- 0	0- 0	AWAY	0- 0	1- 1	0- 1				
2- 0	0- 0	0- 0	NEUTRAL	1- 0	0- 0	1- 0				
7- 4	0- 1	0- 0	NON-CONFERENCE	1- 1	1- 1	5- 1				
4- 2	0- 1	0- 0	HOME	0- 1	0- 0	4- 0				
1- 2	0- 0	0- 0	AWAY	0- 0	1- 1	0- 1				
2- 0	0- 0	0- 0	NEUTRAL	1- 0	0- 0	1- 0				
0- 0	0- 0	0- 0	CONFERENCE	0- 0	0- 0	0- 0				
0- 0	0- 0	0- 0	HOME	0- 0	0- 0	0- 0				
0- 0	0- 0	0- 0	AWAY	0- 0	0- 0	0- 0				
0- 0	0- 0	0- 0	NEUTRAL	0- 0	0- 0	0- 0				

RPI 1-25				RPI 26-50				RPI 51-100				RPI 101+ Team's RPI: 196			
RPI	S	Opponent	Score	RPI	S	Opponent	Score	RPI	S	Opponent	Score	RPI	S	Opponent	Score
22	H	South Dakota	81 84					64	H	Providence	60 67	118	A	BYU	77 73
								85	N	Texas Southern	61 52	122	A	Cincinnati	62 68
												218	H	Oral Roberts	78 58
												247	A	Xavier	63 70
												259	H	Eastern Wash.	87 49
												264	H	Weber St.	75 46
												309	H	Nevada	68 62
												345	N	UTSA	91 45
LAST 10 Division I															
309	H	Nevada	68 62	264	H	Weber St.	75 46								
218	H	Oral Roberts	78 58	64	H	Providence	60 67								
118	A	BYU	77 73	259	H	Eastern Wash.	87 49								
345	N	UTSA	91 45	22	H	South Dakota	81 84								
85	N	Texas Southern	61 52	247	A	Xavier	63 70								

Non-Div I Games:

Utah

Average RPI Win:	257	WON-LOST	WINNING	LAST 10	STRENGTH OF	OPP. STRENGTH	TEAM	ADJ.	CONF.	ADJ CONF.
Average RPI Loss:	159	RECORD	PCT. RANK	GAMES	SCHEDULE	OF SCHEDULE	RPI	RPI	RPI	RPI
DIV. I ONLY	4- 8	233	3-7	167	289	243	243	23	23	
DIV. I NON-CONF.	4- 6	212	3-5	194	246	216	216	24	24	
TOTALS	RPI 1-25	RPI 26-50	W-L RECORDS	RPI 51-100	RPI 101-150	RPI 150+				
4- 8	0- 2	0- 0	OVERALL	0- 0	0- 1	4- 5				
3- 2	0- 0	0- 0	HOME	0- 0	0- 0	3- 2				
1- 6	0- 2	0- 0	AWAY	0- 0	0- 1	1- 3				
0- 0	0- 0	0- 0	NEUTRAL	0- 0	0- 0	0- 0				
4- 6	0- 2	0- 0	NON-CONFERENCE	0- 0	0- 1	4- 3				
3- 1	0- 0	0- 0	HOME	0- 0	0- 0	3- 1				
1- 5	0- 2	0- 0	AWAY	0- 0	0- 1	1- 2				
0- 0	0- 0	0- 0	NEUTRAL	0- 0	0- 0	0- 0				
0- 2	0- 0	0- 0	CONFERENCE	0- 0	0- 0	0- 2				
0- 1	0- 0	0- 0	HOME	0- 0	0- 0	0- 1				
0- 1	0- 0	0- 0	AWAY	0- 0	0- 0	0- 1				
0- 0	0- 0	0- 0	NEUTRAL	0- 0	0- 0	0- 0				

RPI 1-25				RPI 26-50				RPI 51-100				RPI 101+ Team's RPI: 243			
RPI	S	Opponent	Score	RPI	S	Opponent	Score	RPI	S	Opponent	Score	RPI	S	Opponent	Score
5	A	Oregon St.	46 75									118	A	BYU	50 67
23	A	Oregon	52 109									171	A	Fresno St.	64 76
												185	H	Portland	64 70
												205	H	North Texas	66 55
												208	A	Cal St. Fullerton	62 83
												216	H	San Jose St.	61 76
												235	A	Long Beach St.	56 48
												256	H	Idaho St.	69 61
												333	H	Seattle U	70 63
												346	A	Utah Valley	49 57
LAST 10 Division I															
205	H	North Texas	66 55	346	A	Utah Valley	49 57								
5	A	Oregon St.	46 75	256	H	Idaho St.	69 61								
171	A	Fresno St.	64 76	208	A	Cal St. Fullerton	62 83								
216	H	San Jose St.	61 76	235	A	Long Beach St.	56 48								
118	A	BYU	50 67	23	A	Oregon	52 109								

Non-Div I Games: Dixie St. 61 49

Utah St.

Utah Valley

Through Games Of Dec. 22, 2019

Average RPI Win:	243	WON-LOST	WINNING	LAST 10	STRENGTH OF	OPP. STRENGTH	TEAM	ADJ.	CONF.	ADJ CONF.
Average RPI Loss:	208	RECORD	PCT. RANK	GAMES	SCHEDULE	OF SCHEDULE	RPI	RPI	RPI	RPI
DIV. I ONLY	1- 9	325	1-9	333	188	346	346	32	32	
DIV. I NON-CONF.	1- 9	324	1-9	334	190	346	346	32	32	
TOTALS	RPI 1-25	RPI 26-50	W-L RECORDS	RPI 51-100	RPI 101-150	RPI 150+				
1- 9	0- 0	0- 0	OVERALL	0- 1	0- 2	1- 6				
1- 4	0- 0	0- 0	HOME	0- 0	0- 1	1- 3				
0- 5	0- 0	0- 0	AWAY	0- 1	0- 1	0- 3				
0- 0	0- 0	0- 0	NEUTRAL	0- 0	0- 0	0- 0				
1- 9	0- 0	0- 0	NON-CONFERENCE	0- 1	0- 2	1- 6				
1- 4	0- 0	0- 0	HOME	0- 0	0- 1	1- 3				
0- 5	0- 0	0- 0	AWAY	0- 1	0- 1	0- 3				
0- 0	0- 0	0- 0	NEUTRAL	0- 0	0- 0	0- 0				
0- 0	0- 0	0- 0	CONFERENCE	0- 0	0- 0	0- 0				
0- 0	0- 0	0- 0	HOME	0- 0	0- 0	0- 0				
0- 0	0- 0	0- 0	AWAY	0- 0	0- 0	0- 0				
0- 0	0- 0	0- 0	NEUTRAL	0- 0	0- 0	0- 0				

RPI 1-25			RPI 26-50			RPI 51-100			RPI 101+			Team's RPI: 346
RPI	S	Opponent	Score	RPI	S	Opponent	Score	RPI	S	Opponent	Score	
						66 A Boise St.	69 77			118 A BYU	57 71	
										149 H Montana	52 63	
										169 H Southern Utah	58 71	
										243 H Utah St.	57 49	
										256 H Idaho St.	61 88	
										264 A Weber St.	46 72	
										269 A UC Riverside	53 67	
										276 A UC Santa Barbara	51 59	
										309 H Nevada	57 60	
LAST 10 Division I												
118 A		BYU	57 71	243 H		Utah St.	57 49					
149 H		Montana	52 63	264 A		Weber St.	46 72					
256 H		Idaho St.	61 88	309 H		Nevada	57 60					
66 A		Boise St.	69 77	169 H		Southern Utah	58 71					
269 A		UC Riverside	53 67	276 A		UC Santa Barbara	51 59					

Non-Div I Games: Antelope Valley 77 61

Utah Valley

Loss, Non-Conf, S Site, H Home A Away N Neutral

Average RPI Win:	223	WON-LOST	WINNING	LAST 10	STRENGTH OF	OPP. STRENGTH	TEAM	ADJ.	CONF.	ADJ CONF.
Average RPI Loss:	124	RECORD	PCT. RANK	GAMES	SCHEDULE	OF SCHEDULE	RPI	RPI	RPI	RPI
DIV. I ONLY	5- 7	209	4-6	122	190	193	193	11	11	
DIV. I NON-CONF.	5- 7	207	4-6	121	192	193	193	11	11	
TOTALS	RPI 1-25	RPI 26-50	W-L RECORDS	RPI 51-100	RPI 101-150	RPI 150+				
5- 7	0- 0	0- 0	OVERALL	1- 3	0- 2	4- 2				
4- 2	0- 0	0- 0	HOME	1- 0	0- 1	3- 1				
0- 5	0- 0	0- 0	AWAY	0- 3	0- 1	0- 1				
1- 0	0- 0	0- 0	NEUTRAL	0- 0	0- 0	1- 0				
5- 7	0- 0	0- 0	NON-CONFERENCE	1- 3	0- 2	4- 2				
4- 2	0- 0	0- 0	HOME	1- 0	0- 1	3- 1				
0- 5	0- 0	0- 0	AWAY	0- 3	0- 1	0- 1				
1- 0	0- 0	0- 0	NEUTRAL	0- 0	0- 0	1- 0				
0- 0	0- 0	0- 0	CONFERENCE	0- 0	0- 0	0- 0				
0- 0	0- 0	0- 0	HOME	0- 0	0- 0	0- 0				
0- 0	0- 0	0- 0	AWAY	0- 0	0- 0	0- 0				
0- 0	0- 0	0- 0	NEUTRAL	0- 0	0- 0	0- 0				

RPI 1-25				RPI 26-50				RPI 51-100				RPI 101+				Team's RPI: 193	
RPI	S	Opponent	Score	RPI	S	Opponent	Score	RPI	S	Opponent	Score	RPI	S	Opponent	Score		
								59	H	Old Dominion	62 49	122	H	Cincinnati	56 58		
								71	A	Seton Hall	33 53	139	A	South Fla.	55 77		
								78	A	Middle Tenn.	63 86	172	H	William & Mary	55 69		
								87	A	Boston College	52 87	200	A	Southern Miss.	39 51		
												240	H	East Carolina	53 40		
												269	H	UC Riverside	67 51		
												270	N	Omaha	74 66		
												277	H	Appalachian St.	66 38		
LAST 10 Division I																	
				59	H	Old Dominion	62 49	269	H	UC Riverside	67 51						
				172	H	William & Mary	55 69	78	A	Middle Tenn.	63 86						
				122	H	Cincinnati	56 58	87	A	Boston College	52 87						
				200	A	Southern Miss.	39 51	240	H	East Carolina	53 40						
				270	N	Omaha	74 66	139	A	South Fla.	55 77						

Non-Div I Games:

VCU

Valparaiso

Through Games Of Dec. 22, 2019

Average RPI Win:	258	WON-LOST	WINNING	LAST 10	STRENGTH OF	OPP. STRENGTH	TEAM	ADJ.	CONF.	ADJ CONF.
Average RPI Loss:	48	RECORD	PCT. RANK	GAMES	SCHEDULE	OF SCHEDULE	RPI	RPI	RPI	RPI
DIV. I ONLY	6- 3	87	6-3	295	81	141	141	7	7	
DIV. I NON-CONF.	6- 3	86	6-3	297	81	143	143	7	7	
TOTALS	RPI 1-25	RPI 26-50	W-L RECORDS	RPI 51-100	RPI 101-150	RPI 150+				
6- 3	0- 2	0- 0	OVERALL	0- 0	1- 1	5- 0				
3- 0	0- 0	0- 0	HOME	0- 0	1- 0	2- 0				
3- 2	0- 1	0- 0	AWAY	0- 0	0- 1	3- 0				
0- 1	0- 1	0- 0	NEUTRAL	0- 0	0- 0	0- 0				
6- 3	0- 2	0- 0	NON-CONFERENCE	0- 0	1- 1	5- 0				
3- 0	0- 0	0- 0	HOME	0- 0	1- 0	2- 0				
3- 2	0- 1	0- 0	AWAY	0- 0	0- 1	3- 0				
0- 1	0- 1	0- 0	NEUTRAL	0- 0	0- 0	0- 0				
0- 0	0- 0	0- 0	CONFERENCE	0- 0	0- 0	0- 0				
0- 0	0- 0	0- 0	HOME	0- 0	0- 0	0- 0				
0- 0	0- 0	0- 0	AWAY	0- 0	0- 0	0- 0				
0- 0	0- 0	0- 0	NEUTRAL	0- 0	0- 0	0- 0				

RPI 1-25			RPI 26-50			RPI 51-100			RPI 101+			Team's RPI: 141
RPI	S	Opponent	Score	RPI	S	Opponent	Score	RPI	S	Opponent	Score	
18	A	Northwestern	48 69									
21	N	Ohio St.	38 89									
LAST 10 Division I												
327	A	Detroit Mercy	77 58	304	H	Morehead St.	55 53					
190	A	Toledo	61 54	325	H	UIC	63 37					
114	H	Bowling Green	95 90	287	A	North Dakota St.	66 54					
18	A	Northwestern	48 69	21	N	Ohio St.	38 89					
104	A	North Dakota	63 65									

Non-Div I Games:

Valparaiso

■ Loss,
 ■ Non-Conf,
 ■ S Site,
 ■ H Home
 ■ A Away
 N Neutral

Vanderbilt

Through Games Of Dec. 22, 2019

Average RPI Win:	197	WON-LOST	WINNING	LAST 10	STRENGTH OF	OPP. STRENGTH	TEAM	ADJ.	CONF.	ADJ CONF.
Average RPI Loss:	38	RECORD	PCT. RANK	GAMES	SCHEDULE	OF SCHEDULE	RPI	RPI	RPI	RPI
DIV. I ONLY	9- 3	61	7-3	87	143	60	60	4	4	
DIV. I NON-CONF.	9- 3	60	7-3	88	147	61	61	4	4	
TOTALS	RPI 1-25	RPI 26-50	W-L RECORDS	RPI 51-100	RPI 101-150	RPI 150+				
9- 3	0- 1	1- 1	OVERALL	1- 1	1- 0	6- 0				
6- 1	0- 1	1- 0	HOME	1- 0	0- 0	4- 0				
2- 0	0- 0	0- 0	AWAY	0- 0	1- 0	1- 0				
1- 2	0- 0	0- 1	NEUTRAL	0- 1	0- 0	1- 0				
9- 3	0- 1	1- 1	NON-CONFERENCE	1- 1	1- 0	6- 0				
6- 1	0- 1	1- 0	HOME	1- 0	0- 0	4- 0				
2- 0	0- 0	0- 0	AWAY	0- 0	1- 0	1- 0				
1- 2	0- 0	0- 1	NEUTRAL	0- 1	0- 0	1- 0				
0- 0	0- 0	0- 0	CONFERENCE	0- 0	0- 0	0- 0				
0- 0	0- 0	0- 0	HOME	0- 0	0- 0	0- 0				
0- 0	0- 0	0- 0	AWAY	0- 0	0- 0	0- 0				
0- 0	0- 0	0- 0	NEUTRAL	0- 0	0- 0	0- 0				

RPI 1-25				RPI 26-50				RPI 51-100 Team's RPI: 60				RPI 101+			
RPI	S	Opponent	Score	RPI	S	Opponent	Score	RPI	S	Opponent	Score	RPI	S	Opponent	Score
1	H	UConn	51 64	38	H	Saint Louis	62 50	61	H	Furman	74 46	103	A	Washington	76 74
				41	N	Rutgers	56 62	71	N	Seton Hall	65 69	179	H	Eastern Ky.	75 69
												215	N	UC Irvine	76 63
												234	H	Tennessee Tech	75 61
												272	H	Radford	80 46
												328	A	Tennessee St.	106 55
												341	H	Jacksonville St.	88 66
LAST 10 Division I															
234	H	Tennessee Tech	75 61	103	A	Washington	76 74								
71	N	Seton Hall	65 69	215	N	UC Irvine	76 63								
41	N	Rutgers	56 62	179	H	Eastern Ky.	75 69								
328	A	Tennessee St.	106 55	38	H	Saint Louis	62 50								
61	H	Furman	74 46	1	H	UConn	51 64								

Non-Div I Games:

Vanderbilt

Loss, Non-Conf, S Site, H Home A Away N Neutral

Average RPI Win:	308	WON-LOST	WINNING	LAST 10	STRENGTH OF	OPP. STRENGTH	TEAM	ADJ.	CONF.	ADJ CONF.
Average RPI Loss:	134	RECORD	PCT. RANK	GAMES	SCHEDULE	OF SCHEDULE	RPI	RPI	RPI	RPI
DIV. I ONLY	5- 6	187	5-5	254	286	248	248	29	29	
DIV. I NON-CONF.	5- 6	185	5-5	258	287	250	250	29	29	
TOTALS	RPI 1-25	RPI 26-50	W-L RECORDS	RPI 51-100	RPI 101-150	RPI 150+				
5- 6	0- 0	0- 1	OVERALL	0- 1	0- 0	5- 4				
4- 2	0- 0	0- 0	HOME	0- 0	0- 0	4- 2				
1- 4	0- 0	0- 1	AWAY	0- 1	0- 0	1- 2				
0- 0	0- 0	0- 0	NEUTRAL	0- 0	0- 0	0- 0				
5- 6	0- 0	0- 1	NON-CONFERENCE	0- 1	0- 0	5- 4				
4- 2	0- 0	0- 0	HOME	0- 0	0- 0	4- 2				
1- 4	0- 0	0- 1	AWAY	0- 1	0- 0	1- 2				
0- 0	0- 0	0- 0	NEUTRAL	0- 0	0- 0	0- 0				
0- 0	0- 0	0- 0	CONFERENCE	0- 0	0- 0	0- 0				
0- 0	0- 0	0- 0	HOME	0- 0	0- 0	0- 0				
0- 0	0- 0	0- 0	AWAY	0- 0	0- 0	0- 0				
0- 0	0- 0	0- 0	NEUTRAL	0- 0	0- 0	0- 0				

RPI S	Opponent	Score	RPI S	Opponent	Score	RPI S	Opponent	Score	RPI S	Opponent	Score	Team's RPI: 248
33	A Minnesota	58 90	80	A Loyola Chicago	76 78	154	H Massachusetts	49 83	157	A Rhode Island	74 77	
						175	A Dartmouth	55 72	202	H Saint Francis (PA)	69 73	
						251	H Navy	64 56	303	H Bryant	71 66	
						306	H NJIT	65 59	340	H Canisius	76 53	
						342	A LIU Brooklyn	73 62				
LAST 10 Division I												
202	H Saint Francis (PA)	69 73	342	A LIU Brooklyn	73 62							
154	H Massachusetts	49 83	306	H NJIT	65 59							
157	A Rhode Island	74 77	340	H Canisius	76 53							
251	H Navy	64 56	33	A Minnesota	58 90							
303	H Bryant	71 66	80	A Loyola Chicago	76 78							

Non-Div I Games: Norwich 86 40

Vermont

Average RPI Win:	145	WON-LOST	WINNING	LAST 10	STRENGTH OF	OPP. STRENGTH	TEAM	ADJ.	CONF.	ADJ CONF.
Average RPI Loss:	98	RECORD	PCT. RANK	GAMES	SCHEDULE	OF SCHEDULE	RPI	RPI	RPI	RPI
DIV. I ONLY	5- 5	162	5-5	134	19	110	110	6	6	
DIV. I NON-CONF.	5- 5	162	5-5	133	18	110	110	6	6	
TOTALS	RPI 1-25	RPI 26-50	W-L RECORDS	RPI 51-100	RPI 101-150	RPI 150+				
5- 5	0- 0	1- 1	OVERALL	0- 2	2- 1	2- 1				
2- 2	0- 0	0- 1	HOME	0- 0	1- 1	1- 0				
3- 3	0- 0	1- 0	AWAY	0- 2	1- 0	1- 1				
0- 0	0- 0	0- 0	NEUTRAL	0- 0	0- 0	0- 0				
5- 5	0- 0	1- 1	NON-CONFERENCE	0- 2	2- 1	2- 1				
2- 2	0- 0	0- 1	HOME	0- 0	1- 1	1- 0				
3- 3	0- 0	1- 0	AWAY	0- 2	1- 0	1- 1				
0- 0	0- 0	0- 0	NEUTRAL	0- 0	0- 0	0- 0				
0- 0	0- 0	0- 0	CONFERENCE	0- 0	0- 0	0- 0				
0- 0	0- 0	0- 0	HOME	0- 0	0- 0	0- 0				
0- 0	0- 0	0- 0	AWAY	0- 0	0- 0	0- 0				
0- 0	0- 0	0- 0	NEUTRAL	0- 0	0- 0	0- 0				

RPI 1-25				RPI 26-50				RPI 51-100				RPI 101+				Team's RPI: 110	
RPI	S	Opponent	Score	RPI	S	Opponent	Score	RPI	S	Opponent	Score	RPI	S	Opponent	Score		
				40	H	James Madison	52 56	63	A	Drexel	52 54	115	H	George Washington	56 68		
				46	A	Georgia	63 58	68	A	Temple	69 74	142	A	Fordham	73 66		
												146	H	Saint Joseph's	60 44		
												173	A	La Salle	77 69		
												206	A	American	54 76		
												219	H	Manhattan	63 51		
LAST 10 Division I																	
				63	A	Drexel	52 54	173	A	La Salle	77 69						
				46	A	Georgia	63 58	68	A	Temple	69 74						
				219	H	Manhattan	63 51	146	H	Saint Joseph's	60 44						
				142	A	Fordham	73 66	40	H	James Madison	52 56						
				206	A	American	54 76	115	H	George Washington	56 68						

Non-Div I Games:

Average RPI Win:	140	WON-LOST	WINNING	LAST 10	STRENGTH OF	OPP. STRENGTH	TEAM	ADJ.	CONF.	ADJ CONF.
Average RPI Loss:	33	RECORD	PCT. RANK	GAMES	SCHEDULE	OF SCHEDULE	RPI	RPI	RPI	RPI
DIV. I ONLY	5- 6	187	4-6	1	106	20	20	3	3	
DIV. I NON-CONF.	5- 6	185	4-6	1	106	20	20	3	3	
TOTALS	RPI 1-25	RPI 26-50	W-L RECORDS	RPI 51-100	RPI 101-150	RPI 150+				
5- 6	0- 3	1- 2	OVERALL	2- 0	0- 1	2- 0				
3- 2	0- 1	1- 1	HOME	2- 0	0- 0	0- 0				
2- 3	0- 1	0- 1	AWAY	0- 0	0- 1	2- 0				
0- 1	0- 1	0- 0	NEUTRAL	0- 0	0- 0	0- 0				
5- 6	0- 3	1- 2	NON-CONFERENCE	2- 0	0- 1	2- 0				
3- 2	0- 1	1- 1	HOME	2- 0	0- 0	0- 0				
2- 3	0- 1	0- 1	AWAY	0- 0	0- 1	2- 0				
0- 1	0- 1	0- 0	NEUTRAL	0- 0	0- 0	0- 0				
0- 0	0- 0	0- 0	CONFERENCE	0- 0	0- 0	0- 0				
0- 0	0- 0	0- 0	HOME	0- 0	0- 0	0- 0				
0- 0	0- 0	0- 0	AWAY	0- 0	0- 0	0- 0				
0- 0	0- 0	0- 0	NEUTRAL	0- 0	0- 0	0- 0				

RPI 1-25				RPI 26-50				RPI 51-100				RPI 101+			
RPI	S	Opponent	Score	RPI	S	Opponent	Score	RPI	S	Opponent	Score	RPI	S	Opponent	Score
1	A	UConn	44 83	28	H	Kentucky	47 50	59	H	Old Dominion	56 53	102	A	Southern California	49 59
10	H	UCLA	62 73	40	H	James Madison	55 49	99	H	Bucknell	84 60	245	A	CSUN	72 47
13	N	Mississippi St.	59 72	41	A	Rutgers	63 73					259	A	UNLV	63 55
LAST 10 Division I															
10	H	UCLA	62 73	13	N	Mississippi St.	59 72								
40	H	James Madison	55 49	259	A	UNLV	63 55								
59	H	Old Dominion	56 53	41	A	Rutgers	63 73								
1	A	UConn	44 83	245	A	CSUN	72 47								
28	H	Kentucky	47 50	102	A	Southern California	49 59								

Non-Div I Games:

Virginia

Average RPI Win:	152	WON-LOST	WINNING	LAST 10	STRENGTH OF	OPP. STRENGTH	TEAM	ADJ.	CONF.	ADJ CONF.
Average RPI Loss:	46	RECORD	PCT. RANK	GAMES	SCHEDULE	OF SCHEDULE	RPI	RPI	RPI	RPI
DIV. I ONLY	10- 1	17	9-1	137	39	26	26	3	3	
DIV. I NON-CONF.	10- 1	17	9-1	136	39	26	26	3	3	
TOTALS	RPI 1-25	RPI 26-50	W-L RECORDS	RPI 51-100	RPI 101-150	RPI 150+				
10- 1	1- 0	0- 1	OVERALL	1- 0	4- 0	4- 0				
6- 0	1- 0	0- 0	HOME	0- 0	3- 0	2- 0				
1- 0	0- 0	0- 0	AWAY	0- 0	0- 0	1- 0				
3- 1	0- 0	0- 1	NEUTRAL	1- 0	1- 0	1- 0				
10- 1	1- 0	0- 1	NON-CONFERENCE	1- 0	4- 0	4- 0				
6- 0	1- 0	0- 0	HOME	0- 0	3- 0	2- 0				
1- 0	0- 0	0- 0	AWAY	0- 0	0- 0	1- 0				
3- 1	0- 0	0- 1	NEUTRAL	1- 0	1- 0	1- 0				
0- 0	0- 0	0- 0	CONFERENCE	0- 0	0- 0	0- 0				
0- 0	0- 0	0- 0	HOME	0- 0	0- 0	0- 0				
0- 0	0- 0	0- 0	AWAY	0- 0	0- 0	0- 0				
0- 0	0- 0	0- 0	NEUTRAL	0- 0	0- 0	0- 0				

RPI 1-25				RPI 26-50				Team's RPI: 26				RPI 51-100				RPI 101+			
RPI	S	Opponent	Score	RPI	S	Opponent	Score	RPI	S	Opponent	Score	RPI	S	Opponent	Score	RPI	S	Opponent	Score
19	H	Purdue	67 54	46	N	Georgia	72 77	94	N	Belmont	60 58	111	H	Liberty	73 69	128	H	Davidson	88 68
																136	N	Wichita St.	84 63
																144	H	Gardner-Webb	87 65
																167	A	George Mason	77 58
																202	H	Saint Francis (PA)	105 41
																209	N	Rice	54 45
																310	H	UMES	86 43
LAST 10 Division I																			
19	H	Purdue	67 54	136	N	Wichita St.	84 63												
46	N	Georgia	72 77	209	N	Rice	54 45												
94	N	Belmont	60 58	144	H	Gardner-Webb	87 65												
128	H	Davidson	88 68	111	H	Liberty	73 69												
310	H	UMES	86 43	167	A	George Mason	77 58												

Non-Div I Games:

Virginia Tech

W
a
g
n
e
rW
a
g
n
e
r

Wagner

Page 332

Wake Forest

Through Games Of Dec. 22, 2019

Average RPI Win:	219	WON-LOST	WINNING	LAST 10	STRENGTH OF	OPP. STRENGTH	TEAM	ADJ.	CONF.	ADJ CONF.
Average RPI Loss:	112	RECORD	PCT. RANK	GAMES	SCHEDULE	OF SCHEDULE	RPI	RPI	RPI	RPI
DIV. I ONLY	7- 4	102	6-4	187	182	131	131	3	3	
DIV. I NON-CONF.	7- 4	102	6-4	186	183	132	132	3	3	
TOTALS	RPI 1-25	RPI 26-50	W-L RECORDS	RPI 51-100	RPI 101-150	RPI 150+				
7- 4	0- 0	0- 1	OVERALL	0- 1	1- 1	6- 1				
4- 2	0- 0	0- 1	HOME	0- 0	0- 1	4- 0				
1- 2	0- 0	0- 0	AWAY	0- 1	0- 0	1- 1				
2- 0	0- 0	0- 0	NEUTRAL	0- 0	1- 0	1- 0				
7- 4	0- 0	0- 1	NON-CONFERENCE	0- 1	1- 1	6- 1				
4- 2	0- 0	0- 1	HOME	0- 0	0- 1	4- 0				
1- 2	0- 0	0- 0	AWAY	0- 1	0- 0	1- 1				
2- 0	0- 0	0- 0	NEUTRAL	0- 0	1- 0	1- 0				
0- 0	0- 0	0- 0	CONFERENCE	0- 0	0- 0	0- 0				
0- 0	0- 0	0- 0	HOME	0- 0	0- 0	0- 0				
0- 0	0- 0	0- 0	AWAY	0- 0	0- 0	0- 0				
0- 0	0- 0	0- 0	NEUTRAL	0- 0	0- 0	0- 0				

RPI 1-25				RPI 26-50				RPI 51-100				RPI 101+				Team's RPI: 131	
RPI	S	Opponent	Score	RPI	S	Opponent	Score	RPI	S	Opponent	Score	RPI	S	Opponent	Score		
				37	H	Charlotte	65 77	55	A	St. John's (NY)	74 82	121	H	UNC Greensboro	65 67		
												127	N	Dayton	78 59		
												174	A	Elon	69 57		
												187	N	Florida	73 68		
												221	H	Campbell	74 46		
												233	A	ETSU	60 67		
												240	H	East Carolina	76 53		
												288	H	UNCW	65 55		
												298	H	Col. of Charleston	106 50		
LAST 10 Division I																	
				240	H	East Carolina	76 53	187	N	Florida	73 68						
				174	A	Elon	69 57	127	N	Dayton	78 59						
				55	A	St. John's (NY)	74 82	221	H	Campbell	74 46						
				37	H	Charlotte	65 77	233	A	ETSU	60 67						
				121	H	UNC Greensboro	65 67	298	H	Col. of Charleston	106 50						

Non-Div I Games:

Wake Forest

 Loss,
 Non-Conf,
 S Site,
 H Home
 A Away
N Neutral

Washington

Through Games Of Dec. 22, 2019

Average RPI Win:	178	WON-LOST	WINNING	LAST 10	STRENGTH OF	OPP. STRENGTH	TEAM	ADJ.	CONF.	ADJ CONF.
Average RPI Loss:	131	RECORD	PCT. RANK	GAMES	SCHEDULE	OF SCHEDULE	RPI	RPI	RPI	RPI
DIV. I ONLY	8- 3	69	7-3	145	113	103	103	1	1	
DIV. I NON-CONF.	8- 3	68	7-3	144	113	103	103	1	1	
TOTALS	RPI 1-25	RPI 26-50	W-L RECORDS	RPI 51-100	RPI 101-150	RPI 150+				
8- 3	1- 0	0- 0	OVERALL	1- 1	1- 0	5- 2				
4- 3	0- 0	0- 0	HOME	1- 1	1- 0	2- 2				
1- 0	0- 0	0- 0	AWAY	0- 0	0- 0	1- 0				
3- 0	1- 0	0- 0	NEUTRAL	0- 0	0- 0	2- 0				
8- 3	1- 0	0- 0	NON-CONFERENCE	1- 1	1- 0	5- 2				
4- 3	0- 0	0- 0	HOME	1- 1	1- 0	2- 2				
1- 0	0- 0	0- 0	AWAY	0- 0	0- 0	1- 0				
3- 0	1- 0	0- 0	NEUTRAL	0- 0	0- 0	2- 0				
0- 0	0- 0	0- 0	CONFERENCE	0- 0	0- 0	0- 0				
0- 0	0- 0	0- 0	HOME	0- 0	0- 0	0- 0				
0- 0	0- 0	0- 0	AWAY	0- 0	0- 0	0- 0				
0- 0	0- 0	0- 0	NEUTRAL	0- 0	0- 0	0- 0				

RPI 1-25				RPI 26-50				RPI 51-100				RPI 101+				Team's RPI: 103			
RPI	S	Opponent	Score	RPI	S	Opponent	Score	RPI	S	Opponent	Score	RPI	S	Opponent	Score				
16	N	Iowa	70 63					60	H	Vanderbilt	74 76	130	H	San Francisco	73 54				
								96	H	CSU Bakersfield	80 49	151	H	Hawaii	50 62				
												178	N	Howard	75 58				
												183	H	Tulane	62 64				
												197	N	Iona	65 34				
												213	A	San Diego	65 47				
												264	H	Weber St.	94 41				
												333	H	Seattle U	78 46				
LAST 10 Division I																			
16	N	Iowa	70 63	60	H	Vanderbilt	74 76	130	H	San Francisco	73 54	151	H	Hawaii	50 62	183	H	Tulane	62 64
178	N	Howard	75 58	213	A	San Diego	65 47												
197	N	Iona	65 34																
333	H	Seattle U	78 46																
264	H	Weber St.	94 41																

Non-Div I Games:

Washington

■ Loss,
 ■ Non-Conf, S Site,
 ■ Home
 ■ Away
 N Neutral

Average RPI Win:	213	WON-LOST	WINNING	LAST 10	STRENGTH OF	OPP. STRENGTH	TEAM	ADJ.	CONF.	ADJ CONF.
Average RPI Loss:	19	RECORD	PCT. RANK	GAMES	SCHEDULE	OF SCHEDULE	RPI	RPI	RPI	RPI
DIV. I ONLY	7- 5	127	5-5	94	12	98	98	1	1	
DIV. I NON-CONF.	7- 5	127	5-5	95	11	98	98	1	1	
TOTALS	RPI 1-25	RPI 26-50	W-L RECORDS	RPI 51-100	RPI 101-150	RPI 150+				
7- 5	0- 3	0- 2	OVERALL	1- 0	1- 0	5- 0				
5- 1	0- 1	0- 0	HOME	0- 0	1- 0	4- 0				
1- 1	0- 0	0- 1	AWAY	1- 0	0- 0	0- 0				
1- 3	0- 2	0- 1	NEUTRAL	0- 0	0- 0	1- 0				
7- 5	0- 3	0- 2	NON-CONFERENCE	1- 0	1- 0	5- 0				
5- 1	0- 1	0- 0	HOME	0- 0	1- 0	4- 0				
1- 1	0- 0	0- 1	AWAY	1- 0	0- 0	0- 0				
1- 3	0- 2	0- 1	NEUTRAL	0- 0	0- 0	1- 0				
0- 0	0- 0	0- 0	CONFERENCE	0- 0	0- 0	0- 0				
0- 0	0- 0	0- 0	HOME	0- 0	0- 0	0- 0				
0- 0	0- 0	0- 0	AWAY	0- 0	0- 0	0- 0				
0- 0	0- 0	0- 0	NEUTRAL	0- 0	0- 0	0- 0				

RPI 1-25				RPI 26-50				RPI 51-100				Team's RPI: 98	RPI 101+			
RPI	S	Opponent	Score	RPI	S	Opponent	Score	RPI	S	Opponent	Score		RPI	S	Opponent	Score
6	N	South Carolina	53 68	30	A	Miami (FL)	68 74	66	A	Boise St.	80 68		118	H	BYU	67 50
7	H	Gonzaga	53 76	35	N	Baylor	66 89						215	H	UC Irvine	87 59
15	N	Indiana	44 78										245	H	CSUN	71 61
													257	N	Southern U.	69 54
													290	H	Pepperdine	85 48
													299	H	Ark.-Pine Bluff	85 56
LAST 10 Division I																
299	H	Ark.-Pine Bluff	85 56	30	A	Miami (FL)	68 74									
15	N	Indiana	44 78	257	N	Southern U.	69 54									
6	N	South Carolina	53 68	215	H	UC Irvine	87 59									
35	N	Baylor	66 89	7	H	Gonzaga	53 76									
245	H	CSUN	71 61	66	A	Boise St.	80 68									

Non-Div I Games:

Washington St.

■ Loss,
 ■ Non-Conf, S Site,
 ■ Home
 ■ Away
 N Neutral

Average RPI Win:	308	WON-LOST	WINNING	LAST 10	STRENGTH OF	OPP. STRENGTH	TEAM	ADJ.	CONF.	ADJ CONF.
Average RPI Loss:	158	RECORD	PCT. RANK	GAMES	SCHEDULE	OF SCHEDULE	RPI	RPI	RPI	RPI
DIV. I ONLY	2- 7	286	2-7	168	269	264	264	19	19	
DIV. I NON-CONF.	2- 7	286	2-7	169	271	264	264	19	19	
TOTALS	RPI 1-25	RPI 26-50	W-L RECORDS	RPI 51-100	RPI 101-150	RPI 150+				
2- 7	0- 1	0- 0	OVERALL	0- 1	0- 1	2- 4				
1- 1	0- 0	0- 0	HOME	0- 0	0- 0	1- 1				
1- 6	0- 1	0- 0	AWAY	0- 1	0- 1	1- 3				
0- 0	0- 0	0- 0	NEUTRAL	0- 0	0- 0	0- 0				
2- 7	0- 1	0- 0	NON-CONFERENCE	0- 1	0- 1	2- 4				
1- 1	0- 0	0- 0	HOME	0- 0	0- 0	1- 1				
1- 6	0- 1	0- 0	AWAY	0- 1	0- 1	1- 3				
0- 0	0- 0	0- 0	NEUTRAL	0- 0	0- 0	0- 0				
0- 0	0- 0	0- 0	CONFERENCE	0- 0	0- 0	0- 0				
0- 0	0- 0	0- 0	HOME	0- 0	0- 0	0- 0				
0- 0	0- 0	0- 0	AWAY	0- 0	0- 0	0- 0				
0- 0	0- 0	0- 0	NEUTRAL	0- 0	0- 0	0- 0				

RPI 1-25				RPI 26-50				RPI 51-100				RPI 101+ Team's RPI: 264			
RPI	S	Opponent	Score	RPI	S	Opponent	Score	RPI	S	Opponent	Score	RPI	S	Opponent	Score
10	A	UCLA	45 85					81	A	Pacific	53 76	103	A	Washington	41 94
												185	H	Portland	59 78
												196	A	Utah	46 75
												214	A	UTEP	51 70
												269	A	UC Riverside	64 54
												317	A	New Mexico St.	47 77
												346	H	Utah Valley	72 46
LAST 10 Division I															
269	A	UC Riverside	64 54	196	A	Utah	46 75								
81	A	Pacific	53 76	346	H	Utah Valley	72 46								
103	A	Washington	41 94	317	A	New Mexico St.	47 77								
185	H	Portland	59 78	214	A	UTEP	51 70								
10	A	UCLA	45 85												

Non-Div I Games:

Weber St.

■ Loss,
 ■ Non-Conf, S Site,
 ■ Home
 ■ Away
 N Neutral

Average RPI Win:	188	WON-LOST	WINNING	LAST 10	STRENGTH OF	OPP. STRENGTH	TEAM	ADJ.	CONF.	ADJ CONF.
Average RPI Loss:	14	RECORD	PCT. RANK	GAMES	SCHEDULE	OF SCHEDULE	RPI	RPI	RPI	RPI
DIV. I ONLY	9- 1	25	9-1	208	52	42	42	5	5	
DIV. I NON-CONF.	9- 1	25	9-1	211	52	43	43	5	5	
TOTALS	RPI 1-25	RPI 26-50	W-L RECORDS	RPI 51-100	RPI 101-150	RPI 150+				
9- 1	1- 1	0- 0	OVERALL	0- 0	2- 0	6- 0				
4- 0	0- 0	0- 0	HOME	0- 0	0- 0	4- 0				
1- 0	1- 0	0- 0	AWAY	0- 0	0- 0	0- 0				
4- 1	0- 1	0- 0	NEUTRAL	0- 0	2- 0	2- 0				
9- 1	1- 1	0- 0	NON-CONFERENCE	0- 0	2- 0	6- 0				
4- 0	0- 0	0- 0	HOME	0- 0	0- 0	4- 0				
1- 0	1- 0	0- 0	AWAY	0- 0	0- 0	0- 0				
4- 1	0- 1	0- 0	NEUTRAL	0- 0	2- 0	2- 0				
0- 0	0- 0	0- 0	CONFERENCE	0- 0	0- 0	0- 0				
0- 0	0- 0	0- 0	HOME	0- 0	0- 0	0- 0				
0- 0	0- 0	0- 0	AWAY	0- 0	0- 0	0- 0				
0- 0	0- 0	0- 0	NEUTRAL	0- 0	0- 0	0- 0				

RPI 1-25				RPI 26-50		Team's RPI: 42		RPI 51-100				RPI 101+			
RPI	S	Opponent	Score	RPI	S	Opponent	Score	RPI	S	Opponent	Score	RPI	S	Opponent	Score
13	A	Mississippi St.	71 65									109	N	Syracuse	71 69
14	N	Creighton	75 82									137	N	Michigan St.	63 57
												158	N	New Mexico	73 60
												201	N	Norfolk St.	72 55
												202	H	Saint Francis (PA)	74 45
												265	H	Presbyterian	56 40
												272	H	Radford	74 37
												337	H	Coppin St.	82 47
LAST 10 Division I															
				14	N	Creighton	75 82					109	N	Syracuse	71 69
				337	H	Coppin St.	82 47					137	N	Michigan St.	63 57
				272	H	Radford	74 37					201	N	Norfolk St.	72 55
				265	H	Presbyterian	56 40					13	A	Mississippi St.	71 65
				202	H	Saint Francis (PA)	74 45					158	N	New Mexico	73 60

Non-Div I Games:

West Virginia

Western Caro.

Through Games Of Dec. 22, 2019

Average RPI Win:	330	WON-LOST	WINNING	LAST 10	STRENGTH OF	OPP. STRENGTH	TEAM	ADJ.	CONF.	ADJ CONF.
Average RPI Loss:	196	RECORD	PCT. RANK	GAMES	SCHEDULE	OF SCHEDULE	RPI	RPI	RPI	RPI
DIV. I ONLY	1- 11	335	1-9	204	350	336	336	22	22	
DIV. I NON-CONF.	1- 11	335	1-9	207	350	336	336	22	22	
TOTALS	RPI 1-25	RPI 26-50	W-L RECORDS	RPI 51-100	RPI 101-150	RPI 150+				
1- 11	0- 0	0- 0	OVERALL	0- 1	0- 4	1- 6				
1- 6	0- 0	0- 0	HOME	0- 0	0- 2	1- 4				
0- 5	0- 0	0- 0	AWAY	0- 1	0- 2	0- 2				
0- 0	0- 0	0- 0	NEUTRAL	0- 0	0- 0	0- 0				
1- 11	0- 0	0- 0	NON-CONFERENCE	0- 1	0- 4	1- 6				
1- 6	0- 0	0- 0	HOME	0- 0	0- 2	1- 4				
0- 5	0- 0	0- 0	AWAY	0- 1	0- 2	0- 2				
0- 0	0- 0	0- 0	NEUTRAL	0- 0	0- 0	0- 0				
0- 0	0- 0	0- 0	CONFERENCE	0- 0	0- 0	0- 0				
0- 0	0- 0	0- 0	HOME	0- 0	0- 0	0- 0				
0- 0	0- 0	0- 0	AWAY	0- 0	0- 0	0- 0				
0- 0	0- 0	0- 0	NEUTRAL	0- 0	0- 0	0- 0				

RPI 1-25				RPI 26-50				RPI 51-100				RPI 101+				Team's RPI: 336		
RPI	S	Opponent	Score	RPI	S	Opponent	Score	RPI	S	Opponent	Score	RPI	S	Opponent	Score			
								92	A	North Carolina	55	92		128	A	Davidson	51	101
														132	H	Cleveland St.	61	68
														143	H	Coastal Caro.	43	66
														144	A	Gardner-Webb	62	88
														174	A	Elon	24	68
														221	H	Campbell	40	61
														234	H	Tennessee Tech	58	62
														271	H	UNC Asheville	47	64
														305	A	USC Upstate	62	70
														308	H	Winthrop	60	63
														330	H	Charleston So.	69	64
LAST 10 Division I																		
		143	H	Coastal Caro.	43	66		308	H	Winthrop	60	63						
		128	A	Davidson	51	101		234	H	Tennessee Tech	58	62						
		271	H	UNC Asheville	47	64		132	H	Cleveland St.	61	68						
		221	H	Campbell	40	61		330	H	Charleston So.	69	64						
		305	A	USC Upstate	62	70		144	A	Gardner-Webb	62	88						

Non-Div I Games: UVa-Wise 64 55

Western Caro.

■ Loss,
 ■ Non-Conf, S Site,
 ■ Home
 ■ Away
 N Neutral

Average RPI Win:	263	WON-LOST	WINNING	LAST 10	STRENGTH OF	OPP. STRENGTH	TEAM	ADJ.	CONF.	ADJ CONF.
Average RPI Loss:	106	RECORD	PCT. RANK	GAMES	SCHEDULE	OF SCHEDULE	RPI	RPI	RPI	RPI
DIV. I ONLY	3- 7	253	3-7	149	196	230	230	17	17	
DIV. I NON-CONF.	3- 7	251	3-7	149	197	230	230	17	17	
TOTALS	RPI 1-25	RPI 26-50	W-L RECORDS	RPI 51-100	RPI 101-150	RPI 150+				
3- 7	0- 1	0- 2	OVERALL	0- 1	0- 1	3- 2				
2- 1	0- 0	0- 0	HOME	0- 0	0- 1	2- 0				
1- 4	0- 1	0- 2	AWAY	0- 0	0- 0	1- 1				
0- 2	0- 0	0- 0	NEUTRAL	0- 1	0- 0	0- 1				
3- 7	0- 1	0- 2	NON-CONFERENCE	0- 1	0- 1	3- 2				
2- 1	0- 0	0- 0	HOME	0- 0	0- 1	2- 0				
1- 4	0- 1	0- 2	AWAY	0- 0	0- 0	1- 1				
0- 2	0- 0	0- 0	NEUTRAL	0- 1	0- 0	0- 1				
0- 0	0- 0	0- 0	CONFERENCE	0- 0	0- 0	0- 0				
0- 0	0- 0	0- 0	HOME	0- 0	0- 0	0- 0				
0- 0	0- 0	0- 0	AWAY	0- 0	0- 0	0- 0				
0- 0	0- 0	0- 0	NEUTRAL	0- 0	0- 0	0- 0				

RPI 1-25				RPI 26-50				RPI 51-100				RPI 101+ Team's RPI: 230			
RPI	S	Opponent	Score	RPI	S	Opponent	Score	RPI	S	Opponent	Score	RPI	S	Opponent	Score
19	A	Purdue	59 66	34	A	Drake	75 94	82	N	Southern Ill.	65 79	119	H	Bradley	49 84
				48	A	Illinois St.	65 78					156	H	Southeast Mo. St.	97 91
												186	A	Missouri	89 97
												253	N	Eastern Ill.	52 60
												289	H	Indiana St.	83 72
												343	A	Chicago St.	88 78
LAST 10 Division I															
34	A	Drake	75 94	253	N	Eastern Ill.	52 60								
119	H	Bradley	49 84	82	N	Southern Ill.	65 79								
19	A	Purdue	59 66	156	H	Southeast Mo. St.	97 91								
289	H	Indiana St.	83 72	343	A	Chicago St.	88 78								
186	A	Missouri	89 97	48	A	Illinois St.	65 78								

Non-Div I Games: Culver-Stockton 82 76 Ill.-Springfield 91 51 Mo. Baptist 90 69

Western Ill.

Loss, Non-Conf, S Site, H Home A Away N Neutral

Average RPI Win:	149	WON-LOST	WINNING	LAST 10	STRENGTH OF	OPP. STRENGTH	TEAM	ADJ.	CONF.	ADJ CONF.
Average RPI Loss:	58	RECORD	PCT. RANK	GAMES	SCHEDULE	OF SCHEDULE	RPI	RPI	RPI	RPI
DIV. I ONLY	8- 3	69	8-2	146	4	31	31	14	14	
DIV. I NON-CONF.	8- 3	68	8-2	145	4	31	31	14	14	
TOTALS	RPI 1-25	RPI 26-50	W-L RECORDS	RPI 51-100	RPI 101-150	RPI 150+				
8- 3	0- 2	1- 0	OVERALL	3- 0	1- 0	3- 1				
4- 0	0- 0	1- 0	HOME	2- 0	0- 0	1- 0				
3- 3	0- 2	0- 0	AWAY	1- 0	1- 0	1- 1				
1- 0	0- 0	0- 0	NEUTRAL	0- 0	0- 0	1- 0				
8- 3	0- 2	1- 0	NON-CONFERENCE	3- 0	1- 0	3- 1				
4- 0	0- 0	1- 0	HOME	2- 0	0- 0	1- 0				
3- 3	0- 2	0- 0	AWAY	1- 0	1- 0	1- 1				
1- 0	0- 0	0- 0	NEUTRAL	0- 0	0- 0	1- 0				
0- 0	0- 0	0- 0	CONFERENCE	0- 0	0- 0	0- 0				
0- 0	0- 0	0- 0	HOME	0- 0	0- 0	0- 0				
0- 0	0- 0	0- 0	AWAY	0- 0	0- 0	0- 0				
0- 0	0- 0	0- 0	NEUTRAL	0- 0	0- 0	0- 0				

RPI 1-25				RPI 26-50				Team's RPI: 31				RPI 51-100				RPI 101+			
RPI	S	Opponent	Score	RPI	S	Opponent	Score	RPI	S	Opponent	Score	RPI	S	Opponent	Score	RPI	S	Opponent	Score
3	A	Louisville	56 75	39	H	Oklahoma	74 63	62	H	Central Mich.	93 58	144	A	Samford	88 84				
19	A	Purdue	50 67					67	A	Ball St.	91 86	152	A	Saint Mary's (CA)	73 80				
								94	H	Belmont	77 46	224	H	Little Rock	77 58				
												252	N	Tulsa	76 63				
												311	A	Mercer	75 62				
LAST 10 Division I																			
252	N	Tulsa	76 63	19	A	Purdue	50 67	144	A	Samford	88 84	67	A	Ball St.	91 86	39	H	Oklahoma	74 63
224	H	Little Rock	77 58																
62	H	Central Mich.	93 58																
94	H	Belmont	77 46																
311	A	Mercer	75 62																

Non-Div I Games:

Western Ky.

■ Loss,
 ■ Non-Conf, S Site,
 ■ Home
 ■ Away
 N Neutral

Average RPI Win:	318	WON-LOST	WINNING	LAST 10	STRENGTH OF	OPP. STRENGTH	TEAM	ADJ.	CONF.	ADJ CONF.
Average RPI Loss:	135	RECORD	PCT. RANK	GAMES	SCHEDULE	OF SCHEDULE	RPI	RPI	RPI	RPI
DIV. I ONLY	5- 4	137	5-4	296	277	231	231	10	10	
DIV. I NON-CONF.	5- 4	134	5-4	298	279	231	231	10	10	
TOTALS	RPI 1-25	RPI 26-50	W-L RECORDS	RPI 51-100	RPI 101-150	RPI 150+				
5- 4	0- 0	0- 1	OVERALL	0- 0	0- 1	5- 2				
2- 1	0- 0	0- 0	HOME	0- 0	0- 0	2- 1				
1- 2	0- 0	0- 1	AWAY	0- 0	0- 0	1- 1				
2- 1	0- 0	0- 0	NEUTRAL	0- 0	0- 1	2- 0				
5- 4	0- 0	0- 1	NON-CONFERENCE	0- 0	0- 1	5- 2				
2- 1	0- 0	0- 0	HOME	0- 0	0- 0	2- 1				
1- 2	0- 0	0- 1	AWAY	0- 0	0- 0	1- 1				
2- 1	0- 0	0- 0	NEUTRAL	0- 0	0- 1	2- 0				
0- 0	0- 0	0- 0	CONFERENCE	0- 0	0- 0	0- 0				
0- 0	0- 0	0- 0	HOME	0- 0	0- 0	0- 0				
0- 0	0- 0	0- 0	AWAY	0- 0	0- 0	0- 0				
0- 0	0- 0	0- 0	NEUTRAL	0- 0	0- 0	0- 0				

RPI 1-25			RPI 26-50			RPI 51-100			RPI 101+			Team's RPI: 231
RPI	S	Opponent	Score	RPI	S	Opponent	Score	RPI	S	Opponent	Score	
				43	A	Michigan	55 76					
								106	N	Stony Brook	47 50	
								177	H	Fla. Atlantic	79 80	
								214	A	UTEP	46 76	
								278	N	Denver	79 70	
								317	N	New Mexico St.	79 76	
								325	A	UIC	80 52	
								327	H	Detroit Mercy	82 67	
								343	H	Chicago St.	90 69	
LAST 10 Division I												
214	A	UTEP	46 76	106	N	Stony Brook	47 50					
177	H	Fla. Atlantic	79 80	278	N	Denver	79 70					
327	H	Detroit Mercy	82 67	343	H	Chicago St.	90 69					
43	A	Michigan	55 76	325	A	UIC	80 52					
				317	N	New Mexico St.	79 76					

Non-Div I Games: Kentucky St. 80 41

Western Mich.

Average RPI Win:	203	WON-LOST	WINNING	LAST 10	STRENGTH OF	OPP. STRENGTH	TEAM	ADJ.	CONF.	ADJ CONF.
Average RPI Loss:	59	RECORD	PCT. RANK	GAMES	SCHEDULE	OF SCHEDULE	RPI	RPI	RPI	RPI
DIV. I ONLY	7- 5	127	7-3	223	8	136	136	9	9	
DIV. I NON-CONF.	7- 5	127	7-3	226	8	137	137	9	9	
TOTALS	RPI 1-25	RPI 26-50	W-L RECORDS	RPI 51-100	RPI 101-150	RPI 150+				
7- 5	0- 2	1- 2	OVERALL	0- 0	1- 0	5- 1				
5- 1	0- 0	1- 1	HOME	0- 0	0- 0	4- 0				
1- 3	0- 2	0- 0	AWAY	0- 0	0- 0	1- 1				
1- 1	0- 0	0- 1	NEUTRAL	0- 0	1- 0	0- 0				
7- 5	0- 2	1- 2	NON-CONFERENCE	0- 0	1- 0	5- 1				
5- 1	0- 0	1- 1	HOME	0- 0	0- 0	4- 0				
1- 3	0- 2	0- 0	AWAY	0- 0	0- 0	1- 1				
1- 1	0- 0	0- 1	NEUTRAL	0- 0	1- 0	0- 0				
0- 0	0- 0	0- 0	CONFERENCE	0- 0	0- 0	0- 0				
0- 0	0- 0	0- 0	HOME	0- 0	0- 0	0- 0				
0- 0	0- 0	0- 0	AWAY	0- 0	0- 0	0- 0				
0- 0	0- 0	0- 0	NEUTRAL	0- 0	0- 0	0- 0				

RPI 1-25				RPI 26-50				RPI 51-100				RPI 101+ Team's RPI: 136			
RPI	S	Opponent	Score	RPI	S	Opponent	Score	RPI	S	Opponent	Score	RPI	S	Opponent	Score
2	A	Missouri St.	55 68	26	N	Virginia Tech	63 84					129	N	Montana St.	66 64
14	A	Creighton	46 56	36	H	UNI	50 61					207	H	Eastern Mich.	63 52
				39	H	Oklahoma	88 83					218	A	Oral Roberts	66 79
												222	A	Louisiana Tech	88 80
												257	H	Southern U.	69 63
												268	H	Houston Baptist	59 42
												299	H	Ark.-Pine Bluff	100 50
LAST 10 Division I															
				26	N	Virginia Tech	63 84					129	N	Montana St.	66 64
				39	H	Oklahoma	88 83					299	H	Ark.-Pine Bluff	100 50
				268	H	Houston Baptist	59 42					14	A	Creighton	46 56
				222	A	Louisiana Tech	88 80					207	H	Eastern Mich.	63 52
				257	H	Southern U.	69 63					2	A	Missouri St.	55 68

Non-Div I Games:

Wichita St.

■ Loss,
 ■ Non-Conf, S Site,
 ■ Home
 ■ Away
 N Neutral

RPI

Page 343

Winthrop

Through Games Of Dec. 22, 2019

Average RPI Win:	316	WON-LOST	WINNING	LAST 10	STRENGTH OF	OPP. STRENGTH	TEAM	ADJ.	CONF.	ADJ CONF.
Average RPI Loss:	190	RECORD	PCT. RANK	GAMES	SCHEDULE	OF SCHEDULE	RPI	RPI	RPI	RPI
DIV. I ONLY	3- 6	233	3-6	328	209	308	308	28	28	
DIV. I NON-CONF.	3- 6	234	3-6	329	211	307	307	28	28	
TOTALS	RPI 1-25	RPI 26-50	W-L RECORDS	RPI 51-100	RPI 101-150	RPI 150+				
3- 6	0- 0	0- 1	OVERALL	0- 1	0- 0	3- 4				
0- 3	0- 0	0- 0	HOME	0- 0	0- 0	0- 3				
3- 2	0- 0	0- 1	AWAY	0- 1	0- 0	3- 0				
0- 1	0- 0	0- 0	NEUTRAL	0- 0	0- 0	0- 1				
3- 6	0- 0	0- 1	NON-CONFERENCE	0- 1	0- 0	3- 4				
0- 3	0- 0	0- 0	HOME	0- 0	0- 0	0- 3				
3- 2	0- 0	0- 1	AWAY	0- 1	0- 0	3- 0				
0- 1	0- 0	0- 0	NEUTRAL	0- 0	0- 0	0- 1				
0- 0	0- 0	0- 0	CONFERENCE	0- 0	0- 0	0- 0				
0- 0	0- 0	0- 0	HOME	0- 0	0- 0	0- 0				
0- 0	0- 0	0- 0	AWAY	0- 0	0- 0	0- 0				
0- 0	0- 0	0- 0	NEUTRAL	0- 0	0- 0	0- 0				

RPI 1-25				RPI 26-50				RPI 51-100				RPI 101+				Team's RPI: 308	
RPI	S	Opponent	Score	RPI	S	Opponent	Score	RPI	S	Opponent	Score	RPI	S	Opponent	Score		
				28	A	Kentucky	36 91	59	A	Old Dominion	44 68	197	H	Iona	61 68		
												267	H	Ga. Southern	47 91		
												288	A	UNCW	75 63		
												291	N	Wofford	59 60		
												298	H	Col. of Charleston	73 84		
												323	A	N.C. Central	56 46		
												336	A	Western Caro.	63 60		
LAST 10 Division I																	
				336	A	Western Caro.	63 60	288	A	UNCW	75 63						
				59	A	Old Dominion	44 68	28	A	Kentucky	36 91						
				323	A	N.C. Central	56 46	298	H	Col. of Charleston	73 84						
				197	H	Iona	61 68	267	H	Ga. Southern	47 91						
								291	N	Wofford	59 60						

Non-Div I Games:

Winthrop

■ Loss,
 ■ Non-Conf,
 S Site,
 ■ Home
 ■ Away
 N Neutral

Average RPI Win:	210	WON-LOST	WINNING	LAST 10	STRENGTH OF	OPP. STRENGTH	TEAM	ADJ.	CONF.	ADJ CONF.
Average RPI Loss:	42	RECORD	PCT. RANK	GAMES	SCHEDULE	OF SCHEDULE	RPI	RPI	RPI	RPI
DIV. I ONLY	8- 3	69	7-3	197	68	83	83	2	2	
DIV. I NON-CONF.	8- 3	68	7-3	198	68	84	84	2	2	
TOTALS	RPI 1-25	RPI 26-50	W-L RECORDS	RPI 51-100	RPI 101-150	RPI 150+				
8- 3	0- 0	0- 2	OVERALL	2- 1	0- 0	6- 0				
6- 0	0- 0	0- 0	HOME	1- 0	0- 0	5- 0				
1- 2	0- 0	0- 2	AWAY	0- 0	0- 0	1- 0				
1- 1	0- 0	0- 0	NEUTRAL	1- 1	0- 0	0- 0				
8- 3	0- 0	0- 2	NON-CONFERENCE	2- 1	0- 0	6- 0				
6- 0	0- 0	0- 0	HOME	1- 0	0- 0	5- 0				
1- 2	0- 0	0- 2	AWAY	0- 0	0- 0	1- 0				
1- 1	0- 0	0- 0	NEUTRAL	1- 1	0- 0	0- 0				
0- 0	0- 0	0- 0	CONFERENCE	0- 0	0- 0	0- 0				
0- 0	0- 0	0- 0	HOME	0- 0	0- 0	0- 0				
0- 0	0- 0	0- 0	AWAY	0- 0	0- 0	0- 0				
0- 0	0- 0	0- 0	NEUTRAL	0- 0	0- 0	0- 0				

RPI 1-25				RPI 26-50				RPI 51-100				Team's RPI: 83	RPI 101+			
RPI	S	Opponent	Score	RPI	S	Opponent	Score	RPI	S	Opponent	Score		RPI	S	Opponent	Score
				27	A	Georgia Tech	41 60	51	N	Arkansas	64 68		198	H	Milwaukee	71 40
				47	A	Colorado	57 74	67	N	Ball St.	67 56		229	H	Prairie View	68 42
								70	H	North Florida	75 62		253	H	Eastern Ill.	63 55
													283	H	Alabama St.	85 67
													287	A	North Dakota St.	64 63
													291	H	Wofford	78 65
LAST 10 Division I																
				229	H	Prairie View	68 42	287	A	North Dakota St.	64 63					
				283	H	Alabama St.	85 67	27	A	Georgia Tech	41 60					
				198	H	Milwaukee	71 40	51	N	Arkansas	64 68					
				47	A	Colorado	57 74	67	N	Ball St.	67 56					
				291	H	Wofford	78 65	253	H	Eastern Ill.	63 55					

Non-Div I Games:

Wisconsin

Average RPI Win:	283	WON-LOST	WINNING	LAST 10	STRENGTH OF	OPP. STRENGTH	TEAM	ADJ.	CONF.	ADJ CONF.
Average RPI Loss:	179	RECORD	PCT. RANK	GAMES	SCHEDULE	OF SCHEDULE	RPI	RPI	RPI	RPI
DIV. I ONLY	4- 7	229	4-6	201	334	291	291	22	22	
DIV. I NON-CONF.	4- 7	229	4-6	204	335	293	293	22	22	
TOTALS	RPI 1-25	RPI 26-50	W-L RECORDS	RPI 51-100	RPI 101-150	RPI 150+				
4- 7	0- 0	0- 0	OVERALL	0- 2	0- 2	4- 3				
3- 3	0- 0	0- 0	HOME	0- 0	0- 1	3- 2				
0- 4	0- 0	0- 0	AWAY	0- 2	0- 1	0- 1				
1- 0	0- 0	0- 0	NEUTRAL	0- 0	0- 0	1- 0				
4- 7	0- 0	0- 0	NON-CONFERENCE	0- 2	0- 2	4- 3				
3- 3	0- 0	0- 0	HOME	0- 0	0- 1	3- 2				
0- 4	0- 0	0- 0	AWAY	0- 2	0- 1	0- 1				
1- 0	0- 0	0- 0	NEUTRAL	0- 0	0- 0	1- 0				
0- 0	0- 0	0- 0	CONFERENCE	0- 0	0- 0	0- 0				
0- 0	0- 0	0- 0	HOME	0- 0	0- 0	0- 0				
0- 0	0- 0	0- 0	AWAY	0- 0	0- 0	0- 0				
0- 0	0- 0	0- 0	NEUTRAL	0- 0	0- 0	0- 0				

RPI 1-25			RPI 26-50			RPI 51-100			RPI 101+			Team's RPI: 291
RPI	S	Opponent	Score	RPI	S	Opponent	Score	RPI	S	Opponent	Score	
						83 A Wisconsin	65 78	143 H Coastal Caro.		73 78		
						100 A Auburn	82 84	144 A Gardner-Webb		53 67		
								237 A Northern Ky.		72 80		
								265 H Presbyterian		67 60		
								267 H Ga. Southern		57 70		
								271 H UNC Asheville		75 38		
								277 H Appalachian St.		51 54		
								286 H Longwood		79 76		
								308 N Winthrop		60 59		
LAST 10 Division I												
237 A Northern Ky.		72 80	277 H Appalachian St.		51 54							
271 H UNC Asheville		75 38	267 H Ga. Southern		57 70							
143 H Coastal Caro.		73 78	265 H Presbyterian		67 60							
144 A Gardner-Webb		53 67	308 N Winthrop		60 59							
83 A Wisconsin		65 78	286 H Longwood		79 76							

Non-Div I Games: Erskine 100 38 UNKNOWN 89 38

Wofford

Average RPI Win:	205	WON-LOST	WINNING	LAST 10	STRENGTH OF	OPP. STRENGTH	TEAM	ADJ.	CONF.	ADJ CONF.
Average RPI Loss:	123	RECORD	PCT. RANK	GAMES	SCHEDULE	OF SCHEDULE	RPI	RPI	RPI	RPI
DIV. I ONLY	4- 6	215	4-6	115	180	159	159	18	18	
DIV. I NON-CONF.	4- 6	212	4-6	113	181	160	160	18	18	
TOTALS	RPI 1-25	RPI 26-50	W-L RECORDS	RPI 51-100	RPI 101-150	RPI 150+				
4- 6	0- 0	0- 1	OVERALL	1- 3	0- 0	3- 2				
1- 1	0- 0	0- 0	HOME	1- 1	0- 0	0- 0				
2- 3	0- 0	0- 0	AWAY	0- 2	0- 0	2- 1				
1- 2	0- 0	0- 1	NEUTRAL	0- 0	0- 0	1- 1				
4- 6	0- 0	0- 1	NON-CONFERENCE	1- 3	0- 0	3- 2				
1- 1	0- 0	0- 0	HOME	1- 1	0- 0	0- 0				
2- 3	0- 0	0- 0	AWAY	0- 2	0- 0	2- 1				
1- 2	0- 0	0- 1	NEUTRAL	0- 0	0- 0	1- 1				
0- 0	0- 0	0- 0	CONFERENCE	0- 0	0- 0	0- 0				
0- 0	0- 0	0- 0	HOME	0- 0	0- 0	0- 0				
0- 0	0- 0	0- 0	AWAY	0- 0	0- 0	0- 0				
0- 0	0- 0	0- 0	NEUTRAL	0- 0	0- 0	0- 0				

RPI 1-25				RPI 26-50				RPI 51-100				RPI 101+				Team's RPI: 159
RPI	S	Opponent	Score	RPI	S	Opponent	Score	RPI	S	Opponent	Score	RPI	S	Opponent	Score	
				44	N	Kansas	63 74	79	A	UCF	53 69	163	A	Iowa St.	71 79	
								88	H	Abilene Christian	64 83	192	A	SMU	69 61	
								90	A	UT Arlington	62 68	247	A	Xavier	86 74	
								96	H	CSU Bakersfield	65 60	275	N	St. Bonaventure	56 57	
												284	N	Loyola Maryland	66 51	
LAST 10 Division I																
				79	A	UCF	53 69	163	A	Iowa St.	71 79					
				275	N	St. Bonaventure	56 57	192	A	SMU	69 61					
				247	A	Xavier	86 74	90	A	UT Arlington	62 68					
				96	H	CSU Bakersfield	65 60	284	N	Loyola Maryland	66 51					
				88	H	Abilene Christian	64 83	44	N	Kansas	63 74					

Non-Div I Games: Marian (IN) 64 60

Wright St.

■ Loss,
 ■ Non-Conf,
 ■ S Site,
 ■ H Home
 ■ A Away
 N Neutral

Wyoming

Through Games Of Dec. 22, 2019

Average RPI Win:	249	WON-LOST	WINNING	LAST 10	STRENGTH OF	OPP. STRENGTH	TEAM	ADJ.	CONF.	ADJ CONF.
Average RPI Loss:	123	RECORD	PCT. RANK	GAMES	SCHEDULE	OF SCHEDULE	RPI	RPI	RPI	RPI
DIV. I ONLY	5- 5	162	5-5	230	154	188	188	23	23	
DIV. I NON-CONF.	3- 5	226	3-5	203	138	242	242	24	24	
TOTALS	RPI 1-25	RPI 26-50	W-L RECORDS	RPI 51-100	RPI 101-150	RPI 150+				
5- 5	0- 1	0- 1	OVERALL	0- 0	0- 1	5- 2				
2- 3	0- 1	0- 1	HOME	0- 0	0- 0	2- 1				
3- 2	0- 0	0- 0	AWAY	0- 0	0- 1	3- 1				
0- 0	0- 0	0- 0	NEUTRAL	0- 0	0- 0	0- 0				
3- 5	0- 1	0- 1	NON-CONFERENCE	0- 0	0- 1	3- 2				
2- 3	0- 1	0- 1	HOME	0- 0	0- 0	2- 1				
1- 2	0- 0	0- 0	AWAY	0- 0	0- 1	1- 1				
0- 0	0- 0	0- 0	NEUTRAL	0- 0	0- 0	0- 0				
2- 0	0- 0	0- 0	CONFERENCE	0- 0	0- 0	2- 0				
0- 0	0- 0	0- 0	HOME	0- 0	0- 0	0- 0				
2- 0	0- 0	0- 0	AWAY	0- 0	0- 0	2- 0				
0- 0	0- 0	0- 0	NEUTRAL	0- 0	0- 0	0- 0				

RPI	S	Opponent	Score	RPI	S	Opponent	Score	RPI	S	Opponent	Score	RPI	S	Opponent	Score	Team's RPI: 188
7	H	Gonzaga	54 65	47	H	Colorado	56 66					120	A	South Dakota St.	40 67	
												152	H	Saint Mary's (CA)	69 67	
												158	A	New Mexico	73 66	
												161	H	Northern Colo.	44 46	
												278	A	Denver	57 71	
												287	A	North Dakota St.	66 57	
												314	A	Air Force	65 63	
												335	H	Mississippi Val.	95 22	
LAST 10 Division I																
7	H	Gonzaga	54 65	335	H	Mississippi Val.	95 22									
161	H	Northern Colo.	44 46	158	A	New Mexico	73 66									
47	H	Colorado	56 66	314	A	Air Force	65 63									
278	A	Denver	57 71	287	A	North Dakota St.	66 57									
152	H	Saint Mary's (CA)	69 67	120	A	South Dakota St.	40 67									

Non-Div I Games: Colo. Christian 70 31

Wyoming

■ Loss,
 ■ Non-Conf,
 ■ S Site,
 ■ H Home
 ■ A Away
 N Neutral

Average RPI Win: 196	WON-LOST	WINNING	LAST 10	STRENGTH OF	OPP. STRENGTH	TEAM	ADJ.	CONF.	ADJ CONF.
Average RPI Loss: 113	RECORD	PCT. RANK	GAMES	SCHEDULE	OF SCHEDULE	RPI	RPI	RPI	RPI
DIV. I ONLY	1- 10	332	0-10	30	187	247	247	6	6
DIV. I NON-CONF.	1- 10	332	0-10	31	189	248	248	6	6
TOTALS	RPI 1-25	RPI 26-50	W-L RECORDS	RPI 51-100	RPI 101-150	RPI 150+			
1- 10	0- 1	0- 1	OVERALL	0- 2	0- 2	1- 4			
1- 4	0- 0	0- 1	HOME	0- 0	0- 1	1- 2			
0- 4	0- 0	0- 0	AWAY	0- 2	0- 1	0- 1			
0- 2	0- 1	0- 0	NEUTRAL	0- 0	0- 0	0- 1			
1- 10	0- 1	0- 1	NON-CONFERENCE	0- 2	0- 2	1- 4			
1- 4	0- 0	0- 1	HOME	0- 0	0- 1	1- 2			
0- 4	0- 0	0- 0	AWAY	0- 2	0- 1	0- 1			
0- 2	0- 1	0- 0	NEUTRAL	0- 0	0- 0	0- 1			
0- 0	0- 0	0- 0	CONFERENCE	0- 0	0- 0	0- 0			
0- 0	0- 0	0- 0	HOME	0- 0	0- 0	0- 0			
0- 0	0- 0	0- 0	AWAY	0- 0	0- 0	0- 0			
0- 0	0- 0	0- 0	NEUTRAL	0- 0	0- 0	0- 0			

RPI 1-25				RPI 26-50				RPI 51-100				RPI 101+ Team's RPI: 247			
RPI	S	Opponent	Score	RPI	S	Opponent	Score	RPI	S	Opponent	Score	RPI	S	Opponent	Score
18	N	Northwestern	59 79	47	H	Colorado	53 62	67	A	Ball St.	49 70	113	A	Rider	57 64
								68	A	Temple	65 78	122	H	Cincinnati	78 85
												159	H	Wright St.	74 86
												165	A	Robert Morris	57 71
												179	H	Eastern Ky.	55 56
												187	N	Florida	64 67
												196	H	Utah	70 63
LAST 10 Division I															
18	N	Northwestern	59 79	122	H	Cincinnati	78 85								
187	N	Florida	64 67	179	H	Eastern Ky.	55 56								
67	A	Ball St.	49 70	47	H	Colorado	53 62								
113	A	Rider	57 64	165	A	Robert Morris	57 71								
68	A	Temple	65 78	159	H	Wright St.	74 86								

Non-Div I Games:

Xavier

■ Loss,
■ Non-Conf,
■ S Site,
■ H Home
■ A Away
N Neutral

Average RPI Win:	200	WON-LOST	WINNING	LAST 10	STRENGTH OF	OPP. STRENGTH	TEAM	ADJ.	CONF.	ADJ CONF.
Average RPI Loss:	45	RECORD	PCT. RANK	GAMES	SCHEDULE	OF SCHEDULE	RPI	RPI	RPI	RPI
DIV. I ONLY	7- 3	79	7-3	119	133	57	57	8	8	
DIV. I NON-CONF.	7- 3	78	7-3	117	134	58	58	8	8	
TOTALS	RPI 1-25	RPI 26-50	W-L RECORDS	RPI 51-100	RPI 101-150	RPI 150+				
7- 3	0- 1	0- 0	OVERALL	1- 2	0- 0	6- 0				
3- 1	0- 0	0- 0	HOME	1- 1	0- 0	2- 0				
3- 2	0- 1	0- 0	AWAY	0- 1	0- 0	3- 0				
1- 0	0- 0	0- 0	NEUTRAL	0- 0	0- 0	1- 0				
7- 3	0- 1	0- 0	NON-CONFERENCE	1- 2	0- 0	6- 0				
3- 1	0- 0	0- 0	HOME	1- 1	0- 0	2- 0				
3- 2	0- 1	0- 0	AWAY	0- 1	0- 0	3- 0				
1- 0	0- 0	0- 0	NEUTRAL	0- 0	0- 0	1- 0				
0- 0	0- 0	0- 0	CONFERENCE	0- 0	0- 0	0- 0				
0- 0	0- 0	0- 0	HOME	0- 0	0- 0	0- 0				
0- 0	0- 0	0- 0	AWAY	0- 0	0- 0	0- 0				
0- 0	0- 0	0- 0	NEUTRAL	0- 0	0- 0	0- 0				

RPI 1-25				RPI 26-50				RPI 51-100 Team's RPI: 57				RPI 101+			
RPI	S	Opponent	Score	RPI	S	Opponent	Score	RPI	S	Opponent	Score	RPI	S	Opponent	Score
10	A	UCLA	65 100					55	H	St. John's (NY)	66 80	171	N	Fresno St.	87 67
								64	H	Providence	82 79	181	H	Quinnipiac	63 59
								69	A	Colgate	67 70	189	A	Northeastern	78 63
												244	A	UMass Lowell	67 59
												266	A	LMU (CA)	81 65
												285	H	Sacred Heart	87 40
LAST 10 Division I															
285	H	Sacred Heart	87 40	266	A	LMU (CA)	81 65								
55	H	St. John's (NY)	66 80	171	N	Fresno St.	87 67								
69	A	Colgate	67 70	10	A	UCLA	65 100								
181	H	Quinnipiac	63 59	189	A	Northeastern	78 63								
64	H	Providence	82 79	244	A	UMass Lowell	67 59								

Non-Div I Games:

Yale

Average RPI Win:	228	WON-LOST	WINNING	LAST 10	STRENGTH OF	OPP. STRENGTH	TEAM	ADJ.	CONF.	ADJ CONF.
Average RPI Loss:	95	RECORD	PCT. RANK	GAMES	SCHEDULE	OF SCHEDULE	RPI	RPI	RPI	RPI
DIV. I ONLY	5- 4	137	5-4	253	76	160	160	18	18	
DIV. I NON-CONF.	5- 4	134	5-4	257	77	161	161	18	18	
TOTALS	RPI 1-25	RPI 26-50	W-L RECORDS	RPI 51-100	RPI 101-150	RPI 150+				
5- 4	0- 1	0- 0	OVERALL	0- 1	0- 1	5- 1				
3- 1	0- 0	0- 0	HOME	0- 1	0- 0	3- 0				
2- 3	0- 1	0- 0	AWAY	0- 0	0- 1	2- 1				
0- 0	0- 0	0- 0	NEUTRAL	0- 0	0- 0	0- 0				
5- 4	0- 1	0- 0	NON-CONFERENCE	0- 1	0- 1	5- 1				
3- 1	0- 0	0- 0	HOME	0- 1	0- 0	3- 0				
2- 3	0- 1	0- 0	AWAY	0- 0	0- 1	2- 1				
0- 0	0- 0	0- 0	NEUTRAL	0- 0	0- 0	0- 0				
0- 0	0- 0	0- 0	CONFERENCE	0- 0	0- 0	0- 0				
0- 0	0- 0	0- 0	HOME	0- 0	0- 0	0- 0				
0- 0	0- 0	0- 0	AWAY	0- 0	0- 0	0- 0				
0- 0	0- 0	0- 0	NEUTRAL	0- 0	0- 0	0- 0				

RPI 1-25				RPI 26-50				RPI 51-100				RPI 101+ Team's RPI: 160			
RPI	S	Opponent	Score	RPI	S	Opponent	Score	RPI	S	Opponent	Score	RPI	S	Opponent	Score
15	A	Indiana	56 93					76	H	Kent St.	73 82	123	A	Akron	62 91
												165	A	Robert Morris	43 58
												179	A	Eastern Ky.	72 63
												202	A	Saint Francis (PA)	56 46
												207	H	Eastern Mich.	79 77
												211	H	Wagner	64 42
												340	H	Canisius	87 59
LAST 10 Division I															
15	A	Indiana	56 93	179	A	Eastern Ky.	72 63								
202	A	Saint Francis (PA)	56 46	211	H	Wagner	64 42								
76	H	Kent St.	73 82	123	A	Akron	62 91								
340	H	Canisius	87 59	207	H	Eastern Mich.	79 77								
				165	A	Robert Morris	43 58								

Non-Div I Games: Lake Erie 83 48 Muskingum 92 46

Youngstown St.

Loss, Non-Conf, S Site, H Home A Away N Neutral