

Average RPI Win: 231		WON-LOST	WINNING	LAST 10	STRENGTH OF	OPP. STRENGTH	TEAM	ADJ.	CONF.	ADJ CONF.
Average RPI Loss: 247		RECORD	PCT. RANK	GAMES	SCHEDULE	OF SCHEDULE	RPI	RPI	RPI	RPI
DIV. I ONLY		3- 7	251	3- 7	343	242	338	338	28	28
DIV. I NON-CONF.		3- 7	251	3- 7	344	240	338	338	28	28
TOTALS		RPI 1-25	RPI 26-50	W-L RECORDS	RPI 51-100	RPI 101-150	RPI 150+			
3- 7	0- 0		0- 0	OVERALL	0- 0	1- 0	2- 7			
1- 4	0- 0		0- 0	HOME	0- 0	0- 0	1- 4			
1- 3	0- 0		0- 0	AWAY	0- 0	1- 0	0- 3			
1- 0	0- 0		0- 0	NEUTRAL	0- 0	0- 0	1- 0			
3- 7	0- 0		0- 0	NON-CONFERENCE	0- 0	1- 0	2- 7			
1- 4	0- 0		0- 0	HOME	0- 0	0- 0	1- 4			
1- 3	0- 0		0- 0	AWAY	0- 0	1- 0	0- 3			
1- 0	0- 0		0- 0	NEUTRAL	0- 0	0- 0	1- 0			
0- 0	0- 0		0- 0	CONFERENCE	0- 0	0- 0	0- 0			
0- 0	0- 0		0- 0	HOME	0- 0	0- 0	0- 0			
0- 0	0- 0		0- 0	AWAY	0- 0	0- 0	0- 0			
0- 0	0- 0		0- 0	NEUTRAL	0- 0	0- 0	0- 0			

RPI 1-25				RPI 26-50				RPI 51-100				RPI 101+				Team's RPI: 338	
RPI	S	Opponent	Score	RPI	S	Opponent	Score	RPI	S	Opponent	Score	RPI	S	Opponent	Score		
												143	A	Tex.-Pan American	60	57	
												190	H	Texas-Arlington	28	42	
												228	H	Houston	66	68	
												248	H	Tennessee St.	61	72	
												256	H	Oakland	54	61	
												259	H	Texas Southern	68	63	
												265	A	Cal Poly	48	63	
												269	A	Rice	54	59	
												270	A	UNLV	65	77	
												292	N	Kent St.	57	47	
LAST 12 Division I GAMES:																	
				259	H	Texas Southern	68	63				292	N	Kent St.	57	47	
				256	H	Oakland	54	61				269	A	Rice	54	59	
				248	H	Tennessee St.	61	72				228	H	Houston	66	68	
				190	H	Texas-Arlington	28	42				270	A	UNLV	65	77	
				143	A	Tex.-Pan American	60	57									
				265	A	Cal Poly	48	63									

Non-Div I Games:

A&M-Corpus Christi

■ Loss, ■ Non-Conf, S Site, H Home A Away N Neutral

Average RPI Win:	282	WON-LOST	WINNING	LAST 10	STRENGTH OF	OPP. STRENGTH	TEAM	ADJ.	CONF.	ADJ CONF.
Average RPI Loss:	145	RECORD	PCT. RANK	GAMES	SCHEDULE	OF SCHEDULE	RPI	RPI	RPI	RPI
DIV. I ONLY	4- 2	90	4- 2	225	346	126	126	28	28	
DIV. I NON-CONF.	4- 2	91	4- 2	228	346	128	128	28	28	
TOTALS	RPI 1-25	RPI 26-50	W-L RECORDS	RPI 51-100	RPI 101-150	RPI 150+				
4- 2	0- 0	0- 0	OVERALL	0- 1	0- 0	4- 1				
2- 0	0- 0	0- 0	HOME	0- 0	0- 0	2- 0				
1- 2	0- 0	0- 0	AWAY	0- 1	0- 0	1- 1				
1- 0	0- 0	0- 0	NEUTRAL	0- 0	0- 0	1- 0				
4- 2	0- 0	0- 0	NON-CONFERENCE	0- 1	0- 0	4- 1				
2- 0	0- 0	0- 0	HOME	0- 0	0- 0	2- 0				
1- 2	0- 0	0- 0	AWAY	0- 1	0- 0	1- 1				
1- 0	0- 0	0- 0	NEUTRAL	0- 0	0- 0	1- 0				
0- 0	0- 0	0- 0	CONFERENCE	0- 0	0- 0	0- 0				
0- 0	0- 0	0- 0	HOME	0- 0	0- 0	0- 0				
0- 0	0- 0	0- 0	AWAY	0- 0	0- 0	0- 0				
0- 0	0- 0	0- 0	NEUTRAL	0- 0	0- 0	0- 0				

RPI 1-25			RPI 26-50			RPI 51-100			RPI 101+			Team's RPI: 126
RPI	S	Opponent	Score	RPI	S	Opponent	Score	RPI	S	Opponent	Score	
						70 A Texas Tech	44 61			175 H Eastern Wash.	79 72	
										220 A UTSA	57 70	
										263 N George Mason	88 86	
										345 H Air Force	80 44	
										346 A UMKC	80 55	
LAST 12 Division I GAMES:												
346	A	UMKC	80 55	345	H	Air Force	80 44					
263	N	George Mason	88 86	70	A	Texas Tech	44 61					
175	H	Eastern Wash.	79 72									
220	A	UTSA	57 70									

Non-Div I Games: Howard Payne 102 60 Wayland Baptist 91 64 Southwestern Christ100 52

Abilene Christian

Air Force

Through Games Of Dec. 21, 2014

Average RPI Win:	320	WON-LOST	WINNING	LAST 10	STRENGTH OF	OPP. STRENGTH	TEAM	ADJ.	CONF.	ADJ CONF.
Average RPI Loss:	212	RECORD	PCT. RANK	GAMES	SCHEDULE	OF SCHEDULE	RPI	RPI	RPI	RPI
DIV. I ONLY	1- 10	334	1- 9	274	347	345	345	19	19	
DIV. I NON-CONF.	1- 10	333	1- 10	277	348	343	343	20	20	
TOTALS	RPI 1-25	RPI 26-50	W-L RECORDS	RPI 51-100	RPI 101-150	RPI 150+				
1- 10	0- 0	0- 0	OVERALL	0- 1	0- 1	1- 8				
1- 3	0- 0	0- 0	HOME	0- 0	0- 0	1- 3				
0- 7	0- 0	0- 0	AWAY	0- 1	0- 1	0- 5				
0- 0	0- 0	0- 0	NEUTRAL	0- 0	0- 0	0- 0				
1- 10	0- 0	0- 0	NON-CONFERENCE	0- 1	0- 1	1- 8				
1- 3	0- 0	0- 0	HOME	0- 0	0- 0	1- 3				
0- 7	0- 0	0- 0	AWAY	0- 1	0- 1	0- 5				
0- 0	0- 0	0- 0	NEUTRAL	0- 0	0- 0	0- 0				
0- 0	0- 0	0- 0	CONFERENCE	0- 0	0- 0	0- 0				
0- 0	0- 0	0- 0	HOME	0- 0	0- 0	0- 0				
0- 0	0- 0	0- 0	AWAY	0- 0	0- 0	0- 0				
0- 0	0- 0	0- 0	NEUTRAL	0- 0	0- 0	0- 0				

RPI 1-25			RPI 26-50			RPI 51-100			RPI 101+			Team's RPI: 345
RPI	S	Opponent	Score	RPI	S	Opponent	Score	RPI	S	Opponent	Score	
						76 A Bakersfield	56 96	126 A		Abilene Christian	44 80	
								153 H		Southern Utah	57 73	
								161 A		Army	35 79	
								168 A		Northern Colo.	35 76	
								210 H		Santa Clara	64 85	
								276 A		SIUE	51 86	
								285 H		Weber St.	53 71	
								320 H		Omaha	65 57	
								323 A		Utah Valley	44 58	
								344 A		Denver	66 107	
LAST 12 Division I GAMES:												
126 A		Abilene Christian	44 80	344 A		Denver	66 107					
323 A		Utah Valley	44 58	210 H		Santa Clara	64 85					
285 H		Weber St.	53 71	153 H		Southern Utah	57 73					
320 H		Omaha	65 57	168 A		Northern Colo.	35 76					
76 A		Bakersfield	56 96	161 A		Army	35 79					
				276 A		SIUE	51 86					

Non-Div I Games:

Air Force

■ Loss,
 ■ Non-Conf,
 ■ S Site,
 ■ H Home
 ■ A Away
 N Neutral

Average RPI Win:	195	WON-LOST	WINNING	LAST 10	STRENGTH OF	OPP. STRENGTH	TEAM	ADJ.	CONF.	ADJ CONF.
Average RPI Loss:	0	RECORD	PCT. RANK	GAMES	SCHEDULE	OF SCHEDULE	RPI	RPI	RPI	RPI
DIV. I ONLY	9- 0	1	9- 0	324	45	74	74	14	14	
DIV. I NON-CONF.	9- 0	1	9- 0	326	45	75	75	14	14	
TOTALS	RPI 1-25	RPI 26-50	W-L RECORDS	RPI 51-100	RPI 101-150	RPI 150+				
9- 0	0- 0	0- 0	OVERALL	0- 0	3- 0	6- 0				
5- 0	0- 0	0- 0	HOME	0- 0	1- 0	4- 0				
2- 0	0- 0	0- 0	AWAY	0- 0	0- 0	2- 0				
2- 0	0- 0	0- 0	NEUTRAL	0- 0	2- 0	0- 0				
9- 0	0- 0	0- 0	NON-CONFERENCE	0- 0	3- 0	6- 0				
5- 0	0- 0	0- 0	HOME	0- 0	1- 0	4- 0				
2- 0	0- 0	0- 0	AWAY	0- 0	0- 0	2- 0				
2- 0	0- 0	0- 0	NEUTRAL	0- 0	2- 0	0- 0				
0- 0	0- 0	0- 0	CONFERENCE	0- 0	0- 0	0- 0				
0- 0	0- 0	0- 0	HOME	0- 0	0- 0	0- 0				
0- 0	0- 0	0- 0	AWAY	0- 0	0- 0	0- 0				
0- 0	0- 0	0- 0	NEUTRAL	0- 0	0- 0	0- 0				

RPI 1-25				RPI 26-50				RPI 51-100				Team's RPI: 74		RPI 101+			
RPI	S	Opponent	Score	RPI	S	Opponent	Score	RPI	S	Opponent	Score			RPI	S	Opponent	Score
														110	H	UNI	82 73
														128	N	Siena	90 74
														142	N	Belmont	73 58
														155	H	Morehead St.	89 61
														200	H	Northern Ky.	82 49
														235	A	UCF	73 64
														239	H	Valparaiso	100 65
														261	A	Bethune-Cookman	81 63
														283	H	Binghamton	80 49
LAST 12 Division I GAMES:																	
				235	A	UCF	73 64	128	N	Siena	90 74						
				261	A	Bethune-Cookman	81 63	142	N	Belmont	73 58						
				155	H	Morehead St.	89 61	239	H	Valparaiso	100 65						
								110	H	UNI	82 73						
								200	H	Northern Ky.	82 49						
								283	H	Binghamton	80 49						

Non-Div I Games: Ohio Christian 97 62

Akron

Alabama

Through Games Of Dec. 21, 2014

Average RPI Win:	219	WON-LOST	WINNING	LAST 10	STRENGTH OF	OPP. STRENGTH	TEAM	ADJ.	CONF.	ADJ CONF.
Average RPI Loss:	81	RECORD	PCT. RANK	GAMES	SCHEDULE	OF SCHEDULE	RPI	RPI	RPI	RPI
DIV. I ONLY	10- 4	77	8- 2	241	74	148	148	4	4	
DIV. I NON-CONF.	10- 4	77	9- 3	244	75	149	149	4	4	
TOTALS	RPI 1-25	RPI 26-50	W-L RECORDS	RPI 51-100	RPI 101-150	RPI 150+				
10- 4	1- 1	0- 1	OVERALL	1- 0	0- 1	8- 1				
7- 3	1- 1	0- 0	HOME	0- 0	0- 1	6- 1				
1- 0	0- 0	0- 0	AWAY	1- 0	0- 0	0- 0				
2- 1	0- 0	0- 1	NEUTRAL	0- 0	0- 0	2- 0				
10- 4	1- 1	0- 1	NON-CONFERENCE	1- 0	0- 1	8- 1				
7- 3	1- 1	0- 0	HOME	0- 0	0- 1	6- 1				
1- 0	0- 0	0- 0	AWAY	1- 0	0- 0	0- 0				
2- 1	0- 0	0- 1	NEUTRAL	0- 0	0- 0	2- 0				
0- 0	0- 0	0- 0	CONFERENCE	0- 0	0- 0	0- 0				
0- 0	0- 0	0- 0	HOME	0- 0	0- 0	0- 0				
0- 0	0- 0	0- 0	AWAY	0- 0	0- 0	0- 0				
0- 0	0- 0	0- 0	NEUTRAL	0- 0	0- 0	0- 0				

RPI 1-25				RPI 26-50				RPI 51-100				RPI 101+ Team's RPI: 148			
RPI	S	Opponent	Score	RPI	S	Opponent	Score	RPI	S	Opponent	Score	RPI	S	Opponent	Score
8	H	Duke	40 90	28	N	Quinnipiac	66 73	79	A	Kansas	85 80	129	H	Jacksonville St.	62 64
9	H	Nebraska	53 51									159	H	Mercer	39 46
												167	H	USC Upstate	74 65
												199	N	Temple	58 51
												225	H	UT Martin	68 55
												274	H	New Orleans	87 58
												278	H	Ark.-Pine Bluff	71 27
												281	N	Georgetown	72 58
												334	H	Alabama A&M	75 44
												339	H	Florida A&M	60 44
LAST 12 Division I GAMES:															
274	H	New Orleans	87 58	28	N	Quinnipiac	66 73								
278	H	Ark.-Pine Bluff	71 27	334	H	Alabama A&M	75 44								
159	H	Mercer	39 46	199	N	Temple	58 51								
9	H	Nebraska	53 51	281	N	Georgetown	72 58								
225	H	UT Martin	68 55	79	A	Kansas	85 80								
167	H	USC Upstate	74 65	129	H	Jacksonville St.	62 64								

Non-Div I Games:

Alabama

■ Loss,
 ■ Non-Conf, S Site,
 ■ Home
 ■ Away
 N Neutral

Alabama A&M

Through Games Of Dec. 21, 2014

Average RPI Win:	0	WON-LOST	WINNING	LAST 10	STRENGTH OF	OPP. STRENGTH	TEAM	ADJ.	CONF.	ADJ CONF.
Average RPI Loss:	189	RECORD	PCT. RANK	GAMES	SCHEDULE	OF SCHEDULE	RPI	RPI	RPI	RPI
DIV. I ONLY	0- 10	337	0- 10	170	317	334	334	31	31	
DIV. I NON-CONF.	0- 10	334	0- 10	174	314	334	334	32	32	
TOTALS	RPI 1-25	RPI 26-50	W-L RECORDS	RPI 51-100	RPI 101-150	RPI 150+				
0- 10	0- 1	0- 0	OVERALL	0- 0	0- 2	0- 7				
0- 3	0- 0	0- 0	HOME	0- 0	0- 1	0- 2				
0- 7	0- 1	0- 0	AWAY	0- 0	0- 1	0- 5				
0- 0	0- 0	0- 0	NEUTRAL	0- 0	0- 0	0- 0				
0- 10	0- 1	0- 0	NON-CONFERENCE	0- 0	0- 2	0- 7				
0- 3	0- 0	0- 0	HOME	0- 0	0- 1	0- 2				
0- 7	0- 1	0- 0	AWAY	0- 0	0- 1	0- 5				
0- 0	0- 0	0- 0	NEUTRAL	0- 0	0- 0	0- 0				
0- 0	0- 0	0- 0	CONFERENCE	0- 0	0- 0	0- 0				
0- 0	0- 0	0- 0	HOME	0- 0	0- 0	0- 0				
0- 0	0- 0	0- 0	AWAY	0- 0	0- 0	0- 0				
0- 0	0- 0	0- 0	NEUTRAL	0- 0	0- 0	0- 0				

RPI 1-25				RPI 26-50				RPI 51-100				RPI 101+ Team's RPI: 334			
RPI	S	Opponent	Score	RPI	S	Opponent	Score	RPI	S	Opponent	Score	RPI	S	Opponent	Score
17	A	Western Ky.	44 96									132	H	East Tenn. St.	64 88
												148	A	Alabama	44 75
												166	A	Ole Miss	47 71
												177	H	Eastern Ky.	56 62
												192	H	Louisiana Tech	68 70
												207	A	Samford	50 61
												250	A	Southeast Mo. St.	38 66
												282	A	South Carolina St.	62 69
												319	A	Murray St.	81 102
LAST 12 Division I GAMES:															
166	A	Ole Miss	47 71	148	A	Alabama	44 75								
177	H	Eastern Ky.	56 62	207	A	Samford	50 61								
282	A	South Carolina St.	62 69	319	A	Murray St.	81 102								
132	H	East Tenn. St.	64 88	250	A	Southeast Mo. St.	38 66								
17	A	Western Ky.	44 96												
192	H	Louisiana Tech	68 70												

Non-Div I Games:

Alabama A&M

■ Loss,
 ■ Non-Conf, S Site,
 ■ Home
 ■ Away
 N Neutral

Average RPI Win: 339		WON-LOST	WINNING	LAST 10	STRENGTH OF	OPP. STRENGTH	TEAM	ADJ.	CONF.	ADJ CONF.
Average RPI Loss: 168		RECORD	PCT. RANK	GAMES	SCHEDULE	OF SCHEDULE	RPI	RPI	RPI	RPI
DIV. I ONLY		1- 6	318	1- 6	279	264	299	299	31	31
DIV. I NON-CONF.		1- 6	313	1- 6	284	264	301	301	32	32
TOTALS	RPI 1-25		RPI 26-50		W-L RECORDS		RPI 51-100		RPI 101-150	RPI 150+
1- 6	0- 1		0- 0		OVERALL		0- 0		0- 2	1- 3
0- 0	0- 0		0- 0		HOME		0- 0		0- 0	0- 0
1- 6	0- 1		0- 0		AWAY		0- 0		0- 2	1- 3
0- 0	0- 0		0- 0		NEUTRAL		0- 0		0- 0	0- 0
1- 6	0- 1		0- 0		NON-CONFERENCE		0- 0		0- 2	1- 3
0- 0	0- 0		0- 0		HOME		0- 0		0- 0	0- 0
1- 6	0- 1		0- 0		AWAY		0- 0		0- 2	1- 3
0- 0	0- 0		0- 0		NEUTRAL		0- 0		0- 0	0- 0
0- 0	0- 0		0- 0		CONFERENCE		0- 0		0- 0	0- 0
0- 0	0- 0		0- 0		HOME		0- 0		0- 0	0- 0
0- 0	0- 0		0- 0		AWAY		0- 0		0- 0	0- 0
0- 0	0- 0		0- 0		NEUTRAL		0- 0		0- 0	0- 0

RPI 1-25				RPI 26-50				RPI 51-100				RPI 101+ Team's RPI: 299			
RPI	S	Opponent	Score	RPI	S	Opponent	Score	RPI	S	Opponent	Score	RPI	S	Opponent	Score
17	A	Western Ky.	54 93									117	A	Savannah St.	62 71
												119	A	Georgia Tech	53 77
												207	A	Samford	43 56
												218	A	Troy	50 70
												327	A	South Ala.	61 64
												339	A	Florida A&M	64 49
LAST 12 Division I GAMES:															
218	A	Troy	50 70	207	A	Samford	43 56								
17	A	Western Ky.	54 93	119	A	Georgia Tech	53 77								
327	A	South Ala.	61 64												
117	A	Savannah St.	62 71												
339	A	Florida A&M	64 49												

Non-Div I Games:	Mobile	66	30	Bluefield St.	82	73	Stillman	75	66
------------------	--------	----	----	---------------	----	----	----------	----	----

Alabama St.

■ Loss, ■ Non-Conf, S Site, H Home A Away N Neutral

Average RPI Win: 228	WON-LOST	WINNING	LAST 10	STRENGTH OF	OPP. STRENGTH	TEAM	ADJ.	CONF.	ADJ CONF.
Average RPI Loss: 72	RECORD	PCT. RANK	GAMES	SCHEDULE	OF SCHEDULE	RPI	RPI	RPI	RPI
DIV. I ONLY	7- 4	101	0- 1	172	136	85	85	24	24
DIV. I NON-CONF.	7- 4	102	0- 1	176	138	86	86	24	24
TOTALS	RPI 1-25	RPI 26-50	W-L RECORDS	RPI 51-100	RPI 101-150	RPI 150+			
7- 4	0- 1	0- 1	OVERALL	0- 0	2- 2	5- 0			
1- 1	0- 0	0- 0	HOME	0- 0	0- 1	1- 0			
6- 3	0- 1	0- 1	AWAY	0- 0	2- 1	4- 0			
0- 0	0- 0	0- 0	NEUTRAL	0- 0	0- 0	0- 0			
7- 4	0- 1	0- 1	NON-CONFERENCE	0- 0	2- 2	5- 0			
1- 1	0- 0	0- 0	HOME	0- 0	0- 1	1- 0			
6- 3	0- 1	0- 1	AWAY	0- 0	2- 1	4- 0			
0- 0	0- 0	0- 0	NEUTRAL	0- 0	0- 0	0- 0			
0- 0	0- 0	0- 0	CONFERENCE	0- 0	0- 0	0- 0			
0- 0	0- 0	0- 0	HOME	0- 0	0- 0	0- 0			
0- 0	0- 0	0- 0	AWAY	0- 0	0- 0	0- 0			
0- 0	0- 0	0- 0	NEUTRAL	0- 0	0- 0	0- 0			

RPI 1-25				RPI 26-50				RPI 51-100				RPI 101+			
RPI	S	Opponent	Score	RPI	S	Opponent	Score	RPI	S	Opponent	Score	RPI	S	Opponent	Score
17	A	Western Ky.	54 63	28	A	Quinnipiac	62 66					111	H	Hofstra	55 65
												121	A	Pepperdine	62 36
												128	A	Siena	76 57
												131	A	Marist	58 61
												234	A	Cal St. Fullerton	71 49
												238	A	Canisius	64 59
												266	A	Penn St.	54 53
												291	A	Colgate	67 48
												317	H	St. Francis Brooklyn	90 47
LAST 12 Division I GAMES:															
17	A	Western Ky.	54 63	234	A	Cal St. Fullerton	71 49								
111	H	Hofstra	55 65	121	A	Pepperdine	62 36								
238	A	Canisius	64 59	28	A	Quinnipiac	62 66								
266	A	Penn St.	54 53	128	A	Siena	76 57								
317	H	St. Francis Brooklyn	90 47	131	A	Marist	58 61								
				291	A	Colgate	67 48								

Non-Div I Games:

Albany (NY)

■ Loss,
■ Non-Conf, S Site,
■ Home
■ Away
N Neutral

Average RPI Win: 293	WON-LOST	WINNING	LAST 10	STRENGTH OF	OPP. STRENGTH	TEAM	ADJ.	CONF.	ADJ CONF.
Average RPI Loss: 190	RECORD	PCT. RANK	GAMES	SCHEDULE	OF SCHEDULE	RPI	RPI	RPI	RPI
DIV. I ONLY	1- 7	321	1- 7	169	319	318	318	31	31
DIV. I NON-CONF.	1- 7	318	1- 7	172	316	318	318	32	32
TOTALS	RPI 1-25	RPI 26-50	W-L RECORDS	RPI 51-100	RPI 101-150	RPI 150+			
1- 7	0- 1	0- 0	OVERALL	0- 1	0- 0	1- 5			
1- 2	0- 0	0- 0	HOME	0- 0	0- 0	1- 2			
0- 5	0- 0	0- 0	AWAY	0- 1	0- 0	0- 0			
0- 0	0- 0	0- 0	NEUTRAL	0- 0	0- 0	0- 0			
1- 7	0- 1	0- 0	NON-CONFERENCE	0- 1	0- 0	1- 5			
1- 2	0- 0	0- 0	HOME	0- 0	0- 0	1- 2			
0- 5	0- 1	0- 0	AWAY	0- 1	0- 0	0- 3			
0- 0	0- 0	0- 0	NEUTRAL	0- 0	0- 0	0- 0			
0- 0	0- 0	0- 0	CONFERENCE	0- 0	0- 0	0- 0			
0- 0	0- 0	0- 0	HOME	0- 0	0- 0	0- 0			
0- 0	0- 0	0- 0	AWAY	0- 0	0- 0	0- 0			
0- 0	0- 0	0- 0	NEUTRAL	0- 0	0- 0	0- 0			

RPI 1-25				RPI 26-50				RPI 51-100				RPI 101+ Team's RPI: 318			
RPI	S	Opponent	Score	RPI	S	Opponent	Score	RPI	S	Opponent	Score	RPI	S	Opponent	Score
9	A	Nebraska	49 83					63	A	Michigan St.	41 77	173	H	La.-Lafayette	57 64
												242	A	UAB	43 57
												253	H	Central Ark.	36 62
												269	A	Rice	33 61
												293	H	La.-Monroe	62 53
												320	A	Omaha	39 59
LAST 12 Division I GAMES:															
173	H	La.-Lafayette	57 64	293	H	La.-Monroe	62 53	253	H	Central Ark.	36 62	269	A	Rice	33 61
63	A	Michigan St.	41 77					242	A	UAB	43 57	9	A	Nebraska	49 83
								320	A	Omaha	39 59				

Non-Div I Games:

Alcorn

■ Loss,
 ■ Non-Conf, S Site,
 ■ Home
 ■ Away
 N Neutral

Average RPI Win:	239	WON-LOST	WINNING	LAST 10	STRENGTH OF	OPP. STRENGTH	TEAM	ADJ.	CONF.	ADJ CONF.
Average RPI Loss:	54	RECORD	PCT. RANK	GAMES	SCHEDULE	OF SCHEDULE	RPI	RPI	RPI	RPI
DIV. I ONLY	5- 5	155	5- 5	33	162	87	87	23	23	
DIV. I NON-CONF.	5- 5	152	5- 5	34	164	88	88	23	23	
TOTALS	RPI 1-25	RPI 26-50	W-L RECORDS	RPI 51-100	RPI 101-150	RPI 150+				
5- 5	0- 3	0- 1	OVERALL	1- 0	0- 0	4- 1				
1- 3	0- 3	0- 0	HOME	0- 0	0- 0	1- 0				
2- 2	0- 0	0- 1	AWAY	0- 0	0- 0	2- 1				
2- 0	0- 0	0- 0	NEUTRAL	1- 0	0- 0	1- 0				
5- 5	0- 3	0- 1	NON-CONFERENCE	1- 0	0- 0	4- 1				
1- 3	0- 3	0- 0	HOME	0- 0	0- 0	1- 0				
2- 2	0- 0	0- 1	AWAY	0- 0	0- 0	2- 1				
2- 0	0- 0	0- 0	NEUTRAL	1- 0	0- 0	1- 0				
0- 0	0- 0	0- 0	CONFERENCE	0- 0	0- 0	0- 0				
0- 0	0- 0	0- 0	HOME	0- 0	0- 0	0- 0				
0- 0	0- 0	0- 0	AWAY	0- 0	0- 0	0- 0				
0- 0	0- 0	0- 0	NEUTRAL	0- 0	0- 0	0- 0				

RPI 1-25				RPI 26-50				RPI 51-100 Team's RPI: 87				RPI 101+			
RPI	S	Opponent	Score	RPI	S	Opponent	Score	RPI	S	Opponent	Score	RPI	S	Opponent	Score
7	H	James Madison	65 69	41	A	Maryland	50 94	55	N	Gonzaga	59 56	186	A	Massachusetts	61 71
16	H	Princeton	56 63									193	N	Oregon	72 64
19	H	George Washington	52 63									301	A	Manhattan	60 52
												310	A	UMES	64 52
												335	H	UMBC	77 51
LAST 12 Division I GAMES:															
310	A	UMES	64 52	55	N	Gonzaga	59 56	16	H	Princeton	56 63				
301	A	Manhattan	60 52	7	H	James Madison	65 69	19	H	George Washington	52 63				
41	A	Maryland	50 94												
186	A	Massachusetts	61 71												
335	H	UMBC	77 51												
193	N	Oregon	72 64												

Non-Div I Games:

American

■ Loss,
 ■ Non-Conf,
 ■ S Site,
 ■ H Home
 ■ A Away
 N Neutral

Average RPI Win:	241	WON-LOST	WINNING	LAST 10	STRENGTH OF	OPP. STRENGTH	TEAM	ADJ.	CONF.	ADJ CONF.
Average RPI Loss:	79	RECORD	PCT. RANK	GAMES	SCHEDULE	OF SCHEDULE	RPI	RPI	RPI	RPI
DIV. I ONLY	4- 4	155	4- 4	100	108	118	118	22	22	
DIV. I NON-CONF.	4- 4	152	4- 4	108	108	120	120	22	22	
TOTALS	RPI 1-25	RPI 26-50	W-L RECORDS	RPI 51-100	RPI 101-150	RPI 150+				
4- 4	0- 2	0- 0	OVERALL	0- 1	1- 0	3- 1				
3- 1	0- 0	0- 0	HOME	0- 0	0- 0	3- 1				
1- 3	0- 2	0- 0	AWAY	0- 1	1- 0	0- 0				
0- 0	0- 0	0- 0	NEUTRAL	0- 0	0- 0	0- 0				
4- 4	0- 2	0- 0	NON-CONFERENCE	0- 1	1- 0	3- 1				
3- 1	0- 0	0- 0	HOME	0- 0	0- 0	3- 1				
1- 3	0- 2	0- 0	AWAY	0- 1	1- 0	0- 0				
0- 0	0- 0	0- 0	NEUTRAL	0- 0	0- 0	0- 0				
0- 0	0- 0	0- 0	CONFERENCE	0- 0	0- 0	0- 0				
0- 0	0- 0	0- 0	HOME	0- 0	0- 0	0- 0				
0- 0	0- 0	0- 0	AWAY	0- 0	0- 0	0- 0				
0- 0	0- 0	0- 0	NEUTRAL	0- 0	0- 0	0- 0				

RPI 1-25				RPI 26-50				RPI 51-100				RPI 101+ Team's RPI: 118			
RPI	S	Opponent	Score	RPI	S	Opponent	Score	RPI	S	Opponent	Score	RPI	S	Opponent	Score
3	A	Kentucky	74 111					71	A	Furman	79 84	132	A	East Tenn. St.	76 70
10	A	North Carolina	52 84									221	H	N.C. A&T	72 70
												231	H	Radford	67 68
												294	H	Gardner-Webb	77 69
												316	H	UNCW	82 72
LAST 12 Division I GAMES:															
				71	A	Furman	79 84	221	H	N.C. A&T	72 70				
				231	H	Radford	67 68	10	A	North Carolina	52 84				
				294	H	Gardner-Webb	77 69								
				316	H	UNCW	82 72								
				132	A	East Tenn. St.	76 70								
				3	A	Kentucky	74 111								

Non-Div I Games:

Appalachian St.

■ Loss,
 ■ Non-Conf,
 ■ S Site,
 ■ H Home
 ■ A Away
 N Neutral

Average RPI Win:	251	WON-LOST	WINNING	LAST 10	STRENGTH OF	OPP. STRENGTH	TEAM	ADJ.	CONF.	ADJ CONF.
Average RPI Loss:	108	RECORD	PCT. RANK	GAMES	SCHEDULE	OF SCHEDULE	RPI	RPI	RPI	RPI
DIV. I ONLY	6- 4	116	0- 1	276	164	179	179	3	3	
DIV. I NON-CONF.	6- 4	116	0- 1	280	166	178	178	3	3	
TOTALS	RPI 1-25	RPI 26-50	W-L RECORDS	RPI 51-100	RPI 101-150	RPI 150+				
6- 4	0- 0	0- 0	OVERALL	0- 3	0- 0	6- 1				
4- 1	0- 0	0- 0	HOME	0- 1	0- 0	4- 0				
2- 2	0- 0	0- 0	AWAY	0- 0	0- 0	2- 0				
0- 1	0- 0	0- 0	NEUTRAL	0- 1	0- 0	0- 0				
6- 4	0- 0	0- 0	NON-CONFERENCE	0- 3	0- 0	6- 1				
4- 1	0- 0	0- 0	HOME	0- 1	0- 0	4- 0				
2- 2	0- 0	0- 0	AWAY	0- 1	0- 0	2- 1				
0- 1	0- 0	0- 0	NEUTRAL	0- 1	0- 0	0- 0				
0- 0	0- 0	0- 0	CONFERENCE	0- 0	0- 0	0- 0				
0- 0	0- 0	0- 0	HOME	0- 0	0- 0	0- 0				
0- 0	0- 0	0- 0	AWAY	0- 0	0- 0	0- 0				
0- 0	0- 0	0- 0	NEUTRAL	0- 0	0- 0	0- 0				

RPI S	Opponent	Score	RPI S	Opponent	Score	RPI S	Opponent	Score	RPI S	Opponent	Score	Team's RPI: 179
						60 N	Toledo	54 69	178 H	Grambling	65 51	
						70 A	Texas Tech	54 57	187 A	Wake Forest	72 69	
						76 H	Bakersfield	72 76	226 A	Stephen F. Austin	60 72	
									236 H	Southern U.	56 45	
									242 H	UAB	49 44	
									322 A	FIU	65 58	
									342 H	UC Santa Barbara	61 34	
LAST 12 Division I GAMES:												
322 A	FIU	65 58	60 N	Toledo	54 69	226 A	Stephen F. Austin	60 72				
342 H	UC Santa Barbara	61 34	242 H	UAB	49 44	236 H	Southern U.	56 45				
70 A	Texas Tech	54 57	187 A	Wake Forest	72 69							
76 H	Bakersfield	72 76	178 H	Grambling	65 51							

Non-Div I Games:

Arizona

Loss, Non-Conf, S Site, H Home A Away N Neutral

Average RPI Win:	124	WON-LOST	WINNING	LAST 10	STRENGTH OF	OPP. STRENGTH	TEAM	ADJ.	CONF.	ADJ CONF.
Average RPI Loss:	6	RECORD	PCT. RANK	GAMES	SCHEDULE	OF SCHEDULE	RPI	RPI	RPI	RPI
DIV. I ONLY	10- 1	15	2- 0	27	26	4	4	3	3	
DIV. I NON-CONF.	10- 1	14	2- 0	29	27	4	4	3	3	
TOTALS	RPI 1-25	RPI 26-50	W-L RECORDS	RPI 51-100	RPI 101-150	RPI 150+				
10- 1	1- 1	1- 0	OVERALL	3- 0	2- 0	3- 0				
6- 0	1- 0	1- 0	HOME	2- 0	1- 0	1- 0				
2- 0	0- 0	0- 0	AWAY	0- 0	1- 0	1- 0				
2- 1	0- 1	0- 0	NEUTRAL	1- 0	0- 0	1- 0				
10- 1	1- 1	1- 0	NON-CONFERENCE	3- 0	2- 0	3- 0				
6- 0	1- 0	1- 0	HOME	2- 0	1- 0	1- 0				
2- 0	0- 0	0- 0	AWAY	0- 0	1- 0	1- 0				
2- 1	0- 1	0- 0	NEUTRAL	1- 0	0- 0	1- 0				
0- 0	0- 0	0- 0	CONFERENCE	0- 0	0- 0	0- 0				
0- 0	0- 0	0- 0	HOME	0- 0	0- 0	0- 0				
0- 0	0- 0	0- 0	AWAY	0- 0	0- 0	0- 0				
0- 0	0- 0	0- 0	NEUTRAL	0- 0	0- 0	0- 0				

RPI 1-25				RPI 26-50				RPI 51-100				RPI 101+			
RPI	S	Opponent	Score	RPI	S	Opponent	Score	RPI	S	Opponent	Score	RPI	S	Opponent	Score
6	N	Green Bay	57 63	43	H	Northwestern	88 75	53	N	Vanderbilt	72 67	124	A	Miami (FL)	65 61
22	H	Middle Tenn.	81 67					69	H	Lehigh	81 61	138	H	UC Davis	72 51
								76	H	Bakersfield	83 54	188	H	SMU	77 42
												211	N	Villanova	51 46
												315	A	Illinois St.	89 44
LAST 12 Division I GAMES:															
				43	H	Northwestern	88 75	69	H	Lehigh	81 61				
				53	N	Vanderbilt	72 67	315	A	Illinois St.	89 44				
				124	A	Miami (FL)	65 61	138	H	UC Davis	72 51				
				76	H	Bakersfield	83 54	188	H	SMU	77 42				
				22	H	Middle Tenn.	81 67	6	N	Green Bay	57 63				
								211	N	Villanova	51 46				

Non-Div I Games:

Arizona St.

Average RPI Win:	0	WON-LOST	WINNING	LAST 10	STRENGTH OF	OPP. STRENGTH	TEAM	ADJ.	CONF.	ADJ CONF.
Average RPI Loss:	157	RECORD	PCT. RANK	GAMES	SCHEDULE	OF SCHEDULE	RPI	RPI	RPI	RPI
DIV. I ONLY	0- 7	337	0- 1	26	344	278	278	31	31	
DIV. I NON-CONF.	0- 7	334	0- 2	28	344	280	280	32	32	
TOTALS	RPI 1-25	RPI 26-50	W-L RECORDS	RPI 51-100	RPI 101-150	RPI 150+				
0- 7	0- 0	0- 1	OVERALL	0- 0	0- 4	0- 2				
0- 0	0- 0	0- 0	HOME	0- 0	0- 0	0- 0				
0- 7	0- 0	0- 0	AWAY	0- 0	0- 0	0- 0				
0- 0	0- 0	0- 0	NEUTRAL	0- 0	0- 0	0- 0				
0- 7	0- 0	0- 1	NON-CONFERENCE	0- 0	0- 4	0- 2				
0- 0	0- 0	0- 0	HOME	0- 0	0- 0	0- 0				
0- 7	0- 0	0- 1	AWAY	0- 0	0- 4	0- 2				
0- 0	0- 0	0- 0	NEUTRAL	0- 0	0- 0	0- 0				
0- 0	0- 0	0- 0	CONFERENCE	0- 0	0- 0	0- 0				
0- 0	0- 0	0- 0	HOME	0- 0	0- 0	0- 0				
0- 0	0- 0	0- 0	AWAY	0- 0	0- 0	0- 0				
0- 0	0- 0	0- 0	NEUTRAL	0- 0	0- 0	0- 0				

RPI 1-25			RPI 26-50			RPI 51-100			RPI 101+			Team's RPI: 278
RPI	S	Opponent	Score	RPI	S	Opponent	Score	RPI	S	Opponent	Score	
				44	A	Wichita St.	26 55					
								104	A	Iowa St.	56 82	
								115	A	Oklahoma St.	45 90	
								140	A	Xavier	52 89	
								148	A	Alabama	27 71	
								242	A	UAB	56 65	
								303	A	Cincinnati	57 73	
LAST 12 Division I GAMES:												
140	A	Xavier	52 89	148	A	Alabama	27 71					
44	A	Wichita St.	26 55	104	A	Iowa St.	56 82					
242	A	UAB	56 65	115	A	Oklahoma St.	45 90					
				303	A	Cincinnati	57 73					

Non-Div I Games: Talladega 66 70 Philander Smith 76 62 Lane 83 54

Ark.-Pine Bluff

Average RPI Win: 147	WON-LOST	WINNING	LAST 10	STRENGTH OF	OPP. STRENGTH	TEAM	ADJ.	CONF.	ADJ CONF.
Average RPI Loss: 67	RECORD	PCT. RANK	GAMES	SCHEDULE	OF SCHEDULE	RPI	RPI	RPI	RPI
DIV. I ONLY	9- 2	36	8- 2	119	15	51	51	4	4
DIV. I NON-CONF.	9- 2	36	9- 2	127	15	53	53	4	4
TOTALS	RPI 1-25	RPI 26-50	W-L RECORDS	RPI 51-100	RPI 101-150	RPI 150+			
9- 2	2- 0	0- 0	OVERALL	1- 2	1- 0	5- 0			
4- 2	0- 0	0- 0	HOME	1- 2	1- 0	2- 0			
3- 0	1- 0	0- 0	AWAY	0- 0	0- 0	2- 0			
2- 0	1- 0	0- 0	NEUTRAL	0- 0	0- 0	1- 0			
9- 2	2- 0	0- 0	NON-CONFERENCE	1- 2	1- 0	5- 0			
4- 2	0- 0	0- 0	HOME	1- 2	1- 0	2- 0			
3- 0	1- 0	0- 0	AWAY	0- 0	0- 0	2- 0			
2- 0	1- 0	0- 0	NEUTRAL	0- 0	0- 0	1- 0			
0- 0	0- 0	0- 0	CONFERENCE	0- 0	0- 0	0- 0			
0- 0	0- 0	0- 0	HOME	0- 0	0- 0	0- 0			
0- 0	0- 0	0- 0	AWAY	0- 0	0- 0	0- 0			
0- 0	0- 0	0- 0	NEUTRAL	0- 0	0- 0	0- 0			

RPI 1-25				RPI 26-50				RPI 51-100 Team's RPI: 51				RPI 101+			
RPI	S	Opponent	Score	RPI	S	Opponent	Score	RPI	S	Opponent	Score	RPI	S	Opponent	Score
11	N	Iowa	77 67					56	H	South Dakota St.	75 80	117	H	Savannah St.	75 46
22	A	Middle Tenn.	58 51					78	H	Rutgers	52 64	160	N	Richmond	74 55
								83	H	Oklahoma	71 64	185	H	Nicholls St.	63 52
												246	A	Missouri St.	59 50
												247	H	Northwestern St.	78 30
												251	A	Tulsa	64 53
LAST 12 Division I GAMES:															
246	A	Missouri St.	59 50	83	H	Oklahoma	71 64								
78	H	Rutgers	52 64	251	A	Tulsa	64 53								
56	H	South Dakota St.	75 80	22	A	Middle Tenn.	58 51								
160	N	Richmond	74 55	117	H	Savannah St.	75 46								
11	N	Iowa	77 67	185	H	Nicholls St.	63 52								
247	H	Northwestern St.	78 30												

Non-Div I Games:

Arkansas

Average RPI Win:	230	WON-LOST	WINNING	LAST 10	STRENGTH OF	OPP. STRENGTH	TEAM	ADJ.	CONF.	ADJ CONF.
Average RPI Loss:	57	RECORD	PCT. RANK	GAMES	SCHEDULE	OF SCHEDULE	RPI	RPI	RPI	RPI
DIV. I ONLY	4- 4	155	0- 1	76	103	72	72	22	22	
DIV. I NON-CONF.	4- 4	152	0- 1	85	103	73	73	22	22	
TOTALS	RPI 1-25	RPI 26-50	W-L RECORDS	RPI 51-100	RPI 101-150	RPI 150+				
4- 4	0- 0	0- 2	OVERALL	1- 2	0- 0	3- 0				
2- 0	0- 0	0- 0	HOME	1- 0	0- 0	1- 0				
2- 4	0- 0	0- 2	AWAY	0- 2	0- 0	2- 0				
0- 0	0- 0	0- 0	NEUTRAL	0- 0	0- 0	0- 0				
4- 4	0- 0	0- 2	NON-CONFERENCE	1- 2	0- 0	3- 0				
2- 0	0- 0	0- 0	HOME	1- 0	0- 0	1- 0				
2- 4	0- 0	0- 2	AWAY	0- 2	0- 0	2- 0				
0- 0	0- 0	0- 0	NEUTRAL	0- 0	0- 0	0- 0				
0- 0	0- 0	0- 0	CONFERENCE	0- 0	0- 0	0- 0				
0- 0	0- 0	0- 0	HOME	0- 0	0- 0	0- 0				
0- 0	0- 0	0- 0	AWAY	0- 0	0- 0	0- 0				
0- 0	0- 0	0- 0	NEUTRAL	0- 0	0- 0	0- 0				

RPI 1-25				RPI 26-50				RPI 51-100				Team's RPI: 72	RPI 101+			
RPI	S	Opponent	Score	RPI	S	Opponent	Score	RPI	S	Opponent	Score		RPI	S	Opponent	Score
				35	A	Mississippi St.	83 93	65	A	Colorado	69 80		246	A	Missouri St.	78 62
				50	A	Ohio St.	52 67	77	H	Chattanooga	57 52		292	A	Kent St.	59 44
								79	A	Kansas	48 62		304	H	Jackson St.	92 60
LAST 12 Division I GAMES:																
				79	A	Kansas	48 62	65	A	Colorado	69 80					
				50	A	Ohio St.	52 67	246	A	Missouri St.	78 62					
				77	H	Chattanooga	57 52	292	A	Kent St.	59 44					
				35	A	Mississippi St.	83 93									
				304	H	Jackson St.	92 60									

Non-Div I Games: Christian Bros. 79 39

Arkansas St.

Average RPI Win:	262	WON-LOST	WINNING	LAST 10	STRENGTH OF	OPP. STRENGTH	TEAM	ADJ.	CONF.	ADJ CONF.
Average RPI Loss:	150	RECORD	PCT. RANK	GAMES	SCHEDULE	OF SCHEDULE	RPI	RPI	RPI	RPI
DIV. I ONLY	7- 2	54	7- 2	338	246	161	161	23	23	
DIV. I NON-CONF.	7- 2	54	7- 2	338	246	161	161	23	23	
TOTALS	RPI 1-25	RPI 26-50	W-L RECORDS	RPI 51-100	RPI 101-150	RPI 150+				
7- 2	0- 0	0- 1	OVERALL	0- 0	2- 0	5- 1				
3- 0	0- 0	0- 0	HOME	0- 0	0- 0	3- 0				
4- 2	0- 0	0- 1	AWAY	0- 0	2- 0	2- 1				
0- 0	0- 0	0- 0	NEUTRAL	0- 0	0- 0	0- 0				
7- 2	0- 0	0- 1	NON-CONFERENCE	0- 0	2- 0	5- 1				
3- 0	0- 0	0- 0	HOME	0- 0	0- 0	3- 0				
4- 2	0- 0	0- 1	AWAY	0- 0	2- 0	2- 1				
0- 0	0- 0	0- 0	NEUTRAL	0- 0	0- 0	0- 0				
0- 0	0- 0	0- 0	CONFERENCE	0- 0	0- 0	0- 0				
0- 0	0- 0	0- 0	HOME	0- 0	0- 0	0- 0				
0- 0	0- 0	0- 0	AWAY	0- 0	0- 0	0- 0				
0- 0	0- 0	0- 0	NEUTRAL	0- 0	0- 0	0- 0				

RPI 1-25			RPI 26-50			RPI 51-100			RPI 101+			Team's RPI: 161
RPI	S	Opponent	Score	RPI	S	Opponent	Score	RPI	S	Opponent	Score	
				28	A	Quinnipiac	64 79					
								121	A	Pepperdine	56 44	
								141	A	Central Conn. St.	74 60	
								267	H	Stony Brook	68 59	
								272	A	Fairleigh Dickinson	48 56	
								301	A	Manhattan	81 49	
								317	H	St. Francis Brooklyn	61 55	
								342	A	UC Santa Barbara	61 39	
								345	H	Air Force	79 35	
LAST 12 Division I GAMES:												
				141	A	Central Conn. St.	74 60	317	H	St. Francis Brooklyn	61 55	
				267	H	Stony Brook	68 59	272	A	Fairleigh Dickinson	48 56	
				28	A	Quinnipiac	64 79	121	A	Pepperdine	56 44	
								342	A	UC Santa Barbara	61 39	
								345	H	Air Force	79 35	
								301	A	Manhattan	81 49	

Non-Div I Games: St. Thomas Aquinas 70 45

Army

■ Loss,
 ■ Non-Conf,
 ■ S Site,
 ■ Home
 ■ A Away
 N Neutral

Average RPI Win:	168	WON-LOST	WINNING	LAST 10	STRENGTH OF	OPP. STRENGTH	TEAM	ADJ.	CONF.	ADJ CONF.
Average RPI Loss:	85	RECORD	PCT. RANK	GAMES	SCHEDULE	OF SCHEDULE	RPI	RPI	RPI	RPI
DIV. I ONLY	8- 3	64	1- 0	138	28	57	57	4	4	
DIV. I NON-CONF.	8- 3	65	1- 0	145	29	60	60	4	4	
TOTALS	RPI 1-25	RPI 26-50	W-L RECORDS	RPI 51-100	RPI 101-150	RPI 150+				
8- 3	0- 0	1- 1	OVERALL	0- 1	1- 1	6- 0				
7- 0	0- 0	1- 0	HOME	0- 0	1- 0	5- 0				
0- 3	0- 0	0- 1	AWAY	0- 1	0- 1	0- 0				
1- 0	0- 0	0- 0	NEUTRAL	0- 0	0- 0	1- 0				
8- 3	0- 0	1- 1	NON-CONFERENCE	0- 1	1- 1	6- 0				
7- 0	0- 0	1- 0	HOME	0- 0	1- 0	5- 0				
0- 3	0- 0	0- 1	AWAY	0- 1	0- 1	0- 0				
1- 0	0- 0	0- 0	NEUTRAL	0- 0	0- 0	1- 0				
0- 0	0- 0	0- 0	CONFERENCE	0- 0	0- 0	0- 0				
0- 0	0- 0	0- 0	HOME	0- 0	0- 0	0- 0				
0- 0	0- 0	0- 0	AWAY	0- 0	0- 0	0- 0				
0- 0	0- 0	0- 0	NEUTRAL	0- 0	0- 0	0- 0				

RPI 1-25				RPI 26-50				RPI 51-100				Team's RPI: 57				RPI 101+			
RPI	S	Opponent	Score	RPI	S	Opponent	Score	RPI	S	Opponent	Score	RPI	S	Opponent	Score	RPI	S	Opponent	Score
				32	A	St. John's (NY)	49 56	89	A	Virginia	51 66	117	H	Savannah St.	62 56				
				39	H	FGCU	72 69					135	A	Winthrop	54 56				
												178	H	Grambling	92 42				
												183	H	Marquette	79 53				
												188	N	SMU	56 43				
												207	H	Samford	64 41				
												217	H	Southeastern La.	72 44				
												218	H	Troy	71 54				
LAST 12 Division I GAMES:																			
				188	N	SMU	56 43	217	H	Southeastern La.	72 44								
				32	A	St. John's (NY)	49 56	183	H	Marquette	79 53								
				117	H	Savannah St.	62 56	135	A	Winthrop	54 56								
				207	H	Samford	64 41	89	A	Virginia	51 66								
				218	H	Troy	71 54	39	H	FGCU	72 69								
								178	H	Grambling	92 42								

Non-Div I Games:

Auburn

Average RPI Win:	247	WON-LOST	WINNING	LAST 10	STRENGTH OF	OPP. STRENGTH	TEAM	ADJ.	CONF.	ADJ CONF.
Average RPI Loss:	159	RECORD	PCT. RANK	GAMES	SCHEDULE	OF SCHEDULE	RPI	RPI	RPI	RPI
DIV. I ONLY	2- 9	305	2- 7	149	295	284	284	27	27	
DIV. I NON-CONF.	2- 9	301	2- 9	156	295	285	285	27	27	
TOTALS	RPI 1-25	RPI 26-50	W-L RECORDS	RPI 51-100	RPI 101-150	RPI 150+				
2- 9	0- 1	0- 0	OVERALL	0- 1	0- 1	2- 6				
1- 3	0- 1	0- 0	HOME	0- 0	0- 1	1- 1				
0- 5	0- 0	0- 0	AWAY	0- 1	0- 0	0- 4				
1- 1	0- 0	0- 0	NEUTRAL	0- 0	0- 0	1- 1				
2- 9	0- 1	0- 0	NON-CONFERENCE	0- 1	0- 1	2- 6				
1- 3	0- 1	0- 0	HOME	0- 0	0- 1	1- 1				
0- 5	0- 0	0- 0	AWAY	0- 1	0- 0	0- 4				
1- 1	0- 0	0- 0	NEUTRAL	0- 0	0- 0	1- 1				
0- 0	0- 0	0- 0	CONFERENCE	0- 0	0- 0	0- 0				
0- 0	0- 0	0- 0	HOME	0- 0	0- 0	0- 0				
0- 0	0- 0	0- 0	AWAY	0- 0	0- 0	0- 0				
0- 0	0- 0	0- 0	NEUTRAL	0- 0	0- 0	0- 0				

RPI 1-25				RPI 26-50				RPI 51-100				RPI 101+ Team's RPI: 284			
RPI	S	Opponent	Score	RPI	S	Opponent	Score	RPI	S	Opponent	Score	RPI	S	Opponent	Score
17	H	Western Ky.	68 91					77	A	Chattanooga	65 76	112	H	Southern Ill.	65 75
												152	A	Memphis	60 65
												163	N	Saint Louis	86 81
												197	H	Wright St.	73 85
												198	N	Oral Roberts	60 73
												206	A	Montana	62 83
												212	A	Southern Miss.	71 80
												258	A	Evansville	68 72
												331	H	Grand Canyon	84 77
LAST 12 Division I GAMES:															
206	A	Montana	62 83	198	N	Oral Roberts	60 73								
163	N	Saint Louis	86 81	212	A	Southern Miss.	71 80								
17	H	Western Ky.	68 91	77	A	Chattanooga	65 76								
112	H	Southern Ill.	65 75	331	H	Grand Canyon	84 77								
152	A	Memphis	60 65	258	A	Evansville	68 72								
				197	H	Wright St.	73 85								

Non-Div I Games: Brescia 99 63

Austin Peay

■ Loss,
 ■ Non-Conf,
 ■ S Site,
 ■ H Home
 ■ A Away
 N Neutral

Average RPI Win:	221	WON-LOST	WINNING	LAST 10	STRENGTH OF	OPP. STRENGTH	TEAM	ADJ.	CONF.	ADJ CONF.
Average RPI Loss:	52	RECORD	PCT. RANK	GAMES	SCHEDULE	OF SCHEDULE	RPI	RPI	RPI	RPI
DIV. I ONLY	6- 3	90	6- 3	98	149	91	91	7	7	
DIV. I NON-CONF.	6- 3	91	6- 3	106	150	92	92	7	7	
TOTALS	RPI 1-25	RPI 26-50	W-L RECORDS	RPI 51-100	RPI 101-150	RPI 150+				
6- 3	0- 0	0- 1	OVERALL	0- 2	1- 0	5- 0				
4- 1	0- 0	0- 0	HOME	0- 1	1- 0	3- 0				
1- 1	0- 0	0- 0	AWAY	0- 1	0- 0	1- 0				
1- 1	0- 0	0- 1	NEUTRAL	0- 0	0- 0	1- 0				
6- 3	0- 0	0- 1	NON-CONFERENCE	0- 2	1- 0	5- 0				
4- 1	0- 0	0- 0	HOME	0- 1	1- 0	3- 0				
1- 1	0- 0	0- 0	AWAY	0- 1	0- 0	1- 0				
1- 1	0- 0	0- 1	NEUTRAL	0- 0	0- 0	1- 0				
0- 0	0- 0	0- 0	CONFERENCE	0- 0	0- 0	0- 0				
0- 0	0- 0	0- 0	HOME	0- 0	0- 0	0- 0				
0- 0	0- 0	0- 0	AWAY	0- 0	0- 0	0- 0				
0- 0	0- 0	0- 0	NEUTRAL	0- 0	0- 0	0- 0				

RPI 1-25				RPI 26-50				RPI 51-100				Team's RPI: 91		RPI 101+			
RPI	S	Opponent	Score	RPI	S	Opponent	Score	RPI	S	Opponent	Score	RPI	S	Opponent	Score		
				33	N	Oregon St.	61 71	56	A	South Dakota St.	65 75	139	H	Colorado St.	69 58		
								66	H	CSUN	54 63	195	N	Butler	81 62		
												216	H	Nevada	65 60		
												223	A	Utah	60 56		
												270	H	UNLV	76 61		
												285	H	Weber St.	64 53		
LAST 12 Division I GAMES:																	
223	A	Utah	60 56	216	H	Nevada	65 60										
285	H	Weber St.	64 53	66	H	CSUN	54 63										
139	H	Colorado St.	69 58	56	A	South Dakota St.	65 75										
270	H	UNLV	76 61														
33	N	Oregon St.	61 71														
195	N	Butler	81 62														

Non-Div I Games: BYU-Hawaii 73 52

BYU

Bakersfield

Through Games Of Dec. 21, 2014

Average RPI Win:	205	WON-LOST	WINNING	LAST 10	STRENGTH OF	OPP. STRENGTH	TEAM	ADJ.	CONF.	ADJ CONF.
Average RPI Loss:	111	RECORD	PCT. RANK	GAMES	SCHEDULE	OF SCHEDULE	RPI	RPI	RPI	RPI
DIV. I ONLY	7- 3	78	6- 3	185	80	76	76	33	33	
DIV. I NON-CONF.	7- 3	79	7- 3	188	82	77	77	33	33	
TOTALS	RPI 1-25	RPI 26-50	W-L RECORDS	RPI 51-100	RPI 101-150	RPI 150+				
7- 3	1- 2	0- 0	OVERALL	1- 0	0- 0	5- 1				
5- 0	1- 0	0- 0	HOME	1- 0	0- 0	3- 0				
2- 3	0- 2	0- 0	AWAY	0- 0	0- 0	2- 1				
0- 0	0- 0	0- 0	NEUTRAL	0- 0	0- 0	0- 0				
7- 3	1- 2	0- 0	NON-CONFERENCE	1- 0	0- 0	5- 1				
5- 0	1- 0	0- 0	HOME	1- 0	0- 0	3- 0				
2- 3	0- 2	0- 0	AWAY	0- 0	0- 0	2- 1				
0- 0	0- 0	0- 0	NEUTRAL	0- 0	0- 0	0- 0				
0- 0	0- 0	0- 0	CONFERENCE	0- 0	0- 0	0- 0				
0- 0	0- 0	0- 0	HOME	0- 0	0- 0	0- 0				
0- 0	0- 0	0- 0	AWAY	0- 0	0- 0	0- 0				
0- 0	0- 0	0- 0	NEUTRAL	0- 0	0- 0	0- 0				

RPI 1-25				RPI 26-50				RPI 51-100 Team's RPI: 76				RPI 101+			
RPI	S	Opponent	Score	RPI	S	Opponent	Score	RPI	S	Opponent	Score	RPI	S	Opponent	Score
4	A	Arizona St.	54 83					73	H	UC Riverside	66 65	179	A	Arizona	76 72
9	A	Nebraska	45 54									270	H	UNLV	74 71
15	H	Fresno St.	80 60									277	A	UC Irvine	68 65
												277	H	UC Irvine	80 70
												320	A	Omaha	68 80
												345	H	Air Force	96 56
LAST 12 Division I GAMES:															
320	A	Omaha	68 80	270	H	UNLV	74 71								
73	H	UC Riverside	66 65	277	A	UC Irvine	68 65								
277	H	UC Irvine	80 70	9	A	Nebraska	45 54								
15	H	Fresno St.	80 60	345	H	Air Force	96 56								
4	A	Arizona St.	54 83												
179	A	Arizona	76 72												

Non-Div I Games: Fresno Pacific 82 60

Bakersfield

Loss, Non-Conf, S Site, H Home A Away N Neutral

Average RPI Win:	260	WON-LOST	WINNING	LAST 10	STRENGTH OF	OPP. STRENGTH	TEAM	ADJ.	CONF.	ADJ CONF.
Average RPI Loss:	69	RECORD	PCT. RANK	GAMES	SCHEDULE	OF SCHEDULE	RPI	RPI	RPI	RPI
DIV. I ONLY	4- 6	202	4- 6	127	55	191	191	14	14	
DIV. I NON-CONF.	4- 6	200	4- 6	136	55	194	194	14	14	
TOTALS	RPI 1-25	RPI 26-50	W-L RECORDS	RPI 51-100	RPI 101-150	RPI 150+				
4- 6	0- 3	0- 0	OVERALL	0- 1	0- 1	4- 1				
4- 2	0- 0	0- 0	HOME	0- 1	0- 1	4- 0				
0- 4	0- 3	0- 0	AWAY	0- 0	0- 0	0- 1				
0- 0	0- 0	0- 0	NEUTRAL	0- 0	0- 0	0- 0				
4- 6	0- 3	0- 0	NON-CONFERENCE	0- 1	0- 1	4- 1				
4- 2	0- 0	0- 0	HOME	0- 1	0- 1	4- 0				
0- 4	0- 3	0- 0	AWAY	0- 0	0- 0	0- 1				
0- 0	0- 0	0- 0	NEUTRAL	0- 0	0- 0	0- 0				
0- 0	0- 0	0- 0	CONFERENCE	0- 0	0- 0	0- 0				
0- 0	0- 0	0- 0	HOME	0- 0	0- 0	0- 0				
0- 0	0- 0	0- 0	AWAY	0- 0	0- 0	0- 0				
0- 0	0- 0	0- 0	NEUTRAL	0- 0	0- 0	0- 0				

RPI 1-25				RPI 26-50				RPI 51-100				RPI 101+ Team's RPI: 191			
RPI	S	Opponent	Score	RPI	S	Opponent	Score	RPI	S	Opponent	Score	RPI	S	Opponent	Score
14	A	Louisville	56 69					52	H	Purdue	60 66	114	H	Duquesne	62 82
17	A	Western Ky.	59 84									195	A	Butler	41 48
23	A	Pittsburgh	47 59									208	H	Charlotte	76 66
												256	H	Oakland	75 50
												258	H	Evansville	76 70
												319	H	Murray St.	85 59
LAST 12 Division I GAMES:															
114	H	Duquesne	62 82	17	A	Western Ky.	59 84								
319	H	Murray St.	85 59	23	A	Pittsburgh	47 59								
14	A	Louisville	56 69	208	H	Charlotte	76 66								
258	H	Evansville	76 70	195	A	Butler	41 48								
52	H	Purdue	60 66	256	H	Oakland	75 50								

Non-Div I Games:

Ball St.

■ Loss,
 ■ Non-Conf, S Site,
 ■ Home
 ■ Away
 N Neutral

Average RPI Win:	136	WON-LOST	WINNING	LAST 10	STRENGTH OF	OPP. STRENGTH	TEAM	ADJ.	CONF.	ADJ CONF.
Average RPI Loss:	3	RECORD	PCT. RANK	GAMES	SCHEDULE	OF SCHEDULE	RPI	RPI	RPI	RPI
DIV. I ONLY	10- 1	15	9- 1	36	38	5	5	5	5	5
DIV. I NON-CONF.	10- 1	14	10- 1	36	38	5	5	5	5	5
TOTALS	RPI 1-25	RPI 26-50	W-L RECORDS	RPI 51-100	RPI 101-150	RPI 150+				
10- 1	0- 1	1- 0	OVERALL	3- 0	2- 0	4- 0				
7- 0	0- 0	1- 0	HOME	1- 0	2- 0	3- 0				
1- 1	0- 1	0- 0	AWAY	0- 0	0- 0	1- 0				
2- 0	0- 0	0- 0	NEUTRAL	2- 0	0- 0	0- 0				
10- 1	0- 1	1- 0	NON-CONFERENCE	3- 0	2- 0	4- 0				
7- 0	0- 0	1- 0	HOME	1- 0	2- 0	3- 0				
1- 1	0- 1	0- 0	AWAY	0- 0	0- 0	1- 0				
2- 0	0- 0	0- 0	NEUTRAL	2- 0	0- 0	0- 0				
0- 0	0- 0	0- 0	CONFERENCE	0- 0	0- 0	0- 0				
0- 0	0- 0	0- 0	HOME	0- 0	0- 0	0- 0				
0- 0	0- 0	0- 0	AWAY	0- 0	0- 0	0- 0				
0- 0	0- 0	0- 0	NEUTRAL	0- 0	0- 0	0- 0				

RPI 1-25				RPI 26-50				RPI 51-100				RPI 101+			
RPI	S	Opponent	Score	RPI	S	Opponent	Score	RPI	S	Opponent	Score	RPI	S	Opponent	Score
3	A	Kentucky	64 74	48	H	Stetson	96 42	63	N	Michigan St.	84 65	131	H	Marist	90 60
								64	N	Syracuse	74 72	143	H	Tex.-Pan American	96 42
								88	H	Idaho	88 70	166	A	Ole Miss	96 54
												198	H	Oral Roberts	101 60
												226	H	Stephen F. Austin	96 57
												237	H	Utah St.	99 43
LAST 12 Division I GAMES:															
				63	N	Michigan St.	84 65	64	N	Syracuse	74 72				
				48	H	Stetson	96 42	226	H	Stephen F. Austin	96 57				
				237	H	Utah St.	99 43	88	H	Idaho	88 70				
				3	A	Kentucky	64 74	166	A	Ole Miss	96 54				
				198	H	Oral Roberts	101 60	143	H	Tex.-Pan American	96 42				
								131	H	Marist	90 60				

Non-Div I Games:

Baylor

Average RPI Win:	267	WON-LOST	WINNING	LAST 10	STRENGTH OF	OPP. STRENGTH	TEAM	ADJ.	CONF.	ADJ CONF.
Average RPI Loss:	91	RECORD	PCT. RANK	GAMES	SCHEDULE	OF SCHEDULE	RPI	RPI	RPI	RPI
DIV. I ONLY	3- 7	251	3- 6	60	205	142	142	27	27	
DIV. I NON-CONF.	3- 7	251	3- 7	65	204	141	141	27	27	
TOTALS	RPI 1-25	RPI 26-50	W-L RECORDS	RPI 51-100	RPI 101-150	RPI 150+				
3- 7	0- 2	0- 0	OVERALL	0- 3	0- 1	3- 1				
1- 1	0- 0	0- 0	HOME	0- 1	0- 0	1- 0				
2- 5	0- 2	0- 0	AWAY	0- 1	0- 1	2- 1				
0- 1	0- 0	0- 0	NEUTRAL	0- 1	0- 0	0- 0				
3- 7	0- 2	0- 0	NON-CONFERENCE	0- 3	0- 1	3- 1				
1- 1	0- 0	0- 0	HOME	0- 1	0- 0	1- 0				
2- 5	0- 2	0- 0	AWAY	0- 1	0- 1	2- 1				
0- 1	0- 0	0- 0	NEUTRAL	0- 1	0- 0	0- 0				
0- 0	0- 0	0- 0	CONFERENCE	0- 0	0- 0	0- 0				
0- 0	0- 0	0- 0	HOME	0- 0	0- 0	0- 0				
0- 0	0- 0	0- 0	AWAY	0- 0	0- 0	0- 0				
0- 0	0- 0	0- 0	NEUTRAL	0- 0	0- 0	0- 0				

RPI 1-25				RPI 26-50				RPI 51-100				RPI 101+ Team's RPI: 142			
RPI	S	Opponent	Score	RPI	S	Opponent	Score	RPI	S	Opponent	Score	RPI	S	Opponent	Score
3	A	Kentucky	55 71					53	A	Vanderbilt	58 65	125	A	Cleveland St.	86 89
14	A	Louisville	35 95					74	N	Akron	58 73	159	A	Mercer	86 83
								77	H	Chattanooga	48 60	292	A	Kent St.	55 58
												297	H	Lipscomb	80 60
												344	A	Denver	72 43
LAST 12 Division I GAMES:															
159	A	Mercer	86 83	3	A	Kentucky	55 71								
125	A	Cleveland St.	86 89	77	H	Chattanooga	48 60								
14	A	Louisville	35 95	297	H	Lipscomb	80 60								
53	A	Vanderbilt	58 65	344	A	Denver	72 43								
				74	N	Akron	58 73								
				292	A	Kent St.	55 58								

Non-Div I Games: North Ala.

69 **72**

Belmont

Bethune-Cookman

Through Games Of Dec. 21, 2014

Average RPI Win:	117	WON-LOST	WINNING	LAST 10	STRENGTH OF	OPP. STRENGTH	TEAM	ADJ.	CONF.	ADJ CONF.
Average RPI Loss:	166	RECORD	PCT. RANK	GAMES	SCHEDULE	OF SCHEDULE	RPI	RPI	RPI	RPI
DIV. I ONLY	1- 10	334	1- 7	75	316	261	261	32	32	
DIV. I NON-CONF.	0- 9	334	0- 8	47	322	291	291	31	31	
TOTALS	RPI 1-25	RPI 26-50	W-L RECORDS	RPI 51-100	RPI 101-150	RPI 150+				
1- 10	0- 0	0- 3	OVERALL	0- 2	1- 0	0- 5				
0- 3	0- 0	0- 1	HOME	0- 1	0- 0	0- 1				
1- 5	0- 0	0- 2	AWAY	0- 1	1- 0	0- 2				
0- 2	0- 0	0- 0	NEUTRAL	0- 0	0- 0	0- 2				
0- 9	0- 0	0- 3	NON-CONFERENCE	0- 2	0- 0	0- 4				
0- 3	0- 0	0- 1	HOME	0- 1	0- 0	0- 1				
0- 4	0- 0	0- 2	AWAY	0- 1	0- 0	0- 1				
0- 2	0- 0	0- 0	NEUTRAL	0- 0	0- 0	0- 2				
1- 1	0- 0	0- 0	CONFERENCE	0- 0	1- 0	0- 1				
0- 0	0- 0	0- 0	HOME	0- 0	0- 0	0- 0				
1- 1	0- 0	0- 0	AWAY	0- 0	1- 0	0- 1				
0- 0	0- 0	0- 0	NEUTRAL	0- 0	0- 0	0- 0				

RPI 1-25				RPI 26-50				RPI 51-100				RPI 101+ Team's RPI: 261			
RPI	S	Opponent	Score	RPI	S	Opponent	Score	RPI	S	Opponent	Score	RPI	S	Opponent	Score
				34	A	Florida St.	34 103	74	H	Akron	63 81	117	A	Savannah St.	59 52
				39	H	FGCU	46 91	82	A	East Carolina	42 71	219	N	Texas St.	40 51
				48	A	Stetson	61 91					229	H	Fla. Atlantic	68 88
												282	A	South Carolina St.	61 68
												313	N	Campbell	55 66
												341	A	Jacksonville	51 64
LAST 12 Division I GAMES:															
				313	N	Campbell	55 66	282	A	South Carolina St.	61 68				
				219	N	Texas St.	40 51	117	A	Savannah St.	59 52				
				39	H	FGCU	46 91	82	A	East Carolina	42 71				
				74	H	Akron	63 81	341	A	Jacksonville	51 64				
				48	A	Stetson	61 91	34	A	Florida St.	34 103				
								229	H	Fla. Atlantic	68 88				

Non-Div I Games: Edward Waters 60 42 Lynn 67 48

Bethune-Cookman

■ Loss,
 ■ Non-Conf,
 ■ S Site,
 ■ H Home
 ■ A Away
 N Neutral

Binghamton

Through Games Of Dec. 21, 2014

Average RPI Win:	318	WON-LOST	WINNING	LAST 10	STRENGTH OF	OPP. STRENGTH	TEAM	ADJ.	CONF.	ADJ CONF.
Average RPI Loss:	140	RECORD	PCT. RANK	GAMES	SCHEDULE	OF SCHEDULE	RPI	RPI	RPI	RPI
DIV. I ONLY	2- 10	310	1- 9	142	296	283	283	24	24	
DIV. I NON-CONF.	2- 10	306	2- 10	149	296	284	284	24	24	
TOTALS	RPI 1-25	RPI 26-50	W-L RECORDS	RPI 51-100	RPI 101-150	RPI 150+				
2- 10	0- 1	0- 1	OVERALL	0- 2	0- 2	2- 4				
1- 3	0- 0	0- 0	HOME	0- 0	0- 2	1- 1				
0- 7	0- 0	0- 0	AWAY	0- 0	0- 0	0- 1				
1- 0	0- 0	0- 0	NEUTRAL	0- 0	0- 0	1- 0				
2- 10	0- 1	0- 1	NON-CONFERENCE	0- 2	0- 2	2- 4				
1- 3	0- 0	0- 0	HOME	0- 0	0- 2	1- 1				
0- 7	0- 1	0- 1	AWAY	0- 2	0- 0	0- 3				
1- 0	0- 0	0- 0	NEUTRAL	0- 0	0- 0	1- 0				
0- 0	0- 0	0- 0	CONFERENCE	0- 0	0- 0	0- 0				
0- 0	0- 0	0- 0	HOME	0- 0	0- 0	0- 0				
0- 0	0- 0	0- 0	AWAY	0- 0	0- 0	0- 0				
0- 0	0- 0	0- 0	NEUTRAL	0- 0	0- 0	0- 0				

RPI 1-25				RPI 26-50				RPI 51-100				RPI 101+ Team's RPI: 283			
RPI	S	Opponent	Score	RPI	S	Opponent	Score	RPI	S	Opponent	Score	RPI	S	Opponent	Score
16	A	Princeton	58 96	32	A	St. John's (NY)	51 67	74	A	Akron	49 80	128	H	Siena	53 62
								81	A	St. Bonaventure	54 72	140	H	Xavier	71 89
												156	H	Niagara	52 63
												238	A	Canisius	75 91
												240	A	NJIT	48 52
												287	H	Rider	72 67
												291	A	Colgate	55 74
												348	N	Delaware St.	90 84
LAST 12 Division I GAMES:															
287	H	Rider	72 67	240	A	NJIT	48 52								
128	H	Siena	53 62	81	A	St. Bonaventure	54 72								
16	A	Princeton	58 96	32	A	St. John's (NY)	51 67								
238	A	Canisius	75 91	156	H	Niagara	52 63								
291	A	Colgate	55 74	140	H	Xavier	71 89								
74	A	Akron	49 80	348	N	Delaware St.	90 84								

Non-Div I Games:

Binghamton

Loss, Non-Conf, S Site, H Home A Away N Neutral

Boisest.

B
o
i
s
e
s
t
.

Boise St.

Boston College

Through Games Of Dec. 21, 2014

Average RPI Win:	177	WON-LOST	WINNING	LAST 10	STRENGTH OF	OPP. STRENGTH	TEAM	ADJ.	CONF.	ADJ CONF.
Average RPI Loss:	122	RECORD	PCT. RANK	GAMES	SCHEDULE	OF SCHEDULE	RPI	RPI	RPI	RPI
DIV. I ONLY	6- 5	147	0- 1	99	157	109	109	2	2	
DIV. I NON-CONF.	6- 5	148	0- 1	107	159	112	112	2	2	
TOTALS	RPI 1-25	RPI 26-50	W-L RECORDS	RPI 51-100	RPI 101-150	RPI 150+				
6- 5	0- 0	0- 1	OVERALL	1- 1	1- 2	4- 1				
3- 2	0- 0	0- 0	HOME	0- 1	0- 1	3- 0				
2- 3	0- 0	0- 1	AWAY	1- 0	1- 1	0- 1				
1- 0	0- 0	0- 0	NEUTRAL	0- 0	0- 0	1- 0				
6- 5	0- 0	0- 1	NON-CONFERENCE	1- 1	1- 2	4- 1				
3- 2	0- 0	0- 0	HOME	0- 1	0- 1	3- 0				
2- 3	0- 0	0- 1	AWAY	1- 0	1- 1	0- 1				
1- 0	0- 0	0- 0	NEUTRAL	0- 0	0- 0	1- 0				
0- 0	0- 0	0- 0	CONFERENCE	0- 0	0- 0	0- 0				
0- 0	0- 0	0- 0	HOME	0- 0	0- 0	0- 0				
0- 0	0- 0	0- 0	AWAY	0- 0	0- 0	0- 0				
0- 0	0- 0	0- 0	NEUTRAL	0- 0	0- 0	0- 0				

RPI 1-25				RPI 26-50				RPI 51-100				RPI 101+				Team's RPI: 109	
RPI	S	Opponent	Score	RPI	S	Opponent	Score	RPI	S	Opponent	Score	RPI	S	Opponent	Score		
				29	A	Stanford	63 96	59	A	St. Mary's (CA)	82 72	103	A	Maine	64 69		
								90	H	Indiana	67 76						
												111	H	Hofstra	61 75		
												127	A	Hartford	73 61		
												158	H	Bryant	90 79		
												201	H	New Hampshire	64 58		
												243	N	Brown	90 80		
												273	H	Boston U.	73 56		
												275	A	Holy Cross	64 80		
LAST 12 Division I GAMES:																	
				201	H	New Hampshire	64 58	103	A	Maine	64 69						
				275	A	Holy Cross	64 80	111	H	Hofstra	61 75						
				127	A	Hartford	73 61	273	H	Boston U.	73 56						
				90	H	Indiana	67 76	59	A	St. Mary's (CA)	82 72						
				243	N	Brown	90 80	29	A	Stanford	63 96						
				158	H	Bryant	90 79										

Non-Div I Games:

Boston College

Loss, Non-Conf, S Site, H Home A Away N Neutral

Season 01				Through Games Of 2001-11-10-11						
Average RPI Win:	218	WON-LOST	WINNING	LAST 10	STRENGTH OF	OPP. STRENGTH	TEAM	ADJ.	CONF.	ADJ CONF.
Average RPI Loss:	175	RECORD	PCT. RANK	GAMES	SCHEDULE	OF SCHEDULE	RPI	RPI	RPI	RPI
DIV. I ONLY	3- 7	251	3- 7	221	239	273	273	23	23	
DIV. I NON-CONF.	3- 7	251	3- 7	223	237	275	275	23	23	

TOTALS	RPI 1-25		RPI 26-50	W-L RECORDS	RPI 51-100	RPI 101-150	RPI 150+			
3- 7	0- 0		0- 0	OVERALL	0- 0	1- 3	2- 4			
2- 1	0- 0		0- 0	HOME	0- 0	1- 0	1- 1			
0- 6	0- 0		0- 0	AWAY	0- 0	0- 0	0- 0			
1- 0	0- 0		0- 0	NEUTRAL	0- 0	0- 0	1- 0			
3- 7	0- 0		0- 0	NON-CONFERENCE	0- 0	1- 3	2- 4			
2- 1	0- 0		0- 0	HOME	0- 0	1- 0	1- 1			
0- 6	0- 0		0- 0	AWAY	0- 0	0- 3	0- 3			
1- 0	0- 0		0- 0	NEUTRAL	0- 0	0- 0	1- 0			
0- 0	0- 0		0- 0	CONFERENCE	0- 0	0- 0	0- 0			
0- 0	0- 0		0- 0	HOME	0- 0	0- 0	0- 0			
0- 0	0- 0		0- 0	AWAY	0- 0	0- 0	0- 0			
0- 0	0- 0		0- 0	NEUTRAL	0- 0	0- 0	0- 0			

RPI 1-25				RPI 26-50				RPI 51-100				RPI 101+				Team's RPI: 273	
RPI	S	Opponent	Score	RPI	S	Opponent	Score	RPI	S	Opponent	Score	RPI	S	Opponent	Score		
												109	A	Boston College	56	73	
												116	A	Rhode Island	48	56	
												130	H	Harvard	63	62	
												131	A	Marist	50	77	
												171	A	Yale	59	66	
												201	H	New Hampshire	55	67	
												226	N	Stephen F. Austin	62	57	
												232	A	New Mexico	49	56	
												268	A	Northeastern	74	75	
												298	H	Vermont	66	61	
LAST 12 Division I GAMES:																	
				201	H	New Hampshire	55	67	131	A	Marist	50	77				
				226	N	Stephen F. Austin	62	57	116	A	Rhode Island	48	56				
				232	A	New Mexico	49	56	171	A	Yale	59	66				
				298	H	Vermont	66	61	268	A	Northeastern	74	75				
				109	A	Boston College	56	73									
				130	H	Harvard	63	62									

Non-Div I Games:

Boston U.

Loss, Non-Conf, S Site, H Home A Away N Neutral

Bowling Green

Through Games Of Dec. 21, 2014

Average RPI Win:	273	WON-LOST	WINNING	LAST 10	STRENGTH OF	OPP. STRENGTH	TEAM	ADJ.	CONF.	ADJ CONF.
Average RPI Loss:	199	RECORD	PCT. RANK	GAMES	SCHEDULE	OF SCHEDULE	RPI	RPI	RPI	RPI
DIV. I ONLY	7- 2	54	7- 2	349	113	233	233	14	14	
DIV. I NON-CONF.	7- 2	54	7- 2	348	112	235	235	14	14	
TOTALS	RPI 1-25	RPI 26-50	W-L RECORDS	RPI 51-100	RPI 101-150	RPI 150+				
7- 2	0- 0	0- 0	OVERALL	0- 1	0- 0	7- 1				
2- 1	0- 0	0- 0	HOME	0- 1	0- 0	2- 0				
4- 1	0- 0	0- 0	AWAY	0- 0	0- 0	4- 1				
1- 0	0- 0	0- 0	NEUTRAL	0- 0	0- 0	1- 0				
7- 2	0- 0	0- 0	NON-CONFERENCE	0- 1	0- 0	7- 1				
2- 1	0- 0	0- 0	HOME	0- 1	0- 0	2- 0				
4- 1	0- 0	0- 0	AWAY	0- 0	0- 0	4- 1				
1- 0	0- 0	0- 0	NEUTRAL	0- 0	0- 0	1- 0				
0- 0	0- 0	0- 0	CONFERENCE	0- 0	0- 0	0- 0				
0- 0	0- 0	0- 0	HOME	0- 0	0- 0	0- 0				
0- 0	0- 0	0- 0	AWAY	0- 0	0- 0	0- 0				
0- 0	0- 0	0- 0	NEUTRAL	0- 0	0- 0	0- 0				

RPI 1-25			RPI 26-50			RPI 51-100			RPI 101+			Team's RPI: 233
RPI	S	Opponent	Score	RPI	S	Opponent	Score	RPI	S	Opponent	Score	
						92	H Bucknell	52	53	164	H Iona	80 59
										262	A Milwaukee	60 50
										263	A Saint Francis (PA)	76 62
										277	N UC Irvine	62 54
										303	H Cincinnati	66 55
										305	A Loyola Marymount	48 51
										315	A Illinois St.	58 54
										326	A Bradley	61 47
LAST 12 Division I GAMES:												
277	N	UC Irvine	62 54	326	A	Bradley	61 47					
262	A	Milwaukee	60 50	315	A	Illinois St.	58 54					
164	H	Iona	80 59	263	A	Saint Francis (PA)	76 62					
92	H	Bucknell	52 53	303	H	Cincinnati	66 55					
				305	A	Loyola Marymount	48 51					

Non-Div I Games:

Bowling Green

■ Loss,
 ■ Non-Conf,
 S Site,
 ■ Home
 ■ Away
 N Neutral

Average RPI Win:	100	WON-LOST	WINNING	LAST 10	STRENGTH OF	OPP. STRENGTH	TEAM	ADJ.	CONF.	ADJ CONF.
Average RPI Loss:	215	RECORD	PCT. RANK	GAMES	SCHEDULE	OF SCHEDULE	RPI	RPI	RPI	RPI
DIV. I ONLY	1- 9	329	1- 9	182	336	326	326	16	16	
DIV. I NON-CONF.	1- 9	329	1- 9	185	337	326	326	16	16	
TOTALS	RPI 1-25	RPI 26-50	W-L RECORDS	RPI 51-100	RPI 101-150	RPI 150+				
1- 9	0- 0	0- 0	OVERALL	1- 1	0- 2	0- 6				
1- 4	0- 0	0- 0	HOME	1- 0	0- 0	0- 4				
0- 5	0- 0	0- 0	AWAY	0- 1	0- 2	0- 2				
0- 0	0- 0	0- 0	NEUTRAL	0- 0	0- 0	0- 0				
1- 9	0- 0	0- 0	NON-CONFERENCE	1- 1	0- 2	0- 6				
1- 4	0- 0	0- 0	HOME	1- 0	0- 0	0- 4				
0- 5	0- 0	0- 0	AWAY	0- 1	0- 2	0- 2				
0- 0	0- 0	0- 0	NEUTRAL	0- 0	0- 0	0- 0				
0- 0	0- 0	0- 0	CONFERENCE	0- 0	0- 0	0- 0				
0- 0	0- 0	0- 0	HOME	0- 0	0- 0	0- 0				
0- 0	0- 0	0- 0	AWAY	0- 0	0- 0	0- 0				
0- 0	0- 0	0- 0	NEUTRAL	0- 0	0- 0	0- 0				

RPI 1-25				RPI 26-50				RPI 51-100				RPI 101+ Team's RPI: 326			
RPI	S	Opponent	Score	RPI	S	Opponent	Score	RPI	S	Opponent	Score	RPI	S	Opponent	Score
								83	A	Oklahoma	55 104	107	A	DePaul	77 101
								100	H	Missouri	76 64	136	A	Ill.-Chicago	43 71
												230	H	Western Ill.	63 75
												233	H	Bowling Green	47 61
												250	H	Southeast Mo. St.	65 70
												267	A	Stony Brook	63 79
												295	A	Columbia	74 81
												333	H	Chicago St.	59 62
LAST 12 Division I GAMES:															
				233	H	Bowling Green	47 61					230	H	Western Ill.	63 75
				333	H	Chicago St.	59 62					100	H	Missouri	76 64
				107	A	DePaul	77 101					250	H	Southeast Mo. St.	65 70
				136	A	Ill.-Chicago	43 71					295	A	Columbia	74 81
												267	A	Stony Brook	63 79
												83	A	Oklahoma	55 104

Non-Div I Games:

Bradley

**B
r
o
w
n**

B
r
o
w
n

Brown

B
r
y
a
n
t

B
r
y
a
n
t

Bryant

Page 33

Average RPI Win:	261	WON-LOST	WINNING	LAST 10	STRENGTH OF	OPP. STRENGTH	TEAM	ADJ.	CONF.	ADJ CONF.
Average RPI Loss:	74	RECORD	PCT. RANK	GAMES	SCHEDULE	OF SCHEDULE	RPI	RPI	RPI	RPI
DIV. I ONLY	7- 3	78	1- 0	184	304	92	92	23	23	
DIV. I NON-CONF.	7- 3	79	1- 0	187	303	93	93	23	23	
TOTALS	RPI 1-25	RPI 26-50	W-L RECORDS	RPI 51-100	RPI 101-150	RPI 150+				
7- 3	0- 1	0- 0	OVERALL	0- 1	0- 1	7- 0				
4- 0	0- 0	0- 0	HOME	0- 0	0- 0	4- 0				
3- 3	0- 0	0- 0	AWAY	0- 0	0- 1	3- 0				
0- 0	0- 0	0- 0	NEUTRAL	0- 0	0- 0	0- 0				
7- 3	0- 1	0- 0	NON-CONFERENCE	0- 1	0- 1	7- 0				
4- 0	0- 0	0- 0	HOME	0- 0	0- 0	4- 0				
3- 3	0- 1	0- 0	AWAY	0- 1	0- 1	3- 0				
0- 0	0- 0	0- 0	NEUTRAL	0- 0	0- 0	0- 0				
0- 0	0- 0	0- 0	CONFERENCE	0- 0	0- 0	0- 0				
0- 0	0- 0	0- 0	HOME	0- 0	0- 0	0- 0				
0- 0	0- 0	0- 0	AWAY	0- 0	0- 0	0- 0				
0- 0	0- 0	0- 0	NEUTRAL	0- 0	0- 0	0- 0				

RPI 1-25				RPI 26-50				RPI 51-100 Team's RPI: 92				RPI 101+			
RPI	S	Opponent	Score	RPI	S	Opponent	Score	RPI	S	Opponent	Score	RPI	S	Opponent	Score
21	A	Michigan	61 68					54	A	Youngstown St.	54 69	147	A	Delaware	56 58
												171	H	Yale	73 66
												172	H	Cornell	59 51
												233	A	Bowling Green	53 52
												272	A	Fairleigh Dickinson	61 60
												302	H	Morgan St.	79 50
												335	H	UMBC	85 41
												340	A	Mt. St. Mary's	74 49
LAST 12 Division I GAMES:															
335	H	UMBC	85 41	340	A	Mt. St. Mary's	74 49	171	H	Yale	73 66				
147	A	Delaware	56 58	21	A	Michigan	61 68	233	A	Bowling Green	53 52				
302	H	Morgan St.	79 50												
172	H	Cornell	59 51												
54	A	Youngstown St.	54 69												
272	A	Fairleigh Dickinson	61 60												

Non-Div I Games:

Bucknell

Average RPI Win: 215	WON-LOST	WINNING	LAST 10	STRENGTH OF	OPP. STRENGTH	TEAM	ADJ.	CONF.	ADJ CONF.
Average RPI Loss: 169	RECORD	PCT. RANK	GAMES	SCHEDULE	OF SCHEDULE	RPI	RPI	RPI	RPI
DIV. I ONLY	6- 4	116	6- 4	290	144	170	170	14	14
DIV. I NON-CONF.	6- 4	116	6- 4	293	146	170	170	14	14
TOTALS	RPI 1-25	RPI 26-50	W-L RECORDS	RPI 51-100	RPI 101-150	RPI 150+			
6- 4	0- 1	0- 0	OVERALL	1- 0	0- 1	5- 2			
2- 1	0- 0	0- 0	HOME	1- 0	0- 1	1- 0			
3- 2	0- 1	0- 0	AWAY	0- 0	0- 0	3- 1			
1- 1	0- 0	0- 0	NEUTRAL	0- 0	0- 0	1- 1			
6- 4	0- 1	0- 0	NON-CONFERENCE	1- 0	0- 1	5- 2			
2- 1	0- 0	0- 0	HOME	1- 0	0- 1	1- 0			
3- 2	0- 1	0- 0	AWAY	0- 0	0- 0	3- 1			
1- 1	0- 0	0- 0	NEUTRAL	0- 0	0- 0	1- 1			
0- 0	0- 0	0- 0	CONFERENCE	0- 0	0- 0	0- 0			
0- 0	0- 0	0- 0	HOME	0- 0	0- 0	0- 0			
0- 0	0- 0	0- 0	AWAY	0- 0	0- 0	0- 0			
0- 0	0- 0	0- 0	NEUTRAL	0- 0	0- 0	0- 0			

RPI 1-25				RPI 26-50				RPI 51-100				RPI 101+ Team's RPI: 170			
RPI	S	Opponent	Score	RPI	S	Opponent	Score	RPI	S	Opponent	Score	RPI	S	Opponent	Score
8	A	Duke	54 88					81	H	St. Bonaventure	51 44	128	H	Siena	50 58
												156	H	Niagara	73 64
												172	A	Cornell	65 58
												251	N	Tulsa	77 87
												263	A	Saint Francis (PA)	88 80
												290	A	LIU Brooklyn	73 79
												301	A	Manhattan	68 58
												315	N	Illinois St.	68 60
LAST 12 Division I GAMES:															
315	N	Illinois St.	68 60	290	A	LIU Brooklyn	73 79								
251	N	Tulsa	77 87	301	A	Manhattan	68 58								
8	A	Duke	54 88	81	H	St. Bonaventure	51 44								
156	H	Niagara	73 64	172	A	Cornell	65 58								
263	A	Saint Francis (PA)	88 80												
128	H	Siena	50 58												

Non-Div I Games:

Buffalo

■ Loss,
■ Non-Conf,
■ S Site,
■ H Home
■ A Away
N Neutral

ButlerButler

Loss, Non-Conf, S Site, H Home A Away N Neutral

Average RPI Win:	184	WON-LOST	WINNING	LAST 10	STRENGTH OF	OPP. STRENGTH	TEAM	ADJ.	CONF.	ADJ CONF.
Average RPI Loss:	50	RECORD	PCT. RANK	GAMES	SCHEDULE	OF SCHEDULE	RPI	RPI	RPI	RPI
DIV. I ONLY	9- 2	36	8- 2	247	37	66	66	15	15	
DIV. I NON-CONF.	9- 2	36	9- 2	250	37	67	67	15	15	
TOTALS	RPI 1-25	RPI 26-50	W-L RECORDS	RPI 51-100	RPI 101-150	RPI 150+				
9- 2	0- 0	0- 1	OVERALL	2- 1	2- 0	5- 0				
6- 0	0- 0	0- 0	HOME	1- 0	2- 0	3- 0				
3- 2	0- 0	0- 1	AWAY	1- 1	0- 0	2- 0				
0- 0	0- 0	0- 0	NEUTRAL	0- 0	0- 0	0- 0				
9- 2	0- 0	0- 1	NON-CONFERENCE	2- 1	2- 0	5- 0				
6- 0	0- 0	0- 0	HOME	1- 0	2- 0	3- 0				
3- 2	0- 0	0- 1	AWAY	1- 1	0- 0	2- 0				
0- 0	0- 0	0- 0	NEUTRAL	0- 0	0- 0	0- 0				
0- 0	0- 0	0- 0	CONFERENCE	0- 0	0- 0	0- 0				
0- 0	0- 0	0- 0	HOME	0- 0	0- 0	0- 0				
0- 0	0- 0	0- 0	AWAY	0- 0	0- 0	0- 0				
0- 0	0- 0	0- 0	NEUTRAL	0- 0	0- 0	0- 0				

RPI 1-25				RPI 26-50				RPI 51-100				Team's RPI: 66	RPI 101+			
RPI	S	Opponent	Score	RPI	S	Opponent	Score	RPI	S	Opponent	Score		RPI	S	Opponent	Score
				40	A	Southern California	74 85	59	A	St. Mary's (CA)	63 73		121	H	Pepperdine	74 48
								88	H	Idaho	67 50		123	H	Montana St.	78 66
								91	A	BYU	63 54		151	A	San Diego St.	65 54
													241	H	Sacramento St.	81 66
													255	H	Portland	45 41
													259	H	Texas Southern	63 50
													330	A	Northern Ariz.	77 71
LAST 12 Division I GAMES:																
				151	A	San Diego St.	65 54	40	A	Southern California	74 85		121	H	Pepperdine	74 48
				330	A	Northern Ariz.	77 71	59	A	St. Mary's (CA)	63 73					
				91	A	BYU	63 54	259	H	Texas Southern	63 50					
				241	H	Sacramento St.	81 66	123	H	Montana St.	78 66					
				88	H	Idaho	67 50	255	H	Portland	45 41					

Non-Div I Games:

CSUN

■ Loss,
 ■ Non-Conf,
 ■ S Site,
 ■ H Home
 ■ A Away
 N Neutral

Average RPI Win:	277	WON-LOST	WINNING	LAST 10	STRENGTH OF	OPP. STRENGTH	TEAM	ADJ.	CONF.	ADJ CONF.
Average RPI Loss:	152	RECORD	PCT. RANK	GAMES	SCHEDULE	OF SCHEDULE	RPI	RPI	RPI	RPI
DIV. I ONLY	4- 7	223	4- 6	277	220	265	265	15	15	
DIV. I NON-CONF.	4- 7	223	4- 7	281	219	266	266	15	15	
TOTALS	RPI 1-25	RPI 26-50	W-L RECORDS	RPI 51-100	RPI 101-150	RPI 150+				
4- 7	0- 1	0- 0	OVERALL	0- 1	0- 2	4- 3				
2- 3	0- 0	0- 0	HOME	0- 1	0- 1	2- 1				
2- 4	0- 1	0- 0	AWAY	0- 0	0- 1	2- 2				
0- 0	0- 0	0- 0	NEUTRAL	0- 0	0- 0	0- 0				
4- 7	0- 1	0- 0	NON-CONFERENCE	0- 1	0- 2	4- 3				
2- 3	0- 0	0- 0	HOME	0- 1	0- 1	2- 1				
2- 4	0- 1	0- 0	AWAY	0- 0	0- 1	2- 2				
0- 0	0- 0	0- 0	NEUTRAL	0- 0	0- 0	0- 0				
0- 0	0- 0	0- 0	CONFERENCE	0- 0	0- 0	0- 0				
0- 0	0- 0	0- 0	HOME	0- 0	0- 0	0- 0				
0- 0	0- 0	0- 0	AWAY	0- 0	0- 0	0- 0				
0- 0	0- 0	0- 0	NEUTRAL	0- 0	0- 0	0- 0				

RPI 1-25				RPI 26-50				RPI 51-100				RPI 101+ Team's RPI: 265			
RPI	S	Opponent	Score	RPI	S	Opponent	Score	RPI	S	Opponent	Score	RPI	S	Opponent	Score
15	A	Fresno St.	56 67					59	H	St. Mary's (CA)	64 65	121	H	Pepperdine	69 76
												139	A	Colorado St.	63 65
												189	H	Dartmouth	61 74
												210	A	Santa Clara	79 73
												232	A	New Mexico	68 84
												255	H	Portland	76 67
												305	A	Loyola Marymount	87 79
												311	A	New Mexico St.	65 79
												338	H	A&M-Corpus Christi	63 48
LAST 12 Division I GAMES:															
139	A	Colorado St.	63 65	59	H	St. Mary's (CA)	64 65	210	A	Santa Clara	79 73	189	H	Dartmouth	61 74
232	A	New Mexico	68 84					338	H	A&M-Corpus Christi	63 48	121	H	Pepperdine	69 76
311	A	New Mexico St.	65 79					255	H	Portland	76 67				
305	A	Loyola Marymount	87 79												
15	A	Fresno St.	56 67												

Non-Div I Games:

Cal Poly

■ Loss,
 ■ Non-Conf,
 ■ S Site,
 ■ H Home
 ■ A Away
 N Neutral

Average RPI Win:	312	WON-LOST	WINNING	LAST 10	STRENGTH OF	OPP. STRENGTH	TEAM	ADJ.	CONF.	ADJ CONF.
Average RPI Loss:	106	RECORD	PCT. RANK	GAMES	SCHEDULE	OF SCHEDULE	RPI	RPI	RPI	RPI
DIV. I ONLY	4- 7	223	4- 6	211	261	234	234	15	15	
DIV. I NON-CONF.	4- 7	223	4- 7	214	261	236	236	15	15	
TOTALS	RPI 1-25	RPI 26-50	W-L RECORDS	RPI 51-100	RPI 101-150	RPI 150+				
4- 7	0- 1	0- 0	OVERALL	0- 3	0- 2	4- 1				
1- 3	0- 0	0- 0	HOME	0- 1	0- 1	1- 1				
3- 3	0- 1	0- 0	AWAY	0- 2	0- 0	3- 0				
0- 1	0- 0	0- 0	NEUTRAL	0- 0	0- 1	0- 0				
4- 7	0- 1	0- 0	NON-CONFERENCE	0- 3	0- 2	4- 1				
1- 3	0- 0	0- 0	HOME	0- 1	0- 1	1- 1				
3- 3	0- 1	0- 0	AWAY	0- 2	0- 0	3- 0				
0- 1	0- 0	0- 0	NEUTRAL	0- 0	0- 1	0- 0				
0- 0	0- 0	0- 0	CONFERENCE	0- 0	0- 0	0- 0				
0- 0	0- 0	0- 0	HOME	0- 0	0- 0	0- 0				
0- 0	0- 0	0- 0	AWAY	0- 0	0- 0	0- 0				
0- 0	0- 0	0- 0	NEUTRAL	0- 0	0- 0	0- 0				

RPI 1-25				RPI 26-50				RPI 51-100				RPI 101+				Team's RPI: 234	
RPI	S	Opponent	Score	RPI	S	Opponent	Score	RPI	S	Opponent	Score	RPI	S	Opponent	Score		
15	A	Fresno St.	52 57					62	A	South Dakota	50 86	123	H	Montana St.	47 63		
								85	H	Albany (NY)	49 71	149	N	Eastern Mich.	74 78		
								94	A	San Diego	54 60	211	H	Villanova	43 50		
												285	A	Weber St.	70 68		
												307	H	North Dakota St.	86 79		
												311	A	New Mexico St.	66 51		
												344	A	Denver	78 61		
LAST 12 Division I GAMES:																	
				85	H	Albany (NY)	49 71					344	A	Denver	78 61		
				307	H	North Dakota St.	86 79					311	A	New Mexico St.	66 51		
				15	A	Fresno St.	52 57					149	N	Eastern Mich.	74 78		
				62	A	South Dakota	50 86					285	A	Weber St.	70 68		
				123	H	Montana St.	47 63					211	H	Villanova	43 50		
												94	A	San Diego	54 60		

Non-Div I Games:

Cal St. Fullerton

■ Loss,
 ■ Non-Conf,
 ■ S Site,
 ■ H Home
 ■ A Away
 N Neutral

California

Through Games Of Dec. 21, 2014

Average RPI Win:	144	WON-LOST	WINNING	LAST 10	STRENGTH OF	OPP. STRENGTH	TEAM	ADJ.	CONF.	ADJ CONF.
Average RPI Loss:	39	RECORD	PCT. RANK	GAMES	SCHEDULE	OF SCHEDULE	RPI	RPI	RPI	RPI
DIV. I ONLY	7- 3	78	1- 0	15	71	26	26	3	3	
DIV. I NON-CONF.	7- 3	79	1- 0	17	72	26	26	3	3	
TOTALS	RPI 1-25	RPI 26-50	W-L RECORDS	RPI 51-100	RPI 101-150	RPI 150+				
7- 3	0- 2	0- 0	OVERALL	3- 1	1- 0	3- 0				
4- 1	0- 1	0- 0	HOME	1- 0	1- 0	2- 0				
2- 2	0- 1	0- 0	AWAY	1- 1	0- 0	1- 0				
1- 0	0- 0	0- 0	NEUTRAL	1- 0	0- 0	0- 0				
7- 3	0- 2	0- 0	NON-CONFERENCE	3- 1	1- 0	3- 0				
4- 1	0- 1	0- 0	HOME	1- 0	1- 0	2- 0				
2- 2	0- 1	0- 0	AWAY	1- 1	0- 0	1- 0				
1- 0	0- 0	0- 0	NEUTRAL	1- 0	0- 0	0- 0				
0- 0	0- 0	0- 0	CONFERENCE	0- 0	0- 0	0- 0				
0- 0	0- 0	0- 0	HOME	0- 0	0- 0	0- 0				
0- 0	0- 0	0- 0	AWAY	0- 0	0- 0	0- 0				
0- 0	0- 0	0- 0	NEUTRAL	0- 0	0- 0	0- 0				

RPI 1-25				RPI 26-50				RPI 51-100				RPI 101+			
RPI	S	Opponent	Score	RPI	S	Opponent	Score	RPI	S	Opponent	Score	RPI	S	Opponent	Score
14	H	Louisville	57 70					61	H	Creighton	94 69	145	H	San Jose St.	110 87
25	A	Long Beach St.	56 58					79	A	Kansas	39 62	157	A	Hawaii	79 72
								86	A	Pacific	84 64	216	H	Nevada	76 54
								100	N	Missouri	82 70	241	H	Sacramento St.	107 94
LAST 12 Division I GAMES:															
61	H	Creighton	94 69	145	H	San Jose St.	110 87								
14	H	Louisville	57 70	100	N	Missouri	82 70								
25	A	Long Beach St.	56 58	157	A	Hawaii	79 72								
79	A	Kansas	39 62	216	H	Nevada	76 54								
241	H	Sacramento St.	107 94	86	A	Pacific	84 64								

Non-Div I Games:

California

Loss,
Non-Conf, S Site,
H Home
A Away
N Neutral

Average RPI Win:	319	WON-LOST	WINNING	LAST 10	STRENGTH OF	OPP. STRENGTH	TEAM	ADJ.	CONF.	ADJ CONF.
Average RPI Loss:	173	RECORD	PCT. RANK	GAMES	SCHEDULE	OF SCHEDULE	RPI	RPI	RPI	RPI
DIV. I ONLY	4- 5	186	4- 5	346	256	313	313	30	30	
DIV. I NON-CONF.	3- 4	193	3- 4	340	243	314	314	30	30	
TOTALS	RPI 1-25	RPI 26-50	W-L RECORDS	RPI 51-100	RPI 101-150	RPI 150+				
4- 5	0- 0	0- 1	OVERALL	0- 1	0- 1	4- 2				
2- 1	0- 0	0- 0	HOME	0- 1	0- 0	2- 0				
1- 4	0- 0	0- 1	AWAY	0- 0	0- 1	1- 2				
1- 0	0- 0	0- 0	NEUTRAL	0- 0	0- 0	1- 0				
3- 4	0- 0	0- 1	NON-CONFERENCE	0- 1	0- 0	3- 2				
2- 1	0- 0	0- 0	HOME	0- 1	0- 0	2- 0				
0- 3	0- 0	0- 1	AWAY	0- 0	0- 0	0- 2				
1- 0	0- 0	0- 0	NEUTRAL	0- 0	0- 0	1- 0				
1- 1	0- 0	0- 0	CONFERENCE	0- 0	0- 1	1- 0				
0- 0	0- 0	0- 0	HOME	0- 0	0- 0	0- 0				
1- 1	0- 0	0- 0	AWAY	0- 0	0- 1	1- 0				
0- 0	0- 0	0- 0	NEUTRAL	0- 0	0- 0	0- 0				

RPI	S	Opponent	Score	RPI	S	Opponent	Score	RPI	S	Opponent	Score	RPI	S	Opponent	Score	Team's RPI: 313
48	A	Stetson	63 76	95	H	Elon	51 77	135	A	Winthrop	59 61	261	N	Bethune-Cookman	66 55	
								271	A	Western Caro.	57 67	316	A	UNCW	80 89	
								325	H	N.C. Central	65 60	340	H	Mt. St. Mary's	60 42	
								349	A	Charleston So.	69 65					
LAST 12 Division I GAMES:																
48	A	Stetson	63 76	261	N	Bethune-Cookman	66 55	316	A	UNCW	80 89					
95	H	Elon	51 77	325	H	N.C. Central	65 60									
349	A	Charleston So.	69 65													
135	A	Winthrop	59 61													
271	A	Western Caro.	57 67													
340	H	Mt. St. Mary's	60 42													

Non-Div I Games: Pfeiffer 89 61 Brevard 72 51

Campbell

Loss, Non-Conf, S Site, H Home A Away N Neutral

Average RPI Win:	299	WON-LOST	WINNING	LAST 10	STRENGTH OF	OPP. STRENGTH	TEAM	ADJ.	CONF.	ADJ CONF.
Average RPI Loss:	77	RECORD	PCT. RANK	GAMES	SCHEDULE	OF SCHEDULE	RPI	RPI	RPI	RPI
DIV. I ONLY	4- 6	202	4- 6	233	114	238	238	20	20	
DIV. I NON-CONF.	2- 6	277	2- 6	103	90	199	199	17	17	
TOTALS	RPI 1-25	RPI 26-50	W-L RECORDS	RPI 51-100	RPI 101-150	RPI 150+				
4- 6	0- 1	0- 0	OVERALL	0- 4	0- 0	4- 1				
3- 2	0- 0	0- 0	HOME	0- 2	0- 0	3- 0				
1- 4	0- 1	0- 0	AWAY	0- 2	0- 0	1- 1				
0- 0	0- 0	0- 0	NEUTRAL	0- 0	0- 0	0- 0				
2- 6	0- 1	0- 0	NON-CONFERENCE	0- 4	0- 0	2- 1				
1- 2	0- 0	0- 0	HOME	0- 2	0- 0	1- 0				
1- 4	0- 1	0- 0	AWAY	0- 2	0- 0	1- 1				
0- 0	0- 0	0- 0	NEUTRAL	0- 0	0- 0	0- 0				
2- 0	0- 0	0- 0	CONFERENCE	0- 0	0- 0	2- 0				
2- 0	0- 0	0- 0	HOME	0- 0	0- 0	2- 0				
0- 0	0- 0	0- 0	AWAY	0- 0	0- 0	0- 0				
0- 0	0- 0	0- 0	NEUTRAL	0- 0	0- 0	0- 0				

RPI 1-25				RPI 26-50				RPI 51-100				RPI 101+ Team's RPI: 238			
RPI	S	Opponent	Score	RPI	S	Opponent	Score	RPI	S	Opponent	Score	RPI	S	Opponent	Score
21	A	Michigan	43 79					54	H	Youngstown St.	48 80	158	A	Bryant	68 71
								64	A	Syracuse	37 70	263	A	Saint Francis (PA)	87 74
								81	A	St. Bonaventure	46 62	283	H	Binghamton	91 75
								85	H	Albany (NY)	59 64	301	H	Manhattan	55 44
												347	H	Saint Peter's	75 50
LAST 12 Division I GAMES:															
347	H	Saint Peter's	75 50	21	A	Michigan	43 79	64	A	Syracuse	37 70	54	H	Youngstown St.	48 80
301	H	Manhattan	55 44	81	A	St. Bonaventure	46 62	283	H	Binghamton	91 75				
263	A	Saint Francis (PA)	87 74	158	A	Bryant	68 71								
85	H	Albany (NY)	59 64	81	A	St. Bonaventure	46 62								

Non-Div I Games:

Canisius

Average RPI Win: 311		WON-LOST	WINNING	LAST 10	STRENGTH OF	OPP. STRENGTH	TEAM	ADJ.	CONF.	ADJ CONF.
Average RPI Loss: 138		RECORD	PCT. RANK	GAMES	SCHEDULE	OF SCHEDULE	RPI	RPI	RPI	RPI
DIV. I ONLY		2- 5	267	2- 4	188	288	253	253	28	28
DIV. I NON-CONF.		2- 5	265	2- 5	192	288	255	255	28	28
TOTALS	RPI 1-25	RPI 26-50		W-L RECORDS		RPI 51-100	RPI 101-150	RPI 150+		
2- 5	0- 1	0- 0		OVERALL		0- 0	0- 2	2- 2		
0- 2	0- 0	0- 0		HOME		0- 0	0- 1	0- 1		
1- 2	0- 1	0- 0		AWAY		0- 0	0- 1	1- 0		
1- 1	0- 0	0- 0		NEUTRAL		0- 0	0- 0	1- 1		
2- 5	0- 1	0- 0		NON-CONFERENCE		0- 0	0- 2	2- 2		
0- 2	0- 0	0- 0		HOME		0- 0	0- 1	0- 1		
1- 2	0- 1	0- 0		AWAY		0- 0	0- 1	1- 0		
1- 1	0- 0	0- 0		NEUTRAL		0- 0	0- 0	1- 1		
0- 0	0- 0	0- 0		CONFERENCE		0- 0	0- 0	0- 0		
0- 0	0- 0	0- 0		HOME		0- 0	0- 0	0- 0		
0- 0	0- 0	0- 0		AWAY		0- 0	0- 0	0- 0		
0- 0	0- 0	0- 0		NEUTRAL		0- 0	0- 0	0- 0		

RPI 1-25				RPI 26-50				RPI 51-100				RPI 101+				Team's RPI: 253	
RPI	S	Opponent	Score	RPI	S	Opponent	Score	RPI	S	Opponent	Score	RPI	S	Opponent	Score		
17	A	Western Ky.	57 93									119	A	Georgia Tech	50 88		
												129	H	Jacksonville St.	54 63		
												177	N	Eastern Ky.	55 56		
												250	H	Southeast Mo. St.	46 48		
												304	N	Jackson St.	56 45		
												318	A	Alcorn	62 36		
LAST 12 Division I GAMES:																	
				17	A	Western Ky.	57 93	119	A	Georgia Tech	50 88						
								250	H	Southeast Mo. St.	46 48						
								318	A	Alcorn	62 36						
								129	H	Jacksonville St.	54 63						
								304	N	Jackson St.	56 45						
								177	N	Eastern Ky.	55 56						

Non-Div I Games:	Williams Baptist	73	57	Lyon	59	43	Blue Mountain	71	30	Central Baptist	72	39	Central Ark.
------------------	------------------	----	----	------	----	----	---------------	----	----	-----------------	----	----	--------------

■ Loss, ■ Non-Conf, S Site, H Home A Away N Neutral

Average RPI Win:	189	WON-LOST	WINNING	LAST 10	STRENGTH OF	OPP. STRENGTH	TEAM	ADJ.	CONF.	ADJ CONF.
Average RPI Loss:	130	RECORD	PCT. RANK	GAMES	SCHEDULE	OF SCHEDULE	RPI	RPI	RPI	RPI
DIV. I ONLY	4- 6	202	0- 1	56	289	141	141	29	29	
DIV. I NON-CONF.	4- 6	200	0- 1	61	289	140	140	29	29	
TOTALS	RPI 1-25	RPI 26-50	W-L RECORDS	RPI 51-100	RPI 101-150	RPI 150+				
4- 6	0- 0	0- 0	OVERALL	0- 0	2- 5	2- 1				
1- 4	0- 0	0- 0	HOME	0- 0	0- 3	1- 1				
3- 2	0- 0	0- 0	AWAY	0- 0	2- 0	1- 0				
0- 0	0- 0	0- 0	NEUTRAL	0- 0	0- 0	0- 0				
4- 6	0- 0	0- 0	NON-CONFERENCE	0- 0	2- 5	2- 1				
1- 4	0- 0	0- 0	HOME	0- 0	0- 3	1- 1				
3- 2	0- 0	0- 0	AWAY	0- 0	2- 2	1- 0				
0- 0	0- 0	0- 0	NEUTRAL	0- 0	0- 0	0- 0				
0- 0	0- 0	0- 0	CONFERENCE	0- 0	0- 0	0- 0				
0- 0	0- 0	0- 0	HOME	0- 0	0- 0	0- 0				
0- 0	0- 0	0- 0	AWAY	0- 0	0- 0	0- 0				
0- 0	0- 0	0- 0	NEUTRAL	0- 0	0- 0	0- 0				

RPI 1-25			RPI 26-50			RPI 51-100			RPI 101+			Team's RPI: 141
RPI	S	Opponent	Score	RPI	S	Opponent	Score	RPI	S	Opponent	Score	
								103	H	Maine	58	72
								111	A	Hofstra	71	66
								116	A	Rhode Island	46	58
								127	H	Hartford	63	75
								128	A	Siena	57	79
								144	A	UMass Lowell	81	58
								146	H	Fordham	36	72
								161	H	Army	60	74
								201	A	New Hampshire	64	58
								298	H	Vermont	77	75
LAST 12 Division I GAMES:												
146	H	Fordham	36	72	298	H	Vermont	77	75			
161	H	Army	60	74	144	A	UMass Lowell	81	58			
116	A	Rhode Island	46	58	128	A	Siena	57	79			
103	H	Maine	58	72	127	H	Hartford	63	75			
201	A	New Hampshire	64	58	111	A	Hofstra	71	66			

Non-Div I Games:

Central Conn. St.

Average RPI Win:	222	WON-LOST	WINNING	LAST 10	STRENGTH OF	OPP. STRENGTH	TEAM	ADJ.	CONF.	ADJ CONF.
Average RPI Loss:	44	RECORD	PCT. RANK	GAMES	SCHEDULE	OF SCHEDULE	RPI	RPI	RPI	RPI
DIV. I ONLY	4- 5	186	4- 5	22	152	96	96	14	14	
DIV. I NON-CONF.	4- 5	181	4- 5	24	154	97	97	14	14	
TOTALS	RPI 1-25	RPI 26-50	W-L RECORDS	RPI 51-100	RPI 101-150	RPI 150+				
4- 5	0- 3	0- 1	OVERALL	0- 0	0- 0	4- 1				
2- 1	0- 1	0- 0	HOME	0- 0	0- 0	2- 0				
0- 3	0- 1	0- 1	AWAY	0- 0	0- 0	0- 1				
2- 1	0- 1	0- 0	NEUTRAL	0- 0	0- 0	2- 0				
4- 5	0- 3	0- 1	NON-CONFERENCE	0- 0	0- 0	4- 1				
2- 1	0- 1	0- 0	HOME	0- 0	0- 0	2- 0				
0- 3	0- 1	0- 1	AWAY	0- 0	0- 0	0- 1				
2- 1	0- 1	0- 0	NEUTRAL	0- 0	0- 0	2- 0				
0- 0	0- 0	0- 0	CONFERENCE	0- 0	0- 0	0- 0				
0- 0	0- 0	0- 0	HOME	0- 0	0- 0	0- 0				
0- 0	0- 0	0- 0	AWAY	0- 0	0- 0	0- 0				
0- 0	0- 0	0- 0	NEUTRAL	0- 0	0- 0	0- 0				

RPI 1-25				RPI 26-50				RPI 51-100				Team's RPI: 96	RPI 101+			
RPI	S	Opponent	Score	RPI	S	Opponent	Score	RPI	S	Opponent	Score		RPI	S	Opponent	Score
3	H	Kentucky	68 71	38	A	Minnesota	64 67						152	A	Memphis	61 62
12	N	South Carolina	45 80										160	N	Richmond	61 56
13	A	Dayton	76 86										186	H	Massachusetts	72 70
													193	N	Oregon	73 67
													348	H	Delaware St.	91 63
LAST 12 Division I GAMES:																
12	N	South Carolina	45 80	38	A	Minnesota	64 67									
348	H	Delaware St.	91 63	3	H	Kentucky	68 71									
13	A	Dayton	76 86	186	H	Massachusetts	72 70									
152	A	Memphis	61 62													
193	N	Oregon	73 67													
160	N	Richmond	61 56													

Non-Div I Games:

Central Mich.

Average RPI Win: 0		WON-LOST	WINNING	LAST 10	STRENGTH OF	OPP. STRENGTH	TEAM	ADJ.	CONF.	ADJ CONF.
Average RPI Loss: 261		RECORD	PCT. RANK	GAMES	SCHEDULE	OF SCHEDULE	RPI	RPI	RPI	RPI
DIV. I ONLY		0- 7	337	0- 7	332	348	349	349	30	30
DIV. I NON-CONF.		0- 5	334	0- 5	309	327	347	347	30	30
TOTALS		RPI 1-25	RPI 26-50	W-L RECORDS	RPI 51-100	RPI 101-150	RPI 150+			
0- 7	0- 0		0- 0	OVERALL	0- 0	0- 1	0- 6			
0- 1	0- 0		0- 0	HOME	0- 0	0- 0	0- 1			
0- 5	0- 0		0- 0	AWAY	0- 0	0- 0	0- 5			
0- 1	0- 0		0- 0	NEUTRAL	0- 0	0- 1	0- 0			
0- 5	0- 0		0- 0	NON-CONFERENCE	0- 0	0- 1	0- 4			
0- 0	0- 0		0- 0	HOME	0- 0	0- 0	0- 0			
0- 4	0- 0		0- 0	AWAY	0- 0	0- 0	0- 4			
0- 1	0- 0		0- 0	NEUTRAL	0- 0	0- 1	0- 0			
0- 2	0- 0		0- 0	CONFERENCE	0- 0	0- 0	0- 2			
0- 1	0- 0		0- 0	HOME	0- 0	0- 0	0- 1			
0- 1	0- 0		0- 0	AWAY	0- 0	0- 0	0- 1			
0- 0	0- 0		0- 0	NEUTRAL	0- 0	0- 0	0- 0			

RPI 1-25				RPI 26-50				RPI 51-100				RPI 101+				Team's RPI: 349	
RPI	S	Opponent	Score	RPI	S	Opponent	Score	RPI	S	Opponent	Score	RPI	S	Opponent	Score		
												129	N	Jacksonville St.	43	70	
												182	A	Florida	64	92	
												208	A	Charlotte	43	75	
												313	H	Campbell	65	69	
												316	A	UNCW	70	80	
												336	A	Wofford	48	55	
												343	A	UNC Asheville	47	56	
LAST 12 Division I GAMES:																	
				343	A	UNC Asheville	47	56	316	A	UNCW	70	80				
				182	A	Florida	64	92	129	N	Jacksonville St.	43	70				
				336	A	Wofford	48	55	313	H	Campbell	65	69				
									208	A	Charlotte	43	75				

Non-Div I Games:	Clearwater	90	37	Montreat	86	34	Trinity Baptist	98	35
------------------	------------	----	----	----------	----	----	-----------------	----	----

Charleston So.

■ Loss, ■ Non-Conf, S Site, H Home A Away N Neutral

Average RPI Win:	212	WON-LOST	WINNING	LAST 10	STRENGTH OF	OPP. STRENGTH	TEAM	ADJ.	CONF.	ADJ CONF.
Average RPI Loss:	111	RECORD	PCT. RANK	GAMES	SCHEDULE	OF SCHEDULE	RPI	RPI	RPI	RPI
DIV. I ONLY	4- 7	223	3- 7	113	175	208	208	18	18	
DIV. I NON-CONF.	4- 7	223	4- 7	120	176	213	213	19	19	
TOTALS	RPI 1-25	RPI 26-50	W-L RECORDS	RPI 51-100	RPI 101-150	RPI 150+				
4- 7	0- 2	0- 0	OVERALL	0- 2	1- 0	3- 3				
3- 2	0- 0	0- 0	HOME	0- 2	0- 0	3- 0				
1- 2	0- 1	0- 0	AWAY	0- 0	1- 0	0- 1				
0- 3	0- 1	0- 0	NEUTRAL	0- 0	0- 0	0- 2				
4- 7	0- 2	0- 0	NON-CONFERENCE	0- 2	1- 0	3- 3				
3- 2	0- 0	0- 0	HOME	0- 2	0- 0	3- 0				
1- 2	0- 1	0- 0	AWAY	0- 0	1- 0	0- 1				
0- 3	0- 1	0- 0	NEUTRAL	0- 0	0- 0	0- 2				
0- 0	0- 0	0- 0	CONFERENCE	0- 0	0- 0	0- 0				
0- 0	0- 0	0- 0	HOME	0- 0	0- 0	0- 0				
0- 0	0- 0	0- 0	AWAY	0- 0	0- 0	0- 0				
0- 0	0- 0	0- 0	NEUTRAL	0- 0	0- 0	0- 0				

RPI 1-25				RPI 26-50				RPI 51-100				RPI 101+ Team's RPI: 208			
RPI	S	Opponent	Score	RPI	S	Opponent	Score	RPI	S	Opponent	Score	RPI	S	Opponent	Score
12	A	South Carolina	61 82					68	H	North Carolina St.	63 70	108	A	Liberty	79 77
16	N	Princeton	43 73					95	H	Elon	54 67	169	H	Presbyterian	66 50
												187	N	Wake Forest	58 65
												191	A	Ball St.	66 76
												206	N	Montana	58 67
												222	H	Davidson	86 51
												349	H	Charleston So.	75 43
LAST 12 Division I GAMES:															
222	H	Davidson	86 51	349	H	Charleston So.	75 43	12	A	South Carolina	61 82				
169	H	Presbyterian	66 50	16	N	Princeton	43 73	187	N	Wake Forest	58 65				
191	A	Ball St.	66 76	206	N	Montana	58 67	95	H	Elon	54 67				
68	H	North Carolina St.	63 70												
108	A	Liberty	79 77												

Non-Div I Games:

Charlotte

 Loss,
 Non-Conf,
 S Site,
 H Home
 A Away
N Neutral

Chattanooga

Through Games Of Dec. 21, 2014

Average RPI Win:	181	WON-LOST	WINNING	LAST 10	STRENGTH OF	OPP. STRENGTH	TEAM	ADJ.	CONF.	ADJ CONF.
Average RPI Loss:	38	RECORD	PCT. RANK	GAMES	SCHEDULE	OF SCHEDULE	RPI	RPI	RPI	RPI
DIV. I ONLY	9- 3	59	8- 2	207	10	77	77	17	17	
DIV. I NON-CONF.	9- 3	60	9- 3	209	10	78	78	18	18	
TOTALS	RPI 1-25	RPI 26-50	W-L RECORDS	RPI 51-100	RPI 101-150	RPI 150+				
9- 3	1- 1	1- 1	OVERALL	0- 1	1- 0	6- 0				
6- 1	1- 0	1- 1	HOME	0- 0	0- 0	4- 0				
3- 2	0- 1	0- 0	AWAY	0- 1	1- 0	2- 0				
0- 0	0- 0	0- 0	NEUTRAL	0- 0	0- 0	0- 0				
9- 3	1- 1	1- 1	NON-CONFERENCE	0- 1	1- 0	6- 0				
6- 1	1- 0	1- 1	HOME	0- 0	0- 0	4- 0				
3- 2	0- 1	0- 0	AWAY	0- 1	1- 0	2- 0				
0- 0	0- 0	0- 0	NEUTRAL	0- 0	0- 0	0- 0				
0- 0	0- 0	0- 0	CONFERENCE	0- 0	0- 0	0- 0				
0- 0	0- 0	0- 0	HOME	0- 0	0- 0	0- 0				
0- 0	0- 0	0- 0	AWAY	0- 0	0- 0	0- 0				
0- 0	0- 0	0- 0	NEUTRAL	0- 0	0- 0	0- 0				

RPI 1-25				RPI 26-50				RPI 51-100				Team's RPI: 77	RPI 101+			
RPI	S	Opponent	Score	RPI	S	Opponent	Score	RPI	S	Opponent	Score		RPI	S	Opponent	Score
1	A	Notre Dame	53 88	29	H	Stanford	54 46	72	A	Arkansas St.	52 57		142	A	Belmont	60 48
18	H	Tennessee	67 63	42	H	South Fla.	57 59						195	A	Butler	76 47
													211	H	Villanova	49 45
													221	H	N.C. A&T	58 43
													225	A	UT Martin	65 54
													284	H	Austin Peay	76 65
													302	H	Morgan St.	55 40
LAST 12 Division I GAMES:																
221	H	N.C. A&T	58 43	142	A	Belmont	60 48									
302	H	Morgan St.	55 40	72	A	Arkansas St.	52 57									
29	H	Stanford	54 46	18	H	Tennessee	67 63									
225	A	UT Martin	65 54	284	H	Austin Peay	76 65									
42	H	South Fla.	57 59	1	A	Notre Dame	53 88									
211	H	Villanova	49 45	195	A	Butler	76 47									

Non-Div I Games:

Chattanooga

■ Loss,
 ■ Non-Conf, S Site,
 ■ Home
 ■ Away
 N Neutral

Average RPI Win:	326	WON-LOST	WINNING	LAST 10	STRENGTH OF	OPP. STRENGTH	TEAM	ADJ.	CONF.	ADJ CONF.
Average RPI Loss:	182	RECORD	PCT. RANK	GAMES	SCHEDULE	OF SCHEDULE	RPI	RPI	RPI	RPI
DIV. I ONLY	1- 9	329	1- 8	273	291	333	333	33	33	
DIV. I NON-CONF.	1- 9	329	1- 9	275	291	333	333	33	33	
TOTALS	RPI 1-25	RPI 26-50	W-L RECORDS	RPI 51-100	RPI 101-150	RPI 150+				
1- 9	0- 0	0- 1	OVERALL	0- 1	0- 2	1- 5				
0- 6	0- 0	0- 1	HOME	0- 1	0- 1	0- 3				
1- 3	0- 0	0- 0	AWAY	0- 0	0- 0	1- 0				
0- 0	0- 0	0- 0	NEUTRAL	0- 0	0- 0	0- 0				
1- 9	0- 0	0- 1	NON-CONFERENCE	0- 1	0- 2	1- 5				
0- 6	0- 0	0- 1	HOME	0- 1	0- 1	0- 3				
1- 3	0- 0	0- 0	AWAY	0- 0	0- 1	1- 2				
0- 0	0- 0	0- 0	NEUTRAL	0- 0	0- 0	0- 0				
0- 0	0- 0	0- 0	CONFERENCE	0- 0	0- 0	0- 0				
0- 0	0- 0	0- 0	HOME	0- 0	0- 0	0- 0				
0- 0	0- 0	0- 0	AWAY	0- 0	0- 0	0- 0				
0- 0	0- 0	0- 0	NEUTRAL	0- 0	0- 0	0- 0				

RPI 1-25				RPI 26-50				RPI 51-100				RPI 101+				Team's RPI: 333	
RPI	S	Opponent	Score	RPI	S	Opponent	Score	RPI	S	Opponent	Score	RPI	S	Opponent	Score		
				43	H	Northwestern	48 102	99	H	Western Mich.	43 73	107	H	DePaul	34 87		
												136	A	Ill.-Chicago	44 70		
												204	H	IPFW	62 79		
												230	H	Western Ill.	55 90		
												256	A	Oakland	40 66		
												262	A	Milwaukee	47 69		
												304	H	Jackson St.	60 70		
												326	A	Bradley	62 59		
LAST 12 Division I GAMES:																	
				262	A	Milwaukee	47 69	204	H	IPFW	62 79						
				326	A	Bradley	62 59	99	H	Western Mich.	43 73						
				136	A	Ill.-Chicago	44 70	304	H	Jackson St.	60 70						
				107	H	DePaul	34 87	256	A	Oakland	40 66						
								230	H	Western Ill.	55 90						
								43	H	Northwestern	48 102						

Non-Div I Games: St. Joseph's (IN) 61 58

Chicago St.

Loss, Non-Conf, S Site, H Home A Away N Neutral

Average RPI Win:	213	WON-LOST	WINNING	LAST 10	STRENGTH OF	OPP. STRENGTH	TEAM	ADJ.	CONF.	ADJ CONF.
Average RPI Loss:	149	RECORD	PCT. RANK	GAMES	SCHEDULE	OF SCHEDULE	RPI	RPI	RPI	RPI
DIV. I ONLY	2- 8	291	0- 1	210	188	303	303	9	9	
DIV. I NON-CONF.	2- 8	289	0- 1	213	188	306	306	9	9	
TOTALS	RPI 1-25	RPI 26-50	W-L RECORDS	RPI 51-100	RPI 101-150	RPI 150+				
2- 8	0- 0	0- 0	OVERALL	0- 2	1- 3	1- 3				
2- 1	0- 0	0- 0	HOME	0- 0	1- 1	1- 0				
0- 5	0- 0	0- 0	AWAY	0- 1	0- 1	0- 3				
0- 2	0- 0	0- 0	NEUTRAL	0- 1	0- 1	0- 0				
2- 8	0- 0	0- 0	NON-CONFERENCE	0- 2	1- 3	1- 3				
2- 1	0- 0	0- 0	HOME	0- 0	1- 1	1- 0				
0- 5	0- 0	0- 0	AWAY	0- 1	0- 1	0- 3				
0- 2	0- 0	0- 0	NEUTRAL	0- 1	0- 1	0- 0				
0- 0	0- 0	0- 0	CONFERENCE	0- 0	0- 0	0- 0				
0- 0	0- 0	0- 0	HOME	0- 0	0- 0	0- 0				
0- 0	0- 0	0- 0	AWAY	0- 0	0- 0	0- 0				
0- 0	0- 0	0- 0	NEUTRAL	0- 0	0- 0	0- 0				

RPI 1-25			RPI 26-50			RPI 51-100			RPI 101+			Team's RPI: 303
RPI	S	Opponent	Score	RPI	S	Opponent	Score	RPI	S	Opponent	Score	
						61 N Creighton	52 63	104 A Iowa St.		54 85		
						84 A UCLA	58 66	140 H Xavier		71 72		
								145 N San Jose St.		54 79		
								147 H Delaware		67 59		
								200 A Northern Ky.		52 66		
								225 A UT Martin		61 62		
								233 A Bowling Green		55 66		
								278 H Ark.-Pine Bluff		73 57		
LAST 12 Division I GAMES:												
145 N		San Jose St.	54 79	61 N		Creighton	52 63					
147 H		Delaware	67 59	104 A		Iowa St.	54 85					
200 A		Northern Ky.	52 66	225 A		UT Martin	61 62					
140 H		Xavier	71 72	278 H		Ark.-Pine Bluff	73 57					
233 A		Bowling Green	55 66									
84 A		UCLA	58 66									

Non-Div I Games:

Cincinnati

Average RPI Win:	222	WON-LOST	WINNING	LAST 10	STRENGTH OF	OPP. STRENGTH	TEAM	ADJ.	CONF.	ADJ CONF.
Average RPI Loss:	33	RECORD	PCT. RANK	GAMES	SCHEDULE	OF SCHEDULE	RPI	RPI	RPI	RPI
DIV. I ONLY	7- 5	130	5- 5	74	105	106	106	2	2	
DIV. I NON-CONF.	7- 5	132	7- 5	83	105	110	110	2	2	
TOTALS	RPI 1-25	RPI 26-50	W-L RECORDS	RPI 51-100	RPI 101-150	RPI 150+				
7- 5	0- 2	0- 3	OVERALL	2- 0	0- 0	5- 0				
7- 0	0- 0	0- 0	HOME	2- 0	0- 0	5- 0				
0- 2	0- 2	0- 0	AWAY	0- 0	0- 0	0- 0				
0- 3	0- 0	0- 3	NEUTRAL	0- 0	0- 0	0- 0				
7- 5	0- 2	0- 3	NON-CONFERENCE	2- 0	0- 0	5- 0				
7- 0	0- 0	0- 0	HOME	2- 0	0- 0	5- 0				
0- 2	0- 2	0- 0	AWAY	0- 0	0- 0	0- 0				
0- 3	0- 0	0- 3	NEUTRAL	0- 0	0- 0	0- 0				
0- 0	0- 0	0- 0	CONFERENCE	0- 0	0- 0	0- 0				
0- 0	0- 0	0- 0	HOME	0- 0	0- 0	0- 0				
0- 0	0- 0	0- 0	AWAY	0- 0	0- 0	0- 0				
0- 0	0- 0	0- 0	NEUTRAL	0- 0	0- 0	0- 0				

RPI 1-25				RPI 26-50				RPI 51-100				RPI 101+ Team's RPI: 106			
RPI	S	Opponent	Score	RPI	S	Opponent	Score	RPI	S	Opponent	Score	RPI	S	Opponent	Score
12	A	South Carolina	41 99	39	N	FGCU	61 86	71	H	Furman	79 69	218	H	Troy	82 73
22	A	Middle Tenn.	28 69	44	N	Wichita St.	48 63	98	H	North Dakota	72 67	254	H	UNC Greensboro	80 51
				50	N	Ohio St.	77 86					282	H	South Carolina St.	66 57
												300	H	Tennessee Tech	76 61
												328	H	Longwood	72 56
LAST 12 Division I GAMES:															
98	H	North Dakota	72 67	282	H	South Carolina St.	66 57								
300	H	Tennessee Tech	76 61	328	H	Longwood	72 56								
22	A	Middle Tenn.	28 69	71	H	Furman	79 69								
44	N	Wichita St.	48 63	12	A	South Carolina	41 99								
39	N	FGCU	61 86	218	H	Troy	82 73								
50	N	Ohio St.	77 86	254	H	UNC Greensboro	80 51								

Non-Div I Games:

Clemson

Average RPI Win:	176	WON-LOST	WINNING	LAST 10	STRENGTH OF	OPP. STRENGTH	TEAM	ADJ.	CONF.	ADJ CONF.
Average RPI Loss:	143	RECORD	PCT. RANK	GAMES	SCHEDULE	OF SCHEDULE	RPI	RPI	RPI	RPI
DIV. I ONLY	6- 4	116	5- 4	190	163	125	125	10	10	
DIV. I NON-CONF.	6- 4	116	6- 4	194	165	127	127	10	10	
TOTALS	RPI 1-25	RPI 26-50	W-L RECORDS	RPI 51-100	RPI 101-150	RPI 150+				
6- 4	0- 0	0- 1	OVERALL	2- 0	1- 1	3- 2				
4- 1	0- 0	0- 0	HOME	2- 0	1- 0	1- 1				
2- 3	0- 0	0- 1	AWAY	0- 0	0- 1	2- 1				
0- 0	0- 0	0- 0	NEUTRAL	0- 0	0- 0	0- 0				
6- 4	0- 0	0- 1	NON-CONFERENCE	2- 0	1- 1	3- 2				
4- 1	0- 0	0- 0	HOME	2- 0	1- 0	1- 1				
2- 3	0- 0	0- 1	AWAY	0- 0	0- 1	2- 1				
0- 0	0- 0	0- 0	NEUTRAL	0- 0	0- 0	0- 0				
0- 0	0- 0	0- 0	CONFERENCE	0- 0	0- 0	0- 0				
0- 0	0- 0	0- 0	HOME	0- 0	0- 0	0- 0				
0- 0	0- 0	0- 0	AWAY	0- 0	0- 0	0- 0				
0- 0	0- 0	0- 0	NEUTRAL	0- 0	0- 0	0- 0				

RPI 1-25				RPI 26-50				RPI 51-100				RPI 101+				Team's RPI: 125
RPI	S	Opponent	Score	RPI	S	Opponent	Score	RPI	S	Opponent	Score	RPI	S	Opponent	Score	
				38	A	Minnesota	76 93	60	H	Toledo	81 71	142	H	Belmont	89 86	
								82	H	East Carolina	59 57	149	A	Eastern Mich.	68 71	
												155	A	Morehead St.	80 72	
												156	H	Niagara	58 76	
												229	A	Fla. Atlantic	74 79	
												292	H	Kent St.	69 67	
												322	A	FIU	73 65	
LAST 12 Division I GAMES:																
				142	H	Belmont	89 86	155	A	Morehead St.	80 72					
				292	H	Kent St.	69 67	156	H	Niagara	58 76					
				82	H	East Carolina	59 57	38	A	Minnesota	76 93					
				149	A	Eastern Mich.	68 71	60	H	Toledo	81 71					
				322	A	FIU	73 65									
				229	A	Fla. Atlantic	74 79									

Non-Div I Games: Notre Dame (OH) 83 67

Cleveland St.

■ Loss,
 ■ Non-Conf, S Site,
 ■ Home
 ■ Away
 N Neutral

Average RPI Win:	253	WON-LOST	WINNING	LAST 10	STRENGTH OF	OPP. STRENGTH	TEAM	ADJ.	CONF.	ADJ CONF.
Average RPI Loss:	144	RECORD	PCT. RANK	GAMES	SCHEDULE	OF SCHEDULE	RPI	RPI	RPI	RPI
DIV. I ONLY	3- 3	155	3- 3	335	81	279	279	30	30	
DIV. I NON-CONF.	2- 3	200	2- 3	335	94	324	324	30	30	
TOTALS	RPI 1-25	RPI 26-50	W-L RECORDS	RPI 51-100	RPI 101-150	RPI 150+				
3- 3	0- 0	0- 0	OVERALL	0- 2	0- 0	3- 1				
2- 1	0- 0	0- 0	HOME	0- 1	0- 0	2- 0				
1- 1	0- 0	0- 0	AWAY	0- 1	0- 0	1- 0				
0- 1	0- 0	0- 0	NEUTRAL	0- 0	0- 0	0- 1				
2- 3	0- 0	0- 0	NON-CONFERENCE	0- 2	0- 0	2- 1				
2- 1	0- 0	0- 0	HOME	0- 1	0- 0	2- 0				
0- 1	0- 0	0- 0	AWAY	0- 1	0- 0	0- 0				
0- 1	0- 0	0- 0	NEUTRAL	0- 0	0- 0	0- 1				
1- 0	0- 0	0- 0	CONFERENCE	0- 0	0- 0	1- 0				
0- 0	0- 0	0- 0	HOME	0- 0	0- 0	0- 0				
1- 0	0- 0	0- 0	AWAY	0- 0	0- 0	1- 0				
0- 0	0- 0	0- 0	NEUTRAL	0- 0	0- 0	0- 0				

RPI 1-25			RPI 26-50			RPI 51-100			RPI 101+			Team's RPI: 279
RPI	S	Opponent	Score	RPI	S	Opponent	Score	RPI	S	Opponent	Score	
						71	A Furman	56	90	204	H IPFW	90 63
						97	H Marshall	65	77	231	A Radford	75 42
										263	N Saint Francis (PA)	72 75
										325	H N.C. Central	67 52
LAST 12 Division I GAMES:												
						97	H Marshall	65	77	263	N Saint Francis (PA)	72 75
						204	H IPFW	90	63	325	H N.C. Central	67 52
										231	A Radford	75 42
										71	A Furman	56 90

Non-Div I Games: Barber-Scotia 121 32 UNC Pembroke 64 48 Johnson & Wales (NC) 13 34 Pfeiffer 69 62 Coastal Caro.

Average RPI Win:	159	WON-LOST	WINNING	LAST 10	STRENGTH OF	OPP. STRENGTH	TEAM	ADJ.	CONF.	ADJ CONF.
Average RPI Loss:	120	RECORD	PCT. RANK	GAMES	SCHEDULE	OF SCHEDULE	RPI	RPI	RPI	RPI
DIV. I ONLY	1- 8	326	0- 1	18	229	224	224	11	11	
DIV. I NON-CONF.	1- 8	326	0- 1	20	227	227	227	11	11	
TOTALS	RPI 1-25	RPI 26-50	W-L RECORDS	RPI 51-100	RPI 101-150	RPI 150+				
1- 8	0- 1	0- 2	OVERALL	0- 2	0- 0	1- 3				
1- 1	0- 0	0- 0	HOME	0- 0	0- 0	1- 1				
0- 4	0- 0	0- 1	AWAY	0- 2	0- 0	0- 1				
0- 3	0- 1	0- 1	NEUTRAL	0- 0	0- 0	0- 1				
1- 8	0- 1	0- 2	NON-CONFERENCE	0- 2	0- 0	1- 3				
1- 1	0- 0	0- 0	HOME	0- 0	0- 0	1- 1				
0- 4	0- 0	0- 1	AWAY	0- 2	0- 0	0- 1				
0- 3	0- 1	0- 1	NEUTRAL	0- 0	0- 0	0- 1				
0- 0	0- 0	0- 0	CONFERENCE	0- 0	0- 0	0- 0				
0- 0	0- 0	0- 0	HOME	0- 0	0- 0	0- 0				
0- 0	0- 0	0- 0	AWAY	0- 0	0- 0	0- 0				
0- 0	0- 0	0- 0	NEUTRAL	0- 0	0- 0	0- 0				

RPI 1-25				RPI 26-50				RPI 51-100				RPI 101+ Team's RPI: 224			
RPI	S	Opponent	Score	RPI	S	Opponent	Score	RPI	S	Opponent	Score	RPI	S	Opponent	Score
2	N	UConn	24 85	38	N	Minnesota	50 74	67	A	Kennesaw St.	61 68	159	H	Mercer	72 59
				42	A	South Fla.	47 67	82	A	East Carolina	55 68	211	N	Villanova	41 60
												254	H	UNC Greensboro	68 70
												263	A	George Mason	61 71
LAST 12 Division I GAMES:															
211	N	Villanova	41 60	2	N	UConn	24 85	263	A	George Mason	61 71				
159	H	Mercer	72 59	42	A	South Fla.	47 67	82	A	East Carolina	55 68				
38	N	Minnesota	50 74	254	H	UNC Greensboro	68 70	67	A	Kennesaw St.	61 68				

Non-Div I Games:

Col. of Charleston

■ Loss,
■ Non-Conf,
■ S Site,
■ H Home
■ A Away
N Neutral

Average RPI Win:	283	WON-LOST	WINNING	LAST 10	STRENGTH OF	OPP. STRENGTH	TEAM	ADJ.	CONF.	ADJ CONF.
Average RPI Loss:	126	RECORD	PCT. RANK	GAMES	SCHEDULE	OF SCHEDULE	RPI	RPI	RPI	RPI
DIV. I ONLY	1- 9	329	1- 9	123	227	291	291	23	23	
DIV. I NON-CONF.	1- 9	329	1- 9	131	226	294	294	23	23	
TOTALS	RPI 1-25	RPI 26-50	W-L RECORDS	RPI 51-100	RPI 101-150	RPI 150+				
1- 9	0- 0	0- 1	OVERALL	0- 4	0- 1	1- 3				
1- 3	0- 0	0- 0	HOME	0- 1	0- 0	1- 2				
0- 6	0- 0	0- 1	AWAY	0- 3	0- 1	0- 1				
0- 0	0- 0	0- 0	NEUTRAL	0- 0	0- 0	0- 0				
1- 9	0- 0	0- 1	NON-CONFERENCE	0- 4	0- 1	1- 3				
1- 3	0- 0	0- 0	HOME	0- 1	0- 0	1- 2				
0- 6	0- 0	0- 1	AWAY	0- 3	0- 1	0- 1				
0- 0	0- 0	0- 0	NEUTRAL	0- 0	0- 0	0- 0				
0- 0	0- 0	0- 0	CONFERENCE	0- 0	0- 0	0- 0				
0- 0	0- 0	0- 0	HOME	0- 0	0- 0	0- 0				
0- 0	0- 0	0- 0	AWAY	0- 0	0- 0	0- 0				
0- 0	0- 0	0- 0	NEUTRAL	0- 0	0- 0	0- 0				

RPI S	Opponent	Score	RPI S	Opponent	Score	RPI S	Opponent	Score	RPI S	Opponent	Score	Team's RPI: 291
46	A Georgia	35 66	75	A Drexel	51 59	130	A Harvard	53 68				
			78	A Rutgers	44 60	172	H Cornell	66 74				
			81	A St. Bonaventure	49 65	176	A Monmouth	62 82				
			85	H Albany (NY)	48 67	283	H Binghamton	74 55				
						292	H Kent St.	61 62				
LAST 12 Division I GAMES:												
176	A Monmouth	62 82	292	H Kent St.	61 62							
283	H Binghamton	74 55	75	A Drexel	51 59							
85	H Albany (NY)	48 67	172	H Cornell	66 74							
81	A St. Bonaventure	49 65	130	A Harvard	53 68							
78	A Rutgers	44 60										
46	A Georgia	35 66										

Non-Div I Games:

Colgate

Average RPI Win:	184	WON-LOST	WINNING	LAST 10	STRENGTH OF	OPP. STRENGTH	TEAM	ADJ.	CONF.	ADJ CONF.
Average RPI Loss:	43	RECORD	PCT. RANK	GAMES	SCHEDULE	OF SCHEDULE	RPI	RPI	RPI	RPI
DIV. I ONLY	7- 3	78	2- 1	73	122	65	65	3	3	
DIV. I NON-CONF.	7- 3	79	2- 1	82	123	66	66	3	3	
TOTALS	RPI 1-25	RPI 26-50	W-L RECORDS	RPI 51-100	RPI 101-150	RPI 150+				
7- 3	0- 2	0- 0	OVERALL	2- 1	2- 0	3- 0				
6- 1	0- 1	0- 0	HOME	2- 0	2- 0	2- 0				
1- 2	0- 1	0- 0	AWAY	0- 1	0- 0	1- 0				
0- 0	0- 0	0- 0	NEUTRAL	0- 0	0- 0	0- 0				
7- 3	0- 2	0- 0	NON-CONFERENCE	2- 1	2- 0	3- 0				
6- 1	0- 1	0- 0	HOME	2- 0	2- 0	2- 0				
1- 2	0- 1	0- 0	AWAY	0- 1	0- 0	1- 0				
0- 0	0- 0	0- 0	NEUTRAL	0- 0	0- 0	0- 0				
0- 0	0- 0	0- 0	CONFERENCE	0- 0	0- 0	0- 0				
0- 0	0- 0	0- 0	HOME	0- 0	0- 0	0- 0				
0- 0	0- 0	0- 0	AWAY	0- 0	0- 0	0- 0				
0- 0	0- 0	0- 0	NEUTRAL	0- 0	0- 0	0- 0				

RPI 1-25				RPI 26-50				RPI 51-100				Team's RPI: 65	RPI 101+			
RPI	S	Opponent	Score	RPI	S	Opponent	Score	RPI	S	Opponent	Score		RPI	S	Opponent	Score
11	A	Iowa	63 78					72	H	Arkansas St.	80 69		139	H	Colorado St.	87 81
17	H	Western Ky.	78 79					98	H	North Dakota	68 59		145	H	San Jose St.	97 89
								100	A	Missouri	50 53		244	H	Wyoming	76 71
													246	H	Missouri St.	87 59
													344	A	Denver	77 49
LAST 12 Division I GAMES:																
244	H	Wyoming	76 71	72	H	Arkansas St.	80 69									
100	A	Missouri	50 53	17	H	Western Ky.	78 79									
11	A	Iowa	63 78	139	H	Colorado St.	87 81									
145	H	San Jose St.	97 89	98	H	North Dakota	68 59									
246	H	Missouri St.	87 59													
344	A	Denver	77 49													

Non-Div I Games:

Colorado

■ Loss,
 ■ Non-Conf, S Site,
 ■ Home
 ■ Away
 N Neutral

Average RPI Win:	245	WON-LOST	WINNING	LAST 10	STRENGTH OF	OPP. STRENGTH	TEAM	ADJ.	CONF.	ADJ CONF.
Average RPI Loss:	104	RECORD	PCT. RANK	GAMES	SCHEDULE	OF SCHEDULE	RPI	RPI	RPI	RPI
DIV. I ONLY	6- 3	90	6- 2	236	201	139	139	19	19	
DIV. I NON-CONF.	6- 3	91	6- 3	239	200	139	139	20	20	
TOTALS	RPI 1-25	RPI 26-50	W-L RECORDS	RPI 51-100	RPI 101-150	RPI 150+				
6- 3	0- 0	0- 0	OVERALL	0- 2	1- 0	5- 1				
4- 1	0- 0	0- 0	HOME	0- 0	0- 0	4- 1				
1- 2	0- 0	0- 0	AWAY	0- 2	1- 0	0- 0				
1- 0	0- 0	0- 0	NEUTRAL	0- 0	0- 0	1- 0				
6- 3	0- 0	0- 0	NON-CONFERENCE	0- 2	1- 0	5- 1				
4- 1	0- 0	0- 0	HOME	0- 0	0- 0	4- 1				
1- 2	0- 0	0- 0	AWAY	0- 2	1- 0	0- 0				
1- 0	0- 0	0- 0	NEUTRAL	0- 0	0- 0	1- 0				
0- 0	0- 0	0- 0	CONFERENCE	0- 0	0- 0	0- 0				
0- 0	0- 0	0- 0	HOME	0- 0	0- 0	0- 0				
0- 0	0- 0	0- 0	AWAY	0- 0	0- 0	0- 0				
0- 0	0- 0	0- 0	NEUTRAL	0- 0	0- 0	0- 0				

RPI 1-25			RPI 26-50			RPI 51-100			RPI 101+			Team's RPI: 139
RPI	S	Opponent	Score	RPI	S	Opponent	Score	RPI	S	Opponent	Score	
						65 A Colorado	81 87	133 A Drake			69 56	
						91 A BYU	58 69	157 H Hawaii			58 63	
								184 N TCU			76 62	
								229 H Fla. Atlantic			59 46	
								265 H Cal Poly			65 63	
								315 H Illinois St.			70 49	
								344 H Denver			81 61	
LAST 12 Division I GAMES:												
						65 A Colorado	81 87	265 H Cal Poly			65 63	
						184 N TCU	76 62	229 H Fla. Atlantic			59 46	
						315 H Illinois St.	70 49	344 H Denver			81 61	
						157 H Hawaii	58 63	91 A BYU			58 69	
								133 A Drake			69 56	

Non-Div I Games: South Dakota Mines 75 39 Colorado Mines 99 45

Colorado St.

Average RPI Win: 209		WON-LOST	WINNING	LAST 10	STRENGTH OF	OPP. STRENGTH	TEAM	ADJ.	CONF.	ADJ CONF.
Average RPI Loss: 182		RECORD	PCT. RANK	GAMES	SCHEDULE	OF SCHEDULE	RPI	RPI	RPI	RPI
DIV. I ONLY		4- 7	223	4- 6	222	312	295	295	12	12
DIV. I NON-CONF.		4- 7	223	4- 7	224	312	297	297	12	12
TOTALS	RPI 1-25	RPI 26-50		W-L RECORDS		RPI 51-100	RPI 101-150	RPI 150+		
4- 7	0- 0	0- 0		OVERALL		0- 1	2- 3	2- 3		
4- 4	0- 0	0- 0		HOME		0- 1	2- 1	2- 2		
0- 3	0- 0	0- 0		AWAY		0- 0	0- 2	0- 1		
0- 0	0- 0	0- 0		NEUTRAL		0- 0	0- 0	0- 0		
4- 7	0- 0	0- 0		NON-CONFERENCE		0- 1	2- 3	2- 3		
4- 4	0- 0	0- 0		HOME		0- 1	2- 1	2- 2		
0- 3	0- 0	0- 0		AWAY		0- 0	0- 2	0- 1		
0- 0	0- 0	0- 0		NEUTRAL		0- 0	0- 0	0- 0		
0- 0	0- 0	0- 0		CONFERENCE		0- 0	0- 0	0- 0		
0- 0	0- 0	0- 0		HOME		0- 0	0- 0	0- 0		
0- 0	0- 0	0- 0		AWAY		0- 0	0- 0	0- 0		
0- 0	0- 0	0- 0		NEUTRAL		0- 0	0- 0	0- 0		

RPI 1-25				RPI 26-50				RPI 51-100				RPI 101+				Team's RPI: 295	
RPI	S	Opponent	Score	RPI	S	Opponent	Score	RPI	S	Opponent	Score	RPI	S	Opponent	Score		
								67	H	Kennesaw St.	62	66	101	A	San Francisco	65	70
													102	H	Lafayette	72	65
													116	H	Rhode Island	79	69
													144	H	UMass Lowell	59	69
													145	A	San Jose St.	76	119
													214	H	Portland St.	66	71
													267	A	Stony Brook	68	82
													290	H	LIU Brooklyn	54	45
													326	H	Bradley	81	74
													335	H	UMBC	66	76
LAST 12 Division I GAMES:																	
								214	H	Portland St.	66	71					
								290	H	LIU Brooklyn	54	45					
								102	H	Lafayette	72	65					
								145	A	San Jose St.	76	119					
								101	A	San Francisco	65	70					
													335	H	UMBC	66	76
													144	H	UMass Lowell	59	69
													67	H	Kennesaw St.	62	66
													326	H	Bradley	81	74
													116	H	Rhode Island	79	69
													267	A	Stony Brook	68	82

Non-Div I Games:

Columbia

Loss, Non-Conf, S Site, H Home A Away N Neutral

Average RPI Win:	0	WON-LOST	WINNING	LAST 10	STRENGTH OF	OPP. STRENGTH	TEAM	ADJ.	CONF.	ADJ CONF.
Average RPI Loss:	152	RECORD	PCT. RANK	GAMES	SCHEDULE	OF SCHEDULE	RPI	RPI	RPI	RPI
DIV. I ONLY	0- 9	337	0- 9	69	279	296	296	32	32	
DIV. I NON-CONF.	0- 9	334	0- 9	75	278	298	298	31	31	
TOTALS	RPI 1-25	RPI 26-50	W-L RECORDS	RPI 51-100	RPI 101-150	RPI 150+				
0- 9	0- 0	0- 3	OVERALL	0- 1	0- 1	0- 4				
0- 2	0- 0	0- 1	HOME	0- 0	0- 0	0- 1				
0- 7	0- 0	0- 2	AWAY	0- 1	0- 1	0- 3				
0- 0	0- 0	0- 0	NEUTRAL	0- 0	0- 0	0- 0				
0- 9	0- 0	0- 3	NON-CONFERENCE	0- 1	0- 1	0- 4				
0- 2	0- 0	0- 1	HOME	0- 0	0- 0	0- 1				
0- 7	0- 0	0- 2	AWAY	0- 1	0- 1	0- 3				
0- 0	0- 0	0- 0	NEUTRAL	0- 0	0- 0	0- 0				
0- 0	0- 0	0- 0	CONFERENCE	0- 0	0- 0	0- 0				
0- 0	0- 0	0- 0	HOME	0- 0	0- 0	0- 0				
0- 0	0- 0	0- 0	AWAY	0- 0	0- 0	0- 0				
0- 0	0- 0	0- 0	NEUTRAL	0- 0	0- 0	0- 0				

RPI 1-25				RPI 26-50				RPI 51-100				RPI 101+				Team's RPI: 296	
RPI	S	Opponent	Score	RPI	S	Opponent	Score	RPI	S	Opponent	Score	RPI	S	Opponent	Score		
				31	A	West Virginia	43 83	68	A	North Carolina St.	61 81	124	A	Miami (FL)	54 70		
				41	H	Maryland	51 110					187	A	Wake Forest	54 65		
				46	A	Georgia	29 49					194	H	Robert Morris	58 75		
												335	A	UMBC	65 78		
												340	A	Mt. St. Mary's	65 81		
LAST 12 Division I GAMES:																	
				41	H	Maryland	51 110	31	A	West Virginia	43 83						
				124	A	Miami (FL)	54 70	46	A	Georgia	29 49						
				340	A	Mt. St. Mary's	65 81	194	H	Robert Morris	58 75						
								187	A	Wake Forest	54 65						
								335	A	UMBC	65 78						
								68	A	North Carolina St.	61 81						

Non-Div I Games: Virginia Union 68 54

Coppin St.

Average RPI Win: 175	WON-LOST	WINNING	LAST 10	STRENGTH OF	OPP. STRENGTH	TEAM	ADJ.	CONF.	ADJ CONF.
Average RPI Loss: 116	RECORD	PCT. RANK	GAMES	SCHEDULE	OF SCHEDULE	RPI	RPI	RPI	RPI
DIV. I ONLY	5- 4	136	5- 4	252	58	172	172	12	12
DIV. I NON-CONF.	5- 4	139	5- 4	255	58	172	172	12	12
TOTALS	RPI 1-25	RPI 26-50	W-L RECORDS	RPI 51-100	RPI 101-150	RPI 150+			
5- 4	0- 0	0- 0	OVERALL	1- 2	1- 1	3- 1			
3- 2	0- 0	0- 0	HOME	1- 0	0- 1	2- 1			
2- 2	0- 0	0- 0	AWAY	0- 2	1- 0	1- 0			
0- 0	0- 0	0- 0	NEUTRAL	0- 0	0- 0	0- 0			
5- 4	0- 0	0- 0	NON-CONFERENCE	1- 2	1- 1	3- 1			
3- 2	0- 0	0- 0	HOME	1- 0	0- 1	2- 1			
2- 2	0- 0	0- 0	AWAY	0- 2	1- 0	1- 0			
0- 0	0- 0	0- 0	NEUTRAL	0- 0	0- 0	0- 0			
0- 0	0- 0	0- 0	CONFERENCE	0- 0	0- 0	0- 0			
0- 0	0- 0	0- 0	HOME	0- 0	0- 0	0- 0			
0- 0	0- 0	0- 0	AWAY	0- 0	0- 0	0- 0			
0- 0	0- 0	0- 0	NEUTRAL	0- 0	0- 0	0- 0			

RPI S	Opponent	Score	RPI S	Opponent	Score	RPI S	Opponent	Score	RPI S	Opponent	Score	Team's RPI: 172
						75	A Drexel	53 62	127	H Hartford	46 48	
						92	A Bucknell	51 59	134	A Fairfield	58 47	
						97	H Marshall	58 49	158	H Bryant	66 64	
									170	H Buffalo	58 65	
									194	H Robert Morris	70 59	
									291	A Colgate	74 66	
LAST 12 Division I GAMES:												
			194	H Robert Morris	70 59	291	A Colgate	74 66				
			158	H Bryant	66 64	75	A Drexel	53 62				
			170	H Buffalo	58 65	127	H Hartford	46 48				
			92	A Bucknell	51 59							
			97	H Marshall	58 49							
			134	A Fairfield	58 47							

Non-Div I Games:

Cornell

Average RPI Win:	191	WON-LOST	WINNING	LAST 10	STRENGTH OF	OPP. STRENGTH	TEAM	ADJ.	CONF.	ADJ CONF.
Average RPI Loss:	24	RECORD	PCT. RANK	GAMES	SCHEDULE	OF SCHEDULE	RPI	RPI	RPI	RPI
DIV. I ONLY	6- 5	147	6- 4	29	29	61	61	8	8	
DIV. I NON-CONF.	6- 4	116	6- 4	53	20	55	55	8	8	
TOTALS	RPI 1-25	RPI 26-50	W-L RECORDS	RPI 51-100	RPI 101-150	RPI 150+				
6- 5	0- 2	0- 3	OVERALL	1- 0	2- 0	3- 0				
3- 2	0- 1	0- 1	HOME	0- 0	1- 0	2- 0				
2- 3	0- 1	0- 2	AWAY	1- 0	1- 0	0- 0				
1- 0	0- 0	0- 0	NEUTRAL	0- 0	0- 0	1- 0				
6- 4	0- 2	0- 2	NON-CONFERENCE	1- 0	2- 0	3- 0				
3- 1	0- 1	0- 0	HOME	0- 0	1- 0	2- 0				
2- 3	0- 1	0- 2	AWAY	1- 0	1- 0	0- 0				
1- 0	0- 0	0- 0	NEUTRAL	0- 0	0- 0	1- 0				
0- 1	0- 0	0- 1	CONFERENCE	0- 0	0- 0	0- 0				
0- 1	0- 0	0- 1	HOME	0- 0	0- 0	0- 0				
0- 0	0- 0	0- 0	AWAY	0- 0	0- 0	0- 0				
0- 0	0- 0	0- 0	NEUTRAL	0- 0	0- 0	0- 0				

RPI 1-25				RPI 26-50				RPI 51-100				RPI 101+			
RPI	S	Opponent	Score	RPI	S	Opponent	Score	RPI	S	Opponent	Score	RPI	S	Opponent	Score
2	A	UConn	60 96	26	A	California	69 94	56	A	South Dakota St.	88 81	110	A	UNI	58 56
9	H	Nebraska	57 60	37	H	Seton Hall	74 79					133	H	Drake	93 71
				44	A	Wichita St.	56 65					223	H	Utah	64 56
												303	N	Cincinnati	63 52
												320	H	Omaha	67 50
LAST 12 Division I GAMES:															
110	A	UNI	58 56	320	H	Omaha	67 50								
37	H	Seton Hall	74 79	133	H	Drake	93 71								
26	A	California	69 94	9	H	Nebraska	57 60								
303	N	Cincinnati	63 52	56	A	South Dakota St.	88 81								
2	A	UConn	60 96	44	A	Wichita St.	56 65								
223	H	Utah	64 56												

Non-Div I Games:

Creighton

■ Loss,
■ Non-Conf, S Site,
■ Home
■ Away
N Neutral

Average RPI Win: 238		WON-LOST	WINNING	LAST 10	STRENGTH OF	OPP. STRENGTH	TEAM	ADJ.	CONF.	ADJ CONF.
Average RPI Loss: 161		RECORD	PCT. RANK	GAMES	SCHEDULE	OF SCHEDULE	RPI	RPI	RPI	RPI
DIV. I ONLY		6- 5	147	5- 5	295	203	189	189	12	12
DIV. I NON-CONF.		6- 5	148	6- 5	298	202	190	190	12	12
TOTALS		RPI 1-25	RPI 26-50	W-L RECORDS		RPI 51-100	RPI 101-150	RPI 150+		
6- 5	0- 0		0- 0	OVERALL		0- 1	1- 2	5- 2		
4- 0	0- 0		0- 0	HOME		0- 0	1- 0	3- 0		
1- 5	0- 0		0- 0	AWAY		0- 1	0- 2	1- 2		
1- 0	0- 0		0- 0	NEUTRAL		0- 0	0- 0	1- 0		
6- 5	0- 0		0- 0	NON-CONFERENCE		0- 1	1- 2	5- 2		
4- 0	0- 0		0- 0	HOME		0- 0	1- 0	3- 0		
1- 5	0- 0		0- 0	AWAY		0- 1	0- 2	1- 2		
1- 0	0- 0		0- 0	NEUTRAL		0- 0	0- 0	1- 0		
0- 0	0- 0		0- 0	CONFERENCE		0- 0	0- 0	0- 0		
0- 0	0- 0		0- 0	HOME		0- 0	0- 0	0- 0		
0- 0	0- 0		0- 0	AWAY		0- 0	0- 0	0- 0		
0- 0	0- 0		0- 0	NEUTRAL		0- 0	0- 0	0- 0		

RPI 1-25				RPI 26-50				RPI 51-100				RPI 101+				Team's RPI: 189	
RPI	S	Opponent	Score	RPI	S	Opponent	Score	RPI	S	Opponent	Score	RPI	S	Opponent	Score		
								94	A	San Diego	53 78	103	A	Maine	38 53		
												110	A	UNI	46 62		
												127	H	Hartford	49 43		
												201	A	New Hampshire	44 60		
												227	H	Loyola Chicago	70 58		
												240	H	NJIT	68 63		
												265	A	Cal Poly	74 61		
												275	H	Holy Cross	69 53		
												292	N	Kent St.	60 49		
												298	A	Vermont	63 68		
LAST 12 Division I GAMES:																	
298	A	Vermont	63 68	227	H	Loyola Chicago	70 58										
127	H	Hartford	49 43	201	A	New Hampshire	44 60										
94	A	San Diego	53 78	110	A	UNI	46 62										
292	N	Kent St.	60 49	103	A	Maine	38 53										
265	A	Cal Poly	74 61	240	H	NJIT	68 63										
275	H	Holy Cross	69 53														

Non-Div I Games:

Dartmouth

■ Loss, ■ Non-Conf, S Site, H Home A Away N Neutral

Average RPI Win:	261	WON-LOST	WINNING	LAST 10	STRENGTH OF	OPP. STRENGTH	TEAM	ADJ.	CONF.	ADJ CONF.
Average RPI Loss:	104	RECORD	PCT. RANK	GAMES	SCHEDULE	OF SCHEDULE	RPI	RPI	RPI	RPI
DIV. I ONLY	3- 8	269	3- 7	117	138	222	222	6	6	
DIV. I NON-CONF.	3- 8	268	3- 8	125	140	225	225	6	6	
TOTALS	RPI 1-25	RPI 26-50	W-L RECORDS	RPI 51-100	RPI 101-150	RPI 150+				
3- 8	0- 1	0- 1	OVERALL	0- 3	1- 1	2- 2				
2- 3	0- 1	0- 1	HOME	0- 0	1- 0	1- 1				
1- 5	0- 0	0- 0	AWAY	0- 3	0- 1	1- 1				
0- 0	0- 0	0- 0	NEUTRAL	0- 0	0- 0	0- 0				
3- 8	0- 1	0- 1	NON-CONFERENCE	0- 3	1- 1	2- 2				
2- 3	0- 1	0- 1	HOME	0- 0	1- 0	1- 1				
1- 5	0- 0	0- 0	AWAY	0- 3	0- 1	1- 1				
0- 0	0- 0	0- 0	NEUTRAL	0- 0	0- 0	0- 0				
0- 0	0- 0	0- 0	CONFERENCE	0- 0	0- 0	0- 0				
0- 0	0- 0	0- 0	HOME	0- 0	0- 0	0- 0				
0- 0	0- 0	0- 0	AWAY	0- 0	0- 0	0- 0				
0- 0	0- 0	0- 0	NEUTRAL	0- 0	0- 0	0- 0				

RPI 1-25				RPI 26-50				RPI 51-100				RPI 101+ Team's RPI: 222			
RPI	S	Opponent	Score	RPI	S	Opponent	Score	RPI	S	Opponent	Score	RPI	S	Opponent	Score
7	H	James Madison	57 73	40	H	Southern California	64 99	68	A	North Carolina St.	66 82	135	A	Winthrop	60 75
								71	A	Furman	60 67	150	H	High Point	76 57
								78	A	Rutgers	44 100	208	A	Charlotte	51 86
												221	H	N.C. A&T	57 62
												294	A	Gardner-Webb	68 67
												340	H	Mt. St. Mary's	67 62
LAST 12 Division I GAMES:															
78	A	Rutgers	44 100	208	A	Charlotte	51 86								
150	H	High Point	76 57	68	A	North Carolina St.	66 82								
340	H	Mt. St. Mary's	67 62	135	A	Winthrop	60 75								
294	A	Gardner-Webb	68 67	7	H	James Madison	57 73								
40	H	Southern California	64 99	221	H	N.C. A&T	57 62								
71	A	Furman	60 67												

Non-Div I Games:

Davidson

 Loss,
 Non-Conf,
 S Site,
 H Home
 A Away
N Neutral

Average RPI Win:	126	WON-LOST	WINNING	LAST 10	STRENGTH OF	OPP. STRENGTH	TEAM	ADJ.	CONF.	ADJ CONF.
Average RPI Loss:	37	RECORD	PCT. RANK	GAMES	SCHEDULE	OF SCHEDULE	RPI	RPI	RPI	RPI
DIV. I ONLY	7- 3	78	7- 3	24	14	13	13	6	6	
DIV. I NON-CONF.	7- 3	79	7- 3	26	14	13	13	6	6	
TOTALS	RPI 1-25	RPI 26-50	W-L RECORDS	RPI 51-100	RPI 101-150	RPI 150+				
7- 3	0- 1	0- 1	OVERALL	4- 1	0- 0	3- 0				
4- 0	0- 0	0- 0	HOME	3- 0	0- 0	1- 0				
2- 3	0- 1	0- 1	AWAY	1- 1	0- 0	1- 0				
1- 0	0- 0	0- 0	NEUTRAL	0- 0	0- 0	1- 0				
7- 3	0- 1	0- 1	NON-CONFERENCE	4- 1	0- 0	3- 0				
4- 0	0- 0	0- 0	HOME	3- 0	0- 0	1- 0				
2- 3	0- 1	0- 1	AWAY	1- 1	0- 0	1- 0				
1- 0	0- 0	0- 0	NEUTRAL	0- 0	0- 0	1- 0				
0- 0	0- 0	0- 0	CONFERENCE	0- 0	0- 0	0- 0				
0- 0	0- 0	0- 0	HOME	0- 0	0- 0	0- 0				
0- 0	0- 0	0- 0	AWAY	0- 0	0- 0	0- 0				
0- 0	0- 0	0- 0	NEUTRAL	0- 0	0- 0	0- 0				

RPI 1-25				RPI 26-50				RPI 51-100				RPI 101+			
RPI	S	Opponent	Score	RPI	S	Opponent	Score	RPI	S	Opponent	Score	RPI	S	Opponent	Score
11	A	Iowa	83 90	45	A	Washington St.	60 76	52	H	Purdue	63 61	196	H	Providence	72 56
								53	A	Vanderbilt	71 67	197	A	Wright St.	79 76
								55	A	Gonzaga	65 75	225	N	UT Martin	78 47
								60	H	Toledo	79 57				
								96	H	Central Mich.	86 76				
LAST 12 Division I GAMES:															
11	A	Iowa	83 90	53	A	Vanderbilt	71 67								
225	N	UT Martin	78 47	96	H	Central Mich.	86 76								
55	A	Gonzaga	65 75	60	H	Toledo	79 57								
45	A	Washington St.	60 76	52	H	Purdue	63 61								
				197	A	Wright St.	79 76								
				196	H	Providence	72 56								

Non-Div I Games:

Dayton

■ Loss,
 ■ Non-Conf, S Site,
 ■ Home
 ■ Away
 N Neutral

Average RPI Win:	216	WON-LOST	WINNING	LAST 10	STRENGTH OF	OPP. STRENGTH	TEAM	ADJ.	CONF.	ADJ CONF.
Average RPI Loss:	21	RECORD	PCT. RANK	GAMES	SCHEDULE	OF SCHEDULE	RPI	RPI	RPI	RPI
DIV. I ONLY	7- 4	101	7- 3	139	16	107	107	8	8	
DIV. I NON-CONF.	6- 4	116	6- 4	98	25	103	103	8	8	
TOTALS	RPI 1-25	RPI 26-50	W-L RECORDS	RPI 51-100	RPI 101-150	RPI 150+				
7- 4	0- 2	0- 2	OVERALL	1- 0	1- 0	5- 0				
5- 3	0- 1	0- 2	HOME	1- 0	1- 0	3- 0				
2- 1	0- 1	0- 0	AWAY	0- 0	0- 0	2- 0				
0- 0	0- 0	0- 0	NEUTRAL	0- 0	0- 0	0- 0				
6- 4	0- 2	0- 2	NON-CONFERENCE	1- 0	1- 0	4- 0				
4- 3	0- 1	0- 2	HOME	1- 0	1- 0	2- 0				
2- 1	0- 1	0- 0	AWAY	0- 0	0- 0	2- 0				
0- 0	0- 0	0- 0	NEUTRAL	0- 0	0- 0	0- 0				
1- 0	0- 0	0- 0	CONFERENCE	0- 0	0- 0	1- 0				
1- 0	0- 0	0- 0	HOME	0- 0	0- 0	1- 0				
0- 0	0- 0	0- 0	AWAY	0- 0	0- 0	0- 0				
0- 0	0- 0	0- 0	NEUTRAL	0- 0	0- 0	0- 0				

RPI 1-25				RPI 26-50				RPI 51-100				RPI 101+ Team's RPI: 107			
RPI	S	Opponent	Score	RPI	S	Opponent	Score	RPI	S	Opponent	Score	RPI	S	Opponent	Score
1	H	Notre Dame	93 94	36	H	Texas A&M	68 76	56	H	South Dakota St.	84 62	143	H	Tex.-Pan American	93 70
2	A	UConn	64 98	43	H	Northwestern	91 97					195	H	Butler	92 76
												227	A	Loyola Chicago	109 84
												232	H	New Mexico	97 59
												326	H	Bradley	101 77
												333	A	Chicago St.	87 34
LAST 12 Division I GAMES:															
2	A	UConn	64 98	1	H	Notre Dame	93 94								
227	A	Loyola Chicago	109 84	333	A	Chicago St.	87 34								
232	H	New Mexico	97 59	195	H	Butler	92 76								
143	H	Tex.-Pan American	93 70	43	H	Northwestern	91 97								
36	H	Texas A&M	68 76	56	H	South Dakota St.	84 62								
				326	H	Bradley	101 77								

Non-Div I Games:

DePaul

Delaware

Through Games Of Dec. 21, 2014

Average RPI Win:	180	WON-LOST	WINNING	LAST 10	STRENGTH OF	OPP. STRENGTH	TEAM	ADJ.	CONF.	ADJ CONF.
Average RPI Loss:	142	RECORD	PCT. RANK	GAMES	SCHEDULE	OF SCHEDULE	RPI	RPI	RPI	RPI
DIV. I ONLY	4- 6	202	4- 6	77	262	147	147	11	11	
DIV. I NON-CONF.	4- 6	200	4- 6	86	262	147	147	11	11	
TOTALS	RPI 1-25	RPI 26-50	W-L RECORDS	RPI 51-100	RPI 101-150	RPI 150+				
4- 6	0- 1	0- 0	OVERALL	1- 1	1- 2	2- 2				
2- 2	0- 1	0- 0	HOME	1- 0	1- 1	0- 0				
2- 3	0- 0	0- 0	AWAY	0- 1	0- 1	2- 1				
0- 1	0- 0	0- 0	NEUTRAL	0- 0	0- 0	0- 1				
4- 6	0- 1	0- 0	NON-CONFERENCE	1- 1	1- 2	2- 2				
2- 2	0- 1	0- 0	HOME	1- 0	1- 1	0- 0				
2- 3	0- 0	0- 0	AWAY	0- 1	0- 1	2- 1				
0- 1	0- 0	0- 0	NEUTRAL	0- 0	0- 0	0- 1				
0- 0	0- 0	0- 0	CONFERENCE	0- 0	0- 0	0- 0				
0- 0	0- 0	0- 0	HOME	0- 0	0- 0	0- 0				
0- 0	0- 0	0- 0	AWAY	0- 0	0- 0	0- 0				
0- 0	0- 0	0- 0	NEUTRAL	0- 0	0- 0	0- 0				

RPI	S	Opponent	Score	RPI	S	Opponent	Score	RPI	S	Opponent	Score	RPI	S	Opponent	Score	Team's RPI: 147
16	H	Princeton	59 87					82	A	East Carolina	60 89	102	A	Lafayette	52 63	
								92	H	Bucknell	58 56	131	H	Marist	70 60	
												146	H	Fordham	44 49	
												199	A	Temple	69 58	
												200	N	Northern Ky.	58 63	
												298	A	Vermont	68 46	
												303	A	Cincinnati	59 67	
LAST 12 Division I GAMES:																
303	A	Cincinnati	59 67	92	H	Bucknell	58 56	199	A	Temple	69 58	146	H	Fordham	44 49	
200	N	Northern Ky.	58 63	298	A	Vermont	68 46	82	A	East Carolina	60 89	131	H	Marist	70 60	
16	H	Princeton	59 87	146	H	Fordham	44 49									
102	A	Lafayette	52 63													

Non-Div I Games:

Delaware

Loss, Non-Conf, S Site, H Home A Away N Neutral

Average RPI Win:	0	WON-LOST	WINNING	LAST 10	STRENGTH OF	OPP. STRENGTH	TEAM	ADJ.	CONF.	ADJ CONF.
Average RPI Loss:	230	RECORD	PCT. RANK	GAMES	SCHEDULE	OF SCHEDULE	RPI	RPI	RPI	RPI
DIV. I ONLY	0- 9	337	0- 9	330	311	348	348	32	32	
DIV. I NON-CONF.	0- 9	334	0- 9	333	311	349	349	31	31	
TOTALS	RPI 1-25	RPI 26-50	W-L RECORDS	RPI 51-100	RPI 101-150	RPI 150+				
0- 9	0- 0	0- 0	OVERALL	0- 2	0- 0	0- 7				
0- 0	0- 0	0- 0	HOME	0- 0	0- 0	0- 0				
0- 6	0- 0	0- 0	AWAY	0- 2	0- 0	0- 4				
0- 3	0- 0	0- 0	NEUTRAL	0- 0	0- 0	0- 3				
0- 9	0- 0	0- 0	NON-CONFERENCE	0- 2	0- 0	0- 7				
0- 0	0- 0	0- 0	HOME	0- 0	0- 0	0- 0				
0- 6	0- 0	0- 0	AWAY	0- 2	0- 0	0- 4				
0- 3	0- 0	0- 0	NEUTRAL	0- 0	0- 0	0- 3				
0- 0	0- 0	0- 0	CONFERENCE	0- 0	0- 0	0- 0				
0- 0	0- 0	0- 0	HOME	0- 0	0- 0	0- 0				
0- 0	0- 0	0- 0	AWAY	0- 0	0- 0	0- 0				
0- 0	0- 0	0- 0	NEUTRAL	0- 0	0- 0	0- 0				

RPI 1-25				RPI 26-50				RPI 51-100				RPI 101+				Team's RPI: 348	
RPI	S	Opponent	Score	RPI	S	Opponent	Score	RPI	S	Opponent	Score	RPI	S	Opponent	Score		
								89	A	Virginia	62	100	200	N	Northern Ky.	55	76
								96	A	Central Mich.	63	91	205	A	Detroit	52	74
													263	A	George Mason	91	110
													270	A	UNLV	78	91
													283	N	Binghamton	84	90
													321	N	Northern Ill.	59	79
													340	A	Mt. St. Mary's	64	73
LAST 12 Division I GAMES:																	
				205	A	Detroit	52	74					340	A	Mt. St. Mary's	64	73
				96	A	Central Mich.	63	91					263	A	George Mason	91	110
				89	A	Virginia	62	100					283	N	Binghamton	84	90
				321	N	Northern Ill.	59	79					200	N	Northern Ky.	55	76
				270	A	UNLV	78	91									

Non-Div I Games: Millersville 71 60

Delaware St.

Average RPI Win:	346	WON-LOST	WINNING	LAST 10	STRENGTH OF	OPP. STRENGTH	TEAM	ADJ.	CONF.	ADJ CONF.
Average RPI Loss:	175	RECORD	PCT. RANK	GAMES	SCHEDULE	OF SCHEDULE	RPI	RPI	RPI	RPI
DIV. I ONLY	2- 11	316	2- 8	314	234	344	344	25	25	
DIV. I NON-CONF.	2- 11	311	2- 10	316	232	342	342	25	25	
TOTALS	RPI 1-25	RPI 26-50	W-L RECORDS	RPI 51-100	RPI 101-150	RPI 150+				
2- 11	0- 0	0- 0	OVERALL	0- 2	0- 3	2- 6				
2- 5	0- 0	0- 0	HOME	0- 1	0- 2	2- 2				
0- 4	0- 0	0- 0	AWAY	0- 1	0- 1	0- 2				
0- 2	0- 0	0- 0	NEUTRAL	0- 0	0- 0	0- 2				
2- 11	0- 0	0- 0	NON-CONFERENCE	0- 2	0- 3	2- 6				
2- 5	0- 0	0- 0	HOME	0- 1	0- 2	2- 2				
0- 4	0- 0	0- 0	AWAY	0- 1	0- 1	0- 2				
0- 2	0- 0	0- 0	NEUTRAL	0- 0	0- 0	0- 2				
0- 0	0- 0	0- 0	CONFERENCE	0- 0	0- 0	0- 0				
0- 0	0- 0	0- 0	HOME	0- 0	0- 0	0- 0				
0- 0	0- 0	0- 0	AWAY	0- 0	0- 0	0- 0				
0- 0	0- 0	0- 0	NEUTRAL	0- 0	0- 0	0- 0				

RPI S	Opponent	Score	RPI S	Opponent	Score	RPI S	Opponent	Score	RPI S	Opponent	Score	Team's RPI: 344
						52	A Purdue	51 65	128	H Siena	62 78	
						65	H Colorado	49 77	139	A Colorado St.	61 81	
									142	H Belmont	43 72	
									157	H Hawaii	58 60	
									197	N Wright St.	63 72	
									234	H Cal St. Fullerton	61 78	
									244	A Wyoming	41 82	
									277	N UC Irvine	55 63	
									285	A Weber St.	63 65	
									345	H Air Force	107 66	
									346	H UMKC	74 66	
LAST 12 Division I GAMES:												
			197	N Wright St.	63 72		277	N UC Irvine	55 63			
			285	A Weber St.	63 65		52	A Purdue	51 65			
			139	A Colorado St.	61 81		142	H Belmont	43 72			
			345	H Air Force	107 66		128	H Siena	62 78			
			346	H UMKC	74 66		65	H Colorado	49 77			
			234	H Cal St. Fullerton	61 78		244	A Wyoming	41 82			

Non-Div I Games:

Denver

■ Loss,
 ■ Non-Conf,
 ■ S Site,
 ■ H Home
 ■ A Away
 N Neutral

Average RPI Win:	204	WON-LOST	WINNING	LAST 10	STRENGTH OF	OPP. STRENGTH	TEAM	ADJ.	CONF.	ADJ CONF.
Average RPI Loss:	119	RECORD	PCT. RANK	GAMES	SCHEDULE	OF SCHEDULE	RPI	RPI	RPI	RPI
DIV. I ONLY	3- 6	239	3- 5	157	200	205	205	10	10	
DIV. I NON-CONF.	3- 6	238	3- 6	164	199	209	209	10	10	
TOTALS	RPI 1-25	RPI 26-50	W-L RECORDS	RPI 51-100	RPI 101-150	RPI 150+				
3- 6	0- 1	0- 0	OVERALL	1- 2	0- 1	2- 2				
1- 2	0- 0	0- 0	HOME	0- 2	0- 0	1- 0				
2- 3	0- 1	0- 0	AWAY	1- 0	0- 1	1- 1				
0- 1	0- 0	0- 0	NEUTRAL	0- 0	0- 0	0- 1				
3- 6	0- 1	0- 0	NON-CONFERENCE	1- 2	0- 1	2- 2				
1- 2	0- 0	0- 0	HOME	0- 2	0- 0	1- 0				
2- 3	0- 1	0- 0	AWAY	1- 0	0- 1	1- 1				
0- 1	0- 0	0- 0	NEUTRAL	0- 0	0- 0	0- 1				
0- 0	0- 0	0- 0	CONFERENCE	0- 0	0- 0	0- 0				
0- 0	0- 0	0- 0	HOME	0- 0	0- 0	0- 0				
0- 0	0- 0	0- 0	AWAY	0- 0	0- 0	0- 0				
0- 0	0- 0	0- 0	NEUTRAL	0- 0	0- 0	0- 0				

RPI S	Opponent	Score	RPI S	Opponent	Score	RPI S	Opponent	Score	RPI S	Opponent	Score	Team's RPI: 205
21	A Michigan	57 76				60	A Toledo	83 72	105	A Ohio	57 60	
						81	H St. Bonaventure	56 68	156	A Niagara	49 71	
						99	H Western Mich.	57 71	204	A IPFW	81 74	
									250	N Southeast Mo. St.	51 61	
									348	H Delaware St.	74 52	
LAST 12 Division I GAMES:												
60	A Toledo	83 72	99	H Western Mich.	57 71							
250	N Southeast Mo. St.	51 61	348	H Delaware St.	74 52							
204	A IPFW	81 74	21	A Michigan	57 76							
156	A Niagara	49 71										
81	H St. Bonaventure	56 68										
105	A Ohio	57 60										

Non-Div I Games: Madonna 76 47 Marygrove 88 46

Detroit

Drake

Through Games Of Dec. 21, 2014

Average RPI Win:	189	WON-LOST	WINNING	LAST 10	STRENGTH OF	OPP. STRENGTH	TEAM	ADJ.	CONF.	ADJ CONF.
Average RPI Loss:	109	RECORD	PCT. RANK	GAMES	SCHEDULE	OF SCHEDULE	RPI	RPI	RPI	RPI
DIV. I ONLY	4- 6	202	4- 5	67	208	133	133	16	16	
DIV. I NON-CONF.	4- 6	200	4- 6	73	208	134	134	16	16	
TOTALS	RPI 1-25	RPI 26-50	W-L RECORDS	RPI 51-100	RPI 101-150	RPI 150+				
4- 6	0- 1	0- 0	OVERALL	0- 2	2- 2	2- 1				
1- 3	0- 1	0- 0	HOME	0- 1	1- 1	0- 0				
2- 3	0- 0	0- 0	AWAY	0- 1	0- 1	2- 1				
1- 0	0- 0	0- 0	NEUTRAL	0- 0	1- 0	0- 0				
4- 6	0- 1	0- 0	NON-CONFERENCE	0- 2	2- 2	2- 1				
1- 3	0- 1	0- 0	HOME	0- 1	1- 1	0- 0				
2- 3	0- 0	0- 0	AWAY	0- 1	0- 1	2- 1				
1- 0	0- 0	0- 0	NEUTRAL	0- 0	1- 0	0- 0				
0- 0	0- 0	0- 0	CONFERENCE	0- 0	0- 0	0- 0				
0- 0	0- 0	0- 0	HOME	0- 0	0- 0	0- 0				
0- 0	0- 0	0- 0	AWAY	0- 0	0- 0	0- 0				
0- 0	0- 0	0- 0	NEUTRAL	0- 0	0- 0	0- 0				

RPI 1-25				RPI 26-50				RPI 51-100				RPI 101+				Team's RPI: 133
RPI	S	Opponent	Score	RPI	S	Opponent	Score	RPI	S	Opponent	Score	RPI	S	Opponent	Score	
11	H	Iowa	98 100					61	A	Creighton	71 93	104	A	Iowa St.	67 84	
								62	H	South Dakota	78 83	137	H	Wisconsin	89 77	
												139	H	Colorado St.	56 69	
												146	N	Fordham	62 56	
												220	A	UTSA	69 61	
												252	A	Idaho St.	80 66	
												276	A	SIUE	60 74	
LAST 12 Division I GAMES:																
220	A	UTSA	69 61	11	H	Iowa	98 100	61	A	Creighton	71 93					
137	H	Wisconsin	89 77					252	A	Idaho St.	80 66					
276	A	SIUE	60 74					139	H	Colorado St.	56 69					
104	A	Iowa St.	67 84					146	N	Fordham	62 56					
62	H	South Dakota	78 83													

Non-Div I Games: Northwestern (IA) 102 58

Drake

■ Loss,
■ Non-Conf, S Site,
■ Home
■ Away
N Neutral

Average RPI Win:	184	WON-LOST	WINNING	LAST 10	STRENGTH OF	OPP. STRENGTH	TEAM	ADJ.	CONF.	ADJ CONF.
Average RPI Loss:	37	RECORD	PCT. RANK	GAMES	SCHEDULE	OF SCHEDULE	RPI	RPI	RPI	RPI
DIV. I ONLY	5- 4	136	5- 4	44	73	75	75	11	11	
DIV. I NON-CONF.	5- 4	139	5- 4	46	74	76	76	11	11	
TOTALS	RPI 1-25	RPI 26-50	W-L RECORDS	RPI 51-100	RPI 101-150	RPI 150+				
5- 4	0- 2	0- 1	OVERALL	0- 1	1- 0	4- 0				
4- 0	0- 0	0- 0	HOME	0- 0	1- 0	3- 0				
0- 3	0- 2	0- 1	AWAY	0- 0	0- 0	0- 0				
1- 1	0- 0	0- 0	NEUTRAL	0- 1	0- 0	1- 0				
5- 4	0- 2	0- 1	NON-CONFERENCE	0- 1	1- 0	4- 0				
4- 0	0- 0	0- 0	HOME	0- 0	1- 0	3- 0				
0- 3	0- 2	0- 1	AWAY	0- 0	0- 0	0- 0				
1- 1	0- 0	0- 0	NEUTRAL	0- 1	0- 0	1- 0				
0- 0	0- 0	0- 0	CONFERENCE	0- 0	0- 0	0- 0				
0- 0	0- 0	0- 0	HOME	0- 0	0- 0	0- 0				
0- 0	0- 0	0- 0	AWAY	0- 0	0- 0	0- 0				
0- 0	0- 0	0- 0	NEUTRAL	0- 0	0- 0	0- 0				

RPI 1-25				RPI 26-50				RPI 51-100				Team's RPI: 75	RPI 101+			
RPI	S	Opponent	Score	RPI	S	Opponent	Score	RPI	S	Opponent	Score		RPI	S	Opponent	Score
16	A	Princeton	43 59	28	A	Quinnipiac	50 74	81	N	St. Bonaventure	32 43		122	H	Penn	67 58
23	A	Pittsburgh	53 72										154	H	Saint Joseph's	76 63
													172	H	Cornell	62 53
													181	N	Sacred Heart	61 54
													291	H	Colgate	59 51
LAST 12 Division I GAMES:																
122	H	Penn	67 58	28	A	Quinnipiac	50 74	23	A	Pittsburgh	53 72					
16	A	Princeton	43 59					181	N	Sacred Heart	61 54					
172	H	Cornell	62 53					81	N	St. Bonaventure	32 43					
								154	H	Saint Joseph's	76 63					
								291	H	Colgate	59 51					

Non-Div I Games:

Drexel

Average RPI Win:	136	WON-LOST	WINNING	LAST 10	STRENGTH OF	OPP. STRENGTH	TEAM	ADJ.	CONF.	ADJ CONF.
Average RPI Loss:	19	RECORD	PCT. RANK	GAMES	SCHEDULE	OF SCHEDULE	RPI	RPI	RPI	RPI
DIV. I ONLY	8- 3	64	7- 3	3	100	8	8	2	2	
DIV. I NON-CONF.	8- 3	65	8- 3	3	101	8	8	2	2	
TOTALS	RPI 1-25	RPI 26-50	W-L RECORDS	RPI 51-100	RPI 101-150	RPI 150+				
8- 3	1- 2	0- 1	OVERALL	2- 0	2- 0	3- 0				
6- 1	1- 1	0- 0	HOME	1- 0	1- 0	3- 0				
2- 2	0- 1	0- 1	AWAY	1- 0	1- 0	0- 0				
0- 0	0- 0	0- 0	NEUTRAL	0- 0	0- 0	0- 0				
8- 3	1- 2	0- 1	NON-CONFERENCE	2- 0	2- 0	3- 0				
6- 1	1- 1	0- 0	HOME	1- 0	1- 0	3- 0				
2- 2	0- 1	0- 1	AWAY	1- 0	1- 0	0- 0				
0- 0	0- 0	0- 0	NEUTRAL	0- 0	0- 0	0- 0				
0- 0	0- 0	0- 0	CONFERENCE	0- 0	0- 0	0- 0				
0- 0	0- 0	0- 0	HOME	0- 0	0- 0	0- 0				
0- 0	0- 0	0- 0	AWAY	0- 0	0- 0	0- 0				
0- 0	0- 0	0- 0	NEUTRAL	0- 0	0- 0	0- 0				

RPI	S	Opponent	Score	RPI	S	Opponent	Score	RPI	S	Opponent	Score	RPI	S	Opponent	Score
3	H	Kentucky	89 68	36	A	Texas A&M	59 63	83	H	Oklahoma	92 72	144	H	UMass Lowell	95 48
9	A	Nebraska	54 60					93	A	Old Dominion	82 66	148	A	Alabama	90 40
12	H	South Carolina	50 51									170	H	Buffalo	88 54
												183	H	Marquette	83 51
												267	H	Stony Brook	72 42
LAST 12 Division I GAMES:															
3	H	Kentucky	89 68	9	A	Nebraska	54 60								
144	H	UMass Lowell	95 48	36	A	Texas A&M	59 63	267	H	Stony Brook	72 42				
83	H	Oklahoma	92 72					170	H	Buffalo	88 54				
12	H	South Carolina	50 51					183	H	Marquette	83 51				
148	A	Alabama	90 40					93	A	Old Dominion	82 66				

Non-Div I Games:

Duke

Average RPI Win:	226	WON-LOST	WINNING	LAST 10	STRENGTH OF	OPP. STRENGTH	TEAM	ADJ.	CONF.	ADJ CONF.
Average RPI Loss:	63	RECORD	PCT. RANK	GAMES	SCHEDULE	OF SCHEDULE	RPI	RPI	RPI	RPI
DIV. I ONLY	7- 5	130	7- 3	178	43	114	114	6	6	
DIV. I NON-CONF.	7- 5	132	7- 5	181	42	117	117	6	6	
TOTALS	RPI 1-25	RPI 26-50	W-L RECORDS	RPI 51-100	RPI 101-150	RPI 150+				
7- 5	1- 2	0- 1	OVERALL	0- 1	0- 0	6- 1				
3- 2	1- 1	0- 0	HOME	0- 1	0- 0	2- 0				
3- 3	0- 1	0- 1	AWAY	0- 0	0- 0	3- 1				
1- 0	0- 0	0- 0	NEUTRAL	0- 0	0- 0	1- 0				
7- 5	1- 2	0- 1	NON-CONFERENCE	0- 1	0- 0	6- 1				
3- 2	1- 1	0- 0	HOME	0- 1	0- 0	2- 0				
3- 3	0- 1	0- 1	AWAY	0- 0	0- 0	3- 1				
1- 0	0- 0	0- 0	NEUTRAL	0- 0	0- 0	1- 0				
0- 0	0- 0	0- 0	CONFERENCE	0- 0	0- 0	0- 0				
0- 0	0- 0	0- 0	HOME	0- 0	0- 0	0- 0				
0- 0	0- 0	0- 0	AWAY	0- 0	0- 0	0- 0				
0- 0	0- 0	0- 0	NEUTRAL	0- 0	0- 0	0- 0				

RPI 1-25				RPI 26-50				RPI 51-100				RPI 101+ Team's RPI: 114			
RPI	S	Opponent	Score	RPI	S	Opponent	Score	RPI	S	Opponent	Score	RPI	S	Opponent	Score
6	A	Green Bay	52 84	31	A	West Virginia	60 79	64	H	Syracuse	84 90	191	A	Ball St.	82 62
16	H	Princeton	62 79									194	A	Robert Morris	71 57
23	H	Pittsburgh	87 77									196	A	Providence	56 67
												263	H	Saint Francis (PA)	92 52
												292	H	Kent St.	86 60
												304	N	Jackson St.	90 72
												312	A	Howard	89 63
LAST 12 Division I GAMES:															
196	A	Providence	56 67	292	H	Kent St.	86 60								
263	H	Saint Francis (PA)	92 52	191	A	Ball St.	82 62								
194	A	Robert Morris	71 57	304	N	Jackson St.	90 72								
31	A	West Virginia	60 79	312	A	Howard	89 63								
23	H	Pittsburgh	87 77	6	A	Green Bay	52 84								
16	H	Princeton	62 79	64	H	Syracuse	84 90								

Non-Div I Games:

Duquesne

East Carolina

Through Games Of Dec. 21, 2014

Average RPI Win:	197	WON-LOST	WINNING	LAST 10	STRENGTH OF	OPP. STRENGTH	TEAM	ADJ.	CONF.	ADJ CONF.
Average RPI Loss:	95	RECORD	PCT. RANK	GAMES	SCHEDULE	OF SCHEDULE	RPI	RPI	RPI	RPI
DIV. I ONLY	9- 2	36	8- 2	268	68	82	82	9	9	
DIV. I NON-CONF.	9- 2	36	9- 2	271	69	83	83	9	9	
TOTALS	RPI 1-25	RPI 26-50	W-L RECORDS	RPI 51-100	RPI 101-150	RPI 150+				
9- 2	0- 0	0- 0	OVERALL	0- 1	5- 1	4- 0				
4- 0	0- 0	0- 0	HOME	0- 0	1- 0	3- 0				
3- 1	0- 0	0- 0	AWAY	0- 0	2- 1	1- 0				
2- 1	0- 0	0- 0	NEUTRAL	0- 1	2- 0	0- 0				
9- 2	0- 0	0- 0	NON-CONFERENCE	0- 1	5- 1	4- 0				
4- 0	0- 0	0- 0	HOME	0- 0	1- 0	3- 0				
3- 1	0- 0	0- 0	AWAY	0- 0	2- 1	1- 0				
2- 1	0- 0	0- 0	NEUTRAL	0- 1	2- 0	0- 0				
0- 0	0- 0	0- 0	CONFERENCE	0- 0	0- 0	0- 0				
0- 0	0- 0	0- 0	HOME	0- 0	0- 0	0- 0				
0- 0	0- 0	0- 0	AWAY	0- 0	0- 0	0- 0				
0- 0	0- 0	0- 0	NEUTRAL	0- 0	0- 0	0- 0				

RPI 1-25			RPI 26-50			RPI 51-100			Team's RPI: 82	RPI 101+		
RPI	S	Opponent	Score	RPI	S	Opponent	Score	RPI	S	Opponent	Score	
						64 N	Syracuse	58	69	105 A	Ohio	76 68
										116 A	Rhode Island	66 38
										125 A	Cleveland St.	57 59
										134 N	Fairfield	83 68
										137 N	Wisconsin	61 43
										147 H	Delaware	89 60
										224 H	Col. of Charleston	68 55
										261 H	Bethune-Cookman	71 42
										314 H	Norfolk St.	65 36
										332 A	Loyola Maryland	82 33
LAST 12 Division I GAMES:												
314	H	Norfolk St.	65 36	64	N	Syracuse	58 69	261	H	Bethune-Cookman	71 42	
332	A	Loyola Maryland	82 33	147	H	Delaware	89 60	224	H	Col. of Charleston	68 55	
105	A	Ohio	76 68	116	A	Rhode Island	66 38	134	N	Fairfield	83 68	
125	A	Cleveland St.	57 59									
137	N	Wisconsin	61 43									

Non-Div I Games:

East Carolina

Loss, Non-Conf, S Site, H Home A Away N Neutral

Average RPI Win:	241	WON-LOST	WINNING	LAST 10	STRENGTH OF	OPP. STRENGTH	TEAM	ADJ.	CONF.	ADJ CONF.
Average RPI Loss:	144	RECORD	PCT. RANK	GAMES	SCHEDULE	OF SCHEDULE	RPI	RPI	RPI	RPI
DIV. I ONLY	7- 6	154	5- 5	199	250	132	132	17	17	
DIV. I NON-CONF.	7- 6	151	6- 6	201	251	132	132	18	18	
TOTALS	RPI 1-25	RPI 26-50	W-L RECORDS	RPI 51-100	RPI 101-150	RPI 150+				
7- 6	0- 0	0- 1	OVERALL	0- 1	1- 2	6- 2				
2- 1	0- 0	0- 0	HOME	0- 0	1- 1	1- 0				
5- 4	0- 0	0- 1	AWAY	0- 1	0- 0	5- 2				
0- 1	0- 0	0- 0	NEUTRAL	0- 0	0- 1	0- 0				
7- 6	0- 0	0- 1	NON-CONFERENCE	0- 1	1- 2	6- 2				
2- 1	0- 0	0- 0	HOME	0- 0	1- 1	1- 0				
5- 4	0- 0	0- 1	AWAY	0- 1	0- 0	5- 2				
0- 1	0- 0	0- 0	NEUTRAL	0- 0	0- 1	0- 0				
0- 0	0- 0	0- 0	CONFERENCE	0- 0	0- 0	0- 0				
0- 0	0- 0	0- 0	HOME	0- 0	0- 0	0- 0				
0- 0	0- 0	0- 0	AWAY	0- 0	0- 0	0- 0				
0- 0	0- 0	0- 0	NEUTRAL	0- 0	0- 0	0- 0				

RPI 1-25				RPI 26-50				RPI 51-100				RPI 101+ Team's RPI: 132			
RPI	S	Opponent	Score	RPI	S	Opponent	Score	RPI	S	Opponent	Score	RPI	S	Opponent	Score
				30	A	Indiana St.	69 76	90	A	Indiana	69 97	118	H	Appalachian St.	70 76
												129	N	Jacksonville St.	56 57
												150	H	High Point	84 76
												155	A	Morehead St.	86 77
												177	H	Eastern Ky.	64 49
												180	A	Virginia Tech	65 72
												263	A	Saint Francis (PA)	79 63
												263	A	George Mason	84 71
												316	A	UNCW	48 61
												334	A	Alabama A&M	88 64
												343	A	UNC Asheville	81 68
LAST 12 Division I GAMES:															
				129	N	Jacksonville St.	56 57	180	A	Virginia Tech	65 72				
				316	A	UNCW	48 61	90	A	Indiana	69 97				
				155	A	Morehead St.	86 77	30	A	Indiana St.	69 76				
				177	H	Eastern Ky.	64 49	263	A	Saint Francis (PA)	79 63				
				334	A	Alabama A&M	88 64	118	H	Appalachian St.	70 76				
				263	A	George Mason	84 71	150	H	High Point	84 76				

Non-Div I Games:

East Tenn. St.

■ Loss,
 ■ Non-Conf,
 ■ S Site,
 ■ H Home
 ■ A Away
 N Neutral

Average RPI Win: 326		WON-LOST	WINNING	LAST 10	STRENGTH OF	OPP. STRENGTH	TEAM	ADJ.	CONF.	ADJ CONF.
Average RPI Loss: 178		RECORD	PCT. RANK	GAMES	SCHEDULE	OF SCHEDULE	RPI	RPI	RPI	RPI
DIV. I ONLY		3- 9	279	0- 1	235	326	306	306	27	27
DIV. I NON-CONF.		3- 9	277	0- 1	238	323	309	309	27	27
TOTALS		RPI 1-25	RPI 26-50	W-L RECORDS	RPI 51-100	RPI 101-150	RPI 150+			
3- 9	0- 0		0- 2	OVERALL	0- 1	0- 1	3- 5			
2- 2	0- 0		0- 0	HOME	0- 0	0- 1	2- 1			
1- 4	0- 0		0- 0	AWAY	0- 0	0- 0	1- 4			
0- 3	0- 0		0- 2	NEUTRAL	0- 1	0- 0	0- 0			
3- 9	0- 0		0- 2	NON-CONFERENCE	0- 1	0- 1	3- 5			
2- 2	0- 0		0- 0	HOME	0- 0	0- 1	2- 1			
1- 4	0- 0		0- 0	AWAY	0- 0	0- 0	1- 4			
0- 3	0- 0		0- 2	NEUTRAL	0- 1	0- 0	0- 0			
0- 0	0- 0		0- 0	CONFERENCE	0- 0	0- 0	0- 0			
0- 0	0- 0		0- 0	HOME	0- 0	0- 0	0- 0			
0- 0	0- 0		0- 0	AWAY	0- 0	0- 0	0- 0			
0- 0	0- 0		0- 0	NEUTRAL	0- 0	0- 0	0- 0			

RPI 1-25				RPI 26-50				RPI 51-100				RPI 101+				Team's RPI: 306	
RPI	S	Opponent	Score	RPI	S	Opponent	Score	RPI	S	Opponent	Score	RPI	S	Opponent	Score		
				34	N	Florida St.	55 91	69	N	Lehigh	69 72	136	H	Ill.-Chicago	66 78		
				43	N	Northwestern	44 92					227	A	Loyola Chicago	52 63		
												230	A	Western Ill.	54 63		
												257	A	IUPUI	44 66		
												262	A	Milwaukee	63 72		
												320	H	Omaha	77 66		
												321	H	Northern Ill.	55 46		
												337	A	North Texas	59 57		
												346	H	UMKC	53 69		
LAST 12 Division I GAMES:																	
				69	N	Lehigh	69 72	227	A	Loyola Chicago	52 63						
				43	N	Northwestern	44 92	321	H	Northern Ill.	55 46						
				136	H	Ill.-Chicago	66 78	337	A	North Texas	59 57						
				230	A	Western Ill.	54 63	34	N	Florida St.	55 91						
				262	A	Milwaukee	63 72	257	A	IUPUI	44 66						
				320	H	Omaha	77 66	346	H	UMKC	53 69						

Non-Div I Games:

Eastern Ill.

■ Loss, ■ Non-Conf, S Site, H Home A Away N Neutral

Average RPI Win: 239		WON-LOST	WINNING	LAST 10	STRENGTH OF	OPP. STRENGTH	TEAM	ADJ.	CONF.	ADJ CONF.
Average RPI Loss: 129		RECORD	PCT. RANK	GAMES	SCHEDULE	OF SCHEDULE	RPI	RPI	RPI	RPI
DIV. I ONLY		4- 5	186	4- 5	177	236	177	177	27	27
DIV. I NON-CONF.		4- 5	181	4- 5	180	234	176	176	27	27
TOTALS	RPI 1-25	RPI 26-50		W-L RECORDS		RPI 51-100	RPI 101-150	RPI 150+		
4- 5	0- 0	0- 1		OVERALL		1- 0	0- 1	3- 3		
1- 1	0- 0	0- 0		HOME		1- 0	0- 0	0- 1		
1- 3	0- 0	0- 1		AWAY		0- 0	0- 1	1- 1		
2- 1	0- 0	0- 0		NEUTRAL		0- 0	0- 0	2- 1		
4- 5	0- 0	0- 1		NON-CONFERENCE		1- 0	0- 1	3- 3		
1- 1	0- 0	0- 0		HOME		1- 0	0- 0	0- 1		
1- 3	0- 0	0- 1		AWAY		0- 0	0- 1	1- 1		
2- 1	0- 0	0- 0		NEUTRAL		0- 0	0- 0	2- 1		
0- 0	0- 0	0- 0		CONFERENCE		0- 0	0- 0	0- 0		
0- 0	0- 0	0- 0		HOME		0- 0	0- 0	0- 0		
0- 0	0- 0	0- 0		AWAY		0- 0	0- 0	0- 0		
0- 0	0- 0	0- 0		NEUTRAL		0- 0	0- 0	0- 0		

RPI 1-25				RPI 26-50				RPI 51-100				RPI 101+			
RPI	S	Opponent	Score	RPI	S	Opponent	Score	RPI	S	Opponent	Score	RPI	S	Opponent	Score
				31	A	West Virginia	42 67	97	H	Marshall	63 58	132	A	East Tenn. St.	49 64
												159	A	Mercer	64 69
												160	H	Richmond	56 70
												165	N	North Florida	45 62
												253	N	Central Ark.	56 55
												271	N	Western Caro.	71 62
												334	A	Alabama A&M	62 56
LAST 12 Division I GAMES:															
				160	H	Richmond	56 70	159	A	Mercer	64 69				
				334	A	Alabama A&M	62 56	253	N	Central Ark.	56 55				
				132	A	East Tenn. St.	49 64	31	A	West Virginia	42 67				
				97	H	Marshall	63 58								
				165	N	North Florida	45 62								
				271	N	Western Caro.	71 62								

Non-Div I Games:	Asbury	73	48
------------------	--------	----	----

Eastern Ky.

■ Loss, ■ Non-Conf, S Site, H Home A Away N Neutral

Average RPI Win:	215	WON-LOST	WINNING	LAST 10	STRENGTH OF	OPP. STRENGTH	TEAM	ADJ.	CONF.	ADJ CONF.
Average RPI Loss:	135	RECORD	PCT. RANK	GAMES	SCHEDULE	OF SCHEDULE	RPI	RPI	RPI	RPI
DIV. I ONLY	3- 3	155	3- 3	230	109	149	149	14	14	
DIV. I NON-CONF.	3- 3	152	3- 3	233	109	150	150	14	14	
TOTALS	RPI 1-25	RPI 26-50	W-L RECORDS	RPI 51-100	RPI 101-150	RPI 150+				
3- 3	0- 0	0- 0	OVERALL	0- 1	1- 1	2- 1				
1- 0	0- 0	0- 0	HOME	0- 0	1- 0	0- 0				
0- 3	0- 0	0- 0	AWAY	0- 1	0- 1	0- 1				
2- 0	0- 0	0- 0	NEUTRAL	0- 0	0- 0	2- 0				
3- 3	0- 0	0- 0	NON-CONFERENCE	0- 1	1- 1	2- 1				
1- 0	0- 0	0- 0	HOME	0- 0	1- 0	0- 0				
0- 3	0- 0	0- 0	AWAY	0- 1	0- 1	0- 1				
2- 0	0- 0	0- 0	NEUTRAL	0- 0	0- 0	2- 0				
0- 0	0- 0	0- 0	CONFERENCE	0- 0	0- 0	0- 0				
0- 0	0- 0	0- 0	HOME	0- 0	0- 0	0- 0				
0- 0	0- 0	0- 0	AWAY	0- 0	0- 0	0- 0				
0- 0	0- 0	0- 0	NEUTRAL	0- 0	0- 0	0- 0				

RPI 1-25			RPI 26-50			RPI 51-100			RPI 101+			Team's RPI: 149
RPI	S	Opponent	Score	RPI	S	Opponent	Score	RPI	S	Opponent	Score	
						63 A Michigan St.	61 69			125 H Cleveland St.	71 68	
										143 A Tex.-Pan American	75 81	
										198 A Oral Roberts	62 63	
										234 N Cal St. Fullerton	78 74	
										285 N Weber St.	57 42	
LAST 12 Division I GAMES:												
						234 N Cal St. Fullerton	78 74			198 A Oral Roberts	62 63	
						143 A Tex.-Pan American	75 81			125 H Cleveland St.	71 68	
						63 A Michigan St.	61 69			285 N Weber St.	57 42	

Non-Div I Games: Kent St.-Tuscarawas 127 40 Madonna 88 68 Hillsdale 73 56

Eastern Mich.

Average RPI Win:	228	WON-LOST	WINNING	LAST 10	STRENGTH OF	OPP. STRENGTH	TEAM	ADJ.	CONF.	ADJ CONF.
Average RPI Loss:	122	RECORD	PCT. RANK	GAMES	SCHEDULE	OF SCHEDULE	RPI	RPI	RPI	RPI
DIV. I ONLY	4- 4	155	4- 4	243	70	175	175	21	21	
DIV. I NON-CONF.	4- 4	152	4- 4	246	71	175	175	21	21	
TOTALS	RPI 1-25	RPI 26-50	W-L RECORDS	RPI 51-100	RPI 101-150	RPI 150+				
4- 4	0- 0	1- 0	OVERALL	0- 1	0- 2	3- 1				
2- 1	0- 0	1- 0	HOME	0- 1	0- 0	1- 0				
1- 3	0- 0	0- 0	AWAY	0- 0	0- 2	1- 1				
1- 0	0- 0	0- 0	NEUTRAL	0- 0	0- 0	1- 0				
4- 4	0- 0	1- 0	NON-CONFERENCE	0- 1	0- 2	3- 1				
2- 1	0- 0	1- 0	HOME	0- 1	0- 0	1- 0				
1- 3	0- 0	0- 0	AWAY	0- 0	0- 2	1- 1				
1- 0	0- 0	0- 0	NEUTRAL	0- 0	0- 0	1- 0				
0- 0	0- 0	0- 0	CONFERENCE	0- 0	0- 0	0- 0				
0- 0	0- 0	0- 0	HOME	0- 0	0- 0	0- 0				
0- 0	0- 0	0- 0	AWAY	0- 0	0- 0	0- 0				
0- 0	0- 0	0- 0	NEUTRAL	0- 0	0- 0	0- 0				

RPI 1-25			RPI 26-50			RPI 51-100			RPI 101+			Team's RPI: 175
RPI	S	Opponent	Score	RPI	S	Opponent	Score	RPI	S	Opponent	Score	
				44	H	Wichita St.	86 58	55	H	Gonzaga	60 61	
								120	A	Boise St.	72 90	
								126	A	Abilene Christian	72 79	
								188	A	SMU	53 69	
								255	H	Portland	72 65	
								288	N	Ga. Southern	55 42	
								323	A	Utah Valley	68 62	
LAST 12 Division I GAMES:												
				288	N	Ga. Southern	55 42	55	H	Gonzaga	60 61	
				255	H	Portland	72 65	126	A	Abilene Christian	72 79	
				120	A	Boise St.	72 90	188	A	SMU	53 69	
								44	H	Wichita St.	86 58	
								323	A	Utah Valley	68 62	

Non-Div I Games: Saint Martin's 69 39 Central Wash. 83 70

Eastern Wash.

Average RPI Win:	229	WON-LOST	WINNING	LAST 10	STRENGTH OF	OPP. STRENGTH	TEAM	ADJ.	CONF.	ADJ CONF.
Average RPI Loss:	70	RECORD	PCT. RANK	GAMES	SCHEDULE	OF SCHEDULE	RPI	RPI	RPI	RPI
DIV. I ONLY	4- 4	155	4- 4	49	168	95	95	11	11	
DIV. I NON-CONF.	4- 4	152	4- 4	52	170	96	96	11	11	
TOTALS	RPI 1-25	RPI 26-50	W-L RECORDS	RPI 51-100	RPI 101-150	RPI 150+				
4- 4	0- 1	0- 0	OVERALL	0- 2	1- 1	3- 0				
2- 1	0- 0	0- 0	HOME	0- 1	1- 0	1- 0				
2- 2	0- 0	0- 0	AWAY	0- 1	0- 1	2- 0				
0- 1	0- 1	0- 0	NEUTRAL	0- 0	0- 0	0- 0				
4- 4	0- 1	0- 0	NON-CONFERENCE	0- 2	1- 1	3- 0				
2- 1	0- 0	0- 0	HOME	0- 1	1- 0	1- 0				
2- 2	0- 0	0- 0	AWAY	0- 1	0- 1	2- 0				
0- 1	0- 1	0- 0	NEUTRAL	0- 0	0- 0	0- 0				
0- 0	0- 0	0- 0	CONFERENCE	0- 0	0- 0	0- 0				
0- 0	0- 0	0- 0	HOME	0- 0	0- 0	0- 0				
0- 0	0- 0	0- 0	AWAY	0- 0	0- 0	0- 0				
0- 0	0- 0	0- 0	NEUTRAL	0- 0	0- 0	0- 0				

RPI 1-25				RPI 26-50				RPI 51-100				Team's RPI: 95	RPI 101+			
RPI	S	Opponent	Score	RPI	S	Opponent	Score	RPI	S	Opponent	Score		RPI	S	Opponent	Score
10	N	North Carolina	67 85					53	H	Vanderbilt	50 66		108	H	Liberty	73 62
								68	A	North Carolina St.	51 84		150	A	High Point	71 87
													208	A	Charlotte	67 54
													286	H	Navy	69 56
													313	A	Campbell	77 51
LAST 12 Division I GAMES:																
				313	A	Campbell	77 51					10	N	North Carolina	67 85	
				53	H	Vanderbilt	50 66					286	H	Navy	69 56	
				68	A	North Carolina St.	51 84									
				150	A	High Point	71 87									
				108	H	Liberty	73 62									
				208	A	Charlotte	67 54									

Non-Div I Games: Anderson (SC) 77 72

Elon

Average RPI Win:	278	WON-LOST	WINNING	LAST 10	STRENGTH OF	OPP. STRENGTH	TEAM	ADJ.	CONF.	ADJ CONF.
Average RPI Loss:	182	RECORD	PCT. RANK	GAMES	SCHEDULE	OF SCHEDULE	RPI	RPI	RPI	RPI
DIV. I ONLY	4- 5	186	4- 5	326	173	258	258	16	16	
DIV. I NON-CONF.	4- 5	181	4- 5	328	174	260	260	16	16	
TOTALS	RPI 1-25	RPI 26-50	W-L RECORDS	RPI 51-100	RPI 101-150	RPI 150+				
4- 5	0- 0	0- 1	OVERALL	0- 0	0- 0	4- 4				
3- 0	0- 0	0- 0	HOME	0- 0	0- 0	3- 0				
1- 5	0- 0	0- 1	AWAY	0- 0	0- 0	1- 4				
0- 0	0- 0	0- 0	NEUTRAL	0- 0	0- 0	0- 0				
4- 5	0- 0	0- 1	NON-CONFERENCE	0- 0	0- 0	4- 4				
3- 0	0- 0	0- 0	HOME	0- 0	0- 0	3- 0				
1- 5	0- 0	0- 1	AWAY	0- 0	0- 0	1- 4				
0- 0	0- 0	0- 0	NEUTRAL	0- 0	0- 0	0- 0				
0- 0	0- 0	0- 0	CONFERENCE	0- 0	0- 0	0- 0				
0- 0	0- 0	0- 0	HOME	0- 0	0- 0	0- 0				
0- 0	0- 0	0- 0	AWAY	0- 0	0- 0	0- 0				
0- 0	0- 0	0- 0	NEUTRAL	0- 0	0- 0	0- 0				

RPI S	Opponent	Score	RPI S	Opponent	Score	RPI S	Opponent	Score	RPI S	Opponent	Score	Team's RPI: 258
31	A West Virginia	39 83							191	A Ball St.	70 76	
									204	A IPFW	59 77	
									218	H Troy	94 85	
									225	A UT Martin	74 84	
									257	A IUPUI	50 62	
									284	H Austin Peay	72 68	
									289	H Miami (OH)	51 41	
									319	A Murray St.	93 83	
LAST 12 Division I GAMES:												
31	A West Virginia	39 83	257	A IUPUI	50 62							
204	A IPFW	59 77	218	H Troy	94 85							
191	A Ball St.	70 76	289	H Miami (OH)	51 41							
284	H Austin Peay	72 68	319	A Murray St.	93 83							
			225	A UT Martin	74 84							

Non-Div I Games: Oakland City 81 40

Evansville

Average RPI Win:	166	WON-LOST	WINNING	LAST 10	STRENGTH OF	OPP. STRENGTH	TEAM	ADJ.	CONF.	ADJ CONF.
Average RPI Loss:	54	RECORD	PCT. RANK	GAMES	SCHEDULE	OF SCHEDULE	RPI	RPI	RPI	RPI
DIV. I ONLY	8- 2	49	7- 2	93	56	39	39	13	13	
DIV. I NON-CONF.	8- 2	48	8- 2	99	56	38	38	13	13	
TOTALS	RPI 1-25	RPI 26-50	W-L RECORDS	RPI 51-100	RPI 101-150	RPI 150+				
8- 2	1- 0	1- 1	OVERALL	0- 1	1- 0	5- 0				
5- 0	1- 0	0- 0	HOME	0- 0	0- 0	4- 0				
1- 1	0- 0	0- 0	AWAY	0- 1	0- 0	1- 0				
2- 1	0- 0	1- 1	NEUTRAL	0- 0	1- 0	0- 0				
8- 2	1- 0	1- 1	NON-CONFERENCE	0- 1	1- 0	5- 0				
5- 0	1- 0	0- 0	HOME	0- 0	0- 0	4- 0				
1- 1	0- 0	0- 0	AWAY	0- 1	0- 0	1- 0				
2- 1	0- 0	1- 1	NEUTRAL	0- 0	1- 0	0- 0				
0- 0	0- 0	0- 0	CONFERENCE	0- 0	0- 0	0- 0				
0- 0	0- 0	0- 0	HOME	0- 0	0- 0	0- 0				
0- 0	0- 0	0- 0	AWAY	0- 0	0- 0	0- 0				
0- 0	0- 0	0- 0	NEUTRAL	0- 0	0- 0	0- 0				

RPI 1-25				RPI 26-50				Team's RPI: 39		RPI 51-100				RPI 101+			
RPI	S	Opponent	Score	RPI	S	Opponent	Score	RPI	S	Opponent	Score	RPI	S	Opponent	Score		
19	H	George Washington	88 75	44	N	Wichita St.	56 39	57	A	Auburn	69 72	106	N	Clemson	86 61		
				50	N	Ohio St.	83 90					168	H	Northern Colo.	69 56		
												196	H	Providence	68 58		
												212	H	Southern Miss.	78 62		
												261	A	Bethune-Cookman	91 46		
												322	H	FIU	97 49		
LAST 12 Division I GAMES:																	
168	H	Northern Colo.	69 56	196	H	Providence	68 58	212	H	Southern Miss.	78 62	50	N	Ohio St.	83 90		
261	A	Bethune-Cookman	91 46	44	N	Wichita St.	56 39	57	A	Auburn	69 72	106	N	Clemson	86 61		
322	H	FIU	97 49														
19	H	George Washington	88 75														

Non-Div I Games: Ave Maria 102 54

FGCU

Average RPI Win:	286	WON-LOST	WINNING	LAST 10	STRENGTH OF	OPP. STRENGTH	TEAM	ADJ.	CONF.	ADJ CONF.
Average RPI Loss:	192	RECORD	PCT. RANK	GAMES	SCHEDULE	OF SCHEDULE	RPI	RPI	RPI	RPI
DIV. I ONLY	2- 7	283	2- 7	245	328	322	322	18	18	
DIV. I NON-CONF.	2- 7	281	2- 7	248	326	322	322	19	19	
TOTALS	RPI 1-25	RPI 26-50	W-L RECORDS	RPI 51-100	RPI 101-150	RPI 150+				
2- 7	0- 0	0- 1	OVERALL	0- 1	0- 1	2- 4				
1- 4	0- 0	0- 0	HOME	0- 1	0- 1	1- 2				
0- 2	0- 0	0- 1	AWAY	0- 0	0- 0	0- 1				
1- 1	0- 0	0- 0	NEUTRAL	0- 0	0- 0	1- 1				
2- 7	0- 0	0- 1	NON-CONFERENCE	0- 1	0- 1	2- 4				
1- 4	0- 0	0- 0	HOME	0- 1	0- 1	1- 2				
0- 2	0- 0	0- 1	AWAY	0- 0	0- 0	0- 1				
1- 1	0- 0	0- 0	NEUTRAL	0- 0	0- 0	1- 1				
0- 0	0- 0	0- 0	CONFERENCE	0- 0	0- 0	0- 0				
0- 0	0- 0	0- 0	HOME	0- 0	0- 0	0- 0				
0- 0	0- 0	0- 0	AWAY	0- 0	0- 0	0- 0				
0- 0	0- 0	0- 0	NEUTRAL	0- 0	0- 0	0- 0				

RPI S	Opponent	Score	RPI S	Opponent	Score	RPI S	Opponent	Score	RPI S	Opponent	Score	Team's RPI: 322
39	A FGCU	49 97	89	H Virginia	61 74	125	H Cleveland St.	65 73	179	H Arizona	58 65	
						235	H UCF	66 57	271	N Western Caro.	69 83	
						300	H Tennessee Tech	56 73	336	N Wofford	83 75	
						341	A Jacksonville	64 76				
LAST 12 Division I GAMES:												
336	N Wofford	83 75	89	H Virginia	61 74							
271	N Western Caro.	69 83	179	H Arizona	58 65							
341	A Jacksonville	64 76	125	H Cleveland St.	65 73							
235	H UCF	66 57	39	A FGCU	49 97							
			300	H Tennessee Tech	56 73							

Non-Div I Games:

FIU

Fairfield

Through Games Of Dec. 21, 2014

Average RPI Win:	162	WON-LOST	WINNING	LAST 10	STRENGTH OF	OPP. STRENGTH	TEAM	ADJ.	CONF.	ADJ CONF.
Average RPI Loss:	83	RECORD	PCT. RANK	GAMES	SCHEDULE	OF SCHEDULE	RPI	RPI	RPI	RPI
DIV. I ONLY	2- 8	291	2- 8	7	171	134	134	20	20	
DIV. I NON-CONF.	1- 7	318	1- 7	11	205	198	198	17	17	
TOTALS	RPI 1-25	RPI 26-50	W-L RECORDS	RPI 51-100	RPI 101-150	RPI 150+				
2- 8	0- 0	0- 3	OVERALL	0- 2	1- 2	1- 1				
1- 2	0- 0	0- 1	HOME	0- 0	0- 0	1- 1				
1- 4	0- 0	0- 2	AWAY	0- 0	1- 2	0- 0				
0- 2	0- 0	0- 0	NEUTRAL	0- 2	0- 0	0- 0				
1- 7	0- 0	0- 2	NON-CONFERENCE	0- 2	0- 2	1- 1				
1- 1	0- 0	0- 0	HOME	0- 0	0- 0	1- 1				
0- 4	0- 0	0- 2	AWAY	0- 0	0- 2	0- 0				
0- 2	0- 0	0- 0	NEUTRAL	0- 2	0- 0	0- 0				
1- 1	0- 0	0- 1	CONFERENCE	0- 0	1- 0	0- 0				
0- 1	0- 0	0- 1	HOME	0- 0	0- 0	0- 0				
1- 0	0- 0	0- 0	AWAY	0- 0	1- 0	0- 0				
0- 0	0- 0	0- 0	NEUTRAL	0- 0	0- 0	0- 0				

RPI S	Opponent	Score	RPI S	Opponent	Score	RPI S	Opponent	Score	RPI S	Opponent	Score	Team's RPI: 134
28	H Quinnipiac	66 67	82	N East Carolina	68 83	104	A Iowa St.	63 76				
31	A West Virginia	53 67	97	N Marshall	55 68	111	A Hofstra	53 66				
37	A Seton Hall	47 79				128	A Siena	60 55				
						172	H Cornell	47 58				
						195	H Butler	81 77				
LAST 12 Division I GAMES:												
37	A Seton Hall	47 79	104	A Iowa St.	63 76							
28	H Quinnipiac	66 67	111	A Hofstra	53 66							
128	A Siena	60 55	97	N Marshall	55 68							
31	A West Virginia	53 67	82	N East Carolina	68 83							
172	H Cornell	47 58										
195	H Butler	81 77										

Non-Div I Games:

Fairfield

■ Loss,
 ■ Non-Conf,
 S Site,
 ■ Home
 ■ Away
 N Neutral

Average RPI Win:	270	WON-LOST	WINNING	LAST 10	STRENGTH OF	OPP. STRENGTH	TEAM	ADJ.	CONF.	ADJ CONF.
Average RPI Loss:	154	RECORD	PCT. RANK	GAMES	SCHEDULE	OF SCHEDULE	RPI	RPI	RPI	RPI
DIV. I ONLY	3- 6	239	3- 6	269	230	272	272	29	29	
DIV. I NON-CONF.	3- 6	238	3- 6	272	228	274	274	29	29	
TOTALS	RPI 1-25	RPI 26-50	W-L RECORDS	RPI 51-100	RPI 101-150	RPI 150+				
3- 6	0- 0	0- 1	OVERALL	0- 1	0- 1	3- 3				
1- 3	0- 0	0- 1	HOME	0- 1	0- 0	1- 1				
2- 3	0- 0	0- 0	AWAY	0- 0	0- 1	2- 2				
0- 0	0- 0	0- 0	NEUTRAL	0- 0	0- 0	0- 0				
3- 6	0- 0	0- 1	NON-CONFERENCE	0- 1	0- 1	3- 3				
1- 3	0- 0	0- 1	HOME	0- 1	0- 0	1- 1				
2- 3	0- 0	0- 0	AWAY	0- 0	0- 1	2- 2				
0- 0	0- 0	0- 0	NEUTRAL	0- 0	0- 0	0- 0				
0- 0	0- 0	0- 0	CONFERENCE	0- 0	0- 0	0- 0				
0- 0	0- 0	0- 0	HOME	0- 0	0- 0	0- 0				
0- 0	0- 0	0- 0	AWAY	0- 0	0- 0	0- 0				
0- 0	0- 0	0- 0	NEUTRAL	0- 0	0- 0	0- 0				

RPI 1-25			RPI 26-50			RPI 51-100			RPI 101+			Team's RPI: 272
RPI	S	Opponent	Score	RPI	S	Opponent	Score	RPI	S	Opponent	Score	
				31	H	West Virginia	52 80	92	H	Bucknell	60 61	
								144	A	UMass Lowell	67 78	
								161	H	Army	56 48	
								176	A	Monmouth	66 71	
								240	H	NJIT	64 68	
								243	A	Brown	74 79	
								301	A	Manhattan	73 54	
								347	A	Saint Peter's	76 59	
LAST 12 Division I GAMES:												
				31	H	West Virginia	52 80	243	A	Brown	74 79	
				144	A	UMass Lowell	67 78	347	A	Saint Peter's	76 59	
				176	A	Monmouth	66 71	161	H	Army	56 48	
				92	H	Bucknell	60 61					
				240	H	NJIT	64 68					
				301	A	Manhattan	73 54					

Non-Div I Games:

Fairleigh Dickinson

■ Loss,
 ■ Non-Conf,
 S Site,
 ■ Home
 ■ Away
 N Neutral

Average RPI Win: 221		WON-LOST	WINNING	LAST 10	STRENGTH OF	OPP. STRENGTH	TEAM	ADJ.	CONF.	ADJ CONF.
Average RPI Loss: 190		RECORD	PCT. RANK	GAMES	SCHEDULE	OF SCHEDULE	RPI	RPI	RPI	RPI
DIV. I ONLY		4- 5	186	2- 1	226	226	229	229	18	18
DIV. I NON-CONF.		4- 5	181	2- 1	229	225	232	232	19	19
TOTALS	RPI 1-25		RPI 26-50		W-L RECORDS		RPI 51-100		RPI 101-150	RPI 150+
4- 5	0- 1		0- 0		OVERALL		0- 0		1- 1	3- 3
3- 1	0- 0		0- 0		HOME		0- 0		1- 0	2- 1
1- 3	0- 0		0- 0		AWAY		0- 0		0- 0	1- 0
0- 1	0- 0		0- 0		NEUTRAL		0- 0		0- 0	0- 1
4- 5	0- 1		0- 0		NON-CONFERENCE		0- 0		1- 1	3- 3
3- 1	0- 0		0- 0		HOME		0- 0		1- 0	2- 1
1- 3	0- 1		0- 0		AWAY		0- 0		0- 1	1- 1
0- 1	0- 0		0- 0		NEUTRAL		0- 0		0- 0	0- 1
0- 0	0- 0		0- 0		CONFERENCE		0- 0		0- 0	0- 0
0- 0	0- 0		0- 0		HOME		0- 0		0- 0	0- 0
0- 0	0- 0		0- 0		AWAY		0- 0		0- 0	0- 0
0- 0	0- 0		0- 0		NEUTRAL		0- 0		0- 0	0- 0

RPI 1-25					
RPI	S	Opponent	Score		
25	A	Long Beach St.	60	85	
RPI 26-50					
RPI	S	Opponent	Score		
RPI 51-100					
RPI	S	Opponent	Score		
RPI 101+					
RPI	S	Opponent	Score	Team's RPI: 229	
125	H	Cleveland St.	79	74	
139	A	Colorado St.	46	59	
230	H	Western Ill.	90	88	
235	A	UCF	74	94	
240	H	NJIT	57	65	
261	A	Bethune-Cookman	88	68	
268	H	Northeastern	81	74	
311	N	New Mexico St.	44	57	
LAST 12 Division I GAMES:					
125	H	Cleveland St.	79	74	
261	A	Bethune-Cookman	88	68	
235	A	UCF	74	94	
268	H	Northeastern	81	74	
311	N	New Mexico St.	44	57	
230	H	Western Ill.	90	88	
25	A	Long Beach St.	60	85	
139	A	Colorado St.	46	59	
240	H	NJIT	57	65	

Non-Div I Games:	Webber Int'l	111	76
------------------	--------------	-----	----

Fla. Atlantic

Loss, Non-Conf, S Site, H Home A Away N Neutral

Average RPI Win:	252	WON-LOST	WINNING	LAST 10	STRENGTH OF	OPP. STRENGTH	TEAM	ADJ.	CONF.	ADJ CONF.
Average RPI Loss:	80	RECORD	PCT. RANK	GAMES	SCHEDULE	OF SCHEDULE	RPI	RPI	RPI	RPI
DIV. I ONLY	7- 4	101	6- 4	293	120	182	182	4	4	
DIV. I NON-CONF.	7- 4	102	7- 4	296	120	182	182	4	4	
TOTALS	RPI 1-25	RPI 26-50	W-L RECORDS	RPI 51-100	RPI 101-150	RPI 150+				
7- 4	0- 0	1- 2	OVERALL	0- 0	0- 2	6- 0				
6- 1	0- 0	1- 0	HOME	0- 0	0- 1	5- 0				
1- 3	0- 0	0- 2	AWAY	0- 0	0- 1	1- 0				
0- 0	0- 0	0- 0	NEUTRAL	0- 0	0- 0	0- 0				
7- 4	0- 0	1- 2	NON-CONFERENCE	0- 0	0- 2	6- 0				
6- 1	0- 0	1- 0	HOME	0- 0	0- 1	5- 0				
1- 3	0- 0	0- 2	AWAY	0- 0	0- 1	1- 0				
0- 0	0- 0	0- 0	NEUTRAL	0- 0	0- 0	0- 0				
0- 0	0- 0	0- 0	CONFERENCE	0- 0	0- 0	0- 0				
0- 0	0- 0	0- 0	HOME	0- 0	0- 0	0- 0				
0- 0	0- 0	0- 0	AWAY	0- 0	0- 0	0- 0				
0- 0	0- 0	0- 0	NEUTRAL	0- 0	0- 0	0- 0				

RPI 1-25				RPI 26-50				RPI 51-100				RPI 101+ Team's RPI: 182			
RPI	S	Opponent	Score	RPI	S	Opponent	Score	RPI	S	Opponent	Score	RPI	S	Opponent	Score
				32	A	St. John's (NY)	66 72					117	A	Savannah St.	58 68
				34	A	Florida St.	51 77					137	H	Wisconsin	48 51
				48	H	Stetson	59 54					180	H	Virginia Tech	73 44
												236	H	Southern U.	78 49
												281	A	Georgetown	81 73
												328	H	Longwood	91 46
												341	H	Jacksonville	84 73
												349	H	Charleston So.	92 64
LAST 12 Division I GAMES:															
				236	H	Southern U.	78 49					34	A	Florida St.	51 77
				48	H	Stetson	59 54					117	A	Savannah St.	58 68
				137	H	Wisconsin	48 51					180	H	Virginia Tech	73 44
				328	H	Longwood	91 46					281	A	Georgetown	81 73
				341	H	Jacksonville	84 73					349	H	Charleston So.	92 64
												32	A	St. John's (NY)	66 72

Non-Div I Games:

Florida

■ Loss,
 ■ Non-Conf,
 ■ S Site,
 ■ H Home
 ■ A Away
 N Neutral

Average RPI Win: 303		WON-LOST	WINNING	LAST 10	STRENGTH OF	OPP. STRENGTH	TEAM	ADJ.	CONF.	ADJ CONF.
Average RPI Loss: 218		RECORD	PCT. RANK	GAMES	SCHEDULE	OF SCHEDULE	RPI	RPI	RPI	RPI
DIV. I ONLY		2- 6	279	2- 6	347	219	339	339	32	32
DIV. I NON-CONF.		1- 6	313	1- 6	349	140	348	348	31	31
TOTALS	RPI 1-25		RPI 26-50		W-L RECORDS	RPI 51-100	RPI 101-150		RPI 150+	
2- 6	0- 0		0- 0		OVERALL	0- 0	0- 1		2- 5	
0- 2	0- 0		0- 0		HOME	0- 0	0- 0		0- 2	
1- 4	0- 0		0- 0		AWAY	0- 0	0- 1		1- 3	
1- 0	0- 0		0- 0		NEUTRAL	0- 0	0- 0		1- 0	
1- 6	0- 0		0- 0		NON-CONFERENCE	0- 0	0- 1		1- 5	
0- 2	0- 0		0- 0		HOME	0- 0	0- 0		0- 2	
0- 4	0- 0		0- 0		AWAY	0- 0	0- 1		0- 3	
1- 0	0- 0		0- 0		NEUTRAL	0- 0	0- 0		1- 0	
1- 0	0- 0		0- 0		CONFERENCE	0- 0	0- 0		1- 0	
0- 0	0- 0		0- 0		HOME	0- 0	0- 0		0- 0	
1- 0	0- 0		0- 0		AWAY	0- 0	0- 0		1- 0	
0- 0	0- 0		0- 0		NEUTRAL	0- 0	0- 0		0- 0	

RPI 1-25				RPI 26-50				RPI 51-100				RPI 101+				Team's RPI: 339	
RPI	S	Opponent	Score	RPI	S	Opponent	Score	RPI	S	Opponent	Score	RPI	S	Opponent	Score		
												148	A	Alabama	44	60	
												188	A	SMU	46	77	
												217	A	Southeastern La.	67	69	
												218	H	Troy	59	65	
												236	A	Southern U.	69	80	
												282	A	South Carolina St.	55	50	
												299	H	Alabama St.	49	64	
												324	N	Sam Houston St.	69	67	
LAST 12 Division I GAMES:																	
				217	A	Southeastern La.	67	69	188	A	SMU	46	77				
				236	A	Southern U.	69	80	218	H	Troy	59	65				
				282	A	South Carolina St.	55	50	299	H	Alabama St.	49	64				
				324	N	Sam Houston St.	69	67	148	A	Alabama	44	60				

Non-Div I Games:	Webber Int'l	52	41
------------------	--------------	----	----

Florida A&M

■ Loss, ■ Non-Conf, S Site, H Home A Away N Neutral

Average RPI Win:	173	WON-LOST	WINNING	LAST 10	STRENGTH OF	OPP. STRENGTH	TEAM	ADJ.	CONF.	ADJ CONF.
Average RPI Loss:	27	RECORD	PCT. RANK	GAMES	SCHEDULE	OF SCHEDULE	RPI	RPI	RPI	RPI
DIV. I ONLY	11- 1	8	9- 1	135	112	34	34	2	2	
DIV. I NON-CONF.	11- 1	8	11- 1	143	111	33	33	2	2	
TOTALS	RPI 1-25	RPI 26-50	W-L RECORDS	RPI 51-100	RPI 101-150	RPI 150+				
11- 1	0- 0	0- 1	OVERALL	2- 0	2- 0	7- 0				
5- 0	0- 0	0- 0	HOME	0- 0	1- 0	4- 0				
2- 0	0- 0	0- 0	AWAY	1- 0	0- 0	1- 0				
4- 1	0- 0	0- 1	NEUTRAL	1- 0	1- 0	2- 0				
11- 1	0- 0	0- 1	NON-CONFERENCE	2- 0	2- 0	7- 0				
5- 0	0- 0	0- 0	HOME	0- 0	1- 0	4- 0				
2- 0	0- 0	0- 0	AWAY	1- 0	0- 0	1- 0				
4- 1	0- 0	0- 1	NEUTRAL	1- 0	1- 0	2- 0				
0- 0	0- 0	0- 0	CONFERENCE	0- 0	0- 0	0- 0				
0- 0	0- 0	0- 0	HOME	0- 0	0- 0	0- 0				
0- 0	0- 0	0- 0	AWAY	0- 0	0- 0	0- 0				
0- 0	0- 0	0- 0	NEUTRAL	0- 0	0- 0	0- 0				

RPI 1-25				RPI 26-50				Team's RPI: 34				RPI 51-100				RPI 101+			
RPI	S	Opponent	Score	RPI	S	Opponent	Score	RPI	S	Opponent	Score	RPI	S	Opponent	Score	RPI	S	Opponent	Score
				27	N	Washington	68 80					52	A	Purdue	67 64	117	H	Savannah St.	97 51
												71	N	Furman	94 63	127	N	Hartford	69 59
																165	H	North Florida	79 58
																182	H	Florida	77 51
																186	N	Massachusetts	73 47
																199	A	Temple	66 62
																242	H	UAB	92 62
																261	H	Bethune-Cookman	103 34
																306	N	Eastern Ill.	91 55
LAST 12 Division I GAMES:																			
				199	A	Temple	66 62					117	H	Savannah St.	97 51				
				182	H	Florida	77 51					165	H	North Florida	79 58				
				52	A	Purdue	67 64					186	N	Massachusetts	73 47				
				127	N	Hartford	69 59					306	N	Eastern Ill.	91 55				
				71	N	Furman	94 63					261	H	Bethune-Cookman	103 34				
				27	N	Washington	68 80					242	H	UAB	92 62				

Non-Div I Games:

Florida St.

Average RPI Win:	207	WON-LOST	WINNING	LAST 10	STRENGTH OF	OPP. STRENGTH	TEAM	ADJ.	CONF.	ADJ CONF.
Average RPI Loss:	100	RECORD	PCT. RANK	GAMES	SCHEDULE	OF SCHEDULE	RPI	RPI	RPI	RPI
DIV. I ONLY	7- 4	101	3- 0	260	86	146	146	6	6	
DIV. I NON-CONF.	7- 4	102	3- 0	262	86	146	146	6	6	
TOTALS	RPI 1-25	RPI 26-50	W-L RECORDS	RPI 51-100	RPI 101-150	RPI 150+				
7- 4	0- 0	0- 1	OVERALL	0- 1	3- 1	4- 1				
3- 2	0- 0	0- 1	HOME	0- 0	1- 0	2- 1				
3- 1	0- 0	0- 0	AWAY	0- 0	2- 0	1- 0				
1- 1	0- 0	0- 0	NEUTRAL	0- 0	0- 1	1- 0				
7- 4	0- 0	0- 1	NON-CONFERENCE	0- 1	3- 1	4- 1				
3- 2	0- 0	0- 1	HOME	0- 0	1- 0	2- 1				
3- 1	0- 0	0- 0	AWAY	0- 1	2- 0	1- 0				
1- 1	0- 0	0- 0	NEUTRAL	0- 0	0- 1	1- 0				
0- 0	0- 0	0- 0	CONFERENCE	0- 0	0- 0	0- 0				
0- 0	0- 0	0- 0	HOME	0- 0	0- 0	0- 0				
0- 0	0- 0	0- 0	AWAY	0- 0	0- 0	0- 0				
0- 0	0- 0	0- 0	NEUTRAL	0- 0	0- 0	0- 0				

RPI 1-25				RPI 26-50				RPI 51-100				RPI 101+ Team's RPI: 146			
RPI	S	Opponent	Score	RPI	S	Opponent	Score	RPI	S	Opponent	Score	RPI	S	Opponent	Score
				37	H	Seton Hall	43 56	64	A	Syracuse	42 59	111	H	Hofstra	60 46
												133	N	Drake	56 62
												141	A	Central Conn. St.	72 36
												147	A	Delaware	49 44
												164	H	Iona	51 72
												199	A	Temple	71 64
												209	N	Incarnate Word	74 42
												301	H	Manhattan	70 41
												340	H	Mt. St. Mary's	61 37
LAST 12 Division I GAMES:															
				340	H	Mt. St. Mary's	61 37	141	A	Central Conn. St.	72 36				
				301	H	Manhattan	70 41	209	N	Incarnate Word	74 42				
				199	A	Temple	71 64	111	H	Hofstra	60 46				
				37	H	Seton Hall	43 56	64	A	Syracuse	42 59				
				133	N	Drake	56 62	164	H	Iona	51 72				
				147	A	Delaware	49 44								

Non-Div I Games:

Fordham

Average RPI Win:	153	WON-LOST	WINNING	LAST 10	STRENGTH OF	OPP. STRENGTH	TEAM	ADJ.	CONF.	ADJ CONF.
Average RPI Loss:	45	RECORD	PCT. RANK	GAMES	SCHEDULE	OF SCHEDULE	RPI	RPI	RPI	RPI
DIV. I ONLY	6- 3	90	5- 3	10	134	15	15	19	19	
DIV. I NON-CONF.	6- 3	91	6- 3	10	135	15	15	20	20	
TOTALS	RPI 1-25	RPI 26-50	W-L RECORDS	RPI 51-100	RPI 101-150	RPI 150+				
6- 3	0- 1	0- 1	OVERALL	3- 1	0- 0	3- 0				
4- 0	0- 0	0- 0	HOME	2- 0	0- 0	2- 0				
2- 3	0- 1	0- 1	AWAY	1- 1	0- 0	1- 0				
0- 0	0- 0	0- 0	NEUTRAL	0- 0	0- 0	0- 0				
6- 3	0- 1	0- 1	NON-CONFERENCE	3- 1	0- 0	3- 0				
4- 0	0- 0	0- 0	HOME	2- 0	0- 0	2- 0				
2- 3	0- 1	0- 1	AWAY	1- 1	0- 0	1- 0				
0- 0	0- 0	0- 0	NEUTRAL	0- 0	0- 0	0- 0				
0- 0	0- 0	0- 0	CONFERENCE	0- 0	0- 0	0- 0				
0- 0	0- 0	0- 0	HOME	0- 0	0- 0	0- 0				
0- 0	0- 0	0- 0	AWAY	0- 0	0- 0	0- 0				
0- 0	0- 0	0- 0	NEUTRAL	0- 0	0- 0	0- 0				

RPI 1-25				RPI 26-50				RPI 51-100				RPI 101+			
RPI	S	Opponent	Score	RPI	S	Opponent	Score	RPI	S	Opponent	Score	RPI	S	Opponent	Score
19	A	George Washington	64 73	40	A	Southern California	50 68	59	H	St. Mary's (CA)	60 56	193	A	Oregon	68 59
								73	H	UC Riverside	73 61	234	H	Cal St. Fullerton	57 52
								76	A	Bakersfield	60 80	265	H	Cal Poly	67 56
								94	A	San Diego	93 88				
LAST 12 Division I GAMES:															
19	A	George Washington	64 73	193	A	Oregon	68 59								
73	H	UC Riverside	73 61	234	H	Cal St. Fullerton	57 52								
76	A	Bakersfield	60 80	59	H	St. Mary's (CA)	60 56								
94	A	San Diego	93 88												
40	A	Southern California	50 68												
265	H	Cal Poly	67 56												

Non-Div I Games: Bethesda Christian 81 63 Cal St. Stanislaus 65 36

Fresno St.

Average RPI Win: 196	WON-LOST	WINNING	LAST 10	STRENGTH OF	OPP. STRENGTH	TEAM	ADJ.	CONF.	ADJ CONF.
Average RPI Loss: 53	RECORD	PCT. RANK	GAMES	SCHEDULE	OF SCHEDULE	RPI	RPI	RPI	RPI
DIV. I ONLY	7- 4	101	4- 4	66	135	71	71	17	17
DIV. I NON-CONF.	7- 4	102	6- 4	72	137	72	72	18	18
TOTALS	RPI 1-25	RPI 26-50	W-L RECORDS	RPI 51-100	RPI 101-150	RPI 150+			
7- 4	0- 0	0- 3	OVERALL	0- 0	3- 1	4- 0			
5- 0	0- 0	0- 0	HOME	0- 0	1- 0	4- 0			
1- 2	0- 0	0- 1	AWAY	0- 0	1- 1	0- 0			
1- 2	0- 0	0- 2	NEUTRAL	0- 0	1- 0	0- 0			
7- 4	0- 0	0- 3	NON-CONFERENCE	0- 0	3- 1	4- 0			
5- 0	0- 0	0- 0	HOME	0- 0	1- 0	4- 0			
1- 2	0- 0	0- 1	AWAY	0- 0	1- 1	0- 0			
1- 2	0- 0	0- 2	NEUTRAL	0- 0	1- 0	0- 0			
0- 0	0- 0	0- 0	CONFERENCE	0- 0	0- 0	0- 0			
0- 0	0- 0	0- 0	HOME	0- 0	0- 0	0- 0			
0- 0	0- 0	0- 0	AWAY	0- 0	0- 0	0- 0			
0- 0	0- 0	0- 0	NEUTRAL	0- 0	0- 0	0- 0			

RPI 1-25				RPI 26-50				RPI 51-100				Team's RPI: 71		RPI 101+			
RPI	S	Opponent	Score	RPI	S	Opponent	Score	RPI	S	Opponent	Score			RPI	S	Opponent	Score
				27	N	Washington	69 101							106	A	Clemson	69 79
				34	N	Florida St.	63 94							118	H	Appalachian St.	84 79
				46	A	Georgia	51 58							127	N	Hartford	53 43
														135	A	Winthrop	73 55
														151	H	San Diego St.	60 43
														222	H	Davidson	67 60
														279	H	Coastal Caro.	90 56
														343	H	UNC Asheville	81 71
LAST 12 Division I GAMES:																	
				127	N	Hartford	53 43			46	A	Georgia	51 58				
				106	A	Clemson	69 79			343	H	UNC Asheville	81 71				
				151	H	San Diego St.	60 43			118	H	Appalachian St.	84 79				
				135	A	Winthrop	73 55			279	H	Coastal Caro.	90 56				
				222	H	Davidson	67 60			27	N	Washington	69 101				
										34	N	Florida St.	63 94				

Non-Div I Games: North Greenville 75 50 Southern Wesleyan 96 73

Furman

Ga. Southern

Through Games Of Dec. 21, 2014

Average RPI Win:	341	WON-LOST	WINNING	LAST 10	STRENGTH OF	OPP. STRENGTH	TEAM	ADJ.	CONF.	ADJ CONF.
Average RPI Loss:	146	RECORD	PCT. RANK	GAMES	SCHEDULE	OF SCHEDULE	RPI	RPI	RPI	RPI
DIV. I ONLY	1- 6	318	1- 6	87	337	288	288	22	22	
DIV. I NON-CONF.	1- 6	313	1- 6	93	338	289	289	22	22	
TOTALS	RPI 1-25	RPI 26-50	W-L RECORDS	RPI 51-100	RPI 101-150	RPI 150+				
1- 6	0- 0	0- 1	OVERALL	0- 1	0- 1	1- 3				
1- 2	0- 0	0- 0	HOME	0- 1	0- 0	1- 1				
0- 3	0- 0	0- 1	AWAY	0- 0	0- 1	0- 1				
0- 1	0- 0	0- 0	NEUTRAL	0- 0	0- 0	0- 1				
1- 6	0- 0	0- 1	NON-CONFERENCE	0- 1	0- 1	1- 3				
1- 2	0- 0	0- 0	HOME	0- 1	0- 0	1- 1				
0- 3	0- 0	0- 1	AWAY	0- 0	0- 1	0- 1				
0- 1	0- 0	0- 0	NEUTRAL	0- 0	0- 0	0- 1				
0- 0	0- 0	0- 0	CONFERENCE	0- 0	0- 0	0- 0				
0- 0	0- 0	0- 0	HOME	0- 0	0- 0	0- 0				
0- 0	0- 0	0- 0	AWAY	0- 0	0- 0	0- 0				
0- 0	0- 0	0- 0	NEUTRAL	0- 0	0- 0	0- 0				

RPI 1-25			RPI 26-50			RPI 51-100			RPI 101+			Team's RPI: 288
RPI	S	Opponent	Score	RPI	S	Opponent	Score	RPI	S	Opponent	Score	
				46	A	Georgia	52 93	67	H	Kennesaw St.	51 72	
								129	A	Jacksonville St.	52 78	
								159	H	Mercer	61 84	
								175	N	Eastern Wash.	42 55	
								297	A	Lipscomb	74 80	
								341	H	Jacksonville	78 65	
LAST 12 Division I GAMES:												
				175	N	Eastern Wash.	42 55	159	H	Mercer	61 84	
								129	A	Jacksonville St.	52 78	
								46	A	Georgia	52 93	
								67	H	Kennesaw St.	51 72	
								341	H	Jacksonville	78 65	
								297	A	Lipscomb	74 80	

Non-Div I Games: Toccoa Falls 84 36

Ga. Southern

■ Loss,
 ■ Non-Conf,
 ■ S Site,
 ■ H Home
 ■ A Away
 N Neutral

Average RPI Win:	331	WON-LOST	WINNING	LAST 10	STRENGTH OF	OPP. STRENGTH	TEAM	ADJ.	CONF.	ADJ CONF.
Average RPI Loss:	147	RECORD	PCT. RANK	GAMES	SCHEDULE	OF SCHEDULE	RPI	RPI	RPI	RPI
DIV. I ONLY	2- 7	283	2- 6	272	266	294	294	30	30	
DIV. I NON-CONF.	2- 5	265	2- 5	278	294	283	283	30	30	
TOTALS	RPI 1-25	RPI 26-50	W-L RECORDS	RPI 51-100	RPI 101-150	RPI 150+				
2- 7	0- 0	0- 0	OVERALL	0- 2	0- 2	2- 3				
1- 1	0- 0	0- 0	HOME	0- 0	0- 0	1- 1				
1- 6	0- 0	0- 0	AWAY	0- 2	0- 2	1- 2				
0- 0	0- 0	0- 0	NEUTRAL	0- 0	0- 0	0- 0				
2- 5	0- 0	0- 0	NON-CONFERENCE	0- 2	0- 1	2- 2				
1- 1	0- 0	0- 0	HOME	0- 0	0- 0	1- 1				
1- 4	0- 0	0- 0	AWAY	0- 2	0- 1	1- 1				
0- 0	0- 0	0- 0	NEUTRAL	0- 0	0- 0	0- 0				
0- 2	0- 0	0- 0	CONFERENCE	0- 0	0- 1	0- 1				
0- 0	0- 0	0- 0	HOME	0- 0	0- 0	0- 0				
0- 2	0- 0	0- 0	AWAY	0- 0	0- 1	0- 1				
0- 0	0- 0	0- 0	NEUTRAL	0- 0	0- 0	0- 0				

RPI 1-25				RPI 26-50				RPI 51-100				RPI 101+				Team's RPI: 294	
RPI	S	Opponent	Score	RPI	S	Opponent	Score	RPI	S	Opponent	Score	RPI	S	Opponent	Score		
								67	A	Kennesaw St.	47	50	108	A	Liberty	47	56
								90	A	Indiana	54	115	118	A	Appalachian St.	69	77
													169	A	Presbyterian	50	55
													222	H	Davidson	67	68
													254	A	UNC Greensboro	60	76
													325	H	N.C. Central	73	53
													336	A	Wofford	65	60
LAST 12 Division I GAMES:																	
				67	A	Kennesaw St.	47	50	325	H	N.C. Central	73	53				
				108	A	Liberty	47	56	222	H	Davidson	67	68				
				254	A	UNC Greensboro	60	76	90	A	Indiana	54	115				
				169	A	Presbyterian	50	55									
				336	A	Wofford	65	60									
				118	A	Appalachian St.	69	77									

Non-Div I Games: Tenn. Temple 68 48 Montreat 118 37

Gardner-Webb

Loss, Non-Conf, S Site, H Home A Away N Neutral

Average RPI Win: 246		WON-LOST	WINNING	LAST 10	STRENGTH OF	OPP. STRENGTH	TEAM	ADJ.	CONF.	ADJ CONF.
Average RPI Loss: 175		RECORD	PCT. RANK	GAMES	SCHEDULE	OF SCHEDULE	RPI	RPI	RPI	RPI
DIV. I ONLY		7- 4	101	6- 4	345	118	263	263	6	6
DIV. I NON-CONF.		7- 4	102	7- 4	346	118	264	264	6	6
TOTALS	RPI 1-25		RPI 26-50	W-L RECORDS		RPI 51-100	RPI 101-150		RPI 150+	
7- 4	0- 0		0- 0	OVERALL		0- 0	1- 2		6- 2	
3- 2	0- 0		0- 0	HOME		0- 0	0- 1		3- 1	
1- 1	0- 0		0- 0	AWAY		0- 0	0- 0		1- 1	
3- 1	0- 0		0- 0	NEUTRAL		0- 0	1- 1		2- 0	
7- 4	0- 0		0- 0	NON-CONFERENCE		0- 0	1- 2		6- 2	
3- 2	0- 0		0- 0	HOME		0- 0	0- 1		3- 1	
1- 1	0- 0		0- 0	AWAY		0- 0	0- 0		1- 1	
3- 1	0- 0		0- 0	NEUTRAL		0- 0	1- 1		2- 0	
0- 0	0- 0		0- 0	CONFERENCE		0- 0	0- 0		0- 0	
0- 0	0- 0		0- 0	HOME		0- 0	0- 0		0- 0	
0- 0	0- 0		0- 0	AWAY		0- 0	0- 0		0- 0	
0- 0	0- 0		0- 0	NEUTRAL		0- 0	0- 0		0- 0	

[illegible]

Non-Div I Games:

George Mason

Loss, Non-Conf, S Site, H Home A Away N Neutral

Average RPI Win:	112	WON-LOST	WINNING	LAST 10	STRENGTH OF	OPP. STRENGTH	TEAM	ADJ.	CONF.	ADJ CONF.
Average RPI Loss:	40	RECORD	PCT. RANK	GAMES	SCHEDULE	OF SCHEDULE	RPI	RPI	RPI	RPI
DIV. I ONLY	8- 2	49	8- 1	39	6	19	19	6	6	
DIV. I NON-CONF.	8- 2	48	8- 2	40	6	19	19	6	6	
TOTALS	RPI 1-25	RPI 26-50	W-L RECORDS	RPI 51-100	RPI 101-150	RPI 150+				
8- 2	1- 0	0- 2	OVERALL	4- 0	0- 0	3- 0				
5- 1	1- 0	0- 1	HOME	1- 0	0- 0	3- 0				
1- 1	0- 0	0- 1	AWAY	1- 0	0- 0	0- 0				
2- 0	0- 0	0- 0	NEUTRAL	2- 0	0- 0	0- 0				
8- 2	1- 0	0- 2	NON-CONFERENCE	4- 0	0- 0	3- 0				
5- 1	1- 0	0- 1	HOME	1- 0	0- 0	3- 0				
1- 1	0- 0	0- 1	AWAY	1- 0	0- 0	0- 0				
2- 0	0- 0	0- 0	NEUTRAL	2- 0	0- 0	0- 0				
0- 0	0- 0	0- 0	CONFERENCE	0- 0	0- 0	0- 0				
0- 0	0- 0	0- 0	HOME	0- 0	0- 0	0- 0				
0- 0	0- 0	0- 0	AWAY	0- 0	0- 0	0- 0				
0- 0	0- 0	0- 0	NEUTRAL	0- 0	0- 0	0- 0				

RPI 1-25				RPI 26-50				RPI 51-100				RPI 101+			
RPI	S	Opponent	Score	RPI	S	Opponent	Score	RPI	S	Opponent	Score	RPI	S	Opponent	Score
15	H	Fresno St.	73 64	39	A	FGCU	75 88	52	N	Purdue	79 59	152	H	Memphis	63 44
				41	H	Maryland	65 75	59	H	St. Mary's (CA)	70 52	178	H	Grambling	89 51
								68	N	North Carolina St.	74 66	281	H	Georgetown	72 60
								87	A	American	63 52				
LAST 12 Division I GAMES:															
				52	N	Purdue	79 59	59	H	St. Mary's (CA)	70 52				
				68	N	North Carolina St.	74 66	152	H	Memphis	63 44				
				178	H	Grambling	89 51	281	H	Georgetown	72 60				
				41	H	Maryland	65 75	15	H	Fresno St.	73 64				
				87	A	American	63 52								
				39	A	FGCU	75 88								

Non-Div I Games: Bowie St. 88 45

George Washington

Average RPI Win:	321	WON-LOST	WINNING	LAST 10	STRENGTH OF	OPP. STRENGTH	TEAM	ADJ.	CONF.	ADJ CONF.
Average RPI Loss:	137	RECORD	PCT. RANK	GAMES	SCHEDULE	OF SCHEDULE	RPI	RPI	RPI	RPI
DIV. I ONLY	2- 9	305	1- 9	131	231	281	281	8	8	
DIV. I NON-CONF.	2- 9	301	2- 9	140	229	282	282	8	8	
TOTALS	RPI 1-25	RPI 26-50	W-L RECORDS	RPI 51-100	RPI 101-150	RPI 150+				
2- 9	0- 2	0- 0	OVERALL	0- 1	0- 1	2- 5				
2- 2	0- 0	0- 0	HOME	0- 0	0- 0	2- 2				
0- 4	0- 2	0- 0	AWAY	0- 1	0- 0	0- 1				
0- 3	0- 0	0- 0	NEUTRAL	0- 0	0- 1	0- 2				
2- 9	0- 2	0- 0	NON-CONFERENCE	0- 1	0- 1	2- 5				
2- 2	0- 0	0- 0	HOME	0- 0	0- 0	2- 2				
0- 4	0- 2	0- 0	AWAY	0- 1	0- 0	0- 1				
0- 3	0- 0	0- 0	NEUTRAL	0- 0	0- 1	0- 2				
0- 0	0- 0	0- 0	CONFERENCE	0- 0	0- 0	0- 0				
0- 0	0- 0	0- 0	HOME	0- 0	0- 0	0- 0				
0- 0	0- 0	0- 0	AWAY	0- 0	0- 0	0- 0				
0- 0	0- 0	0- 0	NEUTRAL	0- 0	0- 0	0- 0				

RPI 1-25				RPI 26-50				RPI 51-100				RPI 101+ Team's RPI: 281			
RPI	S	Opponent	Score	RPI	S	Opponent	Score	RPI	S	Opponent	Score	RPI	S	Opponent	Score
16	A	Princeton	54 83					79	A	Kansas	42 55	148	N	Alabama	58 72
19	A	George Washington	60 72									152	H	Memphis	46 63
												160	A	Richmond	57 65
												182	H	Florida	73 81
												199	N	Temple	58 81
												275	N	Holy Cross	69 73
												310	H	UMES	88 75
												332	H	Loyola Maryland	71 44
LAST 12 Division I GAMES:															
148	N	Alabama	58 72	152	H	Memphis	46 63								
199	N	Temple	58 81	19	A	George Washington	60 72								
332	H	Loyola Maryland	71 44	16	A	Princeton	54 83								
160	A	Richmond	57 65	275	N	Holy Cross	69 73								
310	H	UMES	88 75	182	H	Florida	73 81								
				79	A	Kansas	42 55								

Non-Div I Games:

Georgetown

■ Loss,
 ■ Non-Conf,
 S Site,
 ■ Home
 ■ Away
 N Neutral

Average RPI Win:	193	WON-LOST	WINNING	LAST 10	STRENGTH OF	OPP. STRENGTH	TEAM	ADJ.	CONF.	ADJ CONF.
Average RPI Loss:	0	RECORD	PCT. RANK	GAMES	SCHEDULE	OF SCHEDULE	RPI	RPI	RPI	RPI
DIV. I ONLY	11- 0	1	10- 0	267	66	46	46	4	4	
DIV. I NON-CONF.	11- 0	1	11- 0	270	67	47	47	4	4	
TOTALS	RPI 1-25	RPI 26-50	W-L RECORDS	RPI 51-100	RPI 101-150	RPI 150+				
11- 0	0- 0	1- 0	OVERALL	2- 0	1- 0	7- 0				
7- 0	0- 0	0- 0	HOME	2- 0	0- 0	5- 0				
4- 0	0- 0	1- 0	AWAY	0- 0	1- 0	2- 0				
0- 0	0- 0	0- 0	NEUTRAL	0- 0	0- 0	0- 0				
11- 0	0- 0	1- 0	NON-CONFERENCE	2- 0	1- 0	7- 0				
7- 0	0- 0	0- 0	HOME	2- 0	0- 0	5- 0				
4- 0	0- 0	1- 0	AWAY	0- 0	1- 0	2- 0				
0- 0	0- 0	0- 0	NEUTRAL	0- 0	0- 0	0- 0				
0- 0	0- 0	0- 0	CONFERENCE	0- 0	0- 0	0- 0				
0- 0	0- 0	0- 0	HOME	0- 0	0- 0	0- 0				
0- 0	0- 0	0- 0	AWAY	0- 0	0- 0	0- 0				
0- 0	0- 0	0- 0	NEUTRAL	0- 0	0- 0	0- 0				

RPI 1-25			RPI 26-50			Team's RPI: 46	RPI 51-100			RPI 101+		
RPI S	Opponent	Score	RPI S	Opponent	Score		RPI S	Opponent	Score	RPI S	Opponent	Score
			50 A	Ohio St.	67 59		63 H	Michigan St.	69 60	119 A	Georgia Tech	64 57
							71 H	Furman	58 51	159 A	Mercer	68 49
										184 H	TCU	62 53
										288 H	Ga. Southern	93 52
										291 H	Colgate	66 35
										296 H	Coppin St.	49 29
										300 A	Tennessee Tech	74 51
										302 H	Morgan St.	68 36
LAST 12 Division I GAMES:												
			71 H	Furman	58 51		63 H	Michigan St.	69 60			
			119 A	Georgia Tech	64 57		159 A	Mercer	68 49			
			50 A	Ohio St.	67 59		296 H	Coppin St.	49 29			
			184 H	TCU	62 53		300 A	Tennessee Tech	74 51			
			302 H	Morgan St.	68 36		291 H	Colgate	66 35			
							288 H	Ga. Southern	93 52			

Non-Div I Games:

Georgia

Average RPI Win:	215	WON-LOST	WINNING	LAST 10	STRENGTH OF	OPP. STRENGTH	TEAM	ADJ.	CONF.	ADJ CONF.
Average RPI Loss:	126	RECORD	PCT. RANK	GAMES	SCHEDULE	OF SCHEDULE	RPI	RPI	RPI	RPI
DIV. I ONLY	4- 4	155	4- 4	174	240	213	213	22	22	
DIV. I NON-CONF.	4- 4	152	4- 4	177	238	217	217	22	22	
TOTALS	RPI 1-25	RPI 26-50	W-L RECORDS	RPI 51-100	RPI 101-150	RPI 150+				
4- 4	0- 0	0- 0	OVERALL	0- 1	0- 1	4- 2				
3- 3	0- 0	0- 0	HOME	0- 1	0- 1	3- 1				
1- 1	0- 0	0- 0	AWAY	0- 0	0- 0	1- 1				
0- 0	0- 0	0- 0	NEUTRAL	0- 0	0- 0	0- 0				
4- 4	0- 0	0- 0	NON-CONFERENCE	0- 1	0- 1	4- 2				
3- 3	0- 0	0- 0	HOME	0- 1	0- 1	3- 1				
1- 1	0- 0	0- 0	AWAY	0- 0	0- 0	1- 1				
0- 0	0- 0	0- 0	NEUTRAL	0- 0	0- 0	0- 0				
0- 0	0- 0	0- 0	CONFERENCE	0- 0	0- 0	0- 0				
0- 0	0- 0	0- 0	HOME	0- 0	0- 0	0- 0				
0- 0	0- 0	0- 0	AWAY	0- 0	0- 0	0- 0				
0- 0	0- 0	0- 0	NEUTRAL	0- 0	0- 0	0- 0				

RPI 1-25				RPI 26-50				RPI 51-100				RPI 101+				Team's RPI: 213	
RPI	S	Opponent	Score	RPI	S	Opponent	Score	RPI	S	Opponent	Score	RPI	S	Opponent	Score		
								67	H	Kennesaw St.	64	73	108	H	Liberty	71	73
												155	A	Morehead St.	72	74	
												165	A	North Florida	72	59	
												174	H	La Salle	68	76	
												186	H	Massachusetts	71	66	
												207	H	Samford	61	56	
												300	H	Tennessee Tech	72	60	
LAST 12 Division I GAMES:																	
				174	H	La Salle	68	76	300	H	Tennessee Tech	72	60				
				186	H	Massachusetts	71	66	155	A	Morehead St.	72	74				
									67	H	Kennesaw St.	64	73				
									108	H	Liberty	71	73				
									207	H	Samford	61	56				
									165	A	North Florida	72	59				

Non-Div I Games: Thomas (GA) 101 55

Georgia St.

Georgia Tech

Through Games Of Dec. 21, 2014

Average RPI Win:	232	WON-LOST	WINNING	LAST 10	STRENGTH OF	OPP. STRENGTH	TEAM	ADJ.	CONF.	ADJ CONF.
Average RPI Loss:	38	RECORD	PCT. RANK	GAMES	SCHEDULE	OF SCHEDULE	RPI	RPI	RPI	RPI
DIV. I ONLY	8- 4	90	6- 4	195	95	119	119	2	2	
DIV. I NON-CONF.	8- 4	91	8- 4	198	98	121	121	2	2	
TOTALS	RPI 1-25	RPI 26-50	W-L RECORDS	RPI 51-100	RPI 101-150	RPI 150+				
8- 4	0- 1	0- 2	OVERALL	1- 1	0- 0	7- 0				
5- 1	0- 0	0- 1	HOME	1- 0	0- 0	4- 0				
2- 1	0- 0	0- 0	AWAY	0- 1	0- 0	2- 0				
1- 2	0- 1	0- 1	NEUTRAL	0- 0	0- 0	1- 0				
8- 4	0- 1	0- 2	NON-CONFERENCE	1- 1	0- 0	7- 0				
5- 1	0- 0	0- 1	HOME	1- 0	0- 0	4- 0				
2- 1	0- 0	0- 0	AWAY	0- 1	0- 0	2- 0				
1- 2	0- 1	0- 1	NEUTRAL	0- 0	0- 0	1- 0				
0- 0	0- 0	0- 0	CONFERENCE	0- 0	0- 0	0- 0				
0- 0	0- 0	0- 0	HOME	0- 0	0- 0	0- 0				
0- 0	0- 0	0- 0	AWAY	0- 0	0- 0	0- 0				
0- 0	0- 0	0- 0	NEUTRAL	0- 0	0- 0	0- 0				

RPI 1-25				RPI 26-50				RPI 51-100				RPI 101+ Team's RPI: 119			
RPI	S	Opponent	Score	RPI	S	Opponent	Score	RPI	S	Opponent	Score	RPI	S	Opponent	Score
6	N	Green Bay	50 71	38	N	Minnesota	69 72	63	A	Michigan St.	73 79	178	H	Grambling	97 64
				46	H	Georgia	57 64	67	H	Kennesaw St.	77 48	211	N	Villanova	71 63
												227	A	Loyola Chicago	92 57
												253	H	Central Ark.	88 50
												299	H	Alabama St.	77 53
												302	H	Morgan St.	105 76
												317	A	St. Francis Brooklyn	65 59
LAST 12 Division I GAMES:															
317	A	St. Francis Brooklyn	65 59	6	N	Green Bay	50 71	178	H	Grambling	97 64				
299	H	Alabama St.	77 53	46	H	Georgia	57 64	67	H	Kennesaw St.	77 48				
253	H	Central Ark.	88 50	63	A	Michigan St.	73 79	302	H	Morgan St.	105 76				
63	A	Michigan St.	73 79	38	N	Minnesota	69 72	227	A	Loyola Chicago	92 57				
211	N	Villanova	71 63												

Non-Div I Games:

Georgia Tech

■ Loss,
 ■ Non-Conf,
 S Site,
 ■ Home
 ■ Away
 N Neutral

Gonzaga

Through Games Of Dec. 21, 2014

Average RPI Win: 168	WON-LOST	WINNING	LAST 10	STRENGTH OF	OPP. STRENGTH	TEAM	ADJ.	CONF.	ADJ CONF.
Average RPI Loss: 47	RECORD	PCT. RANK	GAMES	SCHEDULE	OF SCHEDULE	RPI	RPI	RPI	RPI
DIV. I ONLY	7- 4	101	1- 0	41	94	55	55	7	7
DIV. I NON-CONF.	7- 4	102	1- 0	42	97	58	58	7	7
TOTALS	RPI 1-25	RPI 26-50	W-L RECORDS	RPI 51-100	RPI 101-150	RPI 150+			
7- 4	1- 1	0- 2	OVERALL	0- 1	1- 0	5- 0			
4- 1	1- 0	0- 1	HOME	0- 0	0- 0	3- 0			
3- 1	0- 0	0- 0	AWAY	0- 0	1- 0	2- 0			
0- 2	0- 1	0- 0	NEUTRAL	0- 1	0- 0	0- 0			
7- 4	1- 1	0- 2	NON-CONFERENCE	0- 1	1- 0	5- 0			
4- 1	1- 0	0- 1	HOME	0- 0	0- 0	3- 0			
3- 1	0- 0	0- 1	AWAY	0- 0	1- 0	2- 0			
0- 2	0- 1	0- 0	NEUTRAL	0- 1	0- 0	0- 0			
0- 0	0- 0	0- 0	CONFERENCE	0- 0	0- 0	0- 0			
0- 0	0- 0	0- 0	HOME	0- 0	0- 0	0- 0			
0- 0	0- 0	0- 0	AWAY	0- 0	0- 0	0- 0			
0- 0	0- 0	0- 0	NEUTRAL	0- 0	0- 0	0- 0			

RPI 1-25				RPI 26-50				RPI 51-100				Team's RPI: 55		RPI 101+			
RPI	S	Opponent	Score	RPI	S	Opponent	Score	RPI	S	Opponent	Score			RPI	S	Opponent	Score
11	N	Iowa	67 79	43	A	Northwestern	43 62	87	N	American	56 59			123	A	Montana St.	89 60
13	H	Dayton	75 65	45	H	Washington St.	58 59							153	H	Southern Utah	70 51
														175	A	Eastern Wash.	61 60
														214	H	Portland St.	73 41
														244	A	Wyoming	70 56
														252	H	Idaho St.	88 63
LAST 12 Division I GAMES:																	
214	H	Portland St.	73 41	11	N	Iowa	67 79										
153	H	Southern Utah	70 51	87	N	American	56 59										
43	A	Northwestern	43 62	123	A	Montana St.	89 60										
244	A	Wyoming	70 56	252	H	Idaho St.	88 63										
45	H	Washington St.	58 59	13	H	Dayton	75 65										
175	A	Eastern Wash.	61 60														

Non-Div I Games:

Gonzaga

■ Loss,
 ■ Non-Conf, S Site,
 ■ Home
 ■ Away
 N Neutral

Average RPI Win:	247	WON-LOST	WINNING	LAST 10	STRENGTH OF	OPP. STRENGTH	TEAM	ADJ.	CONF.	ADJ CONF.
Average RPI Loss:	92	RECORD	PCT. RANK	GAMES	SCHEDULE	OF SCHEDULE	RPI	RPI	RPI	RPI
DIV. I ONLY	1- 7	321	1- 7	9	206	178	178	31	31	
DIV. I NON-CONF.	1- 7	318	1- 7	9	206	177	177	32	32	
TOTALS	RPI 1-25	RPI 26-50	W-L RECORDS	RPI 51-100	RPI 101-150	RPI 150+				
1- 7	0- 1	0- 1	OVERALL	0- 2	0- 1	1- 2				
1- 0	0- 0	0- 0	HOME	0- 0	0- 0	1- 0				
0- 7	0- 1	0- 1	AWAY	0- 2	0- 1	0- 2				
0- 0	0- 0	0- 0	NEUTRAL	0- 0	0- 0	0- 0				
1- 7	0- 1	0- 1	NON-CONFERENCE	0- 2	0- 1	1- 2				
1- 0	0- 0	0- 0	HOME	0- 0	0- 0	1- 0				
0- 7	0- 1	0- 1	AWAY	0- 2	0- 1	0- 2				
0- 0	0- 0	0- 0	NEUTRAL	0- 0	0- 0	0- 0				
0- 0	0- 0	0- 0	CONFERENCE	0- 0	0- 0	0- 0				
0- 0	0- 0	0- 0	HOME	0- 0	0- 0	0- 0				
0- 0	0- 0	0- 0	AWAY	0- 0	0- 0	0- 0				
0- 0	0- 0	0- 0	NEUTRAL	0- 0	0- 0	0- 0				

RPI 1-25				RPI 26-50				RPI 51-100				RPI 101+ Team's RPI: 178			
RPI	S	Opponent	Score	RPI	S	Opponent	Score	RPI	S	Opponent	Score	RPI	S	Opponent	Score
19	A	George Washington	51 89	27	A	Washington	53 84	57	A	Auburn	42 92	119	A	Georgia Tech	64 97
								80	A	Kansas St.	38 61	166	A	Ole Miss	67 92
												179	A	Arizona	51 65
												247	H	Northwestern St.	44 41
LAST 12 Division I GAMES:															
27	A	Washington	53 84	80	A	Kansas St.	38 61								
247	H	Northwestern St.	44 41	166	A	Ole Miss	67 92								
179	A	Arizona	51 65												
119	A	Georgia Tech	64 97												
19	A	George Washington	51 89												
57	A	Auburn	42 92												

Non-Div I Games: LSU-Shreveport 67 58 Tougaloo 98 59

Grambling

Loss, Non-Conf, S Site, H Home A Away N Neutral

Grand Canyon

Through Games Of Dec. 21, 2014

Average RPI Win:	260	WON-LOST	WINNING	LAST 10	STRENGTH OF	OPP. STRENGTH	TEAM	ADJ.	CONF.	ADJ CONF.
Average RPI Loss:	206	RECORD	PCT. RANK	GAMES	SCHEDULE	OF SCHEDULE	RPI	RPI	RPI	RPI
DIV. I ONLY	3- 7	251	3- 6	333	167	331	331	33	33	
DIV. I NON-CONF.	3- 7	251	3- 7	336	169	330	330	33	33	
TOTALS	RPI 1-25	RPI 26-50	W-L RECORDS	RPI 51-100	RPI 101-150	RPI 150+				
3- 7	0- 1	0- 0	OVERALL	0- 0	0- 0	3- 6				
2- 3	0- 1	0- 0	HOME	0- 0	0- 0	2- 2				
1- 3	0- 0	0- 0	AWAY	0- 0	0- 0	1- 3				
0- 1	0- 0	0- 0	NEUTRAL	0- 0	0- 0	0- 1				
3- 7	0- 1	0- 0	NON-CONFERENCE	0- 0	0- 0	3- 6				
2- 3	0- 1	0- 0	HOME	0- 0	0- 0	2- 2				
1- 3	0- 0	0- 0	AWAY	0- 0	0- 0	1- 3				
0- 1	0- 0	0- 0	NEUTRAL	0- 0	0- 0	0- 1				
0- 0	0- 0	0- 0	CONFERENCE	0- 0	0- 0	0- 0				
0- 0	0- 0	0- 0	HOME	0- 0	0- 0	0- 0				
0- 0	0- 0	0- 0	AWAY	0- 0	0- 0	0- 0				
0- 0	0- 0	0- 0	NEUTRAL	0- 0	0- 0	0- 0				

RPI 1-25				RPI 26-50				RPI 51-100				RPI 101+ Team's RPI: 331			
RPI	S	Opponent	Score	RPI	S	Opponent	Score	RPI	S	Opponent	Score	RPI	S	Opponent	Score
14	H	Louisville	51 65									168	A	Northern Colo.	47 66
												198	A	Oral Roberts	54 51
												200	N	Northern Ky.	45 52
												216	H	Nevada	52 64
												274	H	New Orleans	59 57
												277	H	UC Irvine	53 54
												284	A	Austin Peay	77 84
												286	A	Navy	51 60
												307	H	North Dakota St.	69 54
LAST 12 Division I GAMES:															
274	H	New Orleans	59 57	307	H	North Dakota St.	69 54								
286	A	Navy	51 60	14	H	Louisville	51 65								
200	N	Northern Ky.	45 52	198	A	Oral Roberts	54 51								
284	A	Austin Peay	77 84	168	A	Northern Colo.	47 66								
277	H	UC Irvine	53 54	216	H	Nevada	52 64								

Non-Div I Games: Western St. 76 52

Grand Canyon

Loss, Non-Conf, S Site, H Home A Away N Neutral

Average RPI Win:	118	WON-LOST	WINNING	LAST 10	STRENGTH OF	OPP. STRENGTH	TEAM	ADJ.	CONF.	ADJ CONF.
Average RPI Loss:	28	RECORD	PCT. RANK	GAMES	SCHEDULE	OF SCHEDULE	RPI	RPI	RPI	RPI
DIV. I ONLY	9- 2	36	0- 1	16	27	6	6	10	10	
DIV. I NON-CONF.	9- 2	36	0- 1	18	28	6	6	10	10	
TOTALS	RPI 1-25	RPI 26-50	W-L RECORDS	RPI 51-100	RPI 101-150	RPI 150+				
9- 2	1- 1	0- 0	OVERALL	3- 1	3- 0	2- 0				
4- 0	0- 0	0- 0	HOME	1- 0	2- 0	1- 0				
3- 1	0- 0	0- 0	AWAY	2- 1	0- 0	1- 0				
2- 1	1- 1	0- 0	NEUTRAL	0- 0	1- 0	0- 0				
9- 2	1- 1	0- 0	NON-CONFERENCE	3- 1	3- 0	2- 0				
4- 0	0- 0	0- 0	HOME	1- 0	2- 0	1- 0				
3- 1	0- 0	0- 0	AWAY	2- 1	0- 0	1- 0				
2- 1	1- 1	0- 0	NEUTRAL	0- 0	1- 0	0- 0				
0- 0	0- 0	0- 0	CONFERENCE	0- 0	0- 0	0- 0				
0- 0	0- 0	0- 0	HOME	0- 0	0- 0	0- 0				
0- 0	0- 0	0- 0	AWAY	0- 0	0- 0	0- 0				
0- 0	0- 0	0- 0	NEUTRAL	0- 0	0- 0	0- 0				

RPI	S	Opponent	Score	RPI	S	Opponent	Score	RPI	S	Opponent	Score	RPI	S	Opponent	Score
2	N	UConn	53 89					52	A	Purdue	81 78	114	H	Duquesne	84 52
4	N	Arizona St.	63 57					53	A	Vanderbilt	64 68	119	N	Georgia Tech	71 50
								56	A	South Dakota St.	77 75	137	H	Wisconsin	53 43
								99	H	Western Mich.	70 55	183	A	Marquette	94 66
												298	H	Vermont	60 40
LAST 12 Division I GAMES:															
2	N	UConn	53 89	298	H	Vermont	60 40	114	H	Duquesne	84 52	52	A	Purdue	81 78
53	A	Vanderbilt	64 68	99	H	Western Mich.	70 55	137	H	Wisconsin	53 43	56	A	South Dakota St.	77 75
183	A	Marquette	94 66	4	N	Arizona St.	63 57	119	N	Georgia Tech	71 50				

Non-Div I Games:

Green Bay

■ Loss,
 ■ Non-Conf, S Site,
 ■ Home
 ■ Away
 N Neutral

Average RPI Win:	195	WON-LOST	WINNING	LAST 10	STRENGTH OF	OPP. STRENGTH	TEAM	ADJ.	CONF.	ADJ CONF.
Average RPI Loss:	41	RECORD	PCT. RANK	GAMES	SCHEDULE	OF SCHEDULE	RPI	RPI	RPI	RPI
DIV. I ONLY	3- 7	251	3- 7	2	130	58	58	32	32	
DIV. I NON-CONF.	2- 7	281	2- 7	1	151	37	37	31	31	
TOTALS	RPI 1-25	RPI 26-50	W-L RECORDS	RPI 51-100	RPI 101-150	RPI 150+				
3- 7	0- 2	0- 3	OVERALL	0- 2	1- 0	2- 0				
1- 2	0- 1	0- 1	HOME	0- 0	0- 0	1- 0				
2- 5	0- 1	0- 2	AWAY	0- 2	1- 0	1- 0				
0- 0	0- 0	0- 0	NEUTRAL	0- 0	0- 0	0- 0				
2- 7	0- 2	0- 3	NON-CONFERENCE	0- 2	1- 0	1- 0				
0- 2	0- 1	0- 1	HOME	0- 0	0- 0	0- 0				
2- 5	0- 1	0- 2	AWAY	0- 2	1- 0	1- 0				
0- 0	0- 0	0- 0	NEUTRAL	0- 0	0- 0	0- 0				
1- 0	0- 0	0- 0	CONFERENCE	0- 0	0- 0	1- 0				
1- 0	0- 0	0- 0	HOME	0- 0	0- 0	1- 0				
0- 0	0- 0	0- 0	AWAY	0- 0	0- 0	0- 0				
0- 0	0- 0	0- 0	NEUTRAL	0- 0	0- 0	0- 0				

RPI 1-25				RPI 26-50				RPI 51-100 Team's RPI: 58				RPI 101+			
RPI	S	Opponent	Score	RPI	S	Opponent	Score	RPI	S	Opponent	Score	RPI	S	Opponent	Score
7	A	James Madison	53 85	28	A	Quinnipiac	59 87	69	A	Lehigh	67 85	122	A	Penn	58 43
12	H	South Carolina	49 69	43	A	Northwestern	36 62	80	A	Kansas St.	46 66	160	A	Richmond	64 53
				45	H	Washington St.	60 74					302	H	Morgan St.	63 43
LAST 12 Division I GAMES:															
7	A	James Madison	53 85	302	H	Morgan St.	63 43								
12	H	South Carolina	49 69	160	A	Richmond	64 53								
28	A	Quinnipiac	59 87	122	A	Penn	58 43								
43	A	Northwestern	36 62	69	A	Lehigh	67 85								
				45	H	Washington St.	60 74								
				80	A	Kansas St.	46 66								

Non-Div I Games:

Hampton

■ Loss,
 ■ Non-Conf, S Site,
 ■ Home
 ■ Away
 N Neutral

Hartford

Through Games Of Dec. 21, 2014

Average RPI Win:	191	WON-LOST	WINNING	LAST 10	STRENGTH OF	OPP. STRENGTH	TEAM	ADJ.	CONF.	ADJ CONF.
Average RPI Loss:	80	RECORD	PCT. RANK	GAMES	SCHEDULE	OF SCHEDULE	RPI	RPI	RPI	RPI
DIV. I ONLY	5- 7	201	3- 7	52	107	127	127	24	24	
DIV. I NON-CONF.	5- 7	199	5- 7	56	107	129	129	24	24	
TOTALS	RPI 1-25	RPI 26-50	W-L RECORDS	RPI 51-100	RPI 101-150	RPI 150+				
5- 7	0- 0	0- 3	OVERALL	0- 1	1- 2	4- 1				
3- 2	0- 0	0- 1	HOME	0- 0	0- 1	3- 0				
2- 2	0- 0	0- 0	AWAY	0- 0	1- 1	1- 1				
0- 3	0- 0	0- 2	NEUTRAL	0- 1	0- 0	0- 0				
5- 7	0- 0	0- 3	NON-CONFERENCE	0- 1	1- 2	4- 1				
3- 2	0- 0	0- 1	HOME	0- 0	0- 1	3- 0				
2- 2	0- 0	0- 0	AWAY	0- 0	1- 1	1- 1				
0- 3	0- 0	0- 2	NEUTRAL	0- 1	0- 0	0- 0				
0- 0	0- 0	0- 0	CONFERENCE	0- 0	0- 0	0- 0				
0- 0	0- 0	0- 0	HOME	0- 0	0- 0	0- 0				
0- 0	0- 0	0- 0	AWAY	0- 0	0- 0	0- 0				
0- 0	0- 0	0- 0	NEUTRAL	0- 0	0- 0	0- 0				

RPI 1-25				RPI 26-50				RPI 51-100				RPI 101+				Team's RPI: 127
RPI	S	Opponent	Score	RPI	S	Opponent	Score	RPI	S	Opponent	Score	RPI	S	Opponent	Score	
				27	N	Washington	70 81	71	N	Furman	43 53	102	A	Lafayette	59 74	
				28	H	Quinnipiac	58 70					109	H	Boston College	61 73	
				34	N	Florida St.	59 69					141	A	Central Conn. St.	75 63	
												172	A	Cornell	48 46	
												181	H	Sacred Heart	68 63	
												189	A	Dartmouth	43 49	
												196	H	Providence	57 54	
												266	H	Penn St.	62 57	
LAST 12 Division I GAMES:																
				28	H	Quinnipiac	58 70	189	A	Dartmouth	43 49					
				181	H	Sacred Heart	68 63	34	N	Florida St.	59 69					
				266	H	Penn St.	62 57	27	N	Washington	70 81					
				109	H	Boston College	61 73	71	N	Furman	43 53					
				141	A	Central Conn. St.	75 63	102	A	Lafayette	59 74					
				172	A	Cornell	48 46	196	H	Providence	57 54					

Non-Div I Games:

Hartford

■ Loss,
 ■ Non-Conf,
 ■ S Site,
 ■ H Home
 ■ A Away
 N Neutral

Average RPI Win: 210	WON-LOST	WINNING	LAST 10	STRENGTH OF	OPP. STRENGTH	TEAM	ADJ.	CONF.	ADJ CONF.
Average RPI Loss: 144	RECORD	PCT. RANK	GAMES	SCHEDULE	OF SCHEDULE	RPI	RPI	RPI	RPI
DIV. I ONLY	5- 4	136	5- 4	224	72	130	130	12	12
DIV. I NON-CONF.	5- 4	139	5- 4	227	73	131	131	12	12
TOTALS	RPI 1-25	RPI 26-50	W-L RECORDS	RPI 51-100	RPI 101-150	RPI 150+			
5- 4	0- 1	1- 0	OVERALL	0- 0	0- 1	4- 2			
2- 0	0- 0	0- 0	HOME	0- 0	0- 0	2- 0			
1- 3	0- 1	0- 0	AWAY	0- 0	0- 1	1- 1			
2- 1	0- 0	1- 0	NEUTRAL	0- 0	0- 0	1- 1			
5- 4	0- 1	1- 0	NON-CONFERENCE	0- 0	0- 1	4- 2			
2- 0	0- 0	0- 0	HOME	0- 0	0- 0	2- 0			
1- 3	0- 1	0- 0	AWAY	0- 0	0- 1	1- 1			
2- 1	0- 0	1- 0	NEUTRAL	0- 0	0- 0	1- 1			
0- 0	0- 0	0- 0	CONFERENCE	0- 0	0- 0	0- 0			
0- 0	0- 0	0- 0	HOME	0- 0	0- 0	0- 0			
0- 0	0- 0	0- 0	AWAY	0- 0	0- 0	0- 0			
0- 0	0- 0	0- 0	NEUTRAL	0- 0	0- 0	0- 0			

RPI 1-25				RPI 26-50				RPI 51-100				RPI 101+ Team's RPI: 130			
RPI	S	Opponent	Score	RPI	S	Opponent	Score	RPI	S	Opponent	Score	RPI	S	Opponent	Score
1	A	Notre Dame	43 97	28	N	Quinnipiac	87 83					103	A	Maine	46 65
												186	A	Massachusetts	75 62
												199	N	Temple	69 81
												268	H	Northeastern	67 65
												273	A	Boston U.	62 63
												275	N	Holy Cross	79 76
												291	H	Colgate	68 53
LAST 12 Division I GAMES:															
268	H	Northeastern	67 65	275	N	Holy Cross	79 76								
103	A	Maine	46 65	1	A	Notre Dame	43 97								
186	A	Massachusetts	75 62	28	N	Quinnipiac	87 83								
199	N	Temple	69 81	273	A	Boston U.	62 63								
				291	H	Colgate	68 53								

Non-Div I Games:

Harvard

Average RPI Win:	252	WON-LOST	WINNING	LAST 10	STRENGTH OF	OPP. STRENGTH	TEAM	ADJ.	CONF.	ADJ CONF.
Average RPI Loss:	38	RECORD	PCT. RANK	GAMES	SCHEDULE	OF SCHEDULE	RPI	RPI	RPI	RPI
DIV. I ONLY	5- 4	136	1- 0	181	48	157	157	15	15	
DIV. I NON-CONF.	5- 4	139	1- 0	184	48	157	157	15	15	
TOTALS	RPI 1-25	RPI 26-50	W-L RECORDS	RPI 51-100	RPI 101-150	RPI 150+				
5- 4	0- 1	0- 2	OVERALL	0- 1	1- 0	4- 0				
2- 4	0- 1	0- 2	HOME	0- 1	0- 0	2- 0				
3- 0	0- 0	0- 0	AWAY	0- 0	1- 0	2- 0				
0- 0	0- 0	0- 0	NEUTRAL	0- 0	0- 0	0- 0				
5- 4	0- 1	0- 2	NON-CONFERENCE	0- 1	1- 0	4- 0				
2- 4	0- 1	0- 2	HOME	0- 1	0- 0	2- 0				
3- 0	0- 0	0- 0	AWAY	0- 0	1- 0	2- 0				
0- 0	0- 0	0- 0	NEUTRAL	0- 0	0- 0	0- 0				
0- 0	0- 0	0- 0	CONFERENCE	0- 0	0- 0	0- 0				
0- 0	0- 0	0- 0	HOME	0- 0	0- 0	0- 0				
0- 0	0- 0	0- 0	AWAY	0- 0	0- 0	0- 0				
0- 0	0- 0	0- 0	NEUTRAL	0- 0	0- 0	0- 0				

RPI 1-25					RPI 26-50					RPI 51-100					RPI 101+ Team's RPI: 157				
RPI	S	Opponent	Score		RPI	S	Opponent	Score		RPI	S	Opponent	Score		RPI	S	Opponent	Score	
10	H	North Carolina	65	74	26	H	California	72	79	86	H	Pacific	61	69	139	A	Colorado St.	63	58
					29	H	Stanford	73	86						202	H	Prairie View	72	58
															270	H	UNLV	79	70
															305	A	Loyola Marymount	85	76
															344	A	Denver	60	58
LAST 12 Division I GAMES:																			
305	A	Loyola Marymount	85	76	202	H	Prairie View	72	58										
86	H	Pacific	61	69	344	A	Denver	60	58										
10	H	North Carolina	65	74	139	A	Colorado St.	63	58										
29	H	Stanford	73	86															
270	H	UNLV	79	70															
26	H	California	72	79															

Non-Div I Games: BYU-Hawaii 92 40

Hawaii

■ Loss,
 ■ Non-Conf, S Site,
 ■ Home
 ■ Away
 N Neutral

Average RPI Win:	202	WON-LOST	WINNING	LAST 10	STRENGTH OF	OPP. STRENGTH	TEAM	ADJ.	CONF.	ADJ CONF.
Average RPI Loss:	109	RECORD	PCT. RANK	GAMES	SCHEDULE	OF SCHEDULE	RPI	RPI	RPI	RPI
DIV. I ONLY	5- 5	155	1- 1	162	143	150	150	30	30	
DIV. I NON-CONF.	3- 5	214	0- 1	84	136	148	148	30	30	
TOTALS	RPI 1-25	RPI 26-50	W-L RECORDS	RPI 51-100	RPI 101-150	RPI 150+				
5- 5	0- 1	0- 0	OVERALL	1- 1	0- 2	4- 1				
5- 0	0- 0	0- 0	HOME	1- 0	0- 0	4- 0				
0- 5	0- 0	0- 0	AWAY	0- 0	0- 0	0- 0				
0- 0	0- 0	0- 0	NEUTRAL	0- 0	0- 0	0- 0				
3- 5	0- 1	0- 0	NON-CONFERENCE	1- 1	0- 2	2- 1				
3- 0	0- 0	0- 0	HOME	1- 0	0- 0	2- 0				
0- 5	0- 1	0- 0	AWAY	0- 1	0- 2	0- 1				
0- 0	0- 0	0- 0	NEUTRAL	0- 0	0- 0	0- 0				
2- 0	0- 0	0- 0	CONFERENCE	0- 0	0- 0	2- 0				
2- 0	0- 0	0- 0	HOME	0- 0	0- 0	2- 0				
0- 0	0- 0	0- 0	AWAY	0- 0	0- 0	0- 0				
0- 0	0- 0	0- 0	NEUTRAL	0- 0	0- 0	0- 0				

RPI 1-25				RPI 26-50				RPI 51-100				RPI 101+ Team's RPI: 150			
RPI	S	Opponent	Score	RPI	S	Opponent	Score	RPI	S	Opponent	Score	RPI	S	Opponent	Score
9	A	Nebraska	57 83					68	A	North Carolina St.	62 66	113	A	VCU	59 81
								95	H	Elon	87 71	132	A	East Tenn. St.	76 84
												162	H	William & Mary	87 80
												169	H	Presbyterian	54 49
												222	A	Davidson	57 76
												254	H	UNC Greensboro	78 67
												328	H	Longwood	81 60
LAST 12 Division I GAMES:															
254	H	UNC Greensboro	78 67	328	H	Longwood	81 60								
169	H	Presbyterian	54 49	68	A	North Carolina St.	62 66								
95	H	Elon	87 71	9	A	Nebraska	57 83								
222	A	Davidson	57 76	113	A	VCU	59 81								
162	H	William & Mary	87 80												
132	A	East Tenn. St.	76 84												

Non-Div I Games: Brevard 72 65

High Point

Hofstra

Through Games Of Dec. 21, 2014

Average RPI Win:	169	WON-LOST	WINNING	LAST 10	STRENGTH OF	OPP. STRENGTH	TEAM	ADJ.	CONF.	ADJ CONF.
Average RPI Loss:	101	RECORD	PCT. RANK	GAMES	SCHEDULE	OF SCHEDULE	RPI	RPI	RPI	RPI
DIV. I ONLY	7- 3	78	7- 3	228	33	111	111	11	11	
DIV. I NON-CONF.	7- 3	79	7- 3	231	33	114	114	11	11	
TOTALS	RPI 1-25	RPI 26-50	W-L RECORDS	RPI 51-100	RPI 101-150	RPI 150+				
7- 3	0- 1	0- 0	OVERALL	1- 0	3- 2	3- 0				
3- 2	0- 1	0- 0	HOME	0- 0	2- 1	1- 0				
4- 1	0- 0	0- 0	AWAY	1- 0	1- 1	2- 0				
0- 0	0- 0	0- 0	NEUTRAL	0- 0	0- 0	0- 0				
7- 3	0- 1	0- 0	NON-CONFERENCE	1- 0	3- 2	3- 0				
3- 2	0- 1	0- 0	HOME	0- 0	2- 1	1- 0				
4- 1	0- 0	0- 0	AWAY	1- 0	1- 1	2- 0				
0- 0	0- 0	0- 0	NEUTRAL	0- 0	0- 0	0- 0				
0- 0	0- 0	0- 0	CONFERENCE	0- 0	0- 0	0- 0				
0- 0	0- 0	0- 0	HOME	0- 0	0- 0	0- 0				
0- 0	0- 0	0- 0	AWAY	0- 0	0- 0	0- 0				
0- 0	0- 0	0- 0	NEUTRAL	0- 0	0- 0	0- 0				

RPI 1-25				RPI 26-50				RPI 51-100				RPI 101+ Team's RPI: 111			
RPI	S	Opponent	Score	RPI	S	Opponent	Score	RPI	S	Opponent	Score	RPI	S	Opponent	Score
17	H	Western Ky.	65 70					85	A	Albany (NY)	65 55	109	A	Boston College	75 61
												110	H	UNI	61 58
												134	H	Fairfield	66 53
												141	H	Central Conn. St.	66 71
												146	A	Fordham	46 60
												194	H	Robert Morris	71 51
												240	A	NJIT	62 47
												314	A	Norfolk St.	64 47
LAST 12 Division I GAMES:															
314	A	Norfolk St.	64 47	109	A	Boston College	75 61								
146	A	Fordham	46 60	240	A	NJIT	62 47								
134	H	Fairfield	66 53	194	H	Robert Morris	71 51								
141	H	Central Conn. St.	66 71	85	A	Albany (NY)	65 55								
				17	H	Western Ky.	65 70								
				110	H	UNI	61 58								

Non-Div I Games:

Hofstra

■ Loss,
 ■ Non-Conf, S Site,
 ■ Home
 ■ Away
 N Neutral

Holy Cross

Through Games Of Dec. 21, 2014

Average RPI Win:	195	WON-LOST	WINNING	LAST 10	STRENGTH OF	OPP. STRENGTH	TEAM	ADJ.	CONF.	ADJ CONF.
Average RPI Loss:	146	RECORD	PCT. RANK	GAMES	SCHEDULE	OF SCHEDULE	RPI	RPI	RPI	RPI
DIV. I ONLY	2- 8	291	2- 8	194	104	275	275	23	23	
DIV. I NON-CONF.	2- 8	289	2- 8	197	104	277	277	23	23	
TOTALS	RPI 1-25	RPI 26-50	W-L RECORDS	RPI 51-100	RPI 101-150	RPI 150+				
2- 8	0- 1	0- 1	OVERALL	0- 0	1- 1	1- 5				
1- 1	0- 0	0- 0	HOME	0- 0	1- 0	0- 1				
0- 5	0- 1	0- 0	AWAY	0- 0	0- 0	0- 4				
1- 2	0- 0	0- 1	NEUTRAL	0- 0	0- 1	1- 0				
2- 8	0- 1	0- 1	NON-CONFERENCE	0- 0	1- 1	1- 5				
1- 1	0- 0	0- 0	HOME	0- 0	1- 0	0- 1				
0- 5	0- 1	0- 0	AWAY	0- 0	0- 0	0- 4				
1- 2	0- 0	0- 1	NEUTRAL	0- 0	0- 1	1- 0				
0- 0	0- 0	0- 0	CONFERENCE	0- 0	0- 0	0- 0				
0- 0	0- 0	0- 0	HOME	0- 0	0- 0	0- 0				
0- 0	0- 0	0- 0	AWAY	0- 0	0- 0	0- 0				
0- 0	0- 0	0- 0	NEUTRAL	0- 0	0- 0	0- 0				

RPI 1-25				RPI 26-50				RPI 51-100				RPI 101+ Team's RPI: 275			
RPI	S	Opponent	Score	RPI	S	Opponent	Score	RPI	S	Opponent	Score	RPI	S	Opponent	Score
1	A	Notre Dame	29 104	28	N	Quinnipiac	67 74					109	H	Boston College	80 64
												130	N	Harvard	76 79
												158	A	Bryant	68 74
												171	A	Yale	70 83
												186	A	Massachusetts	61 72
												189	A	Dartmouth	53 69
												281	N	Georgetown	73 69
												301	H	Manhattan	60 66
LAST 12 Division I GAMES:															
186	A	Massachusetts	61 72	158	A	Bryant	68 74								
109	H	Boston College	80 64	281	N	Georgetown	73 69								
171	A	Yale	70 83	130	N	Harvard	76 79								
301	H	Manhattan	60 66	28	N	Quinnipiac	67 74								
				1	A	Notre Dame	29 104								
				189	A	Dartmouth	53 69								

Non-Div I Games:

Holy Cross

■ Loss,
 ■ Non-Conf, S Site,
 ■ Home
 ■ Away
 N Neutral

Average RPI Win:	270	WON-LOST	WINNING	LAST 10	STRENGTH OF	OPP. STRENGTH	TEAM	ADJ.	CONF.	ADJ CONF.
Average RPI Loss:	129	RECORD	PCT. RANK	GAMES	SCHEDULE	OF SCHEDULE	RPI	RPI	RPI	RPI
DIV. I ONLY	5- 6	180	4- 6	266	213	228	228	9	9	
DIV. I NON-CONF.	5- 6	175	5- 6	269	213	231	231	9	9	
TOTALS	RPI 1-25	RPI 26-50	W-L RECORDS	RPI 51-100	RPI 101-150	RPI 150+				
5- 6	0- 1	0- 1	OVERALL	0- 1	0- 0	5- 3				
1- 2	0- 0	0- 0	HOME	0- 0	0- 0	1- 2				
2- 2	0- 0	0- 1	AWAY	0- 1	0- 0	2- 0				
2- 2	0- 1	0- 0	NEUTRAL	0- 0	0- 0	2- 1				
5- 6	0- 1	0- 1	NON-CONFERENCE	0- 1	0- 0	5- 3				
1- 2	0- 0	0- 0	HOME	0- 0	0- 0	1- 2				
2- 2	0- 0	0- 1	AWAY	0- 1	0- 0	2- 0				
2- 2	0- 1	0- 0	NEUTRAL	0- 0	0- 0	2- 1				
0- 0	0- 0	0- 0	CONFERENCE	0- 0	0- 0	0- 0				
0- 0	0- 0	0- 0	HOME	0- 0	0- 0	0- 0				
0- 0	0- 0	0- 0	AWAY	0- 0	0- 0	0- 0				
0- 0	0- 0	0- 0	NEUTRAL	0- 0	0- 0	0- 0				

RPI 1-25				RPI 26-50				RPI 51-100				RPI 101+ Team's RPI: 228			
RPI	S	Opponent	Score	RPI	S	Opponent	Score	RPI	S	Opponent	Score	RPI	S	Opponent	Score
7	N	James Madison	60 84	36	A	Texas A&M	55 94	70	A	Texas Tech	54 60	185	N	Nicholls St.	65 47
												202	H	Prairie View	56 61
												209	H	Incarnate Word	48 50
												220	N	UTSA	56 53
												252	N	Idaho St.	67 73
												269	H	Rice	59 58
												337	A	North Texas	46 42
												338	A	A&M-Corpus Christi	68 66
LAST 12 Division I GAMES:															
		70	A	Texas Tech	54	60				202	H	Prairie View	56	61	
		185	N	Nicholls St.	65	47				269	H	Rice	59	58	
		220	N	UTSA	56	53				7	N	James Madison	60	84	
		36	A	Texas A&M	55	94				252	N	Idaho St.	67	73	
		337	A	North Texas	46	42				338	A	A&M-Corpus Christi	68	66	
										209	H	Incarnate Word	48	50	

Non-Div I Games:

Houston

■ Loss,
■ Non-Conf,
■ S Site,
■ H Home
■ A Away
N Neutral

Average RPI Win: 264		WON-LOST	WINNING	LAST 10	STRENGTH OF	OPP. STRENGTH	TEAM	ADJ.	CONF.	ADJ CONF.
Average RPI Loss: 194		RECORD	PCT. RANK	GAMES	SCHEDULE	OF SCHEDULE	RPI	RPI	RPI	RPI
DIV. I ONLY		2- 4	239	2- 4	270	286	245	245	28	28
DIV. I NON-CONF.		2- 4	238	2- 4	273	285	246	246	28	28
TOTALS	RPI 1-25		RPI 26-50		W-L RECORDS		RPI 51-100		RPI 101-150	RPI 150+
2- 4	0- 0		0- 0		OVERALL		0- 0		0- 1	2- 3
0- 1	0- 0		0- 0		HOME		0- 0		0- 0	0- 1
2- 3	0- 0		0- 0		AWAY		0- 0		0- 1	2- 2
0- 0	0- 0		0- 0		NEUTRAL		0- 0		0- 0	0- 0
2- 4	0- 0		0- 0		NON-CONFERENCE		0- 0		0- 1	2- 3
0- 1	0- 0		0- 0		HOME		0- 0		0- 0	0- 1
2- 3	0- 0		0- 0		AWAY		0- 0		0- 1	2- 2
0- 0	0- 0		0- 0		NEUTRAL		0- 0		0- 0	0- 0
0- 0	0- 0		0- 0		CONFERENCE		0- 0		0- 0	0- 0
0- 0	0- 0		0- 0		HOME		0- 0		0- 0	0- 0
0- 0	0- 0		0- 0		AWAY		0- 0		0- 0	0- 0
0- 0	0- 0		0- 0		NEUTRAL		0- 0		0- 0	0- 0

RPI 1-25				RPI 26-50				RPI 51-100				RPI 101+ Team's RPI: 245			
RPI	S	Opponent	Score	RPI	S	Opponent	Score	RPI	S	Opponent	Score	RPI	S	Opponent	Score
												143	A	Tex.-Pan American	72 75
												184	A	TCU	64 87
												190	A	Texas-Arlington	73 83
												219	A	Texas St.	61 56
												259	H	Texas Southern	80 92
												309	A	UTEP	87 77
LAST 12 Division I GAMES:															
				259	H	Texas Southern	80 92	184	A	TCU	64 87				
				309	A	UTEP	87 77								
				143	A	Tex.-Pan American	72 75								
				219	A	Texas St.	61 56								
				190	A	Texas-Arlington	73 83								

Average RPI Win:	325	WON-LOST	WINNING	LAST 10	STRENGTH OF	OPP. STRENGTH	TEAM	ADJ.	CONF.	ADJ CONF.
Average RPI Loss:	154	RECORD	PCT. RANK	GAMES	SCHEDULE	OF SCHEDULE	RPI	RPI	RPI	RPI
DIV. I ONLY	1- 11	336	0- 1	151	255	312	312	32	32	
DIV. I NON-CONF.	0- 10	334	0- 1	105	215	305	305	31	31	
TOTALS	RPI 1-25	RPI 26-50	W-L RECORDS	RPI 51-100	RPI 101-150	RPI 150+				
1- 11	0- 1	0- 0	OVERALL	0- 3	0- 1	1- 6				
1- 4	0- 0	0- 0	HOME	0- 0	0- 1	1- 3				
0- 6	0- 0	0- 0	AWAY	0- 0	0- 0	0- 0				
0- 1	0- 0	0- 0	NEUTRAL	0- 0	0- 0	0- 1				
0- 10	0- 1	0- 0	NON-CONFERENCE	0- 3	0- 1	0- 5				
0- 3	0- 0	0- 0	HOME	0- 0	0- 1	0- 2				
0- 6	0- 1	0- 0	AWAY	0- 3	0- 0	0- 2				
0- 1	0- 0	0- 0	NEUTRAL	0- 0	0- 0	0- 1				
1- 1	0- 0	0- 0	CONFERENCE	0- 0	0- 0	1- 1				
1- 1	0- 0	0- 0	HOME	0- 0	0- 0	1- 1				
0- 0	0- 0	0- 0	AWAY	0- 0	0- 0	0- 0				
0- 0	0- 0	0- 0	NEUTRAL	0- 0	0- 0	0- 0				

RPI 1-25				RPI 26-50				RPI 51-100				RPI 101+ Team's RPI: 312			
RPI	S	Opponent	Score	RPI	S	Opponent	Score	RPI	S	Opponent	Score	RPI	S	Opponent	Score
10	A	North Carolina	49 83					59	A	St. Mary's (CA)	55 80	114	H	Duquesne	63 89
								89	A	Virginia	53 74	174	A	La Salle	64 65
								93	A	Old Dominion	54 75	199	H	Temple	48 78
												201	H	New Hampshire	68 78
												221	H	N.C. A&T	69 80
												244	N	Wyoming	53 67
												290	A	LIU Brooklyn	74 83
												325	H	N.C. Central	70 65
LAST 12 Division I GAMES:															
221	H	N.C. A&T	69 80	174	A	La Salle	64 65								
93	A	Old Dominion	54 75	89	A	Virginia	53 74								
244	N	Wyoming	53 67	199	H	Temple	48 78								
59	A	St. Mary's (CA)	55 80	290	A	LIU Brooklyn	74 83								
114	H	Duquesne	63 89	325	H	N.C. Central	70 65								
201	H	New Hampshire	68 78	10	A	North Carolina	49 83								

Non-Div I Games:

Howard

■ Loss,
 ■ Non-Conf,
 S Site,
 ■ Home
 ■ Away
 N Neutral

Average RPI Win:	264	WON-LOST	WINNING	LAST 10	STRENGTH OF	OPP. STRENGTH	TEAM	ADJ.	CONF.	ADJ CONF.
Average RPI Loss:	137	RECORD	PCT. RANK	GAMES	SCHEDULE	OF SCHEDULE	RPI	RPI	RPI	RPI
DIV. I ONLY	3- 6	239	3- 6	121	314	204	204	25	25	
DIV. I NON-CONF.	3- 6	238	3- 6	129	313	208	208	25	25	
TOTALS	RPI 1-25	RPI 26-50	W-L RECORDS	RPI 51-100	RPI 101-150	RPI 150+				
3- 6	0- 0	0- 2	OVERALL	0- 1	0- 0	3- 3				
2- 1	0- 0	0- 0	HOME	0- 0	0- 0	2- 1				
1- 5	0- 0	0- 2	AWAY	0- 1	0- 0	1- 2				
0- 0	0- 0	0- 0	NEUTRAL	0- 0	0- 0	0- 0				
3- 6	0- 0	0- 2	NON-CONFERENCE	0- 1	0- 0	3- 3				
2- 1	0- 0	0- 0	HOME	0- 0	0- 0	2- 1				
1- 5	0- 0	0- 2	AWAY	0- 1	0- 0	1- 2				
0- 0	0- 0	0- 0	NEUTRAL	0- 0	0- 0	0- 0				
0- 0	0- 0	0- 0	CONFERENCE	0- 0	0- 0	0- 0				
0- 0	0- 0	0- 0	HOME	0- 0	0- 0	0- 0				
0- 0	0- 0	0- 0	AWAY	0- 0	0- 0	0- 0				
0- 0	0- 0	0- 0	NEUTRAL	0- 0	0- 0	0- 0				

RPI 1-25				RPI 26-50				RPI 51-100				RPI 101+				Team's RPI: 204	
RPI	S	Opponent	Score	RPI	S	Opponent	Score	RPI	S	Opponent	Score	RPI	S	Opponent	Score		
				31	A	West Virginia	48 82	90	A	Indiana	37 80	167	A	USC Upstate	73 85		
				47	A	Illinois	63 70					200	H	Northern Ky.	65 59		
												205	H	Detroit	74 81		
												258	H	Evansville	77 59		
												279	A	Coastal Caro.	63 90		
												333	A	Chicago St.	79 62		
LAST 12 Division I GAMES:																	
				279	A	Coastal Caro.	63 90	31	A	West Virginia	48 82						
				167	A	USC Upstate	73 85	90	A	Indiana	37 80						
				258	H	Evansville	77 59	200	H	Northern Ky.	65 59						
				47	A	Illinois	63 70	333	A	Chicago St.	79 62						
								205	H	Detroit	74 81						

Non-Div I Games: Grace (IN) 90 51

IPFW

Average RPI Win:	280	WON-LOST	WINNING	LAST 10	STRENGTH OF	OPP. STRENGTH	TEAM	ADJ.	CONF.	ADJ CONF.
Average RPI Loss:	118	RECORD	PCT. RANK	GAMES	SCHEDULE	OF SCHEDULE	RPI	RPI	RPI	RPI
DIV. I ONLY	3- 7	251	2- 6	141	202	257	257	25	25	
DIV. I NON-CONF.	3- 7	251	3- 7	148	201	259	259	25	25	
TOTALS	RPI 1-25	RPI 26-50	W-L RECORDS	RPI 51-100	RPI 101-150	RPI 150+				
3- 7	0- 1	0- 1	OVERALL	0- 2	0- 1	3- 2				
3- 2	0- 1	0- 1	HOME	0- 0	0- 0	3- 0				
0- 3	0- 0	0- 0	AWAY	0- 1	0- 0	0- 1				
0- 2	0- 0	0- 0	NEUTRAL	0- 0	0- 1	0- 1				
3- 7	0- 1	0- 1	NON-CONFERENCE	0- 2	0- 1	3- 2				
3- 2	0- 1	0- 1	HOME	0- 0	0- 0	3- 0				
0- 3	0- 0	0- 0	AWAY	0- 2	0- 0	0- 1				
0- 2	0- 0	0- 0	NEUTRAL	0- 0	0- 1	0- 1				
0- 0	0- 0	0- 0	CONFERENCE	0- 0	0- 0	0- 0				
0- 0	0- 0	0- 0	HOME	0- 0	0- 0	0- 0				
0- 0	0- 0	0- 0	AWAY	0- 0	0- 0	0- 0				
0- 0	0- 0	0- 0	NEUTRAL	0- 0	0- 0	0- 0				

RPI 1-25			RPI 26-50			RPI 51-100			RPI 101+			Team's RPI: 257
RPI	S	Opponent	Score	RPI	S	Opponent	Score	RPI	S	Opponent	Score	
14	H	Louisville	69 89	30	H	Indiana St.	60 61	63	A	Michigan St.	45 64	123 N Montana St. 74 80
								90	A	Indiana	55 68	246 A Missouri St. 58 68
												258 H Evansville 62 50
												259 N Texas Southern 61 71
												276 H SIUE 87 76
												306 H Eastern Ill. 66 44
LAST 12 Division I GAMES:												
258	H	Evansville	62 50	90	A	Indiana	55 68					
246	A	Missouri St.	58 68	30	H	Indiana St.	60 61					
306	H	Eastern Ill.	66 44	123	N	Montana St.	74 80					
14	H	Louisville	69 89	259	N	Texas Southern	61 71					
				276	H	SIUE	87 76					
				63	A	Michigan St.	45 64					

Non-Div I Games: Ind.-Southeast 95 45 Ind.-Kokomo 102 44

IUPUI

Loss, Non-Conf, S Site, H Home A Away N Neutral

Average RPI Win:	274	WON-LOST	WINNING	LAST 10	STRENGTH OF	OPP. STRENGTH	TEAM	ADJ.	CONF.	ADJ CONF.
Average RPI Loss:	52	RECORD	PCT. RANK	GAMES	SCHEDULE	OF SCHEDULE	RPI	RPI	RPI	RPI
DIV. I ONLY	4- 5	186	1- 1	55	222	88	88	21	21	
DIV. I NON-CONF.	4- 5	181	1- 1	60	221	89	89	21	21	
TOTALS	RPI 1-25	RPI 26-50	W-L RECORDS	RPI 51-100	RPI 101-150	RPI 150+				
4- 5	0- 1	0- 1	OVERALL	0- 3	0- 0	4- 0				
0- 1	0- 0	0- 0	HOME	0- 1	0- 0	0- 0				
3- 4	0- 1	0- 1	AWAY	0- 2	0- 0	3- 0				
1- 0	0- 0	0- 0	NEUTRAL	0- 0	0- 0	1- 0				
4- 5	0- 1	0- 1	NON-CONFERENCE	0- 3	0- 0	4- 0				
0- 1	0- 0	0- 0	HOME	0- 1	0- 0	0- 0				
3- 4	0- 1	0- 1	AWAY	0- 2	0- 0	3- 0				
1- 0	0- 0	0- 0	NEUTRAL	0- 0	0- 0	1- 0				
0- 0	0- 0	0- 0	CONFERENCE	0- 0	0- 0	0- 0				
0- 0	0- 0	0- 0	HOME	0- 0	0- 0	0- 0				
0- 0	0- 0	0- 0	AWAY	0- 0	0- 0	0- 0				
0- 0	0- 0	0- 0	NEUTRAL	0- 0	0- 0	0- 0				

RPI 1-25				RPI 26-50				RPI 51-100 Team's RPI: 88				RPI 101+			
RPI	S	Opponent	Score	RPI	S	Opponent	Score	RPI	S	Opponent	Score	RPI	S	Opponent	Score
5	A	Baylor	70 88	33	A	Oregon St.	53 75	60	A	Toledo	67 80	244	A	Wyoming	77 66
								66	A	CSUN	50 67	250	N	Southeast Mo. St.	78 62
								94	H	San Diego	52 58	260	A	Seattle	65 50
												342	A	UC Santa Barbara	47 44
LAST 12 Division I GAMES:															
244	A	Wyoming	77 66	5	A	Baylor	70 88	33	A	Oregon St.	53 75	260	A	Seattle	65 50
94	H	San Diego	52 58	60	A	Toledo	67 80	342	A	UC Santa Barbara	47 44	66	A	CSUN	50 67
250	N	Southeast Mo. St.	78 62												

Non-Div I Games: Multnomah 104 19 Lewis-Clark St. 74 48

Idaho

Loss, Non-Conf, S Site, H Home A Away N Neutral

Idaho St.

Through Games Of Dec. 21, 2014

Average RPI Win:	270	WON-LOST	WINNING	LAST 10	STRENGTH OF	OPP. STRENGTH	TEAM	ADJ.	CONF.	ADJ CONF.
Average RPI Loss:	121	RECORD	PCT. RANK	GAMES	SCHEDULE	OF SCHEDULE	RPI	RPI	RPI	RPI
DIV. I ONLY	3- 6	239	3- 6	257	96	252	252	21	21	
DIV. I NON-CONF.	3- 6	238	3- 6	259	99	254	254	21	21	
TOTALS	RPI 1-25	RPI 26-50	W-L RECORDS	RPI 51-100	RPI 101-150	RPI 150+				
3- 6	0- 0	0- 1	OVERALL	0- 1	0- 2	3- 2				
1- 2	0- 0	0- 0	HOME	0- 0	0- 2	1- 0				
1- 3	0- 0	0- 1	AWAY	0- 1	0- 0	1- 1				
1- 1	0- 0	0- 0	NEUTRAL	0- 0	0- 0	1- 1				
3- 6	0- 0	0- 1	NON-CONFERENCE	0- 1	0- 2	3- 2				
1- 2	0- 0	0- 0	HOME	0- 0	0- 2	1- 0				
1- 3	0- 0	0- 1	AWAY	0- 1	0- 0	1- 1				
1- 1	0- 0	0- 0	NEUTRAL	0- 0	0- 0	1- 1				
0- 0	0- 0	0- 0	CONFERENCE	0- 0	0- 0	0- 0				
0- 0	0- 0	0- 0	HOME	0- 0	0- 0	0- 0				
0- 0	0- 0	0- 0	AWAY	0- 0	0- 0	0- 0				
0- 0	0- 0	0- 0	NEUTRAL	0- 0	0- 0	0- 0				

RPI 1-25				RPI 26-50				RPI 51-100				RPI 101+				Team's RPI: 252	
RPI	S	Opponent	Score	RPI	S	Opponent	Score	RPI	S	Opponent	Score	RPI	S	Opponent	Score		
				45	A	Washington St.	34 84	55	A	Gonzaga	63 88	120	H	Boise St.	62 86		
												133	H	Drake	66 80		
												151	N	San Diego St.	53 68		
												223	A	Utah	40 59		
												228	N	Houston	73 67		
												260	A	Seattle	63 55		
												323	H	Utah Valley	68 67		
LAST 12 Division I GAMES:																	
				323	H	Utah Valley	68 67	260	A	Seattle	63 55						
				223	A	Utah	40 59	45	A	Washington St.	34 84						
				133	H	Drake	66 80	228	N	Houston	73 67						
				120	H	Boise St.	62 86										
				151	N	San Diego St.	53 68										
				55	A	Gonzaga	63 88										

Non-Div I Games: Northwest Nazarene 88 69

Idaho St.

■ Loss,
 ■ Non-Conf, S Site,
 ■ Home
 ■ Away
 N Neutral

Ill.-Chicago

Through Games Of Dec. 21, 2014

Average RPI Win:	297	WON-LOST	WINNING	LAST 10	STRENGTH OF	OPP. STRENGTH	TEAM	ADJ.	CONF.	ADJ CONF.
Average RPI Loss:	57	RECORD	PCT. RANK	GAMES	SCHEDULE	OF SCHEDULE	RPI	RPI	RPI	RPI
DIV. I ONLY	7- 3	78	6- 3	227	310	136	136	10	10	
DIV. I NON-CONF.	7- 3	79	7- 3	230	310	135	135	10	10	
TOTALS	RPI 1-25	RPI 26-50	W-L RECORDS	RPI 51-100	RPI 101-150	RPI 150+				
7- 3	0- 0	0- 2	OVERALL	0- 1	0- 0	7- 0				
5- 0	0- 0	0- 0	HOME	0- 0	0- 0	5- 0				
2- 1	0- 0	0- 1	AWAY	0- 0	0- 0	2- 0				
0- 2	0- 0	0- 1	NEUTRAL	0- 1	0- 0	0- 0				
7- 3	0- 0	0- 2	NON-CONFERENCE	0- 1	0- 0	7- 0				
5- 0	0- 0	0- 0	HOME	0- 0	0- 0	5- 0				
2- 1	0- 0	0- 1	AWAY	0- 0	0- 0	2- 0				
0- 2	0- 0	0- 1	NEUTRAL	0- 1	0- 0	0- 0				
0- 0	0- 0	0- 0	CONFERENCE	0- 0	0- 0	0- 0				
0- 0	0- 0	0- 0	HOME	0- 0	0- 0	0- 0				
0- 0	0- 0	0- 0	AWAY	0- 0	0- 0	0- 0				
0- 0	0- 0	0- 0	NEUTRAL	0- 0	0- 0	0- 0				

RPI 1-25			RPI 26-50			RPI 51-100			RPI 101+			Team's RPI: 136
RPI	S	Opponent	Score	RPI	S	Opponent	Score	RPI	S	Opponent	Score	
				35	N	Mississippi St.	36 73	93	N	Old Dominion	55 61	230 H Western Ill.
				43	A	Northwestern	40 61					276 H SIUE
												289 A Miami (OH)
												306 A Eastern Ill.
												321 H Northern Ill.
												326 H Bradley
												333 H Chicago St.
LAST 12 Division I GAMES:												
				230	H	Western Ill.	67 54	93	N	Old Dominion	55 61	
				276	H	SIUE	63 52	35	N	Mississippi St.	36 73	
				43	A	Northwestern	40 61	333	H	Chicago St.	70 44	
				289	A	Miami (OH)	72 69	306	A	Eastern Ill.	78 66	
				321	H	Northern Ill.	61 47					
				326	H	Bradley	71 43					

Non-Div I Games: Ill.-Springfield 61 44

Ill.-Chicago

■ Loss,
 ■ Non-Conf,
 ■ S Site,
 ■ H Home
 ■ A Away
 N Neutral

Illinois

Through Games Of Dec. 21, 2014

Average RPI Win:	154	WON-LOST	WINNING	LAST 10	STRENGTH OF	OPP. STRENGTH	TEAM	ADJ.	CONF.	ADJ CONF.
Average RPI Loss:	54	RECORD	PCT. RANK	GAMES	SCHEDULE	OF SCHEDULE	RPI	RPI	RPI	RPI
DIV. I ONLY	8- 3	64	7- 3	84	21	47	47	1	1	
DIV. I NON-CONF.	8- 3	65	8- 3	91	21	48	48	1	1	
TOTALS	RPI 1-25	RPI 26-50	W-L RECORDS	RPI 51-100	RPI 101-150	RPI 150+				
8- 3	1- 0	0- 2	OVERALL	1- 1	1- 0	5- 0				
5- 0	0- 0	0- 0	HOME	1- 0	0- 0	4- 0				
2- 1	0- 0	0- 1	AWAY	0- 0	1- 0	1- 0				
1- 2	1- 0	0- 1	NEUTRAL	0- 1	0- 0	0- 0				
8- 3	1- 0	0- 2	NON-CONFERENCE	1- 1	1- 0	5- 0				
5- 0	0- 0	0- 0	HOME	1- 0	0- 0	4- 0				
2- 1	0- 0	0- 1	AWAY	0- 0	1- 0	1- 0				
1- 2	1- 0	0- 1	NEUTRAL	0- 1	0- 0	0- 0				
0- 0	0- 0	0- 0	CONFERENCE	0- 0	0- 0	0- 0				
0- 0	0- 0	0- 0	HOME	0- 0	0- 0	0- 0				
0- 0	0- 0	0- 0	AWAY	0- 0	0- 0	0- 0				
0- 0	0- 0	0- 0	NEUTRAL	0- 0	0- 0	0- 0				

RPI 1-25				RPI 26-50				Team's RPI: 47		RPI 51-100				RPI 101+			
RPI	S	Opponent	Score	RPI	S	Opponent	Score	RPI	S	Opponent	Score	RPI	S	Opponent	Score		
3	N	Kentucky	77 71	37	A	Seton Hall	72 82	83	N	Oklahoma	76 78	112	A	Southern Ill.	86 42		
				42	N	South Fla.	61 67	89	H	Virginia	86 63	152	H	Memphis	60 58		
												194	H	Robert Morris	66 48		
												204	H	IPFW	70 63		
												236	H	Southern U.	62 42		
												239	A	Valparaiso	80 58		
LAST 12 Division I GAMES:																	
		3 N Kentucky	77 71			239 A Valparaiso	80 58										
		236 H Southern U.	62 42			37 A Seton Hall	72 82										
		152 H Memphis	60 58			112 A Southern Ill.	86 42										
		194 H Robert Morris	66 48			89 H Virginia	86 63										
		204 H IPFW	70 63			83 N Oklahoma	76 78										
						42 N South Fla.	61 67										

Non-Div I Games:

Illinois

Loss, Non-Conf, S Site, H Home A Away N Neutral

Average RPI Win: 0		WON-LOST	WINNING	LAST 10	STRENGTH OF	OPP. STRENGTH	TEAM	ADJ.	CONF.	ADJ CONF.
Average RPI Loss: 173		RECORD	PCT. RANK	GAMES	SCHEDULE	OF SCHEDULE	RPI	RPI	RPI	RPI
DIV. I ONLY		0- 9	337	0- 9	101	321	315	315	16	16
DIV. I NON-CONF.		0- 9	334	0- 9	109	318	315	315	16	16
TOTALS	RPI 1-25		RPI 26-50		W-L RECORDS	RPI 51-100	RPI 101-150		RPI 150+	
0- 9	0- 1		0- 0		OVERALL	0- 0	0- 3		0- 5	
0- 4	0- 1		0- 0		HOME	0- 0	0- 0		0- 3	
0- 4	0- 0		0- 0		AWAY	0- 0	0- 3		0- 1	
0- 1	0- 0		0- 0		NEUTRAL	0- 0	0- 0		0- 1	
0- 9	0- 1		0- 0		NON-CONFERENCE	0- 0	0- 3		0- 5	
0- 4	0- 1		0- 0		HOME	0- 0	0- 0		0- 3	
0- 4	0- 0		0- 0		AWAY	0- 0	0- 3		0- 1	
0- 1	0- 0		0- 0		NEUTRAL	0- 0	0- 0		0- 1	
0- 0	0- 0		0- 0		CONFERENCE	0- 0	0- 0		0- 0	
0- 0	0- 0		0- 0		HOME	0- 0	0- 0		0- 0	
0- 0	0- 0		0- 0		AWAY	0- 0	0- 0		0- 0	
0- 0	0- 0		0- 0		NEUTRAL	0- 0	0- 0		0- 0	

RPI 1-25				
RPI	S	Opponent	Score	
4	H	Arizona St.	44	89

RPI 26-50				
RPI	S	Opponent	Score	

RPI 51-100				
RPI	S	Opponent	Score	

RPI 101+				
RPI	S	Opponent	Score	
124	A	Miami (FL)	44	95
137	A	Wisconsin	60	71
139	A	Colorado St.	49	70
170	N	Buffalo	60	68
200	H	Northern Ky.	48	59
225	H	UT Martin	46	79
233	H	Bowling Green	54	58
321	A	Northern Ill.	51	55

Team's RPI: 315

LAST 12 Division I GAMES:									
233	H	Bowling Green	54	58	4	H	Arizona St.	44	89
137	A	Wisconsin	60	71	225	H	UT Martin	46	79
321	A	Northern Ill.	51	55	170	N	Buffalo	60	68
					124	A	Miami (FL)	44	95
					139	A	Colorado St.	49	70
					200	H	Northern Ky.	48	59

Non-Div I Games:

Illinois St.

■ Loss, ■ Non-Conf, S Site, H Home A Away N Neutral

Average RPI Win:	228	WON-LOST	WINNING	LAST 10	STRENGTH OF	OPP. STRENGTH	TEAM	ADJ.	CONF.	ADJ CONF.
Average RPI Loss:	136	RECORD	PCT. RANK	GAMES	SCHEDULE	OF SCHEDULE	RPI	RPI	RPI	RPI
DIV. I ONLY	1- 5	310	1- 5	94	212	209	209	28	28	
DIV. I NON-CONF.	1- 5	306	1- 5	100	212	214	214	28	28	
TOTALS	RPI 1-25	RPI 26-50	W-L RECORDS	RPI 51-100	RPI 101-150	RPI 150+				
1- 5	0- 0	0- 0	OVERALL	0- 2	0- 2	1- 1				
0- 0	0- 0	0- 0	HOME	0- 0	0- 0	0- 0				
1- 4	0- 0	0- 0	AWAY	0- 0	0- 0	1- 0				
0- 1	0- 0	0- 0	NEUTRAL	0- 0	0- 1	0- 0				
1- 5	0- 0	0- 0	NON-CONFERENCE	0- 2	0- 2	1- 1				
0- 0	0- 0	0- 0	HOME	0- 0	0- 0	0- 0				
1- 4	0- 0	0- 0	AWAY	0- 2	0- 1	1- 1				
0- 1	0- 0	0- 0	NEUTRAL	0- 0	0- 1	0- 0				
0- 0	0- 0	0- 0	CONFERENCE	0- 0	0- 0	0- 0				
0- 0	0- 0	0- 0	HOME	0- 0	0- 0	0- 0				
0- 0	0- 0	0- 0	AWAY	0- 0	0- 0	0- 0				
0- 0	0- 0	0- 0	NEUTRAL	0- 0	0- 0	0- 0				

RPI 1-25				RPI 26-50				RPI 51-100				RPI 101+ Team's RPI: 209			
RPI	S	Opponent	Score	RPI	S	Opponent	Score	RPI	S	Opponent	Score	RPI	S	Opponent	Score
								79	A	Kansas	46 68	143	A	Tex.-Pan American	61 65
								90	A	Indiana	49 85	146	N	Fordham	42 74
												220	A	UTSA	31 57
												228	A	Houston	50 48
LAST 12 Division I GAMES:															
				143	A	Tex.-Pan American	61 65	90	A	Indiana	49 85				
				79	A	Kansas	46 68	228	A	Houston	50 48				
				220	A	UTSA	31 57								
				146	N	Fordham	42 74								

Non-Div I Games: Texas Wesleyan 66 74 St. Thomas (TX) 64 49 Our Lady Of The Lak92 104 Texas Lutheran 62 41

Indiana

Through Games Of Dec. 21, 2014

Average RPI Win:	212	WON-LOST	WINNING	LAST 10	STRENGTH OF	OPP. STRENGTH	TEAM	ADJ.	CONF.	ADJ CONF.
Average RPI Loss:	30	RECORD	PCT. RANK	GAMES	SCHEDULE	OF SCHEDULE	RPI	RPI	RPI	RPI
DIV. I ONLY	10- 1	15	9- 1	278	116	90	90	1	1	
DIV. I NON-CONF.	10- 1	14	10- 1	282	116	91	91	1	1	
TOTALS	RPI 1-25	RPI 26-50	W-L RECORDS	RPI 51-100	RPI 101-150	RPI 150+				
10- 1	0- 0	0- 1	OVERALL	0- 0	2- 0	8- 0				
7- 1	0- 0	0- 1	HOME	0- 0	1- 0	6- 0				
3- 0	0- 0	0- 0	AWAY	0- 0	1- 0	2- 0				
0- 0	0- 0	0- 0	NEUTRAL	0- 0	0- 0	0- 0				
10- 1	0- 0	0- 1	NON-CONFERENCE	0- 0	2- 0	8- 0				
7- 1	0- 0	0- 1	HOME	0- 0	1- 0	6- 0				
3- 0	0- 0	0- 0	AWAY	0- 0	1- 0	2- 0				
0- 0	0- 0	0- 0	NEUTRAL	0- 0	0- 0	0- 0				
0- 0	0- 0	0- 0	CONFERENCE	0- 0	0- 0	0- 0				
0- 0	0- 0	0- 0	HOME	0- 0	0- 0	0- 0				
0- 0	0- 0	0- 0	AWAY	0- 0	0- 0	0- 0				
0- 0	0- 0	0- 0	NEUTRAL	0- 0	0- 0	0- 0				

RPI 1-25				RPI 26-50				RPI 51-100				Team's RPI: 90		RPI 101+			
RPI	S	Opponent	Score	RPI	S	Opponent	Score	RPI	S	Opponent	Score			RPI	S	Opponent	Score
				30	H	Indiana St.	61 65							109	A	Boston College	76 67
														132	H	East Tenn. St.	97 69
														155	H	Morehead St.	98 57
														204	H	IPFW	80 37
														209	H	Incarnate Word	85 49
														239	H	Valparaiso	81 49
														256	A	Oakland	88 61
														257	H	IUPUI	68 55
														262	A	Milwaukee	82 56
														294	H	Gardner-Webb	115 54
LAST 12 Division I GAMES:																	
				109	A	Boston College	76 67					256	A	Oakland	88 61		
				30	H	Indiana St.	61 65					262	A	Milwaukee	82 56		
				132	H	East Tenn. St.	97 69					204	H	IPFW	80 37		
				209	H	Incarnate Word	85 49					257	H	IUPUI	68 55		
				155	H	Morehead St.	98 57					294	H	Gardner-Webb	115 54		
				239	H	Valparaiso	81 49										

Non-Div I Games:

Indiana

■ Loss,
 ■ Non-Conf, S Site,
 ■ Home
 ■ Away
 N Neutral

Average RPI Win:	172	WON-LOST	WINNING	LAST 10	STRENGTH OF	OPP. STRENGTH	TEAM	ADJ.	CONF.	ADJ CONF.
Average RPI Loss:	48	RECORD	PCT. RANK	GAMES	SCHEDULE	OF SCHEDULE	RPI	RPI	RPI	RPI
DIV. I ONLY	9- 1	23	8- 1	120	62	30	30	16	16	
DIV. I NON-CONF.	9- 1	22	9- 1	128	63	30	30	16	16	
TOTALS	RPI 1-25	RPI 26-50	W-L RECORDS	RPI 51-100	RPI 101-150	RPI 150+				
9- 1	0- 0	1- 1	OVERALL	1- 0	1- 0	6- 0				
2- 1	0- 0	0- 1	HOME	0- 0	1- 0	1- 0				
6- 0	0- 0	1- 0	AWAY	1- 0	0- 0	4- 0				
1- 0	0- 0	0- 0	NEUTRAL	0- 0	0- 0	1- 0				
9- 1	0- 0	1- 1	NON-CONFERENCE	1- 0	1- 0	6- 0				
2- 1	0- 0	0- 1	HOME	0- 0	1- 0	1- 0				
6- 0	0- 0	1- 0	AWAY	1- 0	0- 0	4- 0				
1- 0	0- 0	0- 0	NEUTRAL	0- 0	0- 0	1- 0				
0- 0	0- 0	0- 0	CONFERENCE	0- 0	0- 0	0- 0				
0- 0	0- 0	0- 0	HOME	0- 0	0- 0	0- 0				
0- 0	0- 0	0- 0	AWAY	0- 0	0- 0	0- 0				
0- 0	0- 0	0- 0	NEUTRAL	0- 0	0- 0	0- 0				

RPI 1-25				RPI 26-50				Team's RPI: 30				RPI 51-100				RPI 101+			
RPI	S	Opponent	Score	RPI	S	Opponent	Score	RPI	S	Opponent	Score	RPI	S	Opponent	Score	RPI	S	Opponent	Score
				32	A	St. John's (NY)	73 67	90	A	Indiana	65 61	132	H	East Tenn. St.	76 69				
				48	H	Stetson	52 62									163	A	Saint Louis	68 58
																163	H	Saint Louis	63 60
																188	N	SMU	64 55
																195	A	Butler	66 51
																257	A	IUPUI	61 60
																327	A	South Ala.	74 53
LAST 12 Division I GAMES:																			
				327	A	South Ala.	74 53	32	A	St. John's (NY)	73 67								
				132	H	East Tenn. St.	76 69	188	N	SMU	64 55								
				48	H	Stetson	52 62	163	A	Saint Louis	68 58								
				195	A	Butler	66 51	257	A	IUPUI	61 60								
				163	H	Saint Louis	63 60	90	A	Indiana	65 61								

Non-Div I Games: Indianapolis 62 43

Indiana St.

Average RPI Win:	234	WON-LOST	WINNING	LAST 10	STRENGTH OF	OPP. STRENGTH	TEAM	ADJ.	CONF.	ADJ CONF.
Average RPI Loss:	139	RECORD	PCT. RANK	GAMES	SCHEDULE	OF SCHEDULE	RPI	RPI	RPI	RPI
DIV. I ONLY	4- 6	202	4- 6	91	320	164	164	20	20	
DIV. I NON-CONF.	3- 5	214	3- 5	39	317	151	151	17	17	
TOTALS	RPI 1-25	RPI 26-50	W-L RECORDS	RPI 51-100	RPI 101-150	RPI 150+				
4- 6	0- 0	0- 0	OVERALL	0- 3	1- 0	3- 3				
2- 2	0- 0	0- 0	HOME	0- 1	0- 0	2- 1				
2- 4	0- 0	0- 0	AWAY	0- 2	1- 0	1- 2				
0- 0	0- 0	0- 0	NEUTRAL	0- 0	0- 0	0- 0				
3- 5	0- 0	0- 0	NON-CONFERENCE	0- 3	1- 0	2- 2				
2- 2	0- 0	0- 0	HOME	0- 1	0- 0	2- 1				
1- 3	0- 0	0- 0	AWAY	0- 2	1- 0	0- 1				
0- 0	0- 0	0- 0	NEUTRAL	0- 0	0- 0	0- 0				
1- 1	0- 0	0- 0	CONFERENCE	0- 0	0- 0	1- 1				
0- 0	0- 0	0- 0	HOME	0- 0	0- 0	0- 0				
1- 1	0- 0	0- 0	AWAY	0- 0	0- 0	1- 1				
0- 0	0- 0	0- 0	NEUTRAL	0- 0	0- 0	0- 0				

RPI	S	Opponent	Score	RPI	S	Opponent	Score	RPI	S	Opponent	Score	RPI	S	Opponent	Score	Team's RPI: 164
78	H	Rutgers	58 66	79	A	Kansas	49 90	86	A	Pacific	49 64	146	A	Fordham	72 51	
233	A	Bowling Green	59 80	181	H	Sacred Heart	80 82	235	H	UCF	75 67	267	H	Stony Brook	73 62	
146	A	Fordham	72 51	287	A	Rider	71 51									
LAST 12 Division I GAMES:																
78	H	Rutgers	58 66	235	H	UCF	75 67	79	A	Kansas	49 90	146	A	Fordham	72 51	
233	A	Bowling Green	59 80	181	H	Sacred Heart	80 82	287	A	Rider	71 51					
146	A	Fordham	72 51	267	H	Stony Brook	73 62	86	A	Pacific	49 64					

Non-Div I Games:

Iona

Average RPI Win:	107	WON-LOST	WINNING	LAST 10	STRENGTH OF	OPP. STRENGTH	TEAM	ADJ.	CONF.	ADJ CONF.
Average RPI Loss:	33	RECORD	PCT. RANK	GAMES	SCHEDULE	OF SCHEDULE	RPI	RPI	RPI	RPI
DIV. I ONLY	9- 2	36	8- 2	21	12	11	11	1	1	
DIV. I NON-CONF.	9- 2	36	9- 2	23	12	11	11	1	1	
TOTALS	RPI 1-25	RPI 26-50	W-L RECORDS	RPI 51-100	RPI 101-150	RPI 150+				
9- 2	1- 1	0- 0	OVERALL	2- 1	4- 0	2- 0				
7- 0	1- 0	0- 0	HOME	1- 0	3- 0	2- 0				
1- 1	0- 1	0- 0	AWAY	0- 0	1- 0	0- 0				
1- 1	0- 0	0- 0	NEUTRAL	1- 1	0- 0	0- 0				
9- 2	1- 1	0- 0	NON-CONFERENCE	2- 1	4- 0	2- 0				
7- 0	1- 0	0- 0	HOME	1- 0	3- 0	2- 0				
1- 1	0- 1	0- 0	AWAY	0- 0	1- 0	0- 0				
1- 1	0- 0	0- 0	NEUTRAL	1- 1	0- 0	0- 0				
0- 0	0- 0	0- 0	CONFERENCE	0- 0	0- 0	0- 0				
0- 0	0- 0	0- 0	HOME	0- 0	0- 0	0- 0				
0- 0	0- 0	0- 0	AWAY	0- 0	0- 0	0- 0				
0- 0	0- 0	0- 0	NEUTRAL	0- 0	0- 0	0- 0				

RPI	S	Opponent	Score
13	H	Dayton	90 83
14	A	Louisville	52 86

RPI	S	Opponent	Score
-----	---	----------	-------

RPI	S	Opponent	Score
51	N	Arkansas	67 77
55	N	Gonzaga	79 67
65	H	Colorado	78 63

RPI	S	Opponent	Score
104	H	Iowa St.	76 67
110	H	UNI	73 45
121	H	Pepperdine	97 68
133	A	Drake	100 98
167	H	USC Upstate	107 56
194	H	Robert Morris	85 67

LAST 12 Division I GAMES:

133	A	Drake	100 98	14	A	Louisville	52 86
104	H	Iowa St.	76 67	55	N	Gonzaga	79 67
65	H	Colorado	78 63	51	N	Arkansas	67 77
194	H	Robert Morris	85 67	110	H	UNI	73 45
167	H	USC Upstate	107 56	13	H	Dayton	90 83
				121	H	Pepperdine	97 68

Non-Div I Games:

Iowa

Average RPI Win:	218	WON-LOST	WINNING	LAST 10	STRENGTH OF	OPP. STRENGTH	TEAM	ADJ.	CONF.	ADJ CONF.
Average RPI Loss:	35	RECORD	PCT. RANK	GAMES	SCHEDULE	OF SCHEDULE	RPI	RPI	RPI	RPI
DIV. I ONLY	7- 2	54	7- 2	283	51	104	104	5	5	
DIV. I NON-CONF.	7- 2	54	7- 2	287	51	108	108	5	5	
TOTALS	RPI 1-25	RPI 26-50	W-L RECORDS	RPI 51-100	RPI 101-150	RPI 150+				
7- 2	0- 1	0- 0	OVERALL	0- 1	2- 0	5- 0				
6- 0	0- 0	0- 0	HOME	0- 0	2- 0	4- 0				
0- 2	0- 1	0- 0	AWAY	0- 1	0- 0	0- 0				
1- 0	0- 0	0- 0	NEUTRAL	0- 0	0- 0	1- 0				
7- 2	0- 1	0- 0	NON-CONFERENCE	0- 1	2- 0	5- 0				
6- 0	0- 0	0- 0	HOME	0- 0	2- 0	4- 0				
0- 2	0- 1	0- 0	AWAY	0- 1	0- 0	0- 0				
1- 0	0- 0	0- 0	NEUTRAL	0- 0	0- 0	1- 0				
0- 0	0- 0	0- 0	CONFERENCE	0- 0	0- 0	0- 0				
0- 0	0- 0	0- 0	HOME	0- 0	0- 0	0- 0				
0- 0	0- 0	0- 0	AWAY	0- 0	0- 0	0- 0				
0- 0	0- 0	0- 0	NEUTRAL	0- 0	0- 0	0- 0				

RPI	S	Opponent	Score	RPI	S	Opponent	Score	RPI	S	Opponent	Score	RPI	S	Opponent	Score	Team's RPI: 104
11	A	Iowa	67 76					59	A	St. Mary's (CA)	63 67	133	H	Drake	84 67	
												134	H	Fairfield	76 63	
												167	H	USC Upstate	98 76	
												244	N	Wyoming	84 63	
												267	H	Stony Brook	74 64	
												278	H	Ark.-Pine Bluff	82 56	
												303	H	Cincinnati	85 54	
LAST 12 Division I GAMES:																
134	H	Fairfield	76 63	59	A	St. Mary's (CA)	63 67	244	N	Wyoming	84 63	303	H	Cincinnati	85 54	
278	H	Ark.-Pine Bluff	82 56					133	H	Drake	84 67	167	H	USC Upstate	98 76	
11	A	Iowa	67 76													
267	H	Stony Brook	74 64													

Non-Div I Games:

Iowa St.

Average RPI Win:	300	WON-LOST	WINNING	LAST 10	STRENGTH OF	OPP. STRENGTH	TEAM	ADJ.	CONF.	ADJ CONF.
Average RPI Loss:	177	RECORD	PCT. RANK	GAMES	SCHEDULE	OF SCHEDULE	RPI	RPI	RPI	RPI
DIV. I ONLY	3- 7	251	3- 7	325	237	304	304	31	31	
DIV. I NON-CONF.	3- 7	251	3- 7	327	235	307	307	32	32	
TOTALS	RPI 1-25	RPI 26-50	W-L RECORDS	RPI 51-100	RPI 101-150	RPI 150+				
3- 7	0- 0	0- 0	OVERALL	0- 1	0- 2	3- 4				
1- 0	0- 0	0- 0	HOME	0- 0	0- 0	1- 0				
1- 5	0- 0	0- 0	AWAY	0- 0	0- 0	1- 1				
1- 2	0- 0	0- 0	NEUTRAL	0- 0	0- 1	1- 1				
3- 7	0- 0	0- 0	NON-CONFERENCE	0- 1	0- 2	3- 4				
1- 0	0- 0	0- 0	HOME	0- 0	0- 0	1- 0				
1- 5	0- 0	0- 0	AWAY	0- 1	0- 1	1- 3				
1- 2	0- 0	0- 0	NEUTRAL	0- 0	0- 1	1- 1				
0- 0	0- 0	0- 0	CONFERENCE	0- 0	0- 0	0- 0				
0- 0	0- 0	0- 0	HOME	0- 0	0- 0	0- 0				
0- 0	0- 0	0- 0	AWAY	0- 0	0- 0	0- 0				
0- 0	0- 0	0- 0	NEUTRAL	0- 0	0- 0	0- 0				

RPI 1-25			RPI 26-50			RPI 51-100			RPI 101+			Team's RPI: 304
RPI	S	Opponent	Score	RPI	S	Opponent	Score	RPI	S	Opponent	Score	
						72 A	Arkansas St.	60	92	114 N	Duquesne	72 90
										129 A	Jacksonville St.	57 64
										159 A	Mercer	48 80
										215 A	LSU	44 52
										247 H	Northwestern St.	62 61
										253 N	Central Ark.	45 56
										297 A	Lipscomb	45 72
										319 N	Murray St.	90 81
										333 A	Chicago St.	70 60
LAST 12 Division I GAMES:												
297	A	Lipscomb	45	72	247	H	Northwestern St.	62	61			
129	A	Jacksonville St.	57	64	159	A	Mercer	48	80			
319	N	Murray St.	90	81	215	A	LSU	44	52			
114	N	Duquesne	72	90	72	A	Arkansas St.	60	92			
333	A	Chicago St.	70	60								
253	N	Central Ark.	45	56								

Non-Div I Games:

Jackson St.

Jacksonville

Through Games Of Dec. 21, 2014

Average RPI Win:	292	WON-LOST	WINNING	LAST 10	STRENGTH OF	OPP. STRENGTH	TEAM	ADJ.	CONF.	ADJ CONF.
Average RPI Loss:	209	RECORD	PCT. RANK	GAMES	SCHEDULE	OF SCHEDULE	RPI	RPI	RPI	RPI
DIV. I ONLY	2- 7	283	2- 7	334	172	341	341	13	13	
DIV. I NON-CONF.	2- 7	281	2- 7	337	173	340	340	13	13	
TOTALS	RPI 1-25	RPI 26-50	W-L RECORDS	RPI 51-100	RPI 101-150	RPI 150+				
2- 7	0- 0	0- 0	OVERALL	0- 1	0- 1	2- 5				
2- 1	0- 0	0- 0	HOME	0- 1	0- 0	2- 0				
0- 6	0- 0	0- 0	AWAY	0- 0	0- 1	0- 5				
0- 0	0- 0	0- 0	NEUTRAL	0- 0	0- 0	0- 0				
2- 7	0- 0	0- 0	NON-CONFERENCE	0- 1	0- 1	2- 5				
2- 1	0- 0	0- 0	HOME	0- 1	0- 0	2- 0				
0- 6	0- 0	0- 0	AWAY	0- 0	0- 1	0- 5				
0- 0	0- 0	0- 0	NEUTRAL	0- 0	0- 0	0- 0				
0- 0	0- 0	0- 0	CONFERENCE	0- 0	0- 0	0- 0				
0- 0	0- 0	0- 0	HOME	0- 0	0- 0	0- 0				
0- 0	0- 0	0- 0	AWAY	0- 0	0- 0	0- 0				
0- 0	0- 0	0- 0	NEUTRAL	0- 0	0- 0	0- 0				

RPI 1-25				RPI 26-50				RPI 51-100				RPI 101+				Team's RPI: 341	
RPI	S	Opponent	Score	RPI	S	Opponent	Score	RPI	S	Opponent	Score	RPI	S	Opponent	Score		
								64	H	Syracuse	61	77	124	A	Miami (FL)	36	65
													182	A	Florida	73	84
													235	A	UCF	59	71
													248	A	Tennessee St.	61	64
													261	H	Bethune-Cookman	64	51
													288	A	Ga. Southern	65	78
													319	A	Murray St.	62	80
													322	H	FIU	76	64
LAST 12 Division I GAMES:																	
				124	A	Miami (FL)	36	65		319	A	Murray St.	62	80			
				235	A	UCF	59	71		248	A	Tennessee St.	61	64			
				64	H	Syracuse	61	77		322	H	FIU	76	64			
				261	H	Bethune-Cookman	64	51									
				288	A	Ga. Southern	65	78									
				182	A	Florida	73	84									

Non-Div I Games: Trinity Baptist 98 24

Jacksonville

Loss, Non-Conf, S Site, H Home A Away N Neutral

Jacksonville St.

Through Games Of Dec. 21, 2014

Average RPI Win:	261	WON-LOST	WINNING	LAST 10	STRENGTH OF	OPP. STRENGTH	TEAM	ADJ.	CONF.	ADJ CONF.
Average RPI Loss:	140	RECORD	PCT. RANK	GAMES	SCHEDULE	OF SCHEDULE	RPI	RPI	RPI	RPI
DIV. I ONLY	8- 3	64	8- 2	301	292	129	129	27	27	
DIV. I NON-CONF.	8- 3	65	8- 3	303	292	130	130	27	27	
TOTALS	RPI 1-25	RPI 26-50	W-L RECORDS	RPI 51-100	RPI 101-150	RPI 150+				
8- 3	0- 0	0- 0	OVERALL	0- 2	2- 0	6- 1				
4- 0	0- 0	0- 0	HOME	0- 0	0- 0	4- 0				
2- 3	0- 0	0- 0	AWAY	0- 2	1- 0	1- 1				
2- 0	0- 0	0- 0	NEUTRAL	0- 0	1- 0	1- 0				
8- 3	0- 0	0- 0	NON-CONFERENCE	0- 2	2- 0	6- 1				
4- 0	0- 0	0- 0	HOME	0- 0	0- 0	4- 0				
2- 3	0- 0	0- 0	AWAY	0- 2	1- 0	1- 1				
2- 0	0- 0	0- 0	NEUTRAL	0- 0	1- 0	1- 0				
0- 0	0- 0	0- 0	CONFERENCE	0- 0	0- 0	0- 0				
0- 0	0- 0	0- 0	HOME	0- 0	0- 0	0- 0				
0- 0	0- 0	0- 0	AWAY	0- 0	0- 0	0- 0				
0- 0	0- 0	0- 0	NEUTRAL	0- 0	0- 0	0- 0				

RPI 1-25				RPI 26-50				RPI 51-100				RPI 101+ Team's RPI: 129			
RPI	S	Opponent	Score	RPI	S	Opponent	Score	RPI	S	Opponent	Score	RPI	S	Opponent	Score
								67	A	Kennesaw St.	65 67	132	N	East Tenn. St.	57 56
								70	A	Texas Tech	59 67	148	A	Alabama	64 62
												253	A	Central Ark.	63 54
												274	H	New Orleans	65 51
												282	A	South Carolina St.	52 55
												288	H	Ga. Southern	78 52
												304	H	Jackson St.	64 57
												336	H	Wofford	70 55
												349	N	Charleston So.	70 43
LAST 12 Division I GAMES:															
253	A	Central Ark.	63 54	132	N	East Tenn. St.	57 56								
336	H	Wofford	70 55	349	N	Charleston So.	70 43								
274	H	New Orleans	65 51	282	A	South Carolina St.	52 55								
148	A	Alabama	64 62	67	A	Kennesaw St.	65 67								
70	A	Texas Tech	59 67	304	H	Jackson St.	64 57								
				288	H	Ga. Southern	78 52								

Non-Div I Games:

Jacksonville St.

■ Loss,
 ■ Non-Conf, S Site,
 ■ Home
 ■ Away
 N Neutral

Average RPI Win:	116	WON-LOST	WINNING	LAST 10	STRENGTH OF	OPP. STRENGTH	TEAM	ADJ.	CONF.	ADJ CONF.
Average RPI Loss:	41	RECORD	PCT. RANK	GAMES	SCHEDULE	OF SCHEDULE	RPI	RPI	RPI	RPI
DIV. I ONLY	9- 1	23	2- 0	35	17	7	7	11	11	
DIV. I NON-CONF.	9- 1	22	2- 0	35	16	7	7	11	11	
TOTALS	RPI 1-25	RPI 26-50	W-L RECORDS	RPI 51-100	RPI 101-150	RPI 150+				
9- 1	1- 0	0- 1	OVERALL	4- 0	1- 0	3- 0				
5- 0	1- 0	0- 0	HOME	3- 0	0- 0	1- 0				
3- 0	0- 0	0- 0	AWAY	1- 0	1- 0	1- 0				
1- 1	0- 0	0- 1	NEUTRAL	0- 0	0- 0	1- 0				
9- 1	1- 0	0- 1	NON-CONFERENCE	4- 0	1- 0	3- 0				
5- 0	1- 0	0- 0	HOME	3- 0	0- 0	1- 0				
3- 0	0- 0	0- 0	AWAY	1- 0	1- 0	1- 0				
1- 1	0- 0	0- 1	NEUTRAL	0- 0	0- 0	1- 0				
0- 0	0- 0	0- 0	CONFERENCE	0- 0	0- 0	0- 0				
0- 0	0- 0	0- 0	HOME	0- 0	0- 0	0- 0				
0- 0	0- 0	0- 0	AWAY	0- 0	0- 0	0- 0				
0- 0	0- 0	0- 0	NEUTRAL	0- 0	0- 0	0- 0				

RPI 1-25				Team's RPI: 7				RPI 26-50				RPI 51-100				RPI 101+			
RPI	S	Opponent	Score	RPI	S	Opponent	Score	RPI	S	Opponent	Score	RPI	S	Opponent	Score				
23	H	Pittsburgh	80 64	41	N	Maryland	64 80	58	H	Hampton	85 53	105	A	Ohio	69 62				
								81	H	St. Bonaventure	76 43	160	H	Richmond	79 68				
								84	H	UCLA	91 87	222	A	Davidson	73 57				
								87	A	American	69 65	228	N	Houston	84 60				
LAST 12 Division I GAMES:																			
160	H	Richmond	79 68	84	H	UCLA	91 87												
23	H	Pittsburgh	80 64	58	H	Hampton	85 53												
87	A	American	69 65	105	A	Ohio	69 62												
81	H	St. Bonaventure	76 43	222	A	Davidson	73 57												
				228	N	Houston	84 60												
				41	N	Maryland	64 80												

Non-Div I Games:

James Madison

Kansas

Through Games Of Dec. 21, 2014

Average RPI Win:	159	WON-LOST	WINNING	LAST 10	STRENGTH OF	OPP. STRENGTH	TEAM	ADJ.	CONF.	ADJ CONF.
Average RPI Loss:	67	RECORD	PCT. RANK	GAMES	SCHEDULE	OF SCHEDULE	RPI	RPI	RPI	RPI
DIV. I ONLY	8- 3	64	7- 3	114	18	79	79	5	5	
DIV. I NON-CONF.	8- 3	65	8- 3	121	17	80	80	5	5	
TOTALS	RPI 1-25	RPI 26-50	W-L RECORDS	RPI 51-100	RPI 101-150	RPI 150+				
8- 3	0- 1	1- 0	OVERALL	2- 1	0- 1	5- 0				
8- 1	0- 0	1- 0	HOME	2- 0	0- 1	5- 0				
0- 1	0- 0	0- 0	AWAY	0- 1	0- 0	0- 0				
0- 1	0- 1	0- 0	NEUTRAL	0- 0	0- 0	0- 0				
8- 3	0- 1	1- 0	NON-CONFERENCE	2- 1	0- 1	5- 0				
8- 1	0- 0	1- 0	HOME	2- 0	0- 1	5- 0				
0- 1	0- 0	0- 0	AWAY	0- 1	0- 0	0- 0				
0- 1	0- 1	0- 0	NEUTRAL	0- 0	0- 0	0- 0				
0- 0	0- 0	0- 0	CONFERENCE	0- 0	0- 0	0- 0				
0- 0	0- 0	0- 0	HOME	0- 0	0- 0	0- 0				
0- 0	0- 0	0- 0	AWAY	0- 0	0- 0	0- 0				
0- 0	0- 0	0- 0	NEUTRAL	0- 0	0- 0	0- 0				

RPI 1-25				RPI 26-50				RPI 51-100				Team's RPI: 79		RPI 101+			
RPI	S	Opponent	Score	RPI	S	Opponent	Score	RPI	S	Opponent	Score		RPI	S	Opponent	Score	
1	N	Notre Dame	47 89	26	H	California	62 39	52	A	Purdue	48 61		148	H	Alabama	80 85	
								62	H	South Dakota	68 60		164	H	Iona	90 49	
								72	H	Arkansas St.	62 48		199	H	Temple	76 56	
													209	H	Incarnate Word	68 46	
													259	H	Texas Southern	69 44	
													281	H	Georgetown	55 42	
LAST 12 Division I GAMES:																	
				72	H	Arkansas St.	62 48	209	H	Incarnate Word	68 46						
				52	A	Purdue	48 61	1	N	Notre Dame	47 89						
				26	H	California	62 39	164	H	Iona	90 49						
				259	H	Texas Southern	69 44	281	H	Georgetown	55 42						
				62	H	South Dakota	68 60	199	H	Temple	76 56						
								148	H	Alabama	80 85						

Non-Div I Games:

Kansas

Loss, Non-Conf, S Site, H Home A Away N Neutral

Average RPI Win:	222	WON-LOST	WINNING	LAST 10	STRENGTH OF	OPP. STRENGTH	TEAM	ADJ.	CONF.	ADJ CONF.
Average RPI Loss:	44	RECORD	PCT. RANK	GAMES	SCHEDULE	OF SCHEDULE	RPI	RPI	RPI	RPI
DIV. I ONLY	7- 1	31	0- 0	275	150	80	80	5	5	
DIV. I NON-CONF.	7- 1	31	0- 0	279	152	81	81	5	5	
TOTALS	RPI 1-25	RPI 26-50	W-L RECORDS	RPI 51-100	RPI 101-150	RPI 150+				
7- 1	0- 0	0- 1	OVERALL	1- 0	0- 0	6- 0				
6- 0	0- 0	0- 0	HOME	1- 0	0- 0	5- 0				
0- 1	0- 0	0- 1	AWAY	0- 0	0- 0	0- 0				
1- 0	0- 0	0- 0	NEUTRAL	0- 0	0- 0	1- 0				
7- 1	0- 0	0- 1	NON-CONFERENCE	1- 0	0- 0	6- 0				
6- 0	0- 0	0- 0	HOME	1- 0	0- 0	5- 0				
0- 1	0- 0	0- 1	AWAY	0- 0	0- 0	0- 0				
1- 0	0- 0	0- 0	NEUTRAL	0- 0	0- 0	1- 0				
0- 0	0- 0	0- 0	CONFERENCE	0- 0	0- 0	0- 0				
0- 0	0- 0	0- 0	HOME	0- 0	0- 0	0- 0				
0- 0	0- 0	0- 0	AWAY	0- 0	0- 0	0- 0				
0- 0	0- 0	0- 0	NEUTRAL	0- 0	0- 0	0- 0				

RPI 1-25				RPI 26-50				RPI 51-100				Team's RPI: 80		RPI 101+			
RPI	S	Opponent	Score	RPI	S	Opponent	Score	RPI	S	Opponent	Score			RPI	S	Opponent	Score
				44	A	Wichita St.	48 51	58	H	Hampton	66 46			178	H	Grambling	61 38
														190	H	Texas-Arlington	45 41
														198	H	Oral Roberts	53 47
														276	H	SIUE	81 55
														309	N	UTEP	72 43
														346	H	UMKC	65 36
LAST 12 Division I GAMES:																	
				178	H	Grambling	61 38	309	N	UTEP	72 43						
				198	H	Oral Roberts	53 47	58	H	Hampton	66 46						
				44	A	Wichita St.	48 51	346	H	UMKC	65 36						
				190	H	Texas-Arlington	45 41	276	H	SIUE	81 55						

Non-Div I Games: William Jewell 66 53

Kansas St.

Average RPI Win:	241	WON-LOST	WINNING	LAST 10	STRENGTH OF	OPP. STRENGTH	TEAM	ADJ.	CONF.	ADJ CONF.
Average RPI Loss:	78	RECORD	PCT. RANK	GAMES	SCHEDULE	OF SCHEDULE	RPI	RPI	RPI	RPI
DIV. I ONLY	9- 2	36	8- 2	220	183	67	67	13	13	
DIV. I NON-CONF.	9- 2	36	9- 2	222	183	68	68	13	13	
TOTALS	RPI 1-25	RPI 26-50	W-L RECORDS	RPI 51-100	RPI 101-150	RPI 150+				
9- 2	0- 0	0- 1	OVERALL	0- 0	1- 1	8- 0				
4- 0	0- 0	0- 0	HOME	0- 0	1- 0	3- 0				
5- 2	0- 0	0- 1	AWAY	0- 0	0- 1	5- 0				
0- 0	0- 0	0- 0	NEUTRAL	0- 0	0- 0	0- 0				
9- 2	0- 0	0- 1	NON-CONFERENCE	0- 0	1- 1	8- 0				
4- 0	0- 0	0- 0	HOME	0- 0	1- 0	3- 0				
5- 2	0- 0	0- 1	AWAY	0- 0	0- 1	5- 0				
0- 0	0- 0	0- 0	NEUTRAL	0- 0	0- 0	0- 0				
0- 0	0- 0	0- 0	CONFERENCE	0- 0	0- 0	0- 0				
0- 0	0- 0	0- 0	HOME	0- 0	0- 0	0- 0				
0- 0	0- 0	0- 0	AWAY	0- 0	0- 0	0- 0				
0- 0	0- 0	0- 0	NEUTRAL	0- 0	0- 0	0- 0				

RPI S	Opponent	Score	RPI S	Opponent	Score	RPI S	Opponent	Score	RPI S	Opponent	Score
			37 A	Seton Hall	74 77				119 A	Georgia Tech	48 77
									129 H	Jacksonville St.	67 65
									159 A	Mercer	76 56
									213 A	Georgia St.	73 64
									224 H	Col. of Charleston	68 61
									248 A	Tennessee St.	65 56
									288 A	Ga. Southern	72 51
									294 H	Gardner-Webb	50 47
									295 A	Columbia	66 62
									319 H	Murray St.	65 60
LAST 12 Division I GAMES:											
129 H	Jacksonville St.	67 65	294 H	Gardner-Webb	50 47						
319 H	Murray St.	65 60	159 A	Mercer	76 56						
213 A	Georgia St.	73 64	119 A	Georgia Tech	48 77						
295 A	Columbia	66 62	248 A	Tennessee St.	65 56						
37 A	Seton Hall	74 77	224 H	Col. of Charleston	68 61						
288 A	Ga. Southern	72 51									

Non-Div I Games:

Kennesaw St.

Average RPI Win:	217	WON-LOST	WINNING	LAST 10	STRENGTH OF	OPP. STRENGTH	TEAM	ADJ.	CONF.	ADJ CONF.
Average RPI Loss:	155	RECORD	PCT. RANK	GAMES	SCHEDULE	OF SCHEDULE	RPI	RPI	RPI	RPI
DIV. I ONLY	2- 8	291	2- 8	217	254	292	292	14	14	
DIV. I NON-CONF.	2- 8	289	2- 8	220	255	295	295	14	14	
TOTALS	RPI 1-25	RPI 26-50	W-L RECORDS	RPI 51-100	RPI 101-150	RPI 150+				
2- 8	0- 0	0- 1	OVERALL	0- 2	1- 2	1- 3				
1- 2	0- 0	0- 0	HOME	0- 2	1- 0	0- 0				
1- 4	0- 0	0- 1	AWAY	0- 0	0- 2	1- 1				
0- 2	0- 0	0- 0	NEUTRAL	0- 0	0- 0	0- 2				
2- 8	0- 0	0- 1	NON-CONFERENCE	0- 2	1- 2	1- 3				
1- 2	0- 0	0- 0	HOME	0- 2	1- 0	0- 0				
1- 4	0- 0	0- 1	AWAY	0- 0	0- 2	1- 1				
0- 2	0- 0	0- 0	NEUTRAL	0- 0	0- 0	0- 2				
0- 0	0- 0	0- 0	CONFERENCE	0- 0	0- 0	0- 0				
0- 0	0- 0	0- 0	HOME	0- 0	0- 0	0- 0				
0- 0	0- 0	0- 0	AWAY	0- 0	0- 0	0- 0				
0- 0	0- 0	0- 0	NEUTRAL	0- 0	0- 0	0- 0				

RPI 1-25				RPI 26-50				RPI 51-100				RPI 101+				Team's RPI: 292	
RPI	S	Opponent	Score	RPI	S	Opponent	Score	RPI	S	Opponent	Score	RPI	S	Opponent	Score		
				43	A	Northwestern	54 72	54	H	Youngstown St.	49 68	114	A	Duquesne	60 86		
								72	H	Arkansas St.	44 59	125	A	Cleveland St.	67 69		
												142	H	Belmont	58 55		
												189	N	Dartmouth	49 60		
												291	A	Colgate	62 61		
												307	A	North Dakota St.	68 74		
												338	N	A&M-Corpus Christi	47 57		
LAST 12 Division I GAMES:																	
				114	A	Duquesne	60 86	291	A	Colgate	62 61						
				189	N	Dartmouth	49 60	72	H	Arkansas St.	44 59						
				338	N	A&M-Corpus Christi	47 57	125	A	Cleveland St.	67 69						
				142	H	Belmont	58 55	307	A	North Dakota St.	68 74						
				43	A	Northwestern	54 72										
				54	H	Youngstown St.	49 68										

Non-Div I Games:

Kent St.

Average RPI Win: 88		WON-LOST	WINNING	LAST 10	STRENGTH OF	OPP. STRENGTH	TEAM	ADJ.	CONF.	ADJ CONF.
Average RPI Loss: 28		RECORD	PCT. RANK	GAMES	SCHEDULE	OF SCHEDULE	RPI	RPI	RPI	RPI
DIV. I ONLY		10- 2	33	8- 2	14	2	3	3	4	4
DIV. I NON-CONF.		10- 2	33	10- 2	16	2	3	3	4	4
TOTALS		RPI 1-25	RPI 26-50		W-L RECORDS		RPI 51-100	RPI 101-150		RPI 150+
10- 2		3- 1	1- 1		OVERALL		2- 0	2- 0		2- 0
6- 0		2- 0	0- 0		HOME		0- 0	2- 0		2- 0
2- 1		1- 1	0- 0		AWAY		1- 0	0- 0		0- 0
2- 1		0- 0	1- 1		NEUTRAL		1- 0	0- 0		0- 0
10- 2		3- 1	1- 1		NON-CONFERENCE		2- 0	2- 0		2- 0
6- 0		2- 0	0- 0		HOME		0- 0	2- 0		2- 0
2- 1		1- 1	0- 0		AWAY		1- 0	0- 0		0- 0
2- 1		0- 0	1- 1		NEUTRAL		1- 0	0- 0		0- 0
0- 0		0- 0	0- 0		CONFERENCE		0- 0	0- 0		0- 0
0- 0		0- 0	0- 0		HOME		0- 0	0- 0		0- 0
0- 0		0- 0	0- 0		AWAY		0- 0	0- 0		0- 0
0- 0		0- 0	0- 0		NEUTRAL		0- 0	0- 0		0- 0

RPI	S	Opponent	Score	RPI	S	Opponent	Score	RPI	S	Opponent	Score	RPI	S	Opponent	Score
5	H	Baylor	74 64	42	N	South Fla.	61 57	83	N	Oklahoma	92 88	118	H	Appalachian St.	111 74
8	A	Duke	68 89	47	N	Illinois	71 77	96	A	Central Mich.	71 68	142	H	Belmont	71 55
14	A	Louisville	77 68									155	H	Morehead St.	91 62
22	H	Middle Tenn.	78 62									200	H	Northern Ky.	82 64
LAST 12 Division I GAMES:															
42	N	South Fla.	61 57	8	A	Duke	68 89	142	H	Belmont	71 55				
83	N	Oklahoma	92 88	22	H	Middle Tenn.	78 62	14	A	Louisville	77 68				
47	N	Illinois	71 77	200	H	Northern Ky.	82 64								
96	A	Central Mich.	71 68	118	H	Appalachian St.	111 74								
155	H	Morehead St.	91 62												
5	H	Baylor	74 64												

Non-Div I Games:

Kentucky

■ Loss,
 ■ Non-Conf, S Site,
 ■ Home
 ■ Away
 N Neutral

Average RPI Win:	241	WON-LOST	WINNING	LAST 10	STRENGTH OF	OPP. STRENGTH	TEAM	ADJ.	CONF.	ADJ CONF.
Average RPI Loss:	192	RECORD	PCT. RANK	GAMES	SCHEDULE	OF SCHEDULE	RPI	RPI	RPI	RPI
DIV. I ONLY	3- 6	239	3- 6	251	297	290	290	29	29	
DIV. I NON-CONF.	3- 6	238	3- 6	254	297	293	293	29	29	
TOTALS	RPI 1-25	RPI 26-50	W-L RECORDS	RPI 51-100	RPI 101-150	RPI 150+				
3- 6	0- 0	0- 0	OVERALL	0- 0	0- 2	3- 4				
2- 4	0- 0	0- 0	HOME	0- 0	0- 1	2- 3				
1- 2	0- 0	0- 0	AWAY	0- 0	0- 1	1- 1				
0- 0	0- 0	0- 0	NEUTRAL	0- 0	0- 0	0- 0				
3- 6	0- 0	0- 0	NON-CONFERENCE	0- 0	0- 2	3- 4				
2- 4	0- 0	0- 0	HOME	0- 0	0- 1	2- 3				
1- 2	0- 0	0- 0	AWAY	0- 0	0- 1	1- 1				
0- 0	0- 0	0- 0	NEUTRAL	0- 0	0- 0	0- 0				
0- 0	0- 0	0- 0	CONFERENCE	0- 0	0- 0	0- 0				
0- 0	0- 0	0- 0	HOME	0- 0	0- 0	0- 0				
0- 0	0- 0	0- 0	AWAY	0- 0	0- 0	0- 0				
0- 0	0- 0	0- 0	NEUTRAL	0- 0	0- 0	0- 0				

RPI 1-25				RPI 26-50				RPI 51-100				RPI 101+				Team's RPI: 290	
RPI	S	Opponent	Score	RPI	S	Opponent	Score	RPI	S	Opponent	Score	RPI	S	Opponent	Score		
												103	A	Maine	59	65	
												116	H	Rhode Island	49	66	
												170	H	Buffalo	79	73	
												174	H	La Salle	66	71	
												176	H	Monmouth	57	78	
												240	A	NJIT	57	48	
												287	H	Rider	56	59	
												295	A	Columbia	45	54	
												312	H	Howard	83	74	
LAST 12 Division I GAMES:																	
				116	H	Rhode Island	49	66				170	H	Buffalo	79	73	
				174	H	La Salle	66	71				312	H	Howard	83	74	
				176	H	Monmouth	57	78				240	A	NJIT	57	48	
				103	A	Maine	59	65				295	A	Columbia	45	54	
												287	H	Rider	56	59	

Non-Div I Games:

LIU Brooklyn

■ Loss,
 ■ Non-Conf,
 S Site,
 ■ Home
 ■ Away
 N Neutral

Average RPI Win:	276	WON-LOST	WINNING	LAST 10	STRENGTH OF	OPP. STRENGTH	TEAM	ADJ.	CONF.	ADJ CONF.
Average RPI Loss:	77	RECORD	PCT. RANK	GAMES	SCHEDULE	OF SCHEDULE	RPI	RPI	RPI	RPI
DIV. I ONLY	5- 5	155	5- 4	176	223	215	215	4	4	
DIV. I NON-CONF.	5- 5	152	5- 5	179	222	219	219	4	4	
TOTALS	RPI 1-25	RPI 26-50	W-L RECORDS	RPI 51-100	RPI 101-150	RPI 150+				
5- 5	0- 2	0- 1	OVERALL	0- 1	0- 0	5- 1				
4- 3	0- 1	0- 1	HOME	0- 1	0- 0	4- 0				
1- 1	0- 1	0- 0	AWAY	0- 0	0- 0	1- 0				
0- 1	0- 0	0- 0	NEUTRAL	0- 0	0- 0	0- 1				
5- 5	0- 2	0- 1	NON-CONFERENCE	0- 1	0- 0	5- 1				
4- 3	0- 1	0- 1	HOME	0- 1	0- 0	4- 0				
1- 1	0- 1	0- 0	AWAY	0- 0	0- 0	1- 0				
0- 1	0- 0	0- 0	NEUTRAL	0- 0	0- 0	0- 1				
0- 0	0- 0	0- 0	CONFERENCE	0- 0	0- 0	0- 0				
0- 0	0- 0	0- 0	HOME	0- 0	0- 0	0- 0				
0- 0	0- 0	0- 0	AWAY	0- 0	0- 0	0- 0				
0- 0	0- 0	0- 0	NEUTRAL	0- 0	0- 0	0- 0				

RPI	S	Opponent	Score	RPI	S	Opponent	Score	RPI	S	Opponent	Score	RPI	S	Opponent	Score	Team's RPI: 215
24	H	Tulane	45 51	49	H	UALR	54 70	78	H	Rutgers	57 64	192	H	Louisiana Tech	73 59	
25	A	Long Beach St.	44 59									210	N	Santa Clara	67 69	
												217	H	Southeastern La.	75 42	
												304	H	Jackson St.	52 44	
												324	H	Sam Houston St.	71 45	
												342	A	UC Santa Barbara	78 45	
LAST 12 Division I GAMES:																
342	A	UC Santa Barbara	78 45	217	H	Southeastern La.	75 42									
25	A	Long Beach St.	44 59	192	H	Louisiana Tech	73 59									
324	H	Sam Houston St.	71 45	210	N	Santa Clara	67 69									
49	H	UALR	54 70	78	H	Rutgers	57 64									
				24	H	Tulane	45 51									
				304	H	Jackson St.	52 44									

Non-Div I Games:

LSU

■ Loss,
 ■ Non-Conf,
 ■ S Site,
 ■ H Home
 ■ A Away
 N Neutral

Average RPI Win:	246	WON-LOST	WINNING	LAST 10	STRENGTH OF	OPP. STRENGTH	TEAM	ADJ.	CONF.	ADJ CONF.
Average RPI Loss:	159	RECORD	PCT. RANK	GAMES	SCHEDULE	OF SCHEDULE	RPI	RPI	RPI	RPI
DIV. I ONLY	7- 4	101	1- 0	323	152	174	174	6	6	
DIV. I NON-CONF.	7- 4	102	1- 0	325	154	174	174	6	6	
TOTALS	RPI 1-25	RPI 26-50	W-L RECORDS	RPI 51-100	RPI 101-150	RPI 150+				
7- 4	0- 0	0- 0	OVERALL	0- 0	0- 2	7- 2				
3- 0	0- 0	0- 0	HOME	0- 0	0- 0	3- 0				
3- 3	0- 0	0- 0	AWAY	0- 0	0- 0	3- 0				
1- 1	0- 0	0- 0	NEUTRAL	0- 0	0- 1	1- 0				
7- 4	0- 0	0- 0	NON-CONFERENCE	0- 0	0- 2	7- 2				
3- 0	0- 0	0- 0	HOME	0- 0	0- 0	3- 0				
3- 3	0- 0	0- 0	AWAY	0- 0	0- 1	3- 2				
1- 1	0- 0	0- 0	NEUTRAL	0- 0	0- 1	1- 0				
0- 0	0- 0	0- 0	CONFERENCE	0- 0	0- 0	0- 0				
0- 0	0- 0	0- 0	HOME	0- 0	0- 0	0- 0				
0- 0	0- 0	0- 0	AWAY	0- 0	0- 0	0- 0				
0- 0	0- 0	0- 0	NEUTRAL	0- 0	0- 0	0- 0				

RPI 1-25			RPI 26-50			RPI 51-100			RPI 101+			Team's RPI: 174
RPI	S	Opponent	Score	RPI	S	Opponent	Score	RPI	S	Opponent	Score	
								105	N	Ohio	63	74
								122	A	Penn	29	57
								162	H	William & Mary	78	71
								194	A	Robert Morris	75	61
								199	A	Temple	72	75
								211	A	Villanova	36	70
								213	A	Georgia St.	76	68
								249	N	Towson	62	49
								290	A	LIU Brooklyn	71	66
								301	H	Manhattan	61	48
								312	H	Howard	65	64
LAST 12 Division I GAMES:												
312	H	Howard	65	64	162	H	William & Mary	78	71			
213	A	Georgia St.	76	68	194	A	Robert Morris	75	61			
105	N	Ohio	63	74	249	N	Towson	62	49			
211	A	Villanova	36	70	290	A	LIU Brooklyn	71	66			
199	A	Temple	72	75	301	H	Manhattan	61	48			
					122	A	Penn	29	57			

Non-Div I Games:

La Salle

■ Loss,
 ■ Non-Conf,
 ■ S Site,
 ■ H Home
 ■ A Away
 N Neutral

La.-Lafayette

Through Games Of Dec. 21, 2014

Average RPI Win:	276	WON-LOST	WINNING	LAST 10	STRENGTH OF	OPP. STRENGTH	TEAM	ADJ.	CONF.	ADJ CONF.
Average RPI Loss:	35	RECORD	PCT. RANK	GAMES	SCHEDULE	OF SCHEDULE	RPI	RPI	RPI	RPI
DIV. I ONLY	5- 1	33	5- 1	339	155	173	173	22	22	
DIV. I NON-CONF.	5- 1	33	5- 1	339	157	173	173	22	22	
TOTALS	RPI 1-25	RPI 26-50	W-L RECORDS	RPI 51-100	RPI 101-150	RPI 150+				
5- 1	0- 0	0- 1	OVERALL	0- 0	0- 0	5- 0				
2- 1	0- 0	0- 1	HOME	0- 0	0- 0	2- 0				
3- 0	0- 0	0- 0	AWAY	0- 0	0- 0	3- 0				
0- 0	0- 0	0- 0	NEUTRAL	0- 0	0- 0	0- 0				
5- 1	0- 0	0- 1	NON-CONFERENCE	0- 0	0- 0	5- 0				
2- 1	0- 0	0- 1	HOME	0- 0	0- 0	2- 0				
3- 0	0- 0	0- 0	AWAY	0- 0	0- 0	3- 0				
0- 0	0- 0	0- 0	NEUTRAL	0- 0	0- 0	0- 0				
0- 0	0- 0	0- 0	CONFERENCE	0- 0	0- 0	0- 0				
0- 0	0- 0	0- 0	HOME	0- 0	0- 0	0- 0				
0- 0	0- 0	0- 0	AWAY	0- 0	0- 0	0- 0				
0- 0	0- 0	0- 0	NEUTRAL	0- 0	0- 0	0- 0				

RPI 1-25			RPI 26-50			RPI 51-100			RPI 101+			Team's RPI: 173
RPI	S	Opponent	Score	RPI	S	Opponent	Score	RPI	S	Opponent	Score	
				35	H	Mississippi St.	51 66					
								192	H	Louisiana Tech	58 55	
								217	A	Southeastern La.	71 60	
								318	A	Alcorn	64 57	
								324	H	Sam Houston St.	65 46	
								329	A	Lamar	75 55	
LAST 12 Division I GAMES:												
				318	A	Alcorn	64 57					
				35	H	Mississippi St.	51 66					
				324	H	Sam Houston St.	65 46					
				217	A	Southeastern La.	71 60					
				192	H	Louisiana Tech	58 55					
								329	A	Lamar	75 55	

Non-Div I Games: Xavier (LA) 69 53 Southern-N.O. 58 52

La.-Lafayette

Loss, Non-Conf, S Site, H Home A Away N Neutral

Average RPI Win:	203	WON-LOST	WINNING	LAST 10	STRENGTH OF	OPP. STRENGTH	TEAM	ADJ.	CONF.	ADJ CONF.
Average RPI Loss:	177	RECORD	PCT. RANK	GAMES	SCHEDULE	OF SCHEDULE	RPI	RPI	RPI	RPI
DIV. I ONLY	1- 5	310	1- 5	186	190	293	293	22	22	
DIV. I NON-CONF.	1- 5	306	1- 5	189	190	296	296	22	22	
TOTALS	RPI 1-25	RPI 26-50	W-L RECORDS	RPI 51-100	RPI 101-150	RPI 150+				
1- 5	0- 0	0- 2	OVERALL	0- 0	0- 0	1- 3				
1- 0	0- 0	0- 0	HOME	0- 0	0- 0	1- 0				
0- 4	0- 0	0- 2	AWAY	0- 0	0- 0	0- 2				
0- 1	0- 0	0- 0	NEUTRAL	0- 0	0- 0	0- 1				
1- 5	0- 0	0- 2	NON-CONFERENCE	0- 0	0- 0	1- 3				
1- 0	0- 0	0- 0	HOME	0- 0	0- 0	1- 0				
0- 4	0- 0	0- 2	AWAY	0- 0	0- 0	0- 2				
0- 1	0- 0	0- 0	NEUTRAL	0- 0	0- 0	0- 1				
0- 0	0- 0	0- 0	CONFERENCE	0- 0	0- 0	0- 0				
0- 0	0- 0	0- 0	HOME	0- 0	0- 0	0- 0				
0- 0	0- 0	0- 0	AWAY	0- 0	0- 0	0- 0				
0- 0	0- 0	0- 0	NEUTRAL	0- 0	0- 0	0- 0				

RPI 1-25			RPI 26-50			RPI 51-100			RPI 101+			Team's RPI: 293
RPI	S	Opponent	Score	RPI	S	Opponent	Score	RPI	S	Opponent	Score	
				35	A	Mississippi St.	46 80					
				44	A	Wichita St.	42 57					
LAST 12 Division I GAMES:												
				226	A	Stephen F. Austin	54 82	263	N	George Mason	53 65	
								44	A	Wichita St.	42 57	
								203	H	McNeese St.	66 63	
								318	A	Alcorn	53 62	
								35	A	Mississippi St.	46 80	

Non-Div I Games: Southern Ark. 78 67 LSU-Alexandria 94 49 William Carey 68 35

La.-Monroe

Average RPI Win:	207	WON-LOST	WINNING	LAST 10	STRENGTH OF	OPP. STRENGTH	TEAM	ADJ.	CONF.	ADJ CONF.
Average RPI Loss:	153	RECORD	PCT. RANK	GAMES	SCHEDULE	OF SCHEDULE	RPI	RPI	RPI	RPI
DIV. I ONLY	6- 4	116	6- 4	171	192	102	102	23	23	
DIV. I NON-CONF.	6- 4	116	6- 4	175	192	106	106	23	23	
TOTALS	RPI 1-25	RPI 26-50	W-L RECORDS	RPI 51-100	RPI 101-150	RPI 150+				
6- 4	0- 1	0- 1	OVERALL	0- 0	3- 0	3- 2				
4- 0	0- 0	0- 0	HOME	0- 0	3- 0	1- 0				
2- 4	0- 1	0- 1	AWAY	0- 0	0- 0	2- 2				
0- 0	0- 0	0- 0	NEUTRAL	0- 0	0- 0	0- 0				
6- 4	0- 1	0- 1	NON-CONFERENCE	0- 0	3- 0	3- 2				
4- 0	0- 0	0- 0	HOME	0- 0	3- 0	1- 0				
2- 4	0- 1	0- 1	AWAY	0- 0	0- 0	2- 2				
0- 0	0- 0	0- 0	NEUTRAL	0- 0	0- 0	0- 0				
0- 0	0- 0	0- 0	CONFERENCE	0- 0	0- 0	0- 0				
0- 0	0- 0	0- 0	HOME	0- 0	0- 0	0- 0				
0- 0	0- 0	0- 0	AWAY	0- 0	0- 0	0- 0				
0- 0	0- 0	0- 0	NEUTRAL	0- 0	0- 0	0- 0				

RPI 1-25				RPI 26-50				RPI 51-100				RPI 101+				Team's RPI: 102
RPI	S	Opponent	Score	RPI	S	Opponent	Score	RPI	S	Opponent	Score	RPI	S	Opponent	Score	
14	A	Louisville	61 102	37	A	Seton Hall	63 80					122	H	Penn	60 57	
												127	H	Hartford	74 59	
												147	H	Delaware	63 52	
												240	H	NJIT	66 50	
												267	A	Stony Brook	58 60	
												287	A	Rider	66 48	
												295	A	Columbia	65 72	
												317	A	St. Francis Brooklyn	73 51	
LAST 12 Division I GAMES:																
240	H	NJIT	66 50	14	A	Louisville	61 102									
267	A	Stony Brook	58 60	287	A	Rider	66 48									
37	A	Seton Hall	63 80	127	H	Hartford	74 59									
317	A	St. Francis Brooklyn	73 51	295	A	Columbia	65 72									
122	H	Penn	60 57	147	H	Delaware	63 52									

Non-Div I Games:

Lafayette

Average RPI Win:	0	WON-LOST	WINNING	LAST 10	STRENGTH OF	OPP. STRENGTH	TEAM	ADJ.	CONF.	ADJ CONF.
Average RPI Loss:	190	RECORD	PCT. RANK	GAMES	SCHEDULE	OF SCHEDULE	RPI	RPI	RPI	RPI
DIV. I ONLY	0- 7	337	0- 7	147	339	329	329	28	28	
DIV. I NON-CONF.	0- 7	334	0- 7	154	340	328	328	28	28	
TOTALS	RPI 1-25	RPI 26-50	W-L RECORDS	RPI 51-100	RPI 101-150	RPI 150+				
0- 7	0- 0	0- 0	OVERALL	0- 1	0- 0	0- 6				
0- 2	0- 0	0- 0	HOME	0- 0	0- 0	0- 2				
0- 5	0- 0	0- 0	AWAY	0- 1	0- 0	0- 4				
0- 0	0- 0	0- 0	NEUTRAL	0- 0	0- 0	0- 0				
0- 7	0- 0	0- 0	NON-CONFERENCE	0- 1	0- 0	0- 6				
0- 2	0- 0	0- 0	HOME	0- 0	0- 0	0- 2				
0- 5	0- 0	0- 0	AWAY	0- 1	0- 0	0- 4				
0- 0	0- 0	0- 0	NEUTRAL	0- 0	0- 0	0- 0				
0- 0	0- 0	0- 0	CONFERENCE	0- 0	0- 0	0- 0				
0- 0	0- 0	0- 0	HOME	0- 0	0- 0	0- 0				
0- 0	0- 0	0- 0	AWAY	0- 0	0- 0	0- 0				
0- 0	0- 0	0- 0	NEUTRAL	0- 0	0- 0	0- 0				

RPI 1-25			RPI 26-50			RPI 51-100			RPI 101+			Team's RPI: 329
RPI	S	Opponent	Score	RPI	S	Opponent	Score	RPI	S	Opponent	Score	
						83 A Oklahoma	73 100			173 H La.-Lafayette	55 75	
										184 A TCU	68 72	
										197 A Wright St.	61 82	
										219 A Texas St.	72 79	
										220 H UTSA	40 72	
										251 A Tulsa	69 73	
LAST 12 Division I GAMES:												
						184 A TCU	68 72			197 A Wright St.	61 82	
						219 A Texas St.	72 79					
						220 H UTSA	40 72					
						83 A Oklahoma	73 100					
						251 A Tulsa	69 73					
						173 H La.-Lafayette	55 75					

Non-Div I Games: Huston-Tillotson 95 47 St. Thomas (TX) 67 35 Ohio Valley 93 42

Lamar

Loss, Non-Conf, S Site, H Home A Away N Neutral

Average RPI Win:	209	WON-LOST	WINNING	LAST 10	STRENGTH OF	OPP. STRENGTH	TEAM	ADJ.	CONF.	ADJ CONF.
Average RPI Loss:	4	RECORD	PCT. RANK	GAMES	SCHEDULE	OF SCHEDULE	RPI	RPI	RPI	RPI
DIV. I ONLY	7- 1	31	7- 1	297	57	69	69	23	23	
DIV. I NON-CONF.	7- 1	31	7- 1	300	57	70	70	23	23	
TOTALS	RPI 1-25	RPI 26-50	W-L RECORDS	RPI 51-100	RPI 101-150	RPI 150+				
7- 1	0- 1	0- 0	OVERALL	1- 0	0- 0	6- 0				
1- 0	0- 0	0- 0	HOME	1- 0	0- 0	0- 0				
5- 1	0- 1	0- 0	AWAY	0- 0	0- 0	5- 0				
1- 0	0- 0	0- 0	NEUTRAL	0- 0	0- 0	1- 0				
7- 1	0- 1	0- 0	NON-CONFERENCE	1- 0	0- 0	6- 0				
1- 0	0- 0	0- 0	HOME	1- 0	0- 0	0- 0				
5- 1	0- 1	0- 0	AWAY	0- 0	0- 0	5- 0				
1- 0	0- 0	0- 0	NEUTRAL	0- 0	0- 0	1- 0				
0- 0	0- 0	0- 0	CONFERENCE	0- 0	0- 0	0- 0				
0- 0	0- 0	0- 0	HOME	0- 0	0- 0	0- 0				
0- 0	0- 0	0- 0	AWAY	0- 0	0- 0	0- 0				
0- 0	0- 0	0- 0	NEUTRAL	0- 0	0- 0	0- 0				

RPI 1-25				RPI 26-50				RPI 51-100 Team's RPI: 69				RPI 101+			
RPI	S	Opponent	Score	RPI	S	Opponent	Score	RPI	S	Opponent	Score	RPI	S	Opponent	Score
4	A	Arizona St.	61 81					58	H	Hampton	85 67	154	A	Saint Joseph's	73 71
												176	A	Monmouth	82 70
												181	A	Sacred Heart	85 77
												240	A	NJIT	74 54
												306	N	Eastern Ill.	72 69
												347	A	Saint Peter's	70 58
LAST 12 Division I GAMES:															
240	A	NJIT	74 54	306	N	Eastern Ill.	72 69	4	A	Arizona St.	61 81				
176	A	Monmouth	82 70	154	A	Saint Joseph's	73 71	58	H	Hampton	85 67				
				181	A	Sacred Heart	85 77								
				347	A	Saint Peter's	70 58								

Non-Div I Games: East Stroudsburg 77 53

Lehigh

■ Loss,
 ■ Non-Conf,
 ■ S Site,
 ■ H Home
 ■ A Away
 N Neutral

Liberty

Through Games Of Dec. 21, 2014

Average RPI Win:	212	WON-LOST	WINNING	LAST 10	STRENGTH OF	OPP. STRENGTH	TEAM	ADJ.	CONF.	ADJ CONF.
Average RPI Loss:	84	RECORD	PCT. RANK	GAMES	SCHEDULE	OF SCHEDULE	RPI	RPI	RPI	RPI
DIV. I ONLY	6- 5	147	1- 0	134	98	108	108	30	30	
DIV. I NON-CONF.	4- 5	181	1- 0	57	79	111	111	30	30	
TOTALS	RPI 1-25	RPI 26-50	W-L RECORDS	RPI 51-100	RPI 101-150	RPI 150+				
6- 5	0- 1	0- 1	OVERALL	0- 2	1- 0	5- 1				
3- 1	0- 0	0- 0	HOME	0- 0	1- 0	2- 1				
2- 3	0- 0	0- 1	AWAY	0- 2	0- 0	2- 0				
1- 1	0- 1	0- 0	NEUTRAL	0- 0	0- 0	1- 0				
4- 5	0- 1	0- 1	NON-CONFERENCE	0- 2	1- 0	3- 1				
2- 1	0- 0	0- 0	HOME	0- 0	1- 0	1- 1				
1- 3	0- 0	0- 1	AWAY	0- 2	0- 0	1- 0				
1- 1	0- 1	0- 0	NEUTRAL	0- 0	0- 0	1- 0				
2- 0	0- 0	0- 0	CONFERENCE	0- 0	0- 0	2- 0				
1- 0	0- 0	0- 0	HOME	0- 0	0- 0	1- 0				
1- 0	0- 0	0- 0	AWAY	0- 0	0- 0	1- 0				
0- 0	0- 0	0- 0	NEUTRAL	0- 0	0- 0	0- 0				

RPI 1-25			RPI 26-50			RPI 51-100			RPI 101+			Team's RPI: 108
RPI	S	Opponent	Score	RPI	S	Opponent	Score	RPI	S	Opponent	Score	
12	N	South Carolina	44 84	38	A	Minnesota	60 74	68	A	North Carolina St.	64 67	113 H VCU 69 53
								95	A	Elon	62 73	154 H Saint Joseph's 76 75
												208 H Charlotte 77 79
												213 A Georgia St. 73 71
												231 A Radford 72 63
												266 N Penn St. 80 68
												294 H Gardner-Webb 56 47
LAST 12 Division I GAMES:												
213	A	Georgia St.	73 71	294	H	Gardner-Webb	56 47	231	A	Radford	72 63	
12	N	South Carolina	44 84	266	N	Penn St.	80 68	95	A	Elon	62 73	
38	A	Minnesota	60 74	154	H	Saint Joseph's	76 75	113	H	VCU	69 53	
68	A	North Carolina St.	64 67									
208	H	Charlotte	77 79									

Non-Div I Games:

Liberty

Loss, Non-Conf, S Site, H Home A Away N Neutral

Average RPI Win:	262	WON-LOST	WINNING	LAST 10	STRENGTH OF	OPP. STRENGTH	TEAM	ADJ.	CONF.	ADJ CONF.
Average RPI Loss:	187	RECORD	PCT. RANK	GAMES	SCHEDULE	OF SCHEDULE	RPI	RPI	RPI	RPI
DIV. I ONLY	4- 7	223	3- 7	304	277	297	297	13	13	
DIV. I NON-CONF.	4- 7	223	4- 7	305	276	299	299	13	13	
TOTALS	RPI 1-25	RPI 26-50	W-L RECORDS	RPI 51-100	RPI 101-150	RPI 150+				
4- 7	0- 1	0- 0	OVERALL	0- 0	0- 2	4- 4				
3- 3	0- 1	0- 0	HOME	0- 0	0- 0	3- 2				
1- 4	0- 0	0- 0	AWAY	0- 0	0- 2	1- 2				
0- 0	0- 0	0- 0	NEUTRAL	0- 0	0- 0	0- 0				
4- 7	0- 1	0- 0	NON-CONFERENCE	0- 0	0- 2	4- 4				
3- 3	0- 1	0- 0	HOME	0- 0	0- 0	3- 2				
1- 4	0- 0	0- 0	AWAY	0- 0	0- 2	1- 2				
0- 0	0- 0	0- 0	NEUTRAL	0- 0	0- 0	0- 0				
0- 0	0- 0	0- 0	CONFERENCE	0- 0	0- 0	0- 0				
0- 0	0- 0	0- 0	HOME	0- 0	0- 0	0- 0				
0- 0	0- 0	0- 0	AWAY	0- 0	0- 0	0- 0				
0- 0	0- 0	0- 0	NEUTRAL	0- 0	0- 0	0- 0				

RPI 1-25				RPI 26-50				RPI 51-100				RPI 101+ Team's RPI: 297			
RPI	S	Opponent	Score	RPI	S	Opponent	Score	RPI	S	Opponent	Score	RPI	S	Opponent	Score
18	H	Tennessee	51 85									140	A	Xavier	38 62
												142	A	Belmont	60 80
												155	A	Morehead St.	61 59
												197	H	Wright St.	66 79
												242	A	UAB	54 72
												248	H	Tennessee St.	55 73
												288	H	Ga. Southern	80 74
												300	H	Tennessee Tech	72 53
												304	H	Jackson St.	72 45
												319	A	Murray St.	71 74
LAST 12 Division I GAMES:															
140	A	Xavier	38 62	155	A	Morehead St.	61 59								
300	H	Tennessee Tech	72 53	319	A	Murray St.	71 74								
304	H	Jackson St.	72 45	248	H	Tennessee St.	55 73								
18	H	Tennessee	51 85	242	A	UAB	54 72								
142	A	Belmont	60 80	197	H	Wright St.	66 79								
				288	H	Ga. Southern	80 74								

Non-Div I Games:

Lipscomb

■ Loss,
 ■ Non-Conf, S Site,
 ■ Home
 ■ Away
 N Neutral

Average RPI Win:	152	WON-LOST	WINNING	LAST 10	STRENGTH OF	OPP. STRENGTH	TEAM	ADJ.	CONF.	ADJ CONF.
Average RPI Loss:	40	RECORD	PCT. RANK	GAMES	SCHEDULE	OF SCHEDULE	RPI	RPI	RPI	RPI
DIV. I ONLY	10- 1	15	8- 1	85	60	25	25	15	15	
DIV. I NON-CONF.	10- 1	14	10- 1	92	61	25	25	15	15	
TOTALS	RPI 1-25	RPI 26-50	W-L RECORDS	RPI 51-100	RPI 101-150	RPI 150+				
10- 1	0- 0	1- 1	OVERALL	1- 0	3- 0	5- 0				
6- 1	0- 0	1- 1	HOME	1- 0	1- 0	3- 0				
3- 0	0- 0	0- 0	AWAY	0- 0	1- 0	2- 0				
1- 0	0- 0	0- 0	NEUTRAL	0- 0	1- 0	0- 0				
10- 1	0- 0	1- 1	NON-CONFERENCE	1- 0	3- 0	5- 0				
6- 1	0- 0	1- 1	HOME	1- 0	1- 0	3- 0				
3- 0	0- 0	0- 0	AWAY	0- 0	1- 0	2- 0				
1- 0	0- 0	0- 0	NEUTRAL	0- 0	1- 0	0- 0				
0- 0	0- 0	0- 0	CONFERENCE	0- 0	0- 0	0- 0				
0- 0	0- 0	0- 0	HOME	0- 0	0- 0	0- 0				
0- 0	0- 0	0- 0	AWAY	0- 0	0- 0	0- 0				
0- 0	0- 0	0- 0	NEUTRAL	0- 0	0- 0	0- 0				

RPI 1-25			Team's RPI: 25		RPI 26-50			RPI 51-100			RPI 101+		
RPI	S	Opponent	Score		RPI	S	Opponent	Score		RPI	S	Opponent	Score
26	H	California	58	56	86	H	Pacific	53	43	101	H	San Francisco	70 58
40	H	Southern California	85	90						120	N	Boise St.	68 50
										121	A	Pepperdine	78 69
										151	A	San Diego St.	74 62
										214	A	Portland St.	62 58
										215	H	LSU	59 44
										229	H	Fla. Atlantic	85 60
										260	H	Seattle	85 73
LAST 12 Division I GAMES:													
86	H	Pacific	53	43	214	A	Portland St.	62	58				
229	H	Fla. Atlantic	85	60	120	N	Boise St.	68	50				
215	H	LSU	59	44	40	H	Southern California	85	90				
26	H	California	58	56	151	A	San Diego St.	74	62				
101	H	San Francisco	70	58	260	H	Seattle	85	73				
121	A	Pepperdine	78	69									

Non-Div I Games: Alas. Anchorage 69 60

Long Beach St.

Average RPI Win:	0	WON-LOST	WINNING	LAST 10	STRENGTH OF	OPP. STRENGTH	TEAM	ADJ.	CONF.	ADJ CONF.
Average RPI Loss:	181	RECORD	PCT. RANK	GAMES	SCHEDULE	OF SCHEDULE	RPI	RPI	RPI	RPI
DIV. I ONLY	0- 10	337	0- 2	160	313	328	328	30	30	
DIV. I NON-CONF.	0- 8	334	0- 1	87	299	304	304	30	30	
TOTALS	RPI 1-25	RPI 26-50	W-L RECORDS	RPI 51-100	RPI 101-150	RPI 150+				
0- 10	0- 0	0- 0	OVERALL	0- 1	0- 2	0- 7				
0- 2	0- 0	0- 0	HOME	0- 0	0- 0	0- 2				
0- 8	0- 0	0- 0	AWAY	0- 0	0- 1	0- 1				
0- 0	0- 0	0- 0	NEUTRAL	0- 0	0- 0	0- 0				
0- 8	0- 0	0- 0	NON-CONFERENCE	0- 1	0- 1	0- 6				
0- 1	0- 0	0- 0	HOME	0- 0	0- 0	0- 1				
0- 7	0- 0	0- 0	AWAY	0- 1	0- 1	0- 5				
0- 0	0- 0	0- 0	NEUTRAL	0- 0	0- 0	0- 0				
0- 2	0- 0	0- 0	CONFERENCE	0- 0	0- 1	0- 1				
0- 1	0- 0	0- 0	HOME	0- 0	0- 0	0- 1				
0- 1	0- 0	0- 0	AWAY	0- 0	0- 1	0- 0				
0- 0	0- 0	0- 0	NEUTRAL	0- 0	0- 0	0- 0				

RPI 1-25			RPI 26-50			RPI 51-100			RPI 101+			Team's RPI: 328
RPI	S	Opponent	Score	RPI	S	Opponent	Score	RPI	S	Opponent	Score	
						89 A Virginia	49 91			106 A Clemson	56 72	
										150 A High Point	60 81	
										160 A Richmond	50 80	
										162 A William & Mary	55 90	
										180 A Virginia Tech	42 74	
										182 A Florida	46 91	
										187 A Wake Forest	60 64	
										254 H UNC Greensboro	64 70	
										343 H UNC Asheville	44 60	
LAST 12 Division I GAMES:												
160	A	Richmond	50 80	150	A	High Point	60 81					
106	A	Clemson	56 72	254	H	UNC Greensboro	64 70					
89	A	Virginia	49 91	182	A	Florida	46 91					
343	H	UNC Asheville	44 60	187	A	Wake Forest	60 64					
180	A	Virginia Tech	42 74									
162	A	William & Mary	55 90									

Non-Div I Games:

Longwood

Average RPI Win:	248	WON-LOST	WINNING	LAST 10	STRENGTH OF	OPP. STRENGTH	TEAM	ADJ.	CONF.	ADJ CONF.
Average RPI Loss:	179	RECORD	PCT. RANK	GAMES	SCHEDULE	OF SCHEDULE	RPI	RPI	RPI	RPI
DIV. I ONLY	3- 5	217	0- 0	232	235	192	192	18	18	
DIV. I NON-CONF.	3- 5	214	0- 0	236	233	195	195	19	19	
TOTALS	RPI 1-25	RPI 26-50	W-L RECORDS	RPI 51-100	RPI 101-150	RPI 150+				
3- 5	0- 0	0- 1	OVERALL	0- 0	0- 0	3- 4				
1- 0	0- 0	0- 0	HOME	0- 0	0- 0	1- 0				
2- 5	0- 0	0- 0	AWAY	0- 0	0- 0	2- 1				
0- 0	0- 0	0- 0	NEUTRAL	0- 0	0- 0	0- 0				
3- 5	0- 0	0- 1	NON-CONFERENCE	0- 0	0- 0	3- 4				
1- 0	0- 0	0- 0	HOME	0- 0	0- 0	1- 0				
2- 5	0- 0	0- 1	AWAY	0- 0	0- 0	2- 4				
0- 0	0- 0	0- 0	NEUTRAL	0- 0	0- 0	0- 0				
0- 0	0- 0	0- 0	CONFERENCE	0- 0	0- 0	0- 0				
0- 0	0- 0	0- 0	HOME	0- 0	0- 0	0- 0				
0- 0	0- 0	0- 0	AWAY	0- 0	0- 0	0- 0				
0- 0	0- 0	0- 0	NEUTRAL	0- 0	0- 0	0- 0				

RPI 1-25			RPI 26-50			RPI 51-100			RPI 101+			Team's RPI: 192
RPI	S	Opponent	Score	RPI	S	Opponent	Score	RPI	S	Opponent	Score	
				35	A	Mississippi St.	77 81					
								173	A	La.-Lafayette	55 58	
								185	H	Nicholls St.	80 62	
								215	A	LSU	59 73	
								223	A	Utah	52 67	
								226	A	Stephen F. Austin	76 69	
								247	A	Northwestern St.	57 69	
								334	A	Alabama A&M	70 68	
LAST 12 Division I GAMES:												
215	A	LSU	59 73	223	A	Utah	52 67					
334	A	Alabama A&M	70 68	185	H	Nicholls St.	80 62					
173	A	La.-Lafayette	55 58	35	A	Mississippi St.	77 81					
247	A	Northwestern St.	57 69									
226	A	Stephen F. Austin	76 69									

Non-Div I Games: Loyola (LA) 75 61

Louisiana Tech

Average RPI Win: 149		WON-LOST	WINNING	LAST 10	STRENGTH OF	OPP. STRENGTH	TEAM	ADJ.	CONF.	ADJ CONF.
Average RPI Loss: 3		RECORD	PCT. RANK	GAMES	SCHEDULE	OF SCHEDULE	RPI	RPI	RPI	RPI
DIV. I ONLY		11- 1	8	9- 1	62	34	14	14	2	2
DIV. I NON-CONF.		11- 1	8	11- 1	68	34	14	14	2	2
TOTALS		RPI 1-25	RPI 26-50		W-L RECORDS		RPI 51-100	RPI 101-150	RPI 150+	
11- 1	2- 1	1- 0		OVERALL		1- 0	2- 0	5- 0		
7- 1	2- 1	0- 0		HOME		1- 0	2- 0	2- 0		
4- 0	0- 0	1- 0		AWAY		0- 0	0- 0	3- 0		
0- 0	0- 0	0- 0		NEUTRAL		0- 0	0- 0	0- 0		
11- 1	2- 1	1- 0		NON-CONFERENCE		1- 0	2- 0	5- 0		
7- 1	2- 1	0- 0		HOME		1- 0	2- 0	2- 0		
4- 0	0- 0	1- 0		AWAY		0- 0	0- 0	3- 0		
0- 0	0- 0	0- 0		NEUTRAL		0- 0	0- 0	0- 0		
0- 0	0- 0	0- 0		CONFERENCE		0- 0	0- 0	0- 0		
0- 0	0- 0	0- 0		HOME		0- 0	0- 0	0- 0		
0- 0	0- 0	0- 0		AWAY		0- 0	0- 0	0- 0		
0- 0	0- 0	0- 0		NEUTRAL		0- 0	0- 0	0- 0		

RPI	S	Opponent	Score	RPI	S	Opponent	Score	RPI	S	Opponent	Score	RPI	S	Opponent	Score
3	H	Kentucky	68 77	26	A	California	70 57	93	H	Old Dominion	100 46	102	H	Lafayette	102 61
11	H	Iowa	86 52									142	H	Belmont	95 35
17	H	Western Ky.	89 67									191	H	Ball St.	69 56
												225	H	UT Martin	77 43
												239	A	Valparaiso	86 59
												257	A	IUPUI	89 69
												331	A	Grand Canyon	65 51
LAST 12 Division I GAMES:															
26	A	California	70 57	331	A	Grand Canyon	65 51								
17	H	Western Ky.	89 67	93	H	Old Dominion	100 46								
191	H	Ball St.	69 56	3	H	Kentucky	68 77								
142	H	Belmont	95 35	11	H	Iowa	86 52								
225	H	UT Martin	77 43	239	A	Valparaiso	86 59								
257	A	IUPUI	89 69	102	H	Lafayette	102 61								

Non-Div I Games:

Louisville

Loyola Chicago

Through Games Of Dec. 21, 2014

Average RPI Win:	253	WON-LOST	WINNING	LAST 10	STRENGTH OF	OPP. STRENGTH	TEAM	ADJ.	CONF.	ADJ CONF.
Average RPI Loss:	131	RECORD	PCT. RANK	GAMES	SCHEDULE	OF SCHEDULE	RPI	RPI	RPI	RPI
DIV. I ONLY	2- 8	291	2- 8	50	282	227	227	16	16	
DIV. I NON-CONF.	2- 8	289	2- 8	54	282	230	230	16	16	
TOTALS	RPI 1-25	RPI 26-50	W-L RECORDS	RPI 51-100	RPI 101-150	RPI 150+				
2- 8	0- 0	0- 1	OVERALL	0- 2	0- 2	2- 3				
1- 4	0- 0	0- 0	HOME	0- 1	0- 2	1- 1				
1- 4	0- 0	0- 1	AWAY	0- 1	0- 0	1- 2				
0- 0	0- 0	0- 0	NEUTRAL	0- 0	0- 0	0- 0				
2- 8	0- 0	0- 1	NON-CONFERENCE	0- 2	0- 2	2- 3				
1- 4	0- 0	0- 0	HOME	0- 1	0- 2	1- 1				
1- 4	0- 0	0- 1	AWAY	0- 1	0- 0	1- 2				
0- 0	0- 0	0- 0	NEUTRAL	0- 0	0- 0	0- 0				
0- 0	0- 0	0- 0	CONFERENCE	0- 0	0- 0	0- 0				
0- 0	0- 0	0- 0	HOME	0- 0	0- 0	0- 0				
0- 0	0- 0	0- 0	AWAY	0- 0	0- 0	0- 0				
0- 0	0- 0	0- 0	NEUTRAL	0- 0	0- 0	0- 0				

RPI S	Opponent	Score	RPI S	Opponent	Score	RPI S	Opponent	Score	RPI S	Opponent	Score	Team's RPI: 227
			43 A	Northwestern	33 70	63 H	Michigan St.	38 90	107 H	DePaul	84 109	
						100 A	Missouri	45 56	119 H	Georgia Tech	57 92	
									183 A	Marquette	71 86	
									189 A	Dartmouth	58 70	
									200 A	Northern Ky.	45 38	
									242 H	UAB	51 61	
									306 H	Eastern Ill.	63 52	
LAST 12 Division I GAMES:												
189 A	Dartmouth	58 70	107 H	DePaul	84 109	63 H	Michigan St.	38 90	43 A	Northwestern	33 70	
200 A	Northern Ky.	45 38	100 A	Missouri	45 56	306 H	Eastern Ill.	63 52	119 H	Georgia Tech	57 92	
183 A	Marquette	71 86	242 H	UAB	51 61							

Non-Div I Games:

Loyola Chicago

Loss, Non-Conf, S Site, H Home A Away N Neutral

Loyola Maryland

Through Games Of Dec. 21, 2014

Average RPI Win:	344	WON-LOST	WINNING	LAST 10	STRENGTH OF	OPP. STRENGTH	TEAM	ADJ.	CONF.	ADJ CONF.
Average RPI Loss:	168	RECORD	PCT. RANK	GAMES	SCHEDULE	OF SCHEDULE	RPI	RPI	RPI	RPI
DIV. I ONLY	2- 7	283	2- 7	298	281	332	332	23	23	
DIV. I NON-CONF.	2- 7	281	2- 7	301	280	331	331	23	23	
TOTALS	RPI 1-25	RPI 26-50	W-L RECORDS	RPI 51-100	RPI 101-150	RPI 150+				
2- 7	0- 1	0- 1	OVERALL	0- 1	0- 0	2- 4				
2- 2	0- 0	0- 0	HOME	0- 1	0- 0	2- 1				
0- 5	0- 1	0- 1	AWAY	0- 0	0- 0	0- 3				
0- 0	0- 0	0- 0	NEUTRAL	0- 0	0- 0	0- 0				
2- 7	0- 1	0- 1	NON-CONFERENCE	0- 1	0- 0	2- 4				
2- 2	0- 0	0- 0	HOME	0- 1	0- 0	2- 1				
0- 5	0- 1	0- 1	AWAY	0- 0	0- 0	0- 3				
0- 0	0- 0	0- 0	NEUTRAL	0- 0	0- 0	0- 0				
0- 0	0- 0	0- 0	CONFERENCE	0- 0	0- 0	0- 0				
0- 0	0- 0	0- 0	HOME	0- 0	0- 0	0- 0				
0- 0	0- 0	0- 0	AWAY	0- 0	0- 0	0- 0				
0- 0	0- 0	0- 0	NEUTRAL	0- 0	0- 0	0- 0				

RPI 1-25				RPI 26-50				RPI 51-100				RPI 101+ Team's RPI: 332			
RPI	S	Opponent	Score	RPI	S	Opponent	Score	RPI	S	Opponent	Score	RPI	S	Opponent	Score
23	A	Pittsburgh	46 84	41	A	Maryland	43 65	82	H	East Carolina	33 82	162	A	William & Mary	71 72
												249	H	Towson	50 63
												281	A	Georgetown	44 71
												335	A	UMBC	58 81
												340	H	Mt. St. Mary's	56 49
												347	H	Saint Peter's	59 49
LAST 12 Division I GAMES:															
347	H	Saint Peter's	59 49	249	H	Towson	50 63	23	A	Pittsburgh	46 84	41	A	Maryland	43 65
82	H	East Carolina	33 82	281	A	Georgetown	44 71	335	A	UMBC	58 81	162	A	William & Mary	71 72
340	H	Mt. St. Mary's	56 49												

Non-Div I Games:

Loyola Maryland

Loss, Non-Conf, S Site, H Home A Away N Neutral

Average RPI Win:	238	WON-LOST	WINNING	LAST 10	STRENGTH OF	OPP. STRENGTH	TEAM	ADJ.	CONF.	ADJ CONF.
Average RPI Loss:	189	RECORD	PCT. RANK	GAMES	SCHEDULE	OF SCHEDULE	RPI	RPI	RPI	RPI
DIV. I ONLY	2- 8	291	2- 8	164	327	305	305	7	7	
DIV. I NON-CONF.	2- 8	289	2- 8	168	325	308	308	7	7	
TOTALS	RPI 1-25	RPI 26-50	W-L RECORDS	RPI 51-100	RPI 101-150	RPI 150+				
2- 8	0- 0	0- 1	OVERALL	0- 1	0- 1	2- 5				
2- 3	0- 0	0- 0	HOME	0- 1	0- 0	2- 2				
0- 5	0- 0	0- 1	AWAY	0- 0	0- 1	0- 3				
0- 0	0- 0	0- 0	NEUTRAL	0- 0	0- 0	0- 0				
2- 8	0- 0	0- 1	NON-CONFERENCE	0- 1	0- 1	2- 5				
2- 3	0- 0	0- 0	HOME	0- 1	0- 0	2- 2				
0- 5	0- 0	0- 1	AWAY	0- 0	0- 1	0- 3				
0- 0	0- 0	0- 0	NEUTRAL	0- 0	0- 0	0- 0				
0- 0	0- 0	0- 0	CONFERENCE	0- 0	0- 0	0- 0				
0- 0	0- 0	0- 0	HOME	0- 0	0- 0	0- 0				
0- 0	0- 0	0- 0	AWAY	0- 0	0- 0	0- 0				
0- 0	0- 0	0- 0	NEUTRAL	0- 0	0- 0	0- 0				

RPI S	Opponent	Score	RPI S	Opponent	Score	RPI S	Opponent	Score	RPI S	Opponent	Score	Team's RPI: 305
40	A Southern California	54 96	73	H UC Riverside	55 81	115	A Oklahoma St.	65 76	157	H Hawaii	76 85	
						233	H Bowling Green	51 48	242	H UAB	66 61	
						260	A Seattle	57 62	265	H Cal Poly	79 87	
						270	A UNLV	76 91	330	A Northern Ariz.	64 82	
LAST 12 Division I GAMES:												
157	H Hawaii	76 85	242	H UAB	66 61							
40	A Southern California	54 96	265	H Cal Poly	79 87							
73	H UC Riverside	55 81	270	A UNLV	76 91							
260	A Seattle	57 62	115	A Oklahoma St.	65 76							
330	A Northern Ariz.	64 82										
233	H Bowling Green	51 48										

Non-Div I Games:

Loyola Marymount

■ Loss,
■ Non-Conf,
■ S Site,
■ H Home
■ A Away
N Neutral

RPI 1-25				RPI 26-50				RPI 51-100				RPI 101+				Team's RPI: 103	
RPI	S	Opponent	Score	RPI	S	Opponent	Score	RPI	S	Opponent	Score	RPI	S	Opponent	Score		
10	N	North Carolina	36 65									109	H	Boston College	69 64		
												130	H	Harvard	65 46		
												141	A	Central Conn. St.	72 58		
												158	A	Bryant	52 65		
												162	A	William & Mary	54 51		
												181	H	Sacred Heart	58 59		
												186	A	Massachusetts	60 68		
												189	H	Dartmouth	53 38		
												243	H	Brown	58 53		
												268	H	Northeastern	60 51		
												290	H	LIU Brooklyn	65 59		
LAST 12 Division I GAMES:																	
		162	A	William & Mary	54	51				243	H	Brown	58	53			
		10	N	North Carolina	36	65				109	H	Boston College	69	64			
		268	H	Northeastern	60	51				181	H	Sacred Heart	58	59			
		189	H	Dartmouth	53	38				186	A	Massachusetts	60	68			
		130	H	Harvard	65	46				290	H	LIU Brooklyn	65	59			
		141	A	Central Conn. St.	72	58				158	A	Bryant	52	65			

Maine

Average RPI Win:	275	WON-LOST	WINNING	LAST 10	STRENGTH OF	OPP. STRENGTH	TEAM	ADJ.	CONF.	ADJ CONF.
Average RPI Loss:	168	RECORD	PCT. RANK	GAMES	SCHEDULE	OF SCHEDULE	RPI	RPI	RPI	RPI
DIV. I ONLY	1- 9	329	1- 9	165	315	301	301	20	20	
DIV. I NON-CONF.	1- 7	318	1- 7	147	315	288	288	17	17	
TOTALS	RPI 1-25	RPI 26-50	W-L RECORDS	RPI 51-100	RPI 101-150	RPI 150+				
1- 9	0- 0	0- 0	OVERALL	0- 1	0- 2	1- 6				
0- 4	0- 0	0- 0	HOME	0- 1	0- 0	0- 3				
1- 5	0- 0	0- 0	AWAY	0- 0	0- 2	1- 3				
0- 0	0- 0	0- 0	NEUTRAL	0- 0	0- 0	0- 0				
1- 7	0- 0	0- 0	NON-CONFERENCE	0- 1	0- 2	1- 4				
0- 4	0- 0	0- 0	HOME	0- 1	0- 0	0- 3				
1- 3	0- 0	0- 0	AWAY	0- 0	0- 2	1- 1				
0- 0	0- 0	0- 0	NEUTRAL	0- 0	0- 0	0- 0				
0- 2	0- 0	0- 0	CONFERENCE	0- 0	0- 0	0- 2				
0- 0	0- 0	0- 0	HOME	0- 0	0- 0	0- 0				
0- 2	0- 0	0- 0	AWAY	0- 0	0- 0	0- 2				
0- 0	0- 0	0- 0	NEUTRAL	0- 0	0- 0	0- 0				

RPI 1-25				RPI 26-50				RPI 51-100				RPI 101+				Team's RPI: 301	
RPI	S	Opponent	Score	RPI	S	Opponent	Score	RPI	S	Opponent	Score	RPI	S	Opponent	Score		
								87	H	American	52	60	105	A	Ohio	58	82
													146	A	Fordham	41	70
													156	A	Niagara	36	64
													161	H	Army	49	81
													170	H	Buffalo	58	68
													174	A	La Salle	48	61
													238	A	Canisius	44	55
													272	H	Fairleigh Dickinson	54	73
													275	A	Holy Cross	66	60
LAST 12 Division I GAMES:																	
				146	A	Fordham	41	70					170	H	Buffalo	58	68
				156	A	Niagara	36	64					87	H	American	52	60
				238	A	Canisius	44	55					275	A	Holy Cross	66	60
				105	A	Ohio	58	82					272	H	Fairleigh Dickinson	54	73
				174	A	La Salle	48	61									
				161	H	Army	49	81									

Non-Div I Games:

Manhattan

Average RPI Win:	186	WON-LOST	WINNING	LAST 10	STRENGTH OF	OPP. STRENGTH	TEAM	ADJ.	CONF.	ADJ CONF.
Average RPI Loss:	100	RECORD	PCT. RANK	GAMES	SCHEDULE	OF SCHEDULE	RPI	RPI	RPI	RPI
DIV. I ONLY	6- 5	147	6- 4	137	88	131	131	20	20	
DIV. I NON-CONF.	4- 5	181	4- 5	111	43	142	142	17	17	
TOTALS	RPI 1-25	RPI 26-50	W-L RECORDS	RPI 51-100	RPI 101-150	RPI 150+				
6- 5	0- 1	0- 2	OVERALL	2- 0	0- 1	4- 1				
5- 1	0- 0	0- 1	HOME	2- 0	0- 0	3- 0				
0- 3	0- 1	0- 0	AWAY	0- 0	0- 1	0- 1				
1- 1	0- 0	0- 1	NEUTRAL	0- 0	0- 0	1- 0				
4- 5	0- 1	0- 2	NON-CONFERENCE	2- 0	0- 1	2- 1				
3- 1	0- 0	0- 1	HOME	2- 0	0- 0	1- 0				
0- 3	0- 1	0- 0	AWAY	0- 0	0- 1	0- 1				
1- 1	0- 0	0- 1	NEUTRAL	0- 0	0- 0	1- 0				
2- 0	0- 0	0- 0	CONFERENCE	0- 0	0- 0	2- 0				
2- 0	0- 0	0- 0	HOME	0- 0	0- 0	2- 0				
0- 0	0- 0	0- 0	AWAY	0- 0	0- 0	0- 0				
0- 0	0- 0	0- 0	NEUTRAL	0- 0	0- 0	0- 0				

RPI 1-25				RPI 26-50				RPI 51-100				RPI 101+ Team's RPI: 131			
RPI	S	Opponent	Score	RPI	S	Opponent	Score	RPI	S	Opponent	Score	RPI	S	Opponent	Score
5	A	Baylor	60 90	32	H	St. John's (NY)	48 49	56	H	South Dakota St.	82 64	147	A	Delaware	60 70
				48	N	Stetson	50 57	85	H	Albany (NY)	61 58	176	H	Monmouth	75 65
												237	N	Utah St.	68 65
												268	A	Northeastern	51 58
												273	H	Boston U.	77 50
												287	H	Rider	60 46
LAST 12 Division I GAMES:															
176	H	Monmouth	75 65	56	H	South Dakota St.	82 64	273	H	Boston U.	77 50				
5	A	Baylor	60 90					85	H	Albany (NY)	61 58				
237	N	Utah St.	68 65					287	H	Rider	60 46				
48	N	Stetson	50 57					147	A	Delaware	60 70				
32	H	St. John's (NY)	48 49												
268	A	Northeastern	51 58												

Non-Div I Games:

Marist

■ Loss,
 ■ Non-Conf,
 S Site,
 ■ Home
 ■ Away
 N Neutral

Average RPI Win:	193	WON-LOST	WINNING	LAST 10	STRENGTH OF	OPP. STRENGTH	TEAM	ADJ.	CONF.	ADJ CONF.
Average RPI Loss:	94	RECORD	PCT. RANK	GAMES	SCHEDULE	OF SCHEDULE	RPI	RPI	RPI	RPI
DIV. I ONLY	4- 7	223	4- 6	68	79	183	183	8	8	
DIV. I NON-CONF.	4- 7	223	4- 7	74	81	183	183	8	8	
TOTALS	RPI 1-25	RPI 26-50	W-L RECORDS	RPI 51-100	RPI 101-150	RPI 150+				
4- 7	0- 2	0- 0	OVERALL	1- 2	0- 1	3- 2				
4- 3	0- 1	0- 0	HOME	1- 1	0- 0	3- 1				
0- 4	0- 1	0- 0	AWAY	0- 1	0- 1	0- 1				
0- 0	0- 0	0- 0	NEUTRAL	0- 0	0- 0	0- 0				
4- 7	0- 2	0- 0	NON-CONFERENCE	1- 2	0- 1	3- 2				
4- 3	0- 1	0- 0	HOME	1- 1	0- 0	3- 1				
0- 4	0- 1	0- 0	AWAY	0- 1	0- 1	0- 1				
0- 0	0- 0	0- 0	NEUTRAL	0- 0	0- 0	0- 0				
0- 0	0- 0	0- 0	CONFERENCE	0- 0	0- 0	0- 0				
0- 0	0- 0	0- 0	HOME	0- 0	0- 0	0- 0				
0- 0	0- 0	0- 0	AWAY	0- 0	0- 0	0- 0				
0- 0	0- 0	0- 0	NEUTRAL	0- 0	0- 0	0- 0				

RPI 1-25				RPI 26-50				RPI 51-100				RPI 101+ Team's RPI: 183			
RPI	S	Opponent	Score	RPI	S	Opponent	Score	RPI	S	Opponent	Score	RPI	S	Opponent	Score
6	H	Green Bay	66 94					53	H	Vanderbilt	80 67	137	A	Wisconsin	64 89
8	A	Duke	51 83					57	A	Auburn	53 79	187	A	Wake Forest	77 89
								62	H	South Dakota	65 69	200	H	Northern Ky.	68 77
												227	H	Loyola Chicago	86 71
												230	H	Western Ill.	65 57
												262	H	Milwaukee	85 80
LAST 12 Division I GAMES:															
62	H	South Dakota	65 69	230	H	Western Ill.	65 57								
262	H	Milwaukee	85 80	53	H	Vanderbilt	80 67								
8	A	Duke	51 83	200	H	Northern Ky.	68 77								
187	A	Wake Forest	77 89	137	A	Wisconsin	64 89								
227	H	Loyola Chicago	86 71	57	A	Auburn	53 79								
6	H	Green Bay	66 94												

Non-Div I Games:

Marquette

Marshall

Through Games Of Dec. 21, 2014

Average RPI Win:	231	WON-LOST	WINNING	LAST 10	STRENGTH OF	OPP. STRENGTH	TEAM	ADJ.	CONF.	ADJ CONF.
Average RPI Loss:	127	RECORD	PCT. RANK	GAMES	SCHEDULE	OF SCHEDULE	RPI	RPI	RPI	RPI
DIV. I ONLY	5- 3	114	5- 3	168	258	97	97	18	18	
DIV. I NON-CONF.	5- 3	114	5- 3	171	258	99	99	19	19	
TOTALS	RPI 1-25	RPI 26-50	W-L RECORDS	RPI 51-100	RPI 101-150	RPI 150+				
5- 3	0- 0	0- 1	OVERALL	0- 0	2- 0	3- 2				
1- 0	0- 0	0- 0	HOME	0- 0	0- 0	1- 0				
3- 2	0- 0	0- 0	AWAY	0- 0	1- 0	2- 2				
1- 1	0- 0	0- 1	NEUTRAL	0- 0	1- 0	0- 0				
5- 3	0- 0	0- 1	NON-CONFERENCE	0- 0	2- 0	3- 2				
1- 0	0- 0	0- 0	HOME	0- 0	0- 0	1- 0				
3- 2	0- 0	0- 0	AWAY	0- 0	1- 0	2- 2				
1- 1	0- 0	0- 1	NEUTRAL	0- 0	1- 0	0- 0				
0- 0	0- 0	0- 0	CONFERENCE	0- 0	0- 0	0- 0				
0- 0	0- 0	0- 0	HOME	0- 0	0- 0	0- 0				
0- 0	0- 0	0- 0	AWAY	0- 0	0- 0	0- 0				
0- 0	0- 0	0- 0	NEUTRAL	0- 0	0- 0	0- 0				

RPI 1-25			RPI 26-50			RPI 51-100			Team's RPI: 97	RPI 101+		
RPI	S	Opponent	Score	RPI	S	Opponent	Score	RPI	S	Opponent	Score	
				31	N	West Virginia	56 69			116	A	Rhode Island 61 45
										134	N	Fairfield 68 55
										172	A	Cornell 49 58
										177	A	Eastern Ky. 58 63
										279	A	Coastal Caro. 77 65
										310	H	UMES 74 57
										314	A	Norfolk St. 73 71
LAST 12 Division I GAMES:												
134	N	Fairfield	68 55	31	N	West Virginia	56 69					
116	A	Rhode Island	61 45	314	A	Norfolk St.	73 71					
				177	A	Eastern Ky.	58 63					
				279	A	Coastal Caro.	77 65					
				172	A	Cornell	49 58					
				310	H	UMES	74 57					

Non-Div I Games: Salem Int'l 84 41

Marshall

■ Loss,
■ Non-Conf,
■ S Site,
■ H Home
■ A Away
N Neutral

Average RPI Win:	187	WON-LOST	WINNING	LAST 10	STRENGTH OF	OPP. STRENGTH	TEAM	ADJ.	CONF.	ADJ CONF.
Average RPI Loss:	23	RECORD	PCT. RANK	GAMES	SCHEDULE	OF SCHEDULE	RPI	RPI	RPI	RPI
DIV. I ONLY	9- 2	36	8- 2	129	41	41	41	1	1	
DIV. I NON-CONF.	9- 2	36	9- 2	138	40	42	42	1	1	
TOTALS	RPI 1-25	RPI 26-50	W-L RECORDS	RPI 51-100	RPI 101-150	RPI 150+				
9- 2	2- 1	1- 1	OVERALL	1- 0	0- 0	5- 0				
6- 0	0- 0	1- 0	HOME	1- 0	0- 0	4- 0				
2- 1	1- 1	0- 0	AWAY	0- 0	0- 0	1- 0				
1- 1	1- 0	0- 1	NEUTRAL	0- 0	0- 0	0- 0				
9- 2	2- 1	1- 1	NON-CONFERENCE	1- 0	0- 0	5- 0				
6- 0	0- 0	1- 0	HOME	1- 0	0- 0	4- 0				
2- 1	1- 1	0- 0	AWAY	0- 0	0- 0	1- 0				
1- 1	1- 0	0- 1	NEUTRAL	0- 0	0- 0	0- 0				
0- 0	0- 0	0- 0	CONFERENCE	0- 0	0- 0	0- 0				
0- 0	0- 0	0- 0	HOME	0- 0	0- 0	0- 0				
0- 0	0- 0	0- 0	AWAY	0- 0	0- 0	0- 0				
0- 0	0- 0	0- 0	NEUTRAL	0- 0	0- 0	0- 0				

RPI 1-25				RPI 26-50				Team's RPI: 41				RPI 51-100				RPI 101+			
RPI	S	Opponent	Score	RPI	S	Opponent	Score	RPI	S	Opponent	Score	RPI	S	Opponent	Score	RPI	S	Opponent	Score
1	A	Notre Dame	72 92	42	H	South Fla.	85 67	87	H	American	94 50	249	H	Towson	81 52				
7	N	James Madison	80 64	45	N	Washington St.	64 70					296	A	Coppin St.	110 51				
19	A	George Washington	75 65									308	H	Wagner	97 24				
												332	H	Loyola Maryland	65 43				
												340	H	Mt. St. Mary's	109 45				
LAST 12 Division I GAMES:																			
296	A	Coppin St.	110 51	45	N	Washington St.	64 70	7	N	James Madison	80 64	332	H	Loyola Maryland	65 43				
87	H	American	94 50					19	A	George Washington	75 65	42	H	South Fla.	85 67				
249	H	Towson	81 52					308	H	Wagner	97 24								
1	A	Notre Dame	72 92																
340	H	Mt. St. Mary's	109 45																

Non-Div I Games:

Maryland

Massachusetts

Through Games Of Dec. 21, 2014

Average RPI Win:	207	WON-LOST	WINNING	LAST 10	STRENGTH OF	OPP. STRENGTH	TEAM	ADJ.	CONF.	ADJ CONF.
Average RPI Loss:	113	RECORD	PCT. RANK	GAMES	SCHEDULE	OF SCHEDULE	RPI	RPI	RPI	RPI
DIV. I ONLY	5- 6	180	5- 5	167	128	186	186	6	6	
DIV. I NON-CONF.	5- 6	175	5- 6	170	128	187	187	6	6	
TOTALS	RPI 1-25	RPI 26-50	W-L RECORDS	RPI 51-100	RPI 101-150	RPI 150+				
5- 6	0- 0	0- 1	OVERALL	1- 2	1- 2	3- 1				
4- 1	0- 0	0- 0	HOME	1- 0	1- 1	2- 0				
1- 3	0- 0	0- 0	AWAY	0- 2	0- 0	1- 1				
0- 2	0- 0	0- 1	NEUTRAL	0- 0	0- 1	0- 0				
5- 6	0- 0	0- 1	NON-CONFERENCE	1- 2	1- 2	3- 1				
4- 1	0- 0	0- 0	HOME	1- 0	1- 1	2- 0				
1- 3	0- 0	0- 0	AWAY	0- 2	0- 0	1- 1				
0- 2	0- 0	0- 1	NEUTRAL	0- 0	0- 1	0- 0				
0- 0	0- 0	0- 0	CONFERENCE	0- 0	0- 0	0- 0				
0- 0	0- 0	0- 0	HOME	0- 0	0- 0	0- 0				
0- 0	0- 0	0- 0	AWAY	0- 0	0- 0	0- 0				
0- 0	0- 0	0- 0	NEUTRAL	0- 0	0- 0	0- 0				

RPI 1-25				RPI 26-50				RPI 51-100				RPI 101+				Team's RPI: 186
RPI	S	Opponent	Score	RPI	S	Opponent	Score	RPI	S	Opponent	Score	RPI	S	Opponent	Score	
				34	N	Florida St.	47 73	87	H	American	71 61	103	H	Maine	68 60	
								96	A	Central Mich.	70 72	105	N	Ohio	52 59	
								99	A	Western Mich.	41 63	130	H	Harvard	62 75	
												213	A	Georgia St.	66 71	
												235	H	UCF	67 62	
												275	H	Holy Cross	72 61	
												337	A	North Texas	56 46	
LAST 12 Division I GAMES:																
105	N	Ohio	52 59	235	H	UCF	67 62									
213	A	Georgia St.	66 71	34	N	Florida St.	47 73									
275	H	Holy Cross	72 61	337	A	North Texas	56 46									
87	H	American	71 61	103	H	Maine	68 60									
130	H	Harvard	62 75	96	A	Central Mich.	70 72									
				99	A	Western Mich.	41 63									

Non-Div I Games:

Massachusetts

 Loss,
 Non-Conf,
 S Site,
 H Home
 A Away
N Neutral

Average RPI Win:	212	WON-LOST	WINNING	LAST 10	STRENGTH OF	OPP. STRENGTH	TEAM	ADJ.	CONF.	ADJ CONF.
Average RPI Loss:	128	RECORD	PCT. RANK	GAMES	SCHEDULE	OF SCHEDULE	RPI	RPI	RPI	RPI
DIV. I ONLY	1- 5	310	1- 5	19	244	203	203	28	28	
DIV. I NON-CONF.	1- 5	306	1- 5	21	244	207	207	28	28	
TOTALS	RPI 1-25	RPI 26-50	W-L RECORDS	RPI 51-100	RPI 101-150	RPI 150+				
1- 5	0- 2	0- 1	OVERALL	0- 0	0- 0	1- 2				
1- 1	0- 1	0- 0	HOME	0- 0	0- 0	1- 0				
0- 4	0- 1	0- 1	AWAY	0- 0	0- 0	0- 2				
0- 0	0- 0	0- 0	NEUTRAL	0- 0	0- 0	0- 0				
1- 5	0- 2	0- 1	NON-CONFERENCE	0- 0	0- 0	1- 2				
1- 1	0- 1	0- 0	HOME	0- 0	0- 0	1- 0				
0- 4	0- 1	0- 1	AWAY	0- 0	0- 0	0- 2				
0- 0	0- 0	0- 0	NEUTRAL	0- 0	0- 0	0- 0				
0- 0	0- 0	0- 0	CONFERENCE	0- 0	0- 0	0- 0				
0- 0	0- 0	0- 0	HOME	0- 0	0- 0	0- 0				
0- 0	0- 0	0- 0	AWAY	0- 0	0- 0	0- 0				
0- 0	0- 0	0- 0	NEUTRAL	0- 0	0- 0	0- 0				

RPI 1-25				RPI 26-50				RPI 51-100				RPI 101+ Team's RPI: 203			
RPI	S	Opponent	Score	RPI	S	Opponent	Score	RPI	S	Opponent	Score	RPI	S	Opponent	Score
20	A	Texas	59 76	36	A	Texas A&M	27 93					212	H	Southern Miss.	57 55
24	H	Tulane	55 75									269	A	Rice	55 57
												293	A	La.-Monroe	63 66
LAST 12 Division I GAMES:															
269	A	Rice	55 57												
20	A	Texas	59 76												
293	A	La.-Monroe	63 66												
36	A	Texas A&M	27 93												
212	H	Southern Miss.	57 55												
24	H	Tulane	55 75												

Non-Div I Games: Centenary (LA) 86 35 LSU-Alexandria 79 70 Wiley 67 66 Louisiana Col. 83 61
McNeese St.

Average RPI Win:	232	WON-LOST	WINNING	LAST 10	STRENGTH OF	OPP. STRENGTH	TEAM	ADJ.	CONF.	ADJ CONF.
Average RPI Loss:	53	RECORD	PCT. RANK	GAMES	SCHEDULE	OF SCHEDULE	RPI	RPI	RPI	RPI
DIV. I ONLY	6- 5	147	5- 5	187	19	152	152	9	9	
DIV. I NON-CONF.	6- 5	148	6- 5	191	18	153	153	9	9	
TOTALS	RPI 1-25	RPI 26-50	W-L RECORDS	RPI 51-100	RPI 101-150	RPI 150+				
6- 5	0- 1	0- 3	OVERALL	1- 0	0- 1	5- 0				
5- 2	0- 0	0- 2	HOME	1- 0	0- 0	4- 0				
1- 3	0- 1	0- 1	AWAY	0- 0	0- 1	1- 0				
0- 0	0- 0	0- 0	NEUTRAL	0- 0	0- 0	0- 0				
6- 5	0- 1	0- 3	NON-CONFERENCE	1- 0	0- 1	5- 0				
5- 2	0- 0	0- 2	HOME	1- 0	0- 0	4- 0				
1- 3	0- 1	0- 1	AWAY	0- 0	0- 1	1- 0				
0- 0	0- 0	0- 0	NEUTRAL	0- 0	0- 0	0- 0				
0- 0	0- 0	0- 0	CONFERENCE	0- 0	0- 0	0- 0				
0- 0	0- 0	0- 0	HOME	0- 0	0- 0	0- 0				
0- 0	0- 0	0- 0	AWAY	0- 0	0- 0	0- 0				
0- 0	0- 0	0- 0	NEUTRAL	0- 0	0- 0	0- 0				

RPI	S	Opponent	Score	RPI	S	Opponent	Score	RPI	S	Opponent	Score	RPI	S	Opponent	Score	Team's RPI: 152
19	A	George Washington	44 63	38	H	Minnesota	62 68	96	H	Central Mich.	62 61	112	A	Southern Ill.	75 82	
				47	A	Illinois	58 60					207	H	Samford	64 48	
				49	H	UALR	59 66					246	H	Missouri St.	79 63	
												280	H	Mississippi Val.	62 39	
												281	A	Georgetown	63 46	
												284	H	Austin Peay	65 60	
LAST 12 Division I GAMES:																
112	A	Southern Ill.	75 82	280	H	Mississippi Val.	62 39									
38	H	Minnesota	62 68	19	A	George Washington	44 63									
47	A	Illinois	58 60	281	A	Georgetown	63 46									
207	H	Samford	64 48	96	H	Central Mich.	62 61									
246	H	Missouri St.	79 63	284	H	Austin Peay	65 60									
				49	H	UALR	59 66									

Non-Div I Games:

Memphis

■ Loss,
 ■ Non-Conf, S Site,
 ■ Home
 ■ Away
 N Neutral

Average RPI Win:	230	WON-LOST	WINNING	LAST 10	STRENGTH OF	OPP. STRENGTH	TEAM	ADJ.	CONF.	ADJ CONF.
Average RPI Loss:	104	RECORD	PCT. RANK	GAMES	SCHEDULE	OF SCHEDULE	RPI	RPI	RPI	RPI
DIV. I ONLY	6- 6	155	5- 5	163	178	159	159	17	17	
DIV. I NON-CONF.	6- 6	152	6- 6	167	177	159	159	18	18	
TOTALS	RPI 1-25	RPI 26-50	W-L RECORDS	RPI 51-100	RPI 101-150	RPI 150+				
6- 6	0- 0	0- 2	OVERALL	0- 1	1- 2	5- 1				
3- 3	0- 0	0- 1	HOME	0- 1	0- 1	3- 0				
3- 3	0- 0	0- 1	AWAY	0- 0	1- 1	2- 1				
0- 0	0- 0	0- 0	NEUTRAL	0- 0	0- 0	0- 0				
6- 6	0- 0	0- 2	NON-CONFERENCE	0- 1	1- 2	5- 1				
3- 3	0- 0	0- 1	HOME	0- 1	0- 1	3- 0				
3- 3	0- 0	0- 1	AWAY	0- 0	1- 1	2- 1				
0- 0	0- 0	0- 0	NEUTRAL	0- 0	0- 0	0- 0				
0- 0	0- 0	0- 0	CONFERENCE	0- 0	0- 0	0- 0				
0- 0	0- 0	0- 0	HOME	0- 0	0- 0	0- 0				
0- 0	0- 0	0- 0	AWAY	0- 0	0- 0	0- 0				
0- 0	0- 0	0- 0	NEUTRAL	0- 0	0- 0	0- 0				

RPI 1-25				RPI 26-50				RPI 51-100				RPI 101+				Team's RPI: 159	
RPI	S	Opponent	Score	RPI	S	Opponent	Score	RPI	S	Opponent	Score	RPI	S	Opponent	Score		
				35	A	Mississippi St.	66 97	67	H	Kennesaw St.	56 76	112	A	Southern Ill.	52 67		
				46	H	Georgia	49 68					142	H	Belmont	83 86		
												148	A	Alabama	46 39		
												163	A	Saint Louis	80 75		
												177	H	Eastern Ky.	69 64		
												224	A	Col. of Charleston	59 72		
												288	A	Ga. Southern	84 61		
												300	H	Tennessee Tech	73 67		
												304	H	Jackson St.	80 48		
LAST 12 Division I GAMES:																	
				224	A	Col. of Charleston	59 72	142	H	Belmont	83 86						
				163	A	Saint Louis	80 75	67	H	Kennesaw St.	56 76						
				300	H	Tennessee Tech	73 67	148	A	Alabama	46 39						
				177	H	Eastern Ky.	69 64	288	A	Ga. Southern	84 61						
				304	H	Jackson St.	80 48	46	H	Georgia	49 68						
				35	A	Mississippi St.	66 97	112	A	Southern Ill.	52 67						

Non-Div I Games:

Mercer

■ Loss,
 ■ Non-Conf,
 ■ S Site,
 ■ H Home
 ■ A Away
 N Neutral

Average RPI Win:	231	WON-LOST	WINNING	LAST 10	STRENGTH OF	OPP. STRENGTH	TEAM	ADJ.	CONF.	ADJ CONF.
Average RPI Loss:	17	RECORD	PCT. RANK	GAMES	SCHEDULE	OF SCHEDULE	RPI	RPI	RPI	RPI
DIV. I ONLY	8- 3	64	7- 3	253	46	124	124	2	2	
DIV. I NON-CONF.	8- 3	65	8- 3	256	46	126	126	2	2	
TOTALS	RPI 1-25	RPI 26-50	W-L RECORDS	RPI 51-100	RPI 101-150	RPI 150+				
8- 3	0- 3	0- 0	OVERALL	1- 0	1- 0	6- 0				
7- 1	0- 1	0- 0	HOME	0- 0	1- 0	6- 0				
0- 2	0- 2	0- 0	AWAY	0- 0	0- 0	0- 0				
1- 0	0- 0	0- 0	NEUTRAL	1- 0	0- 0	0- 0				
8- 3	0- 3	0- 0	NON-CONFERENCE	1- 0	1- 0	6- 0				
7- 1	0- 1	0- 0	HOME	0- 0	1- 0	6- 0				
0- 2	0- 2	0- 0	AWAY	0- 0	0- 0	0- 0				
1- 0	0- 0	0- 0	NEUTRAL	1- 0	0- 0	0- 0				
0- 0	0- 0	0- 0	CONFERENCE	0- 0	0- 0	0- 0				
0- 0	0- 0	0- 0	HOME	0- 0	0- 0	0- 0				
0- 0	0- 0	0- 0	AWAY	0- 0	0- 0	0- 0				
0- 0	0- 0	0- 0	NEUTRAL	0- 0	0- 0	0- 0				

RPI S	Opponent	Score	RPI S	Opponent	Score	RPI S	Opponent	Score	RPI S	Opponent	Score	Team's RPI: 124
4	H Arizona St.	61 65				84	N UCLA	74 67	137	H Wisconsin	66 54	
22	A Middle Tenn.	48 53							165	H North Florida	81 53	
24	A Tulane	65 70							251	H Tulsa	69 57	
									256	H Oakland	66 53	
									296	H Coppin St.	70 54	
									315	H Illinois St.	95 44	
									341	H Jacksonville	65 36	
LAST 12 Division I GAMES:												
24	A Tulane	65 70	84	N UCLA	74 67							
4	H Arizona St.	61 65	296	H Coppin St.	70 54							
165	H North Florida	81 53	341	H Jacksonville	65 36							
22	A Middle Tenn.	48 53	137	H Wisconsin	66 54							
256	H Oakland	66 53	251	H Tulsa	69 57							
			315	H Illinois St.	95 44							

Non-Div I Games:

Miami (FL)

Average RPI Win:	239	WON-LOST	WINNING	LAST 10	STRENGTH OF	OPP. STRENGTH	TEAM	ADJ.	CONF.	ADJ CONF.
Average RPI Loss:	152	RECORD	PCT. RANK	GAMES	SCHEDULE	OF SCHEDULE	RPI	RPI	RPI	RPI
DIV. I ONLY	1- 7	321	1- 7	121	225	289	289	14	14	
DIV. I NON-CONF.	1- 7	318	1- 7	129	224	290	290	14	14	
TOTALS	RPI 1-25	RPI 26-50	W-L RECORDS	RPI 51-100	RPI 101-150	RPI 150+				
1- 7	0- 0	0- 1	OVERALL	0- 2	0- 1	1- 3				
1- 2	0- 0	0- 0	HOME	0- 0	0- 1	1- 1				
0- 3	0- 0	0- 0	AWAY	0- 1	0- 0	0- 2				
0- 2	0- 0	0- 1	NEUTRAL	0- 1	0- 0	0- 0				
1- 7	0- 0	0- 1	NON-CONFERENCE	0- 2	0- 1	1- 3				
1- 2	0- 0	0- 0	HOME	0- 0	0- 1	1- 1				
0- 3	0- 0	0- 0	AWAY	0- 1	0- 0	0- 2				
0- 2	0- 0	0- 1	NEUTRAL	0- 1	0- 0	0- 0				
0- 0	0- 0	0- 0	CONFERENCE	0- 0	0- 0	0- 0				
0- 0	0- 0	0- 0	HOME	0- 0	0- 0	0- 0				
0- 0	0- 0	0- 0	AWAY	0- 0	0- 0	0- 0				
0- 0	0- 0	0- 0	NEUTRAL	0- 0	0- 0	0- 0				

RPI 1-25				RPI 26-50				RPI 51-100				RPI 101+				Team's RPI: 289	
RPI	S	Opponent	Score	RPI	S	Opponent	Score	RPI	S	Opponent	Score	RPI	S	Opponent	Score		
				35	N	Mississippi St.	42 68	63	A	Michigan St.	39 85	136	H	Ill.-Chicago	69 72		
								93	N	Old Dominion	63 69	225	H	UT Martin	57 90		
												239	H	Valparaiso	82 59		
												256	A	Oakland	51 65		
												258	A	Evansville	41 51		
LAST 12 Division I GAMES:																	
				35	N	Mississippi St.	42 68	225	H	UT Martin	57 90						
				93	N	Old Dominion	63 69	258	A	Evansville	41 51						
								239	H	Valparaiso	82 59						
								63	A	Michigan St.	39 85						
								256	A	Oakland	51 65						
								136	H	Ill.-Chicago	69 72						

Non-Div I Games: Cincinnati Christia75 53

Miami (OH)

■ Loss,
■ Non-Conf,
■ S Site,
■ H Home
■ A Away
N Neutral

Average RPI Win:	145	WON-LOST	WINNING	LAST 10	STRENGTH OF	OPP. STRENGTH	TEAM	ADJ.	CONF.	ADJ CONF.
Average RPI Loss:	13	RECORD	PCT. RANK	GAMES	SCHEDULE	OF SCHEDULE	RPI	RPI	RPI	RPI
DIV. I ONLY	7- 3	78	7- 3	8	44	21	21	1	1	
DIV. I NON-CONF.	7- 3	79	7- 3	8	44	21	21	1	1	
TOTALS	RPI 1-25	RPI 26-50	W-L RECORDS	RPI 51-100	RPI 101-150	RPI 150+				
7- 3	0- 3	1- 0	OVERALL	2- 0	0- 0	4- 0				
5- 1	0- 1	0- 0	HOME	2- 0	0- 0	3- 0				
0- 2	0- 2	0- 0	AWAY	0- 0	0- 0	0- 0				
2- 0	0- 0	1- 0	NEUTRAL	0- 0	0- 0	1- 0				
7- 3	0- 3	1- 0	NON-CONFERENCE	2- 0	0- 0	4- 0				
5- 1	0- 1	0- 0	HOME	2- 0	0- 0	3- 0				
0- 2	0- 2	0- 0	AWAY	0- 0	0- 0	0- 0				
2- 0	0- 0	1- 0	NEUTRAL	0- 0	0- 0	1- 0				
0- 0	0- 0	0- 0	CONFERENCE	0- 0	0- 0	0- 0				
0- 0	0- 0	0- 0	HOME	0- 0	0- 0	0- 0				
0- 0	0- 0	0- 0	AWAY	0- 0	0- 0	0- 0				
0- 0	0- 0	0- 0	NEUTRAL	0- 0	0- 0	0- 0				

RPI 1-25				Team's RPI: 21		RPI 26-50				RPI 51-100				RPI 101+			
RPI	S	Opponent	Score	RPI	S	Opponent	Score	RPI	S	Opponent	Score	RPI	S	Opponent	Score		
1	A	Notre Dame	50 70	45	N	Washington St.	76 64	92	H	Bucknell	68 61	151	N	San Diego St.	70 50		
16	H	Princeton	55 85					99	H	Western Mich.	74 47	187	H	Wake Forest	83 69		
23	A	Pittsburgh	64 85									205	H	Detroit	76 57		
												238	H	Canisius	79 43		
LAST 12 Division I GAMES:																	
238	H	Canisius	79 43	99	H	Western Mich.	74 47										
1	A	Notre Dame	50 70	23	A	Pittsburgh	64 85										
16	H	Princeton	55 85	92	H	Bucknell	68 61										
187	H	Wake Forest	83 69	205	H	Detroit	76 57										
151	N	San Diego St.	70 50														
45	N	Washington St.	76 64														

Non-Div I Games:

Michigan

Average RPI Win:	210	WON-LOST	WINNING	LAST 10	STRENGTH OF	OPP. STRENGTH	TEAM	ADJ.	CONF.	ADJ CONF.
Average RPI Loss:	17	RECORD	PCT. RANK	GAMES	SCHEDULE	OF SCHEDULE	RPI	RPI	RPI	RPI
DIV. I ONLY	8- 3	64	7- 3	83	75	63	63	1	1	
DIV. I NON-CONF.	8- 3	65	8- 3	90	76	64	64	1	1	
TOTALS	RPI 1-25	RPI 26-50	W-L RECORDS	RPI 51-100	RPI 101-150	RPI 150+				
8- 3	0- 2	0- 1	OVERALL	1- 0	2- 0	5- 0				
6- 1	0- 1	0- 0	HOME	0- 0	2- 0	4- 0				
1- 1	0- 0	0- 1	AWAY	0- 0	0- 0	1- 0				
1- 1	0- 1	0- 0	NEUTRAL	1- 0	0- 0	0- 0				
8- 3	0- 2	0- 1	NON-CONFERENCE	1- 0	2- 0	5- 0				
6- 1	0- 1	0- 0	HOME	0- 0	2- 0	4- 0				
1- 1	0- 0	0- 1	AWAY	0- 0	0- 0	1- 0				
1- 1	0- 1	0- 0	NEUTRAL	1- 0	0- 0	0- 0				
0- 0	0- 0	0- 0	CONFERENCE	0- 0	0- 0	0- 0				
0- 0	0- 0	0- 0	HOME	0- 0	0- 0	0- 0				
0- 0	0- 0	0- 0	AWAY	0- 0	0- 0	0- 0				
0- 0	0- 0	0- 0	NEUTRAL	0- 0	0- 0	0- 0				

RPI 1-25				RPI 26-50				RPI 51-100				RPI 101+			
RPI	S	Opponent	Score	RPI	S	Opponent	Score	RPI	S	Opponent	Score	RPI	S	Opponent	Score
1	H	Notre Dame	63 71	46	A	Georgia	60 69	64	N	Syracuse	89 76	119	H	Georgia Tech	79 73
5	N	Baylor	65 84									149	H	Eastern Mich.	69 61
												227	A	Loyola Chicago	90 38
												256	H	Oakland	79 64
												257	H	IUPUI	64 45
												289	H	Miami (OH)	85 39
												318	H	Alcorn	77 41
LAST 12 Division I GAMES:															
318	H	Alcorn	77 41	64	N	Syracuse	89 76								
227	A	Loyola Chicago	90 38	5	N	Baylor	65 84								
46	A	Georgia	60 69	257	H	IUPUI	64 45								
119	H	Georgia Tech	79 73	1	H	Notre Dame	63 71								
289	H	Miami (OH)	85 39	149	H	Eastern Mich.	69 61								
256	H	Oakland	79 64												

Non-Div I Games:

Michigan St.

■ Loss,
 ■ Non-Conf,
 S Site,
 ■ Home
 ■ Away
 N Neutral

Average RPI Win:	154	WON-LOST	WINNING	LAST 10	STRENGTH OF	OPP. STRENGTH	TEAM	ADJ.	CONF.	ADJ CONF.
Average RPI Loss:	29	RECORD	PCT. RANK	GAMES	SCHEDULE	OF SCHEDULE	RPI	RPI	RPI	RPI
DIV. I ONLY	5- 4	136	5- 4	1	92	22	22	18	18	
DIV. I NON-CONF.	5- 4	139	5- 4	2	93	22	22	19	19	
TOTALS	RPI 1-25	RPI 26-50	W-L RECORDS	RPI 51-100	RPI 101-150	RPI 150+				
5- 4	0- 2	0- 0	OVERALL	0- 2	3- 0	2- 0				
4- 1	0- 0	0- 0	HOME	0- 1	3- 0	1- 0				
1- 3	0- 2	0- 0	AWAY	0- 1	0- 0	1- 0				
0- 0	0- 0	0- 0	NEUTRAL	0- 0	0- 0	0- 0				
5- 4	0- 2	0- 0	NON-CONFERENCE	0- 2	3- 0	2- 0				
4- 1	0- 0	0- 0	HOME	0- 1	3- 0	1- 0				
1- 3	0- 2	0- 0	AWAY	0- 1	0- 0	1- 0				
0- 0	0- 0	0- 0	NEUTRAL	0- 0	0- 0	0- 0				
0- 0	0- 0	0- 0	CONFERENCE	0- 0	0- 0	0- 0				
0- 0	0- 0	0- 0	HOME	0- 0	0- 0	0- 0				
0- 0	0- 0	0- 0	AWAY	0- 0	0- 0	0- 0				
0- 0	0- 0	0- 0	NEUTRAL	0- 0	0- 0	0- 0				

RPI 1-25				Team's RPI: 22				RPI 26-50				RPI 51-100				RPI 101+			
RPI	S	Opponent	Score	RPI	S	Opponent	Score	RPI	S	Opponent	Score	RPI	S	Opponent	Score	RPI	S	Opponent	Score
3	A	Kentucky	62 78									51	H	Arkansas	51 58	106	H	Clemson	69 28
4	A	Arizona St.	67 81									56	A	South Dakota St.	61 65	124	H	Miami (FL)	53 48
																140	H	Xavier	90 68
																166	A	Ole Miss	71 65
																235	H	UCF	79 57
LAST 12 Division I GAMES:																			
140	H	Xavier	90 68	235	H	UCF	79 57												
106	H	Clemson	69 28	56	A	South Dakota St.	61 65												
166	A	Ole Miss	71 65	3	A	Kentucky	62 78												
51	H	Arkansas	51 58																
124	H	Miami (FL)	53 48																
4	A	Arizona St.	67 81																

Non-Div I Games:

Middle Tenn.

Average RPI Win:	323	WON-LOST	WINNING	LAST 10	STRENGTH OF	OPP. STRENGTH	TEAM	ADJ.	CONF.	ADJ CONF.
Average RPI Loss:	171	RECORD	PCT. RANK	GAMES	SCHEDULE	OF SCHEDULE	RPI	RPI	RPI	RPI
DIV. I ONLY	4- 6	202	4- 6	244	345	262	262	10	10	
DIV. I NON-CONF.	4- 6	200	4- 6	247	345	263	263	10	10	
TOTALS	RPI 1-25	RPI 26-50	W-L RECORDS	RPI 51-100	RPI 101-150	RPI 150+				
4- 6	0- 0	0- 0	OVERALL	0- 3	0- 0	4- 3				
2- 3	0- 0	0- 0	HOME	0- 1	0- 0	2- 2				
2- 3	0- 0	0- 0	AWAY	0- 2	0- 0	2- 1				
0- 0	0- 0	0- 0	NEUTRAL	0- 0	0- 0	0- 0				
4- 6	0- 0	0- 0	NON-CONFERENCE	0- 3	0- 0	4- 3				
2- 3	0- 0	0- 0	HOME	0- 1	0- 0	2- 2				
2- 3	0- 0	0- 0	AWAY	0- 2	0- 0	2- 1				
0- 0	0- 0	0- 0	NEUTRAL	0- 0	0- 0	0- 0				
0- 0	0- 0	0- 0	CONFERENCE	0- 0	0- 0	0- 0				
0- 0	0- 0	0- 0	HOME	0- 0	0- 0	0- 0				
0- 0	0- 0	0- 0	AWAY	0- 0	0- 0	0- 0				
0- 0	0- 0	0- 0	NEUTRAL	0- 0	0- 0	0- 0				

RPI 1-25				RPI 26-50				RPI 51-100				RPI 101+				Team's RPI: 262	
RPI	S	Opponent	Score	RPI	S	Opponent	Score	RPI	S	Opponent	Score	RPI	S	Opponent	Score		
								90	H	Indiana	56	82	183	A	Marquette	80	85
								98	A	North Dakota	76	83	233	H	Bowling Green	50	60
								100	A	Missouri	55	68	306	H	Eastern Ill.	72	63
												307	A	North Dakota St.	77	73	
												320	H	Omaha	61	64	
												333	H	Chicago St.	69	47	
												346	A	UMKC	72	60	
LAST 12 Division I GAMES:																	
183	A	Marquette	80	85	333	H	Chicago St.	69	47								
233	H	Bowling Green	50	60	90	H	Indiana	56	82								
98	A	North Dakota	76	83	306	H	Eastern Ill.	72	63								
307	A	North Dakota St.	77	73	320	H	Omaha	61	64								
					346	A	UMKC	72	60								
					100	A	Missouri	55	68								

Non-Div I Games:

Milwaukee

■ Loss,
 ■ Non-Conf,
 ■ S Site,
 ■ H Home
 ■ A Away
 N Neutral

Minnesota

Through Games Of Dec. 21, 2014

Average RPI Win:	149	WON-LOST	WINNING	LAST 10	STRENGTH OF	OPP. STRENGTH	TEAM	ADJ.	CONF.	ADJ CONF.
Average RPI Loss:	53	RECORD	PCT. RANK	GAMES	SCHEDULE	OF SCHEDULE	RPI	RPI	RPI	RPI
DIV. I ONLY	11- 1	8	9- 1	175	11	38	38	1	1	
DIV. I NON-CONF.	11- 1	8	11- 1	178	11	36	36	1	1	
TOTALS	RPI 1-25	RPI 26-50	W-L RECORDS	RPI 51-100	RPI 101-150	RPI 150+				
11- 1	0- 0	0- 0	OVERALL	3- 1	3- 0	5- 0				
6- 0	0- 0	0- 0	HOME	1- 0	2- 0	3- 0				
3- 0	0- 0	0- 0	AWAY	2- 0	0- 0	1- 0				
2- 1	0- 0	0- 0	NEUTRAL	0- 1	1- 0	1- 0				
11- 1	0- 0	0- 0	NON-CONFERENCE	3- 1	3- 0	5- 0				
6- 0	0- 0	0- 0	HOME	1- 0	2- 0	3- 0				
3- 0	0- 0	0- 0	AWAY	2- 0	0- 0	1- 0				
2- 1	0- 0	0- 0	NEUTRAL	0- 1	1- 0	1- 0				
0- 0	0- 0	0- 0	CONFERENCE	0- 0	0- 0	0- 0				
0- 0	0- 0	0- 0	HOME	0- 0	0- 0	0- 0				
0- 0	0- 0	0- 0	AWAY	0- 0	0- 0	0- 0				
0- 0	0- 0	0- 0	NEUTRAL	0- 0	0- 0	0- 0				

RPI 1-25				RPI 26-50				Team's RPI: 38		RPI 51-100				RPI 101+			
RPI	S	Opponent	Score	RPI	S	Opponent	Score			RPI	S	Opponent	Score	RPI	S	Opponent	Score
										53	N	Vanderbilt	54 71	108	H	Liberty	74 60
										68	A	North Carolina St.	60 55	119	N	Georgia Tech	72 69
										96	H	Central Mich.	67 64	125	H	Cleveland St.	93 76
										98	A	North Dakota	68 55	152	A	Memphis	68 62
														195	H	Butler	88 86
														217	H	Southeastern La.	109 60
														224	N	Col. of Charleston	74 50
														236	H	Southern U.	107 62
LAST 12 Division I GAMES:																	
				96	H	Central Mich.	67 64			98	A	North Dakota	68 55				
				108	H	Liberty	74 60			195	H	Butler	88 86				
				236	H	Southern U.	107 62			68	A	North Carolina St.	60 55				
				152	A	Memphis	68 62			119	N	Georgia Tech	72 69				
				125	H	Cleveland St.	93 76			224	N	Col. of Charleston	74 50				
				217	H	Southeastern La.	109 60			53	N	Vanderbilt	54 71				

Non-Div I Games:

Minnesota

■ Loss,
 ■ Non-Conf, S Site,
 ■ Home
 ■ Away
 N Neutral

Mississippi St.

Through Games Of Dec. 21, 2014

Average RPI Win:	189	WON-LOST	WINNING	LAST 10	STRENGTH OF	OPP. STRENGTH	TEAM	ADJ.	CONF.	ADJ CONF.
Average RPI Loss:	0	RECORD	PCT. RANK	GAMES	SCHEDULE	OF SCHEDULE	RPI	RPI	RPI	RPI
DIV. I ONLY	14- 0	1	10- 0	192	126	35	35	4	4	
DIV. I NON-CONF.	14- 0	1	12- 0	195	126	34	34	4	4	
TOTALS	RPI 1-25	RPI 26-50	W-L RECORDS	RPI 51-100	RPI 101-150	RPI 150+				
14- 0	1- 0	1- 0	OVERALL	1- 0	1- 0	10- 0				
9- 0	1- 0	1- 0	HOME	1- 0	0- 0	6- 0				
3- 0	0- 0	0- 0	AWAY	0- 0	0- 0	3- 0				
2- 0	0- 0	0- 0	NEUTRAL	0- 0	1- 0	1- 0				
14- 0	1- 0	1- 0	NON-CONFERENCE	1- 0	1- 0	10- 0				
9- 0	1- 0	1- 0	HOME	1- 0	0- 0	6- 0				
3- 0	0- 0	0- 0	AWAY	0- 0	0- 0	3- 0				
2- 0	0- 0	0- 0	NEUTRAL	0- 0	1- 0	1- 0				
0- 0	0- 0	0- 0	CONFERENCE	0- 0	0- 0	0- 0				
0- 0	0- 0	0- 0	HOME	0- 0	0- 0	0- 0				
0- 0	0- 0	0- 0	AWAY	0- 0	0- 0	0- 0				
0- 0	0- 0	0- 0	NEUTRAL	0- 0	0- 0	0- 0				

RPI 1-25				RPI 26-50				Team's RPI: 35	RPI 51-100				RPI 101+			
RPI	S	Opponent	Score	RPI	S	Opponent	Score		RPI	S	Opponent	Score	RPI	S	Opponent	Score
17	H	Western Ky.	88 77	31	H	West Virginia	74 61		72	H	Arkansas St.	93 83	136	N	Ill.-Chicago	73 36
													159	H	Mercer	97 66
													173	A	La.-Lafayette	66 51
													192	H	Louisiana Tech	81 77
													212	A	Southern Miss.	73 46
													217	H	Southeastern La.	97 36
													274	A	New Orleans	85 45
													280	H	Mississippi Val.	104 41
													289	N	Miami (OH)	68 42
													293	H	La.-Monroe	80 46
													307	H	North Dakota St.	109 58
LAST 12 Division I GAMES:																
289	N	Miami (OH)	68 42	173	A	La.-Lafayette	66 51									
136	N	Ill.-Chicago	73 36	280	H	Mississippi Val.	104 41									
274	A	New Orleans	85 45	212	A	Southern Miss.	73 46									
293	H	La.-Monroe	80 46	192	H	Louisiana Tech	81 77									
17	H	Western Ky.	88 77	217	H	Southeastern La.	97 36									
31	H	West Virginia	74 61	307	H	North Dakota St.	109 58									

Non-Div I Games:

Mississippi St.

■ Loss,
■ Non-Conf, S Site,
■ Home
■ Away
N Neutral

Average RPI Win:	0	WON-LOST	WINNING	LAST 10	STRENGTH OF	OPP. STRENGTH	TEAM	ADJ.	CONF.	ADJ CONF.
Average RPI Loss:	156	RECORD	PCT. RANK	GAMES	SCHEDULE	OF SCHEDULE	RPI	RPI	RPI	RPI
DIV. I ONLY	0- 8	337	0- 8	31	324	280	280	31	31	
DIV. I NON-CONF.	0- 8	334	0- 8	32	320	281	281	32	32	
TOTALS	RPI 1-25	RPI 26-50	W-L RECORDS	RPI 51-100	RPI 101-150	RPI 150+				
0- 8	0- 1	0- 1	OVERALL	0- 1	0- 0	0- 5				
0- 0	0- 0	0- 0	HOME	0- 0	0- 0	0- 0				
0- 7	0- 1	0- 1	AWAY	0- 1	0- 0	0- 4				
0- 1	0- 0	0- 0	NEUTRAL	0- 0	0- 0	0- 1				
0- 8	0- 1	0- 1	NON-CONFERENCE	0- 1	0- 0	0- 5				
0- 0	0- 0	0- 0	HOME	0- 0	0- 0	0- 0				
0- 7	0- 1	0- 1	AWAY	0- 1	0- 0	0- 4				
0- 1	0- 0	0- 0	NEUTRAL	0- 0	0- 0	0- 1				
0- 0	0- 0	0- 0	CONFERENCE	0- 0	0- 0	0- 0				
0- 0	0- 0	0- 0	HOME	0- 0	0- 0	0- 0				
0- 0	0- 0	0- 0	AWAY	0- 0	0- 0	0- 0				
0- 0	0- 0	0- 0	NEUTRAL	0- 0	0- 0	0- 0				

RPI 1-25				RPI 26-50				RPI 51-100				RPI 101+ Team's RPI: 280			
RPI	S	Opponent	Score	RPI	S	Opponent	Score	RPI	S	Opponent	Score	RPI	S	Opponent	Score
24	A	Tulane	47 87	35	A	Mississippi St.	41 104	53	A	Vanderbilt	37 63	152	A	Memphis	39 62
												166	A	Ole Miss	38 91
												212	A	Southern Miss.	51 69
												263	N	George Mason	62 71
												346	A	UMKC	46 62
LAST 12 Division I GAMES:															
152	A	Memphis	39 62	53	A	Vanderbilt	37 63								
35	A	Mississippi St.	41 104	263	N	George Mason	62 71								
				346	A	UMKC	46 62								
				212	A	Southern Miss.	51 69								
				166	A	Ole Miss	38 91								
				24	A	Tulane	47 87								

Non-Div I Games: Talladega 59 38 Philander Smith 71 65

Mississippi Val.

Missouri

Through Games Of Dec. 21, 2014

Average RPI Win:	219	WON-LOST	WINNING	LAST 10	STRENGTH OF	OPP. STRENGTH	TEAM	ADJ.	CONF.	ADJ CONF.
Average RPI Loss:	176	RECORD	PCT. RANK	GAMES	SCHEDULE	OF SCHEDULE	RPI	RPI	RPI	RPI
DIV. I ONLY	9- 2	36	8- 2	250	196	100	100	4	4	
DIV. I NON-CONF.	9- 2	36	9- 2	253	196	102	102	4	4	
TOTALS	RPI 1-25	RPI 26-50	W-L RECORDS	RPI 51-100	RPI 101-150	RPI 150+				
9- 2	0- 0	0- 1	OVERALL	1- 0	0- 0	8- 1				
7- 0	0- 0	0- 0	HOME	1- 0	0- 0	6- 0				
1- 1	0- 0	0- 0	AWAY	0- 0	0- 0	1- 1				
1- 1	0- 0	0- 1	NEUTRAL	0- 0	0- 0	1- 0				
9- 2	0- 0	0- 1	NON-CONFERENCE	1- 0	0- 0	8- 1				
7- 0	0- 0	0- 0	HOME	1- 0	0- 0	6- 0				
1- 1	0- 0	0- 0	AWAY	0- 0	0- 0	1- 1				
1- 1	0- 0	0- 1	NEUTRAL	0- 0	0- 0	1- 0				
0- 0	0- 0	0- 0	CONFERENCE	0- 0	0- 0	0- 0				
0- 0	0- 0	0- 0	HOME	0- 0	0- 0	0- 0				
0- 0	0- 0	0- 0	AWAY	0- 0	0- 0	0- 0				
0- 0	0- 0	0- 0	NEUTRAL	0- 0	0- 0	0- 0				

RPI 1-25				RPI 26-50				RPI 51-100				Team's RPI: 100		RPI 101+			
RPI	S	Opponent	Score	RPI	S	Opponent	Score	RPI	S	Opponent	Score		RPI	S	Opponent	Score	
				26	N	California	70 82	65	H	Colorado	53 50		163	H	Saint Louis	74 55	
													187	A	Wake Forest	79 64	
													227	H	Loyola Chicago	56 45	
													230	H	Western Ill.	89 52	
													250	H	Southeast Mo. St.	88 42	
													262	H	Milwaukee	68 55	
													270	N	UNLV	79 60	
													321	H	Northern Ill.	47 44	
													326	A	Bradley	64 76	
LAST 12 Division I GAMES:																	
				187	A	Wake Forest	79 64	262	H	Milwaukee	68 55						
				321	H	Northern Ill.	47 44	26	N	California	70 82						
				65	H	Colorado	53 50	270	N	UNLV	79 60						
				163	H	Saint Louis	74 55	250	H	Southeast Mo. St.	88 42						
				326	A	Bradley	64 76	230	H	Western Ill.	89 52						
				227	H	Loyola Chicago	56 45										

Non-Div I Games:

Missouri

■ Loss,
 ■ Non-Conf,
 ■ S Site,
 ■ H Home
 ■ A Away
 N Neutral

Average RPI Win:	267	WON-LOST	WINNING	LAST 10	STRENGTH OF	OPP. STRENGTH	TEAM	ADJ.	CONF.	ADJ CONF.
Average RPI Loss:	111	RECORD	PCT. RANK	GAMES	SCHEDULE	OF SCHEDULE	RPI	RPI	RPI	RPI
DIV. I ONLY	2- 8	291	2- 8	64	211	246	246	16	16	
DIV. I NON-CONF.	2- 8	289	2- 8	70	211	247	247	16	16	
TOTALS	RPI 1-25	RPI 26-50	W-L RECORDS	RPI 51-100	RPI 101-150	RPI 150+				
2- 8	0- 0	0- 1	OVERALL	0- 3	0- 1	2- 3				
2- 2	0- 0	0- 0	HOME	0- 2	0- 0	2- 0				
0- 5	0- 0	0- 1	AWAY	0- 1	0- 1	0- 2				
0- 1	0- 0	0- 0	NEUTRAL	0- 0	0- 0	0- 1				
2- 8	0- 0	0- 1	NON-CONFERENCE	0- 3	0- 1	2- 3				
2- 2	0- 0	0- 0	HOME	0- 2	0- 0	2- 0				
0- 5	0- 0	0- 1	AWAY	0- 1	0- 1	0- 2				
0- 1	0- 0	0- 0	NEUTRAL	0- 0	0- 0	0- 1				
0- 0	0- 0	0- 0	CONFERENCE	0- 0	0- 0	0- 0				
0- 0	0- 0	0- 0	HOME	0- 0	0- 0	0- 0				
0- 0	0- 0	0- 0	AWAY	0- 0	0- 0	0- 0				
0- 0	0- 0	0- 0	NEUTRAL	0- 0	0- 0	0- 0				

RPI	S	Opponent	Score	RPI	S	Opponent	Score	RPI	S	Opponent	Score	RPI	S	Opponent	Score	Team's RPI: 246
49	A	UALR	48 61	51	H	Arkansas	50 59	115	A	Oklahoma St.	36 77	152	A	Memphis	63 79	
				65	A	Colorado	59 87	184	N	TCU	68 82	198	A	Oral Roberts	57 70	
				72	H	Arkansas St.	62 78	257	H	IUPUI	68 58	276	H	SIUE	75 69	
LAST 12 Division I GAMES:																
257	H	IUPUI	68 58	72	H	Arkansas St.	62 78									
51	H	Arkansas	50 59	115	A	Oklahoma St.	36 77									
276	H	SIUE	75 69	49	A	UALR	48 61									
184	N	TCU	68 82	152	A	Memphis	63 79									
65	A	Colorado	59 87													
198	A	Oral Roberts	57 70													

Non-Div I Games:

Missouri St.

Average RPI Win:	265	WON-LOST	WINNING	LAST 10	STRENGTH OF	OPP. STRENGTH	TEAM	ADJ.	CONF.	ADJ CONF.
Average RPI Loss:	105	RECORD	PCT. RANK	GAMES	SCHEDULE	OF SCHEDULE	RPI	RPI	RPI	RPI
DIV. I ONLY	5- 5	155	5- 5	191	217	176	176	20	20	
DIV. I NON-CONF.	4- 4	152	4- 4	190	257	179	179	17	17	
TOTALS	RPI 1-25	RPI 26-50	W-L RECORDS	RPI 51-100	RPI 101-150	RPI 150+				
5- 5	0- 1	0- 0	OVERALL	0- 1	0- 2	5- 1				
3- 2	0- 1	0- 0	HOME	0- 1	0- 0	3- 0				
2- 3	0- 0	0- 0	AWAY	0- 0	0- 2	2- 1				
0- 0	0- 0	0- 0	NEUTRAL	0- 0	0- 0	0- 0				
4- 4	0- 1	0- 0	NON-CONFERENCE	0- 1	0- 1	4- 1				
2- 2	0- 1	0- 0	HOME	0- 1	0- 0	2- 0				
2- 2	0- 0	0- 0	AWAY	0- 0	0- 1	2- 1				
0- 0	0- 0	0- 0	NEUTRAL	0- 0	0- 0	0- 0				
1- 1	0- 0	0- 0	CONFERENCE	0- 0	0- 1	1- 0				
1- 0	0- 0	0- 0	HOME	0- 0	0- 0	1- 0				
0- 1	0- 0	0- 0	AWAY	0- 0	0- 1	0- 0				
0- 0	0- 0	0- 0	NEUTRAL	0- 0	0- 0	0- 0				

RPI 1-25				RPI 26-50				RPI 51-100				RPI 101+ Team's RPI: 176			
RPI	S	Opponent	Score	RPI	S	Opponent	Score	RPI	S	Opponent	Score	RPI	S	Opponent	Score
16	H	Princeton	53 84					69	H	Lehigh	70 82	131	A	Marist	65 75
												140	A	Xavier	45 61
												164	H	Iona	75 74
												171	A	Yale	58 62
												272	H	Fairleigh Dickinson	71 66
												290	A	LIU Brooklyn	78 57
												291	H	Colgate	82 62
												308	A	Wagner	82 59
LAST 12 Division I GAMES:															
164	H	Iona	75 74	16	H	Princeton	53 84	291	H	Colgate	82 62				
131	A	Marist	65 75	140	A	Xavier	45 61	69	H	Lehigh	70 82				
171	A	Yale	58 62												
308	A	Wagner	82 59												
272	H	Fairleigh Dickinson	71 66												
290	A	LIU Brooklyn	78 57												

Non-Div I Games:

Monmouth

■ Loss,
 ■ Non-Conf, S Site,
 ■ Home
 ■ Away
 N Neutral

Montana

Through Games Of Dec. 21, 2014

Average RPI Win:	266	WON-LOST	WINNING	LAST 10	STRENGTH OF	OPP. STRENGTH	TEAM	ADJ.	CONF.	ADJ CONF.
Average RPI Loss:	133	RECORD	PCT. RANK	GAMES	SCHEDULE	OF SCHEDULE	RPI	RPI	RPI	RPI
DIV. I ONLY	5- 4	136	5- 4	287	156	206	206	21	21	
DIV. I NON-CONF.	5- 4	139	5- 4	290	158	211	211	21	21	
TOTALS	RPI 1-25	RPI 26-50	W-L RECORDS	RPI 51-100	RPI 101-150	RPI 150+				
5- 4	0- 1	0- 0	OVERALL	0- 1	0- 0	5- 2				
2- 1	0- 0	0- 0	HOME	0- 0	0- 0	2- 1				
2- 1	0- 0	0- 0	AWAY	0- 1	0- 0	2- 0				
1- 2	0- 1	0- 0	NEUTRAL	0- 0	0- 0	1- 1				
5- 4	0- 1	0- 0	NON-CONFERENCE	0- 1	0- 0	5- 2				
2- 1	0- 0	0- 0	HOME	0- 0	0- 0	2- 1				
2- 1	0- 0	0- 0	AWAY	0- 1	0- 0	2- 0				
1- 2	0- 1	0- 0	NEUTRAL	0- 0	0- 0	1- 1				
0- 0	0- 0	0- 0	CONFERENCE	0- 0	0- 0	0- 0				
0- 0	0- 0	0- 0	HOME	0- 0	0- 0	0- 0				
0- 0	0- 0	0- 0	AWAY	0- 0	0- 0	0- 0				
0- 0	0- 0	0- 0	NEUTRAL	0- 0	0- 0	0- 0				

RPI 1-25			RPI 26-50			RPI 51-100			RPI 101+			Team's RPI: 206
RPI	S	Opponent	Score	RPI	S	Opponent	Score	RPI	S	Opponent	Score	
16	N	Princeton	55 80					86	A	Pacific	50 62	
								187	N	Wake Forest	60 73	
								208	N	Charlotte	67 58	
								244	H	Wyoming	54 60	
								255	A	Portland	69 55	
								260	A	Seattle	70 64	
								284	H	Austin Peay	83 62	
								323	H	Utah Valley	68 44	
LAST 12 Division I GAMES:												
187	N	Wake Forest	60 73	284	H	Austin Peay	83 62					
16	N	Princeton	55 80	323	H	Utah Valley	68 44					
208	N	Charlotte	67 58	260	A	Seattle	70 64					
86	A	Pacific	50 62	255	A	Portland	69 55					
				244	H	Wyoming	54 60					

Non-Div I Games: Montana Western 55 44 Carroll (MT) 64 34

Montana

Loss, Non-Conf, S Site, H Home A Away N Neutral

Average RPI Win:	249	WON-LOST	WINNING	LAST 10	STRENGTH OF	OPP. STRENGTH	TEAM	ADJ.	CONF.	ADJ CONF.
Average RPI Loss:	76	RECORD	PCT. RANK	GAMES	SCHEDULE	OF SCHEDULE	RPI	RPI	RPI	RPI
DIV. I ONLY	4- 5	186	4- 4	90	180	123	123	21	21	
DIV. I NON-CONF.	4- 5	181	4- 5	96	180	125	125	21	21	
TOTALS	RPI 1-25	RPI 26-50	W-L RECORDS	RPI 51-100	RPI 101-150	RPI 150+				
4- 5	0- 0	0- 1	OVERALL	0- 3	0- 1	4- 0				
2- 1	0- 0	0- 0	HOME	0- 1	0- 0	2- 0				
1- 4	0- 0	0- 1	AWAY	0- 2	0- 1	1- 0				
1- 0	0- 0	0- 0	NEUTRAL	0- 0	0- 0	1- 0				
4- 5	0- 0	0- 1	NON-CONFERENCE	0- 3	0- 1	4- 0				
2- 1	0- 0	0- 0	HOME	0- 1	0- 0	2- 0				
1- 4	0- 0	0- 1	AWAY	0- 2	0- 1	1- 0				
1- 0	0- 0	0- 0	NEUTRAL	0- 0	0- 0	1- 0				
0- 0	0- 0	0- 0	CONFERENCE	0- 0	0- 0	0- 0				
0- 0	0- 0	0- 0	HOME	0- 0	0- 0	0- 0				
0- 0	0- 0	0- 0	AWAY	0- 0	0- 0	0- 0				
0- 0	0- 0	0- 0	NEUTRAL	0- 0	0- 0	0- 0				

RPI 1-25				RPI 26-50				RPI 51-100				RPI 101+				Team's RPI: 123	
RPI	S	Opponent	Score	RPI	S	Opponent	Score	RPI	S	Opponent	Score	RPI	S	Opponent	Score		
				45	A	Washington St.	61 82	55	H	Gonzaga	60 89	120	A	Boise St.	60 75		
								66	A	CSUN	66 78	234	A	Cal St. Fullerton	63 47		
								94	A	San Diego	64 79	244	H	Wyoming	79 52		
												257	N	IUPUI	80 74		
												260	H	Seattle	74 61		
LAST 12 Division I GAMES:																	
				45	A	Washington St.	61 82	257	N	IUPUI	80 74						
				244	H	Wyoming	79 52	66	A	CSUN	66 78						
				120	A	Boise St.	60 75	94	A	San Diego	64 79						
								260	H	Seattle	74 61						
								55	H	Gonzaga	60 89						
								234	A	Cal St. Fullerton	63 47						

Non-Div I Games: Mont. St. Billings 76 57 Great Falls 87 71

Montana St.

Loss, Non-Conf, S Site, H Home A Away N Neutral

Average RPI Win:	263	WON-LOST	WINNING	LAST 10	STRENGTH OF	OPP. STRENGTH	TEAM	ADJ.	CONF.	ADJ CONF.
Average RPI Loss:	124	RECORD	PCT. RANK	GAMES	SCHEDULE	OF SCHEDULE	RPI	RPI	RPI	RPI
DIV. I ONLY	3- 8	269	1- 8	30	309	155	155	27	27	
DIV. I NON-CONF.	3- 8	268	3- 8	31	308	156	156	27	27	
TOTALS	RPI 1-25	RPI 26-50	W-L RECORDS	RPI 51-100	RPI 101-150	RPI 150+				
3- 8	0- 1	0- 0	OVERALL	0- 2	0- 3	3- 2				
1- 3	0- 0	0- 0	HOME	0- 0	0- 2	1- 1				
2- 5	0- 1	0- 0	AWAY	0- 1	0- 1	2- 1				
0- 0	0- 0	0- 0	NEUTRAL	0- 0	0- 0	0- 0				
3- 8	0- 1	0- 0	NON-CONFERENCE	0- 2	0- 3	3- 2				
1- 3	0- 0	0- 0	HOME	0- 0	0- 2	1- 1				
2- 5	0- 1	0- 0	AWAY	0- 2	0- 1	2- 1				
0- 0	0- 0	0- 0	NEUTRAL	0- 0	0- 0	0- 0				
0- 0	0- 0	0- 0	CONFERENCE	0- 0	0- 0	0- 0				
0- 0	0- 0	0- 0	HOME	0- 0	0- 0	0- 0				
0- 0	0- 0	0- 0	AWAY	0- 0	0- 0	0- 0				
0- 0	0- 0	0- 0	NEUTRAL	0- 0	0- 0	0- 0				

RPI 1-25				RPI 26-50				RPI 51-100				RPI 101+ Team's RPI: 155			
RPI	S	Opponent	Score	RPI	S	Opponent	Score	RPI	S	Opponent	Score	RPI	S	Opponent	Score
3	A	Kentucky	62 91					74	A	Akron	61 89	105	A	Ohio	67 87
								90	A	Indiana	57 98	125	H	Cleveland St.	72 80
												132	H	East Tenn. St.	77 86
												167	A	USC Upstate	69 75
												213	H	Georgia St.	74 72
												263	A	George Mason	79 70
												297	H	Lipscomb	59 61
												314	A	Norfolk St.	83 66
LAST 12 Division I GAMES:															
125	H	Cleveland St.	72 80	105	A	Ohio	67 87	297	H	Lipscomb	59 61				
167	A	USC Upstate	69 75	90	A	Indiana	57 98	3	A	Kentucky	62 91				
132	H	East Tenn. St.	77 86	263	A	George Mason	79 70								
213	H	Georgia St.	74 72	314	A	Norfolk St.	83 66								
74	A	Akron	61 89												

Non-Div I Games: Brescia 98 68

Morehead St.

Average RPI Win:	0	WON-LOST	WINNING	LAST 10	STRENGTH OF	OPP. STRENGTH	TEAM	ADJ.	CONF.	ADJ CONF.
Average RPI Loss:	146	RECORD	PCT. RANK	GAMES	SCHEDULE	OF SCHEDULE	RPI	RPI	RPI	RPI
DIV. I ONLY	0- 10	337	0- 8	81	285	302	302	32	32	
DIV. I NON-CONF.	0- 8	334	0- 8	12	329	252	252	31	31	
TOTALS	RPI 1-25	RPI 26-50	W-L RECORDS	RPI 51-100	RPI 101-150	RPI 150+				
0- 10	0- 0	0- 1	OVERALL	0- 4	0- 2	0- 3				
0- 1	0- 0	0- 0	HOME	0- 0	0- 0	0- 1				
0- 8	0- 0	0- 1	AWAY	0- 4	0- 1	0- 1				
0- 1	0- 0	0- 0	NEUTRAL	0- 0	0- 0	0- 1				
0- 8	0- 0	0- 1	NON-CONFERENCE	0- 3	0- 2	0- 2				
0- 1	0- 0	0- 0	HOME	0- 0	0- 0	0- 1				
0- 6	0- 0	0- 1	AWAY	0- 3	0- 2	0- 0				
0- 1	0- 0	0- 0	NEUTRAL	0- 0	0- 0	0- 1				
0- 2	0- 0	0- 0	CONFERENCE	0- 1	0- 0	0- 1				
0- 0	0- 0	0- 0	HOME	0- 0	0- 0	0- 0				
0- 2	0- 0	0- 0	AWAY	0- 1	0- 0	0- 1				
0- 0	0- 0	0- 0	NEUTRAL	0- 0	0- 0	0- 0				

RPI 1-25				RPI 26-50				RPI 51-100				RPI 101+				Team's RPI: 302	
RPI	S	Opponent	Score	RPI	S	Opponent	Score	RPI	S	Opponent	Score	RPI	S	Opponent	Score		
				46	A	Georgia	36 68	58	A	Hampton	43 63	115	A	Oklahoma St.	43 73		
								70	A	Texas Tech	57 65	119	A	Georgia Tech	76 105		
								77	A	Chattanooga	40 55	267	H	Stony Brook	48 50		
								92	A	Bucknell	50 79	300	N	Tennessee Tech	56 62		
												314	A	Norfolk St.	63 68		
LAST 12 Division I GAMES:																	
				300	N	Tennessee Tech	56 62	115	A	Oklahoma St.	43 73						
				77	A	Chattanooga	40 55	70	A	Texas Tech	57 65						
				267	H	Stony Brook	48 50	119	A	Georgia Tech	76 105						
				58	A	Hampton	43 63	46	A	Georgia	36 68						
				314	A	Norfolk St.	63 68										
				92	A	Bucknell	50 79										

Non-Div I Games: Wesley 90 50 Washington Adventis66 44

Morgan St.

Average RPI Win:	322	WON-LOST	WINNING	LAST 10	STRENGTH OF	OPP. STRENGTH	TEAM	ADJ.	CONF.	ADJ CONF.
Average RPI Loss:	191	RECORD	PCT. RANK	GAMES	SCHEDULE	OF SCHEDULE	RPI	RPI	RPI	RPI
DIV. I ONLY	2- 8	291	0- 3	322	293	340	340	29	29	
DIV. I NON-CONF.	2- 8	289	0- 3	324	293	339	339	29	29	
TOTALS	RPI 1-25	RPI 26-50	W-L RECORDS	RPI 51-100	RPI 101-150	RPI 150+				
2- 8	0- 0	0- 1	OVERALL	0- 2	0- 1	2- 4				
2- 1	0- 0	0- 0	HOME	0- 1	0- 0	2- 0				
0- 7	0- 0	0- 0	AWAY	0- 0	0- 1	0- 0				
0- 0	0- 0	0- 0	NEUTRAL	0- 0	0- 0	0- 0				
2- 8	0- 0	0- 1	NON-CONFERENCE	0- 2	0- 1	2- 4				
2- 1	0- 0	0- 0	HOME	0- 1	0- 0	2- 0				
0- 7	0- 0	0- 1	AWAY	0- 1	0- 1	0- 4				
0- 0	0- 0	0- 0	NEUTRAL	0- 0	0- 0	0- 0				
0- 0	0- 0	0- 0	CONFERENCE	0- 0	0- 0	0- 0				
0- 0	0- 0	0- 0	HOME	0- 0	0- 0	0- 0				
0- 0	0- 0	0- 0	AWAY	0- 0	0- 0	0- 0				
0- 0	0- 0	0- 0	NEUTRAL	0- 0	0- 0	0- 0				

RPI 1-25				RPI 26-50				RPI 51-100				RPI 101+ Team's RPI: 340			
RPI	S	Opponent	Score	RPI	S	Opponent	Score	RPI	S	Opponent	Score	RPI	S	Opponent	Score
				41	A	Maryland	45 109	68	A	North Carolina St.	60 85	146	A	Fordham	37 61
								92	H	Bucknell	49 74	222	A	Davidson	62 67
												296	H	Coppin St.	81 65
												310	A	UMES	43 58
												313	A	Campbell	42 60
												332	A	Loyola Maryland	49 56
												348	H	Delaware St.	73 64
LAST 12 Division I GAMES:															
				68	A	North Carolina St.	60 85	92	H	Bucknell	49 74				
				296	H	Coppin St.	81 65	146	A	Fordham	37 61				
				332	A	Loyola Maryland	49 56	313	A	Campbell	42 60				
				310	A	UMES	43 58	41	A	Maryland	45 109				
				348	H	Delaware St.	73 64								
				222	A	Davidson	62 67								

Non-Div I Games:

Mt. St. Mary's

Average RPI Win:	324	WON-LOST	WINNING	LAST 10	STRENGTH OF	OPP. STRENGTH	TEAM	ADJ.	CONF.	ADJ CONF.
Average RPI Loss:	176	RECORD	PCT. RANK	GAMES	SCHEDULE	OF SCHEDULE	RPI	RPI	RPI	RPI
DIV. I ONLY	3- 7	251	0- 1	265	332	319	319	27	27	
DIV. I NON-CONF.	3- 7	251	0- 1	268	333	319	319	27	27	
TOTALS	RPI 1-25	RPI 26-50	W-L RECORDS	RPI 51-100	RPI 101-150	RPI 150+				
3- 7	0- 0	0- 0	OVERALL	0- 1	0- 2	3- 4				
3- 2	0- 0	0- 0	HOME	0- 0	0- 1	3- 1				
0- 4	0- 0	0- 0	AWAY	0- 1	0- 1	0- 2				
0- 1	0- 0	0- 0	NEUTRAL	0- 0	0- 0	0- 1				
3- 7	0- 0	0- 0	NON-CONFERENCE	0- 1	0- 2	3- 4				
3- 2	0- 0	0- 0	HOME	0- 0	0- 1	3- 1				
0- 4	0- 0	0- 0	AWAY	0- 1	0- 1	0- 2				
0- 1	0- 0	0- 0	NEUTRAL	0- 0	0- 0	0- 1				
0- 0	0- 0	0- 0	CONFERENCE	0- 0	0- 0	0- 0				
0- 0	0- 0	0- 0	HOME	0- 0	0- 0	0- 0				
0- 0	0- 0	0- 0	AWAY	0- 0	0- 0	0- 0				
0- 0	0- 0	0- 0	NEUTRAL	0- 0	0- 0	0- 0				

RPI 1-25				RPI 26-50				RPI 51-100				RPI 101+				Team's RPI: 319	
RPI	S	Opponent	Score	RPI	S	Opponent	Score	RPI	S	Opponent	Score	RPI	S	Opponent	Score		
								67	A	Kennesaw St.	60	65	105	H	Ohio	60	111
												112	A	Southern Ill.	63	78	
												191	A	Ball St.	59	85	
												197	A	Wright St.	68	75	
												258	H	Evansville	83	93	
												297	H	Lipscomb	74	71	
												304	N	Jackson St.	81	90	
												334	H	Alabama A&M	102	81	
												341	H	Jacksonville	80	62	
LAST 12 Division I GAMES:																	
				258	H	Evansville	83	93		304	N	Jackson St.	81	90			
				191	A	Ball St.	59	85		341	H	Jacksonville	80	62			
				297	H	Lipscomb	74	71		112	A	Southern Ill.	63	78			
				197	A	Wright St.	68	75		67	A	Kennesaw St.	60	65			
				334	H	Alabama A&M	102	81									
				105	H	Ohio	60	111									

Non-Div I Games:	Blackburn	110	31
------------------	-----------	-----	----

Murray St.

Loss, Non-Conf, S Site, H Home A Away N Neutral

Average RPI Win:	277	WON-LOST	WINNING	LAST 10	STRENGTH OF	OPP. STRENGTH	TEAM	ADJ.	CONF.	ADJ CONF.
Average RPI Loss:	176	RECORD	PCT. RANK	GAMES	SCHEDULE	OF SCHEDULE	RPI	RPI	RPI	RPI
DIV. I ONLY	6- 5	147	4- 5	312	303	221	221	32	32	
DIV. I NON-CONF.	5- 4	139	5- 4	266	309	193	193	31	31	
TOTALS	RPI 1-25	RPI 26-50	W-L RECORDS	RPI 51-100	RPI 101-150	RPI 150+				
6- 5	0- 0	0- 0	OVERALL	0- 1	0- 1	6- 3				
2- 1	0- 0	0- 0	HOME	0- 0	0- 0	2- 1				
2- 4	0- 0	0- 0	AWAY	0- 1	0- 1	2- 2				
2- 0	0- 0	0- 0	NEUTRAL	0- 0	0- 0	2- 0				
5- 4	0- 0	0- 0	NON-CONFERENCE	0- 1	0- 1	5- 2				
2- 1	0- 0	0- 0	HOME	0- 0	0- 0	2- 1				
1- 3	0- 0	0- 0	AWAY	0- 1	0- 1	1- 1				
2- 0	0- 0	0- 0	NEUTRAL	0- 0	0- 0	2- 0				
1- 1	0- 0	0- 0	CONFERENCE	0- 0	0- 0	1- 1				
0- 0	0- 0	0- 0	HOME	0- 0	0- 0	0- 0				
1- 1	0- 0	0- 0	AWAY	0- 0	0- 0	1- 1				
0- 0	0- 0	0- 0	NEUTRAL	0- 0	0- 0	0- 0				

RPI 1-25			RPI 26-50			RPI 51-100			RPI 101+			Team's RPI: 221
RPI	S	Opponent	Score	RPI	S	Opponent	Score	RPI	S	Opponent	Score	
						77 A Chattanooga	43 58	118 A Appalachian St.		70 72		
								162 H William & Mary		57 59		
								198 N Oral Roberts		47 38		
								212 A Southern Miss.		48 72		
								222 A Davidson		62 57		
								286 H Navy		52 47		
								300 N Tennessee Tech		54 49		
								310 A UMES		43 58		
								312 A Howard		80 69		
								343 H UNC Asheville		63 46		
LAST 12 Division I GAMES:												
212 A Southern Miss.		48 72	77 A Chattanooga		43 58							
198 N Oral Roberts		47 38	300 N Tennessee Tech		54 49							
162 H William & Mary		57 59	118 A Appalachian St.		70 72							
343 H UNC Asheville		63 46	310 A UMES		43 58							
286 H Navy		52 47	312 A Howard		80 69							
			222 A Davidson		62 57							

Non-Div I Games: Johnson C. Smith 76 45

N.C. A&T

■ Loss,
■ Non-Conf,
■ S Site,
■ H Home
■ A Away
N Neutral

Average RPI Win:	307	WON-LOST	WINNING	LAST 10	STRENGTH OF	OPP. STRENGTH	TEAM	ADJ.	CONF.	ADJ CONF.
Average RPI Loss:	207	RECORD	PCT. RANK	GAMES	SCHEDULE	OF SCHEDULE	RPI	RPI	RPI	RPI
DIV. I ONLY	2- 10	310	1- 9	284	322	325	325	32	32	
DIV. I NON-CONF.	2- 8	289	2- 8	210	328	292	292	31	31	
TOTALS	RPI 1-25	RPI 26-50	W-L RECORDS	RPI 51-100	RPI 101-150	RPI 150+				
2- 10	0- 1	0- 0	OVERALL	0- 1	0- 1	2- 7				
1- 2	0- 0	0- 0	HOME	0- 0	0- 1	1- 1				
1- 8	0- 1	0- 0	AWAY	0- 1	0- 0	1- 6				
0- 0	0- 0	0- 0	NEUTRAL	0- 0	0- 0	0- 0				
2- 8	0- 1	0- 0	NON-CONFERENCE	0- 1	0- 1	2- 5				
1- 2	0- 0	0- 0	HOME	0- 0	0- 1	1- 1				
1- 6	0- 1	0- 0	AWAY	0- 1	0- 0	1- 4				
0- 0	0- 0	0- 0	NEUTRAL	0- 0	0- 0	0- 0				
0- 2	0- 0	0- 0	CONFERENCE	0- 0	0- 0	0- 2				
0- 0	0- 0	0- 0	HOME	0- 0	0- 0	0- 0				
0- 2	0- 0	0- 0	AWAY	0- 0	0- 0	0- 2				
0- 0	0- 0	0- 0	NEUTRAL	0- 0	0- 0	0- 0				

RPI 1-25				RPI 26-50				RPI 51-100				RPI 101+ Team's RPI: 325			
RPI	S	Opponent	Score	RPI	S	Opponent	Score	RPI	S	Opponent	Score	RPI	S	Opponent	Score
12	A	South Carolina	26 90					64	A	Syracuse	25 70	135	H	Winthrop	63 71
												169	H	Presbyterian	33 45
												180	A	Virginia Tech	44 80
												271	A	Western Caro.	64 59
												279	A	Coastal Caro.	52 67
												294	A	Gardner-Webb	53 73
												310	A	UMES	61 71
												312	A	Howard	65 70
												313	A	Campbell	60 65
												343	H	UNC Asheville	55 52
LAST 12 Division I GAMES:															
169	H	Presbyterian	33 45	279	A	Coastal Caro.	52 67								
343	H	UNC Asheville	55 52	64	A	Syracuse	25 70								
135	H	Winthrop	63 71	180	A	Virginia Tech	44 80								
294	A	Gardner-Webb	53 73	312	A	Howard	65 70								
313	A	Campbell	60 65	310	A	UMES	61 71								
271	A	Western Caro.	64 59	12	A	South Carolina	26 90								

Non-Div I Games:

N.C. Central

Average RPI Win:	282	WON-LOST	WINNING	LAST 10	STRENGTH OF	OPP. STRENGTH	TEAM	ADJ.	CONF.	ADJ CONF.
Average RPI Loss:	149	RECORD	PCT. RANK	GAMES	SCHEDULE	OF SCHEDULE	RPI	RPI	RPI	RPI
DIV. I ONLY	5- 9	238	4- 6	180	299	240	240	26	26	
DIV. I NON-CONF.	5- 9	237	5- 7	183	300	241	241	26	26	
TOTALS	RPI 1-25	RPI 26-50	W-L RECORDS	RPI 51-100	RPI 101-150	RPI 150+				
5- 9	0- 0	0- 2	OVERALL	0- 1	0- 2	5- 4				
3- 3	0- 0	0- 0	HOME	0- 1	0- 1	3- 1				
2- 5	0- 0	0- 2	AWAY	0- 0	0- 1	2- 2				
0- 1	0- 0	0- 0	NEUTRAL	0- 0	0- 0	0- 1				
5- 9	0- 0	0- 2	NON-CONFERENCE	0- 1	0- 2	5- 4				
3- 3	0- 0	0- 0	HOME	0- 1	0- 1	3- 1				
2- 5	0- 0	0- 2	AWAY	0- 0	0- 1	2- 2				
0- 1	0- 0	0- 0	NEUTRAL	0- 0	0- 0	0- 1				
0- 0	0- 0	0- 0	CONFERENCE	0- 0	0- 0	0- 0				
0- 0	0- 0	0- 0	HOME	0- 0	0- 0	0- 0				
0- 0	0- 0	0- 0	AWAY	0- 0	0- 0	0- 0				
0- 0	0- 0	0- 0	NEUTRAL	0- 0	0- 0	0- 0				

RPI 1-25				RPI 26-50				RPI 51-100				RPI 101+ Team's RPI: 240			
RPI	S	Opponent	Score	RPI	S	Opponent	Score	RPI	S	Opponent	Score	RPI	S	Opponent	Score
				32	A	St. John's (NY)	42 66	69	H	Lehigh	54 74	102	A	Lafayette	50 66
				37	A	Seton Hall	62 74					111	H	Hofstra	47 62
												189	A	Dartmouth	63 68
												201	A	New Hampshire	56 61
												229	A	Fla. Atlantic	65 57
												272	A	Fairleigh Dickinson	68 64
												283	H	Binghamton	52 48
												290	H	LIU Brooklyn	48 57
												307	N	North Dakota St.	48 60
												308	H	Wagner	60 54
												317	H	St. Francis Brooklyn	57 50
LAST 12 Division I GAMES:															
				102	A	Lafayette	50 66	37	A	Seton Hall	62 74				
				307	N	North Dakota St.	48 60	32	A	St. John's (NY)	42 66				
				229	A	Fla. Atlantic	65 57	290	H	LIU Brooklyn	48 57				
				317	H	St. Francis Brooklyn	57 50	111	H	Hofstra	47 62				
				69	H	Lehigh	54 74	283	H	Binghamton	52 48				
				272	A	Fairleigh Dickinson	68 64	308	H	Wagner	60 54				

Non-Div I Games:

NJIT

■ Loss,
 ■ Non-Conf,
 S Site,
 H Home
 A Away
 N Neutral

Navy

Through Games Of Dec. 21, 2014

Average RPI Win:	289	WON-LOST	WINNING	LAST 10	STRENGTH OF	OPP. STRENGTH	TEAM	ADJ.	CONF.	ADJ CONF.
Average RPI Loss:	169	RECORD	PCT. RANK	GAMES	SCHEDULE	OF SCHEDULE	RPI	RPI	RPI	RPI
DIV. I ONLY	5- 5	155	5- 4	319	307	286	286	23	23	
DIV. I NON-CONF.	5- 5	152	5- 5	321	306	287	287	23	23	
TOTALS	RPI 1-25	RPI 26-50	W-L RECORDS	RPI 51-100	RPI 101-150	RPI 150+				
5- 5	0- 0	0- 0	OVERALL	0- 1	0- 1	5- 3				
5- 1	0- 0	0- 0	HOME	0- 0	0- 1	5- 0				
0- 4	0- 0	0- 0	AWAY	0- 1	0- 0	0- 3				
0- 0	0- 0	0- 0	NEUTRAL	0- 0	0- 0	0- 0				
5- 5	0- 0	0- 0	NON-CONFERENCE	0- 1	0- 1	5- 3				
5- 1	0- 0	0- 0	HOME	0- 0	0- 1	5- 0				
0- 4	0- 0	0- 0	AWAY	0- 1	0- 0	0- 3				
0- 0	0- 0	0- 0	NEUTRAL	0- 0	0- 0	0- 0				
0- 0	0- 0	0- 0	CONFERENCE	0- 0	0- 0	0- 0				
0- 0	0- 0	0- 0	HOME	0- 0	0- 0	0- 0				
0- 0	0- 0	0- 0	AWAY	0- 0	0- 0	0- 0				
0- 0	0- 0	0- 0	NEUTRAL	0- 0	0- 0	0- 0				

RPI S	Opponent	Score	RPI S	Opponent	Score	RPI S	Opponent	Score	RPI S	Opponent	Score	Team's RPI: 286
						95	A Elon	56 69	122	H Penn	51 60	
									193	A Oregon	64 72	
									214	A Portland St.	50 56	
									221	A N.C. A&T	47 52	
									249	H Towson	55 51	
									254	H UNC Greensboro	71 64	
									263	H George Mason	84 79	
									331	H Grand Canyon	60 51	
									347	H Saint Peter's	71 35	
LAST 12 Division I GAMES:												
347	H Saint Peter's	71 35	193	A Oregon	64 72							
122	H Penn	51 60	214	A Portland St.	50 56							
95	A Elon	56 69	249	H Towson	55 51							
221	A N.C. A&T	47 52	331	H Grand Canyon	60 51							
			254	H UNC Greensboro	71 64							
			263	H George Mason	84 79							

Non-Div I Games: Mary Washington 79 59

Navy

Loss, Non-Conf, S Site, H Home A Away N Neutral

Nebraska

Through Games Of Dec. 21, 2014

Average RPI Win: 125	WON-LOST	WINNING	LAST 10	STRENGTH OF	OPP. STRENGTH	TEAM	ADJ.	CONF.	ADJ CONF.
Average RPI Loss: 148	RECORD	PCT. RANK	GAMES	SCHEDULE	OF SCHEDULE	RPI	RPI	RPI	RPI
DIV. I ONLY	10- 1	15	9- 1	48	42	9	9	1	1
DIV. I NON-CONF.	10- 1	14	10- 1	51	41	9	9	1	1
TOTALS	RPI 1-25	RPI 26-50	W-L RECORDS	RPI 51-100	RPI 101-150	RPI 150+			
10- 1	1- 0	1- 0	OVERALL	3- 0	2- 1	3- 0			
7- 0	1- 0	0- 0	HOME	1- 0	2- 0	3- 0			
3- 1	0- 0	1- 0	AWAY	2- 0	0- 1	0- 0			
0- 0	0- 0	0- 0	NEUTRAL	0- 0	0- 0	0- 0			
10- 1	1- 0	1- 0	NON-CONFERENCE	3- 0	2- 1	3- 0			
7- 0	1- 0	0- 0	HOME	1- 0	2- 0	3- 0			
3- 1	0- 0	1- 0	AWAY	2- 0	0- 1	0- 0			
0- 0	0- 0	0- 0	NEUTRAL	0- 0	0- 0	0- 0			
0- 0	0- 0	0- 0	CONFERENCE	0- 0	0- 0	0- 0			
0- 0	0- 0	0- 0	HOME	0- 0	0- 0	0- 0			
0- 0	0- 0	0- 0	AWAY	0- 0	0- 0	0- 0			
0- 0	0- 0	0- 0	NEUTRAL	0- 0	0- 0	0- 0			

RPI	S	Opponent	Score	RPI	S	Opponent	Score	RPI	S	Opponent	Score	RPI	S	Opponent	Score
8	H	Duke	60 54	45	A	Washington St.	82 61	61	A	Creighton	60 57	121	H	Pepperdine	100 65
								76	H	Bakersfield	54 45	148	A	Alabama	51 53
								84	A	UCLA	71 66	150	H	High Point	83 57
												168	H	Northern Colo.	63 56
												223	H	Utah	66 43
												318	H	Alcorn	83 49
LAST 12 Division I GAMES:															
150	H	High Point	83 57	148	A	Alabama	51 53	8	H	Duke	60 54				
76	H	Bakersfield	54 45					168	H	Northern Colo.	63 56				
61	A	Creighton	60 57					84	A	UCLA	71 66				
318	H	Alcorn	83 49					223	H	Utah	66 43				
121	H	Pepperdine	100 65	45	A	Washington St.	82 61								

Non-Div I Games:

Nebraska

■ Loss,
 ■ Non-Conf, S Site,
 ■ Home
 ■ Away
 N Neutral

Average RPI Win:	309	WON-LOST	WINNING	LAST 10	STRENGTH OF	OPP. STRENGTH	TEAM	ADJ.	CONF.	ADJ CONF.
Average RPI Loss:	80	RECORD	PCT. RANK	GAMES	SCHEDULE	OF SCHEDULE	RPI	RPI	RPI	RPI
DIV. I ONLY	3- 7	251	0- 1	105	204	216	216	19	19	
DIV. I NON-CONF.	3- 7	251	0- 1	112	203	220	220	20	20	
TOTALS	RPI 1-25	RPI 26-50	W-L RECORDS	RPI 51-100	RPI 101-150	RPI 150+				
3- 7	0- 0	0- 2	OVERALL	0- 3	0- 1	3- 1				
2- 2	0- 0	0- 0	HOME	0- 1	0- 0	2- 1				
1- 3	0- 0	0- 1	AWAY	0- 1	0- 1	1- 0				
0- 2	0- 0	0- 1	NEUTRAL	0- 1	0- 0	0- 0				
3- 7	0- 0	0- 2	NON-CONFERENCE	0- 3	0- 1	3- 1				
2- 2	0- 0	0- 0	HOME	0- 1	0- 0	2- 1				
1- 3	0- 0	0- 1	AWAY	0- 1	0- 1	1- 0				
0- 2	0- 0	0- 1	NEUTRAL	0- 1	0- 0	0- 0				
0- 0	0- 0	0- 0	CONFERENCE	0- 0	0- 0	0- 0				
0- 0	0- 0	0- 0	HOME	0- 0	0- 0	0- 0				
0- 0	0- 0	0- 0	AWAY	0- 0	0- 0	0- 0				
0- 0	0- 0	0- 0	NEUTRAL	0- 0	0- 0	0- 0				

RPI S	Opponent	Score	RPI S	Opponent	Score	RPI S	Opponent	Score	RPI S	Opponent	Score	Team's RPI: 216
26	A California	54 76	33	N Oregon St.	50 73	60	N Toledo	56 65	101	A San Francisco	48 63	
						86	H Pacific	53 64	166	H Ole Miss	66 77	
						91	A BYU	60 65	255	H Portland	84 59	
									331	A Grand Canyon	64 52	
									342	H UC Santa Barbara	71 58	
LAST 12 Division I GAMES:												
166	H Ole Miss	66 77	86	H Pacific	53 64	255	H Portland	84 59	101	A San Francisco	48 63	
33	N Oregon St.	50 73	26	A California	54 76	91	A BYU	60 65	331	A Grand Canyon	64 52	
60	N Toledo	56 65	342	H UC Santa Barbara	71 58							

Non-Div I Games: Cal St. Stanislaus 83 57

Nevada

Average RPI Win:	251	WON-LOST	WINNING	LAST 10	STRENGTH OF	OPP. STRENGTH	TEAM	ADJ.	CONF.	ADJ CONF.
Average RPI Loss:	124	RECORD	PCT. RANK	GAMES	SCHEDULE	OF SCHEDULE	RPI	RPI	RPI	RPI
DIV. I ONLY	5- 3	114	5- 3	321	133	201	201	24	24	
DIV. I NON-CONF.	5- 3	114	5- 3	323	134	205	205	24	24	
TOTALS	RPI 1-25	RPI 26-50	W-L RECORDS	RPI 51-100	RPI 101-150	RPI 150+				
5- 3	0- 0	0- 0	OVERALL	0- 0	0- 3	5- 0				
3- 1	0- 0	0- 0	HOME	0- 0	0- 1	3- 0				
2- 2	0- 0	0- 0	AWAY	0- 0	0- 2	2- 0				
0- 0	0- 0	0- 0	NEUTRAL	0- 0	0- 0	0- 0				
5- 3	0- 0	0- 0	NON-CONFERENCE	0- 0	0- 3	5- 0				
3- 1	0- 0	0- 0	HOME	0- 0	0- 1	3- 0				
2- 2	0- 0	0- 0	AWAY	0- 0	0- 2	2- 0				
0- 0	0- 0	0- 0	NEUTRAL	0- 0	0- 0	0- 0				
0- 0	0- 0	0- 0	CONFERENCE	0- 0	0- 0	0- 0				
0- 0	0- 0	0- 0	HOME	0- 0	0- 0	0- 0				
0- 0	0- 0	0- 0	AWAY	0- 0	0- 0	0- 0				
0- 0	0- 0	0- 0	NEUTRAL	0- 0	0- 0	0- 0				

RPI 1-25				RPI 26-50				RPI 51-100				RPI 101+			
RPI	S	Opponent	Score	RPI	S	Opponent	Score	RPI	S	Opponent	Score	RPI	S	Opponent	Score
								<div>Team's RPI: 201</div>							
								<div>109 A Boston College 58 64</div>							
								<div>122 A Penn 39 74</div>							
								<div>141 H Central Conn. St. 58 64</div>							
								<div>189 H Dartmouth 60 44</div>							
								<div>240 H NJIT 61 56</div>							
								<div>243 H Brown 60 57</div>							
								<div>273 A Boston U. 67 55</div>							
								<div>312 A Howard 78 68</div>							
LAST 12 Division I GAMES:															
<div>189 H Dartmouth 60 44</div>								<div>312 A Howard 78 68</div>							
<div>109 A Boston College 58 64</div>								<div>240 H NJIT 61 56</div>							
<div>273 A Boston U. 67 55</div>															
<div>141 H Central Conn. St. 58 64</div>															
<div>122 A Penn 39 74</div>															
<div>243 H Brown 60 57</div>															

Non-Div I Games:	Daniel Webster	84	32
------------------	----------------	----	----

New Hampshire

■ Loss, ■ Non-Conf, S Site, H Home A Away N Neutral

Average RPI Win:	294	WON-LOST	WINNING	LAST 10	STRENGTH OF	OPP. STRENGTH	TEAM	ADJ.	CONF.	ADJ CONF.
Average RPI Loss:	103	RECORD	PCT. RANK	GAMES	SCHEDULE	OF SCHEDULE	RPI	RPI	RPI	RPI
DIV. I ONLY	4- 7	223	4- 6	130	207	232	232	19	19	
DIV. I NON-CONF.	4- 7	223	4- 7	139	207	234	234	20	20	
TOTALS	RPI 1-25	RPI 26-50	W-L RECORDS	RPI 51-100	RPI 101-150	RPI 150+				
4- 7	0- 1	0- 2	OVERALL	0- 1	0- 2	4- 1				
4- 2	0- 0	0- 1	HOME	0- 1	0- 0	4- 0				
0- 3	0- 1	0- 0	AWAY	0- 0	0- 1	0- 1				
0- 2	0- 0	0- 1	NEUTRAL	0- 0	0- 1	0- 0				
4- 7	0- 1	0- 2	NON-CONFERENCE	0- 1	0- 2	4- 1				
4- 2	0- 0	0- 1	HOME	0- 1	0- 0	4- 0				
0- 3	0- 1	0- 0	AWAY	0- 0	0- 1	0- 1				
0- 2	0- 0	0- 1	NEUTRAL	0- 0	0- 1	0- 0				
0- 0	0- 0	0- 0	CONFERENCE	0- 0	0- 0	0- 0				
0- 0	0- 0	0- 0	HOME	0- 0	0- 0	0- 0				
0- 0	0- 0	0- 0	AWAY	0- 0	0- 0	0- 0				
0- 0	0- 0	0- 0	NEUTRAL	0- 0	0- 0	0- 0				

RPI 1-25				RPI 26-50				RPI 51-100				RPI 101+ Team's RPI: 232			
RPI	S	Opponent	Score	RPI	S	Opponent	Score	RPI	S	Opponent	Score	RPI	S	Opponent	Score
20	A	Texas	37 86	29	H	Stanford	65 70	73	H	UC Riverside	62 70	107	A	DePaul	59 97
				36	N	Texas A&M	52 66					143	N	Tex.-Pan American	59 61
												265	H	Cal Poly	84 68
												273	H	Boston U.	56 49
												309	H	UTEP	72 57
												311	A	New Mexico St.	59 70
												330	H	Northern Ariz.	56 37
LAST 12 Division I GAMES:															
20	A	Texas	37 86	330	H	Northern Ariz.	56 37	265	H	Cal Poly	84 68	309	H	UTEP	72 57
73	H	UC Riverside	62 70	311	A	New Mexico St.	59 70	143	N	Tex.-Pan American	59 61				
273	H	Boston U.	56 49												
29	H	Stanford	65 70												
107	A	DePaul	59 97												
36	N	Texas A&M	52 66												

Non-Div I Games:

New Mexico

Average RPI Win:	258	WON-LOST	WINNING	LAST 10	STRENGTH OF	OPP. STRENGTH	TEAM	ADJ.	CONF.	ADJ CONF.
Average RPI Loss:	213	RECORD	PCT. RANK	GAMES	SCHEDULE	OF SCHEDULE	RPI	RPI	RPI	RPI
DIV. I ONLY	4- 6	202	4- 5	317	284	311	311	33	33	
DIV. I NON-CONF.	4- 6	200	4- 6	319	284	313	313	33	33	
TOTALS	RPI 1-25	RPI 26-50	W-L RECORDS	RPI 51-100	RPI 101-150	RPI 150+				
4- 6	0- 0	0- 0	OVERALL	0- 1	0- 1	4- 4				
3- 2	0- 0	0- 0	HOME	0- 0	0- 0	3- 2				
0- 3	0- 0	0- 0	AWAY	0- 0	0- 0	0- 0				
1- 1	0- 0	0- 0	NEUTRAL	0- 1	0- 0	1- 0				
4- 6	0- 0	0- 0	NON-CONFERENCE	0- 1	0- 1	4- 4				
3- 2	0- 0	0- 0	HOME	0- 0	0- 0	3- 2				
0- 3	0- 0	0- 0	AWAY	0- 0	0- 1	0- 2				
1- 1	0- 0	0- 0	NEUTRAL	0- 1	0- 0	1- 0				
0- 0	0- 0	0- 0	CONFERENCE	0- 0	0- 0	0- 0				
0- 0	0- 0	0- 0	HOME	0- 0	0- 0	0- 0				
0- 0	0- 0	0- 0	AWAY	0- 0	0- 0	0- 0				
0- 0	0- 0	0- 0	NEUTRAL	0- 0	0- 0	0- 0				

RPI 1-25			RPI 26-50			RPI 51-100			RPI 101+			Team's RPI: 311
RPI	S	Opponent	Score	RPI	S	Opponent	Score	RPI	S	Opponent	Score	
						86 N Pacific	62 67	120 A Boise St.		45 70		
								229 N Fla. Atlantic		57 44		
								232 H New Mexico		70 59		
								234 H Cal St. Fullerton		51 66		
								241 A Sacramento St.		85 93		
								265 H Cal Poly		79 65		
								285 H Weber St.		97 100		
								307 H North Dakota St.		79 59		
								309 A UTEP		73 78		
LAST 12 Division I GAMES:												
234	H	Cal St. Fullerton	51 66	229	N	Fla. Atlantic	57 44					
285	H	Weber St.	97 100	86	N	Pacific	62 67					
241	A	Sacramento St.	85 93	265	H	Cal Poly	79 65					
120	A	Boise St.	45 70	307	H	North Dakota St.	79 59					
309	A	UTEP	73 78	232	H	New Mexico	70 59					

Non-Div I Games: Eastern N.M. 79 51

New Mexico St.

Average RPI Win:	0	WON-LOST	WINNING	LAST 10	STRENGTH OF	OPP. STRENGTH	TEAM	ADJ.	CONF.	ADJ CONF.
Average RPI Loss:	168	RECORD	PCT. RANK	GAMES	SCHEDULE	OF SCHEDULE	RPI	RPI	RPI	RPI
DIV. I ONLY	0- 6	337	0- 0	13	349	274	274	28	28	
DIV. I NON-CONF.	0- 6	334	0- 0	15	349	276	276	28	28	
TOTALS	RPI 1-25	RPI 26-50	W-L RECORDS	RPI 51-100	RPI 101-150	RPI 150+				
0- 6	0- 0	0- 1	OVERALL	0- 0	0- 3	0- 2				
0- 1	0- 0	0- 1	HOME	0- 0	0- 0	0- 0				
0- 5	0- 0	0- 0	AWAY	0- 0	0- 0	0- 0				
0- 0	0- 0	0- 0	NEUTRAL	0- 0	0- 0	0- 0				
0- 6	0- 0	0- 1	NON-CONFERENCE	0- 0	0- 3	0- 2				
0- 1	0- 0	0- 1	HOME	0- 0	0- 0	0- 0				
0- 5	0- 0	0- 0	AWAY	0- 0	0- 3	0- 2				
0- 0	0- 0	0- 0	NEUTRAL	0- 0	0- 0	0- 0				
0- 0	0- 0	0- 0	CONFERENCE	0- 0	0- 0	0- 0				
0- 0	0- 0	0- 0	HOME	0- 0	0- 0	0- 0				
0- 0	0- 0	0- 0	AWAY	0- 0	0- 0	0- 0				
0- 0	0- 0	0- 0	NEUTRAL	0- 0	0- 0	0- 0				

RPI 1-25			RPI 26-50			RPI 51-100			RPI 101+			Team's RPI: 274
RPI	S	Opponent	Score	RPI	S	Opponent	Score	RPI	S	Opponent	Score	
				35	H	Mississippi St.	45 85					
								115	A	Oklahoma St.	33 84	
								129	A	Jacksonville St.	51 65	
								148	A	Alabama	58 87	
								251	A	Tulsa	55 78	
								331	A	Grand Canyon	57 59	
LAST 12 Division I GAMES:												
				148	A	Alabama	58 87	251	A	Tulsa	55 78	
								115	A	Oklahoma St.	33 84	
								331	A	Grand Canyon	57 59	
								35	H	Mississippi St.	45 85	
								129	A	Jacksonville St.	51 65	

Non-Div I Games: West Ala. 54 66 Crowley's Ridge 87 54

New Orleans

Loss, Non-Conf, S Site, H Home A Away N Neutral

Niagara

Through Games Of Dec. 21, 2014

Average RPI Win:	252	WON-LOST	WINNING	LAST 10	STRENGTH OF	OPP. STRENGTH	TEAM	ADJ.	CONF.	ADJ CONF.
Average RPI Loss:	82	RECORD	PCT. RANK	GAMES	SCHEDULE	OF SCHEDULE	RPI	RPI	RPI	RPI
DIV. I ONLY	5- 4	136	5- 4	218	197	156	156	20	20	
DIV. I NON-CONF.	3- 4	193	3- 4	67	179	104	104	17	17	
TOTALS	RPI 1-25	RPI 26-50	W-L RECORDS	RPI 51-100	RPI 101-150	RPI 150+				
5- 4	0- 1	0- 0	OVERALL	0- 2	1- 0	4- 1				
3- 1	0- 0	0- 0	HOME	0- 1	0- 0	3- 0				
2- 3	0- 1	0- 0	AWAY	0- 1	1- 0	1- 1				
0- 0	0- 0	0- 0	NEUTRAL	0- 0	0- 0	0- 0				
3- 4	0- 1	0- 0	NON-CONFERENCE	0- 2	1- 0	2- 1				
1- 1	0- 0	0- 0	HOME	0- 1	0- 0	1- 0				
2- 3	0- 1	0- 0	AWAY	0- 1	1- 0	1- 1				
0- 0	0- 0	0- 0	NEUTRAL	0- 0	0- 0	0- 0				
2- 0	0- 0	0- 0	CONFERENCE	0- 0	0- 0	2- 0				
2- 0	0- 0	0- 0	HOME	0- 0	0- 0	2- 0				
0- 0	0- 0	0- 0	AWAY	0- 0	0- 0	0- 0				
0- 0	0- 0	0- 0	NEUTRAL	0- 0	0- 0	0- 0				

RPI 1-25				RPI 26-50				RPI 51-100				RPI 101+ Team's RPI: 156			
RPI	S	Opponent	Score	RPI	S	Opponent	Score	RPI	S	Opponent	Score	RPI	S	Opponent	Score
23	A	Pittsburgh	54 70					54	A	Youngstown St.	61 83	125	A	Cleveland St.	76 58
								81	H	St. Bonaventure	60 72	170	A	Buffalo	64 73
												205	H	Detroit	71 49
												283	A	Binghamton	63 52
												301	H	Manhattan	64 36
												347	H	Saint Peter's	73 40
LAST 12 Division I GAMES:															
125	A	Cleveland St.	76 58	81	H	St. Bonaventure	60 72	23	A	Pittsburgh	54 70				
301	H	Manhattan	64 36	54	A	Youngstown St.	61 83								
347	H	Saint Peter's	73 40												
205	H	Detroit	71 49												
283	A	Binghamton	63 52												
170	A	Buffalo	64 73												

Non-Div I Games:

Niagara

■ Loss,
 ■ Non-Conf,
 S Site,
 ■ Home
 ■ Away
 N Neutral

Average RPI Win:	287	WON-LOST	WINNING	LAST 10	STRENGTH OF	OPP. STRENGTH	TEAM	ADJ.	CONF.	ADJ CONF.
Average RPI Loss:	103	RECORD	PCT. RANK	GAMES	SCHEDULE	OF SCHEDULE	RPI	RPI	RPI	RPI
DIV. I ONLY	3- 6	239	3- 6	108	243	185	185	28	28	
DIV. I NON-CONF.	3- 6	238	3- 6	115	241	186	186	28	28	
TOTALS	RPI 1-25	RPI 26-50	W-L RECORDS	RPI 51-100	RPI 101-150	RPI 150+				
3- 6	0- 1	0- 0	OVERALL	0- 3	0- 0	3- 2				
1- 0	0- 0	0- 0	HOME	0- 0	0- 0	1- 0				
0- 4	0- 1	0- 0	AWAY	0- 2	0- 0	0- 1				
2- 2	0- 0	0- 0	NEUTRAL	0- 1	0- 0	2- 1				
3- 6	0- 1	0- 0	NON-CONFERENCE	0- 3	0- 0	3- 2				
1- 0	0- 0	0- 0	HOME	0- 0	0- 0	1- 0				
0- 4	0- 1	0- 0	AWAY	0- 2	0- 0	0- 1				
2- 2	0- 0	0- 0	NEUTRAL	0- 1	0- 0	2- 1				
0- 0	0- 0	0- 0	CONFERENCE	0- 0	0- 0	0- 0				
0- 0	0- 0	0- 0	HOME	0- 0	0- 0	0- 0				
0- 0	0- 0	0- 0	AWAY	0- 0	0- 0	0- 0				
0- 0	0- 0	0- 0	NEUTRAL	0- 0	0- 0	0- 0				

RPI 1-25				RPI 26-50				RPI 51-100				RPI 101+				Team's RPI: 185	
RPI	S	Opponent	Score	RPI	S	Opponent	Score	RPI	S	Opponent	Score	RPI	S	Opponent	Score		
24	A	Tulane	44 77					51	A	Arkansas	52 63	192	A	Louisiana Tech	62 80		
								54	N	Youngstown St.	50 51	220	N	UTSA	57 49		
								70	A	Texas Tech	49 76	228	N	Houston	47 65		
												314	N	Norfolk St.	69 64		
												327	H	South Ala.	66 62		
LAST 12 Division I GAMES:																	
				327	H	South Ala.	66 62					220	N	UTSA	57 49		
				24	A	Tulane	44 77					228	N	Houston	47 65		
				314	N	Norfolk St.	69 64					70	A	Texas Tech	49 76		
				54	N	Youngstown St.	50 51					192	A	Louisiana Tech	62 80		
				51	A	Arkansas	52 63										

Non-Div I Games: Southern-N.O. 87 84

Nicholls St.

■ Loss,
 ■ Non-Conf,
 ■ S Site,
 ■ Home
 ■ A Away
 N Neutral

Average RPI Win:	275	WON-LOST	WINNING	LAST 10	STRENGTH OF	OPP. STRENGTH	TEAM	ADJ.	CONF.	ADJ CONF.
Average RPI Loss:	149	RECORD	PCT. RANK	GAMES	SCHEDULE	OF SCHEDULE	RPI	RPI	RPI	RPI
DIV. I ONLY	2- 7	283	2- 7	299	110	314	314	32	32	
DIV. I NON-CONF.	1- 7	318	1- 7	225	131	303	303	31	31	
TOTALS	RPI 1-25	RPI 26-50	W-L RECORDS	RPI 51-100	RPI 101-150	RPI 150+				
2- 7	0- 0	0- 0	OVERALL	0- 2	0- 1	2- 4				
1- 3	0- 0	0- 0	HOME	0- 1	0- 1	1- 1				
1- 3	0- 0	0- 0	AWAY	0- 1	0- 0	1- 2				
0- 1	0- 0	0- 0	NEUTRAL	0- 0	0- 0	0- 1				
1- 7	0- 0	0- 0	NON-CONFERENCE	0- 2	0- 1	1- 4				
0- 3	0- 0	0- 0	HOME	0- 1	0- 1	0- 1				
1- 3	0- 0	0- 0	AWAY	0- 1	0- 0	1- 2				
0- 1	0- 0	0- 0	NEUTRAL	0- 0	0- 0	0- 1				
1- 0	0- 0	0- 0	CONFERENCE	0- 0	0- 0	1- 0				
1- 0	0- 0	0- 0	HOME	0- 0	0- 0	1- 0				
0- 0	0- 0	0- 0	AWAY	0- 0	0- 0	0- 0				
0- 0	0- 0	0- 0	NEUTRAL	0- 0	0- 0	0- 0				

RPI 1-25				RPI 26-50				RPI 51-100				RPI 101+				Team's RPI: 314	
RPI	S	Opponent	Score	RPI	S	Opponent	Score	RPI	S	Opponent	Score	RPI	S	Opponent	Score		
								82	A	East Carolina	36	65	111	H	Hofstra	47	64
								97	H	Marshall	71	73	155	H	Morehead St.	66	83
													180	A	Virginia Tech	49	60
													185	N	Nicholls St.	64	69
													231	A	Radford	65	74
													248	A	Tennessee St.	65	58
													302	H	Morgan St.	68	63
LAST 12 Division I GAMES:																	
				82	A	East Carolina	36	65	97	H	Marshall	71	73				
				180	A	Virginia Tech	49	60	302	H	Morgan St.	68	63				
				155	H	Morehead St.	66	83	185	N	Nicholls St.	64	69				
									248	A	Tennessee St.	65	58				
									111	H	Hofstra	47	64				
									231	A	Radford	65	74				

Non-Div I Games:

Norfolk St.

North Carolina

Through Games Of Dec. 21, 2014

Average RPI Win:	135	WON-LOST	WINNING	LAST 10	STRENGTH OF	OPP. STRENGTH	TEAM	ADJ.	CONF.	ADJ CONF.
Average RPI Loss:	33	RECORD	PCT. RANK	GAMES	SCHEDULE	OF SCHEDULE	RPI	RPI	RPI	RPI
DIV. I ONLY	11- 1	8	9- 1	28	91	10	10	2	2	
DIV. I NON-CONF.	11- 1	8	11- 1	30	91	10	10	2	2	
TOTALS	RPI 1-25	RPI 26-50	W-L RECORDS	RPI 51-100	RPI 101-150	RPI 150+				
11- 1	0- 0	1- 1	OVERALL	3- 0	3- 0	4- 0				
4- 1	0- 0	0- 1	HOME	1- 0	2- 0	1- 0				
3- 0	0- 0	0- 0	AWAY	1- 0	0- 0	2- 0				
4- 0	0- 0	1- 0	NEUTRAL	1- 0	1- 0	1- 0				
11- 1	0- 0	1- 1	NON-CONFERENCE	3- 0	3- 0	4- 0				
4- 1	0- 0	0- 1	HOME	1- 0	2- 0	1- 0				
3- 0	0- 0	0- 0	AWAY	1- 0	0- 0	2- 0				
4- 0	0- 0	1- 0	NEUTRAL	1- 0	1- 0	1- 0				
0- 0	0- 0	0- 0	CONFERENCE	0- 0	0- 0	0- 0				
0- 0	0- 0	0- 0	HOME	0- 0	0- 0	0- 0				
0- 0	0- 0	0- 0	AWAY	0- 0	0- 0	0- 0				
0- 0	0- 0	0- 0	NEUTRAL	0- 0	0- 0	0- 0				

RPI	S	Opponent	Score	RPI	S	Opponent	Score	RPI	S	Opponent	Score	RPI	S	Opponent	Score
29	N	Stanford	70 54	78	A	Rutgers	96 93	103	N	Maine	65 36	115	H	Oklahoma St.	79 77
33	H	Oregon St.	55 70	84	H	UCLA	84 68	118	H	Appalachian St.	84 52	157	A	Hawaii	74 65
				95	N	Elon	85 67	193	A	Oregon	76 59	202	N	Prairie View	81 45
								312	H	Howard	83 49				
LAST 12 Division I GAMES:															
95	N	Elon	85 67	78	A	Rutgers	96 93	157	A	Hawaii	74 65	29	N	Stanford	70 54
103	N	Maine	65 36	193	A	Oregon	76 59	115	H	Oklahoma St.	79 77				
33	H	Oregon St.	55 70	202	N	Prairie View	81 45								
118	H	Appalachian St.	84 52												
84	H	UCLA	84 68												
312	H	Howard	83 49												

Non-Div I Games:

North Carolina

■ Loss,
 ■ Non-Conf, S Site,
 ■ Home
 ■ Away
 N Neutral

Average RPI Win:	193	WON-LOST	WINNING	LAST 10	STRENGTH OF	OPP. STRENGTH	TEAM	ADJ.	CONF.	ADJ CONF.
Average RPI Loss:	27	RECORD	PCT. RANK	GAMES	SCHEDULE	OF SCHEDULE	RPI	RPI	RPI	RPI
DIV. I ONLY	9- 3	59	7- 3	116	77	68	68	2	2	
DIV. I NON-CONF.	9- 3	60	9- 3	124	78	69	69	2	2	
TOTALS	RPI 1-25	RPI 26-50	W-L RECORDS	RPI 51-100	RPI 101-150	RPI 150+				
9- 3	0- 2	0- 1	OVERALL	2- 0	2- 0	5- 0				
7- 1	0- 0	0- 1	HOME	1- 0	2- 0	4- 0				
1- 1	0- 0	0- 0	AWAY	0- 0	0- 0	1- 0				
1- 1	0- 1	0- 0	NEUTRAL	1- 0	0- 0	0- 0				
9- 3	0- 2	0- 1	NON-CONFERENCE	2- 0	2- 0	5- 0				
7- 1	0- 0	0- 1	HOME	1- 0	2- 0	4- 0				
1- 1	0- 1	0- 0	AWAY	0- 0	0- 0	1- 0				
1- 1	0- 1	0- 0	NEUTRAL	1- 0	0- 0	0- 0				
0- 0	0- 0	0- 0	CONFERENCE	0- 0	0- 0	0- 0				
0- 0	0- 0	0- 0	HOME	0- 0	0- 0	0- 0				
0- 0	0- 0	0- 0	AWAY	0- 0	0- 0	0- 0				
0- 0	0- 0	0- 0	NEUTRAL	0- 0	0- 0	0- 0				

RPI 1-25				RPI 26-50				RPI 51-100				RPI 101+			
RPI	S	Opponent	Score	RPI	S	Opponent	Score	RPI	S	Opponent	Score	RPI	S	Opponent	Score
19	N	George Washington	66 74	38	H	Minnesota	55 60	70	N	Texas Tech	75 42	108	H	Liberty	67 64
24	A	Tulane	51 60					95	H	Elon	84 51	150	H	High Point	66 62
												208	A	Charlotte	70 63
												222	H	Davidson	82 66
												248	H	Tennessee St.	84 55
												296	H	Coppin St.	81 61
												340	H	Mt. St. Mary's	85 60
LAST 12 Division I GAMES:															
222	H	Davidson	82 66	38	H	Minnesota	55 60	70	N	Texas Tech	75 42	19	N	George Washington	66 74
108	H	Liberty	67 64					24	A	Tulane	51 60	150	H	High Point	66 62
340	H	Mt. St. Mary's	85 60					208	A	Charlotte	70 63				
95	H	Elon	84 51												
296	H	Coppin St.	81 61												
248	H	Tennessee St.	84 55												

Non-Div I Games:

North Carolina St.

North Dakota

Through Games Of Dec. 21, 2014

Average RPI Win:	281	WON-LOST	WINNING	LAST 10	STRENGTH OF	OPP. STRENGTH	TEAM	ADJ.	CONF.	ADJ CONF.
Average RPI Loss:	68	RECORD	PCT. RANK	GAMES	SCHEDULE	OF SCHEDULE	RPI	RPI	RPI	RPI
DIV. I ONLY	6- 4	116	5- 3	145	287	98	98	21	21	
DIV. I NON-CONF.	6- 4	116	6- 4	152	286	100	100	21	21	
TOTALS	RPI 1-25	RPI 26-50	W-L RECORDS	RPI 51-100	RPI 101-150	RPI 150+				
6- 4	0- 0	0- 1	OVERALL	0- 2	0- 1	6- 0				
1- 1	0- 0	0- 1	HOME	0- 0	0- 0	1- 0				
4- 3	0- 0	0- 0	AWAY	0- 2	0- 1	4- 0				
1- 0	0- 0	0- 0	NEUTRAL	0- 0	0- 0	1- 0				
6- 4	0- 0	0- 1	NON-CONFERENCE	0- 2	0- 1	6- 0				
1- 1	0- 0	0- 1	HOME	0- 0	0- 0	1- 0				
4- 3	0- 0	0- 0	AWAY	0- 2	0- 1	4- 0				
1- 0	0- 0	0- 0	NEUTRAL	0- 0	0- 0	1- 0				
0- 0	0- 0	0- 0	CONFERENCE	0- 0	0- 0	0- 0				
0- 0	0- 0	0- 0	HOME	0- 0	0- 0	0- 0				
0- 0	0- 0	0- 0	AWAY	0- 0	0- 0	0- 0				
0- 0	0- 0	0- 0	NEUTRAL	0- 0	0- 0	0- 0				

RPI 1-25				RPI 26-50				RPI 51-100				Team's RPI: 98		RPI 101+			
RPI	S	Opponent	Score	RPI	S	Opponent	Score	RPI	S	Opponent	Score			RPI	S	Opponent	Score
				38	H	Minnesota	55 68	62	A	South Dakota	81 86			106	A	Clemson	67 72
								65	A	Colorado	59 68			230	A	Western Ill.	85 77
														249	A	Towson	54 52
														262	H	Milwaukee	83 76
														307	A	North Dakota St.	90 87
														317	N	St. Francis Brooklyn	70 63
														320	A	Omaha	72 52
LAST 12 Division I GAMES:																	
				62	A	South Dakota	81 86	230	A	Western Ill.	85 77						
				106	A	Clemson	67 72	320	A	Omaha	72 52						
				38	H	Minnesota	55 68	249	A	Towson	54 52						
				307	A	North Dakota St.	90 87	317	N	St. Francis Brooklyn	70 63						
								262	H	Milwaukee	83 76						
								65	A	Colorado	59 68						

Non-Div I Games: Dickinson St. 88 40 Mayville St. 98 54

North Dakota

Loss, Non-Conf, S Site, H Home A Away N Neutral

Average RPI Win:	267	WON-LOST	WINNING	LAST 10	STRENGTH OF	OPP. STRENGTH	TEAM	ADJ.	CONF.	ADJ CONF.
Average RPI Loss:	185	RECORD	PCT. RANK	GAMES	SCHEDULE	OF SCHEDULE	RPI	RPI	RPI	RPI
DIV. I ONLY	3- 8	269	2- 7	296	252	307	307	25	25	
DIV. I NON-CONF.	3- 8	268	3- 8	299	253	310	310	25	25	
TOTALS	RPI 1-25	RPI 26-50	W-L RECORDS	RPI 51-100	RPI 101-150	RPI 150+				
3- 8	0- 0	0- 1	OVERALL	0- 2	0- 1	3- 4				
1- 2	0- 0	0- 0	HOME	0- 1	0- 0	1- 1				
0- 6	0- 0	0- 1	AWAY	0- 1	0- 1	0- 3				
2- 0	0- 0	0- 0	NEUTRAL	0- 0	0- 0	2- 0				
3- 8	0- 0	0- 1	NON-CONFERENCE	0- 2	0- 1	3- 4				
1- 2	0- 0	0- 0	HOME	0- 1	0- 0	1- 1				
0- 6	0- 0	0- 1	AWAY	0- 1	0- 1	0- 3				
2- 0	0- 0	0- 0	NEUTRAL	0- 0	0- 0	2- 0				
0- 0	0- 0	0- 0	CONFERENCE	0- 0	0- 0	0- 0				
0- 0	0- 0	0- 0	HOME	0- 0	0- 0	0- 0				
0- 0	0- 0	0- 0	AWAY	0- 0	0- 0	0- 0				
0- 0	0- 0	0- 0	NEUTRAL	0- 0	0- 0	0- 0				

RPI 1-25				RPI 26-50				RPI 51-100				RPI 101+				Team's RPI: 307	
RPI	S	Opponent	Score	RPI	S	Opponent	Score	RPI	S	Opponent	Score	RPI	S	Opponent	Score		
				35	A	Mississippi St.	58 109	98	H	North Dakota	87 90	110	A	UNI	41 56		
								99	A	Western Mich.	59 74	234	A	Cal St. Fullerton	79 86		
												240	N	NJIT	60 48		
												262	H	Milwaukee	73 77		
												268	N	Northeastern	79 72		
												292	H	Kent St.	74 68		
												311	A	New Mexico St.	59 79		
												331	A	Grand Canyon	54 69		
LAST 12 Division I GAMES:																	
				331	A	Grand Canyon	54 69	240	N	NJIT	60 48						
				234	A	Cal St. Fullerton	79 86	268	N	Northeastern	79 72						
				311	A	New Mexico St.	59 79	99	A	Western Mich.	59 74						
				110	A	UNI	41 56	262	H	Milwaukee	73 77						
				98	H	North Dakota	87 90	292	H	Kent St.	74 68						
				35	A	Mississippi St.	58 109										

Non-Div I Games: Mayville St. 83 66

North Dakota St.

North Florida

Through Games Of Dec. 21, 2014

Average RPI Win:	270	WON-LOST	WINNING	LAST 10	STRENGTH OF	OPP. STRENGTH	TEAM	ADJ.	CONF.	ADJ CONF.
Average RPI Loss:	163	RECORD	PCT. RANK	GAMES	SCHEDULE	OF SCHEDULE	RPI	RPI	RPI	RPI
DIV. I ONLY	5- 5	155	5- 4	197	272	165	165	13	13	
DIV. I NON-CONF.	5- 5	152	5- 5	200	271	164	164	13	13	
TOTALS	RPI 1-25	RPI 26-50	W-L RECORDS	RPI 51-100	RPI 101-150	RPI 150+				
5- 5	0- 0	0- 1	OVERALL	0- 0	0- 1	5- 3				
2- 1	0- 0	0- 0	HOME	0- 0	0- 0	2- 1				
2- 4	0- 0	0- 1	AWAY	0- 0	0- 1	2- 2				
1- 0	0- 0	0- 0	NEUTRAL	0- 0	0- 0	1- 0				
5- 5	0- 0	0- 1	NON-CONFERENCE	0- 0	0- 1	5- 3				
2- 1	0- 0	0- 0	HOME	0- 0	0- 0	2- 1				
2- 4	0- 0	0- 1	AWAY	0- 0	0- 1	2- 2				
1- 0	0- 0	0- 0	NEUTRAL	0- 0	0- 0	1- 0				
0- 0	0- 0	0- 0	CONFERENCE	0- 0	0- 0	0- 0				
0- 0	0- 0	0- 0	HOME	0- 0	0- 0	0- 0				
0- 0	0- 0	0- 0	AWAY	0- 0	0- 0	0- 0				
0- 0	0- 0	0- 0	NEUTRAL	0- 0	0- 0	0- 0				

RPI S	Opponent	Score	RPI S	Opponent	Score	RPI S	Opponent	Score	RPI S	Opponent	Score	Team's RPI: 165
34	A Florida St.	58 79							124	A Miami (FL)	53 81	
									177	N Eastern Ky.	62 45	
									207	A Samford	47 81	
									213	H Georgia St.	59 72	
									235	A UCF	56 60	
									248	A Tennessee St.	54 53	
									271	H Western Caro.	62 45	
									316	A UNCW	55 41	
									336	H Wofford	68 60	
LAST 12 Division I GAMES:												
336	H Wofford	68 60	271	H Western Caro.	62 45							
34	A Florida St.	58 79	207	A Samford	47 81							
248	A Tennessee St.	54 53	124	A Miami (FL)	53 81							
235	A UCF	56 60	213	H Georgia St.	59 72							
177	N Eastern Ky.	62 45										
316	A UNCW	55 41										

Non-Div I Games: Thomas (GA) 54 39 Edward Waters 62 57

North Florida

Loss, Non-Conf, S Site, H Home A Away N Neutral

North Texas

Through Games Of Dec. 21, 2014

Average RPI Win:	346	WON-LOST	WINNING	LAST 10	STRENGTH OF	OPP. STRENGTH	TEAM	ADJ.	CONF.	ADJ CONF.
Average RPI Loss:	181	RECORD	PCT. RANK	GAMES	SCHEDULE	OF SCHEDULE	RPI	RPI	RPI	RPI
DIV. I ONLY	1- 8	326	1- 8	300	270	337	337	18	18	
DIV. I NON-CONF.	1- 8	326	1- 8	302	268	337	337	19	19	
TOTALS	RPI 1-25	RPI 26-50	W-L RECORDS	RPI 51-100	RPI 101-150	RPI 150+				
1- 8	0- 0	0- 0	OVERALL	0- 1	0- 1	1- 6				
0- 6	0- 0	0- 0	HOME	0- 1	0- 0	0- 5				
1- 2	0- 0	0- 0	AWAY	0- 0	0- 1	1- 1				
0- 0	0- 0	0- 0	NEUTRAL	0- 0	0- 0	0- 0				
1- 8	0- 0	0- 0	NON-CONFERENCE	0- 1	0- 1	1- 6				
0- 6	0- 0	0- 0	HOME	0- 1	0- 0	0- 5				
1- 2	0- 0	0- 0	AWAY	0- 0	0- 1	1- 1				
0- 0	0- 0	0- 0	NEUTRAL	0- 0	0- 0	0- 0				
0- 0	0- 0	0- 0	CONFERENCE	0- 0	0- 0	0- 0				
0- 0	0- 0	0- 0	HOME	0- 0	0- 0	0- 0				
0- 0	0- 0	0- 0	AWAY	0- 0	0- 0	0- 0				
0- 0	0- 0	0- 0	NEUTRAL	0- 0	0- 0	0- 0				

RPI 1-25				RPI 26-50				RPI 51-100				RPI 101+ Team's RPI: 337					
RPI	S	Opponent	Score	RPI	S	Opponent	Score	RPI	S	Opponent	Score	RPI	S	Opponent	Score		
								83	H	Oklahoma	39	68	101	A	San Francisco	42	60
													168	H	Northern Colo.	48	53
													186	H	Massachusetts	46	56
													188	A	SMU	55	62
													190	H	Texas-Arlington	38	46
													228	H	Houston	42	46
													306	H	Eastern Ill.	57	59
													346	A	UMKC	65	47
LAST 12 Division I GAMES:																	
				83	H	Oklahoma	39	68					190	H	Texas-Arlington	38	46
				188	A	SMU	55	62					101	A	San Francisco	42	60
				306	H	Eastern Ill.	57	59					346	A	UMKC	65	47
				186	H	Massachusetts	46	56									
				168	H	Northern Colo.	48	53									
				228	H	Houston	42	46									

Non-Div I Games:

North Texas

 Loss,
 Non-Conf,
 S Site,
 H Home
 A Away
N Neutral

Northeastern

Through Games Of Dec. 21, 2014

Average RPI Win:	202	WON-LOST	WINNING	LAST 10	STRENGTH OF	OPP. STRENGTH	TEAM	ADJ.	CONF.	ADJ CONF.
Average RPI Loss:	169	RECORD	PCT. RANK	GAMES	SCHEDULE	OF SCHEDULE	RPI	RPI	RPI	RPI
DIV. I ONLY	2- 5	267	0- 1	179	259	268	268	11	11	
DIV. I NON-CONF.	2- 5	265	0- 1	182	259	270	270	11	11	
TOTALS	RPI 1-25	RPI 26-50	W-L RECORDS	RPI 51-100	RPI 101-150	RPI 150+				
2- 5	0- 0	0- 0	OVERALL	0- 1	1- 2	1- 2				
2- 0	0- 0	0- 0	HOME	0- 0	1- 0	1- 0				
0- 4	0- 0	0- 0	AWAY	0- 1	0- 2	0- 1				
0- 1	0- 0	0- 0	NEUTRAL	0- 0	0- 0	0- 1				
2- 5	0- 0	0- 0	NON-CONFERENCE	0- 1	1- 2	1- 2				
2- 0	0- 0	0- 0	HOME	0- 0	1- 0	1- 0				
0- 4	0- 0	0- 0	AWAY	0- 1	0- 2	0- 1				
0- 1	0- 0	0- 0	NEUTRAL	0- 0	0- 0	0- 1				
0- 0	0- 0	0- 0	CONFERENCE	0- 0	0- 0	0- 0				
0- 0	0- 0	0- 0	HOME	0- 0	0- 0	0- 0				
0- 0	0- 0	0- 0	AWAY	0- 0	0- 0	0- 0				
0- 0	0- 0	0- 0	NEUTRAL	0- 0	0- 0	0- 0				

RPI 1-25			RPI 26-50			RPI 51-100			RPI 101+			Team's RPI: 268
RPI	S	Opponent	Score	RPI	S	Opponent	Score	RPI	S	Opponent	Score	
						78 A Rutgers	60 74			103 A Maine	51 60	
										130 A Harvard	65 67	
										131 H Marist	58 51	
										229 A Fla. Atlantic	74 81	
										273 H Boston U.	75 74	
										307 N North Dakota St.	72 79	
LAST 12 Division I GAMES:												
						273 H Boston U.	75 74			229 A Fla. Atlantic	74 81	
										130 A Harvard	65 67	
										103 A Maine	51 60	
										307 N North Dakota St.	72 79	
										131 H Marist	58 51	
										78 A Rutgers	60 74	

Non-Div I Games:

Northeastern

■ Loss,
 ■ Non-Conf, S Site,
 ■ H Home
 ■ A Away
 N Neutral

Average RPI Win:	308	WON-LOST	WINNING	LAST 10	STRENGTH OF	OPP. STRENGTH	TEAM	ADJ.	CONF.	ADJ CONF.
Average RPI Loss:	185	RECORD	PCT. RANK	GAMES	SCHEDULE	OF SCHEDULE	RPI	RPI	RPI	RPI
DIV. I ONLY	3- 6	239	2- 6	328	241	330	330	21	21	
DIV. I NON-CONF.	3- 6	238	3- 6	330	239	329	329	21	21	
TOTALS	RPI 1-25	RPI 26-50	W-L RECORDS	RPI 51-100	RPI 101-150	RPI 150+				
3- 6	0- 0	0- 0	OVERALL	0- 1	0- 1	3- 4				
3- 2	0- 0	0- 0	HOME	0- 1	0- 1	3- 0				
0- 4	0- 0	0- 0	AWAY	0- 0	0- 0	0- 4				
0- 0	0- 0	0- 0	NEUTRAL	0- 0	0- 0	0- 0				
3- 6	0- 0	0- 0	NON-CONFERENCE	0- 1	0- 1	3- 4				
3- 2	0- 0	0- 0	HOME	0- 1	0- 1	3- 0				
0- 4	0- 0	0- 0	AWAY	0- 0	0- 0	0- 4				
0- 0	0- 0	0- 0	NEUTRAL	0- 0	0- 0	0- 0				
0- 0	0- 0	0- 0	CONFERENCE	0- 0	0- 0	0- 0				
0- 0	0- 0	0- 0	HOME	0- 0	0- 0	0- 0				
0- 0	0- 0	0- 0	AWAY	0- 0	0- 0	0- 0				
0- 0	0- 0	0- 0	NEUTRAL	0- 0	0- 0	0- 0				

RPI 1-25			RPI 26-50			RPI 51-100			RPI 101+			Team's RPI: 330
RPI	S	Opponent	Score	RPI	S	Opponent	Score	RPI	S	Opponent	Score	
						66 H CSUN	71 77	121 H		Pepperdine	63 66	
								190 A		Texas-Arlington	62 80	
								193 A		Oregon	47 59	
								232 A		New Mexico	37 56	
								277 H		UC Irvine	66 35	
								305 H		Loyola Marymount	82 64	
								309 A		UTEP	58 82	
								342 H		UC Santa Barbara	67 49	
LAST 12 Division I GAMES:												
232 A		New Mexico	37 56	190 A		Texas-Arlington	62 80					
66 H		CSUN	71 77	342 H		UC Santa Barbara	67 49					
121 H		Pepperdine	63 66	309 A		UTEP	58 82					
193 A		Oregon	47 59	277 H		UC Irvine	66 35					
305 H		Loyola Marymount	82 64									

Non-Div I Games: Western N.M. 54 58 Fort Lewis 61 43

Northern Ariz.

Loss, Non-Conf, S Site, H Home A Away N Neutral

Average RPI Win:	304	WON-LOST	WINNING	LAST 10	STRENGTH OF	OPP. STRENGTH	TEAM	ADJ.	CONF.	ADJ CONF.
Average RPI Loss:	77	RECORD	PCT. RANK	GAMES	SCHEDULE	OF SCHEDULE	RPI	RPI	RPI	RPI
DIV. I ONLY	5- 5	155	4- 5	246	158	168	168	21	21	
DIV. I NON-CONF.	5- 5	152	5- 5	249	160	168	168	21	21	
TOTALS	RPI 1-25	RPI 26-50	W-L RECORDS	RPI 51-100	RPI 101-150	RPI 150+				
5- 5	0- 1	0- 2	OVERALL	0- 1	0- 0	5- 1				
2- 1	0- 0	0- 0	HOME	0- 1	0- 0	2- 0				
3- 4	0- 1	0- 2	AWAY	0- 0	0- 0	3- 1				
0- 0	0- 0	0- 0	NEUTRAL	0- 0	0- 0	0- 0				
5- 5	0- 1	0- 2	NON-CONFERENCE	0- 1	0- 0	5- 1				
2- 1	0- 0	0- 0	HOME	0- 1	0- 0	2- 0				
3- 4	0- 1	0- 2	AWAY	0- 0	0- 0	3- 1				
0- 0	0- 0	0- 0	NEUTRAL	0- 0	0- 0	0- 0				
0- 0	0- 0	0- 0	CONFERENCE	0- 0	0- 0	0- 0				
0- 0	0- 0	0- 0	HOME	0- 0	0- 0	0- 0				
0- 0	0- 0	0- 0	AWAY	0- 0	0- 0	0- 0				
0- 0	0- 0	0- 0	NEUTRAL	0- 0	0- 0	0- 0				

RPI 1-25				RPI 26-50				RPI 51-100				RPI 101+ Team's RPI: 168			
RPI	S	Opponent	Score	RPI	S	Opponent	Score	RPI	S	Opponent	Score	RPI	S	Opponent	Score
9	A	Nebraska	56 63	39	A	FGCU	56 69	56	H	South Dakota St.	48 71	188	A	SMU	57 44
				42	A	South Fla.	43 84					237	A	Utah St.	61 65
												320	A	Omaha	67 58
												331	H	Grand Canyon	66 47
												337	A	North Texas	53 48
												345	H	Air Force	76 35
LAST 12 Division I GAMES:															
237	A	Utah St.	61 65	39	A	FGCU	56 69								
331	H	Grand Canyon	66 47	42	A	South Fla.	43 84								
56	H	South Dakota St.	48 71	337	A	North Texas	53 48								
345	H	Air Force	76 35	188	A	SMU	57 44								
9	A	Nebraska	56 63												
320	A	Omaha	67 58												

Non-Div I Games: Western St. 85 37

Northern Colo.

■ Loss,
 ■ Non-Conf, S Site,
 ■ Home
 ■ Away
 N Neutral

Average RPI Win:	313	WON-LOST	WINNING	LAST 10	STRENGTH OF	OPP. STRENGTH	TEAM	ADJ.	CONF.	ADJ CONF.
Average RPI Loss:	158	RECORD	PCT. RANK	GAMES	SCHEDULE	OF SCHEDULE	RPI	RPI	RPI	RPI
DIV. I ONLY	3- 6	239	3- 6	329	216	321	321	14	14	
DIV. I NON-CONF.	3- 6	238	3- 6	331	217	321	321	14	14	
TOTALS	RPI 1-25	RPI 26-50	W-L RECORDS	RPI 51-100	RPI 101-150	RPI 150+				
3- 6	0- 0	0- 0	OVERALL	0- 2	0- 2	3- 2				
2- 1	0- 0	0- 0	HOME	0- 0	0- 0	2- 1				
0- 4	0- 0	0- 0	AWAY	0- 1	0- 2	0- 1				
1- 1	0- 0	0- 0	NEUTRAL	0- 1	0- 0	1- 0				
3- 6	0- 0	0- 0	NON-CONFERENCE	0- 2	0- 2	3- 2				
2- 1	0- 0	0- 0	HOME	0- 0	0- 0	2- 1				
0- 4	0- 0	0- 0	AWAY	0- 1	0- 2	0- 1				
1- 1	0- 0	0- 0	NEUTRAL	0- 1	0- 0	1- 0				
0- 0	0- 0	0- 0	CONFERENCE	0- 0	0- 0	0- 0				
0- 0	0- 0	0- 0	HOME	0- 0	0- 0	0- 0				
0- 0	0- 0	0- 0	AWAY	0- 0	0- 0	0- 0				
0- 0	0- 0	0- 0	NEUTRAL	0- 0	0- 0	0- 0				

RPI 1-25			RPI 26-50			RPI 51-100			RPI 101+			Team's RPI: 321
RPI	S	Opponent	Score	RPI	S	Opponent	Score	RPI	S	Opponent	Score	
						56 N South Dakota St.	42 55	110 A UNI			42 51	
						100 A Missouri	44 47	136 A Ill.-Chicago			47 61	
								239 H Valparaiso			50 65	
								276 H SIUE			69 47	
								306 A Eastern Ill.			46 55	
								315 H Illinois St.			55 51	
								348 N Delaware St.			79 59	
LAST 12 Division I GAMES:												
						56 N South Dakota St.	42 55	110 A UNI			42 51	
						306 A Eastern Ill.	46 55	276 H SIUE			69 47	
						239 H Valparaiso	50 65	100 A Missouri			44 47	
						136 A Ill.-Chicago	47 61	348 N Delaware St.			79 59	
						315 H Illinois St.	55 51					

Non-Div I Games:

Northern Ill.

Average RPI Win:	269	WON-LOST	WINNING	LAST 10	STRENGTH OF	OPP. STRENGTH	TEAM	ADJ.	CONF.	ADJ CONF.
Average RPI Loss:	123	RECORD	PCT. RANK	GAMES	SCHEDULE	OF SCHEDULE	RPI	RPI	RPI	RPI
DIV. I ONLY	7- 5	130	6- 4	308	194	200	200	13	13	
DIV. I NON-CONF.	7- 5	132	7- 5	311	194	203	203	13	13	
TOTALS	RPI 1-25	RPI 26-50	W-L RECORDS	RPI 51-100	RPI 101-150	RPI 150+				
7- 5	0- 1	0- 0	OVERALL	0- 1	1- 1	6- 2				
1- 2	0- 0	0- 0	HOME	0- 0	0- 1	1- 1				
2- 3	0- 1	0- 0	AWAY	0- 1	0- 0	2- 1				
4- 0	0- 0	0- 0	NEUTRAL	0- 0	1- 0	3- 0				
7- 5	0- 1	0- 0	NON-CONFERENCE	0- 1	1- 1	6- 2				
1- 2	0- 0	0- 0	HOME	0- 0	0- 1	1- 1				
2- 3	0- 1	0- 0	AWAY	0- 1	0- 0	2- 1				
4- 0	0- 0	0- 0	NEUTRAL	0- 0	1- 0	3- 0				
0- 0	0- 0	0- 0	CONFERENCE	0- 0	0- 0	0- 0				
0- 0	0- 0	0- 0	HOME	0- 0	0- 0	0- 0				
0- 0	0- 0	0- 0	AWAY	0- 0	0- 0	0- 0				
0- 0	0- 0	0- 0	NEUTRAL	0- 0	0- 0	0- 0				

RPI 1-25				RPI 26-50				RPI 51-100				RPI 101+ Team's RPI: 200			
RPI	S	Opponent	Score	RPI	S	Opponent	Score	RPI	S	Opponent	Score	RPI	S	Opponent	Score
3	A	Kentucky	64 82					74	A	Akron	49 82	105	H	Ohio	38 77
												147	N	Delaware	63 58
												183	A	Marquette	77 68
												204	A	IPFW	59 65
												227	H	Loyola Chicago	38 45
												254	N	UNC Greensboro	66 58
												303	H	Cincinnati	66 52
												315	A	Illinois St.	59 48
												331	N	Grand Canyon	52 45
												348	N	Delaware St.	76 55
LAST 12 Division I GAMES:															
147	N	Delaware	63 58	303	H	Cincinnati	66 52								
105	H	Ohio	38 77	183	A	Marquette	77 68								
227	H	Loyola Chicago	38 45	204	A	IPFW	59 65								
315	A	Illinois St.	59 48	3	A	Kentucky	64 82								
74	A	Akron	49 82	254	N	UNC Greensboro	66 58								
348	N	Delaware St.	76 55	331	N	Grand Canyon	52 45								

Non-Div I Games:

Northern Ky.

■ Loss,
 ■ Non-Conf,
 ■ S Site,
 ■ H Home
 ■ A Away
 N Neutral

Northwestern

Through Games Of Dec. 21, 2014

Average RPI Win:	196	WON-LOST	WINNING	LAST 10	STRENGTH OF	OPP. STRENGTH	TEAM	ADJ.	CONF.	ADJ CONF.
Average RPI Loss:	4	RECORD	PCT. RANK	GAMES	SCHEDULE	OF SCHEDULE	RPI	RPI	RPI	RPI
DIV. I ONLY	10- 1	15	9- 1	204	65	43	43	1	1	
DIV. I NON-CONF.	10- 1	14	10- 1	206	66	44	44	1	1	
TOTALS	RPI 1-25	RPI 26-50	W-L RECORDS	RPI 51-100	RPI 101-150	RPI 150+				
10- 1	0- 1	0- 0	OVERALL	2- 0	2- 0	6- 0				
5- 0	0- 0	0- 0	HOME	2- 0	1- 0	2- 0				
4- 1	0- 1	0- 0	AWAY	0- 0	1- 0	3- 0				
1- 0	0- 0	0- 0	NEUTRAL	0- 0	0- 0	1- 0				
10- 1	0- 1	0- 0	NON-CONFERENCE	2- 0	2- 0	6- 0				
5- 0	0- 0	0- 0	HOME	2- 0	1- 0	2- 0				
4- 1	0- 1	0- 0	AWAY	0- 0	1- 0	3- 0				
1- 0	0- 0	0- 0	NEUTRAL	0- 0	0- 0	1- 0				
0- 0	0- 0	0- 0	CONFERENCE	0- 0	0- 0	0- 0				
0- 0	0- 0	0- 0	HOME	0- 0	0- 0	0- 0				
0- 0	0- 0	0- 0	AWAY	0- 0	0- 0	0- 0				
0- 0	0- 0	0- 0	NEUTRAL	0- 0	0- 0	0- 0				

RPI 1-25				RPI 26-50		Team's RPI: 43		RPI 51-100				RPI 101+			
RPI	S	Opponent	Score	RPI	S	Opponent	Score	RPI	S	Opponent	Score	RPI	S	Opponent	Score
4	A	Arizona St.	75 88					55	H	Gonzaga	62 43	107	A	DePaul	97 91
								58	H	Hampton	62 36	136	H	Ill.-Chicago	61 40
												180	A	Virginia Tech	70 45
												227	H	Loyola Chicago	70 33
												270	A	UNLV	88 84
												292	H	Kent St.	72 54
												306	N	Eastern Ill.	92 44
												333	A	Chicago St.	102 48
LAST 12 Division I GAMES:															
4	A	Arizona St.	75 88	306	N	Eastern Ill.	92 44								
136	H	Ill.-Chicago	61 40	270	A	UNLV	88 84								
292	H	Kent St.	72 54	55	H	Gonzaga	62 43								
58	H	Hampton	62 36	227	H	Loyola Chicago	70 33								
333	A	Chicago St.	102 48	180	A	Virginia Tech	70 45								
				107	A	DePaul	97 91								

Non-Div I Games:

Northwestern

■ Loss,
 ■ Non-Conf, S Site,
 ■ Home
 ■ Away
 N Neutral

Average RPI Win:	192	WON-LOST	WINNING	LAST 10	STRENGTH OF	OPP. STRENGTH	TEAM	ADJ.	CONF.	ADJ CONF.
Average RPI Loss:	118	RECORD	PCT. RANK	GAMES	SCHEDULE	OF SCHEDULE	RPI	RPI	RPI	RPI
DIV. I ONLY	1- 5	310	1- 5	89	160	247	247	28	28	
DIV. I NON-CONF.	1- 5	306	1- 5	95	162	248	248	28	28	
TOTALS	RPI 1-25	RPI 26-50	W-L RECORDS	RPI 51-100	RPI 101-150	RPI 150+				
1- 5	0- 1	0- 1	OVERALL	0- 1	0- 0	1- 2				
1- 0	0- 0	0- 0	HOME	0- 0	0- 0	1- 0				
0- 5	0- 1	0- 1	AWAY	0- 1	0- 0	0- 2				
0- 0	0- 0	0- 0	NEUTRAL	0- 0	0- 0	0- 0				
1- 5	0- 1	0- 1	NON-CONFERENCE	0- 1	0- 0	1- 2				
1- 0	0- 0	0- 0	HOME	0- 0	0- 0	1- 0				
0- 5	0- 1	0- 1	AWAY	0- 1	0- 0	0- 2				
0- 0	0- 0	0- 0	NEUTRAL	0- 0	0- 0	0- 0				
0- 0	0- 0	0- 0	CONFERENCE	0- 0	0- 0	0- 0				
0- 0	0- 0	0- 0	HOME	0- 0	0- 0	0- 0				
0- 0	0- 0	0- 0	AWAY	0- 0	0- 0	0- 0				
0- 0	0- 0	0- 0	NEUTRAL	0- 0	0- 0	0- 0				

RPI 1-25				RPI 26-50				RPI 51-100				RPI 101+ Team's RPI: 247			
RPI	S	Opponent	Score	RPI	S	Opponent	Score	RPI	S	Opponent	Score	RPI	S	Opponent	Score
20	A	Texas	34 74	36	A	Texas A&M	42 75	51	A	Arkansas	30 78	178	A	Grambling	41 44
												192	H	Louisiana Tech	69 57
												304	A	Jackson St.	61 62
LAST 12 Division I GAMES:															
304	A	Jackson St.	61 62	178	A	Grambling	41 44								
20	A	Texas	34 74	36	A	Texas A&M	42 75								
				51	A	Arkansas	30 78								
				192	H	Louisiana Tech	69 57								

Non-Div I Games: Central Baptist 71 43 LSU-Alexandria 86 58 LeTourneau 78 35 Ark.-Monticello 61 56 Northwestern St.

Average RPI Win:	102	WON-LOST	WINNING	LAST 10	STRENGTH OF	OPP. STRENGTH	TEAM	ADJ.	CONF.	ADJ CONF.
Average RPI Loss:	2	RECORD	PCT. RANK	GAMES	SCHEDULE	OF SCHEDULE	RPI	RPI	RPI	RPI
DIV. I ONLY	11- 1	8	9- 1	5	32	1	1	2	2	
DIV. I NON-CONF.	11- 1	8	11- 1	6	32	1	1	2	2	
TOTALS	RPI 1-25	RPI 26-50	W-L RECORDS	RPI 51-100	RPI 101-150	RPI 150+				
11- 1	1- 1	2- 0	OVERALL	3- 0	3- 0	2- 0				
8- 1	1- 1	2- 0	HOME	1- 0	2- 0	2- 0				
2- 0	0- 0	0- 0	AWAY	1- 0	1- 0	0- 0				
1- 0	0- 0	0- 0	NEUTRAL	1- 0	0- 0	0- 0				
11- 1	1- 1	2- 0	NON-CONFERENCE	3- 0	3- 0	2- 0				
8- 1	1- 1	2- 0	HOME	1- 0	2- 0	2- 0				
2- 0	0- 0	0- 0	AWAY	1- 0	1- 0	0- 0				
1- 0	0- 0	0- 0	NEUTRAL	1- 0	0- 0	0- 0				
0- 0	0- 0	0- 0	CONFERENCE	0- 0	0- 0	0- 0				
0- 0	0- 0	0- 0	HOME	0- 0	0- 0	0- 0				
0- 0	0- 0	0- 0	AWAY	0- 0	0- 0	0- 0				
0- 0	0- 0	0- 0	NEUTRAL	0- 0	0- 0	0- 0				

RPI	S	Opponent	Score	RPI	S	Opponent	Score	RPI	S	Opponent	Score	RPI	S	Opponent	Score
2	H	UConn	58 76	28	H	Quinnipiac	112 52	63	A	Michigan St.	71 63	107	A	DePaul	94 93
21	H	Michigan	70 50	41	H	Maryland	92 72	77	H	Chattanooga	88 53	130	H	Harvard	97 43
								79	N	Kansas	89 47	144	H	UMass Lowell	105 51
												154	H	Saint Joseph's	64 50
												275	H	Holy Cross	104 29
LAST 12 Division I GAMES:															
107	A	DePaul	94 93	154	H	Saint Joseph's	64 50	21	H	Michigan	70 50	275	H	Holy Cross	104 29
2	H	UConn	58 76	77	H	Chattanooga	88 53	63	A	Michigan St.	71 63	144	H	UMass Lowell	105 51
41	H	Maryland	92 72	28	H	Quinnipiac	112 52	49	N	Kansas	89 47				
79	N	Kansas	89 47	130	H	Harvard	97 43								

Non-Div I Games:

Notre Dame

Average RPI Win:	320	WON-LOST	WINNING	LAST 10	STRENGTH OF	OPP. STRENGTH	TEAM	ADJ.	CONF.	ADJ CONF.
Average RPI Loss:	141	RECORD	PCT. RANK	GAMES	SCHEDULE	OF SCHEDULE	RPI	RPI	RPI	RPI
DIV. I ONLY	3- 5	217	3- 5	264	263	256	256	10	10	
DIV. I NON-CONF.	3- 5	214	3- 5	267	263	258	258	10	10	
TOTALS	RPI 1-25	RPI 26-50	W-L RECORDS	RPI 51-100	RPI 101-150	RPI 150+				
3- 5	0- 0	0- 0	OVERALL	0- 2	0- 1	3- 2				
2- 1	0- 0	0- 0	HOME	0- 1	0- 0	2- 0				
1- 4	0- 0	0- 0	AWAY	0- 1	0- 1	1- 2				
0- 0	0- 0	0- 0	NEUTRAL	0- 0	0- 0	0- 0				
3- 5	0- 0	0- 0	NON-CONFERENCE	0- 2	0- 1	3- 2				
2- 1	0- 0	0- 0	HOME	0- 1	0- 0	2- 0				
1- 4	0- 0	0- 0	AWAY	0- 1	0- 1	1- 2				
0- 0	0- 0	0- 0	NEUTRAL	0- 0	0- 0	0- 0				
0- 0	0- 0	0- 0	CONFERENCE	0- 0	0- 0	0- 0				
0- 0	0- 0	0- 0	HOME	0- 0	0- 0	0- 0				
0- 0	0- 0	0- 0	AWAY	0- 0	0- 0	0- 0				
0- 0	0- 0	0- 0	NEUTRAL	0- 0	0- 0	0- 0				

RPI 1-25				RPI 26-50				RPI 51-100				RPI 101+				Team's RPI: 256	
RPI	S	Opponent	Score	RPI	S	Opponent	Score	RPI	S	Opponent	Score	RPI	S	Opponent	Score		
								63	A	Michigan St.	64	79	124	A	Miami (FL)	53	66
								90	H	Indiana	61	88	191	A	Ball St.	50	75
													235	A	UCF	65	98
													289	H	Miami (OH)	65	51
													333	H	Chicago St.	66	40
													338	A	A&M-Corpus Christi	61	54
LAST 12 Division I GAMES:																	
				191	A	Ball St.	50	75	90	H	Indiana	61	88				
				289	H	Miami (OH)	65	51	338	A	A&M-Corpus Christi	61	54				
				63	A	Michigan St.	64	79									
				333	H	Chicago St.	66	40									
				235	A	UCF	65	98									
				124	A	Miami (FL)	53	66									

Non-Div I Games: Concordia (MI) 109 62 Rochester College 96 38

Oakland

Average RPI Win:	235	WON-LOST	WINNING	LAST 10	STRENGTH OF	OPP. STRENGTH	TEAM	ADJ.	CONF.	ADJ CONF.
Average RPI Loss:	45	RECORD	PCT. RANK	GAMES	SCHEDULE	OF SCHEDULE	RPI	RPI	RPI	RPI
DIV. I ONLY	8- 2	49	8- 2	193	238	105	105	14	14	
DIV. I NON-CONF.	8- 2	48	8- 2	196	236	109	109	14	14	
TOTALS	RPI 1-25	RPI 26-50	W-L RECORDS	RPI 51-100	RPI 101-150	RPI 150+				
8- 2	0- 1	0- 0	OVERALL	0- 1	0- 0	8- 0				
4- 2	0- 1	0- 0	HOME	0- 1	0- 0	4- 0				
2- 0	0- 0	0- 0	AWAY	0- 0	0- 0	2- 0				
2- 0	0- 0	0- 0	NEUTRAL	0- 0	0- 0	2- 0				
8- 2	0- 1	0- 0	NON-CONFERENCE	0- 1	0- 0	8- 0				
4- 2	0- 1	0- 0	HOME	0- 1	0- 0	4- 0				
2- 0	0- 0	0- 0	AWAY	0- 0	0- 0	2- 0				
2- 0	0- 0	0- 0	NEUTRAL	0- 0	0- 0	2- 0				
0- 0	0- 0	0- 0	CONFERENCE	0- 0	0- 0	0- 0				
0- 0	0- 0	0- 0	HOME	0- 0	0- 0	0- 0				
0- 0	0- 0	0- 0	AWAY	0- 0	0- 0	0- 0				
0- 0	0- 0	0- 0	NEUTRAL	0- 0	0- 0	0- 0				

RPI 1-25				RPI 26-50				RPI 51-100				RPI 101+ Team's RPI: 105			
RPI	S	Opponent	Score	RPI	S	Opponent	Score	RPI	S	Opponent	Score	RPI	S	Opponent	Score
7	H	James Madison	62 69					82	H	East Carolina	68 76	155	H	Morehead St.	87 67
												174	N	La Salle	74 63
												186	N	Massachusetts	59 52
												200	A	Northern Ky.	77 38
												205	H	Detroit	60 57
												301	H	Manhattan	82 58
												319	A	Murray St.	111 60
												336	H	Wofford	84 37
LAST 12 Division I GAMES:															
200	A	Northern Ky.	77 38	186	N	Massachusetts	59 52								
205	H	Detroit	60 57	174	N	La Salle	74 63								
336	H	Wofford	84 37	7	H	James Madison	62 69								
319	A	Murray St.	111 60	82	H	East Carolina	68 76								
				155	H	Morehead St.	87 67								
				301	H	Manhattan	82 58								

Non-Div I Games:

Ohio

Average RPI Win:	118	WON-LOST	WINNING	LAST 10	STRENGTH OF	OPP. STRENGTH	TEAM	ADJ.	CONF.	ADJ CONF.
Average RPI Loss:	51	RECORD	PCT. RANK	GAMES	SCHEDULE	OF SCHEDULE	RPI	RPI	RPI	RPI
DIV. I ONLY	7- 4	101	7- 3	11	59	50	50	1	1	
DIV. I NON-CONF.	7- 4	102	7- 4	13	59	52	52	1	1	
TOTALS	RPI 1-25	RPI 26-50	W-L RECORDS	RPI 51-100	RPI 101-150	RPI 150+				
7- 4	0- 1	1- 2	OVERALL	2- 1	3- 0	1- 0				
5- 2	0- 1	0- 1	HOME	2- 0	2- 0	1- 0				
0- 1	0- 0	0- 0	AWAY	0- 1	0- 0	0- 0				
2- 1	0- 0	1- 1	NEUTRAL	0- 0	1- 0	0- 0				
7- 4	0- 1	1- 2	NON-CONFERENCE	2- 1	3- 0	1- 0				
5- 2	0- 1	0- 1	HOME	2- 0	2- 0	1- 0				
0- 1	0- 0	0- 0	AWAY	0- 1	0- 0	0- 0				
2- 1	0- 0	1- 1	NEUTRAL	0- 0	1- 0	0- 0				
0- 0	0- 0	0- 0	CONFERENCE	0- 0	0- 0	0- 0				
0- 0	0- 0	0- 0	HOME	0- 0	0- 0	0- 0				
0- 0	0- 0	0- 0	AWAY	0- 0	0- 0	0- 0				
0- 0	0- 0	0- 0	NEUTRAL	0- 0	0- 0	0- 0				

RPI 1-25				RPI 26-50				Team's RPI: 50				RPI 51-100				RPI 101+			
RPI	S	Opponent	Score	RPI	S	Opponent	Score	RPI	S	Opponent	Score	RPI	S	Opponent	Score	RPI	S	Opponent	Score
23	H	Pittsburgh	74 78	39	N	FGCU	90 83	72	H	Arkansas St.	67 52	106	N	Clemson	86 77				
				44	N	Wichita St.	55 70	89	A	Virginia	82 87	113	H	VCU	96 86				
				46	H	Georgia	59 67	99	H	Western Mich.	83 46	135	H	Winthrop	66 52				
												263	H	Saint Francis (PA)	113 97				
LAST 12 Division I GAMES:																			
				99	H	Western Mich.	83 46	135	H	Winthrop	66 52								
				72	H	Arkansas St.	67 52	23	H	Pittsburgh	74 78								
				46	H	Georgia	59 67	39	N	FGCU	90 83								
				263	H	Saint Francis (PA)	113 97	44	N	Wichita St.	55 70								
				89	A	Virginia	82 87	106	N	Clemson	86 77								
								113	H	VCU	96 86								

Non-Div I Games:

Ohio St.

Average RPI Win:	213	WON-LOST	WINNING	LAST 10	STRENGTH OF	OPP. STRENGTH	TEAM	ADJ.	CONF.	ADJ CONF.
Average RPI Loss:	31	RECORD	PCT. RANK	GAMES	SCHEDULE	OF SCHEDULE	RPI	RPI	RPI	RPI
DIV. I ONLY	5- 5	155	5- 5	61	23	83	83	5	5	
DIV. I NON-CONF.	5- 5	152	5- 5	66	23	84	84	5	5	
TOTALS	RPI 1-25	RPI 26-50	W-L RECORDS	RPI 51-100	RPI 101-150	RPI 150+				
5- 5	0- 2	2- 2	OVERALL	0- 1	0- 0	3- 0				
3- 0	0- 0	1- 0	HOME	0- 0	0- 0	2- 0				
1- 3	0- 1	0- 1	AWAY	0- 1	0- 0	1- 0				
1- 2	0- 1	1- 1	NEUTRAL	0- 0	0- 0	0- 0				
5- 5	0- 2	2- 2	NON-CONFERENCE	0- 1	0- 0	3- 0				
3- 0	0- 0	1- 0	HOME	0- 0	0- 0	2- 0				
1- 3	0- 1	0- 1	AWAY	0- 1	0- 0	1- 0				
1- 2	0- 1	1- 1	NEUTRAL	0- 0	0- 0	0- 0				
0- 0	0- 0	0- 0	CONFERENCE	0- 0	0- 0	0- 0				
0- 0	0- 0	0- 0	HOME	0- 0	0- 0	0- 0				
0- 0	0- 0	0- 0	AWAY	0- 0	0- 0	0- 0				
0- 0	0- 0	0- 0	NEUTRAL	0- 0	0- 0	0- 0				

RPI 1-25				RPI 26-50				RPI 51-100				Team's RPI: 83	RPI 101+			
RPI	S	Opponent	Score	RPI	S	Opponent	Score	RPI	S	Opponent	Score		RPI	S	Opponent	Score
3	N	Kentucky	88 92	27	H	Washington	90 80	51	A	Arkansas	64 71		326	H	Bradley	104 55
8	A	Duke	72 92	42	N	South Fla.	68 83						329	H	Lamar	100 73
				47	N	Illinois	78 76						337	A	North Texas	68 39
				49	A	UALR	62 66									
LAST 12 Division I GAMES:																
51	A	Arkansas	64 71	337	A	North Texas	68 39									
8	A	Duke	72 92	47	N	Illinois	78 76									
49	A	UALR	62 66	3	N	Kentucky	88 92									
27	H	Washington	90 80	42	N	South Fla.	68 83									
				326	H	Bradley	104 55									
				329	H	Lamar	100 73									

Non-Div I Games:

Oklahoma

■ Loss,
 ■ Non-Conf,
 ■ S Site,
 ■ H Home
 ■ A Away
 N Neutral

Average RPI Win:	245	WON-LOST	WINNING	LAST 10	STRENGTH OF	OPP. STRENGTH	TEAM	ADJ.	CONF.	ADJ CONF.
Average RPI Loss:	10	RECORD	PCT. RANK	GAMES	SCHEDULE	OF SCHEDULE	RPI	RPI	RPI	RPI
DIV. I ONLY	9- 1	23	9- 1	342	25	115	115	5	5	
DIV. I NON-CONF.	9- 1	22	9- 1	343	26	118	118	5	5	
TOTALS	RPI 1-25	RPI 26-50	W-L RECORDS	RPI 51-100	RPI 101-150	RPI 150+				
9- 1	0- 1	1- 0	OVERALL	0- 0	0- 0	8- 0				
7- 0	0- 0	0- 0	HOME	0- 0	0- 0	7- 0				
2- 1	0- 1	1- 0	AWAY	0- 0	0- 0	1- 0				
0- 0	0- 0	0- 0	NEUTRAL	0- 0	0- 0	0- 0				
9- 1	0- 1	1- 0	NON-CONFERENCE	0- 0	0- 0	8- 0				
7- 0	0- 0	0- 0	HOME	0- 0	0- 0	7- 0				
2- 1	0- 1	1- 0	AWAY	0- 0	0- 0	1- 0				
0- 0	0- 0	0- 0	NEUTRAL	0- 0	0- 0	0- 0				
0- 0	0- 0	0- 0	CONFERENCE	0- 0	0- 0	0- 0				
0- 0	0- 0	0- 0	HOME	0- 0	0- 0	0- 0				
0- 0	0- 0	0- 0	AWAY	0- 0	0- 0	0- 0				
0- 0	0- 0	0- 0	NEUTRAL	0- 0	0- 0	0- 0				

RPI 1-25				RPI 26-50				RPI 51-100				RPI 101+ Team's RPI: 115			
RPI	S	Opponent	Score	RPI	S	Opponent	Score	RPI	S	Opponent	Score	RPI	S	Opponent	Score
10	A	North Carolina	77 79	40	A	Southern California	66 62					219	H	Texas St.	64 37
												246	H	Missouri St.	77 36
												259	H	Texas Southern	77 58
												274	H	New Orleans	84 33
												278	H	Ark.-Pine Bluff	90 45
												285	A	Weber St.	55 49
												302	H	Morgan St.	73 43
												305	H	Loyola Marymount	76 65
LAST 12 Division I GAMES:															
				40	A	Southern California	66 62	302	H	Morgan St.	73 43				
				285	A	Weber St.	55 49	246	H	Missouri St.	77 36				
				274	H	New Orleans	84 33	10	A	North Carolina	77 79				
				278	H	Ark.-Pine Bluff	90 45	259	H	Texas Southern	77 58				
				219	H	Texas St.	64 37	305	H	Loyola Marymount	76 65				

Non-Div I Games:

Oklahoma St.

Average RPI Win:	194	WON-LOST	WINNING	LAST 10	STRENGTH OF	OPP. STRENGTH	TEAM	ADJ.	CONF.	ADJ CONF.
Average RPI Loss:	103	RECORD	PCT. RANK	GAMES	SCHEDULE	OF SCHEDULE	RPI	RPI	RPI	RPI
DIV. I ONLY	7- 3	78	7- 3	112	141	93	93	18	18	
DIV. I NON-CONF.	7- 3	79	7- 3	119	144	94	94	19	19	
TOTALS	RPI 1-25	RPI 26-50	W-L RECORDS	RPI 51-100	RPI 101-150	RPI 150+				
7- 3	0- 2	0- 0	OVERALL	0- 0	2- 0	5- 1				
4- 2	0- 1	0- 0	HOME	0- 0	1- 0	3- 1				
1- 1	0- 1	0- 0	AWAY	0- 0	0- 0	1- 0				
2- 0	0- 0	0- 0	NEUTRAL	0- 0	1- 0	1- 0				
7- 3	0- 2	0- 0	NON-CONFERENCE	0- 0	2- 0	5- 1				
4- 2	0- 1	0- 0	HOME	0- 0	1- 0	3- 1				
1- 1	0- 1	0- 0	AWAY	0- 0	0- 0	1- 0				
2- 0	0- 0	0- 0	NEUTRAL	0- 0	1- 0	1- 0				
0- 0	0- 0	0- 0	CONFERENCE	0- 0	0- 0	0- 0				
0- 0	0- 0	0- 0	HOME	0- 0	0- 0	0- 0				
0- 0	0- 0	0- 0	AWAY	0- 0	0- 0	0- 0				
0- 0	0- 0	0- 0	NEUTRAL	0- 0	0- 0	0- 0				

RPI 1-25				RPI 26-50				RPI 51-100 Team's RPI: 93				RPI 101+			
RPI	S	Opponent	Score	RPI	S	Opponent	Score	RPI	S	Opponent	Score	RPI	S	Opponent	Score
8	H	Duke	66 82									113	H	VCU	66 44
14	A	Louisville	46 100									136	N	Ill.-Chicago	61 55
												162	H	William & Mary	65 58
												169	H	Presbyterian	41 26
												180	A	Virginia Tech	69 62
												287	H	Rider	56 59
												289	N	Miami (OH)	69 63
												312	H	Howard	75 54
LAST 12 Division I GAMES:															
289	N	Miami (OH)	69 63	136	N	Ill.-Chicago	61 55								
14	A	Louisville	46 100	8	H	Duke	66 82								
113	H	VCU	66 44	162	H	William & Mary	65 58								
312	H	Howard	75 54	169	H	Presbyterian	41 26								
287	H	Rider	56 59												
180	A	Virginia Tech	69 62												

Non-Div I Games:

Old Dominion

Average RPI Win:	251	WON-LOST	WINNING	LAST 10	STRENGTH OF	OPP. STRENGTH	TEAM	ADJ.	CONF.	ADJ CONF.
Average RPI Loss:	15	RECORD	PCT. RANK	GAMES	SCHEDULE	OF SCHEDULE	RPI	RPI	RPI	RPI
DIV. I ONLY	9- 3	59	6- 3	313	20	166	166	4	4	
DIV. I NON-CONF.	9- 3	60	8- 3	315	19	166	166	4	4	
TOTALS	RPI 1-25	RPI 26-50	W-L RECORDS	RPI 51-100	RPI 101-150	RPI 150+				
9- 3	0- 3	0- 0	OVERALL	0- 0	0- 0	9- 0				
7- 2	0- 2	0- 0	HOME	0- 0	0- 0	7- 0				
1- 1	0- 1	0- 0	AWAY	0- 0	0- 0	1- 0				
1- 0	0- 0	0- 0	NEUTRAL	0- 0	0- 0	1- 0				
9- 3	0- 3	0- 0	NON-CONFERENCE	0- 0	0- 0	9- 0				
7- 2	0- 2	0- 0	HOME	0- 0	0- 0	7- 0				
1- 1	0- 1	0- 0	AWAY	0- 0	0- 0	1- 0				
1- 0	0- 0	0- 0	NEUTRAL	0- 0	0- 0	1- 0				
0- 0	0- 0	0- 0	CONFERENCE	0- 0	0- 0	0- 0				
0- 0	0- 0	0- 0	HOME	0- 0	0- 0	0- 0				
0- 0	0- 0	0- 0	AWAY	0- 0	0- 0	0- 0				
0- 0	0- 0	0- 0	NEUTRAL	0- 0	0- 0	0- 0				

RPI S	Opponent	Score	RPI S	Opponent	Score	RPI S	Opponent	Score	RPI S	Opponent	Score	Team's RPI: 166
5	H Baylor	54 96							178	H Grambling	92 67	
17	A Western Ky.	69 98							212	H Southern Miss.	68 66	
22	H Middle Tenn.	65 71							216	A Nevada	77 66	
									223	N Utah	52 38	
									236	H Southern U.	91 68	
									250	H Southeast Mo. St.	58 57	
									280	H Mississippi Val.	91 38	
									327	H South Ala.	88 48	
									334	H Alabama A&M	71 47	
LAST 12 Division I GAMES:												
5	H Baylor	54 96	334	H Alabama A&M	71 47							
17	A Western Ky.	69 98	212	H Southern Miss.	68 66							
216	A Nevada	77 66	327	H South Ala.	88 48							
223	N Utah	52 38	236	H Southern U.	91 68							
250	H Southeast Mo. St.	58 57	280	H Mississippi Val.	91 38							
22	H Middle Tenn.	65 71	178	H Grambling	92 67							

Non-Div I Games:

Ole Miss

Average RPI Win:	219	WON-LOST	WINNING	LAST 10	STRENGTH OF	OPP. STRENGTH	TEAM	ADJ.	CONF.	ADJ CONF.
Average RPI Loss:	209	RECORD	PCT. RANK	GAMES	SCHEDULE	OF SCHEDULE	RPI	RPI	RPI	RPI
DIV. I ONLY	3- 6	239	2- 6	320	251	320	320	25	25	
DIV. I NON-CONF.	3- 6	238	3- 6	322	252	320	320	25	25	
TOTALS	RPI 1-25	RPI 26-50	W-L RECORDS	RPI 51-100	RPI 101-150	RPI 150+				
3- 6	0- 0	0- 0	OVERALL	1- 2	0- 0	2- 4				
2- 3	0- 0	0- 0	HOME	1- 1	0- 0	1- 2				
1- 3	0- 0	0- 0	AWAY	0- 1	0- 0	1- 2				
0- 0	0- 0	0- 0	NEUTRAL	0- 0	0- 0	0- 0				
3- 6	0- 0	0- 0	NON-CONFERENCE	1- 2	0- 0	2- 4				
2- 3	0- 0	0- 0	HOME	1- 1	0- 0	1- 2				
1- 3	0- 0	0- 0	AWAY	0- 1	0- 0	1- 2				
0- 0	0- 0	0- 0	NEUTRAL	0- 0	0- 0	0- 0				
0- 0	0- 0	0- 0	CONFERENCE	0- 0	0- 0	0- 0				
0- 0	0- 0	0- 0	HOME	0- 0	0- 0	0- 0				
0- 0	0- 0	0- 0	AWAY	0- 0	0- 0	0- 0				
0- 0	0- 0	0- 0	NEUTRAL	0- 0	0- 0	0- 0				

RPI 1-25				RPI 26-50				RPI 51-100				RPI 101+				Team's RPI: 320	
RPI	S	Opponent	Score	RPI	S	Opponent	Score	RPI	S	Opponent	Score	RPI	S	Opponent	Score		
								61	A	Creighton	50	67	168	H	Northern Colo.	58	67
								76	H	Bakersfield	80	68	262	A	Milwaukee	64	61
								98	H	North Dakota	52	72	276	H	SIUE	54	69
													306	A	Eastern Ill.	66	77
													318	H	Alcorn	59	39
													345	A	Air Force	57	65
LAST 12 Division I GAMES:																	
				262	A	Milwaukee	64	61	61	A	Creighton	50	67				
				306	A	Eastern Ill.	66	77	276	H	SIUE	54	69				
				168	H	Northern Colo.	58	67	76	H	Bakersfield	80	68				
				98	H	North Dakota	52	72									
				345	A	Air Force	57	65									
				318	H	Alcorn	59	39									

Non-Div I Games: Peru St. 68 54 Graceland (IA) 89 54

Omaha

Loss, Non-Conf, S Site, H Home A Away N Neutral

Oral Roberts

Through Games Of Dec. 21, 2014

Average RPI Win:	233	WON-LOST	WINNING	LAST 10	STRENGTH OF	OPP. STRENGTH	TEAM	ADJ.	CONF.	ADJ CONF.
Average RPI Loss:	120	RECORD	PCT. RANK	GAMES	SCHEDULE	OF SCHEDULE	RPI	RPI	RPI	RPI
DIV. I ONLY	4- 7	223	4- 5	126	189	198	198	25	25	
DIV. I NON-CONF.	4- 7	223	4- 7	134	189	201	201	25	25	
TOTALS	RPI 1-25	RPI 26-50	W-L RECORDS	RPI 51-100	RPI 101-150	RPI 150+				
4- 7	0- 2	0- 1	OVERALL	0- 1	1- 1	3- 2				
3- 1	0- 0	0- 0	HOME	0- 0	1- 0	2- 1				
0- 5	0- 0	0- 0	AWAY	0- 0	0- 0	0- 0				
1- 1	0- 0	0- 0	NEUTRAL	0- 0	0- 0	1- 1				
4- 7	0- 2	0- 1	NON-CONFERENCE	0- 1	1- 1	3- 2				
3- 1	0- 0	0- 0	HOME	0- 0	1- 0	2- 1				
0- 5	0- 2	0- 1	AWAY	0- 1	0- 1	0- 0				
1- 1	0- 0	0- 0	NEUTRAL	0- 0	0- 0	1- 1				
0- 0	0- 0	0- 0	CONFERENCE	0- 0	0- 0	0- 0				
0- 0	0- 0	0- 0	HOME	0- 0	0- 0	0- 0				
0- 0	0- 0	0- 0	AWAY	0- 0	0- 0	0- 0				
0- 0	0- 0	0- 0	NEUTRAL	0- 0	0- 0	0- 0				

RPI 1-25				RPI 26-50				RPI 51-100				RPI 101+ Team's RPI: 198			
RPI	S	Opponent	Score	RPI	S	Opponent	Score	RPI	S	Opponent	Score	RPI	S	Opponent	Score
5	A	Baylor	60 101	49	A	UALR	43 54	80	A	Kansas St.	47 53	137	A	Wisconsin	52 70
18	A	Tennessee	39 91									149	H	Eastern Mich.	63 62
												221	N	N.C. A&T	38 47
												246	H	Missouri St.	70 57
												251	H	Tulsa	73 71
												284	N	Austin Peay	73 60
												331	H	Grand Canyon	51 54
LAST 12 Division I GAMES:															
49	A	UALR	43 54	137	A	Wisconsin	52 70								
246	H	Missouri St.	70 57	80	A	Kansas St.	47 53								
251	H	Tulsa	73 71	331	H	Grand Canyon	51 54								
18	A	Tennessee	39 91	149	H	Eastern Mich.	63 62								
5	A	Baylor	60 101	284	N	Austin Peay	73 60								
				221	N	N.C. A&T	38 47								

Non-Div I Games: Southwestern Christ88 49

Oral Roberts

Loss, Non-Conf, S Site, H Home A Away N Neutral

Oregon

Through Games Of Dec. 21, 2014

Average RPI Win:	255	WON-LOST	WINNING	LAST 10	STRENGTH OF	OPP. STRENGTH	TEAM	ADJ.	CONF.	ADJ CONF.
Average RPI Loss:	52	RECORD	PCT. RANK	GAMES	SCHEDULE	OF SCHEDULE	RPI	RPI	RPI	RPI
DIV. I ONLY	6- 4	116	6- 4	239	61	193	193	3	3	
DIV. I NON-CONF.	6- 4	116	6- 4	242	62	196	196	3	3	
TOTALS	RPI 1-25	RPI 26-50	W-L RECORDS	RPI 51-100	RPI 101-150	RPI 150+				
6- 4	0- 2	0- 0	OVERALL	0- 2	0- 0	6- 0				
5- 2	0- 2	0- 0	HOME	0- 0	0- 0	5- 0				
1- 0	0- 0	0- 0	AWAY	0- 0	0- 0	1- 0				
0- 2	0- 0	0- 0	NEUTRAL	0- 2	0- 0	0- 0				
6- 4	0- 2	0- 0	NON-CONFERENCE	0- 2	0- 0	6- 0				
5- 2	0- 2	0- 0	HOME	0- 0	0- 0	5- 0				
1- 0	0- 0	0- 0	AWAY	0- 0	0- 0	1- 0				
0- 2	0- 0	0- 0	NEUTRAL	0- 2	0- 0	0- 0				
0- 0	0- 0	0- 0	CONFERENCE	0- 0	0- 0	0- 0				
0- 0	0- 0	0- 0	HOME	0- 0	0- 0	0- 0				
0- 0	0- 0	0- 0	AWAY	0- 0	0- 0	0- 0				
0- 0	0- 0	0- 0	NEUTRAL	0- 0	0- 0	0- 0				

RPI	S	Opponent	Score	RPI	S	Opponent	Score	RPI	S	Opponent	Score	RPI	S	Opponent	Score	Team's RPI: 193
10	H	North Carolina	59 76					87	N	American	64 72	210	H	Santa Clara	92 88	
15	H	Fresno St.	59 68					96	N	Central Mich.	67 73	214	H	Portland St.	63 56	
												237	H	Utah St.	100 77	
												255	A	Portland	72 49	
												286	H	Navy	72 64	
												330	H	Northern Ariz.	59 47	
LAST 12 Division I GAMES:																
15	H	Fresno St.	59 68	210	H	Santa Clara	92 88									
214	H	Portland St.	63 56	330	H	Northern Ariz.	59 47									
10	H	North Carolina	59 76	286	H	Navy	72 64									
237	H	Utah St.	100 77	255	A	Portland	72 49									
				87	N	American	64 72									
				96	N	Central Mich.	67 73									

Non-Div I Games:

Oregon

■ Loss,
 ■ Non-Conf,
 ■ S Site,
 ■ H Home
 ■ A Away
 N Neutral

Average RPI Win: 161		WON-LOST	WINNING	LAST 10	STRENGTH OF	OPP. STRENGTH	TEAM	ADJ.	CONF.	ADJ CONF.
Average RPI Loss: 0		RECORD	PCT. RANK	GAMES	SCHEDULE	OF SCHEDULE	RPI	RPI	RPI	RPI
DIV. I ONLY		9- 0	1	9- 0	229	8	33	33	3	3
DIV. I NON-CONF.		9- 0	1	9- 0	232	8	32	32	3	3
TOTALS	RPI 1-25	RPI 26-50		W-L RECORDS	RPI 51-100		RPI 101-150		RPI 150+	
9- 0	1- 0	0- 0		OVERALL	2- 0		1- 0		5- 0	
4- 0	0- 0	0- 0		HOME	1- 0		0- 0		3- 0	
1- 0	1- 0	0- 0		AWAY	0- 0		0- 0		0- 0	
4- 0	0- 0	0- 0		NEUTRAL	1- 0		1- 0		2- 0	
9- 0	1- 0	0- 0		NON-CONFERENCE	2- 0		1- 0		5- 0	
4- 0	0- 0	0- 0		HOME	1- 0		0- 0		3- 0	
1- 0	1- 0	0- 0		AWAY	0- 0		0- 0		0- 0	
4- 0	0- 0	0- 0		NEUTRAL	1- 0		1- 0		2- 0	
0- 0	0- 0	0- 0		CONFERENCE	0- 0		0- 0		0- 0	
0- 0	0- 0	0- 0		HOME	0- 0		0- 0		0- 0	
0- 0	0- 0	0- 0		AWAY	0- 0		0- 0		0- 0	
0- 0	0- 0	0- 0		NEUTRAL	0- 0		0- 0		0- 0	

RPI 1-25				Team's RPI: 33		RPI 51-100				RPI 101+					
RPI	S	Opponent	Score	RPI	S	Opponent	Score	RPI	S	Opponent	Score	RPI	S	Opponent	Score
10	A	North Carolina	70 55					88	H	Idaho	75 53	112	N	Southern Ill.	71 55
								91	N	BYU	71 61	195	N	Butler	85 53
												216	N	Nevada	73 50
												237	H	Utah St.	85 62
												241	H	Sacramento St.	109 61
												255	H	Portland	87 65
LAST 12 Division I GAMES:															
				216	N	Nevada	73 50	241	H	Sacramento St.	109 61				
				112	N	Southern Ill.	71 55	88	H	Idaho	75 53				
				10	A	North Carolina	70 55	91	N	BYU	71 61				
								195	N	Butler	85 53				
								237	H	Utah St.	85 62				
								255	H	Portland	87 65				

Non-Div I Games: Concordia Portland 92 35

Oregon St.

■ Loss, ■ Non-Conf, S Site, H Home A Away N Neutral

Average RPI Win:	215	WON-LOST	WINNING	LAST 10	STRENGTH OF	OPP. STRENGTH	TEAM	ADJ.	CONF.	ADJ CONF.
Average RPI Loss:	63	RECORD	PCT. RANK	GAMES	SCHEDULE	OF SCHEDULE	RPI	RPI	RPI	RPI
DIV. I ONLY	6- 3	90	6- 3	159	76	86	86	7	7	
DIV. I NON-CONF.	6- 3	91	6- 3	165	77	87	87	7	7	
TOTALS	RPI 1-25	RPI 26-50	W-L RECORDS	RPI 51-100	RPI 101-150	RPI 150+				
6- 3	0- 1	0- 1	OVERALL	0- 0	0- 1	6- 0				
3- 1	0- 0	0- 1	HOME	0- 0	0- 0	3- 0				
2- 2	0- 1	0- 0	AWAY	0- 0	0- 1	2- 0				
1- 0	0- 0	0- 0	NEUTRAL	0- 0	0- 0	1- 0				
6- 3	0- 1	0- 1	NON-CONFERENCE	0- 0	0- 1	6- 0				
3- 1	0- 0	0- 1	HOME	0- 0	0- 0	3- 0				
2- 2	0- 1	0- 0	AWAY	0- 0	0- 1	2- 0				
1- 0	0- 0	0- 0	NEUTRAL	0- 0	0- 0	1- 0				
0- 0	0- 0	0- 0	CONFERENCE	0- 0	0- 0	0- 0				
0- 0	0- 0	0- 0	HOME	0- 0	0- 0	0- 0				
0- 0	0- 0	0- 0	AWAY	0- 0	0- 0	0- 0				
0- 0	0- 0	0- 0	NEUTRAL	0- 0	0- 0	0- 0				

RPI 1-25				RPI 26-50				RPI 51-100				RPI 101+			
RPI	S	Opponent	Score	RPI	S	Opponent	Score	RPI	S	Opponent	Score	RPI	S	Opponent	Score
25	A	Long Beach St.	43 53	26	H	California	64 84					138	A	UC Davis	53 60
												157	A	Hawaii	69 61
												164	H	Iona	64 49
												206	H	Montana	62 50
												216	A	Nevada	64 53
												237	H	Utah St.	70 62
												311	N	New Mexico St.	67 62
LAST 12 Division I GAMES:															
25	A	Long Beach St.	43 53	164	H	Iona	64 49								
311	N	New Mexico St.	67 62	206	H	Montana	62 50								
237	H	Utah St.	70 62	26	H	California	64 84								
157	A	Hawaii	69 61												
216	A	Nevada	64 53												
138	A	UC Davis	53 60												

Non-Div I Games: Cal Maritime 70 23 Cal St. Stanislaus 98 67

Pacific

Loss, Non-Conf, S Site, H Home A Away N Neutral

Average RPI Win:	204	WON-LOST	WINNING	LAST 10	STRENGTH OF	OPP. STRENGTH	TEAM	ADJ.	CONF.	ADJ CONF.
Average RPI Loss:	63	RECORD	PCT. RANK	GAMES	SCHEDULE	OF SCHEDULE	RPI	RPI	RPI	RPI
DIV. I ONLY	4- 4	155	4- 4	107	111	122	122	12	12	
DIV. I NON-CONF.	4- 4	152	4- 4	114	110	124	124	12	12	
TOTALS	RPI 1-25	RPI 26-50	W-L RECORDS	RPI 51-100	RPI 101-150	RPI 150+				
4- 4	0- 1	0- 0	OVERALL	0- 2	0- 1	4- 0				
3- 1	0- 0	0- 0	HOME	0- 1	0- 0	3- 0				
1- 3	0- 1	0- 0	AWAY	0- 1	0- 1	1- 0				
0- 0	0- 0	0- 0	NEUTRAL	0- 0	0- 0	0- 0				
4- 4	0- 1	0- 0	NON-CONFERENCE	0- 2	0- 1	4- 0				
3- 1	0- 0	0- 0	HOME	0- 1	0- 0	3- 0				
1- 3	0- 1	0- 0	AWAY	0- 1	0- 1	1- 0				
0- 0	0- 0	0- 0	NEUTRAL	0- 0	0- 0	0- 0				
0- 0	0- 0	0- 0	CONFERENCE	0- 0	0- 0	0- 0				
0- 0	0- 0	0- 0	HOME	0- 0	0- 0	0- 0				
0- 0	0- 0	0- 0	AWAY	0- 0	0- 0	0- 0				
0- 0	0- 0	0- 0	NEUTRAL	0- 0	0- 0	0- 0				

RPI 1-25				RPI 26-50				RPI 51-100				RPI 101+				Team's RPI: 122
RPI	S	Opponent	Score	RPI	S	Opponent	Score	RPI	S	Opponent	Score	RPI	S	Opponent	Score	
18	A	Tennessee	52 97					58	H	Hampton	43 58	102	A	Lafayette	57 60	
								75	A	Drexel	58 67	154	H	Saint Joseph's	65 51	
												174	H	La Salle	57 29	
												201	H	New Hampshire	74 39	
												286	A	Navy	60 51	
LAST 12 Division I GAMES:																
102	A	Lafayette	57 60	75	A	Drexel	58 67									
201	H	New Hampshire	74 39	154	H	Saint Joseph's	65 51									
286	A	Navy	60 51	58	H	Hampton	43 58									
174	H	La Salle	57 29													
18	A	Tennessee	52 97													

Non-Div I Games:

Penn

Average RPI Win:	281	WON-LOST	WINNING	LAST 10	STRENGTH OF	OPP. STRENGTH	TEAM	ADJ.	CONF.	ADJ CONF.
Average RPI Loss:	94	RECORD	PCT. RANK	GAMES	SCHEDULE	OF SCHEDULE	RPI	RPI	RPI	RPI
DIV. I ONLY	3- 8	269	2- 8	148	137	266	266	1	1	
DIV. I NON-CONF.	3- 8	268	3- 8	155	139	267	267	1	1	
TOTALS	RPI 1-25	RPI 26-50	W-L RECORDS	RPI 51-100	RPI 101-150	RPI 150+				
3- 8	0- 0	0- 2	OVERALL	0- 3	0- 2	3- 1				
3- 4	0- 0	0- 2	HOME	0- 2	0- 0	3- 0				
0- 2	0- 0	0- 0	AWAY	0- 1	0- 1	0- 0				
0- 2	0- 0	0- 0	NEUTRAL	0- 0	0- 1	0- 1				
3- 8	0- 0	0- 2	NON-CONFERENCE	0- 3	0- 2	3- 1				
3- 4	0- 0	0- 2	HOME	0- 2	0- 0	3- 0				
0- 2	0- 0	0- 0	AWAY	0- 1	0- 1	0- 0				
0- 2	0- 0	0- 0	NEUTRAL	0- 0	0- 1	0- 1				
0- 0	0- 0	0- 0	CONFERENCE	0- 0	0- 0	0- 0				
0- 0	0- 0	0- 0	HOME	0- 0	0- 0	0- 0				
0- 0	0- 0	0- 0	AWAY	0- 0	0- 0	0- 0				
0- 0	0- 0	0- 0	NEUTRAL	0- 0	0- 0	0- 0				

RPI 1-25				RPI 26-50				RPI 51-100				RPI 101+				Team's RPI: 266	
RPI	S	Opponent	Score	RPI	S	Opponent	Score	RPI	S	Opponent	Score	RPI	S	Opponent	Score		
				37	H	Seton Hall	70 75	64	A	Syracuse	39 61	108	N	Liberty	68 80		
				42	H	South Fla.	87 90	81	H	St. Bonaventure	54 56	127	A	Hartford	57 62		
								85	H	Albany (NY)	53 54	207	N	Samford	56 59		
												249	H	Towson	71 64		
												287	H	Rider	85 51		
												308	H	Wagner	96 66		
LAST 12 Division I GAMES:																	
				42	H	South Fla.	87 90	287	H	Rider	85 51						
				81	H	St. Bonaventure	54 56	127	A	Hartford	57 62						
				37	H	Seton Hall	70 75	308	H	Wagner	96 66						
				85	H	Albany (NY)	53 54	64	A	Syracuse	39 61						
				249	H	Towson	71 64	207	N	Samford	56 59						
								108	N	Liberty	68 80						

Non-Div I Games:

Penn St.

■ Loss,
■ Non-Conf, S Site,
■ Home
■ Away
N Neutral

Pepperdine

Through Games Of Dec. 21, 2014

Average RPI Win:	288	WON-LOST	WINNING	LAST 10	STRENGTH OF	OPP. STRENGTH	TEAM	ADJ.	CONF.	ADJ CONF.
Average RPI Loss:	60	RECORD	PCT. RANK	GAMES	SCHEDULE	OF SCHEDULE	RPI	RPI	RPI	RPI
DIV. I ONLY	5- 6	180	5- 5	97	224	121	121	7	7	
DIV. I NON-CONF.	5- 6	175	5- 6	104	223	123	123	7	7	
TOTALS	RPI 1-25	RPI 26-50	W-L RECORDS	RPI 51-100	RPI 101-150	RPI 150+				
5- 6	0- 3	0- 0	OVERALL	0- 2	0- 0	5- 1				
0- 3	0- 1	0- 0	HOME	0- 1	0- 0	0- 1				
4- 3	0- 2	0- 0	AWAY	0- 1	0- 0	4- 0				
1- 0	0- 0	0- 0	NEUTRAL	0- 0	0- 0	1- 0				
5- 6	0- 3	0- 0	NON-CONFERENCE	0- 2	0- 0	5- 1				
0- 3	0- 1	0- 0	HOME	0- 1	0- 0	0- 1				
4- 3	0- 2	0- 0	AWAY	0- 1	0- 0	4- 0				
1- 0	0- 0	0- 0	NEUTRAL	0- 0	0- 0	1- 0				
0- 0	0- 0	0- 0	CONFERENCE	0- 0	0- 0	0- 0				
0- 0	0- 0	0- 0	HOME	0- 0	0- 0	0- 0				
0- 0	0- 0	0- 0	AWAY	0- 0	0- 0	0- 0				
0- 0	0- 0	0- 0	NEUTRAL	0- 0	0- 0	0- 0				

RPI 1-25				RPI 26-50				RPI 51-100				RPI 101+ Team's RPI: 121			
RPI	S	Opponent	Score	RPI	S	Opponent	Score	RPI	S	Opponent	Score	RPI	S	Opponent	Score
9	A	Nebraska	65 100					66	A	CSUN	48 74	161	H	Army	44 56
11	A	Iowa	68 97					85	H	Albany (NY)	36 62	225	N	UT Martin	59 58
25	H	Long Beach St.	69 78									265	A	Cal Poly	76 69
												277	A	UC Irvine	76 53
												330	A	Northern Ariz.	66 63
												342	A	UC Santa Barbara	66 44
LAST 12 Division I GAMES:															
85	H	Albany (NY)	36 62	342	A	UC Santa Barbara	66 44								
330	A	Northern Ariz.	66 63	66	A	CSUN	48 74								
11	A	Iowa	68 97	25	H	Long Beach St.	69 78								
277	A	UC Irvine	76 53	161	H	Army	44 56								
9	A	Nebraska	65 100	265	A	Cal Poly	76 69								
				225	N	UT Martin	59 58								

Non-Div I Games:

Pepperdine

Loss, Non-Conf, S Site, H Home A Away N Neutral

Pittsburgh

Through Games Of Dec. 21, 2014

Average RPI Win:	139	WON-LOST	WINNING	LAST 10	STRENGTH OF	OPP. STRENGTH	TEAM	ADJ.	CONF.	ADJ CONF.
Average RPI Loss:	46	RECORD	PCT. RANK	GAMES	SCHEDULE	OF SCHEDULE	RPI	RPI	RPI	RPI
DIV. I ONLY	8- 3	64	8- 2	12	47	23	23	2	2	
DIV. I NON-CONF.	8- 3	65	8- 3	14	47	23	23	2	2	
TOTALS	RPI 1-25	RPI 26-50	W-L RECORDS	RPI 51-100	RPI 101-150	RPI 150+				
8- 3	1- 2	1- 0	OVERALL	2- 0	0- 1	4- 0				
7- 1	1- 1	0- 0	HOME	2- 0	0- 0	4- 0				
1- 2	0- 1	1- 0	AWAY	0- 0	0- 1	0- 0				
0- 0	0- 0	0- 0	NEUTRAL	0- 0	0- 0	0- 0				
8- 3	1- 2	1- 0	NON-CONFERENCE	2- 0	0- 1	4- 0				
7- 1	1- 1	0- 0	HOME	2- 0	0- 0	4- 0				
1- 2	0- 1	1- 0	AWAY	0- 0	0- 1	0- 0				
0- 0	0- 0	0- 0	NEUTRAL	0- 0	0- 0	0- 0				
0- 0	0- 0	0- 0	CONFERENCE	0- 0	0- 0	0- 0				
0- 0	0- 0	0- 0	HOME	0- 0	0- 0	0- 0				
0- 0	0- 0	0- 0	AWAY	0- 0	0- 0	0- 0				
0- 0	0- 0	0- 0	NEUTRAL	0- 0	0- 0	0- 0				

RPI	S	Opponent	Score	RPI	S	Opponent	Score	RPI	S	Opponent	Score	RPI	S	Opponent	Score
7	A	James Madison	64 80	50	A	Ohio St.	78 74	54	H	Youngstown St.	78 52	114	A	Duquesne	77 87
16	H	Princeton	43 59					75	H	Drexel	72 53	156	H	Niagara	70 54
21	H	Michigan	85 64									191	H	Ball St.	59 47
												231	H	Radford	72 47
												332	H	Loyola Maryland	84 46
LAST 12 Division I GAMES:															
54	H	Youngstown St.	78 52	114	A	Duquesne	77 87								
191	H	Ball St.	59 47	50	A	Ohio St.	78 74								
75	H	Drexel	72 53	332	H	Loyola Maryland	84 46								
156	H	Niagara	70 54	231	H	Radford	72 47								
16	H	Princeton	43 59	7	A	James Madison	64 80								
				21	H	Michigan	85 64								

Non-Div I Games:

Pittsburgh

■ Loss,
 ■ Non-Conf, S Site,
 ■ Home
 ■ Away
 N Neutral

Average RPI Win:	219	WON-LOST	WINNING	LAST 10	STRENGTH OF	OPP. STRENGTH	TEAM	ADJ.	CONF.	ADJ CONF.
Average RPI Loss:	145	RECORD	PCT. RANK	GAMES	SCHEDULE	OF SCHEDULE	RPI	RPI	RPI	RPI
DIV. I ONLY	2- 9	305	1- 7	92	257	255	255	7	7	
DIV. I NON-CONF.	2- 9	301	1- 7	97	256	257	257	7	7	
TOTALS	RPI 1-25	RPI 26-50	W-L RECORDS	RPI 51-100	RPI 101-150	RPI 150+				
2- 9	0- 0	0- 2	OVERALL	0- 1	0- 1	2- 5				
1- 3	0- 0	0- 1	HOME	0- 0	0- 0	1- 2				
0- 6	0- 0	0- 0	AWAY	0- 0	0- 1	0- 0				
1- 0	0- 0	0- 0	NEUTRAL	0- 0	0- 0	1- 0				
2- 9	0- 0	0- 2	NON-CONFERENCE	0- 1	0- 1	2- 5				
1- 3	0- 0	0- 1	HOME	0- 0	0- 0	1- 2				
0- 6	0- 0	0- 1	AWAY	0- 1	0- 1	0- 3				
1- 0	0- 0	0- 0	NEUTRAL	0- 0	0- 0	1- 0				
0- 0	0- 0	0- 0	CONFERENCE	0- 0	0- 0	0- 0				
0- 0	0- 0	0- 0	HOME	0- 0	0- 0	0- 0				
0- 0	0- 0	0- 0	AWAY	0- 0	0- 0	0- 0				
0- 0	0- 0	0- 0	NEUTRAL	0- 0	0- 0	0- 0				

RPI 1-25				RPI 26-50				RPI 51-100				RPI 101+				Team's RPI: 255
RPI	S	Opponent	Score	RPI	S	Opponent	Score	RPI	S	Opponent	Score	RPI	S	Opponent	Score	
				27	H	Washington	45 80	66	A	CSUN	41 45	120	A	Boise St.	58 94	
				33	A	Oregon St.	65 87					175	A	Eastern Wash.	65 72	
												193	H	Oregon	49 72	
												206	H	Montana	55 69	
												214	H	Portland St.	91 63	
												216	A	Nevada	59 84	
												223	N	Utah	58 50	
												265	A	Cal Poly	67 76	
LAST 12 Division I GAMES:																
				175	A	Eastern Wash.	65 72	216	A	Nevada	59 84					
				206	H	Montana	55 69	265	A	Cal Poly	67 76					
				27	H	Washington	45 80	66	A	CSUN	41 45					
				223	N	Utah	58 50	33	A	Oregon St.	65 87					
				193	H	Oregon	49 72	120	A	Boise St.	58 94					
								214	H	Portland St.	91 63					

Non-Div I Games:

Portland

■ Loss,
 ■ Non-Conf, S Site,
 ■ Home
 ■ Away
 N Neutral

Average RPI Win:	291	WON-LOST	WINNING	LAST 10	STRENGTH OF	OPP. STRENGTH	TEAM	ADJ.	CONF.	ADJ CONF.
Average RPI Loss:	124	RECORD	PCT. RANK	GAMES	SCHEDULE	OF SCHEDULE	RPI	RPI	RPI	RPI
DIV. I ONLY	2- 7	283	0- 1	96	145	214	214	21	21	
DIV. I NON-CONF.	2- 7	281	0- 1	102	147	218	218	21	21	
TOTALS	RPI 1-25	RPI 26-50	W-L RECORDS	RPI 51-100	RPI 101-150	RPI 150+				
2- 7	0- 2	0- 0	OVERALL	0- 2	0- 0	2- 3				
1- 2	0- 1	0- 0	HOME	0- 1	0- 0	1- 0				
1- 5	0- 0	0- 0	AWAY	0- 1	0- 0	1- 0				
0- 0	0- 0	0- 0	NEUTRAL	0- 0	0- 0	0- 0				
2- 7	0- 2	0- 0	NON-CONFERENCE	0- 2	0- 0	2- 3				
1- 2	0- 1	0- 0	HOME	0- 1	0- 0	1- 0				
1- 5	0- 1	0- 0	AWAY	0- 1	0- 0	1- 3				
0- 0	0- 0	0- 0	NEUTRAL	0- 0	0- 0	0- 0				
0- 0	0- 0	0- 0	CONFERENCE	0- 0	0- 0	0- 0				
0- 0	0- 0	0- 0	HOME	0- 0	0- 0	0- 0				
0- 0	0- 0	0- 0	AWAY	0- 0	0- 0	0- 0				
0- 0	0- 0	0- 0	NEUTRAL	0- 0	0- 0	0- 0				

RPI 1-25				RPI 26-50				RPI 51-100				RPI 101+ Team's RPI: 214			
RPI	S	Opponent	Score	RPI	S	Opponent	Score	RPI	S	Opponent	Score	RPI	S	Opponent	Score
16	A	Princeton	33 104					55	A	Gonzaga	41 73	193	A	Oregon	56 63
25	H	Long Beach St.	58 62					62	H	South Dakota	57 86	255	A	Portland	63 91
												260	A	Seattle	47 54
												286	H	Navy	56 50
												295	A	Columbia	71 66
LAST 12 Division I GAMES:															
55	A	Gonzaga	41 73	25	H	Long Beach St.	58 62								
295	A	Columbia	71 66	193	A	Oregon	56 63								
16	A	Princeton	33 104	62	H	South Dakota	57 86								
255	A	Portland	63 91	260	A	Seattle	47 54								
286	H	Navy	56 50												

Average RPI Win:	276	WON-LOST	WINNING	LAST 10	STRENGTH OF	OPP. STRENGTH	TEAM	ADJ.	CONF.	ADJ CONF.
Average RPI Loss:	153	RECORD	PCT. RANK	GAMES	SCHEDULE	OF SCHEDULE	RPI	RPI	RPI	RPI
DIV. I ONLY	2- 8	291	0- 1	118	209	202	202	31	31	
DIV. I NON-CONF.	2- 8	289	0- 1	126	209	206	206	32	32	
TOTALS	RPI 1-25	RPI 26-50	W-L RECORDS	RPI 51-100	RPI 101-150	RPI 150+				
2- 8	0- 1	0- 2	OVERALL	0- 0	0- 0	2- 5				
0- 0	0- 0	0- 0	HOME	0- 0	0- 0	0- 0				
2- 6	0- 0	0- 0	AWAY	0- 0	0- 0	2- 2				
0- 2	0- 1	0- 1	NEUTRAL	0- 0	0- 0	0- 0				
2- 8	0- 1	0- 2	NON-CONFERENCE	0- 0	0- 0	2- 5				
0- 0	0- 0	0- 0	HOME	0- 0	0- 0	0- 0				
2- 6	0- 0	0- 1	AWAY	0- 0	0- 0	2- 5				
0- 2	0- 1	0- 1	NEUTRAL	0- 0	0- 0	0- 0				
0- 0	0- 0	0- 0	CONFERENCE	0- 0	0- 0	0- 0				
0- 0	0- 0	0- 0	HOME	0- 0	0- 0	0- 0				
0- 0	0- 0	0- 0	AWAY	0- 0	0- 0	0- 0				
0- 0	0- 0	0- 0	NEUTRAL	0- 0	0- 0	0- 0				

RPI 1-25				RPI 26-50				RPI 51-100				RPI 101+				Team's RPI: 202	
RPI	S	Opponent	Score	RPI	S	Opponent	Score	RPI	S	Opponent	Score	RPI	S	Opponent	Score		
10	N	North Carolina	45 81	29	N	Stanford	45 88					157	A	Hawaii	58 72		
				36	A	Texas A&M	41 59					184	A	TCU	50 56		
												226	A	Stephen F. Austin	73 83		
												228	A	Houston	61 56		
												269	A	Rice	58 70		
												309	A	UTEP	48 86		
												324	A	Sam Houston St.	70 53		
LAST 12 Division I GAMES:																	
				324	A	Sam Houston St.	70 53					157	A	Hawaii	58 72		
				184	A	TCU	50 56					309	A	UTEP	48 86		
				228	A	Houston	61 56					226	A	Stephen F. Austin	73 83		
				29	N	Stanford	45 88					269	A	Rice	58 70		
				10	N	North Carolina	45 81										
				36	A	Texas A&M	41 59										

Non-Div I Games: Schreiner 90 38

Prairie View

Presbyterian

Through Games Of Dec. 21, 2014

Average RPI Win:	293	WON-LOST	WINNING	LAST 10	STRENGTH OF	OPP. STRENGTH	TEAM	ADJ.	CONF.	ADJ CONF.
Average RPI Loss:	141	RECORD	PCT. RANK	GAMES	SCHEDULE	OF SCHEDULE	RPI	RPI	RPI	RPI
DIV. I ONLY	4- 5	186	4- 4	198	318	169	169	30	30	
DIV. I NON-CONF.	3- 4	193	3- 4	157	324	133	133	30	30	
TOTALS	RPI 1-25	RPI 26-50	W-L RECORDS	RPI 51-100	RPI 101-150	RPI 150+				
4- 5	0- 0	0- 0	OVERALL	0- 1	0- 3	4- 1				
2- 0	0- 0	0- 0	HOME	0- 0	0- 0	2- 0				
2- 5	0- 0	0- 0	AWAY	0- 1	0- 3	2- 1				
0- 0	0- 0	0- 0	NEUTRAL	0- 0	0- 0	0- 0				
3- 4	0- 0	0- 0	NON-CONFERENCE	0- 1	0- 2	3- 1				
1- 0	0- 0	0- 0	HOME	0- 0	0- 0	1- 0				
2- 4	0- 0	0- 0	AWAY	0- 1	0- 2	2- 1				
0- 0	0- 0	0- 0	NEUTRAL	0- 0	0- 0	0- 0				
1- 1	0- 0	0- 0	CONFERENCE	0- 0	0- 1	1- 0				
1- 0	0- 0	0- 0	HOME	0- 0	0- 0	1- 0				
0- 1	0- 0	0- 0	AWAY	0- 0	0- 1	0- 0				
0- 0	0- 0	0- 0	NEUTRAL	0- 0	0- 0	0- 0				

RPI 1-25			RPI 26-50			RPI 51-100			RPI 101+			Team's RPI: 169
RPI	S	Opponent	Score	RPI	S	Opponent	Score	RPI	S	Opponent	Score	
						93 A Old Dominion	26 41			113 A VCU	36 55	
										140 A Xavier	43 45	
										150 A High Point	49 54	
										208 A Charlotte	50 66	
										271 A Western Caro.	51 44	
										282 H South Carolina St.	46 33	
										294 H Gardner-Webb	55 50	
										325 A N.C. Central	45 33	
LAST 12 Division I GAMES:												
282	H	South Carolina St.	46 33	325	A	N.C. Central	45 33					
140	A	Xavier	43 45	208	A	Charlotte	50 66					
271	A	Western Caro.	51 44	150	A	High Point	49 54					
113	A	VCU	36 55	294	H	Gardner-Webb	55 50					
93	A	Old Dominion	26 41									

Non-Div I Games: Southern Wesleyan 81 50 Allen 120 45

Presbyterian

Loss, Non-Conf, S Site, H Home A Away N Neutral

Average RPI Win:	156	WON-LOST	WINNING	LAST 10	STRENGTH OF	OPP. STRENGTH	TEAM	ADJ.	CONF.	ADJ CONF.
Average RPI Loss:	0	RECORD	PCT. RANK	GAMES	SCHEDULE	OF SCHEDULE	RPI	RPI	RPI	RPI
DIV. I ONLY	13- 0	1	10- 0	154	31	16	16	12	12	
DIV. I NON-CONF.	13- 0	1	12- 0	161	31	16	16	12	12	
TOTALS	RPI 1-25	RPI 26-50	W-L RECORDS	RPI 51-100	RPI 101-150	RPI 150+				
13- 0	2- 0	0- 0	OVERALL	2- 0	2- 0	7- 0				
4- 0	0- 0	0- 0	HOME	1- 0	0- 0	3- 0				
6- 0	2- 0	0- 0	AWAY	1- 0	2- 0	1- 0				
3- 0	0- 0	0- 0	NEUTRAL	0- 0	0- 0	3- 0				
13- 0	2- 0	0- 0	NON-CONFERENCE	2- 0	2- 0	7- 0				
4- 0	0- 0	0- 0	HOME	1- 0	0- 0	3- 0				
6- 0	2- 0	0- 0	AWAY	1- 0	2- 0	1- 0				
3- 0	0- 0	0- 0	NEUTRAL	0- 0	0- 0	3- 0				
0- 0	0- 0	0- 0	CONFERENCE	0- 0	0- 0	0- 0				
0- 0	0- 0	0- 0	HOME	0- 0	0- 0	0- 0				
0- 0	0- 0	0- 0	AWAY	0- 0	0- 0	0- 0				
0- 0	0- 0	0- 0	NEUTRAL	0- 0	0- 0	0- 0				

RPI	S	Opponent	Score	RPI	S	Opponent	Score	RPI	S	Opponent	Score	RPI	S	Opponent	Score
21	A	Michigan	85 55					75	H	Drexel	59 43	114	A	Duquesne	79 62
23	A	Pittsburgh	59 43					87	A	American	63 56	147	A	Delaware	87 59
												176	A	Monmouth	84 53
												187	N	Wake Forest	72 55
												206	N	Montana	80 55
												208	N	Charlotte	73 43
												214	H	Portland St.	104 33
												281	H	Georgetown	83 54
												283	H	Binghamton	96 58
LAST 12 Division I GAMES:															
176	A	Monmouth	84 53	214	H	Portland St.	104 33	147	A	Delaware	87 59	283	H	Binghamton	96 58
206	N	Montana	80 55	281	H	Georgetown	83 54	21	A	Michigan	85 55	208	N	Charlotte	73 43
187	N	Wake Forest	72 55	283	H	Binghamton	96 58	21	A	Michigan	85 55	208	N	Charlotte	73 43
87	A	American	63 56	21	A	Michigan	85 55	281	H	Georgetown	83 54	208	N	Charlotte	73 43
75	H	Drexel	59 43	281	H	Georgetown	83 54	208	N	Charlotte	73 43				
114	A	Duquesne	79 62	208	N	Charlotte	73 43								

Non-Div I Games:

Princeton

Providence

Through Games Of Dec. 21, 2014

Average RPI Win:	178	WON-LOST	WINNING	LAST 10	STRENGTH OF	OPP. STRENGTH	TEAM	ADJ.	CONF.	ADJ CONF.
Average RPI Loss:	113	RECORD	PCT. RANK	GAMES	SCHEDULE	OF SCHEDULE	RPI	RPI	RPI	RPI
DIV. I ONLY	4- 7	223	4- 6	102	119	196	196	8	8	
DIV. I NON-CONF.	3- 7	251	3- 7	81	119	210	210	8	8	
TOTALS	RPI 1-25	RPI 26-50	W-L RECORDS	RPI 51-100	RPI 101-150	RPI 150+				
4- 7	0- 1	0- 1	OVERALL	0- 0	2- 2	2- 3				
4- 2	0- 0	0- 0	HOME	0- 0	2- 1	2- 1				
0- 5	0- 1	0- 1	AWAY	0- 0	0- 1	0- 2				
0- 0	0- 0	0- 0	NEUTRAL	0- 0	0- 0	0- 0				
3- 7	0- 1	0- 1	NON-CONFERENCE	0- 0	2- 2	1- 3				
3- 2	0- 0	0- 0	HOME	0- 0	2- 1	1- 1				
0- 5	0- 1	0- 1	AWAY	0- 0	0- 1	0- 2				
0- 0	0- 0	0- 0	NEUTRAL	0- 0	0- 0	0- 0				
1- 0	0- 0	0- 0	CONFERENCE	0- 0	0- 0	1- 0				
1- 0	0- 0	0- 0	HOME	0- 0	0- 0	1- 0				
0- 0	0- 0	0- 0	AWAY	0- 0	0- 0	0- 0				
0- 0	0- 0	0- 0	NEUTRAL	0- 0	0- 0	0- 0				

RPI 1-25				RPI 26-50				RPI 51-100				RPI 101+ Team's RPI: 196			
RPI	S	Opponent	Score	RPI	S	Opponent	Score	RPI	S	Opponent	Score	RPI	S	Opponent	Score
13	A	Dayton	56 72	39	A	FGCU	58 68					114	H	Duquesne	67 56
												116	H	Rhode Island	56 63
												127	A	Hartford	54 57
												144	H	UMass Lowell	66 54
												158	A	Bryant	80 90
												160	A	Richmond	59 75
												180	H	Virginia Tech	69 72
												211	H	Villanova	51 49
												243	H	Brown	78 69
LAST 12 Division I GAMES:															
114	H	Duquesne	67 56	39	A	FGCU	58 68	116	H	Rhode Island	56 63	211	H	Villanova	51 49
180	H	Virginia Tech	69 72	144	H	UMass Lowell	66 54	158	A	Bryant	80 90	13	A	Dayton	56 72
127	A	Hartford	54 57	243	H	Brown	78 69								
243	H	Brown	78 69	160	A	Richmond	59 75								

Non-Div I Games:

Providence

Average RPI Win:	174	WON-LOST	WINNING	LAST 10	STRENGTH OF	OPP. STRENGTH	TEAM	ADJ.	CONF.	ADJ CONF.
Average RPI Loss:	18	RECORD	PCT. RANK	GAMES	SCHEDULE	OF SCHEDULE	RPI	RPI	RPI	RPI
DIV. I ONLY	7- 4	101	6- 4	17	63	52	52	1	1	
DIV. I NON-CONF.	7- 4	102	7- 4	19	64	54	54	1	1	
TOTALS	RPI 1-25	RPI 26-50	W-L RECORDS	RPI 51-100	RPI 101-150	RPI 150+				
7- 4	0- 3	0- 1	OVERALL	3- 0	0- 0	4- 0				
5- 2	0- 1	0- 1	HOME	2- 0	0- 0	3- 0				
1- 1	0- 1	0- 0	AWAY	0- 0	0- 0	1- 0				
1- 1	0- 1	0- 0	NEUTRAL	1- 0	0- 0	0- 0				
7- 4	0- 3	0- 1	NON-CONFERENCE	3- 0	0- 0	4- 0				
5- 2	0- 1	0- 1	HOME	2- 0	0- 0	3- 0				
1- 1	0- 1	0- 0	AWAY	0- 0	0- 0	1- 0				
1- 1	0- 1	0- 0	NEUTRAL	1- 0	0- 0	0- 0				
0- 0	0- 0	0- 0	CONFERENCE	0- 0	0- 0	0- 0				
0- 0	0- 0	0- 0	HOME	0- 0	0- 0	0- 0				
0- 0	0- 0	0- 0	AWAY	0- 0	0- 0	0- 0				
0- 0	0- 0	0- 0	NEUTRAL	0- 0	0- 0	0- 0				

RPI 1-25				RPI 26-50				RPI 51-100 Team's RPI: 52				RPI 101+			
RPI	S	Opponent	Score	RPI	S	Opponent	Score	RPI	S	Opponent	Score	RPI	S	Opponent	Score
6	H	Green Bay	78 81	34	H	Florida St.	64 67	60	H	Toledo	66 48	191	A	Ball St.	66 60
13	A	Dayton	61 63					70	N	Texas Tech	69 53	197	H	Wright St.	70 46
19	N	George Washington	59 79					79	H	Kansas	61 48	277	H	UC Irvine	69 44
												344	H	Denver	65 51
LAST 12 Division I GAMES:															
197	H	Wright St.	70 46	277	H	UC Irvine	69 44								
344	H	Denver	65 51	79	H	Kansas	61 48								
60	H	Toledo	66 48	13	A	Dayton	61 63								
6	H	Green Bay	78 81	34	H	Florida St.	64 67								
191	A	Ball St.	66 60	19	N	George Washington	59 79								
				70	N	Texas Tech	69 53								

Non-Div I Games:

Purdue

Quinnipiac

Through Games Of Dec. 21, 2014

Average RPI Win:	132	WON-LOST	WINNING	LAST 10	STRENGTH OF	OPP. STRENGTH	TEAM	ADJ.	CONF.	ADJ CONF.
Average RPI Loss:	66	RECORD	PCT. RANK	GAMES	SCHEDULE	OF SCHEDULE	RPI	RPI	RPI	RPI
DIV. I ONLY	9- 2	36	8- 2	78	40	28	28	20	20	
DIV. I NON-CONF.	7- 2	54	7- 2	44	60	28	28	17	17	
TOTALS	RPI 1-25	RPI 26-50	W-L RECORDS	RPI 51-100	RPI 101-150	RPI 150+				
9- 2	0- 1	0- 0	OVERALL	3- 0	4- 1	2- 0				
5- 0	0- 0	0- 0	HOME	3- 0	1- 0	1- 0				
2- 1	0- 0	0- 0	AWAY	0- 0	2- 0	0- 0				
2- 1	0- 0	0- 0	NEUTRAL	0- 0	1- 1	1- 0				
7- 2	0- 1	0- 0	NON-CONFERENCE	3- 0	2- 1	2- 0				
4- 0	0- 0	0- 0	HOME	3- 0	0- 0	1- 0				
1- 1	0- 1	0- 0	AWAY	0- 0	1- 0	0- 0				
2- 1	0- 0	0- 0	NEUTRAL	0- 0	1- 1	1- 0				
2- 0	0- 0	0- 0	CONFERENCE	0- 0	2- 0	0- 0				
1- 0	0- 0	0- 0	HOME	0- 0	1- 0	0- 0				
1- 0	0- 0	0- 0	AWAY	0- 0	1- 0	0- 0				
0- 0	0- 0	0- 0	NEUTRAL	0- 0	0- 0	0- 0				

RPI 1-25				RPI 26-50		Team's RPI: 28		RPI 51-100				RPI 101+			
RPI	S	Opponent	Score	RPI	S	Opponent	Score	RPI	S	Opponent	Score	RPI	S	Opponent	Score
1	A	Notre Dame	52 112					58	H	Hampton	87 59	127	A	Hartford	70 58
								75	H	Drexel	74 50	128	H	Siena	78 65
								85	H	Albany (NY)	66 62	130	N	Harvard	83 87
												134	A	Fairfield	67 66
												148	N	Alabama	73 66
												161	H	Army	79 64
												275	N	Holy Cross	74 67
LAST 12 Division I GAMES:															
127	A	Hartford	70 58	134	A	Fairfield	67 66								
75	H	Drexel	74 50	128	H	Siena	78 65								
85	H	Albany (NY)	66 62	148	N	Alabama	73 66								
58	H	Hampton	87 59	1	A	Notre Dame	52 112								
161	H	Army	79 64	275	N	Holy Cross	74 67								
				130	N	Harvard	83 87								

Non-Div I Games:

Quinnipiac

Loss, Non-Conf, S Site, H Home A Away N Neutral

Average RPI Win:	256	WON-LOST	WINNING	LAST 10	STRENGTH OF	OPP. STRENGTH	TEAM	ADJ.	CONF.	ADJ CONF.
Average RPI Loss:	128	RECORD	PCT. RANK	GAMES	SCHEDULE	OF SCHEDULE	RPI	RPI	RPI	RPI
DIV. I ONLY	3- 7	251	3- 6	104	275	231	231	30	30	
DIV. I NON-CONF.	3- 5	214	3- 5	78	249	169	169	30	30	
TOTALS	RPI 1-25	RPI 26-50	W-L RECORDS	RPI 51-100	RPI 101-150	RPI 150+				
3- 7	0- 1	0- 0	OVERALL	0- 2	1- 1	2- 3				
2- 4	0- 0	0- 0	HOME	0- 1	0- 1	2- 2				
1- 3	0- 1	0- 0	AWAY	0- 1	1- 0	0- 1				
0- 0	0- 0	0- 0	NEUTRAL	0- 0	0- 0	0- 0				
3- 5	0- 1	0- 0	NON-CONFERENCE	0- 2	1- 0	2- 2				
2- 2	0- 0	0- 0	HOME	0- 1	0- 0	2- 1				
1- 3	0- 1	0- 0	AWAY	0- 1	1- 0	0- 1				
0- 0	0- 0	0- 0	NEUTRAL	0- 0	0- 0	0- 0				
0- 2	0- 0	0- 0	CONFERENCE	0- 0	0- 1	0- 1				
0- 2	0- 0	0- 0	HOME	0- 0	0- 1	0- 1				
0- 0	0- 0	0- 0	AWAY	0- 0	0- 0	0- 0				
0- 0	0- 0	0- 0	NEUTRAL	0- 0	0- 0	0- 0				

RPI 1-25				RPI 26-50				RPI 51-100				RPI 101+ Team's RPI: 231			
RPI	S	Opponent	Score	RPI	S	Opponent	Score	RPI	S	Opponent	Score	RPI	S	Opponent	Score
23	A	Pittsburgh	47 72					54	H	Youngstown St.	44 70	108	H	Liberty	63 72
								89	A	Virginia	47 75	118	A	Appalachian St.	68 67
												162	H	William & Mary	71 81
												180	A	Virginia Tech	60 73
												279	H	Coastal Caro.	42 75
												314	H	Norfolk St.	74 65
												336	H	Wofford	60 59
LAST 12 Division I GAMES:															
180	A	Virginia Tech	60 73	162	H	William & Mary	71 81	118	A	Appalachian St.	68 67	23	A	Pittsburgh	47 72
336	H	Wofford	60 59	54	H	Youngstown St.	44 70	314	H	Norfolk St.	74 65	89	A	Virginia	47 75
279	H	Coastal Caro.	42 75												
108	H	Liberty	63 72												

Non-Div I Games: West Virginia St. 52 58

Radford

Rhode Island

Through Games Of Dec. 21, 2014

Average RPI Win:	212	WON-LOST	WINNING	LAST 10	STRENGTH OF	OPP. STRENGTH	TEAM	ADJ.	CONF.	ADJ CONF.
Average RPI Loss:	158	RECORD	PCT. RANK	GAMES	SCHEDULE	OF SCHEDULE	RPI	RPI	RPI	RPI
DIV. I ONLY	8- 3	64	8- 2	223	195	116	116	6	6	
DIV. I NON-CONF.	8- 3	65	8- 3	226	195	119	119	6	6	
TOTALS	RPI 1-25	RPI 26-50	W-L RECORDS	RPI 51-100	RPI 101-150	RPI 150+				
8- 3	0- 0	0- 0	OVERALL	0- 2	2- 0	6- 1				
3- 2	0- 0	0- 0	HOME	0- 2	1- 0	2- 0				
4- 1	0- 0	0- 0	AWAY	0- 0	1- 0	3- 1				
1- 0	0- 0	0- 0	NEUTRAL	0- 0	0- 0	1- 0				
8- 3	0- 0	0- 0	NON-CONFERENCE	0- 2	2- 0	6- 1				
3- 2	0- 0	0- 0	HOME	0- 2	1- 0	2- 0				
4- 1	0- 0	0- 0	AWAY	0- 0	1- 0	3- 1				
1- 0	0- 0	0- 0	NEUTRAL	0- 0	0- 0	1- 0				
0- 0	0- 0	0- 0	CONFERENCE	0- 0	0- 0	0- 0				
0- 0	0- 0	0- 0	HOME	0- 0	0- 0	0- 0				
0- 0	0- 0	0- 0	AWAY	0- 0	0- 0	0- 0				
0- 0	0- 0	0- 0	NEUTRAL	0- 0	0- 0	0- 0				

RPI 1-25				RPI 26-50				RPI 51-100				RPI 101+				Team's RPI: 116	
RPI	S	Opponent	Score	RPI	S	Opponent	Score	RPI	S	Opponent	Score	RPI	S	Opponent	Score		
								82	H	East Carolina	38	66	141	H	Central Conn. St.	58	46
								97	H	Marshall	45	61	144	A	UMass Lowell	75	66
													158	A	Bryant	60	56
													196	A	Providence	63	56
													243	H	Brown	65	61
													249	N	Towson	60	49
													273	H	Boston U.	56	48
													290	A	LIU Brooklyn	66	49
													295	A	Columbia	69	79
LAST 12 Division I GAMES:																	
				158	A	Bryant	60	56				249	N	Towson	60	49	
				273	H	Boston U.	56	48				295	A	Columbia	69	79	
				196	A	Providence	63	56				144	A	UMass Lowell	75	66	
				141	H	Central Conn. St.	58	46				82	H	East Carolina	38	66	
				243	H	Brown	65	61				97	H	Marshall	45	61	
				290	A	LIU Brooklyn	66	49									

Non-Div I Games:

Rhode Island

■ Loss,
 ■ Non-Conf,
 ■ S Site,
 ■ H Home
 ■ A Away
 N Neutral

Rice

R
i
c
e

Rice

Average RPI Win:	248	WON-LOST	WINNING	LAST 10	STRENGTH OF	OPP. STRENGTH	TEAM	ADJ.	CONF.	ADJ CONF.
Average RPI Loss:	53	RECORD	PCT. RANK	GAMES	SCHEDULE	OF SCHEDULE	RPI	RPI	RPI	RPI
DIV. I ONLY	6- 4	116	1- 1	256	24	160	160	6	6	
DIV. I NON-CONF.	6- 4	116	1- 1	258	24	160	160	6	6	
TOTALS	RPI 1-25	RPI 26-50	W-L RECORDS	RPI 51-100	RPI 101-150	RPI 150+				
6- 4	0- 1	0- 0	OVERALL	0- 3	0- 0	6- 0				
4- 1	0- 0	0- 0	HOME	0- 1	0- 0	4- 0				
2- 1	0- 0	0- 0	AWAY	0- 0	0- 0	2- 0				
0- 2	0- 0	0- 0	NEUTRAL	0- 2	0- 0	0- 0				
6- 4	0- 1	0- 0	NON-CONFERENCE	0- 3	0- 0	6- 0				
4- 1	0- 0	0- 0	HOME	0- 1	0- 0	4- 0				
2- 1	0- 1	0- 0	AWAY	0- 0	0- 0	2- 0				
0- 2	0- 0	0- 0	NEUTRAL	0- 2	0- 0	0- 0				
0- 0	0- 0	0- 0	CONFERENCE	0- 0	0- 0	0- 0				
0- 0	0- 0	0- 0	HOME	0- 0	0- 0	0- 0				
0- 0	0- 0	0- 0	AWAY	0- 0	0- 0	0- 0				
0- 0	0- 0	0- 0	NEUTRAL	0- 0	0- 0	0- 0				

RPI	S	Opponent	Score	RPI	S	Opponent	Score	RPI	S	Opponent	Score	RPI	S	Opponent	Score	Team's RPI: 160
7	A	James Madison	68 79					51	N	Arkansas	55 74	177	A	Eastern Ky.	70 56	
								58	H	Hampton	53 64	187	H	Wake Forest	79 72	
								96	N	Central Mich.	56 61	196	H	Providence	75 59	
												281	H	Georgetown	65 57	
												316	A	UNCW	77 67	
												328	H	Longwood	80 50	
LAST 12 Division I GAMES:																
58	H	Hampton	53 64	7	A	James Madison	68 79	328	H	Longwood	80 50	177	A	Eastern Ky.	70 56	
51	N	Arkansas	55 74					316	A	UNCW	77 67	187	H	Wake Forest	79 72	
96	N	Central Mich.	56 61													
281	H	Georgetown	65 57													
196	H	Providence	75 59													

Non-Div I Games:

Richmond

Average RPI Win:	239	WON-LOST	WINNING	LAST 10	STRENGTH OF	OPP. STRENGTH	TEAM	ADJ.	CONF.	ADJ CONF.
Average RPI Loss:	194	RECORD	PCT. RANK	GAMES	SCHEDULE	OF SCHEDULE	RPI	RPI	RPI	RPI
DIV. I ONLY	3- 8	269	3- 7	286	228	287	287	20	20	
DIV. I NON-CONF.	3- 6	238	3- 6	288	270	267	267	17	17	
TOTALS	RPI 1-25	RPI 26-50	W-L RECORDS	RPI 51-100	RPI 101-150	RPI 150+				
3- 8	0- 0	0- 1	OVERALL	1- 0	0- 2	2- 5				
1- 2	0- 0	0- 0	HOME	0- 0	0- 1	1- 1				
2- 5	0- 0	0- 1	AWAY	1- 0	0- 1	1- 3				
0- 1	0- 0	0- 0	NEUTRAL	0- 0	0- 0	0- 1				
3- 6	0- 0	0- 1	NON-CONFERENCE	1- 0	0- 1	2- 4				
1- 1	0- 0	0- 0	HOME	0- 0	0- 1	1- 0				
2- 4	0- 0	0- 1	AWAY	1- 0	0- 0	1- 3				
0- 1	0- 0	0- 0	NEUTRAL	0- 0	0- 0	0- 1				
0- 2	0- 0	0- 0	CONFERENCE	0- 0	0- 1	0- 1				
0- 1	0- 0	0- 0	HOME	0- 0	0- 0	0- 1				
0- 1	0- 0	0- 0	AWAY	0- 0	0- 1	0- 0				
0- 0	0- 0	0- 0	NEUTRAL	0- 0	0- 0	0- 0				

RPI S	Opponent	Score	RPI S	Opponent	Score	RPI S	Opponent	Score	RPI S	Opponent	Score	Team's RPI: 287
37	A Seton Hall	47 66	93	A Old Dominion	59 56	102	H Lafayette	48 66	131	A Marist	46 60	
						164	H Iona	51 71	249	A Towson	51 53	
						266	A Penn St.	51 85	283	A Binghamton	67 72	
						290	A LIU Brooklyn	59 56	317	N St. Francis Brooklyn	60 71	
						335	H UMBC	67 55				
LAST 12 Division I GAMES:												
283	A Binghamton	67 72	335	H UMBC	67 55	266	A Penn St.	51 85	131	A Marist	46 60	
102	H Lafayette	48 66	290	A LIU Brooklyn	59 56	164	H Iona	51 71				
317	N St. Francis Brooklyn	60 71	93	A Old Dominion	59 56							
249	A Towson	51 53										
37	A Seton Hall	47 66										

Non-Div I Games:

Rider

■ Loss,
■ Non-Conf,
■ S Site,
■ H Home
■ A Away
N Neutral

Average RPI Win:	316	WON-LOST	WINNING	LAST 10	STRENGTH OF	OPP. STRENGTH	TEAM	ADJ.	CONF.	ADJ CONF.
Average RPI Loss:	103	RECORD	PCT. RANK	GAMES	SCHEDULE	OF SCHEDULE	RPI	RPI	RPI	RPI
DIV. I ONLY	2- 8	291	2- 8	63	273	194	194	29	29	
DIV. I NON-CONF.	2- 8	289	2- 8	69	272	197	197	29	29	
TOTALS	RPI 1-25	RPI 26-50	W-L RECORDS	RPI 51-100	RPI 101-150	RPI 150+				
2- 8	0- 1	0- 1	OVERALL	0- 1	0- 3	2- 2				
0- 3	0- 0	0- 0	HOME	0- 1	0- 1	0- 1				
2- 5	0- 1	0- 1	AWAY	0- 0	0- 2	2- 1				
0- 0	0- 0	0- 0	NEUTRAL	0- 0	0- 0	0- 0				
2- 8	0- 1	0- 1	NON-CONFERENCE	0- 1	0- 3	2- 2				
0- 3	0- 0	0- 0	HOME	0- 1	0- 1	0- 1				
2- 5	0- 1	0- 1	AWAY	0- 0	0- 2	2- 1				
0- 0	0- 0	0- 0	NEUTRAL	0- 0	0- 0	0- 0				
0- 0	0- 0	0- 0	CONFERENCE	0- 0	0- 0	0- 0				
0- 0	0- 0	0- 0	HOME	0- 0	0- 0	0- 0				
0- 0	0- 0	0- 0	AWAY	0- 0	0- 0	0- 0				
0- 0	0- 0	0- 0	NEUTRAL	0- 0	0- 0	0- 0				

RPI 1-25				RPI 26-50				RPI 51-100				RPI 101+ Team's RPI: 194			
RPI	S	Opponent	Score	RPI	S	Opponent	Score	RPI	S	Opponent	Score	RPI	S	Opponent	Score
11	A	Iowa	67 85	47	A	Illinois	48 66	54	H	Youngstown St.	65 73	111	A	Hofstra	51 71
												114	H	Duquesne	57 71
												140	A	Xavier	65 70
												172	A	Cornell	59 70
												174	H	La Salle	61 75
												296	A	Coppin St.	75 58
												335	A	UMBC	84 60
LAST 12 Division I GAMES:															
172	A	Cornell	59 70	114	H	Duquesne	57 71								
54	H	Youngstown St.	65 73	111	A	Hofstra	51 71								
47	A	Illinois	48 66	174	H	La Salle	61 75								
11	A	Iowa	67 85	140	A	Xavier	65 70								
				296	A	Coppin St.	75 58								
				335	A	UMBC	84 60								

Non-Div I Games:

Robert Morris

Average RPI Win:	208	WON-LOST	WINNING	LAST 10	STRENGTH OF	OPP. STRENGTH	TEAM	ADJ.	CONF.	ADJ CONF.
Average RPI Loss:	14	RECORD	PCT. RANK	GAMES	SCHEDULE	OF SCHEDULE	RPI	RPI	RPI	RPI
DIV. I ONLY	9- 2	36	8- 2	208	35	78	78	1	1	
DIV. I NON-CONF.	9- 2	36	9- 2	211	35	79	79	1	1	
TOTALS	RPI 1-25	RPI 26-50	W-L RECORDS	RPI 51-100	RPI 101-150	RPI 150+				
9- 2	0- 2	0- 0	OVERALL	1- 0	0- 0	8- 0				
4- 2	0- 2	0- 0	HOME	0- 0	0- 0	4- 0				
5- 0	0- 0	0- 0	AWAY	1- 0	0- 0	4- 0				
0- 0	0- 0	0- 0	NEUTRAL	0- 0	0- 0	0- 0				
9- 2	0- 2	0- 0	NON-CONFERENCE	1- 0	0- 0	8- 0				
4- 2	0- 2	0- 0	HOME	0- 0	0- 0	4- 0				
5- 0	0- 0	0- 0	AWAY	1- 0	0- 0	4- 0				
0- 0	0- 0	0- 0	NEUTRAL	0- 0	0- 0	0- 0				
0- 0	0- 0	0- 0	CONFERENCE	0- 0	0- 0	0- 0				
0- 0	0- 0	0- 0	HOME	0- 0	0- 0	0- 0				
0- 0	0- 0	0- 0	AWAY	0- 0	0- 0	0- 0				
0- 0	0- 0	0- 0	NEUTRAL	0- 0	0- 0	0- 0				

RPI 1-25				RPI 26-50				RPI 51-100 Team's RPI: 78				RPI 101+			
RPI	S	Opponent	Score	RPI	S	Opponent	Score	RPI	S	Opponent	Score	RPI	S	Opponent	Score
10	H	North Carolina	93 96					51	A	Arkansas	64 52	154	H	Saint Joseph's	76 52
18	H	Tennessee	45 55									164	A	Iona	66 58
												199	A	Temple	88 55
												215	A	LSU	64 57
												222	H	Davidson	100 44
												268	H	Northeastern	74 60
												291	H	Colgate	60 44
												308	A	Wagner	81 53
LAST 12 Division I GAMES:															
164	A	Iona	66 58	10	H	North Carolina	93 96	222	H	Davidson	100 44				
18	H	Tennessee	45 55	291	H	Colgate	60 44	308	A	Wagner	81 53				
199	A	Temple	88 55	215	A	LSU	64 57	268	H	Northeastern	74 60				
51	A	Arkansas	64 52												
154	H	Saint Joseph's	76 52												

Non-Div I Games:

Rutgers

S
I
U
E

SIUE				Through Games Of Dec. 21, 2014						
Average RPI Win:	259	WON-LOST	WINNING	LAST 10	STRENGTH OF	OPP. STRENGTH	TEAM	ADJ.	CONF.	ADJ CONF.
Average RPI Loss:	201	RECORD	PCT. RANK	GAMES	SCHEDULE	OF SCHEDULE	RPI	RPI	RPI	RPI
DIV. I ONLY		4- 6	202	4- 6	327	233	276	276	27	27
DIV. I NON-CONF.		4- 6	200	4- 6	329	231	278	278	27	27

TOTALS	RPI 1-25	RPI 26-50		W-L RECORDS		RPI 51-100	RPI 101-150		RPI 150+	
4- 6	0- 0	0- 0		OVERALL		0- 1	1- 1		3- 4	
3- 0	0- 0	0- 0		HOME		0- 0	1- 0		2- 0	
1- 6	0- 0	0- 0		AWAY		0- 1	0- 1		1- 4	
0- 0	0- 0	0- 0		NEUTRAL		0- 0	0- 0		0- 0	
4- 6	0- 0	0- 0		NON-CONFERENCE		0- 1	1- 1		3- 4	
3- 0	0- 0	0- 0		HOME		0- 0	1- 0		2- 0	
1- 6	0- 0	0- 0		AWAY		0- 1	0- 1		1- 4	
0- 0	0- 0	0- 0		NEUTRAL		0- 0	0- 0		0- 0	
0- 0	0- 0	0- 0		CONFERENCE		0- 0	0- 0		0- 0	
0- 0	0- 0	0- 0		HOME		0- 0	0- 0		0- 0	
0- 0	0- 0	0- 0		AWAY		0- 0	0- 0		0- 0	
0- 0	0- 0	0- 0		NEUTRAL		0- 0	0- 0		0- 0	

S
I
U
E

RPI 1-25				RPI 26-50				RPI 51-100				RPI 101+				Team's RPI: 276	
RPI	S	Opponent	Score	RPI	S	Opponent	Score	RPI	S	Opponent	Score	RPI	S	Opponent	Score		
								80	A	Kansas St.	55 81	133	H	Drake	74 60		
												136	A	Ill.-Chicago	52 63		
												163	A	Saint Louis	63 74		
												239	H	Valparaiso	77 65		
												246	A	Missouri St.	69 75		
												257	A	IUPUI	76 87		
												320	A	Omaha	69 54		
												321	A	Northern Ill.	47 69		
												345	H	Air Force	86 51		
LAST 12 Division I GAMES:																	
				239	H	Valparaiso	77 65					257	A	IUPUI	76 87		
				321	A	Northern Ill.	47 69					345	H	Air Force	86 51		
				320	A	Omaha	69 54					133	H	Drake	74 60		
				246	A	Missouri St.	69 75					163	A	Saint Louis	63 74		
				136	A	Ill.-Chicago	52 63					80	A	Kansas St.	55 81		

Non-Div I Games:

SIUE

SMU				STRENGTH OF SCHEDULE	OPP. STRENGTH OF SCHEDULE	TEAM RPI	ADJ. RPI	CONF. RPI	ADJ CONF. RPI
Average RPI Win:	290	WON-LOST RECORD	WINNING PCT. RANK						
Average RPI Loss:	74		LAST 10 GAMES						
DIV. I ONLY	4- 7	223	4- 6	37	260	188	188	9	9
DIV. I NON-CONF.	4- 7	223	4- 7	37	260	189	189	9	9

TOTALS	RPI 1-25		RPI 26-50	W-L RECORDS	RPI 51-100	RPI 101-150		RPI 150+	
4- 7	0- 1		0- 3	OVERALL	0- 1	0- 0		4- 2	
4- 3	0- 0		0- 2	HOME	0- 0	0- 0		4- 1	
0- 2	0- 1		0- 0	AWAY	0- 0	0- 0		0- 1	
0- 2	0- 0		0- 1	NEUTRAL	0- 1	0- 0		0- 0	
4- 7	0- 1		0- 3	NON-CONFERENCE	0- 1	0- 0		4- 2	
4- 3	0- 0		0- 2	HOME	0- 0	0- 0		4- 1	
0- 2	0- 1		0- 0	AWAY	0- 0	0- 0		0- 1	
0- 2	0- 0		0- 1	NEUTRAL	0- 1	0- 0		0- 0	
0- 0	0- 0		0- 0	CONFERENCE	0- 0	0- 0		0- 0	
0- 0	0- 0		0- 0	HOME	0- 0	0- 0		0- 0	
0- 0	0- 0		0- 0	AWAY	0- 0	0- 0		0- 0	
0- 0	0- 0		0- 0	NEUTRAL	0- 0	0- 0		0- 0	

RPI 1-25				RPI 26-50				RPI 51-100				RPI 101+ Team's RPI: 188			
RPI	S	Opponent	Score	RPI	S	Opponent	Score	RPI	S	Opponent	Score	RPI	S	Opponent	Score
4	A	Arizona St.	42 77	30	N	Indiana St.	55 64	57	N	Auburn	43 56	168	H	Northern Colo.	44 57
				36	H	Texas A&M	62 70					175	H	Eastern Wash.	69 53
				40	H	Southern California	57 64					184	A	TCU	63 73
												309	H	UTEP	63 59
												337	H	North Texas	62 55
												339	H	Florida A&M	77 46
LAST 12 Division I GAMES:															
				30	N	Indiana St.	55 64			57	N	Auburn	43 56		
				36	H	Texas A&M	62 70			175	H	Eastern Wash.	69 53		
				4	A	Arizona St.	42 77			184	A	TCU	63 73		
				337	H	North Texas	62 55			309	H	UTEP	63 59		
				40	H	Southern California	57 64			168	H	Northern Colo.	44 57		
				339	H	Florida A&M	77 46								

Non-Div I Games:

SMU

■ Loss,
 ■ Non-Conf,
 ■ S Site,
 ■ H Home
 ■ A Away
 N Neutral

Average RPI Win:	274	WON-LOST	WINNING	LAST 10	STRENGTH OF	OPP. STRENGTH	TEAM	ADJ.	CONF.	ADJ CONF.
Average RPI Loss:	75	RECORD	PCT. RANK	GAMES	SCHEDULE	OF SCHEDULE	RPI	RPI	RPI	RPI
DIV. I ONLY	2- 8	291	2- 8	133	13	241	241	21	21	
DIV. I NON-CONF.	2- 8	289	2- 8	142	13	242	242	21	21	
TOTALS	RPI 1-25	RPI 26-50	W-L RECORDS	RPI 51-100	RPI 101-150	RPI 150+				
2- 8	0- 0	0- 3	OVERALL	0- 3	0- 1	2- 1				
2- 1	0- 0	0- 0	HOME	0- 0	0- 1	2- 0				
0- 7	0- 0	0- 3	AWAY	0- 3	0- 0	0- 1				
0- 0	0- 0	0- 0	NEUTRAL	0- 0	0- 0	0- 0				
2- 8	0- 0	0- 3	NON-CONFERENCE	0- 3	0- 1	2- 1				
2- 1	0- 0	0- 0	HOME	0- 0	0- 1	2- 0				
0- 7	0- 0	0- 3	AWAY	0- 3	0- 0	0- 1				
0- 0	0- 0	0- 0	NEUTRAL	0- 0	0- 0	0- 0				
0- 0	0- 0	0- 0	CONFERENCE	0- 0	0- 0	0- 0				
0- 0	0- 0	0- 0	HOME	0- 0	0- 0	0- 0				
0- 0	0- 0	0- 0	AWAY	0- 0	0- 0	0- 0				
0- 0	0- 0	0- 0	NEUTRAL	0- 0	0- 0	0- 0				

RPI 1-25				RPI 26-50				RPI 51-100				RPI 101+				Team's RPI: 241	
RPI	S	Opponent	Score	RPI	S	Opponent	Score	RPI	S	Opponent	Score	RPI	S	Opponent	Score		
				26	A	California	94 107	59	A	St. Mary's (CA)	91 99	138	H	UC Davis	82 90		
				33	A	Oregon St.	61 109	66	A	CSUN	66 81	151	A	San Diego St.	91 99		
				40	A	Southern California	99 101	84	A	UCLA	83 92	237	H	Utah St.	102 92		
												311	H	New Mexico St.	93 85		
LAST 12 Division I GAMES:																	
				84	A	UCLA	83 92	237	H	Utah St.	102 92						
				33	A	Oregon St.	61 109	40	A	Southern California	99 101						
				26	A	California	94 107	66	A	CSUN	66 81						
				59	A	St. Mary's (CA)	91 99	151	A	San Diego St.	91 99						
				311	H	New Mexico St.	93 85										
				138	H	UC Davis	82 90										

Non-Div I Games:

Sacramento St.

Sacred Heart

Through Games Of Dec. 21, 2014

Average RPI Win:	194	WON-LOST	WINNING	LAST 10	STRENGTH OF	OPP. STRENGTH	TEAM	ADJ.	CONF.	ADJ CONF.
Average RPI Loss:	128	RECORD	PCT. RANK	GAMES	SCHEDULE	OF SCHEDULE	RPI	RPI	RPI	RPI
DIV. I ONLY	4- 5	186	0- 1	209	123	181	181	29	29	
DIV. I NON-CONF.	4- 5	181	0- 1	212	124	181	181	29	29	
TOTALS	RPI 1-25	RPI 26-50	W-L RECORDS	RPI 51-100	RPI 101-150	RPI 150+				
4- 5	0- 0	0- 0	OVERALL	0- 2	1- 2	3- 1				
1- 2	0- 0	0- 0	HOME	0- 1	0- 1	1- 0				
3- 2	0- 0	0- 0	AWAY	0- 0	1- 1	2- 1				
0- 1	0- 0	0- 0	NEUTRAL	0- 1	0- 0	0- 0				
4- 5	0- 0	0- 0	NON-CONFERENCE	0- 2	1- 2	3- 1				
1- 2	0- 0	0- 0	HOME	0- 1	0- 1	1- 0				
3- 2	0- 0	0- 0	AWAY	0- 0	1- 1	2- 1				
0- 1	0- 0	0- 0	NEUTRAL	0- 1	0- 0	0- 0				
0- 0	0- 0	0- 0	CONFERENCE	0- 0	0- 0	0- 0				
0- 0	0- 0	0- 0	HOME	0- 0	0- 0	0- 0				
0- 0	0- 0	0- 0	AWAY	0- 0	0- 0	0- 0				
0- 0	0- 0	0- 0	NEUTRAL	0- 0	0- 0	0- 0				

RPI 1-25			RPI 26-50			RPI 51-100			RPI 101+			Team's RPI: 181
RPI	S	Opponent	Score	RPI	S	Opponent	Score	RPI	S	Opponent	Score	
								69	H	Lehigh	77	85
								75	N	Drexel	54	61
								103	A	Maine	59	58
								127	A	Hartford	63	68
								128	H	Siena	65	75
								164	A	Iona	82	80
								211	A	Villanova	72	49
								243	A	Brown	56	66
								298	H	Vermont	76	66
LAST 12 Division I GAMES:												
243	A	Brown	56	66	75	N	Drexel	54	61			
298	H	Vermont	76	66	211	A	Villanova	72	49			
69	H	Lehigh	77	85	128	H	Siena	65	75			
103	A	Maine	59	58	127	A	Hartford	63	68			
164	A	Iona	82	80								

Non-Div I Games: Bridgeport 84 41

Sacred Heart

■ Loss,
 ■ Non-Conf,
 ■ S Site,
 ■ H Home
 ■ A Away
 N Neutral

Average RPI Win:	279	WON-LOST	WINNING	LAST 10	STRENGTH OF	OPP. STRENGTH	TEAM	ADJ.	CONF.	ADJ CONF.
Average RPI Loss:	152	RECORD	PCT. RANK	GAMES	SCHEDULE	OF SCHEDULE	RPI	RPI	RPI	RPI
DIV. I ONLY	1- 8	326	1- 8	51	323	263	263	29	29	
DIV. I NON-CONF.	1- 8	326	1- 8	55	319	264	264	29	29	
TOTALS	RPI 1-25	RPI 26-50	W-L RECORDS	RPI 51-100	RPI 101-150	RPI 150+				
1- 8	0- 1	0- 1	OVERALL	0- 0	0- 2	1- 4				
0- 5	0- 0	0- 0	HOME	0- 0	0- 1	0- 4				
0- 3	0- 1	0- 1	AWAY	0- 0	0- 1	0- 0				
1- 0	0- 0	0- 0	NEUTRAL	0- 0	0- 0	1- 0				
1- 8	0- 1	0- 1	NON-CONFERENCE	0- 0	0- 2	1- 4				
0- 5	0- 0	0- 0	HOME	0- 0	0- 1	0- 4				
0- 3	0- 1	0- 1	AWAY	0- 0	0- 1	0- 0				
1- 0	0- 0	0- 0	NEUTRAL	0- 0	0- 0	1- 0				
0- 0	0- 0	0- 0	CONFERENCE	0- 0	0- 0	0- 0				
0- 0	0- 0	0- 0	HOME	0- 0	0- 0	0- 0				
0- 0	0- 0	0- 0	AWAY	0- 0	0- 0	0- 0				
0- 0	0- 0	0- 0	NEUTRAL	0- 0	0- 0	0- 0				

RPI 1-25				RPI 26-50				RPI 51-100				RPI 101+ Team's RPI: 263			
RPI	S	Opponent	Score	RPI	S	Opponent	Score	RPI	S	Opponent	Score	RPI	S	Opponent	Score
18	A	Tennessee	44 111	50	A	Ohio St.	97 113					114	A	Duquesne	52 92
												132	H	East Tenn. St.	63 79
												170	H	Buffalo	80 88
												233	H	Bowling Green	62 76
												238	H	Canisius	74 87
												263	H	George Mason	77 86
												279	N	Coastal Caro.	75 72
LAST 12 Division I GAMES:															
279	N	Coastal Caro.	75 72	114	A	Duquesne	52 92								
170	H	Buffalo	80 88	233	H	Bowling Green	62 76								
50	A	Ohio St.	97 113	263	H	George Mason	77 86								
				18	A	Tennessee	44 111								
				238	H	Canisius	74 87								
				132	H	East Tenn. St.	63 79								

Non-Div I Games:

Saint Francis (PA)

Saint Joseph's

Through Games Of Dec. 21, 2014

Average RPI Win:	242	WON-LOST	WINNING	LAST 10	STRENGTH OF	OPP. STRENGTH	TEAM	ADJ.	CONF.	ADJ CONF.
Average RPI Loss:	70	RECORD	PCT. RANK	GAMES	SCHEDULE	OF SCHEDULE	RPI	RPI	RPI	RPI
DIV. I ONLY	3- 7	251	0- 1	47	97	154	154	6	6	
DIV. I NON-CONF.	3- 7	251	0- 1	50	100	155	155	6	6	
TOTALS	RPI 1-25	RPI 26-50	W-L RECORDS	RPI 51-100	RPI 101-150	RPI 150+				
3- 7	0- 1	0- 1	OVERALL	0- 3	0- 2	3- 0				
2- 1	0- 0	0- 0	HOME	0- 1	0- 0	2- 0				
0- 6	0- 1	0- 1	AWAY	0- 2	0- 2	0- 0				
1- 0	0- 0	0- 0	NEUTRAL	0- 0	0- 0	1- 0				
3- 7	0- 1	0- 1	NON-CONFERENCE	0- 3	0- 2	3- 0				
2- 1	0- 0	0- 0	HOME	0- 1	0- 0	2- 0				
0- 6	0- 1	0- 1	AWAY	0- 2	0- 2	0- 0				
1- 0	0- 0	0- 0	NEUTRAL	0- 0	0- 0	1- 0				
0- 0	0- 0	0- 0	CONFERENCE	0- 0	0- 0	0- 0				
0- 0	0- 0	0- 0	HOME	0- 0	0- 0	0- 0				
0- 0	0- 0	0- 0	AWAY	0- 0	0- 0	0- 0				
0- 0	0- 0	0- 0	NEUTRAL	0- 0	0- 0	0- 0				

RPI 1-25				RPI 26-50				RPI 51-100				RPI 101+ Team's RPI: 154			
RPI	S	Opponent	Score	RPI	S	Opponent	Score	RPI	S	Opponent	Score	RPI	S	Opponent	Score
1	A	Notre Dame	50 64	37	A	Seton Hall	60 77	69	H	Lehigh	71 73	108	A	Liberty	75 76
								75	A	Drexel	63 76	122	A	Penn	51 65
								78	A	Rutgers	52 76	199	H	Temple	78 74
												211	H	Villanova	58 54
												317	N	St. Francis Brooklyn	64 42
LAST 12 Division I GAMES:															
37	A	Seton Hall	60 77	69	H	Lehigh	71 73	317	N	St. Francis Brooklyn	64 42				
1	A	Notre Dame	50 64	75	A	Drexel	63 76	108	A	Liberty	75 76				
122	A	Penn	51 65	199	H	Temple	78 74	78	A	Rutgers	52 76				
211	H	Villanova	58 54												

Non-Div I Games:

Saint Joseph's

■ Loss,
 ■ Non-Conf,
 ■ S Site,
 ■ H Home
 ■ A Away
 N Neutral

Saint Louis

Through Games Of Dec. 21, 2014

Average RPI Win:	275	WON-LOST	WINNING	LAST 10	STRENGTH OF	OPP. STRENGTH	TEAM	ADJ.	CONF.	ADJ CONF.
Average RPI Loss:	109	RECORD	PCT. RANK	GAMES	SCHEDULE	OF SCHEDULE	RPI	RPI	RPI	RPI
DIV. I ONLY	4- 6	202	4- 5	109	268	163	163	6	6	
DIV. I NON-CONF.	4- 6	200	4- 6	116	266	163	163	6	6	
TOTALS	RPI 1-25	RPI 26-50	W-L RECORDS	RPI 51-100	RPI 101-150	RPI 150+				
4- 6	0- 0	0- 2	OVERALL	0- 2	0- 0	4- 2				
1- 2	0- 0	0- 1	HOME	0- 0	0- 0	1- 1				
2- 3	0- 0	0- 1	AWAY	0- 2	0- 0	2- 0				
1- 1	0- 0	0- 0	NEUTRAL	0- 0	0- 0	1- 1				
4- 6	0- 0	0- 2	NON-CONFERENCE	0- 2	0- 0	4- 2				
1- 2	0- 0	0- 1	HOME	0- 0	0- 0	1- 1				
2- 3	0- 0	0- 1	AWAY	0- 2	0- 0	2- 0				
1- 1	0- 0	0- 0	NEUTRAL	0- 0	0- 0	1- 1				
0- 0	0- 0	0- 0	CONFERENCE	0- 0	0- 0	0- 0				
0- 0	0- 0	0- 0	HOME	0- 0	0- 0	0- 0				
0- 0	0- 0	0- 0	AWAY	0- 0	0- 0	0- 0				
0- 0	0- 0	0- 0	NEUTRAL	0- 0	0- 0	0- 0				

RPI 1-25				RPI 26-50				RPI 51-100				RPI 101+				Team's RPI: 163	
RPI	S	Opponent	Score	RPI	S	Opponent	Score	RPI	S	Opponent	Score	RPI	S	Opponent	Score		
				30	A	Indiana St.	60 63	53	A	Vanderbilt	57 75	159	H	Mercer	75 80		
				30	H	Indiana St.	58 68	100	A	Missouri	55 74	250	A	Southeast Mo. St.	74 56		
												251	A	Tulsa	63 58		
												276	H	SIUE	74 63		
												284	N	Austin Peay	81 86		
												323	N	Utah Valley	68 66		
LAST 12 Division I GAMES:																	
				323	N	Utah Valley	68 66	53	A	Vanderbilt	57 75						
				284	N	Austin Peay	81 86	250	A	Southeast Mo. St.	74 56						
				30	H	Indiana St.	58 68	276	H	SIUE	74 63						
				100	A	Missouri	55 74	30	A	Indiana St.	60 63						
				251	A	Tulsa	63 58										
				159	H	Mercer	75 80										

Non-Div I Games: Mo.-St. Louis 68 49

Saint Louis

■ Loss,
 ■ Non-Conf,
 ■ S Site,
 ■ Home
 ■ A Away
 N Neutral

SOUTH REGION				THROUGH GAMES OF 2007-11/1011						
Average RPI Win:	0	WON-LOST	WINNING	LAST 10	STRENGTH OF	OPP. STRENGTH	TEAM	ADJ.	CONF.	ADJ CONF.
Average RPI Loss:	219	RECORD	PCT. RANK	GAMES	SCHEDULE	OF SCHEDULE	RPI	RPI	RPI	RPI
DIV. I ONLY	0- 9	337	0- 9	253	340	347	347	20	20	
DIV. I NON-CONF.	0- 7	334	0- 7	235	347	344	344	17	17	

TOTALS	RPI 1-25		RPI 26-50		W-L RECORDS		RPI 51-100		RPI 101-150	RPI 150+
0- 9	0- 0		0- 1		OVERALL		0- 1		0- 0	0- 7
0- 2	0- 0		0- 0		HOME		0- 1		0- 0	0- 1
0- 6	0- 0		0- 0		AWAY		0- 0		0- 0	0- 1
0- 1	0- 0		0- 0		NEUTRAL		0- 0		0- 0	0- 1
0- 7	0- 0		0- 1		NON-CONFERENCE		0- 1		0- 0	0- 5
0- 2	0- 0		0- 0		HOME		0- 1		0- 0	0- 1
0- 4	0- 0		0- 1		AWAY		0- 0		0- 0	0- 3
0- 1	0- 0		0- 0		NEUTRAL		0- 0		0- 0	0- 1
0- 2	0- 0		0- 0		CONFERENCE		0- 0		0- 0	0- 2
0- 0	0- 0		0- 0		HOME		0- 0		0- 0	0- 0
0- 2	0- 0		0- 0		AWAY		0- 0		0- 0	0- 2
0- 0	0- 0		0- 0		NEUTRAL		0- 0		0- 0	0- 0

[illegible]

Non-Div I Games:

Saint Peter's

■ Loss, ■ Non-Conf, S Site, H Home A Away N Neutral

Average RPI Win:	259	WON-LOST	WINNING	LAST 10	STRENGTH OF	OPP. STRENGTH	TEAM	ADJ.	CONF.	ADJ CONF.
Average RPI Loss:	173	RECORD	PCT. RANK	GAMES	SCHEDULE	OF SCHEDULE	RPI	RPI	RPI	RPI
DIV. I ONLY	1- 7	321	1- 7	212	278	324	324	28	28	
DIV. I NON-CONF.	1- 7	318	1- 7	215	277	325	325	28	28	
TOTALS	RPI 1-25	RPI 26-50	W-L RECORDS	RPI 51-100	RPI 101-150	RPI 150+				
1- 7	0- 0	0- 1	OVERALL	0- 1	0- 0	1- 5				
1- 1	0- 0	0- 0	HOME	0- 0	0- 0	1- 1				
0- 4	0- 0	0- 0	AWAY	0- 1	0- 0	0- 3				
0- 2	0- 0	0- 1	NEUTRAL	0- 0	0- 0	0- 1				
1- 7	0- 0	0- 1	NON-CONFERENCE	0- 1	0- 0	1- 5				
1- 1	0- 0	0- 0	HOME	0- 0	0- 0	1- 1				
0- 4	0- 0	0- 0	AWAY	0- 1	0- 0	0- 3				
0- 2	0- 0	0- 1	NEUTRAL	0- 0	0- 0	0- 1				
0- 0	0- 0	0- 0	CONFERENCE	0- 0	0- 0	0- 0				
0- 0	0- 0	0- 0	HOME	0- 0	0- 0	0- 0				
0- 0	0- 0	0- 0	AWAY	0- 0	0- 0	0- 0				
0- 0	0- 0	0- 0	NEUTRAL	0- 0	0- 0	0- 0				

RPI S	Opponent	Score	RPI S	Opponent	Score	RPI S	Opponent	Score	RPI S	Opponent	Score	Team's RPI: 324
40 N	Southern California	67 88	56 A	South Dakota St.	49 60	173 A	La.-Lafayette	46 65	184 A	TCU	55 79	
						202 H	Prairie View	53 70	215 A	LSU	45 71	
						259 H	Texas Southern	61 54	339 N	Florida A&M	67 69	
LAST 12 Division I GAMES:												
40 N	Southern California	67 88	184 A	TCU	55 79	202 H	Prairie View	53 70	173 A	La.-Lafayette	46 65	
56 A	South Dakota St.	49 60	215 A	LSU	45 71	259 H	Texas Southern	61 54	339 N	Florida A&M	67 69	

Non-Div I Games: Wiley 48 65

Sam Houston St.

Average RPI Win:	255	WON-LOST	WINNING	LAST 10	STRENGTH OF	OPP. STRENGTH	TEAM	ADJ.	CONF.	ADJ CONF.
Average RPI Loss:	125	RECORD	PCT. RANK	GAMES	SCHEDULE	OF SCHEDULE	RPI	RPI	RPI	RPI
DIV. I ONLY	6- 6	155	5- 5	237	213	207	207	17	17	
DIV. I NON-CONF.	6- 6	152	6- 6	240	213	212	212	18	18	
TOTALS	RPI 1-25	RPI 26-50	W-L RECORDS	RPI 51-100	RPI 101-150	RPI 150+				
6- 6	0- 1	0- 0	OVERALL	0- 2	0- 0	6- 3				
5- 0	0- 0	0- 0	HOME	0- 0	0- 0	5- 0				
0- 5	0- 1	0- 0	AWAY	0- 1	0- 0	0- 3				
1- 1	0- 0	0- 0	NEUTRAL	0- 1	0- 0	1- 0				
6- 6	0- 1	0- 0	NON-CONFERENCE	0- 2	0- 0	6- 3				
5- 0	0- 0	0- 0	HOME	0- 0	0- 0	5- 0				
0- 5	0- 1	0- 0	AWAY	0- 1	0- 0	0- 3				
1- 1	0- 0	0- 0	NEUTRAL	0- 1	0- 0	1- 0				
0- 0	0- 0	0- 0	CONFERENCE	0- 0	0- 0	0- 0				
0- 0	0- 0	0- 0	HOME	0- 0	0- 0	0- 0				
0- 0	0- 0	0- 0	AWAY	0- 0	0- 0	0- 0				
0- 0	0- 0	0- 0	NEUTRAL	0- 0	0- 0	0- 0				

RPI	S	Opponent	Score	RPI	S	Opponent	Score	RPI	S	Opponent	Score	RPI	S	Opponent	Score	Team's RPI: 207
24	A	Tulane	56 58					57	A	Auburn	41 64	152	A	Memphis	48 64	
								84	N	UCLA	52 71	165	H	North Florida	81 47	
												213	A	Georgia St.	56 61	
												218	A	Troy	67 76	
												225	H	UT Martin	79 75	
												242	H	UAB	70 41	
												266	N	Penn St.	59 56	
												299	H	Alabama St.	56 43	
												334	H	Alabama A&M	61 50	
LAST 12 Division I GAMES:																
299	H	Alabama St.	56 43	57	A	Auburn	41 64									
84	N	UCLA	52 71	242	H	UAB	70 41									
24	A	Tulane	56 58	218	A	Troy	67 76									
165	H	North Florida	81 47	266	N	Penn St.	59 56									
334	H	Alabama A&M	61 50	213	A	Georgia St.	56 61									
152	A	Memphis	48 64	225	H	UT Martin	79 75									

Non-Div I Games:

Samford

■ Loss,
 ■ Non-Conf,
 ■ S Site,
 ■ H Home
 ■ A Away
 N Neutral

Average RPI Win:	201	WON-LOST	WINNING	LAST 10	STRENGTH OF	OPP. STRENGTH	TEAM	ADJ.	CONF.	ADJ CONF.
Average RPI Loss:	15	RECORD	PCT. RANK	GAMES	SCHEDULE	OF SCHEDULE	RPI	RPI	RPI	RPI
DIV. I ONLY	8- 1	28	8- 1	294	50	94	94	7	7	
DIV. I NON-CONF.	8- 1	28	8- 1	297	50	95	95	7	7	
TOTALS	RPI 1-25	RPI 26-50	W-L RECORDS	RPI 51-100	RPI 101-150	RPI 150+				
8- 1	0- 1	0- 0	OVERALL	1- 0	1- 0	6- 0				
4- 1	0- 1	0- 0	HOME	0- 0	1- 0	3- 0				
4- 0	0- 0	0- 0	AWAY	1- 0	0- 0	3- 0				
0- 0	0- 0	0- 0	NEUTRAL	0- 0	0- 0	0- 0				
8- 1	0- 1	0- 0	NON-CONFERENCE	1- 0	1- 0	6- 0				
4- 1	0- 1	0- 0	HOME	0- 0	1- 0	3- 0				
4- 0	0- 0	0- 0	AWAY	1- 0	0- 0	3- 0				
0- 0	0- 0	0- 0	NEUTRAL	0- 0	0- 0	0- 0				
0- 0	0- 0	0- 0	CONFERENCE	0- 0	0- 0	0- 0				
0- 0	0- 0	0- 0	HOME	0- 0	0- 0	0- 0				
0- 0	0- 0	0- 0	AWAY	0- 0	0- 0	0- 0				
0- 0	0- 0	0- 0	NEUTRAL	0- 0	0- 0	0- 0				

RPI 1-25				RPI 26-50				RPI 51-100				Team's RPI: 94		RPI 101+			
RPI	S	Opponent	Score	RPI	S	Opponent	Score	RPI	S	Opponent	Score			RPI	S	Opponent	Score
15	H	Fresno St.	88 93					88	A	Idaho	58 52			123	H	Montana St.	79 64
														151	H	San Diego St.	66 44
														189	H	Dartmouth	78 53
														234	H	Cal St. Fullerton	60 54
														260	A	Seattle	59 54
														277	A	UC Irvine	87 64
														285	A	Weber St.	59 50
LAST 12 Division I GAMES:																	
				277	A	UC Irvine	87 64					285	A	Weber St.	59 50		
				260	A	Seattle	59 54					189	H	Dartmouth	78 53		
				151	H	San Diego St.	66 44					15	H	Fresno St.	88 93		
												123	H	Montana St.	79 64		
												88	A	Idaho	58 52		
												234	H	Cal St. Fullerton	60 54		

Non-Div I Games: Cal St. San Marcos 82 42

San Diego

Average RPI Win:	278	WON-LOST	WINNING	LAST 10	STRENGTH OF	OPP. STRENGTH	TEAM	ADJ.	CONF.	ADJ CONF.
Average RPI Loss:	45	RECORD	PCT. RANK	GAMES	SCHEDULE	OF SCHEDULE	RPI	RPI	RPI	RPI
DIV. I ONLY	3- 7	251	3- 7	23	127	151	151	19	19	
DIV. I NON-CONF.	3- 7	251	3- 7	25	127	152	152	20	20	
TOTALS	RPI 1-25	RPI 26-50	W-L RECORDS	RPI 51-100	RPI 101-150	RPI 150+				
3- 7	0- 3	0- 1	OVERALL	0- 3	0- 0	3- 0				
2- 3	0- 1	0- 1	HOME	0- 1	0- 0	2- 0				
0- 3	0- 1	0- 0	AWAY	0- 2	0- 0	0- 0				
1- 1	0- 1	0- 0	NEUTRAL	0- 0	0- 0	1- 0				
3- 7	0- 3	0- 1	NON-CONFERENCE	0- 3	0- 0	3- 0				
2- 3	0- 1	0- 1	HOME	0- 1	0- 0	2- 0				
0- 3	0- 1	0- 0	AWAY	0- 2	0- 0	0- 0				
1- 1	0- 1	0- 0	NEUTRAL	0- 0	0- 0	1- 0				
0- 0	0- 0	0- 0	CONFERENCE	0- 0	0- 0	0- 0				
0- 0	0- 0	0- 0	HOME	0- 0	0- 0	0- 0				
0- 0	0- 0	0- 0	AWAY	0- 0	0- 0	0- 0				
0- 0	0- 0	0- 0	NEUTRAL	0- 0	0- 0	0- 0				

RPI 1-25				RPI 26-50				RPI 51-100				RPI 101+ Team's RPI: 151			
RPI	S	Opponent	Score	RPI	S	Opponent	Score	RPI	S	Opponent	Score	RPI	S	Opponent	Score
12	A	South Carolina	38 89	27	H	Washington	48 69	66	H	CSUN	54 65	241	H	Sacramento St.	99 91
21	N	Michigan	50 70					71	A	Furman	43 60	252	N	Idaho St.	68 53
25	H	Long Beach St.	62 74					94	A	San Diego	44 66	342	H	UC Santa Barbara	64 58
LAST 12 Division I GAMES:															
66	H	CSUN	54 65	12	A	South Carolina	38 89								
27	H	Washington	48 69	71	A	Furman	43 60								
94	A	San Diego	44 66	25	H	Long Beach St.	62 74								
342	H	UC Santa Barbara	64 58	241	H	Sacramento St.	99 91								
21	N	Michigan	50 70												
252	N	Idaho St.	68 53												

Non-Div I Games:

San Diego St.

San Francisco

Through Games Of Dec. 21, 2014

Average RPI Win:	245	WON-LOST	WINNING	LAST 10	STRENGTH OF	OPP. STRENGTH	TEAM	ADJ.	CONF.	ADJ CONF.
Average RPI Loss:	49	RECORD	PCT. RANK	GAMES	SCHEDULE	OF SCHEDULE	RPI	RPI	RPI	RPI
DIV. I ONLY	7- 2	54	6- 2	285	131	101	101	7	7	
DIV. I NON-CONF.	7- 2	54	7- 2	289	130	105	105	7	7	
TOTALS	RPI 1-25	RPI 26-50	W-L RECORDS	RPI 51-100	RPI 101-150	RPI 150+				
7- 2	0- 1	0- 0	OVERALL	0- 1	2- 0	5- 0				
5- 0	0- 0	0- 0	HOME	0- 0	1- 0	4- 0				
2- 2	0- 1	0- 0	AWAY	0- 1	1- 0	1- 0				
0- 0	0- 0	0- 0	NEUTRAL	0- 0	0- 0	0- 0				
7- 2	0- 1	0- 0	NON-CONFERENCE	0- 1	2- 0	5- 0				
5- 0	0- 0	0- 0	HOME	0- 0	1- 0	4- 0				
2- 2	0- 1	0- 0	AWAY	0- 1	1- 0	1- 0				
0- 0	0- 0	0- 0	NEUTRAL	0- 0	0- 0	0- 0				
0- 0	0- 0	0- 0	CONFERENCE	0- 0	0- 0	0- 0				
0- 0	0- 0	0- 0	HOME	0- 0	0- 0	0- 0				
0- 0	0- 0	0- 0	AWAY	0- 0	0- 0	0- 0				
0- 0	0- 0	0- 0	NEUTRAL	0- 0	0- 0	0- 0				

RPI 1-25				RPI 26-50				RPI 51-100				RPI 101+ Team's RPI: 101			
RPI	S	Opponent	Score	RPI	S	Opponent	Score	RPI	S	Opponent	Score	RPI	S	Opponent	Score
25	A	Long Beach St.	58 70					73	A	UC Riverside	53 66	138	A	UC Davis	73 70
												145	H	San Jose St.	77 62
												216	H	Nevada	63 48
												260	A	Seattle	67 56
												295	H	Columbia	70 65
												323	H	Utah Valley	69 50
												337	H	North Texas	60 42
LAST 12 Division I GAMES:															
260	A	Seattle	67 56	145	H	San Jose St.	77 62								
25	A	Long Beach St.	58 70	337	H	North Texas	60 42								
138	A	UC Davis	73 70	295	H	Columbia	70 65								
323	H	Utah Valley	69 50												
216	H	Nevada	63 48												
73	A	UC Riverside	53 66												

Non-Div I Games: Cal St. Monterey Ba85 48 Sonoma St. 83 42

San Francisco

■ Loss,
 ■ Non-Conf,
 ■ S Site,
 ■ Home
 ■ A Away
 N Neutral

Average RPI Win:	253	WON-LOST	WINNING	LAST 10	STRENGTH OF	OPP. STRENGTH	TEAM	ADJ.	CONF.	ADJ CONF.
Average RPI Loss:	98	RECORD	PCT. RANK	GAMES	SCHEDULE	OF SCHEDULE	RPI	RPI	RPI	RPI
DIV. I ONLY	4- 5	186	4- 5	201	89	145	145	19	19	
DIV. I NON-CONF.	4- 5	181	4- 5	203	88	145	145	20	20	
TOTALS	RPI 1-25	RPI 26-50	W-L RECORDS	RPI 51-100	RPI 101-150	RPI 150+				
4- 5	0- 0	0- 1	OVERALL	0- 2	1- 1	3- 1				
2- 0	0- 0	0- 0	HOME	0- 0	1- 0	1- 0				
1- 5	0- 0	0- 1	AWAY	0- 2	0- 1	1- 1				
1- 0	0- 0	0- 0	NEUTRAL	0- 0	0- 0	1- 0				
4- 5	0- 0	0- 1	NON-CONFERENCE	0- 2	1- 1	3- 1				
2- 0	0- 0	0- 0	HOME	0- 0	1- 0	1- 0				
1- 5	0- 0	0- 1	AWAY	0- 2	0- 1	1- 1				
1- 0	0- 0	0- 0	NEUTRAL	0- 0	0- 0	1- 0				
0- 0	0- 0	0- 0	CONFERENCE	0- 0	0- 0	0- 0				
0- 0	0- 0	0- 0	HOME	0- 0	0- 0	0- 0				
0- 0	0- 0	0- 0	AWAY	0- 0	0- 0	0- 0				
0- 0	0- 0	0- 0	NEUTRAL	0- 0	0- 0	0- 0				

RPI 1-25				RPI 26-50				RPI 51-100				RPI 101+ Team's RPI: 145			
RPI	S	Opponent	Score	RPI	S	Opponent	Score	RPI	S	Opponent	Score	RPI	S	Opponent	Score
				26	A	California	87 110	65	A	Colorado	89 97	101	A	San Francisco	62 77
								73	A	UC Riverside	80 100	138	H	UC Davis	89 75
												223	A	Utah	87 100
												277	A	UC Irvine	91 65
												295	H	Columbia	119 76
												303	N	Cincinnati	79 54
LAST 12 Division I GAMES:															
				277	A	UC Irvine	91 65	101	A	San Francisco	62 77				
				73	A	UC Riverside	80 100	138	H	UC Davis	89 75				
				295	H	Columbia	119 76	65	A	Colorado	89 97				
				223	A	Utah	87 100	303	N	Cincinnati	79 54				
								26	A	California	87 110				

Non-Div I Games: Southern Ore. 110 91

San Jose St.

Through Games Of Dec. 21, 2014

RPI 1-25				RPI 26-50				RPI 51-100				RPI 101+				Team's RPI: 210	
RPI	S	Opponent	Score	RPI	S	Opponent	Score	RPI	S	Opponent	Score	RPI	S	Opponent	Score		
				29	A	Stanford	43 82	73	A	UC Riverside	69 80	138	N	UC Davis	79 76		
												193	A	Oregon	88 92		
												215	N	LSU	69 67		
												265	H	Cal Poly	73 79		
												342	A	UC Santa Barbara	47 33		
												345	A	Air Force	85 64		
LAST 12 Division I GAMES:																	
				345	A	Air Force	85 64	29	A	Stanford	43 82						
				193	A	Oregon	88 92	138	N	UC Davis	79 76						
								265	H	Cal Poly	73 79						
								215	N	LSU	69 67						
								342	A	UC Santa Barbara	47 33						
								73	A	UC Riverside	69 80						

Santa Clara

Page 254

Average RPI Win:	233	WON-LOST	WINNING	LAST 10	STRENGTH OF	OPP. STRENGTH	TEAM	ADJ.	CONF.	ADJ CONF.
Average RPI Loss:	83	RECORD	PCT. RANK	GAMES	SCHEDULE	OF SCHEDULE	RPI	RPI	RPI	RPI
DIV. I ONLY	3- 5	217	3- 5	34	210	117	117	32	32	
DIV. I NON-CONF.	3- 4	193	3- 4	4	242	50	50	31	31	
TOTALS	RPI 1-25	RPI 26-50	W-L RECORDS	RPI 51-100	RPI 101-150	RPI 150+				
3- 5	0- 1	0- 1	OVERALL	0- 2	0- 0	3- 1				
2- 1	0- 0	0- 0	HOME	0- 0	0- 0	2- 1				
1- 4	0- 1	0- 1	AWAY	0- 2	0- 0	1- 0				
0- 0	0- 0	0- 0	NEUTRAL	0- 0	0- 0	0- 0				
3- 4	0- 1	0- 1	NON-CONFERENCE	0- 2	0- 0	3- 0				
2- 0	0- 0	0- 0	HOME	0- 0	0- 0	2- 0				
1- 4	0- 1	0- 1	AWAY	0- 2	0- 0	1- 0				
0- 0	0- 0	0- 0	NEUTRAL	0- 0	0- 0	0- 0				
0- 1	0- 0	0- 0	CONFERENCE	0- 0	0- 0	0- 1				
0- 1	0- 0	0- 0	HOME	0- 0	0- 0	0- 1				
0- 0	0- 0	0- 0	AWAY	0- 0	0- 0	0- 0				
0- 0	0- 0	0- 0	NEUTRAL	0- 0	0- 0	0- 0				

RPI 1-25				RPI 26-50				RPI 51-100				RPI 101+ Team's RPI: 117			
RPI	S	Opponent	Score	RPI	S	Opponent	Score	RPI	S	Opponent	Score	RPI	S	Opponent	Score
12	A	South Carolina	49 111	34	A	Florida St.	51 97	51	A	Arkansas	46 75	182	H	Florida	68 58
								57	A	Auburn	56 62	218	A	Troy	83 80
												261	H	Bethune-Cookman	52 59
												299	H	Alabama St.	71 62
LAST 12 Division I GAMES:															
34	A	Florida St.	51 97	299	H	Alabama St.	71 62	51	A	Arkansas	46 75				
57	A	Auburn	56 62												
12	A	South Carolina	49 111												
261	H	Bethune-Cookman	52 59												
182	H	Florida	68 58												
218	A	Troy	83 80												

Non-Div I Games: Columbia (SC) 106 60

Savannah St.

Average RPI Win:	260	WON-LOST	WINNING	LAST 10	STRENGTH OF	OPP. STRENGTH	TEAM	ADJ.	CONF.	ADJ CONF.
Average RPI Loss:	107	RECORD	PCT. RANK	GAMES	SCHEDULE	OF SCHEDULE	RPI	RPI	RPI	RPI
DIV. I ONLY	2- 9	305	2- 8	88	169	260	260	33	33	
DIV. I NON-CONF.	2- 9	301	2- 9	94	171	262	262	33	33	
TOTALS	RPI 1-25	RPI 26-50	W-L RECORDS	RPI 51-100	RPI 101-150	RPI 150+				
2- 9	0- 1	0- 2	OVERALL	0- 2	0- 2	2- 2				
2- 6	0- 0	0- 1	HOME	0- 2	0- 1	2- 2				
0- 3	0- 1	0- 1	AWAY	0- 0	0- 1	0- 0				
0- 0	0- 0	0- 0	NEUTRAL	0- 0	0- 0	0- 0				
2- 9	0- 1	0- 2	NON-CONFERENCE	0- 2	0- 2	2- 2				
2- 6	0- 0	0- 1	HOME	0- 2	0- 1	2- 2				
0- 3	0- 1	0- 1	AWAY	0- 0	0- 1	0- 0				
0- 0	0- 0	0- 0	NEUTRAL	0- 0	0- 0	0- 0				
0- 0	0- 0	0- 0	CONFERENCE	0- 0	0- 0	0- 0				
0- 0	0- 0	0- 0	HOME	0- 0	0- 0	0- 0				
0- 0	0- 0	0- 0	AWAY	0- 0	0- 0	0- 0				
0- 0	0- 0	0- 0	NEUTRAL	0- 0	0- 0	0- 0				

RPI 1-25				RPI 26-50				RPI 51-100				RPI 101+ Team's RPI: 260			
RPI	S	Opponent	Score	RPI	S	Opponent	Score	RPI	S	Opponent	Score	RPI	S	Opponent	Score
25	A	Long Beach St.	73 85	27	H	Washington	69 102	88	H	Idaho	50 65	101	H	San Francisco	56 67
				45	A	Washington St.	62 82	94	H	San Diego	54 59	123	A	Montana St.	61 74
												206	H	Montana	64 70
												214	H	Portland St.	54 47
												252	H	Idaho St.	55 63
												305	H	Loyola Marymount	62 57
LAST 12 Division I GAMES:															
305	H	Loyola Marymount	62 57	252	H	Idaho St.	55 63								
27	H	Washington	69 102	206	H	Montana	64 70								
88	H	Idaho	50 65	101	H	San Francisco	56 67								
123	A	Montana St.	61 74	94	H	San Diego	54 59								
45	A	Washington St.	62 82	25	A	Long Beach St.	73 85								
214	H	Portland St.	54 47												

Non-Div I Games:

Seattle

Average RPI Win: 168		WON-LOST	WINNING	LAST 10	STRENGTH OF	OPP. STRENGTH	TEAM	ADJ.	CONF.	ADJ CONF.
Average RPI Loss: 31		RECORD	PCT. RANK	GAMES	SCHEDULE	OF SCHEDULE	RPI	RPI	RPI	RPI
DIV. I ONLY		11- 1	8	1- 1	161	99	37	37	8	8
DIV. I NON-CONF.		10- 1	14	1- 1	173	121	40	40	8	8
TOTALS	RPI 1-25	RPI 26-50		W-L RECORDS		RPI 51-100	RPI 101-150	RPI 150+		
11- 1	0- 0	1- 1		OVERALL		2- 0	3- 0	5- 0		
8- 0	0- 0	1- 0		HOME		1- 0	2- 0	4- 0		
3- 1	0- 0	0- 1		AWAY		1- 0	1- 0	1- 0		
0- 0	0- 0	0- 0		NEUTRAL		0- 0	0- 0	0- 0		
10- 1	0- 0	1- 1		NON-CONFERENCE		1- 0	3- 0	5- 0		
8- 0	0- 0	1- 0		HOME		1- 0	2- 0	4- 0		
2- 1	0- 0	0- 1		AWAY		0- 0	1- 0	1- 0		
0- 0	0- 0	0- 0		NEUTRAL		0- 0	0- 0	0- 0		
1- 0	0- 0	0- 0		CONFERENCE		1- 0	0- 0	0- 0		
0- 0	0- 0	0- 0		HOME		0- 0	0- 0	0- 0		
1- 0	0- 0	0- 0		AWAY		1- 0	0- 0	0- 0		
0- 0	0- 0	0- 0		NEUTRAL		0- 0	0- 0	0- 0		

RPI 1-25				RPI 26-50				Team's RPI: 37				RPI 51-100				RPI 101+			
RPI	S	Opponent	Score	RPI	S	Opponent	Score	RPI	S	Opponent	Score	RPI	S	Opponent	Score	RPI	S	Opponent	Score
				31	A	West Virginia	87 89	61	A	Creighton	79 74	102	H	Lafayette	80 63				
				47	H	Illinois	82 72	67	H	Kennesaw St.	77 74	134	H	Fairfield	79 47				
												146	A	Fordham	56 43				
												154	H	Saint Joseph's	77 60				
												240	H	NJIT	74 62				
												266	A	Penn St.	75 70				
												287	H	Rider	66 47				
												347	H	Saint Peter's	75 45				
LAST 12 Division I GAMES:																			
				102	H	Lafayette	80 63	266	A	Penn St.	75 70								
				146	A	Fordham	56 43	31	A	West Virginia	87 89								
				61	A	Creighton	79 74	240	H	NJIT	74 62								
				154	H	Saint Joseph's	77 60	134	H	Fairfield	79 47								
				347	H	Saint Peter's	75 45	47	H	Illinois	82 72								
				67	H	Kennesaw St.	77 74	287	H	Rider	66 47								

Non-Div I Games:

Seton Hall

Loss, Non-Conf, S Site, H Home A Away N Neutral

Average RPI Win:	224	WON-LOST	WINNING	LAST 10	STRENGTH OF	OPP. STRENGTH	TEAM	ADJ.	CONF.	ADJ CONF.
Average RPI Loss:	80	RECORD	PCT. RANK	GAMES	SCHEDULE	OF SCHEDULE	RPI	RPI	RPI	RPI
DIV. I ONLY	5- 4	136	0- 1	173	177	128	128	20	20	
DIV. I NON-CONF.	5- 2	77	0- 1	166	287	98	98	17	17	
TOTALS	RPI 1-25	RPI 26-50	W-L RECORDS	RPI 51-100	RPI 101-150	RPI 150+				
5- 4	0- 0	0- 1	OVERALL	0- 2	1- 1	4- 0				
1- 2	0- 0	0- 0	HOME	0- 1	1- 1	0- 0				
4- 1	0- 0	0- 1	AWAY	0- 0	0- 0	4- 0				
0- 1	0- 0	0- 0	NEUTRAL	0- 1	0- 0	0- 0				
5- 2	0- 0	0- 0	NON-CONFERENCE	0- 2	1- 0	4- 0				
1- 1	0- 0	0- 0	HOME	0- 1	1- 0	0- 0				
4- 0	0- 0	0- 0	AWAY	0- 0	0- 0	4- 0				
0- 1	0- 0	0- 0	NEUTRAL	0- 1	0- 0	0- 0				
0- 2	0- 0	0- 1	CONFERENCE	0- 0	0- 1	0- 0				
0- 1	0- 0	0- 0	HOME	0- 0	0- 1	0- 0				
0- 1	0- 0	0- 1	AWAY	0- 0	0- 0	0- 0				
0- 0	0- 0	0- 0	NEUTRAL	0- 0	0- 0	0- 0				

RPI 1-25			RPI 26-50			RPI 51-100			RPI 101+			Team's RPI: 128
RPI	S	Opponent	Score	RPI	S	Opponent	Score	RPI	S	Opponent	Score	
				28	A	Quinnipiac	65 78	74	N	Akron	74 90	134 H Fairfield 55 60
								85	H	Albany (NY)	57 76	141 H Central Conn. St. 79 57
												170 A Buffalo 58 50
												181 A Sacred Heart 75 65
												283 A Binghamton 62 53
												344 A Denver 78 62
LAST 12 Division I GAMES:												
134	H	Fairfield	55 60	74	N	Akron	74 90					
344	A	Denver	78 62	283	A	Binghamton	62 53					
141	H	Central Conn. St.	79 57	181	A	Sacred Heart	75 65					
170	A	Buffalo	58 50	85	H	Albany (NY)	57 76					
				28	A	Quinnipiac	65 78					

Non-Div I Games:

Siena

Average RPI Win:	299	WON-LOST	WINNING	LAST 10	STRENGTH OF	OPP. STRENGTH	TEAM	ADJ.	CONF.	ADJ CONF.
Average RPI Loss:	189	RECORD	PCT. RANK	GAMES	SCHEDULE	OF SCHEDULE	RPI	RPI	RPI	RPI
DIV. I ONLY	1- 6	318	1- 6	216	333	327	327	22	22	
DIV. I NON-CONF.	1- 6	313	1- 6	219	334	327	327	22	22	
TOTALS	RPI 1-25	RPI 26-50	W-L RECORDS	RPI 51-100	RPI 101-150	RPI 150+				
1- 6	0- 0	0- 1	OVERALL	0- 0	0- 0	1- 5				
1- 2	0- 0	0- 1	HOME	0- 0	0- 0	1- 1				
0- 4	0- 0	0- 0	AWAY	0- 0	0- 0	0- 4				
0- 0	0- 0	0- 0	NEUTRAL	0- 0	0- 0	0- 0				
1- 6	0- 0	0- 1	NON-CONFERENCE	0- 0	0- 0	1- 5				
1- 2	0- 0	0- 1	HOME	0- 0	0- 0	1- 1				
0- 4	0- 0	0- 0	AWAY	0- 0	0- 0	0- 4				
0- 0	0- 0	0- 0	NEUTRAL	0- 0	0- 0	0- 0				
0- 0	0- 0	0- 0	CONFERENCE	0- 0	0- 0	0- 0				
0- 0	0- 0	0- 0	HOME	0- 0	0- 0	0- 0				
0- 0	0- 0	0- 0	AWAY	0- 0	0- 0	0- 0				
0- 0	0- 0	0- 0	NEUTRAL	0- 0	0- 0	0- 0				

RPI S	Opponent	Score	RPI S	Opponent	Score	RPI S	Opponent	Score	RPI S	Opponent	Score	Team's RPI: 327
30	H Indiana St.	53 74							166	A Ole Miss	48 88	
									185	A Nicholls St.	62 66	
									212	H Southern Miss.	53 64	
									242	A UAB	43 73	
									299	H Alabama St.	64 61	
									300	A Tennessee Tech	66 70	
LAST 12 Division I GAMES:												
242	A UAB	43 73	166	A Ole Miss	48 88							
300	A Tennessee Tech	66 70	185	A Nicholls St.	62 66							
			30	H Indiana St.	53 74							
			299	H Alabama St.	64 61							
			212	H Southern Miss.	53 64							

Non-Div I Games: Mobile 71 67 Spring Hill 69 42

South Ala.

South Carolina

Through Games Of Dec. 21, 2014

Average RPI Win:	118	WON-LOST	WINNING	LAST 10	STRENGTH OF	OPP. STRENGTH	TEAM	ADJ.	CONF.	ADJ CONF.
Average RPI Loss:	0	RECORD	PCT. RANK	GAMES	SCHEDULE	OF SCHEDULE	RPI	RPI	RPI	RPI
DIV. I ONLY	12- 0	1	10- 0	143	3	12	12	4	4	
DIV. I NON-CONF.	12- 0	1	12- 0	150	3	12	12	4	4	
TOTALS	RPI 1-25	RPI 26-50	W-L RECORDS	RPI 51-100	RPI 101-150	RPI 150+				
12- 0	1- 0	1- 0	OVERALL	3- 0	4- 0	3- 0				
6- 0	0- 0	1- 0	HOME	0- 0	2- 0	3- 0				
2- 0	1- 0	0- 0	AWAY	1- 0	0- 0	0- 0				
4- 0	0- 0	0- 0	NEUTRAL	2- 0	2- 0	0- 0				
12- 0	1- 0	1- 0	NON-CONFERENCE	3- 0	4- 0	3- 0				
6- 0	0- 0	1- 0	HOME	0- 0	2- 0	3- 0				
2- 0	1- 0	0- 0	AWAY	1- 0	0- 0	0- 0				
4- 0	0- 0	0- 0	NEUTRAL	2- 0	2- 0	0- 0				
0- 0	0- 0	0- 0	CONFERENCE	0- 0	0- 0	0- 0				
0- 0	0- 0	0- 0	HOME	0- 0	0- 0	0- 0				
0- 0	0- 0	0- 0	AWAY	0- 0	0- 0	0- 0				
0- 0	0- 0	0- 0	NEUTRAL	0- 0	0- 0	0- 0				

RPI 1-25				RPI 26-50				RPI 51-100				RPI 101+			
RPI	S	Opponent	Score	RPI	S	Opponent	Score	RPI	S	Opponent	Score	RPI	S	Opponent	Score
8	A	Duke	51 50	40	H	Southern California	70 61	58	A	Hampton	69 49	106	H	Clemson	99 41
								64	N	Syracuse	67 63	108	N	Liberty	84 44
								96	N	Central Mich.	80 45	117	H	Savannah St.	111 49
												137	N	Wisconsin	67 44
												151	H	San Diego St.	89 38
												208	H	Charlotte	82 61
												325	H	N.C. Central	90 26
LAST 12 Division I GAMES:															
		96	N	Central Mich.	80	45				108	N	Liberty	84	44	
		58	A	Hampton	69	49				64	N	Syracuse	67	63	
		117	H	Savannah St.	111	49				137	N	Wisconsin	67	44	
		8	A	Duke	51	50				151	H	San Diego St.	89	38	
		208	H	Charlotte	82	61				106	H	Clemson	99	41	
		325	H	N.C. Central	90	26				40	H	Southern California	70	61	

Non-Div I Games:

South Carolina

Loss, Non-Conf, S Site, H Home A Away N Neutral

Season Carolina Bait				Through Games Of 2007-11/10/11						
Average RPI Win:	245	WON-LOST	WINNING	LAST 10	STRENGTH OF	OPP. STRENGTH	TEAM	ADJ.	CONF.	ADJ CONF.
Average RPI Loss:	217	RECORD	PCT. RANK	GAMES	SCHEDULE	OF SCHEDULE	RPI	RPI	RPI	RPI
DIV. I ONLY	5- 4	136	5- 3	337	294	282	282	32	32	
DIV. I NON-CONF.	4- 3	136	4- 3	310	274	204	204	31	31	
TOTALS	RPI 1-25	RPI 26-50	W-L RECORDS	RPI 51-100	RPI 101-150	RPI 150+				
5- 4	0- 0	0- 0	OVERALL	0- 0	1- 1	4- 3				
4- 1	0- 0	0- 0	HOME	0- 0	1- 0	3- 1				
1- 3	0- 0	0- 0	AWAY	0- 0	0- 1	1- 2				
0- 0	0- 0	0- 0	NEUTRAL	0- 0	0- 0	0- 0				
4- 3	0- 0	0- 0	NON-CONFERENCE	0- 0	1- 1	3- 2				
3- 0	0- 0	0- 0	HOME	0- 0	1- 0	2- 0				
1- 3	0- 0	0- 0	AWAY	0- 0	0- 1	1- 2				
0- 0	0- 0	0- 0	NEUTRAL	0- 0	0- 0	0- 0				
1- 1	0- 0	0- 0	CONFERENCE	0- 0	0- 0	1- 1				
1- 1	0- 0	0- 0	HOME	0- 0	0- 0	1- 1				
0- 0	0- 0	0- 0	AWAY	0- 0	0- 0	0- 0				
0- 0	0- 0	0- 0	NEUTRAL	0- 0	0- 0	0- 0				

RPI 1-25				RPI 26-50				RPI 51-100				RPI 101+				Team's RPI: 282	
RPI	S	Opponent	Score	RPI	S	Opponent	Score	RPI	S	Opponent	Score	RPI	S	Opponent	Score		
												106	A	Clemson	57	66	
												129	H	Jacksonville St.	55	52	
												167	H	USC Upstate	60	50	
												169	A	Presbyterian	33	46	
												254	A	UNC Greensboro	50	70	
												261	H	Bethune-Cookman	68	61	
												334	H	Alabama A&M	69	62	
												336	A	Wofford	59	53	
												339	H	Florida A&M	50	55	
LAST 12 Division I GAMES:																	
				129	H	Jacksonville St.	55 52	106	A	Clemson	57	66					
				334	H	Alabama A&M	69 62	167	H	USC Upstate	60	50					
				254	A	UNC Greensboro	50 70	169	A	Presbyterian	33	46					
				261	H	Bethune-Cookman	68 61										
				339	H	Florida A&M	50 55										
				336	A	Wofford	59 53										

Non-Div I Games:	Columbia (SC)	97	55	Allen	103	55
------------------	---------------	----	----	-------	-----	----

South Carolina St.

■ Loss, ■ Non-Conf, S Site, H Home A Away N Neutral

South Dakota

Through Games Of Dec. 21, 2014

Average RPI Win:	186	WON-LOST	WINNING	LAST 10	STRENGTH OF	OPP. STRENGTH	TEAM	ADJ.	CONF.	ADJ CONF.
Average RPI Loss:	53	RECORD	PCT. RANK	GAMES	SCHEDULE	OF SCHEDULE	RPI	RPI	RPI	RPI
DIV. I ONLY	8- 2	49	7- 2	215	39	62	62	25	25	
DIV. I NON-CONF.	8- 2	48	8- 2	218	39	63	63	25	25	
TOTALS	RPI 1-25	RPI 26-50	W-L RECORDS	RPI 51-100	RPI 101-150	RPI 150+				
8- 2	0- 0	0- 1	OVERALL	1- 1	2- 0	5- 0				
5- 0	0- 0	0- 0	HOME	1- 0	1- 0	3- 0				
3- 2	0- 0	0- 1	AWAY	0- 1	1- 0	2- 0				
0- 0	0- 0	0- 0	NEUTRAL	0- 0	0- 0	0- 0				
8- 2	0- 0	0- 1	NON-CONFERENCE	1- 1	2- 0	5- 0				
5- 0	0- 0	0- 0	HOME	1- 0	1- 0	3- 0				
3- 2	0- 0	0- 1	AWAY	0- 1	1- 0	2- 0				
0- 0	0- 0	0- 0	NEUTRAL	0- 0	0- 0	0- 0				
0- 0	0- 0	0- 0	CONFERENCE	0- 0	0- 0	0- 0				
0- 0	0- 0	0- 0	HOME	0- 0	0- 0	0- 0				
0- 0	0- 0	0- 0	AWAY	0- 0	0- 0	0- 0				
0- 0	0- 0	0- 0	NEUTRAL	0- 0	0- 0	0- 0				

RPI 1-25				RPI 26-50				RPI 51-100				Team's RPI: 62		RPI 101+			
RPI	S	Opponent	Score	RPI	S	Opponent	Score	RPI	S	Opponent	Score			RPI	S	Opponent	Score
				27	A	Washington	82 96	79	A	Kansas	60 68			110	H	UNI	85 77
								98	H	North Dakota	86 81			133	A	Drake	83 78
														183	A	Marquette	69 65
														214	A	Portland St.	86 57
														234	H	Cal St. Fullerton	86 50
														239	H	Valparaiso	81 62
														277	H	UC Irvine	96 52
LAST 12 Division I GAMES:																	
				183	A	Marquette	69 65	98	H	North Dakota	86 81						
				277	H	UC Irvine	96 52	239	H	Valparaiso	81 62						
				27	A	Washington	82 96	234	H	Cal St. Fullerton	86 50						
				214	A	Portland St.	86 57	110	H	UNI	85 77						
				79	A	Kansas	60 68										
				133	A	Drake	83 78										

Non-Div I Games: St. Mary (KS) 115 51

South Dakota

Loss, Non-Conf, S Site, H Home A Away N Neutral

Average RPI Win:	162	WON-LOST	WINNING	LAST 10	STRENGTH OF	OPP. STRENGTH	TEAM	ADJ.	CONF.	ADJ CONF.
Average RPI Loss:	76	RECORD	PCT. RANK	GAMES	SCHEDULE	OF SCHEDULE	RPI	RPI	RPI	RPI
DIV. I ONLY	8- 4	90	1- 0	65	48	56	56	25	25	
DIV. I NON-CONF.	8- 4	91	1- 0	71	48	59	59	25	25	
TOTALS	RPI 1-25	RPI 26-50	W-L RECORDS	RPI 51-100	RPI 101-150	RPI 150+				
8- 4	1- 1	1- 0	OVERALL	2- 1	0- 2	4- 0				
4- 2	1- 1	1- 0	HOME	1- 1	0- 0	1- 0				
3- 2	0- 0	0- 0	AWAY	1- 0	0- 2	2- 0				
1- 0	0- 0	0- 0	NEUTRAL	0- 0	0- 0	1- 0				
8- 4	1- 1	1- 0	NON-CONFERENCE	2- 1	0- 2	4- 0				
4- 2	1- 1	1- 0	HOME	1- 1	0- 0	1- 0				
3- 2	0- 0	0- 0	AWAY	1- 0	0- 2	2- 0				
1- 0	0- 0	0- 0	NEUTRAL	0- 0	0- 0	1- 0				
0- 0	0- 0	0- 0	CONFERENCE	0- 0	0- 0	0- 0				
0- 0	0- 0	0- 0	HOME	0- 0	0- 0	0- 0				
0- 0	0- 0	0- 0	AWAY	0- 0	0- 0	0- 0				
0- 0	0- 0	0- 0	NEUTRAL	0- 0	0- 0	0- 0				

RPI 1-25				RPI 26-50				RPI 51-100 Team's RPI: 56				RPI 101+			
RPI	S	Opponent	Score	RPI	S	Opponent	Score	RPI	S	Opponent	Score	RPI	S	Opponent	Score
6	H	Green Bay	75 77	49	H	UALR	67 42	51	A	Arkansas	80 75	107	A	DePaul	62 84
22	H	Middle Tenn.	65 61					61	H	Creighton	81 88	131	A	Marist	64 82
								91	H	BYU	75 65	168	A	Northern Colo.	71 48
												270	A	UNLV	65 59
												321	N	Northern Ill.	55 42
												324	H	Sam Houston St.	60 49
LAST 12 Division I GAMES:															
		51	A	Arkansas	80	75				270	A	UNLV	65	59	
		321	N	Northern Ill.	55	42				131	A	Marist	64	82	
		324	H	Sam Houston St.	60	49				49	H	UALR	67	42	
		107	A	DePaul	62	84				22	H	Middle Tenn.	65	61	
		61	H	Creighton	81	88				6	H	Green Bay	75	77	
		91	H	BYU	75	65				168	A	Northern Colo.	71	48	

Non-Div I Games:

South Dakota St.

■ Loss,
 ■ Non-Conf, S Site,
 ■ Home
 ■ Away
 N Neutral

Average RPI Win:	163	WON-LOST	WINNING	LAST 10	STRENGTH OF	OPP. STRENGTH	TEAM	ADJ.	CONF.	ADJ CONF.
Average RPI Loss:	25	RECORD	PCT. RANK	GAMES	SCHEDULE	OF SCHEDULE	RPI	RPI	RPI	RPI
DIV. I ONLY	9- 3	59	7- 3	59	69	42	42	9	9	
DIV. I NON-CONF.	9- 3	60	9- 3	64	70	43	43	9	9	
TOTALS	RPI 1-25	RPI 26-50	W-L RECORDS	RPI 51-100	RPI 101-150	RPI 150+				
9- 3	0- 1	2- 2	OVERALL	2- 0	0- 0	5- 0				
4- 1	0- 0	1- 1	HOME	0- 0	0- 0	3- 0				
2- 1	0- 0	0- 1	AWAY	1- 0	0- 0	1- 0				
3- 1	0- 1	1- 0	NEUTRAL	1- 0	0- 0	1- 0				
9- 3	0- 1	2- 2	NON-CONFERENCE	2- 0	0- 0	5- 0				
4- 1	0- 0	1- 1	HOME	0- 0	0- 0	3- 0				
2- 1	0- 0	0- 1	AWAY	1- 0	0- 0	1- 0				
3- 1	0- 1	1- 0	NEUTRAL	1- 0	0- 0	1- 0				
0- 0	0- 0	0- 0	CONFERENCE	0- 0	0- 0	0- 0				
0- 0	0- 0	0- 0	HOME	0- 0	0- 0	0- 0				
0- 0	0- 0	0- 0	AWAY	0- 0	0- 0	0- 0				
0- 0	0- 0	0- 0	NEUTRAL	0- 0	0- 0	0- 0				

RPI 1-25				RPI 26-50				Team's RPI: 42	RPI 51-100				RPI 101+			
RPI	S	Opponent	Score	RPI	S	Opponent	Score		RPI	S	Opponent	Score	RPI	S	Opponent	Score
3	N	Kentucky	57 61	32	H	St. John's (NY)	52 55		77	A	Chattanooga	59 57	168	H	Northern Colo.	84 43
				41	A	Maryland	67 85		83	N	Oklahoma	83 68	211	N	Villanova	57 56
				47	N	Illinois	67 61						224	H	Col. of Charleston	67 47
				48	H	Stetson	78 62						266	A	Penn St.	90 87
													343	H	UNC Asheville	97 53
LAST 12 Division I GAMES:																
				47	N	Illinois	67 61		266	A	Penn St.	90 87				
				83	N	Oklahoma	83 68		168	H	Northern Colo.	84 43				
				343	H	UNC Asheville	97 53		224	H	Col. of Charleston	67 47				
				41	A	Maryland	67 85		32	H	St. John's (NY)	52 55				
				77	A	Chattanooga	59 57		48	H	Stetson	78 62				
				211	N	Villanova	57 56		3	N	Kentucky	57 61				

Non-Div I Games:

South Fla.

■ Loss,
 ■ Non-Conf, S Site,
 ■ Home
 ■ Away
 N Neutral

Average RPI Win:	293	WON-LOST	WINNING	LAST 10	STRENGTH OF	OPP. STRENGTH	TEAM	ADJ.	CONF.	ADJ CONF.
Average RPI Loss:	143	RECORD	PCT. RANK	GAMES	SCHEDULE	OF SCHEDULE	RPI	RPI	RPI	RPI
DIV. I ONLY	5- 6	180	4- 5	311	249	250	250	27	27	
DIV. I NON-CONF.	5- 6	175	5- 6	314	250	251	251	27	27	
TOTALS	RPI 1-25	RPI 26-50	W-L RECORDS	RPI 51-100	RPI 101-150	RPI 150+				
5- 6	0- 0	0- 0	OVERALL	0- 2	0- 1	5- 3				
1- 2	0- 0	0- 0	HOME	0- 0	0- 0	1- 2				
3- 3	0- 0	0- 0	AWAY	0- 1	0- 1	3- 1				
1- 1	0- 0	0- 0	NEUTRAL	0- 1	0- 0	1- 0				
5- 6	0- 0	0- 0	NON-CONFERENCE	0- 2	0- 1	5- 3				
1- 2	0- 0	0- 0	HOME	0- 0	0- 0	1- 2				
3- 3	0- 0	0- 0	AWAY	0- 1	0- 1	3- 1				
1- 1	0- 0	0- 0	NEUTRAL	0- 1	0- 0	1- 0				
0- 0	0- 0	0- 0	CONFERENCE	0- 0	0- 0	0- 0				
0- 0	0- 0	0- 0	HOME	0- 0	0- 0	0- 0				
0- 0	0- 0	0- 0	AWAY	0- 0	0- 0	0- 0				
0- 0	0- 0	0- 0	NEUTRAL	0- 0	0- 0	0- 0				

RPI 1-25			RPI 26-50			RPI 51-100			RPI 101+			Team's RPI: 250
RPI	S	Opponent	Score	RPI	S	Opponent	Score	RPI	S	Opponent	Score	
						88 N Idaho	62 78	112 A Southern Ill.		62 78		
						100 A Missouri	42 88	163 H Saint Louis		56 74		
								166 A Ole Miss		57 58		
								205 N Detroit		61 51		
								230 H Western Ill.		62 79		
								253 A Central Ark.		48 46		
								326 A Bradley		70 65		
								334 H Alabama A&M		66 38		
								346 A UMKC		65 50		
LAST 12 Division I GAMES:												
112	A	Southern Ill.	62 78	88	N	Idaho	62 78					
166	A	Ole Miss	57 58	205	N	Detroit	61 51					
163	H	Saint Louis	56 74	346	A	UMKC	65 50					
100	A	Missouri	42 88	253	A	Central Ark.	48 46					
334	H	Alabama A&M	66 38	230	H	Western Ill.	62 79					
				326	A	Bradley	70 65					

Non-Div I Games: Ill.-Springfield 73 56

Southeast Mo. St.

■ Loss,
 ■ Non-Conf,
 ■ S Site,
 ■ Home
 ■ A Away
 N Neutral

Average RPI Win:	288	WON-LOST	WINNING	LAST 10	STRENGTH OF	OPP. STRENGTH	TEAM	ADJ.	CONF.	ADJ CONF.
Average RPI Loss:	123	RECORD	PCT. RANK	GAMES	SCHEDULE	OF SCHEDULE	RPI	RPI	RPI	RPI
DIV. I ONLY	2- 6	279	2- 6	43	308	217	217	28	28	
DIV. I NON-CONF.	2- 6	277	2- 6	45	307	221	221	28	28	
TOTALS	RPI 1-25	RPI 26-50	W-L RECORDS	RPI 51-100	RPI 101-150	RPI 150+				
2- 6	0- 0	0- 2	OVERALL	0- 1	0- 0	2- 3				
2- 1	0- 0	0- 0	HOME	0- 0	0- 0	2- 1				
0- 5	0- 0	0- 2	AWAY	0- 1	0- 0	0- 2				
0- 0	0- 0	0- 0	NEUTRAL	0- 0	0- 0	0- 0				
2- 6	0- 0	0- 2	NON-CONFERENCE	0- 1	0- 0	2- 3				
2- 1	0- 0	0- 0	HOME	0- 0	0- 0	2- 1				
0- 5	0- 0	0- 2	AWAY	0- 1	0- 0	0- 2				
0- 0	0- 0	0- 0	NEUTRAL	0- 0	0- 0	0- 0				
0- 0	0- 0	0- 0	CONFERENCE	0- 0	0- 0	0- 0				
0- 0	0- 0	0- 0	HOME	0- 0	0- 0	0- 0				
0- 0	0- 0	0- 0	AWAY	0- 0	0- 0	0- 0				
0- 0	0- 0	0- 0	NEUTRAL	0- 0	0- 0	0- 0				

RPI S	Opponent	Score	RPI S	Opponent	Score	RPI S	Opponent	Score	RPI S	Opponent	Score	Team's RPI: 217
35	A Mississippi St.	36 97	57	A Auburn	44 72	173	H La.-Lafayette	60 71				
38	A Minnesota	60 109				215	A LSU	42 75				
						218	A Troy	78 80				
						236	H Southern U.	79 76				
						339	H Florida A&M	69 67				
LAST 12 Division I GAMES:												
339	H Florida A&M	69 67	215	A LSU	42 75							
38	A Minnesota	60 109	35	A Mississippi St.	36 97							
			57	A Auburn	44 72							
			173	H La.-Lafayette	60 71							
			218	A Troy	78 80							
			236	H Southern U.	79 76							

Non-Div I Games: William Carey 62 35 Mobile 74 47

Southeastern La.

Average RPI Win:	173	WON-LOST	WINNING	LAST 10	STRENGTH OF	OPP. STRENGTH	TEAM	ADJ.	CONF.	ADJ CONF.
Average RPI Loss:	62	RECORD	PCT. RANK	GAMES	SCHEDULE	OF SCHEDULE	RPI	RPI	RPI	RPI
DIV. I ONLY	8- 3	64	8- 2	57	93	40	40	3	3	
DIV. I NON-CONF.	8- 3	65	8- 3	62	95	41	41	3	3	
TOTALS	RPI 1-25	RPI 26-50	W-L RECORDS	RPI 51-100	RPI 101-150	RPI 150+				
8- 3	2- 1	0- 0	OVERALL	1- 1	0- 1	5- 0				
4- 1	1- 0	0- 0	HOME	1- 0	0- 1	2- 0				
3- 2	1- 1	0- 0	AWAY	0- 1	0- 0	2- 0				
1- 0	0- 0	0- 0	NEUTRAL	0- 0	0- 0	1- 0				
8- 3	2- 1	0- 0	NON-CONFERENCE	1- 1	0- 1	5- 0				
4- 1	1- 0	0- 0	HOME	1- 0	0- 1	2- 0				
3- 2	1- 1	0- 0	AWAY	0- 1	0- 0	2- 0				
1- 0	0- 0	0- 0	NEUTRAL	0- 0	0- 0	1- 0				
0- 0	0- 0	0- 0	CONFERENCE	0- 0	0- 0	0- 0				
0- 0	0- 0	0- 0	HOME	0- 0	0- 0	0- 0				
0- 0	0- 0	0- 0	AWAY	0- 0	0- 0	0- 0				
0- 0	0- 0	0- 0	NEUTRAL	0- 0	0- 0	0- 0				

RPI 1-25				RPI 26-50				RPI 51-100				RPI 101+			
RPI	S	Opponent	Score	RPI	S	Opponent	Score	RPI	S	Opponent	Score	RPI	S	Opponent	Score
12	A	South Carolina	61 70					59	A	St. Mary's (CA)	58 64	115	H	Oklahoma St.	62 66
15	H	Fresno St.	68 50					66	H	CSUN	85 74	188	A	SMU	64 57
25	A	Long Beach St.	90 85									222	A	Davidson	99 64
												241	H	Sacramento St.	101 99
												305	H	Loyola Marymount	96 54
												324	N	Sam Houston St.	88 67
LAST 12 Division I GAMES:															
115	H	Oklahoma St.	62 66	188	A	SMU	64 57								
305	H	Loyola Marymount	96 54	324	N	Sam Houston St.	88 67								
241	H	Sacramento St.	101 99	15	H	Fresno St.	68 50								
66	H	CSUN	85 74	25	A	Long Beach St.	90 85								
59	A	St. Mary's (CA)	58 64	222	A	Davidson	99 64								
				12	A	South Carolina	61 70								

Non-Div I Games:

Southern California

■ Loss,
 ■ Non-Conf,
 ■ S Site,
 ■ Home
 ■ A Away
 N Neutral

Average RPI Win:	232	WON-LOST	WINNING	LAST 10	STRENGTH OF	OPP. STRENGTH	TEAM	ADJ.	CONF.	ADJ CONF.
Average RPI Loss:	84	RECORD	PCT. RANK	GAMES	SCHEDULE	OF SCHEDULE	RPI	RPI	RPI	RPI
DIV. I ONLY	6- 4	116	6- 4	103	245	112	112	16	16	
DIV. I NON-CONF.	6- 4	116	6- 4	110	245	115	115	16	16	
TOTALS	RPI 1-25	RPI 26-50	W-L RECORDS	RPI 51-100	RPI 101-150	RPI 150+				
6- 4	0- 0	0- 2	OVERALL	0- 1	0- 0	6- 1				
4- 1	0- 0	0- 1	HOME	0- 0	0- 0	4- 0				
2- 1	0- 0	0- 0	AWAY	0- 0	0- 0	2- 1				
0- 2	0- 0	0- 1	NEUTRAL	0- 1	0- 0	0- 0				
6- 4	0- 0	0- 2	NON-CONFERENCE	0- 1	0- 0	6- 1				
4- 1	0- 0	0- 1	HOME	0- 0	0- 0	4- 0				
2- 1	0- 0	0- 0	AWAY	0- 0	0- 0	2- 1				
0- 2	0- 0	0- 1	NEUTRAL	0- 1	0- 0	0- 0				
0- 0	0- 0	0- 0	CONFERENCE	0- 0	0- 0	0- 0				
0- 0	0- 0	0- 0	HOME	0- 0	0- 0	0- 0				
0- 0	0- 0	0- 0	AWAY	0- 0	0- 0	0- 0				
0- 0	0- 0	0- 0	NEUTRAL	0- 0	0- 0	0- 0				

RPI 1-25				RPI 26-50				RPI 51-100				RPI 101+				Team's RPI: 112	
RPI	S	Opponent	Score	RPI	S	Opponent	Score	RPI	S	Opponent	Score	RPI	S	Opponent	Score		
				33	N	Oregon St.	55 71	60	N	Toledo	48 64	152	H	Memphis	82 75		
				47	H	Illinois	42 86					159	H	Mercer	67 52		
												197	A	Wright St.	50 70		
												225	A	UT Martin	87 78		
												250	H	Southeast Mo. St.	78 62		
												284	A	Austin Peay	75 65		
												319	H	Murray St.	78 63		
LAST 12 Division I GAMES:																	
				60	N	Toledo	48 64	250	H	Southeast Mo. St.	78 62						
				33	N	Oregon St.	55 71	152	H	Memphis	82 75						
				319	H	Murray St.	78 63	197	A	Wright St.	50 70						
				284	A	Austin Peay	75 65	225	A	UT Martin	87 78						
				47	H	Illinois	42 86										
				159	H	Mercer	67 52										

Non-Div I Games:

Southern Ill.

Average RPI Win:	282	WON-LOST	WINNING	LAST 10	STRENGTH OF	OPP. STRENGTH	TEAM	ADJ.	CONF.	ADJ CONF.
Average RPI Loss:	111	RECORD	PCT. RANK	GAMES	SCHEDULE	OF SCHEDULE	RPI	RPI	RPI	RPI
DIV. I ONLY	5- 4	136	5- 4	289	182	212	212	18	18	
DIV. I NON-CONF.	5- 4	139	5- 4	292	182	216	216	19	19	
TOTALS	RPI 1-25	RPI 26-50	W-L RECORDS	RPI 51-100	RPI 101-150	RPI 150+				
5- 4	0- 0	0- 2	OVERALL	0- 0	0- 0	5- 2				
4- 1	0- 0	0- 1	HOME	0- 0	0- 0	4- 0				
1- 3	0- 0	0- 1	AWAY	0- 0	0- 0	1- 2				
0- 0	0- 0	0- 0	NEUTRAL	0- 0	0- 0	0- 0				
5- 4	0- 0	0- 2	NON-CONFERENCE	0- 0	0- 0	5- 2				
4- 1	0- 0	0- 1	HOME	0- 0	0- 0	4- 0				
1- 3	0- 0	0- 1	AWAY	0- 0	0- 0	1- 2				
0- 0	0- 0	0- 0	NEUTRAL	0- 0	0- 0	0- 0				
0- 0	0- 0	0- 0	CONFERENCE	0- 0	0- 0	0- 0				
0- 0	0- 0	0- 0	HOME	0- 0	0- 0	0- 0				
0- 0	0- 0	0- 0	AWAY	0- 0	0- 0	0- 0				
0- 0	0- 0	0- 0	NEUTRAL	0- 0	0- 0	0- 0				

RPI 1-25				RPI 26-50				RPI 51-100				RPI 101+ Team's RPI: 212			
RPI	S	Opponent	Score	RPI	S	Opponent	Score	RPI	S	Opponent	Score	RPI	S	Opponent	Score
				35	H	Mississippi St.	46 73					166	A	Ole Miss	66 68
				39	A	FGCU	62 78					203	A	McNeese St.	55 57
												221	H	N.C. A&T	72 48
												280	H	Mississippi Val.	69 51
												284	H	Austin Peay	80 71
												300	H	Tennessee Tech	80 58
												327	A	South Ala.	64 53
LAST 12 Division I GAMES:															
				39	A	FGCU	62 78	166	A	Ole Miss	66 68				
				300	H	Tennessee Tech	80 58	35	H	Mississippi St.	46 73				
				221	H	N.C. A&T	72 48	327	A	South Ala.	64 53				
				284	H	Austin Peay	80 71								
				203	A	McNeese St.	55 57								
				280	H	Mississippi Val.	69 51								

Non-Div I Games: William Carey 98 45

Southern Miss.

Average RPI Win:	339	WON-LOST	WINNING	LAST 10	STRENGTH OF	OPP. STRENGTH	TEAM	ADJ.	CONF.	ADJ CONF.
Average RPI Loss:	121	RECORD	PCT. RANK	GAMES	SCHEDULE	OF SCHEDULE	RPI	RPI	RPI	RPI
DIV. I ONLY	1- 7	321	1- 7	32	300	236	236	31	31	
DIV. I NON-CONF.	1- 7	318	1- 7	33	301	238	238	32	32	
TOTALS	RPI 1-25	RPI 26-50	W-L RECORDS	RPI 51-100	RPI 101-150	RPI 150+				
1- 7	0- 1	0- 2	OVERALL	0- 0	0- 0	1- 4				
1- 0	0- 0	0- 0	HOME	0- 0	0- 0	1- 0				
0- 7	0- 1	0- 2	AWAY	0- 0	0- 0	0- 4				
0- 0	0- 0	0- 0	NEUTRAL	0- 0	0- 0	0- 0				
1- 7	0- 1	0- 2	NON-CONFERENCE	0- 0	0- 0	1- 4				
1- 0	0- 0	0- 0	HOME	0- 0	0- 0	1- 0				
0- 7	0- 1	0- 2	AWAY	0- 0	0- 0	0- 4				
0- 0	0- 0	0- 0	NEUTRAL	0- 0	0- 0	0- 0				
0- 0	0- 0	0- 0	CONFERENCE	0- 0	0- 0	0- 0				
0- 0	0- 0	0- 0	HOME	0- 0	0- 0	0- 0				
0- 0	0- 0	0- 0	AWAY	0- 0	0- 0	0- 0				
0- 0	0- 0	0- 0	NEUTRAL	0- 0	0- 0	0- 0				

RPI 1-25				RPI 26-50				RPI 51-100				RPI 101+ Team's RPI: 236			
RPI	S	Opponent	Score	RPI	S	Opponent	Score	RPI	S	Opponent	Score	RPI	S	Opponent	Score
20	A	Texas	42 80	38	A	Minnesota	62 107					166	A	Ole Miss	68 91
				47	A	Illinois	42 62					179	A	Arizona	45 56
												182	A	Florida	49 78
												217	A	Southeastern La.	76 79
												339	H	Florida A&M	80 69
LAST 12 Division I GAMES:															
47	A	Illinois	42 62	182	A	Florida	49 78								
166	A	Ole Miss	68 91	339	H	Florida A&M	80 69								
217	A	Southeastern La.	76 79	179	A	Arizona	45 56								
				20	A	Texas	42 80								
				38	A	Minnesota	62 107								

Non-Div I Games: Mobile 85 50

Southern U.

■ Loss,
 ■ Non-Conf,
 ■ S Site,
 ■ Home
 ■ A Away
 N Neutral

Southern Utah

Through Games Of Dec. 21, 2014

Average RPI Win:	265	WON-LOST	WINNING	LAST 10	STRENGTH OF	OPP. STRENGTH	TEAM	ADJ.	CONF.	ADJ CONF.
Average RPI Loss:	97	RECORD	PCT. RANK	GAMES	SCHEDULE	OF SCHEDULE	RPI	RPI	RPI	RPI
DIV. I ONLY	4- 2	90	4- 2	307	142	153	153	21	21	
DIV. I NON-CONF.	4- 2	91	4- 2	308	145	154	154	21	21	
TOTALS	RPI 1-25	RPI 26-50	W-L RECORDS	RPI 51-100	RPI 101-150	RPI 150+				
4- 2	0- 0	0- 0	OVERALL	0- 1	1- 1	3- 0				
2- 0	0- 0	0- 0	HOME	0- 0	1- 0	1- 0				
2- 1	0- 0	0- 0	AWAY	0- 1	0- 0	2- 0				
0- 1	0- 0	0- 0	NEUTRAL	0- 0	0- 1	0- 0				
4- 2	0- 0	0- 0	NON-CONFERENCE	0- 1	1- 1	3- 0				
2- 0	0- 0	0- 0	HOME	0- 0	1- 0	1- 0				
2- 1	0- 0	0- 0	AWAY	0- 1	0- 0	2- 0				
0- 1	0- 0	0- 0	NEUTRAL	0- 0	0- 1	0- 0				
0- 0	0- 0	0- 0	CONFERENCE	0- 0	0- 0	0- 0				
0- 0	0- 0	0- 0	HOME	0- 0	0- 0	0- 0				
0- 0	0- 0	0- 0	AWAY	0- 0	0- 0	0- 0				
0- 0	0- 0	0- 0	NEUTRAL	0- 0	0- 0	0- 0				

RPI 1-25			RPI 26-50			RPI 51-100			RPI 101+			Team's RPI: 153
RPI	S	Opponent	Score	RPI	S	Opponent	Score	RPI	S	Opponent	Score	
						55 A Gonzaga	51 70			120 H Boise St.	66 64	
										138 N UC Davis	53 76	
										270 H UNLV	93 84	
										323 A Utah Valley	76 72	
										345 A Air Force	73 57	
LAST 12 Division I GAMES:												
						55 A Gonzaga	51 70			345 A Air Force	73 57	
						270 H UNLV	93 84			323 A Utah Valley	76 72	
						138 N UC Davis	53 76			120 H Boise St.	66 64	

Non-Div I Games: N.M. Highlands 82 64 Westminster (UT) 74 72

Southern Utah

■ Loss,
 ■ Non-Conf,
 ■ S Site,
 ■ H Home
 ■ A Away
 N Neutral

Average RPI Win:	223	WON-LOST	WINNING	LAST 10	STRENGTH OF	OPP. STRENGTH	TEAM	ADJ.	CONF.	ADJ CONF.
Average RPI Loss:	79	RECORD	PCT. RANK	GAMES	SCHEDULE	OF SCHEDULE	RPI	RPI	RPI	RPI
DIV. I ONLY	9- 3	59	8- 2	242	115	81	81	6	6	
DIV. I NON-CONF.	9- 3	60	9- 3	245	114	82	82	6	6	
TOTALS	RPI 1-25	RPI 26-50	W-L RECORDS	RPI 51-100	RPI 101-150	RPI 150+				
9- 3	0- 1	0- 0	OVERALL	1- 1	0- 0	8- 1				
4- 0	0- 0	0- 0	HOME	0- 0	0- 0	4- 0				
4- 3	0- 1	0- 0	AWAY	0- 1	0- 0	4- 1				
1- 0	0- 0	0- 0	NEUTRAL	1- 0	0- 0	0- 0				
9- 3	0- 1	0- 0	NON-CONFERENCE	1- 1	0- 0	8- 1				
4- 0	0- 0	0- 0	HOME	0- 0	0- 0	4- 0				
4- 3	0- 1	0- 0	AWAY	0- 1	0- 0	4- 1				
1- 0	0- 0	0- 0	NEUTRAL	1- 0	0- 0	0- 0				
0- 0	0- 0	0- 0	CONFERENCE	0- 0	0- 0	0- 0				
0- 0	0- 0	0- 0	HOME	0- 0	0- 0	0- 0				
0- 0	0- 0	0- 0	AWAY	0- 0	0- 0	0- 0				
0- 0	0- 0	0- 0	NEUTRAL	0- 0	0- 0	0- 0				

RPI 1-25				RPI 26-50				RPI 51-100				Team's RPI: 81	RPI 101+			
RPI	S	Opponent	Score	RPI	S	Opponent	Score	RPI	S	Opponent	Score		RPI	S	Opponent	Score
7	A	James Madison	43 76					60	A	Toledo	58 64		156	A	Niagara	72 60
								75	N	Drexel	43 32		170	A	Buffalo	44 51
													205	A	Detroit	68 56
													238	H	Canisius	62 46
													243	A	Brown	58 56
													254	H	UNC Greensboro	78 60
													266	A	Penn St.	56 54
													283	H	Binghamton	72 54
													291	H	Colgate	65 49
LAST 12 Division I GAMES:																
243	A	Brown	58 56	156	A	Niagara	72 60									
75	N	Drexel	43 32	254	H	UNC Greensboro	78 60									
291	H	Colgate	65 49	170	A	Buffalo	44 51									
283	H	Binghamton	72 54	60	A	Toledo	58 64									
266	A	Penn St.	56 54	7	A	James Madison	43 76									
205	A	Detroit	68 56	238	H	Canisius	62 46									

Non-Div I Games:

St. Bonaventure

Average RPI Win:	300	WON-LOST	WINNING	LAST 10	STRENGTH OF	OPP. STRENGTH	TEAM	ADJ.	CONF.	ADJ CONF.
Average RPI Loss:	157	RECORD	PCT. RANK	GAMES	SCHEDULE	OF SCHEDULE	RPI	RPI	RPI	RPI
DIV. I ONLY	3- 8	269	3- 7	282	298	317	317	29	29	
DIV. I NON-CONF.	3- 8	268	3- 8	286	298	317	317	29	29	
TOTALS	RPI 1-25	RPI 26-50	W-L RECORDS	RPI 51-100	RPI 101-150	RPI 150+				
3- 8	0- 0	0- 0	OVERALL	0- 2	0- 2	3- 4				
1- 3	0- 0	0- 0	HOME	0- 0	0- 2	1- 1				
0- 3	0- 0	0- 0	AWAY	0- 1	0- 0	0- 2				
2- 2	0- 0	0- 0	NEUTRAL	0- 1	0- 0	2- 1				
3- 8	0- 0	0- 0	NON-CONFERENCE	0- 2	0- 2	3- 4				
1- 3	0- 0	0- 0	HOME	0- 0	0- 2	1- 1				
0- 3	0- 0	0- 0	AWAY	0- 1	0- 0	0- 2				
2- 2	0- 0	0- 0	NEUTRAL	0- 1	0- 0	2- 1				
0- 0	0- 0	0- 0	CONFERENCE	0- 0	0- 0	0- 0				
0- 0	0- 0	0- 0	HOME	0- 0	0- 0	0- 0				
0- 0	0- 0	0- 0	AWAY	0- 0	0- 0	0- 0				
0- 0	0- 0	0- 0	NEUTRAL	0- 0	0- 0	0- 0				

RPI 1-25			RPI 26-50			RPI 51-100			RPI 101+			Team's RPI: 317
RPI	S	Opponent	Score	RPI	S	Opponent	Score	RPI	S	Opponent	Score	
						85 A Albany (NY)	47 90	102 H Lafayette		51 73		
						98 N North Dakota	63 70	119 H Georgia Tech		59 65		
								154 N Saint Joseph's		42 64		
								161 A Army		55 61		
								240 A NJIT		50 57		
								267 H Stony Brook		57 55		
								287 N Rider		71 60		
								298 H Vermont		61 63		
								347 N Saint Peter's		48 36		
LAST 12 Division I GAMES:												
102	H	Lafayette	51	73	119	H	Georgia Tech	59	65			
267	H	Stony Brook	57	55	298	H	Vermont	61	63			
347	N	Saint Peter's	48	36	161	A	Army	55	61			
154	N	Saint Joseph's	42	64	98	N	North Dakota	63	70			
240	A	NJIT	50	57	85	A	Albany (NY)	47	90			
287	N	Rider	71	60								

Non-Div I Games:

St. Francis Brooklyn

Average RPI Win:	179	WON-LOST	WINNING	LAST 10	STRENGTH OF	OPP. STRENGTH	TEAM	ADJ.	CONF.	ADJ CONF.
Average RPI Loss:	30	RECORD	PCT. RANK	GAMES	SCHEDULE	OF SCHEDULE	RPI	RPI	RPI	RPI
DIV. I ONLY	10- 1	15	0- 1	86	148	32	32	8	8	
DIV. I NON-CONF.	9- 1	22	0- 1	123	115	39	39	8	8	
TOTALS	RPI 1-25	RPI 26-50	W-L RECORDS	RPI 51-100	RPI 101-150	RPI 150+				
10- 1	0- 0	1- 1	OVERALL	1- 0	2- 0	6- 0				
7- 1	0- 0	0- 1	HOME	1- 0	1- 0	5- 0				
3- 0	0- 0	1- 0	AWAY	0- 0	1- 0	1- 0				
0- 0	0- 0	0- 0	NEUTRAL	0- 0	0- 0	0- 0				
9- 1	0- 0	1- 1	NON-CONFERENCE	1- 0	1- 0	6- 0				
6- 1	0- 0	0- 1	HOME	1- 0	0- 0	5- 0				
3- 0	0- 0	1- 0	AWAY	0- 0	1- 0	1- 0				
0- 0	0- 0	0- 0	NEUTRAL	0- 0	0- 0	0- 0				
1- 0	0- 0	0- 0	CONFERENCE	0- 0	1- 0	0- 0				
1- 0	0- 0	0- 0	HOME	0- 0	1- 0	0- 0				
0- 0	0- 0	0- 0	AWAY	0- 0	0- 0	0- 0				
0- 0	0- 0	0- 0	NEUTRAL	0- 0	0- 0	0- 0				

RPI 1-25				RPI 26-50				Team's RPI: 32				RPI 51-100				RPI 101+			
RPI	S	Opponent	Score	RPI	S	Opponent	Score	RPI	S	Opponent	Score	RPI	S	Opponent	Score	RPI	S	Opponent	Score
				30	H	Indiana St.	67 73					57	H	Auburn	56 49	131	A	Marist	49 48
				42	A	South Fla.	55 52									140	H	Xavier	65 42
																171	A	Yale	61 50
																182	H	Florida	72 66
																235	H	UCF	62 48
																240	H	NJIT	66 42
																283	H	Binghamton	67 51
																308	H	Wagner	71 49
LAST 12 Division I GAMES:																			
				42	A	South Fla.	55 52					30	H	Indiana St.	67 73				
				140	H	Xavier	65 42					57	H	Auburn	56 49				
				308	H	Wagner	71 49					240	H	NJIT	66 42				
				283	H	Binghamton	67 51					235	H	UCF	62 48				
				131	A	Marist	49 48					171	A	Yale	61 50				
				182	H	Florida	72 66												

Non-Div I Games:

St. John's (NY)

St. Mary's (CA)

Through Games Of Dec. 21, 2014

Average RPI Win:	167	WON-LOST	WINNING	LAST 10	STRENGTH OF	OPP. STRENGTH	TEAM	ADJ.	CONF.	ADJ CONF.
Average RPI Loss:	58	RECORD	PCT. RANK	GAMES	SCHEDULE	OF SCHEDULE	RPI	RPI	RPI	RPI
DIV. I ONLY	7- 4	101	7- 3	53	83	59	59	7	7	
DIV. I NON-CONF.	7- 4	102	7- 4	58	84	61	61	7	7	
TOTALS	RPI 1-25	RPI 26-50	W-L RECORDS	RPI 51-100	RPI 101-150	RPI 150+				
7- 4	0- 2	1- 0	OVERALL	1- 1	2- 1	3- 0				
5- 1	0- 0	1- 0	HOME	1- 0	1- 1	2- 0				
2- 3	0- 2	0- 0	AWAY	0- 1	1- 0	1- 0				
0- 0	0- 0	0- 0	NEUTRAL	0- 0	0- 0	0- 0				
7- 4	0- 2	1- 0	NON-CONFERENCE	1- 1	2- 1	3- 0				
5- 1	0- 0	1- 0	HOME	1- 0	1- 1	2- 0				
2- 3	0- 2	0- 0	AWAY	0- 1	1- 0	1- 0				
0- 0	0- 0	0- 0	NEUTRAL	0- 0	0- 0	0- 0				
0- 0	0- 0	0- 0	CONFERENCE	0- 0	0- 0	0- 0				
0- 0	0- 0	0- 0	HOME	0- 0	0- 0	0- 0				
0- 0	0- 0	0- 0	AWAY	0- 0	0- 0	0- 0				
0- 0	0- 0	0- 0	NEUTRAL	0- 0	0- 0	0- 0				

RPI 1-25				RPI 26-50				RPI 51-100 Team's RPI: 59				RPI 101+			
RPI	S	Opponent	Score	RPI	S	Opponent	Score	RPI	S	Opponent	Score	RPI	S	Opponent	Score
15	A	Fresno St.	56 60	40	H	Southern California	64 58	66	H	CSUN	73 63	104	H	Iowa St.	67 63
19	A	George Washington	52 70					89	A	Virginia	49 62	109	H	Boston College	72 82
												138	A	UC Davis	57 55
												241	H	Sacramento St.	99 91
												265	A	Cal Poly	65 64
												312	H	Howard	80 55
LAST 12 Division I GAMES:															
66	H	CSUN	73 63	19	A	George Washington	52 70	89	A	Virginia	49 62	15	A	Fresno St.	56 60
104	H	Iowa St.	67 63	265	A	Cal Poly	65 64	40	H	Southern California	64 58				
312	H	Howard	80 55												
241	H	Sacramento St.	99 91												
138	A	UC Davis	57 55												
109	H	Boston College	72 82												

Non-Div I Games:

St. Mary's (CA)

■ Loss,
 ■ Non-Conf,
 ■ S Site,
 ■ H Home
 ■ A Away
 N Neutral

Average RPI Win:	152	WON-LOST	WINNING	LAST 10	STRENGTH OF	OPP. STRENGTH	TEAM	ADJ.	CONF.	ADJ CONF.
Average RPI Loss:	31	RECORD	PCT. RANK	GAMES	SCHEDULE	OF SCHEDULE	RPI	RPI	RPI	RPI
DIV. I ONLY	6- 4	116	6- 4	6	85	29	29	3	3	
DIV. I NON-CONF.	6- 4	116	6- 4	7	85	29	29	3	3	
TOTALS	RPI 1-25	RPI 26-50	W-L RECORDS	RPI 51-100	RPI 101-150	RPI 150+				
6- 4	1- 3	0- 0	OVERALL	0- 1	1- 0	4- 0				
3- 1	1- 1	0- 0	HOME	0- 0	1- 0	1- 0				
2- 2	0- 1	0- 0	AWAY	0- 1	0- 0	2- 0				
1- 1	0- 1	0- 0	NEUTRAL	0- 0	0- 0	1- 0				
6- 4	1- 3	0- 0	NON-CONFERENCE	0- 1	1- 0	4- 0				
3- 1	1- 1	0- 0	HOME	0- 0	1- 0	1- 0				
2- 2	0- 1	0- 0	AWAY	0- 1	0- 0	2- 0				
1- 1	0- 1	0- 0	NEUTRAL	0- 0	0- 0	1- 0				
0- 0	0- 0	0- 0	CONFERENCE	0- 0	0- 0	0- 0				
0- 0	0- 0	0- 0	HOME	0- 0	0- 0	0- 0				
0- 0	0- 0	0- 0	AWAY	0- 0	0- 0	0- 0				
0- 0	0- 0	0- 0	NEUTRAL	0- 0	0- 0	0- 0				

RPI 1-25				RPI 26-50		Team's RPI: 29		RPI 51-100				RPI 101+			
RPI	S	Opponent	Score	RPI	S	Opponent	Score	RPI	S	Opponent	Score	RPI	S	Opponent	Score
2	H	UConn	88 86					77	A	Chattanooga	46 54	109	H	Boston College	96 63
10	N	North Carolina	54 70									157	A	Hawaii	86 73
18	A	Tennessee	40 59									202	N	Prairie View	88 45
20	H	Texas	81 87									210	H	Santa Clara	82 43
												232	A	New Mexico	70 65
LAST 12 Division I GAMES:															
232	A	New Mexico	70 65	18	A	Tennessee	40 59								
20	H	Texas	81 87	77	A	Chattanooga	46 54								
2	H	UConn	88 86	210	H	Santa Clara	82 43								
109	H	Boston College	96 63	202	N	Prairie View	88 45								
				157	A	Hawaii	86 73								
				10	N	North Carolina	54 70								

Non-Div I Games:

Stanford

Average RPI Win:	236	WON-LOST	WINNING	LAST 10	STRENGTH OF	OPP. STRENGTH	TEAM	ADJ.	CONF.	ADJ CONF.
Average RPI Loss:	136	RECORD	PCT. RANK	GAMES	SCHEDULE	OF SCHEDULE	RPI	RPI	RPI	RPI
DIV. I ONLY	4- 4	155	4- 4	238	184	226	226	28	28	
DIV. I NON-CONF.	4- 4	152	4- 4	241	184	229	229	28	28	
TOTALS	RPI 1-25	RPI 26-50	W-L RECORDS	RPI 51-100	RPI 101-150	RPI 150+				
4- 4	0- 1	0- 0	OVERALL	0- 1	0- 0	4- 2				
3- 1	0- 0	0- 0	HOME	0- 0	0- 0	3- 1				
1- 1	0- 1	0- 0	AWAY	0- 0	0- 0	1- 0				
0- 2	0- 0	0- 0	NEUTRAL	0- 1	0- 0	0- 1				
4- 4	0- 1	0- 0	NON-CONFERENCE	0- 1	0- 0	4- 2				
3- 1	0- 0	0- 0	HOME	0- 0	0- 0	3- 1				
1- 1	0- 1	0- 0	AWAY	0- 0	0- 0	1- 0				
0- 2	0- 0	0- 0	NEUTRAL	0- 1	0- 0	0- 1				
0- 0	0- 0	0- 0	CONFERENCE	0- 0	0- 0	0- 0				
0- 0	0- 0	0- 0	HOME	0- 0	0- 0	0- 0				
0- 0	0- 0	0- 0	AWAY	0- 0	0- 0	0- 0				
0- 0	0- 0	0- 0	NEUTRAL	0- 0	0- 0	0- 0				

RPI 1-25				RPI 26-50				RPI 51-100				RPI 101+ Team's RPI: 226			
RPI	S	Opponent	Score	RPI	S	Opponent	Score	RPI	S	Opponent	Score	RPI	S	Opponent	Score
5	A	Baylor	57 96					73	N	UC Riverside	62 90	179	H	Arizona	72 60
												192	H	Louisiana Tech	69 76
												202	H	Prairie View	83 73
												269	A	Rice	70 59
												273	N	Boston U.	57 62
												293	H	La.-Monroe	82 54
LAST 12 Division I GAMES:															
179	H	Arizona	72 60	269	A	Rice	70 59	273	N	Boston U.	57 62				
5	A	Baylor	57 96	73	N	UC Riverside	62 90	293	H	La.-Monroe	82 54				
				202	H	Prairie View	83 73								
				192	H	Louisiana Tech	69 76								

Non-Div I Games: St. Edward's 65 56 Tex. A&M-Kingsville 90 50

Stephen F. Austin

Average RPI Win:	204	WON-LOST	WINNING	LAST 10	STRENGTH OF	OPP. STRENGTH	TEAM	ADJ.	CONF.	ADJ CONF.
Average RPI Loss:	76	RECORD	PCT. RANK	GAMES	SCHEDULE	OF SCHEDULE	RPI	RPI	RPI	RPI
DIV. I ONLY	7- 3	78	5- 3	95	146	48	48	13	13	
DIV. I NON-CONF.	7- 3	79	7- 3	101	148	49	49	13	13	
TOTALS	RPI 1-25	RPI 26-50	W-L RECORDS	RPI 51-100	RPI 101-150	RPI 150+				
7- 3	0- 1	1- 1	OVERALL	0- 0	1- 0	5- 1				
3- 0	0- 0	0- 0	HOME	0- 0	0- 0	3- 0				
2- 3	0- 1	1- 1	AWAY	0- 0	0- 0	1- 1				
2- 0	0- 0	0- 0	NEUTRAL	0- 0	1- 0	1- 0				
7- 3	0- 1	1- 1	NON-CONFERENCE	0- 0	1- 0	5- 1				
3- 0	0- 0	0- 0	HOME	0- 0	0- 0	3- 0				
2- 3	0- 1	1- 1	AWAY	0- 0	0- 0	1- 1				
2- 0	0- 0	0- 0	NEUTRAL	0- 0	1- 0	1- 0				
0- 0	0- 0	0- 0	CONFERENCE	0- 0	0- 0	0- 0				
0- 0	0- 0	0- 0	HOME	0- 0	0- 0	0- 0				
0- 0	0- 0	0- 0	AWAY	0- 0	0- 0	0- 0				
0- 0	0- 0	0- 0	NEUTRAL	0- 0	0- 0	0- 0				

RPI 1-25				RPI 26-50				Team's RPI: 48				RPI 51-100				RPI 101+			
RPI	S	Opponent	Score	RPI	S	Opponent	Score	RPI	S	Opponent	Score	RPI	S	Opponent	Score	RPI	S	Opponent	Score
5	A	Baylor	42 96	30	A	Indiana St.	62 52									131	N	Marist	57 50
				42	A	South Fla.	62 78									182	A	Florida	54 59
																219	H	Texas St.	75 57
																235	A	UCF	67 49
																237	N	Utah St.	84 64
																261	H	Bethune-Cookman	91 61
																313	H	Campbell	76 63
LAST 12 Division I GAMES:																			
219	H	Texas St.	75 57	131	N	Marist	57 50												
313	H	Campbell	76 63	30	A	Indiana St.	62 52												
182	A	Florida	54 59	235	A	UCF	67 49												
42	A	South Fla.	62 78	261	H	Bethune-Cookman	91 61												
237	N	Utah St.	84 64																
5	A	Baylor	42 96																

Non-Div I Games: Webber Int'l 90 27 Warner 101 40

Stetson

Stony Brook

Through Games Of Dec. 21, 2014

Average RPI Win:	274	WON-LOST	WINNING	LAST 10	STRENGTH OF	OPP. STRENGTH	TEAM	ADJ.	CONF.	ADJ CONF.
Average RPI Loss:	177	RECORD	PCT. RANK	GAMES	SCHEDULE	OF SCHEDULE	RPI	RPI	RPI	RPI
DIV. I ONLY	5- 6	180	4- 6	331	198	267	267	24	24	
DIV. I NON-CONF.	5- 6	175	5- 6	334	197	269	269	24	24	
TOTALS	RPI 1-25	RPI 26-50	W-L RECORDS	RPI 51-100	RPI 101-150	RPI 150+				
5- 6	0- 1	0- 0	OVERALL	0- 0	1- 1	4- 4				
4- 0	0- 0	0- 0	HOME	0- 0	1- 0	3- 0				
1- 6	0- 1	0- 0	AWAY	0- 0	0- 1	1- 4				
0- 0	0- 0	0- 0	NEUTRAL	0- 0	0- 0	0- 0				
5- 6	0- 1	0- 0	NON-CONFERENCE	0- 0	1- 1	4- 4				
4- 0	0- 0	0- 0	HOME	0- 0	1- 0	3- 0				
1- 6	0- 1	0- 0	AWAY	0- 0	0- 1	1- 4				
0- 0	0- 0	0- 0	NEUTRAL	0- 0	0- 0	0- 0				
0- 0	0- 0	0- 0	CONFERENCE	0- 0	0- 0	0- 0				
0- 0	0- 0	0- 0	HOME	0- 0	0- 0	0- 0				
0- 0	0- 0	0- 0	AWAY	0- 0	0- 0	0- 0				
0- 0	0- 0	0- 0	NEUTRAL	0- 0	0- 0	0- 0				

RPI 1-25				RPI 26-50				RPI 51-100				RPI 101+				Team's RPI: 267
RPI	S	Opponent	Score	RPI	S	Opponent	Score	RPI	S	Opponent	Score	RPI	S	Opponent	Score	
8	A	Duke	42 72									102	H	Lafayette	60 58	
												104	A	Iowa St.	64 74	
												161	A	Army	59 68	
												164	A	Iona	62 73	
												295	H	Columbia	82 68	
												302	A	Morgan St.	50 48	
												308	A	Wagner	70 76	
												317	A	St. Francis Brooklyn	55 57	
												326	H	Bradley	79 63	
												347	H	Saint Peter's	56 40	
LAST 12 Division I GAMES:																
302	A	Morgan St.	50 48	308	A	Wagner	70 76									
104	A	Iowa St.	64 74	102	H	Lafayette	60 58									
317	A	St. Francis Brooklyn	55 57	295	H	Columbia	82 68									
164	A	Iona	62 73	161	A	Army	59 68									
8	A	Duke	42 72	347	H	Saint Peter's	56 40									
326	H	Bradley	79 63													

Non-Div I Games:

Stony Brook

■ Loss,
 ■ Non-Conf,
 ■ S Site,
 ■ H Home
 ■ A Away
 N Neutral

Average RPI Win:	226	WON-LOST	WINNING	LAST 10	STRENGTH OF	OPP. STRENGTH	TEAM	ADJ.	CONF.	ADJ CONF.
Average RPI Loss:	27	RECORD	PCT. RANK	GAMES	SCHEDULE	OF SCHEDULE	RPI	RPI	RPI	RPI
DIV. I ONLY	8- 3	64	7- 3	70	253	64	64	2	2	
DIV. I NON-CONF.	8- 3	65	8- 3	76	254	65	65	2	2	
TOTALS	RPI 1-25	RPI 26-50	W-L RECORDS	RPI 51-100	RPI 101-150	RPI 150+				
8- 3	0- 2	0- 0	OVERALL	1- 1	2- 0	5- 0				
5- 0	0- 0	0- 0	HOME	0- 0	1- 0	4- 0				
2- 0	0- 0	0- 0	AWAY	0- 0	1- 0	1- 0				
1- 3	0- 2	0- 0	NEUTRAL	1- 1	0- 0	0- 0				
8- 3	0- 2	0- 0	NON-CONFERENCE	1- 1	2- 0	5- 0				
5- 0	0- 0	0- 0	HOME	0- 0	1- 0	4- 0				
2- 0	0- 0	0- 0	AWAY	0- 0	1- 0	1- 0				
1- 3	0- 2	0- 0	NEUTRAL	1- 1	0- 0	0- 0				
0- 0	0- 0	0- 0	CONFERENCE	0- 0	0- 0	0- 0				
0- 0	0- 0	0- 0	HOME	0- 0	0- 0	0- 0				
0- 0	0- 0	0- 0	AWAY	0- 0	0- 0	0- 0				
0- 0	0- 0	0- 0	NEUTRAL	0- 0	0- 0	0- 0				

RPI 1-25				RPI 26-50				RPI 51-100				RPI 101+			
RPI	S	Opponent	Score	RPI	S	Opponent	Score	RPI	S	Opponent	Score	RPI	S	Opponent	Score
5	N	Baylor	72 74					63	N	Michigan St.	76 89	114	A	Duquesne	90 84
12	N	South Carolina	63 67					82	N	East Carolina	69 58	146	H	Fordham	59 42
												238	H	Canisius	70 37
												266	H	Penn St.	61 39
												298	H	Vermont	94 63
												325	H	N.C. Central	70 25
												341	A	Jacksonville	77 61
LAST 12 Division I GAMES:															
325	H	N.C. Central	70 25	63	N	Michigan St.	76 89								
266	H	Penn St.	61 39	5	N	Baylor	72 74								
298	H	Vermont	94 63	238	H	Canisius	70 37								
12	N	South Carolina	63 67	114	A	Duquesne	90 84								
82	N	East Carolina	69 58	146	H	Fordham	59 42								
341	A	Jacksonville	77 61												

Non-Div I Games:

Syracuse

Average RPI Win:	256	WON-LOST	WINNING	LAST 10	STRENGTH OF	OPP. STRENGTH	TEAM	ADJ.	CONF.	ADJ CONF.
Average RPI Loss:	74	RECORD	PCT. RANK	GAMES	SCHEDULE	OF SCHEDULE	RPI	RPI	RPI	RPI
DIV. I ONLY	7- 3	78	7- 3	288	159	184	184	5	5	
DIV. I NON-CONF.	7- 3	79	7- 3	291	161	184	184	5	5	
TOTALS	RPI 1-25	RPI 26-50	W-L RECORDS	RPI 51-100	RPI 101-150	RPI 150+				
7- 3	0- 0	0- 2	OVERALL	0- 0	0- 1	7- 0				
6- 1	0- 0	0- 1	HOME	0- 0	0- 0	6- 0				
0- 1	0- 0	0- 1	AWAY	0- 0	0- 0	0- 0				
1- 1	0- 0	0- 0	NEUTRAL	0- 0	0- 1	1- 0				
7- 3	0- 0	0- 2	NON-CONFERENCE	0- 0	0- 1	7- 0				
6- 1	0- 0	0- 1	HOME	0- 0	0- 0	6- 0				
0- 1	0- 0	0- 1	AWAY	0- 0	0- 0	0- 0				
1- 1	0- 0	0- 0	NEUTRAL	0- 0	0- 1	1- 0				
0- 0	0- 0	0- 0	CONFERENCE	0- 0	0- 0	0- 0				
0- 0	0- 0	0- 0	HOME	0- 0	0- 0	0- 0				
0- 0	0- 0	0- 0	AWAY	0- 0	0- 0	0- 0				
0- 0	0- 0	0- 0	NEUTRAL	0- 0	0- 0	0- 0				

RPI S	Opponent	Score	RPI S	Opponent	Score	RPI S	Opponent	Score	RPI S	Opponent	Score	Team's RPI: 184
36	H Texas A&M	71 82	46	A Georgia	53 62				139	N Colorado St.	62 76	
									188	H SMU	73 63	
									202	H Prairie View	56 50	
									245	H Houston Baptist	87 64	
									246	N Missouri St.	82 68	
									259	H Texas Southern	69 52	
									324	H Sam Houston St.	79 55	
									329	H Lamar	72 68	
LAST 12 Division I GAMES:												
246	N Missouri St.	82 68	324	H Sam Houston St.	79 55							
139	N Colorado St.	62 76	202	H Prairie View	56 50							
259	H Texas Southern	69 52	329	H Lamar	72 68							
188	H SMU	73 63	36	H Texas A&M	71 82							
46	A Georgia	53 62										
245	H Houston Baptist	87 64										

Non-Div I Games:

TCU

Average RPI Win:	224	WON-LOST	WINNING	LAST 10	STRENGTH OF	OPP. STRENGTH	TEAM	ADJ.	CONF.	ADJ CONF.
Average RPI Loss:	112	RECORD	PCT. RANK	GAMES	SCHEDULE	OF SCHEDULE	RPI	RPI	RPI	RPI
DIV. I ONLY	4- 7	223	3- 7	128	179	199	199	9	9	
DIV. I NON-CONF.	4- 7	223	4- 7	137	178	202	202	9	9	
TOTALS	RPI 1-25	RPI 26-50	W-L RECORDS	RPI 51-100	RPI 101-150	RPI 150+				
4- 7	0- 0	0- 1	OVERALL	0- 2	1- 3	3- 1				
1- 4	0- 0	0- 1	HOME	0- 1	0- 2	1- 0				
1- 2	0- 0	0- 0	AWAY	0- 1	0- 0	1- 1				
2- 1	0- 0	0- 0	NEUTRAL	0- 0	1- 1	1- 0				
4- 7	0- 0	0- 1	NON-CONFERENCE	0- 2	1- 3	3- 1				
1- 4	0- 0	0- 1	HOME	0- 1	0- 2	1- 0				
1- 2	0- 0	0- 0	AWAY	0- 1	0- 0	1- 1				
2- 1	0- 0	0- 0	NEUTRAL	0- 0	1- 1	1- 0				
0- 0	0- 0	0- 0	CONFERENCE	0- 0	0- 0	0- 0				
0- 0	0- 0	0- 0	HOME	0- 0	0- 0	0- 0				
0- 0	0- 0	0- 0	AWAY	0- 0	0- 0	0- 0				
0- 0	0- 0	0- 0	NEUTRAL	0- 0	0- 0	0- 0				

RPI S	Opponent	Score	RPI S	Opponent	Score	RPI S	Opponent	Score	RPI S	Opponent	Score	Team's RPI: 199
34	H Florida St.	62 66	78	H Rutgers	55 88	130	N Harvard	81 69	146	H Fordham	64 71	
			79	A Kansas	56 76	147	H Delaware	58 69	148	N Alabama	51 58	
						154	A Saint Joseph's	74 78	174	H La Salle	75 72	
						281	N Georgetown	81 58	312	A Howard	78 48	
LAST 12 Division I GAMES:												
148	N Alabama	51 58	312	A Howard	78 48							
79	A Kansas	56 76	34	H Florida St.	62 66							
281	N Georgetown	81 58	78	H Rutgers	55 88							
154	A Saint Joseph's	74 78	146	H Fordham	64 71							
174	H La Salle	75 72	147	H Delaware	58 69							
			130	N Harvard	81 69							

Non-Div I Games:

Temple

Tennessee

Through Games Of Dec. 21, 2014

Average RPI Win:	157	WON-LOST	WINNING	LAST 10	STRENGTH OF	OPP. STRENGTH	TEAM	ADJ.	CONF.	ADJ CONF.
Average RPI Loss:	49	RECORD	PCT. RANK	GAMES	SCHEDULE	OF SCHEDULE	RPI	RPI	RPI	RPI
DIV. I ONLY	9- 2	36	8- 2	58	67	18	18	4	4	
DIV. I NON-CONF.	9- 2	36	9- 2	63	68	18	18	4	4	
TOTALS	RPI 1-25	RPI 26-50	W-L RECORDS	RPI 51-100	RPI 101-150	RPI 150+				
9- 2	0- 1	2- 0	OVERALL	1- 1	2- 0	4- 0				
7- 0	0- 0	2- 0	HOME	0- 0	2- 0	3- 0				
2- 2	0- 1	0- 0	AWAY	1- 1	0- 0	1- 0				
0- 0	0- 0	0- 0	NEUTRAL	0- 0	0- 0	0- 0				
9- 2	0- 1	2- 0	NON-CONFERENCE	1- 1	2- 0	4- 0				
7- 0	0- 0	2- 0	HOME	0- 0	2- 0	3- 0				
2- 2	0- 1	0- 0	AWAY	1- 1	0- 0	1- 0				
0- 0	0- 0	0- 0	NEUTRAL	0- 0	0- 0	0- 0				
0- 0	0- 0	0- 0	CONFERENCE	0- 0	0- 0	0- 0				
0- 0	0- 0	0- 0	HOME	0- 0	0- 0	0- 0				
0- 0	0- 0	0- 0	AWAY	0- 0	0- 0	0- 0				
0- 0	0- 0	0- 0	NEUTRAL	0- 0	0- 0	0- 0				

RPI 1-25				RPI 26-50				RPI 51-100				RPI 101+			
RPI	S	Opponent	Score	RPI	S	Opponent	Score	RPI	S	Opponent	Score	RPI	S	Opponent	Score
20	A	Texas	59 72	29	H	Stanford	59 40	77	A	Chattanooga	63 67	122	H	Penn	97 52
				44	H	Wichita St.	54 51	78	A	Rutgers	55 45	135	H	Winthrop	81 48
												198	H	Oral Roberts	91 39
												248	H	Tennessee St.	97 46
												263	H	Saint Francis (PA)	111 44
												297	A	Lipscomb	85 51
LAST 12 Division I GAMES:															
				29	H	Stanford	59 40	44	H	Wichita St.	54 51				
				248	H	Tennessee St.	97 46	78	A	Rutgers	55 45				
				135	H	Winthrop	81 48	297	A	Lipscomb	85 51				
				198	H	Oral Roberts	91 39	263	H	Saint Francis (PA)	111 44				
				122	H	Penn	97 52	20	A	Texas	59 72				
								77	A	Chattanooga	63 67				

Non-Div I Games:

Tennessee

■ Loss,
 ■ Non-Conf, S Site,
 ■ Home
 ■ Away
 N Neutral

Average RPI Win:	325	WON-LOST	WINNING	LAST 10	STRENGTH OF	OPP. STRENGTH	TEAM	ADJ.	CONF.	ADJ CONF.
Average RPI Loss:	129	RECORD	PCT. RANK	GAMES	SCHEDULE	OF SCHEDULE	RPI	RPI	RPI	RPI
DIV. I ONLY	3- 7	251	0- 1	140	329	248	248	27	27	
DIV. I NON-CONF.	3- 7	251	0- 1	146	330	249	249	27	27	
TOTALS	RPI 1-25	RPI 26-50	W-L RECORDS	RPI 51-100	RPI 101-150	RPI 150+				
3- 7	0- 1	0- 0	OVERALL	0- 3	0- 0	3- 3				
1- 5	0- 0	0- 0	HOME	0- 2	0- 0	1- 3				
2- 2	0- 0	0- 0	AWAY	0- 1	0- 0	2- 0				
0- 0	0- 0	0- 0	NEUTRAL	0- 0	0- 0	0- 0				
3- 7	0- 1	0- 0	NON-CONFERENCE	0- 3	0- 0	3- 3				
1- 5	0- 0	0- 0	HOME	0- 2	0- 0	1- 3				
2- 2	0- 1	0- 0	AWAY	0- 1	0- 0	2- 0				
0- 0	0- 0	0- 0	NEUTRAL	0- 0	0- 0	0- 0				
0- 0	0- 0	0- 0	CONFERENCE	0- 0	0- 0	0- 0				
0- 0	0- 0	0- 0	HOME	0- 0	0- 0	0- 0				
0- 0	0- 0	0- 0	AWAY	0- 0	0- 0	0- 0				
0- 0	0- 0	0- 0	NEUTRAL	0- 0	0- 0	0- 0				

RPI 1-25				RPI 26-50				RPI 51-100				RPI 101+ Team's RPI: 248			
RPI	S	Opponent	Score	RPI	S	Opponent	Score	RPI	S	Opponent	Score	RPI	S	Opponent	Score
18	A	Tennessee	46 97					54	H	Youngstown St.	66 73	165	H	North Florida	53 54
								67	H	Kennesaw St.	56 65	218	H	Troy	71 75
								68	A	North Carolina St.	55 84	297	A	Lipscomb	73 55
												314	H	Norfolk St.	58 65
												338	A	A&M-Corpus Christi	72 61
												341	H	Jacksonville	64 61
LAST 12 Division I GAMES:															
68	A	North Carolina St.	55 84	341	H	Jacksonville	64 61								
218	H	Troy	71 75	338	A	A&M-Corpus Christi	72 61								
297	A	Lipscomb	73 55	165	H	North Florida	53 54								
67	H	Kennesaw St.	56 65	54	H	Youngstown St.	66 73								
				314	H	Norfolk St.	58 65								
				18	A	Tennessee	46 97								

Non-Div I Games:

Tennessee St.

Tennessee Tech

Through Games Of Dec. 21, 2014

Average RPI Win:	317	WON-LOST	WINNING	LAST 10	STRENGTH OF	OPP. STRENGTH	TEAM	ADJ.	CONF.	ADJ CONF.
Average RPI Loss:	187	RECORD	PCT. RANK	GAMES	SCHEDULE	OF SCHEDULE	RPI	RPI	RPI	RPI
DIV. I ONLY	3- 9	279	2- 8	302	248	300	300	27	27	
DIV. I NON-CONF.	3- 9	277	3- 9	304	248	302	302	27	27	
TOTALS	RPI 1-25	RPI 26-50	W-L RECORDS	RPI 51-100	RPI 101-150	RPI 150+				
3- 9	0- 0	0- 1	OVERALL	0- 0	0- 1	3- 7				
1- 1	0- 0	0- 1	HOME	0- 0	0- 0	1- 0				
1- 7	0- 0	0- 0	AWAY	0- 0	0- 1	1- 6				
1- 1	0- 0	0- 0	NEUTRAL	0- 0	0- 0	1- 1				
3- 9	0- 0	0- 1	NON-CONFERENCE	0- 0	0- 1	3- 7				
1- 1	0- 0	0- 1	HOME	0- 0	0- 0	1- 0				
1- 7	0- 0	0- 0	AWAY	0- 0	0- 1	1- 6				
1- 1	0- 0	0- 0	NEUTRAL	0- 0	0- 0	1- 1				
0- 0	0- 0	0- 0	CONFERENCE	0- 0	0- 0	0- 0				
0- 0	0- 0	0- 0	HOME	0- 0	0- 0	0- 0				
0- 0	0- 0	0- 0	AWAY	0- 0	0- 0	0- 0				
0- 0	0- 0	0- 0	NEUTRAL	0- 0	0- 0	0- 0				

RPI S	Opponent	Score	RPI S	Opponent	Score	RPI S	Opponent	Score	RPI S	Opponent	Score	Team's RPI: 300
			46 H	Georgia	51 74				106 A	Clemson	61 76	
									159 A	Mercer	67 73	
									187 A	Wake Forest	62 89	
									212 A	Southern Miss.	58 80	
									213 A	Georgia St.	60 72	
									221 N	N.C. A&T	49 54	
									239 A	Valparaiso	61 79	
									297 A	Lipscomb	53 72	
									302 N	Morgan St.	62 56	
									322 A	FIU	73 56	
									327 H	South Ala.	70 66	
LAST 12 Division I GAMES:												
302 N	Morgan St.	62 56	213 A	Georgia St.	60 72							
221 N	N.C. A&T	49 54	106 A	Clemson	61 76							
297 A	Lipscomb	53 72	212 A	Southern Miss.	58 80							
327 H	South Ala.	70 66	46 H	Georgia	51 74							
187 A	Wake Forest	62 89	159 A	Mercer	67 73							
322 A	FIU	73 56	239 A	Valparaiso	61 79							

Non-Div I Games:

Tennessee Tech

■ Loss,
 ■ Non-Conf,
 ■ S Site,
 ■ H Home
 ■ A Away
 N Neutral

Average RPI Win:	209	WON-LOST	WINNING	LAST 10	STRENGTH OF	OPP. STRENGTH	TEAM	ADJ.	CONF.	ADJ CONF.
Average RPI Loss:	98	RECORD	PCT. RANK	GAMES	SCHEDULE	OF SCHEDULE	RPI	RPI	RPI	RPI
DIV. I ONLY	4- 7	223	3- 5	40	199	143	143	33	33	
DIV. I NON-CONF.	4- 7	223	3- 6	41	198	143	143	33	33	
TOTALS	RPI 1-25	RPI 26-50	W-L RECORDS	RPI 51-100	RPI 101-150	RPI 150+				
4- 7	0- 2	0- 1	OVERALL	0- 1	1- 2	3- 1				
3- 1	0- 0	0- 0	HOME	0- 0	1- 0	2- 1				
0- 5	0- 2	0- 0	AWAY	0- 1	0- 2	0- 0				
1- 1	0- 0	0- 1	NEUTRAL	0- 0	0- 0	1- 0				
4- 7	0- 2	0- 1	NON-CONFERENCE	0- 1	1- 2	3- 1				
3- 1	0- 0	0- 0	HOME	0- 0	1- 0	2- 1				
0- 5	0- 2	0- 0	AWAY	0- 1	0- 2	0- 0				
1- 1	0- 0	0- 1	NEUTRAL	0- 0	0- 0	1- 0				
0- 0	0- 0	0- 0	CONFERENCE	0- 0	0- 0	0- 0				
0- 0	0- 0	0- 0	HOME	0- 0	0- 0	0- 0				
0- 0	0- 0	0- 0	AWAY	0- 0	0- 0	0- 0				
0- 0	0- 0	0- 0	NEUTRAL	0- 0	0- 0	0- 0				

RPI 1-25				RPI 26-50				RPI 51-100				RPI 101+ Team's RPI: 143			
RPI	S	Opponent	Score	RPI	S	Opponent	Score	RPI	S	Opponent	Score	RPI	S	Opponent	Score
5	A	Baylor	42 96	36	N	Texas A&M	61 63	70	A	Texas Tech	42 50	107	A	DePaul	70 93
20	A	Texas	45 72									113	A	VCU	43 64
												149	H	Eastern Mich.	81 75
												209	H	Incarinate Word	65 61
												232	N	New Mexico	61 59
												245	H	Houston Baptist	75 72
												338	H	A&M-Corpus Christi	57 60
LAST 12 Division I GAMES:															
113	A	VCU	43 64	5	A	Baylor	42 96	245	H	Houston Baptist	75 72				
209	H	Incarinate Word	65 61	70	A	Texas Tech	42 50	20	A	Texas	45 72				
				338	H	A&M-Corpus Christi	57 60	149	H	Eastern Mich.	81 75				
				232	N	New Mexico	61 59	36	N	Texas A&M	61 63				
								107	A	DePaul	70 93				

Non-Div I Games: Tex. A&M-Kingsville86 36 Concordia (TX) 72 31 Texas Lutheran 71 47

Tex.-Pan American

Average RPI Win:	145	WON-LOST	WINNING	LAST 10	STRENGTH OF	OPP. STRENGTH	TEAM	ADJ.	CONF.	ADJ CONF.
Average RPI Loss:	0	RECORD	PCT. RANK	GAMES	SCHEDULE	OF SCHEDULE	RPI	RPI	RPI	RPI
DIV. I ONLY	10- 0	1	10- 0	200	4	20	20	5	5	
DIV. I NON-CONF.	10- 0	1	10- 0	202	4	20	20	5	5	
TOTALS	RPI 1-25		RPI 26-50	W-L RECORDS	RPI 51-100	RPI 101-150	RPI 150+			
10- 0	1- 0		2- 0	OVERALL	1- 0	1- 0	5- 0			
7- 0	1- 0		0- 0	HOME	0- 0	1- 0	5- 0			
2- 0	0- 0		1- 0	AWAY	1- 0	0- 0	0- 0			
1- 0	0- 0		1- 0	NEUTRAL	0- 0	0- 0	0- 0			
10- 0	1- 0		2- 0	NON-CONFERENCE	1- 0	1- 0	5- 0			
7- 0	1- 0		0- 0	HOME	0- 0	1- 0	5- 0			
2- 0	0- 0		1- 0	AWAY	1- 0	0- 0	0- 0			
1- 0	0- 0		1- 0	NEUTRAL	0- 0	0- 0	0- 0			
0- 0	0- 0		0- 0	CONFERENCE	0- 0	0- 0	0- 0			
0- 0	0- 0		0- 0	HOME	0- 0	0- 0	0- 0			
0- 0	0- 0		0- 0	AWAY	0- 0	0- 0	0- 0			
0- 0	0- 0		0- 0	NEUTRAL	0- 0	0- 0	0- 0			

RPI 1-25				RPI 26-50				RPI 51-100				RPI 101+			
RPI	S	Opponent	Score	RPI	S	Opponent	Score	RPI	S	Opponent	Score	RPI	S	Opponent	Score
18	H	Tennessee	72 59	29	A	Stanford	87 81	84	A	UCLA	75 65	143	H	Tex.-Pan American	72 45
				36	N	Texas A&M	67 65					203	H	McNeese St.	76 59
												220	H	UTSA	68 48
												232	H	New Mexico	86 37
												236	H	Southern U.	80 42
												247	H	Northwestern St.	74 34
LAST 12 Division I GAMES:															
				36	N	Texas A&M	67 65	18	H	Tennessee	72 59				
				203	H	McNeese St.	76 59	143	H	Tex.-Pan American	72 45				
				247	H	Northwestern St.	74 34	84	A	UCLA	75 65				
				236	H	Southern U.	80 42	29	A	Stanford	87 81				
				232	H	New Mexico	86 37	220	H	UTSA	68 48				

Non-Div I Games:

Texas

Average RPI Win:	183	WON-LOST	WINNING	LAST 10	STRENGTH OF	OPP. STRENGTH	TEAM	ADJ.	CONF.	ADJ CONF.
Average RPI Loss:	20	RECORD	PCT. RANK	GAMES	SCHEDULE	OF SCHEDULE	RPI	RPI	RPI	RPI
DIV. I ONLY	11- 1	8	9- 1	155	53	36	36	4	4	
DIV. I NON-CONF.	11- 1	8	11- 1	162	53	35	35	4	4	
TOTALS	RPI 1-25	RPI 26-50	W-L RECORDS	RPI 51-100	RPI 101-150	RPI 150+				
11- 1	1- 1	0- 0	OVERALL	0- 0	2- 0	8- 0				
6- 0	1- 0	0- 0	HOME	0- 0	0- 0	5- 0				
3- 0	0- 0	0- 0	AWAY	0- 0	1- 0	2- 0				
2- 1	0- 1	0- 0	NEUTRAL	0- 0	1- 0	1- 0				
11- 1	1- 1	0- 0	NON-CONFERENCE	0- 0	2- 0	8- 0				
6- 0	1- 0	0- 0	HOME	0- 0	0- 0	5- 0				
3- 0	0- 0	0- 0	AWAY	0- 0	1- 0	2- 0				
2- 1	0- 1	0- 0	NEUTRAL	0- 0	1- 0	1- 0				
0- 0	0- 0	0- 0	CONFERENCE	0- 0	0- 0	0- 0				
0- 0	0- 0	0- 0	HOME	0- 0	0- 0	0- 0				
0- 0	0- 0	0- 0	AWAY	0- 0	0- 0	0- 0				
0- 0	0- 0	0- 0	NEUTRAL	0- 0	0- 0	0- 0				

RPI 1-25				RPI 26-50		Team's RPI: 36		RPI 51-100				RPI 101+			
RPI	S	Opponent	Score	RPI	S	Opponent	Score	RPI	S	Opponent	Score	RPI	S	Opponent	Score
8	H	Duke	63 59									107	A	DePaul	76 68
20	N	Texas	65 67									143	N	Tex.-Pan American	63 61
												184	A	TCU	82 71
												188	A	SMU	70 62
												202	H	Prairie View	59 41
												203	H	McNeese St.	93 27
												228	H	Houston	94 55
												232	N	New Mexico	66 52
												247	H	Northwestern St.	75 42
												269	H	Rice	76 55
LAST 12 Division I GAMES:															
228	H	Houston	94 55	20	N	Texas	65 67	202	H	Prairie View	59 41				
188	A	SMU	70 62					269	H	Rice	76 55				
184	A	TCU	82 71					143	N	Tex.-Pan American	63 61				
247	H	Northwestern St.	75 42					232	N	New Mexico	66 52				
8	H	Duke	63 59					107	A	DePaul	76 68				
203	H	McNeese St.	93 27												

Non-Div I Games:

Texas A&M

Texas Southern

Through Games Of Dec. 21, 2014

Average RPI Win:	251	WON-LOST	WINNING	LAST 10	STRENGTH OF	OPP. STRENGTH	TEAM	ADJ.	CONF.	ADJ CONF.
Average RPI Loss:	194	RECORD	PCT. RANK	GAMES	SCHEDULE	OF SCHEDULE	RPI	RPI	RPI	RPI
DIV. I ONLY	2- 7	283	2- 7	183	335	259	259	31	31	
DIV. I NON-CONF.	2- 7	281	2- 7	186	336	261	261	32	32	
TOTALS	RPI 1-25	RPI 26-50	W-L RECORDS	RPI 51-100	RPI 101-150	RPI 150+				
2- 7	0- 0	0- 0	OVERALL	0- 2	0- 1	2- 4				
0- 1	0- 0	0- 0	HOME	0- 0	0- 0	0- 1				
1- 6	0- 0	0- 0	AWAY	0- 1	0- 0	1- 0				
1- 0	0- 0	0- 0	NEUTRAL	0- 0	0- 0	1- 0				
2- 7	0- 0	0- 0	NON-CONFERENCE	0- 2	0- 1	2- 4				
0- 1	0- 0	0- 0	HOME	0- 0	0- 0	0- 1				
1- 6	0- 0	0- 0	AWAY	0- 2	0- 1	1- 3				
1- 0	0- 0	0- 0	NEUTRAL	0- 0	0- 0	1- 0				
0- 0	0- 0	0- 0	CONFERENCE	0- 0	0- 0	0- 0				
0- 0	0- 0	0- 0	HOME	0- 0	0- 0	0- 0				
0- 0	0- 0	0- 0	AWAY	0- 0	0- 0	0- 0				
0- 0	0- 0	0- 0	NEUTRAL	0- 0	0- 0	0- 0				

RPI 1-25			RPI 26-50			RPI 51-100			RPI 101+			Team's RPI: 259
RPI	S	Opponent	Score	RPI	S	Opponent	Score	RPI	S	Opponent	Score	
						66 A CSUN	50 63	115 A Oklahoma St.		58 77		
						79 A Kansas	44 69	184 A TCU		52 69		
								245 A Houston Baptist		92 80		
								251 H Tulsa		64 67		
								257 N IUPUI		71 61		
								324 A Sam Houston St.		54 61		
								338 A A&M-Corpus Christi		63 68		
LAST 12 Division I GAMES:												
245 A		Houston Baptist	92 80	338 A		A&M-Corpus Christi	63 68					
324 A		Sam Houston St.	54 61	79 A		Kansas	44 69					
66 A		CSUN	50 63	115 A		Oklahoma St.	58 77					
257 N		IUPUI	71 61									
251 H		Tulsa	64 67									
184 A		TCU	52 69									

Non-Div I Games:

Texas Southern

■ Loss,
 ■ Non-Conf,
 ■ S Site,
 ■ H Home
 ■ A Away
 N Neutral

Average RPI Win:	270	WON-LOST	WINNING	LAST 10	STRENGTH OF	OPP. STRENGTH	TEAM	ADJ.	CONF.	ADJ CONF.
Average RPI Loss:	120	RECORD	PCT. RANK	GAMES	SCHEDULE	OF SCHEDULE	RPI	RPI	RPI	RPI
DIV. I ONLY	3- 4	199	3- 4	262	215	219	219	22	22	
DIV. I NON-CONF.	3- 4	193	3- 4	264	216	223	223	22	22	
TOTALS	RPI 1-25	RPI 26-50	W-L RECORDS	RPI 51-100	RPI 101-150	RPI 150+				
3- 4	0- 0	0- 1	OVERALL	0- 1	0- 1	3- 1				
1- 1	0- 0	0- 0	HOME	0- 0	0- 0	1- 1				
1- 3	0- 0	0- 1	AWAY	0- 1	0- 1	1- 0				
1- 0	0- 0	0- 0	NEUTRAL	0- 0	0- 0	1- 0				
3- 4	0- 0	0- 1	NON-CONFERENCE	0- 1	0- 1	3- 1				
1- 1	0- 0	0- 0	HOME	0- 0	0- 0	1- 1				
1- 3	0- 0	0- 1	AWAY	0- 1	0- 1	1- 0				
1- 0	0- 0	0- 0	NEUTRAL	0- 0	0- 0	1- 0				
0- 0	0- 0	0- 0	CONFERENCE	0- 0	0- 0	0- 0				
0- 0	0- 0	0- 0	HOME	0- 0	0- 0	0- 0				
0- 0	0- 0	0- 0	AWAY	0- 0	0- 0	0- 0				
0- 0	0- 0	0- 0	NEUTRAL	0- 0	0- 0	0- 0				

RPI 1-25			RPI 26-50			RPI 51-100			RPI 101+			Team's RPI: 219
RPI	S	Opponent	Score	RPI	S	Opponent	Score	RPI	S	Opponent	Score	
48	A	Stetson	57 75	70	A	Texas Tech	77 81	115	A	Oklahoma St.	37 64	
								220	A	UTSA	57 53	
								245	H	Houston Baptist	56 61	
								261	N	Bethune-Cookman	51 40	
								329	H	Lamar	79 72	
LAST 12 Division I GAMES:												
329	H	Lamar	79 72	48	A	Stetson	57 75					
245	H	Houston Baptist	56 61	261	N	Bethune-Cookman	51 40					
70	A	Texas Tech	77 81	220	A	UTSA	57 53					
				115	A	Oklahoma St.	37 64					

Non-Div I Games: Tex. A&M Int'l 83 65 Tex. A&M-Commerce 74 69

Texas St.

Average RPI Win: 192		WON-LOST	WINNING	LAST 10	STRENGTH OF	OPP. STRENGTH	TEAM	ADJ.	CONF.	ADJ CONF.
Average RPI Loss: 60		RECORD	PCT. RANK	GAMES	SCHEDULE	OF SCHEDULE	RPI	RPI	RPI	RPI
DIV. I ONLY		9- 2	36	8- 2	136	152	70	70	5	5
DIV. I NON-CONF.		9- 2	36	9- 2	144	154	71	71	5	5
TOTALS	RPI 1-25	RPI 26-50		W-L RECORDS		RPI 51-100	RPI 101-150	RPI 150+		
9- 2	0- 0	0- 0		OVERALL		0- 2	3- 0	6- 0		
9- 0	0- 0	0- 0		HOME		0- 0	3- 0	6- 0		
0- 0	0- 0	0- 0		AWAY		0- 0	0- 0	0- 0		
0- 2	0- 0	0- 0		NEUTRAL		0- 2	0- 0	0- 0		
9- 2	0- 0	0- 0		NON-CONFERENCE		0- 2	3- 0	6- 0		
9- 0	0- 0	0- 0		HOME		0- 0	3- 0	6- 0		
0- 0	0- 0	0- 0		AWAY		0- 0	0- 0	0- 0		
0- 2	0- 0	0- 0		NEUTRAL		0- 2	0- 0	0- 0		
0- 0	0- 0	0- 0		CONFERENCE		0- 0	0- 0	0- 0		
0- 0	0- 0	0- 0		HOME		0- 0	0- 0	0- 0		
0- 0	0- 0	0- 0		AWAY		0- 0	0- 0	0- 0		
0- 0	0- 0	0- 0		NEUTRAL		0- 0	0- 0	0- 0		

RPI 1-25				RPI 26-50				RPI 51-100				Team's RPI: 70		RPI 101+			
RPI	S	Opponent	Score	RPI	S	Opponent	Score	RPI	S	Opponent	Score		RPI	S	Opponent	Score	
								52	N	Purdue	53	69	126	H	Abilene Christian	61 44	
								68	N	North Carolina St.	42	75	129	H	Jacksonville St.	67 59	
													143	H	Tex.-Pan American	50 42	
													179	H	Arizona	57 54	
													185	H	Nicholls St.	76 49	
													219	H	Texas St.	81 77	
													220	H	UTSA	64 48	
													228	H	Houston	60 54	
													302	H	Morgan St.	65 57	
LAST 12 Division I GAMES:																	
228	H	Houston	60 54	143	H	Tex.-Pan American	50 42										
220	H	UTSA	64 48	126	H	Abilene Christian	61 44										
185	H	Nicholls St.	76 49	68	N	North Carolina St.	42 75										
219	H	Texas St.	81 77	52	N	Purdue	53 69										
129	H	Jacksonville St.	67 59	302	H	Morgan St.	65 57										
				179	H	Arizona	57 54										

Non-Div I Games:

Texas Tech

■ Loss, ■ Non-Conf, S Site, H Home A Away N Neutral

Average RPI Win:	313	WON-LOST	WINNING	LAST 10	STRENGTH OF	OPP. STRENGTH	TEAM	ADJ.	CONF.	ADJ CONF.
Average RPI Loss:	115	RECORD	PCT. RANK	GAMES	SCHEDULE	OF SCHEDULE	RPI	RPI	RPI	RPI
DIV. I ONLY	4- 3	134	0- 1	255	338	190	190	22	22	
DIV. I NON-CONF.	4- 3	136	0- 1	257	339	191	191	22	22	
TOTALS	RPI 1-25	RPI 26-50	W-L RECORDS	RPI 51-100	RPI 101-150	RPI 150+				
4- 3	0- 0	0- 1	OVERALL	0- 1	0- 0	4- 1				
2- 1	0- 0	0- 0	HOME	0- 0	0- 0	2- 1				
2- 2	0- 0	0- 1	AWAY	0- 0	0- 0	2- 0				
0- 0	0- 0	0- 0	NEUTRAL	0- 0	0- 0	0- 0				
4- 3	0- 0	0- 1	NON-CONFERENCE	0- 1	0- 0	4- 1				
2- 1	0- 0	0- 0	HOME	0- 0	0- 0	2- 1				
2- 2	0- 0	0- 1	AWAY	0- 1	0- 0	2- 0				
0- 0	0- 0	0- 0	NEUTRAL	0- 0	0- 0	0- 0				
0- 0	0- 0	0- 0	CONFERENCE	0- 0	0- 0	0- 0				
0- 0	0- 0	0- 0	HOME	0- 0	0- 0	0- 0				
0- 0	0- 0	0- 0	AWAY	0- 0	0- 0	0- 0				
0- 0	0- 0	0- 0	NEUTRAL	0- 0	0- 0	0- 0				

RPI 1-25			RPI 26-50			RPI 51-100			RPI 101+			Team's RPI: 190
RPI	S	Opponent	Score	RPI	S	Opponent	Score	RPI	S	Opponent	Score	
44	A	Wichita St.	61 71	80	A	Kansas St.	41 45	220	H	UTSA	55 63	
								245	H	Houston Baptist	83 73	
								330	H	Northern Ariz.	80 62	
								337	A	North Texas	46 38	
								338	A	A&M-Corpus Christi	42 28	
LAST 12 Division I GAMES:												
44	A	Wichita St.	61 71	220	H	UTSA	55 63					
337	A	North Texas	46 38	330	H	Northern Ariz.	80 62					
338	A	A&M-Corpus Christi	42 28	245	H	Houston Baptist	83 73					
80	A	Kansas St.	41 45									

Non-Div I Games: Missouri Valley 90 32 McMurry 82 25

Texas-Arlington

Average RPI Win:	128	WON-LOST	WINNING	LAST 10	STRENGTH OF	OPP. STRENGTH	TEAM	ADJ.	CONF.	ADJ CONF.
Average RPI Loss:	99	RECORD	PCT. RANK	GAMES	SCHEDULE	OF SCHEDULE	RPI	RPI	RPI	RPI
DIV. I ONLY	6- 4	116	1- 0	45	78	60	60	14	14	
DIV. I NON-CONF.	6- 4	116	1- 0	48	80	62	62	14	14	
TOTALS	RPI 1-25	RPI 26-50	W-L RECORDS	RPI 51-100	RPI 101-150	RPI 150+				
6- 4	0- 1	0- 0	OVERALL	3- 1	1- 1	2- 1				
2- 1	0- 0	0- 0	HOME	2- 0	0- 0	0- 1				
0- 3	0- 1	0- 0	AWAY	0- 1	0- 1	0- 0				
4- 0	0- 0	0- 0	NEUTRAL	1- 0	1- 0	2- 0				
6- 4	0- 1	0- 0	NON-CONFERENCE	3- 1	1- 1	2- 1				
2- 1	0- 0	0- 0	HOME	2- 0	0- 0	0- 1				
0- 3	0- 1	0- 0	AWAY	0- 1	0- 1	0- 0				
4- 0	0- 0	0- 0	NEUTRAL	1- 0	1- 0	2- 0				
0- 0	0- 0	0- 0	CONFERENCE	0- 0	0- 0	0- 0				
0- 0	0- 0	0- 0	HOME	0- 0	0- 0	0- 0				
0- 0	0- 0	0- 0	AWAY	0- 0	0- 0	0- 0				
0- 0	0- 0	0- 0	NEUTRAL	0- 0	0- 0	0- 0				

RPI 1-25				RPI 26-50				RPI 51-100				Team's RPI: 60				RPI 101+			
RPI	S	Opponent	Score	RPI	S	Opponent	Score	RPI	S	Opponent	Score	RPI	S	Opponent	Score	RPI	S	Opponent	Score
13	A	Dayton	57 79					52	A	Purdue	48 66	112	N	Southern Ill.	64 48				
								81	H	St. Bonaventure	64 58	125	A	Cleveland St.	71 81				
								88	H	Idaho	80 67	179	N	Arizona	69 54				
								89	N	Virginia	64 62	205	H	Detroit	72 83				
												216	N	Nevada	65 56				
LAST 12 Division I GAMES:																			
205	H	Detroit	72 83	179	N	Arizona	69 54												
88	H	Idaho	80 67	112	N	Southern Ill.	64 48												
13	A	Dayton	57 79	216	N	Nevada	65 56												
89	N	Virginia	64 62	125	A	Cleveland St.	71 81												
52	A	Purdue	48 66																
81	H	St. Bonaventure	64 58																

Non-Div I Games:

Toledo



























Average RPI Win:	318	WON-LOST	WINNING	LAST 10	STRENGTH OF	OPP. STRENGTH	TEAM	ADJ.	CONF.	ADJ CONF.
Average RPI Loss:	167	RECORD	PCT. RANK	GAMES	SCHEDULE	OF SCHEDULE	RPI	RPI	RPI	RPI
DIV. I ONLY	3- 7	251	3- 7	196	330	249	249	11	11	
DIV. I NON-CONF.	3- 7	251	3- 7	199	331	250	250	11	11	
TOTALS	RPI 1-25	RPI 26-50	W-L RECORDS	RPI 51-100	RPI 101-150	RPI 150+				
3- 7	0- 0	0- 1	OVERALL	0- 1	0- 1	3- 4				
1- 1	0- 0	0- 0	HOME	0- 1	0- 0	1- 0				
2- 4	0- 0	0- 1	AWAY	0- 0	0- 0	2- 2				
0- 2	0- 0	0- 0	NEUTRAL	0- 0	0- 1	0- 1				
3- 7	0- 0	0- 1	NON-CONFERENCE	0- 1	0- 1	3- 4				
1- 1	0- 0	0- 0	HOME	0- 1	0- 0	1- 0				
2- 4	0- 0	0- 1	AWAY	0- 0	0- 0	2- 3				
0- 2	0- 0	0- 0	NEUTRAL	0- 0	0- 1	0- 1				
0- 0	0- 0	0- 0	CONFERENCE	0- 0	0- 0	0- 0				
0- 0	0- 0	0- 0	HOME	0- 0	0- 0	0- 0				
0- 0	0- 0	0- 0	AWAY	0- 0	0- 0	0- 0				
0- 0	0- 0	0- 0	NEUTRAL	0- 0	0- 0	0- 0				

RPI S	Opponent	Score	RPI S	Opponent	Score	RPI S	Opponent	Score	RPI S	Opponent	Score	Team's RPI: 249
41	A Maryland	52 81	98	H North Dakota	52 54	116	N Rhode Island	49 60	174	N La Salle	49 62	
						187	A Wake Forest	64 74	266	A Penn St.	64 71	
						286	A Navy	51 55	287	H Rider	53 51	
						332	A Loyola Maryland	63 50	335	A UMBC	59 54	
LAST 12 Division I GAMES:												
116	N Rhode Island	49 60	187	A Wake Forest	64 74	41	A Maryland	52 81				
335	A UMBC	59 54	332	A Loyola Maryland	63 50	286	A Navy	51 55				
98	H North Dakota	52 54	174	N La Salle	49 62							
287	H Rider	53 51										
266	A Penn St.	64 71										

Non-Div I Games:

Towson

Average RPI Win:	262	WON-LOST	WINNING	LAST 10	STRENGTH OF	OPP. STRENGTH	TEAM	ADJ.	CONF.	ADJ CONF.
Average RPI Loss:	135	RECORD	PCT. RANK	GAMES	SCHEDULE	OF SCHEDULE	RPI	RPI	RPI	RPI
DIV. I ONLY	5- 4	136	5- 4	310	218	218	218	22	22	
DIV. I NON-CONF.	5- 4	139	5- 4	313	218	222	222	22	22	
TOTALS	RPI 1-25	RPI 26-50	W-L RECORDS	RPI 51-100	RPI 101-150	RPI 150+				
5- 4	0- 0	0- 0	OVERALL	0- 1	0- 2	5- 1				
3- 1	0- 0	0- 0	HOME	0- 0	0- 1	3- 0				
2- 3	0- 0	0- 0	AWAY	0- 1	0- 1	2- 1				
0- 0	0- 0	0- 0	NEUTRAL	0- 0	0- 0	0- 0				
5- 4	0- 0	0- 0	NON-CONFERENCE	0- 1	0- 2	5- 1				
3- 1	0- 0	0- 0	HOME	0- 0	0- 1	3- 0				
2- 3	0- 0	0- 0	AWAY	0- 1	0- 1	2- 1				
0- 0	0- 0	0- 0	NEUTRAL	0- 0	0- 0	0- 0				
0- 0	0- 0	0- 0	CONFERENCE	0- 0	0- 0	0- 0				
0- 0	0- 0	0- 0	HOME	0- 0	0- 0	0- 0				
0- 0	0- 0	0- 0	AWAY	0- 0	0- 0	0- 0				
0- 0	0- 0	0- 0	NEUTRAL	0- 0	0- 0	0- 0				

RPI 1-25			RPI 26-50			RPI 51-100			RPI 101+			Team's RPI: 218
RPI	S	Opponent	Score	RPI	S	Opponent	Score	RPI	S	Opponent	Score	
						57  Auburn	54  71		106  Clemson		73  82	
									117  Savannah St.		80  83	
									207  Samford		76 67	
									217  Southeastern La.		80 78	
									248  Tennessee St.		75 71	
									258  Evansville		85  94	
									299  Alabama St.		70 50	
									339  Florida A&M		65 59	
LAST 12 Division I GAMES:												
248		Tennessee St.	75 71	258		Evansville	85  94					
106		Clemson	73  82	299		Alabama St.	70 50					
57		Auburn	54  71	207		Samford	76 67					
				117		Savannah St.	80  83					
				339		Florida A&M	65 59					
				217		Southeastern La.	80 78					

Non-Div I Games:

Troy

Average RPI Win: 160		WON-LOST	WINNING	LAST 10	STRENGTH OF	OPP. STRENGTH	TEAM	ADJ.	CONF.	ADJ CONF.
Average RPI Loss: 17		RECORD	PCT. RANK	GAMES	SCHEDULE	OF SCHEDULE	RPI	RPI	RPI	RPI
DIV. I ONLY		9- 1	23	1- 0	110	22	24	24	9	9
DIV. I NON-CONF.		9- 1	22	1- 0	117	22	24	24	9	9
TOTALS	RPI 1-25	RPI 26-50		W-L RECORDS		RPI 51-100	RPI 101-150	RPI 150+		
9- 1	0- 1	1- 0		OVERALL		1- 0	2- 0	5- 0		
5- 0	0- 0	0- 0		HOME		1- 0	1- 0	3- 0		
3- 0	0- 0	1- 0		AWAY		0- 0	0- 0	2- 0		
1- 1	0- 1	0- 0		NEUTRAL		0- 0	1- 0	0- 0		
9- 1	0- 1	1- 0		NON-CONFERENCE		1- 0	2- 0	5- 0		
5- 0	0- 0	0- 0		HOME		1- 0	1- 0	3- 0		
3- 0	0- 0	1- 0		AWAY		0- 0	0- 0	2- 0		
1- 1	0- 1	0- 0		NEUTRAL		0- 0	1- 0	0- 0		
0- 0	0- 0	0- 0		CONFERENCE		0- 0	0- 0	0- 0		
0- 0	0- 0	0- 0		HOME		0- 0	0- 0	0- 0		
0- 0	0- 0	0- 0		AWAY		0- 0	0- 0	0- 0		
0- 0	0- 0	0- 0		NEUTRAL		0- 0	0- 0	0- 0		

RPI 1-25				Team's RPI: 24		RPI 26-50				RPI 51-100				RPI 101+			
RPI	S	Opponent	Score	RPI	S	Opponent	Score	RPI	S	Opponent	Score	RPI	S	Opponent	Score		
17	N	Western Ky.	64 69	49	A	UALR	74 58	68	H	North Carolina St.	60 51	110	N	UNI	71 48		
												124	H	Miami (FL)	70 65		
												185	H	Nicholls St.	77 44		
												203	A	McNeese St.	75 55		
												207	H	Samford	58 56		
												215	A	LSU	51 45		
												280	H	Mississippi Val.	87 47		
LAST 12 Division I GAMES:																	
110	N	UNI	71 48	185	H	Nicholls St.	77 44										
124	H	Miami (FL)	70 65	17	N	Western Ky.	64 69										
207	H	Samford	58 56	68	H	North Carolina St.	60 51										
49	A	UALR	74 58	215	A	LSU	51 45										
				203	A	McNeese St.	75 55										
				280	H	Mississippi Val.	87 47										

Non-Div I Games:

Tulane

Loss, Non-Conf, S Site, H Home A Away N Neutral

Average RPI Win:	254	WON-LOST	WINNING	LAST 10	STRENGTH OF	OPP. STRENGTH	TEAM	ADJ.	CONF.	ADJ CONF.
Average RPI Loss:	116	RECORD	PCT. RANK	GAMES	SCHEDULE	OF SCHEDULE	RPI	RPI	RPI	RPI
DIV. I ONLY	5- 6	180	5- 5	305	64	251	251	9	9	
DIV. I NON-CONF.	5- 6	175	5- 6	306	65	253	253	9	9	
TOTALS	RPI 1-25	RPI 26-50	W-L RECORDS	RPI 51-100	RPI 101-150	RPI 150+				
5- 6	0- 0	0- 1	OVERALL	0- 1	0- 2	5- 2				
2- 4	0- 0	0- 1	HOME	0- 1	0- 1	2- 1				
2- 2	0- 0	0- 0	AWAY	0- 0	0- 1	2- 1				
1- 0	0- 0	0- 0	NEUTRAL	0- 0	0- 0	1- 0				
5- 6	0- 0	0- 1	NON-CONFERENCE	0- 1	0- 2	5- 2				
2- 4	0- 0	0- 1	HOME	0- 1	0- 1	2- 1				
2- 2	0- 0	0- 0	AWAY	0- 0	0- 1	2- 1				
1- 0	0- 0	0- 0	NEUTRAL	0- 0	0- 0	1- 0				
0- 0	0- 0	0- 0	CONFERENCE	0- 0	0- 0	0- 0				
0- 0	0- 0	0- 0	HOME	0- 0	0- 0	0- 0				
0- 0	0- 0	0- 0	AWAY	0- 0	0- 0	0- 0				
0- 0	0- 0	0- 0	NEUTRAL	0- 0	0- 0	0- 0				

RPI S	Opponent	Score	RPI S	Opponent	Score	RPI S	Opponent	Score	RPI S	Opponent	Score	Team's RPI: 251
49	H UALR	59 66	51	H Arkansas	53 64	110	H UNI	66 69	124	A Miami (FL)	57 69	
						163	H Saint Louis	58 63	170	N Buffalo	87 77	
						198	A Oral Roberts	71 73	239	A Valparaiso	87 63	
						259	A Texas Southern	67 64	274	H New Orleans	78 55	
						329	H Lamar	73 69				
LAST 12 Division I GAMES:												
49	H UALR	59 66	170	N Buffalo	87 77							
274	H New Orleans	78 55	259	A Texas Southern	67 64							
51	H Arkansas	53 64	198	A Oral Roberts	71 73							
239	A Valparaiso	87 63	329	H Lamar	73 69							
163	H Saint Louis	58 63	110	H UNI	66 69							
124	A Miami (FL)	57 69										

Non-Div I Games:

Tulsa

Average RPI Win:	287	WON-LOST	WINNING	LAST 10	STRENGTH OF	OPP. STRENGTH	TEAM	ADJ.	CONF.	ADJ CONF.
Average RPI Loss:	181	RECORD	PCT. RANK	GAMES	SCHEDULE	OF SCHEDULE	RPI	RPI	RPI	RPI
DIV. I ONLY	6- 4	116	6- 4	344	151	242	242	18	18	
DIV. I NON-CONF.	6- 4	116	6- 4	345	153	243	243	19	19	
TOTALS	RPI 1-25	RPI 26-50	W-L RECORDS	RPI 51-100	RPI 101-150	RPI 150+				
6- 4	0- 0	0- 1	OVERALL	0- 0	0- 0	6- 3				
4- 0	0- 0	0- 0	HOME	0- 0	0- 0	4- 0				
1- 4	0- 0	0- 1	AWAY	0- 0	0- 0	1- 3				
1- 0	0- 0	0- 0	NEUTRAL	0- 0	0- 0	1- 0				
6- 4	0- 0	0- 1	NON-CONFERENCE	0- 0	0- 0	6- 3				
4- 0	0- 0	0- 0	HOME	0- 0	0- 0	4- 0				
1- 4	0- 0	0- 1	AWAY	0- 0	0- 0	1- 3				
1- 0	0- 0	0- 0	NEUTRAL	0- 0	0- 0	1- 0				
0- 0	0- 0	0- 0	CONFERENCE	0- 0	0- 0	0- 0				
0- 0	0- 0	0- 0	HOME	0- 0	0- 0	0- 0				
0- 0	0- 0	0- 0	AWAY	0- 0	0- 0	0- 0				
0- 0	0- 0	0- 0	NEUTRAL	0- 0	0- 0	0- 0				

RPI S	Opponent	Score	RPI S	Opponent	Score	RPI S	Opponent	Score	RPI S	Opponent	Score	Team's RPI: 242
34	A Florida St.	62 92							179	A Arizona	44 49	
									207	A Samford	41 70	
									227	A Loyola Chicago	61 51	
									277	N UC Irvine	69 65	
									278	H Ark.-Pine Bluff	65 56	
									297	H Lipscomb	72 54	
									305	A Loyola Marymount	61 66	
									318	H Alcorn	57 43	
									327	H South Ala.	73 43	
LAST 12 Division I GAMES:												
278	H Ark.-Pine Bluff	65 56	327	H South Ala.	73 43							
179	A Arizona	44 49	318	H Alcorn	57 43							
207	A Samford	41 70	297	H Lipscomb	72 54							
277	N UC Irvine	69 65	34	A Florida St.	62 92							
305	A Loyola Marymount	61 66										
227	A Loyola Chicago	61 51										

Non-Div I Games:

UAB

■ Loss,
 ■ Non-Conf,
 S Site,
 ■ Home
 ■ Away
 N Neutral

Average RPI Win:	202	WON-LOST	WINNING	LAST 10	STRENGTH OF	OPP. STRENGTH	TEAM	ADJ.	CONF.	ADJ CONF.
Average RPI Loss:	40	RECORD	PCT. RANK	GAMES	SCHEDULE	OF SCHEDULE	RPI	RPI	RPI	RPI
DIV. I ONLY	7- 2	54	7- 2	106	117	49	49	22	22	
DIV. I NON-CONF.	7- 2	54	7- 2	113	117	51	51	22	22	
TOTALS	RPI 1-25	RPI 26-50	W-L RECORDS	RPI 51-100	RPI 101-150	RPI 150+				
7- 2	0- 1	0- 0	OVERALL	1- 1	0- 0	6- 0				
3- 1	0- 1	0- 0	HOME	1- 0	0- 0	2- 0				
4- 1	0- 0	0- 0	AWAY	0- 1	0- 0	4- 0				
0- 0	0- 0	0- 0	NEUTRAL	0- 0	0- 0	0- 0				
7- 2	0- 1	0- 0	NON-CONFERENCE	1- 1	0- 0	6- 0				
3- 1	0- 1	0- 0	HOME	1- 0	0- 0	2- 0				
4- 1	0- 0	0- 0	AWAY	0- 1	0- 0	4- 0				
0- 0	0- 0	0- 0	NEUTRAL	0- 0	0- 0	0- 0				
0- 0	0- 0	0- 0	CONFERENCE	0- 0	0- 0	0- 0				
0- 0	0- 0	0- 0	HOME	0- 0	0- 0	0- 0				
0- 0	0- 0	0- 0	AWAY	0- 0	0- 0	0- 0				
0- 0	0- 0	0- 0	NEUTRAL	0- 0	0- 0	0- 0				

RPI 1-25				RPI 26-50		Team's RPI: 49		RPI 51-100				RPI 101+			
RPI	S	Opponent	Score	RPI	S	Opponent	Score	RPI	S	Opponent	Score	RPI	S	Opponent	Score
24	H	Tulane	58 74					56	A	South Dakota St.	42 67	152	A	Memphis	66 59
								83	H	Oklahoma	66 62	198	H	Oral Roberts	54 43
												215	A	LSU	70 54
												246	H	Missouri St.	61 48
												251	A	Tulsa	66 59
												269	A	Rice	55 40
LAST 12 Division I GAMES:															
24	H	Tulane	58 74	251	A	Tulsa	66 59								
152	A	Memphis	66 59	56	A	South Dakota St.	42 67								
198	H	Oral Roberts	54 43	83	H	Oklahoma	66 62								
269	A	Rice	55 40												
246	H	Missouri St.	61 48												
215	A	LSU	70 54												

Non-Div I Games:

UALR

■ Loss,
 ■ Non-Conf, S Site,
 ■ Home
 ■ Away
 N Neutral

Average RPI Win:	201	WON-LOST	WINNING	LAST 10	STRENGTH OF	OPP. STRENGTH	TEAM	ADJ.	CONF.	ADJ CONF.
Average RPI Loss:	87	RECORD	PCT. RANK	GAMES	SCHEDULE	OF SCHEDULE	RPI	RPI	RPI	RPI
DIV. I ONLY	4- 6	202	4- 6	42	187	138	138	15	15	
DIV. I NON-CONF.	4- 6	200	4- 6	43	187	137	137	15	15	
TOTALS	RPI 1-25	RPI 26-50	W-L RECORDS	RPI 51-100	RPI 101-150	RPI 150+				
4- 6	0- 2	0- 0	OVERALL	1- 1	0- 2	3- 1				
2- 3	0- 1	0- 0	HOME	1- 1	0- 1	1- 0				
1- 2	0- 1	0- 0	AWAY	0- 0	0- 1	1- 0				
1- 1	0- 0	0- 0	NEUTRAL	0- 0	0- 0	1- 1				
4- 6	0- 2	0- 0	NON-CONFERENCE	1- 1	0- 2	3- 1				
2- 3	0- 1	0- 0	HOME	1- 1	0- 1	1- 0				
1- 2	0- 1	0- 0	AWAY	0- 0	0- 1	1- 0				
1- 1	0- 0	0- 0	NEUTRAL	0- 0	0- 0	1- 1				
0- 0	0- 0	0- 0	CONFERENCE	0- 0	0- 0	0- 0				
0- 0	0- 0	0- 0	HOME	0- 0	0- 0	0- 0				
0- 0	0- 0	0- 0	AWAY	0- 0	0- 0	0- 0				
0- 0	0- 0	0- 0	NEUTRAL	0- 0	0- 0	0- 0				

RPI	S	Opponent	Score	RPI	S	Opponent	Score	RPI	S	Opponent	Score	RPI	S	Opponent	Score	Team's RPI: 138
2	H	UConn	43 102					59	H	St. Mary's (CA)	55 57	101	H	San Francisco	70 73	
4	A	Arizona St.	51 72					86	H	Pacific	60 53	145	A	San Jose St.	75 89	
												153	N	Southern Utah	76 53	
												210	N	Santa Clara	76 79	
												241	A	Sacramento St.	90 82	
												323	H	Utah Valley	59 49	
LAST 12 Division I GAMES:																
323	H	Utah Valley	59 49	4	A	Arizona St.	51 72									
59	H	St. Mary's (CA)	55 57	145	A	San Jose St.	75 89									
241	A	Sacramento St.	90 82	153	N	Southern Utah	76 53									
2	H	UConn	43 102	210	N	Santa Clara	76 79									
				101	H	San Francisco	70 73									
				86	H	Pacific	60 53									

Non-Div I Games:

UC Davis

■ Loss,
 ■ Non-Conf,
 S Site,
 ■ Home
 ■ Away
 N Neutral

RPI 1-25				RPI 26-50				RPI 51-100				RPI 101+				Team's RPI: 277	
RPI	S	Opponent	Score	RPI	S	Opponent	Score	RPI	S	Opponent	Score	RPI	S	Opponent	Score		
								52	A	Purdue	44 69	121	H	Pepperdine	53 76		
								62	A	South Dakota	52 96	145	H	San Jose St.	65 91		
								76	A	Bakersfield	70 80	197	N	Wright St.	42 80		
								76	H	Bakersfield	65 68	233	N	Bowling Green	54 62		
								94	H	San Diego	64 87	242	N	UAB	65 69		
												330	A	Northern Ariz.	35 66		
												331	A	Grand Canyon	54 53		
												344	N	Denver	63 55		
LAST 12 Division I GAMES:																	
				344	N	Denver	63 55	52	A	Purdue	44 69						
				197	N	Wright St.	42 80	76	H	Bakersfield	65 68						
				62	A	South Dakota	52 96	94	H	San Diego	64 87						
				145	H	San Jose St.	65 91	76	A	Bakersfield	70 80						
				121	H	Pepperdine	53 76	242	N	UAB	65 69						
				331	A	Grand Canyon	54 53	233	N	Bowling Green	54 62						

UC Irvine

Page 301

UC Riverside

Through Games Of Dec. 21, 2014

Average RPI Win:	203	WON-LOST	WINNING	LAST 10	STRENGTH OF	OPP. STRENGTH	TEAM	ADJ.	CONF.	ADJ CONF.
Average RPI Loss:	51	RECORD	PCT. RANK	GAMES	SCHEDULE	OF SCHEDULE	RPI	RPI	RPI	RPI
DIV. I ONLY	6- 4	116	6- 4	79	125	73	73	15	15	
DIV. I NON-CONF.	6- 4	116	6- 4	88	125	74	74	15	15	
TOTALS	RPI 1-25	RPI 26-50	W-L RECORDS	RPI 51-100	RPI 101-150	RPI 150+				
6- 4	0- 1	0- 1	OVERALL	0- 2	2- 0	4- 0				
3- 1	0- 0	0- 1	HOME	0- 0	2- 0	1- 0				
2- 3	0- 1	0- 0	AWAY	0- 2	0- 0	2- 0				
1- 0	0- 0	0- 0	NEUTRAL	0- 0	0- 0	1- 0				
6- 4	0- 1	0- 1	NON-CONFERENCE	0- 2	2- 0	4- 0				
3- 1	0- 0	0- 1	HOME	0- 0	2- 0	1- 0				
2- 3	0- 1	0- 0	AWAY	0- 2	0- 0	2- 0				
1- 0	0- 0	0- 0	NEUTRAL	0- 0	0- 0	1- 0				
0- 0	0- 0	0- 0	CONFERENCE	0- 0	0- 0	0- 0				
0- 0	0- 0	0- 0	HOME	0- 0	0- 0	0- 0				
0- 0	0- 0	0- 0	AWAY	0- 0	0- 0	0- 0				
0- 0	0- 0	0- 0	NEUTRAL	0- 0	0- 0	0- 0				

RPI 1-25			RPI 26-50			RPI 51-100			Team's RPI: 73	RPI 101+		
RPI	S	Opponent	Score	RPI	S	Opponent	Score	RPI	S	Opponent	Score	
15	A	Fresno St.	61 73	27	H	Washington	71 74	76	A	Bakersfield	65 66	101 H San Francisco 66 53
								84	A	UCLA	43 57	145 H San Jose St. 100 80
												210 H Santa Clara 80 69
												226 N Stephen F. Austin 90 62
												232 A New Mexico 70 62
												305 A Loyola Marymount 81 55
LAST 12 Division I GAMES:												
27	H	Washington	71 74	84	A	UCLA	43 57	15	A	Fresno St.	61 73	
305	A	Loyola Marymount	81 55	76	A	Bakersfield	65 66	232	A	New Mexico	70 62	
145	H	San Jose St.	100 80	226	N	Stephen F. Austin	90 62	101	H	San Francisco	66 53	
210	H	Santa Clara	80 69									

Non-Div I Games:

UC Riverside

■ Loss,
 ■ Non-Conf, S Site,
 ■ Home
 ■ Away
 N Neutral

Average RPI Win:	0	WON-LOST	WINNING	LAST 10	STRENGTH OF	OPP. STRENGTH	TEAM	ADJ.	CONF.	ADJ CONF.
Average RPI Loss:	172	RECORD	PCT. RANK	GAMES	SCHEDULE	OF SCHEDULE	RPI	RPI	RPI	RPI
DIV. I ONLY	0- 10	337	0- 10	263	221	342	342	15	15	
DIV. I NON-CONF.	0- 10	334	0- 10	265	220	341	341	15	15	
TOTALS	RPI 1-25	RPI 26-50	W-L RECORDS	RPI 51-100	RPI 101-150	RPI 150+				
0- 10	0- 0	0- 1	OVERALL	0- 1	0- 1	0- 7				
0- 6	0- 0	0- 1	HOME	0- 1	0- 1	0- 3				
0- 4	0- 0	0- 0	AWAY	0- 0	0- 0	0- 4				
0- 0	0- 0	0- 0	NEUTRAL	0- 0	0- 0	0- 0				
0- 10	0- 0	0- 1	NON-CONFERENCE	0- 1	0- 1	0- 7				
0- 6	0- 0	0- 1	HOME	0- 1	0- 1	0- 3				
0- 4	0- 0	0- 0	AWAY	0- 0	0- 0	0- 4				
0- 0	0- 0	0- 0	NEUTRAL	0- 0	0- 0	0- 0				
0- 0	0- 0	0- 0	CONFERENCE	0- 0	0- 0	0- 0				
0- 0	0- 0	0- 0	HOME	0- 0	0- 0	0- 0				
0- 0	0- 0	0- 0	AWAY	0- 0	0- 0	0- 0				
0- 0	0- 0	0- 0	NEUTRAL	0- 0	0- 0	0- 0				

RPI 1-25				RPI 26-50				RPI 51-100				RPI 101+				Team's RPI: 342
RPI	S	Opponent	Score	RPI	S	Opponent	Score	RPI	S	Opponent	Score	RPI	S	Opponent	Score	
				45	H	Washington St.	55 81	88	H	Idaho	44 47	121	H	Pepperdine	44 66	
												151	A	San Diego St.	58 64	
												161	H	Army	39 61	
												179	A	Arizona	34 61	
												210	H	Santa Clara	33 47	
												215	H	LSU	45 78	
												216	A	Nevada	58 71	
												330	A	Northern Ariz.	49 67	
LAST 12 Division I GAMES:																
				215	H	LSU	45 78	161	H	Army	39 61					
				121	H	Pepperdine	44 66	179	A	Arizona	34 61					
				151	A	San Diego St.	58 64	330	A	Northern Ariz.	49 67					
				45	H	Washington St.	55 81	210	H	Santa Clara	33 47					
								88	H	Idaho	44 47					
								216	A	Nevada	58 71					

Non-Div I Games:

UC Santa Barbara

■ Loss,
 ■ Non-Conf,
 S Site,
 ■ Home
 ■ Away
 N Neutral

Average RPI Win:	248	WON-LOST	WINNING	LAST 10	STRENGTH OF	OPP. STRENGTH	TEAM	ADJ.	CONF.	ADJ CONF.
Average RPI Loss:	121	RECORD	PCT. RANK	GAMES	SCHEDULE	OF SCHEDULE	RPI	RPI	RPI	RPI
DIV. I ONLY	4- 7	223	3- 7	153	186	235	235	9	9	
DIV. I NON-CONF.	4- 7	223	4- 7	160	186	237	237	9	9	
TOTALS	RPI 1-25	RPI 26-50	W-L RECORDS	RPI 51-100	RPI 101-150	RPI 150+				
4- 7	0- 1	0- 2	OVERALL	0- 1	0- 0	4- 3				
4- 2	0- 0	0- 1	HOME	0- 1	0- 0	4- 0				
0- 5	0- 1	0- 1	AWAY	0- 0	0- 0	0- 3				
0- 0	0- 0	0- 0	NEUTRAL	0- 0	0- 0	0- 0				
4- 7	0- 1	0- 2	NON-CONFERENCE	0- 1	0- 0	4- 3				
4- 2	0- 0	0- 1	HOME	0- 1	0- 0	4- 0				
0- 5	0- 1	0- 1	AWAY	0- 0	0- 0	0- 3				
0- 0	0- 0	0- 0	NEUTRAL	0- 0	0- 0	0- 0				
0- 0	0- 0	0- 0	CONFERENCE	0- 0	0- 0	0- 0				
0- 0	0- 0	0- 0	HOME	0- 0	0- 0	0- 0				
0- 0	0- 0	0- 0	AWAY	0- 0	0- 0	0- 0				
0- 0	0- 0	0- 0	NEUTRAL	0- 0	0- 0	0- 0				

RPI 1-25				RPI 26-50				RPI 51-100				RPI 101+ Team's RPI: 235			
RPI	S	Opponent	Score	RPI	S	Opponent	Score	RPI	S	Opponent	Score	RPI	S	Opponent	Score
22	A	Middle Tenn.	57 79	32	A	St. John's (NY)	48 62	74	H	Akron	64 73	164	A	Iona	67 75
				48	H	Stetson	49 67					165	H	North Florida	60 56
												186	A	Massachusetts	62 67
												229	H	Fla. Atlantic	94 74
												256	H	Oakland	98 65
												322	A	FIU	57 66
												341	H	Jacksonville	71 59
LAST 12 Division I GAMES:															
22	A	Middle Tenn.	57 79	186	A	Massachusetts	62 67								
74	H	Akron	64 73	341	H	Jacksonville	71 59								
164	A	Iona	67 75	48	H	Stetson	49 67								
32	A	St. John's (NY)	48 62	256	H	Oakland	98 65								
322	A	FIU	57 66	229	H	Fla. Atlantic	94 74								
165	H	North Florida	60 56												

Non-Div I Games:

UCF

 Loss,
 Non-Conf,
S Site,
 Home
 Away
N Neutral

Average RPI Win:	206	WON-LOST	WINNING	LAST 10	STRENGTH OF	OPP. STRENGTH	TEAM	ADJ.	CONF.	ADJ CONF.
Average RPI Loss:	29	RECORD	PCT. RANK	GAMES	SCHEDULE	OF SCHEDULE	RPI	RPI	RPI	RPI
DIV. I ONLY	4- 6	202	1- 1	4	54	84	84	3	3	
DIV. I NON-CONF.	4- 6	200	1- 1	5	54	85	85	3	3	
TOTALS	RPI 1-25	RPI 26-50	W-L RECORDS	RPI 51-100	RPI 101-150	RPI 150+				
4- 6	0- 5	0- 0	OVERALL	1- 0	0- 1	3- 0				
3- 2	0- 2	0- 0	HOME	1- 0	0- 0	2- 0				
0- 2	0- 2	0- 0	AWAY	0- 0	0- 0	0- 0				
1- 2	0- 1	0- 0	NEUTRAL	0- 0	0- 1	1- 0				
4- 6	0- 5	0- 0	NON-CONFERENCE	1- 0	0- 1	3- 0				
3- 2	0- 2	0- 0	HOME	1- 0	0- 0	2- 0				
0- 2	0- 2	0- 0	AWAY	0- 0	0- 0	0- 0				
1- 2	0- 1	0- 0	NEUTRAL	0- 0	0- 1	1- 0				
0- 0	0- 0	0- 0	CONFERENCE	0- 0	0- 0	0- 0				
0- 0	0- 0	0- 0	HOME	0- 0	0- 0	0- 0				
0- 0	0- 0	0- 0	AWAY	0- 0	0- 0	0- 0				
0- 0	0- 0	0- 0	NEUTRAL	0- 0	0- 0	0- 0				

RPI	S	Opponent	Score	RPI	S	Opponent	Score	RPI	S	Opponent	Score	RPI	S	Opponent	Score
2	N	UConn	50 86					73	H	UC Riverside	57 43	124	N	Miami (FL)	67 74
7	A	James Madison	87 91									207	N	Samford	71 52
9	H	Nebraska	66 71									241	H	Sacramento St.	92 83
10	A	North Carolina	68 84									303	H	Cincinnati	66 58
20	H	Texas	65 75												
LAST 12 Division I GAMES:															
7	A	James Madison	87 91	207	N	Samford	71 52								
2	N	UConn	50 86	9	H	Nebraska	66 71								
124	N	Miami (FL)	67 74	20	H	Texas	65 75								
241	H	Sacramento St.	92 83	10	A	North Carolina	68 84								
73	H	UC Riverside	57 43												
303	H	Cincinnati	66 58												

Non-Div I Games:

UCLA

Average RPI Win:	84	WON-LOST	WINNING	LAST 10	STRENGTH OF	OPP. STRENGTH	TEAM	ADJ.	CONF.	ADJ CONF.
Average RPI Loss:	29	RECORD	PCT. RANK	GAMES	SCHEDULE	OF SCHEDULE	RPI	RPI	RPI	RPI
DIV. I ONLY	8- 1	28	8- 1	38	1	2	2	9	9	
DIV. I NON-CONF.	8- 1	28	8- 1	38	1	2	2	9	9	
TOTALS	RPI 1-25	RPI 26-50	W-L RECORDS	RPI 51-100	RPI 101-150	RPI 150+				
8- 1	2- 0	0- 1	OVERALL	3- 0	2- 0	1- 0				
2- 0	0- 0	0- 0	HOME	1- 0	1- 0	0- 0				
2- 1	1- 0	0- 1	AWAY	0- 0	1- 0	0- 0				
4- 0	1- 0	0- 0	NEUTRAL	2- 0	0- 0	1- 0				
8- 1	2- 0	0- 1	NON-CONFERENCE	3- 0	2- 0	1- 0				
2- 0	0- 0	0- 0	HOME	1- 0	1- 0	0- 0				
2- 1	1- 0	0- 1	AWAY	0- 0	1- 0	0- 0				
4- 0	1- 0	0- 0	NEUTRAL	2- 0	0- 0	1- 0				
0- 0	0- 0	0- 0	CONFERENCE	0- 0	0- 0	0- 0				
0- 0	0- 0	0- 0	HOME	0- 0	0- 0	0- 0				
0- 0	0- 0	0- 0	AWAY	0- 0	0- 0	0- 0				
0- 0	0- 0	0- 0	NEUTRAL	0- 0	0- 0	0- 0				

RPI 1-25					Team's RPI: 2		RPI 26-50					RPI 51-100					RPI 101+				
RPI	S	Opponent	Score		RPI	S	Opponent	Score		RPI	S	Opponent	Score		RPI	S	Opponent	Score			
1	A	Notre Dame	76	58	29	A	Stanford	86	88	53	N	Vanderbilt	91	52	107	H	DePaul	98	64		
6	N	Green Bay	89	53						61	H	Creighton	96	60	138	A	UC Davis	102	43		
										84	N	UCLA	86	50	224	N	Col. of Charleston	85	24		
LAST 12 Division I GAMES:																					
6	N	Green Bay	89	53	84	N	UCLA	86	50												
53	N	Vanderbilt	91	52	107	H	DePaul	98	64												
224	N	Col. of Charleston	85	24	1	A	Notre Dame	76	58												
61	H	Creighton	96	60																	
29	A	Stanford	86	88																	
138	A	UC Davis	102	43																	

Non-Div I Games:

UConn

Average RPI Win:	308	WON-LOST	WINNING	LAST 10	STRENGTH OF	OPP. STRENGTH	TEAM	ADJ.	CONF.	ADJ CONF.
Average RPI Loss:	182	RECORD	PCT. RANK	GAMES	SCHEDULE	OF SCHEDULE	RPI	RPI	RPI	RPI
DIV. I ONLY	3- 5	217	3- 5	348	161	335	335	24	24	
DIV. I NON-CONF.	3- 5	214	3- 5	347	163	335	335	24	24	
TOTALS	RPI 1-25	RPI 26-50	W-L RECORDS	RPI 51-100	RPI 101-150	RPI 150+				
3- 5	0- 0	0- 0	OVERALL	0- 2	0- 0	3- 3				
2- 2	0- 0	0- 0	HOME	0- 0	0- 0	2- 2				
1- 3	0- 0	0- 0	AWAY	0- 2	0- 0	1- 1				
0- 0	0- 0	0- 0	NEUTRAL	0- 0	0- 0	0- 0				
3- 5	0- 0	0- 0	NON-CONFERENCE	0- 2	0- 0	3- 3				
2- 2	0- 0	0- 0	HOME	0- 0	0- 0	2- 2				
1- 3	0- 0	0- 0	AWAY	0- 2	0- 0	1- 1				
0- 0	0- 0	0- 0	NEUTRAL	0- 0	0- 0	0- 0				
0- 0	0- 0	0- 0	CONFERENCE	0- 0	0- 0	0- 0				
0- 0	0- 0	0- 0	HOME	0- 0	0- 0	0- 0				
0- 0	0- 0	0- 0	AWAY	0- 0	0- 0	0- 0				
0- 0	0- 0	0- 0	NEUTRAL	0- 0	0- 0	0- 0				

RPI 1-25				RPI 26-50				RPI 51-100				RPI 101+				Team's RPI: 335	
RPI	S	Opponent	Score	RPI	S	Opponent	Score	RPI	S	Opponent	Score	RPI	S	Opponent	Score		
								87	A	American	51	77	194	H	Robert Morris	60	84
								92	A	Bucknell	41	85	249	H	Towson	54	59
													287	A	Rider	55	67
													295	A	Columbia	76	66
													296	H	Coppin St.	78	65
													332	H	Loyola Maryland	81	58
LAST 12 Division I GAMES:																	
				296	H	Coppin St.	78 65					287	A	Rider	55	67	
				332	H	Loyola Maryland	81 58					92	A	Bucknell	41	85	
												295	A	Columbia	76	66	
												87	A	American	51	77	
												249	H	Towson	54	59	
												194	H	Robert Morris	60	84	

Non-Div I Games: Eastern 93 68

UMBC

Average RPI Win:	295	WON-LOST	WINNING	LAST 10	STRENGTH OF	OPP. STRENGTH	TEAM	ADJ.	CONF.	ADJ CONF.
Average RPI Loss:	154	RECORD	PCT. RANK	GAMES	SCHEDULE	OF SCHEDULE	RPI	RPI	RPI	RPI
DIV. I ONLY	3- 6	239	3- 6	281	267	310	310	32	32	
DIV. I NON-CONF.	1- 6	313	1- 6	276	210	332	332	31	31	
TOTALS	RPI 1-25	RPI 26-50	W-L RECORDS	RPI 51-100	RPI 101-150	RPI 150+				
3- 6	0- 0	0- 0	OVERALL	0- 2	0- 1	3- 3				
3- 2	0- 0	0- 0	HOME	0- 1	0- 1	3- 0				
0- 4	0- 0	0- 0	AWAY	0- 1	0- 0	0- 3				
0- 0	0- 0	0- 0	NEUTRAL	0- 0	0- 0	0- 0				
1- 6	0- 0	0- 0	NON-CONFERENCE	0- 2	0- 1	1- 3				
1- 2	0- 0	0- 0	HOME	0- 1	0- 1	1- 0				
0- 4	0- 0	0- 0	AWAY	0- 1	0- 0	0- 3				
0- 0	0- 0	0- 0	NEUTRAL	0- 0	0- 0	0- 0				
2- 0	0- 0	0- 0	CONFERENCE	0- 0	0- 0	2- 0				
2- 0	0- 0	0- 0	HOME	0- 0	0- 0	2- 0				
0- 0	0- 0	0- 0	AWAY	0- 0	0- 0	0- 0				
0- 0	0- 0	0- 0	NEUTRAL	0- 0	0- 0	0- 0				

RPI 1-25				RPI 26-50				RPI 51-100				RPI 101+				Team's RPI: 310	
RPI	S	Opponent	Score	RPI	S	Opponent	Score	RPI	S	Opponent	Score	RPI	S	Opponent	Score		
								87	H	American	52	64	113	H	VCU	50	72
								97	A	Marshall	57	74	167	A	USC Upstate	38	60
													180	A	Virginia Tech	41	63
													221	H	N.C. A&T	58	43
													281	A	Georgetown	75	88
													325	H	N.C. Central	71	61
													340	H	Mt. St. Mary's	58	43
LAST 12 Division I GAMES:																	
				87	H	American	52	64	340	H	Mt. St. Mary's	58	43				
				167	A	USC Upstate	38	60	97	A	Marshall	57	74				
				221	H	N.C. A&T	58	43	113	H	VCU	50	72				
				325	H	N.C. Central	71	61	180	A	Virginia Tech	41	63				
									281	A	Georgetown	75	88				

Non-Div I Games: Cheyney 63 38

UMES

Average RPI Win:	293	WON-LOST	WINNING	LAST 10	STRENGTH OF	OPP. STRENGTH	TEAM	ADJ.	CONF.	ADJ CONF.
Average RPI Loss:	233	RECORD	PCT. RANK	GAMES	SCHEDULE	OF SCHEDULE	RPI	RPI	RPI	RPI
DIV. I ONLY	2- 7	283	1- 7	340	325	346	346	33	33	
DIV. I NON-CONF.	2- 7	281	2- 7	341	321	345	345	33	33	
TOTALS	RPI 1-25	RPI 26-50	W-L RECORDS	RPI 51-100	RPI 101-150	RPI 150+				
2- 7	0- 0	0- 0	OVERALL	0- 1	0- 1	2- 5				
1- 4	0- 0	0- 0	HOME	0- 0	0- 1	1- 3				
1- 3	0- 0	0- 0	AWAY	0- 1	0- 0	1- 2				
0- 0	0- 0	0- 0	NEUTRAL	0- 0	0- 0	0- 0				
2- 7	0- 0	0- 0	NON-CONFERENCE	0- 1	0- 1	2- 5				
1- 4	0- 0	0- 0	HOME	0- 0	0- 1	1- 3				
1- 3	0- 0	0- 0	AWAY	0- 1	0- 0	1- 2				
0- 0	0- 0	0- 0	NEUTRAL	0- 0	0- 0	0- 0				
0- 0	0- 0	0- 0	CONFERENCE	0- 0	0- 0	0- 0				
0- 0	0- 0	0- 0	HOME	0- 0	0- 0	0- 0				
0- 0	0- 0	0- 0	AWAY	0- 0	0- 0	0- 0				
0- 0	0- 0	0- 0	NEUTRAL	0- 0	0- 0	0- 0				

RPI 1-25				RPI 26-50				RPI 51-100				RPI 101+				Team's RPI: 346	
RPI	S	Opponent	Score	RPI	S	Opponent	Score	RPI	S	Opponent	Score	RPI	S	Opponent	Score		
								80	A	Kansas St.	36	65	126	H	Abilene Christian	55	80
													230	A	Western Ill.	48	71
													250	H	Southeast Mo. St.	50	65
													262	H	Milwaukee	60	72
													280	H	Mississippi Val.	62	46
													306	A	Eastern Ill.	69	53
													337	H	North Texas	47	65
													344	A	Denver	66	74
LAST 12 Division I GAMES:																	
				250	H	Southeast Mo. St.	50	65	337	H	North Texas	47	65				
				344	A	Denver	66	74	80	A	Kansas St.	36	65				
				262	H	Milwaukee	60	72	306	A	Eastern Ill.	69	53				
				126	H	Abilene Christian	55	80									
				280	H	Mississippi Val.	62	46									
				230	A	Western Ill.	48	71									

Non-Div I Games: Rockhurst 60 65 William Jewell 51 59

UMKC

Loss, Non-Conf, S Site, H Home A Away N Neutral

Average RPI Win:	224	WON-LOST	WINNING	LAST 10	STRENGTH OF	OPP. STRENGTH	TEAM	ADJ.	CONF.	ADJ CONF.
Average RPI Loss:	92	RECORD	PCT. RANK	GAMES	SCHEDULE	OF SCHEDULE	RPI	RPI	RPI	RPI
DIV. I ONLY	4- 5	186	4- 5	111	52	144	144	24	24	
DIV. I NON-CONF.	4- 5	181	4- 5	118	52	144	144	24	24	
TOTALS	RPI 1-25	RPI 26-50	W-L RECORDS	RPI 51-100	RPI 101-150	RPI 150+				
4- 5	0- 2	0- 0	OVERALL	0- 0	0- 2	4- 1				
3- 2	0- 0	0- 0	HOME	0- 0	0- 2	3- 0				
1- 3	0- 1	0- 0	AWAY	0- 0	0- 0	1- 1				
0- 0	0- 0	0- 0	NEUTRAL	0- 0	0- 0	0- 0				
4- 5	0- 2	0- 0	NON-CONFERENCE	0- 0	0- 2	4- 1				
3- 2	0- 0	0- 0	HOME	0- 0	0- 2	3- 0				
1- 3	0- 2	0- 0	AWAY	0- 0	0- 0	1- 1				
0- 0	0- 0	0- 0	NEUTRAL	0- 0	0- 0	0- 0				
0- 0	0- 0	0- 0	CONFERENCE	0- 0	0- 0	0- 0				
0- 0	0- 0	0- 0	HOME	0- 0	0- 0	0- 0				
0- 0	0- 0	0- 0	AWAY	0- 0	0- 0	0- 0				
0- 0	0- 0	0- 0	NEUTRAL	0- 0	0- 0	0- 0				

RPI 1-25				RPI 26-50				RPI 51-100				RPI 101+ Team's RPI: 144			
RPI	S	Opponent	Score	RPI	S	Opponent	Score	RPI	S	Opponent	Score	RPI	S	Opponent	Score
1	A	Notre Dame	51 105									116	H	Rhode Island	66 75
8	A	Duke	48 95									141	H	Central Conn. St.	58 81
												158	H	Bryant	86 85
												171	H	Yale	80 72
												196	A	Providence	54 66
												272	H	Fairleigh Dickinson	78 67
												295	A	Columbia	69 59
LAST 12 Division I GAMES:															
295	A	Columbia	69 59	8	A	Duke	48 95								
272	H	Fairleigh Dickinson	78 67	158	H	Bryant	86 85								
141	H	Central Conn. St.	58 81	171	H	Yale	80 72								
116	H	Rhode Island	66 75	196	A	Providence	54 66								
1	A	Notre Dame	51 105												

Non-Div I Games: Mount Ida 93 41

UMass Lowell

UNC Asheville

Through Games Of Dec. 21, 2014

Average RPI Win:	339	WON-LOST	WINNING	LAST 10	STRENGTH OF	OPP. STRENGTH	TEAM	ADJ.	CONF.	ADJ CONF.
Average RPI Loss:	196	RECORD	PCT. RANK	GAMES	SCHEDULE	OF SCHEDULE	RPI	RPI	RPI	RPI
DIV. I ONLY	2- 8	291	2- 7	336	301	343	343	30	30	
DIV. I NON-CONF.	0- 8	334	0- 8	283	281	346	346	30	30	
TOTALS	RPI 1-25	RPI 26-50	W-L RECORDS	RPI 51-100	RPI 101-150	RPI 150+				
2- 8	0- 0	0- 1	OVERALL	0- 1	0- 1	2- 5				
1- 3	0- 0	0- 0	HOME	0- 0	0- 1	1- 2				
1- 5	0- 0	0- 1	AWAY	0- 1	0- 0	1- 3				
0- 0	0- 0	0- 0	NEUTRAL	0- 0	0- 0	0- 0				
0- 8	0- 0	0- 1	NON-CONFERENCE	0- 1	0- 1	0- 5				
0- 3	0- 0	0- 0	HOME	0- 0	0- 1	0- 2				
0- 5	0- 0	0- 1	AWAY	0- 1	0- 0	0- 3				
0- 0	0- 0	0- 0	NEUTRAL	0- 0	0- 0	0- 0				
2- 0	0- 0	0- 0	CONFERENCE	0- 0	0- 0	2- 0				
1- 0	0- 0	0- 0	HOME	0- 0	0- 0	1- 0				
1- 0	0- 0	0- 0	AWAY	0- 0	0- 0	1- 0				
0- 0	0- 0	0- 0	NEUTRAL	0- 0	0- 0	0- 0				

RPI 1-25			RPI 26-50			RPI 51-100			RPI 101+			Team's RPI: 343
RPI	S	Opponent	Score	RPI	S	Opponent	Score	RPI	S	Opponent	Score	
				42	A	South Fla.	53 97	71	A	Furman	71 81	
								132	H	East Tenn. St.	68 81	
								167	A	USC Upstate	60 67	
								221	A	N.C. A&T	46 63	
								271	H	Western Caro.	66 79	
								325	A	N.C. Central	52 55	
								328	A	Longwood	60 44	
								336	H	Wofford	52 70	
								349	H	Charleston So.	56 47	
LAST 12 Division I GAMES:												
167	A	USC Upstate	60 67	271	H	Western Caro.	66 79					
42	A	South Fla.	53 97	328	A	Longwood	60 44					
221	A	N.C. A&T	46 63	71	A	Furman	71 81					
132	H	East Tenn. St.	68 81	336	H	Wofford	52 70					
				349	H	Charleston So.	56 47					
				325	A	N.C. Central	52 55					

Non-Div I Games: Barton 71 48

UNC Asheville

■ Loss,
 ■ Non-Conf,
 ■ S Site,
 ■ H Home
 ■ A Away
 N Neutral

UNC Greensboro

Through Games Of Dec. 21, 2014

Average RPI Win:	282	WON-LOST	WINNING	LAST 10	STRENGTH OF	OPP. STRENGTH	TEAM	ADJ.	CONF.	ADJ CONF.
Average RPI Loss:	158	RECORD	PCT. RANK	GAMES	SCHEDULE	OF SCHEDULE	RPI	RPI	RPI	RPI
DIV. I ONLY	4- 7	223	3- 6	270	269	254	254	17	17	
DIV. I NON-CONF.	4- 7	223	4- 7	273	267	256	256	18	18	
TOTALS	RPI 1-25	RPI 26-50	W-L RECORDS	RPI 51-100	RPI 101-150	RPI 150+				
4- 7	0- 0	0- 0	OVERALL	0- 1	0- 3	4- 3				
2- 1	0- 0	0- 0	HOME	0- 0	0- 0	2- 1				
2- 5	0- 0	0- 0	AWAY	0- 1	0- 3	2- 1				
0- 1	0- 0	0- 0	NEUTRAL	0- 0	0- 0	0- 1				
4- 7	0- 0	0- 0	NON-CONFERENCE	0- 1	0- 3	4- 3				
2- 1	0- 0	0- 0	HOME	0- 0	0- 0	2- 1				
2- 5	0- 0	0- 0	AWAY	0- 1	0- 3	2- 1				
0- 1	0- 0	0- 0	NEUTRAL	0- 0	0- 0	0- 1				
0- 0	0- 0	0- 0	CONFERENCE	0- 0	0- 0	0- 0				
0- 0	0- 0	0- 0	HOME	0- 0	0- 0	0- 0				
0- 0	0- 0	0- 0	AWAY	0- 0	0- 0	0- 0				
0- 0	0- 0	0- 0	NEUTRAL	0- 0	0- 0	0- 0				

RPI 1-25			RPI 26-50			RPI 51-100			RPI 101+			Team's RPI: 254
RPI	S	Opponent	Score	RPI	S	Opponent	Score	RPI	S	Opponent	Score	
						81 A St. Bonaventure	60 78	106 A Clemson		51 80		
								113 A VCU		73 80		
								150 A High Point		67 78		
								167 H USC Upstate		60 69		
								200 N Northern Ky.		58 66		
								224 A Col. of Charleston		70 68		
								282 H South Carolina St.		70 50		
								286 A Navy		64 71		
								294 H Gardner-Webb		76 60		
								328 A Longwood		70 64		
LAST 12 Division I GAMES:												
81 A St. Bonaventure		60 78	150 A High Point		67 78							
113 A VCU		73 80	294 H Gardner-Webb		76 60							
282 H South Carolina St.		70 50	200 N Northern Ky.		58 66							
224 A Col. of Charleston		70 68	286 A Navy		64 71							
106 A Clemson		51 80	328 A Longwood		70 64							
			167 H USC Upstate		60 69							

Non-Div I Games: Livingstone 81 77

UNC Greensboro

■ Loss,
 ■ Non-Conf,
 ■ S Site,
 ■ H Home
 ■ A Away
 N Neutral

RPI 1-25				RPI 26-50				RPI 51-100				RPI 101+				Team's RPI: 316	
RPI	S	Opponent	Score	RPI	S	Opponent	Score	RPI	S	Opponent	Score	RPI	S	Opponent	Score		
												113	H	VCU	53	59	
												118	A	Appalachian St.	72	82	
												132	H	East Tenn. St.	61	48	
												160	H	Richmond	67	77	
												165	H	North Florida	41	55	
												271	H	Western Caro.	53	64	
												313	H	Campbell	89	80	
												349	H	Charleston So.	80	70	
LAST 12 Division I GAMES:																	
				349	H	Charleston So.	80	70				271	H	Western Caro.	53	64	
				132	H	East Tenn. St.	61	48				165	H	North Florida	41	55	
				160	H	Richmond	67	77				118	A	Appalachian St.	72	82	
				113	H	VCU	53	59				313	H	Campbell	89	80	

UNCW

Page 313

Average RPI Win:	267	WON-LOST	WINNING	LAST 10	STRENGTH OF	OPP. STRENGTH	TEAM	ADJ.	CONF.	ADJ CONF.
Average RPI Loss:	57	RECORD	PCT. RANK	GAMES	SCHEDULE	OF SCHEDULE	RPI	RPI	RPI	RPI
DIV. I ONLY	4- 6	202	4- 6	20	274	110	110	16	16	
DIV. I NON-CONF.	4- 6	200	4- 6	22	273	113	113	16	16	
TOTALS	RPI 1-25	RPI 26-50	W-L RECORDS	RPI 51-100	RPI 101-150	RPI 150+				
4- 6	0- 2	0- 0	OVERALL	0- 3	0- 1	4- 0				
3- 1	0- 0	0- 0	HOME	0- 1	0- 0	3- 0				
1- 4	0- 1	0- 0	AWAY	0- 2	0- 1	1- 0				
0- 1	0- 1	0- 0	NEUTRAL	0- 0	0- 0	0- 0				
4- 6	0- 2	0- 0	NON-CONFERENCE	0- 3	0- 1	4- 0				
3- 1	0- 0	0- 0	HOME	0- 1	0- 0	3- 0				
1- 4	0- 1	0- 0	AWAY	0- 2	0- 1	1- 0				
0- 1	0- 1	0- 0	NEUTRAL	0- 0	0- 0	0- 0				
0- 0	0- 0	0- 0	CONFERENCE	0- 0	0- 0	0- 0				
0- 0	0- 0	0- 0	HOME	0- 0	0- 0	0- 0				
0- 0	0- 0	0- 0	AWAY	0- 0	0- 0	0- 0				
0- 0	0- 0	0- 0	NEUTRAL	0- 0	0- 0	0- 0				

RPI S	Opponent	Score	RPI S	Opponent	Score	RPI S	Opponent	Score	RPI S	Opponent	Score	Team's RPI: 110
11 A	Iowa	45 73				61 H	Creighton	56 58	111 A	Hofstra	58 61	
24 N	Tulane	48 71				62 A	South Dakota	77 85	189 H	Dartmouth	62 46	
						74 A	Akron	73 82	251 A	Tulsa	69 66	
									307 H	North Dakota St.	56 41	
									321 H	Northern Ill.	51 42	
LAST 12 Division I GAMES:												
307 H	North Dakota St.	56 41	321 H	Northern Ill.	51 42							
61 H	Creighton	56 58	189 H	Dartmouth	62 46							
62 A	South Dakota	77 85	74 A	Akron	73 82							
24 N	Tulane	48 71	251 A	Tulsa	69 66							
111 A	Hofstra	58 61										
11 A	Iowa	45 73										

Non-Div I Games:

UNI

Average RPI Win:	330	WON-LOST	WINNING	LAST 10	STRENGTH OF	OPP. STRENGTH	TEAM	ADJ.	CONF.	ADJ CONF.
Average RPI Loss:	112	RECORD	PCT. RANK	GAMES	SCHEDULE	OF SCHEDULE	RPI	RPI	RPI	RPI
DIV. I ONLY	3- 8	269	2- 8	146	290	270	270	19	19	
DIV. I NON-CONF.	3- 8	268	3- 8	153	290	272	272	20	20	
TOTALS	RPI 1-25	RPI 26-50	W-L RECORDS	RPI 51-100	RPI 101-150	RPI 150+				
3- 8	0- 0	0- 1	OVERALL	0- 4	0- 0	3- 3				
3- 2	0- 0	0- 1	HOME	0- 1	0- 0	3- 0				
0- 5	0- 0	0- 0	AWAY	0- 2	0- 0	0- 3				
0- 1	0- 0	0- 0	NEUTRAL	0- 1	0- 0	0- 0				
3- 8	0- 0	0- 1	NON-CONFERENCE	0- 4	0- 0	3- 3				
3- 2	0- 0	0- 1	HOME	0- 1	0- 0	3- 0				
0- 5	0- 0	0- 0	AWAY	0- 2	0- 0	0- 3				
0- 1	0- 0	0- 0	NEUTRAL	0- 1	0- 0	0- 0				
0- 0	0- 0	0- 0	CONFERENCE	0- 0	0- 0	0- 0				
0- 0	0- 0	0- 0	HOME	0- 0	0- 0	0- 0				
0- 0	0- 0	0- 0	AWAY	0- 0	0- 0	0- 0				
0- 0	0- 0	0- 0	NEUTRAL	0- 0	0- 0	0- 0				

RPI S	Opponent	Score	RPI S	Opponent	Score	RPI S	Opponent	Score	RPI S	Opponent	Score	Team's RPI: 270
43	H Northwestern	84 88	56	H South Dakota St.	59 65	153	A Southern Utah	84 93				
			76	A Bakersfield	71 74	157	A Hawaii	70 79				
			91	A BYU	61 76	223	A Utah	49 62				
			100	N Missouri	60 79	305	H Loyola Marymount	91 76				
						338	H A&M-Corpus Christi	77 65				
						348	H Delaware St.	91 78				
LAST 12 Division I GAMES:												
91	A BYU	61 76	76	A Bakersfield	71 74							
56	H South Dakota St.	59 65	43	H Northwestern	84 88							
348	H Delaware St.	91 78	153	A Southern Utah	84 93							
157	A Hawaii	70 79	223	A Utah	49 62							
100	N Missouri	60 79	338	H A&M-Corpus Christi	77 65							
305	H Loyola Marymount	91 76										

Non-Div I Games:

UNLV

■ Loss,
 ■ Non-Conf,
 ■ S Site,
 ■ H Home
 ■ A Away
 N Neutral

USC Upstate

Through Games Of Dec. 21, 2014

Average RPI Win:	253	WON-LOST	WINNING	LAST 10	STRENGTH OF	OPP. STRENGTH	TEAM	ADJ.	CONF.	ADJ CONF.
Average RPI Loss:	163	RECORD	PCT. RANK	GAMES	SCHEDULE	OF SCHEDULE	RPI	RPI	RPI	RPI
DIV. I ONLY	5- 5	155	5- 3	189	302	167	167	13	13	
DIV. I NON-CONF.	5- 5	152	5- 5	193	302	167	167	13	13	
TOTALS	RPI 1-25	RPI 26-50	W-L RECORDS	RPI 51-100	RPI 101-150	RPI 150+				
5- 5	0- 1	0- 0	OVERALL	0- 0	0- 2	5- 2				
4- 0	0- 0	0- 0	HOME	0- 0	0- 0	4- 0				
1- 5	0- 1	0- 0	AWAY	0- 0	0- 2	1- 2				
0- 0	0- 0	0- 0	NEUTRAL	0- 0	0- 0	0- 0				
5- 5	0- 1	0- 0	NON-CONFERENCE	0- 0	0- 2	5- 2				
4- 0	0- 0	0- 0	HOME	0- 0	0- 0	4- 0				
1- 5	0- 1	0- 0	AWAY	0- 0	0- 2	1- 2				
0- 0	0- 0	0- 0	NEUTRAL	0- 0	0- 0	0- 0				
0- 0	0- 0	0- 0	CONFERENCE	0- 0	0- 0	0- 0				
0- 0	0- 0	0- 0	HOME	0- 0	0- 0	0- 0				
0- 0	0- 0	0- 0	AWAY	0- 0	0- 0	0- 0				
0- 0	0- 0	0- 0	NEUTRAL	0- 0	0- 0	0- 0				

RPI 1-25				RPI 26-50				RPI 51-100				RPI 101+ Team's RPI: 167			
RPI	S	Opponent	Score	RPI	S	Opponent	Score	RPI	S	Opponent	Score	RPI	S	Opponent	Score
11	A	Iowa	56 107									104	A	Iowa St.	76 98
												148	A	Alabama	65 74
												155	H	Morehead St.	75 69
												204	H	IPFW	85 73
												254	A	UNC Greensboro	69 60
												271	A	Western Caro.	59 63
												282	A	South Carolina St.	50 60
												310	H	UMES	60 38
												343	H	UNC Asheville	67 60
LAST 12 Division I GAMES:															
282	A	South Carolina St.	50 60	343	H	UNC Asheville	67 60								
204	H	IPFW	85 73	155	H	Morehead St.	75 69								
254	A	UNC Greensboro	69 60	310	H	UMES	60 38								
104	A	Iowa St.	76 98	271	A	Western Caro.	59 63								
11	A	Iowa	56 107	148	A	Alabama	65 74								

Non-Div I Games: Converse 78 50 Brevard 72 44

USC Upstate

■ Loss,
 ■ Non-Conf,
 ■ S Site,
 ■ Home
 ■ A Away
 N Neutral

Average RPI Win:	291	WON-LOST	WINNING	LAST 10	STRENGTH OF	OPP. STRENGTH	TEAM	ADJ.	CONF.	ADJ CONF.
Average RPI Loss:	99	RECORD	PCT. RANK	GAMES	SCHEDULE	OF SCHEDULE	RPI	RPI	RPI	RPI
DIV. I ONLY	4- 7	223	4- 6	202	129	225	225	27	27	
DIV. I NON-CONF.	4- 7	223	4- 7	204	129	228	228	27	27	
TOTALS	RPI 1-25	RPI 26-50	W-L RECORDS	RPI 51-100	RPI 101-150	RPI 150+				
4- 7	0- 2	0- 0	OVERALL	0- 1	0- 3	4- 1				
2- 2	0- 0	0- 0	HOME	0- 1	0- 1	2- 0				
2- 3	0- 1	0- 0	AWAY	0- 0	0- 1	2- 1				
0- 2	0- 1	0- 0	NEUTRAL	0- 0	0- 1	0- 0				
4- 7	0- 2	0- 0	NON-CONFERENCE	0- 1	0- 3	4- 1				
2- 2	0- 0	0- 0	HOME	0- 1	0- 1	2- 0				
2- 3	0- 1	0- 0	AWAY	0- 0	0- 1	2- 1				
0- 2	0- 1	0- 0	NEUTRAL	0- 0	0- 1	0- 0				
0- 0	0- 0	0- 0	CONFERENCE	0- 0	0- 0	0- 0				
0- 0	0- 0	0- 0	HOME	0- 0	0- 0	0- 0				
0- 0	0- 0	0- 0	AWAY	0- 0	0- 0	0- 0				
0- 0	0- 0	0- 0	NEUTRAL	0- 0	0- 0	0- 0				

RPI 1-25				RPI 26-50				RPI 51-100				RPI 101+ Team's RPI: 225			
RPI	S	Opponent	Score	RPI	S	Opponent	Score	RPI	S	Opponent	Score	RPI	S	Opponent	Score
13	N	Dayton	47 78					77	H	Chattanooga	54 65	112	H	Southern Ill.	78 87
14	A	Louisville	43 77									121	N	Pepperdine	58 59
												148	A	Alabama	55 68
												207	A	Samford	75 79
												258	H	Evansville	84 74
												289	A	Miami (OH)	90 57
												303	H	Cincinnati	62 61
												315	A	Illinois St.	79 46
LAST 12 Division I GAMES:															
289	A	Miami (OH)	90 57	77	H	Chattanooga	54 65	315	A	Illinois St.	79 46	148	A	Alabama	55 68
13	N	Dayton	47 78	258	H	Evansville	84 74	207	A	Samford	75 79	121	N	Pepperdine	58 59
303	H	Cincinnati	62 61												
14	A	Louisville	43 77												
112	H	Southern Ill.	78 87												

Non-Div I Games:

UT Martin

■ Loss,
 ■ Non-Conf, S Site,
 ■ Home
 ■ Away
 N Neutral

Average RPI Win:	281	WON-LOST	WINNING	LAST 10	STRENGTH OF	OPP. STRENGTH	TEAM	ADJ.	CONF.	ADJ CONF.
Average RPI Loss:	186	RECORD	PCT. RANK	GAMES	SCHEDULE	OF SCHEDULE	RPI	RPI	RPI	RPI
DIV. I ONLY	3- 4	199	3- 4	316	271	309	309	18	18	
DIV. I NON-CONF.	3- 4	193	3- 4	318	269	312	312	19	19	
TOTALS	RPI 1-25	RPI 26-50	W-L RECORDS	RPI 51-100	RPI 101-150	RPI 150+				
3- 4	0- 0	0- 0	OVERALL	0- 1	0- 0	3- 3				
3- 1	0- 0	0- 0	HOME	0- 0	0- 0	3- 1				
0- 2	0- 0	0- 0	AWAY	0- 0	0- 0	0- 2				
0- 1	0- 0	0- 0	NEUTRAL	0- 1	0- 0	0- 0				
3- 4	0- 0	0- 0	NON-CONFERENCE	0- 1	0- 0	3- 3				
3- 1	0- 0	0- 0	HOME	0- 0	0- 0	3- 1				
0- 2	0- 0	0- 0	AWAY	0- 0	0- 0	0- 2				
0- 1	0- 0	0- 0	NEUTRAL	0- 1	0- 0	0- 0				
0- 0	0- 0	0- 0	CONFERENCE	0- 0	0- 0	0- 0				
0- 0	0- 0	0- 0	HOME	0- 0	0- 0	0- 0				
0- 0	0- 0	0- 0	AWAY	0- 0	0- 0	0- 0				
0- 0	0- 0	0- 0	NEUTRAL	0- 0	0- 0	0- 0				

RPI 1-25			RPI 26-50			RPI 51-100			RPI 101+			Team's RPI: 309
RPI	S	Opponent	Score	RPI	S	Opponent	Score	RPI	S	Opponent	Score	
						80 N	Kansas St.	43	72	188 A	SMU	59 63
										202 H	Prairie View	86 48
										232 A	New Mexico	57 72
										245 H	Houston Baptist	77 87
										311 H	New Mexico St.	78 73
										330 H	Northern Ariz.	82 58
LAST 12 Division I GAMES:												
						202 H	Prairie View	86	48	245 H	Houston Baptist	77 87
						232 A	New Mexico	57	72	80 N	Kansas St.	43 72
										330 H	Northern Ariz.	82 58
										188 A	SMU	59 63
										311 H	New Mexico St.	78 73

Non-Div I Games: Eastern N.M. 84 49

UTEP

Average RPI Win:	214	WON-LOST	WINNING	LAST 10	STRENGTH OF	OPP. STRENGTH	TEAM	ADJ.	CONF.	ADJ CONF.
Average RPI Loss:	143	RECORD	PCT. RANK	GAMES	SCHEDULE	OF SCHEDULE	RPI	RPI	RPI	RPI
DIV. I ONLY	4- 6	202	4- 6	205	174	220	220	18	18	
DIV. I NON-CONF.	4- 6	200	4- 6	207	175	224	224	19	19	
TOTALS	RPI 1-25	RPI 26-50	W-L RECORDS	RPI 51-100	RPI 101-150	RPI 150+				
4- 6	0- 1	0- 0	OVERALL	0- 1	1- 1	3- 3				
2- 2	0- 0	0- 0	HOME	0- 0	1- 1	1- 1				
2- 2	0- 1	0- 0	AWAY	0- 1	0- 0	2- 0				
0- 2	0- 0	0- 0	NEUTRAL	0- 0	0- 0	0- 2				
4- 6	0- 1	0- 0	NON-CONFERENCE	0- 1	1- 1	3- 3				
2- 2	0- 0	0- 0	HOME	0- 0	1- 1	1- 1				
2- 2	0- 1	0- 0	AWAY	0- 1	0- 0	2- 0				
0- 2	0- 0	0- 0	NEUTRAL	0- 0	0- 0	0- 2				
0- 0	0- 0	0- 0	CONFERENCE	0- 0	0- 0	0- 0				
0- 0	0- 0	0- 0	HOME	0- 0	0- 0	0- 0				
0- 0	0- 0	0- 0	AWAY	0- 0	0- 0	0- 0				
0- 0	0- 0	0- 0	NEUTRAL	0- 0	0- 0	0- 0				

RPI 1-25				RPI 26-50				RPI 51-100				RPI 101+ Team's RPI: 220			
RPI	S	Opponent	Score	RPI	S	Opponent	Score	RPI	S	Opponent	Score	RPI	S	Opponent	Score
20	A	Texas	48 68					70	A	Texas Tech	48 64	126	H	Abilene Christian	70 57
												133	H	Drake	61 69
												185	N	Nicholls St.	49 57
												190	A	Texas-Arlington	63 55
												209	H	Incarnate Word	57 31
												219	H	Texas St.	53 57
												228	N	Houston	53 56
												329	A	Lamar	72 40
LAST 12 Division I GAMES:															
70	A	Texas Tech	48 64	185	N	Nicholls St.	49 57								
228	N	Houston	53 56	329	A	Lamar	72 40								
219	H	Texas St.	53 57	126	H	Abilene Christian	70 57								
190	A	Texas-Arlington	63 55	20	A	Texas	48 68								
209	H	Incarnate Word	57 31												
133	H	Drake	61 69												

Non-Div I Games:

UTSA

Average RPI Win:	219	WON-LOST	WINNING	LAST 10	STRENGTH OF	OPP. STRENGTH	TEAM	ADJ.	CONF.	ADJ CONF.
Average RPI Loss:	116	RECORD	PCT. RANK	GAMES	SCHEDULE	OF SCHEDULE	RPI	RPI	RPI	RPI
DIV. I ONLY	5- 5	155	5- 5	213	106	223	223	3	3	
DIV. I NON-CONF.	5- 5	152	5- 5	216	106	226	226	3	3	
TOTALS	RPI 1-25	RPI 26-50	W-L RECORDS	RPI 51-100	RPI 101-150	RPI 150+				
5- 5	0- 1	0- 0	OVERALL	0- 2	1- 0	4- 2				
5- 1	0- 0	0- 0	HOME	0- 1	1- 0	4- 0				
0- 2	0- 1	0- 0	AWAY	0- 1	0- 0	0- 0				
0- 2	0- 0	0- 0	NEUTRAL	0- 0	0- 0	0- 2				
5- 5	0- 1	0- 0	NON-CONFERENCE	0- 2	1- 0	4- 2				
5- 1	0- 0	0- 0	HOME	0- 1	1- 0	4- 0				
0- 2	0- 1	0- 0	AWAY	0- 1	0- 0	0- 0				
0- 2	0- 0	0- 0	NEUTRAL	0- 0	0- 0	0- 2				
0- 0	0- 0	0- 0	CONFERENCE	0- 0	0- 0	0- 0				
0- 0	0- 0	0- 0	HOME	0- 0	0- 0	0- 0				
0- 0	0- 0	0- 0	AWAY	0- 0	0- 0	0- 0				
0- 0	0- 0	0- 0	NEUTRAL	0- 0	0- 0	0- 0				

RPI 1-25				RPI 26-50				RPI 51-100				RPI 101+ Team's RPI: 223			
RPI	S	Opponent	Score	RPI	S	Opponent	Score	RPI	S	Opponent	Score	RPI	S	Opponent	Score
9	A	Nebraska	43 66					61	A	Creighton	56 64	145	H	San Jose St.	100 87
								91	H	BYU	56 60	166	N	Ole Miss	38 52
												192	H	Louisiana Tech	67 52
												237	H	Utah St.	63 57
												252	H	Idaho St.	59 40
												255	N	Portland	50 58
												270	H	UNLV	62 49
LAST 12 Division I GAMES:															
270	H	UNLV	62 49	192	H	Louisiana Tech	67 52	91	H	BYU	56 60				
237	H	Utah St.	63 57	252	H	Idaho St.	59 40	145	H	San Jose St.	100 87				
255	N	Portland	50 58												
166	N	Ole Miss	38 52												
9	A	Nebraska	43 66												
61	A	Creighton	56 64												

Non-Div I Games:

Utah

Average RPI Win:	246	WON-LOST	WINNING	LAST 10	STRENGTH OF	OPP. STRENGTH	TEAM	ADJ.	CONF.	ADJ CONF.
Average RPI Loss:	120	RECORD	PCT. RANK	GAMES	SCHEDULE	OF SCHEDULE	RPI	RPI	RPI	RPI
DIV. I ONLY	2- 8	291	2- 7	80	181	237	237	19	19	
DIV. I NON-CONF.	2- 8	289	2- 8	89	181	239	239	20	20	
TOTALS	RPI 1-25	RPI 26-50	W-L RECORDS	RPI 51-100	RPI 101-150	RPI 150+				
2- 8	0- 1	0- 2	OVERALL	0- 1	0- 1	2- 3				
2- 0	0- 0	0- 0	HOME	0- 0	0- 0	2- 0				
0- 6	0- 1	0- 1	AWAY	0- 1	0- 0	0- 3				
0- 2	0- 0	0- 1	NEUTRAL	0- 0	0- 1	0- 0				
2- 8	0- 1	0- 2	NON-CONFERENCE	0- 1	0- 1	2- 3				
2- 0	0- 0	0- 0	HOME	0- 0	0- 0	2- 0				
0- 6	0- 1	0- 1	AWAY	0- 1	0- 0	0- 3				
0- 2	0- 0	0- 1	NEUTRAL	0- 0	0- 1	0- 0				
0- 0	0- 0	0- 0	CONFERENCE	0- 0	0- 0	0- 0				
0- 0	0- 0	0- 0	HOME	0- 0	0- 0	0- 0				
0- 0	0- 0	0- 0	AWAY	0- 0	0- 0	0- 0				
0- 0	0- 0	0- 0	NEUTRAL	0- 0	0- 0	0- 0				

RPI 1-25				RPI 26-50				RPI 51-100				RPI 101+ Team's RPI: 237			
RPI	S	Opponent	Score	RPI	S	Opponent	Score	RPI	S	Opponent	Score	RPI	S	Opponent	Score
5	A	Baylor	43 99	33	A	Oregon St.	62 85	86	A	Pacific	62 70	131	N	Marist	65 68
				48	N	Stetson	64 84					168	H	Northern Colo.	65 61
												193	A	Oregon	77 100
												223	A	Utah	57 63
												241	A	Sacramento St.	92 102
												323	H	Utah Valley	79 61
LAST 12 Division I GAMES:															
131	N	Marist	65 68	241	A	Sacramento St.	92 102								
5	A	Baylor	43 99	86	A	Pacific	62 70								
323	H	Utah Valley	79 61	168	H	Northern Colo.	65 61								
33	A	Oregon St.	62 85	223	A	Utah	57 63								
193	A	Oregon	77 100	48	N	Stetson	64 84								

Non-Div I Games: Westminster (UT) 60 51

Utah St.

■ Loss,
 ■ Non-Conf,
 ■ S Site,
 ■ H Home
 ■ A Away
 N Neutral

Average RPI Win: 250		WON-LOST	WINNING	LAST 10	STRENGTH OF	OPP. STRENGTH	TEAM	ADJ.	CONF.	ADJ CONF.
Average RPI Loss: 178		RECORD	PCT. RANK	GAMES	SCHEDULE	OF SCHEDULE	RPI	RPI	RPI	RPI
DIV. I ONLY		3- 8	269	3- 7	292	265	323	323	33	33
DIV. I NON-CONF.		3- 8	268	3- 7	295	265	323	323	33	33
TOTALS	RPI 1-25	RPI 26-50		W-L RECORDS		RPI 51-100	RPI 101-150	RPI 150+		
3- 8	0- 0	0- 0		OVERALL		0- 0	1- 2	2- 6		
3- 2	0- 0	0- 0		HOME		0- 0	1- 0	2- 2		
0- 5	0- 0	0- 0		AWAY		0- 0	0- 2	0- 3		
0- 1	0- 0	0- 0		NEUTRAL		0- 0	0- 0	0- 1		
3- 8	0- 0	0- 0		NON-CONFERENCE		0- 0	1- 2	2- 6		
3- 2	0- 0	0- 0		HOME		0- 0	1- 0	2- 2		
0- 5	0- 0	0- 0		AWAY		0- 0	0- 2	0- 3		
0- 1	0- 0	0- 0		NEUTRAL		0- 0	0- 0	0- 1		
0- 0	0- 0	0- 0		CONFERENCE		0- 0	0- 0	0- 0		
0- 0	0- 0	0- 0		HOME		0- 0	0- 0	0- 0		
0- 0	0- 0	0- 0		AWAY		0- 0	0- 0	0- 0		
0- 0	0- 0	0- 0		NEUTRAL		0- 0	0- 0	0- 0		

RPI 1-25				RPI 26-50				RPI 51-100				RPI 101+				Team's RPI: 323	
RPI	S	Opponent	Score	RPI	S	Opponent	Score	RPI	S	Opponent	Score	RPI	S	Opponent	Score		
												101	A	San Francisco	50	69	
												120	H	Boise St.	68	60	
												138	A	UC Davis	49	59	
												153	H	Southern Utah	72	76	
												163	N	Saint Louis	66	68	
												175	H	Eastern Wash.	62	68	
												206	A	Montana	44	68	
												237	A	Utah St.	61	79	
												252	A	Idaho St.	67	68	
												285	H	Weber St.	61	40	
												345	H	Air Force	58	44	
LAST 12 Division I GAMES:																	
				163	N	Saint Louis	66	68	206	A	Montana	44	68				
				138	A	UC Davis	49	59	252	A	Idaho St.	67	68				
				285	H	Weber St.	61	40	345	H	Air Force	58	44				
				237	A	Utah St.	61	79	120	H	Boise St.	68	60				
				175	H	Eastern Wash.	62	68	153	H	Southern Utah	72	76				
									101	A	San Francisco	50	69				

Non-Div I Games:	Montana Tech	75	65	Bristol	109	74
------------------	--------------	----	----	---------	-----	----

Utah Valley

■ Loss, ■ Non-Conf, S Site, H Home A Away N Neutral

Average RPI Win:	236	WON-LOST	WINNING	LAST 10	STRENGTH OF	OPP. STRENGTH	TEAM	ADJ.	CONF.	ADJ CONF.
Average RPI Loss:	103	RECORD	PCT. RANK	GAMES	SCHEDULE	OF SCHEDULE	RPI	RPI	RPI	RPI
DIV. I ONLY	7- 4	101	6- 4	219	140	113	113	6	6	
DIV. I NON-CONF.	7- 4	102	7- 4	221	143	116	116	6	6	
TOTALS	RPI 1-25	RPI 26-50	W-L RECORDS	RPI 51-100	RPI 101-150	RPI 150+				
7- 4	0- 0	0- 1	OVERALL	0- 1	2- 1	5- 1				
5- 0	0- 0	0- 0	HOME	0- 0	2- 0	3- 0				
2- 4	0- 0	0- 1	AWAY	0- 1	0- 1	2- 1				
0- 0	0- 0	0- 0	NEUTRAL	0- 0	0- 0	0- 0				
7- 4	0- 0	0- 1	NON-CONFERENCE	0- 1	2- 1	5- 1				
5- 0	0- 0	0- 0	HOME	0- 0	2- 0	3- 0				
2- 4	0- 0	0- 1	AWAY	0- 1	0- 1	2- 1				
0- 0	0- 0	0- 0	NEUTRAL	0- 0	0- 0	0- 0				
0- 0	0- 0	0- 0	CONFERENCE	0- 0	0- 0	0- 0				
0- 0	0- 0	0- 0	HOME	0- 0	0- 0	0- 0				
0- 0	0- 0	0- 0	AWAY	0- 0	0- 0	0- 0				
0- 0	0- 0	0- 0	NEUTRAL	0- 0	0- 0	0- 0				

RPI S	Opponent	Score	RPI S	Opponent	Score	RPI S	Opponent	Score	RPI S	Opponent	Score	Team's RPI: 113
50	A Ohio St.	86 96	93	A Old Dominion	44 66	108	A Liberty	53 69	143	H Tex.-Pan American	64 43	
						150	H High Point	81 59	162	A William & Mary	48 56	
						169	H Presbyterian	55 36	254	H UNC Greensboro	80 73	
						308	H Wagner	84 75	310	A UMES	72 50	
						316	A UNCW	59 53				
LAST 12 Division I GAMES:												
143	H Tex.-Pan American	64 43	254	H UNC Greensboro	80 73							
150	H High Point	81 59	93	A Old Dominion	44 66							
108	A Liberty	53 69	316	A UNCW	59 53							
169	H Presbyterian	55 36	162	A William & Mary	48 56							
308	H Wagner	84 75	50	A Ohio St.	86 96							
			310	A UMES	72 50							

Non-Div I Games:

VCU

Valparaiso

Through Games Of Dec. 21, 2014

Average RPI Win:	272	WON-LOST	WINNING	LAST 10	STRENGTH OF	OPP. STRENGTH	TEAM	ADJ.	CONF.	ADJ CONF.
Average RPI Loss:	138	RECORD	PCT. RANK	GAMES	SCHEDULE	OF SCHEDULE	RPI	RPI	RPI	RPI
DIV. I ONLY	3- 8	269	2- 8	124	283	239	239	10	10	
DIV. I NON-CONF.	3- 8	268	3- 8	132	283	240	240	10	10	
TOTALS	RPI 1-25	RPI 26-50	W-L RECORDS	RPI 51-100	RPI 101-150	RPI 150+				
3- 8	0- 1	0- 1	OVERALL	0- 3	0- 0	3- 3				
2- 3	0- 1	0- 1	HOME	0- 0	0- 0	2- 1				
1- 5	0- 0	0- 0	AWAY	0- 3	0- 0	1- 2				
0- 0	0- 0	0- 0	NEUTRAL	0- 0	0- 0	0- 0				
3- 8	0- 1	0- 1	NON-CONFERENCE	0- 3	0- 0	3- 3				
2- 3	0- 1	0- 1	HOME	0- 0	0- 0	2- 1				
1- 5	0- 0	0- 0	AWAY	0- 3	0- 0	1- 2				
0- 0	0- 0	0- 0	NEUTRAL	0- 0	0- 0	0- 0				
0- 0	0- 0	0- 0	CONFERENCE	0- 0	0- 0	0- 0				
0- 0	0- 0	0- 0	HOME	0- 0	0- 0	0- 0				
0- 0	0- 0	0- 0	AWAY	0- 0	0- 0	0- 0				
0- 0	0- 0	0- 0	NEUTRAL	0- 0	0- 0	0- 0				

RPI 1-25				RPI 26-50				RPI 51-100				RPI 101+ Team's RPI: 239			
RPI	S	Opponent	Score	RPI	S	Opponent	Score	RPI	S	Opponent	Score	RPI	S	Opponent	Score
14	H	Louisville	59 86	47	H	Illinois	58 80	62	A	South Dakota	62 81	195	H	Butler	91 57
								74	A	Akron	65 100	251	H	Tulsa	63 87
								90	A	Indiana	49 81	276	A	SIUE	65 77
												289	A	Miami (OH)	59 82
												300	H	Tennessee Tech	79 61
												321	A	Northern Ill.	65 50
LAST 12 Division I GAMES:															
276	A	SIUE	65 77	251	H	Tulsa	63 87								
47	H	Illinois	58 80	289	A	Miami (OH)	59 82								
62	A	South Dakota	62 81	14	H	Louisville	59 86								
90	A	Indiana	49 81	74	A	Akron	65 100								
195	H	Butler	91 57	300	H	Tennessee Tech	79 61								
				321	A	Northern Ill.	65 50								

Non-Div I Games:

Valparaiso

■ Loss,
■ Non-Conf, S Site,
■ Home
■ Away
N Neutral

Vanderbilt

Through Games Of Dec. 21, 2014

Average RPI Win:	123	WON-LOST	WINNING	LAST 10	STRENGTH OF	OPP. STRENGTH	TEAM	ADJ.	CONF.	ADJ CONF.
Average RPI Loss:	51	RECORD	PCT. RANK	GAMES	SCHEDULE	OF SCHEDULE	RPI	RPI	RPI	RPI
DIV. I ONLY	7- 4	101	6- 4	54	5	53	53	4	4	
DIV. I NON-CONF.	7- 4	102	7- 4	59	5	56	56	4	4	
TOTALS	RPI 1-25	RPI 26-50	W-L RECORDS	RPI 51-100	RPI 101-150	RPI 150+				
7- 4	1- 3	1- 0	OVERALL	1- 0	2- 0	2- 1				
4- 1	1- 1	0- 0	HOME	0- 0	1- 0	2- 0				
2- 1	0- 0	0- 0	AWAY	1- 0	1- 0	0- 1				
1- 2	0- 2	1- 0	NEUTRAL	0- 0	0- 0	0- 0				
7- 4	1- 3	1- 0	NON-CONFERENCE	1- 0	2- 0	2- 1				
4- 1	1- 1	0- 0	HOME	0- 0	1- 0	2- 0				
2- 1	0- 0	0- 0	AWAY	1- 0	1- 0	0- 1				
1- 2	0- 2	1- 0	NEUTRAL	0- 0	0- 0	0- 0				
0- 0	0- 0	0- 0	CONFERENCE	0- 0	0- 0	0- 0				
0- 0	0- 0	0- 0	HOME	0- 0	0- 0	0- 0				
0- 0	0- 0	0- 0	AWAY	0- 0	0- 0	0- 0				
0- 0	0- 0	0- 0	NEUTRAL	0- 0	0- 0	0- 0				

RPI 1-25				RPI 26-50				RPI 51-100				Team's RPI: 53				RPI 101+			
RPI	S	Opponent	Score	RPI	S	Opponent	Score	RPI	S	Opponent	Score	RPI	S	Opponent	Score	RPI	S	Opponent	Score
2	N	UConn	52 91	38	N	Minnesota	71 54	95	A	Elon	66 50	137	A	Wisconsin	67 58				
4	N	Arizona St.	67 72									142	H	Belmont	65 58				
6	H	Green Bay	68 64									163	H	Saint Louis	75 57				
13	H	Dayton	67 71									183	A	Marquette	67 80				
												280	H	Mississippi Val.	63 37				
LAST 12 Division I GAMES:																			
13	H	Dayton	67 71	4	N	Arizona St.	67 72												
183	A	Marquette	67 80	2	N	UConn	52 91												
95	A	Elon	66 50	38	N	Minnesota	71 54												
280	H	Mississippi Val.	63 37	163	H	Saint Louis	75 57												
142	H	Belmont	65 58	137	A	Wisconsin	67 58												
				6	H	Green Bay	68 64												

Non-Div I Games:

Vanderbilt

■ Loss,
 ■ Non-Conf, S Site,
 ■ Home
 ■ Away
 N Neutral

Average RPI Win:	271	WON-LOST	WINNING	LAST 10	STRENGTH OF	OPP. STRENGTH	TEAM	ADJ.	CONF.	ADJ CONF.
Average RPI Loss:	152	RECORD	PCT. RANK	GAMES	SCHEDULE	OF SCHEDULE	RPI	RPI	RPI	RPI
DIV. I ONLY	3- 8	269	3- 7	291	132	298	298	24	24	
DIV. I NON-CONF.	3- 8	268	3- 8	294	133	300	300	24	24	
TOTALS	RPI 1-25	RPI 26-50	W-L RECORDS	RPI 51-100	RPI 101-150	RPI 150+				
3- 8	0- 1	0- 0	OVERALL	0- 1	0- 2	3- 4				
2- 3	0- 0	0- 0	HOME	0- 0	0- 1	2- 2				
1- 5	0- 1	0- 0	AWAY	0- 1	0- 1	1- 2				
0- 0	0- 0	0- 0	NEUTRAL	0- 0	0- 0	0- 0				
3- 8	0- 1	0- 0	NON-CONFERENCE	0- 1	0- 2	3- 4				
2- 3	0- 0	0- 0	HOME	0- 0	0- 1	2- 2				
1- 5	0- 1	0- 0	AWAY	0- 1	0- 1	1- 2				
0- 0	0- 0	0- 0	NEUTRAL	0- 0	0- 0	0- 0				
0- 0	0- 0	0- 0	CONFERENCE	0- 0	0- 0	0- 0				
0- 0	0- 0	0- 0	HOME	0- 0	0- 0	0- 0				
0- 0	0- 0	0- 0	AWAY	0- 0	0- 0	0- 0				
0- 0	0- 0	0- 0	NEUTRAL	0- 0	0- 0	0- 0				

RPI S	Opponent	Score	RPI S	Opponent	Score	RPI S	Opponent	Score	RPI S	Opponent	Score	Team's RPI: 298
6	A Green Bay	40 60				64	A Syracuse	63 94	141	A Central Conn. St.	75 77	
									147	H Delaware	46 68	
									158	H Bryant	55 72	
									181	A Sacred Heart	66 76	
									189	H Dartmouth	68 63	
									243	H Brown	76 81	
									273	A Boston U.	61 66	
									308	H Wagner	82 75	
									317	A St. Francis Brooklyn	63 61	
LAST 12 Division I GAMES:												
6	A Green Bay	40 60	64	A Syracuse	63 94	147	H Delaware	46 68	141	A Central Conn. St.	75 77	
317	A St. Francis Brooklyn	63 61	273	A Boston U.	61 66	158	H Bryant	55 72	243	H Brown	76 81	
308	H Wagner	82 75										
189	H Dartmouth	68 63										
181	A Sacred Heart	66 76										

Non-Div I Games:

Vermont

Average RPI Win:	211	WON-LOST	WINNING	LAST 10	STRENGTH OF	OPP. STRENGTH	TEAM	ADJ.	CONF.	ADJ CONF.
Average RPI Loss:	110	RECORD	PCT. RANK	GAMES	SCHEDULE	OF SCHEDULE	RPI	RPI	RPI	RPI
DIV. I ONLY	3- 7	251	3- 7	158	84	211	211	8	8	
DIV. I NON-CONF.	3- 6	238	3- 6	135	92	185	185	8	8	
TOTALS	RPI 1-25	RPI 26-50	W-L RECORDS	RPI 51-100	RPI 101-150	RPI 150+				
3- 7	0- 1	0- 1	OVERALL	0- 1	0- 1	3- 3				
1- 1	0- 0	0- 0	HOME	0- 0	0- 0	1- 1				
1- 3	0- 0	0- 0	AWAY	0- 1	0- 0	1- 2				
1- 3	0- 1	0- 1	NEUTRAL	0- 0	0- 1	1- 0				
3- 6	0- 1	0- 1	NON-CONFERENCE	0- 1	0- 1	3- 2				
1- 1	0- 0	0- 0	HOME	0- 0	0- 0	1- 1				
1- 2	0- 0	0- 0	AWAY	0- 1	0- 0	1- 1				
1- 3	0- 1	0- 1	NEUTRAL	0- 0	0- 1	1- 0				
0- 1	0- 0	0- 0	CONFERENCE	0- 0	0- 0	0- 1				
0- 0	0- 0	0- 0	HOME	0- 0	0- 0	0- 0				
0- 1	0- 0	0- 0	AWAY	0- 0	0- 0	0- 1				
0- 0	0- 0	0- 0	NEUTRAL	0- 0	0- 0	0- 0				

RPI 1-25			RPI 26-50			RPI 51-100			RPI 101+			Team's RPI: 211
RPI	S	Opponent	Score	RPI	S	Opponent	Score	RPI	S	Opponent	Score	
4	N	Arizona St.	46 51	42	N	South Fla.	56 57	77	A	Chattanooga	45 49	119 N Georgia Tech 63 71
												154 A Saint Joseph's 54 58
												174 H La Salle 70 36
												181 H Sacred Heart 49 72
												196 A Providence 49 51
												224 N Col. of Charleston 60 41
												234 A Cal St. Fullerton 50 43
LAST 12 Division I GAMES:												
181	H	Sacred Heart	49 72	4	N	Arizona St.	46 51					
174	H	La Salle	70 36	234	A	Cal St. Fullerton	50 43					
154	A	Saint Joseph's	54 58	42	N	South Fla.	56 57					
196	A	Providence	49 51	77	A	Chattanooga	45 49					
224	N	Col. of Charleston	60 41									
119	N	Georgia Tech	63 71									

Non-Div I Games:

Villanova

■ Loss,
■ Non-Conf,
■ S Site,
■ H Home
■ A Away
N Neutral

Average RPI Win: 205		WON-LOST	WINNING	LAST 10	STRENGTH OF	OPP. STRENGTH	TEAM	ADJ.	CONF.	ADJ CONF.
Average RPI Loss: 54		RECORD	PCT. RANK	GAMES	SCHEDULE	OF SCHEDULE	RPI	RPI	RPI	RPI
DIV. I ONLY		9- 2	36	1- 0	248	101	89	89	2	2
DIV. I NON-CONF.		9- 2	36	1- 0	251	102	90	90	2	2
TOTALS		RPI 1-25	RPI 26-50	W-L RECORDS	RPI 51-100	RPI 101-150	RPI 150+			
9- 2	0- 0		1- 1	OVERALL	2- 1	1- 0	5- 0			
7- 0	0- 0		1- 0	HOME	2- 0	0- 0	4- 0			
2- 1	0- 0		0- 1	AWAY	0- 0	1- 0	1- 0			
0- 1	0- 0		0- 0	NEUTRAL	0- 1	0- 0	0- 0			
9- 2	0- 0		1- 1	NON-CONFERENCE	2- 1	1- 0	5- 0			
7- 0	0- 0		1- 0	HOME	2- 0	0- 0	4- 0			
2- 1	0- 0		0- 1	AWAY	0- 0	1- 0	1- 0			
0- 1	0- 0		0- 0	NEUTRAL	0- 1	0- 0	0- 0			
0- 0	0- 0		0- 0	CONFERENCE	0- 0	0- 0	0- 0			
0- 0	0- 0		0- 0	HOME	0- 0	0- 0	0- 0			
0- 0	0- 0		0- 0	AWAY	0- 0	0- 0	0- 0			
0- 0	0- 0		0- 0	NEUTRAL	0- 0	0- 0	0- 0			

RPI 1-25				RPI 26-50				RPI 51-100				Team's RPI: 89		RPI 101+			
RPI	S	Opponent	Score	RPI	S	Opponent	Score	RPI	S	Opponent	Score	RPI	S	Opponent	Score		
				47	A	Illinois	63 86	57	H	Auburn	66 51	140	A	Xavier	71 62		
				50	H	Ohio St.	87 82	59	H	St. Mary's (CA)	62 49	231	H	Radford	75 47		
								60	N	Toledo	62 64	312	H	Howard	74 53		
												322	A	FIU	74 61		
												328	H	Longwood	91 49		
												348	H	Delaware St.	100 62		
LAST 12 Division I GAMES:																	
				59	H	St. Mary's (CA)	62 49	322	A	FIU	74 61						
				328	H	Longwood	91 49	312	H	Howard	74 53						
				348	H	Delaware St.	100 62	140	A	Xavier	71 62						
				47	A	Illinois	63 86	231	H	Radford	75 47						
				60	N	Toledo	62 64	50	H	Ohio St.	87 82						
				57	H	Auburn	66 51										

Non-Div I Games:

Virginia

Loss, Non-Conf, S Site, H Home A Away N Neutral

Average RPI Win:	263	WON-LOST	WINNING	LAST 10	STRENGTH OF	OPP. STRENGTH	TEAM	ADJ.	CONF.	ADJ CONF.
Average RPI Loss:	145	RECORD	PCT. RANK	GAMES	SCHEDULE	OF SCHEDULE	RPI	RPI	RPI	RPI
DIV. I ONLY	8- 4	90	7- 3	234	306	180	180	2	2	
DIV. I NON-CONF.	8- 4	91	8- 4	237	305	180	180	2	2	
TOTALS	RPI 1-25	RPI 26-50	W-L RECORDS	RPI 51-100	RPI 101-150	RPI 150+				
8- 4	0- 0	0- 1	OVERALL	0- 1	1- 0	7- 2				
7- 2	0- 0	0- 1	HOME	0- 1	1- 0	6- 0				
1- 2	0- 0	0- 0	AWAY	0- 0	0- 0	1- 2				
0- 0	0- 0	0- 0	NEUTRAL	0- 0	0- 0	0- 0				
8- 4	0- 0	0- 1	NON-CONFERENCE	0- 1	1- 0	7- 2				
7- 2	0- 0	0- 1	HOME	0- 1	1- 0	6- 0				
1- 2	0- 0	0- 0	AWAY	0- 0	0- 0	1- 2				
0- 0	0- 0	0- 0	NEUTRAL	0- 0	0- 0	0- 0				
0- 0	0- 0	0- 0	CONFERENCE	0- 0	0- 0	0- 0				
0- 0	0- 0	0- 0	HOME	0- 0	0- 0	0- 0				
0- 0	0- 0	0- 0	AWAY	0- 0	0- 0	0- 0				
0- 0	0- 0	0- 0	NEUTRAL	0- 0	0- 0	0- 0				

RPI	S	Opponent	Score	RPI	S	Opponent	Score	RPI	S	Opponent	Score	RPI	S	Opponent	Score	Team's RPI: 180
43	H	Northwestern	45 70	93	H	Old Dominion	62 69	132	H	East Tenn. St.	72 65	182	A	Florida	44 73	
								196	A	Providence	72 69	231	H	Radford	73 60	
								263	A	George Mason	69 77	271	H	Western Caro.	79 58	
								310	H	UMES	63 41	314	H	Norfolk St.	60 49	
								325	H	N.C. Central	80 44	328	H	Longwood	74 42	
LAST 12 Division I GAMES:																
328	H	Longwood	74 42	231	H	Radford	73 60									
43	H	Northwestern	45 70	271	H	Western Caro.	79 58									
182	A	Florida	44 73	325	H	N.C. Central	80 44									
132	H	East Tenn. St.	72 65	314	H	Norfolk St.	60 49									
93	H	Old Dominion	62 69	310	H	UMES	63 41									
196	A	Providence	72 69	263	A	George Mason	69 77									

Non-Div I Games:

Virginia Tech

[illegible]W
a
g
n
e
r

Wagner

Page 330

Wake Forest

Through Games Of Dec. 21, 2014

Average RPI Win:	253	WON-LOST	WINNING	LAST 10	STRENGTH OF	OPP. STRENGTH	TEAM	ADJ.	CONF.	ADJ CONF.
Average RPI Loss:	95	RECORD	PCT. RANK	GAMES	SCHEDULE	OF SCHEDULE	RPI	RPI	RPI	RPI
DIV. I ONLY	7- 5	130	5- 5	214	166	187	187	2	2	
DIV. I NON-CONF.	7- 5	132	7- 5	217	168	188	188	2	2	
TOTALS	RPI 1-25	RPI 26-50	W-L RECORDS	RPI 51-100	RPI 101-150	RPI 150+				
7- 5	0- 2	0- 0	OVERALL	0- 1	0- 0	7- 2				
5- 2	0- 0	0- 0	HOME	0- 1	0- 0	5- 1				
0- 2	0- 1	0- 0	AWAY	0- 0	0- 0	0- 1				
2- 1	0- 1	0- 0	NEUTRAL	0- 0	0- 0	2- 0				
7- 5	0- 2	0- 0	NON-CONFERENCE	0- 1	0- 0	7- 2				
5- 2	0- 0	0- 0	HOME	0- 1	0- 0	5- 1				
0- 2	0- 1	0- 0	AWAY	0- 0	0- 0	0- 1				
2- 1	0- 1	0- 0	NEUTRAL	0- 0	0- 0	2- 0				
0- 0	0- 0	0- 0	CONFERENCE	0- 0	0- 0	0- 0				
0- 0	0- 0	0- 0	HOME	0- 0	0- 0	0- 0				
0- 0	0- 0	0- 0	AWAY	0- 0	0- 0	0- 0				
0- 0	0- 0	0- 0	NEUTRAL	0- 0	0- 0	0- 0				

RPI 1-25				RPI 26-50				RPI 51-100				RPI 101+ Team's RPI: 187			
RPI	S	Opponent	Score	RPI	S	Opponent	Score	RPI	S	Opponent	Score	RPI	S	Opponent	Score
16	N	Princeton	55 72					100	H	Missouri	64 79	160	A	Richmond	72 79
21	A	Michigan	69 83									179	H	Arizona	69 72
												183	H	Marquette	89 77
												206	N	Montana	73 60
												208	N	Charlotte	65 58
												249	H	Towson	74 64
												296	H	Coppin St.	65 54
												300	H	Tennessee Tech	89 62
												328	H	Longwood	64 60
LAST 12 Division I GAMES:															
206	N	Montana	73 60	100	H	Missouri	64 79								
208	N	Charlotte	65 58	249	H	Towson	74 64								
16	N	Princeton	55 72	160	A	Richmond	72 79								
296	H	Coppin St.	65 54	179	H	Arizona	69 72								
183	H	Marquette	89 77	21	A	Michigan	69 83								
300	H	Tennessee Tech	89 62	328	H	Longwood	64 60								

Non-Div I Games:

Wake Forest

■ Loss,
■ Non-Conf,
■ S Site,
■ H Home
■ A Away
N Neutral

Average RPI Win:	138	WON-LOST	WINNING	LAST 10	STRENGTH OF	OPP. STRENGTH	TEAM	ADJ.	CONF.	ADJ CONF.
Average RPI Loss:	83	RECORD	PCT. RANK	GAMES	SCHEDULE	OF SCHEDULE	RPI	RPI	RPI	RPI
DIV. I ONLY	10- 1	15	10- 0	166	9	27	27	3	3	
DIV. I NON-CONF.	10- 1	14	10- 1	169	9	27	27	3	3	
TOTALS	RPI 1-25	RPI 26-50	W-L RECORDS	RPI 51-100	RPI 101-150	RPI 150+				
10- 1	0- 0	1- 0	OVERALL	3- 1	1- 0	5- 0				
3- 0	0- 0	0- 0	HOME	1- 0	0- 0	2- 0				
4- 1	0- 0	0- 0	AWAY	1- 1	0- 0	3- 0				
3- 0	0- 0	1- 0	NEUTRAL	1- 0	1- 0	0- 0				
10- 1	0- 0	1- 0	NON-CONFERENCE	3- 1	1- 0	5- 0				
3- 0	0- 0	0- 0	HOME	1- 0	0- 0	2- 0				
4- 1	0- 0	0- 0	AWAY	1- 1	0- 0	3- 0				
3- 0	0- 0	1- 0	NEUTRAL	1- 0	1- 0	0- 0				
0- 0	0- 0	0- 0	CONFERENCE	0- 0	0- 0	0- 0				
0- 0	0- 0	0- 0	HOME	0- 0	0- 0	0- 0				
0- 0	0- 0	0- 0	AWAY	0- 0	0- 0	0- 0				
0- 0	0- 0	0- 0	NEUTRAL	0- 0	0- 0	0- 0				

RPI 1-25				RPI 26-50		Team's RPI: 27		RPI 51-100				RPI 101+			
RPI	S	Opponent	Score	RPI	S	Opponent	Score	RPI	S	Opponent	Score	RPI	S	Opponent	Score
				34	N	Florida St.	80 68	62	H	South Dakota	96 82	127	N	Hartford	81 70
								71	N	Furman	101 69	151	A	San Diego St.	69 48
								73	A	UC Riverside	74 71	171	H	Yale	81 51
								83	A	Oklahoma	80 90	178	H	Grambling	84 53
												255	A	Portland	80 45
												260	A	Seattle	102 69
LAST 12 Division I GAMES:															
				127	N	Hartford	81 70	73	A	UC Riverside	74 71				
				71	N	Furman	101 69	151	A	San Diego St.	69 48				
				34	N	Florida St.	80 68	178	H	Grambling	84 53				
				171	H	Yale	81 51	255	A	Portland	80 45				
				62	H	South Dakota	96 82	260	A	Seattle	102 69				
				83	A	Oklahoma	80 90								

Non-Div I Games:

Washington

■ Loss,
■ Non-Conf, S Site,
■ Home
■ Away
N Neutral

Average RPI Win:	143	WON-LOST	WINNING	LAST 10	STRENGTH OF	OPP. STRENGTH	TEAM	ADJ.	CONF.	ADJ CONF.
Average RPI Loss:	15	RECORD	PCT. RANK	GAMES	SCHEDULE	OF SCHEDULE	RPI	RPI	RPI	RPI
DIV. I ONLY	8- 2	49	8- 2	125	7	45	45	3	3	
DIV. I NON-CONF.	8- 2	48	8- 2	133	7	46	46	3	3	
TOTALS	RPI 1-25	RPI 26-50	W-L RECORDS	RPI 51-100	RPI 101-150	RPI 150+				
8- 2	1- 2	1- 0	OVERALL	2- 0	1- 0	3- 0				
4- 1	1- 1	0- 0	HOME	0- 0	1- 0	2- 0				
3- 0	0- 0	0- 0	AWAY	2- 0	0- 0	1- 0				
1- 1	0- 1	1- 0	NEUTRAL	0- 0	0- 0	0- 0				
8- 2	1- 2	1- 0	NON-CONFERENCE	2- 0	1- 0	3- 0				
4- 1	1- 1	0- 0	HOME	0- 0	1- 0	2- 0				
3- 0	0- 0	0- 0	AWAY	2- 0	0- 0	1- 0				
1- 1	0- 1	1- 0	NEUTRAL	0- 0	0- 0	0- 0				
0- 0	0- 0	0- 0	CONFERENCE	0- 0	0- 0	0- 0				
0- 0	0- 0	0- 0	HOME	0- 0	0- 0	0- 0				
0- 0	0- 0	0- 0	AWAY	0- 0	0- 0	0- 0				
0- 0	0- 0	0- 0	NEUTRAL	0- 0	0- 0	0- 0				

RPI 1-25				RPI 26-50				Team's RPI: 45				RPI 51-100				RPI 101+			
RPI	S	Opponent	Score	RPI	S	Opponent	Score	RPI	S	Opponent	Score	RPI	S	Opponent	Score	RPI	S	Opponent	Score
9	H	Nebraska	61 82	41	N	Maryland	70 64	55	A	Gonzaga	59 58	123	H	Montana St.	82 61				
13	H	Dayton	76 60					58	A	Hampton	74 60	252	H	Idaho St.	84 34				
21	N	Michigan	64 76									260	H	Seattle	82 62				
												342	A	UC Santa Barbara	81 55				
LAST 12 Division I GAMES:																			
260	H	Seattle	82 62	123	H	Montana St.	82 61												
9	H	Nebraska	61 82	55	A	Gonzaga	59 58												
252	H	Idaho St.	84 34	342	A	UC Santa Barbara	81 55												
13	H	Dayton	76 60	41	N	Maryland	70 64												
				21	N	Michigan	64 76												
				58	A	Hampton	74 60												

Non-Div I Games:

Washington St.

Average RPI Win:	333	WON-LOST	WINNING	LAST 10	STRENGTH OF	OPP. STRENGTH	TEAM	ADJ.	CONF.	ADJ CONF.
Average RPI Loss:	168	RECORD	PCT. RANK	GAMES	SCHEDULE	OF SCHEDULE	RPI	RPI	RPI	RPI
DIV. I ONLY	3- 6	239	3- 6	259	341	285	285	21	21	
DIV. I NON-CONF.	3- 6	238	3- 6	261	341	286	286	21	21	
TOTALS	RPI 1-25	RPI 26-50	W-L RECORDS	RPI 51-100	RPI 101-150	RPI 150+				
3- 6	0- 0	0- 0	OVERALL	0- 2	0- 2	3- 2				
1- 3	0- 0	0- 0	HOME	0- 1	0- 1	1- 1				
2- 2	0- 0	0- 0	AWAY	0- 1	0- 0	2- 1				
0- 1	0- 0	0- 0	NEUTRAL	0- 0	0- 1	0- 0				
3- 6	0- 0	0- 0	NON-CONFERENCE	0- 2	0- 2	3- 2				
1- 3	0- 0	0- 0	HOME	0- 1	0- 1	1- 1				
2- 2	0- 0	0- 0	AWAY	0- 1	0- 0	2- 1				
0- 1	0- 0	0- 0	NEUTRAL	0- 0	0- 1	0- 0				
0- 0	0- 0	0- 0	CONFERENCE	0- 0	0- 0	0- 0				
0- 0	0- 0	0- 0	HOME	0- 0	0- 0	0- 0				
0- 0	0- 0	0- 0	AWAY	0- 0	0- 0	0- 0				
0- 0	0- 0	0- 0	NEUTRAL	0- 0	0- 0	0- 0				

RPI 1-25				RPI 26-50				RPI 51-100				RPI 101+				Team's RPI: 285	
RPI	S	Opponent	Score	RPI	S	Opponent	Score	RPI	S	Opponent	Score	RPI	S	Opponent	Score		
								91	A	BYU	53	64	115	H	Oklahoma St.	49	55
								94	H	San Diego	50	59	149	N	Eastern Mich.	42	57
													234	H	Cal St. Fullerton	68	70
													311	A	New Mexico St.	100	97
													323	A	Utah Valley	40	61
													344	H	Denver	65	63
													345	A	Air Force	71	53
LAST 12 Division I GAMES:																	
				115	H	Oklahoma St.	49	55	91	A	BYU	53	64				
				344	H	Denver	65	63	94	H	San Diego	50	59				
				345	A	Air Force	71	53	149	N	Eastern Mich.	42	57				
									311	A	New Mexico St.	100	97				
									234	H	Cal St. Fullerton	68	70				
									323	A	Utah Valley	40	61				

Non-Div I Games: Montana Western 77 31 Bristol 94 48

Weber St.

Average RPI Win:	177	WON-LOST	WINNING	LAST 10	STRENGTH OF	OPP. STRENGTH	TEAM	ADJ.	CONF.	ADJ CONF.
Average RPI Loss:	35	RECORD	PCT. RANK	GAMES	SCHEDULE	OF SCHEDULE	RPI	RPI	RPI	RPI
DIV. I ONLY	9- 1	23	9- 1	132	147	31	31	5	5	
DIV. I NON-CONF.	9- 1	22	9- 1	141	149	31	31	5	5	
TOTALS	RPI 1-25	RPI 26-50	W-L RECORDS	RPI 51-100	RPI 101-150	RPI 150+				
9- 1	0- 0	1- 1	OVERALL	1- 0	2- 0	5- 0				
7- 0	0- 0	1- 0	HOME	0- 0	2- 0	4- 0				
1- 1	0- 0	0- 1	AWAY	0- 0	0- 0	1- 0				
1- 0	0- 0	0- 0	NEUTRAL	1- 0	0- 0	0- 0				
9- 1	0- 0	1- 1	NON-CONFERENCE	1- 0	2- 0	5- 0				
7- 0	0- 0	1- 0	HOME	0- 0	2- 0	4- 0				
1- 1	0- 0	0- 1	AWAY	0- 0	0- 0	1- 0				
1- 0	0- 0	0- 0	NEUTRAL	1- 0	0- 0	0- 0				
0- 0	0- 0	0- 0	CONFERENCE	0- 0	0- 0	0- 0				
0- 0	0- 0	0- 0	HOME	0- 0	0- 0	0- 0				
0- 0	0- 0	0- 0	AWAY	0- 0	0- 0	0- 0				
0- 0	0- 0	0- 0	NEUTRAL	0- 0	0- 0	0- 0				

RPI 1-25				RPI 26-50				Team's RPI: 31				RPI 51-100				RPI 101+			
RPI	S	Opponent	Score	RPI	S	Opponent	Score	RPI	S	Opponent	Score	RPI	S	Opponent	Score	RPI	S	Opponent	Score
				35	A	Mississippi St.	61 74	97	N	Marshall	69 56	114	H	Duquesne	79 60				
				37	H	Seton Hall	89 87									134	H	Fairfield	67 53
																177	H	Eastern Ky.	67 42
																204	H	IPFW	82 48
																258	H	Evansville	83 39
																272	A	Fairleigh Dickinson	80 52
																296	H	Coppin St.	83 43
LAST 12 Division I GAMES:																			
				97	N	Marshall	69 56	134	H	Fairfield	67 53								
				204	H	IPFW	82 48	258	H	Evansville	83 39								
				114	H	Duquesne	79 60	35	A	Mississippi St.	61 74								
				296	H	Coppin St.	83 43	37	H	Seton Hall	89 87								
				272	A	Fairleigh Dickinson	80 52	177	H	Eastern Ky.	67 42								

Non-Div I Games:

West Virginia

■ Loss,
 ■ Non-Conf,
 ■ S Site,
 ■ H Home
 ■ A Away
 N Neutral

Average RPI Win:	292	WON-LOST	WINNING	LAST 10	STRENGTH OF	OPP. STRENGTH	TEAM	ADJ.	CONF.	ADJ CONF.
Average RPI Loss:	203	RECORD	PCT. RANK	GAMES	SCHEDULE	OF SCHEDULE	RPI	RPI	RPI	RPI
DIV. I ONLY	5- 5	155	5- 4	315	331	271	271	17	17	
DIV. I NON-CONF.	5- 5	152	5- 5	317	332	273	273	18	18	
TOTALS	RPI 1-25	RPI 26-50	W-L RECORDS	RPI 51-100	RPI 101-150	RPI 150+				
5- 5	0- 0	0- 0	OVERALL	0- 0	0- 0	5- 5				
2- 2	0- 0	0- 0	HOME	0- 0	0- 0	2- 2				
2- 2	0- 0	0- 0	AWAY	0- 0	0- 0	2- 2				
1- 1	0- 0	0- 0	NEUTRAL	0- 0	0- 0	1- 1				
5- 5	0- 0	0- 0	NON-CONFERENCE	0- 0	0- 0	5- 5				
2- 2	0- 0	0- 0	HOME	0- 0	0- 0	2- 2				
2- 2	0- 0	0- 0	AWAY	0- 0	0- 0	2- 2				
1- 1	0- 0	0- 0	NEUTRAL	0- 0	0- 0	1- 1				
0- 0	0- 0	0- 0	CONFERENCE	0- 0	0- 0	0- 0				
0- 0	0- 0	0- 0	HOME	0- 0	0- 0	0- 0				
0- 0	0- 0	0- 0	AWAY	0- 0	0- 0	0- 0				
0- 0	0- 0	0- 0	NEUTRAL	0- 0	0- 0	0- 0				

RPI 1-25				RPI 26-50				RPI 51-100				RPI 101+ Team's RPI: 271			
RPI	S	Opponent	Score	RPI	S	Opponent	Score	RPI	S	Opponent	Score	RPI	S	Opponent	Score
												165	A	North Florida	45 62
												167	H	USC Upstate	63 59
												169	H	Presbyterian	44 51
												177	N	Eastern Ky.	62 71
												180	A	Virginia Tech	58 79
												313	H	Campbell	67 57
												316	A	UNCW	64 53
												322	N	FIU	83 69
												325	H	N.C. Central	59 64
												343	A	UNC Asheville	79 66
LAST 12 Division I GAMES:															
				322	N	FIU	83 69					165	A	North Florida	45 62
				343	A	UNC Asheville	79 66					313	H	Campbell	67 57
				180	A	Virginia Tech	58 79					169	H	Presbyterian	44 51
				167	H	USC Upstate	63 59					325	H	N.C. Central	59 64
				316	A	UNCW	64 53								
				177	N	Eastern Ky.	62 71								

Non-Div I Games: North Greenville 75 74 Livingstone 66 55

Western Caro.

Average RPI Win:	312	WON-LOST	WINNING	LAST 10	STRENGTH OF	OPP. STRENGTH	TEAM	ADJ.	CONF.	ADJ CONF.
Average RPI Loss:	149	RECORD	PCT. RANK	GAMES	SCHEDULE	OF SCHEDULE	RPI	RPI	RPI	RPI
DIV. I ONLY	5- 5	155	5- 4	309	305	230	230	25	25	
DIV. I NON-CONF.	5- 5	152	5- 5	312	304	233	233	25	25	
TOTALS	RPI 1-25	RPI 26-50	W-L RECORDS	RPI 51-100	RPI 101-150	RPI 150+				
5- 5	0- 0	0- 0	OVERALL	0- 2	0- 1	5- 2				
2- 1	0- 0	0- 0	HOME	0- 1	0- 0	2- 0				
3- 4	0- 0	0- 0	AWAY	0- 1	0- 1	3- 2				
0- 0	0- 0	0- 0	NEUTRAL	0- 0	0- 0	0- 0				
5- 5	0- 0	0- 0	NON-CONFERENCE	0- 2	0- 1	5- 2				
2- 1	0- 0	0- 0	HOME	0- 1	0- 0	2- 0				
3- 4	0- 0	0- 0	AWAY	0- 1	0- 1	3- 2				
0- 0	0- 0	0- 0	NEUTRAL	0- 0	0- 0	0- 0				
0- 0	0- 0	0- 0	CONFERENCE	0- 0	0- 0	0- 0				
0- 0	0- 0	0- 0	HOME	0- 0	0- 0	0- 0				
0- 0	0- 0	0- 0	AWAY	0- 0	0- 0	0- 0				
0- 0	0- 0	0- 0	NEUTRAL	0- 0	0- 0	0- 0				

RPI 1-25				RPI 26-50				RPI 51-100				RPI 101+ Team's RPI: 230					
RPI	S	Opponent	Score	RPI	S	Opponent	Score	RPI	S	Opponent	Score	RPI	S	Opponent	Score		
								98	H	North Dakota	77	85	136	A	Ill.-Chicago	54	67
								100	A	Missouri	52	89	183	A	Marquette	57	65
													229	A	Fla. Atlantic	88	90
													250	A	Southeast Mo. St.	79	62
													306	H	Eastern Ill.	63	54
													326	A	Bradley	75	63
													333	A	Chicago St.	90	55
													346	H	UMKC	71	48
LAST 12 Division I GAMES:																	
				136	A	Ill.-Chicago	54	67					183	A	Marquette	57	65
				250	A	Southeast Mo. St.	79	62					306	H	Eastern Ill.	63	54
				98	H	North Dakota	77	85					326	A	Bradley	75	63
				346	H	UMKC	71	48					100	A	Missouri	52	89
				229	A	Fla. Atlantic	88	90									
				333	A	Chicago St.	90	55									

Non-Div I Games: William Woods 89 42

Western Ill.

Average RPI Win:	181	WON-LOST	WINNING	LAST 10	STRENGTH OF	OPP. STRENGTH	TEAM	ADJ.	CONF.	ADJ CONF.
Average RPI Loss:	25	RECORD	PCT. RANK	GAMES	SCHEDULE	OF SCHEDULE	RPI	RPI	RPI	RPI
DIV. I ONLY	10- 2	33	8- 2	46	170	17	17	18	18	
DIV. I NON-CONF.	10- 2	33	10- 2	49	172	17	17	19	19	
TOTALS	RPI 1-25	RPI 26-50	W-L RECORDS	RPI 51-100	RPI 101-150	RPI 150+				
10- 2	1- 1	0- 1	OVERALL	2- 0	1- 0	6- 0				
6- 0	0- 0	0- 0	HOME	1- 0	0- 0	5- 0				
3- 2	0- 1	0- 1	AWAY	1- 0	1- 0	1- 0				
1- 0	1- 0	0- 0	NEUTRAL	0- 0	0- 0	0- 0				
10- 2	1- 1	0- 1	NON-CONFERENCE	2- 0	1- 0	6- 0				
6- 0	0- 0	0- 0	HOME	1- 0	0- 0	5- 0				
3- 2	0- 1	0- 1	AWAY	1- 0	1- 0	1- 0				
1- 0	1- 0	0- 0	NEUTRAL	0- 0	0- 0	0- 0				
0- 0	0- 0	0- 0	CONFERENCE	0- 0	0- 0	0- 0				
0- 0	0- 0	0- 0	HOME	0- 0	0- 0	0- 0				
0- 0	0- 0	0- 0	AWAY	0- 0	0- 0	0- 0				
0- 0	0- 0	0- 0	NEUTRAL	0- 0	0- 0	0- 0				

RPI	S	Opponent	Score
14	A	Louisville	67 89
24	N	Tulane	69 64

RPI	S	Opponent	Score
35	A	Mississippi St.	77 88

RPI	S	Opponent	Score
65	A	Colorado	79 78
85	H	Albany (NY)	63 54

RPI	S	Opponent	Score
111	A	Hofstra	70 65
166	H	Ole Miss	98 69
191	H	Ball St.	84 59
253	H	Central Ark.	93 57
284	A	Austin Peay	91 68
299	H	Alabama St.	93 54
334	H	Alabama A&M	96 44

LAST 12 Division I GAMES:

111	A	Hofstra	70 65	191	H	Ball St.	84 59
24	N	Tulane	69 64	284	A	Austin Peay	91 68
14	A	Louisville	67 89	299	H	Alabama St.	93 54
35	A	Mississippi St.	77 88	166	H	Ole Miss	98 69
85	H	Albany (NY)	63 54	334	H	Alabama A&M	96 44
65	A	Colorado	79 78	253	H	Central Ark.	93 57

Non-Div I Games:

Western Ky.

Average RPI Win:	258	WON-LOST	WINNING	LAST 10	STRENGTH OF	OPP. STRENGTH	TEAM	ADJ.	CONF.	ADJ CONF.
Average RPI Loss:	26	RECORD	PCT. RANK	GAMES	SCHEDULE	OF SCHEDULE	RPI	RPI	RPI	RPI
DIV. I ONLY	4- 3	134	4- 3	203	30	99	99	14	14	
DIV. I NON-CONF.	4- 3	136	4- 3	205	30	101	101	14	14	
TOTALS	RPI 1-25	RPI 26-50	W-L RECORDS	RPI 51-100	RPI 101-150	RPI 150+				
4- 3	0- 2	0- 1	OVERALL	0- 0	0- 0	4- 0				
2- 0	0- 0	0- 0	HOME	0- 0	0- 0	2- 0				
2- 3	0- 2	0- 1	AWAY	0- 0	0- 0	2- 0				
0- 0	0- 0	0- 0	NEUTRAL	0- 0	0- 0	0- 0				
4- 3	0- 2	0- 1	NON-CONFERENCE	0- 0	0- 0	4- 0				
2- 0	0- 0	0- 0	HOME	0- 0	0- 0	2- 0				
2- 3	0- 2	0- 1	AWAY	0- 0	0- 0	2- 0				
0- 0	0- 0	0- 0	NEUTRAL	0- 0	0- 0	0- 0				
0- 0	0- 0	0- 0	CONFERENCE	0- 0	0- 0	0- 0				
0- 0	0- 0	0- 0	HOME	0- 0	0- 0	0- 0				
0- 0	0- 0	0- 0	AWAY	0- 0	0- 0	0- 0				
0- 0	0- 0	0- 0	NEUTRAL	0- 0	0- 0	0- 0				

RPI 1-25				RPI 26-50				RPI 51-100				RPI 101+			
RPI	S	Opponent	Score	RPI	S	Opponent	Score	RPI	S	Opponent	Score	RPI	S	Opponent	Score
6	A	Green Bay	55 70	50	A	Ohio St.	46 83					186	H	Massachusetts	63 41
21	A	Michigan	47 74									205	A	Detroit	71 57
												307	H	North Dakota St.	74 59
												333	A	Chicago St.	73 43
LAST 12 Division I GAMES:															
307	H	North Dakota St.	74 59	205	A	Detroit	71 57								
186	H	Massachusetts	63 41	50	A	Ohio St.	46 83								
				6	A	Green Bay	55 70								
				333	A	Chicago St.	73 43								
				21	A	Michigan	47 74								

Non-Div I Games: Kentucky St. 70 45 Trine 81 45

Western Mich.

Average RPI Win:	149	WON-LOST	WINNING	LAST 10	STRENGTH OF	OPP. STRENGTH	TEAM	ADJ.	CONF.	ADJ CONF.
Average RPI Loss:	77	RECORD	PCT. RANK	GAMES	SCHEDULE	OF SCHEDULE	RPI	RPI	RPI	RPI
DIV. I ONLY	8- 3	64	2- 0	71	36	44	44	16	16	
DIV. I NON-CONF.	8- 3	65	2- 0	77	36	45	45	16	16	
TOTALS	RPI 1-25	RPI 26-50	W-L RECORDS	RPI 51-100	RPI 101-150	RPI 150+				
8- 3	0- 1	1- 1	OVERALL	2- 0	2- 0	3- 1				
6- 0	0- 0	0- 0	HOME	2- 0	1- 0	3- 0				
0- 2	0- 1	0- 0	AWAY	0- 0	0- 0	0- 1				
2- 1	0- 0	1- 1	NEUTRAL	0- 0	1- 0	0- 0				
8- 3	0- 1	1- 1	NON-CONFERENCE	2- 0	2- 0	3- 1				
6- 0	0- 0	0- 0	HOME	2- 0	1- 0	3- 0				
0- 2	0- 1	0- 0	AWAY	0- 0	0- 0	0- 1				
2- 1	0- 0	1- 1	NEUTRAL	0- 0	1- 0	0- 0				
0- 0	0- 0	0- 0	CONFERENCE	0- 0	0- 0	0- 0				
0- 0	0- 0	0- 0	HOME	0- 0	0- 0	0- 0				
0- 0	0- 0	0- 0	AWAY	0- 0	0- 0	0- 0				
0- 0	0- 0	0- 0	NEUTRAL	0- 0	0- 0	0- 0				

RPI 1-25				RPI 26-50				Team's RPI: 44				RPI 51-100				RPI 101+			
RPI	S	Opponent	Score	RPI	S	Opponent	Score	RPI	S	Opponent	Score	RPI	S	Opponent	Score	RPI	S	Opponent	Score
18	A	Tennessee	51 54	39	N	FGCU	39 56	61	H	Creighton	65 56	106	N	Clemson	63 48				
				50	N	Ohio St.	70 55	80	H	Kansas St.	51 48	135	H	Winthrop	66 20				
												175	A	Eastern Wash.	58 86				
												190	H	Texas-Arlington	71 61				
												278	H	Ark.-Pine Bluff	55 26				
												293	H	La.-Monroe	57 42				
LAST 12 Division I GAMES:																			
190	H	Texas-Arlington	71 61	18	A	Tennessee	51 54	80	H	Kansas St.	51 48	106	N	Clemson	63 48				
278	H	Ark.-Pine Bluff	55 26	39	N	FGCU	39 56	50	N	Ohio St.	70 55	135	H	Winthrop	66 20				
135	H	Winthrop	66 20	50	N	Ohio St.	70 55	80	H	Kansas St.	51 48	175	A	Eastern Wash.	58 86				
293	H	La.-Monroe	57 42	39	N	FGCU	39 56	50	N	Ohio St.	70 55	190	H	Texas-Arlington	71 61				
61	H	Creighton	65 56	175	A	Eastern Wash.	58 86	80	H	Kansas St.	51 48	278	H	Ark.-Pine Bluff	55 26				

Non-Div I Games:

Wichita St.

William & Mary

Through Games Of Dec. 21, 2014

Average RPI Win:	260	WON-LOST	WINNING	LAST 10	STRENGTH OF	OPP. STRENGTH	TEAM	ADJ.	CONF.	ADJ CONF.
Average RPI Loss:	130	RECORD	PCT. RANK	GAMES	SCHEDULE	OF SCHEDULE	RPI	RPI	RPI	RPI
DIV. I ONLY	6- 4	116	6- 4	261	280	162	162	11	11	
DIV. I NON-CONF.	6- 4	116	6- 4	263	279	162	162	11	11	
TOTALS	RPI 1-25	RPI 26-50	W-L RECORDS	RPI 51-100	RPI 101-150	RPI 150+				
6- 4	0- 0	0- 0	OVERALL	0- 1	1- 2	5- 1				
3- 1	0- 0	0- 0	HOME	0- 0	1- 1	2- 0				
3- 3	0- 0	0- 0	AWAY	0- 1	0- 1	3- 1				
0- 0	0- 0	0- 0	NEUTRAL	0- 0	0- 0	0- 0				
6- 4	0- 0	0- 0	NON-CONFERENCE	0- 1	1- 2	5- 1				
3- 1	0- 0	0- 0	HOME	0- 0	1- 1	2- 0				
3- 3	0- 0	0- 0	AWAY	0- 1	0- 1	3- 1				
0- 0	0- 0	0- 0	NEUTRAL	0- 0	0- 0	0- 0				
0- 0	0- 0	0- 0	CONFERENCE	0- 0	0- 0	0- 0				
0- 0	0- 0	0- 0	HOME	0- 0	0- 0	0- 0				
0- 0	0- 0	0- 0	AWAY	0- 0	0- 0	0- 0				
0- 0	0- 0	0- 0	NEUTRAL	0- 0	0- 0	0- 0				

RPI 1-25				RPI 26-50				RPI 51-100				RPI 101+				Team's RPI: 162	
RPI	S	Opponent	Score	RPI	S	Opponent	Score	RPI	S	Opponent	Score	RPI	S	Opponent	Score		
								93	A	Old Dominion	58	65	103	H	Maine	51	54
													113	H	VCU	56	48
													150	A	High Point	80	87
													174	A	La Salle	71	78
													221	A	N.C. A&T	59	57
													231	A	Radford	81	71
													328	H	Longwood	90	55
													332	H	Loyola Maryland	72	71
													336	A	Wofford	71	51
LAST 12 Division I GAMES:																	
				103	H	Maine	51	54					113	H	VCU	56	48
				336	A	Wofford	71	51					150	A	High Point	80	87
				174	A	La Salle	71	78					221	A	N.C. A&T	59	57
				231	A	Radford	81	71					93	A	Old Dominion	58	65
				328	H	Longwood	90	55					332	H	Loyola Maryland	72	71

Non-Div I Games:

William & Mary

Loss, Non-Conf, S Site, H Home A Away N Neutral

Average RPI Win:	229	WON-LOST	WINNING	LAST 10	STRENGTH OF	OPP. STRENGTH	TEAM	ADJ.	CONF.	ADJ CONF.
Average RPI Loss:	89	RECORD	PCT. RANK	GAMES	SCHEDULE	OF SCHEDULE	RPI	RPI	RPI	RPI
DIV. I ONLY	4- 5	186	4- 5	82	176	135	135	30	30	
DIV. I NON-CONF.	3- 5	214	3- 5	80	95	138	138	30	30	
TOTALS	RPI 1-25	RPI 26-50	W-L RECORDS	RPI 51-100	RPI 101-150	RPI 150+				
4- 5	0- 1	0- 2	OVERALL	1- 1	0- 0	3- 1				
3- 1	0- 0	0- 0	HOME	1- 1	0- 0	2- 0				
1- 3	0- 1	0- 2	AWAY	0- 0	0- 0	1- 0				
0- 1	0- 0	0- 0	NEUTRAL	0- 0	0- 0	0- 1				
3- 5	0- 1	0- 2	NON-CONFERENCE	1- 1	0- 0	2- 1				
2- 1	0- 0	0- 0	HOME	1- 1	0- 0	1- 0				
1- 3	0- 1	0- 2	AWAY	0- 0	0- 0	1- 0				
0- 1	0- 0	0- 0	NEUTRAL	0- 0	0- 0	0- 1				
1- 0	0- 0	0- 0	CONFERENCE	0- 0	0- 0	1- 0				
1- 0	0- 0	0- 0	HOME	0- 0	0- 0	1- 0				
0- 0	0- 0	0- 0	AWAY	0- 0	0- 0	0- 0				
0- 0	0- 0	0- 0	NEUTRAL	0- 0	0- 0	0- 0				

RPI 1-25				RPI 26-50				RPI 51-100				RPI 101+ Team's RPI: 135			
RPI	S	Opponent	Score	RPI	S	Opponent	Score	RPI	S	Opponent	Score	RPI	S	Opponent	Score
18	A	Tennessee	48 81	44	A	Wichita St.	20 66	57	H	Auburn	56 54	222	H	Davidson	75 60
				50	A	Ohio St.	52 66	71	H	Furman	55 73	263	N	George Mason	57 69
												313	H	Campbell	61 59
												325	A	N.C. Central	71 63
LAST 12 Division I GAMES:															
263	N	George Mason	57 69	44	A	Wichita St.	20 66								
222	H	Davidson	75 60	18	A	Tennessee	48 81								
50	A	Ohio St.	52 66	71	H	Furman	55 73								
313	H	Campbell	61 59												
57	H	Auburn	56 54												
325	A	N.C. Central	71 63												

Non-Div I Games: Gallaudet 117 43

Winthrop

Average RPI Win:	220	WON-LOST	WINNING	LAST 10	STRENGTH OF	OPP. STRENGTH	TEAM	ADJ.	CONF.	ADJ CONF.
Average RPI Loss:	68	RECORD	PCT. RANK	GAMES	SCHEDULE	OF SCHEDULE	RPI	RPI	RPI	RPI
DIV. I ONLY	4- 6	202	4- 6	72	82	137	137	1	1	
DIV. I NON-CONF.	4- 6	200	4- 6	79	83	136	136	1	1	
TOTALS	RPI 1-25	RPI 26-50	W-L RECORDS	RPI 51-100	RPI 101-150	RPI 150+				
4- 6	0- 2	0- 0	OVERALL	0- 2	0- 2	4- 0				
3- 1	0- 0	0- 0	HOME	0- 1	0- 0	3- 0				
1- 3	0- 1	0- 0	AWAY	0- 0	0- 2	1- 0				
0- 2	0- 1	0- 0	NEUTRAL	0- 1	0- 0	0- 0				
4- 6	0- 2	0- 0	NON-CONFERENCE	0- 2	0- 2	4- 0				
3- 1	0- 0	0- 0	HOME	0- 1	0- 0	3- 0				
1- 3	0- 1	0- 0	AWAY	0- 0	0- 2	1- 0				
0- 2	0- 1	0- 0	NEUTRAL	0- 1	0- 0	0- 0				
0- 0	0- 0	0- 0	CONFERENCE	0- 0	0- 0	0- 0				
0- 0	0- 0	0- 0	HOME	0- 0	0- 0	0- 0				
0- 0	0- 0	0- 0	AWAY	0- 0	0- 0	0- 0				
0- 0	0- 0	0- 0	NEUTRAL	0- 0	0- 0	0- 0				

RPI 1-25				RPI 26-50				RPI 51-100				RPI 101+ Team's RPI: 137			
RPI	S	Opponent	Score	RPI	S	Opponent	Score	RPI	S	Opponent	Score	RPI	S	Opponent	Score
6	A	Green Bay	43 53					53	H	Vanderbilt	58 67	124	A	Miami (FL)	54 66
12	N	South Carolina	44 67					82	N	East Carolina	43 61	133	A	Drake	77 89
												182	A	Florida	51 48
												183	H	Marquette	89 64
												198	H	Oral Roberts	70 52
												315	H	Illinois St.	71 60
LAST 12 Division I GAMES:															
124	A	Miami (FL)	54 66	198	H	Oral Roberts	70 52								
82	N	East Carolina	43 61	6	A	Green Bay	43 53								
12	N	South Carolina	44 67	182	A	Florida	51 48								
133	A	Drake	77 89	183	H	Marquette	89 64								
53	H	Vanderbilt	58 67												
315	H	Illinois St.	71 60												

Non-Div I Games:

Wisconsin

■ Loss,
 ■ Non-Conf,
 S Site,
 ■ Home
 ■ Away
 N Neutral

Average RPI Win:	346	WON-LOST	WINNING	LAST 10	STRENGTH OF	OPP. STRENGTH	TEAM	ADJ.	CONF.	ADJ CONF.
Average RPI Loss:	203	RECORD	PCT. RANK	GAMES	SCHEDULE	OF SCHEDULE	RPI	RPI	RPI	RPI
DIV. I ONLY	2- 9	305	2- 7	306	342	336	336	17	17	
DIV. I NON-CONF.	2- 9	301	2- 9	307	342	336	336	18	18	
TOTALS	RPI 1-25	RPI 26-50	W-L RECORDS	RPI 51-100	RPI 101-150	RPI 150+				
2- 9	0- 0	0- 0	OVERALL	0- 0	0- 3	2- 6				
1- 3	0- 0	0- 0	HOME	0- 0	0- 0	1- 3				
1- 5	0- 0	0- 0	AWAY	0- 0	0- 3	1- 2				
0- 1	0- 0	0- 0	NEUTRAL	0- 0	0- 0	0- 1				
2- 9	0- 0	0- 0	NON-CONFERENCE	0- 0	0- 3	2- 6				
1- 3	0- 0	0- 0	HOME	0- 0	0- 0	1- 3				
1- 5	0- 0	0- 0	AWAY	0- 0	0- 3	1- 2				
0- 1	0- 0	0- 0	NEUTRAL	0- 0	0- 0	0- 1				
0- 0	0- 0	0- 0	CONFERENCE	0- 0	0- 0	0- 0				
0- 0	0- 0	0- 0	HOME	0- 0	0- 0	0- 0				
0- 0	0- 0	0- 0	AWAY	0- 0	0- 0	0- 0				
0- 0	0- 0	0- 0	NEUTRAL	0- 0	0- 0	0- 0				

RPI 1-25			RPI 26-50			RPI 51-100			RPI 101+			Team's RPI: 336
RPI	S	Opponent	Score	RPI	S	Opponent	Score	RPI	S	Opponent	Score	
								105	A	Ohio	37	84
								129	A	Jacksonville St.	55	70
								140	A	Xavier	51	75
								162	H	William & Mary	51	71
								165	A	North Florida	60	68
								231	A	Radford	59	60
								282	H	South Carolina St.	53	59
								294	H	Gardner-Webb	60	65
								322	N	FIU	75	83
								343	A	UNC Asheville	70	52
								349	H	Charleston So.	55	48
LAST 12 Division I GAMES:												
294	H	Gardner-Webb	60	65	322	N	FIU	75	83			
129	A	Jacksonville St.	55	70	165	A	North Florida	60	68			
349	H	Charleston So.	55	48	162	H	William & Mary	51	71			
105	A	Ohio	37	84	231	A	Radford	59	60			
140	A	Xavier	51	75	343	A	UNC Asheville	70	52			
					282	H	South Carolina St.	53	59			

Non-Div I Games: Montreat

87 36

Wofford

Average RPI Win:	280	WON-LOST	WINNING	LAST 10	STRENGTH OF	OPP. STRENGTH	TEAM	ADJ.	CONF.	ADJ CONF.
Average RPI Loss:	87	RECORD	PCT. RANK	GAMES	SCHEDULE	OF SCHEDULE	RPI	RPI	RPI	RPI
DIV. I ONLY	7- 3	78	0- 0	341	87	197	197	10	10	
DIV. I NON-CONF.	7- 3	79	0- 0	342	87	200	200	10	10	
TOTALS	RPI 1-25	RPI 26-50	W-L RECORDS	RPI 51-100	RPI 101-150	RPI 150+				
7- 3	0- 1	0- 0	OVERALL	0- 1	1- 0	6- 1				
3- 1	0- 1	0- 0	HOME	0- 0	1- 0	2- 0				
2- 2	0- 0	0- 0	AWAY	0- 1	0- 0	2- 1				
2- 0	0- 0	0- 0	NEUTRAL	0- 0	0- 0	2- 0				
7- 3	0- 1	0- 0	NON-CONFERENCE	0- 1	1- 0	6- 1				
3- 1	0- 1	0- 0	HOME	0- 0	1- 0	2- 0				
2- 2	0- 0	0- 0	AWAY	0- 1	0- 0	2- 1				
2- 0	0- 0	0- 0	NEUTRAL	0- 0	0- 0	2- 0				
0- 0	0- 0	0- 0	CONFERENCE	0- 0	0- 0	0- 0				
0- 0	0- 0	0- 0	HOME	0- 0	0- 0	0- 0				
0- 0	0- 0	0- 0	AWAY	0- 0	0- 0	0- 0				
0- 0	0- 0	0- 0	NEUTRAL	0- 0	0- 0	0- 0				

RPI 1-25				RPI 26-50				RPI 51-100				RPI 101+ Team's RPI: 197			
RPI	S	Opponent	Score	RPI	S	Opponent	Score	RPI	S	Opponent	Score	RPI	S	Opponent	Score
13	H	Dayton	76 79					52	A	Purdue	46 70	112	H	Southern Ill.	70 50
												195	A	Butler	49 57
												277	N	UC Irvine	80 42
												284	A	Austin Peay	85 73
												297	A	Lipscomb	79 66
												319	H	Murray St.	75 68
												329	H	Lamar	82 61
												344	N	Denver	72 63
LAST 12 Division I GAMES:															
				52	A	Purdue	46 70	277	N	UC Irvine	80 42				
				319	H	Murray St.	75 68	344	N	Denver	72 63				
				297	A	Lipscomb	79 66	329	H	Lamar	82 61				
				284	A	Austin Peay	85 73	195	A	Butler	49 57				
								13	H	Dayton	76 79				
								112	H	Southern Ill.	70 50				

Non-Div I Games: Otterbein 104 51

Wright St.

Wyoming

Through Games Of Dec. 21, 2014

Average RPI Win:	287	WON-LOST	WINNING	LAST 10	STRENGTH OF	OPP. STRENGTH	TEAM	ADJ.	CONF.	ADJ CONF.
Average RPI Loss:	87	RECORD	PCT. RANK	GAMES	SCHEDULE	OF SCHEDULE	RPI	RPI	RPI	RPI
DIV. I ONLY	3- 5	217	3- 5	231	139	244	244	19	19	
DIV. I NON-CONF.	3- 5	214	3- 5	234	142	245	245	20	20	
TOTALS	RPI 1-25	RPI 26-50	W-L RECORDS	RPI 51-100	RPI 101-150	RPI 150+				
3- 5	0- 0	0- 0	OVERALL	0- 3	0- 2	3- 0				
1- 2	0- 0	0- 0	HOME	0- 2	0- 0	1- 0				
1- 2	0- 0	0- 0	AWAY	0- 1	0- 1	1- 0				
1- 1	0- 0	0- 0	NEUTRAL	0- 0	0- 1	1- 0				
3- 5	0- 0	0- 0	NON-CONFERENCE	0- 3	0- 2	3- 0				
1- 2	0- 0	0- 0	HOME	0- 2	0- 0	1- 0				
1- 2	0- 0	0- 0	AWAY	0- 1	0- 1	1- 0				
1- 1	0- 0	0- 0	NEUTRAL	0- 0	0- 1	1- 0				
0- 0	0- 0	0- 0	CONFERENCE	0- 0	0- 0	0- 0				
0- 0	0- 0	0- 0	HOME	0- 0	0- 0	0- 0				
0- 0	0- 0	0- 0	AWAY	0- 0	0- 0	0- 0				
0- 0	0- 0	0- 0	NEUTRAL	0- 0	0- 0	0- 0				

RPI 1-25			RPI 26-50			RPI 51-100			RPI 101+			Team's RPI: 244
RPI	S	Opponent	Score	RPI	S	Opponent	Score	RPI	S	Opponent	Score	
						55 H Gonzaga	56 70	104 N Iowa St.		63 84		
						65 A Colorado	71 76	123 A Montana St.		52 79		
						88 H Idaho	66 77	206 A Montana		60 54		
								312 N Howard		67 53		
								344 H Denver		82 41		
LAST 12 Division I GAMES:												
65	A	Colorado	71 76	206	A	Montana	60 54					
55	H	Gonzaga	56 70	312	N	Howard	67 53					
123	A	Montana St.	52 79	104	N	Iowa St.	63 84					
				88	H	Idaho	66 77					
				344	H	Denver	82 41					

Non-Div I Games: Western St. 104 29 South Dakota Mines 77 41

Wyoming

 Loss,
 Non-Conf,
 S Site,
 H Home
 A Away
 N Neutral

Average RPI Win:	255	WON-LOST	WINNING	LAST 10	STRENGTH OF	OPP. STRENGTH	TEAM	ADJ.	CONF.	ADJ CONF.
Average RPI Loss:	48	RECORD	PCT. RANK	GAMES	SCHEDULE	OF SCHEDULE	RPI	RPI	RPI	RPI
DIV. I ONLY	8- 3	64	7- 3	303	102	140	140	8	8	
DIV. I NON-CONF.	8- 2	48	8- 2	332	113	165	165	8	8	
TOTALS	RPI 1-25	RPI 26-50	W-L RECORDS	RPI 51-100	RPI 101-150	RPI 150+				
8- 3	0- 1	0- 1	OVERALL	0- 1	0- 0	8- 0				
6- 1	0- 0	0- 0	HOME	0- 1	0- 0	6- 0				
2- 2	0- 1	0- 1	AWAY	0- 0	0- 0	2- 0				
0- 0	0- 0	0- 0	NEUTRAL	0- 0	0- 0	0- 0				
8- 2	0- 1	0- 0	NON-CONFERENCE	0- 1	0- 0	8- 0				
6- 1	0- 0	0- 0	HOME	0- 1	0- 0	6- 0				
2- 1	0- 1	0- 0	AWAY	0- 0	0- 0	2- 0				
0- 0	0- 0	0- 0	NEUTRAL	0- 0	0- 0	0- 0				
0- 1	0- 0	0- 1	CONFERENCE	0- 0	0- 0	0- 0				
0- 0	0- 0	0- 0	HOME	0- 0	0- 0	0- 0				
0- 1	0- 0	0- 1	AWAY	0- 0	0- 0	0- 0				
0- 0	0- 0	0- 0	NEUTRAL	0- 0	0- 0	0- 0				

RPI 1-25				RPI 26-50				RPI 51-100				RPI 101+ Team's RPI: 140			
RPI	S	Opponent	Score	RPI	S	Opponent	Score	RPI	S	Opponent	Score	RPI	S	Opponent	Score
22	A	Middle Tenn.	68 90	32	A	St. John's (NY)	42 65	89	H	Virginia	62 71	169	H	Presbyterian	45 43
												176	H	Monmouth	61 45
												194	H	Robert Morris	70 65
												278	H	Ark.-Pine Bluff	89 52
												283	A	Binghamton	89 71
												297	H	Lipscomb	62 38
												303	A	Cincinnati	72 71
												336	H	Wofford	75 51
LAST 12 Division I GAMES:															
303	A	Cincinnati	72 71	297	H	Lipscomb	62 38								
176	H	Monmouth	61 45	283	A	Binghamton	89 71								
22	A	Middle Tenn.	68 90	89	H	Virginia	62 71								
32	A	St. John's (NY)	42 65	278	H	Ark.-Pine Bluff	89 52								
194	H	Robert Morris	70 65	336	H	Wofford	75 51								
169	H	Presbyterian	45 43												

Non-Div I Games:

Xavier

■ Loss,
■ Non-Conf,
■ S Site,
■ H Home
■ A Away
N Neutral

Average RPI Win:	258	WON-LOST	WINNING	LAST 10	STRENGTH OF	OPP. STRENGTH	TEAM	ADJ.	CONF.	ADJ CONF.
Average RPI Loss:	83	RECORD	PCT. RANK	GAMES	SCHEDULE	OF SCHEDULE	RPI	RPI	RPI	RPI
DIV. I ONLY	4- 5	186	4- 5	144	165	171	171	12	12	
DIV. I NON-CONF.	4- 5	181	4- 5	151	167	171	171	12	12	
TOTALS	RPI 1-25	RPI 26-50	W-L RECORDS	RPI 51-100	RPI 101-150	RPI 150+				
4- 5	0- 0	0- 2	OVERALL	0- 1	0- 2	4- 0				
3- 1	0- 0	0- 1	HOME	0- 0	0- 0	3- 0				
1- 3	0- 0	0- 1	AWAY	0- 1	0- 1	1- 0				
0- 1	0- 0	0- 0	NEUTRAL	0- 0	0- 1	0- 0				
4- 5	0- 0	0- 2	NON-CONFERENCE	0- 1	0- 2	4- 0				
3- 1	0- 0	0- 1	HOME	0- 0	0- 0	3- 0				
1- 3	0- 0	0- 1	AWAY	0- 1	0- 1	1- 0				
0- 1	0- 0	0- 0	NEUTRAL	0- 0	0- 1	0- 0				
0- 0	0- 0	0- 0	CONFERENCE	0- 0	0- 0	0- 0				
0- 0	0- 0	0- 0	HOME	0- 0	0- 0	0- 0				
0- 0	0- 0	0- 0	AWAY	0- 0	0- 0	0- 0				
0- 0	0- 0	0- 0	NEUTRAL	0- 0	0- 0	0- 0				

RPI S	Opponent	Score	RPI S	Opponent	Score	RPI S	Opponent	Score	RPI S	Opponent	Score	Team's RPI: 171
27	A Washington	51 81	92	A Bucknell	66 73	120	N Boise St.	53 59	144	A UMass Lowell	72 80	
32	H St. John's (NY)	50 61				176	H Monmouth	62 58	273	H Boston U.	66 59	
						275	H Holy Cross	83 70	308	A Wagner	90 65	
LAST 12 Division I GAMES:												
144	A UMass Lowell	72 80	92	A Bucknell	66 73							
273	H Boston U.	66 59	308	A Wagner	90 65							
176	H Monmouth	62 58	32	H St. John's (NY)	50 61							
120	N Boise St.	53 59										
27	A Washington	51 81										
275	H Holy Cross	83 70										

Non-Div I Games: Alas. Anchorage 63 72

Yale

Average RPI Win:	205	WON-LOST	WINNING	LAST 10	STRENGTH OF	OPP. STRENGTH	TEAM	ADJ.	CONF.	ADJ CONF.
Average RPI Loss:	23	RECORD	PCT. RANK	GAMES	SCHEDULE	OF SCHEDULE	RPI	RPI	RPI	RPI
DIV. I ONLY	8- 1	28	7- 1	249	90	54	54	10	10	
DIV. I NON-CONF.	8- 1	28	8- 1	252	89	57	57	10	10	
TOTALS	RPI 1-25	RPI 26-50	W-L RECORDS	RPI 51-100	RPI 101-150	RPI 150+				
8- 1	0- 1	0- 0	OVERALL	1- 0	0- 0	7- 0				
2- 0	0- 0	0- 0	HOME	1- 0	0- 0	1- 0				
5- 1	0- 1	0- 0	AWAY	0- 0	0- 0	5- 0				
1- 0	0- 0	0- 0	NEUTRAL	0- 0	0- 0	1- 0				
8- 1	0- 1	0- 0	NON-CONFERENCE	1- 0	0- 0	7- 0				
2- 0	0- 0	0- 0	HOME	1- 0	0- 0	1- 0				
5- 1	0- 1	0- 0	AWAY	0- 0	0- 0	5- 0				
1- 0	0- 0	0- 0	NEUTRAL	0- 0	0- 0	1- 0				
0- 0	0- 0	0- 0	CONFERENCE	0- 0	0- 0	0- 0				
0- 0	0- 0	0- 0	HOME	0- 0	0- 0	0- 0				
0- 0	0- 0	0- 0	AWAY	0- 0	0- 0	0- 0				
0- 0	0- 0	0- 0	NEUTRAL	0- 0	0- 0	0- 0				

RPI 1-25				RPI 26-50				RPI 51-100				Team's RPI: 54		RPI 101+			
RPI	S	Opponent	Score	RPI	S	Opponent	Score	RPI	S	Opponent	Score		RPI	S	Opponent	Score	
23	A	Pittsburgh	52 78					92	H	Bucknell	69 54		156	H	Niagara	83 61	
													185	N	Nicholls St.	51 50	
													194	A	Robert Morris	73 65	
													231	A	Radford	70 44	
													238	A	Canisius	80 48	
													248	A	Tennessee St.	73 66	
													292	A	Kent St.	68 49	
LAST 12 Division I GAMES:																	
				92	H	Bucknell	69 54	23	A	Pittsburgh	52 78						
				231	A	Radford	70 44	194	A	Robert Morris	73 65						
				292	A	Kent St.	68 49	238	A	Canisius	80 48						
				156	H	Niagara	83 61	248	A	Tennessee St.	73 66						
								185	N	Nicholls St.	51 50						

Non-Div I Games: Oberlin 92 43 Ohio Valley 84 33

Youngstown St.

Loss, Non-Conf, S Site, H Home A Away N Neutral