

Average RPI Win:	298	WON-LOST	WINNING	LAST 10	STRENGTH OF	OPP. STRENGTH	TEAM	ADJ.	CONF.	ADJ CONF.
Average RPI Loss:	153	RECORD	PCT. RANK	GAMES	SCHEDULE	OF SCHEDULE	RPI	RPI	RPI	RPI
DIV. I ONLY	5- 3	119	5-3	346	99	249	249	26	26	
DIV. I NON-CONF.	3- 3	163	3-3	342	72	259	259	26	26	

TOTALS	RPI 1-25	RPI 26-50	W-L RECORDS	RPI 51-100	RPI 101-150	RPI 150+
5- 3	0- 1	0- 0	OVERALL	0- 0	0- 0	5- 2
3- 0	0- 0	0- 0	HOME	0- 0	0- 0	3- 0
1- 3	0- 1	0- 0	AWAY	0- 0	0- 0	1- 2
1- 0	0- 0	0- 0	NEUTRAL	0- 0	0- 0	1- 0
3- 3	0- 1	0- 0	NON-CONFERENCE	0- 0	0- 0	3- 2
1- 0	0- 0	0- 0	HOME	0- 0	0- 0	1- 0
1- 3	0- 1	0- 0	AWAY	0- 0	0- 0	1- 2
1- 0	0- 0	0- 0	NEUTRAL	0- 0	0- 0	1- 0
2- 0	0- 0	0- 0	CONFERENCE	0- 0	0- 0	2- 0
2- 0	0- 0	0- 0	HOME	0- 0	0- 0	2- 0
0- 0	0- 0	0- 0	AWAY	0- 0	0- 0	0- 0
0- 0	0- 0	0- 0	NEUTRAL	0- 0	0- 0	0- 0

RPI 1-25	RPI 26-50	RPI 51-100	RPI 101+	Team's RPI: 249
RPI S Opponent Score	RPI S Opponent Score	RPI S Opponent Score	RPI S Opponent Score	
3 A Missouri St. 51 79			186 A Texas St. 48 57	
			230 N Prairie View 64 52	
			269 A South Alabama 82 83	
			281 H Nicholls St. 55 49	
			299 H Central Ark. 67 47	
			340 A UTRGV 59 54	
			340 H UTRGV 61 50	
LAST 10 Division I				
299 H Central Ark. 67 47	230 N Prairie View 64 52			
281 H Nicholls St. 55 49	269 A South Alabama 82 83			
340 A UTRGV 59 54	3 A Missouri St. 51 79			
186 A Texas St. 48 57				
340 H UTRGV 61 50				

Non-Div I Games: UNKNOWN 75 55 Huston-Tillotson 63 49 Texas Wesleyan 90 52

Average RPI Win:	213	WON-LOST	WINNING	LAST 10	STRENGTH OF	OPP. STRENGTH	TEAM	ADJ.	CONF.	ADJ CONF.
Average RPI Loss:	39	RECORD	PCT. RANK	GAMES	SCHEDULE	OF SCHEDULE	RPI	RPI	RPI	RPI
DIV. I ONLY	5- 1	37	5-1	313	12	87	87	26	26	
DIV. I NON-CONF.	3- 1	60	3-1	163	36	39	39	26	26	

TOTALS	RPI 1-25	RPI 26-50	W-L RECORDS	RPI 51-100	RPI 101-150	RPI 150+
5- 1	0- 0	0- 1	OVERALL	0- 0	0- 0	5- 0
2- 0	0- 0	0- 0	HOME	0- 0	0- 0	2- 0
3- 1	0- 0	0- 1	AWAY	0- 0	0- 0	3- 0
0- 0	0- 0	0- 0	NEUTRAL	0- 0	0- 0	0- 0
3- 1	0- 0	0- 1	NON-CONFERENCE	0- 0	0- 0	3- 0
1- 0	0- 0	0- 0	HOME	0- 0	0- 0	1- 0
2- 1	0- 0	0- 1	AWAY	0- 0	0- 0	2- 0
0- 0	0- 0	0- 0	NEUTRAL	0- 0	0- 0	0- 0
2- 0	0- 0	0- 0	CONFERENCE	0- 0	0- 0	2- 0
1- 0	0- 0	0- 0	HOME	0- 0	0- 0	1- 0
1- 0	0- 0	0- 0	AWAY	0- 0	0- 0	1- 0
0- 0	0- 0	0- 0	NEUTRAL	0- 0	0- 0	0- 0

RPI 1-25	RPI 26-50	RPI 51-100	Team's RPI: 87	RPI 101+
RPI S Opponent Score	RPI S Opponent Score	RPI S Opponent Score		RPI S Opponent Score
	39 A Oklahoma 65 78			156 A Wright St. 83 64
				184 H New Orleans 76 62
				187 A Portland 76 69
				256 H Tulsa 73 63
				281 A Nicholls St. 95 84
LAST 10 Division I				
	256 H Tulsa 73 63		281 A Nicholls St. 95 84	
	187 A Portland 76 69		184 H New Orleans 76 62	
	39 A Oklahoma 65 78			
	156 A Wright St. 83 64			

Non-Div I Games: Howard Payne 96 38 Schreiner 110 37 Southwest (NM) 104 52 McMurry 111 43
Abilene Christian

Air Force

Through Games Of Dec. 21, 2019

Average RPI Win:	306	WON-LOST	WINNING	LAST 10	STRENGTH OF	OPP. STRENGTH	TEAM	ADJ.	CONF.	ADJ CONF.
Average RPI Loss:	187	RECORD	PCT. RANK	GAMES	SCHEDULE	OF SCHEDULE	RPI	RPI	RPI	RPI
DIV. I ONLY	2- 10	313	1-9	228	304	312	312	24	24	
DIV. I NON-CONF.	1- 9	325	0-8	244	282	331	331	24	24	
TOTALS	RPI 1-25	RPI 26-50	W-L RECORDS	RPI 51-100	RPI 101-150	RPI 150+				
2- 10	0- 0	0- 0	OVERALL	0- 1	0- 2	2- 7				
1- 4	0- 0	0- 0	HOME	0- 0	0- 0	1- 4				
1- 6	0- 0	0- 0	AWAY	0- 1	0- 2	1- 3				
0- 0	0- 0	0- 0	NEUTRAL	0- 0	0- 0	0- 0				
1- 9	0- 0	0- 0	NON-CONFERENCE	0- 1	0- 2	1- 6				
1- 3	0- 0	0- 0	HOME	0- 0	0- 0	1- 3				
0- 6	0- 0	0- 0	AWAY	0- 1	0- 2	0- 3				
0- 0	0- 0	0- 0	NEUTRAL	0- 0	0- 0	0- 0				
1- 1	0- 0	0- 0	CONFERENCE	0- 0	0- 0	1- 1				
0- 1	0- 0	0- 0	HOME	0- 0	0- 0	0- 1				
1- 0	0- 0	0- 0	AWAY	0- 0	0- 0	1- 0				
0- 0	0- 0	0- 0	NEUTRAL	0- 0	0- 0	0- 0				

RPI 1-25			RPI 26-50			RPI 51-100			RPI 101+			Team's RPI: 312
RPI	S	Opponent	Score	RPI	S	Opponent	Score	RPI	S	Opponent	Score	
						54 A Arizona St.	56 87	129 A Tennessee		54 81		
								144 A Northern Colo.		62 72		
								187 H Portland		56 72		
								190 H Wyoming		63 65		
								203 A Cal St. Fullerton		70 79		
								210 H San Diego		59 70		
								239 A Long Beach St.		68 74		
								252 A Navy		59 67		
								258 H Army West Point		66 68		
								304 H NJIT		68 48		
								308 A Nevada		68 61		
LAST 10 Division I												
203 A		Cal St. Fullerton	70 79	239 A		Long Beach St.	68 74					
187 H		Portland	56 72	308 A		Nevada	68 61					
144 A		Northern Colo.	62 72	190 H		Wyoming	63 65					
210 H		San Diego	59 70	129 A		Tennessee	54 81					
258 H		Army West Point	66 68	252 A		Navy	59 67					

Non-Div I Games:

Air Force

Loss, Non-Conf, S Site, H Home A Away N Neutral

Average RPI Win:	244	WON-LOST	WINNING	LAST 10	STRENGTH OF	OPP. STRENGTH	TEAM	ADJ.	CONF.	ADJ CONF.
Average RPI Loss:	90	RECORD	PCT. RANK	GAMES	SCHEDULE	OF SCHEDULE	RPI	RPI	RPI	RPI
DIV. I ONLY	7- 4	99	6-4	150	228	118	118	9	9	
DIV. I NON-CONF.	7- 4	100	6-4	152	231	118	118	9	9	
TOTALS	RPI 1-25	RPI 26-50	W-L RECORDS	RPI 51-100	RPI 101-150	RPI 150+				
7- 4	0- 0	0- 1	OVERALL	1- 2	1- 1	5- 0				
3- 2	0- 0	0- 1	HOME	1- 1	1- 0	1- 0				
2- 2	0- 0	0- 0	AWAY	0- 1	0- 1	2- 0				
2- 0	0- 0	0- 0	NEUTRAL	0- 0	0- 0	2- 0				
7- 4	0- 0	0- 1	NON-CONFERENCE	1- 2	1- 1	5- 0				
3- 2	0- 0	0- 1	HOME	1- 1	1- 0	1- 0				
2- 2	0- 0	0- 0	AWAY	0- 1	0- 1	2- 0				
2- 0	0- 0	0- 0	NEUTRAL	0- 0	0- 0	2- 0				
0- 0	0- 0	0- 0	CONFERENCE	0- 0	0- 0	0- 0				
0- 0	0- 0	0- 0	HOME	0- 0	0- 0	0- 0				
0- 0	0- 0	0- 0	AWAY	0- 0	0- 0	0- 0				
0- 0	0- 0	0- 0	NEUTRAL	0- 0	0- 0	0- 0				

RPI S	Opponent	Score	RPI S	Opponent	Score	RPI S	Opponent	Score	RPI S	Opponent	Score	Team's RPI: 118
			38 H	Michigan	71 80	81 H	N.C. A&T	64 52	136 A	Cleveland St.	62 66	
						93 H	Duquesne	63 88	150 H	Youngstown St.	91 62	
						94 A	Butler	55 76	272 N	Morgan St.	52 45	
									277 A	St. Bonaventure	63 54	
									278 N	Denver	88 72	
									324 H	Purdue Fort Wayne	64 53	
									326 A	Detroit Mercy	81 60	
LAST 10 Division I												
			272 N	Morgan St.	52 45	278 N	Denver	88 72				
			326 A	Detroit Mercy	81 60	81 H	N.C. A&T	64 52				
			150 H	Youngstown St.	91 62	94 A	Butler	55 76				
			38 H	Michigan	71 80	93 H	Duquesne	63 88				
			324 H	Purdue Fort Wayne	64 53	136 A	Cleveland St.	62 66				

Non-Div I Games:

Akron

■ Loss,
 ■ Non-Conf,
 S Site,
 ■ Home
 ■ Away
 N Neutral

Alabama

Through Games Of Dec. 21, 2019

Average RPI Win:	176	WON-LOST	WINNING	LAST 10	STRENGTH OF	OPP. STRENGTH	TEAM	ADJ.	CONF.	ADJ CONF.
Average RPI Loss:	134	RECORD	PCT. RANK	GAMES	SCHEDULE	OF SCHEDULE	RPI	RPI	RPI	RPI
DIV. I ONLY	9- 3	61	8-2	89	233	75	75	4	4	
DIV. I NON-CONF.	9- 3	60	8-2	91	236	75	75	4	4	
TOTALS	RPI 1-25	RPI 26-50	W-L RECORDS	RPI 51-100	RPI 101-150	RPI 150+				
9- 3	0- 0	1- 0	OVERALL	2- 0	1- 2	5- 1				
5- 2	0- 0	0- 0	HOME	2- 0	1- 1	2- 1				
3- 0	0- 0	0- 0	AWAY	0- 0	0- 0	3- 0				
1- 1	0- 0	1- 0	NEUTRAL	0- 0	0- 1	0- 0				
9- 3	0- 0	1- 0	NON-CONFERENCE	2- 0	1- 2	5- 1				
5- 2	0- 0	0- 0	HOME	2- 0	1- 1	2- 1				
3- 0	0- 0	0- 0	AWAY	0- 0	0- 0	3- 0				
1- 1	0- 0	1- 0	NEUTRAL	0- 0	0- 1	0- 0				
0- 0	0- 0	0- 0	CONFERENCE	0- 0	0- 0	0- 0				
0- 0	0- 0	0- 0	HOME	0- 0	0- 0	0- 0				
0- 0	0- 0	0- 0	AWAY	0- 0	0- 0	0- 0				
0- 0	0- 0	0- 0	NEUTRAL	0- 0	0- 0	0- 0				

RPI 1-25				RPI 26-50				RPI 51-100				Team's RPI: 75	RPI 101+			
RPI	S	Opponent	Score	RPI	S	Opponent	Score	RPI	S	Opponent	Score		RPI	S	Opponent	Score
				49	N	UNI	87 77	70	H	Colgate	72 52		105	N	Southern California	57 60
								90	H	North Carolina	83 77		133	H	Iowa St.	66 75
													138	H	Bethune-Cookman	60 49
													164	H	Hampton	61 64
													185	A	Tulane	66 56
													191	A	Clemson	67 54
													269	A	South Alabama	74 62
													282	H	Radford	85 51
													311	H	Mercer	111 56
LAST 10 Division I																
				282	H	Radford	85 51	138	H	Bethune-Cookman	60 49					
				49	N	UNI	87 77	90	H	North Carolina	83 77					
				185	A	Tulane	66 56	70	H	Colgate	72 52					
				269	A	South Alabama	74 62	133	H	Iowa St.	66 75					
				311	H	Mercer	111 56	105	N	Southern California	57 60					

Non-Div I Games:

Alabama

■ Loss,
 ■ Non-Conf, S Site,
 ■ Home
 ■ Away
 N Neutral

Alabama A&M

Through Games Of Dec. 21, 2019

Average RPI Win:	309	WON-LOST	WINNING	LAST 10	STRENGTH OF	OPP. STRENGTH	TEAM	ADJ.	CONF.	ADJ CONF.
Average RPI Loss:	135	RECORD	PCT. RANK	GAMES	SCHEDULE	OF SCHEDULE	RPI	RPI	RPI	RPI
DIV. I ONLY	4- 6	213	4-6	198	323	197	197	27	27	
DIV. I NON-CONF.	4- 6	210	4-6	200	323	195	195	27	27	
TOTALS	RPI 1-25	RPI 26-50	W-L RECORDS	RPI 51-100	RPI 101-150	RPI 150+				
4- 6	0- 0	0- 0	OVERALL	0- 3	0- 1	4- 2				
0- 2	0- 0	0- 0	HOME	0- 2	0- 0	0- 0				
4- 3	0- 0	0- 0	AWAY	0- 1	0- 1	4- 1				
0- 1	0- 0	0- 0	NEUTRAL	0- 0	0- 0	0- 1				
4- 6	0- 0	0- 0	NON-CONFERENCE	0- 3	0- 1	4- 2				
0- 2	0- 0	0- 0	HOME	0- 2	0- 0	0- 0				
4- 3	0- 0	0- 0	AWAY	0- 1	0- 1	4- 1				
0- 1	0- 0	0- 0	NEUTRAL	0- 0	0- 0	0- 1				
0- 0	0- 0	0- 0	CONFERENCE	0- 0	0- 0	0- 0				
0- 0	0- 0	0- 0	HOME	0- 0	0- 0	0- 0				
0- 0	0- 0	0- 0	AWAY	0- 0	0- 0	0- 0				
0- 0	0- 0	0- 0	NEUTRAL	0- 0	0- 0	0- 0				

RPI 1-25				RPI 26-50				RPI 51-100				RPI 101+				Team's RPI: 197	
RPI	S	Opponent	Score	RPI	S	Opponent	Score	RPI	S	Opponent	Score	RPI	S	Opponent	Score		
								67	H	Austin Peay	61	67	122	A	Cincinnati	47	62
								69	H	North Florida	64	73	216	N	North Ala.	65	80
								95	A	Nebraska	46	68	240	A	California Baptist	55	60
													278	A	Denver	86	83
													297	A	San Diego St.	61	53
													313	A	Georgia St.	67	52
													348	A	Florida A&M	77	53
LAST 10 Division I																	
				348	A	Florida A&M	77	53	122	A	Cincinnati	47	62				
				69	H	North Florida	64	73	67	H	Austin Peay	61	67				
				240	A	California Baptist	55	60	278	A	Denver	86	83				
				297	A	San Diego St.	61	53	216	N	North Ala.	65	80				
				95	A	Nebraska	46	68	313	A	Georgia St.	67	52				

Non-Div I Games:

Alabama A&M

■ Loss,
 ■ Non-Conf,
 ■ S Site,
 ■ H Home
 ■ A Away
 N Neutral

Average RPI Win:	342	WON-LOST	WINNING	LAST 10	STRENGTH OF	OPP. STRENGTH	TEAM	ADJ.	CONF.	ADJ CONF.
Average RPI Loss:	115	RECORD	PCT. RANK	GAMES	SCHEDULE	OF SCHEDULE	RPI	RPI	RPI	RPI
DIV. I ONLY	1- 7	317	1-7	95	141	289	289	27	27	
DIV. I NON-CONF.	1- 7	319	1-7	95	144	291	291	27	27	
TOTALS	RPI 1-25	RPI 26-50	W-L RECORDS	RPI 51-100	RPI 101-150	RPI 150+				
1- 7	0- 2	0- 0	OVERALL	0- 1	0- 2	1- 2				
1- 2	0- 0	0- 0	HOME	0- 0	0- 1	1- 1				
0- 5	0- 2	0- 0	AWAY	0- 1	0- 1	0- 1				
0- 0	0- 0	0- 0	NEUTRAL	0- 0	0- 0	0- 0				
1- 7	0- 2	0- 0	NON-CONFERENCE	0- 1	0- 2	1- 2				
1- 2	0- 0	0- 0	HOME	0- 0	0- 1	1- 1				
0- 5	0- 2	0- 0	AWAY	0- 1	0- 1	0- 1				
0- 0	0- 0	0- 0	NEUTRAL	0- 0	0- 0	0- 0				
0- 0	0- 0	0- 0	CONFERENCE	0- 0	0- 0	0- 0				
0- 0	0- 0	0- 0	HOME	0- 0	0- 0	0- 0				
0- 0	0- 0	0- 0	AWAY	0- 0	0- 0	0- 0				
0- 0	0- 0	0- 0	NEUTRAL	0- 0	0- 0	0- 0				

RPI 1-25				RPI 26-50				RPI 51-100				RPI 101+				Team's RPI: 289	
RPI	S	Opponent	Score	RPI	S	Opponent	Score	RPI	S	Opponent	Score	RPI	S	Opponent	Score		
7	A	South Carolina	43 103					86	A	Wisconsin	67 85	147	A	South Fla.	29 80		
8	A	DePaul	76 105									149	H	Samford	48 83		
												191	A	Clemson	43 76		
												216	H	North Ala.	60 81		
												342	H	Jacksonville St.	68 63		
LAST 10 Division I																	
216	H	North Ala.	60 81	8	A	DePaul	76 105										
191	A	Clemson	43 76	86	A	Wisconsin	67 85										
7	A	South Carolina	43 103	147	A	South Fla.	29 80										
				149	H	Samford	48 83										
				342	H	Jacksonville St.	68 63										

Non-Div I Games: Mobile 76 66 Paine 84 58

Alabama St.

Loss,
Non-Conf, S Site,
H Home
A Away
N Neutral

Albany (NY)

Through Games Of Dec. 21, 2019

Average RPI Win:	279	WON-LOST	WINNING	LAST 10	STRENGTH OF	OPP. STRENGTH	TEAM	ADJ.	CONF.	ADJ CONF.
Average RPI Loss:	203	RECORD	PCT. RANK	GAMES	SCHEDULE	OF SCHEDULE	RPI	RPI	RPI	RPI
DIV. I ONLY	3- 8	266	2-8	324	229	323	323	29	29	
DIV. I NON-CONF.	3- 8	266	2-8	325	232	322	322	29	29	
TOTALS	RPI 1-25	RPI 26-50	W-L RECORDS	RPI 51-100	RPI 101-150	RPI 150+				
3- 8	0- 0	0- 0	OVERALL	0- 2	0- 0	3- 6				
1- 4	0- 0	0- 0	HOME	0- 0	0- 0	1- 4				
2- 4	0- 0	0- 0	AWAY	0- 2	0- 0	2- 2				
0- 0	0- 0	0- 0	NEUTRAL	0- 0	0- 0	0- 0				
3- 8	0- 0	0- 0	NON-CONFERENCE	0- 2	0- 0	3- 6				
1- 4	0- 0	0- 0	HOME	0- 0	0- 0	1- 4				
2- 4	0- 0	0- 0	AWAY	0- 2	0- 0	2- 2				
0- 0	0- 0	0- 0	NEUTRAL	0- 0	0- 0	0- 0				
0- 0	0- 0	0- 0	CONFERENCE	0- 0	0- 0	0- 0				
0- 0	0- 0	0- 0	HOME	0- 0	0- 0	0- 0				
0- 0	0- 0	0- 0	AWAY	0- 0	0- 0	0- 0				
0- 0	0- 0	0- 0	NEUTRAL	0- 0	0- 0	0- 0				

RPI 1-25				RPI 26-50				RPI 51-100				RPI 101+ Team's RPI: 323			
RPI	S	Opponent	Score	RPI	S	Opponent	Score	RPI	S	Opponent	Score	RPI	S	Opponent	Score
								79	A	Marist	52 76	162	H	Columbia	82 78
								97	A	Syracuse	53 75	168	H	Cornell	51 71
												209	H	Boston U.	58 60
												219	H	Lafayette	47 54
												255	H	St. Francis Brooklyn	41 49
												284	A	Siena	46 52
												309	A	Bryant	55 68
												335	A	Central Conn. St.	73 63
												339	A	Canisius	70 53
LAST 10 Division I															
				309	A	Bryant	55 68					335	A	Central Conn. St.	73 63
				255	H	St. Francis Brooklyn	41 49					339	A	Canisius	70 53
				284	A	Siena	46 52					219	H	Lafayette	47 54
				79	A	Marist	52 76					209	H	Boston U.	58 60
				168	H	Cornell	51 71					97	A	Syracuse	53 75

Non-Div I Games: FDU-Florham 81 21

Albany (NY)

Loss, Non-Conf, S Site, H Home A Away N Neutral

Average RPI Win: 338	WON-LOST	WINNING	LAST 10	STRENGTH OF	OPP. STRENGTH	TEAM	ADJ.	CONF.	ADJ CONF.
Average RPI Loss: 192	RECORD	PCT. RANK	GAMES	SCHEDULE	OF SCHEDULE	RPI	RPI	RPI	RPI
DIV. I ONLY	2- 7	285	2-7	293	280	319	319	27	27
DIV. I NON-CONF.	2- 7	285	2-7	295	280	318	318	27	27
TOTALS	RPI 1-25	RPI 26-50	W-L RECORDS	RPI 51-100	RPI 101-150	RPI 150+			
2- 7	0- 0	0- 0	OVERALL	0- 0	0- 2	2- 5			
1- 1	0- 0	0- 0	HOME	0- 0	0- 1	1- 0			
1- 4	0- 0	0- 0	AWAY	0- 0	0- 1	1- 3			
0- 2	0- 0	0- 0	NEUTRAL	0- 0	0- 0	0- 2			
2- 7	0- 0	0- 0	NON-CONFERENCE	0- 0	0- 2	2- 5			
1- 1	0- 0	0- 0	HOME	0- 0	0- 1	1- 0			
1- 4	0- 0	0- 0	AWAY	0- 0	0- 1	1- 3			
0- 2	0- 0	0- 0	NEUTRAL	0- 0	0- 0	0- 2			
0- 0	0- 0	0- 0	CONFERENCE	0- 0	0- 0	0- 0			
0- 0	0- 0	0- 0	HOME	0- 0	0- 0	0- 0			
0- 0	0- 0	0- 0	AWAY	0- 0	0- 0	0- 0			
0- 0	0- 0	0- 0	NEUTRAL	0- 0	0- 0	0- 0			

RPI 1-25			RPI 26-50			RPI 51-100			RPI 101+			Team's RPI: 319
RPI	S	Opponent	Score	RPI	S	Opponent	Score	RPI	S	Opponent	Score	
								139	H	UAB	65	86
								145	A	Memphis	51	57
								155	A	SFA	62	67
								191	N	Clemson	46	77
								208	A	UTEP	47	92
								212	A	North Texas	31	67
								296	N	Ole Miss	55	73
								328	A	Tennessee St.	62	57
								348	H	Florida A&M	58	42
LAST 10 Division I												
								139	H	UAB	65	86
								296	N	Ole Miss	55	73
								348	H	Florida A&M	58	42
								328	A	Tennessee St.	62	57
								208	A	UTEP	47	92
								212	A	North Texas	31	67
								155	A	SFA	62	67

Non-Div I Games: Tougaloo 85 61 Louisiana Col. 86 50

Alcorn

Loss, Non-Conf, S Site, H Home A Away N Neutral

Average RPI Win:	231	WON-LOST	WINNING	LAST 10	STRENGTH OF	OPP. STRENGTH	TEAM	ADJ.	CONF.	ADJ CONF.
Average RPI Loss:	133	RECORD	PCT. RANK	GAMES	SCHEDULE	OF SCHEDULE	RPI	RPI	RPI	RPI
DIV. I ONLY	3- 6	234	3-6	193	183	231	231	13	13	
DIV. I NON-CONF.	3- 6	236	3-6	194	185	232	232	13	13	
TOTALS	RPI 1-25	RPI 26-50	W-L RECORDS	RPI 51-100	RPI 101-150	RPI 150+				
3- 6	0- 0	0- 1	OVERALL	0- 1	1- 2	2- 2				
2- 1	0- 0	0- 1	HOME	0- 0	1- 0	1- 0				
1- 4	0- 0	0- 0	AWAY	0- 0	0- 2	1- 2				
0- 1	0- 0	0- 0	NEUTRAL	0- 1	0- 0	0- 0				
3- 6	0- 0	0- 1	NON-CONFERENCE	0- 1	1- 2	2- 2				
2- 1	0- 0	0- 1	HOME	0- 0	1- 0	1- 0				
1- 4	0- 0	0- 0	AWAY	0- 0	0- 2	1- 2				
0- 1	0- 0	0- 0	NEUTRAL	0- 1	0- 0	0- 0				
0- 0	0- 0	0- 0	CONFERENCE	0- 0	0- 0	0- 0				
0- 0	0- 0	0- 0	HOME	0- 0	0- 0	0- 0				
0- 0	0- 0	0- 0	AWAY	0- 0	0- 0	0- 0				
0- 0	0- 0	0- 0	NEUTRAL	0- 0	0- 0	0- 0				

RPI 1-25			RPI 26-50			RPI 51-100			RPI 101+			Team's RPI: 231
RPI	S	Opponent	Score	RPI	S	Opponent	Score	RPI	S	Opponent	Score	
				36	H	Minnesota	53 70	73	N	Buffalo	55 73	
										110	H	Villanova 76 54
										116	A	Ohio 69 81
										148	A	Saint Joseph's 51 72
										172	A	George Mason 55 73
										251	A	Towson 60 63
										282	A	Radford 59 55
										300	H	High Point 56 48
LAST 10 Division I												
				282	A	Radford	59 55	251	A	Towson	60 63	
				36	H	Minnesota	53 70	172	A	George Mason	55 73	
				73	N	Buffalo	55 73	300	H	High Point	56 48	
				148	A	Saint Joseph's	51 72	110	H	Villanova	76 54	
								116	A	Ohio	69 81	

Non-Div I Games:

American

■ Loss,
 ■ Non-Conf,
 ■ S Site,
 ■ H Home
 ■ A Away
 N Neutral

Average RPI Win:	313	WON-LOST	WINNING	LAST 10	STRENGTH OF	OPP. STRENGTH	TEAM	ADJ.	CONF.	ADJ CONF.
Average RPI Loss:	135	RECORD	PCT. RANK	GAMES	SCHEDULE	OF SCHEDULE	RPI	RPI	RPI	RPI
DIV. I ONLY	3- 7	254	3-7	252	154	275	275	22	22	
DIV. I NON-CONF.	3- 7	251	3-7	256	155	276	276	22	22	
TOTALS	RPI 1-25	RPI 26-50	W-L RECORDS	RPI 51-100	RPI 101-150	RPI 150+				
3- 7	0- 1	0- 1	OVERALL	0- 0	0- 1	3- 4				
1- 2	0- 0	0- 0	HOME	0- 0	0- 0	1- 2				
1- 4	0- 1	0- 1	AWAY	0- 0	0- 0	1- 2				
1- 1	0- 0	0- 0	NEUTRAL	0- 0	0- 1	1- 0				
3- 7	0- 1	0- 1	NON-CONFERENCE	0- 0	0- 1	3- 4				
1- 2	0- 0	0- 0	HOME	0- 0	0- 0	1- 2				
1- 4	0- 1	0- 1	AWAY	0- 0	0- 0	1- 2				
1- 1	0- 0	0- 0	NEUTRAL	0- 0	0- 1	1- 0				
0- 0	0- 0	0- 0	CONFERENCE	0- 0	0- 0	0- 0				
0- 0	0- 0	0- 0	HOME	0- 0	0- 0	0- 0				
0- 0	0- 0	0- 0	AWAY	0- 0	0- 0	0- 0				
0- 0	0- 0	0- 0	NEUTRAL	0- 0	0- 0	0- 0				

RPI 1-25				RPI 26-50				RPI 51-100				RPI 101+ Team's RPI: 275			
RPI	S	Opponent	Score	RPI	S	Opponent	Score	RPI	S	Opponent	Score	RPI	S	Opponent	Score
7	A	South Carolina	50 92	38	A	Michigan	35 62					138	N	Bethune-Cookman	44 61
												153	H	Gardner-Webb	56 67
												176	A	Elon	66 67
												195	A	VCU	38 66
												236	H	ETSU	61 67
												288	A	Wofford	54 51
												311	H	Mercer	77 68
												339	N	Canisius	74 57
LAST 10 Division I															
		339 N Canisius	74 57			236 H ETSU	61 67								
		138 N Bethune-Cookman	44 61			153 H Gardner-Webb	56 67								
		38 A Michigan	35 62			7 A South Carolina	50 92								
		288 A Wofford	54 51			176 A Elon	66 67								
		311 H Mercer	77 68			195 A VCU	38 66								

Non-Div I Games:

Appalachian St.

■ Loss,
 ■ Non-Conf, S Site,
 ■ Home
 ■ Away
 N Neutral

Arizona

Through Games Of Dec. 21, 2019

Average RPI Win:	212	WON-LOST	WINNING	LAST 10	STRENGTH OF	OPP. STRENGTH	TEAM	ADJ.	CONF.	ADJ CONF.
Average RPI Loss:	0	RECORD	PCT. RANK	GAMES	SCHEDULE	OF SCHEDULE	RPI	RPI	RPI	RPI
DIV. I ONLY	11- 0	1	10-0	308	85	57	57	1	1	
DIV. I NON-CONF.	11- 0	1	10-0	308	86	57	57	1	1	
TOTALS	RPI 1-25	RPI 26-50	W-L RECORDS	RPI 51-100	RPI 101-150	RPI 150+				
11- 0	0- 0	0- 0	OVERALL	0- 0	4- 0	7- 0				
7- 0	0- 0	0- 0	HOME	0- 0	2- 0	5- 0				
4- 0	0- 0	0- 0	AWAY	0- 0	2- 0	2- 0				
0- 0	0- 0	0- 0	NEUTRAL	0- 0	0- 0	0- 0				
11- 0	0- 0	0- 0	NON-CONFERENCE	0- 0	4- 0	7- 0				
7- 0	0- 0	0- 0	HOME	0- 0	2- 0	5- 0				
4- 0	0- 0	0- 0	AWAY	0- 0	2- 0	2- 0				
0- 0	0- 0	0- 0	NEUTRAL	0- 0	0- 0	0- 0				
0- 0	0- 0	0- 0	CONFERENCE	0- 0	0- 0	0- 0				
0- 0	0- 0	0- 0	HOME	0- 0	0- 0	0- 0				
0- 0	0- 0	0- 0	AWAY	0- 0	0- 0	0- 0				
0- 0	0- 0	0- 0	NEUTRAL	0- 0	0- 0	0- 0				

RPI 1-25				RPI 26-50				RPI 51-100				Team's RPI: 57		RPI 101+			
RPI	S	Opponent	Score	RPI	S	Opponent	Score	RPI	S	Opponent	Score			RPI	S	Opponent	Score
														104	H	North Dakota	74 42
														114	H	Santa Clara	65 52
														127	A	Texas	83 58
														146	A	Montana	77 42
														201	H	Monmouth	86 34
														208	A	UTEP	54 43
														230	H	Prairie View	83 48
														248	H	UC Riverside	70 27
														280	H	UC Santa Barbara	61 42
														328	H	Tennessee St.	77 42
														343	A	Chicago St.	82 50
LAST 10 Division I																	
				280	H	UC Santa Barbara	61 42					146	A	Montana	77 42		
				328	H	Tennessee St.	77 42					230	H	Prairie View	83 48		
				208	A	UTEP	54 43					127	A	Texas	83 58		
				201	H	Monmouth	86 34					343	A	Chicago St.	82 50		
				248	H	UC Riverside	70 27					114	H	Santa Clara	65 52		

Non-Div I Games:

Arizona

Loss, Non-Conf, S Site, H Home A Away N Neutral

Average RPI Win:	211	WON-LOST	WINNING	LAST 10	STRENGTH OF	OPP. STRENGTH	TEAM	ADJ.	CONF.	ADJ CONF.
Average RPI Loss:	27	RECORD	PCT. RANK	GAMES	SCHEDULE	OF SCHEDULE	RPI	RPI	RPI	RPI
DIV. I ONLY	10- 2	37	8-2	202	89	54	54	1	1	
DIV. I NON-CONF.	10- 2	37	8-2	204	90	55	55	1	1	
TOTALS	RPI 1-25	RPI 26-50	W-L RECORDS	RPI 51-100	RPI 101-150	RPI 150+				
10- 2	1- 1	0- 1	OVERALL	1- 0	1- 0	7- 0				
7- 0	1- 0	0- 0	HOME	0- 0	1- 0	5- 0				
1- 1	0- 0	0- 1	AWAY	0- 0	0- 0	1- 0				
2- 1	0- 1	0- 0	NEUTRAL	1- 0	0- 0	1- 0				
10- 2	1- 1	0- 1	NON-CONFERENCE	1- 0	1- 0	7- 0				
7- 0	1- 0	0- 0	HOME	0- 0	1- 0	5- 0				
1- 1	0- 0	0- 1	AWAY	0- 0	0- 0	1- 0				
2- 1	0- 1	0- 0	NEUTRAL	1- 0	0- 0	1- 0				
0- 0	0- 0	0- 0	CONFERENCE	0- 0	0- 0	0- 0				
0- 0	0- 0	0- 0	HOME	0- 0	0- 0	0- 0				
0- 0	0- 0	0- 0	AWAY	0- 0	0- 0	0- 0				
0- 0	0- 0	0- 0	NEUTRAL	0- 0	0- 0	0- 0				

RPI 1-25				RPI 26-50				RPI 51-100				Team's RPI: 54	RPI 101+			
RPI	S	Opponent	Score	RPI	S	Opponent	Score	RPI	S	Opponent	Score		RPI	S	Opponent	Score
12	H	Creighton	70 55	36	A	Minnesota	66 80	82	N	Middle Tenn.	61 60		120	H	BYU	60 52
18	N	Purdue	52 59										160	H	New Mexico	84 47
													258	H	Army West Point	83 51
													262	H	Idaho St.	74 69
													267	N	Maine	57 31
													312	H	Air Force	87 56
													316	A	New Mexico St.	70 47
													318	H	Cal Poly	66 41
LAST 10 Division I																
12	H	Creighton	70 55	82	N	Middle Tenn.	61 60									
316	A	New Mexico St.	70 47	18	N	Purdue	52 59									
160	H	New Mexico	84 47	267	N	Maine	57 31									
262	H	Idaho St.	74 69	318	H	Cal Poly	66 41									
120	H	BYU	60 52	36	A	Minnesota	66 80									

Non-Div I Games:

Arizona St.

Average RPI Win:	0	WON-LOST	WINNING	LAST 10	STRENGTH OF	OPP. STRENGTH	TEAM	ADJ.	CONF.	ADJ CONF.
Average RPI Loss:	151	RECORD	PCT. RANK	GAMES	SCHEDULE	OF SCHEDULE	RPI	RPI	RPI	RPI
DIV. I ONLY	0- 9	338	0-9	35	326	292	292	27	27	
DIV. I NON-CONF.	0- 9	338	0-9	35	326	294	294	27	27	
TOTALS	RPI 1-25	RPI 26-50	W-L RECORDS	RPI 51-100	RPI 101-150	RPI 150+				
0- 9	0- 0	0- 0	OVERALL	0- 1	0- 5	0- 3				
0- 0	0- 0	0- 0	HOME	0- 0	0- 0	0- 0				
0- 9	0- 0	0- 0	AWAY	0- 1	0- 5	0- 3				
0- 0	0- 0	0- 0	NEUTRAL	0- 0	0- 0	0- 0				
0- 9	0- 0	0- 0	NON-CONFERENCE	0- 1	0- 5	0- 3				
0- 0	0- 0	0- 0	HOME	0- 0	0- 0	0- 0				
0- 9	0- 0	0- 0	AWAY	0- 1	0- 5	0- 3				
0- 0	0- 0	0- 0	NEUTRAL	0- 0	0- 0	0- 0				
0- 0	0- 0	0- 0	CONFERENCE	0- 0	0- 0	0- 0				
0- 0	0- 0	0- 0	HOME	0- 0	0- 0	0- 0				
0- 0	0- 0	0- 0	AWAY	0- 0	0- 0	0- 0				
0- 0	0- 0	0- 0	NEUTRAL	0- 0	0- 0	0- 0				

RPI 1-25				RPI 26-50				RPI 51-100				RPI 101+				Team's RPI: 292	
RPI	S	Opponent	Score	RPI	S	Opponent	Score	RPI	S	Opponent	Score	RPI	S	Opponent	Score		
								92	A	Washington St.	56	85	115	A	Illinois	50	65
													129	A	Tennessee	51	92
													133	A	Iowa St.	40	90
													135	A	Wichita St.	50	100
													143	A	Coastal Caro.	69	76
													171	A	Texas Tech	55	81
													198	A	Milwaukee	55	69
													241	A	Arkansas St.	60	81
LAST 10 Division I																	
				171	A	Texas Tech	55	81		129	A	Tennessee	51	92			
				135	A	Wichita St.	50	100		115	A	Illinois	50	65			
				241	A	Arkansas St.	60	81		198	A	Milwaukee	55	69			
				92	A	Washington St.	56	85		143	A	Coastal Caro.	69	76			
				133	A	Iowa St.	40	90									

Non-Div I Games:

Ark.-Pine Bluff

■ Loss,
 ■ Non-Conf,
 ■ S Site,
 ■ Home
 ■ A Away
 N Neutral

Average RPI Win: 199		WON-LOST	WINNING	LAST 10	STRENGTH OF	OPP. STRENGTH	TEAM	ADJ.	CONF.	ADJ CONF.
Average RPI Loss: 56		RECORD	PCT. RANK	GAMES	SCHEDULE	OF SCHEDULE	RPI	RPI	RPI	RPI
DIV. I ONLY		11- 1	11	9-1	249	102	48	48	4	4
DIV. I NON-CONF.		11- 1	11	9-1	253	102	49	49	4	4
TOTALS	RPI 1-25	RPI 26-50		W-L RECORDS		RPI 51-100	RPI 101-150	RPI 150+		
11- 1	0- 0	0- 0		OVERALL		2- 1	2- 0	7- 0		
9- 0	0- 0	0- 0		HOME		1- 0	1- 0	7- 0		
0- 1	0- 0	0- 0		AWAY		0- 1	0- 0	0- 0		
2- 0	0- 0	0- 0		NEUTRAL		1- 0	1- 0	0- 0		
11- 1	0- 0	0- 0		NON-CONFERENCE		2- 1	2- 0	7- 0		
9- 0	0- 0	0- 0		HOME		1- 0	1- 0	7- 0		
0- 1	0- 0	0- 0		AWAY		0- 1	0- 0	0- 0		
2- 0	0- 0	0- 0		NEUTRAL		1- 0	1- 0	0- 0		
0- 0	0- 0	0- 0		CONFERENCE		0- 0	0- 0	0- 0		
0- 0	0- 0	0- 0		HOME		0- 0	0- 0	0- 0		
0- 0	0- 0	0- 0		AWAY		0- 0	0- 0	0- 0		
0- 0	0- 0	0- 0		NEUTRAL		0- 0	0- 0	0- 0		

RPI 1-25				RPI 26-50				Team's RPI: 48				RPI 51-100				RPI 101+			
RPI	S	Opponent	Score	RPI	S	Opponent	Score	RPI	S	Opponent	Score	RPI	S	Opponent	Score	RPI	S	Opponent	Score
								56	A	California	80 84	117	H	Stony Brook	88 58				
								86	N	Wisconsin	68 64	142	N	Fordham	71 59				
								98	H	Belmont	91 60	184	H	New Orleans	82 52				
												214	H	Oral Roberts	96 64				
												215	H	Kansas St.	81 72				
												226	H	Little Rock	86 53				
												256	H	Tulsa	91 41				
												303	H	McNeese	101 58				
												344	H	Northwestern St.	99 39				
LAST 10 Division I																			
344	H	Northwestern St.	99 39	226	H	Little Rock	86 53												
256	H	Tulsa	91 41	56	A	California	80 84												
215	H	Kansas St.	81 72	98	H	Belmont	91 60												
86	N	Wisconsin	68 64	117	H	Stony Brook	88 58												
142	N	Fordham	71 59	214	H	Oral Roberts	96 64												

Non-Div I Games:

Arkansas

■ Loss, ■ Non-Conf, S Site, H Home A Away N Neutral

Average RPI Win:	295	WON-LOST	WINNING	LAST 10	STRENGTH OF	OPP. STRENGTH	TEAM	ADJ.	CONF.	ADJ CONF.
Average RPI Loss:	122	RECORD	PCT. RANK	GAMES	SCHEDULE	OF SCHEDULE	RPI	RPI	RPI	RPI
DIV. I ONLY	2- 7	285	2-7	137	196	241	241	22	22	
DIV. I NON-CONF.	2- 7	285	2-7	137	197	243	243	22	22	
TOTALS	RPI 1-25	RPI 26-50	W-L RECORDS	RPI 51-100	RPI 101-150	RPI 150+				
2- 7	0- 1	0- 1	OVERALL	0- 1	0- 1	2- 3				
1- 1	0- 0	0- 0	HOME	0- 0	0- 0	1- 1				
1- 5	0- 1	0- 1	AWAY	0- 0	0- 1	1- 2				
0- 1	0- 0	0- 0	NEUTRAL	0- 1	0- 0	0- 0				
2- 7	0- 1	0- 1	NON-CONFERENCE	0- 1	0- 1	2- 3				
1- 1	0- 0	0- 0	HOME	0- 0	0- 0	1- 1				
1- 5	0- 1	0- 1	AWAY	0- 0	0- 1	1- 2				
0- 1	0- 0	0- 0	NEUTRAL	0- 1	0- 0	0- 0				
0- 0	0- 0	0- 0	CONFERENCE	0- 0	0- 0	0- 0				
0- 0	0- 0	0- 0	HOME	0- 0	0- 0	0- 0				
0- 0	0- 0	0- 0	AWAY	0- 0	0- 0	0- 0				
0- 0	0- 0	0- 0	NEUTRAL	0- 0	0- 0	0- 0				

RPI 1-25				RPI 26-50				RPI 51-100				RPI 101+ Team's RPI: 241			
RPI	S	Opponent	Score	RPI	S	Opponent	Score	RPI	S	Opponent	Score	RPI	S	Opponent	Score
8	A	DePaul	64 109	34	A	Baylor	43 111	81	N	N.C. A&T	50 55	145	A	Memphis	50 78
												151	H	Southeast Mo. St.	67 79
												180	A	Murray St.	62 77
												256	A	Tulsa	77 79
												292	H	Ark.-Pine Bluff	81 60
												297	A	San Diego St.	71 62
LAST 10 Division I															
145	A	Memphis	50 78	34	A	Baylor	43 111	8	A	DePaul	64 109	151	H	Southeast Mo. St.	67 79
292	H	Ark.-Pine Bluff	81 60	81	N	N.C. A&T	50 55	256	A	Tulsa	77 79				
297	A	San Diego St.	71 62												
180	A	Murray St.	62 77												
81	N	N.C. A&T	50 55												

Non-Div I Games: Central Baptist 88 63

Arkansas St.

■ Loss,
 ■ Non-Conf,
 ■ S Site,
 ■ Home
 ■ A Away
 N Neutral

Army West Point

Through Games Of Dec. 21, 2019

Average RPI Win:	327	WON-LOST	WINNING	LAST 10	STRENGTH OF	OPP. STRENGTH	TEAM	ADJ.	CONF.	ADJ CONF.
Average RPI Loss:	137	RECORD	PCT. RANK	GAMES	SCHEDULE	OF SCHEDULE	RPI	RPI	RPI	RPI
DIV. I ONLY	3- 7	254	3-7	203	271	258	258	13	13	
DIV. I NON-CONF.	3- 7	251	3-7	206	272	260	260	13	13	
TOTALS	RPI 1-25	RPI 26-50	W-L RECORDS	RPI 51-100	RPI 101-150	RPI 150+				
3- 7	0- 1	0- 0	OVERALL	0- 2	0- 0	3- 4				
1- 3	0- 1	0- 0	HOME	0- 0	0- 0	1- 2				
2- 4	0- 0	0- 0	AWAY	0- 2	0- 0	2- 2				
0- 0	0- 0	0- 0	NEUTRAL	0- 0	0- 0	0- 0				
3- 7	0- 1	0- 0	NON-CONFERENCE	0- 2	0- 0	3- 4				
1- 3	0- 1	0- 0	HOME	0- 0	0- 0	1- 2				
2- 4	0- 0	0- 0	AWAY	0- 2	0- 0	2- 2				
0- 0	0- 0	0- 0	NEUTRAL	0- 0	0- 0	0- 0				
0- 0	0- 0	0- 0	CONFERENCE	0- 0	0- 0	0- 0				
0- 0	0- 0	0- 0	HOME	0- 0	0- 0	0- 0				
0- 0	0- 0	0- 0	AWAY	0- 0	0- 0	0- 0				
0- 0	0- 0	0- 0	NEUTRAL	0- 0	0- 0	0- 0				

RPI 1-25				RPI 26-50				RPI 51-100				RPI 101+ Team's RPI: 258			
RPI	S	Opponent	Score	RPI	S	Opponent	Score	RPI	S	Opponent	Score	RPI	S	Opponent	Score
16	H	TCU	52 66					52	A	St. John's (NY)	60 96	162	H	Columbia	62 71
								54	A	Arizona St.	51 83	174	H	William & Mary	65 77
												243	A	Manhattan	56 86
												255	A	St. Francis Brooklyn	64 70
												312	A	Air Force	68 66
												329	A	Fairleigh Dickinson	70 68
												341	H	LIU Brooklyn	67 60
LAST 10 Division I															
341	H	LIU Brooklyn	67 60	243	A	Manhattan	56 86								
329	A	Fairleigh Dickinson	70 68	52	A	St. John's (NY)	60 96								
16	H	TCU	52 66	312	A	Air Force	68 66								
162	H	Columbia	62 71	54	A	Arizona St.	51 83								
255	A	St. Francis Brooklyn	64 70	174	H	William & Mary	65 77								

Non-Div I Games:

Army West Point

Loss, Non-Conf, S Site, H Home A Away N Neutral

Average RPI Win:	195	WON-LOST	WINNING	LAST 10	STRENGTH OF	OPP. STRENGTH	TEAM	ADJ.	CONF.	ADJ CONF.
Average RPI Loss:	66	RECORD	PCT. RANK	GAMES	SCHEDULE	OF SCHEDULE	RPI	RPI	RPI	RPI
DIV. I ONLY	5- 5	164	5-5	50	108	106	106	4	4	
DIV. I NON-CONF.	5- 5	163	5-5	51	108	106	106	4	4	
TOTALS	RPI 1-25	RPI 26-50	W-L RECORDS	RPI 51-100	RPI 101-150	RPI 150+				
5- 5	0- 1	0- 1	OVERALL	0- 2	3- 1	2- 0				
3- 1	0- 0	0- 0	HOME	0- 1	2- 0	1- 0				
1- 2	0- 1	0- 0	AWAY	0- 0	0- 1	1- 0				
1- 2	0- 0	0- 1	NEUTRAL	0- 1	1- 0	0- 0				
5- 5	0- 1	0- 1	NON-CONFERENCE	0- 2	3- 1	2- 0				
3- 1	0- 0	0- 0	HOME	0- 1	2- 0	1- 0				
1- 2	0- 1	0- 0	AWAY	0- 0	0- 1	1- 0				
1- 2	0- 0	0- 1	NEUTRAL	0- 1	1- 0	0- 0				
0- 0	0- 0	0- 0	CONFERENCE	0- 0	0- 0	0- 0				
0- 0	0- 0	0- 0	HOME	0- 0	0- 0	0- 0				
0- 0	0- 0	0- 0	AWAY	0- 0	0- 0	0- 0				
0- 0	0- 0	0- 0	NEUTRAL	0- 0	0- 0	0- 0				

RPI 1-25				RPI 26-50				RPI 51-100				RPI 101+ Team's RPI: 106			
RPI	S	Opponent	Score	RPI	S	Opponent	Score	RPI	S	Opponent	Score	RPI	S	Opponent	Score
16	A	TCU	65 80	29	N	Drake	82 83	64	H	Old Dominion	77 89	130	N	Dayton	76 74
								82	N	Middle Tenn.	50 73	138	H	Bethune-Cookman	74 56
												139	A	UAB	75 80
												148	H	Saint Joseph's	66 62
												269	A	South Alabama	82 62
												288	H	Wofford	84 82
LAST 10 Division I															
269	A	South Alabama	82 62	138	H	Bethune-Cookman	74 56								
29	N	Drake	82 83	16	A	TCU	65 80								
130	N	Dayton	76 74	139	A	UAB	75 80								
82	N	Middle Tenn.	50 73	64	H	Old Dominion	77 89								
148	H	Saint Joseph's	66 62	288	H	Wofford	84 82								

Non-Div I Games:

Auburn

Average RPI Win:	253	WON-LOST	WINNING	LAST 10	STRENGTH OF	OPP. STRENGTH	TEAM	ADJ.	CONF.	ADJ CONF.
Average RPI Loss:	72	RECORD	PCT. RANK	GAMES	SCHEDULE	OF SCHEDULE	RPI	RPI	RPI	RPI
DIV. I ONLY	6- 2	61	6-2	209	273	67	67	20	20	
DIV. I NON-CONF.	6- 2	60	6-2	212	274	68	68	20	20	
TOTALS	RPI 1-25	RPI 26-50	W-L RECORDS	RPI 51-100	RPI 101-150	RPI 150+				
6- 2	0- 0	0- 1	OVERALL	0- 0	1- 1	5- 0				
1- 0	0- 0	0- 0	HOME	0- 0	0- 0	1- 0				
4- 2	0- 0	0- 1	AWAY	0- 0	0- 1	4- 0				
1- 0	0- 0	0- 0	NEUTRAL	0- 0	1- 0	0- 0				
6- 2	0- 0	0- 1	NON-CONFERENCE	0- 0	1- 1	5- 0				
1- 0	0- 0	0- 0	HOME	0- 0	0- 0	1- 0				
4- 2	0- 0	0- 1	AWAY	0- 0	0- 1	4- 0				
1- 0	0- 0	0- 0	NEUTRAL	0- 0	1- 0	0- 0				
0- 0	0- 0	0- 0	CONFERENCE	0- 0	0- 0	0- 0				
0- 0	0- 0	0- 0	HOME	0- 0	0- 0	0- 0				
0- 0	0- 0	0- 0	AWAY	0- 0	0- 0	0- 0				
0- 0	0- 0	0- 0	NEUTRAL	0- 0	0- 0	0- 0				

RPI 1-25			RPI 26-50			RPI 51-100			Team's RPI: 67	RPI 101+		
RPI	S	Opponent	Score	RPI	S	Opponent	Score	RPI	S	Opponent	Score	
				28	A	Kentucky	52 81			108	N	Binghamton 80 63
										115	A	Illinois 62 76
										197	A	Alabama A&M 67 61
										229	A	Chattanooga 50 49
										314	A	FIU 58 56
										333	H	Evansville 80 64
										337	A	Mississippi Val. 100 82
LAST 10 Division I												
				197	A	Alabama A&M	67 61			314	A	FIU 58 56
				28	A	Kentucky	52 81			108	N	Binghamton 80 63
				229	A	Chattanooga	50 49			115	A	Illinois 62 76
				333	H	Evansville	80 64					
				337	A	Mississippi Val.	100 82					

Non-Div I Games: Christian Bros. 82 62 Ky. Wesleyan 103 70

Austin Peay

Average RPI Win:	244	WON-LOST	WINNING	LAST 10	STRENGTH OF	OPP. STRENGTH	TEAM	ADJ.	CONF.	ADJ CONF.
Average RPI Loss:	84	RECORD	PCT. RANK	GAMES	SCHEDULE	OF SCHEDULE	RPI	RPI	RPI	RPI
DIV. I ONLY	4- 5	196	4-5	42	251	120	120	12	12	
DIV. I NON-CONF.	4- 5	194	4-5	43	256	120	120	12	12	
TOTALS	RPI 1-25	RPI 26-50	W-L RECORDS	RPI 51-100	RPI 101-150	RPI 150+				
4- 5	0- 1	0- 0	OVERALL	0- 3	0- 0	4- 1				
2- 1	0- 0	0- 0	HOME	0- 0	0- 0	2- 1				
1- 3	0- 0	0- 0	AWAY	0- 3	0- 0	1- 0				
1- 1	0- 1	0- 0	NEUTRAL	0- 0	0- 0	1- 0				
4- 5	0- 1	0- 0	NON-CONFERENCE	0- 3	0- 0	4- 1				
2- 1	0- 0	0- 0	HOME	0- 0	0- 0	2- 1				
1- 3	0- 0	0- 0	AWAY	0- 3	0- 0	1- 0				
1- 1	0- 1	0- 0	NEUTRAL	0- 0	0- 0	1- 0				
0- 0	0- 0	0- 0	CONFERENCE	0- 0	0- 0	0- 0				
0- 0	0- 0	0- 0	HOME	0- 0	0- 0	0- 0				
0- 0	0- 0	0- 0	AWAY	0- 0	0- 0	0- 0				
0- 0	0- 0	0- 0	NEUTRAL	0- 0	0- 0	0- 0				

RPI 1-25				RPI 26-50				RPI 51-100				RPI 101+				Team's RPI: 120	
RPI	S	Opponent	Score	RPI	S	Opponent	Score	RPI	S	Opponent	Score	RPI	S	Opponent	Score		
5	N	Oregon St.	34 65					54	A	Arizona St.	52 60	170	A	Fresno St.	71 65		
								74	A	Boise St.	55 66	193	H	Utah	73 77		
								92	A	Washington St.	50 67	217	N	San Jose St.	75 56		
												244	H	Utah St.	67 50		
												345	H	Utah Valley	71 57		
LAST 10 Division I																	
				54	A	Arizona St.	52 60	5	N	Oregon St.	34 65						
				193	H	Utah	73 77			217	N	San Jose St.	75 56				
				244	H	Utah St.	67 50			345	H	Utah Valley	71 57				
				170	A	Fresno St.	71 65			74	A	Boise St.	55 66				
				92	A	Washington St.	50 67										

Non-Div I Games: Tex. A&M-Kingsville90 38

BYU

■ Loss,
 ■ Non-Conf,
 ■ S Site,
 ■ Home
 ■ A Away
 N Neutral

Average RPI Win:	178	WON-LOST	WINNING	LAST 10	STRENGTH OF	OPP. STRENGTH	TEAM	ADJ.	CONF.	ADJ CONF.
Average RPI Loss:	75	RECORD	PCT. RANK	GAMES	SCHEDULE	OF SCHEDULE	RPI	RPI	RPI	RPI
DIV. I ONLY	7- 4	99	7-3	93	121	72	72	9	9	
DIV. I NON-CONF.	7- 4	100	7-3	93	124	73	73	9	9	
TOTALS	RPI 1-25	RPI 26-50	W-L RECORDS	RPI 51-100	RPI 101-150	RPI 150+				
7- 4	0- 0	0- 1	OVERALL	3- 2	0- 1	4- 0				
2- 1	0- 0	0- 1	HOME	1- 0	0- 0	1- 0				
2- 2	0- 0	0- 0	AWAY	0- 1	0- 1	2- 0				
3- 1	0- 0	0- 0	NEUTRAL	2- 1	0- 0	1- 0				
7- 4	0- 0	0- 1	NON-CONFERENCE	3- 2	0- 1	4- 0				
2- 1	0- 0	0- 1	HOME	1- 0	0- 0	1- 0				
2- 2	0- 0	0- 0	AWAY	0- 1	0- 1	2- 0				
3- 1	0- 0	0- 0	NEUTRAL	2- 1	0- 0	1- 0				
0- 0	0- 0	0- 0	CONFERENCE	0- 0	0- 0	0- 0				
0- 0	0- 0	0- 0	HOME	0- 0	0- 0	0- 0				
0- 0	0- 0	0- 0	AWAY	0- 0	0- 0	0- 0				
0- 0	0- 0	0- 0	NEUTRAL	0- 0	0- 0	0- 0				

RPI 1-25				RPI 26-50				RPI 51-100				Team's RPI: 72	RPI 101+			
RPI	S	Opponent	Score	RPI	S	Opponent	Score	RPI	S	Opponent	Score		RPI	S	Opponent	Score
				33	H	Western Ky.	86 91						58	A	IUPUI	48 65
													65	N	Providence	52 51
													84	N	Lehigh	54 52
													86	N	Wisconsin	56 67
													94	H	Butler	74 70

Non-Div I Games:

Ball St.

■ Loss,
 ■ Non-Conf,
 ■ S Site,
 ■ H Home
 ■ A Away
 N Neutral

Average RPI Win: 176		WON-LOST	WINNING	LAST 10	STRENGTH OF	OPP. STRENGTH	TEAM	ADJ.	CONF.	ADJ CONF.
Average RPI Loss: 7		RECORD	PCT. RANK	GAMES	SCHEDULE	OF SCHEDULE	RPI	RPI	RPI	RPI
DIV. I ONLY		9- 1	25	9-1	160	27	34	34	6	6
DIV. I NON-CONF.		9- 1	25	9-1	164	27	34	34	6	6
<hr/>										
TOTALS	RPI 1-25		RPI 26-50		W-L RECORDS		RPI 51-100		RPI 101-150	RPI 150+
9- 1	1- 1		1- 0		OVERALL		1- 0		1- 0	5- 0
7- 0	0- 0		1- 0		HOME		0- 0		1- 0	5- 0
0- 0	0- 0		0- 0		AWAY		0- 0		0- 0	0- 0
2- 1	1- 1		0- 0		NEUTRAL		1- 0		0- 0	0- 0
<hr/>										
9- 1	1- 1		1- 0		NON-CONFERENCE		1- 0		1- 0	5- 0
7- 0	0- 0		1- 0		HOME		0- 0		1- 0	5- 0
0- 0	0- 0		0- 0		AWAY		0- 0		0- 0	0- 0
2- 1	1- 1		0- 0		NEUTRAL		1- 0		0- 0	0- 0
<hr/>										
0- 0	0- 0		0- 0		CONFERENCE		0- 0		0- 0	0- 0
0- 0	0- 0		0- 0		HOME		0- 0		0- 0	0- 0
0- 0	0- 0		0- 0		AWAY		0- 0		0- 0	0- 0
0- 0	0- 0		0- 0		NEUTRAL		0- 0		0- 0	0- 0

RPI 1-25				RPI 26-50				Team's RPI: 34				RPI 51-100				RPI 101+			
RPI	S	Opponent	Score	RPI	S	Opponent	Score	RPI	S	Opponent	Score	RPI	S	Opponent	Score	RPI	S	Opponent	Score
7	N	South Carolina	59 74	46	H	Georgia	72 38	92	N	Washington St.	89 66	147	H	South Fla.	58 46				
13	N	Indiana	77 62									152	H	Lamar University	90 28				
												241	H	Arkansas St.	111 43				
												268	H	Houston Baptist	112 42				
												301	H	Grambling	120 46				
												327	H	New Hampshire	97 29				
LAST 10 Division I																			
152	H	Lamar University	90 28	241	H	Arkansas St.	111 43												
147	H	South Fla.	58 46	46	H	Georgia	72 38												
268	H	Houston Baptist	112 42	7	N	South Carolina	59 74												
301	H	Grambling	120 46	13	N	Indiana	77 62												
327	H	New Hampshire	97 29	92	N	Washington St.	89 66												

Non-Div I Games:

Baylor

Average RPI Win:	189	WON-LOST	WINNING	LAST 10	STRENGTH OF	OPP. STRENGTH	TEAM	ADJ.	CONF.	ADJ CONF.
Average RPI Loss:	65	RECORD	PCT. RANK	GAMES	SCHEDULE	OF SCHEDULE	RPI	RPI	RPI	RPI
DIV. I ONLY	5- 6	187	4-6	37	151	98	98	20	20	
DIV. I NON-CONF.	5- 6	185	4-6	38	152	98	98	20	20	
TOTALS	RPI 1-25	RPI 26-50	W-L RECORDS	RPI 51-100	RPI 101-150	RPI 150+				
5- 6	0- 0	0- 5	OVERALL	2- 0	0- 0	3- 1				
4- 0	0- 0	0- 0	HOME	2- 0	0- 0	2- 0				
1- 4	0- 0	0- 3	AWAY	0- 0	0- 0	1- 1				
0- 2	0- 0	0- 2	NEUTRAL	0- 0	0- 0	0- 0				
5- 6	0- 0	0- 5	NON-CONFERENCE	2- 0	0- 0	3- 1				
4- 0	0- 0	0- 0	HOME	2- 0	0- 0	2- 0				
1- 4	0- 0	0- 3	AWAY	0- 0	0- 0	1- 1				
0- 2	0- 0	0- 2	NEUTRAL	0- 0	0- 0	0- 0				
0- 0	0- 0	0- 0	CONFERENCE	0- 0	0- 0	0- 0				
0- 0	0- 0	0- 0	HOME	0- 0	0- 0	0- 0				
0- 0	0- 0	0- 0	AWAY	0- 0	0- 0	0- 0				
0- 0	0- 0	0- 0	NEUTRAL	0- 0	0- 0	0- 0				

RPI S	Opponent	Score	RPI S	Opponent	Score	RPI S	Opponent	Score	RPI S	Opponent	Score
26	N Virginia Tech	58 60	33	A Western Ky.	46 77	42	N Maryland	26 90	45	A Marquette	51 53
42	N Maryland	26 90	45	A Marquette	51 53	48	A Arkansas	60 91	82	H Middle Tenn.	68 57
48	A Arkansas	60 91	82	H Middle Tenn.	68 57	83	H UCF	72 37	194	A Toledo	48 53
83	H UCF	72 37	194	A Toledo	48 53	229	H Chattanooga	63 50	234	H Northern Ky.	62 45
229	H Chattanooga	63 50	234	H Northern Ky.	62 45	315	A Lipscomb	69 68	315	A Lipscomb	69 68
315	A Lipscomb	69 68	315	A Lipscomb	69 68						
LAST 10 Division I											
26	N Virginia Tech	58 60	45	A Marquette	51 53	48	A Arkansas	60 91	82	H Middle Tenn.	68 57
48	A Arkansas	60 91	82	H Middle Tenn.	68 57	83	H UCF	72 37	194	A Toledo	48 53
83	H UCF	72 37	194	A Toledo	48 53	229	H Chattanooga	63 50	234	H Northern Ky.	62 45
229	H Chattanooga	63 50	234	H Northern Ky.	62 45	315	A Lipscomb	69 68	315	A Lipscomb	69 68
315	A Lipscomb	69 68	315	A Lipscomb	69 68						

Non-Div I Games:

Belmont

Bethune-Cookman

Through Games Of Dec. 21, 2019

Average RPI Win:	268	WON-LOST	WINNING	LAST 10	STRENGTH OF	OPP. STRENGTH	TEAM	ADJ.	CONF.	ADJ CONF.
Average RPI Loss:	76	RECORD	PCT. RANK	GAMES	SCHEDULE	OF SCHEDULE	RPI	RPI	RPI	RPI
DIV. I ONLY	6- 3	86	6-3	274	198	138	138	31	31	
DIV. I NON-CONF.	6- 3	85	6-3	276	199	140	140	31	31	
TOTALS	RPI 1-25	RPI 26-50	W-L RECORDS	RPI 51-100	RPI 101-150	RPI 150+				
6- 3	0- 0	0- 1	OVERALL	0- 1	0- 1	6- 0				
1- 1	0- 0	0- 1	HOME	0- 0	0- 0	1- 0				
4- 2	0- 0	0- 0	AWAY	0- 1	0- 1	4- 0				
1- 0	0- 0	0- 0	NEUTRAL	0- 0	0- 0	1- 0				
6- 3	0- 0	0- 1	NON-CONFERENCE	0- 1	0- 1	6- 0				
1- 1	0- 0	0- 1	HOME	0- 0	0- 0	1- 0				
4- 2	0- 0	0- 0	AWAY	0- 1	0- 1	4- 0				
1- 0	0- 0	0- 0	NEUTRAL	0- 0	0- 0	1- 0				
0- 0	0- 0	0- 0	CONFERENCE	0- 0	0- 0	0- 0				
0- 0	0- 0	0- 0	HOME	0- 0	0- 0	0- 0				
0- 0	0- 0	0- 0	AWAY	0- 0	0- 0	0- 0				
0- 0	0- 0	0- 0	NEUTRAL	0- 0	0- 0	0- 0				

RPI 1-25				RPI 26-50				RPI 51-100				RPI 101+				Team's RPI: 138	
RPI	S	Opponent	Score	RPI	S	Opponent	Score	RPI	S	Opponent	Score	RPI	S	Opponent	Score		
				47	H	Troy	62 68	75	A	Alabama	49 60	106	A	Auburn	56 74		
												205	A	Jacksonville	53 52		
												218	A	Stetson	59 55		
												266	H	Ga. Southern	75 57		
												275	N	Appalachian St.	61 44		
												314	A	FIU	65 60		
												331	A	Charleston So.	81 41		
LAST 10 Division I																	
				47	H	Troy	62 68	218	A	Stetson	59 55						
				331	A	Charleston So.	81 41	275	N	Appalachian St.	61 44						
				266	H	Ga. Southern	75 57	75	A	Alabama	49 60						
				314	A	FIU	65 60	106	A	Auburn	56 74						
								205	A	Jacksonville	53 52						

Non-Div I Games: Edward Waters 79 46 Palm Beach Atl. 68 45

Bethune-Cookman

■ Loss,
 ■ Non-Conf,
 ■ S Site,
 ■ H Home
 ■ A Away
 N Neutral

Average RPI Win: 249		WON-LOST	WINNING	LAST 10	STRENGTH OF	OPP. STRENGTH	TEAM	ADJ.	CONF.	ADJ CONF.
Average RPI Loss: 50		RECORD	PCT. RANK	GAMES	SCHEDULE	OF SCHEDULE	RPI	RPI	RPI	RPI
DIV. I ONLY		9- 2	42	8-2	305	98	108	108	29	29
DIV. I NON-CONF.		9- 2	41	8-2	306	99	108	108	29	29
TOTALS	RPI 1-25		RPI 26-50		W-L RECORDS		RPI 51-100		RPI 101-150	RPI 150+
9- 2	0- 0		0- 1		OVERALL		0- 1		0- 0	9- 0
4- 0	0- 0		0- 0		HOME		0- 0		0- 0	4- 0
4- 1	0- 0		0- 1		AWAY		0- 0		0- 0	4- 0
1- 1	0- 0		0- 0		NEUTRAL		0- 1		0- 0	1- 0
9- 2	0- 0		0- 1		NON-CONFERENCE		0- 1		0- 0	9- 0
4- 0	0- 0		0- 0		HOME		0- 0		0- 0	4- 0
4- 1	0- 0		0- 1		AWAY		0- 0		0- 0	4- 0
1- 1	0- 0		0- 0		NEUTRAL		0- 1		0- 0	1- 0
0- 0	0- 0		0- 0		CONFERENCE		0- 0		0- 0	0- 0
0- 0	0- 0		0- 0		HOME		0- 0		0- 0	0- 0
0- 0	0- 0		0- 0		AWAY		0- 0		0- 0	0- 0
0- 0	0- 0		0- 0		NEUTRAL		0- 0		0- 0	0- 0

RPI 1-25				RPI 26-50				RPI 51-100				RPI 101+				Team's RPI: 108	
RPI	S	Opponent	Score	RPI	S	Opponent	Score	RPI	S	Opponent	Score	RPI	S	Opponent	Score		
				32	A	Miami (FL)	56 79					168	A	Cornell	59 56		
												196	H	Eastern Mich.	78 67		
												219	H	Lafayette	74 64		
												233	H	Niagara	74 55		
												238	A	Delaware St.	75 66		
												277	H	St. Bonaventure	78 67		
												284	A	Siena	89 62		
												301	N	Grambling	88 67		
												329	A	Fairleigh Dickinson	60 48		
LAST 10 Division I																	
				301	N	Grambling	88 67					67	N	Austin Peay	63 80		
				329	A	Fairleigh Dickinson	60 48					32	A	Miami (FL)	56 79		
				238	A	Delaware St.	75 66					168	A	Cornell	59 56		
				233	H	Niagara	74 55					196	H	Eastern Mich.	78 67		
				219	H	Lafayette	74 64					277	H	St. Bonaventure	78 67		

Non-Div I Games:	Bloomsburg	70	45
------------------	------------	----	----

Binghamton

■ Loss, ■ Non-Conf, S Site, H Home A Away N Neutral

Average RPI Win:	210	WON-LOST	WINNING	LAST 10	STRENGTH OF	OPP. STRENGTH	TEAM	ADJ.	CONF.	ADJ CONF.
Average RPI Loss:	29	RECORD	PCT. RANK	GAMES	SCHEDULE	OF SCHEDULE	RPI	RPI	RPI	RPI
DIV. I ONLY	7- 4	99	6-4	92	43	74	74	24	24	
DIV. I NON-CONF.	5- 4	139	4-4	77	20	89	89	24	24	
TOTALS	RPI 1-25	RPI 26-50	W-L RECORDS	RPI 51-100	RPI 101-150	RPI 150+				
7- 4	0- 3	0- 0	OVERALL	0- 1	2- 0	5- 0				
4- 2	0- 1	0- 0	HOME	0- 1	1- 0	3- 0				
3- 2	0- 2	0- 0	AWAY	0- 0	1- 0	2- 0				
0- 0	0- 0	0- 0	NEUTRAL	0- 0	0- 0	0- 0				
5- 4	0- 3	0- 0	NON-CONFERENCE	0- 1	2- 0	3- 0				
3- 2	0- 1	0- 0	HOME	0- 1	1- 0	2- 0				
2- 2	0- 2	0- 0	AWAY	0- 0	1- 0	1- 0				
0- 0	0- 0	0- 0	NEUTRAL	0- 0	0- 0	0- 0				
2- 0	0- 0	0- 0	CONFERENCE	0- 0	0- 0	2- 0				
1- 0	0- 0	0- 0	HOME	0- 0	0- 0	1- 0				
1- 0	0- 0	0- 0	AWAY	0- 0	0- 0	1- 0				
0- 0	0- 0	0- 0	NEUTRAL	0- 0	0- 0	0- 0				

RPI 1-25				RPI 26-50				RPI 51-100 Team's RPI: 74				RPI 101+			
RPI	S	Opponent	Score	RPI	S	Opponent	Score	RPI	S	Opponent	Score	RPI	S	Opponent	Score
3	H	Missouri St.	69 72					92	H	Washington St.	68 80	120	H	BYU	66 55
4	A	Louisville	82 98									139	A	UAB	83 81
16	A	TCU	65 77									160	H	New Mexico	83 82
												167	H	Portland St.	82 57
												247	A	Eastern Wash.	63 61
												294	A	Colorado St.	72 69
												345	H	Utah Valley	77 69
LAST 10 Division I															
247	A	Eastern Wash.	63 61	120	H	BYU	66 55								
4	A	Louisville	82 98	294	A	Colorado St.	72 69								
92	H	Washington St.	68 80	160	H	New Mexico	83 82								
139	A	UAB	83 81	16	A	TCU	65 77								
3	H	Missouri St.	69 72	345	H	Utah Valley	77 69								

Non-Div I Games: Lewis-Clark St. 88 34 Western Ore. 75 32

Boise St.

Loss, Non-Conf, S Site, H Home A Away N Neutral

Average RPI Win:	213	WON-LOST	WINNING	LAST 10	STRENGTH OF	OPP. STRENGTH	TEAM	ADJ.	CONF.	ADJ CONF.
Average RPI Loss:	46	RECORD	PCT. RANK	GAMES	SCHEDULE	OF SCHEDULE	RPI	RPI	RPI	RPI
DIV. I ONLY	7- 5	132	5-5	122	42	91	91	3	3	
DIV. I NON-CONF.	7- 4	100	5-4	142	83	87	87	3	3	
TOTALS	RPI 1-25	RPI 26-50	W-L RECORDS	RPI 51-100	RPI 101-150	RPI 150+				
7- 5	0- 2	0- 1	OVERALL	0- 2	0- 0	7- 0				
5- 0	0- 0	0- 0	HOME	0- 0	0- 0	5- 0				
1- 4	0- 2	0- 0	AWAY	0- 2	0- 0	1- 0				
1- 1	0- 0	0- 1	NEUTRAL	0- 0	0- 0	1- 0				
7- 4	0- 1	0- 1	NON-CONFERENCE	0- 2	0- 0	7- 0				
5- 0	0- 0	0- 0	HOME	0- 0	0- 0	5- 0				
1- 3	0- 1	0- 0	AWAY	0- 2	0- 0	1- 0				
1- 1	0- 0	0- 1	NEUTRAL	0- 0	0- 0	1- 0				
0- 1	0- 1	0- 0	CONFERENCE	0- 0	0- 0	0- 0				
0- 0	0- 0	0- 0	HOME	0- 0	0- 0	0- 0				
0- 1	0- 1	0- 0	AWAY	0- 0	0- 0	0- 0				
0- 0	0- 0	0- 0	NEUTRAL	0- 0	0- 0	0- 0				

RPI 1-25				RPI 26-50				RPI 51-100				Team's RPI: 91	RPI 101+			
RPI	S	Opponent	Score	RPI	S	Opponent	Score	RPI	S	Opponent	Score		RPI	S	Opponent	Score
19	A	Northwestern	63 66	35	N	Charlotte	68 84	65	A	Providence	60 76		161	H	Rhode Island	66 55
24	A	Duke	73 85					85	A	Holy Cross	71 80		185	N	Tulane	89 76
													195	H	VCU	87 52
													209	A	Boston U.	88 57
													238	H	Delaware St.	109 69
													250	H	UMass Lowell	89 46
													255	H	St. Francis Brooklyn	106 69
LAST 10 Division I																
238	H	Delaware St.	109 69	209	A	Boston U.	88 57									
195	H	VCU	87 52	24	A	Duke	73 85									
161	H	Rhode Island	66 55	19	A	Northwestern	63 66									
65	A	Providence	60 76	185	N	Tulane	89 76									
85	A	Holy Cross	71 80	35	N	Charlotte	68 84									

Non-Div I Games:

Boston College

 Loss,
 Non-Conf,
 S Site,
 H Home
 A Away
N Neutral

Average RPI Win:	272	WON-LOST	WINNING	LAST 10	STRENGTH OF	OPP. STRENGTH	TEAM	ADJ.	CONF.	ADJ CONF.
Average RPI Loss:	131	RECORD	PCT. RANK	GAMES	SCHEDULE	OF SCHEDULE	RPI	RPI	RPI	RPI
DIV. I ONLY	4- 6	213	4-6	168	285	209	209	13	13	
DIV. I NON-CONF.	4- 6	210	4-6	172	287	209	209	13	13	
TOTALS	RPI 1-25	RPI 26-50	W-L RECORDS	RPI 51-100	RPI 101-150	RPI 150+				
4- 6	0- 0	0- 0	OVERALL	0- 3	0- 1	4- 2				
1- 4	0- 0	0- 0	HOME	0- 2	0- 1	1- 1				
3- 2	0- 0	0- 0	AWAY	0- 1	0- 0	3- 1				
0- 0	0- 0	0- 0	NEUTRAL	0- 0	0- 0	0- 0				
4- 6	0- 0	0- 0	NON-CONFERENCE	0- 3	0- 1	4- 2				
1- 4	0- 0	0- 0	HOME	0- 2	0- 1	1- 1				
3- 2	0- 0	0- 0	AWAY	0- 1	0- 0	3- 1				
0- 0	0- 0	0- 0	NEUTRAL	0- 0	0- 0	0- 0				
0- 0	0- 0	0- 0	CONFERENCE	0- 0	0- 0	0- 0				
0- 0	0- 0	0- 0	HOME	0- 0	0- 0	0- 0				
0- 0	0- 0	0- 0	AWAY	0- 0	0- 0	0- 0				
0- 0	0- 0	0- 0	NEUTRAL	0- 0	0- 0	0- 0				

RPI 1-25				RPI 26-50				RPI 51-100				RPI 101+				Team's RPI: 209	
RPI	S	Opponent	Score	RPI	S	Opponent	Score	RPI	S	Opponent	Score	RPI	S	Opponent	Score		
								56	A	California	62	73	124	H	Harvard	39	66
								79	H	Marist	75	89	165	H	Massachusetts	45	58
								91	H	Boston College	57	88	169	H	Dartmouth	74	56
													267	A	Maine	62	49
													273	A	UC Davis	68	75
													323	A	Albany (NY)	60	58
													327	A	New Hampshire	78	64
LAST 10 Division I																	
				169	H	Dartmouth	74	56	91	H	Boston College	57	88				
				323	A	Albany (NY)	60	58	165	H	Massachusetts	45	58				
				267	A	Maine	62	49	56	A	California	62	73				
				327	A	New Hampshire	78	64	273	A	UC Davis	68	75				
				79	H	Marist	75	89	124	H	Harvard	39	66				

Non-Div I Games:

Boston U.

Bowling Green

Through Games Of Dec. 21, 2019

Average RPI Win:	239	WON-LOST	WINNING	LAST 10	STRENGTH OF	OPP. STRENGTH	TEAM	ADJ.	CONF.	ADJ CONF.
Average RPI Loss:	96	RECORD	PCT. RANK	GAMES	SCHEDULE	OF SCHEDULE	RPI	RPI	RPI	RPI
DIV. I ONLY	5- 5	164	5-5	83	245	111	111	9	9	
DIV. I NON-CONF.	5- 5	163	5-5	84	248	111	111	9	9	
TOTALS	RPI 1-25	RPI 26-50	W-L RECORDS	RPI 51-100	RPI 101-150	RPI 150+				
5- 5	0- 1	0- 0	OVERALL	0- 1	1- 3	4- 0				
2- 0	0- 0	0- 0	HOME	0- 0	1- 0	1- 0				
2- 3	0- 1	0- 0	AWAY	0- 1	0- 1	2- 0				
1- 2	0- 0	0- 0	NEUTRAL	0- 0	0- 2	1- 0				
5- 5	0- 1	0- 0	NON-CONFERENCE	0- 1	1- 3	4- 0				
2- 0	0- 0	0- 0	HOME	0- 0	1- 0	1- 0				
2- 3	0- 1	0- 0	AWAY	0- 1	0- 1	2- 0				
1- 2	0- 0	0- 0	NEUTRAL	0- 0	0- 2	1- 0				
0- 0	0- 0	0- 0	CONFERENCE	0- 0	0- 0	0- 0				
0- 0	0- 0	0- 0	HOME	0- 0	0- 0	0- 0				
0- 0	0- 0	0- 0	AWAY	0- 0	0- 0	0- 0				
0- 0	0- 0	0- 0	NEUTRAL	0- 0	0- 0	0- 0				

RPI 1-25				RPI 26-50				RPI 51-100				RPI 101+ Team's RPI: 111			
RPI	S	Opponent	Score	RPI	S	Opponent	Score	RPI	S	Opponent	Score	RPI	S	Opponent	Score
18	A	Purdue	74 81					77	A	Loyola Chicago	76 84	121	N	Green Bay	54 73
												123	N	San Francisco	56 64
												136	H	Cleveland St.	89 62
												141	A	Valparaiso	90 95
												198	A	Milwaukee	63 51
												240	N	California Baptist	98 60
												302	H	Morehead St.	79 65
												320	A	Marshall	82 69
LAST 10 Division I															
18	A	Purdue	74 81	77	A	Loyola Chicago	76 84								
121	N	Green Bay	54 73	198	A	Milwaukee	63 51								
141	A	Valparaiso	90 95	320	A	Marshall	82 69								
302	H	Morehead St.	79 65	240	N	California Baptist	98 60								
136	H	Cleveland St.	89 62	123	N	San Francisco	56 64								

Non-Div I Games: Notre Dame (OH) 88 54

Bowling Green

■ Loss,
 ■ Non-Conf,
 ■ S Site,
 ■ H Home
 ■ A Away
 N Neutral

Average RPI Win: 212		WON-LOST	WINNING	LAST 10	STRENGTH OF	OPP. STRENGTH	TEAM	ADJ.	CONF.	ADJ CONF.
Average RPI Loss: 75		RECORD	PCT. RANK	GAMES	SCHEDULE	OF SCHEDULE	RPI	RPI	RPI	RPI
DIV. I ONLY		8- 2	51	8-2	310	55	113	113	7	7
DIV. I NON-CONF.		8- 2	50	8-2	310	54	113	113	7	7
TOTALS		RPI 1-25	RPI 26-50	W-L RECORDS	RPI 51-100	RPI 101-150	RPI 150+			
8- 2	0- 0		0- 1	OVERALL	0- 0	2- 1	6- 0			
3- 0	0- 0		0- 0	HOME	0- 0	1- 0	2- 0			
2- 1	0- 0		0- 1	AWAY	0- 0	0- 0	2- 0			
3- 1	0- 0		0- 0	NEUTRAL	0- 0	1- 1	2- 0			
8- 2	0- 0		0- 1	NON-CONFERENCE	0- 0	2- 1	6- 0			
3- 0	0- 0		0- 0	HOME	0- 0	1- 0	2- 0			
2- 1	0- 0		0- 1	AWAY	0- 0	0- 0	2- 0			
3- 1	0- 0		0- 0	NEUTRAL	0- 0	1- 1	2- 0			
0- 0	0- 0		0- 0	CONFERENCE	0- 0	0- 0	0- 0			
0- 0	0- 0		0- 0	HOME	0- 0	0- 0	0- 0			
0- 0	0- 0		0- 0	AWAY	0- 0	0- 0	0- 0			
0- 0	0- 0		0- 0	NEUTRAL	0- 0	0- 0	0- 0			

RPI 1-25				RPI 26-50				RPI 51-100				RPI 101+				Team's RPI: 113	
RPI	S	Opponent	Score	RPI	S	Opponent	Score	RPI	S	Opponent	Score	RPI	S	Opponent	Score		
				38	A	Michigan	57 77					101	N	Richmond	61 57		
												112	N	Liberty	63 75		
												125	H	Miami (OH)	79 68		
												172	N	George Mason	61 59		
												228	A	Western Ill.	84 49		
												247	N	Eastern Wash.	66 46		
												257	H	Jackson St.	78 69		
												276	A	Oakland	74 58		
												286	H	North Dakota St.	70 64		
LAST 10 Division I																	
				247	N	Eastern Wash.	66 46	112	N	Liberty	63 75						
				125	H	Miami (OH)	79 68	257	H	Jackson St.	78 69						
				228	A	Western Ill.	84 49	286	H	North Dakota St.	70 64						
				38	A	Michigan	57 77	101	N	Richmond	61 57						
				276	A	Oakland	74 58	172	N	George Mason	61 59						

Non-Div I Games:	Eureka	101	39
------------------	--------	-----	----

Bradley

■ Loss, ■ Non-Conf, S Site, H Home A Away N Neutral

Average RPI Win:	310	WON-LOST	WINNING	LAST 10	STRENGTH OF	OPP. STRENGTH	TEAM	ADJ.	CONF.	ADJ CONF.
Average RPI Loss:	192	RECORD	PCT. RANK	GAMES	SCHEDULE	OF SCHEDULE	RPI	RPI	RPI	RPI
DIV. I ONLY	4- 6	213	4-6	325	300	306	306	10	10	
DIV. I NON-CONF.	4- 6	210	4-6	326	299	305	305	10	10	
TOTALS	RPI 1-25	RPI 26-50	W-L RECORDS	RPI 51-100	RPI 101-150	RPI 150+				
4- 6	0- 0	0- 0	OVERALL	0- 1	0- 1	4- 4				
1- 3	0- 0	0- 0	HOME	0- 1	0- 1	1- 1				
3- 2	0- 0	0- 0	AWAY	0- 0	0- 0	3- 2				
0- 1	0- 0	0- 0	NEUTRAL	0- 0	0- 0	0- 1				
4- 6	0- 0	0- 0	NON-CONFERENCE	0- 1	0- 1	4- 4				
1- 3	0- 0	0- 0	HOME	0- 1	0- 1	1- 1				
3- 2	0- 0	0- 0	AWAY	0- 0	0- 0	3- 2				
0- 1	0- 0	0- 0	NEUTRAL	0- 0	0- 0	0- 1				
0- 0	0- 0	0- 0	CONFERENCE	0- 0	0- 0	0- 0				
0- 0	0- 0	0- 0	HOME	0- 0	0- 0	0- 0				
0- 0	0- 0	0- 0	AWAY	0- 0	0- 0	0- 0				
0- 0	0- 0	0- 0	NEUTRAL	0- 0	0- 0	0- 0				

RPI 1-25				RPI 26-50				RPI 51-100				RPI 101+				Team's RPI: 306	
RPI	S	Opponent	Score	RPI	S	Opponent	Score	RPI	S	Opponent	Score	RPI	S	Opponent	Score		
								85	H	Holy Cross	71	83	140	H	Merrimack	57	72
													161	N	Rhode Island	44	89
													165	A	Massachusetts	42	95
													267	H	Maine	76	70
													291	A	Longwood	76	86
													309	A	Bryant	56	50
													309	H	Bryant	44	45
													327	A	New Hampshire	76	68
													335	A	Central Conn. St.	83	73
LAST 10 Division I																	
				309	A	Bryant	56	50					161	N	Rhode Island	44	89
				291	A	Longwood	76	86					85	H	Holy Cross	71	83
				335	A	Central Conn. St.	83	73					140	H	Merrimack	57	72
				267	H	Maine	76	70					327	A	New Hampshire	76	68
				309	H	Bryant	44	45					165	A	Massachusetts	42	95

Non-Div I Games:

Brown

■ Loss,
 ■ Non-Conf,
 ■ S Site,
 ■ H Home
 ■ A Away
 N Neutral

Average RPI Win:	315	WON-LOST	WINNING	LAST 10	STRENGTH OF	OPP. STRENGTH	TEAM	ADJ.	CONF.	ADJ CONF.
Average RPI Loss:	180	RECORD	PCT. RANK	GAMES	SCHEDULE	OF SCHEDULE	RPI	RPI	RPI	RPI
DIV. I ONLY	2- 8	301	2-8	217	327	309	309	30	30	
DIV. I NON-CONF.	2- 8	300	2-8	220	327	307	307	30	30	
TOTALS	RPI 1-25	RPI 26-50	W-L RECORDS	RPI 51-100	RPI 101-150	RPI 150+				
2- 8	0- 0	0- 1	OVERALL	0- 2	0- 1	2- 4				
1- 4	0- 0	0- 0	HOME	0- 1	0- 0	1- 3				
1- 4	0- 0	0- 1	AWAY	0- 1	0- 1	1- 1				
0- 0	0- 0	0- 0	NEUTRAL	0- 0	0- 0	0- 0				
2- 8	0- 0	0- 1	NON-CONFERENCE	0- 2	0- 1	2- 4				
1- 4	0- 0	0- 0	HOME	0- 1	0- 0	1- 3				
1- 4	0- 0	0- 1	AWAY	0- 1	0- 1	1- 1				
0- 0	0- 0	0- 0	NEUTRAL	0- 0	0- 0	0- 0				
0- 0	0- 0	0- 0	CONFERENCE	0- 0	0- 0	0- 0				
0- 0	0- 0	0- 0	HOME	0- 0	0- 0	0- 0				
0- 0	0- 0	0- 0	AWAY	0- 0	0- 0	0- 0				
0- 0	0- 0	0- 0	NEUTRAL	0- 0	0- 0	0- 0				

RPI S	Opponent	Score	RPI S	Opponent	Score	RPI S	Opponent	Score	RPI S	Opponent	Score	Team's RPI: 309
36	A Minnesota	56 101	65	H Providence	32 76	115	A Illinois	55 69	250	H UMass Lowell	35 55	
			85	A Holy Cross	75 87	254	A Vermont	66 71	306	A Brown	45 44	
						306	H Brown	50 56	323	H Albany (NY)	68 55	
						327	H New Hampshire	56 68				
LAST 10 Division I												
323	H Albany (NY)	68 55	306	H Brown	50 56							
85	A Holy Cross	75 87	65	H Providence	32 76							
254	A Vermont	66 71	250	H UMass Lowell	35 55							
327	H New Hampshire	56 68	36	A Minnesota	56 101							
306	A Brown	45 44	115	A Illinois	55 69							

Non-Div I Games:

Bryant

Average RPI Win:	174	WON-LOST	WINNING	LAST 10	STRENGTH OF	OPP. STRENGTH	TEAM	ADJ.	CONF.	ADJ CONF.
Average RPI Loss:	85	RECORD	PCT. RANK	GAMES	SCHEDULE	OF SCHEDULE	RPI	RPI	RPI	RPI
DIV. I ONLY	7- 3	78	7-3	260	6	100	100	13	13	
DIV. I NON-CONF.	7- 3	77	7-3	265	6	100	100	13	13	
TOTALS	RPI 1-25	RPI 26-50	W-L RECORDS	RPI 51-100	RPI 101-150	RPI 150+				
7- 3	0- 1	0- 0	OVERALL	1- 1	1- 0	5- 1				
3- 1	0- 0	0- 0	HOME	1- 1	0- 0	2- 0				
2- 2	0- 1	0- 0	AWAY	0- 0	0- 0	2- 1				
2- 0	0- 0	0- 0	NEUTRAL	0- 0	1- 0	1- 0				
7- 3	0- 1	0- 0	NON-CONFERENCE	1- 1	1- 0	5- 1				
3- 1	0- 0	0- 0	HOME	1- 1	0- 0	2- 0				
2- 2	0- 1	0- 0	AWAY	0- 0	0- 0	2- 1				
2- 0	0- 0	0- 0	NEUTRAL	0- 0	1- 0	1- 0				
0- 0	0- 0	0- 0	CONFERENCE	0- 0	0- 0	0- 0				
0- 0	0- 0	0- 0	HOME	0- 0	0- 0	0- 0				
0- 0	0- 0	0- 0	AWAY	0- 0	0- 0	0- 0				
0- 0	0- 0	0- 0	NEUTRAL	0- 0	0- 0	0- 0				

RPI 1-25				RPI 26-50				RPI 51-100 Team's RPI: 100				RPI 101+			
RPI	S	Opponent	Score	RPI	S	Opponent	Score	RPI	S	Opponent	Score	RPI	S	Opponent	Score
21	A	Virginia	60 84					55	H	Temple	61 72	122	N	Cincinnati	56 48
								62	H	Drexel	60 49	172	A	George Mason	64 51
												178	A	Quinnipiac	69 76
												179	N	Howard	70 60
												201	H	Monmouth	71 37
												206	A	Saint Francis (PA)	70 46
												277	H	St. Bonaventure	68 60
LAST 10 Division I															
206	A	Saint Francis (PA)	70 46	62	H	Drexel	60 49	172	A	George Mason	64 51				
178	A	Quinnipiac	69 76												
277	H	St. Bonaventure	68 60					122	N	Cincinnati	56 48				
201	H	Monmouth	71 37					179	N	Howard	70 60				
21	A	Virginia	60 84	55	H	Temple	61 72								

Non-Div I Games:

Bucknell

■ Loss,
 ■ Non-Conf, S Site,
 ■ Home
 ■ Away
 N Neutral

Buffalo

Through Games Of Dec. 21, 2019

Average RPI Win:	221	WON-LOST	WINNING	LAST 10	STRENGTH OF	OPP. STRENGTH	TEAM	ADJ.	CONF.	ADJ CONF.
Average RPI Loss:	110	RECORD	PCT. RANK	GAMES	SCHEDULE	OF SCHEDULE	RPI	RPI	RPI	RPI
DIV. I ONLY	8- 2	51	8-2	245	172	73	73	9	9	
DIV. I NON-CONF.	8- 2	50	8-2	248	175	74	74	9	9	
TOTALS	RPI 1-25	RPI 26-50	W-L RECORDS	RPI 51-100	RPI 101-150	RPI 150+				
8- 2	0- 1	0- 0	OVERALL	1- 0	1- 0	6- 1				
4- 0	0- 0	0- 0	HOME	0- 0	1- 0	3- 0				
2- 2	0- 1	0- 0	AWAY	0- 0	0- 0	2- 1				
2- 0	0- 0	0- 0	NEUTRAL	1- 0	0- 0	1- 0				
8- 2	0- 1	0- 0	NON-CONFERENCE	1- 0	1- 0	6- 1				
4- 0	0- 0	0- 0	HOME	0- 0	1- 0	3- 0				
2- 2	0- 1	0- 0	AWAY	0- 0	0- 0	2- 1				
2- 0	0- 0	0- 0	NEUTRAL	1- 0	0- 0	1- 0				
0- 0	0- 0	0- 0	CONFERENCE	0- 0	0- 0	0- 0				
0- 0	0- 0	0- 0	HOME	0- 0	0- 0	0- 0				
0- 0	0- 0	0- 0	AWAY	0- 0	0- 0	0- 0				
0- 0	0- 0	0- 0	NEUTRAL	0- 0	0- 0	0- 0				

RPI 1-25				RPI 26-50				RPI 51-100 Team's RPI: 73				RPI 101+			
RPI	S	Opponent	Score	RPI	S	Opponent	Score	RPI	S	Opponent	Score	RPI	S	Opponent	Score
2	A	Stanford	69 88					62	N	Drexel	63 59	130	H	Dayton	67 59
												162	H	Columbia	82 75
												217	A	San Jose St.	88 95
												231	N	American	73 55
												233	A	Niagara	81 67
												277	A	St. Bonaventure	46 36
												335	H	Central Conn. St.	61 56
												339	H	Canisius	71 55
LAST 10 Division I															
130	H	Dayton	67 59	277	A	St. Bonaventure	46 36								
162	H	Columbia	82 75	231	N	American	73 55								
339	H	Canisius	71 55	62	N	Drexel	63 59								
233	A	Niagara	81 67	2	A	Stanford	69 88								
335	H	Central Conn. St.	61 56	217	A	San Jose St.	88 95								

Non-Div I Games:

Buffalo

■ Loss,
 ■ Non-Conf, S Site,
 ■ Home
 ■ Away
 N Neutral

Average RPI Win:	187	WON-LOST	WINNING	LAST 10	STRENGTH OF	OPP. STRENGTH	TEAM	ADJ.	CONF.	ADJ CONF.
Average RPI Loss:	44	RECORD	PCT. RANK	GAMES	SCHEDULE	OF SCHEDULE	RPI	RPI	RPI	RPI
DIV. I ONLY	7- 3	78	7-3	125	51	94	94	5	5	
DIV. I NON-CONF.	7- 3	77	7-3	125	50	94	94	5	5	
TOTALS	RPI 1-25	RPI 26-50	W-L RECORDS	RPI 51-100	RPI 101-150	RPI 150+				
7- 3	0- 1	0- 1	OVERALL	1- 1	2- 0	4- 0				
6- 1	0- 1	0- 0	HOME	1- 0	1- 0	4- 0				
0- 1	0- 0	0- 0	AWAY	0- 1	0- 0	0- 0				
1- 1	0- 0	0- 1	NEUTRAL	0- 0	1- 0	0- 0				
7- 3	0- 1	0- 1	NON-CONFERENCE	1- 1	2- 0	4- 0				
6- 1	0- 1	0- 0	HOME	1- 0	1- 0	4- 0				
0- 1	0- 0	0- 0	AWAY	0- 1	0- 0	0- 0				
1- 1	0- 0	0- 1	NEUTRAL	0- 0	1- 0	0- 0				
0- 0	0- 0	0- 0	CONFERENCE	0- 0	0- 0	0- 0				
0- 0	0- 0	0- 0	HOME	0- 0	0- 0	0- 0				
0- 0	0- 0	0- 0	AWAY	0- 0	0- 0	0- 0				
0- 0	0- 0	0- 0	NEUTRAL	0- 0	0- 0	0- 0				

RPI 1-25				RPI 26-50				RPI 51-100 Team's RPI: 94				RPI 101+			
RPI	S	Opponent	Score	RPI	S	Opponent	Score	RPI	S	Opponent	Score	RPI	S	Opponent	Score
13	H	Indiana	53 64	46	N	Georgia	36 69	58	H	IUPUI	64 61	116	N	Ohio	60 55
								72	A	Ball St.	70 74	118	H	Akron	76 55
												183	H	Eastern Ky.	73 41
												211	H	Wagner	74 58
												300	H	High Point	74 52
												326	H	Detroit Mercy	82 60
LAST 10 Division I															
300	H	High Point	74 52	13	H	Indiana	53 64								
58	H	IUPUI	64 61	118	H	Akron	76 55								
183	H	Eastern Ky.	73 41	116	N	Ohio	60 55								
326	H	Detroit Mercy	82 60	46	N	Georgia	36 69								
211	H	Wagner	74 58	72	A	Ball St.	70 74								

Non-Div I Games:

Butler

CSU Bakersfield

Through Games Of Dec. 21, 2019

Average RPI Win:	222	WON-LOST	WINNING	LAST 10	STRENGTH OF	OPP. STRENGTH	TEAM	ADJ.	CONF.	ADJ CONF.
Average RPI Loss:	90	RECORD	PCT. RANK	GAMES	SCHEDULE	OF SCHEDULE	RPI	RPI	RPI	RPI

DIV. I ONLY	5- 3	119	5-3	114	165	99	99	32	32
DIV. I NON-CONF.	5- 3	118	5-3	115	167	99	99	32	32
TOTALS	RPI 1-25	RPI 26-50	W-L RECORDS	RPI 51-100	RPI 101-150	RPI 150+			
5- 3	0- 1	0- 0	OVERALL	1- 0	0- 1	4- 1			
5- 0	0- 0	0- 0	HOME	1- 0	0- 0	4- 0			
0- 3	0- 1	0- 0	AWAY	0- 0	0- 1	0- 1			
0- 0	0- 0	0- 0	NEUTRAL	0- 0	0- 0	0- 0			
5- 3	0- 1	0- 0	NON-CONFERENCE	1- 0	0- 1	4- 1			
5- 0	0- 0	0- 0	HOME	1- 0	0- 0	4- 0			
0- 3	0- 1	0- 0	AWAY	0- 0	0- 1	0- 1			
0- 0	0- 0	0- 0	NEUTRAL	0- 0	0- 0	0- 0			
0- 0	0- 0	0- 0	CONFERENCE	0- 0	0- 0	0- 0			
0- 0	0- 0	0- 0	HOME	0- 0	0- 0	0- 0			
0- 0	0- 0	0- 0	AWAY	0- 0	0- 0	0- 0			
0- 0	0- 0	0- 0	NEUTRAL	0- 0	0- 0	0- 0			

RPI 1-25				RPI 26-50				RPI 51-100 Team's RPI: 99				RPI 101+			
RPI	S	Opponent	Score	RPI	S	Opponent	Score	RPI	S	Opponent	Score	RPI	S	Opponent	Score
6	A	Gonzaga	48 92					78	H	Pacific	80 70	107	A	Washington	49 80
												156	A	Wright St.	60 65
												212	H	North Texas	61 52
												217	H	San Jose St.	75 71
												280	H	UC Santa Barbara	66 62
												322	H	N.C. Central	80 71
LAST 10 Division I															
280	H	UC Santa Barbara	66 62	78	H	Pacific	80 70								
6	A	Gonzaga	48 92	322	H	N.C. Central	80 71								
107	A	Washington	49 80	217	H	San Jose St.	75 71								
				212	H	North Texas	61 52								
				156	A	Wright St.	60 65								

Non-Div I Games: Fresno Pacific 95 64 Westcliff 100 44 Cal St. Dom. Hills 83 74

CSU Bakersfield

Loss, Non-Conf, S Site, H Home A Away N Neutral

Average RPI Win:	248	WON-LOST	WINNING	LAST 10	STRENGTH OF	OPP. STRENGTH	TEAM	ADJ.	CONF.	ADJ CONF.
Average RPI Loss:	123	RECORD	PCT. RANK	GAMES	SCHEDULE	OF SCHEDULE	RPI	RPI	RPI	RPI
DIV. I ONLY	3- 9	271	3-7	155	94	245	245	25	25	
DIV. I NON-CONF.	3- 9	271	3-7	157	95	245	245	25	25	
TOTALS	RPI 1-25	RPI 26-50	W-L RECORDS	RPI 51-100	RPI 101-150	RPI 150+				
3- 9	0- 2	0- 0	OVERALL	0- 1	0- 3	3- 3				
1- 4	0- 2	0- 0	HOME	0- 0	0- 2	1- 0				
1- 4	0- 0	0- 0	AWAY	0- 1	0- 1	1- 2				
1- 1	0- 0	0- 0	NEUTRAL	0- 0	0- 0	1- 1				
3- 9	0- 2	0- 0	NON-CONFERENCE	0- 1	0- 3	3- 3				
1- 4	0- 2	0- 0	HOME	0- 0	0- 2	1- 0				
1- 4	0- 0	0- 0	AWAY	0- 1	0- 1	1- 2				
1- 1	0- 0	0- 0	NEUTRAL	0- 0	0- 0	1- 1				
0- 0	0- 0	0- 0	CONFERENCE	0- 0	0- 0	0- 0				
0- 0	0- 0	0- 0	HOME	0- 0	0- 0	0- 0				
0- 0	0- 0	0- 0	AWAY	0- 0	0- 0	0- 0				
0- 0	0- 0	0- 0	NEUTRAL	0- 0	0- 0	0- 0				

RPI 1-25				RPI 26-50				RPI 51-100				RPI 101+ Team's RPI: 245			
RPI	S	Opponent	Score	RPI	S	Opponent	Score	RPI	S	Opponent	Score	RPI	S	Opponent	Score
17	H	UCLA	44 58					92	A	Washington St.	61 71	105	H	Southern California	53 69
21	H	Virginia	47 72									114	H	Santa Clara	55 76
												123	A	San Francisco	61 79
												182	N	SMU	58 68
												187	H	Portland	73 64
												210	A	San Diego	40 59
												240	A	California Baptist	56 64
												270	A	LMU (CA)	56 54
												287	N	Indiana St.	67 59
LAST 10 Division I															
210	A	San Diego	40 59	270	A	LMU (CA)	56 54								
114	H	Santa Clara	55 76	287	N	Indiana St.	67 59								
17	H	UCLA	44 58	182	N	SMU	58 68								
123	A	San Francisco	61 79	92	A	Washington St.	61 71								
21	H	Virginia	47 72	187	H	Portland	73 64								

Non-Div I Games:

CSUN

■ Loss,
 ■ Non-Conf,
 ■ S Site,
 ■ H Home
 ■ A Away
 N Neutral

Average RPI Win:	250	WON-LOST	WINNING	LAST 10	STRENGTH OF	OPP. STRENGTH	TEAM	ADJ.	CONF.	ADJ CONF.
Average RPI Loss:	193	RECORD	PCT. RANK	GAMES	SCHEDULE	OF SCHEDULE	RPI	RPI	RPI	RPI
DIV. I ONLY	2- 7	285	2-7	223	330	318	318	25	25	
DIV. I NON-CONF.	2- 7	285	2-7	226	330	317	317	25	25	
TOTALS	RPI 1-25	RPI 26-50	W-L RECORDS	RPI 51-100	RPI 101-150	RPI 150+				
2- 7	0- 0	0- 0	OVERALL	0- 2	0- 0	2- 5				
2- 3	0- 0	0- 0	HOME	0- 1	0- 0	2- 2				
0- 4	0- 0	0- 0	AWAY	0- 1	0- 0	0- 3				
0- 0	0- 0	0- 0	NEUTRAL	0- 0	0- 0	0- 0				
2- 7	0- 0	0- 0	NON-CONFERENCE	0- 2	0- 0	2- 5				
2- 3	0- 0	0- 0	HOME	0- 1	0- 0	2- 2				
0- 4	0- 0	0- 0	AWAY	0- 1	0- 0	0- 3				
0- 0	0- 0	0- 0	NEUTRAL	0- 0	0- 0	0- 0				
0- 0	0- 0	0- 0	CONFERENCE	0- 0	0- 0	0- 0				
0- 0	0- 0	0- 0	HOME	0- 0	0- 0	0- 0				
0- 0	0- 0	0- 0	AWAY	0- 0	0- 0	0- 0				
0- 0	0- 0	0- 0	NEUTRAL	0- 0	0- 0	0- 0				

RPI 1-25			RPI 26-50			RPI 51-100			RPI 101+			Team's RPI: 318
RPI	S	Opponent	Score	RPI	S	Opponent	Score	RPI	S	Opponent	Score	
						54	A Arizona St.	41	66	152	H Lamar University	57 56
						64	H Old Dominion	55	61	159	A Saint Mary's (CA)	67 84
										170	H Fresno St.	52 79
										278	A Denver	66 96
										295	A Pepperdine	53 63
										334	H Seattle U	49 72
										347	H Sacramento St.	62 43
LAST 10 Division I												
334	H	Seattle U	49	72	64	H	Old Dominion	55	61			
159	A	Saint Mary's (CA)	67	84	54	A	Arizona St.	41	66			
152	H	Lamar University	57	56	347	H	Sacramento St.	62	43			
170	H	Fresno St.	52	79	278	A	Denver	66	96			
					295	A	Pepperdine	53	63			

Non-Div I Games:

Cal Poly

■ Loss,
 ■ Non-Conf, S Site,
 ■ Home
 ■ Away
 N Neutral

Average RPI Win:	257	WON-LOST	WINNING	LAST 10	STRENGTH OF	OPP. STRENGTH	TEAM	ADJ.	CONF.	ADJ CONF.
Average RPI Loss:	185	RECORD	PCT. RANK	GAMES	SCHEDULE	OF SCHEDULE	RPI	RPI	RPI	RPI
DIV. I ONLY	7- 5	132	6-4	301	217	203	203	25	25	
DIV. I NON-CONF.	7- 5	132	6-4	302	220	201	201	25	25	
TOTALS	RPI 1-25	RPI 26-50	W-L RECORDS	RPI 51-100	RPI 101-150	RPI 150+				
7- 5	0- 0	0- 0	OVERALL	0- 0	0- 2	7- 3				
3- 2	0- 0	0- 0	HOME	0- 0	0- 1	3- 1				
4- 3	0- 0	0- 0	AWAY	0- 0	0- 1	4- 2				
0- 0	0- 0	0- 0	NEUTRAL	0- 0	0- 0	0- 0				
7- 5	0- 0	0- 0	NON-CONFERENCE	0- 0	0- 2	7- 3				
3- 2	0- 0	0- 0	HOME	0- 0	0- 1	3- 1				
4- 3	0- 0	0- 0	AWAY	0- 0	0- 1	4- 2				
0- 0	0- 0	0- 0	NEUTRAL	0- 0	0- 0	0- 0				
0- 0	0- 0	0- 0	CONFERENCE	0- 0	0- 0	0- 0				
0- 0	0- 0	0- 0	HOME	0- 0	0- 0	0- 0				
0- 0	0- 0	0- 0	AWAY	0- 0	0- 0	0- 0				
0- 0	0- 0	0- 0	NEUTRAL	0- 0	0- 0	0- 0				

RPI 1-25			RPI 26-50			RPI 51-100			RPI 101+			Team's RPI: 203
RPI	S	Opponent	Score	RPI	S	Opponent	Score	RPI	S	Opponent	Score	
								123	A	San Francisco	63	71
								146	H	Montana	69	71
								166	A	Southern Utah	63	79
								192	H	Delaware	55	72
								210	A	San Diego	72	67
								240	H	California Baptist	97	93
								244	H	Utah St.	83	62
								260	A	UNLV	64	58
								264	A	Grand Canyon	80	70
								270	A	LMU (CA)	79	74
								297	A	San Diego St.	45	55
								312	H	Air Force	79	70
LAST 10 Division I												
312	H	Air Force	79	70	146	H	Montana	69	71			
240	H	California Baptist	97	93	192	H	Delaware	55	72			
210	A	San Diego	72	67	264	A	Grand Canyon	80	70			
123	A	San Francisco	63	71	244	H	Utah St.	83	62			
270	A	LMU (CA)	79	74	297	A	San Diego St.	45	55			

Non-Div I Games:

Cal St. Fullerton

■ Loss,
 ■ Non-Conf,
 ■ S Site,
 ■ H Home
 ■ A Away
 N Neutral

California

Through Games Of Dec. 21, 2019

Average RPI Win:	211	WON-LOST	WINNING	LAST 10	STRENGTH OF	OPP. STRENGTH	TEAM	ADJ.	CONF.	ADJ CONF.
Average RPI Loss:	51	RECORD	PCT. RANK	GAMES	SCHEDULE	OF SCHEDULE	RPI	RPI	RPI	RPI
DIV. I ONLY	7- 3	78	7-3	66	160	56	56	1	1	
DIV. I NON-CONF.	7- 3	77	7-3	66	162	56	56	1	1	
TOTALS	RPI 1-25	RPI 26-50	W-L RECORDS	RPI 51-100	RPI 101-150	RPI 150+				
7- 3	0- 1	1- 1	OVERALL	0- 0	1- 1	5- 0				
6- 1	0- 0	1- 1	HOME	0- 0	1- 0	4- 0				
1- 2	0- 1	0- 0	AWAY	0- 0	0- 1	1- 0				
0- 0	0- 0	0- 0	NEUTRAL	0- 0	0- 0	0- 0				
7- 3	0- 1	1- 1	NON-CONFERENCE	0- 0	1- 1	5- 0				
6- 1	0- 0	1- 1	HOME	0- 0	1- 0	4- 0				
1- 2	0- 1	0- 0	AWAY	0- 0	0- 1	1- 0				
0- 0	0- 0	0- 0	NEUTRAL	0- 0	0- 0	0- 0				
0- 0	0- 0	0- 0	CONFERENCE	0- 0	0- 0	0- 0				
0- 0	0- 0	0- 0	HOME	0- 0	0- 0	0- 0				
0- 0	0- 0	0- 0	AWAY	0- 0	0- 0	0- 0				
0- 0	0- 0	0- 0	NEUTRAL	0- 0	0- 0	0- 0				

RPI 1-25				RPI 26-50				RPI 51-100				Team's RPI: 56	RPI 101+			
RPI	S	Opponent	Score	RPI	S	Opponent	Score	RPI	S	Opponent	Score		RPI	S	Opponent	Score
1	A	UConn	61 72	28	H	Kentucky	61 63						114	H	Santa Clara	69 65
				48	H	Arkansas	84 80						124	A	Harvard	53 56
													209	H	Boston U.	73 62
													239	H	Long Beach St.	68 45
													248	H	UC Riverside	84 61
													297	A	San Diego St.	74 48
													322	H	N.C. Central	90 69
LAST 10 Division I																
				28	H	Kentucky	61 63	322	H	N.C. Central	90 69					
				114	H	Santa Clara	69 65	48	H	Arkansas	84 80					
				209	H	Boston U.	73 62	297	A	San Diego St.	74 48					
				239	H	Long Beach St.	68 45	248	H	UC Riverside	84 61					
				124	A	Harvard	53 56	1	A	UConn	61 72					

Non-Div I Games:

California

■ Loss,
 ■ Non-Conf, S Site,
 ■ Home
 ■ Away
 N Neutral

Average RPI Win:	241	WON-LOST	WINNING	LAST 10	STRENGTH OF	OPP. STRENGTH	TEAM	ADJ.	CONF.	ADJ CONF.
Average RPI Loss:	161	RECORD	PCT. RANK	GAMES	SCHEDULE	OF SCHEDULE	RPI	RPI	RPI	RPI
DIV. I ONLY	6- 6	164	4-6	273	135	240	240	32	32	
DIV. I NON-CONF.	6- 6	163	4-6	275	137	241	241	32	32	
TOTALS	RPI 1-25	RPI 26-50	W-L RECORDS	RPI 51-100	RPI 101-150	RPI 150+				
6- 6	0- 1	0- 0	OVERALL	0- 0	0- 2	6- 3				
5- 1	0- 0	0- 0	HOME	0- 0	0- 0	5- 1				
1- 2	0- 0	0- 0	AWAY	0- 0	0- 0	1- 2				
0- 3	0- 1	0- 0	NEUTRAL	0- 0	0- 2	0- 0				
6- 6	0- 1	0- 0	NON-CONFERENCE	0- 0	0- 2	6- 3				
5- 1	0- 0	0- 0	HOME	0- 0	0- 0	5- 1				
1- 2	0- 0	0- 0	AWAY	0- 0	0- 0	1- 2				
0- 3	0- 1	0- 0	NEUTRAL	0- 0	0- 2	0- 0				
0- 0	0- 0	0- 0	CONFERENCE	0- 0	0- 0	0- 0				
0- 0	0- 0	0- 0	HOME	0- 0	0- 0	0- 0				
0- 0	0- 0	0- 0	AWAY	0- 0	0- 0	0- 0				
0- 0	0- 0	0- 0	NEUTRAL	0- 0	0- 0	0- 0				

RPI 1-25				RPI 26-50				RPI 51-100				RPI 101+				Team's RPI: 240
RPI	S	Opponent	Score	RPI	S	Opponent	Score	RPI	S	Opponent	Score	RPI	S	Opponent	Score	
2	N	Stanford	78 83									103	N	Houston	75 96	
												111	N	Bowling Green	60 98	
												197	H	Alabama A&M	60 55	
												203	A	Cal St. Fullerton	93 97	
												224	H	Northern Ariz.	98 79	
												239	H	Long Beach St.	79 70	
												245	H	CSUN	64 56	
												248	A	UC Riverside	64 80	
												262	A	Idaho St.	74 68	
												280	H	UC Santa Barbara	85 81	
												297	H	San Diego St.	68 80	
LAST 10 Division I																
297	H	San Diego St.	68 80	111	N	Bowling Green	60 98									
262	A	Idaho St.	74 68	103	N	Houston	75 96									
203	A	Cal St. Fullerton	93 97	2	N	Stanford	78 83									
248	A	UC Riverside	64 80	280	H	UC Santa Barbara	85 81									
197	H	Alabama A&M	60 55	224	H	Northern Ariz.	98 79									

Non-Div I Games: Ottawa (AZ) 103 75 LIFE Pacific 93 48

California Baptist

Loss, Non-Conf, S Site, H Home A Away N Neutral

Average RPI Win:	220	WON-LOST	WINNING	LAST 10	STRENGTH OF	OPP. STRENGTH	TEAM	ADJ.	CONF.	ADJ CONF.
Average RPI Loss:	210	RECORD	PCT. RANK	GAMES	SCHEDULE	OF SCHEDULE	RPI	RPI	RPI	RPI
DIV. I ONLY	3- 4	205	3-4	270	282	225	225	28	28	
DIV. I NON-CONF.	3- 4	203	3-4	273	284	226	226	28	28	
TOTALS	RPI 1-25	RPI 26-50	W-L RECORDS	RPI 51-100	RPI 101-150	RPI 150+				
3- 4	0- 0	0- 0	OVERALL	0- 1	1- 1	2- 2				
2- 0	0- 0	0- 0	HOME	0- 0	1- 0	1- 0				
1- 4	0- 0	0- 0	AWAY	0- 1	0- 1	1- 2				
0- 0	0- 0	0- 0	NEUTRAL	0- 0	0- 0	0- 0				
3- 4	0- 0	0- 0	NON-CONFERENCE	0- 1	1- 1	2- 2				
2- 0	0- 0	0- 0	HOME	0- 0	1- 0	1- 0				
1- 4	0- 0	0- 0	AWAY	0- 1	0- 1	1- 2				
0- 0	0- 0	0- 0	NEUTRAL	0- 0	0- 0	0- 0				
0- 0	0- 0	0- 0	CONFERENCE	0- 0	0- 0	0- 0				
0- 0	0- 0	0- 0	HOME	0- 0	0- 0	0- 0				
0- 0	0- 0	0- 0	AWAY	0- 0	0- 0	0- 0				
0- 0	0- 0	0- 0	NEUTRAL	0- 0	0- 0	0- 0				

RPI 1-25			RPI 26-50			RPI 51-100			RPI 101+			Team's RPI: 225
RPI	S	Opponent	Score	RPI	S	Opponent	Score	RPI	S	Opponent	Score	
						64	A Old Dominion	44	59	126	H UNC Greensboro	72 64
										134	A Wake Forest	46 74
										199	H Kennesaw St.	63 51
										321	A Hofstra	55 58
										322	A N.C. Central	64 67
										336	A Western Caro.	61 40
LAST 10 Division I												
						321	A Hofstra	55	58	322	A N.C. Central	64 67
						134	A Wake Forest	46	74	336	A Western Caro.	61 40
						126	H UNC Greensboro	72	64	64	A Old Dominion	44 59
						199	H Kennesaw St.	63	51			

Non-Div I Games: St. Andrews 122 56 Bluefield Col. 65 41

Campbell

Canisius

Through Games Of Dec. 21, 2019

Average RPI Win:	277	WON-LOST	WINNING	LAST 10	STRENGTH OF	OPP. STRENGTH	TEAM	ADJ.	CONF.	ADJ CONF.
Average RPI Loss:	195	RECORD	PCT. RANK	GAMES	SCHEDULE	OF SCHEDULE	RPI	RPI	RPI	RPI
DIV. I ONLY	1- 7	317	1-7	290	270	339	339	23	23	
DIV. I NON-CONF.	1- 7	319	1-7	293	271	339	339	23	23	
TOTALS	RPI 1-25	RPI 26-50	W-L RECORDS	RPI 51-100	RPI 101-150	RPI 150+				
1- 7	0- 0	0- 0	OVERALL	0- 2	0- 1	1- 4				
1- 2	0- 0	0- 0	HOME	0- 1	0- 0	1- 1				
0- 4	0- 0	0- 0	AWAY	0- 1	0- 1	0- 2				
0- 1	0- 0	0- 0	NEUTRAL	0- 0	0- 0	0- 1				
1- 7	0- 0	0- 0	NON-CONFERENCE	0- 2	0- 1	1- 4				
1- 2	0- 0	0- 0	HOME	0- 1	0- 0	1- 1				
0- 4	0- 0	0- 0	AWAY	0- 1	0- 1	0- 2				
0- 1	0- 0	0- 0	NEUTRAL	0- 0	0- 0	0- 1				
0- 0	0- 0	0- 0	CONFERENCE	0- 0	0- 0	0- 0				
0- 0	0- 0	0- 0	HOME	0- 0	0- 0	0- 0				
0- 0	0- 0	0- 0	AWAY	0- 0	0- 0	0- 0				
0- 0	0- 0	0- 0	NEUTRAL	0- 0	0- 0	0- 0				

RPI 1-25				RPI 26-50				RPI 51-100				RPI 101+				Team's RPI: 339	
RPI	S	Opponent	Score	RPI	S	Opponent	Score	RPI	S	Opponent	Score	RPI	S	Opponent	Score		
								70	H	Colgate	69	90	150	A	Youngstown St.	59	87
								73	A	Buffalo	55	71	218	A	Stetson	52	68
													254	A	Vermont	53	76
													275	N	Appalachian St.	57	74
													277	H	St. Bonaventure	84	82
													323	H	Albany (NY)	53	70
LAST 10 Division I																	
				254	A	Vermont	53	76		275	N	Appalachian St.	57	74			
				323	H	Albany (NY)	53	70		218	A	Stetson	52	68			
				70	H	Colgate	69	90		150	A	Youngstown St.	59	87			
				277	H	St. Bonaventure	84	82									
				73	A	Buffalo	55	71									

Non-Div I Games:

Canisius

■ Loss,
 ■ Non-Conf,
 S Site,
 ■ Home
 ■ Away
 N Neutral

Central Ark.

Through Games Of Dec. 21, 2019

Average RPI Win:	304	WON-LOST	WINNING	LAST 10	STRENGTH OF	OPP. STRENGTH	TEAM	ADJ.	CONF.	ADJ CONF.
Average RPI Loss:	172	RECORD	PCT. RANK	GAMES	SCHEDULE	OF SCHEDULE	RPI	RPI	RPI	RPI
DIV. I ONLY	2- 6	271	2-6	291	292	299	299	26	26	
DIV. I NON-CONF.	1- 5	313	1-5	257	131	309	309	26	26	
TOTALS	RPI 1-25	RPI 26-50	W-L RECORDS	RPI 51-100	RPI 101-150	RPI 150+				
2- 6	0- 1	0- 0	OVERALL	0- 0	0- 1	2- 4				
1- 0	0- 0	0- 0	HOME	0- 0	0- 0	1- 0				
1- 6	0- 1	0- 0	AWAY	0- 0	0- 1	1- 4				
0- 0	0- 0	0- 0	NEUTRAL	0- 0	0- 0	0- 0				
1- 5	0- 1	0- 0	NON-CONFERENCE	0- 0	0- 1	1- 3				
1- 0	0- 0	0- 0	HOME	0- 0	0- 0	1- 0				
0- 5	0- 1	0- 0	AWAY	0- 0	0- 1	0- 3				
0- 0	0- 0	0- 0	NEUTRAL	0- 0	0- 0	0- 0				
1- 1	0- 0	0- 0	CONFERENCE	0- 0	0- 0	1- 1				
0- 0	0- 0	0- 0	HOME	0- 0	0- 0	0- 0				
1- 1	0- 0	0- 0	AWAY	0- 0	0- 0	1- 1				
0- 0	0- 0	0- 0	NEUTRAL	0- 0	0- 0	0- 0				

RPI 1-25				RPI 26-50			RPI 51-100			RPI 101+			Team's RPI: 299
RPI	S	Opponent	Score	RPI	S	Opponent	Score	RPI	S	Opponent	Score		
10	A	Texas A&M	46 76							129	A	Tennessee	36 63
										185	A	Tulane	38 65
										226	A	Little Rock	48 63
										234	A	Northern Ky.	56 72
										249	A	A&M-Corpus Christi	47 67
										257	H	Jackson St.	57 54
										351	A	Incarnate Word	47 37
LAST 10 Division I													
234	A	Northern Ky.	56 72	249	A	A&M-Corpus Christi	47 67						
185	A	Tulane	38 65	351	A	Incarnate Word	47 37						
226	A	Little Rock	48 63	10	A	Texas A&M	46 76						
129	A	Tennessee	36 63	257	H	Jackson St.	57 54						

Non-Div I Games: Hendrix 104 28 Central Baptist 66 43 Crowley's Ridge 82 26

Central Ark.

■ Loss,
 ■ Non-Conf,
 ■ S Site,
 ■ Home
 ■ A Away
 N Neutral

Average RPI Win:	317	WON-LOST	WINNING	LAST 10	STRENGTH OF	OPP. STRENGTH	TEAM	ADJ.	CONF.	ADJ CONF.
Average RPI Loss:	197	RECORD	PCT. RANK	GAMES	SCHEDULE	OF SCHEDULE	RPI	RPI	RPI	RPI
DIV. I ONLY	1- 10	332	1-9	288	277	335	335	30	30	
DIV. I NON-CONF.	1- 10	332	1-9	292	278	335	335	30	30	
TOTALS	RPI 1-25	RPI 26-50	W-L RECORDS	RPI 51-100	RPI 101-150	RPI 150+				
1- 10	0- 0	0- 1	OVERALL	0- 3	0- 0	1- 6				
0- 3	0- 0	0- 0	HOME	0- 0	0- 0	0- 3				
1- 7	0- 0	0- 1	AWAY	0- 3	0- 0	1- 3				
0- 0	0- 0	0- 0	NEUTRAL	0- 0	0- 0	0- 0				
1- 10	0- 0	0- 1	NON-CONFERENCE	0- 3	0- 0	1- 6				
0- 3	0- 0	0- 0	HOME	0- 0	0- 0	0- 3				
1- 7	0- 0	0- 1	AWAY	0- 3	0- 0	1- 3				
0- 0	0- 0	0- 0	NEUTRAL	0- 0	0- 0	0- 0				
0- 0	0- 0	0- 0	CONFERENCE	0- 0	0- 0	0- 0				
0- 0	0- 0	0- 0	HOME	0- 0	0- 0	0- 0				
0- 0	0- 0	0- 0	AWAY	0- 0	0- 0	0- 0				
0- 0	0- 0	0- 0	NEUTRAL	0- 0	0- 0	0- 0				

RPI S	Opponent	Score	RPI S	Opponent	Score	RPI S	Opponent	Score	RPI S	Opponent	Score	Team's RPI: 335
43	A FGCU	60 94	73	A Buffalo	56 61	177	A Fla. Atlantic	54 72				
			84	A Lehigh	51 70	250	H UMass Lowell	54 56				
			93	A Duquesne	33 72	293	A Pittsburgh	73 81				
						306	H Brown	73 83				
						317	A Hartford	61 54				
						323	H Albany (NY)	63 73				
						327	A New Hampshire	59 70				
LAST 10 Division I												
317	A Hartford	61 54	43	A FGCU	60 94							
93	A Duquesne	33 72	177	A Fla. Atlantic	54 72							
84	A Lehigh	51 70	327	A New Hampshire	59 70							
306	H Brown	73 83	250	H UMass Lowell	54 56							
293	A Pittsburgh	73 81	323	H Albany (NY)	63 73							

Non-Div I Games:

Central Conn. St.

■ Loss,
 ■ Non-Conf, S Site,
 ■ Home
 ■ Away
 N Neutral

Average RPI Win:	165	WON-LOST	WINNING	LAST 10	STRENGTH OF	OPP. STRENGTH	TEAM	ADJ.	CONF.	ADJ CONF.
Average RPI Loss:	53	RECORD	PCT. RANK	GAMES	SCHEDULE	OF SCHEDULE	RPI	RPI	RPI	RPI
DIV. I ONLY	6- 3	86	6-3	102	36	61	61	9	9	
DIV. I NON-CONF.	6- 3	85	6-3	100	37	62	62	9	9	
<hr/>										
TOTALS	RPI 1-25	RPI 26-50	W-L RECORDS	RPI 51-100	RPI 101-150	RPI 150+				
6- 3	0- 1	0- 1	OVERALL	1- 0	2- 1	3- 0				
4- 1	0- 0	0- 0	HOME	1- 0	1- 1	2- 0				
2- 2	0- 1	0- 1	AWAY	0- 0	1- 0	1- 0				
0- 0	0- 0	0- 0	NEUTRAL	0- 0	0- 0	0- 0				
6- 3	0- 1	0- 1	NON-CONFERENCE	1- 0	2- 1	3- 0				
4- 1	0- 0	0- 0	HOME	1- 0	1- 1	2- 0				
2- 2	0- 1	0- 1	AWAY	0- 0	1- 0	1- 0				
0- 0	0- 0	0- 0	NEUTRAL	0- 0	0- 0	0- 0				
0- 0	0- 0	0- 0	CONFERENCE	0- 0	0- 0	0- 0				
0- 0	0- 0	0- 0	HOME	0- 0	0- 0	0- 0				
0- 0	0- 0	0- 0	AWAY	0- 0	0- 0	0- 0				
0- 0	0- 0	0- 0	NEUTRAL	0- 0	0- 0	0- 0				

RPI 1-25				RPI 26-50				RPI 51-100 Team's RPI: 61				RPI 101+			
RPI	S	Opponent	Score	RPI	S	Opponent	Score	RPI	S	Opponent	Score	RPI	S	Opponent	Score
4	A	Louisville	63 76	33	A	Western Ky.	58 93	79	H	Marist	77 54	118	A	South Dakota St.	79 74
												121	H	Green Bay	105 111
												130	H	Dayton	81 80
												188	H	Northeastern	79 63
												200	H	Iona	70 50
												276	A	Oakland	65 47
<hr/>															
LAST 10 Division I															
276	A	Oakland	65 47	118	A	South Dakota St.	79 74	200	H	Iona	70 50				
33	A	Western Ky.	58 93	79	H	Marist	77 54	188	H	Northeastern	79 63				
4	A	Louisville	63 76	130	H	Dayton	81 80								
121	H	Green Bay	105 111												

Non-Div I Games:

Central Mich.

■ Loss,
 ■ Non-Conf, S Site,
 ■ Home
 ■ Away
 N Neutral

Charleston So.

Through Games Of Dec. 21, 2019

Average RPI Win:	0	WON-LOST	WINNING	LAST 10	STRENGTH OF	OPP. STRENGTH	TEAM	ADJ.	CONF.	ADJ CONF.
Average RPI Loss:	190	RECORD	PCT. RANK	GAMES	SCHEDULE	OF SCHEDULE	RPI	RPI	RPI	RPI
DIV. I ONLY	0- 7	338	0-7	123	348	331	331	28	28	
DIV. I NON-CONF.	0- 7	338	0-7	123	348	330	330	28	28	
TOTALS	RPI 1-25	RPI 26-50	W-L RECORDS	RPI 51-100	RPI 101-150	RPI 150+				
0- 7	0- 1	0- 0	OVERALL	0- 1	0- 2	0- 3				
0- 4	0- 0	0- 0	HOME	0- 0	0- 2	0- 2				
0- 3	0- 1	0- 0	AWAY	0- 1	0- 0	0- 1				
0- 0	0- 0	0- 0	NEUTRAL	0- 0	0- 0	0- 0				
0- 7	0- 1	0- 0	NON-CONFERENCE	0- 1	0- 2	0- 3				
0- 4	0- 0	0- 0	HOME	0- 0	0- 2	0- 2				
0- 3	0- 1	0- 0	AWAY	0- 1	0- 0	0- 1				
0- 0	0- 0	0- 0	NEUTRAL	0- 0	0- 0	0- 0				
0- 0	0- 0	0- 0	CONFERENCE	0- 0	0- 0	0- 0				
0- 0	0- 0	0- 0	HOME	0- 0	0- 0	0- 0				
0- 0	0- 0	0- 0	AWAY	0- 0	0- 0	0- 0				
0- 0	0- 0	0- 0	NEUTRAL	0- 0	0- 0	0- 0				

RPI 1-25			RPI 26-50			RPI 51-100			RPI 101+			Team's RPI: 331
RPI	S	Opponent	Score	RPI	S	Opponent	Score	RPI	S	Opponent	Score	
14	A	Florida St.	36 88					90	A	North Carolina	54 85	
								104	H	North Dakota	57 73	
								138	H	Bethune-Cookman	41 81	
								298	H	Col. of Charleston	70 79	
								336	A	Western Caro.	64 69	
								349	H	South Carolina St.	75 81	
LAST 10 Division I												
298	H	Col. of Charleston	70 79	104	H	North Dakota	57 73					
336	A	Western Caro.	64 69	138	H	Bethune-Cookman	41 81					
				90	A	North Carolina	54 85					
				349	H	South Carolina St.	75 81					
				14	A	Florida St.	36 88					

Non-Div I Games: Columbia (SC) 76 59 Virginia-Lynchburg 92 55

Charleston So.

Loss, Non-Conf, S Site, H Home A Away N Neutral

Average RPI Win:	154	WON-LOST	WINNING	LAST 10	STRENGTH OF	OPP. STRENGTH	TEAM	ADJ.	CONF.	ADJ CONF.
Average RPI Loss:	85	RECORD	PCT. RANK	GAMES	SCHEDULE	OF SCHEDULE	RPI	RPI	RPI	RPI
DIV. I ONLY	8- 2	51	8-2	86	107	35	35	15	15	
DIV. I NON-CONF.	8- 2	50	8-2	88	107	35	35	15	15	
TOTALS	RPI 1-25	RPI 26-50	W-L RECORDS	RPI 51-100	RPI 101-150	RPI 150+				
8- 2	0- 0	0- 1	OVERALL	1- 0	3- 1	4- 0				
3- 1	0- 0	0- 0	HOME	0- 0	1- 1	2- 0				
3- 1	0- 0	0- 1	AWAY	0- 0	2- 0	1- 0				
2- 0	0- 0	0- 0	NEUTRAL	1- 0	0- 0	1- 0				
8- 2	0- 0	0- 1	NON-CONFERENCE	1- 0	3- 1	4- 0				
3- 1	0- 0	0- 0	HOME	0- 0	1- 1	2- 0				
3- 1	0- 0	0- 1	AWAY	0- 0	2- 0	1- 0				
2- 0	0- 0	0- 0	NEUTRAL	1- 0	0- 0	1- 0				
0- 0	0- 0	0- 0	CONFERENCE	0- 0	0- 0	0- 0				
0- 0	0- 0	0- 0	HOME	0- 0	0- 0	0- 0				
0- 0	0- 0	0- 0	AWAY	0- 0	0- 0	0- 0				
0- 0	0- 0	0- 0	NEUTRAL	0- 0	0- 0	0- 0				

RPI 1-25				RPI 26-50				Team's RPI: 35				RPI 51-100				RPI 101+			
RPI	S	Opponent	Score	RPI	S	Opponent	Score	RPI	S	Opponent	Score	RPI	S	Opponent	Score	RPI	S	Opponent	Score
				28	A	Kentucky	39 86					91	N	Boston College	84 68	101	H	Richmond	78 59
																131	A	Davidson	75 64
																134	A	Wake Forest	77 65
																142	H	Fordham	51 76
																153	H	Gardner-Webb	74 49
																185	N	Tulane	60 56
																192	H	Delaware	61 57
																242	A	East Carolina	59 47
LAST 10 Division I																			
				131	A	Davidson	75 64					142	H	Fordham	51 76				
				192	H	Delaware	61 57					242	A	East Carolina	59 47				
				28	A	Kentucky	39 86					134	A	Wake Forest	77 65				
				185	N	Tulane	60 56					101	H	Richmond	78 59				
				91	N	Boston College	84 68					153	H	Gardner-Webb	74 49				

Non-Div I Games:

Charlotte

Chattanooga

Through Games Of Dec. 21, 2019

Average RPI Win:	112	WON-LOST	WINNING	LAST 10	STRENGTH OF	OPP. STRENGTH	TEAM	ADJ.	CONF.	ADJ CONF.
Average RPI Loss:	93	RECORD	PCT. RANK	GAMES	SCHEDULE	OF SCHEDULE	RPI	RPI	RPI	RPI
DIV. I ONLY	1- 12	337	0-10	44	78	229	229	21	21	
DIV. I NON-CONF.	1- 12	337	0-10	45	78	230	230	21	21	
TOTALS	RPI 1-25	RPI 26-50	W-L RECORDS	RPI 51-100	RPI 101-150	RPI 150+				
1- 12	0- 3	0- 1	OVERALL	0- 2	1- 4	0- 2				
0- 5	0- 1	0- 1	HOME	0- 1	0- 1	0- 1				
1- 7	0- 2	0- 0	AWAY	0- 1	1- 3	0- 1				
0- 0	0- 0	0- 0	NEUTRAL	0- 0	0- 0	0- 0				
1- 12	0- 3	0- 1	NON-CONFERENCE	0- 2	1- 4	0- 2				
0- 5	0- 1	0- 1	HOME	0- 1	0- 1	0- 1				
1- 7	0- 2	0- 0	AWAY	0- 1	1- 3	0- 1				
0- 0	0- 0	0- 0	NEUTRAL	0- 0	0- 0	0- 0				
0- 0	0- 0	0- 0	CONFERENCE	0- 0	0- 0	0- 0				
0- 0	0- 0	0- 0	HOME	0- 0	0- 0	0- 0				
0- 0	0- 0	0- 0	AWAY	0- 0	0- 0	0- 0				
0- 0	0- 0	0- 0	NEUTRAL	0- 0	0- 0	0- 0				

RPI S	Opponent	Score	RPI S	Opponent	Score	RPI S	Opponent	Score	RPI S	Opponent	Score	Team's RPI: 229
4	A Louisville	37 86	47	H Troy	51 90	67	H Austin Peay	49 50	112	A Liberty	71 54	
18	H Purdue	34 66				98	A Belmont	50 63	118	A South Dakota St.	56 71	
25	A NC State	38 74							122	A Cincinnati	53 72	
									128	A UT Martin	51 78	
									144	H Northern Colo.	42 59	
									164	H Hampton	55 84	
									183	A Eastern Ky.	65 71	
LAST 10 Division I												
25	A NC State	38 74	144	H Northern Colo.	42 59							
47	H Troy	51 90	67	H Austin Peay	49 50							
118	A South Dakota St.	56 71	4	A Louisville	37 86							
128	A UT Martin	51 78	122	A Cincinnati	53 72							
183	A Eastern Ky.	65 71	18	H Purdue	34 66							

Non-Div I Games:

Chattanooga

Loss, Non-Conf, S Site, H Home A Away N Neutral

Average RPI Win: 0		WON-LOST	WINNING	LAST 10	STRENGTH OF	OPP. STRENGTH	TEAM	ADJ.	CONF.	ADJ CONF.
Average RPI Loss: 205		RECORD	PCT. RANK	GAMES	SCHEDULE	OF SCHEDULE	RPI	RPI	RPI	RPI
DIV. I ONLY		0- 12	338	0-10	259	302	343	343	32	32
DIV. I NON-CONF.		0- 12	338	0-10	264	301	343	343	32	32
TOTALS	RPI 1-25	RPI 26-50		W-L RECORDS		RPI 51-100	RPI 101-150	RPI 150+		
0- 12	0- 0	0- 0		OVERALL		0- 2	0- 3	0- 7		
0- 6	0- 0	0- 0		HOME		0- 2	0- 1	0- 3		
0- 5	0- 0	0- 0		AWAY		0- 0	0- 2	0- 3		
0- 1	0- 0	0- 0		NEUTRAL		0- 0	0- 0	0- 1		
0- 12	0- 0	0- 0		NON-CONFERENCE		0- 2	0- 3	0- 7		
0- 6	0- 0	0- 0		HOME		0- 2	0- 1	0- 3		
0- 5	0- 0	0- 0		AWAY		0- 0	0- 2	0- 3		
0- 1	0- 0	0- 0		NEUTRAL		0- 0	0- 0	0- 1		
0- 0	0- 0	0- 0		CONFERENCE		0- 0	0- 0	0- 0		
0- 0	0- 0	0- 0		HOME		0- 0	0- 0	0- 0		
0- 0	0- 0	0- 0		AWAY		0- 0	0- 0	0- 0		
0- 0	0- 0	0- 0		NEUTRAL		0- 0	0- 0	0- 0		

RPI 1-25				RPI 26-50				RPI 51-100				RPI 101+				Team's RPI: 343	
RPI	S	Opponent	Score	RPI	S	Opponent	Score	RPI	S	Opponent	Score	RPI	S	Opponent	Score		
								57	H	Arizona	50	82	102	A	UT Arlington	53	84
								77	H	Loyola Chicago	53	98	115	A	Illinois	66	96
													121	H	Green Bay	46	102
													228	H	Western Ill.	78	88
													235	A	Western Mich.	69	90
													276	H	Oakland	70	98
													280	N	UC Santa Barbara	65	96
													308	A	Nevada	60	80
													325	H	UIC	61	73
													333	A	Evansville	42	76
LAST 10 Division I																	
				333	A	Evansville	42	76	308	A	Nevada	60	80				
				235	A	Western Mich.	69	90	121	H	Green Bay	46	102				
				228	H	Western Ill.	78	88	77	H	Loyola Chicago	53	98				
				325	H	UIC	61	73	276	H	Oakland	70	98				
				280	N	UC Santa Barbara	65	96	57	H	Arizona	50	82				

Non-Div I Games:

Chicago St.

■ Loss, ■ Non-Conf, S Site, H Home A Away N Neutral

Average RPI Win: 194		WON-LOST	WINNING	LAST 10	STRENGTH OF	OPP. STRENGTH	TEAM	ADJ.	CONF.	ADJ CONF.
Average RPI Loss: 42		RECORD	PCT. RANK	GAMES	SCHEDULE	OF SCHEDULE	RPI	RPI	RPI	RPI
DIV. I ONLY		8- 4	86	7-3	188	35	122	122	8	8
DIV. I NON-CONF.		8- 4	85	7-3	189	35	122	122	8	8
<hr/>										
TOTALS	RPI 1-25		RPI 26-50		W-L RECORDS		RPI 51-100		RPI 101-150	RPI 150+
8- 4	0- 2		0- 1		OVERALL		1- 1		1- 0	6- 0
6- 2	0- 1		0- 1		HOME		1- 0		1- 0	4- 0
2- 0	0- 0		0- 0		AWAY		0- 0		0- 0	2- 0
0- 2	0- 1		0- 0		NEUTRAL		0- 1		0- 0	0- 0
8- 4	0- 2		0- 1		NON-CONFERENCE		1- 1		1- 0	6- 0
6- 2	0- 1		0- 1		HOME		1- 0		1- 0	4- 0
2- 0	0- 0		0- 0		AWAY		0- 0		0- 0	2- 0
0- 2	0- 1		0- 0		NEUTRAL		0- 1		0- 0	0- 0
0- 0	0- 0		0- 0		CONFERENCE		0- 0		0- 0	0- 0
0- 0	0- 0		0- 0		HOME		0- 0		0- 0	0- 0
0- 0	0- 0		0- 0		AWAY		0- 0		0- 0	0- 0
0- 0	0- 0		0- 0		NEUTRAL		0- 0		0- 0	0- 0

RPI 1-25			RPI 26-50			RPI 51-100			RPI 101+			Team's RPI: 122
RPI	S	Opponent	Score	RPI	S	Opponent	Score	RPI	S	Opponent	Score	
15	N	Iowa	61 69	31	H	Saint Louis	50 60	72	H	Ball St.	63 56	125 H Miami (OH) 98 68
20	H	Ohio St.	73 78					100	N	Bucknell	48 56	193 H Utah 68 62
												195 A VCU 58 56
												197 H Alabama A&M 62 47
												229 H Chattanooga 72 53
												246 A Xavier 85 78
												293 H Pittsburgh 69 53
LAST 10 Division I												
293	H	Pittsburgh	69 53	100	N	Bucknell	48 56					
197	H	Alabama A&M	62 47	15	N	Iowa	61 69					
246	A	Xavier	85 78	229	H	Chattanooga	72 53					
125	H	Miami (OH)	98 68	72	H	Ball St.	63 56					
195	A	VCU	58 56	20	H	Ohio St.	73 78					

Non-Div I Games:

Cincinnati

■ Loss,
■ Non-Conf, S Site,
■ Home
■ Away
N Neutral

Average RPI Win:	246	WON-LOST	WINNING	LAST 10	STRENGTH OF	OPP. STRENGTH	TEAM	ADJ.	CONF.	ADJ CONF.
Average RPI Loss:	88	RECORD	PCT. RANK	GAMES	SCHEDULE	OF SCHEDULE	RPI	RPI	RPI	RPI
DIV. I ONLY	4- 8	234	3-7	68	125	191	191	3	3	
DIV. I NON-CONF.	4- 7	230	3-6	114	129	207	207	3	3	
TOTALS	RPI 1-25	RPI 26-50	W-L RECORDS	RPI 51-100	RPI 101-150	RPI 150+				
4- 8	0- 3	0- 1	OVERALL	1- 2	0- 0	3- 2				
2- 5	0- 2	0- 0	HOME	1- 2	0- 0	1- 1				
1- 2	0- 1	0- 0	AWAY	0- 0	0- 0	1- 1				
1- 1	0- 0	0- 1	NEUTRAL	0- 0	0- 0	1- 0				
4- 7	0- 2	0- 1	NON-CONFERENCE	1- 2	0- 0	3- 2				
2- 4	0- 1	0- 0	HOME	1- 2	0- 0	1- 1				
1- 2	0- 1	0- 0	AWAY	0- 0	0- 0	1- 1				
1- 1	0- 0	0- 1	NEUTRAL	0- 0	0- 0	1- 0				
0- 1	0- 1	0- 0	CONFERENCE	0- 0	0- 0	0- 0				
0- 1	0- 1	0- 0	HOME	0- 0	0- 0	0- 0				
0- 0	0- 0	0- 0	AWAY	0- 0	0- 0	0- 0				
0- 0	0- 0	0- 0	NEUTRAL	0- 0	0- 0	0- 0				

RPI S	Opponent	Score	RPI S	Opponent	Score	RPI S	Opponent	Score	RPI S	Opponent	Score	Team's RPI: 191
7	H South Carolina	48 84	42	N Maryland	44 63	63	H Furman	77 71	221	A Penn St.	55 68	
14	H Florida St.	64 81				75	H Alabama	54 67	252	H Navy	52 65	
15	A Iowa	60 74				81	H N.C. A&T	74 82	289	H Alabama St.	76 43	
									311	A Mercer	65 61	
									319	N Alcorn	77 46	
LAST 10 Division I												
81	H N.C. A&T	74 82	42	N Maryland	44 63	7	H South Carolina	48 84				
311	A Mercer	65 61				221	A Penn St.	55 68				
14	H Florida St.	64 81				289	H Alabama St.	76 43				
15	A Iowa	60 74				75	H Alabama	54 67				
319	N Alcorn	77 46										

Non-Div I Games:

Clemson

■ Loss,
■ Non-Conf,
S Site,
■ Home
■ Away
N Neutral

CLEVELAND STATE				THROUGH GAMES OF 2007-11/2019						
Average RPI Win:	268	WON-LOST	WINNING	LAST 10	STRENGTH OF	OPP. STRENGTH	TEAM	ADJ.	CONF.	ADJ CONF.
Average RPI Loss:	111	RECORD	PCT. RANK	GAMES	SCHEDULE	OF SCHEDULE	RPI	RPI	RPI	RPI
DIV. I ONLY	8- 1	31	8-1	340	150	136	136	18	18	
DIV. I NON-CONF.	8- 1	31	8-1	341	151	138	138	18	18	
TOTALS	RPI 1-25	RPI 26-50	W-L RECORDS	RPI 51-100	RPI 101-150	RPI 150+				
8- 1	0- 0	0- 0	OVERALL	0- 0	1- 1	7- 0				
1- 0	0- 0	0- 0	HOME	0- 0	1- 0	0- 0				
7- 1	0- 0	0- 0	AWAY	0- 0	0- 1	7- 0				
0- 0	0- 0	0- 0	NEUTRAL	0- 0	0- 0	0- 0				
8- 1	0- 0	0- 0	NON-CONFERENCE	0- 0	1- 1	7- 0				
1- 0	0- 0	0- 0	HOME	0- 0	1- 0	0- 0				
7- 1	0- 0	0- 0	AWAY	0- 0	0- 1	7- 0				
0- 0	0- 0	0- 0	NEUTRAL	0- 0	0- 0	0- 0				
0- 0	0- 0	0- 0	CONFERENCE	0- 0	0- 0	0- 0				
0- 0	0- 0	0- 0	HOME	0- 0	0- 0	0- 0				
0- 0	0- 0	0- 0	AWAY	0- 0	0- 0	0- 0				
0- 0	0- 0	0- 0	NEUTRAL	0- 0	0- 0	0- 0				

RPI 1-25				RPI 26-50				RPI 51-100				RPI 101+				Team's RPI: 136							
RPI	S	Opponent	Score	RPI	S	Opponent	Score	RPI	S	Opponent	Score	RPI	S	Opponent	Score								
																111	A	Bowling Green	62	89			
																118	H	Akron	66	62			
																236	A	ETSU	62	54			
																238	A	Delaware St.	57	49			
																277	A	St. Bonaventure	65	62			
																279	A	Omaha	79	66			
																321	A	Hofstra	61	51			
																336	A	Western Caro.	68	61			
																341	A	LIU Brooklyn	79	49			
LAST 10 Division I																							
279								A	Omaha	79	66	277								A	St. Bonaventure	65	62
236								A	ETSU	62	54	321								A	Hofstra	61	51
336								A	Western Caro.	68	61	341								A	LIU Brooklyn	79	49
238								A	Delaware St.	57	49	111								A	Bowling Green	62	89
118								H	Akron	66	62												

Non-Div I Games:	Davis & Elkins	110	41	Lake Erie	95	49
------------------	----------------	-----	----	-----------	----	----

Cleveland St.

■ Loss, ■ Non-Conf, S Site, H Home A Away N Neutral

Average RPI Win: 240		WON-LOST	WINNING	LAST 10	STRENGTH OF	OPP. STRENGTH	TEAM	ADJ.	CONF.	ADJ CONF.
Average RPI Loss: 101		RECORD	PCT. RANK	GAMES	SCHEDULE	OF SCHEDULE	RPI	RPI	RPI	RPI
DIV. I ONLY		7- 1	35	7-1	334	40	143	143	22	22
DIV. I NON-CONF.		7- 1	35	7-1	335	41	146	146	22	22
TOTALS	RPI 1-25	RPI 26-50		W-L RECORDS		RPI 51-100	RPI 101-150	RPI 150+		
7- 1	0- 0	0- 0		OVERALL		0- 0	1- 1	6- 0		
3- 1	0- 0	0- 0		HOME		0- 0	1- 1	2- 0		
3- 0	0- 0	0- 0		AWAY		0- 0	0- 0	3- 0		
1- 0	0- 0	0- 0		NEUTRAL		0- 0	0- 0	1- 0		
7- 1	0- 0	0- 0		NON-CONFERENCE		0- 0	1- 1	6- 0		
3- 1	0- 0	0- 0		HOME		0- 0	1- 1	2- 0		
3- 0	0- 0	0- 0		AWAY		0- 0	0- 0	3- 0		
1- 0	0- 0	0- 0		NEUTRAL		0- 0	0- 0	1- 0		
0- 0	0- 0	0- 0		CONFERENCE		0- 0	0- 0	0- 0		
0- 0	0- 0	0- 0		HOME		0- 0	0- 0	0- 0		
0- 0	0- 0	0- 0		AWAY		0- 0	0- 0	0- 0		
0- 0	0- 0	0- 0		NEUTRAL		0- 0	0- 0	0- 0		

RPI 1-25				RPI 26-50				RPI 51-100				RPI 101+ Team's RPI: 143			
RPI	S	Opponent	Score	RPI	S	Opponent	Score	RPI	S	Opponent	Score	RPI	S	Opponent	Score
												101	H	Richmond	67 79
												126	H	UNC Greensboro	63 54
												172	H	George Mason	74 59
												176	N	Elon	76 65
												288	A	Wofford	78 73
												290	A	UNCW	62 43
												292	H	Ark.-Pine Bluff	76 69
												336	A	Western Caro.	66 43
LAST 10 Division I															
				290	A	UNCW	62 43					176	N	Elon	76 65
				172	H	George Mason	74 59					126	H	UNC Greensboro	63 54
				101	H	Richmond	67 79					292	H	Ark.-Pine Bluff	76 69
				336	A	Western Caro.	66 43								
				288	A	Wofford	78 73								

Non-Div I Games:	UNC Pembroke	86	44	Wesleyan (GA)	132	32
------------------	--------------	----	----	---------------	-----	----

Coastal Caro.

Loss, Non-Conf, S Site, H Home A Away N Neutral

Average RPI Win:	322	WON-LOST	WINNING	LAST 10	STRENGTH OF	OPP. STRENGTH	TEAM	ADJ.	CONF.	ADJ CONF.
Average RPI Loss:	176	RECORD	PCT. RANK	GAMES	SCHEDULE	OF SCHEDULE	RPI	RPI	RPI	RPI
DIV. I ONLY	5- 4	142	5-4	345	293	298	298	16	16	
DIV. I NON-CONF.	5- 4	139	5-4	346	293	298	298	16	16	
TOTALS	RPI 1-25	RPI 26-50	W-L RECORDS	RPI 51-100	RPI 101-150	RPI 150+				
5- 4	0- 0	0- 0	OVERALL	0- 0	0- 2	5- 2				
1- 2	0- 0	0- 0	HOME	0- 0	0- 1	1- 1				
4- 2	0- 0	0- 0	AWAY	0- 0	0- 1	4- 1				
0- 0	0- 0	0- 0	NEUTRAL	0- 0	0- 0	0- 0				
5- 4	0- 0	0- 0	NON-CONFERENCE	0- 0	0- 2	5- 2				
1- 2	0- 0	0- 0	HOME	0- 0	0- 1	1- 1				
4- 2	0- 0	0- 0	AWAY	0- 0	0- 1	4- 1				
0- 0	0- 0	0- 0	NEUTRAL	0- 0	0- 0	0- 0				
0- 0	0- 0	0- 0	CONFERENCE	0- 0	0- 0	0- 0				
0- 0	0- 0	0- 0	HOME	0- 0	0- 0	0- 0				
0- 0	0- 0	0- 0	AWAY	0- 0	0- 0	0- 0				
0- 0	0- 0	0- 0	NEUTRAL	0- 0	0- 0	0- 0				

RPI	S	Opponent	Score	RPI	S	Opponent	Score	RPI	S	Opponent	Score	RPI	S	Opponent	Score	Team's RPI: 298
												126	H	UNC Greensboro	56	69
												134	A	Wake Forest	50	106
												172	H	George Mason	61	72
												271	A	Presbyterian	54	58
												300	A	High Point	79	70
												307	A	Winthrop	84	73
												322	H	N.C. Central	85	78
												331	A	Charleston So.	79	70
												349	A	South Carolina St.	76	55
LAST 10 Division I																
												271	A	Presbyterian	54	58
												349	A	South Carolina St.	76	55
												322	H	N.C. Central	85	78
												300	A	High Point	79	70
												134	A	Wake Forest	50	106
												331	A	Charleston So.	79	70
												126	H	UNC Greensboro	56	69
												307	A	Winthrop	84	73
												172	H	George Mason	61	72

Non-Div I Games: Coker

82 57

Col. of Charleston

■ Loss,
 ■ Non-Conf,
 ■ S Site,
 ■ H Home
 ■ A Away
 N Neutral

Average RPI Win:	234	WON-LOST	WINNING	LAST 10	STRENGTH OF	OPP. STRENGTH	TEAM	ADJ.	CONF.	ADJ CONF.
Average RPI Loss:	42	RECORD	PCT. RANK	GAMES	SCHEDULE	OF SCHEDULE	RPI	RPI	RPI	RPI
DIV. I ONLY	7- 3	78	7-3	207	92	70	70	13	13	
DIV. I NON-CONF.	7- 3	77	7-3	210	93	71	71	13	13	
TOTALS	RPI 1-25	RPI 26-50	W-L RECORDS	RPI 51-100	RPI 101-150	RPI 150+				
7- 3	0- 1	0- 1	OVERALL	1- 1	0- 0	6- 0				
4- 0	0- 0	0- 0	HOME	1- 0	0- 0	3- 0				
3- 3	0- 1	0- 1	AWAY	0- 1	0- 0	3- 0				
0- 0	0- 0	0- 0	NEUTRAL	0- 0	0- 0	0- 0				
7- 3	0- 1	0- 1	NON-CONFERENCE	1- 1	0- 0	6- 0				
4- 0	0- 0	0- 0	HOME	1- 0	0- 0	3- 0				
3- 3	0- 1	0- 1	AWAY	0- 1	0- 0	3- 0				
0- 0	0- 0	0- 0	NEUTRAL	0- 0	0- 0	0- 0				
0- 0	0- 0	0- 0	CONFERENCE	0- 0	0- 0	0- 0				
0- 0	0- 0	0- 0	HOME	0- 0	0- 0	0- 0				
0- 0	0- 0	0- 0	AWAY	0- 0	0- 0	0- 0				
0- 0	0- 0	0- 0	NEUTRAL	0- 0	0- 0	0- 0				

RPI 1-25				RPI 26-50				RPI 51-100				RPI 101+			
RPI	S	Opponent	Score	RPI	S	Opponent	Score	RPI	S	Opponent	Score	RPI	S	Opponent	Score
19	A	Northwestern	44 73	31	A	Saint Louis	51 61	60	H	Yale	70 67	168	A	Cornell	62 58
								75	A	Alabama	52 72	233	H	Niagara	85 72
												250	H	UMass Lowell	73 51
												284	H	Siena	88 51
												304	A	NJIT	79 52
												339	A	Canisius	90 69
LAST 10 Division I															
		31	A	Saint Louis	51	61		75	A	Alabama	52	72			
		339	A	Canisius	90	69		284	H	Siena	88	51			
		60	H	Yale	70	67		233	H	Niagara	85	72			
		168	A	Cornell	62	58		19	A	Northwestern	44	73			
		250	H	UMass Lowell	73	51		304	A	NJIT	79	52			

Non-Div I Games:

Colgate

■ Loss,
 ■ Non-Conf,
 ■ S Site,
 ■ H Home
 ■ A Away
 N Neutral

Average RPI Win: 209		WON-LOST	WINNING	LAST 10	STRENGTH OF	OPP. STRENGTH	TEAM	ADJ.	CONF.	ADJ CONF.
Average RPI Loss: 0		RECORD	PCT. RANK	GAMES	SCHEDULE	OF SCHEDULE	RPI	RPI	RPI	RPI
DIV. I ONLY		11- 0	1	10-0	265	147	44	44	1	1
DIV. I NON-CONF.		11- 0	1	10-0	270	148	45	45	1	1
TOTALS		RPI 1-25	RPI 26-50		W-L RECORDS		RPI 51-100	RPI 101-150	RPI 150+	
11- 0	0- 0	0- 0		OVERALL		2- 0	1- 0		8- 0	
6- 0	0- 0	0- 0		HOME		2- 0	0- 0		4- 0	
4- 0	0- 0	0- 0		AWAY		0- 0	0- 0		4- 0	
1- 0	0- 0	0- 0		NEUTRAL		0- 0	1- 0		0- 0	
11- 0	0- 0	0- 0		NON-CONFERENCE		2- 0	1- 0		8- 0	
6- 0	0- 0	0- 0		HOME		2- 0	0- 0		4- 0	
4- 0	0- 0	0- 0		AWAY		0- 0	0- 0		4- 0	
1- 0	0- 0	0- 0		NEUTRAL		0- 0	1- 0		0- 0	
0- 0	0- 0	0- 0		CONFERENCE		0- 0	0- 0		0- 0	
0- 0	0- 0	0- 0		HOME		0- 0	0- 0		0- 0	
0- 0	0- 0	0- 0		AWAY		0- 0	0- 0		0- 0	
0- 0	0- 0	0- 0		NEUTRAL		0- 0	0- 0		0- 0	

RPI 1-25				RPI 26-50				Team's RPI: 44				RPI 51-100				RPI 101+			
RPI	S	Opponent	Score	RPI	S	Opponent	Score	RPI	S	Opponent	Score	RPI	S	Opponent	Score	RPI	S	Opponent	Score
								80	H	Texas Southern	74 50	139	N	UAB	77 69				
								86	H	Wisconsin	74 57					185	A	Tulane	62 52
																190	A	Wyoming	66 56
																205	H	Jacksonville	66 44
																246	A	Xavier	62 53
																278	H	Denver	96 70
																287	H	Indiana St.	59 46
																294	A	Colorado St.	79 75
																304	H	NJIT	80 57
LAST 10 Division I																			
				80	H	Texas Southern	74 50					185	A	Tulane	62 52				
				287	H	Indiana St.	59 46					139	N	UAB	77 69				
				205	H	Jacksonville	66 44					278	H	Denver	96 70				
				294	A	Colorado St.	79 75					246	A	Xavier	62 53				
				190	A	Wyoming	66 56					86	H	Wisconsin	74 57				

Non-Div I Games:

Colorado

Loss, Non-Conf, S Site, H Home A Away N Neutral

Colorado St.

Through Games Of Dec. 21, 2019

Average RPI Win:	270	WON-LOST	WINNING	LAST 10	STRENGTH OF	OPP. STRENGTH	TEAM	ADJ.	CONF.	ADJ CONF.
Average RPI Loss:	150	RECORD	PCT. RANK	GAMES	SCHEDULE	OF SCHEDULE	RPI	RPI	RPI	RPI
DIV. I ONLY	4- 7	229	3-7	269	250	294	294	24	24	
DIV. I NON-CONF.	4- 5	194	3-5	283	255	283	283	24	24	
TOTALS	RPI 1-25	RPI 26-50	W-L RECORDS	RPI 51-100	RPI 101-150	RPI 150+				
4- 7	0- 0	0- 1	OVERALL	0- 2	1- 1	3- 3				
3- 3	0- 0	0- 1	HOME	0- 1	0- 0	3- 1				
1- 4	0- 0	0- 0	AWAY	0- 1	1- 1	0- 2				
0- 0	0- 0	0- 0	NEUTRAL	0- 0	0- 0	0- 0				
4- 5	0- 0	0- 1	NON-CONFERENCE	0- 1	1- 1	3- 2				
3- 2	0- 0	0- 1	HOME	0- 0	0- 0	3- 1				
1- 3	0- 0	0- 0	AWAY	0- 1	1- 1	0- 1				
0- 0	0- 0	0- 0	NEUTRAL	0- 0	0- 0	0- 0				
0- 2	0- 0	0- 0	CONFERENCE	0- 1	0- 0	0- 1				
0- 1	0- 0	0- 0	HOME	0- 1	0- 0	0- 0				
0- 1	0- 0	0- 0	AWAY	0- 0	0- 0	0- 1				
0- 0	0- 0	0- 0	NEUTRAL	0- 0	0- 0	0- 0				

RPI S	Opponent	Score	RPI S	Opponent	Score	RPI S	Opponent	Score	RPI S	Opponent	Score	Team's RPI: 294
44	H Colorado	75 79	74	H Boise St.	69 72	129	A Tennessee	41 79				
			96	A Idaho	54 61	144	A Northern Colo.	75 58				
						154	H Northern Ill.	75 80				
						248	H UC Riverside	52 40				
						256	A Tulsa	55 61				
						297	A San Diego St.	49 59				
						337	H Mississippi Val.	65 46				
						351	H Incarnate Word	75 47				
LAST 10 Division I												
297	A San Diego St.	49 59	256	A Tulsa	55 61							
248	H UC Riverside	52 40	337	H Mississippi Val.	65 46							
351	H Incarnate Word	75 47	129	A Tennessee	41 79							
44	H Colorado	75 79	74	H Boise St.	69 72							
154	H Northern Ill.	75 80	96	A Idaho	54 61							

Non-Div I Games: Western St. 56 47 Chadron St. 102 51

Colorado St.

Loss, Non-Conf, S Site, H Home A Away N Neutral

Average RPI Win:	204	WON-LOST	WINNING	LAST 10	STRENGTH OF	OPP. STRENGTH	TEAM	ADJ.	CONF.	ADJ CONF.
Average RPI Loss:	181	RECORD	PCT. RANK	GAMES	SCHEDULE	OF SCHEDULE	RPI	RPI	RPI	RPI
DIV. I ONLY	7- 3	78	7-3	280	201	162	162	10	10	
DIV. I NON-CONF.	7- 3	77	7-3	284	202	163	163	10	10	
TOTALS	RPI 1-25	RPI 26-50	W-L RECORDS	RPI 51-100	RPI 101-150	RPI 150+				
7- 3	0- 0	0- 0	OVERALL	0- 1	2- 1	5- 1				
5- 1	0- 0	0- 0	HOME	0- 0	2- 1	3- 0				
2- 2	0- 0	0- 0	AWAY	0- 1	0- 0	2- 1				
0- 0	0- 0	0- 0	NEUTRAL	0- 0	0- 0	0- 0				
7- 3	0- 0	0- 0	NON-CONFERENCE	0- 1	2- 1	5- 1				
5- 1	0- 0	0- 0	HOME	0- 0	2- 1	3- 0				
2- 2	0- 0	0- 0	AWAY	0- 1	0- 0	2- 1				
0- 0	0- 0	0- 0	NEUTRAL	0- 0	0- 0	0- 0				
0- 0	0- 0	0- 0	CONFERENCE	0- 0	0- 0	0- 0				
0- 0	0- 0	0- 0	HOME	0- 0	0- 0	0- 0				
0- 0	0- 0	0- 0	AWAY	0- 0	0- 0	0- 0				
0- 0	0- 0	0- 0	NEUTRAL	0- 0	0- 0	0- 0				

RPI 1-25				RPI 26-50				RPI 51-100				RPI 101+				Team's RPI: 162	
RPI	S	Opponent	Score	RPI	S	Opponent	Score	RPI	S	Opponent	Score	RPI	S	Opponent	Score		
								73	A	Buffalo	75	82	131	H	Davidson	63	60
													142	H	Fordham	70	51
													148	H	Saint Joseph's	57	71
													163	A	Robert Morris	61	59
													198	H	Milwaukee	74	46
													232	H	Georgetown	54	49
													258	A	Army West Point	71	62
													304	H	NJIT	99	43
													323	A	Albany (NY)	78	82
LAST 10 Division I																	
				258	A	Army West Point	71 62					304	H	NJIT	99 43		
				163	A	Robert Morris	61 59					131	H	Davidson	63 60		
				73	A	Buffalo	75 82					232	H	Georgetown	54 49		
				142	H	Fordham	70 51					198	H	Milwaukee	74 46		
				148	H	Saint Joseph's	57 71					323	A	Albany (NY)	78 82		

Non-Div I Games:

Columbia

Average RPI Win:	0	WON-LOST	WINNING	LAST 10	STRENGTH OF	OPP. STRENGTH	TEAM	ADJ.	CONF.	ADJ CONF.
Average RPI Loss:	172	RECORD	PCT. RANK	GAMES	SCHEDULE	OF SCHEDULE	RPI	RPI	RPI	RPI
DIV. I ONLY	0- 10	338	0-10	192	297	332	332	31	31	
DIV. I NON-CONF.	0- 10	338	0-10	193	296	332	332	31	31	
TOTALS	RPI 1-25	RPI 26-50	W-L RECORDS	RPI 51-100	RPI 101-150	RPI 150+				
0- 10	0- 1	0- 2	OVERALL	0- 1	0- 1	0- 5				
0- 2	0- 0	0- 0	HOME	0- 0	0- 0	0- 2				
0- 8	0- 1	0- 2	AWAY	0- 1	0- 1	0- 3				
0- 0	0- 0	0- 0	NEUTRAL	0- 0	0- 0	0- 0				
0- 10	0- 1	0- 2	NON-CONFERENCE	0- 1	0- 1	0- 5				
0- 2	0- 0	0- 0	HOME	0- 0	0- 0	0- 2				
0- 8	0- 1	0- 2	AWAY	0- 1	0- 1	0- 3				
0- 0	0- 0	0- 0	NEUTRAL	0- 0	0- 0	0- 0				
0- 0	0- 0	0- 0	CONFERENCE	0- 0	0- 0	0- 0				
0- 0	0- 0	0- 0	HOME	0- 0	0- 0	0- 0				
0- 0	0- 0	0- 0	AWAY	0- 0	0- 0	0- 0				
0- 0	0- 0	0- 0	NEUTRAL	0- 0	0- 0	0- 0				

RPI 1-25				RPI 26-50				RPI 51-100				RPI 101+ Team's RPI: 332			
RPI	S	Opponent	Score	RPI	S	Opponent	Score	RPI	S	Opponent	Score	RPI	S	Opponent	Score
23	A	South Dakota	44 82	41	A	Rutgers	33 107	89	A	George Washington	35 54	118	A	South Dakota St.	41 94
				50	A	West Virginia	47 82					175	A	La Salle	46 79
												233	H	Niagara	67 82
												320	A	Marshall	47 60
												330	A	UMBC	48 71
												338	H	Saint Peter's	57 82
LAST 10 Division I															
175	A	La Salle	46 79	233	H	Niagara	67 82								
50	A	West Virginia	47 82	23	A	South Dakota	44 82								
320	A	Marshall	47 60	118	A	South Dakota St.	41 94								
338	H	Saint Peter's	57 82	89	A	George Washington	35 54								
330	A	UMBC	48 71	41	A	Rutgers	33 107								

Non-Div I Games:

Coppin St.

Average RPI Win:	270	WON-LOST	WINNING	LAST 10	STRENGTH OF	OPP. STRENGTH	TEAM	ADJ.	CONF.	ADJ CONF.
Average RPI Loss:	72	RECORD	PCT. RANK	GAMES	SCHEDULE	OF SCHEDULE	RPI	RPI	RPI	RPI
DIV. I ONLY	5- 4	142	5-4	184	230	168	168	10	10	
DIV. I NON-CONF.	5- 4	139	5-4	183	233	169	169	10	10	
TOTALS	RPI 1-25	RPI 26-50	W-L RECORDS	RPI 51-100	RPI 101-150	RPI 150+				
5- 4	0- 1	0- 0	OVERALL	0- 2	0- 1	5- 0				
2- 3	0- 0	0- 0	HOME	0- 2	0- 1	2- 0				
3- 1	0- 1	0- 0	AWAY	0- 0	0- 0	3- 0				
0- 0	0- 0	0- 0	NEUTRAL	0- 0	0- 0	0- 0				
5- 4	0- 1	0- 0	NON-CONFERENCE	0- 2	0- 1	5- 0				
2- 3	0- 0	0- 0	HOME	0- 2	0- 1	2- 0				
3- 1	0- 1	0- 0	AWAY	0- 0	0- 0	3- 0				
0- 0	0- 0	0- 0	NEUTRAL	0- 0	0- 0	0- 0				
0- 0	0- 0	0- 0	CONFERENCE	0- 0	0- 0	0- 0				
0- 0	0- 0	0- 0	HOME	0- 0	0- 0	0- 0				
0- 0	0- 0	0- 0	AWAY	0- 0	0- 0	0- 0				
0- 0	0- 0	0- 0	NEUTRAL	0- 0	0- 0	0- 0				

RPI 1-25				RPI 26-50				RPI 51-100				RPI 101+ Team's RPI: 168			
RPI	S	Opponent	Score	RPI	S	Opponent	Score	RPI	S	Opponent	Score	RPI	S	Opponent	Score
16	A	TCU	49 59					70	H	Colgate	58 62	108	H	Binghamton	56 59
								93	H	Duquesne	62 72	233	H	Niagara	82 59
												238	A	Delaware St.	77 51
												250	A	UMass Lowell	70 56
												304	H	NJIT	68 44
												323	A	Albany (NY)	71 51
LAST 10 Division I															
233	H	Niagara	82 59	93	H	Duquesne	62 72	108	H	Binghamton	56 59				
304	H	NJIT	68 44	250	A	UMass Lowell	70 56	238	A	Delaware St.	77 51				
70	H	Colgate	58 62												
16	A	TCU	49 59												
323	A	Albany (NY)	71 51												

Non-Div I Games:

Cornell

Creighton

Through Games Of Dec. 21, 2019

Average RPI Win:	133	WON-LOST	WINNING	LAST 10	STRENGTH OF	OPP. STRENGTH	TEAM	ADJ.	CONF.	ADJ CONF.
Average RPI Loss:	35	RECORD	PCT. RANK	GAMES	SCHEDULE	OF SCHEDULE	RPI	RPI	RPI	RPI
DIV. I ONLY	8- 3	70	7-3	14	105	12	12	5	5	
DIV. I NON-CONF.	8- 3	69	7-3	14	105	12	12	5	5	
TOTALS	RPI 1-25	RPI 26-50	W-L RECORDS	RPI 51-100	RPI 101-150	RPI 150+				
8- 3	0- 1	2- 1	OVERALL	2- 1	2- 0	2- 0				
4- 0	0- 0	1- 0	HOME	0- 0	2- 0	1- 0				
2- 3	0- 1	0- 1	AWAY	1- 1	0- 0	1- 0				
2- 0	0- 0	1- 0	NEUTRAL	1- 0	0- 0	0- 0				
8- 3	0- 1	2- 1	NON-CONFERENCE	2- 1	2- 0	2- 0				
4- 0	0- 0	1- 0	HOME	0- 0	2- 0	1- 0				
2- 3	0- 1	0- 1	AWAY	1- 1	0- 0	1- 0				
2- 0	0- 0	1- 0	NEUTRAL	1- 0	0- 0	0- 0				
0- 0	0- 0	0- 0	CONFERENCE	0- 0	0- 0	0- 0				
0- 0	0- 0	0- 0	HOME	0- 0	0- 0	0- 0				
0- 0	0- 0	0- 0	AWAY	0- 0	0- 0	0- 0				
0- 0	0- 0	0- 0	NEUTRAL	0- 0	0- 0	0- 0				

RPI 1-25				RPI 26-50				RPI 51-100				RPI 101+			
RPI	S	Opponent	Score	RPI	S	Opponent	Score	RPI	S	Opponent	Score	RPI	S	Opponent	Score
23	A	South Dakota	65 72	29	A	Drake	53 63	54	A	Arizona St.	55 70	118	H	South Dakota St.	61 48
				49	H	UNI	57 54	55	N	Temple	69 59	135	H	Wichita St.	56 46
				50	N	West Virginia	82 75	95	A	Nebraska	79 74	279	A	Omaha	67 54
												286	H	North Dakota St.	70 59
LAST 10 Division I															
				50	N	West Virginia	82 75	54	A	Arizona St.	55 70				
				95	A	Nebraska	79 74	135	H	Wichita St.	56 46				
				286	H	North Dakota St.	70 59	49	H	UNI	57 54				
				29	A	Drake	53 63	23	A	South Dakota	65 72				
				118	H	South Dakota St.	61 48	55	N	Temple	69 59				

Non-Div I Games:

Creighton

Loss, Non-Conf, S Site, H Home A Away N Neutral

Average RPI Win: 243	WON-LOST	WINNING	LAST 10	STRENGTH OF	OPP. STRENGTH	TEAM	ADJ.	CONF.	ADJ CONF.
Average RPI Loss: 147	RECORD	PCT. RANK	GAMES	SCHEDULE	OF SCHEDULE	RPI	RPI	RPI	RPI
DIV. I ONLY	6- 5	153	5-5	227	219	169	169	10	10
DIV. I NON-CONF.	6- 5	153	5-5	230	222	170	170	10	10

TOTALS	RPI 1-25	RPI 26-50	W-L RECORDS	RPI 51-100	RPI 101-150	RPI 150+			
6- 5	0- 1	0- 0	OVERALL	0- 1	1- 0	5- 3			
4- 1	0- 0	0- 0	HOME	0- 0	1- 0	3- 1			
2- 4	0- 1	0- 0	AWAY	0- 1	0- 0	2- 2			
0- 0	0- 0	0- 0	NEUTRAL	0- 0	0- 0	0- 0			
6- 5	0- 1	0- 0	NON-CONFERENCE	0- 1	1- 0	5- 3			
4- 1	0- 0	0- 0	HOME	0- 0	1- 0	3- 1			
2- 4	0- 1	0- 0	AWAY	0- 1	0- 0	2- 2			
0- 0	0- 0	0- 0	NEUTRAL	0- 0	0- 0	0- 0			
0- 0	0- 0	0- 0	CONFERENCE	0- 0	0- 0	0- 0			
0- 0	0- 0	0- 0	HOME	0- 0	0- 0	0- 0			
0- 0	0- 0	0- 0	AWAY	0- 0	0- 0	0- 0			
0- 0	0- 0	0- 0	NEUTRAL	0- 0	0- 0	0- 0			

RPI 1-25				RPI 26-50				RPI 51-100				RPI 101+ Team's RPI: 169			
RPI	S	Opponent	Score	RPI	S	Opponent	Score	RPI	S	Opponent	Score	RPI	S	Opponent	Score
19	A	Northwestern	37 79					77	A	Loyola Chicago	40 61	140	H	Merrimack	57 52
												186	H	Texas St.	51 61
												209	A	Boston U.	56 74
												220	A	Fairfield	52 51
												243	A	Manhattan	58 70
												250	A	UMass Lowell	62 51
												254	H	Vermont	72 55
												267	H	Maine	57 41
												327	H	New Hampshire	66 47

LAST 10 Division I															
19	A	Northwestern	37 79	209	A	Boston U.	56 74								
77	A	Loyola Chicago	40 61	327	H	New Hampshire	66 47								
243	A	Manhattan	58 70	186	H	Texas St.	51 61								
220	A	Fairfield	52 51	250	A	UMass Lowell	62 51								
140	H	Merrimack	57 52	267	H	Maine	57 41								

Non-Div I Games:

Dartmouth

Davidson

Through Games Of Dec. 21, 2019

Average RPI Win:	257	WON-LOST	WINNING	LAST 10	STRENGTH OF	OPP. STRENGTH	TEAM	ADJ.	CONF.	ADJ CONF.
Average RPI Loss:	62	RECORD	PCT. RANK	GAMES	SCHEDULE	OF SCHEDULE	RPI	RPI	RPI	RPI
DIV. I ONLY	6- 5	153	5-5	232	84	131	131	11	11	
DIV. I NON-CONF.	6- 5	153	5-5	234	84	132	132	11	11	
TOTALS	RPI 1-25	RPI 26-50	W-L RECORDS	RPI 51-100	RPI 101-150	RPI 150+				
6- 5	0- 1	0- 2	OVERALL	0- 1	0- 0	6- 1				
2- 1	0- 0	0- 1	HOME	0- 0	0- 0	2- 0				
3- 4	0- 1	0- 1	AWAY	0- 1	0- 0	3- 1				
1- 0	0- 0	0- 0	NEUTRAL	0- 0	0- 0	1- 0				
6- 5	0- 1	0- 2	NON-CONFERENCE	0- 1	0- 0	6- 1				
2- 1	0- 0	0- 1	HOME	0- 0	0- 0	2- 0				
3- 4	0- 1	0- 1	AWAY	0- 1	0- 0	3- 1				
1- 0	0- 0	0- 0	NEUTRAL	0- 0	0- 0	1- 0				
0- 0	0- 0	0- 0	CONFERENCE	0- 0	0- 0	0- 0				
0- 0	0- 0	0- 0	HOME	0- 0	0- 0	0- 0				
0- 0	0- 0	0- 0	AWAY	0- 0	0- 0	0- 0				
0- 0	0- 0	0- 0	NEUTRAL	0- 0	0- 0	0- 0				

RPI 1-25				RPI 26-50				RPI 51-100				RPI 101+				Team's RPI: 131
RPI	S	Opponent	Score	RPI	S	Opponent	Score	RPI	S	Opponent	Score	RPI	S	Opponent	Score	
24	A	Duke	52 82	26	A	Virginia Tech	68 88	62	A	Drexel	63 74	162	A	Columbia	60 63	
				35	H	Charlotte	64 75					213	N	UC Irvine	78 72	
												227	A	UMKC	74 64	
												232	H	Georgetown	66 52	
												236	A	ETSU	75 60	
												300	A	High Point	73 63	
												336	H	Western Caro.	101 51	
LAST 10 Division I																
26	A	Virginia Tech	68 88	35	H	Charlotte	64 75	162	A	Columbia	60 63	300	A	High Point	73 63	
336	H	Western Caro.	101 51	227	A	UMKC	74 64	236	A	ETSU	75 60	24	A	Duke	52 82	
213	N	UC Irvine	78 72	62	A	Drexel	63 74									

Non-Div I Games: Newberry 75 46

Davidson

■ Loss,
 ■ Non-Conf,
 ■ S Site,
 ■ H Home
 ■ A Away
 N Neutral

Average RPI Win:	251	WON-LOST	WINNING	LAST 10	STRENGTH OF	OPP. STRENGTH	TEAM	ADJ.	CONF.	ADJ CONF.
Average RPI Loss:	55	RECORD	PCT. RANK	GAMES	SCHEDULE	OF SCHEDULE	RPI	RPI	RPI	RPI
DIV. I ONLY	6- 7	185	4-6	94	69	130	130	11	11	
DIV. I NON-CONF.	6- 7	183	4-6	94	67	131	131	11	11	
TOTALS	RPI 1-25	RPI 26-50	W-L RECORDS	RPI 51-100	RPI 101-150	RPI 150+				
6- 7	0- 3	0- 0	OVERALL	0- 2	0- 2	6- 0				
2- 2	0- 2	0- 0	HOME	0- 0	0- 0	2- 0				
2- 2	0- 0	0- 0	AWAY	0- 2	0- 0	2- 0				
2- 3	0- 1	0- 0	NEUTRAL	0- 0	0- 2	2- 0				
6- 7	0- 3	0- 0	NON-CONFERENCE	0- 2	0- 2	6- 0				
2- 2	0- 2	0- 0	HOME	0- 0	0- 0	2- 0				
2- 2	0- 0	0- 0	AWAY	0- 2	0- 0	2- 0				
2- 3	0- 1	0- 0	NEUTRAL	0- 0	0- 2	2- 0				
0- 0	0- 0	0- 0	CONFERENCE	0- 0	0- 0	0- 0				
0- 0	0- 0	0- 0	HOME	0- 0	0- 0	0- 0				
0- 0	0- 0	0- 0	AWAY	0- 0	0- 0	0- 0				
0- 0	0- 0	0- 0	NEUTRAL	0- 0	0- 0	0- 0				

RPI	S	Opponent	Score	RPI	S	Opponent	Score	RPI	S	Opponent	Score	RPI	S	Opponent	Score	Team's RPI: 130
1	H	UConn	37 75					61	A	Central Mich.	80 81	106	N	Auburn	74 76	
6	N	Gonzaga	65 76					73	A	Buffalo	59 67	134	N	Wake Forest	59 78	
7	H	South Carolina	49 75									188	A	Northeastern	71 60	
												194	A	Toledo	60 42	
												242	N	East Carolina	94 68	
												267	N	Maine	78 49	
												302	H	Morehead St.	58 41	
												315	H	Lipscomb	82 60	
LAST 10 Division I																
106	N	Auburn	74 76	242	N	East Carolina	94 68									
6	N	Gonzaga	65 76	134	N	Wake Forest	59 78									
1	H	UConn	37 75	73	A	Buffalo	59 67									
61	A	Central Mich.	80 81	302	H	Morehead St.	58 41									
188	A	Northeastern	71 60	267	N	Maine	78 49									

Non-Div I Games:

Dayton

■ Loss,
 ■ Non-Conf,
 ■ S Site,
 ■ H Home
 ■ A Away
 N Neutral

Average RPI Win: 124		WON-LOST	WINNING	LAST 10	STRENGTH OF	OPP. STRENGTH	TEAM	ADJ.	CONF.	ADJ CONF.
Average RPI Loss: 3		RECORD	PCT. RANK	GAMES	SCHEDULE	OF SCHEDULE	RPI	RPI	RPI	RPI
DIV. I ONLY		10- 2	37	8-2	26	10	8	8	5	5
DIV. I NON-CONF.		10- 2	37	8-2	26	10	8	8	5	5
TOTALS	RPI 1-25	RPI 26-50		W-L RECORDS		RPI 51-100	RPI 101-150		RPI 150+	
10- 2	1- 2	1- 0		OVERALL		3- 0	2- 0		3- 0	
6- 1	0- 1	1- 0		HOME		1- 0	1- 0		3- 0	
4- 1	1- 1	0- 0		AWAY		2- 0	1- 0		0- 0	
0- 0	0- 0	0- 0		NEUTRAL		0- 0	0- 0		0- 0	
10- 2	1- 2	1- 0		NON-CONFERENCE		3- 0	2- 0		3- 0	
6- 1	0- 1	1- 0		HOME		1- 0	1- 0		3- 0	
4- 1	1- 1	0- 0		AWAY		2- 0	1- 0		0- 0	
0- 0	0- 0	0- 0		NEUTRAL		0- 0	0- 0		0- 0	
0- 0	0- 0	0- 0		CONFERENCE		0- 0	0- 0		0- 0	
0- 0	0- 0	0- 0		HOME		0- 0	0- 0		0- 0	
0- 0	0- 0	0- 0		AWAY		0- 0	0- 0		0- 0	
0- 0	0- 0	0- 0		NEUTRAL		0- 0	0- 0		0- 0	

RPI 1-25				Team's RPI: 8		RPI 26-50				RPI 51-100				RPI 101+					
RPI	S	Opponent	Score		RPI	S	Opponent	Score		RPI	S	Opponent	Score		RPI	S	Opponent	Score	
1	H	UConn	74	84	32	H	Miami (FL)	89	83	62	H	Drexel	81	57	121	A	Green Bay	76	65
5	A	Oregon St.	77	98						71	A	Notre Dame	105	94	125	H	Miami (OH)	98	79
19	A	Northwestern	70	68						77	A	Loyola Chicago	83	76	198	H	Milwaukee	94	65
LAST 10 Division I																			
19	A	Northwestern	70	68	77	A	Loyola Chicago	83	76										
198	H	Milwaukee	94	65	1	H	UConn	74	84										
32	H	Miami (FL)	89	83	289	H	Alabama St.	105	76										
241	H	Arkansas St.	109	64	71	A	Notre Dame	105	94										
5	A	Oregon St.	77	98	121	A	Green Bay	76	65										

Non-Div I Games:

DePaul

■ Loss, ■ Non-Conf, S Site, H Home A Away N Neutral

Delaware

Through Games Of Dec. 21, 2019

Average RPI Win:	160	WON-LOST	WINNING	LAST 10	STRENGTH OF	OPP. STRENGTH	TEAM	ADJ.	CONF.	ADJ CONF.
Average RPI Loss:	130	RECORD	PCT. RANK	GAMES	SCHEDULE	OF SCHEDULE	RPI	RPI	RPI	RPI
DIV. I ONLY	3- 7	254	3-7	133	104	192	192	16	16	
DIV. I NON-CONF.	3- 7	251	3-7	132	104	190	190	16	16	
TOTALS	RPI 1-25	RPI 26-50	W-L RECORDS	RPI 51-100	RPI 101-150	RPI 150+				
3- 7	0- 0	0- 2	OVERALL	0- 2	1- 0	2- 3				
0- 3	0- 0	0- 0	HOME	0- 1	0- 0	0- 2				
2- 4	0- 0	0- 2	AWAY	0- 1	0- 0	2- 1				
1- 0	0- 0	0- 0	NEUTRAL	0- 0	1- 0	0- 0				
3- 7	0- 0	0- 2	NON-CONFERENCE	0- 2	1- 0	2- 3				
0- 3	0- 0	0- 0	HOME	0- 1	0- 0	0- 2				
2- 4	0- 0	0- 2	AWAY	0- 1	0- 0	2- 1				
1- 0	0- 0	0- 0	NEUTRAL	0- 0	1- 0	0- 0				
0- 0	0- 0	0- 0	CONFERENCE	0- 0	0- 0	0- 0				
0- 0	0- 0	0- 0	HOME	0- 0	0- 0	0- 0				
0- 0	0- 0	0- 0	AWAY	0- 0	0- 0	0- 0				
0- 0	0- 0	0- 0	NEUTRAL	0- 0	0- 0	0- 0				

RPI S	Opponent	Score	RPI S	Opponent	Score	RPI S	Opponent	Score	RPI S	Opponent	Score	Team's RPI: 192
35	A Charlotte	57 61	83	A UCF	49 75	114	N Santa Clara	81 80				
42	A Maryland	55 99	89	H George Washington	49 63	153	A Gardner-Webb	65 67				
						163	A Robert Morris	73 62				
						203	A Cal St. Fullerton	72 55				
						238	H Delaware St.	64 67				
						267	H Maine	56 69				
LAST 10 Division I												
203	A Cal St. Fullerton	72 55	35	A Charlotte	57 61							
83	A UCF	49 75	153	A Gardner-Webb	65 67							
42	A Maryland	55 99	163	A Robert Morris	73 62							
238	H Delaware St.	64 67	89	H George Washington	49 63							
267	H Maine	56 69	114	N Santa Clara	81 80							

Non-Div I Games:

Delaware

Loss, Non-Conf, S Site, H Home A Away N Neutral

Average RPI Win:	265	WON-LOST	WINNING	LAST 10	STRENGTH OF	OPP. STRENGTH	TEAM	ADJ.	CONF.	ADJ CONF.
Average RPI Loss:	136	RECORD	PCT. RANK	GAMES	SCHEDULE	OF SCHEDULE	RPI	RPI	RPI	RPI
DIV. I ONLY	2- 8	301	2-8	40	340	238	238	31	31	
DIV. I NON-CONF.	2- 8	300	2-8	41	340	239	239	31	31	
TOTALS	RPI 1-25	RPI 26-50	W-L RECORDS	RPI 51-100	RPI 101-150	RPI 150+				
2- 8	0- 0	0- 1	OVERALL	0- 2	0- 2	2- 3				
1- 5	0- 0	0- 0	HOME	0- 1	0- 2	1- 2				
1- 3	0- 0	0- 1	AWAY	0- 1	0- 0	1- 1				
0- 0	0- 0	0- 0	NEUTRAL	0- 0	0- 0	0- 0				
2- 8	0- 0	0- 1	NON-CONFERENCE	0- 2	0- 2	2- 3				
1- 5	0- 0	0- 0	HOME	0- 1	0- 2	1- 2				
1- 3	0- 0	0- 1	AWAY	0- 1	0- 0	1- 1				
0- 0	0- 0	0- 0	NEUTRAL	0- 0	0- 0	0- 0				
0- 0	0- 0	0- 0	CONFERENCE	0- 0	0- 0	0- 0				
0- 0	0- 0	0- 0	HOME	0- 0	0- 0	0- 0				
0- 0	0- 0	0- 0	AWAY	0- 0	0- 0	0- 0				
0- 0	0- 0	0- 0	NEUTRAL	0- 0	0- 0	0- 0				

RPI S	Opponent	Score	RPI S	Opponent	Score	RPI S	Opponent	Score	RPI S	Opponent	Score	Team's RPI: 238
37	A James Madison	64 83	84	H Lehigh	38 68	108	H Binghamton	66 75	136	H Cleveland St.	49 57	
			91	A Boston College	69 109	168	H Cornell	51 77	174	H William & Mary	52 73	
						192	A Delaware	67 64	291	A Longwood	62 78	
						338	H Saint Peter's	89 66				
LAST 10 Division I												
174	H William & Mary	52 73	91	A Boston College	69 109							
168	H Cornell	51 77	37	A James Madison	64 83							
108	H Binghamton	66 75	291	A Longwood	62 78							
192	A Delaware	67 64	338	H Saint Peter's	89 66							
84	H Lehigh	38 68	136	H Cleveland St.	49 57							

Non-Div I Games: Post 67 41 Georgian Court 69 48

Delaware St.

Denver

Average RPI Win: **206**
Average RPI Loss: **184**

WON-LOST
RECORD

WINNING
PCT. RANK

LAST 10
GAMES

Through Games Of Dec. 21, 2019

STRENGTH OF
SCHEDULE

OPP. STRENGTH
OF SCHEDULE

TEAM
RPI

ADJ.
RPI

CONF.
RPI

ADJ CONF.
RPI

DIV. I ONLY	5- 7	208	5-5	221	235	278	278	17	17
DIV. I NON-CONF.	5- 7	206	5-5	224	238	279	279	17	17
TOTALS	RPI 1-25	RPI 26-50	W-L RECORDS	RPI 51-100	RPI 101-150	RPI 150+			
5- 7	0- 0	0- 1	OVERALL	0- 0	1- 1	4- 5			
5- 2	0- 0	0- 0	HOME	0- 0	1- 0	4- 2			
0- 3	0- 0	0- 1	AWAY	0- 0	0- 0	0- 2			
0- 2	0- 0	0- 0	NEUTRAL	0- 0	0- 1	0- 1			
5- 7	0- 0	0- 1	NON-CONFERENCE	0- 0	1- 1	4- 5			
5- 2	0- 0	0- 0	HOME	0- 0	1- 0	4- 2			
0- 3	0- 0	0- 1	AWAY	0- 0	0- 0	0- 2			
0- 2	0- 0	0- 0	NEUTRAL	0- 0	0- 1	0- 1			
0- 0	0- 0	0- 0	CONFERENCE	0- 0	0- 0	0- 0			
0- 0	0- 0	0- 0	HOME	0- 0	0- 0	0- 0			
0- 0	0- 0	0- 0	AWAY	0- 0	0- 0	0- 0			
0- 0	0- 0	0- 0	NEUTRAL	0- 0	0- 0	0- 0			

RPI S	Opponent	Score	RPI S	Opponent	Score	RPI S	Opponent	Score	RPI S	Opponent	Score	Team's RPI: 278
			44 A	Colorado	70 96				118 N	Akron	72 88	
									144 H	Northern Colo.	74 55	
									152 A	Lamar University	59 71	
									166 H	Southern Utah	81 73	
									190 H	Wyoming	71 57	
									197 H	Alabama A&M	83 86	
									213 H	UC Irvine	83 75	
									227 A	UMKC	79 83	
									235 N	Western Mich.	70 79	
									316 H	New Mexico St.	75 78	
									318 H	Cal Poly	96 66	
LAST 10 Division I												
			144 H	Northern Colo.	74 55				235 N	Western Mich.	70 79	
			197 H	Alabama A&M	83 86				118 N	Akron	72 88	
			213 H	UC Irvine	83 75				166 H	Southern Utah	81 73	
			318 H	Cal Poly	96 66				44 A	Colorado	70 96	
			190 H	Wyoming	71 57				152 A	Lamar University	59 71	

Non-Div I Games: Colo. Christian 89 49

Denver

Loss, Non-Conf, S Site, H Home A Away N Neutral

Detroit Mercy

Through Games Of Dec. 21, 2019

Average RPI Win:	0	WON-LOST	WINNING	LAST 10	STRENGTH OF	OPP. STRENGTH	TEAM	ADJ.	CONF.	ADJ CONF.
Average RPI Loss:	171	RECORD	PCT. RANK	GAMES	SCHEDULE	OF SCHEDULE	RPI	RPI	RPI	RPI
DIV. I ONLY	0- 11	338	0-10	152	263	326	326	18	18	
DIV. I NON-CONF.	0- 11	338	0-10	154	265	325	325	18	18	
TOTALS	RPI 1-25	RPI 26-50	W-L RECORDS	RPI 51-100	RPI 101-150	RPI 150+				
0- 11	0- 0	0- 0	OVERALL	0- 2	0- 3	0- 6				
0- 5	0- 0	0- 0	HOME	0- 1	0- 2	0- 2				
0- 4	0- 0	0- 0	AWAY	0- 1	0- 1	0- 2				
0- 2	0- 0	0- 0	NEUTRAL	0- 0	0- 0	0- 2				
0- 11	0- 0	0- 0	NON-CONFERENCE	0- 2	0- 3	0- 6				
0- 5	0- 0	0- 0	HOME	0- 1	0- 2	0- 2				
0- 4	0- 0	0- 0	AWAY	0- 1	0- 1	0- 2				
0- 2	0- 0	0- 0	NEUTRAL	0- 0	0- 0	0- 2				
0- 0	0- 0	0- 0	CONFERENCE	0- 0	0- 0	0- 0				
0- 0	0- 0	0- 0	HOME	0- 0	0- 0	0- 0				
0- 0	0- 0	0- 0	AWAY	0- 0	0- 0	0- 0				
0- 0	0- 0	0- 0	NEUTRAL	0- 0	0- 0	0- 0				

RPI 1-25			RPI 26-50			RPI 51-100			RPI 101+			Team's RPI: 326
RPI	S	Opponent	Score	RPI	S	Opponent	Score	RPI	S	Opponent	Score	
						77 H Loyola Chicago	60 89	118 H Akron			60 81	
						94 A Butler	60 82	137 A Michigan St.			52 110	
								141 H Valparaiso			58 77	
								172 A George Mason			62 75	
								194 H Toledo			64 82	
								196 H Eastern Mich.			70 84	
								235 A Western Mich.			67 82	
								237 N Tennessee Tech			47 69	
								283 N Sacred Heart			60 66	
LAST 10 Division I												
						118 H Akron	60 81	196 H Eastern Mich.			70 84	
						235 A Western Mich.	67 82	194 H Toledo			64 82	
						172 A George Mason	62 75	141 H Valparaiso			58 77	
						94 A Butler	60 82	237 N Tennessee Tech			47 69	
						137 A Michigan St.	52 110	283 N Sacred Heart			60 66	

Non-Div I Games:

Detroit Mercy

Loss, Non-Conf, S Site, H Home A Away N Neutral

Drake

Through Games Of Dec. 21, 2019

Average RPI Win:	144	WON-LOST	WINNING	LAST 10	STRENGTH OF	OPP. STRENGTH	TEAM	ADJ.	CONF.	ADJ CONF.
Average RPI Loss:	24	RECORD	PCT. RANK	GAMES	SCHEDULE	OF SCHEDULE	RPI	RPI	RPI	RPI
DIV. I ONLY	6- 4	126	6-4	22	22	29	29	7	7	
DIV. I NON-CONF.	6- 4	124	6-4	21	22	29	29	7	7	
TOTALS	RPI 1-25	RPI 26-50	W-L RECORDS	RPI 51-100	RPI 101-150	RPI 150+				
6- 4	1- 3	0- 1	OVERALL	0- 0	3- 0	2- 0				
4- 0	1- 0	0- 0	HOME	0- 0	2- 0	1- 0				
0- 3	0- 2	0- 1	AWAY	0- 0	0- 0	0- 0				
2- 1	0- 1	0- 0	NEUTRAL	0- 0	1- 0	1- 0				
6- 4	1- 3	0- 1	NON-CONFERENCE	0- 0	3- 0	2- 0				
4- 0	1- 0	0- 0	HOME	0- 0	2- 0	1- 0				
0- 3	0- 2	0- 1	AWAY	0- 0	0- 0	0- 0				
2- 1	0- 1	0- 0	NEUTRAL	0- 0	1- 0	1- 0				
0- 0	0- 0	0- 0	CONFERENCE	0- 0	0- 0	0- 0				
0- 0	0- 0	0- 0	HOME	0- 0	0- 0	0- 0				
0- 0	0- 0	0- 0	AWAY	0- 0	0- 0	0- 0				
0- 0	0- 0	0- 0	NEUTRAL	0- 0	0- 0	0- 0				

RPI 1-25				RPI 26-50				Team's RPI: 29				RPI 51-100				RPI 101+			
RPI	S	Opponent	Score	RPI	S	Opponent	Score	RPI	S	Opponent	Score	RPI	S	Opponent	Score	RPI	S	Opponent	Score
12	H	Creighton	63 53	39	A	Oklahoma	84 93									106	N	Auburn	83 82
15	A	Iowa	67 79													118	H	South Dakota St.	74 67
18	N	Purdue	47 67													133	H	Iowa St.	86 81
23	A	South Dakota	94 102													228	H	Western Ill.	94 75
																267	N	Maine	94 62
LAST 10 Division I																			
228	H	Western Ill.	94 75	15	A	Iowa	67 79												
12	H	Creighton	63 53	39	A	Oklahoma	84 93												
23	A	South Dakota	94 102	106	N	Auburn	83 82												
133	H	Iowa St.	86 81	267	N	Maine	94 62												
118	H	South Dakota St.	74 67	18	N	Purdue	47 67												

Non-Div I Games: Waldorf 103 18

Drake

Loss, Non-Conf, S Site, H Home A Away N Neutral

Average RPI Win:	141	WON-LOST	WINNING	LAST 10	STRENGTH OF	OPP. STRENGTH	TEAM	ADJ.	CONF.	ADJ CONF.
Average RPI Loss:	69	RECORD	PCT. RANK	GAMES	SCHEDULE	OF SCHEDULE	RPI	RPI	RPI	RPI
DIV. I ONLY	6- 5	153	5-5	36	119	62	62	16	16	
DIV. I NON-CONF.	6- 5	153	5-5	37	119	63	63	16	16	
TOTALS	RPI 1-25	RPI 26-50	W-L RECORDS	RPI 51-100	RPI 101-150	RPI 150+				
6- 5	0- 1	0- 0	OVERALL	0- 4	4- 0	2- 0				
4- 1	0- 0	0- 0	HOME	0- 1	3- 0	1- 0				
2- 3	0- 1	0- 0	AWAY	0- 2	1- 0	1- 0				
0- 1	0- 0	0- 0	NEUTRAL	0- 1	0- 0	0- 0				
6- 5	0- 1	0- 0	NON-CONFERENCE	0- 4	4- 0	2- 0				
4- 1	0- 0	0- 0	HOME	0- 1	3- 0	1- 0				
2- 3	0- 1	0- 0	AWAY	0- 2	1- 0	1- 0				
0- 1	0- 0	0- 0	NEUTRAL	0- 1	0- 0	0- 0				
0- 0	0- 0	0- 0	CONFERENCE	0- 0	0- 0	0- 0				
0- 0	0- 0	0- 0	HOME	0- 0	0- 0	0- 0				
0- 0	0- 0	0- 0	AWAY	0- 0	0- 0	0- 0				
0- 0	0- 0	0- 0	NEUTRAL	0- 0	0- 0	0- 0				

RPI 1-25				RPI 26-50				RPI 51-100 Team's RPI: 62				RPI 101+			
RPI	S	Opponent	Score	RPI	S	Opponent	Score	RPI	S	Opponent	Score	RPI	S	Opponent	Score
8	A	DePaul	57 81					73	N	Buffalo	59 63	101	H	Richmond	58 52
								78	H	Pacific	51 58	110	H	Villanova	54 52
								88	A	Penn	49 53	131	H	Davidson	74 63
								100	A	Bucknell	49 60	148	A	Saint Joseph's	62 52
												175	H	La Salle	69 31
												178	A	Quinnipiac	66 62
LAST 10 Division I															
		73 N Buffalo	59 63			88 A Penn	49 53								
		101 H Richmond	58 52			175 H La Salle	69 31								
		78 H Pacific	51 58			100 A Bucknell	49 60								
		8 A DePaul	57 81			110 H Villanova	54 52								
		131 H Davidson	74 63			148 A Saint Joseph's	62 52								

Non-Div I Games:

Drexel

Average RPI Win:	168	WON-LOST	WINNING	LAST 10	STRENGTH OF	OPP. STRENGTH	TEAM	ADJ.	CONF.	ADJ CONF.
Average RPI Loss:	33	RECORD	PCT. RANK	GAMES	SCHEDULE	OF SCHEDULE	RPI	RPI	RPI	RPI
DIV. I ONLY	7- 4	99	6-4	3	200	24	24	3	3	
DIV. I NON-CONF.	6- 4	124	5-4	3	206	26	26	3	3	
TOTALS	RPI 1-25	RPI 26-50	W-L RECORDS	RPI 51-100	RPI 101-150	RPI 150+				
7- 4	0- 3	1- 0	OVERALL	2- 1	1- 0	3- 0				
6- 1	0- 1	1- 0	HOME	2- 0	1- 0	2- 0				
1- 3	0- 2	0- 0	AWAY	0- 1	0- 0	1- 0				
0- 0	0- 0	0- 0	NEUTRAL	0- 0	0- 0	0- 0				
6- 4	0- 3	1- 0	NON-CONFERENCE	1- 1	1- 0	3- 0				
5- 1	0- 1	1- 0	HOME	1- 0	1- 0	2- 0				
1- 3	0- 2	0- 0	AWAY	0- 1	0- 0	1- 0				
0- 0	0- 0	0- 0	NEUTRAL	0- 0	0- 0	0- 0				
1- 0	0- 0	0- 0	CONFERENCE	1- 0	0- 0	0- 0				
1- 0	0- 0	0- 0	HOME	1- 0	0- 0	0- 0				
0- 0	0- 0	0- 0	AWAY	0- 0	0- 0	0- 0				
0- 0	0- 0	0- 0	NEUTRAL	0- 0	0- 0	0- 0				

RPI 1-25				Team's RPI: 24	RPI 26-50				RPI 51-100				RPI 101+			
RPI	S	Opponent	Score		RPI	S	Opponent	Score	RPI	S	Opponent	Score	RPI	S	Opponent	Score
7	A	South Carolina	46	89	47	H	Troy	99 85	88	H	Penn	66 50	131	H	Davidson	82 52
10	A	Texas A&M	58	79					91	H	Boston College	85 73	260	A	UNLV	57 45
19	H	Northwestern	42	63					95	A	Nebraska	79 83	262	H	Idaho St.	85 66
													300	H	High Point	93 57
LAST 10 Division I																
47	H	Troy	99	85	7	A	South Carolina	46	89							
262	H	Idaho St.	85	66	91	H	Boston College	85	73							
19	H	Northwestern	42	63	95	A	Nebraska	79	83							
260	A	UNLV	57	45	88	H	Penn	66	50							
10	A	Texas A&M	58	79	131	H	Davidson	82	52							

Non-Div I Games:

Duke

Average RPI Win:	218	WON-LOST	WINNING	LAST 10	STRENGTH OF	OPP. STRENGTH	TEAM	ADJ.	CONF.	ADJ CONF.
Average RPI Loss:	61	RECORD	PCT. RANK	GAMES	SCHEDULE	OF SCHEDULE	RPI	RPI	RPI	RPI
DIV. I ONLY	10- 2	37	10-0	286	93	93	93	11	11	
DIV. I NON-CONF.	10- 2	37	10-0	290	94	93	93	11	11	
TOTALS	RPI 1-25	RPI 26-50	W-L RECORDS	RPI 51-100	RPI 101-150	RPI 150+				
10- 2	0- 0	0- 0	OVERALL	0- 2	1- 0	9- 0				
4- 1	0- 0	0- 0	HOME	0- 1	0- 0	4- 0				
6- 1	0- 0	0- 0	AWAY	0- 1	1- 0	5- 0				
0- 0	0- 0	0- 0	NEUTRAL	0- 0	0- 0	0- 0				
10- 2	0- 0	0- 0	NON-CONFERENCE	0- 2	1- 0	9- 0				
4- 1	0- 0	0- 0	HOME	0- 1	0- 0	4- 0				
6- 1	0- 0	0- 0	AWAY	0- 1	1- 0	5- 0				
0- 0	0- 0	0- 0	NEUTRAL	0- 0	0- 0	0- 0				
0- 0	0- 0	0- 0	CONFERENCE	0- 0	0- 0	0- 0				
0- 0	0- 0	0- 0	HOME	0- 0	0- 0	0- 0				
0- 0	0- 0	0- 0	AWAY	0- 0	0- 0	0- 0				
0- 0	0- 0	0- 0	NEUTRAL	0- 0	0- 0	0- 0				

RPI S	Opponent	Score	RPI S	Opponent	Score	RPI S	Opponent	Score	RPI S	Opponent	Score
						55	A Temple	72 85	118	A Akron	88 63
						66	H Kent St.	75 77	168	A Cornell	72 62
									194	H Toledo	79 74
									199	H Kennesaw St.	75 72
									200	A Iona	76 74
									206	H Saint Francis (PA)	72 69
									219	A Lafayette	73 65
									243	A Manhattan	76 65
									293	A Pittsburgh	81 62
									335	H Central Conn. St.	72 33
LAST 10 Division I											
335	H Central Conn. St.	72 33	199	H Kennesaw St.	75 72						
293	A Pittsburgh	81 62	206	H Saint Francis (PA)	72 69						
219	A Lafayette	73 65	168	A Cornell	72 62						
200	A Iona	76 74	194	H Toledo	79 74						
243	A Manhattan	76 65	118	A Akron	88 63						

Non-Div I Games:

Duquesne

■ Loss,
 ■ Non-Conf, S Site,
 ■ Home
 ■ Away
 N Neutral

Average RPI Win:	198	WON-LOST	WINNING	LAST 10	STRENGTH OF	OPP. STRENGTH	TEAM	ADJ.	CONF.	ADJ CONF.
Average RPI Loss:	157	RECORD	PCT. RANK	GAMES	SCHEDULE	OF SCHEDULE	RPI	RPI	RPI	RPI
DIV. I ONLY	4- 9	253	3-7	112	298	236	236	21	21	
DIV. I NON-CONF.	4- 9	250	3-7	112	297	237	237	21	21	
TOTALS	RPI 1-25	RPI 26-50	W-L RECORDS	RPI 51-100	RPI 101-150	RPI 150+				
4- 9	0- 0	0- 2	OVERALL	0- 1	2- 3	2- 3				
2- 5	0- 0	0- 0	HOME	0- 0	1- 3	1- 2				
2- 4	0- 0	0- 2	AWAY	0- 1	1- 0	1- 1				
0- 0	0- 0	0- 0	NEUTRAL	0- 0	0- 0	0- 0				
4- 9	0- 0	0- 2	NON-CONFERENCE	0- 1	2- 3	2- 3				
2- 5	0- 0	0- 0	HOME	0- 0	1- 3	1- 2				
2- 4	0- 0	0- 2	AWAY	0- 1	1- 0	1- 1				
0- 0	0- 0	0- 0	NEUTRAL	0- 0	0- 0	0- 0				
0- 0	0- 0	0- 0	CONFERENCE	0- 0	0- 0	0- 0				
0- 0	0- 0	0- 0	HOME	0- 0	0- 0	0- 0				
0- 0	0- 0	0- 0	AWAY	0- 0	0- 0	0- 0				
0- 0	0- 0	0- 0	NEUTRAL	0- 0	0- 0	0- 0				

RPI 1-25				RPI 26-50				RPI 51-100				RPI 101+				Team's RPI: 236	
RPI	S	Opponent	Score	RPI	S	Opponent	Score	RPI	S	Opponent	Score	RPI	S	Opponent	Score		
				30	A	Georgia Tech	48 87	81	A	N.C. A&T	69 80	112	A	Liberty	63 62		
				47	A	Troy	61 79					129	H	Tennessee	68 72		
												131	H	Davidson	60 75		
												134	H	Wake Forest	67 60		
												136	H	Cleveland St.	54 62		
												269	H	South Alabama	65 60		
												274	H	UNC Asheville	54 72		
												275	A	Appalachian St.	67 61		
												282	H	Radford	43 67		
												300	A	High Point	62 80		
LAST 10 Division I																	
				131	H	Davidson	60 75	269	H	South Alabama	65 60						
				275	A	Appalachian St.	67 61	30	A	Georgia Tech	48 87						
				274	H	UNC Asheville	54 72	47	A	Troy	61 79						
				282	H	Radford	43 67	136	H	Cleveland St.	54 62						
				81	A	N.C. A&T	69 80	134	H	Wake Forest	67 60						

Non-Div I Games:

ETSU

■ Loss,
 ■ Non-Conf,
 ■ S Site,
 ■ H Home
 ■ A Away
 N Neutral

East Carolina

Through Games Of Dec. 21, 2019

Average RPI Win:	302	WON-LOST	WINNING	LAST 10	STRENGTH OF	OPP. STRENGTH	TEAM	ADJ.	CONF.	ADJ CONF.
Average RPI Loss:	118	RECORD	PCT. RANK	GAMES	SCHEDULE	OF SCHEDULE	RPI	RPI	RPI	RPI
DIV. I ONLY	3- 9	271	2-8	87	226	242	242	8	8	
DIV. I NON-CONF.	3- 9	271	2-8	89	229	244	244	8	8	
TOTALS	RPI 1-25	RPI 26-50	W-L RECORDS	RPI 51-100	RPI 101-150	RPI 150+				
3- 9	0- 1	0- 1	OVERALL	0- 1	0- 3	3- 3				
2- 4	0- 0	0- 1	HOME	0- 1	0- 0	2- 2				
1- 3	0- 0	0- 0	AWAY	0- 0	0- 2	1- 1				
0- 2	0- 1	0- 0	NEUTRAL	0- 0	0- 1	0- 0				
3- 9	0- 1	0- 1	NON-CONFERENCE	0- 1	0- 3	3- 3				
2- 4	0- 0	0- 1	HOME	0- 1	0- 0	2- 2				
1- 3	0- 0	0- 0	AWAY	0- 0	0- 2	1- 1				
0- 2	0- 1	0- 0	NEUTRAL	0- 0	0- 1	0- 0				
0- 0	0- 0	0- 0	CONFERENCE	0- 0	0- 0	0- 0				
0- 0	0- 0	0- 0	HOME	0- 0	0- 0	0- 0				
0- 0	0- 0	0- 0	AWAY	0- 0	0- 0	0- 0				
0- 0	0- 0	0- 0	NEUTRAL	0- 0	0- 0	0- 0				

RPI S	Opponent	Score	RPI S	Opponent	Score	RPI S	Opponent	Score	RPI S	Opponent	Score	Team's RPI: 242
19 N	Northwestern	45 64	35 H	Charlotte	47 59	82 H	Middle Tenn.	66 68	112 A	Liberty	66 81	
									130 N	Dayton	68 94	
									134 A	Wake Forest	53 76	
									174 H	William & Mary	68 78	
									179 H	Howard	51 67	
									195 A	VCU	40 53	
									291 A	Longwood	64 61	
									305 H	UMES	57 42	
									310 H	USC Upstate	69 48	
LAST 10 Division I												
291 A	Longwood	64 61	130 N	Dayton	68 94							
305 H	UMES	57 42	19 N	Northwestern	45 64							
195 A	VCU	40 53	179 H	Howard	51 67							
35 H	Charlotte	47 59	112 A	Liberty	66 81							
174 H	William & Mary	68 78	134 A	Wake Forest	53 76							

Non-Div I Games:

East Carolina

Loss, Non-Conf, S Site, H Home A Away N Neutral

Average RPI Win:	296	WON-LOST	WINNING	LAST 10	STRENGTH OF	OPP. STRENGTH	TEAM	ADJ.	CONF.	ADJ CONF.
Average RPI Loss:	151	RECORD	PCT. RANK	GAMES	SCHEDULE	OF SCHEDULE	RPI	RPI	RPI	RPI
DIV. I ONLY	5- 4	142	5-4	330	216	253	253	20	20	
DIV. I NON-CONF.	5- 4	139	5-4	331	219	254	254	20	20	
TOTALS	RPI 1-25	RPI 26-50	W-L RECORDS	RPI 51-100	RPI 101-150	RPI 150+				
5- 4	0- 0	0- 0	OVERALL	0- 2	0- 0	5- 2				
1- 2	0- 0	0- 0	HOME	0- 1	0- 0	1- 1				
3- 2	0- 0	0- 0	AWAY	0- 1	0- 0	3- 1				
1- 0	0- 0	0- 0	NEUTRAL	0- 0	0- 0	1- 0				
5- 4	0- 0	0- 0	NON-CONFERENCE	0- 2	0- 0	5- 2				
1- 2	0- 0	0- 0	HOME	0- 1	0- 0	1- 1				
3- 2	0- 0	0- 0	AWAY	0- 1	0- 0	3- 1				
1- 0	0- 0	0- 0	NEUTRAL	0- 0	0- 0	1- 0				
0- 0	0- 0	0- 0	CONFERENCE	0- 0	0- 0	0- 0				
0- 0	0- 0	0- 0	HOME	0- 0	0- 0	0- 0				
0- 0	0- 0	0- 0	AWAY	0- 0	0- 0	0- 0				
0- 0	0- 0	0- 0	NEUTRAL	0- 0	0- 0	0- 0				

RPI 1-25			RPI 26-50			RPI 51-100			RPI 101+			Team's RPI: 253
RPI	S	Opponent	Score	RPI	S	Opponent	Score	RPI	S	Opponent	Score	
						77 H Loyola Chicago	51 67	154 A Northern Ill.			48 61	
						86 A Wisconsin	55 63	228 N Western Ill.			60 52	
								279 H Omaha			65 52	
								287 H Indiana St.			57 59	
								315 A Lipscomb			66 56	
								325 A UIC			80 45	
								333 A Evansville			90 44	
LAST 10 Division I												
333 A Evansville			90 44	228 N Western Ill.			60 52					
325 A UIC			80 45	154 A Northern Ill.			48 61					
77 H Loyola Chicago			51 67	279 H Omaha			65 52					
287 H Indiana St.			57 59	315 A Lipscomb			66 56					
				86 A Wisconsin			55 63					

Non-Div I Games: Lindenwood (MO) 88 66

Eastern Ill.

Eastern Ky.

Through Games Of Dec. 21, 2019

Average RPI Win:	233	WON-LOST	WINNING	LAST 10	STRENGTH OF	OPP. STRENGTH	TEAM	ADJ.	CONF.	ADJ CONF.
Average RPI Loss:	97	RECORD	PCT. RANK	GAMES	SCHEDULE	OF SCHEDULE	RPI	RPI	RPI	RPI
DIV. I ONLY	5- 5	164	5-5	256	124	183	183	20	20	
DIV. I NON-CONF.	5- 5	163	5-5	261	126	182	182	20	20	
TOTALS	RPI 1-25	RPI 26-50	W-L RECORDS	RPI 51-100	RPI 101-150	RPI 150+				
5- 5	0- 0	0- 0	OVERALL	0- 3	1- 2	4- 0				
2- 2	0- 0	0- 0	HOME	0- 0	0- 2	2- 0				
3- 3	0- 0	0- 0	AWAY	0- 3	1- 0	2- 0				
0- 0	0- 0	0- 0	NEUTRAL	0- 0	0- 0	0- 0				
5- 5	0- 0	0- 0	NON-CONFERENCE	0- 3	1- 2	4- 0				
2- 2	0- 0	0- 0	HOME	0- 0	0- 2	2- 0				
3- 3	0- 0	0- 0	AWAY	0- 3	1- 0	2- 0				
0- 0	0- 0	0- 0	NEUTRAL	0- 0	0- 0	0- 0				
0- 0	0- 0	0- 0	CONFERENCE	0- 0	0- 0	0- 0				
0- 0	0- 0	0- 0	HOME	0- 0	0- 0	0- 0				
0- 0	0- 0	0- 0	AWAY	0- 0	0- 0	0- 0				
0- 0	0- 0	0- 0	NEUTRAL	0- 0	0- 0	0- 0				

RPI 1-25				RPI 26-50				RPI 51-100				RPI 101+				Team's RPI: 183	
RPI	S	Opponent	Score	RPI	S	Opponent	Score	RPI	S	Opponent	Score	RPI	S	Opponent	Score		
								58	A	IUPUI	42	72	125	H	Miami (OH)	57	75
								59	A	Vanderbilt	69	75	145	A	Memphis	63	60
								94	A	Butler	41	73	150	H	Youngstown St.	63	72
													229	H	Chattanooga	71	65
													234	H	Northern Ky.	69	62
													246	A	Xavier	56	55
													311	A	Mercer	61	60
LAST 10 Division I																	
				58	A	IUPUI	42	72	59	A	Vanderbilt	69	75				
				125	H	Miami (OH)	57	75	246	A	Xavier	56	55				
				94	A	Butler	41	73	150	H	Youngstown St.	63	72				
				145	A	Memphis	63	60	229	H	Chattanooga	71	65				
				234	H	Northern Ky.	69	62	311	A	Mercer	61	60				

Non-Div I Games: Alice Lloyd 102 65

Eastern Ky.

Loss, Non-Conf, S Site, H Home A Away N Neutral

Average RPI Win: 282		WON-LOST	WINNING	LAST 10	STRENGTH OF	OPP. STRENGTH	TEAM	ADJ.	CONF.	ADJ CONF.
Average RPI Loss: 107		RECORD	PCT. RANK	GAMES	SCHEDULE	OF SCHEDULE	RPI	RPI	RPI	RPI
DIV. I ONLY		4- 6	213	4-6	156	267	196	196	9	9
DIV. I NON-CONF.		4- 6	210	4-6	158	268	194	194	9	9
TOTALS	RPI 1-25	RPI 26-50		W-L RECORDS		RPI 51-100	RPI 101-150	RPI 150+		
4- 6	0- 0	0- 1		OVERALL		0- 1	0- 4	4- 0		
2- 2	0- 0	0- 1		HOME		0- 1	0- 0	2- 0		
2- 4	0- 0	0- 0		AWAY		0- 0	0- 4	2- 0		
0- 0	0- 0	0- 0		NEUTRAL		0- 0	0- 0	0- 0		
4- 6	0- 0	0- 1		NON-CONFERENCE		0- 1	0- 4	4- 0		
2- 2	0- 0	0- 1		HOME		0- 1	0- 0	2- 0		
2- 4	0- 0	0- 0		AWAY		0- 0	0- 4	2- 0		
0- 0	0- 0	0- 0		NEUTRAL		0- 0	0- 0	0- 0		
0- 0	0- 0	0- 0		CONFERENCE		0- 0	0- 0	0- 0		
0- 0	0- 0	0- 0		HOME		0- 0	0- 0	0- 0		
0- 0	0- 0	0- 0		AWAY		0- 0	0- 0	0- 0		
0- 0	0- 0	0- 0		NEUTRAL		0- 0	0- 0	0- 0		

RPI 1-25				RPI 26-50				RPI 51-100				RPI 101+				Team's RPI: 196	
RPI	S	Opponent	Score	RPI	S	Opponent	Score	RPI	S	Opponent	Score	RPI	S	Opponent	Score		
				38	H	Michigan	38 57	76	H	Southern Ill.	54 85	108	A	Binghamton	67 78		
												135	A	Wichita St.	52 63		
												137	A	Michigan St.	50 85		
												150	A	Youngstown St.	77 79		
												151	H	Southeast Mo. St.	69 64		
												324	H	Purdue Fort Wayne	64 40		
												325	A	UIC	68 59		
												326	A	Detroit Mercy	84 70		
LAST 10 Division I																	
				326	A	Detroit Mercy	84 70	325	A	UIC	68 59						
				76	H	Southern Ill.	54 85	324	H	Purdue Fort Wayne	64 40						
				151	H	Southeast Mo. St.	69 64	135	A	Wichita St.	52 63						
				150	A	Youngstown St.	77 79	108	A	Binghamton	67 78						
				137	A	Michigan St.	50 85	38	H	Michigan	38 57						

Non-Div I Games:	Olivet	95	38
------------------	--------	----	----

Eastern Mich.

Loss, Non-Conf, S Site, H Home A Away N Neutral

Average RPI Win:	0	WON-LOST	WINNING	LAST 10	STRENGTH OF	OPP. STRENGTH	TEAM	ADJ.	CONF.	ADJ CONF.
Average RPI Loss:	141	RECORD	PCT. RANK	GAMES	SCHEDULE	OF SCHEDULE	RPI	RPI	RPI	RPI
DIV. I ONLY	0- 8	338	0-8	12	257	247	247	19	19	
DIV. I NON-CONF.	0- 8	338	0-8	12	261	248	248	19	19	
TOTALS	RPI 1-25	RPI 26-50	W-L RECORDS	RPI 51-100	RPI 101-150	RPI 150+				
0- 8	0- 2	0- 0	OVERALL	0- 1	0- 1	0- 4				
0- 2	0- 0	0- 0	HOME	0- 1	0- 0	0- 1				
0- 5	0- 2	0- 0	AWAY	0- 0	0- 0	0- 3				
0- 1	0- 0	0- 0	NEUTRAL	0- 0	0- 1	0- 0				
0- 8	0- 2	0- 0	NON-CONFERENCE	0- 1	0- 1	0- 4				
0- 2	0- 0	0- 0	HOME	0- 1	0- 0	0- 1				
0- 5	0- 2	0- 0	AWAY	0- 0	0- 0	0- 3				
0- 1	0- 0	0- 0	NEUTRAL	0- 0	0- 1	0- 0				
0- 0	0- 0	0- 0	CONFERENCE	0- 0	0- 0	0- 0				
0- 0	0- 0	0- 0	HOME	0- 0	0- 0	0- 0				
0- 0	0- 0	0- 0	AWAY	0- 0	0- 0	0- 0				
0- 0	0- 0	0- 0	NEUTRAL	0- 0	0- 0	0- 0				

RPI 1-25				RPI 26-50				RPI 51-100				RPI 101+ Team's RPI: 247			
RPI	S	Opponent	Score	RPI	S	Opponent	Score	RPI	S	Opponent	Score	RPI	S	Opponent	Score
2	A	Stanford	27 92					74	H	Boise St.	61 63	113	N	Bradley	46 66
6	A	Gonzaga	44 84									193	A	Utah	49 87
												217	A	San Jose St.	66 84
												227	A	UMKC	55 66
												295	H	Pepperdine	52 53
LAST 10 Division I															
				113	N	Bradley	46 66	227	A	UMKC	55 66				
				217	A	San Jose St.	66 84	74	H	Boise St.	61 63				
				2	A	Stanford	27 92	295	H	Pepperdine	52 53				
								6	A	Gonzaga	44 84				
								193	A	Utah	49 87				

Non-Div I Games: Northwest Chrst. 81 62

Eastern Wash.

Average RPI Win:	290	WON-LOST	WINNING	LAST 10	STRENGTH OF	OPP. STRENGTH	TEAM	ADJ.	CONF.	ADJ CONF.
Average RPI Loss:	88	RECORD	PCT. RANK	GAMES	SCHEDULE	OF SCHEDULE	RPI	RPI	RPI	RPI
DIV. I ONLY	3- 6	234	3-6	47	259	176	176	16	16	
DIV. I NON-CONF.	3- 6	236	3-6	48	263	175	175	16	16	
TOTALS	RPI 1-25	RPI 26-50	W-L RECORDS	RPI 51-100	RPI 101-150	RPI 150+				
3- 6	0- 1	0- 0	OVERALL	0- 3	0- 2	3- 0				
2- 1	0- 0	0- 0	HOME	0- 0	0- 1	2- 0				
1- 3	0- 1	0- 0	AWAY	0- 2	0- 0	1- 0				
0- 2	0- 0	0- 0	NEUTRAL	0- 1	0- 1	0- 0				
3- 6	0- 1	0- 0	NON-CONFERENCE	0- 3	0- 2	3- 0				
2- 1	0- 0	0- 0	HOME	0- 0	0- 1	2- 0				
1- 3	0- 1	0- 0	AWAY	0- 2	0- 0	1- 0				
0- 2	0- 0	0- 0	NEUTRAL	0- 1	0- 1	0- 0				
0- 0	0- 0	0- 0	CONFERENCE	0- 0	0- 0	0- 0				
0- 0	0- 0	0- 0	HOME	0- 0	0- 0	0- 0				
0- 0	0- 0	0- 0	AWAY	0- 0	0- 0	0- 0				
0- 0	0- 0	0- 0	NEUTRAL	0- 0	0- 0	0- 0				

RPI S	Opponent	Score	RPI S	Opponent	Score	RPI S	Opponent	Score	RPI S	Opponent	Score	Team's RPI: 176
25	A NC State	49 62				58	N IUPUI	53 59	134	H Wake Forest	57 69	
						79	A Marist	55 63	143	N Coastal Caro.	65 76	
						90	A North Carolina	46 76	260	A UNLV	50 44	
									275	H Appalachian St.	67 66	
									336	H Western Caro.	68 24	
LAST 10 Division I												
143	N Coastal Caro.	65 76	260	A UNLV	50 44							
25	A NC State	49 62	134	H Wake Forest	57 69							
58	N IUPUI	53 59	90	A North Carolina	46 76							
336	H Western Caro.	68 24	79	A Marist	55 63							
			275	H Appalachian St.	67 66							

Non-Div I Games: Newberry 73 53

Elon

Average RPI Win:	332	WON-LOST	WINNING	LAST 10	STRENGTH OF	OPP. STRENGTH	TEAM	ADJ.	CONF.	ADJ CONF.
Average RPI Loss:	193	RECORD	PCT. RANK	GAMES	SCHEDULE	OF SCHEDULE	RPI	RPI	RPI	RPI
DIV. I ONLY	2- 7	285	2-7	285	334	333	333	7	7	
DIV. I NON-CONF.	2- 7	285	2-7	289	333	333	333	7	7	
TOTALS	RPI 1-25	RPI 26-50	W-L RECORDS	RPI 51-100	RPI 101-150	RPI 150+				
2- 7	0- 0	0- 0	OVERALL	0- 1	0- 1	2- 5				
2- 2	0- 0	0- 0	HOME	0- 0	0- 0	2- 2				
0- 5	0- 0	0- 0	AWAY	0- 1	0- 1	0- 3				
0- 0	0- 0	0- 0	NEUTRAL	0- 0	0- 0	0- 0				
2- 7	0- 0	0- 0	NON-CONFERENCE	0- 1	0- 1	2- 5				
2- 2	0- 0	0- 0	HOME	0- 0	0- 0	2- 2				
0- 5	0- 0	0- 0	AWAY	0- 1	0- 1	0- 3				
0- 0	0- 0	0- 0	NEUTRAL	0- 0	0- 0	0- 0				
0- 0	0- 0	0- 0	CONFERENCE	0- 0	0- 0	0- 0				
0- 0	0- 0	0- 0	HOME	0- 0	0- 0	0- 0				
0- 0	0- 0	0- 0	AWAY	0- 0	0- 0	0- 0				
0- 0	0- 0	0- 0	NEUTRAL	0- 0	0- 0	0- 0				

RPI 1-25	RPI 26-50	RPI 51-100	RPI 101+	Team's RPI: 333
RPI S Opponent Score	RPI S Opponent Score	RPI S Opponent Score	RPI S Opponent Score	
		67 A Austin Peay 64 80	115 A Illinois 44 59	
			151 A Southeast Mo. St. 60 83	
			180 H Murray St. 59 61	
			253 H Eastern Ill. 44 90	
			259 A SIUE 74 85	
			320 H Marshall 66 62	
			324 A Purdue Fort Wayne 64 67	
			343 H Chicago St. 76 42	
LAST 10 Division I				
343 H Chicago St. 76 42	320 H Marshall 66 62	67 A Austin Peay 64 80		
115 A Illinois 44 59	253 H Eastern Ill. 44 90	259 A SIUE 74 85		
324 A Purdue Fort Wayne 64 67	151 A Southeast Mo. St. 60 83			
180 H Murray St. 59 61				

Non-Div I Games: Brescia 77 61

Evansville

Average RPI Win:	172	WON-LOST	WINNING	LAST 10	STRENGTH OF	OPP. STRENGTH	TEAM	ADJ.	CONF.	ADJ CONF.
Average RPI Loss:	19	RECORD	PCT. RANK	GAMES	SCHEDULE	OF SCHEDULE	RPI	RPI	RPI	RPI
DIV. I ONLY	8- 2	51	8-2	140	38	43	43	14	14	
DIV. I NON-CONF.	8- 2	50	8-2	140	39	44	44	14	14	
TOTALS	RPI 1-25	RPI 26-50	W-L RECORDS	RPI 51-100	RPI 101-150	RPI 150+				
8- 2	0- 1	0- 1	OVERALL	2- 0	3- 0	3- 0				
2- 1	0- 0	0- 1	HOME	1- 0	0- 0	1- 0				
2- 1	0- 1	0- 0	AWAY	0- 0	1- 0	1- 0				
4- 0	0- 0	0- 0	NEUTRAL	1- 0	2- 0	1- 0				
8- 2	0- 1	0- 1	NON-CONFERENCE	2- 0	3- 0	3- 0				
2- 1	0- 0	0- 1	HOME	1- 0	0- 0	1- 0				
2- 1	0- 1	0- 0	AWAY	0- 0	1- 0	1- 0				
4- 0	0- 0	0- 0	NEUTRAL	1- 0	2- 0	1- 0				
0- 0	0- 0	0- 0	CONFERENCE	0- 0	0- 0	0- 0				
0- 0	0- 0	0- 0	HOME	0- 0	0- 0	0- 0				
0- 0	0- 0	0- 0	AWAY	0- 0	0- 0	0- 0				
0- 0	0- 0	0- 0	NEUTRAL	0- 0	0- 0	0- 0				

RPI 1-25				RPI 26-50				Team's RPI: 43				RPI 51-100				RPI 101+			
RPI	S	Opponent	Score	RPI	S	Opponent	Score	RPI	S	Opponent	Score	RPI	S	Opponent	Score	RPI	S	Opponent	Score
11	A	Princeton	53 67	27	H	LSU	63 74	71	N	Notre Dame	69 60	103	A	Houston	57 45	118	N	South Dakota St.	71 70
								83	H	UCF	72 50					147	N	South Fla.	81 77
																206	N	Saint Francis (PA)	97 64
																314	A	FIU	100 54
																335	H	Central Conn. St.	94 60
LAST 10 Division I																			
				27	H	LSU	63 74					71	N	Notre Dame	69 60				
				335	H	Central Conn. St.	94 60					206	N	Saint Francis (PA)	97 64				
				103	A	Houston	57 45					11	A	Princeton	53 67				
				118	N	South Dakota St.	71 70					83	H	UCF	72 50				
				147	N	South Fla.	81 77					314	A	FIU	100 54				

Non-Div I Games: Webber Int'l 99 48 Fla. Memorial 91 47 Johnson & Wales (FL89 56

FGCU

Loss, Non-Conf, S Site, H Home A Away N Neutral

Average RPI Win:	312	WON-LOST	WINNING	LAST 10	STRENGTH OF	OPP. STRENGTH	TEAM	ADJ.	CONF.	ADJ CONF.
Average RPI Loss:	147	RECORD	PCT. RANK	GAMES	SCHEDULE	OF SCHEDULE	RPI	RPI	RPI	RPI
DIV. I ONLY	3- 7	254	3-7	302	208	314	314	15	15	
DIV. I NON-CONF.	3- 7	251	3-7	303	210	313	313	15	15	
TOTALS	RPI 1-25	RPI 26-50	W-L RECORDS	RPI 51-100	RPI 101-150	RPI 150+				
3- 7	0- 0	0- 1	OVERALL	0- 2	0- 1	3- 3				
1- 6	0- 0	0- 1	HOME	0- 2	0- 1	1- 2				
2- 1	0- 0	0- 0	AWAY	0- 0	0- 0	2- 1				
0- 0	0- 0	0- 0	NEUTRAL	0- 0	0- 0	0- 0				
3- 7	0- 0	0- 1	NON-CONFERENCE	0- 2	0- 1	3- 3				
1- 6	0- 0	0- 1	HOME	0- 2	0- 1	1- 2				
2- 1	0- 0	0- 0	AWAY	0- 0	0- 0	2- 1				
0- 0	0- 0	0- 0	NEUTRAL	0- 0	0- 0	0- 0				
0- 0	0- 0	0- 0	CONFERENCE	0- 0	0- 0	0- 0				
0- 0	0- 0	0- 0	HOME	0- 0	0- 0	0- 0				
0- 0	0- 0	0- 0	AWAY	0- 0	0- 0	0- 0				
0- 0	0- 0	0- 0	NEUTRAL	0- 0	0- 0	0- 0				

RPI S	Opponent	Score	RPI S	Opponent	Score	RPI S	Opponent	Score	RPI S	Opponent	Score	Team's RPI: 314
43	H FGCU	54 100	67	H Austin Peay	56 58	138	H Bethune-Cookman	60 65	205	A Jacksonville	52 77	
			69	H North Florida	49 64	234	H Northern Ky.	45 67	276	H Oakland	49 58	
						301	H Grambling	56 55	313	A Georgia St.	70 63	
						322	A N.C. Central	59 58				
LAST 10 Division I												
67	H Austin Peay	56 58	276	H Oakland	49 58							
301	H Grambling	56 55	138	H Bethune-Cookman	60 65							
205	A Jacksonville	52 77	69	H North Florida	49 64							
322	A N.C. Central	59 58	313	A Georgia St.	70 63							
234	H Northern Ky.	45 67	43	H FGCU	54 100							



























Non-Div I Games:

FIU

Fairfield






Through Games Of Dec. 21, 2019

Average RPI Win:	305	WON-LOST	WINNING	LAST 10	STRENGTH OF	OPP. STRENGTH	TEAM	ADJ.	CONF.	ADJ CONF.
Average RPI Loss:	101	RECORD	PCT. RANK	GAMES	SCHEDULE	OF SCHEDULE	RPI	RPI	RPI	RPI
DIV. I ONLY	3- 5	225	3-5	219	189	220	220	23	23	
DIV. I NON-CONF.	3- 5	224	3-5	222	191	221	221	23	23	
TOTALS	RPI 1-25	RPI 26-50	W-L RECORDS	RPI 51-100	RPI 101-150	RPI 150+				
3- 5	0- 0	0- 0	OVERALL	0- 3	0- 0	3- 2				
2- 1	0- 0	0- 0	HOME	0- 0	0- 0	2- 1				
1- 4	0- 0	0- 0	AWAY	0- 3	0- 0	1- 1				
0- 0	0- 0	0- 0	NEUTRAL	0- 0	0- 0	0- 0				
3- 5	0- 0	0- 0	NON-CONFERENCE	0- 3	0- 0	3- 2				
2- 1	0- 0	0- 0	HOME	0- 0	0- 0	2- 1				
1- 4	0- 0	0- 0	AWAY	0- 3	0- 0	1- 1				
0- 0	0- 0	0- 0	NEUTRAL	0- 0	0- 0	0- 0				
0- 0	0- 0	0- 0	CONFERENCE	0- 0	0- 0	0- 0				
0- 0	0- 0	0- 0	HOME	0- 0	0- 0	0- 0				
0- 0	0- 0	0- 0	AWAY	0- 0	0- 0	0- 0				
0- 0	0- 0	0- 0	NEUTRAL	0- 0	0- 0	0- 0				

RPI 1-25			RPI 26-50			RPI 51-100			RPI 101+			Team's RPI: 220
RPI	S	Opponent	Score	RPI	S	Opponent	Score	RPI	S	Opponent	Score	
						52  St. John's (NY)	69  71	161  Rhode Island	41  74			
						55  Temple	59  77	169  Dartmouth	51  52			
						68  Seton Hall	44  74	252  Navy	66 52			
								321  Hofstra	73 64			
								341  LIU Brooklyn	53 51			
LAST 10 Division I												
						52  St. John's (NY)	69  71	341  LIU Brooklyn	53 51			
						321  Hofstra	73 64	68  Seton Hall	44  74			
						252  Navy	66 52	55  Temple	59  77			
						161  Rhode Island	41  74					
						169  Dartmouth	51  52					

Non-Div I Games:

Fairfield

 Loss,
  Non-Conf,
  S Site,
  H Home
  A Away
 N Neutral

Ralphie Brien				Through Games of Dec. 11, 1919						
Average RPI Win:	309	WON-LOST	WINNING	LAST 10	STRENGTH OF	OPP. STRENGTH	TEAM	ADJ.	CONF.	ADJ CONF.
Average RPI Loss:	226	RECORD	PCT. RANK	GAMES	SCHEDULE	OF SCHEDULE	RPI	RPI	RPI	RPI
DIV. I ONLY	3- 7	254	3-7	329	313	329	329	30	30	
DIV. I NON-CONF.	3- 7	251	3-7	330	312	328	328	30	30	

TOTALS	RPI 1-25		RPI 26-50	W-L RECORDS	RPI 51-100	RPI 101-150	RPI 150+			
3- 7	0- 0		0- 0	OVERALL	0- 0	0- 1	3- 6			
1- 4	0- 0		0- 0	HOME	0- 0	0- 1	1- 3			
2- 3	0- 0		0- 0	AWAY	0- 0	0- 0	2- 3			
0- 0	0- 0		0- 0	NEUTRAL	0- 0	0- 0	0- 0			
3- 7	0- 0		0- 0	NON-CONFERENCE	0- 0	0- 1	3- 6			
1- 4	0- 0		0- 0	HOME	0- 0	0- 1	1- 3			
2- 3	0- 0		0- 0	AWAY	0- 0	0- 0	2- 3			
0- 0	0- 0		0- 0	NEUTRAL	0- 0	0- 0	0- 0			
0- 0	0- 0		0- 0	CONFERENCE	0- 0	0- 0	0- 0			
0- 0	0- 0		0- 0	HOME	0- 0	0- 0	0- 0			
0- 0	0- 0		0- 0	AWAY	0- 0	0- 0	0- 0			
0- 0	0- 0		0- 0	NEUTRAL	0- 0	0- 0	0- 0			

RPI 1-25				RPI 26-50				RPI 51-100				RPI 101+				Team's RPI: 329	
RPI	S	Opponent	Score	RPI	S	Opponent	Score	RPI	S	Opponent	Score	RPI	S	Opponent	Score		
												108	H	Binghamton	48	60	
												179	A	Howard	56	64	
												219	A	Lafayette	29	61	
												243	H	Manhattan	61	62	
												258	H	Army West Point	68	70	
												284	H	Siena	67	58	
												285	H	Loyola Maryland	46	75	
												293	A	Pittsburgh	60	69	
												304	A	NJIT	68	59	
												338	A	Saint Peter's	77	71	
LAST 10 Division I																	
				304	A	NJIT	68	59	338	A	Saint Peter's	77	71				
				179	A	Howard	56	64	284	H	Siena	67	58				
				258	H	Army West Point	68	70	243	H	Manhattan	61	62				
				108	H	Binghamton	48	60	285	H	Loyola Maryland	46	75				
				293	A	Pittsburgh	60	69	219	A	Lafayette	29	61				

Non-Div I Games:

Fairleigh Dickinson

■ Loss, ■ Non-Conf, S Site, H Home A Away N Neutral

Fla. Atlantic

Through Games Of Dec. 21, 2019

Average RPI Win:	255	WON-LOST	WINNING	LAST 10	STRENGTH OF	OPP. STRENGTH	TEAM	ADJ.	CONF.	ADJ CONF.
Average RPI Loss:	71	RECORD	PCT. RANK	GAMES	SCHEDULE	OF SCHEDULE	RPI	RPI	RPI	RPI
DIV. I ONLY	6- 5	153	6-4	186	174	177	177	15	15	
DIV. I NON-CONF.	6- 5	153	6-4	186	176	176	176	15	15	
TOTALS	RPI 1-25	RPI 26-50	W-L RECORDS	RPI 51-100	RPI 101-150	RPI 150+				
6- 5	0- 1	0- 0	OVERALL	0- 2	0- 2	6- 0				
4- 3	0- 0	0- 0	HOME	0- 2	0- 1	4- 0				
2- 2	0- 1	0- 0	AWAY	0- 0	0- 1	2- 0				
0- 0	0- 0	0- 0	NEUTRAL	0- 0	0- 0	0- 0				
6- 5	0- 1	0- 0	NON-CONFERENCE	0- 2	0- 2	6- 0				
4- 3	0- 0	0- 0	HOME	0- 2	0- 1	4- 0				
2- 2	0- 1	0- 0	AWAY	0- 0	0- 1	2- 0				
0- 0	0- 0	0- 0	NEUTRAL	0- 0	0- 0	0- 0				
0- 0	0- 0	0- 0	CONFERENCE	0- 0	0- 0	0- 0				
0- 0	0- 0	0- 0	HOME	0- 0	0- 0	0- 0				
0- 0	0- 0	0- 0	AWAY	0- 0	0- 0	0- 0				
0- 0	0- 0	0- 0	NEUTRAL	0- 0	0- 0	0- 0				

RPI 1-25				RPI 26-50				RPI 51-100				RPI 101+ Team's RPI: 177			
RPI	S	Opponent	Score	RPI	S	Opponent	Score	RPI	S	Opponent	Score	RPI	S	Opponent	Score
15	A	Iowa	53 85					51	H	Kansas	60 90	101	A	Richmond	55 57
								63	H	Furman	63 69	124	H	Harvard	51 65
												164	A	Hampton	64 63
												226	H	Little Rock	79 72
												235	A	Western Mich.	80 79
												284	H	Siena	83 39
												285	H	Loyola Maryland	72 61
												335	H	Central Conn. St.	72 54
LAST 10 Division I															
335	H	Central Conn. St.	72 54	124	H	Harvard	51 65								
51	H	Kansas	60 90	63	H	Furman	63 69								
285	H	Loyola Maryland	72 61	284	H	Siena	83 39								
235	A	Western Mich.	80 79	101	A	Richmond	55 57								
226	H	Little Rock	79 72	164	A	Hampton	64 63								

Non-Div I Games:

Fla. Atlantic

Loss, Non-Conf, S Site, H Home A Away N Neutral

Average RPI Win:	268	WON-LOST	WINNING	LAST 10	STRENGTH OF	OPP. STRENGTH	TEAM	ADJ.	CONF.	ADJ CONF.
Average RPI Loss:	53	RECORD	PCT. RANK	GAMES	SCHEDULE	OF SCHEDULE	RPI	RPI	RPI	RPI
DIV. I ONLY	8- 4	86	6-4	292	112	189	189	4	4	
DIV. I NON-CONF.	8- 4	85	6-4	294	112	188	188	4	4	
TOTALS	RPI 1-25	RPI 26-50	W-L RECORDS	RPI 51-100	RPI 101-150	RPI 150+				
8- 4	0- 2	0- 0	OVERALL	0- 1	1- 1	7- 0				
5- 2	0- 2	0- 0	HOME	0- 0	1- 0	4- 0				
2- 1	0- 0	0- 0	AWAY	0- 1	0- 0	2- 0				
1- 1	0- 0	0- 0	NEUTRAL	0- 0	0- 1	1- 0				
8- 4	0- 2	0- 0	NON-CONFERENCE	0- 1	1- 1	7- 0				
5- 2	0- 2	0- 0	HOME	0- 0	1- 0	4- 0				
2- 1	0- 0	0- 0	AWAY	0- 1	0- 0	2- 0				
1- 1	0- 0	0- 0	NEUTRAL	0- 0	0- 1	1- 0				
0- 0	0- 0	0- 0	CONFERENCE	0- 0	0- 0	0- 0				
0- 0	0- 0	0- 0	HOME	0- 0	0- 0	0- 0				
0- 0	0- 0	0- 0	AWAY	0- 0	0- 0	0- 0				
0- 0	0- 0	0- 0	NEUTRAL	0- 0	0- 0	0- 0				

RPI 1-25				RPI 26-50				RPI 51-100				RPI 101+ Team's RPI: 189			
RPI	S	Opponent	Score	RPI	S	Opponent	Score	RPI	S	Opponent	Score	RPI	S	Opponent	Score
13	H	Indiana	49 73					51	A	Kansas	66 76	134	N	Wake Forest	68 73
14	H	Florida St.	55 66									149	H	Samford	84 48
												230	A	Prairie View	51 44
												246	N	Xavier	67 64
												271	H	Presbyterian	60 46
												291	H	Longwood	71 54
												301	A	Grambling	72 65
												311	H	Mercer	71 50
												348	H	Florida A&M	84 40
LAST 10 Division I															
311	H	Mercer	71 50	134	N	Wake Forest	68 73								
51	A	Kansas	66 76	246	N	Xavier	67 64								
230	A	Prairie View	51 44	13	H	Indiana	49 73								
348	H	Florida A&M	84 40	271	H	Presbyterian	60 46								
14	H	Florida St.	55 66	149	H	Samford	84 48								

Non-Div I Games:

Florida

Average RPI Win:	0	WON-LOST	WINNING	LAST 10	STRENGTH OF	OPP. STRENGTH	TEAM	ADJ.	CONF.	ADJ CONF.
Average RPI Loss:	259	RECORD	PCT. RANK	GAMES	SCHEDULE	OF SCHEDULE	RPI	RPI	RPI	RPI
DIV. I ONLY	0- 8	338	0-8	318	351	348	348	31	31	
DIV. I NON-CONF.	0- 8	338	0-8	318	351	348	348	31	31	
TOTALS	RPI 1-25	RPI 26-50	W-L RECORDS	RPI 51-100	RPI 101-150	RPI 150+				
0- 8	0- 0	0- 0	OVERALL	0- 0	0- 0	0- 8				
0- 2	0- 0	0- 0	HOME	0- 0	0- 0	0- 2				
0- 6	0- 0	0- 0	AWAY	0- 0	0- 0	0- 6				
0- 0	0- 0	0- 0	NEUTRAL	0- 0	0- 0	0- 0				
0- 8	0- 0	0- 0	NON-CONFERENCE	0- 0	0- 0	0- 8				
0- 2	0- 0	0- 0	HOME	0- 0	0- 0	0- 2				
0- 6	0- 0	0- 0	AWAY	0- 0	0- 0	0- 6				
0- 0	0- 0	0- 0	NEUTRAL	0- 0	0- 0	0- 0				
0- 0	0- 0	0- 0	CONFERENCE	0- 0	0- 0	0- 0				
0- 0	0- 0	0- 0	HOME	0- 0	0- 0	0- 0				
0- 0	0- 0	0- 0	AWAY	0- 0	0- 0	0- 0				
0- 0	0- 0	0- 0	NEUTRAL	0- 0	0- 0	0- 0				

RPI 1-25			RPI 26-50			RPI 51-100			RPI 101+			Team's RPI: 348
RPI	S	Opponent	Score	RPI	S	Opponent	Score	RPI	S	Opponent	Score	
								171	A	Texas Tech	60	98
								189	A	Florida	40	84
								197	H	Alabama A&M	53	77
								205	H	Jacksonville	54	88
								310	A	USC Upstate	61	74
								319	A	Alcorn	42	58
								337	A	Mississippi Val.	70	71
								342	A	Jacksonville St.	67	72
LAST 10 Division I												
319	A	Alcorn	42	58	197	H	Alabama A&M	53	77			
337	A	Mississippi Val.	70	71	205	H	Jacksonville	54	88			
189	A	Florida	40	84	310	A	USC Upstate	61	74			
171	A	Texas Tech	60	98								
342	A	Jacksonville St.	67	72								

Non-Div I Games: Johnson (FL) 102 40 Trinity Baptist 103 54

Florida A&M

Average RPI Win:	153	WON-LOST	WINNING	LAST 10	STRENGTH OF	OPP. STRENGTH	TEAM	ADJ.	CONF.	ADJ CONF.
Average RPI Loss:	0	RECORD	PCT. RANK	GAMES	SCHEDULE	OF SCHEDULE	RPI	RPI	RPI	RPI
DIV. I ONLY	11- 0	1	10-0	130	63	14	14	3	3	
DIV. I NON-CONF.	10- 0	1	9-0	102	77	14	14	3	3	
TOTALS	RPI 1-25	RPI 26-50	W-L RECORDS	RPI 51-100	RPI 101-150	RPI 150+				
11- 0	1- 0	1- 0	OVERALL	2- 0	2- 0	5- 0				
6- 0	0- 0	0- 0	HOME	2- 0	2- 0	2- 0				
4- 0	0- 0	1- 0	AWAY	0- 0	0- 0	3- 0				
1- 0	1- 0	0- 0	NEUTRAL	0- 0	0- 0	0- 0				
10- 0	1- 0	1- 0	NON-CONFERENCE	2- 0	2- 0	4- 0				
6- 0	0- 0	0- 0	HOME	2- 0	2- 0	2- 0				
3- 0	0- 0	1- 0	AWAY	0- 0	0- 0	2- 0				
1- 0	1- 0	0- 0	NEUTRAL	0- 0	0- 0	0- 0				
1- 0	0- 0	0- 0	CONFERENCE	0- 0	0- 0	1- 0				
0- 0	0- 0	0- 0	HOME	0- 0	0- 0	0- 0				
1- 0	0- 0	0- 0	AWAY	0- 0	0- 0	1- 0				
0- 0	0- 0	0- 0	NEUTRAL	0- 0	0- 0	0- 0				

RPI 1-25				RPI 26-50				RPI 51-100				RPI 101+			
RPI	S	Opponent	Score	RPI	S	Opponent	Score	RPI	S	Opponent	Score	RPI	S	Opponent	Score
10	N	Texas A&M	80 58	27	A	LSU	70 62	52	H	St. John's (NY)	74 70	137	H	Michigan St.	78 68
								69	H	North Florida	70 41	149	H	Samford	88 59
												189	A	Florida	66 55
												191	A	Clemson	81 64
												205	H	Jacksonville	75 41
												325	A	UIC	86 42
												331	H	Charleston So.	88 36
LAST 10 Division I															
10	N	Texas A&M	80 58	69	H	North Florida	70 41								
189	A	Florida	66 55	52	H	St. John's (NY)	74 70								
325	A	UIC	86 42	191	A	Clemson	81 64								
149	H	Samford	88 59	137	H	Michigan St.	78 68								
205	H	Jacksonville	75 41	27	A	LSU	70 62								

Non-Div I Games:

Florida St.

Average RPI Win: 174	WON-LOST	WINNING	LAST 10	STRENGTH OF	OPP. STRENGTH	TEAM	ADJ.	CONF.	ADJ CONF.
Average RPI Loss: 122	RECORD	PCT. RANK	GAMES	SCHEDULE	OF SCHEDULE	RPI	RPI	RPI	RPI
DIV. I ONLY	6- 5	153	6-4	161	101	142	142	11	11
DIV. I NON-CONF.	6- 5	153	6-4	165	101	145	145	11	11

TOTALS	RPI 1-25	RPI 26-50	W-L RECORDS	RPI 51-100	RPI 101-150	RPI 150+			
6- 5	0- 0	1- 1	OVERALL	1- 1	0- 1	4- 2			
3- 2	0- 0	0- 0	HOME	0- 1	0- 1	3- 0			
2- 2	0- 0	1- 0	AWAY	0- 0	0- 0	1- 2			
1- 1	0- 0	0- 1	NEUTRAL	1- 0	0- 0	0- 0			
6- 5	0- 0	1- 1	NON-CONFERENCE	1- 1	0- 1	4- 2			
3- 2	0- 0	0- 0	HOME	0- 1	0- 1	3- 0			
2- 2	0- 0	1- 0	AWAY	0- 0	0- 0	1- 2			
1- 1	0- 0	0- 1	NEUTRAL	1- 0	0- 0	0- 0			
0- 0	0- 0	0- 0	CONFERENCE	0- 0	0- 0	0- 0			
0- 0	0- 0	0- 0	HOME	0- 0	0- 0	0- 0			
0- 0	0- 0	0- 0	AWAY	0- 0	0- 0	0- 0			
0- 0	0- 0	0- 0	NEUTRAL	0- 0	0- 0	0- 0			

RPI 1-25				RPI 26-50				RPI 51-100				RPI 101+				Team's RPI: 142	
RPI	S	Opponent	Score	RPI	S	Opponent	Score	RPI	S	Opponent	Score	RPI	S	Opponent	Score		
				35	A	Charlotte	76 51	71	H	Notre Dame	55 60	110	H	Villanova	66 73		
				48	N	Arkansas	59 71	84	N	Lehigh	59 57	162	A	Columbia	51 70		
												188	H	Northeastern	74 58		
												221	A	Penn St.	59 72		
												232	H	Georgetown	67 54		
												243	A	Manhattan	51 45		
												263	H	Southern U.	65 52		
LAST 10 Division I																	
				48	N	Arkansas	59 71	263	H	Southern U.	65 52						
				35	A	Charlotte	76 51	232	H	Georgetown	67 54						
				188	H	Northeastern	74 58	243	A	Manhattan	51 45						
				110	H	Villanova	66 73	84	N	Lehigh	59 57						
				221	A	Penn St.	59 72	162	A	Columbia	51 70						

Non-Div I Games:

Fordham

Average RPI Win:	242	WON-LOST	WINNING	LAST 10	STRENGTH OF	OPP. STRENGTH	TEAM	ADJ.	CONF.	ADJ CONF.
Average RPI Loss:	120	RECORD	PCT. RANK	GAMES	SCHEDULE	OF SCHEDULE	RPI	RPI	RPI	RPI
DIV. I ONLY	7- 4	99	6-4	289	126	170	170	24	24	
DIV. I NON-CONF.	5- 4	139	4-4	279	121	189	189	24	24	
TOTALS	RPI 1-25	RPI 26-50	W-L RECORDS	RPI 51-100	RPI 101-150	RPI 150+				
7- 4	0- 0	0- 0	OVERALL	0- 1	1- 2	6- 1				
3- 1	0- 0	0- 0	HOME	0- 0	0- 1	3- 0				
3- 2	0- 0	0- 0	AWAY	0- 0	1- 1	2- 1				
1- 1	0- 0	0- 0	NEUTRAL	0- 1	0- 0	1- 0				
5- 4	0- 0	0- 0	NON-CONFERENCE	0- 1	1- 2	4- 1				
2- 1	0- 0	0- 0	HOME	0- 0	0- 1	2- 0				
2- 2	0- 0	0- 0	AWAY	0- 0	1- 1	1- 1				
1- 1	0- 0	0- 0	NEUTRAL	0- 1	0- 0	1- 0				
2- 0	0- 0	0- 0	CONFERENCE	0- 0	0- 0	2- 0				
1- 0	0- 0	0- 0	HOME	0- 0	0- 0	1- 0				
1- 0	0- 0	0- 0	AWAY	0- 0	0- 0	1- 0				
0- 0	0- 0	0- 0	NEUTRAL	0- 0	0- 0	0- 0				

RPI 1-25			RPI 26-50			RPI 51-100			RPI 101+			Team's RPI: 170
RPI	S	Opponent	Score	RPI	S	Opponent	Score	RPI	S	Opponent	Score	
						60 N Yale	67 87			114 A Santa Clara	66 90	
										120 H BYU	65 71	
										146 A Montana	76 63	
										187 A Portland	64 75	
										224 H Northern Ariz.	83 66	
										232 N Georgetown	82 69	
										244 H Utah St.	76 64	
										260 A UNLV	72 66	
										273 H UC Davis	73 65	
										318 A Cal Poly	79 52	
LAST 10 Division I												
						60 N Yale	67 87			114 A Santa Clara	66 90	
						224 H Northern Ariz.	83 66			244 H Utah St.	76 64	
						120 H BYU	65 71			260 A UNLV	72 66	
						187 A Portland	64 75			232 N Georgetown	82 69	
						146 A Montana	76 63			273 H UC Davis	73 65	

Non-Div I Games: La Verne 111 56

Fresno St.

Average RPI Win:	189	WON-LOST	WINNING	LAST 10	STRENGTH OF	OPP. STRENGTH	TEAM	ADJ.	CONF.	ADJ CONF.
Average RPI Loss:	95	RECORD	PCT. RANK	GAMES	SCHEDULE	OF SCHEDULE	RPI	RPI	RPI	RPI
DIV. I ONLY	7- 4	99	7-3	163	59	63	63	21	21	
DIV. I NON-CONF.	7- 4	100	7-3	167	58	64	64	21	21	
TOTALS	RPI 1-25	RPI 26-50	W-L RECORDS	RPI 51-100	RPI 101-150	RPI 150+				
7- 4	0- 0	0- 1	OVERALL	0- 2	2- 0	5- 1				
3- 0	0- 0	0- 0	HOME	0- 0	0- 0	3- 0				
3- 4	0- 0	0- 1	AWAY	0- 2	1- 0	2- 1				
1- 0	0- 0	0- 0	NEUTRAL	0- 0	1- 0	0- 0				
7- 4	0- 0	0- 1	NON-CONFERENCE	0- 2	2- 0	5- 1				
3- 0	0- 0	0- 0	HOME	0- 0	0- 0	3- 0				
3- 4	0- 0	0- 1	AWAY	0- 2	1- 0	2- 1				
1- 0	0- 0	0- 0	NEUTRAL	0- 0	1- 0	0- 0				
0- 0	0- 0	0- 0	CONFERENCE	0- 0	0- 0	0- 0				
0- 0	0- 0	0- 0	HOME	0- 0	0- 0	0- 0				
0- 0	0- 0	0- 0	AWAY	0- 0	0- 0	0- 0				
0- 0	0- 0	0- 0	NEUTRAL	0- 0	0- 0	0- 0				

RPI 1-25				RPI 26-50				RPI 51-100				Team's RPI: 63	RPI 101+			
RPI	S	Opponent	Score	RPI	S	Opponent	Score	RPI	S	Opponent	Score		RPI	S	Opponent	Score
				46	A	Georgia	48 77	59	A	Vanderbilt	46 74		101	A	Richmond	70 69
								82	A	Middle Tenn.	62 78		148	N	Saint Joseph's	63 48
													153	A	Gardner-Webb	72 67
													164	H	Hampton	70 65
													177	A	Fla. Atlantic	69 63
													191	A	Clemson	71 77
													266	H	Ga. Southern	78 63
													313	H	Georgia St.	62 55
LAST 10 Division I																
				313	H	Georgia St.	62 55	148	N	Saint Joseph's	63 48					
				153	A	Gardner-Webb	72 67	177	A	Fla. Atlantic	69 63					
				82	A	Middle Tenn.	62 78	46	A	Georgia	48 77					
				59	A	Vanderbilt	46 74	101	A	Richmond	70 69					
				164	H	Hampton	70 65	266	H	Ga. Southern	78 63					

Non-Div I Games: North Greenville 88 51

Furman

Ga. Southern

Through Games Of Dec. 21, 2019

Average RPI Win:	283	WON-LOST	WINNING	LAST 10	STRENGTH OF	OPP. STRENGTH	TEAM	ADJ.	CONF.	ADJ CONF.
Average RPI Loss:	168	RECORD	PCT. RANK	GAMES	SCHEDULE	OF SCHEDULE	RPI	RPI	RPI	RPI
DIV. I ONLY	3- 7	254	3-7	247	269	266	266	22	22	
DIV. I NON-CONF.	3- 7	251	3-7	251	270	266	266	22	22	
TOTALS	RPI 1-25	RPI 26-50	W-L RECORDS	RPI 51-100	RPI 101-150	RPI 150+				
3- 7	0- 0	0- 0	OVERALL	0- 2	0- 2	3- 3				
0- 2	0- 0	0- 0	HOME	0- 0	0- 1	0- 1				
2- 4	0- 0	0- 0	AWAY	0- 1	0- 1	2- 2				
1- 1	0- 0	0- 0	NEUTRAL	0- 1	0- 0	1- 0				
3- 7	0- 0	0- 0	NON-CONFERENCE	0- 2	0- 2	3- 3				
0- 2	0- 0	0- 0	HOME	0- 0	0- 1	0- 1				
2- 4	0- 0	0- 0	AWAY	0- 1	0- 1	2- 2				
1- 1	0- 0	0- 0	NEUTRAL	0- 1	0- 0	1- 0				
0- 0	0- 0	0- 0	CONFERENCE	0- 0	0- 0	0- 0				
0- 0	0- 0	0- 0	HOME	0- 0	0- 0	0- 0				
0- 0	0- 0	0- 0	AWAY	0- 0	0- 0	0- 0				
0- 0	0- 0	0- 0	NEUTRAL	0- 0	0- 0	0- 0				

RPI 1-25			RPI 26-50			RPI 51-100			RPI 101+			Team's RPI: 266
RPI	S	Opponent	Score	RPI	S	Opponent	Score	RPI	S	Opponent	Score	
						63 A Furman	63 78	104 H North Dakota		56 69		
						66 N Kent St.	48 62	138 A Bethune-Cookman		57 75		
								199 H Kennesaw St.		69 95		
								255 N St. Francis Brooklyn		78 47		
								288 A Wofford		70 57		
								296 A Ole Miss		66 69		
								307 A Winthrop		91 47		
								311 A Mercer		52 62		
LAST 10 Division I												
288 A Wofford			70 57	255 N St. Francis Brooklyn			78 47					
307 A Winthrop			91 47	66 N Kent St.			48 62					
138 A Bethune-Cookman			57 75	296 A Ole Miss			66 69					
104 H North Dakota			56 69	311 A Mercer			52 62					
199 H Kennesaw St.			69 95	63 A Furman			63 78					

Non-Div I Games:

Ga. Southern

■ Loss,
 ■ Non-Conf,
 ■ S Site,
 ■ H Home
 ■ A Away
 N Neutral

Average RPI Win:	280	WON-LOST	WINNING	LAST 10	STRENGTH OF	OPP. STRENGTH	TEAM	ADJ.	CONF.	ADJ CONF.
Average RPI Loss:	41	RECORD	PCT. RANK	GAMES	SCHEDULE	OF SCHEDULE	RPI	RPI	RPI	RPI
DIV. I ONLY	5- 3	119	5-3	251	176	153	153	28	28	
DIV. I NON-CONF.	5- 3	118	5-3	255	178	155	155	28	28	
TOTALS	RPI 1-25	RPI 26-50	W-L RECORDS	RPI 51-100	RPI 101-150	RPI 150+				
5- 3	0- 0	0- 2	OVERALL	0- 1	0- 0	5- 0				
3- 1	0- 0	0- 0	HOME	0- 1	0- 0	3- 0				
2- 2	0- 0	0- 2	AWAY	0- 0	0- 0	2- 0				
0- 0	0- 0	0- 0	NEUTRAL	0- 0	0- 0	0- 0				
5- 3	0- 0	0- 2	NON-CONFERENCE	0- 1	0- 0	5- 0				
3- 1	0- 0	0- 0	HOME	0- 1	0- 0	3- 0				
2- 2	0- 0	0- 2	AWAY	0- 0	0- 0	2- 0				
0- 0	0- 0	0- 0	NEUTRAL	0- 0	0- 0	0- 0				
0- 0	0- 0	0- 0	CONFERENCE	0- 0	0- 0	0- 0				
0- 0	0- 0	0- 0	HOME	0- 0	0- 0	0- 0				
0- 0	0- 0	0- 0	AWAY	0- 0	0- 0	0- 0				
0- 0	0- 0	0- 0	NEUTRAL	0- 0	0- 0	0- 0				

RPI	S	Opponent	Score	RPI	S	Opponent	Score	RPI	S	Opponent	Score	RPI	S	Opponent	Score	Team's RPI: 153
26	A	Virginia Tech	65 87	63	H	Furman	67 72	192	H	Delaware	67 65	275	A	Appalachian St.	67 56	
35	A	Charlotte	49 74					288	H	Wofford	67 53	311	A	Mercer	65 62	
								336	H	Western Caro.	88 62					
LAST 10 Division I																
336	H	Western Caro.	88 62	311	A	Mercer	65 62	192	H	Delaware	67 65	26	A	Virginia Tech	65 87	
275	A	Appalachian St.	67 56	63	H	Furman	67 72									
288	H	Wofford	67 53													
35	A	Charlotte	49 74													

Non-Div I Games:

Gardner-Webb

George Mason

Through Games Of Dec. 21, 2019

Average RPI Win:	266	WON-LOST	WINNING	LAST 10	STRENGTH OF	OPP. STRENGTH	TEAM	ADJ.	CONF.	ADJ CONF.
Average RPI Loss:	131	RECORD	PCT. RANK	GAMES	SCHEDULE	OF SCHEDULE	RPI	RPI	RPI	RPI
DIV. I ONLY	5- 6	187	4-6	69	331	172	172	11	11	
DIV. I NON-CONF.	5- 6	185	4-6	69	331	172	172	11	11	
TOTALS	RPI 1-25	RPI 26-50	W-L RECORDS	RPI 51-100	RPI 101-150	RPI 150+				
5- 6	0- 0	0- 1	OVERALL	0- 1	0- 2	5- 2				
2- 4	0- 0	0- 1	HOME	0- 1	0- 0	2- 2				
3- 1	0- 0	0- 0	AWAY	0- 0	0- 1	3- 0				
0- 1	0- 0	0- 0	NEUTRAL	0- 0	0- 1	0- 0				
5- 6	0- 0	0- 1	NON-CONFERENCE	0- 1	0- 2	5- 2				
2- 4	0- 0	0- 1	HOME	0- 1	0- 0	2- 2				
3- 1	0- 0	0- 0	AWAY	0- 0	0- 1	3- 0				
0- 1	0- 0	0- 0	NEUTRAL	0- 0	0- 1	0- 0				
0- 0	0- 0	0- 0	CONFERENCE	0- 0	0- 0	0- 0				
0- 0	0- 0	0- 0	HOME	0- 0	0- 0	0- 0				
0- 0	0- 0	0- 0	AWAY	0- 0	0- 0	0- 0				
0- 0	0- 0	0- 0	NEUTRAL	0- 0	0- 0	0- 0				

RPI S	Opponent	Score	RPI S	Opponent	Score	RPI S	Opponent	Score	RPI S	Opponent	Score	Team's RPI: 172
			26 H	Virginia Tech	58 77							
						100 H	Bucknell	51 64	113 N	Bradley	59 61	
									143 A	Coastal Caro.	59 74	
									179 H	Howard	75 86	
									221 A	Penn St.	78 68	
									227 H	UMKC	58 64	
									231 H	American	73 55	
									252 A	Navy	67 58	
									298 A	Col. of Charleston	72 61	
									326 H	Detroit Mercy	75 62	
LAST 10 Division I												
			179 H	Howard	75 86	252 A	Navy	67 58				
			221 A	Penn St.	78 68	100 H	Bucknell	51 64				
			231 H	American	73 55	143 A	Coastal Caro.	59 74				
			326 H	Detroit Mercy	75 62	113 N	Bradley	59 61				
			26 H	Virginia Tech	58 77	227 H	UMKC	58 64				

Non-Div I Games:

George Mason

■ Loss,
 ■ Non-Conf,
 S Site,
 ■ Home
 ■ Away
 N Neutral

Average RPI Win:	198	WON-LOST	WINNING	LAST 10	STRENGTH OF	OPP. STRENGTH	TEAM	ADJ.	CONF.	ADJ CONF.
Average RPI Loss:	42	RECORD	PCT. RANK	GAMES	SCHEDULE	OF SCHEDULE	RPI	RPI	RPI	RPI
DIV. I ONLY	6- 5	153	5-5	72	88	89	89	11	11	
DIV. I NON-CONF.	6- 5	153	5-5	72	89	90	90	11	11	
TOTALS	RPI 1-25	RPI 26-50	W-L RECORDS	RPI 51-100	RPI 101-150	RPI 150+				
6- 5	0- 1	0- 3	OVERALL	0- 1	2- 0	4- 0				
2- 3	0- 1	0- 2	HOME	0- 0	0- 0	2- 0				
4- 2	0- 0	0- 1	AWAY	0- 1	2- 0	2- 0				
0- 0	0- 0	0- 0	NEUTRAL	0- 0	0- 0	0- 0				
6- 5	0- 1	0- 3	NON-CONFERENCE	0- 1	2- 0	4- 0				
2- 3	0- 1	0- 2	HOME	0- 0	0- 0	2- 0				
4- 2	0- 0	0- 1	AWAY	0- 1	2- 0	2- 0				
0- 0	0- 0	0- 0	NEUTRAL	0- 0	0- 0	0- 0				
0- 0	0- 0	0- 0	CONFERENCE	0- 0	0- 0	0- 0				
0- 0	0- 0	0- 0	HOME	0- 0	0- 0	0- 0				
0- 0	0- 0	0- 0	AWAY	0- 0	0- 0	0- 0				
0- 0	0- 0	0- 0	NEUTRAL	0- 0	0- 0	0- 0				

RPI 1-25				RPI 26-50				RPI 51-100 Team's RPI: 89				RPI 101+			
RPI	S	Opponent	Score	RPI	S	Opponent	Score	RPI	S	Opponent	Score	RPI	S	Opponent	Score
11	H	Princeton	50 75	36	H	Minnesota	50 83	84	A	Lehigh	53 59	110	A	Villanova	68 56
				37	H	James Madison	50 69					145	A	Memphis	64 63
				42	A	Maryland	54 88					178	A	Quinnipiac	78 67
												192	A	Delaware	63 49
												232	H	Georgetown	52 49
												332	H	Coppin St.	54 35
LAST 10 Division I															
				37	H	James Madison	50 69	36	H	Minnesota	50 83				
				42	A	Maryland	54 88	178	A	Quinnipiac	78 67				
				145	A	Memphis	64 63	192	A	Delaware	63 49				
				84	A	Lehigh	53 59	332	H	Coppin St.	54 35				
				11	H	Princeton	50 75	232	H	Georgetown	52 49				

Non-Div I Games:

George Washington

Average RPI Win:	289	WON-LOST	WINNING	LAST 10	STRENGTH OF	OPP. STRENGTH	TEAM	ADJ.	CONF.	ADJ CONF.
Average RPI Loss:	118	RECORD	PCT. RANK	GAMES	SCHEDULE	OF SCHEDULE	RPI	RPI	RPI	RPI
DIV. I ONLY	3- 8	266	3-7	200	194	232	232	5	5	
DIV. I NON-CONF.	3- 8	266	3-7	202	195	233	233	5	5	
TOTALS	RPI 1-25	RPI 26-50	W-L RECORDS	RPI 51-100	RPI 101-150	RPI 150+				
3- 8	0- 0	0- 1	OVERALL	0- 1	0- 4	3- 2				
0- 3	0- 0	0- 1	HOME	0- 0	0- 2	0- 0				
3- 4	0- 0	0- 0	AWAY	0- 1	0- 2	3- 1				
0- 1	0- 0	0- 0	NEUTRAL	0- 0	0- 0	0- 1				
3- 8	0- 0	0- 1	NON-CONFERENCE	0- 1	0- 4	3- 2				
0- 3	0- 0	0- 1	HOME	0- 0	0- 2	0- 0				
3- 4	0- 0	0- 0	AWAY	0- 1	0- 2	3- 1				
0- 1	0- 0	0- 0	NEUTRAL	0- 0	0- 0	0- 1				
0- 0	0- 0	0- 0	CONFERENCE	0- 0	0- 0	0- 0				
0- 0	0- 0	0- 0	HOME	0- 0	0- 0	0- 0				
0- 0	0- 0	0- 0	AWAY	0- 0	0- 0	0- 0				
0- 0	0- 0	0- 0	NEUTRAL	0- 0	0- 0	0- 0				

RPI S	Opponent	Score	RPI S	Opponent	Score	RPI S	Opponent	Score	RPI S	Opponent	Score	Team's RPI: 232
37	H James Madison	59 66	89	A George Washington	49 52	101	H Richmond	49 51	109	H Rider	64 65	
						131	A Davidson	52 66	142	A Fordham	54 67	
						162	A Columbia	49 54	170	N Fresno St.	69 82	
						270	A LMU (CA)	64 53	293	A Pittsburgh	66 56	
						305	A UMES	57 39				
LAST 10 Division I												
305	A UMES	57 39	109	H Rider	64 65							
89	A George Washington	49 52	142	A Fordham	54 67							
37	H James Madison	59 66	162	A Columbia	49 54							
293	A Pittsburgh	66 56	170	N Fresno St.	69 82							
101	H Richmond	49 51	270	A LMU (CA)	64 53							

Non-Div I Games:

Georgetown

Average RPI Win:	155	WON-LOST	WINNING	LAST 10	STRENGTH OF	OPP. STRENGTH	TEAM	ADJ.	CONF.	ADJ CONF.
Average RPI Loss:	48	RECORD	PCT. RANK	GAMES	SCHEDULE	OF SCHEDULE	RPI	RPI	RPI	RPI
DIV. I ONLY	7- 4	99	6-4	7	203	46	46	4	4	
DIV. I NON-CONF.	7- 4	100	6-4	7	204	47	47	4	4	
TOTALS	RPI 1-25	RPI 26-50	W-L RECORDS	RPI 51-100	RPI 101-150	RPI 150+				
7- 4	0- 1	1- 2	OVERALL	3- 0	0- 1	3- 0				
5- 3	0- 1	0- 1	HOME	2- 0	0- 1	3- 0				
0- 1	0- 0	0- 1	AWAY	0- 0	0- 0	0- 0				
2- 0	0- 0	1- 0	NEUTRAL	1- 0	0- 0	0- 0				
7- 4	0- 1	1- 2	NON-CONFERENCE	3- 0	0- 1	3- 0				
5- 3	0- 1	0- 1	HOME	2- 0	0- 1	3- 0				
0- 1	0- 0	0- 1	AWAY	0- 0	0- 0	0- 0				
2- 0	0- 0	1- 0	NEUTRAL	1- 0	0- 0	0- 0				
0- 0	0- 0	0- 0	CONFERENCE	0- 0	0- 0	0- 0				
0- 0	0- 0	0- 0	HOME	0- 0	0- 0	0- 0				
0- 0	0- 0	0- 0	AWAY	0- 0	0- 0	0- 0				
0- 0	0- 0	0- 0	NEUTRAL	0- 0	0- 0	0- 0				

RPI 1-25				RPI 26-50				Team's RPI: 46				RPI 51-100				RPI 101+			
RPI	S	Opponent	Score	RPI	S	Opponent	Score	RPI	S	Opponent	Score	RPI	S	Opponent	Score	RPI	S	Opponent	Score
17	H	UCLA	50 59	26	N	Virginia Tech	77 72	63	H	Furman	77 48	110	H	Villanova	58 63				
				30	H	Georgia Tech	40 73	81	H	N.C. A&T	72 54	199	H	Kennesaw St.	80 65				
				34	A	Baylor	38 72	94	N	Butler	69 36	310	H	USC Upstate	67 53				
												311	H	Mercer	76 60				
LAST 10 Division I																			
17	H	UCLA	50 59	63	H	Furman	77 48												
110	H	Villanova	58 63	34	A	Baylor	38 72												
311	H	Mercer	76 60	26	N	Virginia Tech	77 72												
30	H	Georgia Tech	40 73	94	N	Butler	69 36												
81	H	N.C. A&T	72 54	310	H	USC Upstate	67 53												

Non-Div I Games:

Georgia

Average RPI Win:	333	WON-LOST	WINNING	LAST 10	STRENGTH OF	OPP. STRENGTH	TEAM	ADJ.	CONF.	ADJ CONF.
Average RPI Loss:	147	RECORD	PCT. RANK	GAMES	SCHEDULE	OF SCHEDULE	RPI	RPI	RPI	RPI
DIV. I ONLY	2- 8	301	2-8	238	283	313	313	22	22	
DIV. I NON-CONF.	2- 8	300	2-8	240	285	312	312	22	22	
TOTALS	RPI 1-25	RPI 26-50	W-L RECORDS	RPI 51-100	RPI 101-150	RPI 150+				
2- 8	0- 0	0- 2	OVERALL	0- 1	0- 1	2- 4				
1- 4	0- 0	0- 1	HOME	0- 0	0- 0	1- 3				
0- 4	0- 0	0- 1	AWAY	0- 1	0- 1	0- 1				
1- 0	0- 0	0- 0	NEUTRAL	0- 0	0- 0	1- 0				
2- 8	0- 0	0- 2	NON-CONFERENCE	0- 1	0- 1	2- 4				
1- 4	0- 0	0- 1	HOME	0- 0	0- 0	1- 3				
0- 4	0- 0	0- 1	AWAY	0- 1	0- 1	0- 1				
1- 0	0- 0	0- 0	NEUTRAL	0- 0	0- 0	1- 0				
0- 0	0- 0	0- 0	CONFERENCE	0- 0	0- 0	0- 0				
0- 0	0- 0	0- 0	HOME	0- 0	0- 0	0- 0				
0- 0	0- 0	0- 0	AWAY	0- 0	0- 0	0- 0				
0- 0	0- 0	0- 0	NEUTRAL	0- 0	0- 0	0- 0				

RPI	S	Opponent	Score	RPI	S	Opponent	Score	RPI	S	Opponent	Score	RPI	S	Opponent	Score	Team's RPI: 313
30	A	Georgia Tech	28 69	63	A	Furman	55 62	126	A	UNC Greensboro	49 64					
42	H	Maryland	41 114					194	H	Toledo	48 74					
								197	H	Alabama A&M	52 67					
								208	A	UTEP	68 71					
								314	H	FIU	63 70					
								316	N	New Mexico St.	59 51					
								349	H	South Carolina St.	77 52					
LAST 10 Division I																
349	H	South Carolina St.	77 52	42	H	Maryland	41 114	126	A	UNC Greensboro	49 64					
197	H	Alabama A&M	52 67	63	A	Furman	55 62	208	A	UTEP	68 71					
30	A	Georgia Tech	28 69	316	N	New Mexico St.	59 51									
314	H	FIU	63 70													
194	H	Toledo	48 74													

Non-Div I Games:

Georgia St.

■ Loss,
 ■ Non-Conf, S Site,
 ■ Home
 ■ Away
 N Neutral

Average RPI Win:	173	WON-LOST	WINNING	LAST 10	STRENGTH OF	OPP. STRENGTH	TEAM	ADJ.	CONF.	ADJ CONF.
Average RPI Loss:	26	RECORD	PCT. RANK	GAMES	SCHEDULE	OF SCHEDULE	RPI	RPI	RPI	RPI
DIV. I ONLY	9- 2	42	8-2	74	68	30	30	3	3	
DIV. I NON-CONF.	9- 2	41	8-2	74	66	30	30	3	3	
TOTALS	RPI 1-25	RPI 26-50	W-L RECORDS	RPI 51-100	RPI 101-150	RPI 150+				
9- 2	0- 1	1- 1	OVERALL	2- 0	1- 0	5- 0				
5- 0	0- 0	0- 0	HOME	1- 0	1- 0	3- 0				
2- 0	0- 0	1- 0	AWAY	0- 0	0- 0	1- 0				
2- 2	0- 1	0- 1	NEUTRAL	1- 0	0- 0	1- 0				
9- 2	0- 1	1- 1	NON-CONFERENCE	2- 0	1- 0	5- 0				
5- 0	0- 0	0- 0	HOME	1- 0	1- 0	3- 0				
2- 0	0- 0	1- 0	AWAY	0- 0	0- 0	1- 0				
2- 2	0- 1	0- 1	NEUTRAL	1- 0	0- 0	1- 0				
0- 0	0- 0	0- 0	CONFERENCE	0- 0	0- 0	0- 0				
0- 0	0- 0	0- 0	HOME	0- 0	0- 0	0- 0				
0- 0	0- 0	0- 0	AWAY	0- 0	0- 0	0- 0				
0- 0	0- 0	0- 0	NEUTRAL	0- 0	0- 0	0- 0				

RPI 1-25				RPI 26-50				Team's RPI: 30		RPI 51-100				RPI 101+			
RPI	S	Opponent	Score	RPI	S	Opponent	Score	RPI	S	Opponent	Score	RPI	S	Opponent	Score		
10	N	Texas A&M	48 60	41	N	Rutgers	43 46	68	N	Seton Hall	79 54	103	H	Houston	69 38		
				46	A	Georgia	73 40	86	H	Wisconsin	60 41	199	A	Kennesaw St.	63 47		
												202	N	Rice	54 52		
												236	H	ETSU	87 48		
												301	H	Grambling	89 42		
												313	H	Georgia St.	69 28		
LAST 10 Division I																	
				202	N	Rice	54 52	10	N	Texas A&M	48 60						
				68	N	Seton Hall	79 54	236	H	ETSU	87 48						
				313	H	Georgia St.	69 28	199	A	Kennesaw St.	63 47						
				46	A	Georgia	73 40	86	H	Wisconsin	60 41						
				301	H	Grambling	89 42	41	N	Rutgers	43 46						

Non-Div I Games:

Georgia Tech

■ Loss,
 ■ Non-Conf,
 ■ S Site,
 ■ H Home
 ■ A Away
 N Neutral

Gonzaga

Through Games Of Dec. 21, 2019

Average RPI Win:	109	WON-LOST	WINNING	LAST 10	STRENGTH OF	OPP. STRENGTH	TEAM	ADJ.	CONF.	ADJ CONF.
Average RPI Loss:	2	RECORD	PCT. RANK	GAMES	SCHEDULE	OF SCHEDULE	RPI	RPI	RPI	RPI
DIV. I ONLY	11- 1	11	9-1	52	3	6	6	12	12	
DIV. I NON-CONF.	11- 1	11	9-1	53	3	6	6	12	12	
TOTALS	RPI 1-25	RPI 26-50	W-L RECORDS	RPI 51-100	RPI 101-150	RPI 150+				
11- 1	2- 1	0- 0	OVERALL	4- 0	3- 0	2- 0				
5- 0	1- 0	0- 0	HOME	2- 0	1- 0	1- 0				
3- 1	0- 1	0- 0	AWAY	1- 0	1- 0	1- 0				
3- 0	1- 0	0- 0	NEUTRAL	1- 0	1- 0	0- 0				
11- 1	2- 1	0- 0	NON-CONFERENCE	4- 0	3- 0	2- 0				
5- 0	1- 0	0- 0	HOME	2- 0	1- 0	1- 0				
3- 1	0- 1	0- 0	AWAY	1- 0	1- 0	1- 0				
3- 0	1- 0	0- 0	NEUTRAL	1- 0	1- 0	0- 0				
0- 0	0- 0	0- 0	CONFERENCE	0- 0	0- 0	0- 0				
0- 0	0- 0	0- 0	HOME	0- 0	0- 0	0- 0				
0- 0	0- 0	0- 0	AWAY	0- 0	0- 0	0- 0				
0- 0	0- 0	0- 0	NEUTRAL	0- 0	0- 0	0- 0				

RPI 1-25				Team's RPI: 6				RPI 26-50				RPI 51-100				RPI 101+			
RPI	S	Opponent	Score					RPI	S	Opponent	Score	RPI	S	Opponent	Score	RPI	S	Opponent	Score
2	A	Stanford	70 76									80	H	Texas Southern	80 45	128	H	UT Martin	78 55
3	H	Missouri St.	64 52									82	N	Middle Tenn.	62 50	130	N	Dayton	76 65
18	N	Purdue	63 50									92	A	Washington St.	76 53	132	A	Montana St.	70 55
												99	H	CSU Bakersfield	92 48	190	A	Wyoming	65 54
																247	H	Eastern Wash.	84 44
LAST 10 Division I																			
3	H	Missouri St.	64 52					190	A	Wyoming	65 54								
82	N	Middle Tenn.	62 50					80	H	Texas Southern	80 45								
130	N	Dayton	76 65					92	A	Washington St.	76 53								
247	H	Eastern Wash.	84 44					132	A	Montana St.	70 55								
2	A	Stanford	70 76					18	N	Purdue	63 50								

Non-Div I Games:

Gonzaga

■ Loss,
 ■ Non-Conf, S Site,
 ■ Home
 ■ Away
 N Neutral

CUMULATIVE				THROUGH GAMES OF DEC. 11, 1919						
Average RPI Win:	0	WON-LOST	WINNING	LAST 10	STRENGTH OF	OPP. STRENGTH	TEAM	ADJ.	CONF.	ADJ CONF.
Average RPI Loss:	152	RECORD	PCT. RANK	GAMES	SCHEDULE	OF SCHEDULE	RPI	RPI	RPI	RPI
DIV. I ONLY	0- 9	338	0-9	53	296	301	301	27	27	
DIV. I NON-CONF.	0- 9	338	0-9	54	295	300	300	27	27	
TOTALS	RPI 1-25		RPI 26-50		W-L RECORDS		RPI 51-100		RPI 101-150	
0- 9	0- 0		0- 3		OVERALL		0- 0		0- 2	
0- 2	0- 0		0- 0		HOME		0- 0		0- 1	
0- 6	0- 0		0- 3		AWAY		0- 0		0- 0	
0- 1	0- 0		0- 0		NEUTRAL		0- 0		0- 1	
0- 9	0- 0		0- 3		NON-CONFERENCE		0- 0		0- 2	
0- 2	0- 0		0- 0		HOME		0- 0		0- 1	
0- 6	0- 0		0- 3		AWAY		0- 0		0- 0	
0- 1	0- 0		0- 0		NEUTRAL		0- 0		0- 1	
0- 0	0- 0		0- 0		CONFERENCE		0- 0		0- 0	
0- 0	0- 0		0- 0		HOME		0- 0		0- 0	
0- 0	0- 0		0- 0		AWAY		0- 0		0- 0	
0- 0	0- 0		0- 0		NEUTRAL		0- 0		0- 0	

RPI 1-25				RPI 26-50				RPI 51-100				RPI 101+				Team's RPI: 301	
RPI	S	Opponent	Score	RPI	S	Opponent	Score	RPI	S	Opponent	Score	RPI	S	Opponent	Score		
				28	A	Kentucky	35 81					102	H	UT Arlington	54 88		
				30	A	Georgia Tech	42 89					108	N	Binghamton	67 88		
				34	A	Baylor	46 120					189	H	Florida	65 72		
												222	A	Louisiana Tech	66 70		
												314	A	FIU	55 56		
												344	A	Northwestern St.	61 65		
LAST 10 Division I																	
				108	N	Binghamton	67 88					314	A	FIU	55 56		
				30	A	Georgia Tech	42 89					222	A	Louisiana Tech	66 70		
				34	A	Baylor	46 120					344	A	Northwestern St.	61 65		
				189	H	Florida	65 72					28	A	Kentucky	35 81		
												102	H	UT Arlington	54 88		

Non-Div I Games:	Centenary (LA)	106	42
------------------	----------------	-----	----

Grambling

■ Loss, ■ Non-Conf, S Site, H Home A Away N Neutral

Average RPI Win: 235		WON-LOST	WINNING	LAST 10	STRENGTH OF	OPP. STRENGTH	TEAM	ADJ.	CONF.	ADJ CONF.
Average RPI Loss: 161		RECORD	PCT. RANK	GAMES	SCHEDULE	OF SCHEDULE	RPI	RPI	RPI	RPI
DIV. I ONLY		3- 5	225	3-5	176	241	264	264	32	32
DIV. I NON-CONF.		3- 5	224	3-5	176	243	264	264	32	32
TOTALS		RPI 1-25	RPI 26-50	W-L RECORDS	RPI 51-100	RPI 101-150	RPI 150+			
3- 5	0- 0		0- 0	OVERALL	0- 0	0- 2	3- 3			
3- 2	0- 0		0- 0	HOME	0- 0	0- 1	3- 1			
0- 3	0- 0		0- 0	AWAY	0- 0	0- 1	0- 2			
0- 0	0- 0		0- 0	NEUTRAL	0- 0	0- 0	0- 0			
3- 5	0- 0		0- 0	NON-CONFERENCE	0- 0	0- 2	3- 3			
3- 2	0- 0		0- 0	HOME	0- 0	0- 1	3- 1			
0- 3	0- 0		0- 0	AWAY	0- 0	0- 1	0- 2			
0- 0	0- 0		0- 0	NEUTRAL	0- 0	0- 0	0- 0			
0- 0	0- 0		0- 0	CONFERENCE	0- 0	0- 0	0- 0			
0- 0	0- 0		0- 0	HOME	0- 0	0- 0	0- 0			
0- 0	0- 0		0- 0	AWAY	0- 0	0- 0	0- 0			
0- 0	0- 0		0- 0	NEUTRAL	0- 0	0- 0	0- 0			

RPI 1-25				RPI 26-50				RPI 51-100				RPI 101+				Team's RPI: 264	
RPI	S	Opponent	Score	RPI	S	Opponent	Score	RPI	S	Opponent	Score	RPI	S	Opponent	Score		
												104	H	North Dakota	76	78	
												146	A	Montana	67	72	
												166	H	Southern Utah	69	65	
												167	A	Portland St.	46	69	
												187	A	Portland	41	73	
												203	H	Cal St. Fullerton	70	80	
												260	H	UNLV	53	51	
												280	H	UC Santa Barbara	58	57	
LAST 10 Division I																	
				280	H	UC Santa Barbara	58	57	187	A	Portland	41	73				
				260	H	UNLV	53	51	167	A	Portland St.	46	69				
				104	H	North Dakota	76	78	203	H	Cal St. Fullerton	70	80				
									146	A	Montana	67	72				
									166	H	Southern Utah	69	65				

Non-Div I Games: Benedictine Mesa 72 53

Grand Canyon

■ Loss, ■ Non-Conf, S Site, H Home A Away N Neutral

Average RPI Win:	159	WON-LOST	WINNING	LAST 10	STRENGTH OF	OPP. STRENGTH	TEAM	ADJ.	CONF.	ADJ CONF.
Average RPI Loss:	78	RECORD	PCT. RANK	GAMES	SCHEDULE	OF SCHEDULE	RPI	RPI	RPI	RPI
DIV. I ONLY	5- 7	208	4-6	55	32	121	121	18	18	
DIV. I NON-CONF.	5- 7	206	4-6	56	32	121	121	18	18	
TOTALS	RPI 1-25	RPI 26-50	W-L RECORDS	RPI 51-100	RPI 101-150	RPI 150+				
5- 7	0- 3	0- 1	OVERALL	2- 1	1- 1	2- 1				
1- 4	0- 2	0- 1	HOME	0- 0	0- 1	1- 0				
2- 2	0- 0	0- 0	AWAY	1- 1	0- 0	1- 1				
2- 1	0- 1	0- 0	NEUTRAL	1- 0	1- 0	0- 0				
5- 7	0- 3	0- 1	NON-CONFERENCE	2- 1	1- 1	2- 1				
1- 4	0- 2	0- 1	HOME	0- 0	0- 1	1- 0				
2- 2	0- 0	0- 0	AWAY	1- 1	0- 0	1- 1				
2- 1	0- 1	0- 0	NEUTRAL	1- 0	1- 0	0- 0				
0- 0	0- 0	0- 0	CONFERENCE	0- 0	0- 0	0- 0				
0- 0	0- 0	0- 0	HOME	0- 0	0- 0	0- 0				
0- 0	0- 0	0- 0	AWAY	0- 0	0- 0	0- 0				
0- 0	0- 0	0- 0	NEUTRAL	0- 0	0- 0	0- 0				

RPI S	Opponent	Score	RPI S	Opponent	Score	RPI S	Opponent	Score	RPI S	Opponent	Score	Team's RPI: 121
8	H DePaul	65 76	45	H Marquette	47 60	61	A Central Mich.	111 105	111	N Bowling Green	73 54	
9	N Mississippi St.	58 83				79	A Marist	60 72	118	H South Dakota St.	55 60	
23	H South Dakota	60 66				97	N Syracuse	79 73	181	H Missouri	72 64	
									267	A Maine	60 61	
									343	A Chicago St.	102 46	
LAST 10 Division I												
118	H South Dakota St.	55 60	97	N Syracuse	79 73							
79	A Marist	60 72	9	N Mississippi St.	58 83							
267	A Maine	60 61	111	N Bowling Green	73 54							
8	H DePaul	65 76	343	A Chicago St.	102 46							
181	H Missouri	72 64	45	H Marquette	47 60							

Non-Div I Games:

Green Bay

Hampton

H
a
m
p
t
o
n

Hampton

Hartford

Through Games Of Dec. 21, 2019

Average RPI Win:	0	WON-LOST	WINNING	LAST 10	STRENGTH OF	OPP. STRENGTH	TEAM	ADJ.	CONF.	ADJ CONF.
Average RPI Loss:	173	RECORD	PCT. RANK	GAMES	SCHEDULE	OF SCHEDULE	RPI	RPI	RPI	RPI
DIV. I ONLY	0- 12	338	0-10	88	329	317	317	29	29	
DIV. I NON-CONF.	0- 12	338	0-10	90	329	316	316	29	29	
TOTALS	RPI 1-25	RPI 26-50	W-L RECORDS	RPI 51-100	RPI 101-150	RPI 150+				
0- 12	0- 1	0- 0	OVERALL	0- 2	0- 2	0- 7				
0- 5	0- 0	0- 0	HOME	0- 1	0- 0	0- 4				
0- 7	0- 1	0- 0	AWAY	0- 1	0- 2	0- 3				
0- 0	0- 0	0- 0	NEUTRAL	0- 0	0- 0	0- 0				
0- 12	0- 1	0- 0	NON-CONFERENCE	0- 2	0- 2	0- 7				
0- 5	0- 0	0- 0	HOME	0- 1	0- 0	0- 4				
0- 7	0- 1	0- 0	AWAY	0- 1	0- 2	0- 3				
0- 0	0- 0	0- 0	NEUTRAL	0- 0	0- 0	0- 0				
0- 0	0- 0	0- 0	CONFERENCE	0- 0	0- 0	0- 0				
0- 0	0- 0	0- 0	HOME	0- 0	0- 0	0- 0				
0- 0	0- 0	0- 0	AWAY	0- 0	0- 0	0- 0				
0- 0	0- 0	0- 0	NEUTRAL	0- 0	0- 0	0- 0				

RPI 1-25				RPI 26-50				RPI 51-100				RPI 101+ Team's RPI: 317			
RPI	S	Opponent	Score	RPI	S	Opponent	Score	RPI	S	Opponent	Score	RPI	S	Opponent	Score
11	A	Princeton	42 73					65	H	Providence	57 75	124	A	Harvard	44 53
								88	A	Penn	46 74	137	A	Michigan St.	34 79
												161	H	Rhode Island	56 68
												165	A	Massachusetts	48 74
												174	A	William & Mary	44 61
												188	A	Northeastern	47 60
												304	H	NJIT	52 61
												321	H	Hofstra	41 43
												335	H	Central Conn. St.	54 61
LAST 10 Division I															
335	H	Central Conn. St.	54 61	174	A	William & Mary	44 61								
188	A	Northeastern	47 60	137	A	Michigan St.	34 79								
11	A	Princeton	42 73	124	A	Harvard	44 53								
304	H	NJIT	52 61	165	A	Massachusetts	48 74								
88	A	Penn	46 74	65	H	Providence	57 75								

Non-Div I Games:

Hartford

■ Loss,
 ■ Non-Conf,
 ■ S Site,
 ■ H Home
 ■ A Away
 N Neutral

Average RPI Win:	205	WON-LOST	WINNING	LAST 10	STRENGTH OF	OPP. STRENGTH	TEAM	ADJ.	CONF.	ADJ CONF.
Average RPI Loss:	138	RECORD	PCT. RANK	GAMES	SCHEDULE	OF SCHEDULE	RPI	RPI	RPI	RPI
DIV. I ONLY	8- 4	86	6-4	272	58	124	124	10	10	
DIV. I NON-CONF.	8- 4	85	6-4	274	57	125	125	10	10	
TOTALS	RPI 1-25	RPI 26-50	W-L RECORDS	RPI 51-100	RPI 101-150	RPI 150+				
8- 4	0- 0	0- 1	OVERALL	1- 0	0- 1	7- 2				
3- 1	0- 0	0- 0	HOME	1- 0	0- 0	2- 1				
5- 2	0- 0	0- 1	AWAY	0- 0	0- 0	5- 1				
0- 1	0- 0	0- 0	NEUTRAL	0- 0	0- 1	0- 0				
8- 4	0- 0	0- 1	NON-CONFERENCE	1- 0	0- 1	7- 2				
3- 1	0- 0	0- 0	HOME	1- 0	0- 0	2- 1				
5- 2	0- 0	0- 1	AWAY	0- 0	0- 0	5- 1				
0- 1	0- 0	0- 0	NEUTRAL	0- 0	0- 1	0- 0				
0- 0	0- 0	0- 0	CONFERENCE	0- 0	0- 0	0- 0				
0- 0	0- 0	0- 0	HOME	0- 0	0- 0	0- 0				
0- 0	0- 0	0- 0	AWAY	0- 0	0- 0	0- 0				
0- 0	0- 0	0- 0	NEUTRAL	0- 0	0- 0	0- 0				

RPI S	Opponent	Score	RPI S	Opponent	Score	RPI S	Opponent	Score	RPI S	Opponent	Score	Team's RPI: 124
			41 A Rutgers	46 74		56 H California	56 53		148 N Saint Joseph's	39 63		
									154 A Northern Ill.	59 53		
									175 A La Salle	69 75		
									177 A Fla. Atlantic	65 51		
									178 A Quinnipiac	77 68		
									188 H Northeastern	44 46		
									209 A Boston U.	66 39		
									267 A Maine	69 40		
									284 H Siena	68 51		
									317 H Hartford	53 44		
LAST 10 Division I												
			177 A Fla. Atlantic	65 51		209 A Boston U.	66 39					
			148 N Saint Joseph's	39 63		317 H Hartford	53 44					
			267 A Maine	69 40		41 A Rutgers	46 74					
			188 H Northeastern	44 46		175 A La Salle	69 75					
			178 A Quinnipiac	77 68		284 H Siena	68 51					

Non-Div I Games:

Harvard

■ Loss,
 ■ Non-Conf,
 S Site,
 ■ Home
 ■ Away
 N Neutral

Average RPI Win:	234	WON-LOST	WINNING	LAST 10	STRENGTH OF	OPP. STRENGTH	TEAM	ADJ.	CONF.	ADJ CONF.
Average RPI Loss:	115	RECORD	PCT. RANK	GAMES	SCHEDULE	OF SCHEDULE	RPI	RPI	RPI	RPI
DIV. I ONLY	5- 6	187	4-6	78	225	157	157	25	25	
DIV. I NON-CONF.	5- 6	185	4-6	79	228	158	158	25	25	
TOTALS	RPI 1-25	RPI 26-50	W-L RECORDS	RPI 51-100	RPI 101-150	RPI 150+				
5- 6	0- 2	0- 0	OVERALL	0- 2	2- 0	3- 2				
3- 3	0- 1	0- 0	HOME	0- 1	1- 0	2- 1				
2- 3	0- 1	0- 0	AWAY	0- 1	1- 0	1- 1				
0- 0	0- 0	0- 0	NEUTRAL	0- 0	0- 0	0- 0				
5- 6	0- 2	0- 0	NON-CONFERENCE	0- 2	2- 0	3- 2				
3- 3	0- 1	0- 0	HOME	0- 1	1- 0	2- 1				
2- 3	0- 1	0- 0	AWAY	0- 1	1- 0	1- 1				
0- 0	0- 0	0- 0	NEUTRAL	0- 0	0- 0	0- 0				
0- 0	0- 0	0- 0	CONFERENCE	0- 0	0- 0	0- 0				
0- 0	0- 0	0- 0	HOME	0- 0	0- 0	0- 0				
0- 0	0- 0	0- 0	AWAY	0- 0	0- 0	0- 0				
0- 0	0- 0	0- 0	NEUTRAL	0- 0	0- 0	0- 0				

RPI 1-25				RPI 26-50				RPI 51-100				RPI 101+ Team's RPI: 157			
RPI	S	Opponent	Score	RPI	S	Opponent	Score	RPI	S	Opponent	Score	RPI	S	Opponent	Score
5	A	Oregon St.	32 64					80	H	Texas Southern	57 74	107	A	Washington	62 50
25	H	NC State	59 68					96	A	Idaho	52 67	127	H	Texas	73 60
												212	H	North Texas	60 66
												270	A	LMU (CA)	51 65
												295	A	Pepperdine	52 51
												297	H	San Diego St.	61 58
												346	H	UTSA	62 50
LAST 10 Division I															
96	A	Idaho	52 67	212	H	North Texas	60 66								
107	A	Washington	62 50	80	H	Texas Southern	57 74								
5	A	Oregon St.	32 64	346	H	UTSA	62 50								
127	H	Texas	73 60	295	A	Pepperdine	52 51								
25	H	NC State	59 68	270	A	LMU (CA)	51 65								

Non-Div I Games: Hope Int'l 86 49

Hawaii

■ Loss,
 ■ Non-Conf,
 ■ S Site,
 ■ H Home
 ■ A Away
 N Neutral

Average RPI Win:	279	WON-LOST	WINNING	LAST 10	STRENGTH OF	OPP. STRENGTH	TEAM	ADJ.	CONF.	ADJ CONF.
Average RPI Loss:	158	RECORD	PCT. RANK	GAMES	SCHEDULE	OF SCHEDULE	RPI	RPI	RPI	RPI
DIV. I ONLY	2- 7	285	2-7	263	182	300	300	28	28	
DIV. I NON-CONF.	2- 7	285	2-7	268	184	299	299	28	28	
TOTALS	RPI 1-25	RPI 26-50	W-L RECORDS	RPI 51-100	RPI 101-150	RPI 150+				
2- 7	0- 1	0- 0	OVERALL	0- 1	0- 2	2- 3				
1- 2	0- 0	0- 0	HOME	0- 0	0- 1	1- 1				
1- 5	0- 1	0- 0	AWAY	0- 1	0- 1	1- 2				
0- 0	0- 0	0- 0	NEUTRAL	0- 0	0- 0	0- 0				
2- 7	0- 1	0- 0	NON-CONFERENCE	0- 1	0- 2	2- 3				
1- 2	0- 0	0- 0	HOME	0- 0	0- 1	1- 1				
1- 5	0- 1	0- 0	AWAY	0- 1	0- 1	1- 2				
0- 0	0- 0	0- 0	NEUTRAL	0- 0	0- 0	0- 0				
0- 0	0- 0	0- 0	CONFERENCE	0- 0	0- 0	0- 0				
0- 0	0- 0	0- 0	HOME	0- 0	0- 0	0- 0				
0- 0	0- 0	0- 0	AWAY	0- 0	0- 0	0- 0				
0- 0	0- 0	0- 0	NEUTRAL	0- 0	0- 0	0- 0				

RPI 1-25				RPI 26-50				RPI 51-100				RPI 101+				Team's RPI: 300	
RPI	S	Opponent	Score	RPI	S	Opponent	Score	RPI	S	Opponent	Score	RPI	S	Opponent	Score		
24	A	Duke	57 93					94	A	Butler	52 74	126	A	UNC Greensboro	70 82		
												131	H	Davidson	63 73		
												204	A	Norfolk St.	58 72		
												231	A	American	48 56		
												236	H	ETSU	80 62		
												298	H	Col. of Charleston	70 79		
												322	A	N.C. Central	78 58		
LAST 10 Division I																	
				126	A	UNC Greensboro	70 82			231	A	American	48 56				
				94	A	Butler	52 74			236	H	ETSU	80 62				
				131	H	Davidson	63 73			298	H	Col. of Charleston	70 79				
				322	A	N.C. Central	78 58			24	A	Duke	57 93				
				204	A	Norfolk St.	58 72										

Non-Div I Games:

High Point

■ Loss,
■ Non-Conf,
■ S Site,
■ H Home
■ A Away
N Neutral

H
o
f
f
s
t
r
aH
o
f
s
t
r
a

Hofstra

Page 111

Average RPI Win: 226		WON-LOST	WINNING	LAST 10	STRENGTH OF	OPP. STRENGTH	TEAM	ADJ.	CONF.	ADJ CONF.
Average RPI Loss: 147		RECORD	PCT. RANK	GAMES	SCHEDULE	OF SCHEDULE	RPI	RPI	RPI	RPI
DIV. I ONLY		5- 3	119	5-3	116	291	85	85	13	13
DIV. I NON-CONF.		5- 3	118	5-3	117	292	85	85	13	13
TOTALS	RPI 1-25	RPI 26-50		W-L RECORDS	RPI 51-100		RPI 101-150		RPI 150+	
5- 3	0- 0	0- 0		OVERALL	1- 0		1- 1		3- 2	
3- 0	0- 0	0- 0		HOME	1- 0		1- 0		1- 0	
2- 3	0- 0	0- 0		AWAY	0- 0		0- 1		2- 2	
0- 0	0- 0	0- 0		NEUTRAL	0- 0		0- 0		0- 0	
5- 3	0- 0	0- 0		NON-CONFERENCE	1- 0		1- 1		3- 2	
3- 0	0- 0	0- 0		HOME	1- 0		1- 0		1- 0	
2- 3	0- 0	0- 0		AWAY	0- 0		0- 1		2- 2	
0- 0	0- 0	0- 0		NEUTRAL	0- 0		0- 0		0- 0	
0- 0	0- 0	0- 0		CONFERENCE	0- 0		0- 0		0- 0	
0- 0	0- 0	0- 0		HOME	0- 0		0- 0		0- 0	
0- 0	0- 0	0- 0		AWAY	0- 0		0- 0		0- 0	
0- 0	0- 0	0- 0		NEUTRAL	0- 0		0- 0		0- 0	

[illegible]

Non-Div I Games:

Holy Cross

■ Loss, ■ Non-Conf, S Site, H Home A Away N Neutral

Average RPI Win:	206	WON-LOST	WINNING	LAST 10	STRENGTH OF	OPP. STRENGTH	TEAM	ADJ.	CONF.	ADJ CONF.
Average RPI Loss:	77	RECORD	PCT. RANK	GAMES	SCHEDULE	OF SCHEDULE	RPI	RPI	RPI	RPI
DIV. I ONLY	6- 6	164	5-5	29	168	103	103	8	8	
DIV. I NON-CONF.	6- 6	163	5-5	29	171	103	103	8	8	
TOTALS	RPI 1-25	RPI 26-50	W-L RECORDS	RPI 51-100	RPI 101-150	RPI 150+				
6- 6	0- 1	1- 2	OVERALL	0- 1	0- 1	5- 1				
5- 1	0- 0	1- 1	HOME	0- 0	0- 0	4- 0				
0- 3	0- 1	0- 1	AWAY	0- 0	0- 0	0- 1				
1- 2	0- 0	0- 0	NEUTRAL	0- 1	0- 1	1- 0				
6- 6	0- 1	1- 2	NON-CONFERENCE	0- 1	0- 1	5- 1				
5- 1	0- 0	1- 1	HOME	0- 0	0- 0	4- 0				
0- 3	0- 1	0- 1	AWAY	0- 0	0- 0	0- 1				
1- 2	0- 0	0- 0	NEUTRAL	0- 1	0- 1	1- 0				
0- 0	0- 0	0- 0	CONFERENCE	0- 0	0- 0	0- 0				
0- 0	0- 0	0- 0	HOME	0- 0	0- 0	0- 0				
0- 0	0- 0	0- 0	AWAY	0- 0	0- 0	0- 0				
0- 0	0- 0	0- 0	NEUTRAL	0- 0	0- 0	0- 0				

RPI 1-25				RPI 26-50				RPI 51-100				RPI 101+ Team's RPI: 103			
RPI	S	Opponent	Score	RPI	S	Opponent	Score	RPI	S	Opponent	Score	RPI	S	Opponent	Score
10	A	Texas A&M	43 72	30	A	Georgia Tech	38 69	97	N	Syracuse	62 87	123	N	San Francisco	57 80
				39	H	Oklahoma	85 69					160	A	New Mexico	71 81
				43	H	FGCU	45 57					207	H	Southern Miss.	75 60
												222	H	Louisiana Tech	67 53
												240	N	California Baptist	96 75
												261	H	Southeastern La.	78 65
												268	H	Houston Baptist	82 60
LAST 10 Division I															
				123	N	San Francisco	57 80	207	H	Southern Miss.	75 60				
				240	N	California Baptist	96 75	10	A	Texas A&M	43 72				
				97	N	Syracuse	62 87	222	H	Louisiana Tech	67 53				
				39	H	Oklahoma	85 69	43	H	FGCU	45 57				
				268	H	Houston Baptist	82 60	160	A	New Mexico	71 81				

Non-Div I Games:

Houston

■ Loss,
 ■ Non-Conf, S Site,
 ■ Home
 ■ Away
 N Neutral

Houston Baptist

Through Games Of Dec. 21, 2019

Average RPI Win:	282	WON-LOST	WINNING	LAST 10	STRENGTH OF	OPP. STRENGTH	TEAM	ADJ.	CONF.	ADJ CONF.
Average RPI Loss:	155	RECORD	PCT. RANK	GAMES	SCHEDULE	OF SCHEDULE	RPI	RPI	RPI	RPI
DIV. I ONLY	2- 7	285	2-7	175	305	268	268	26	26	
DIV. I NON-CONF.	2- 5	260	2-5	162	283	200	200	26	26	
TOTALS	RPI 1-25	RPI 26-50	W-L RECORDS	RPI 51-100	RPI 101-150	RPI 150+				
2- 7	0- 0	0- 1	OVERALL	0- 0	0- 2	2- 4				
0- 3	0- 0	0- 0	HOME	0- 0	0- 0	0- 3				
2- 4	0- 0	0- 1	AWAY	0- 0	0- 2	2- 1				
0- 0	0- 0	0- 0	NEUTRAL	0- 0	0- 0	0- 0				
2- 5	0- 0	0- 1	NON-CONFERENCE	0- 0	0- 2	2- 2				
0- 1	0- 0	0- 0	HOME	0- 0	0- 0	0- 1				
2- 4	0- 0	0- 1	AWAY	0- 0	0- 2	2- 1				
0- 0	0- 0	0- 0	NEUTRAL	0- 0	0- 0	0- 0				
0- 2	0- 0	0- 0	CONFERENCE	0- 0	0- 0	0- 2				
0- 2	0- 0	0- 0	HOME	0- 0	0- 0	0- 2				
0- 0	0- 0	0- 0	AWAY	0- 0	0- 0	0- 0				
0- 0	0- 0	0- 0	NEUTRAL	0- 0	0- 0	0- 0				

RPI 1-25			RPI 26-50			RPI 51-100			RPI 101+			Team's RPI: 268
RPI	S	Opponent	Score	RPI	S	Opponent	Score	RPI	S	Opponent	Score	
				34	A	Baylor	42 112					
								103	A	Houston	60 82	
								135	A	Wichita St.	42 59	
								155	H	SFA	42 59	
								171	A	Texas Tech	51 59	
								214	A	Oral Roberts	74 73	
								224	H	Northern Ariz.	62 79	
								261	H	Southeastern La.	59 69	
								350	A	La.-Monroe	72 65	
LAST 10 Division I												
				224	H	Northern Ariz.	62 79					
				135	A	Wichita St.	42 59					
				214	A	Oral Roberts	74 73					
				103	A	Houston	60 82					
				34	A	Baylor	42 112					
				261	H	Southeastern La.	59 69					
				155	H	SFA	42 59					
				171	A	Texas Tech	51 59					
				350	A	La.-Monroe	72 65					

Non-Div I Games: LSU-Shreveport 67 44 Paul Quinn 63 34

Houston Baptist

Loss, Non-Conf, S Site, H Home A Away N Neutral

Average RPI Win:	281	WON-LOST	WINNING	LAST 10	STRENGTH OF	OPP. STRENGTH	TEAM	ADJ.	CONF.	ADJ CONF.
Average RPI Loss:	132	RECORD	PCT. RANK	GAMES	SCHEDULE	OF SCHEDULE	RPI	RPI	RPI	RPI
DIV. I ONLY	8- 4	86	7-3	287	289	179	179	31	31	
DIV. I NON-CONF.	8- 4	85	7-3	291	290	178	178	31	31	
TOTALS	RPI 1-25	RPI 26-50	W-L RECORDS	RPI 51-100	RPI 101-150	RPI 150+				
8- 4	0- 0	0- 0	OVERALL	0- 1	0- 2	8- 1				
3- 1	0- 0	0- 0	HOME	0- 0	0- 0	3- 1				
5- 1	0- 0	0- 0	AWAY	0- 0	0- 1	5- 0				
0- 2	0- 0	0- 0	NEUTRAL	0- 1	0- 1	0- 0				
8- 4	0- 0	0- 0	NON-CONFERENCE	0- 1	0- 2	8- 1				
3- 1	0- 0	0- 0	HOME	0- 0	0- 0	3- 1				
5- 1	0- 0	0- 0	AWAY	0- 0	0- 1	5- 0				
0- 2	0- 0	0- 0	NEUTRAL	0- 1	0- 1	0- 0				
0- 0	0- 0	0- 0	CONFERENCE	0- 0	0- 0	0- 0				
0- 0	0- 0	0- 0	HOME	0- 0	0- 0	0- 0				
0- 0	0- 0	0- 0	AWAY	0- 0	0- 0	0- 0				
0- 0	0- 0	0- 0	NEUTRAL	0- 0	0- 0	0- 0				

RPI 1-25				RPI 26-50				RPI 51-100				RPI 101+				Team's RPI: 179	
RPI	S	Opponent	Score	RPI	S	Opponent	Score	RPI	S	Opponent	Score	RPI	S	Opponent	Score		
								100	N	Bucknell	60	70	107	N	Washington	58	75
													147	A	South Fla.	53	82
													172	A	George Mason	86	75
													175	H	La Salle	62	78
													233	H	Niagara	91	42
													242	A	East Carolina	67	51
													285	A	Loyola Maryland	75	69
													321	A	Hofstra	73	64
													329	H	Fairleigh Dickinson	64	56
													330	A	UMBC	72	61
													338	H	Saint Peter's	92	80
LAST 10 Division I																	
				100	N	Bucknell	60	70		172	A	George Mason	86	75			
				321	A	Hofstra	73	64		242	A	East Carolina	67	51			
				285	A	Loyola Maryland	75	69		233	H	Niagara	91	42			
				338	H	Saint Peter's	92	80		329	H	Fairleigh Dickinson	64	56			
				147	A	South Fla.	53	82		107	N	Washington	58	75			

Non-Div I Games:

Howard

Average RPI Win:	112	WON-LOST	WINNING	LAST 10	STRENGTH OF	OPP. STRENGTH	TEAM	ADJ.	CONF.	ADJ CONF.
Average RPI Loss:	84	RECORD	PCT. RANK	GAMES	SCHEDULE	OF SCHEDULE	RPI	RPI	RPI	RPI
DIV. I ONLY	5- 5	164	5-5	41	37	58	58	18	18	
DIV. I NON-CONF.	5- 5	163	5-5	42	38	58	58	18	18	
TOTALS	RPI 1-25	RPI 26-50	W-L RECORDS	RPI 51-100	RPI 101-150	RPI 150+				
5- 5	0- 0	0- 2	OVERALL	3- 1	0- 2	2- 0				
3- 0	0- 0	0- 0	HOME	2- 0	0- 0	1- 0				
0- 5	0- 0	0- 2	AWAY	0- 1	0- 2	0- 0				
2- 0	0- 0	0- 0	NEUTRAL	1- 0	0- 0	1- 0				
5- 5	0- 0	0- 2	NON-CONFERENCE	3- 1	0- 2	2- 0				
3- 0	0- 0	0- 0	HOME	2- 0	0- 0	1- 0				
0- 5	0- 0	0- 2	AWAY	0- 1	0- 2	0- 0				
2- 0	0- 0	0- 0	NEUTRAL	1- 0	0- 0	1- 0				
0- 0	0- 0	0- 0	CONFERENCE	0- 0	0- 0	0- 0				
0- 0	0- 0	0- 0	HOME	0- 0	0- 0	0- 0				
0- 0	0- 0	0- 0	AWAY	0- 0	0- 0	0- 0				
0- 0	0- 0	0- 0	NEUTRAL	0- 0	0- 0	0- 0				

RPI 1-25				RPI 26-50				RPI 51-100				Team's RPI: 58	RPI 101+			
RPI	S	Opponent	Score	RPI	S	Opponent	Score	RPI	S	Opponent	Score		RPI	S	Opponent	Score
				32	A	Miami (FL)	65 74	52	N	St. John's (NY)	85 78		116	A	Ohio	64 70
				49	A	UNI	50 51	72	H	Ball St.	65 48		128	A	UT Martin	51 57
								76	H	Southern Ill.	81 78		176	N	Elon	59 53
								94	A	Butler	61 64		183	H	Eastern Ky.	72 42
LAST 10 Division I																
				128	A	UT Martin	51 57	183	H	Eastern Ky.	72 42					
				94	A	Butler	61 64	49	A	UNI	50 51					
				32	A	Miami (FL)	65 74	116	A	Ohio	64 70					
				76	H	Southern Ill.	81 78	176	N	Elon	59 53					
				72	H	Ball St.	65 48	52	N	St. John's (NY)	85 78					

Non-Div I Games: Ind.-Northwest 103 45

IUPUI

■ Loss,
 ■ Non-Conf,
 ■ S Site,
 ■ H Home
 ■ A Away
 N Neutral

Average RPI Win: 224		WON-LOST	WINNING	LAST 10	STRENGTH OF	OPP. STRENGTH	TEAM	ADJ.	CONF.	ADJ CONF.
Average RPI Loss: 104		RECORD	PCT. RANK	GAMES	SCHEDULE	OF SCHEDULE	RPI	RPI	RPI	RPI
DIV. I ONLY		5- 4	142	5-4	103	218	96	96	19	19
DIV. I NON-CONF.		5- 4	139	5-4	101	221	96	96	19	19
TOTALS	RPI 1-25	RPI 26-50		W-L RECORDS		RPI 51-100	RPI 101-150		RPI 150+	
5- 4	0- 0	0- 0		OVERALL		0- 2	1- 1		4- 1	
2- 0	0- 0	0- 0		HOME		0- 0	0- 0		2- 0	
3- 2	0- 0	0- 0		AWAY		0- 1	1- 1		2- 0	
0- 2	0- 0	0- 0		NEUTRAL		0- 1	0- 0		0- 1	
5- 4	0- 0	0- 0		NON-CONFERENCE		0- 2	1- 1		4- 1	
2- 0	0- 0	0- 0		HOME		0- 0	0- 0		2- 0	
3- 2	0- 0	0- 0		AWAY		0- 1	1- 1		2- 0	
0- 2	0- 0	0- 0		NEUTRAL		0- 1	0- 0		0- 1	
0- 0	0- 0	0- 0		CONFERENCE		0- 0	0- 0		0- 0	
0- 0	0- 0	0- 0		HOME		0- 0	0- 0		0- 0	
0- 0	0- 0	0- 0		AWAY		0- 0	0- 0		0- 0	
0- 0	0- 0	0- 0		NEUTRAL		0- 0	0- 0		0- 0	

RPI 1-25				RPI 26-50				RPI 51-100				Team's RPI: 96		RPI 101+			
RPI	S	Opponent	Score	RPI	S	Opponent	Score	RPI	S	Opponent	Score	RPI	S	Opponent	Score		
								53	A	Oklahoma St.	47 62	123	A	San Francisco	66 60		
								64	N	Old Dominion	55 67	147	A	South Fla.	64 67		
												152	N	Lamar University	44 47		
												157	H	Hawaii	67 52		
												210	A	San Diego	65 32		
												294	H	Colorado St.	61 54		
												334	A	Seattle U	90 84		
LAST 10 Division I																	
				334	A	Seattle U	90 84					157	H	Hawaii	67 52		
				123	A	San Francisco	66 60					147	A	South Fla.	64 67		
				294	H	Colorado St.	61 54					210	A	San Diego	65 32		
				53	A	Oklahoma St.	47 62					64	N	Old Dominion	55 67		
												152	N	Lamar University	44 47		

Non-Div I Games:

Idaho

Loss, Non-Conf, S Site, H Home A Away N Neutral

Average RPI Win:	340	WON-LOST	WINNING	LAST 10	STRENGTH OF	OPP. STRENGTH	TEAM	ADJ.	CONF.	ADJ CONF.
Average RPI Loss:	123	RECORD	PCT. RANK	GAMES	SCHEDULE	OF SCHEDULE	RPI	RPI	RPI	RPI
DIV. I ONLY	2- 5	263	2-5	216	254	262	262	19	19	
DIV. I NON-CONF.	2- 5	260	2-5	219	258	262	262	19	19	
TOTALS	RPI 1-25	RPI 26-50	W-L RECORDS	RPI 51-100	RPI 101-150	RPI 150+				
2- 5	0- 1	0- 0	OVERALL	0- 2	0- 0	2- 2				
1- 1	0- 0	0- 0	HOME	0- 0	0- 0	1- 1				
1- 4	0- 1	0- 0	AWAY	0- 2	0- 0	1- 1				
0- 0	0- 0	0- 0	NEUTRAL	0- 0	0- 0	0- 0				
2- 5	0- 1	0- 0	NON-CONFERENCE	0- 2	0- 0	2- 2				
1- 1	0- 0	0- 0	HOME	0- 0	0- 0	1- 1				
1- 4	0- 1	0- 0	AWAY	0- 2	0- 0	1- 1				
0- 0	0- 0	0- 0	NEUTRAL	0- 0	0- 0	0- 0				
0- 0	0- 0	0- 0	CONFERENCE	0- 0	0- 0	0- 0				
0- 0	0- 0	0- 0	HOME	0- 0	0- 0	0- 0				
0- 0	0- 0	0- 0	AWAY	0- 0	0- 0	0- 0				
0- 0	0- 0	0- 0	NEUTRAL	0- 0	0- 0	0- 0				

RPI 1-25				RPI 26-50				RPI 51-100				RPI 101+ Team's RPI: 262			
RPI	S	Opponent	Score	RPI	S	Opponent	Score	RPI	S	Opponent	Score	RPI	S	Opponent	Score
24	A	Duke	66 85					53	A	Oklahoma St.	52 70	240	H	California Baptist	68 74
								54	A	Arizona St.	69 74	244	A	Utah St.	61 69
												334	H	Seattle U	73 48
												345	A	Utah Valley	88 61
LAST 10 Division I															
244	A	Utah St.	61 69	240	H	California Baptist	68 74	54	A	Arizona St.	69 74	345	A	Utah Valley	88 61
334	H	Seattle U	73 48	24	A	Duke	66 85	53	A	Oklahoma St.	52 70				

Non-Div I Games: Arizona Christian 93 36 Montana Tech 83 57

Idaho St.

Illinois

Through Games Of Dec. 21, 2019

Average RPI Win:	225	WON-LOST	WINNING	LAST 10	STRENGTH OF	OPP. STRENGTH	TEAM	ADJ.	CONF.	ADJ CONF.
Average RPI Loss:	65	RECORD	PCT. RANK	GAMES	SCHEDULE	OF SCHEDULE	RPI	RPI	RPI	RPI
DIV. I ONLY	9- 2	42	8-2	264	163	115	115	2	2	
DIV. I NON-CONF.	9- 2	41	8-2	269	165	115	115	2	2	
TOTALS	RPI 1-25	RPI 26-50	W-L RECORDS	RPI 51-100	RPI 101-150	RPI 150+				
9- 2	0- 0	0- 1	OVERALL	2- 1	1- 0	6- 0				
8- 1	0- 0	0- 1	HOME	2- 0	1- 0	5- 0				
1- 1	0- 0	0- 0	AWAY	0- 1	0- 0	1- 0				
0- 0	0- 0	0- 0	NEUTRAL	0- 0	0- 0	0- 0				
9- 2	0- 0	0- 1	NON-CONFERENCE	2- 1	1- 0	6- 0				
8- 1	0- 0	0- 1	HOME	2- 0	1- 0	5- 0				
1- 1	0- 0	0- 0	AWAY	0- 1	0- 0	1- 0				
0- 0	0- 0	0- 0	NEUTRAL	0- 0	0- 0	0- 0				
0- 0	0- 0	0- 0	CONFERENCE	0- 0	0- 0	0- 0				
0- 0	0- 0	0- 0	HOME	0- 0	0- 0	0- 0				
0- 0	0- 0	0- 0	AWAY	0- 0	0- 0	0- 0				
0- 0	0- 0	0- 0	NEUTRAL	0- 0	0- 0	0- 0				

RPI S	Opponent	Score	RPI S	Opponent	Score	RPI S	Opponent	Score	RPI S	Opponent	Score	Team's RPI: 115
40	H Illinois St.	58 74	67	H Austin Peay	76 62	140	H Merrimack	75 72				
			85	H Holy Cross	78 75	181	A Missouri	58 51				
			90	A North Carolina	60 85	271	H Presbyterian	71 52				
						292	H Ark.-Pine Bluff	65 50				
						309	H Bryant	69 55				
						333	H Evansville	59 44				
						343	H Chicago St.	96 66				
LAST 10 Division I												
181	A Missouri	58 51	271	H Presbyterian	71 52							
333	H Evansville	59 44	309	H Bryant	69 55							
140	H Merrimack	75 72	292	H Ark.-Pine Bluff	65 50							
90	A North Carolina	60 85	40	H Illinois St.	58 74							
85	H Holy Cross	78 75	67	H Austin Peay	76 62							

Non-Div I Games:

Illinois

Loss, Non-Conf, S Site, H Home A Away N Neutral

Average RPI Win:	178	WON-LOST	WINNING	LAST 10	STRENGTH OF	OPP. STRENGTH	TEAM	ADJ.	CONF.	ADJ CONF.
Average RPI Loss:	38	RECORD	PCT. RANK	GAMES	SCHEDULE	OF SCHEDULE	RPI	RPI	RPI	RPI
DIV. I ONLY	7- 2	57	7-2	141	60	40	40	7	7	
DIV. I NON-CONF.	7- 2	56	7-2	141	59	41	41	7	7	
TOTALS	RPI 1-25	RPI 26-50	W-L RECORDS	RPI 51-100	RPI 101-150	RPI 150+				
7- 2	0- 0	0- 2	OVERALL	0- 0	3- 0	4- 0				
5- 0	0- 0	0- 0	HOME	0- 0	1- 0	4- 0				
2- 2	0- 0	0- 2	AWAY	0- 0	2- 0	0- 0				
0- 0	0- 0	0- 0	NEUTRAL	0- 0	0- 0	0- 0				
7- 2	0- 0	0- 2	NON-CONFERENCE	0- 0	3- 0	4- 0				
5- 0	0- 0	0- 0	HOME	0- 0	1- 0	4- 0				
2- 2	0- 0	0- 2	AWAY	0- 0	2- 0	0- 0				
0- 0	0- 0	0- 0	NEUTRAL	0- 0	0- 0	0- 0				
0- 0	0- 0	0- 0	CONFERENCE	0- 0	0- 0	0- 0				
0- 0	0- 0	0- 0	HOME	0- 0	0- 0	0- 0				
0- 0	0- 0	0- 0	AWAY	0- 0	0- 0	0- 0				
0- 0	0- 0	0- 0	NEUTRAL	0- 0	0- 0	0- 0				

RPI S	Opponent	Score	RPI S	Opponent	Score	RPI S	Opponent	Score	RPI S	Opponent	Score
31	A Saint Louis	56 61	45	A Marquette	41 58	104	A North Dakota	66 58	115	A Illinois	74 58
						128	H UT Martin	70 47	154	H Northern Ill.	69 66
						228	H Western Ill.	78 65	257	H Jackson St.	77 55
						259	H SIUE	74 53			
LAST 10 Division I											
257	H Jackson St.	77 55	128	H UT Martin	70 47	104	A North Dakota	66 58	115	A Illinois	74 58
259	H SIUE	74 53	45	A Marquette	41 58						
31	A Saint Louis	56 61									
228	H Western Ill.	78 65									

Non-Div I Games: Truman 87 60

Illinois St.

Average RPI Win:	0	WON-LOST	WINNING	LAST 10	STRENGTH OF	OPP. STRENGTH	TEAM	ADJ.	CONF.	ADJ CONF.
Average RPI Loss:	261	RECORD	PCT. RANK	GAMES	SCHEDULE	OF SCHEDULE	RPI	RPI	RPI	RPI
DIV. I ONLY	0- 6	338	0-6	342	335	351	351	26	26	
DIV. I NON-CONF.	0- 5	338	0-5	338	334	349	349	26	26	
TOTALS	RPI 1-25	RPI 26-50	W-L RECORDS	RPI 51-100	RPI 101-150	RPI 150+				
0- 6	0- 0	0- 0	OVERALL	0- 0	0- 1	0- 5				
0- 2	0- 0	0- 0	HOME	0- 0	0- 0	0- 2				
0- 4	0- 0	0- 0	AWAY	0- 0	0- 1	0- 3				
0- 0	0- 0	0- 0	NEUTRAL	0- 0	0- 0	0- 0				
0- 5	0- 0	0- 0	NON-CONFERENCE	0- 0	0- 1	0- 4				
0- 1	0- 0	0- 0	HOME	0- 0	0- 0	0- 1				
0- 4	0- 0	0- 0	AWAY	0- 0	0- 1	0- 3				
0- 0	0- 0	0- 0	NEUTRAL	0- 0	0- 0	0- 0				
0- 1	0- 0	0- 0	CONFERENCE	0- 0	0- 0	0- 1				
0- 1	0- 0	0- 0	HOME	0- 0	0- 0	0- 1				
0- 0	0- 0	0- 0	AWAY	0- 0	0- 0	0- 0				
0- 0	0- 0	0- 0	NEUTRAL	0- 0	0- 0	0- 0				

RPI 1-25				RPI 26-50				RPI 51-100				RPI 101+ Team's RPI: 351			
RPI	S	Opponent	Score	RPI	S	Opponent	Score	RPI	S	Opponent	Score	RPI	S	Opponent	Score
												116	A	Ohio	41 78
												215	A	Kansas St.	41 85
												294	A	Colorado St.	47 75
												297	H	San Diego St.	48 57
												299	H	Central Ark.	37 47
												346	A	UTSA	56 63
LAST 10 Division I															
				297	H	San Diego St.	48 57	346	A	UTSA	56 63				
				299	H	Central Ark.	37 47								
				215	A	Kansas St.	41 85								
				294	A	Colorado St.	47 75								
				116	A	Ohio	41 78								

Non-Div I Games:	Schreiner	70	35	Tex. A&M Int'l	55	38	UNKNOWN	74	52
------------------	-----------	----	----	----------------	----	----	---------	----	----

Incarnate Word

■ Loss, ■ Non-Conf, S Site, H Home A Away N Neutral

Indiana

Through Games Of Dec. 21, 2019

Average RPI Win:	139	WON-LOST	WINNING	LAST 10	STRENGTH OF	OPP. STRENGTH	TEAM	ADJ.	CONF.	ADJ CONF.
Average RPI Loss:	34	RECORD	PCT. RANK	GAMES	SCHEDULE	OF SCHEDULE	RPI	RPI	RPI	RPI
DIV. I ONLY	10- 1	18	9-1	45	50	13	13	2	2	
DIV. I NON-CONF.	10- 1	18	9-1	46	49	13	13	2	2	
TOTALS	RPI 1-25	RPI 26-50	W-L RECORDS	RPI 51-100	RPI 101-150	RPI 150+				
10- 1	1- 0	1- 1	OVERALL	3- 0	1- 0	4- 0				
5- 0	0- 0	0- 0	HOME	1- 0	1- 0	3- 0				
3- 0	0- 0	1- 0	AWAY	1- 0	0- 0	1- 0				
2- 1	1- 0	0- 1	NEUTRAL	1- 0	0- 0	0- 0				
10- 1	1- 0	1- 1	NON-CONFERENCE	3- 0	1- 0	4- 0				
5- 0	0- 0	0- 0	HOME	1- 0	1- 0	3- 0				
3- 0	0- 0	1- 0	AWAY	1- 0	0- 0	1- 0				
2- 1	1- 0	0- 1	NEUTRAL	1- 0	0- 0	0- 0				
0- 0	0- 0	0- 0	CONFERENCE	0- 0	0- 0	0- 0				
0- 0	0- 0	0- 0	HOME	0- 0	0- 0	0- 0				
0- 0	0- 0	0- 0	AWAY	0- 0	0- 0	0- 0				
0- 0	0- 0	0- 0	NEUTRAL	0- 0	0- 0	0- 0				

RPI 1-25				RPI 26-50				RPI 51-100				RPI 101+			
RPI	S	Opponent	Score	RPI	S	Opponent	Score	RPI	S	Opponent	Score	RPI	S	Opponent	Score
7	N	South Carolina	71 57	32	A	Miami (FL)	58 45	69	H	North Florida	72 45	150	H	Youngstown St.	93 56
				34	N	Baylor	62 77	92	N	Washington St.	78 44	189	A	Florida	73 49
								94	A	Butler	64 53	223	H	Mt. St. Mary's	75 52
												257	H	Jackson St.	91 51
												281	H	Nicholls St.	111 47
LAST 10 Division I															
		92 N Washington St.	78 44			150 H Youngstown St.	93 56								
		34 N Baylor	62 77			94 A Butler	64 53								
		7 N South Carolina	71 57			69 H North Florida	72 45								
		189 A Florida	73 49			32 A Miami (FL)	58 45								
		257 H Jackson St.	91 51			281 H Nicholls St.	111 47								

Non-Div I Games:

Indiana

■ Loss,
 ■ Non-Conf, S Site,
 ■ Home
 ■ Away
 N Neutral

Indiana St.

Through Games Of Dec. 21, 2019

Average RPI Win:	289	WON-LOST	WINNING	LAST 10	STRENGTH OF	OPP. STRENGTH	TEAM	ADJ.	CONF.	ADJ CONF.
Average RPI Loss:	170	RECORD	PCT. RANK	GAMES	SCHEDULE	OF SCHEDULE	RPI	RPI	RPI	RPI
DIV. I ONLY	2- 9	308	2-8	159	333	287	287	7	7	
DIV. I NON-CONF.	2- 9	308	2-8	161	332	289	289	7	7	
TOTALS	RPI 1-25	RPI 26-50	W-L RECORDS	RPI 51-100	RPI 101-150	RPI 150+				
2- 9	0- 0	0- 1	OVERALL	0- 2	0- 0	2- 6				
0- 3	0- 0	0- 0	HOME	0- 0	0- 0	0- 3				
2- 5	0- 0	0- 1	AWAY	0- 2	0- 0	2- 2				
0- 1	0- 0	0- 0	NEUTRAL	0- 0	0- 0	0- 1				
2- 9	0- 0	0- 1	NON-CONFERENCE	0- 2	0- 0	2- 6				
0- 3	0- 0	0- 0	HOME	0- 0	0- 0	0- 3				
2- 5	0- 0	0- 1	AWAY	0- 2	0- 0	2- 2				
0- 1	0- 0	0- 0	NEUTRAL	0- 0	0- 0	0- 1				
0- 0	0- 0	0- 0	CONFERENCE	0- 0	0- 0	0- 0				
0- 0	0- 0	0- 0	HOME	0- 0	0- 0	0- 0				
0- 0	0- 0	0- 0	AWAY	0- 0	0- 0	0- 0				
0- 0	0- 0	0- 0	NEUTRAL	0- 0	0- 0	0- 0				

RPI 1-25				RPI 26-50				RPI 51-100				RPI 101+				Team's RPI: 287	
RPI	S	Opponent	Score	RPI	S	Opponent	Score	RPI	S	Opponent	Score	RPI	S	Opponent	Score		
				44	A	Colorado	46 59	51	A	Kansas	72 84	151	H	Southeast Mo. St.	58 68		
								78	A	Pacific	66 83	180	A	Murray St.	62 70		
												228	A	Western Ill.	72 83		
												234	H	Northern Ky.	68 70		
												245	N	CSUN	59 67		
												253	A	Eastern Ill.	59 57		
												320	H	Marshall	60 72		
												325	A	UIC	61 40		
LAST 10 Division I																	
				245	N	CSUN	59 67	151	H	Southeast Mo. St.	58 68						
				78	A	Pacific	66 83	234	H	Northern Ky.	68 70						
				44	A	Colorado	46 59	180	A	Murray St.	62 70						
				325	A	UIC	61 40	320	H	Marshall	60 72						
				228	A	Western Ill.	72 83	253	A	Eastern Ill.	59 57						

Non-Div I Games:

Indiana St.

■ Loss,
 ■ Non-Conf,
 ■ S Site,
 ■ H Home
 ■ A Away
 N Neutral

Average RPI Win:	307	WON-LOST	WINNING	LAST 10	STRENGTH OF	OPP. STRENGTH	TEAM	ADJ.	CONF.	ADJ CONF.
Average RPI Loss:	119	RECORD	PCT. RANK	GAMES	SCHEDULE	OF SCHEDULE	RPI	RPI	RPI	RPI
DIV. I ONLY	1- 8	322	1-8	13	322	200	200	23	23	
DIV. I NON-CONF.	1- 8	322	1-8	13	321	198	198	23	23	
TOTALS	RPI 1-25	RPI 26-50	W-L RECORDS	RPI 51-100	RPI 101-150	RPI 150+				
1- 8	0- 0	0- 0	OVERALL	0- 4	0- 2	1- 2				
0- 3	0- 0	0- 0	HOME	0- 2	0- 0	0- 1				
1- 3	0- 0	0- 0	AWAY	0- 2	0- 1	1- 0				
0- 2	0- 0	0- 0	NEUTRAL	0- 0	0- 1	0- 1				
1- 8	0- 0	0- 0	NON-CONFERENCE	0- 4	0- 2	1- 2				
0- 3	0- 0	0- 0	HOME	0- 2	0- 0	0- 1				
1- 3	0- 0	0- 0	AWAY	0- 2	0- 1	1- 0				
0- 2	0- 0	0- 0	NEUTRAL	0- 0	0- 1	0- 1				
0- 0	0- 0	0- 0	CONFERENCE	0- 0	0- 0	0- 0				
0- 0	0- 0	0- 0	HOME	0- 0	0- 0	0- 0				
0- 0	0- 0	0- 0	AWAY	0- 0	0- 0	0- 0				
0- 0	0- 0	0- 0	NEUTRAL	0- 0	0- 0	0- 0				

RPI 1-25				RPI 26-50				RPI 51-100				RPI 101+				Team's RPI: 200	
RPI	S	Opponent	Score	RPI	S	Opponent	Score	RPI	S	Opponent	Score	RPI	S	Opponent	Score		
								61	A	Central Mich.	50	70	107	N	Washington	34	65
								68	H	Seton Hall	37	89	117	A	Stony Brook	40	59
								88	A	Penn	42	74	165	H	Massachusetts	51	65
								93	H	Duquesne	74	76	251	N	Towson	58	75
													307	A	Winthrop	68	61
LAST 10 Division I																	
				107	N	Washington	34	65	165	H	Massachusetts	51	65				
				117	A	Stony Brook	40	59	68	H	Seton Hall	37	89				
				88	A	Penn	42	74	61	A	Central Mich.	50	70				
				93	H	Duquesne	74	76	251	N	Towson	58	75				
				307	A	Winthrop	68	61									

Non-Div I Games:

Iona

Average RPI Win:	161	WON-LOST	WINNING	LAST 10	STRENGTH OF	OPP. STRENGTH	TEAM	ADJ.	CONF.	ADJ CONF.
Average RPI Loss:	78	RECORD	PCT. RANK	GAMES	SCHEDULE	OF SCHEDULE	RPI	RPI	RPI	RPI
DIV. I ONLY	9- 2	42	8-2	24	191	15	15	2	2	
DIV. I NON-CONF.	9- 2	41	8-2	23	193	15	15	2	2	
TOTALS	RPI 1-25	RPI 26-50	W-L RECORDS	RPI 51-100	RPI 101-150	RPI 150+				
9- 2	1- 0	1- 1	OVERALL	0- 0	2- 1	5- 0				
6- 0	1- 0	1- 0	HOME	0- 0	0- 0	4- 0				
1- 1	0- 0	0- 1	AWAY	0- 0	1- 0	0- 0				
2- 1	0- 0	0- 0	NEUTRAL	0- 0	1- 1	1- 0				
9- 2	1- 0	1- 1	NON-CONFERENCE	0- 0	2- 1	5- 0				
6- 0	1- 0	1- 0	HOME	0- 0	0- 0	4- 0				
1- 1	0- 0	0- 1	AWAY	0- 0	1- 0	0- 0				
2- 1	0- 0	0- 0	NEUTRAL	0- 0	1- 1	1- 0				
0- 0	0- 0	0- 0	CONFERENCE	0- 0	0- 0	0- 0				
0- 0	0- 0	0- 0	HOME	0- 0	0- 0	0- 0				
0- 0	0- 0	0- 0	AWAY	0- 0	0- 0	0- 0				
0- 0	0- 0	0- 0	NEUTRAL	0- 0	0- 0	0- 0				

RPI 1-25				RPI 26-50				RPI 51-100				RPI 101+			
RPI	S	Opponent	Score	RPI	S	Opponent	Score	RPI	S	Opponent	Score	RPI	S	Opponent	Score
11	H	Princeton	77 75	29	H	Drake	79 67					107	N	Washington	63 70
				49	A	UNI	66 88					122	N	Cincinnati	69 61
												133	A	Iowa St.	75 69
												177	H	Fla. Atlantic	85 53
												191	H	Clemson	74 60
												216	H	North Ala.	86 81
												251	N	Towson	100 72
												322	H	N.C. Central	102 50
LAST 10 Division I															
				251	N	Towson	100 72	29	H	Drake	79 67				
				122	N	Cincinnati	69 61	322	H	N.C. Central	102 50				
				11	H	Princeton	77 75	133	A	Iowa St.	75 69				
				49	A	UNI	66 88	191	H	Clemson	74 60				
				216	H	North Ala.	86 81	107	N	Washington	63 70				

Non-Div I Games:

Iowa

Average RPI Win: 191		WON-LOST	WINNING	LAST 10	STRENGTH OF	OPP. STRENGTH	TEAM	ADJ.	CONF.	ADJ CONF.
Average RPI Loss: 22		RECORD	PCT. RANK	GAMES	SCHEDULE	OF SCHEDULE	RPI	RPI	RPI	RPI
DIV. I ONLY		7- 2	57	7-2	321	2	133	133	6	6
DIV. I NON-CONF.		7- 2	56	7-2	320	2	135	135	6	6
TOTALS		RPI 1-25	RPI 26-50		W-L RECORDS		RPI 51-100	RPI 101-150		RPI 150+
7- 2	0- 1	0- 1		OVERALL		2- 0	0- 0		5- 0	
5- 1	0- 1	0- 0		HOME		1- 0	0- 0		4- 0	
2- 1	0- 0	0- 1		AWAY		1- 0	0- 0		1- 0	
0- 0	0- 0	0- 0		NEUTRAL		0- 0	0- 0		0- 0	
7- 2	0- 1	0- 1		NON-CONFERENCE		2- 0	0- 0		5- 0	
5- 1	0- 1	0- 0		HOME		1- 0	0- 0		4- 0	
2- 1	0- 0	0- 1		AWAY		1- 0	0- 0		1- 0	
0- 0	0- 0	0- 0		NEUTRAL		0- 0	0- 0		0- 0	
0- 0	0- 0	0- 0		CONFERENCE		0- 0	0- 0		0- 0	
0- 0	0- 0	0- 0		HOME		0- 0	0- 0		0- 0	
0- 0	0- 0	0- 0		AWAY		0- 0	0- 0		0- 0	
0- 0	0- 0	0- 0		NEUTRAL		0- 0	0- 0		0- 0	

RPI 1-25				RPI 26-50				RPI 51-100				RPI 101+ Team's RPI: 133			
RPI	S	Opponent	Score	RPI	S	Opponent	Score	RPI	S	Opponent	Score	RPI	S	Opponent	Score
15	H	Iowa	69 75	29	A	Drake	81 86	75	A	Alabama	75 66	156	H	Wright St.	79 71
								80	H	Texas Southern	79 59	184	H	New Orleans	71 53
												263	H	Southern U.	69 36
												286	A	North Dakota St.	86 58
												292	H	Ark.-Pine Bluff	90 40
LAST 10 Division I															
286	A	North Dakota St.	86 58	156	H	Wright St.	79 71								
80	H	Texas Southern	79 59	15	H	Iowa	69 75								
29	A	Drake	81 86	75	A	Alabama	75 66								
263	H	Southern U.	69 36	184	H	New Orleans	71 53								
				292	H	Ark.-Pine Bluff	90 40								

Non-Div I Games:

Iowa St.

■ Loss,
 ■ Non-Conf, S Site,
 ■ Home
 ■ Away
 N Neutral

Average RPI Win:	344	WON-LOST	WINNING	LAST 10	STRENGTH OF	OPP. STRENGTH	TEAM	ADJ.	CONF.	ADJ CONF.
Average RPI Loss:	119	RECORD	PCT. RANK	GAMES	SCHEDULE	OF SCHEDULE	RPI	RPI	RPI	RPI
DIV. I ONLY	1- 8	322	1-8	113	129	257	257	27	27	
DIV. I NON-CONF.	1- 8	322	1-8	113	130	258	258	27	27	
TOTALS	RPI 1-25	RPI 26-50	W-L RECORDS	RPI 51-100	RPI 101-150	RPI 150+				
1- 8	0- 2	0- 2	OVERALL	0- 0	0- 1	1- 3				
0- 1	0- 1	0- 0	HOME	0- 0	0- 0	0- 0				
1- 7	0- 1	0- 2	AWAY	0- 0	0- 1	1- 3				
0- 0	0- 0	0- 0	NEUTRAL	0- 0	0- 0	0- 0				
1- 8	0- 2	0- 2	NON-CONFERENCE	0- 0	0- 1	1- 3				
0- 1	0- 1	0- 0	HOME	0- 0	0- 0	0- 0				
1- 7	0- 1	0- 2	AWAY	0- 0	0- 1	1- 3				
0- 0	0- 0	0- 0	NEUTRAL	0- 0	0- 0	0- 0				
0- 0	0- 0	0- 0	CONFERENCE	0- 0	0- 0	0- 0				
0- 0	0- 0	0- 0	HOME	0- 0	0- 0	0- 0				
0- 0	0- 0	0- 0	AWAY	0- 0	0- 0	0- 0				
0- 0	0- 0	0- 0	NEUTRAL	0- 0	0- 0	0- 0				

RPI 1-25				RPI 26-50				RPI 51-100				RPI 101+ Team's RPI: 257			
RPI	S	Opponent	Score	RPI	S	Opponent	Score	RPI	S	Opponent	Score	RPI	S	Opponent	Score
9	H	Mississippi St.	53 92	32	A	Miami (FL)	68 83					113	A	Bradley	69 78
13	A	Indiana	51 91	40	A	Illinois St.	55 77					185	A	Tulane	46 82
												261	A	Southeastern La.	59 63
												299	A	Central Ark.	54 57
												344	A	Northwestern St.	66 49
LAST 10 Division I															
				40	A	Illinois St.	55 77	113	A	Bradley	69 78				
				344	A	Northwestern St.	66 49	261	A	Southeastern La.	59 63				
				32	A	Miami (FL)	68 83	299	A	Central Ark.	54 57				
				185	A	Tulane	46 82	9	H	Mississippi St.	53 92				
								13	A	Indiana	51 91				

Non-Div I Games:

Jackson St.

■ Loss,
 ■ Non-Conf, S Site,
 ■ Home
 ■ Away
 N Neutral

Jacksonville

Through Games Of Dec. 21, 2019

Average RPI Win:	319	WON-LOST	WINNING	LAST 10	STRENGTH OF	OPP. STRENGTH	TEAM	ADJ.	CONF.	ADJ CONF.
Average RPI Loss:	109	RECORD	PCT. RANK	GAMES	SCHEDULE	OF SCHEDULE	RPI	RPI	RPI	RPI
DIV. I ONLY	5- 5	164	5-5	213	312	205	205	14	14	
DIV. I NON-CONF.	5- 5	163	5-5	216	311	203	203	14	14	
TOTALS	RPI 1-25	RPI 26-50	W-L RECORDS	RPI 51-100	RPI 101-150	RPI 150+				
5- 5	0- 1	0- 1	OVERALL	0- 0	0- 2	5- 1				
3- 2	0- 0	0- 0	HOME	0- 0	0- 1	3- 1				
2- 3	0- 1	0- 1	AWAY	0- 0	0- 1	2- 0				
0- 0	0- 0	0- 0	NEUTRAL	0- 0	0- 0	0- 0				
5- 5	0- 1	0- 1	NON-CONFERENCE	0- 0	0- 2	5- 1				
3- 2	0- 0	0- 0	HOME	0- 0	0- 1	3- 1				
2- 3	0- 1	0- 1	AWAY	0- 0	0- 1	2- 0				
0- 0	0- 0	0- 0	NEUTRAL	0- 0	0- 0	0- 0				
0- 0	0- 0	0- 0	CONFERENCE	0- 0	0- 0	0- 0				
0- 0	0- 0	0- 0	HOME	0- 0	0- 0	0- 0				
0- 0	0- 0	0- 0	AWAY	0- 0	0- 0	0- 0				
0- 0	0- 0	0- 0	NEUTRAL	0- 0	0- 0	0- 0				

RPI 1-25				RPI 26-50				RPI 51-100				RPI 101+ Team's RPI: 205			
RPI	S	Opponent	Score	RPI	S	Opponent	Score	RPI	S	Opponent	Score	RPI	S	Opponent	Score
14	A	Florida St.	41 75	44	A	Colorado	44 66					138	H	Bethune-Cookman	52 53
												147	A	South Fla.	39 70
												204	H	Norfolk St.	64 71
												281	H	Nicholls St.	72 55
												310	H	USC Upstate	87 43
												314	H	FIU	77 52
												342	A	Jacksonville St.	55 40
												348	A	Florida A&M	88 54
LAST 10 Division I															
342	A	Jacksonville St.	55 40	314	H	FIU	77 52								
348	A	Florida A&M	88 54	138	H	Bethune-Cookman	52 53								
310	H	USC Upstate	87 43	204	H	Norfolk St.	64 71								
14	A	Florida St.	41 75	281	H	Nicholls St.	72 55								
147	A	South Fla.	39 70	44	A	Colorado	44 66								

Non-Div I Games: Thomas (GA) 94 36 Johnson (FL) 114 35

Jacksonville

Loss, Non-Conf, S Site, H Home A Away N Neutral

Average RPI Win:	332	WON-LOST	WINNING	LAST 10	STRENGTH OF	OPP. STRENGTH	TEAM	ADJ.	CONF.	ADJ CONF.
Average RPI Loss:	185	RECORD	PCT. RANK	GAMES	SCHEDULE	OF SCHEDULE	RPI	RPI	RPI	RPI
DIV. I ONLY	2- 6	271	2-6	326	278	342	342	20	20	
DIV. I NON-CONF.	2- 6	271	2-6	327	279	342	342	20	20	
TOTALS	RPI 1-25	RPI 26-50	W-L RECORDS	RPI 51-100	RPI 101-150	RPI 150+				
2- 6	0- 0	0- 1	OVERALL	0- 1	0- 0	2- 4				
2- 1	0- 0	0- 0	HOME	0- 0	0- 0	2- 1				
0- 3	0- 0	0- 1	AWAY	0- 1	0- 0	0- 1				
0- 2	0- 0	0- 0	NEUTRAL	0- 0	0- 0	0- 2				
2- 6	0- 0	0- 1	NON-CONFERENCE	0- 1	0- 0	2- 4				
2- 1	0- 0	0- 0	HOME	0- 0	0- 0	2- 1				
0- 3	0- 0	0- 1	AWAY	0- 1	0- 0	0- 1				
0- 2	0- 0	0- 0	NEUTRAL	0- 0	0- 0	0- 2				
0- 0	0- 0	0- 0	CONFERENCE	0- 0	0- 0	0- 0				
0- 0	0- 0	0- 0	HOME	0- 0	0- 0	0- 0				
0- 0	0- 0	0- 0	AWAY	0- 0	0- 0	0- 0				
0- 0	0- 0	0- 0	NEUTRAL	0- 0	0- 0	0- 0				

RPI 1-25			RPI 26-50			RPI 51-100			RPI 101+			Team's RPI: 342
RPI	S	Opponent	Score	RPI	S	Opponent	Score	RPI	S	Opponent	Score	
				47	A	Troy	64 94	59	A	Vanderbilt	66 88	205 H Jacksonville
												40 55
												234 N Northern Ky.
												63 66
												276 N Oakland
												55 61
												289 A Alabama St.
												63 68
												315 H Lipscomb
												65 63
												348 H Florida A&M
												72 67
LAST 10 Division I												
205	H	Jacksonville	40	55	234	N	Northern Ky.	63	66			
276	N	Oakland	55	61	289	A	Alabama St.	63	68			
59	A	Vanderbilt	66	88	47	A	Troy	64	94			
					315	H	Lipscomb	65	63			
					348	H	Florida A&M	72	67			

Non-Div I Games: Clark Atlanta 75 46 Fort Valley St. 87 65

Jacksonville St.

Loss, Non-Conf, S Site, H Home A Away N Neutral

Average RPI Win:	151	WON-LOST	WINNING	LAST 10	STRENGTH OF	OPP. STRENGTH	TEAM	ADJ.	CONF.	ADJ CONF.
Average RPI Loss:	32	RECORD	PCT. RANK	GAMES	SCHEDULE	OF SCHEDULE	RPI	RPI	RPI	RPI
DIV. I ONLY	8- 2	51	8-2	106	31	37	37	16	16	
DIV. I NON-CONF.	8- 2	50	8-2	106	31	37	37	16	16	
TOTALS	RPI 1-25	RPI 26-50	W-L RECORDS	RPI 51-100	RPI 101-150	RPI 150+				
8- 2	0- 1	0- 1	OVERALL	3- 0	2- 0	3- 0				
4- 1	0- 0	0- 1	HOME	1- 0	1- 0	2- 0				
3- 1	0- 1	0- 0	AWAY	1- 0	1- 0	1- 0				
1- 0	0- 0	0- 0	NEUTRAL	1- 0	0- 0	0- 0				
8- 2	0- 1	0- 1	NON-CONFERENCE	3- 0	2- 0	3- 0				
4- 1	0- 0	0- 1	HOME	1- 0	1- 0	2- 0				
3- 1	0- 1	0- 0	AWAY	1- 0	1- 0	1- 0				
1- 0	0- 0	0- 0	NEUTRAL	1- 0	0- 0	0- 0				
0- 0	0- 0	0- 0	CONFERENCE	0- 0	0- 0	0- 0				
0- 0	0- 0	0- 0	HOME	0- 0	0- 0	0- 0				
0- 0	0- 0	0- 0	AWAY	0- 0	0- 0	0- 0				
0- 0	0- 0	0- 0	NEUTRAL	0- 0	0- 0	0- 0				

RPI 1-25				RPI 26-50				Team's RPI: 37		RPI 51-100				RPI 101+			
RPI	S	Opponent	Score	RPI	S	Opponent	Score			RPI	S	Opponent	Score	RPI	S	Opponent	Score
21	A	Virginia	49 55	42	H	Maryland	68 70			52	H	St. John's (NY)	76 73	110	A	Villanova	56 52
										83	N	UCF	46 43	112	H	Liberty	76 53
										89	A	George Washington	69 50	232	A	Georgetown	66 59
														238	H	Delaware St.	83 64
														291	H	Longwood	93 53
LAST 10 Division I																	
				89	A	George Washington	69 50			112	H	Liberty	76 53				
				238	H	Delaware St.	83 64			232	A	Georgetown	66 59				
				83	N	UCF	46 43			52	H	St. John's (NY)	76 73				
				21	A	Virginia	49 55			42	H	Maryland	68 70				
				291	H	Longwood	93 53			110	A	Villanova	56 52				

Non-Div I Games:

James Madison

■ Loss,
 ■ Non-Conf, S Site,
 ■ Home
 ■ Away
 N Neutral

Average RPI Win:	223	WON-LOST	WINNING	LAST 10	STRENGTH OF	OPP. STRENGTH	TEAM	ADJ.	CONF.	ADJ CONF.
Average RPI Loss:	0	RECORD	PCT. RANK	GAMES	SCHEDULE	OF SCHEDULE	RPI	RPI	RPI	RPI
DIV. I ONLY	9- 0	1	9-0	277	190	51	51	6	6	
DIV. I NON-CONF.	9- 0	1	9-0	279	192	52	52	6	6	
TOTALS	RPI 1-25	RPI 26-50	W-L RECORDS	RPI 51-100	RPI 101-150	RPI 150+				
9- 0	0- 0	0- 0	OVERALL	0- 0	0- 0	9- 0				
7- 0	0- 0	0- 0	HOME	0- 0	0- 0	7- 0				
1- 0	0- 0	0- 0	AWAY	0- 0	0- 0	1- 0				
1- 0	0- 0	0- 0	NEUTRAL	0- 0	0- 0	1- 0				
9- 0	0- 0	0- 0	NON-CONFERENCE	0- 0	0- 0	9- 0				
7- 0	0- 0	0- 0	HOME	0- 0	0- 0	7- 0				
1- 0	0- 0	0- 0	AWAY	0- 0	0- 0	1- 0				
1- 0	0- 0	0- 0	NEUTRAL	0- 0	0- 0	1- 0				
0- 0	0- 0	0- 0	CONFERENCE	0- 0	0- 0	0- 0				
0- 0	0- 0	0- 0	HOME	0- 0	0- 0	0- 0				
0- 0	0- 0	0- 0	AWAY	0- 0	0- 0	0- 0				
0- 0	0- 0	0- 0	NEUTRAL	0- 0	0- 0	0- 0				

RPI 1-25				RPI 26-50				RPI 51-100				Team's RPI: 51		RPI 101+			
RPI	S	Opponent	Score	RPI	S	Opponent	Score	RPI	S	Opponent	Score	RPI	S	Opponent	Score		
												156	N	Wright St.	74 63		
												159	H	Saint Mary's (CA)	86 81		
												177	A	Fla. Atlantic	90 60		
												186	H	Texas St.	68 48		
												189	H	Florida	76 66		
												250	H	UMass Lowell	79 44		
												279	H	Omaha	63 48		
												287	H	Indiana St.	84 72		
												325	H	UIC	91 50		
LAST 10 Division I																	
				159	H	Saint Mary's (CA)	86 81	186	H	Texas St.	68 48						
				189	H	Florida	76 66	250	H	UMass Lowell	79 44						
				177	A	Fla. Atlantic	90 60	279	H	Omaha	63 48						
				156	N	Wright St.	74 63	325	H	UIC	91 50						
								287	H	Indiana St.	84 72						

Non-Div I Games:

Kansas

Average RPI Win:	279	WON-LOST	WINNING	LAST 10	STRENGTH OF	OPP. STRENGTH	TEAM	ADJ.	CONF.	ADJ CONF.
Average RPI Loss:	91	RECORD	PCT. RANK	GAMES	SCHEDULE	OF SCHEDULE	RPI	RPI	RPI	RPI
DIV. I ONLY	5- 5	164	5-5	240	213	215	215	6	6	
DIV. I NON-CONF.	5- 5	163	5-5	242	216	217	217	6	6	
TOTALS	RPI 1-25	RPI 26-50	W-L RECORDS	RPI 51-100	RPI 101-150	RPI 150+				
5- 5	0- 1	0- 1	OVERALL	0- 0	0- 3	5- 0				
4- 1	0- 0	0- 0	HOME	0- 0	0- 1	4- 0				
1- 2	0- 1	0- 1	AWAY	0- 0	0- 0	1- 0				
0- 2	0- 0	0- 0	NEUTRAL	0- 0	0- 2	0- 0				
5- 5	0- 1	0- 1	NON-CONFERENCE	0- 0	0- 3	5- 0				
4- 1	0- 0	0- 0	HOME	0- 0	0- 1	4- 0				
1- 2	0- 1	0- 1	AWAY	0- 0	0- 0	1- 0				
0- 2	0- 0	0- 0	NEUTRAL	0- 0	0- 2	0- 0				
0- 0	0- 0	0- 0	CONFERENCE	0- 0	0- 0	0- 0				
0- 0	0- 0	0- 0	HOME	0- 0	0- 0	0- 0				
0- 0	0- 0	0- 0	AWAY	0- 0	0- 0	0- 0				
0- 0	0- 0	0- 0	NEUTRAL	0- 0	0- 0	0- 0				

RPI 1-25				RPI 26-50				RPI 51-100				RPI 101+ Team's RPI: 215			
RPI	S	Opponent	Score	RPI	S	Opponent	Score	RPI	S	Opponent	Score	RPI	S	Opponent	Score
22	A	Oregon	51 89	48	A	Arkansas	72 81					102	H	UT Arlington	53 57
												137	N	Michigan St.	60 65
												145	N	Memphis	68 72
												214	H	Oral Roberts	109 69
												227	A	UMKC	74 67
												279	H	Omaha	73 48
												325	H	UIC	84 40
												351	H	Incarnate Word	85 41
LAST 10 Division I															
22	A	Oregon	51 89	145	N	Memphis	68 72								
227	A	UMKC	74 67	102	H	UT Arlington	53 57								
48	A	Arkansas	72 81	214	H	Oral Roberts	109 69								
351	H	Incarnate Word	85 41	325	H	UIC	84 40								
137	N	Michigan St.	60 65	279	H	Omaha	73 48								

Non-Div I Games:

Kansas St.

■ Loss,
 ■ Non-Conf,
 ■ S Site,
 ■ H Home
 ■ A Away
 N Neutral

Average RPI Win:	269	WON-LOST	WINNING	LAST 10	STRENGTH OF	OPP. STRENGTH	TEAM	ADJ.	CONF.	ADJ CONF.
Average RPI Loss:	129	RECORD	PCT. RANK	GAMES	SCHEDULE	OF SCHEDULE	RPI	RPI	RPI	RPI
DIV. I ONLY	5- 5	164	5-5	278	179	199	199	14	14	
DIV. I NON-CONF.	5- 5	163	5-5	281	181	197	197	14	14	
TOTALS	RPI 1-25	RPI 26-50	W-L RECORDS	RPI 51-100	RPI 101-150	RPI 150+				
5- 5	0- 0	0- 2	OVERALL	0- 1	1- 0	4- 2				
2- 1	0- 0	0- 1	HOME	0- 0	1- 0	1- 0				
2- 4	0- 0	0- 1	AWAY	0- 1	0- 0	2- 2				
1- 0	0- 0	0- 0	NEUTRAL	0- 0	0- 0	1- 0				
5- 5	0- 0	0- 2	NON-CONFERENCE	0- 1	1- 0	4- 2				
2- 1	0- 0	0- 1	HOME	0- 0	1- 0	1- 0				
2- 4	0- 0	0- 1	AWAY	0- 1	0- 0	2- 2				
1- 0	0- 0	0- 0	NEUTRAL	0- 0	0- 0	1- 0				
0- 0	0- 0	0- 0	CONFERENCE	0- 0	0- 0	0- 0				
0- 0	0- 0	0- 0	HOME	0- 0	0- 0	0- 0				
0- 0	0- 0	0- 0	AWAY	0- 0	0- 0	0- 0				
0- 0	0- 0	0- 0	NEUTRAL	0- 0	0- 0	0- 0				

RPI S	Opponent	Score	RPI S	Opponent	Score	RPI S	Opponent	Score	RPI S	Opponent	Score	Team's RPI: 199
30	H Georgia Tech	47 63	93	A Duquesne	72 75	149	H Samford	60 55				
46	A Georgia	65 80				225	A Campbell	51 63				
						252	A Navy	62 82				
						266	A Ga. Southern	95 69				
						290	A UNCW	58 56				
						311	H Mercer	92 64				
						330	N UMBC	59 44				
LAST 10 Division I												
93	A Duquesne	72 75	290	A UNCW	58 56							
30	H Georgia Tech	47 63	266	A Ga. Southern	95 69							
330	N UMBC	59 44	311	H Mercer	92 64							
252	A Navy	62 82	149	H Samford	60 55							
225	A Campbell	51 63	46	A Georgia	65 80							

Non-Div I Games:

Kennesaw St.

Average RPI Win:	212	WON-LOST	WINNING	LAST 10	STRENGTH OF	OPP. STRENGTH	TEAM	ADJ.	CONF.	ADJ CONF.
Average RPI Loss:	31	RECORD	PCT. RANK	GAMES	SCHEDULE	OF SCHEDULE	RPI	RPI	RPI	RPI
DIV. I ONLY	6- 4	126	6-4	57	127	66	66	9	9	
DIV. I NON-CONF.	6- 4	124	6-4	57	127	67	67	9	9	
TOTALS	RPI 1-25	RPI 26-50	W-L RECORDS	RPI 51-100	RPI 101-150	RPI 150+				
6- 4	0- 2	0- 2	OVERALL	1- 0	1- 0	4- 0				
2- 1	0- 1	0- 0	HOME	0- 0	0- 0	2- 0				
2- 1	0- 1	0- 0	AWAY	1- 0	1- 0	0- 0				
2- 2	0- 0	0- 2	NEUTRAL	0- 0	0- 0	2- 0				
6- 4	0- 2	0- 2	NON-CONFERENCE	1- 0	1- 0	4- 0				
2- 1	0- 1	0- 0	HOME	0- 0	0- 0	2- 0				
2- 1	0- 1	0- 0	AWAY	1- 0	1- 0	0- 0				
2- 2	0- 0	0- 2	NEUTRAL	0- 0	0- 0	2- 0				
0- 0	0- 0	0- 0	CONFERENCE	0- 0	0- 0	0- 0				
0- 0	0- 0	0- 0	HOME	0- 0	0- 0	0- 0				
0- 0	0- 0	0- 0	AWAY	0- 0	0- 0	0- 0				
0- 0	0- 0	0- 0	NEUTRAL	0- 0	0- 0	0- 0				

RPI 1-25				RPI 26-50				RPI 51-100				RPI 101+			
RPI	S	Opponent	Score	RPI	S	Opponent	Score	RPI	S	Opponent	Score	RPI	S	Opponent	Score
18	A	Purdue	64 77	38	N	Michigan	53 88	93	A	Duquesne	77 75	150	A	Youngstown St.	82 73
20	H	Ohio St.	65 75	47	N	Troy	64 71					163	H	Robert Morris	82 81
												266	N	Ga. Southern	62 48
												277	H	St. Bonaventure	81 58
												324	N	Purdue Fort Wayne	75 67
LAST 10 Division I															
		47 N Troy	64 71			20 H Ohio St.	65 75								
		266 N Ga. Southern	62 48			324 N Purdue Fort Wayne	75 67								
		18 A Purdue	64 77			38 N Michigan	53 88								
		277 H St. Bonaventure	81 58			150 A Youngstown St.	82 73								
		163 H Robert Morris	82 81			93 A Duquesne	77 75								

Non-Div I Games:

Kent St.

Average RPI Win:	160	WON-LOST	WINNING	LAST 10	STRENGTH OF	OPP. STRENGTH	TEAM	ADJ.	CONF.	ADJ CONF.
Average RPI Loss:	4	RECORD	PCT. RANK	GAMES	SCHEDULE	OF SCHEDULE	RPI	RPI	RPI	RPI
DIV. I ONLY	11- 1	11	9-1	126	30	28	28	4	4	
DIV. I NON-CONF.	11- 1	11	9-1	126	30	28	28	4	4	
TOTALS	RPI 1-25	RPI 26-50	W-L RECORDS	RPI 51-100	RPI 101-150	RPI 150+				
11- 1	1- 1	1- 0	OVERALL	3- 0	1- 0	5- 0				
8- 1	0- 1	1- 0	HOME	1- 0	1- 0	5- 0				
3- 0	1- 0	0- 0	AWAY	2- 0	0- 0	0- 0				
0- 0	0- 0	0- 0	NEUTRAL	0- 0	0- 0	0- 0				
11- 1	1- 1	1- 0	NON-CONFERENCE	3- 0	1- 0	5- 0				
8- 1	0- 1	1- 0	HOME	1- 0	1- 0	5- 0				
3- 0	1- 0	0- 0	AWAY	2- 0	0- 0	0- 0				
0- 0	0- 0	0- 0	NEUTRAL	0- 0	0- 0	0- 0				
0- 0	0- 0	0- 0	CONFERENCE	0- 0	0- 0	0- 0				
0- 0	0- 0	0- 0	HOME	0- 0	0- 0	0- 0				
0- 0	0- 0	0- 0	AWAY	0- 0	0- 0	0- 0				
0- 0	0- 0	0- 0	NEUTRAL	0- 0	0- 0	0- 0				

RPI 1-25				RPI 26-50				Team's RPI: 28				RPI 51-100				RPI 101+			
RPI	S	Opponent	Score	RPI	S	Opponent	Score	RPI	S	Opponent	Score	RPI	S	Opponent	Score	RPI	S	Opponent	Score
4	H	Louisville	66 67	35	H	Charlotte	86 39	56	A	California	63 61	149	H	Samford	79 49				
21	A	Virginia	50 47					67	H	Austin Peay	81 52	218	H	Stetson	67 48				
								82	A	Middle Tenn.	67 52	223	H	Mt. St. Mary's	67 44				
												301	H	Grambling	81 35				
												302	H	Morehead St.	79 54				
												307	H	Winthrop	91 36				
LAST 10 Division I																			
56	A	California	63 61	67	H	Austin Peay	81 52												
4	H	Louisville	66 67	301	H	Grambling	81 35												
307	H	Winthrop	91 36	302	H	Morehead St.	79 54												
149	H	Samford	79 49	21	A	Virginia	50 47												
35	H	Charlotte	86 39	218	H	Stetson	67 48												

Non-Div I Games:

Kentucky

■ Loss,
 ■ Non-Conf, S Site,
 ■ Home
 ■ Away
 N Neutral

Average RPI Win: 321		WON-LOST	WINNING	LAST 10	STRENGTH OF	OPP. STRENGTH	TEAM	ADJ.	CONF.	ADJ CONF.
Average RPI Loss: 217		RECORD	PCT. RANK	GAMES	SCHEDULE	OF SCHEDULE	RPI	RPI	RPI	RPI
DIV. I ONLY		1- 9	326	1-9	257	347	341	341	30	30
DIV. I NON-CONF.		1- 9	325	1-9	262	347	341	341	30	30
TOTALS	RPI 1-25		RPI 26-50		W-L RECORDS		RPI 51-100		RPI 101-150	RPI 150+
1- 9	0- 0		0- 0		OVERALL		0- 0		0- 2	1- 7
1- 5	0- 0		0- 0		HOME		0- 0		0- 2	1- 3
0- 4	0- 0		0- 0		AWAY		0- 0		0- 0	0- 4
0- 0	0- 0		0- 0		NEUTRAL		0- 0		0- 0	0- 0
1- 9	0- 0		0- 0		NON-CONFERENCE		0- 0		0- 2	1- 7
1- 5	0- 0		0- 0		HOME		0- 0		0- 2	1- 3
0- 4	0- 0		0- 0		AWAY		0- 0		0- 0	0- 4
0- 0	0- 0		0- 0		NEUTRAL		0- 0		0- 0	0- 0
0- 0	0- 0		0- 0		CONFERENCE		0- 0		0- 0	0- 0
0- 0	0- 0		0- 0		HOME		0- 0		0- 0	0- 0
0- 0	0- 0		0- 0		AWAY		0- 0		0- 0	0- 0
0- 0	0- 0		0- 0		NEUTRAL		0- 0		0- 0	0- 0

RPI 1-25				RPI 26-50				RPI 51-100				RPI 101+				Team's RPI: 341	
RPI	S	Opponent	Score	RPI	S	Opponent	Score	RPI	S	Opponent	Score	RPI	S	Opponent	Score		
												117	H	Stony Brook	49	80	
												136	H	Cleveland St.	49	79	
												161	A	Rhode Island	56	79	
												219	A	Lafayette	60	65	
												220	H	Fairfield	51	53	
												250	A	UMass Lowell	56	65	
												254	H	Vermont	62	73	
												258	A	Army West Point	60	67	
												321	H	Hofstra	85	46	
												338	H	Saint Peter's	74	89	
LAST 10 Division I																	
				254	H	Vermont	62	73	219	A	Lafayette	60	65				
				250	A	UMass Lowell	56	65	136	H	Cleveland St.	49	79				
				258	A	Army West Point	60	67	220	H	Fairfield	51	53				
				321	H	Hofstra	85	46	161	A	Rhode Island	56	79				
				117	H	Stony Brook	49	80	338	H	Saint Peter's	74	89				

Non-Div I Games:

LIU Brooklyn

■ Loss, ■ Non-Conf, S Site, H Home A Away N Neutral

Average RPI Win:	185	WON-LOST	WINNING	LAST 10	STRENGTH OF	OPP. STRENGTH	TEAM	ADJ.	CONF.	ADJ CONF.
Average RPI Loss:	151	RECORD	PCT. RANK	GAMES	SCHEDULE	OF SCHEDULE	RPI	RPI	RPI	RPI
DIV. I ONLY	3- 9	271	2-8	197	145	270	270	12	12	
DIV. I NON-CONF.	3- 9	271	2-8	199	146	270	270	12	12	
TOTALS	RPI 1-25	RPI 26-50	W-L RECORDS	RPI 51-100	RPI 101-150	RPI 150+				
3- 9	0- 1	0- 0	OVERALL	0- 3	0- 0	3- 5				
1- 4	0- 0	0- 0	HOME	0- 1	0- 0	1- 3				
2- 3	0- 1	0- 0	AWAY	0- 0	0- 0	2- 2				
0- 2	0- 0	0- 0	NEUTRAL	0- 2	0- 0	0- 0				
3- 9	0- 1	0- 0	NON-CONFERENCE	0- 3	0- 0	3- 5				
1- 4	0- 0	0- 0	HOME	0- 1	0- 0	1- 3				
2- 3	0- 1	0- 0	AWAY	0- 0	0- 0	2- 2				
0- 2	0- 0	0- 0	NEUTRAL	0- 2	0- 0	0- 0				
0- 0	0- 0	0- 0	CONFERENCE	0- 0	0- 0	0- 0				
0- 0	0- 0	0- 0	HOME	0- 0	0- 0	0- 0				
0- 0	0- 0	0- 0	AWAY	0- 0	0- 0	0- 0				
0- 0	0- 0	0- 0	NEUTRAL	0- 0	0- 0	0- 0				

RPI 1-25				RPI 26-50				RPI 51-100				RPI 101+ Team's RPI: 270			
RPI	S	Opponent	Score	RPI	S	Opponent	Score	RPI	S	Opponent	Score	RPI	S	Opponent	Score
17	A	UCLA	52 74					60	H	Yale	65 81	157	H	Hawaii	65 51
								65	N	Providence	45 48	160	A	New Mexico	73 72
								72	N	Ball St.	72 77	203	H	Cal St. Fullerton	74 79
												213	A	UC Irvine	65 80
												232	H	Georgetown	53 64
												239	A	Long Beach St.	70 57
												245	H	CSUN	54 56
												256	A	Tulsa	56 75
LAST 10 Division I															
		65	N	Providence	45	48		232	H	Georgetown	53	64			
		160	A	New Mexico	73	72		256	A	Tulsa	56	75			
		72	N	Ball St.	72	77		239	A	Long Beach St.	70	57			
		245	H	CSUN	54	56		213	A	UC Irvine	65	80			
		60	H	Yale	65	81		203	H	Cal St. Fullerton	74	79			

Non-Div I Games: Cal St. San B'dino 94 46

LMU (CA)

■ Loss,
 ■ Non-Conf,
 ■ S Site,
 ■ H Home
 ■ A Away
 N Neutral

Average RPI Win:	167	WON-LOST	WINNING	LAST 10	STRENGTH OF	OPP. STRENGTH	TEAM	ADJ.	CONF.	ADJ CONF.
Average RPI Loss:	27	RECORD	PCT. RANK	GAMES	SCHEDULE	OF SCHEDULE	RPI	RPI	RPI	RPI
DIV. I ONLY	9- 2	42	8-2	77	45	27	27	4	4	
DIV. I NON-CONF.	9- 2	41	8-2	78	44	27	27	4	4	
TOTALS	RPI 1-25	RPI 26-50	W-L RECORDS	RPI 51-100	RPI 101-150	RPI 150+				
9- 2	0- 1	2- 1	OVERALL	0- 0	2- 0	5- 0				
4- 1	0- 1	1- 0	HOME	0- 0	0- 0	3- 0				
3- 1	0- 0	1- 1	AWAY	0- 0	0- 0	2- 0				
2- 0	0- 0	0- 0	NEUTRAL	0- 0	2- 0	0- 0				
9- 2	0- 1	2- 1	NON-CONFERENCE	0- 0	2- 0	5- 0				
4- 1	0- 1	1- 0	HOME	0- 0	0- 0	3- 0				
3- 1	0- 0	1- 1	AWAY	0- 0	0- 0	2- 0				
2- 0	0- 0	0- 0	NEUTRAL	0- 0	2- 0	0- 0				
0- 0	0- 0	0- 0	CONFERENCE	0- 0	0- 0	0- 0				
0- 0	0- 0	0- 0	HOME	0- 0	0- 0	0- 0				
0- 0	0- 0	0- 0	AWAY	0- 0	0- 0	0- 0				
0- 0	0- 0	0- 0	NEUTRAL	0- 0	0- 0	0- 0				

RPI 1-25				RPI 26-50				Team's RPI: 27		RPI 51-100				RPI 101+			
RPI	S	Opponent	Score	RPI	S	Opponent	Score			RPI	S	Opponent	Score	RPI	S	Opponent	Score
14	H	Florida St.	62 70	39	A	Oklahoma	68 90							137	N	Michigan St.	58 56
				41	H	Rutgers	64 58							145	N	Memphis	89 58
				43	A	FGCU	74 63							184	H	New Orleans	83 49
														185	A	Tulane	59 54
														226	A	Little Rock	65 50
														261	H	Southeastern La.	62 52
														281	H	Nicholls St.	63 32
LAST 10 Division I																	
				43	A	FGCU	74 63			41	H	Rutgers	64 58				
				39	A	Oklahoma	68 90			261	H	Southeastern La.	62 52				
				281	H	Nicholls St.	63 32			185	A	Tulane	59 54				
				145	N	Memphis	89 58			226	A	Little Rock	65 50				
				137	N	Michigan St.	58 56			14	H	Florida St.	62 70				

Non-Div I Games:

LSU

Average RPI Win:	232	WON-LOST	WINNING	LAST 10	STRENGTH OF	OPP. STRENGTH	TEAM	ADJ.	CONF.	ADJ CONF.
Average RPI Loss:	131	RECORD	PCT. RANK	GAMES	SCHEDULE	OF SCHEDULE	RPI	RPI	RPI	RPI
DIV. I ONLY	6- 6	164	5-5	172	274	175	175	11	11	
DIV. I NON-CONF.	6- 6	163	5-5	174	275	174	174	11	11	
TOTALS	RPI 1-25	RPI 26-50	W-L RECORDS	RPI 51-100	RPI 101-150	RPI 150+				
6- 6	0- 0	0- 0	OVERALL	0- 2	1- 2	5- 2				
2- 3	0- 0	0- 0	HOME	0- 1	1- 1	1- 1				
3- 3	0- 0	0- 0	AWAY	0- 1	0- 1	3- 1				
1- 0	0- 0	0- 0	NEUTRAL	0- 0	0- 0	1- 0				
6- 6	0- 0	0- 0	NON-CONFERENCE	0- 2	1- 2	5- 2				
2- 3	0- 0	0- 0	HOME	0- 1	1- 1	1- 1				
3- 3	0- 0	0- 0	AWAY	0- 1	0- 1	3- 1				
1- 0	0- 0	0- 0	NEUTRAL	0- 0	0- 0	1- 0				
0- 0	0- 0	0- 0	CONFERENCE	0- 0	0- 0	0- 0				
0- 0	0- 0	0- 0	HOME	0- 0	0- 0	0- 0				
0- 0	0- 0	0- 0	AWAY	0- 0	0- 0	0- 0				
0- 0	0- 0	0- 0	NEUTRAL	0- 0	0- 0	0- 0				

RPI 1-25				RPI 26-50				RPI 51-100				RPI 101+				Team's RPI: 175	
RPI	S	Opponent	Score	RPI	S	Opponent	Score	RPI	S	Opponent	Score	RPI	S	Opponent	Score		
								62	A	Drexel	31	69	109	A	Rider	43	70
								88	H	Penn	49	65	110	H	Villanova	69	77
													124	H	Harvard	75	69
													163	H	Robert Morris	68	71
													179	A	Howard	78	62
													204	A	Norfolk St.	55	52
													221	A	Penn St.	69	67
													252	A	Navy	46	61
													330	N	UMBC	74	58
													332	H	Coppin St.	79	46
LAST 10 Division I																	
				110	H	Villanova	69	77		330	N	UMBC	74	58			
				62	A	Drexel	31	69		332	H	Coppin St.	79	46			
				109	A	Rider	43	70		204	A	Norfolk St.	55	52			
				88	H	Penn	49	65		221	A	Penn St.	69	67			
				252	A	Navy	46	61		124	H	Harvard	75	69			

Non-Div I Games:

La Salle

■ Loss,
 ■ Non-Conf,
 ■ S Site,
 ■ H Home
 ■ A Away
 N Neutral

La.-Monroe

Through Games Of Dec. 21, 2019

Average RPI Win:	344	WON-LOST	WINNING	LAST 10	STRENGTH OF	OPP. STRENGTH	TEAM	ADJ.	CONF.	ADJ CONF.
Average RPI Loss:	258	RECORD	PCT. RANK	GAMES	SCHEDULE	OF SCHEDULE	RPI	RPI	RPI	RPI
DIV. I ONLY	1- 8	322	1-8	347	299	350	350	22	22	
DIV. I NON-CONF.	1- 8	322	1-8	347	298	351	351	22	22	
TOTALS	RPI 1-25	RPI 26-50	W-L RECORDS	RPI 51-100	RPI 101-150	RPI 150+				
1- 8	0- 0	0- 0	OVERALL	0- 0	0- 0	1- 8				
1- 3	0- 0	0- 0	HOME	0- 0	0- 0	1- 3				
0- 5	0- 0	0- 0	AWAY	0- 0	0- 0	0- 5				
0- 0	0- 0	0- 0	NEUTRAL	0- 0	0- 0	0- 0				
1- 8	0- 0	0- 0	NON-CONFERENCE	0- 0	0- 0	1- 8				
1- 3	0- 0	0- 0	HOME	0- 0	0- 0	1- 3				
0- 5	0- 0	0- 0	AWAY	0- 0	0- 0	0- 5				
0- 0	0- 0	0- 0	NEUTRAL	0- 0	0- 0	0- 0				
0- 0	0- 0	0- 0	CONFERENCE	0- 0	0- 0	0- 0				
0- 0	0- 0	0- 0	HOME	0- 0	0- 0	0- 0				
0- 0	0- 0	0- 0	AWAY	0- 0	0- 0	0- 0				
0- 0	0- 0	0- 0	NEUTRAL	0- 0	0- 0	0- 0				

RPI 1-25				RPI 26-50				RPI 51-100				RPI 101+				Team's RPI: 350	
RPI	S	Opponent	Score	RPI	S	Opponent	Score	RPI	S	Opponent	Score	RPI	S	Opponent	Score		
												207	H	Southern Miss.	42	57	
												212	A	North Texas	51	63	
												237	A	Tennessee Tech	68	75	
												261	H	Southeastern La.	52	65	
												268	H	Houston Baptist	65	72	
												281	A	Nicholls St.	59	74	
												296	A	Ole Miss	42	66	
												303	A	McNeese	69	72	
												344	H	Northwestern St.	63	54	
LAST 10 Division I																	
				212	A	North Texas	51	63	344	H	Northwestern St.	63	54				
				281	A	Nicholls St.	59	74	207	H	Southern Miss.	42	57				
				268	H	Houston Baptist	65	72	237	A	Tennessee Tech	68	75				
				303	A	McNeese	69	72	296	A	Ole Miss	42	66				
				261	H	Southeastern La.	52	65									

Non-Div I Games:

La.-Monroe

■ Loss,
 ■ Non-Conf, S Site,
 ■ Home
 ■ Away
 N Neutral

Average RPI Win:	309	WON-LOST	WINNING	LAST 10	STRENGTH OF	OPP. STRENGTH	TEAM	ADJ.	CONF.	ADJ CONF.
Average RPI Loss:	104	RECORD	PCT. RANK	GAMES	SCHEDULE	OF SCHEDULE	RPI	RPI	RPI	RPI
DIV. I ONLY	4- 5	196	4-5	239	272	219	219	13	13	
DIV. I NON-CONF.	4- 5	194	4-5	241	273	220	220	13	13	
TOTALS	RPI 1-25	RPI 26-50	W-L RECORDS	RPI 51-100	RPI 101-150	RPI 150+				
4- 5	0- 0	0- 0	OVERALL	0- 3	0- 1	4- 1				
3- 1	0- 0	0- 0	HOME	0- 1	0- 0	3- 0				
1- 4	0- 0	0- 0	AWAY	0- 2	0- 1	1- 1				
0- 0	0- 0	0- 0	NEUTRAL	0- 0	0- 0	0- 0				
4- 5	0- 0	0- 0	NON-CONFERENCE	0- 3	0- 1	4- 1				
3- 1	0- 0	0- 0	HOME	0- 1	0- 0	3- 0				
1- 4	0- 0	0- 0	AWAY	0- 2	0- 1	1- 1				
0- 0	0- 0	0- 0	NEUTRAL	0- 0	0- 0	0- 0				
0- 0	0- 0	0- 0	CONFERENCE	0- 0	0- 0	0- 0				
0- 0	0- 0	0- 0	HOME	0- 0	0- 0	0- 0				
0- 0	0- 0	0- 0	AWAY	0- 0	0- 0	0- 0				
0- 0	0- 0	0- 0	NEUTRAL	0- 0	0- 0	0- 0				

RPI 1-25				RPI 26-50				RPI 51-100				RPI 101+				Team's RPI: 219	
RPI	S	Opponent	Score	RPI	S	Opponent	Score	RPI	S	Opponent	Score	RPI	S	Opponent	Score		
								52	A	St. John's (NY)	44	76	108	A	Binghamton	64	74
								68	A	Seton Hall	50	74	201	A	Monmouth	44	52
								93	H	Duquesne	65	73	243	H	Manhattan	60	53
													323	A	Albany (NY)	54	47
													329	H	Fairleigh Dickinson	61	29
													341	H	LIU Brooklyn	65	60
LAST 10 Division I																	
				201	A	Monmouth	44	52	68	A	Seton Hall	50	74				
				243	H	Manhattan	60	53	52	A	St. John's (NY)	44	76				
				323	A	Albany (NY)	54	47	108	A	Binghamton	64	74				
				341	H	LIU Brooklyn	65	60	329	H	Fairleigh Dickinson	61	29				
				93	H	Duquesne	65	73									

Non-Div I Games:

Lafayette

Average RPI Win:	245	WON-LOST	WINNING	LAST 10	STRENGTH OF	OPP. STRENGTH	TEAM	ADJ.	CONF.	ADJ CONF.
Average RPI Loss:	117	RECORD	PCT. RANK	GAMES	SCHEDULE	OF SCHEDULE	RPI	RPI	RPI	RPI
DIV. I ONLY	4- 5	196	4-5	97	253	152	152	26	26	
DIV. I NON-CONF.	2- 5	260	2-5	25	212	160	160	26	26	

TOTALS	RPI 1-25	RPI 26-50	W-L RECORDS	RPI 51-100	RPI 101-150	RPI 150+
4- 5	0- 1	0- 1	OVERALL	1- 1	0- 0	3- 2
2- 1	0- 0	0- 0	HOME	0- 0	0- 0	2- 1
1- 4	0- 1	0- 1	AWAY	0- 1	0- 0	1- 1
1- 0	0- 0	0- 0	NEUTRAL	1- 0	0- 0	0- 0
2- 5	0- 1	0- 1	NON-CONFERENCE	1- 1	0- 0	1- 2
1- 1	0- 0	0- 0	HOME	0- 0	0- 0	1- 1
0- 4	0- 1	0- 1	AWAY	0- 1	0- 0	0- 1
1- 0	0- 0	0- 0	NEUTRAL	1- 0	0- 0	0- 0
2- 0	0- 0	0- 0	CONFERENCE	0- 0	0- 0	2- 0
1- 0	0- 0	0- 0	HOME	0- 0	0- 0	1- 0
1- 0	0- 0	0- 0	AWAY	0- 0	0- 0	1- 0
0- 0	0- 0	0- 0	NEUTRAL	0- 0	0- 0	0- 0

RPI 1-25				RPI 26-50				RPI 51-100				RPI 101+ Team's RPI: 152			
RPI	S	Opponent	Score	RPI	S	Opponent	Score	RPI	S	Opponent	Score	RPI	S	Opponent	Score
25	A	NC State	40 81	34	A	Baylor	28 90	53	A	Oklahoma St.	53 74	157	H	Louisiana	63 74
								96	N	Idaho	47 44	261	A	Southeastern La.	65 57
												278	H	Denver	71 59
												318	A	Cal Poly	56 57
												344	H	Northwestern St.	61 58
LAST 10 Division I															
278	H	Denver	71 59	344	H	Northwestern St.	61 58								
318	A	Cal Poly	56 57	261	A	Southeastern La.	65 57								
96	N	Idaho	47 44	25	A	NC State	40 81								
157	H	Louisiana	63 74	53	A	Oklahoma St.	53 74								
34	A	Baylor	28 90												

Non-Div I Games: Howard Payne 96 36 LeTourneau 90 38

Lamar University

Loss, Non-Conf, S Site, H Home A Away N Neutral

Average RPI Win:	182	WON-LOST	WINNING	LAST 10	STRENGTH OF	OPP. STRENGTH	TEAM	ADJ.	CONF.	ADJ CONF.
Average RPI Loss:	83	RECORD	PCT. RANK	GAMES	SCHEDULE	OF SCHEDULE	RPI	RPI	RPI	RPI
DIV. I ONLY	6- 3	86	6-3	157	96	84	84	13	13	
DIV. I NON-CONF.	6- 3	85	6-3	159	97	84	84	13	13	
TOTALS	RPI 1-25	RPI 26-50	W-L RECORDS	RPI 51-100	RPI 101-150	RPI 150+				
6- 3	0- 0	0- 1	OVERALL	2- 1	1- 1	3- 0				
3- 0	0- 0	0- 0	HOME	2- 0	0- 0	1- 0				
3- 1	0- 0	0- 1	AWAY	0- 0	1- 0	2- 0				
0- 2	0- 0	0- 0	NEUTRAL	0- 1	0- 1	0- 0				
6- 3	0- 0	0- 1	NON-CONFERENCE	2- 1	1- 1	3- 0				
3- 0	0- 0	0- 0	HOME	2- 0	0- 0	1- 0				
3- 1	0- 0	0- 1	AWAY	0- 0	1- 0	2- 0				
0- 2	0- 0	0- 0	NEUTRAL	0- 1	0- 1	0- 0				
0- 0	0- 0	0- 0	CONFERENCE	0- 0	0- 0	0- 0				
0- 0	0- 0	0- 0	HOME	0- 0	0- 0	0- 0				
0- 0	0- 0	0- 0	AWAY	0- 0	0- 0	0- 0				
0- 0	0- 0	0- 0	NEUTRAL	0- 0	0- 0	0- 0				

RPI 1-25				RPI 26-50				RPI 51-100				Team's RPI: 84	RPI 101+			
RPI	S	Opponent	Score	RPI	S	Opponent	Score	RPI	S	Opponent	Score		RPI	S	Opponent	Score
				36	A	Minnesota	49 77	68	H	Seton Hall	75 68		140	A	Merrimack	72 68
								72	N	Ball St.	52 54		142	N	Fordham	57 59
								89	H	George Washington	59 53		223	A	Mt. St. Mary's	66 65
													238	A	Delaware St.	68 38
													335	H	Central Conn. St.	70 51
LAST 10 Division I																
				72	N	Ball St.	52 54	36	A	Minnesota	49 77					
				68	H	Seton Hall	75 68	223	A	Mt. St. Mary's	66 65					
				335	H	Central Conn. St.	70 51	142	N	Fordham	57 59					
				89	H	George Washington	59 53	238	A	Delaware St.	68 38					
				140	A	Merrimack	72 68									

Non-Div I Games: Bloomsburg 91 43

Lehigh

■ Loss,
 ■ Non-Conf,
 ■ S Site,
 ■ H Home
 ■ A Away
 N Neutral

Liberty

Through Games Of Dec. 21, 2019

Average RPI Win:	183	WON-LOST	WINNING	LAST 10	STRENGTH OF	OPP. STRENGTH	TEAM	ADJ.	CONF.	ADJ CONF.
Average RPI Loss:	110	RECORD	PCT. RANK	GAMES	SCHEDULE	OF SCHEDULE	RPI	RPI	RPI	RPI
DIV. I ONLY	7- 6	161	6-4	119	117	112	112	14	14	
DIV. I NON-CONF.	7- 6	160	6-4	120	117	112	112	14	14	
TOTALS	RPI 1-25	RPI 26-50	W-L RECORDS	RPI 51-100	RPI 101-150	RPI 150+				
7- 6	0- 1	0- 2	OVERALL	0- 0	2- 1	5- 2				
1- 3	0- 0	0- 0	HOME	0- 0	0- 1	1- 2				
4- 2	0- 0	0- 2	AWAY	0- 0	0- 0	4- 0				
2- 1	0- 1	0- 0	NEUTRAL	0- 0	2- 0	0- 0				
7- 6	0- 1	0- 2	NON-CONFERENCE	0- 0	2- 1	5- 2				
1- 3	0- 0	0- 0	HOME	0- 0	0- 1	1- 2				
4- 2	0- 0	0- 2	AWAY	0- 0	0- 0	4- 0				
2- 1	0- 1	0- 0	NEUTRAL	0- 0	2- 0	0- 0				
0- 0	0- 0	0- 0	CONFERENCE	0- 0	0- 0	0- 0				
0- 0	0- 0	0- 0	HOME	0- 0	0- 0	0- 0				
0- 0	0- 0	0- 0	AWAY	0- 0	0- 0	0- 0				
0- 0	0- 0	0- 0	NEUTRAL	0- 0	0- 0	0- 0				

RPI 1-25				RPI 26-50				RPI 51-100				RPI 101+ Team's RPI: 112			
RPI	S	Opponent	Score	RPI	S	Opponent	Score	RPI	S	Opponent	Score	RPI	S	Opponent	Score
5	N	Oregon St.	55 68	26	A	Virginia Tech	69 73					113	N	Bradley	75 63
				37	A	James Madison	53 76					125	N	Miami (OH)	65 53
												126	H	UNC Greensboro	53 58
												164	A	Hampton	83 59
												204	A	Norfolk St.	67 48
												206	A	Saint Francis (PA)	71 52
												227	A	UMKC	68 44
												229	H	Chattanooga	54 71
												236	H	ETSU	62 63
												242	H	East Carolina	81 66
LAST 10 Division I															
242	H	East Carolina	81 66	227	A	UMKC	68 44								
5	N	Oregon St.	55 68	113	N	Bradley	75 63								
125	N	Miami (OH)	65 53	206	A	Saint Francis (PA)	71 52								
37	A	James Madison	53 76	164	A	Hampton	83 59								
126	H	UNC Greensboro	53 58	26	A	Virginia Tech	69 73								

Non-Div I Games:

Liberty

Average RPI Win:	281	WON-LOST	WINNING	LAST 10	STRENGTH OF	OPP. STRENGTH	TEAM	ADJ.	CONF.	ADJ CONF.
Average RPI Loss:	164	RECORD	PCT. RANK	GAMES	SCHEDULE	OF SCHEDULE	RPI	RPI	RPI	RPI
DIV. I ONLY	2- 10	313	2-8	250	276	315	315	14	14	
DIV. I NON-CONF.	2- 10	313	2-8	254	277	314	314	14	14	
TOTALS	RPI 1-25	RPI 26-50	W-L RECORDS	RPI 51-100	RPI 101-150	RPI 150+				
2- 10	0- 0	0- 0	OVERALL	0- 3	0- 3	2- 4				
1- 3	0- 0	0- 0	HOME	0- 1	0- 0	1- 2				
1- 5	0- 0	0- 0	AWAY	0- 1	0- 2	1- 2				
0- 2	0- 0	0- 0	NEUTRAL	0- 1	0- 1	0- 0				
2- 10	0- 0	0- 0	NON-CONFERENCE	0- 3	0- 3	2- 4				
1- 3	0- 0	0- 0	HOME	0- 1	0- 0	1- 2				
1- 5	0- 0	0- 0	AWAY	0- 1	0- 2	1- 2				
0- 2	0- 0	0- 0	NEUTRAL	0- 1	0- 1	0- 0				
0- 0	0- 0	0- 0	CONFERENCE	0- 0	0- 0	0- 0				
0- 0	0- 0	0- 0	HOME	0- 0	0- 0	0- 0				
0- 0	0- 0	0- 0	AWAY	0- 0	0- 0	0- 0				
0- 0	0- 0	0- 0	NEUTRAL	0- 0	0- 0	0- 0				

RPI 1-25			RPI 26-50			RPI 51-100			RPI 101+			Team's RPI: 315
RPI	S	Opponent	Score	RPI	S	Opponent	Score	RPI	S	Opponent	Score	
						79 N Marist	63 74	109 N Rider			76 81	
						82 A Middle Tenn.	49 70	128 A UT Martin			67 83	
						98 H Belmont	68 69	130 A Dayton			60 82	
								180 H Murray St.			57 67	
								234 H Northern Ky.			71 69	
								237 A Tennessee Tech			58 78	
								253 H Eastern Ill.			56 66	
								328 A Tennessee St.			74 64	
								342 A Jacksonville St.			63 65	
LAST 10 Division I												
						82 A Middle Tenn.	49 70	237 A Tennessee Tech			58 78	
						253 H Eastern Ill.	56 66	128 A UT Martin			67 83	
						79 N Marist	63 74	98 H Belmont			68 69	
						109 N Rider	76 81	328 A Tennessee St.			74 64	
						180 H Murray St.	57 67	234 H Northern Ky.			71 69	

Non-Div I Games:

Lipscomb

■ Loss,
 ■ Non-Conf,
 ■ S Site,
 ■ H Home
 ■ A Away
 N Neutral

Little Rock

Through Games Of Dec. 21, 2019

Average RPI Win:	278	WON-LOST	WINNING	LAST 10	STRENGTH OF	OPP. STRENGTH	TEAM	ADJ.	CONF.	ADJ CONF.
Average RPI Loss:	108	RECORD	PCT. RANK	GAMES	SCHEDULE	OF SCHEDULE	RPI	RPI	RPI	RPI
DIV. I ONLY	2- 8	301	2-8	38	223	226	226	22	22	
DIV. I NON-CONF.	2- 8	300	2-8	39	226	227	227	22	22	
TOTALS	RPI 1-25	RPI 26-50	W-L RECORDS	RPI 51-100	RPI 101-150	RPI 150+				
2- 8	0- 1	0- 3	OVERALL	0- 0	0- 1	2- 3				
2- 3	0- 0	0- 1	HOME	0- 0	0- 1	2- 1				
0- 5	0- 1	0- 2	AWAY	0- 0	0- 0	0- 2				
0- 0	0- 0	0- 0	NEUTRAL	0- 0	0- 0	0- 0				
2- 8	0- 1	0- 3	NON-CONFERENCE	0- 0	0- 1	2- 3				
2- 3	0- 0	0- 1	HOME	0- 0	0- 1	2- 1				
0- 5	0- 1	0- 2	AWAY	0- 0	0- 0	0- 2				
0- 0	0- 0	0- 0	NEUTRAL	0- 0	0- 0	0- 0				
0- 0	0- 0	0- 0	CONFERENCE	0- 0	0- 0	0- 0				
0- 0	0- 0	0- 0	HOME	0- 0	0- 0	0- 0				
0- 0	0- 0	0- 0	AWAY	0- 0	0- 0	0- 0				
0- 0	0- 0	0- 0	NEUTRAL	0- 0	0- 0	0- 0				

RPI 1-25				RPI 26-50				RPI 51-100				RPI 101+				Team's RPI: 226
RPI	S	Opponent	Score	RPI	S	Opponent	Score	RPI	S	Opponent	Score	RPI	S	Opponent	Score	
10	A	Texas A&M	35 78	27	H	LSU	50 65					145	H	Memphis	50 68	
				33	A	Western Ky.	58 77					177	A	Fla. Atlantic	72 79	
				48	A	Arkansas	53 86					202	A	Rice	40 66	
												222	H	Louisiana Tech	38 43	
												256	H	Tulsa	63 51	
												299	H	Central Ark.	63 48	
LAST 10 Division I																
				33	A	Western Ky.	58 77			48	A	Arkansas	53 86			
				177	A	Fla. Atlantic	72 79			145	H	Memphis	50 68			
				299	H	Central Ark.	63 48			256	H	Tulsa	63 51			
				27	H	LSU	50 65			222	H	Louisiana Tech	38 43			
				202	A	Rice	40 66			10	A	Texas A&M	35 78			

Non-Div I Games:

Little Rock

Loss, Non-Conf, S Site, H Home A Away N Neutral

Average RPI Win:	247	WON-LOST	WINNING	LAST 10	STRENGTH OF	OPP. STRENGTH	TEAM	ADJ.	CONF.	ADJ CONF.
Average RPI Loss:	161	RECORD	PCT. RANK	GAMES	SCHEDULE	OF SCHEDULE	RPI	RPI	RPI	RPI
DIV. I ONLY	4- 8	234	4-6	195	234	239	239	25	25	
DIV. I NON-CONF.	4- 8	236	4-6	197	237	240	240	25	25	
TOTALS	RPI 1-25	RPI 26-50	W-L RECORDS	RPI 51-100	RPI 101-150	RPI 150+				
4- 8	0- 2	0- 0	OVERALL	0- 1	1- 1	3- 4				
1- 3	0- 1	0- 0	HOME	0- 0	0- 0	1- 2				
1- 5	0- 1	0- 0	AWAY	0- 1	1- 1	0- 2				
2- 0	0- 0	0- 0	NEUTRAL	0- 0	0- 0	2- 0				
4- 8	0- 2	0- 0	NON-CONFERENCE	0- 1	1- 1	3- 4				
1- 3	0- 1	0- 0	HOME	0- 0	0- 0	1- 2				
1- 5	0- 1	0- 0	AWAY	0- 1	1- 1	0- 2				
2- 0	0- 0	0- 0	NEUTRAL	0- 0	0- 0	2- 0				
0- 0	0- 0	0- 0	CONFERENCE	0- 0	0- 0	0- 0				
0- 0	0- 0	0- 0	HOME	0- 0	0- 0	0- 0				
0- 0	0- 0	0- 0	AWAY	0- 0	0- 0	0- 0				
0- 0	0- 0	0- 0	NEUTRAL	0- 0	0- 0	0- 0				

RPI 1-25				RPI 26-50				RPI 51-100				RPI 101+ Team's RPI: 239			
RPI	S	Opponent	Score	RPI	S	Opponent	Score	RPI	S	Opponent	Score	RPI	S	Opponent	Score
17	A	UCLA	51 86					56	A	California	45 68	105	A	Southern California	40 57
22	H	Oregon	45 81									114	A	Santa Clara	54 46
												221	N	Penn St.	64 56
												240	A	California Baptist	70 79
												244	H	Utah St.	48 56
												270	H	LMU (CA)	57 70
												312	H	Air Force	74 68
												334	A	Seattle U	54 66
												340	N	UTRGV	69 65
LAST 10 Division I															
334	A	Seattle U	54 66	105	A	Southern California	40 57								
114	A	Santa Clara	54 46	340	N	UTRGV	69 65								
56	A	California	45 68	312	H	Air Force	74 68								
221	N	Penn St.	64 56	22	H	Oregon	45 81								
270	H	LMU (CA)	57 70	244	H	Utah St.	48 56								

Non-Div I Games: Westcliff 94 47

Long Beach St.

■ Loss,
 ■ Non-Conf,
 ■ S Site,
 ■ Home
 ■ A Away
 N Neutral

Average RPI Win:	285	WON-LOST	WINNING	LAST 10	STRENGTH OF	OPP. STRENGTH	TEAM	ADJ.	CONF.	ADJ CONF.
Average RPI Loss:	192	RECORD	PCT. RANK	GAMES	SCHEDULE	OF SCHEDULE	RPI	RPI	RPI	RPI
DIV. I ONLY	4- 5	196	4-5	320	171	291	291	28	28	
DIV. I NON-CONF.	4- 5	194	4-5	319	174	293	293	28	28	
TOTALS	RPI 1-25	RPI 26-50	W-L RECORDS	RPI 51-100	RPI 101-150	RPI 150+				
4- 5	0- 0	0- 1	OVERALL	0- 0	0- 0	4- 4				
3- 1	0- 0	0- 0	HOME	0- 0	0- 0	3- 1				
1- 4	0- 0	0- 1	AWAY	0- 0	0- 0	1- 3				
0- 0	0- 0	0- 0	NEUTRAL	0- 0	0- 0	0- 0				
4- 5	0- 0	0- 1	NON-CONFERENCE	0- 0	0- 0	4- 4				
3- 1	0- 0	0- 0	HOME	0- 0	0- 0	3- 1				
1- 4	0- 0	0- 1	AWAY	0- 0	0- 0	1- 3				
0- 0	0- 0	0- 0	NEUTRAL	0- 0	0- 0	0- 0				
0- 0	0- 0	0- 0	CONFERENCE	0- 0	0- 0	0- 0				
0- 0	0- 0	0- 0	HOME	0- 0	0- 0	0- 0				
0- 0	0- 0	0- 0	AWAY	0- 0	0- 0	0- 0				
0- 0	0- 0	0- 0	NEUTRAL	0- 0	0- 0	0- 0				

RPI 1-25			RPI 26-50			RPI 51-100			RPI 101+			Team's RPI: 291
RPI	S	Opponent	Score	RPI	S	Opponent	Score	RPI	S	Opponent	Score	
				37	A	James Madison	53 93					
								189	A	Florida	54 71	
								204	A	Norfolk St.	46 49	
								238	H	Delaware St.	78 62	
								242	H	East Carolina	61 64	
								288	A	Wofford	76 79	
								290	H	UNCW	59 58	
								305	A	UMES	71 62	
								306	H	Brown	86 76	
LAST 10 Division I												
				288	A	Wofford	76 79	305	A	UMES	71 62	
				306	H	Brown	86 76	238	H	Delaware St.	78 62	
				290	H	UNCW	59 58	204	A	Norfolk St.	46 49	
				189	A	Florida	54 71	242	H	East Carolina	61 64	
				37	A	James Madison	53 93					

Non-Div I Games:

Longwood

■ Loss,
 ■ Non-Conf,
 ■ S Site,
 ■ Home
 ■ A Away
 N Neutral

Average RPI Win: 239		WON-LOST	WINNING	LAST 10	STRENGTH OF	OPP. STRENGTH	TEAM	ADJ.	CONF.	ADJ CONF.
Average RPI Loss: 131		RECORD	PCT. RANK	GAMES	SCHEDULE	OF SCHEDULE	RPI	RPI	RPI	RPI
DIV. I ONLY		5- 3	119	5-3	283	106	157	157	22	22
DIV. I NON-CONF.		5- 3	118	5-3	287	106	158	158	22	22
TOTALS	RPI 1-25	RPI 26-50		W-L RECORDS	RPI 51-100		RPI 101-150		RPI 150+	
5- 3	0- 1	0- 0		OVERALL	0- 0		0- 0		5- 2	
2- 1	0- 1	0- 0		HOME	0- 0		0- 0		2- 0	
3- 2	0- 0	0- 0		AWAY	0- 0		0- 0		3- 2	
0- 0	0- 0	0- 0		NEUTRAL	0- 0		0- 0		0- 0	
5- 3	0- 1	0- 0		NON-CONFERENCE	0- 0		0- 0		5- 2	
2- 1	0- 1	0- 0		HOME	0- 0		0- 0		2- 0	
3- 2	0- 0	0- 0		AWAY	0- 0		0- 0		3- 2	
0- 0	0- 0	0- 0		NEUTRAL	0- 0		0- 0		0- 0	
0- 0	0- 0	0- 0		CONFERENCE	0- 0		0- 0		0- 0	
0- 0	0- 0	0- 0		HOME	0- 0		0- 0		0- 0	
0- 0	0- 0	0- 0		AWAY	0- 0		0- 0		0- 0	
0- 0	0- 0	0- 0		NEUTRAL	0- 0		0- 0		0- 0	

RPI 1-25				RPI 26-50				RPI 51-100				RPI 101+				Team's RPI: 157	
RPI	S	Opponent	Score	RPI	S	Opponent	Score	RPI	S	Opponent	Score	RPI	S	Opponent	Score		
9	H	Mississippi St.	48 64									152	A	Lamar University	74 63		
												173	A	Sam Houston St.	73 77		
												184	A	New Orleans	65 60		
												212	A	North Texas	66 69		
												261	H	Southeastern La.	60 50		
												296	A	Ole Miss	53 42		
												303	H	McNeese	75 55		
LAST 10 Division I																	
				261	H	Southeastern La.	60 50	296	A	Ole Miss	53 42						
				303	H	McNeese	75 55	9	H	Mississippi St.	48 64						
				173	A	Sam Houston St.	73 77	212	A	North Texas	66 69						
								152	A	Lamar University	74 63						
								184	A	New Orleans	65 60						

Louisiana

Average RPI Win: 247		WON-LOST	WINNING	LAST 10	STRENGTH OF	OPP. STRENGTH	TEAM	ADJ.	CONF.	ADJ CONF.
Average RPI Loss: 178		RECORD	PCT. RANK	GAMES	SCHEDULE	OF SCHEDULE	RPI	RPI	RPI	RPI
DIV. I ONLY		5- 3	119	5-3	322	118	222	222	15	15
DIV. I NON-CONF.		5- 3	118	5-3	321	118	223	223	15	15
TOTALS	RPI 1-25		RPI 26-50		W-L RECORDS		RPI 51-100		RPI 101-150	RPI 150+
5- 3	0- 0		0- 0		OVERALL		0- 0		1- 2	4- 1
4- 1	0- 0		0- 0		HOME		0- 0		1- 1	3- 0
1- 2	0- 0		0- 0		AWAY		0- 0		0- 1	1- 1
0- 0	0- 0		0- 0		NEUTRAL		0- 0		0- 0	0- 0
5- 3	0- 0		0- 0		NON-CONFERENCE		0- 0		1- 2	4- 1
4- 1	0- 0		0- 0		HOME		0- 0		1- 1	3- 0
1- 2	0- 0		0- 0		AWAY		0- 0		0- 1	1- 1
0- 0	0- 0		0- 0		NEUTRAL		0- 0		0- 0	0- 0
0- 0	0- 0		0- 0		CONFERENCE		0- 0		0- 0	0- 0
0- 0	0- 0		0- 0		HOME		0- 0		0- 0	0- 0
0- 0	0- 0		0- 0		AWAY		0- 0		0- 0	0- 0
0- 0	0- 0		0- 0		NEUTRAL		0- 0		0- 0	0- 0

RPI 1-25				RPI 26-50				RPI 51-100				RPI 101+				Team's RPI: 222	
RPI	S	Opponent	Score	RPI	S	Opponent	Score	RPI	S	Opponent	Score	RPI	S	Opponent	Score		
												103	A	Houston	53	67	
												135	H	Wichita St.	80	88	
												145	H	Memphis	83	74	
												226	A	Little Rock	43	38	
												261	H	Southeastern La.	92	78	
												296	A	Ole Miss	53	76	
												301	H	Grambling	70	66	
												303	H	McNeese	79	54	
LAST 10 Division I																	
				301	H	Grambling	70 66	103	A	Houston	53	67					
				261	H	Southeastern La.	92 78	303	H	McNeese	79	54					
				145	H	Memphis	83 74	226	A	Little Rock	43	38					
								296	A	Ole Miss	53	76					
								135	H	Wichita St.	80	88					

Non-Div I Games:	Loyola (LA)	71	52	LSU-Alexandria	93	61
------------------	-------------	----	----	----------------	----	----

Louisiana Tech

■ Loss, ■ Non-Conf, S Site, H Home A Away N Neutral

Louisville

Through Games Of Dec. 21, 2019

Average RPI Win:	104	WON-LOST	WINNING	LAST 10	STRENGTH OF	OPP. STRENGTH	TEAM	ADJ.	CONF.	ADJ CONF.
Average RPI Loss:	20	RECORD	PCT. RANK	GAMES	SCHEDULE	OF SCHEDULE	RPI	RPI	RPI	RPI
DIV. I ONLY	11- 1	11	9-1	9	61	4	4	3	3	
DIV. I NON-CONF.	11- 1	11	9-1	11	60	4	4	3	3	
TOTALS	RPI 1-25	RPI 26-50	W-L RECORDS	RPI 51-100	RPI 101-150	RPI 150+				
11- 1	1- 1	2- 0	OVERALL	3- 0	2- 0	3- 0				
5- 0	0- 0	1- 0	HOME	2- 0	0- 0	2- 0				
3- 1	0- 1	1- 0	AWAY	0- 0	1- 0	1- 0				
3- 0	1- 0	0- 0	NEUTRAL	1- 0	1- 0	0- 0				
11- 1	1- 1	2- 0	NON-CONFERENCE	3- 0	2- 0	3- 0				
5- 0	0- 0	1- 0	HOME	2- 0	0- 0	2- 0				
3- 1	0- 1	1- 0	AWAY	0- 0	1- 0	1- 0				
3- 0	1- 0	0- 0	NEUTRAL	1- 0	1- 0	0- 0				
0- 0	0- 0	0- 0	CONFERENCE	0- 0	0- 0	0- 0				
0- 0	0- 0	0- 0	HOME	0- 0	0- 0	0- 0				
0- 0	0- 0	0- 0	AWAY	0- 0	0- 0	0- 0				
0- 0	0- 0	0- 0	NEUTRAL	0- 0	0- 0	0- 0				

RPI 1-25				RPI 26-50				RPI 51-100				RPI 101+			
RPI	S	Opponent	Score	RPI	S	Opponent	Score	RPI	S	Opponent	Score	RPI	S	Opponent	Score
20	A	Ohio St.	60 67	28	A	Kentucky	67 66	53	N	Oklahoma St.	69 48	102	N	UT Arlington	76 67
22	N	Oregon	72 62	33	H	Western Ky.	75 56	61	H	Central Mich.	76 63	128	A	UT Martin	71 63
								74	H	Boise St.	98 82	180	H	Murray St.	76 40
												229	H	Chattanooga	86 37
												234	A	Northern Ky.	85 57
LAST 10 Division I															
128	A	UT Martin	71 63	22	N	Oregon	72 62								
28	A	Kentucky	67 66	53	N	Oklahoma St.	69 48								
234	A	Northern Ky.	85 57	102	N	UT Arlington	76 67								
20	A	Ohio St.	60 67	74	H	Boise St.	98 82								
61	H	Central Mich.	76 63	229	H	Chattanooga	86 37								

Non-Div I Games:

Louisville

■ Loss,
■ Non-Conf, S Site,
■ Home
■ Away
N Neutral

Average RPI Win:	237	WON-LOST	WINNING	LAST 10	STRENGTH OF	OPP. STRENGTH	TEAM	ADJ.	CONF.	ADJ CONF.
Average RPI Loss:	8	RECORD	PCT. RANK	GAMES	SCHEDULE	OF SCHEDULE	RPI	RPI	RPI	RPI
DIV. I ONLY	9- 1	25	9-1	262	193	77	77	7	7	
DIV. I NON-CONF.	9- 1	25	9-1	267	194	77	77	7	7	
TOTALS	RPI 1-25	RPI 26-50	W-L RECORDS	RPI 51-100	RPI 101-150	RPI 150+				
9- 1	0- 1	0- 0	OVERALL	0- 0	1- 0	8- 0				
3- 1	0- 1	0- 0	HOME	0- 0	1- 0	2- 0				
6- 0	0- 0	0- 0	AWAY	0- 0	0- 0	6- 0				
0- 0	0- 0	0- 0	NEUTRAL	0- 0	0- 0	0- 0				
9- 1	0- 1	0- 0	NON-CONFERENCE	0- 0	1- 0	8- 0				
3- 1	0- 1	0- 0	HOME	0- 0	1- 0	2- 0				
6- 0	0- 0	0- 0	AWAY	0- 0	0- 0	6- 0				
0- 0	0- 0	0- 0	NEUTRAL	0- 0	0- 0	0- 0				
0- 0	0- 0	0- 0	CONFERENCE	0- 0	0- 0	0- 0				
0- 0	0- 0	0- 0	HOME	0- 0	0- 0	0- 0				
0- 0	0- 0	0- 0	AWAY	0- 0	0- 0	0- 0				
0- 0	0- 0	0- 0	NEUTRAL	0- 0	0- 0	0- 0				

RPI 1-25				RPI 26-50				RPI 51-100				Team's RPI: 77	RPI 101+			
RPI	S	Opponent	Score	RPI	S	Opponent	Score	RPI	S	Opponent	Score		RPI	S	Opponent	Score
8	H	DePaul	76 83										111	H	Bowling Green	84 76
													169	H	Dartmouth	61 40
													187	A	Portland	78 64
													227	A	UMKC	72 67
													253	A	Eastern Ill.	67 51
													254	H	Vermont	78 76
													259	A	SIUE	63 50
													326	A	Detroit Mercy	89 60
													343	A	Chicago St.	98 53
LAST 10 Division I																
8	H	DePaul	76 83	187	A	Portland	78 64									
111	H	Bowling Green	84 76	227	A	UMKC	72 67									
259	A	SIUE	63 50	343	A	Chicago St.	98 53									
169	H	Dartmouth	61 40	253	A	Eastern Ill.	67 51									
326	A	Detroit Mercy	89 60	254	H	Vermont	78 76									

Non-Div I Games:

Loyola Chicago

Loyola Maryland

Through Games Of Dec. 21, 2019

Average RPI Win:	265	WON-LOST	WINNING	LAST 10	STRENGTH OF	OPP. STRENGTH	TEAM	ADJ.	CONF.	ADJ CONF.
Average RPI Loss:	140	RECORD	PCT. RANK	GAMES	SCHEDULE	OF SCHEDULE	RPI	RPI	RPI	RPI
DIV. I ONLY	2- 8	301	2-8	215	138	285	285	13	13	
DIV. I NON-CONF.	2- 8	300	2-8	218	140	287	287	13	13	
TOTALS	RPI 1-25	RPI 26-50	W-L RECORDS	RPI 51-100	RPI 101-150	RPI 150+				
2- 8	0- 1	0- 1	OVERALL	0- 1	0- 0	2- 5				
1- 1	0- 0	0- 0	HOME	0- 0	0- 0	1- 1				
1- 6	0- 1	0- 1	AWAY	0- 1	0- 0	1- 3				
0- 1	0- 0	0- 0	NEUTRAL	0- 0	0- 0	0- 1				
2- 8	0- 1	0- 1	NON-CONFERENCE	0- 1	0- 0	2- 5				
1- 1	0- 0	0- 0	HOME	0- 0	0- 0	1- 1				
1- 6	0- 1	0- 1	AWAY	0- 1	0- 0	1- 3				
0- 1	0- 0	0- 0	NEUTRAL	0- 0	0- 0	0- 1				
0- 0	0- 0	0- 0	CONFERENCE	0- 0	0- 0	0- 0				
0- 0	0- 0	0- 0	HOME	0- 0	0- 0	0- 0				
0- 0	0- 0	0- 0	AWAY	0- 0	0- 0	0- 0				
0- 0	0- 0	0- 0	NEUTRAL	0- 0	0- 0	0- 0				

RPI 1-25				RPI 26-50				RPI 51-100				RPI 101+ Team's RPI: 285			
RPI	S	Opponent	Score	RPI	S	Opponent	Score	RPI	S	Opponent	Score	RPI	S	Opponent	Score
19	A	Northwestern	46 67	42	A	Maryland	45 105	71	A	Notre Dame	60 84	156	N	Wright St.	51 66
												177	A	Fla. Atlantic	61 72
												179	H	Howard	69 75
												201	H	Monmouth	64 48
												223	A	Mt. St. Mary's	75 81
												255	A	St. Francis Brooklyn	78 89
												329	A	Fairleigh Dickinson	75 46
LAST 10 Division I															
201	H	Monmouth	64 48	177	A	Fla. Atlantic	61 72								
42	A	Maryland	45 105	255	A	St. Francis Brooklyn	78 89								
223	A	Mt. St. Mary's	75 81	179	H	Howard	69 75								
156	N	Wright St.	51 66	329	A	Fairleigh Dickinson	75 46								
71	A	Notre Dame	60 84	19	A	Northwestern	46 67								

Non-Div I Games:

Loyola Maryland

Loss, Non-Conf, S Site, H Home A Away N Neutral

Average RPI Win:	188	WON-LOST	WINNING	LAST 10	STRENGTH OF	OPP. STRENGTH	TEAM	ADJ.	CONF.	ADJ CONF.
Average RPI Loss:	137	RECORD	PCT. RANK	GAMES	SCHEDULE	OF SCHEDULE	RPI	RPI	RPI	RPI
DIV. I ONLY	3- 9	271	2-8	144	187	267	267	29	29	
DIV. I NON-CONF.	3- 9	271	2-8	146	189	267	267	29	29	
TOTALS	RPI 1-25	RPI 26-50	W-L RECORDS	RPI 51-100	RPI 101-150	RPI 150+				
3- 9	0- 1	0- 1	OVERALL	0- 1	1- 2	2- 4				
2- 3	0- 0	0- 0	HOME	0- 0	1- 1	1- 2				
1- 3	0- 1	0- 0	AWAY	0- 0	0- 0	1- 2				
0- 3	0- 0	0- 1	NEUTRAL	0- 1	0- 1	0- 0				
3- 9	0- 1	0- 1	NON-CONFERENCE	0- 1	1- 2	2- 4				
2- 3	0- 0	0- 0	HOME	0- 0	1- 1	1- 2				
1- 3	0- 1	0- 0	AWAY	0- 0	0- 0	1- 2				
0- 3	0- 0	0- 1	NEUTRAL	0- 1	0- 1	0- 0				
0- 0	0- 0	0- 0	CONFERENCE	0- 0	0- 0	0- 0				
0- 0	0- 0	0- 0	HOME	0- 0	0- 0	0- 0				
0- 0	0- 0	0- 0	AWAY	0- 0	0- 0	0- 0				
0- 0	0- 0	0- 0	NEUTRAL	0- 0	0- 0	0- 0				

RPI 1-25				RPI 26-50				RPI 51-100				RPI 101+ Team's RPI: 267			
RPI	S	Opponent	Score	RPI	S	Opponent	Score	RPI	S	Opponent	Score	RPI	S	Opponent	Score
25	A	NC State	34 62	29	N	Drake	62 94	54	N	Arizona St.	31 57	121	H	Green Bay	61 60
												124	H	Harvard	40 69
												130	N	Dayton	49 78
												169	A	Dartmouth	41 57
												188	H	Northeastern	58 66
												192	A	Delaware	69 56
												209	H	Boston U.	49 62
												252	H	Navy	46 41
												306	A	Brown	70 76
LAST 10 Division I															
188	H	Northeastern	58 66	130	N	Dayton	49 78								
121	H	Green Bay	61 60	29	N	Drake	62 94								
169	A	Dartmouth	41 57	54	N	Arizona St.	31 57								
124	H	Harvard	40 69	252	H	Navy	46 41								
209	H	Boston U.	49 62	25	A	NC State	34 62								

Non-Div I Games: Husson 104 43

Maine

Average RPI Win:	252	WON-LOST	WINNING	LAST 10	STRENGTH OF	OPP. STRENGTH	TEAM	ADJ.	CONF.	ADJ CONF.
Average RPI Loss:	147	RECORD	PCT. RANK	GAMES	SCHEDULE	OF SCHEDULE	RPI	RPI	RPI	RPI
DIV. I ONLY	3- 6	234	3-6	169	295	243	243	23	23	
DIV. I NON-CONF.	3- 5	224	3-5	105	318	210	210	23	23	
TOTALS	RPI 1-25	RPI 26-50	W-L RECORDS	RPI 51-100	RPI 101-150	RPI 150+				
3- 6	0- 0	0- 0	OVERALL	0- 1	0- 3	3- 2				
2- 2	0- 0	0- 0	HOME	0- 1	0- 1	2- 0				
1- 4	0- 0	0- 0	AWAY	0- 0	0- 2	1- 2				
0- 0	0- 0	0- 0	NEUTRAL	0- 0	0- 0	0- 0				
3- 5	0- 0	0- 0	NON-CONFERENCE	0- 1	0- 3	3- 1				
2- 2	0- 0	0- 0	HOME	0- 1	0- 1	2- 0				
1- 3	0- 0	0- 0	AWAY	0- 0	0- 2	1- 1				
0- 0	0- 0	0- 0	NEUTRAL	0- 0	0- 0	0- 0				
0- 1	0- 0	0- 0	CONFERENCE	0- 0	0- 0	0- 1				
0- 0	0- 0	0- 0	HOME	0- 0	0- 0	0- 0				
0- 1	0- 0	0- 0	AWAY	0- 0	0- 0	0- 1				
0- 0	0- 0	0- 0	NEUTRAL	0- 0	0- 0	0- 0				

RPI 1-25				RPI 26-50				RPI 51-100				RPI 101+				Team's RPI: 243	
RPI	S	Opponent	Score	RPI	S	Opponent	Score	RPI	S	Opponent	Score	RPI	S	Opponent	Score		
								93	H	Duquesne	65	76	110	A	Villanova	51	63
													117	A	Stony Brook	54	59
													142	H	Fordham	45	51
													169	H	Dartmouth	70	58
													201	A	Monmouth	60	62
													219	A	Lafayette	53	60
													258	H	Army West Point	86	56
													329	A	Fairleigh Dickinson	62	61
LAST 10 Division I																	
201	A	Monmouth	60	62	219	A	Lafayette	53	60								
258	H	Army West Point	86	56	110	A	Villanova	51	63								
142	H	Fordham	45	51	329	A	Fairleigh Dickinson	62	61								
169	H	Dartmouth	70	58	93	H	Duquesne	65	76								
					117	A	Stony Brook	54	59								

Non-Div I Games:

Manhattan

 Loss,
 Non-Conf,
 S Site,
 H Home
 A Away
N Neutral

Average RPI Win:	188	WON-LOST	WINNING	LAST 10	STRENGTH OF	OPP. STRENGTH	TEAM	ADJ.	CONF.	ADJ CONF.
Average RPI Loss:	36	RECORD	PCT. RANK	GAMES	SCHEDULE	OF SCHEDULE	RPI	RPI	RPI	RPI
DIV. I ONLY	7- 2	57	7-2	214	75	79	79	23	23	
DIV. I NON-CONF.	7- 2	56	7-2	217	74	79	79	23	23	
TOTALS	RPI 1-25	RPI 26-50	W-L RECORDS	RPI 51-100	RPI 101-150	RPI 150+				
7- 2	0- 1	0- 0	OVERALL	1- 1	2- 0	4- 0				
3- 1	0- 1	0- 0	HOME	0- 0	1- 0	2- 0				
2- 1	0- 0	0- 0	AWAY	0- 1	1- 0	1- 0				
2- 0	0- 0	0- 0	NEUTRAL	1- 0	0- 0	1- 0				
7- 2	0- 1	0- 0	NON-CONFERENCE	1- 1	2- 0	4- 0				
3- 1	0- 1	0- 0	HOME	0- 0	1- 0	2- 0				
2- 1	0- 0	0- 0	AWAY	0- 1	1- 0	1- 0				
2- 0	0- 0	0- 0	NEUTRAL	1- 0	0- 0	1- 0				
0- 0	0- 0	0- 0	CONFERENCE	0- 0	0- 0	0- 0				
0- 0	0- 0	0- 0	HOME	0- 0	0- 0	0- 0				
0- 0	0- 0	0- 0	AWAY	0- 0	0- 0	0- 0				
0- 0	0- 0	0- 0	NEUTRAL	0- 0	0- 0	0- 0				

RPI 1-25				RPI 26-50				RPI 51-100 Team's RPI: 79				RPI 101+			
RPI	S	Opponent	Score	RPI	S	Opponent	Score	RPI	S	Opponent	Score	RPI	S	Opponent	Score
11	H	Princeton	50 62					61	A	Central Mich.	54 77	102	A	UT Arlington	73 57
								69	N	North Florida	69 54	121	H	Green Bay	72 60
												176	H	Elon	63 55
												209	A	Boston U.	89 75
												315	N	Lipscomb	74 63
												323	H	Albany (NY)	76 52
LAST 10 Division I															
				102	A	UT Arlington	73 57					69	N	North Florida	69 54
				121	H	Green Bay	72 60					176	H	Elon	63 55
				11	H	Princeton	50 62					323	H	Albany (NY)	76 52
				61	A	Central Mich.	54 77					209	A	Boston U.	89 75
				315	N	Lipscomb	74 63								

Non-Div I Games:

Marist

Average RPI Win:	169	WON-LOST	WINNING	LAST 10	STRENGTH OF	OPP. STRENGTH	TEAM	ADJ.	CONF.	ADJ CONF.
Average RPI Loss:	14	RECORD	PCT. RANK	GAMES	SCHEDULE	OF SCHEDULE	RPI	RPI	RPI	RPI
DIV. I ONLY	9- 2	42	8-2	129	18	45	45	5	5	
DIV. I NON-CONF.	9- 2	41	8-2	129	17	46	46	5	5	
TOTALS	RPI 1-25	RPI 26-50	W-L RECORDS	RPI 51-100	RPI 101-150	RPI 150+				
9- 2	0- 2	1- 0	OVERALL	1- 0	2- 0	5- 0				
4- 2	0- 2	1- 0	HOME	1- 0	0- 0	2- 0				
4- 0	0- 0	0- 0	AWAY	0- 0	2- 0	2- 0				
1- 0	0- 0	0- 0	NEUTRAL	0- 0	0- 0	1- 0				
9- 2	0- 2	1- 0	NON-CONFERENCE	1- 0	2- 0	5- 0				
4- 2	0- 2	1- 0	HOME	1- 0	0- 0	2- 0				
4- 0	0- 0	0- 0	AWAY	0- 0	2- 0	2- 0				
1- 0	0- 0	0- 0	NEUTRAL	0- 0	0- 0	1- 0				
0- 0	0- 0	0- 0	CONFERENCE	0- 0	0- 0	0- 0				
0- 0	0- 0	0- 0	HOME	0- 0	0- 0	0- 0				
0- 0	0- 0	0- 0	AWAY	0- 0	0- 0	0- 0				
0- 0	0- 0	0- 0	NEUTRAL	0- 0	0- 0	0- 0				

RPI 1-25				RPI 26-50				Team's RPI: 45				RPI 51-100				RPI 101+			
RPI	S	Opponent	Score	RPI	S	Opponent	Score	RPI	S	Opponent	Score	RPI	S	Opponent	Score	RPI	S	Opponent	Score
9	H	Mississippi St.	68 74	40	H	Illinois St.	58 41	98	H	Belmont	53 51	118	A	South Dakota St.	65 58				
19	H	Northwestern	56 64									121	A	Green Bay	60 47				
												159	A	Saint Mary's (CA)	77 63				
												198	A	Milwaukee	78 56				
												255	H	St. Francis Brooklyn	92 71				
												256	N	Tulsa	61 60				
												272	H	Morgan St.	70 48				
LAST 10 Division I																			
118	A	South Dakota St.	65 58	98	H	Belmont	53 51												
198	A	Milwaukee	78 56	121	A	Green Bay	60 47												
256	N	Tulsa	61 60	19	H	Northwestern	56 64												
159	A	Saint Mary's (CA)	77 63	40	H	Illinois St.	58 41												
9	H	Mississippi St.	68 74	255	H	St. Francis Brooklyn	92 71												

Non-Div I Games:

Marquette

Average RPI Win:	274	WON-LOST	WINNING	LAST 10	STRENGTH OF	OPP. STRENGTH	TEAM	ADJ.	CONF.	ADJ CONF.
Average RPI Loss:	187	RECORD	PCT. RANK	GAMES	SCHEDULE	OF SCHEDULE	RPI	RPI	RPI	RPI
DIV. I ONLY	3- 6	234	3-6	332	195	320	320	15	15	
DIV. I NON-CONF.	3- 6	236	3-6	333	196	319	319	15	15	
TOTALS	RPI 1-25	RPI 26-50	W-L RECORDS	RPI 51-100	RPI 101-150	RPI 150+				
3- 6	0- 0	0- 1	OVERALL	0- 0	0- 2	3- 3				
2- 2	0- 0	0- 0	HOME	0- 0	0- 1	2- 1				
1- 4	0- 0	0- 1	AWAY	0- 0	0- 1	1- 2				
0- 0	0- 0	0- 0	NEUTRAL	0- 0	0- 0	0- 0				
3- 6	0- 0	0- 1	NON-CONFERENCE	0- 0	0- 2	3- 3				
2- 2	0- 0	0- 0	HOME	0- 0	0- 1	2- 1				
1- 4	0- 0	0- 1	AWAY	0- 0	0- 1	1- 2				
0- 0	0- 0	0- 0	NEUTRAL	0- 0	0- 0	0- 0				
0- 0	0- 0	0- 0	CONFERENCE	0- 0	0- 0	0- 0				
0- 0	0- 0	0- 0	HOME	0- 0	0- 0	0- 0				
0- 0	0- 0	0- 0	AWAY	0- 0	0- 0	0- 0				
0- 0	0- 0	0- 0	NEUTRAL	0- 0	0- 0	0- 0				

RPI S	Opponent	Score	RPI S	Opponent	Score	RPI S	Opponent	Score	RPI S	Opponent	Score	Team's RPI: 320
			41 A Rutgers		41 66				111 H Bowling Green		69 82	
									116 A Ohio		51 67	
									204 H Norfolk St.		75 69	
									251 A Towson		56 59	
									272 H Morgan St.		52 57	
									287 A Indiana St.		72 60	
									332 H Coppin St.		60 47	
									333 A Evansville		62 66	
LAST 10 Division I												
			41 A Rutgers		41 66		251 A Towson		56 59			
			111 H Bowling Green		69 82		332 H Coppin St.		60 47			
			287 A Indiana St.		72 60		116 A Ohio		51 67			
			333 A Evansville		62 66		204 H Norfolk St.		75 69			
			272 H Morgan St.		52 57							

Non-Div I Games: Alderson Broadus 85 41 Ky. Christian 89 40

Marshall

Average RPI Win:	177	WON-LOST	WINNING	LAST 10	STRENGTH OF	OPP. STRENGTH	TEAM	ADJ.	CONF.	ADJ CONF.
Average RPI Loss:	16	RECORD	PCT. RANK	GAMES	SCHEDULE	OF SCHEDULE	RPI	RPI	RPI	RPI
DIV. I ONLY	9- 2	42	8-2	134	34	42	42	2	2	
DIV. I NON-CONF.	9- 2	41	8-2	133	34	43	43	2	2	
TOTALS	RPI 1-25	RPI 26-50	W-L RECORDS	RPI 51-100	RPI 101-150	RPI 150+				
9- 2	0- 2	1- 0	OVERALL	2- 0	0- 0	6- 0				
5- 1	0- 1	0- 0	HOME	1- 0	0- 0	4- 0				
2- 1	0- 1	1- 0	AWAY	0- 0	0- 0	1- 0				
2- 0	0- 0	0- 0	NEUTRAL	1- 0	0- 0	1- 0				
9- 2	0- 2	1- 0	NON-CONFERENCE	2- 0	0- 0	6- 0				
5- 1	0- 1	0- 0	HOME	1- 0	0- 0	4- 0				
2- 1	0- 1	1- 0	AWAY	0- 0	0- 0	1- 0				
2- 0	0- 0	0- 0	NEUTRAL	1- 0	0- 0	1- 0				
0- 0	0- 0	0- 0	CONFERENCE	0- 0	0- 0	0- 0				
0- 0	0- 0	0- 0	HOME	0- 0	0- 0	0- 0				
0- 0	0- 0	0- 0	AWAY	0- 0	0- 0	0- 0				
0- 0	0- 0	0- 0	NEUTRAL	0- 0	0- 0	0- 0				

RPI 1-25				RPI 26-50				RPI 51-100				RPI 101+			
RPI	S	Opponent	Score	RPI	S	Opponent	Score	RPI	S	Opponent	Score	RPI	S	Opponent	Score
7	H	South Carolina	54 63	37	A	James Madison	70 68	89	H	George Washington	88 54	178	H	Quinnipiac	107 52
25	A	NC State	59 66					98	N	Belmont	90 26	191	N	Clemson	63 44
												192	H	Delaware	99 55
												211	H	Wagner	119 56
												285	H	Loyola Maryland	105 45
												313	A	Georgia St.	114 41
LAST 10 Division I															
25	A	NC State	59 66	313	A	Georgia St.	114 41	285	H	Loyola Maryland	105 45	192	H	Delaware	99 55
98	N	Belmont	90 26	285	H	Loyola Maryland	105 45	37	A	James Madison	70 68	178	H	Quinnipiac	107 52
191	N	Clemson	63 44	192	H	Delaware	99 55	7	H	South Carolina	54 63	98	N	Belmont	90 26
178	H	Quinnipiac	107 52	89	H	George Washington	88 54								

Non-Div I Games:

Maryland

Massachusetts

Through Games Of Dec. 21, 2019

Average RPI Win:	248	WON-LOST	WINNING	LAST 10	STRENGTH OF	OPP. STRENGTH	TEAM	ADJ.	CONF.	ADJ CONF.
Average RPI Loss:	86	RECORD	PCT. RANK	GAMES	SCHEDULE	OF SCHEDULE	RPI	RPI	RPI	RPI
DIV. I ONLY	9- 3	61	9-1	303	148	165	165	11	11	
DIV. I NON-CONF.	9- 3	60	9-1	304	149	166	166	11	11	
TOTALS	RPI 1-25	RPI 26-50	W-L RECORDS	RPI 51-100	RPI 101-150	RPI 150+				
9- 3	0- 0	0- 0	OVERALL	1- 2	0- 1	8- 0				
5- 2	0- 0	0- 0	HOME	1- 1	0- 1	4- 0				
4- 1	0- 0	0- 0	AWAY	0- 1	0- 0	4- 0				
0- 0	0- 0	0- 0	NEUTRAL	0- 0	0- 0	0- 0				
9- 3	0- 0	0- 0	NON-CONFERENCE	1- 2	0- 1	8- 0				
5- 2	0- 0	0- 0	HOME	1- 1	0- 1	4- 0				
4- 1	0- 0	0- 0	AWAY	0- 1	0- 0	4- 0				
0- 0	0- 0	0- 0	NEUTRAL	0- 0	0- 0	0- 0				
0- 0	0- 0	0- 0	CONFERENCE	0- 0	0- 0	0- 0				
0- 0	0- 0	0- 0	HOME	0- 0	0- 0	0- 0				
0- 0	0- 0	0- 0	AWAY	0- 0	0- 0	0- 0				
0- 0	0- 0	0- 0	NEUTRAL	0- 0	0- 0	0- 0				

RPI 1-25				RPI 26-50				RPI 51-100				RPI 101+				Team's RPI: 165	
RPI	S	Opponent	Score	RPI	S	Opponent	Score	RPI	S	Opponent	Score	RPI	S	Opponent	Score		
								52	A	St. John's (NY)	71	82	140	H	Merrimack	64	79
								65	H	Providence	63	72	200	A	Iona	65	51
								85	H	Holy Cross	75	72	209	A	Boston U.	58	45
													250	A	UMass Lowell	74	58
													254	A	Vermont	83	49
													284	H	Siena	61	55
													306	H	Brown	95	42
													317	H	Hartford	74	48
													327	H	New Hampshire	67	65
LAST 10 Division I																	
				209	A	Boston U.	58	45					200	A	Iona	65	51
				85	H	Holy Cross	75	72					284	H	Siena	61	55
				327	H	New Hampshire	67	65					306	H	Brown	95	42
				254	A	Vermont	83	49					317	H	Hartford	74	48
				52	A	St. John's (NY)	71	82					250	A	UMass Lowell	74	58

Non-Div I Games:

Massachusetts

Loss, Non-Conf, S Site, H Home A Away N Neutral

Average RPI Win:	350	WON-LOST	WINNING	LAST 10	STRENGTH OF	OPP. STRENGTH	TEAM	ADJ.	CONF.	ADJ CONF.
Average RPI Loss:	158	RECORD	PCT. RANK	GAMES	SCHEDULE	OF SCHEDULE	RPI	RPI	RPI	RPI
DIV. I ONLY	1- 7	317	1-7	99	341	303	303	26	26	
DIV. I NON-CONF.	1- 6	316	1-6	144	336	311	311	26	26	
TOTALS	RPI 1-25	RPI 26-50	W-L RECORDS	RPI 51-100	RPI 101-150	RPI 150+				
1- 7	0- 0	0- 1	OVERALL	0- 0	0- 1	1- 5				
1- 1	0- 0	0- 0	HOME	0- 0	0- 0	1- 1				
0- 6	0- 0	0- 1	AWAY	0- 0	0- 1	0- 4				
0- 0	0- 0	0- 0	NEUTRAL	0- 0	0- 0	0- 0				
1- 6	0- 0	0- 1	NON-CONFERENCE	0- 0	0- 1	1- 4				
1- 1	0- 0	0- 0	HOME	0- 0	0- 0	1- 1				
0- 5	0- 0	0- 1	AWAY	0- 0	0- 1	0- 3				
0- 0	0- 0	0- 0	NEUTRAL	0- 0	0- 0	0- 0				
0- 1	0- 0	0- 0	CONFERENCE	0- 0	0- 0	0- 1				
0- 0	0- 0	0- 0	HOME	0- 0	0- 0	0- 0				
0- 1	0- 0	0- 0	AWAY	0- 0	0- 0	0- 1				
0- 0	0- 0	0- 0	NEUTRAL	0- 0	0- 0	0- 0				

RPI 1-25			RPI 26-50			RPI 51-100			RPI 101+			Team's RPI: 303
RPI	S	Opponent	Score	RPI	S	Opponent	Score	RPI	S	Opponent	Score	
				48	A	Arkansas	58 101					
								139	A	UAB	70 97	
								155	A	SFA	51 82	
								157	A	Louisiana	55 75	
								182	A	SMU	60 81	
								202	H	Rice	50 81	
								222	A	Louisiana Tech	54 79	
								350	H	La.-Monroe	72 69	
LAST 10 Division I												
350	H	La.-Monroe	72 69	155	A	SFA	51 82					
202	H	Rice	50 81	222	A	Louisiana Tech	54 79					
139	A	UAB	70 97	182	A	SMU	60 81					
157	A	Louisiana	55 75									
48	A	Arkansas	58 101									

Non-Div I Games: Centenary (LA) 116 37 LSU-Shreveport 81 77

McNeese

Loss, Non-Conf, S Site, H Home A Away N Neutral

Average RPI Win:	218	WON-LOST	WINNING	LAST 10	STRENGTH OF	OPP. STRENGTH	TEAM	ADJ.	CONF.	ADJ CONF.
Average RPI Loss:	130	RECORD	PCT. RANK	GAMES	SCHEDULE	OF SCHEDULE	RPI	RPI	RPI	RPI
DIV. I ONLY	8- 4	86	7-3	231	202	145	145	8	8	
DIV. I NON-CONF.	8- 4	85	7-3	233	203	148	148	8	8	
TOTALS	RPI 1-25	RPI 26-50	W-L RECORDS	RPI 51-100	RPI 101-150	RPI 150+				
8- 4	0- 0	0- 1	OVERALL	1- 1	1- 0	6- 2				
4- 2	0- 0	0- 0	HOME	0- 1	1- 0	3- 1				
3- 1	0- 0	0- 0	AWAY	1- 0	0- 0	2- 1				
1- 1	0- 0	0- 1	NEUTRAL	0- 0	0- 0	1- 0				
8- 4	0- 0	0- 1	NON-CONFERENCE	1- 1	1- 0	6- 2				
4- 2	0- 0	0- 0	HOME	0- 1	1- 0	3- 1				
3- 1	0- 0	0- 0	AWAY	1- 0	0- 0	2- 1				
1- 1	0- 0	0- 1	NEUTRAL	0- 0	0- 0	1- 0				
0- 0	0- 0	0- 0	CONFERENCE	0- 0	0- 0	0- 0				
0- 0	0- 0	0- 0	HOME	0- 0	0- 0	0- 0				
0- 0	0- 0	0- 0	AWAY	0- 0	0- 0	0- 0				
0- 0	0- 0	0- 0	NEUTRAL	0- 0	0- 0	0- 0				

RPI	S	Opponent	Score	RPI	S	Opponent	Score	RPI	S	Opponent	Score	RPI	S	Opponent	Score	Team's RPI: 145
27	N	LSU	58 89	76	A	Southern Ill.	70 66	139	H	UAB	77 52					
				89	H	George Washington	63 64	183	H	Eastern Ky.	60 63					
								194	A	Toledo	83 76					
								215	N	Kansas St.	72 68					
								222	A	Louisiana Tech	74 83					
								226	A	Little Rock	68 50					
								241	H	Arkansas St.	78 50					
								319	H	Alcorn	57 51					
								337	H	Mississippi Val.	91 54					
LAST 10 Division I																
27	N	LSU	58 89	337	H	Mississippi Val.	91 54									
215	N	Kansas St.	72 68	226	A	Little Rock	68 50									
194	A	Toledo	83 76	241	H	Arkansas St.	78 50									
76	A	Southern Ill.	70 66	139	H	UAB	77 52									
89	H	George Washington	63 64	222	A	Louisiana Tech	74 83									

Non-Div I Games:

Memphis

■ Loss,
 ■ Non-Conf,
 ■ S Site,
 ■ H Home
 ■ A Away
 N Neutral

Mercer

Through Games Of Dec. 21, 2019

Average RPI Win:	308	WON-LOST	WINNING	LAST 10	STRENGTH OF	OPP. STRENGTH	TEAM	ADJ.	CONF.	ADJ CONF.
Average RPI Loss:	149	RECORD	PCT. RANK	GAMES	SCHEDULE	OF SCHEDULE	RPI	RPI	RPI	RPI
DIV. I ONLY	2- 9	308	2-8	242	242	311	311	21	21	
DIV. I NON-CONF.	2- 9	308	2-8	245	244	310	310	21	21	
TOTALS	RPI 1-25	RPI 26-50	W-L RECORDS	RPI 51-100	RPI 101-150	RPI 150+				
2- 9	0- 0	0- 2	OVERALL	0- 1	0- 0	2- 6				
1- 4	0- 0	0- 1	HOME	0- 0	0- 0	1- 3				
1- 5	0- 0	0- 1	AWAY	0- 1	0- 0	1- 3				
0- 0	0- 0	0- 0	NEUTRAL	0- 0	0- 0	0- 0				
2- 9	0- 0	0- 2	NON-CONFERENCE	0- 1	0- 0	2- 6				
1- 4	0- 0	0- 1	HOME	0- 0	0- 0	1- 3				
1- 5	0- 0	0- 1	AWAY	0- 1	0- 0	1- 3				
0- 0	0- 0	0- 0	NEUTRAL	0- 0	0- 0	0- 0				
0- 0	0- 0	0- 0	CONFERENCE	0- 0	0- 0	0- 0				
0- 0	0- 0	0- 0	HOME	0- 0	0- 0	0- 0				
0- 0	0- 0	0- 0	AWAY	0- 0	0- 0	0- 0				
0- 0	0- 0	0- 0	NEUTRAL	0- 0	0- 0	0- 0				

RPI S	Opponent	Score	RPI S	Opponent	Score	RPI S	Opponent	Score	RPI S	Opponent	Score	Team's RPI: 311
33	H Western Ky.	62 75	33	H Western Ky.	62 75	75	A Alabama	56 111	153	H Gardner-Webb	62 65	
46	A Georgia	60 76	46	A Georgia	60 76				183	H Eastern Ky.	60 61	
									189	A Florida	50 71	
									191	H Clemson	61 65	
									199	A Kennesaw St.	64 92	
									266	H Ga. Southern	62 52	
									275	A Appalachian St.	68 77	
									349	A South Carolina St.	66 55	
LAST 10 Division I												
349	A South Carolina St.	66 55	153	H Gardner-Webb	62 65							
275	A Appalachian St.	68 77	189	A Florida	50 71							
183	H Eastern Ky.	60 61	191	H Clemson	61 65							
46	A Georgia	60 76	266	H Ga. Southern	62 52							
75	A Alabama	56 111	199	A Kennesaw St.	64 92							

Non-Div I Games: LaGrange 74 47

Mercer

Loss, Non-Conf, S Site, H Home A Away N Neutral

Average RPI Win:	262	WON-LOST	WINNING	LAST 10	STRENGTH OF	OPP. STRENGTH	TEAM	ADJ.	CONF.	ADJ CONF.
Average RPI Loss:	113	RECORD	PCT. RANK	GAMES	SCHEDULE	OF SCHEDULE	RPI	RPI	RPI	RPI
DIV. I ONLY	4- 4	164	4-4	109	303	140	140	30	30	
DIV. I NON-CONF.	4- 4	163	4-4	109	302	142	142	30	30	
TOTALS	RPI 1-25	RPI 26-50	W-L RECORDS	RPI 51-100	RPI 101-150	RPI 150+				
4- 4	0- 0	0- 0	OVERALL	0- 2	0- 1	4- 1				
2- 1	0- 0	0- 0	HOME	0- 1	0- 0	2- 0				
2- 3	0- 0	0- 0	AWAY	0- 1	0- 1	2- 1				
0- 0	0- 0	0- 0	NEUTRAL	0- 0	0- 0	0- 0				
4- 4	0- 0	0- 0	NON-CONFERENCE	0- 2	0- 1	4- 1				
2- 1	0- 0	0- 0	HOME	0- 1	0- 0	2- 0				
2- 3	0- 0	0- 0	AWAY	0- 1	0- 1	2- 1				
0- 0	0- 0	0- 0	NEUTRAL	0- 0	0- 0	0- 0				
0- 0	0- 0	0- 0	CONFERENCE	0- 0	0- 0	0- 0				
0- 0	0- 0	0- 0	HOME	0- 0	0- 0	0- 0				
0- 0	0- 0	0- 0	AWAY	0- 0	0- 0	0- 0				
0- 0	0- 0	0- 0	NEUTRAL	0- 0	0- 0	0- 0				

RPI 1-25				RPI 26-50				RPI 51-100				RPI 101+				Team's RPI: 140	
RPI	S	Opponent	Score	RPI	S	Opponent	Score	RPI	S	Opponent	Score	RPI	S	Opponent	Score		
								84	H	Lehigh	68	72	115	A	Illinois	72	75
								85	A	Holy Cross	42	68	165	A	Massachusetts	79	64
													169	A	Dartmouth	52	57
													250	H	UMass Lowell	73	50
													306	A	Brown	72	57
													327	H	New Hampshire	64	54
LAST 10 Division I																	
				327	H	New Hampshire	64	54					250	H	UMass Lowell	73	50
				169	A	Dartmouth	52	57					115	A	Illinois	72	75
				84	H	Lehigh	68	72					306	A	Brown	72	57
				165	A	Massachusetts	79	64					85	A	Holy Cross	42	68

Non-Div I Games: Eastern Nazarene 82 50 Fisher 81 42

Merrimack

Loss, Non-Conf, S Site, H Home A Away N Neutral

Average RPI Win:	133	WON-LOST	WINNING	LAST 10	STRENGTH OF	OPP. STRENGTH	TEAM	ADJ.	CONF.	ADJ CONF.
Average RPI Loss:	9	RECORD	PCT. RANK	GAMES	SCHEDULE	OF SCHEDULE	RPI	RPI	RPI	RPI
DIV. I ONLY	8- 3	70	7-3	15	82	32	32	3	3	
DIV. I NON-CONF.	8- 3	69	7-3	15	82	32	32	3	3	
TOTALS	RPI 1-25	RPI 26-50	W-L RECORDS	RPI 51-100	RPI 101-150	RPI 150+				
8- 3	0- 3	0- 0	OVERALL	4- 0	2- 0	2- 0				
7- 2	0- 2	0- 0	HOME	3- 0	2- 0	2- 0				
0- 1	0- 1	0- 0	AWAY	0- 0	0- 0	0- 0				
1- 0	0- 0	0- 0	NEUTRAL	1- 0	0- 0	0- 0				
8- 3	0- 3	0- 0	NON-CONFERENCE	4- 0	2- 0	2- 0				
7- 2	0- 2	0- 0	HOME	3- 0	2- 0	2- 0				
0- 1	0- 1	0- 0	AWAY	0- 0	0- 0	0- 0				
1- 0	0- 0	0- 0	NEUTRAL	1- 0	0- 0	0- 0				
0- 0	0- 0	0- 0	CONFERENCE	0- 0	0- 0	0- 0				
0- 0	0- 0	0- 0	HOME	0- 0	0- 0	0- 0				
0- 0	0- 0	0- 0	AWAY	0- 0	0- 0	0- 0				
0- 0	0- 0	0- 0	NEUTRAL	0- 0	0- 0	0- 0				

RPI 1-25				RPI 26-50		Team's RPI: 32		RPI 51-100				RPI 101+			
RPI	S	Opponent	Score	RPI	S	Opponent	Score	RPI	S	Opponent	Score	RPI	S	Opponent	Score
5	H	Oregon St.	53 75					58	H	IUPUI	74 65	108	H	Binghamton	79 56
8	A	DePaul	83 89					69	H	North Florida	78 55	125	H	Miami (OH)	80 62
13	H	Indiana	45 58					81	N	N.C. A&T	68 67	257	H	Jackson St.	83 68
								92	H	Washington St.	74 68	274	H	UNC Asheville	75 46
LAST 10 Division I															
				92	H	Washington St.	74 68					274	H	UNC Asheville	75 46
				8	A	DePaul	83 89					108	H	Binghamton	79 56
				81	N	N.C. A&T	68 67					13	H	Indiana	45 58
				58	H	IUPUI	74 65					125	H	Miami (OH)	80 62
				69	H	North Florida	78 55					5	H	Oregon St.	53 75

Non-Div I Games:

Miami (FL)

■ Loss,
 ■ Non-Conf,
 S Site,
 ■ Home
 ■ Away
 N Neutral

Average RPI Win:	260	WON-LOST	WINNING	LAST 10	STRENGTH OF	OPP. STRENGTH	TEAM	ADJ.	CONF.	ADJ CONF.
Average RPI Loss:	77	RECORD	PCT. RANK	GAMES	SCHEDULE	OF SCHEDULE	RPI	RPI	RPI	RPI
DIV. I ONLY	5- 5	164	5-5	224	81	125	125	9	9	
DIV. I NON-CONF.	5- 5	163	5-5	227	81	126	126	9	9	
TOTALS	RPI 1-25	RPI 26-50	W-L RECORDS	RPI 51-100	RPI 101-150	RPI 150+				
5- 5	0- 1	0- 1	OVERALL	0- 0	0- 3	5- 0				
1- 0	0- 0	0- 0	HOME	0- 0	0- 0	1- 0				
3- 4	0- 1	0- 1	AWAY	0- 0	0- 2	3- 0				
1- 1	0- 0	0- 0	NEUTRAL	0- 0	0- 1	1- 0				
5- 5	0- 1	0- 1	NON-CONFERENCE	0- 0	0- 3	5- 0				
1- 0	0- 0	0- 0	HOME	0- 0	0- 0	1- 0				
3- 4	0- 1	0- 1	AWAY	0- 0	0- 2	3- 0				
1- 1	0- 0	0- 0	NEUTRAL	0- 0	0- 1	1- 0				
0- 0	0- 0	0- 0	CONFERENCE	0- 0	0- 0	0- 0				
0- 0	0- 0	0- 0	HOME	0- 0	0- 0	0- 0				
0- 0	0- 0	0- 0	AWAY	0- 0	0- 0	0- 0				
0- 0	0- 0	0- 0	NEUTRAL	0- 0	0- 0	0- 0				

RPI 1-25				RPI 26-50				RPI 51-100				RPI 101+ Team's RPI: 125			
RPI	S	Opponent	Score	RPI	S	Opponent	Score	RPI	S	Opponent	Score	RPI	S	Opponent	Score
8	A	DePaul	79 98	32	A	Miami (FL)	62 80					112	N	Liberty	53 65
												113	A	Bradley	68 79
												122	A	Cincinnati	68 98
												183	A	Eastern Ky.	75 57
												230	N	Prairie View	65 52
												269	A	South Alabama	76 73
												293	A	Pittsburgh	80 71
												325	H	UIC	85 35
LAST 10 Division I															
293	A	Pittsburgh	80 71	122	A	Cincinnati	68 98								
183	A	Eastern Ky.	75 57	32	A	Miami (FL)	62 80								
269	A	South Alabama	76 73	112	N	Liberty	53 65								
230	N	Prairie View	65 52	325	H	UIC	85 35								
8	A	DePaul	79 98	113	A	Bradley	68 79								

Non-Div I Games:

Miami (OH)

■ Loss,
 ■ Non-Conf, S Site,
 ■ Home
 ■ Away
 N Neutral

Average RPI Win: 183		WON-LOST	WINNING	LAST 10	STRENGTH OF	OPP. STRENGTH	TEAM	ADJ.	CONF.	ADJ CONF.
Average RPI Loss: 71		RECORD	PCT. RANK	GAMES	SCHEDULE	OF SCHEDULE	RPI	RPI	RPI	RPI
DIV. I ONLY		9- 1	25	9-1	108	166	38	38	2	2
DIV. I NON-CONF.		9- 1	25	9-1	108	168	38	38	2	2
TOTALS	RPI 1-25	RPI 26-50		W-L RECORDS		RPI 51-100	RPI 101-150	RPI 150+		
9- 1	0- 0	0- 0		OVERALL		2- 1	2- 0	5- 0		
6- 1	0- 0	0- 0		HOME		1- 1	1- 0	4- 0		
2- 0	0- 0	0- 0		AWAY		0- 0	1- 0	1- 0		
1- 0	0- 0	0- 0		NEUTRAL		1- 0	0- 0	0- 0		
9- 1	0- 0	0- 0		NON-CONFERENCE		2- 1	2- 0	5- 0		
6- 1	0- 0	0- 0		HOME		1- 1	1- 0	4- 0		
2- 0	0- 0	0- 0		AWAY		0- 0	1- 0	1- 0		
1- 0	0- 0	0- 0		NEUTRAL		1- 0	0- 0	0- 0		
0- 0	0- 0	0- 0		CONFERENCE		0- 0	0- 0	0- 0		
0- 0	0- 0	0- 0		HOME		0- 0	0- 0	0- 0		
0- 0	0- 0	0- 0		AWAY		0- 0	0- 0	0- 0		
0- 0	0- 0	0- 0		NEUTRAL		0- 0	0- 0	0- 0		

RPI 1-25				Team's RPI: 38		RPI 51-100				RPI 101+					
RPI	S	Opponent	Score	RPI	S	Opponent	Score	RPI	S	Opponent	Score	RPI	S	Opponent	Score
								66	N	Kent St.	88 53	113	H	Bradley	77 57
								71	H	Notre Dame	72 76	118	A	Akron	80 71
								97	H	Syracuse	84 76	196	A	Eastern Mich.	57 38
												235	H	Western Mich.	76 55
												272	H	Morgan St.	80 48
												275	H	Appalachian St.	62 35
												276	H	Oakland	79 64
LAST 10 Division I															
				275	H	Appalachian St.	62 35	276	H	Oakland	79 64				
				118	A	Akron	80 71	97	H	Syracuse	84 76				
				66	N	Kent St.	88 53	272	H	Morgan St.	80 48				
				113	H	Bradley	77 57	196	A	Eastern Mich.	57 38				
				235	H	Western Mich.	76 55	71	H	Notre Dame	72 76				

Non-Div I Games:

Michigan

■ Loss, ■ Non-Conf, S Site, H Home A Away N Neutral

Average RPI Win:	243	WON-LOST	WINNING	LAST 10	STRENGTH OF	OPP. STRENGTH	TEAM	ADJ.	CONF.	ADJ CONF.
Average RPI Loss:	47	RECORD	PCT. RANK	GAMES	SCHEDULE	OF SCHEDULE	RPI	RPI	RPI	RPI
DIV. I ONLY	7- 4	99	6-4	206	113	137	137	2	2	
DIV. I NON-CONF.	7- 4	100	6-4	209	113	139	139	2	2	
TOTALS	RPI 1-25	RPI 26-50	W-L RECORDS	RPI 51-100	RPI 101-150	RPI 150+				
7- 4	0- 1	0- 2	OVERALL	1- 1	0- 0	6- 0				
5- 0	0- 0	0- 0	HOME	0- 0	0- 0	5- 0				
1- 1	0- 1	0- 0	AWAY	1- 0	0- 0	0- 0				
1- 3	0- 0	0- 2	NEUTRAL	0- 1	0- 0	1- 0				
7- 4	0- 1	0- 2	NON-CONFERENCE	1- 1	0- 0	6- 0				
5- 0	0- 0	0- 0	HOME	0- 0	0- 0	5- 0				
1- 1	0- 1	0- 0	AWAY	1- 0	0- 0	0- 0				
1- 3	0- 0	0- 2	NEUTRAL	0- 1	0- 0	1- 0				
0- 0	0- 0	0- 0	CONFERENCE	0- 0	0- 0	0- 0				
0- 0	0- 0	0- 0	HOME	0- 0	0- 0	0- 0				
0- 0	0- 0	0- 0	AWAY	0- 0	0- 0	0- 0				
0- 0	0- 0	0- 0	NEUTRAL	0- 0	0- 0	0- 0				

RPI 1-25				RPI 26-50				RPI 51-100				RPI 101+				Team's RPI: 137	
RPI	S	Opponent	Score	RPI	S	Opponent	Score	RPI	S	Opponent	Score	RPI	S	Opponent	Score		
14	A	Florida St.	68 78	27	N	LSU	56 58	71	A	Notre Dame	72 69	196	H	Eastern Mich.	85 50		
				50	N	West Virginia	57 63	97	N	Syracuse	63 77	215	N	Kansas St.	65 60		
												276	H	Oakland	76 56		
												302	H	Morehead St.	93 48		
												317	H	Hartford	79 34		
												326	H	Detroit Mercy	110 52		
LAST 10 Division I																	
		50	N	West Virginia	57	63	97	N	Syracuse	63	77						
		317	H	Hartford	79	34	302	H	Morehead St.	93	48						
		276	H	Oakland	76	56	14	A	Florida St.	68	78						
		71	A	Notre Dame	72	69	215	N	Kansas St.	65	60						
		326	H	Detroit Mercy	110	52	27	N	LSU	56	58						

Non-Div I Games:

Michigan St.

Average RPI Win:	192	WON-LOST	WINNING	LAST 10	STRENGTH OF	OPP. STRENGTH	TEAM	ADJ.	CONF.	ADJ CONF.
Average RPI Loss:	47	RECORD	PCT. RANK	GAMES	SCHEDULE	OF SCHEDULE	RPI	RPI	RPI	RPI
DIV. I ONLY	7- 4	99	6-4	80	95	82	82	15	15	
DIV. I NON-CONF.	7- 4	100	6-4	81	96	82	82	15	15	
TOTALS	RPI 1-25	RPI 26-50	W-L RECORDS	RPI 51-100	RPI 101-150	RPI 150+				
7- 4	0- 1	0- 1	OVERALL	1- 2	1- 0	5- 0				
4- 1	0- 0	0- 1	HOME	1- 0	0- 0	3- 0				
2- 1	0- 0	0- 0	AWAY	0- 1	0- 0	2- 0				
1- 2	0- 1	0- 0	NEUTRAL	0- 1	1- 0	0- 0				
7- 4	0- 1	0- 1	NON-CONFERENCE	1- 2	1- 0	5- 0				
4- 1	0- 0	0- 1	HOME	1- 0	0- 0	3- 0				
2- 1	0- 0	0- 0	AWAY	0- 1	0- 0	2- 0				
1- 2	0- 1	0- 0	NEUTRAL	0- 1	1- 0	0- 0				
0- 0	0- 0	0- 0	CONFERENCE	0- 0	0- 0	0- 0				
0- 0	0- 0	0- 0	HOME	0- 0	0- 0	0- 0				
0- 0	0- 0	0- 0	AWAY	0- 0	0- 0	0- 0				
0- 0	0- 0	0- 0	NEUTRAL	0- 0	0- 0	0- 0				

RPI 1-25				RPI 26-50				RPI 51-100				RPI 101+			
RPI	S	Opponent	Score	RPI	S	Opponent	Score	RPI	S	Opponent	Score	RPI	S	Opponent	Score
6	N	Gonzaga	50 62	28	H	Kentucky	52 67	54	N	Arizona St.	60 61	106	N	Auburn	73 50
								63	H	Furman	78 62	185	A	Tulane	64 62
								98	A	Belmont	57 68	195	H	VCU	86 63
												237	H	Tennessee Tech	64 58
												242	A	East Carolina	68 66
												315	H	Lipscomb	70 49
LAST 10 Division I															
195	H	VCU	86 63	98	A	Belmont	57 68	315	H	Lipscomb	70 49	54	N	Arizona St.	60 61
63	H	Furman	78 62					6	N	Gonzaga	50 62	106	N	Auburn	73 50
237	H	Tennessee Tech	64 58												
185	A	Tulane	64 62												
28	H	Kentucky	52 67												

Non-Div I Games:

Middle Tenn.

■ Loss,
 ■ Non-Conf, S Site,
 ■ Home
 ■ Away
 N Neutral

Average RPI Win:	223	WON-LOST	WINNING	LAST 10	STRENGTH OF	OPP. STRENGTH	TEAM	ADJ.	CONF.	ADJ CONF.
Average RPI Loss:	71	RECORD	PCT. RANK	GAMES	SCHEDULE	OF SCHEDULE	RPI	RPI	RPI	RPI
DIV. I ONLY	2- 8	301	2-8	32	57	198	198	18	18	
DIV. I NON-CONF.	2- 8	300	2-8	32	56	196	196	18	18	
TOTALS	RPI 1-25	RPI 26-50	W-L RECORDS	RPI 51-100	RPI 101-150	RPI 150+				
2- 8	0- 2	0- 2	OVERALL	0- 1	0- 2	2- 1				
2- 3	0- 0	0- 1	HOME	0- 0	0- 2	2- 0				
0- 5	0- 2	0- 1	AWAY	0- 1	0- 0	0- 1				
0- 0	0- 0	0- 0	NEUTRAL	0- 0	0- 0	0- 0				
2- 8	0- 2	0- 2	NON-CONFERENCE	0- 1	0- 2	2- 1				
2- 3	0- 0	0- 1	HOME	0- 0	0- 2	2- 0				
0- 5	0- 2	0- 1	AWAY	0- 1	0- 0	0- 1				
0- 0	0- 0	0- 0	NEUTRAL	0- 0	0- 0	0- 0				
0- 0	0- 0	0- 0	CONFERENCE	0- 0	0- 0	0- 0				
0- 0	0- 0	0- 0	HOME	0- 0	0- 0	0- 0				
0- 0	0- 0	0- 0	AWAY	0- 0	0- 0	0- 0				
0- 0	0- 0	0- 0	NEUTRAL	0- 0	0- 0	0- 0				

RPI 1-25				RPI 26-50				RPI 51-100				RPI 101+ Team's RPI: 198			
RPI	S	Opponent	Score	RPI	S	Opponent	Score	RPI	S	Opponent	Score	RPI	S	Opponent	Score
8	A	DePaul	65 94	36	A	Minnesota	61 77	86	A	Wisconsin	40 71	104	H	North Dakota	58 66
18	A	Purdue	55 68	45	H	Marquette	56 78					111	H	Bowling Green	51 63
												154	H	Northern Ill.	78 65
												162	A	Columbia	46 74
												292	H	Ark.-Pine Bluff	69 55
LAST 10 Division I															
				104	H	North Dakota	58 66	111	H	Bowling Green	51 63				
				292	H	Ark.-Pine Bluff	69 55	45	H	Marquette	56 78				
				86	A	Wisconsin	40 71	154	H	Northern Ill.	78 65				
				36	A	Minnesota	61 77	162	A	Columbia	46 74				
				18	A	Purdue	55 68	8	A	DePaul	65 94				

Non-Div I Games: Wis.-Parkside 84 77

Milwaukee

■ Loss,
 ■ Non-Conf,
 ■ S Site,
 ■ H Home
 ■ A Away
 N Neutral

Minnesota

Through Games Of Dec. 21, 2019

Average RPI Win:	170	WON-LOST	WINNING	LAST 10	STRENGTH OF	OPP. STRENGTH	TEAM	ADJ.	CONF.	ADJ CONF.
Average RPI Loss:	3	RECORD	PCT. RANK	GAMES	SCHEDULE	OF SCHEDULE	RPI	RPI	RPI	RPI
DIV. I ONLY	10- 1	18	10-0	166	26	36	36	2	2	
DIV. I NON-CONF.	10- 1	18	10-0	170	26	36	36	2	2	
TOTALS	RPI 1-25	RPI 26-50	W-L RECORDS	RPI 51-100	RPI 101-150	RPI 150+				
10- 1	0- 1	0- 0	OVERALL	4- 0	1- 0	5- 0				
7- 1	0- 1	0- 0	HOME	2- 0	1- 0	4- 0				
3- 0	0- 0	0- 0	AWAY	2- 0	0- 0	1- 0				
0- 0	0- 0	0- 0	NEUTRAL	0- 0	0- 0	0- 0				
10- 1	0- 1	0- 0	NON-CONFERENCE	4- 0	1- 0	5- 0				
7- 1	0- 1	0- 0	HOME	2- 0	1- 0	4- 0				
3- 0	0- 0	0- 0	AWAY	2- 0	0- 0	1- 0				
0- 0	0- 0	0- 0	NEUTRAL	0- 0	0- 0	0- 0				
0- 0	0- 0	0- 0	CONFERENCE	0- 0	0- 0	0- 0				
0- 0	0- 0	0- 0	HOME	0- 0	0- 0	0- 0				
0- 0	0- 0	0- 0	AWAY	0- 0	0- 0	0- 0				
0- 0	0- 0	0- 0	NEUTRAL	0- 0	0- 0	0- 0				

RPI 1-25				RPI 26-50		Team's RPI: 36		RPI 51-100				RPI 101+			
RPI	S	Opponent	Score	RPI	S	Opponent	Score	RPI	S	Opponent	Score	RPI	S	Opponent	Score
3	H	Missouri St.	69 77					54	H	Arizona St.	80 66	132	H	Montana St.	71 60
								71	A	Notre Dame	75 67	198	H	Milwaukee	77 61
								84	H	Lehigh	77 49	231	A	American	70 53
								89	A	George Washington	83 50	254	H	Vermont	90 58
												273	H	UC Davis	76 67
												309	H	Bryant	101 56
LAST 10 Division I															
				84	H	Lehigh	77 49					273	H	UC Davis	76 67
				132	H	Montana St.	71 60					89	A	George Washington	83 50
				54	H	Arizona St.	80 66					231	A	American	70 53
				198	H	Milwaukee	77 61					71	A	Notre Dame	75 67
				254	H	Vermont	90 58					309	H	Bryant	101 56

Non-Div I Games:

Minnesota

■ Loss,
 ■ Non-Conf, S Site,
 ■ Home
 ■ Away
 N Neutral

Average RPI Win: 130		WON-LOST	WINNING	LAST 10	STRENGTH OF	OPP. STRENGTH	TEAM	ADJ.	CONF.	ADJ CONF.
Average RPI Loss: 26		RECORD	PCT. RANK	GAMES	SCHEDULE	OF SCHEDULE	RPI	RPI	RPI	RPI
DIV. I ONLY		11- 2	36	8-2	17	86	9	9	4	4
DIV. I NON-CONF.		11- 2	36	8-2	17	87	9	9	4	4
TOTALS		RPI 1-25	RPI 26-50		W-L RECORDS		RPI 51-100	RPI 101-150		RPI 150+
11- 2	1- 1	2- 1		OVERALL		0- 0	4- 0		4- 0	
4- 1	0- 0	1- 1		HOME		0- 0	1- 0		2- 0	
3- 0	0- 0	1- 0		AWAY		0- 0	0- 0		2- 0	
4- 1	1- 1	0- 0		NEUTRAL		0- 0	3- 0		0- 0	
11- 2	1- 1	2- 1		NON-CONFERENCE		0- 0	4- 0		4- 0	
4- 1	0- 0	1- 1		HOME		0- 0	1- 0		2- 0	
3- 0	0- 0	1- 0		AWAY		0- 0	0- 0		2- 0	
4- 1	1- 1	0- 0		NEUTRAL		0- 0	3- 0		0- 0	
0- 0	0- 0	0- 0		CONFERENCE		0- 0	0- 0		0- 0	
0- 0	0- 0	0- 0		HOME		0- 0	0- 0		0- 0	
0- 0	0- 0	0- 0		AWAY		0- 0	0- 0		0- 0	
0- 0	0- 0	0- 0		NEUTRAL		0- 0	0- 0		0- 0	

RPI	S	Opponent	Score	RPI	S	Opponent	Score	RPI	S	Opponent	Score	RPI	S	Opponent	Score
2	N	Stanford	62 67	45	A	Marquette	74 68					121	N	Green Bay	83 58
21	N	Virginia	72 59	47	H	Troy	122 82					123	N	San Francisco	73 38
				50	H	West Virginia	65 71					128	H	UT Martin	82 46
												147	N	South Fla.	86 61
												157	A	Louisiana	64 48
												180	H	Murray St.	124 43
												207	H	Southern Miss.	91 58
												257	A	Jackson St.	92 53
LAST 10 Division I															
21	N	Virginia	72 59	147	N	South Fla.	86 61								
123	N	San Francisco	73 38	157	A	Louisiana	64 48								
45	A	Marquette	74 68	50	H	West Virginia	65 71								
257	A	Jackson St.	92 53	2	N	Stanford	62 67								
47	H	Troy	122 82	121	N	Green Bay	83 58								

Non-Div I Games:

Mississippi St.

■ Loss,
 ■ Non-Conf, S Site,
 ■ Home
 ■ Away
 N Neutral

Average RPI Win:	348	WON-LOST	WINNING	LAST 10	STRENGTH OF	OPP. STRENGTH	TEAM	ADJ.	CONF.	ADJ CONF.
Average RPI Loss:	208	RECORD	PCT. RANK	GAMES	SCHEDULE	OF SCHEDULE	RPI	RPI	RPI	RPI
DIV. I ONLY	1- 9	326	1-9	243	338	337	337	27	27	
DIV. I NON-CONF.	1- 9	325	1-9	246	338	337	337	27	27	
TOTALS	RPI 1-25	RPI 26-50	W-L RECORDS	RPI 51-100	RPI 101-150	RPI 150+				
1- 9	0- 0	0- 0	OVERALL	0- 1	0- 1	1- 7				
1- 2	0- 0	0- 0	HOME	0- 1	0- 0	1- 1				
0- 6	0- 0	0- 0	AWAY	0- 0	0- 1	0- 5				
0- 1	0- 0	0- 0	NEUTRAL	0- 0	0- 0	0- 1				
1- 9	0- 0	0- 0	NON-CONFERENCE	0- 1	0- 1	1- 7				
1- 2	0- 0	0- 0	HOME	0- 1	0- 0	1- 1				
0- 6	0- 0	0- 0	AWAY	0- 0	0- 1	0- 5				
0- 1	0- 0	0- 0	NEUTRAL	0- 0	0- 0	0- 1				
0- 0	0- 0	0- 0	CONFERENCE	0- 0	0- 0	0- 0				
0- 0	0- 0	0- 0	HOME	0- 0	0- 0	0- 0				
0- 0	0- 0	0- 0	AWAY	0- 0	0- 0	0- 0				
0- 0	0- 0	0- 0	NEUTRAL	0- 0	0- 0	0- 0				

RPI 1-25				RPI 26-50				RPI 51-100				RPI 101+				Team's RPI: 337	
RPI	S	Opponent	Score	RPI	S	Opponent	Score	RPI	S	Opponent	Score	RPI	S	Opponent	Score		
								67	H	Austin Peay	82	100	145	A	Memphis	54	91
													180	H	Murray St.	66	72
													190	A	Wyoming	22	95
													207	A	Southern Miss.	80	84
													216	A	North Ala.	60	86
													279	N	Omaha	70	78
													294	A	Colorado St.	46	65
													296	A	Ole Miss	53	72
													348	H	Florida A&M	71	70
LAST 10 Division I																	
				145	A	Memphis	54	91		294	A	Colorado St.	46	65			
				67	H	Austin Peay	82	100		190	A	Wyoming	22	95			
				180	H	Murray St.	66	72		348	H	Florida A&M	71	70			
				216	A	North Ala.	60	86		279	N	Omaha	70	78			
				296	A	Ole Miss	53	72		207	A	Southern Miss.	80	84			

Non-Div I Games:

Mississippi Val.

Average RPI Win:	173	WON-LOST	WINNING	LAST 10	STRENGTH OF	OPP. STRENGTH	TEAM	ADJ.	CONF.	ADJ CONF.
Average RPI Loss:	89	RECORD	PCT. RANK	GAMES	SCHEDULE	OF SCHEDULE	RPI	RPI	RPI	RPI
DIV. I ONLY	3- 10	284	2-8	23	90	181	181	4	4	
DIV. I NON-CONF.	3- 10	284	2-8	22	91	180	180	4	4	
TOTALS	RPI 1-25	RPI 26-50	W-L RECORDS	RPI 51-100	RPI 101-150	RPI 150+				
3- 10	0- 3	1- 1	OVERALL	0- 2	0- 2	2- 2				
3- 4	0- 1	1- 1	HOME	0- 1	0- 1	2- 0				
0- 4	0- 2	0- 0	AWAY	0- 0	0- 1	0- 1				
0- 2	0- 0	0- 0	NEUTRAL	0- 1	0- 0	0- 1				
3- 10	0- 3	1- 1	NON-CONFERENCE	0- 2	0- 2	2- 2				
3- 4	0- 1	1- 1	HOME	0- 1	0- 1	2- 0				
0- 4	0- 2	0- 0	AWAY	0- 0	0- 1	0- 1				
0- 2	0- 0	0- 0	NEUTRAL	0- 1	0- 0	0- 1				
0- 0	0- 0	0- 0	CONFERENCE	0- 0	0- 0	0- 0				
0- 0	0- 0	0- 0	HOME	0- 0	0- 0	0- 0				
0- 0	0- 0	0- 0	AWAY	0- 0	0- 0	0- 0				
0- 0	0- 0	0- 0	NEUTRAL	0- 0	0- 0	0- 0				

RPI 1-25				RPI 26-50				RPI 51-100				RPI 101+ Team's RPI: 181			
RPI	S	Opponent	Score	RPI	S	Opponent	Score	RPI	S	Opponent	Score	RPI	S	Opponent	Score
3	A	Missouri St.	72 79	31	H	Saint Louis	83 58	90	N	North Carolina	69 82	115	H	Illinois	51 58
11	H	Princeton	33 68	49	H	UNI	73 78	95	H	Nebraska	85 90	121	A	Green Bay	64 72
23	A	South Dakota	56 72									160	N	New Mexico	68 71
												227	A	UMKC	56 59
												228	H	Western Ill.	97 89
												259	H	SIUE	68 51
LAST 10 Division I															
115	H	Illinois	51 58	11	H	Princeton	33 68								
160	N	New Mexico	68 71	3	A	Missouri St.	72 79								
259	H	SIUE	68 51	227	A	UMKC	56 59								
23	A	South Dakota	56 72	31	H	Saint Louis	83 58								
121	A	Green Bay	64 72	90	N	North Carolina	69 82								

Non-Div I Games:

Missouri

Average RPI Win:	120	WON-LOST	WINNING	LAST 10	STRENGTH OF	OPP. STRENGTH	TEAM	ADJ.	CONF.	ADJ CONF.
Average RPI Loss:	6	RECORD	PCT. RANK	GAMES	SCHEDULE	OF SCHEDULE	RPI	RPI	RPI	RPI
DIV. I ONLY	9- 2	42	8-2	2	80	3	3	7	7	
DIV. I NON-CONF.	9- 2	41	8-2	2	80	3	3	7	7	
TOTALS	RPI 1-25	RPI 26-50	W-L RECORDS	RPI 51-100	RPI 101-150	RPI 150+				
9- 2	1- 2	2- 0	OVERALL	1- 0	2- 0	3- 0				
5- 0	0- 0	0- 0	HOME	0- 0	2- 0	3- 0				
4- 2	1- 2	2- 0	AWAY	1- 0	0- 0	0- 0				
0- 0	0- 0	0- 0	NEUTRAL	0- 0	0- 0	0- 0				
9- 2	1- 2	2- 0	NON-CONFERENCE	1- 0	2- 0	3- 0				
5- 0	0- 0	0- 0	HOME	0- 0	2- 0	3- 0				
4- 2	1- 2	2- 0	AWAY	1- 0	0- 0	0- 0				
0- 0	0- 0	0- 0	NEUTRAL	0- 0	0- 0	0- 0				
0- 0	0- 0	0- 0	CONFERENCE	0- 0	0- 0	0- 0				
0- 0	0- 0	0- 0	HOME	0- 0	0- 0	0- 0				
0- 0	0- 0	0- 0	AWAY	0- 0	0- 0	0- 0				
0- 0	0- 0	0- 0	NEUTRAL	0- 0	0- 0	0- 0				

RPI 1-25				Team's RPI: 3				RPI 26-50				RPI 51-100				RPI 101+			
RPI	S	Opponent	Score		RPI	S	Opponent	Score		RPI	S	Opponent	Score		RPI	S	Opponent	Score	
5	A	Oregon St.	69	80	36	A	Minnesota	77	69	74	A	Boise St.	72	69	114	H	Santa Clara	71	64
6	A	Gonzaga	52	64	39	A	Oklahoma	96	90						135	H	Wichita St.	68	55
23	A	South Dakota	74	66											181	H	Missouri	79	72
															227	H	UMKC	83	58
															249	H	A&M-Corpus Christi	79	51
LAST 10 Division I																			
6	A	Gonzaga	52	64	181	H	Missouri	79	72										
5	A	Oregon St.	69	80	135	H	Wichita St.	68	55										
39	A	Oklahoma	96	90	227	H	UMKC	83	58										
74	A	Boise St.	72	69	23	A	South Dakota	74	66										
249	H	A&M-Corpus Christi	79	51	114	H	Santa Clara	71	64										

Non-Div I Games:

Missouri St.

Average RPI Win:	262	WON-LOST	WINNING	LAST 10	STRENGTH OF	OPP. STRENGTH	TEAM	ADJ.	CONF.	ADJ CONF.
Average RPI Loss:	121	RECORD	PCT. RANK	GAMES	SCHEDULE	OF SCHEDULE	RPI	RPI	RPI	RPI
DIV. I ONLY	3- 6	234	3-6	90	239	201	201	23	23	
DIV. I NON-CONF.	2- 6	271	2-6	67	252	208	208	23	23	
TOTALS	RPI 1-25	RPI 26-50	W-L RECORDS	RPI 51-100	RPI 101-150	RPI 150+				
3- 6	0- 1	0- 0	OVERALL	0- 3	0- 0	3- 2				
2- 1	0- 0	0- 0	HOME	0- 1	0- 0	2- 0				
0- 5	0- 1	0- 0	AWAY	0- 2	0- 0	0- 2				
1- 0	0- 0	0- 0	NEUTRAL	0- 0	0- 0	1- 0				
2- 6	0- 1	0- 0	NON-CONFERENCE	0- 3	0- 0	2- 2				
1- 1	0- 0	0- 0	HOME	0- 1	0- 0	1- 0				
0- 5	0- 1	0- 0	AWAY	0- 2	0- 0	0- 2				
1- 0	0- 0	0- 0	NEUTRAL	0- 0	0- 0	1- 0				
1- 0	0- 0	0- 0	CONFERENCE	0- 0	0- 0	1- 0				
1- 0	0- 0	0- 0	HOME	0- 0	0- 0	1- 0				
0- 0	0- 0	0- 0	AWAY	0- 0	0- 0	0- 0				
0- 0	0- 0	0- 0	NEUTRAL	0- 0	0- 0	0- 0				

RPI 1-25				RPI 26-50				RPI 51-100				RPI 101+ Team's RPI: 201			
RPI	S	Opponent	Score	RPI	S	Opponent	Score	RPI	S	Opponent	Score	RPI	S	Opponent	Score
11	A	Princeton	40 52					57	A	Arizona	34 86	210	A	San Diego	49 57
								65	H	Providence	52 68	219	H	Lafayette	52 44
								100	A	Bucknell	37 71	243	H	Manhattan	62 60
												285	A	Loyola Maryland	48 64
												324	N	Purdue Fort Wayne	60 46
LAST 10 Division I															
285	A	Loyola Maryland	48 64	243	H	Manhattan	62 60								
11	A	Princeton	40 52	219	H	Lafayette	52 44								
65	H	Providence	52 68	57	A	Arizona	34 86								
100	A	Bucknell	37 71	324	N	Purdue Fort Wayne	60 46								
				210	A	San Diego	49 57								

Non-Div I Games:

Monmouth

■ Loss,
 ■ Non-Conf,
 ■ S Site,
 ■ H Home
 ■ A Away
 N Neutral

Non-Conference				Through Games Of Dec. 11, 1919						
Average RPI Win:	271	WON-LOST	WINNING	LAST 10	STRENGTH OF	OPP. STRENGTH	TEAM	ADJ.	CONF.	ADJ CONF.
Average RPI Loss:	91	RECORD	PCT. RANK	GAMES	SCHEDULE	OF SCHEDULE	RPI	RPI	RPI	RPI
DIV. I ONLY	3- 4	205	3-4	51	316	146	146	19	19	
DIV. I NON-CONF.	3- 4	203	3-4	52	315	149	149	19	19	
TOTALS	RPI 1-25	RPI 26-50	W-L RECORDS	RPI 51-100	RPI 101-150	RPI 150+				
3- 4	0- 1	0- 0	OVERALL	0- 1	0- 1	3- 1				
1- 2	0- 0	0- 0	HOME	0- 1	0- 0	1- 1				
2- 1	0- 1	0- 0	AWAY	0- 0	0- 0	2- 0				
0- 1	0- 0	0- 0	NEUTRAL	0- 0	0- 1	0- 0				
3- 4	0- 1	0- 0	NON-CONFERENCE	0- 1	0- 1	3- 1				
1- 2	0- 0	0- 0	HOME	0- 1	0- 0	1- 1				
2- 1	0- 1	0- 0	AWAY	0- 0	0- 0	2- 0				
0- 1	0- 0	0- 0	NEUTRAL	0- 0	0- 1	0- 0				
0- 0	0- 0	0- 0	CONFERENCE	0- 0	0- 0	0- 0				
0- 0	0- 0	0- 0	HOME	0- 0	0- 0	0- 0				
0- 0	0- 0	0- 0	AWAY	0- 0	0- 0	0- 0				
0- 0	0- 0	0- 0	NEUTRAL	0- 0	0- 0	0- 0				

RPI 1-25				RPI 26-50				RPI 51-100				RPI 101+				Team's RPI: 146	
RPI	S	Opponent	Score	RPI	S	Opponent	Score	RPI	S	Opponent	Score	RPI	S	Opponent	Score		
23	A	South Dakota	64 96					57	H	Arizona	42 77	114	N	Santa Clara	58 68		
												170	H	Fresno St.	63 76		
												203	A	Cal St. Fullerton	71 69		
												264	H	Grand Canyon	72 67		
												345	A	Utah Valley	63 52		
LAST 10 Division I																	
				23	A	South Dakota	64 96	203	A	Cal St. Fullerton	71 69						
				345	A	Utah Valley	63 52	114	N	Santa Clara	58 68						
								57	H	Arizona	42 77						
								264	H	Grand Canyon	72 67						
								170	H	Fresno St.	63 76						

Non-Div I Games: Mont. St.-Northern 98 45 Mont. St. Billings 70 53

Montana

■ Loss, ■ Non-Conf, S Site, H Home A Away N Neutral

Average RPI Win:	304	WON-LOST	WINNING	LAST 10	STRENGTH OF	OPP. STRENGTH	TEAM	ADJ.	CONF.	ADJ CONF.
Average RPI Loss:	61	RECORD	PCT. RANK	GAMES	SCHEDULE	OF SCHEDULE	RPI	RPI	RPI	RPI
DIV. I ONLY	2- 5	263	2-5	19	204	132	132	19	19	
DIV. I NON-CONF.	2- 5	260	2-5	19	205	134	134	19	19	
TOTALS	RPI 1-25	RPI 26-50	W-L RECORDS	RPI 51-100	RPI 101-150	RPI 150+				
2- 5	0- 2	0- 1	OVERALL	0- 0	0- 2	2- 0				
1- 1	0- 1	0- 0	HOME	0- 0	0- 0	1- 0				
1- 2	0- 0	0- 1	AWAY	0- 0	0- 1	1- 0				
0- 2	0- 1	0- 0	NEUTRAL	0- 0	0- 1	0- 0				
2- 5	0- 2	0- 1	NON-CONFERENCE	0- 0	0- 2	2- 0				
1- 1	0- 1	0- 0	HOME	0- 0	0- 0	1- 0				
1- 2	0- 0	0- 1	AWAY	0- 0	0- 1	1- 0				
0- 2	0- 1	0- 0	NEUTRAL	0- 0	0- 1	0- 0				
0- 0	0- 0	0- 0	CONFERENCE	0- 0	0- 0	0- 0				
0- 0	0- 0	0- 0	HOME	0- 0	0- 0	0- 0				
0- 0	0- 0	0- 0	AWAY	0- 0	0- 0	0- 0				
0- 0	0- 0	0- 0	NEUTRAL	0- 0	0- 0	0- 0				

RPI 1-25				RPI 26-50				RPI 51-100				RPI 101+ Team's RPI: 132			
RPI	S	Opponent	Score	RPI	S	Opponent	Score	RPI	S	Opponent	Score	RPI	S	Opponent	Score
6	H	Gonzaga	55 70	36	A	Minnesota	60 71					118	A	South Dakota St.	50 60
10	N	Texas A&M	67 78									135	N	Wichita St.	64 66
												273	H	UC Davis	77 65
												334	A	Seattle U	73 65
LAST 10 Division I															
10	N	Texas A&M	67 78	118	A	South Dakota St.	50 60								
135	N	Wichita St.	64 66	273	H	UC Davis	77 65								
6	H	Gonzaga	55 70												
334	A	Seattle U	73 65												
36	A	Minnesota	60 71												

Non-Div I Games: Carroll (MT) 67 33 Mont. St.-Northern 93 34

Montana St.

Loss, Non-Conf, S Site, H Home A Away N Neutral

Non-Conference				Through Games Of Dec. 11, 1919						
Average RPI Win:	244	WON-LOST	WINNING	LAST 10	STRENGTH OF	OPP. STRENGTH	TEAM	ADJ.	CONF.	ADJ CONF.
Average RPI Loss:	121	RECORD	PCT. RANK	GAMES	SCHEDULE	OF SCHEDULE	RPI	RPI	RPI	RPI
DIV. I ONLY	2- 7	285	2-7	237	137	302	302	20	20	
DIV. I NON-CONF.	2- 7	285	2-7	239	139	302	302	20	20	

TOTALS	RPI 1-25		RPI 26-50	W-L RECORDS		RPI 51-100	RPI 101-150		RPI 150+	
2- 7	0- 0		0- 1	OVERALL		0- 1	0- 4		2- 1	
2- 2	0- 0		0- 0	HOME		0- 1	0- 0		2- 1	
0- 5	0- 0		0- 1	AWAY		0- 0	0- 4		0- 0	
0- 0	0- 0		0- 0	NEUTRAL		0- 0	0- 0		0- 0	
2- 7	0- 0		0- 1	NON-CONFERENCE		0- 1	0- 4		2- 1	
2- 2	0- 0		0- 0	HOME		0- 1	0- 0		2- 1	
0- 5	0- 0		0- 1	AWAY		0- 0	0- 4		0- 0	
0- 0	0- 0		0- 0	NEUTRAL		0- 0	0- 0		0- 0	
0- 0	0- 0		0- 0	CONFERENCE		0- 0	0- 0		0- 0	
0- 0	0- 0		0- 0	HOME		0- 0	0- 0		0- 0	
0- 0	0- 0		0- 0	AWAY		0- 0	0- 0		0- 0	
0- 0	0- 0		0- 0	NEUTRAL		0- 0	0- 0		0- 0	

[illegible]

Non-Div I Games:	Asbury	107	55	Midway	107	55
------------------	--------	-----	----	--------	-----	----

Morehead St.

■ Loss, ■ Non-Conf, S Site, H Home A Away N Neutral

Average RPI Win: 253		WON-LOST	WINNING	LAST 10	STRENGTH OF	OPP. STRENGTH	TEAM	ADJ.	CONF.	ADJ CONF.
Average RPI Loss: 187		RECORD	PCT. RANK	GAMES	SCHEDULE	OF SCHEDULE	RPI	RPI	RPI	RPI
DIV. I ONLY		2- 9	308	2-8	100	344	272	272	31	31
DIV. I NON-CONF.		2- 9	308	2-8	98	344	272	272	31	31
TOTALS	RPI 1-25		RPI 26-50		W-L RECORDS		RPI 51-100		RPI 101-150	RPI 150+
2- 9	0- 0		0- 2		OVERALL		0- 1		0- 2	2- 4
1- 0	0- 0		0- 0		HOME		0- 0		0- 0	1- 0
1- 7	0- 0		0- 2		AWAY		0- 1		0- 0	1- 4
0- 2	0- 0		0- 0		NEUTRAL		0- 0		0- 2	0- 0
2- 9	0- 0		0- 2		NON-CONFERENCE		0- 1		0- 2	2- 4
1- 0	0- 0		0- 0		HOME		0- 0		0- 0	1- 0
1- 7	0- 0		0- 2		AWAY		0- 1		0- 0	1- 4
0- 2	0- 0		0- 0		NEUTRAL		0- 0		0- 2	0- 0
0- 0	0- 0		0- 0		CONFERENCE		0- 0		0- 0	0- 0
0- 0	0- 0		0- 0		HOME		0- 0		0- 0	0- 0
0- 0	0- 0		0- 0		AWAY		0- 0		0- 0	0- 0
0- 0	0- 0		0- 0		NEUTRAL		0- 0		0- 0	0- 0

RPI 1-25				RPI 26-50				RPI 51-100				RPI 101+				Team's RPI: 272	
RPI	S	Opponent	Score	RPI	S	Opponent	Score	RPI	S	Opponent	Score	RPI	S	Opponent	Score		
				38	A	Michigan	48 80	95	A	Nebraska	55 78	117	N	Stony Brook	56 63		
				45	A	Marquette	48 70					118	N	Akron	45 52		
												186	H	Texas St.	72 62		
												279	A	Omaha	64 70		
												320	A	Marshall	57 52		
												321	A	Hofstra	39 51		
												330	A	UMBC	63 65		
												338	A	Saint Peter's	77 78		
LAST 10 Division I																	
				321	A	Hofstra	39 51	118	N	Akron	45 52						
				38	A	Michigan	48 80	117	N	Stony Brook	56 63						
				338	A	Saint Peter's	77 78	186	H	Texas St.	72 62						
				320	A	Marshall	57 52	330	A	UMBC	63 65						
				279	A	Omaha	64 70	95	A	Nebraska	55 78						

Non-Div I Games:	Washington Adventis	84	52	Notre Dame (MD)	113	34
------------------	---------------------	----	----	-----------------	-----	----

Morgan St.

■ Loss, ■ Non-Conf, S Site, H Home A Away N Neutral

Mt. St. Mary's

Through Games Of Dec. 21, 2019

Average RPI Win:	250	WON-LOST	WINNING	LAST 10	STRENGTH OF	OPP. STRENGTH	TEAM	ADJ.	CONF.	ADJ CONF.
Average RPI Loss:	130	RECORD	PCT. RANK	GAMES	SCHEDULE	OF SCHEDULE	RPI	RPI	RPI	RPI
DIV. I ONLY	4- 7	229	4-6	225	167	223	223	30	30	
DIV. I NON-CONF.	4- 7	230	4-6	228	170	224	224	30	30	
TOTALS	RPI 1-25	RPI 26-50	W-L RECORDS	RPI 51-100	RPI 101-150	RPI 150+				
4- 7	0- 1	0- 1	OVERALL	0- 2	1- 0	3- 3				
2- 1	0- 0	0- 0	HOME	0- 1	0- 0	2- 0				
1- 5	0- 1	0- 1	AWAY	0- 1	0- 0	1- 2				
1- 1	0- 0	0- 0	NEUTRAL	0- 0	1- 0	0- 1				
4- 7	0- 1	0- 1	NON-CONFERENCE	0- 2	1- 0	3- 3				
2- 1	0- 0	0- 0	HOME	0- 1	0- 0	2- 0				
1- 5	0- 1	0- 1	AWAY	0- 1	0- 0	1- 2				
1- 1	0- 0	0- 0	NEUTRAL	0- 0	1- 0	0- 1				
0- 0	0- 0	0- 0	CONFERENCE	0- 0	0- 0	0- 0				
0- 0	0- 0	0- 0	HOME	0- 0	0- 0	0- 0				
0- 0	0- 0	0- 0	AWAY	0- 0	0- 0	0- 0				
0- 0	0- 0	0- 0	NEUTRAL	0- 0	0- 0	0- 0				

RPI 1-25				RPI 26-50				RPI 51-100				RPI 101+				Team's RPI: 223
RPI	S	Opponent	Score	RPI	S	Opponent	Score	RPI	S	Opponent	Score	RPI	S	Opponent	Score	
13	A	Indiana	52 75	28	A	Kentucky	44 67	64	A	Old Dominion	34 85	101	N	Richmond	75 67	
								84	H	Lehigh	65 66	164	N	Hampton	60 68	
												251	A	Towson	57 73	
												282	A	Radford	75 58	
												285	H	Loyola Maryland	81 75	
												305	A	UMES	76 78	
												330	H	UMBC	71 61	
LAST 10 Division I																
84	H	Lehigh	65 66	64	A	Old Dominion	34 85									
285	H	Loyola Maryland	81 75	101	N	Richmond	75 67									
282	A	Radford	75 58	164	N	Hampton	60 68									
330	H	UMBC	71 61	305	A	UMES	76 78									
251	A	Towson	57 73	13	A	Indiana	52 75									

Non-Div I Games: Frostburg St. 94 40

Mt. St. Mary's

■ Loss,
 ■ Non-Conf,
 ■ S Site,
 ■ H Home
 ■ A Away
 N Neutral

Average RPI Win:	303	WON-LOST	WINNING	LAST 10	STRENGTH OF	OPP. STRENGTH	TEAM	ADJ.	CONF.	ADJ CONF.
Average RPI Loss:	60	RECORD	PCT. RANK	GAMES	SCHEDULE	OF SCHEDULE	RPI	RPI	RPI	RPI
DIV. I ONLY	5- 4	142	5-4	297	74	180	180	20	20	
DIV. I NON-CONF.	5- 4	139	5-4	299	73	179	179	20	20	
TOTALS	RPI 1-25	RPI 26-50	W-L RECORDS	RPI 51-100	RPI 101-150	RPI 150+				
5- 4	0- 2	0- 0	OVERALL	0- 1	0- 1	5- 0				
2- 1	0- 0	0- 0	HOME	0- 0	0- 1	2- 0				
3- 3	0- 2	0- 0	AWAY	0- 1	0- 0	3- 0				
0- 0	0- 0	0- 0	NEUTRAL	0- 0	0- 0	0- 0				
5- 4	0- 2	0- 0	NON-CONFERENCE	0- 1	0- 1	5- 0				
2- 1	0- 0	0- 0	HOME	0- 0	0- 1	2- 0				
3- 3	0- 2	0- 0	AWAY	0- 1	0- 0	3- 0				
0- 0	0- 0	0- 0	NEUTRAL	0- 0	0- 0	0- 0				
0- 0	0- 0	0- 0	CONFERENCE	0- 0	0- 0	0- 0				
0- 0	0- 0	0- 0	HOME	0- 0	0- 0	0- 0				
0- 0	0- 0	0- 0	AWAY	0- 0	0- 0	0- 0				
0- 0	0- 0	0- 0	NEUTRAL	0- 0	0- 0	0- 0				

RPI 1-25				RPI 26-50				RPI 51-100				RPI 101+				Team's RPI: 180	
RPI	S	Opponent	Score	RPI	S	Opponent	Score	RPI	S	Opponent	Score	RPI	S	Opponent	Score		
4	A	Louisville	40 76					76	A	Southern Ill.	66 76	149	H	Samford	56 84		
9	A	Mississippi St.	43 124									241	H	Arkansas St.	77 62		
												287	H	Indiana St.	70 62		
												315	A	Lipscomb	67 57		
												333	A	Evansville	61 59		
												337	A	Mississippi Val.	72 66		
LAST 10 Division I																	
241	H	Arkansas St.	77 62	149	H	Samford	56 84										
315	A	Lipscomb	67 57	76	A	Southern Ill.	66 76										
9	A	Mississippi St.	43 124	287	H	Indiana St.	70 62										
337	A	Mississippi Val.	72 66	333	A	Evansville	61 59										
4	A	Louisville	40 76														

Non-Div I Games: Christian Bros. 95 59

Murray St.

Average RPI Win:	219	WON-LOST	WINNING	LAST 10	STRENGTH OF	OPP. STRENGTH	TEAM	ADJ.	CONF.	ADJ CONF.
Average RPI Loss:	55	RECORD	PCT. RANK	GAMES	SCHEDULE	OF SCHEDULE	RPI	RPI	RPI	RPI
DIV. I ONLY	5- 4	142	5-4	111	47	81	81	31	31	
DIV. I NON-CONF.	5- 4	139	5-4	111	46	81	81	31	31	
TOTALS	RPI 1-25	RPI 26-50	W-L RECORDS	RPI 51-100	RPI 101-150	RPI 150+				
5- 4	0- 1	0- 2	OVERALL	0- 0	1- 1	4- 0				
2- 0	0- 0	0- 0	HOME	0- 0	1- 0	1- 0				
2- 3	0- 1	0- 1	AWAY	0- 0	0- 1	2- 0				
1- 1	0- 0	0- 1	NEUTRAL	0- 0	0- 0	1- 0				
5- 4	0- 1	0- 2	NON-CONFERENCE	0- 0	1- 1	4- 0				
2- 0	0- 0	0- 0	HOME	0- 0	1- 0	1- 0				
2- 3	0- 1	0- 1	AWAY	0- 0	0- 1	2- 0				
1- 1	0- 0	0- 1	NEUTRAL	0- 0	0- 0	1- 0				
0- 0	0- 0	0- 0	CONFERENCE	0- 0	0- 0	0- 0				
0- 0	0- 0	0- 0	HOME	0- 0	0- 0	0- 0				
0- 0	0- 0	0- 0	AWAY	0- 0	0- 0	0- 0				
0- 0	0- 0	0- 0	NEUTRAL	0- 0	0- 0	0- 0				

RPI 1-25				RPI 26-50				RPI 51-100				RPI 101+			
RPI	S	Opponent	Score	RPI	S	Opponent	Score	RPI	S	Opponent	Score	RPI	S	Opponent	Score
25	A	NC State	44 80	32	N	Miami (FL)	67 68					118	A	Akron	52 64
				46	A	Georgia	54 72					126	H	UNC Greensboro	57 48
												191	A	Clemson	82 74
												236	H	ETSU	80 69
												241	N	Arkansas St.	55 50
												302	A	Morehead St.	74 56
LAST 10 Division I															
				32	N	Miami (FL)	67 68	191	A	Clemson	82 74				
				236	H	ETSU	80 69	118	A	Akron	52 64				
				46	A	Georgia	54 72	126	H	UNC Greensboro	57 48				
				25	A	NC State	44 80	302	A	Morehead St.	74 56				
								241	N	Arkansas St.	55 50				

Non-Div I Games: Saint Augustine's 75 44 Johnson & Wales (NC121 61

N.C. A&T

Loss, Non-Conf, S Site, H Home A Away N Neutral

N.C. Central

Through Games Of Dec. 21, 2019

Average RPI Win:	225	WON-LOST	WINNING	LAST 10	STRENGTH OF	OPP. STRENGTH	TEAM	ADJ.	CONF.	ADJ CONF.
Average RPI Loss:	189	RECORD	PCT. RANK	GAMES	SCHEDULE	OF SCHEDULE	RPI	RPI	RPI	RPI
DIV. I ONLY	1- 9	326	1-9	185	309	322	322	31	31	
DIV. I NON-CONF.	1- 9	325	1-9	184	307	321	321	31	31	
TOTALS	RPI 1-25	RPI 26-50	W-L RECORDS	RPI 51-100	RPI 101-150	RPI 150+				
1- 9	0- 1	0- 0	OVERALL	0- 3	0- 0	1- 5				
1- 3	0- 0	0- 0	HOME	0- 0	0- 0	1- 3				
0- 5	0- 1	0- 0	AWAY	0- 3	0- 0	0- 1				
0- 1	0- 0	0- 0	NEUTRAL	0- 0	0- 0	0- 1				
1- 9	0- 1	0- 0	NON-CONFERENCE	0- 3	0- 0	1- 5				
1- 3	0- 0	0- 0	HOME	0- 0	0- 0	1- 3				
0- 5	0- 1	0- 0	AWAY	0- 3	0- 0	0- 1				
0- 1	0- 0	0- 0	NEUTRAL	0- 0	0- 0	0- 1				
0- 0	0- 0	0- 0	CONFERENCE	0- 0	0- 0	0- 0				
0- 0	0- 0	0- 0	HOME	0- 0	0- 0	0- 0				
0- 0	0- 0	0- 0	AWAY	0- 0	0- 0	0- 0				
0- 0	0- 0	0- 0	NEUTRAL	0- 0	0- 0	0- 0				

RPI 1-25				RPI 26-50				RPI 51-100				RPI 101+				Team's RPI: 322	
RPI	S	Opponent	Score	RPI	S	Opponent	Score	RPI	S	Opponent	Score	RPI	S	Opponent	Score		
15	A	Iowa	50 102					56	A	California	69 90	221	N	Penn St.	68 92		
								90	A	North Carolina	53 92	225	H	Campbell	67 64		
								99	A	CSU Bakersfield	71 80	298	A	Col. of Charleston	78 85		
												300	H	High Point	58 78		
												307	H	Winthrop	46 56		
												314	H	FIU	58 59		
LAST 10 Division I																	
15	A	Iowa	50 102	90	A	North Carolina	53 92										
300	H	High Point	58 78	314	H	FIU	58 59										
225	H	Campbell	67 64	99	A	CSU Bakersfield	71 80										
298	A	Col. of Charleston	78 85	221	N	Penn St.	68 92										
307	H	Winthrop	46 56	56	A	California	69 90										

Non-Div I Games: Washington Adventis83 48 Lincoln (PA) 53 68

N.C. Central

Loss, Non-Conf, S Site, H Home A Away N Neutral

Average RPI Win:	172	WON-LOST	WINNING	LAST 10	STRENGTH OF	OPP. STRENGTH	TEAM	ADJ.	CONF.	ADJ CONF.
Average RPI Loss:	0	RECORD	PCT. RANK	GAMES	SCHEDULE	OF SCHEDULE	RPI	RPI	RPI	RPI
DIV. I ONLY	11- 0	1	10-0	226	41	25	25	3	3	
DIV. I NON-CONF.	11- 0	1	10-0	229	42	24	24	3	3	
TOTALS	RPI 1-25	RPI 26-50	W-L RECORDS	RPI 51-100	RPI 101-150	RPI 150+				
11- 0	0- 0	1- 0	OVERALL	1- 0	1- 0	8- 0				
7- 0	0- 0	1- 0	HOME	1- 0	0- 0	5- 0				
2- 0	0- 0	0- 0	AWAY	0- 0	0- 0	2- 0				
2- 0	0- 0	0- 0	NEUTRAL	0- 0	1- 0	1- 0				
11- 0	0- 0	1- 0	NON-CONFERENCE	1- 0	1- 0	8- 0				
7- 0	0- 0	1- 0	HOME	1- 0	0- 0	5- 0				
2- 0	0- 0	0- 0	AWAY	0- 0	0- 0	2- 0				
2- 0	0- 0	0- 0	NEUTRAL	0- 0	1- 0	1- 0				
0- 0	0- 0	0- 0	CONFERENCE	0- 0	0- 0	0- 0				
0- 0	0- 0	0- 0	HOME	0- 0	0- 0	0- 0				
0- 0	0- 0	0- 0	AWAY	0- 0	0- 0	0- 0				
0- 0	0- 0	0- 0	NEUTRAL	0- 0	0- 0	0- 0				

RPI S	Opponent	Score	RPI S	Opponent	Score	RPI S	Opponent	Score	RPI S	Opponent	Score
42	H Maryland	66 59	81	H N.C. A&T	80 44	127	N Texas	84 73	152	H Lamar University	81 40
						157	A Hawaii	68 59	159	A Saint Mary's (CA)	87 70
						176	H Elon	62 49	212	N North Texas	76 65
						229	H Chattanooga	74 38	267	H Maine	62 34
						290	H UNCW	80 40			
LAST 10 Division I											
229	H Chattanooga	74 38	176	H Elon	62 49						
159	A Saint Mary's (CA)	87 70	42	H Maryland	66 59						
267	H Maine	62 34	212	N North Texas	76 65						
152	H Lamar University	81 40	157	A Hawaii	68 59						
290	H UNCW	80 40	127	N Texas	84 73						

Non-Div I Games:

NC State

Average RPI Win:	303	WON-LOST	WINNING	LAST 10	STRENGTH OF	OPP. STRENGTH	TEAM	ADJ.	CONF.	ADJ CONF.
Average RPI Loss:	182	RECORD	PCT. RANK	GAMES	SCHEDULE	OF SCHEDULE	RPI	RPI	RPI	RPI
DIV. I ONLY	3- 9	271	3-7	246	321	304	304	14	14	
DIV. I NON-CONF.	3- 9	271	3-7	249	320	303	303	14	14	
TOTALS	RPI 1-25	RPI 26-50	W-L RECORDS	RPI 51-100	RPI 101-150	RPI 150+				
3- 9	0- 0	0- 1	OVERALL	0- 2	0- 0	3- 6				
2- 3	0- 0	0- 0	HOME	0- 2	0- 0	2- 1				
1- 6	0- 0	0- 1	AWAY	0- 0	0- 0	1- 5				
0- 0	0- 0	0- 0	NEUTRAL	0- 0	0- 0	0- 0				
3- 9	0- 0	0- 1	NON-CONFERENCE	0- 2	0- 0	3- 6				
2- 3	0- 0	0- 0	HOME	0- 2	0- 0	2- 1				
1- 6	0- 0	0- 1	AWAY	0- 0	0- 0	1- 5				
0- 0	0- 0	0- 0	NEUTRAL	0- 0	0- 0	0- 0				
0- 0	0- 0	0- 0	CONFERENCE	0- 0	0- 0	0- 0				
0- 0	0- 0	0- 0	HOME	0- 0	0- 0	0- 0				
0- 0	0- 0	0- 0	AWAY	0- 0	0- 0	0- 0				
0- 0	0- 0	0- 0	NEUTRAL	0- 0	0- 0	0- 0				

RPI 1-25				RPI 26-50				RPI 51-100				RPI 101+				Team's RPI: 304	
RPI	S	Opponent	Score	RPI	S	Opponent	Score	RPI	S	Opponent	Score	RPI	S	Opponent	Score		
				44	A	Colorado	57 80	70	H	Colgate	52 79	162	A	Columbia	43 99		
								88	H	Penn	51 85	168	A	Cornell	44 68		
												211	A	Wagner	59 61		
												254	A	Vermont	59 65		
												255	H	St. Francis Brooklyn	88 69		
												312	A	Air Force	48 68		
												317	A	Hartford	61 52		
												329	H	Fairleigh Dickinson	59 68		
												338	H	Saint Peter's	76 73		
LAST 10 Division I																	
				162	A	Columbia	43 99	254	A	Vermont	59 65						
				211	A	Wagner	59 61	329	H	Fairleigh Dickinson	59 68						
				168	A	Cornell	44 68	317	A	Hartford	61 52						
				88	H	Penn	51 85	338	H	Saint Peter's	76 73						
				44	A	Colorado	57 80	255	H	St. Francis Brooklyn	88 69						

Non-Div I Games:

NJIT

Average RPI Win:	219	WON-LOST	WINNING	LAST 10	STRENGTH OF	OPP. STRENGTH	TEAM	ADJ.	CONF.	ADJ CONF.
Average RPI Loss:	201	RECORD	PCT. RANK	GAMES	SCHEDULE	OF SCHEDULE	RPI	RPI	RPI	RPI
DIV. I ONLY	4- 5	196	4-5	279	222	252	252	13	13	
DIV. I NON-CONF.	4- 5	194	4-5	282	225	252	252	13	13	
TOTALS	RPI 1-25	RPI 26-50	W-L RECORDS	RPI 51-100	RPI 101-150	RPI 150+				
4- 5	0- 0	0- 0	OVERALL	0- 1	0- 0	4- 4				
3- 1	0- 0	0- 0	HOME	0- 0	0- 0	3- 1				
1- 4	0- 0	0- 0	AWAY	0- 1	0- 0	1- 3				
0- 0	0- 0	0- 0	NEUTRAL	0- 0	0- 0	0- 0				
4- 5	0- 0	0- 0	NON-CONFERENCE	0- 1	0- 0	4- 4				
3- 1	0- 0	0- 0	HOME	0- 0	0- 0	3- 1				
1- 4	0- 0	0- 0	AWAY	0- 1	0- 0	1- 3				
0- 0	0- 0	0- 0	NEUTRAL	0- 0	0- 0	0- 0				
0- 0	0- 0	0- 0	CONFERENCE	0- 0	0- 0	0- 0				
0- 0	0- 0	0- 0	HOME	0- 0	0- 0	0- 0				
0- 0	0- 0	0- 0	AWAY	0- 0	0- 0	0- 0				
0- 0	0- 0	0- 0	NEUTRAL	0- 0	0- 0	0- 0				

RPI 1-25			RPI 26-50			RPI 51-100			RPI 101+			Team's RPI: 252
RPI	S	Opponent	Score	RPI	S	Opponent	Score	RPI	S	Opponent	Score	
						90 A North Carolina	40 80			172 H George Mason	58 67	
										175 H La Salle	61 46	
										191 A Clemson	65 52	
										199 H Kennesaw St.	82 62	
										220 A Fairfield	52 66	
										254 A Vermont	56 64	
										267 A Maine	41 46	
										312 H Air Force	67 59	
LAST 10 Division I												
						172 H George Mason	58 67			220 A Fairfield	52 66	
						254 A Vermont	56 64			175 H La Salle	61 46	
						90 A North Carolina	40 80			199 H Kennesaw St.	82 62	
						191 A Clemson	65 52			312 H Air Force	67 59	
										267 A Maine	41 46	

Non-Div I Games: Stevenson 70 36

Navy

Loss, Non-Conf, S Site, H Home A Away N Neutral

Nebraska

Through Games Of Dec. 21, 2019

Average RPI Win:	200	WON-LOST	WINNING	LAST 10	STRENGTH OF	OPP. STRENGTH	TEAM	ADJ.	CONF.	ADJ CONF.
Average RPI Loss:	12	RECORD	PCT. RANK	GAMES	SCHEDULE	OF SCHEDULE	RPI	RPI	RPI	RPI
DIV. I ONLY	9- 1	25	9-1	309	7	95	95	2	2	
DIV. I NON-CONF.	9- 1	25	9-1	309	7	95	95	2	2	
TOTALS	RPI 1-25	RPI 26-50	W-L RECORDS	RPI 51-100	RPI 101-150	RPI 150+				
9- 1	1- 1	0- 0	OVERALL	0- 0	1- 0	7- 0				
6- 1	1- 1	0- 0	HOME	0- 0	0- 0	5- 0				
1- 0	0- 0	0- 0	AWAY	0- 0	0- 0	1- 0				
2- 0	0- 0	0- 0	NEUTRAL	0- 0	1- 0	1- 0				
9- 1	1- 1	0- 0	NON-CONFERENCE	0- 0	1- 0	7- 0				
6- 1	1- 1	0- 0	HOME	0- 0	0- 0	5- 0				
1- 0	0- 0	0- 0	AWAY	0- 0	0- 0	1- 0				
2- 0	0- 0	0- 0	NEUTRAL	0- 0	1- 0	1- 0				
0- 0	0- 0	0- 0	CONFERENCE	0- 0	0- 0	0- 0				
0- 0	0- 0	0- 0	HOME	0- 0	0- 0	0- 0				
0- 0	0- 0	0- 0	AWAY	0- 0	0- 0	0- 0				
0- 0	0- 0	0- 0	NEUTRAL	0- 0	0- 0	0- 0				

RPI 1-25				RPI 26-50				RPI 51-100				Team's RPI: 95	RPI 101+			
RPI	S	Opponent	Score	RPI	S	Opponent	Score	RPI	S	Opponent	Score		RPI	S	Opponent	Score
12	H	Creighton	74 79										105	N	Southern California	67 54
24	H	Duke	83 79										181	A	Missouri	90 85
													197	H	Alabama A&M	68 46
													214	H	Oral Roberts	77 67
													259	H	SIUE	63 49
													263	H	Southern U.	73 39
													272	H	Morgan St.	78 55
													283	N	Sacred Heart	72 49
LAST 10 Division I																
				214	H	Oral Roberts	77 67						283	N	Sacred Heart	72 49
				24	H	Duke	83 79						105	N	Southern California	67 54
				272	H	Morgan St.	78 55						12	H	Creighton	74 79
				181	A	Missouri	90 85						263	H	Southern U.	73 39
				197	H	Alabama A&M	68 46						259	H	SIUE	63 49

Non-Div I Games:

Nebraska

■ Loss,
 ■ Non-Conf, S Site,
 ■ Home
 ■ Away
 N Neutral

Average RPI Win: 307		WON-LOST	WINNING	LAST 10	STRENGTH OF	OPP. STRENGTH	TEAM	ADJ.	CONF.	ADJ CONF.
Average RPI Loss: 186		RECORD	PCT. RANK	GAMES	SCHEDULE	OF SCHEDULE	RPI	RPI	RPI	RPI
DIV. I ONLY		5- 5	164	5-5	337	320	308	308	24	24
DIV. I NON-CONF.		5- 4	139	5-4	322	324	280	280	24	24
TOTALS	RPI 1-25	RPI 26-50		W-L RECORDS		RPI 51-100	RPI 101-150	RPI 150+		
5- 5	0- 0	0- 0		OVERALL		0- 0	0- 1	5- 4		
3- 2	0- 0	0- 0		HOME		0- 0	0- 0	3- 2		
1- 3	0- 0	0- 0		AWAY		0- 0	0- 1	1- 2		
1- 0	0- 0	0- 0		NEUTRAL		0- 0	0- 0	1- 0		
5- 4	0- 0	0- 0		NON-CONFERENCE		0- 0	0- 1	5- 3		
3- 1	0- 0	0- 0		HOME		0- 0	0- 0	3- 1		
1- 3	0- 0	0- 0		AWAY		0- 0	0- 1	1- 2		
1- 0	0- 0	0- 0		NEUTRAL		0- 0	0- 0	1- 0		
0- 1	0- 0	0- 0		CONFERENCE		0- 0	0- 0	0- 1		
0- 1	0- 0	0- 0		HOME		0- 0	0- 0	0- 1		
0- 0	0- 0	0- 0		AWAY		0- 0	0- 0	0- 0		
0- 0	0- 0	0- 0		NEUTRAL		0- 0	0- 0	0- 0		

RPI 1-25				RPI 26-50				RPI 51-100				RPI 101+				Team's RPI: 308	
RPI	S	Opponent	Score	RPI	S	Opponent	Score	RPI	S	Opponent	Score	RPI	S	Opponent	Score		
												105	A	Southern California	47	50	
												155	H	SFA	65	80	
												159	H	Saint Mary's (CA)	78	72	
												167	A	Portland St.	75	80	
												193	A	Utah	62	68	
												312	H	Air Force	61	68	
												340	N	UTRGV	62	57	
												343	H	Chicago St.	80	60	
												345	A	Utah Valley	60	57	
												347	H	Sacramento St.	83	72	
LAST 10 Division I																	
				340	N	UTRGV	62	57	193	A	Utah	62	68				
				105	A	Southern California	47	50	312	H	Air Force	61	68				
				345	A	Utah Valley	60	57	155	H	SFA	65	80				
				347	H	Sacramento St.	83	72	343	H	Chicago St.	80	60				
				159	H	Saint Mary's (CA)	78	72	167	A	Portland St.	75	80				

Non-Div I Games:	Stanislaus St.	80	62
------------------	----------------	----	----

Nevada

■ Loss, ■ Non-Conf, S Site, H Home A Away N Neutral

Average RPI Win: 322		WON-LOST	WINNING	LAST 10	STRENGTH OF	OPP. STRENGTH	TEAM	ADJ.	CONF.	ADJ CONF.
Average RPI Loss: 187		RECORD	PCT. RANK	GAMES	SCHEDULE	OF SCHEDULE	RPI	RPI	RPI	RPI
DIV. I ONLY		2- 7	285	2-7	304	260	327	327	29	29
DIV. I NON-CONF.		2- 7	285	2-7	305	264	326	326	29	29
TOTALS	RPI 1-25		RPI 26-50		W-L RECORDS		RPI 51-100		RPI 101-150	RPI 150+
2- 7	0- 0		0- 1		OVERALL		0- 0		0- 1	2- 5
1- 3	0- 0		0- 0		HOME		0- 0		0- 0	1- 3
1- 4	0- 0		0- 1		AWAY		0- 0		0- 1	1- 2
0- 0	0- 0		0- 0		NEUTRAL		0- 0		0- 0	0- 0
2- 7	0- 0		0- 1		NON-CONFERENCE		0- 0		0- 1	2- 5
1- 3	0- 0		0- 0		HOME		0- 0		0- 0	1- 3
1- 4	0- 0		0- 1		AWAY		0- 0		0- 1	1- 2
0- 0	0- 0		0- 0		NEUTRAL		0- 0		0- 0	0- 0
0- 0	0- 0		0- 0		CONFERENCE		0- 0		0- 0	0- 0
0- 0	0- 0		0- 0		HOME		0- 0		0- 0	0- 0
0- 0	0- 0		0- 0		AWAY		0- 0		0- 0	0- 0
0- 0	0- 0		0- 0		NEUTRAL		0- 0		0- 0	0- 0

RPI 1-25				RPI 26-50				RPI 51-100				RPI 101+				Team's RPI: 327	
RPI	S	Opponent	Score	RPI	S	Opponent	Score	RPI	S	Opponent	Score	RPI	S	Opponent	Score		
				34	A	Baylor	29 97					140	A	Merrimack	54 64		
												165	A	Massachusetts	65 67		
												169	A	Dartmouth	47 66		
												209	H	Boston U.	64 78		
												286	H	North Dakota St.	61 67		
												306	H	Brown	68 76		
												309	A	Bryant	68 56		
												335	H	Central Conn. St.	70 59		
LAST 10 Division I																	
				169	A	Dartmouth	47 66					165	A	Massachusetts	65 67		
				335	H	Central Conn. St.	70 59					286	H	North Dakota St.	61 67		
				309	A	Bryant	68 56					306	H	Brown	68 76		
				34	A	Baylor	29 97					140	A	Merrimack	54 64		
												209	H	Boston U.	64 78		

Non-Div I Games:	Wheaton (MA)	89	44
------------------	--------------	----	----

New Hampshire

■ Loss, ■ Non-Conf, S Site, H Home A Away N Neutral

Average RPI Win:	208	WON-LOST	WINNING	LAST 10	STRENGTH OF	OPP. STRENGTH	TEAM	ADJ.	CONF.	ADJ CONF.
Average RPI Loss:	118	RECORD	PCT. RANK	GAMES	SCHEDULE	OF SCHEDULE	RPI	RPI	RPI	RPI
DIV. I ONLY	8- 6	138	4-6	181	143	160	160	24	24	
DIV. I NON-CONF.	8- 4	85	4-4	185	143	123	123	24	24	
TOTALS	RPI 1-25	RPI 26-50	W-L RECORDS	RPI 51-100	RPI 101-150	RPI 150+				
8- 6	0- 0	0- 1	OVERALL	1- 3	1- 0	6- 2				
5- 3	0- 0	0- 0	HOME	1- 1	1- 0	3- 2				
2- 2	0- 0	0- 0	AWAY	0- 2	0- 0	2- 0				
1- 1	0- 0	0- 1	NEUTRAL	0- 0	0- 0	1- 0				
8- 4	0- 0	0- 1	NON-CONFERENCE	1- 2	1- 0	6- 1				
5- 2	0- 0	0- 0	HOME	1- 1	1- 0	3- 1				
2- 1	0- 0	0- 0	AWAY	0- 1	0- 0	2- 0				
1- 1	0- 0	0- 1	NEUTRAL	0- 0	0- 0	1- 0				
0- 2	0- 0	0- 0	CONFERENCE	0- 1	0- 0	0- 1				
0- 1	0- 0	0- 0	HOME	0- 0	0- 0	0- 1				
0- 1	0- 0	0- 0	AWAY	0- 1	0- 0	0- 0				
0- 0	0- 0	0- 0	NEUTRAL	0- 0	0- 0	0- 0				

RPI 1-25				RPI 26-50				RPI 51-100				RPI 101+				Team's RPI: 160	
RPI	S	Opponent	Score	RPI	S	Opponent	Score	RPI	S	Opponent	Score	RPI	S	Opponent	Score		
				50	N	West Virginia	60 73	54	A	Arizona St.	47 84	103	H	Houston	81 71		
								65	H	Providence	86 68	181	N	Missouri	71 68		
								72	H	Ball St.	57 70	190	H	Wyoming	66 73		
								74	A	Boise St.	82 83	208	A	UTEP	93 78		
												224	H	Northern Ariz.	83 76		
												248	H	UC Riverside	80 70		
												270	H	LMU (CA)	72 73		
												316	A	New Mexico St.	86 67		
												316	H	New Mexico St.	107 53		
LAST 10 Division I																	
				72	H	Ball St.	57 70	316	H	New Mexico St.	107 53						
				270	H	LMU (CA)	72 73	54	A	Arizona St.	47 84						
				65	H	Providence	86 68	190	H	Wyoming	66 73						
				181	N	Missouri	71 68	74	A	Boise St.	82 83						
				208	A	UTEP	93 78	50	N	West Virginia	60 73						

Non-Div I Games: Northern N.M. 92 44

New Mexico

■ Loss,
■ Non-Conf, S Site,
■ Home
■ Away
N Neutral

New Mexico St.

Through Games Of Dec. 21, 2019

Average RPI Win:	272	WON-LOST	WINNING	LAST 10	STRENGTH OF	OPP. STRENGTH	TEAM	ADJ.	CONF.	ADJ CONF.
Average RPI Loss:	209	RECORD	PCT. RANK	GAMES	SCHEDULE	OF SCHEDULE	RPI	RPI	RPI	RPI
DIV. I ONLY	2- 9	308	2-8	233	308	316	316	32	32	
DIV. I NON-CONF.	2- 9	308	2-8	236	306	315	315	32	32	
TOTALS	RPI 1-25	RPI 26-50	W-L RECORDS	RPI 51-100	RPI 101-150	RPI 150+				
2- 9	0- 0	0- 0	OVERALL	0- 1	0- 0	2- 8				
1- 5	0- 0	0- 0	HOME	0- 1	0- 0	1- 4				
1- 2	0- 0	0- 0	AWAY	0- 0	0- 0	1- 2				
0- 2	0- 0	0- 0	NEUTRAL	0- 0	0- 0	0- 2				
2- 9	0- 0	0- 0	NON-CONFERENCE	0- 1	0- 0	2- 8				
1- 5	0- 0	0- 0	HOME	0- 1	0- 0	1- 4				
1- 2	0- 0	0- 0	AWAY	0- 0	0- 0	1- 2				
0- 2	0- 0	0- 0	NEUTRAL	0- 0	0- 0	0- 2				
0- 0	0- 0	0- 0	CONFERENCE	0- 0	0- 0	0- 0				
0- 0	0- 0	0- 0	HOME	0- 0	0- 0	0- 0				
0- 0	0- 0	0- 0	AWAY	0- 0	0- 0	0- 0				
0- 0	0- 0	0- 0	NEUTRAL	0- 0	0- 0	0- 0				

RPI 1-25				RPI 26-50				RPI 51-100				RPI 101+				Team's RPI: 316	
RPI	S	Opponent	Score	RPI	S	Opponent	Score	RPI	S	Opponent	Score	RPI	S	Opponent	Score		
								54	H	Arizona St.	47	70	160	A	New Mexico	53	107
												160	H	New Mexico	67	86	
												208	A	UTEP	45	65	
												208	H	UTEP	57	63	
												235	N	Western Mich.	76	79	
												248	H	UC Riverside	58	60	
												265	H	Weber St.	77	47	
												278	A	Denver	78	75	
												295	H	Pepperdine	69	72	
												313	N	Georgia St.	51	59	
LAST 10 Division I																	
				54	H	Arizona St.	47	70				235	N	Western Mich.	76	79	
				160	A	New Mexico	53	107				313	N	Georgia St.	51	59	
				265	H	Weber St.	77	47				208	A	UTEP	45	65	
				208	H	UTEP	57	63				295	H	Pepperdine	69	72	
				278	A	Denver	78	75				160	H	New Mexico	67	86	

Non-Div I Games: Western N.M. 75 56

New Mexico St.

■ Loss,
 ■ Non-Conf,
 S Site,
 ■ Home
 ■ Away
 N Neutral

New Orleans

Through Games Of Dec. 21, 2019

Average RPI Win:	296	WON-LOST	WINNING	LAST 10	STRENGTH OF	OPP. STRENGTH	TEAM	ADJ.	CONF.	ADJ CONF.
Average RPI Loss:	116	RECORD	PCT. RANK	GAMES	SCHEDULE	OF SCHEDULE	RPI	RPI	RPI	RPI
DIV. I ONLY	1- 7	317	1-7	10	332	184	184	26	26	
DIV. I NON-CONF.	1- 5	313	1-5	8	322	144	144	26	26	
TOTALS	RPI 1-25	RPI 26-50	W-L RECORDS	RPI 51-100	RPI 101-150	RPI 150+				
1- 7	0- 0	0- 2	OVERALL	0- 1	0- 1	1- 3				
0- 2	0- 0	0- 0	HOME	0- 0	0- 0	0- 2				
1- 5	0- 0	0- 2	AWAY	0- 1	0- 1	1- 1				
0- 0	0- 0	0- 0	NEUTRAL	0- 0	0- 0	0- 0				
1- 5	0- 0	0- 2	NON-CONFERENCE	0- 0	0- 1	1- 2				
0- 1	0- 0	0- 0	HOME	0- 0	0- 0	0- 1				
1- 4	0- 0	0- 2	AWAY	0- 0	0- 1	1- 1				
0- 0	0- 0	0- 0	NEUTRAL	0- 0	0- 0	0- 0				
0- 2	0- 0	0- 0	CONFERENCE	0- 1	0- 0	0- 1				
0- 1	0- 0	0- 0	HOME	0- 0	0- 0	0- 1				
0- 1	0- 0	0- 0	AWAY	0- 1	0- 0	0- 0				
0- 0	0- 0	0- 0	NEUTRAL	0- 0	0- 0	0- 0				

RPI S	Opponent	Score	RPI S	Opponent	Score	RPI S	Opponent	Score	RPI S	Opponent	Score	Team's RPI: 184
27	A LSU	49 83	87	A Abilene Christian	62 76	133	A Iowa St.	53 71				
48	A Arkansas	52 82				157	H Louisiana	60 65				
						173	H Sam Houston St.	46 78				
						186	A Texas St.	49 51				
						296	A Ole Miss	69 64				
LAST 10 Division I												
173	H Sam Houston St.	46 78	186	A Texas St.	49 51							
87	A Abilene Christian	62 76	157	H Louisiana	60 65							
133	A Iowa St.	53 71	296	A Ole Miss	69 64							
			48	A Arkansas	52 82							
			27	A LSU	49 83							

Non-Div I Games: Pensacola Christian91 31 Tougaloo 91 69

New Orleans

■ Loss,
 ■ Non-Conf,
 ■ S Site,
 ■ Home
 ■ A Away
 N Neutral

Niagara

Through Games Of Dec. 21, 2019

Average RPI Win:	304	WON-LOST	WINNING	LAST 10	STRENGTH OF	OPP. STRENGTH	TEAM	ADJ.	CONF.	ADJ CONF.
Average RPI Loss:	131	RECORD	PCT. RANK	GAMES	SCHEDULE	OF SCHEDULE	RPI	RPI	RPI	RPI
DIV. I ONLY	2- 7	285	2-7	105	281	233	233	23	23	
DIV. I NON-CONF.	2- 7	285	2-7	104	281	234	234	23	23	
TOTALS	RPI 1-25	RPI 26-50	W-L RECORDS	RPI 51-100	RPI 101-150	RPI 150+				
2- 7	0- 0	0- 1	OVERALL	0- 2	0- 1	2- 3				
1- 1	0- 0	0- 0	HOME	0- 1	0- 0	1- 0				
1- 6	0- 0	0- 1	AWAY	0- 1	0- 1	1- 3				
0- 0	0- 0	0- 0	NEUTRAL	0- 0	0- 0	0- 0				
2- 7	0- 0	0- 1	NON-CONFERENCE	0- 2	0- 1	2- 3				
1- 1	0- 0	0- 0	HOME	0- 1	0- 0	1- 0				
1- 6	0- 0	0- 1	AWAY	0- 1	0- 1	1- 3				
0- 0	0- 0	0- 0	NEUTRAL	0- 0	0- 0	0- 0				
0- 0	0- 0	0- 0	CONFERENCE	0- 0	0- 0	0- 0				
0- 0	0- 0	0- 0	HOME	0- 0	0- 0	0- 0				
0- 0	0- 0	0- 0	AWAY	0- 0	0- 0	0- 0				
0- 0	0- 0	0- 0	NEUTRAL	0- 0	0- 0	0- 0				

RPI S	Opponent	Score	RPI S	Opponent	Score	RPI S	Opponent	Score	RPI S	Opponent	Score	Team's RPI: 233
			41 A Rutgers	37 87		70 A Colgate	72 85		108 A Binghamton	55 74		
						73 H Buffalo	67 81		168 A Cornell	59 82		
									179 A Howard	42 91		
									276 H Oakland	77 63		
									277 A St. Bonaventure	67 71		
									332 A Coppin St.	82 67		
LAST 10 Division I												
			332 A Coppin St.	82 67		108 A Binghamton	55 74					
			179 A Howard	42 91		41 A Rutgers	37 87					
			70 A Colgate	72 85		73 H Buffalo	67 81					
			276 H Oakland	77 63		277 A St. Bonaventure	67 71					
			168 A Cornell	59 82								

Non-Div I Games:

Niagara

Loss, Non-Conf, S Site, H Home A Away N Neutral

Average RPI Win:	350	WON-LOST	WINNING	LAST 10	STRENGTH OF	OPP. STRENGTH	TEAM	ADJ.	CONF.	ADJ CONF.
Average RPI Loss:	109	RECORD	PCT. RANK	GAMES	SCHEDULE	OF SCHEDULE	RPI	RPI	RPI	RPI
DIV. I ONLY	1- 8	322	1-8	56	262	281	281	26	26	
DIV. I NON-CONF.	1- 6	316	1-6	85	156	274	274	26	26	
TOTALS	RPI 1-25	RPI 26-50	W-L RECORDS	RPI 51-100	RPI 101-150	RPI 150+				
1- 8	0- 2	0- 1	OVERALL	0- 2	0- 0	1- 3				
1- 1	0- 0	0- 0	HOME	0- 1	0- 0	1- 0				
0- 6	0- 2	0- 1	AWAY	0- 0	0- 0	0- 3				
0- 1	0- 0	0- 0	NEUTRAL	0- 1	0- 0	0- 0				
1- 6	0- 2	0- 1	NON-CONFERENCE	0- 1	0- 0	1- 2				
1- 0	0- 0	0- 0	HOME	0- 0	0- 0	1- 0				
0- 5	0- 2	0- 1	AWAY	0- 0	0- 0	0- 2				
0- 1	0- 0	0- 0	NEUTRAL	0- 1	0- 0	0- 0				
0- 2	0- 0	0- 0	CONFERENCE	0- 1	0- 0	0- 1				
0- 1	0- 0	0- 0	HOME	0- 1	0- 0	0- 0				
0- 1	0- 0	0- 0	AWAY	0- 0	0- 0	0- 1				
0- 0	0- 0	0- 0	NEUTRAL	0- 0	0- 0	0- 0				

RPI 1-25				RPI 26-50				RPI 51-100				RPI 101+ Team's RPI: 281			
RPI	S	Opponent	Score	RPI	S	Opponent	Score	RPI	S	Opponent	Score	RPI	S	Opponent	Score
13	A	Indiana	47 111	27	A	LSU	32 63	69	N	North Florida	61 64	202	A	Rice	47 71
16	A	TCU	47 72					87	H	Abilene Christian	84 95	205	A	Jacksonville	55 72
												249	A	A&M-Corpus Christi	49 55
												350	H	La.-Monroe	74 59
LAST 10 Division I															
249	A	A&M-Corpus Christi	49 55	87	H	Abilene Christian	84 95	16	A	TCU	47 72	13	A	Indiana	47 111
350	H	La.-Monroe	74 59	27	A	LSU	32 63	69	N	North Florida	61 64	202	A	Rice	47 71
205	A	Jacksonville	55 72												

Non-Div I Games: Southern-N.O. 94 61 Paul Quinn 101 68

Nicholls St.

Loss, Non-Conf, S Site, H Home A Away N Neutral

Average RPI Win: 206		WON-LOST	WINNING	LAST 10	STRENGTH OF	OPP. STRENGTH	TEAM	ADJ.	CONF.	ADJ CONF.
Average RPI Loss: 166		RECORD	PCT. RANK	GAMES	SCHEDULE	OF SCHEDULE	RPI	RPI	RPI	RPI
DIV. I ONLY		5- 6	187	5-5	182	265	204	204	31	31
DIV. I NON-CONF.		5- 6	185	5-5	181	266	202	202	31	31
TOTALS	RPI 1-25	RPI 26-50		W-L RECORDS		RPI 51-100	RPI 101-150	RPI 150+		
5- 6	0- 0	0- 1		OVERALL		1- 0	0- 1	4- 4		
2- 3	0- 0	0- 0		HOME		0- 0	0- 1	2- 2		
2- 2	0- 0	0- 0		AWAY		0- 0	0- 0	2- 2		
1- 1	0- 0	0- 1		NEUTRAL		1- 0	0- 0	0- 0		
5- 6	0- 0	0- 1		NON-CONFERENCE		1- 0	0- 1	4- 4		
2- 3	0- 0	0- 0		HOME		0- 0	0- 1	2- 2		
2- 2	0- 0	0- 0		AWAY		0- 0	0- 0	2- 2		
1- 1	0- 0	0- 1		NEUTRAL		1- 0	0- 0	0- 0		
0- 0	0- 0	0- 0		CONFERENCE		0- 0	0- 0	0- 0		
0- 0	0- 0	0- 0		HOME		0- 0	0- 0	0- 0		
0- 0	0- 0	0- 0		AWAY		0- 0	0- 0	0- 0		
0- 0	0- 0	0- 0		NEUTRAL		0- 0	0- 0	0- 0		

RPI 1-25				RPI 26-50				RPI 51-100				RPI 101+				Team's RPI: 204	
RPI	S	Opponent	Score	RPI	S	Opponent	Score	RPI	S	Opponent	Score	RPI	S	Opponent	Score		
				50	N	West Virginia	55 72	69	N	North Florida	57 54	112	H	Liberty	48 67		
												163	H	Robert Morris	62 69		
												164	A	Hampton	77 56		
												174	A	William & Mary	56 65		
												175	H	La Salle	52 55		
												205	A	Jacksonville	71 64		
												291	H	Longwood	49 46		
												300	H	High Point	72 58		
												320	A	Marshall	69 75		
LAST 10 Division I																	
				50	N	West Virginia	55 72	174	A	William & Mary	56 65						
				164	A	Hampton	77 56	163	H	Robert Morris	62 69						
				291	H	Longwood	49 46	175	H	La Salle	52 55						
				205	A	Jacksonville	71 64	300	H	High Point	72 58						
				69	N	North Florida	57 54	320	A	Marshall	69 75						

Non-Div I Games: Virginia-Lynchburg 123 48

Norfolk St.

Loss, Non-Conf, S Site, H Home A Away N Neutral

Non-Conference				Through Games Of Dec. 11, 1919						
Average RPI Win:	271	WON-LOST	WINNING	LAST 10	STRENGTH OF	OPP. STRENGTH	TEAM	ADJ.	CONF.	ADJ CONF.
Average RPI Loss:	82	RECORD	PCT. RANK	GAMES	SCHEDULE	OF SCHEDULE	RPI	RPI	RPI	RPI
DIV. I ONLY		6- 2	61	6-2	348	25	216	216	14	14
DIV. I NON-CONF.		6- 2	60	6-2	348	25	218	218	14	14
TOTALS	RPI 1-25		RPI 26-50	W-L RECORDS		RPI 51-100	RPI 101-150		RPI 150+	
6- 2	0- 1		0- 0	OVERALL		0- 0	0- 1		6- 0	
1- 1	0- 0		0- 0	HOME		0- 0	0- 1		1- 0	
2- 1	0- 1		0- 0	AWAY		0- 0	0- 0		2- 0	
3- 0	0- 0		0- 0	NEUTRAL		0- 0	0- 0		3- 0	
6- 2	0- 1		0- 0	NON-CONFERENCE		0- 0	0- 1		6- 0	
1- 1	0- 0		0- 0	HOME		0- 0	0- 1		1- 0	
2- 1	0- 1		0- 0	AWAY		0- 0	0- 0		2- 0	
3- 0	0- 0		0- 0	NEUTRAL		0- 0	0- 0		3- 0	
0- 0	0- 0		0- 0	CONFERENCE		0- 0	0- 0		0- 0	
0- 0	0- 0		0- 0	HOME		0- 0	0- 0		0- 0	
0- 0	0- 0		0- 0	AWAY		0- 0	0- 0		0- 0	
0- 0	0- 0		0- 0	NEUTRAL		0- 0	0- 0		0- 0	

RPI 1-25					RPI 26-50					RPI 51-100					RPI 101+					Team's RPI: 216	
RPI	S	Opponent	Score		RPI	S	Opponent	Score		RPI	S	Opponent	Score		RPI	S	Opponent	Score			
15	A	Iowa	81	86											149	H	Samford	63	79		
															197	N	Alabama A&M	80	65		
															213	N	UC Irvine	88	60		
															259	N	SIUE	85	67		
															289	A	Alabama St.	81	60		
															328	A	Tennessee St.	88	63		
															337	H	Mississippi Val.	86	60		
LAST 10 Division I																					
213	N	UC Irvine	88	60	259	N	SIUE	85	67												
197	N	Alabama A&M	80	65	289	A	Alabama St.	81	60												
149	H	Samford	63	79	337	H	Mississippi Val.	86	60												
328	A	Tennessee St.	88	63																	
15	A	Iowa	81	86																	

Non-Div I Games:	Virginia-Lynchburg	128	26	Oakwood	120	38
------------------	--------------------	-----	----	---------	-----	----

North Ala.

■ Loss, ■ Non-Conf, S Site, H Home A Away N Neutral

North Carolina				Through Games of Dec. 11, 1919						
Average RPI Win:	229	WON-LOST	WINNING	LAST 10	STRENGTH OF	OPP. STRENGTH	TEAM	ADJ.	CONF.	ADJ CONF.
Average RPI Loss:	75	RECORD	PCT. RANK	GAMES	SCHEDULE	OF SCHEDULE	RPI	RPI	RPI	RPI
DIV. I ONLY	9- 1	25	9-1	316	73	90	90	3	3	
DIV. I NON-CONF.	9- 1	25	9-1	316	71	91	91	3	3	

TOTALS	RPI 1-25	RPI 26-50		W-L RECORDS		RPI 51-100	RPI 101-150	RPI 150+		
9- 1	0- 0	0- 0		OVERALL		1- 1	1- 0	7- 0		
6- 0	0- 0	0- 0		HOME		0- 0	1- 0	5- 0		
0- 1	0- 0	0- 0		AWAY		0- 1	0- 0	0- 0		
3- 0	0- 0	0- 0		NEUTRAL		1- 0	0- 0	2- 0		
9- 1	0- 0	0- 0		NON-CONFERENCE		1- 1	1- 0	7- 0		
6- 0	0- 0	0- 0		HOME		0- 0	1- 0	5- 0		
0- 1	0- 0	0- 0		AWAY		0- 1	0- 0	0- 0		
3- 0	0- 0	0- 0		NEUTRAL		1- 0	0- 0	2- 0		
0- 0	0- 0	0- 0		CONFERENCE		0- 0	0- 0	0- 0		
0- 0	0- 0	0- 0		HOME		0- 0	0- 0	0- 0		
0- 0	0- 0	0- 0		AWAY		0- 0	0- 0	0- 0		
0- 0	0- 0	0- 0		NEUTRAL		0- 0	0- 0	0- 0		

RPI 1-25				RPI 26-50				RPI 51-100				Team's RPI: 90				RPI 101+			
RPI	S	Opponent	Score	RPI	S	Opponent	Score	RPI	S	Opponent	Score	RPI	S	Opponent	Score	RPI	S	Opponent	Score
								55	N	Temple	71 58	115	H	Illinois	85 60				
								75	A	Alabama	77 83	176	H	Elon	76 46				
												181	N	Missouri	82 69				
												252	H	Navy	80 40				
												290	N	UNCW	85 45				
												322	H	N.C. Central	92 53				
												331	H	Charleston So.	85 54				
												336	H	Western Caro.	92 55				
LAST 10 Division I																			
181	N	Missouri	82 69	290	N	UNCW	85 45												
55	N	Temple	71 58	75	A	Alabama	77 83												
176	H	Elon	76 46	322	H	N.C. Central	92 53												
331	H	Charleston So.	85 54	115	H	Illinois	85 60												
252	H	Navy	80 40	336	H	Western Caro.	92 55												

Non-Div I Games:

North Carolina

Loss, Non-Conf, S Site, H Home A Away N Neutral

North Dakota

Through Games Of Dec. 21, 2019

Average RPI Win:	244	WON-LOST	WINNING	LAST 10	STRENGTH OF	OPP. STRENGTH	TEAM	ADJ.	CONF.	ADJ CONF.
Average RPI Loss:	93	RECORD	PCT. RANK	GAMES	SCHEDULE	OF SCHEDULE	RPI	RPI	RPI	RPI
DIV. I ONLY	7- 3	78	7-3	211	275	104	104	17	17	
DIV. I NON-CONF.	7- 3	77	7-3	214	276	104	104	17	17	
TOTALS	RPI 1-25	RPI 26-50	W-L RECORDS	RPI 51-100	RPI 101-150	RPI 150+				
7- 3	0- 0	0- 1	OVERALL	0- 1	1- 0	6- 1				
2- 1	0- 0	0- 1	HOME	0- 0	1- 0	1- 0				
5- 2	0- 0	0- 0	AWAY	0- 1	0- 0	5- 1				
0- 0	0- 0	0- 0	NEUTRAL	0- 0	0- 0	0- 0				
7- 3	0- 0	0- 1	NON-CONFERENCE	0- 1	1- 0	6- 1				
2- 1	0- 0	0- 1	HOME	0- 0	1- 0	1- 0				
5- 2	0- 0	0- 0	AWAY	0- 1	0- 0	5- 1				
0- 0	0- 0	0- 0	NEUTRAL	0- 0	0- 0	0- 0				
0- 0	0- 0	0- 0	CONFERENCE	0- 0	0- 0	0- 0				
0- 0	0- 0	0- 0	HOME	0- 0	0- 0	0- 0				
0- 0	0- 0	0- 0	AWAY	0- 0	0- 0	0- 0				
0- 0	0- 0	0- 0	NEUTRAL	0- 0	0- 0	0- 0				

RPI S	Opponent	Score	RPI S	Opponent	Score	RPI S	Opponent	Score	RPI S	Opponent	Score	Team's RPI: 104
40	H Illinois St.	58 66	57	A Arizona	42 74	141	H Valparaiso	65 63	161	H Rhode Island	67 61	
						182	A SMU	51 66	198	A Milwaukee	66 58	
						264	A Grand Canyon	78 76	266	A Ga. Southern	69 56	
						331	A Charleston So.	73 57	349	A South Carolina St.	95 53	
LAST 10 Division I												
40	H Illinois St.	58 66	198	A Milwaukee	66 58							
266	A Ga. Southern	69 56	182	A SMU	51 66							
141	H Valparaiso	65 63	331	A Charleston So.	73 57							
161	H Rhode Island	67 61	349	A South Carolina St.	95 53							
264	A Grand Canyon	78 76	57	A Arizona	42 74							

Non-Div I Games: Northland 118 35 Mayville St. 83 52

North Dakota

Loss, Non-Conf, S Site, H Home A Away N Neutral

Average RPI Win:	327	WON-LOST	WINNING	LAST 10	STRENGTH OF	OPP. STRENGTH	TEAM	ADJ.	CONF.	ADJ CONF.
Average RPI Loss:	118	RECORD	PCT. RANK	GAMES	SCHEDULE	OF SCHEDULE	RPI	RPI	RPI	RPI
DIV. I ONLY	1- 9	326	1-9	84	238	286	286	17	17	
DIV. I NON-CONF.	1- 9	325	1-9	86	241	288	288	17	17	
TOTALS	RPI 1-25	RPI 26-50	W-L RECORDS	RPI 51-100	RPI 101-150	RPI 150+				
1- 9	0- 1	0- 1	OVERALL	0- 1	0- 3	1- 3				
0- 5	0- 0	0- 0	HOME	0- 1	0- 2	0- 2				
1- 4	0- 1	0- 1	AWAY	0- 0	0- 1	1- 1				
0- 0	0- 0	0- 0	NEUTRAL	0- 0	0- 0	0- 0				
1- 9	0- 1	0- 1	NON-CONFERENCE	0- 1	0- 3	1- 3				
0- 5	0- 0	0- 0	HOME	0- 1	0- 2	0- 2				
1- 4	0- 1	0- 1	AWAY	0- 0	0- 1	1- 1				
0- 0	0- 0	0- 0	NEUTRAL	0- 0	0- 0	0- 0				
0- 0	0- 0	0- 0	CONFERENCE	0- 0	0- 0	0- 0				
0- 0	0- 0	0- 0	HOME	0- 0	0- 0	0- 0				
0- 0	0- 0	0- 0	AWAY	0- 0	0- 0	0- 0				
0- 0	0- 0	0- 0	NEUTRAL	0- 0	0- 0	0- 0				

RPI 1-25				RPI 26-50				RPI 51-100				RPI 101+ Team's RPI: 286			
RPI	S	Opponent	Score	RPI	S	Opponent	Score	RPI	S	Opponent	Score	RPI	S	Opponent	Score
12	A	Creighton	59 70	49	A	UNI	63 95	86	H	Wisconsin	63 64	113	A	Bradley	64 70
												133	H	Iowa St.	58 86
												141	H	Valparaiso	54 66
												154	H	Northern Ill.	68 74
												188	A	Northeastern	61 72
												190	H	Wyoming	57 66
												327	A	New Hampshire	67 61
LAST 10 Division I															
190	H	Wyoming	57 66	86	H	Wisconsin	63 64								
133	H	Iowa St.	58 86	113	A	Bradley	64 70								
12	A	Creighton	59 70	327	A	New Hampshire	67 61								
141	H	Valparaiso	54 66	188	A	Northeastern	61 72								
154	H	Northern Ill.	68 74	49	A	UNI	63 95								

Non-Div I Games: Mayville St. 97 59

North Dakota St.

■ Loss,
 ■ Non-Conf, S Site,
 ■ Home
 ■ Away
 N Neutral

North Florida

Through Games Of Dec. 21, 2019

Average RPI Win:	225	WON-LOST	WINNING	LAST 10	STRENGTH OF	OPP. STRENGTH	TEAM	ADJ.	CONF.	ADJ CONF.
Average RPI Loss:	71	RECORD	PCT. RANK	GAMES	SCHEDULE	OF SCHEDULE	RPI	RPI	RPI	RPI
DIV. I ONLY	4- 6	213	4-6	31	133	69	69	14	14	
DIV. I NON-CONF.	4- 6	210	4-6	31	135	70	70	14	14	
TOTALS	RPI 1-25	RPI 26-50	W-L RECORDS	RPI 51-100	RPI 101-150	RPI 150+				
4- 6	0- 2	0- 1	OVERALL	0- 2	1- 0	3- 1				
0- 0	0- 0	0- 0	HOME	0- 0	0- 0	0- 0				
2- 4	0- 2	0- 1	AWAY	0- 1	0- 0	2- 0				
2- 2	0- 0	0- 0	NEUTRAL	0- 1	1- 0	1- 1				
4- 6	0- 2	0- 1	NON-CONFERENCE	0- 2	1- 0	3- 1				
0- 0	0- 0	0- 0	HOME	0- 0	0- 0	0- 0				
2- 4	0- 2	0- 1	AWAY	0- 1	0- 0	2- 0				
2- 2	0- 0	0- 0	NEUTRAL	0- 1	1- 0	1- 1				
0- 0	0- 0	0- 0	CONFERENCE	0- 0	0- 0	0- 0				
0- 0	0- 0	0- 0	HOME	0- 0	0- 0	0- 0				
0- 0	0- 0	0- 0	AWAY	0- 0	0- 0	0- 0				
0- 0	0- 0	0- 0	NEUTRAL	0- 0	0- 0	0- 0				

RPI 1-25				RPI 26-50				RPI 51-100 Team's RPI: 69				RPI 101+			
RPI	S	Opponent	Score	RPI	S	Opponent	Score	RPI	S	Opponent	Score	RPI	S	Opponent	Score
13	A	Indiana	45 72	32	A	Miami (FL)	55 78	79	N	Marist	54 69	109	N	Rider	80 70
14	A	Florida St.	41 70					86	A	Wisconsin	62 75	197	A	Alabama A&M	73 64
												204	N	Norfolk St.	54 57
												281	N	Nicholls St.	64 61
												314	A	FIU	64 49
LAST 10 Division I															
109	N	Rider	80 70	14	A	Florida St.	41 70	13	A	Indiana	45 72				
79	N	Marist	54 69	281	N	Nicholls St.	64 61	204	N	Norfolk St.	54 57				
197	A	Alabama A&M	73 64	86	A	Wisconsin	62 75								
314	A	FIU	64 49												
32	A	Miami (FL)	55 78												

Non-Div I Games: Warner 110 46

North Florida

■ Loss,
 ■ Non-Conf,
 ■ S Site,
 ■ Home
 ■ A Away
 N Neutral

Average RPI Win: 246		WON-LOST	WINNING	LAST 10	STRENGTH OF	OPP. STRENGTH	TEAM	ADJ.	CONF.	ADJ CONF.
Average RPI Loss: 119		RECORD	PCT. RANK	GAMES	SCHEDULE	OF SCHEDULE	RPI	RPI	RPI	RPI
DIV. I ONLY		4- 5	196	4-5	191	247	212	212	15	15
DIV. I NON-CONF.		4- 5	194	4-5	192	250	214	214	15	15
TOTALS		RPI 1-25	RPI 26-50	W-L RECORDS	RPI 51-100	RPI 101-150	RPI 150+			
4- 5	0- 1		0- 0	OVERALL	0- 1	0- 2	4- 1			
3- 1	0- 0		0- 0	HOME	0- 0	0- 1	3- 0			
1- 2	0- 0		0- 0	AWAY	0- 1	0- 0	1- 1			
0- 2	0- 1		0- 0	NEUTRAL	0- 0	0- 1	0- 0			
4- 5	0- 1		0- 0	NON-CONFERENCE	0- 1	0- 2	4- 1			
3- 1	0- 0		0- 0	HOME	0- 0	0- 1	3- 0			
1- 2	0- 0		0- 0	AWAY	0- 1	0- 0	1- 1			
0- 2	0- 1		0- 0	NEUTRAL	0- 0	0- 1	0- 0			
0- 0	0- 0		0- 0	CONFERENCE	0- 0	0- 0	0- 0			
0- 0	0- 0		0- 0	HOME	0- 0	0- 0	0- 0			
0- 0	0- 0		0- 0	AWAY	0- 0	0- 0	0- 0			
0- 0	0- 0		0- 0	NEUTRAL	0- 0	0- 0	0- 0			

RPI 1-25					
RPI	S	Opponent	Score		
25	N	NC State	65	76	
RPI 26-50					
RPI	S	Opponent	Score		
RPI 51-100					
RPI	S	Opponent	Score		
99	A	CSU Bakersfield	52	61	
RPI 101+					
RPI	S	Opponent	Score		
102	H	UT Arlington	49	68	
127	N	Texas	57	63	
157	A	Hawaii	66	60	
157	H	Louisiana	69	66	
244	A	Utah St.	55	66	
319	H	Alcorn	67	31	
350	H	La.-Monroe	63	51	
Team's RPI: 212					
LAST 10 Division I					
127	N	Texas	57	63	
157	A	Hawaii	66	60	
99	A	CSU Bakersfield	52	61	
102	H	UT Arlington	49	68	
319	H	Alcorn	67	31	
350	H	La.-Monroe	63	51	
244	A	Utah St.	55	66	
157	H	Louisiana	69	66	
25	N	NC State	65	76	

Non-Div I Games:	Mid-Amer. Christian	59	61	Xavier (LA)	68	31
------------------	---------------------	----	----	-------------	----	----

North Texas

Loss, Non-Conf, S Site, H Home A Away N Neutral

Northeastern

Through Games Of Dec. 21, 2019

Average RPI Win:	249	WON-LOST	WINNING	LAST 10	STRENGTH OF	OPP. STRENGTH	TEAM	ADJ.	CONF.	ADJ CONF.
Average RPI Loss:	73	RECORD	PCT. RANK	GAMES	SCHEDULE	OF SCHEDULE	RPI	RPI	RPI	RPI
DIV. I ONLY	4- 6	213	4-6	154	99	188	188	16	16	
DIV. I NON-CONF.	4- 6	210	4-6	156	100	186	186	16	16	
TOTALS	RPI 1-25	RPI 26-50	W-L RECORDS	RPI 51-100	RPI 101-150	RPI 150+				
4- 6	0- 2	0- 0	OVERALL	0- 2	1- 2	3- 0				
2- 3	0- 1	0- 0	HOME	0- 1	0- 1	2- 0				
2- 3	0- 1	0- 0	AWAY	0- 1	1- 1	1- 0				
0- 0	0- 0	0- 0	NEUTRAL	0- 0	0- 0	0- 0				
4- 6	0- 2	0- 0	NON-CONFERENCE	0- 2	1- 2	3- 0				
2- 3	0- 1	0- 0	HOME	0- 1	0- 1	2- 0				
2- 3	0- 1	0- 0	AWAY	0- 1	1- 1	1- 0				
0- 0	0- 0	0- 0	NEUTRAL	0- 0	0- 0	0- 0				
0- 0	0- 0	0- 0	CONFERENCE	0- 0	0- 0	0- 0				
0- 0	0- 0	0- 0	HOME	0- 0	0- 0	0- 0				
0- 0	0- 0	0- 0	AWAY	0- 0	0- 0	0- 0				
0- 0	0- 0	0- 0	NEUTRAL	0- 0	0- 0	0- 0				

RPI	S	Opponent	Score	RPI	S	Opponent	Score	RPI	S	Opponent	Score	RPI	S	Opponent	Score	Team's RPI: 188
22	A	Oregon	47 89					60	H	Yale	63 78	124	A	Harvard	46 44	
23	H	South Dakota	76 80					61	A	Central Mich.	63 79	130	H	Dayton	60 71	
												142	A	Fordham	58 74	
												267	A	Maine	66 58	
												286	H	North Dakota St.	72 61	
												317	H	Hartford	60 47	
LAST 10 Division I																
60	H	Yale	63 78	267	A	Maine	66 58									
142	A	Fordham	58 74	317	H	Hartford	60 47									
130	H	Dayton	60 71	124	A	Harvard	46 44									
22	A	Oregon	47 89	286	H	North Dakota St.	72 61									
23	H	South Dakota	76 80	61	A	Central Mich.	63 79									

Non-Div I Games:

Northeastern

■ Loss,
 ■ Non-Conf, S Site,
 ■ Home
 ■ Away
 N Neutral

Non-Conference RPI				Through Games of Dec. 11, 2019						
Average RPI Win:	273	WON-LOST	WINNING	LAST 10	STRENGTH OF	OPP. STRENGTH	TEAM	ADJ.	CONF.	ADJ CONF.
Average RPI Loss:	175	RECORD	PCT. RANK	GAMES	SCHEDULE	OF SCHEDULE	RPI	RPI	RPI	RPI
DIV. I ONLY	3- 6	234	3-6	165	311	224	224	19	19	
DIV. I NON-CONF.	3- 6	236	3-6	169	310	225	225	19	19	

TOTALS	RPI 1-25		RPI 26-50		W-L RECORDS		RPI 51-100		RPI 101-150	RPI 150+
3- 6	0- 1		0- 0		OVERALL		0- 0		0- 0	3- 5
1- 1	0- 0		0- 0		HOME		0- 0		0- 0	1- 1
1- 4	0- 0		0- 0		AWAY		0- 0		0- 0	1- 4
1- 1	0- 1		0- 0		NEUTRAL		0- 0		0- 0	1- 0
3- 6	0- 1		0- 0		NON-CONFERENCE		0- 0		0- 0	3- 5
1- 1	0- 0		0- 0		HOME		0- 0		0- 0	1- 1
1- 4	0- 0		0- 0		AWAY		0- 0		0- 0	1- 4
1- 1	0- 1		0- 0		NEUTRAL		0- 0		0- 0	1- 0
0- 0	0- 0		0- 0		CONFERENCE		0- 0		0- 0	0- 0
0- 0	0- 0		0- 0		HOME		0- 0		0- 0	0- 0
0- 0	0- 0		0- 0		AWAY		0- 0		0- 0	0- 0
0- 0	0- 0		0- 0		NEUTRAL		0- 0		0- 0	0- 0

RPI 1-25				RPI 26-50				RPI 51-100				RPI 101+				Team's RPI: 224	
RPI	S	Opponent	Score	RPI	S	Opponent	Score	RPI	S	Opponent	Score	RPI	S	Opponent	Score		
5	N	Oregon St.	57 91									160	A	New Mexico	76 83		
												170	A	Fresno St.	66 83		
												202	A	Rice	57 71		
												217	N	San Jose St.	67 64		
												240	A	California Baptist	79 98		
												268	A	Houston Baptist	79 62		
												273	H	UC Davis	61 71		
												334	H	Seattle U	88 80		
LAST 10 Division I																	
				170	A	Fresno St.	66 83	217	N	San Jose St.	67 64						
				240	A	California Baptist	79 98	5	N	Oregon St.	57 91						
				334	H	Seattle U	88 80	273	H	UC Davis	61 71						
				160	A	New Mexico	76 83	268	A	Houston Baptist	79 62						
								202	A	Rice	57 71						

Non-Div I Games:

Northern Ariz.

Loss, Non-Conf, S Site, H Home A Away N Neutral

Average RPI Win:	228	WON-LOST	WINNING	LAST 10	STRENGTH OF	OPP. STRENGTH	TEAM	ADJ.	CONF.	ADJ CONF.
Average RPI Loss:	143	RECORD	PCT. RANK	GAMES	SCHEDULE	OF SCHEDULE	RPI	RPI	RPI	RPI
DIV. I ONLY	4- 5	196	4-5	146	123	144	144	19	19	
DIV. I NON-CONF.	4- 5	194	4-5	148	125	147	147	19	19	
TOTALS	RPI 1-25	RPI 26-50	W-L RECORDS	RPI 51-100	RPI 101-150	RPI 150+				
4- 5	0- 2	0- 0	OVERALL	0- 0	0- 1	4- 2				
1- 2	0- 0	0- 0	HOME	0- 0	0- 1	1- 1				
3- 3	0- 2	0- 0	AWAY	0- 0	0- 0	3- 1				
0- 0	0- 0	0- 0	NEUTRAL	0- 0	0- 0	0- 0				
4- 5	0- 2	0- 0	NON-CONFERENCE	0- 0	0- 1	4- 2				
1- 2	0- 0	0- 0	HOME	0- 0	0- 1	1- 1				
3- 3	0- 2	0- 0	AWAY	0- 0	0- 0	3- 1				
0- 0	0- 0	0- 0	NEUTRAL	0- 0	0- 0	0- 0				
0- 0	0- 0	0- 0	CONFERENCE	0- 0	0- 0	0- 0				
0- 0	0- 0	0- 0	HOME	0- 0	0- 0	0- 0				
0- 0	0- 0	0- 0	AWAY	0- 0	0- 0	0- 0				
0- 0	0- 0	0- 0	NEUTRAL	0- 0	0- 0	0- 0				

RPI 1-25				RPI 26-50				RPI 51-100				RPI 101+				Team's RPI: 144	
RPI	S	Opponent	Score	RPI	S	Opponent	Score	RPI	S	Opponent	Score	RPI	S	Opponent	Score		
2	A	Stanford	36 90									123	H	San Francisco	83 90		
17	A	UCLA	58 92									182	A	SMU	61 52		
												190	A	Wyoming	46 44		
												229	A	Chattanooga	59 42		
												278	A	Denver	55 74		
												294	H	Colorado St.	58 75		
												312	H	Air Force	72 62		
LAST 10 Division I																	
190	A	Wyoming	46 44	278	A	Denver	55 74										
2	A	Stanford	36 90	229	A	Chattanooga	59 42										
294	H	Colorado St.	58 75	17	A	UCLA	58 92										
123	H	San Francisco	83 90	312	H	Air Force	72 62										
				182	A	SMU	61 52										

Non-Div I Games:

Northern Colo.

■ Loss,
 ■ Non-Conf, S Site,
 ■ Home
 ■ Away
 N Neutral

Average RPI Win:	268	WON-LOST	WINNING	LAST 10	STRENGTH OF	OPP. STRENGTH	TEAM	ADJ.	CONF.	ADJ CONF.
Average RPI Loss:	80	RECORD	PCT. RANK	GAMES	SCHEDULE	OF SCHEDULE	RPI	RPI	RPI	RPI
DIV. I ONLY	4- 6	213	4-6	79	206	154	154	9	9	
DIV. I NON-CONF.	4- 6	210	4-6	80	208	156	156	9	9	
TOTALS	RPI 1-25	RPI 26-50	W-L RECORDS	RPI 51-100	RPI 101-150	RPI 150+				
4- 6	0- 2	0- 1	OVERALL	0- 1	0- 1	4- 1				
1- 2	0- 0	0- 0	HOME	0- 1	0- 1	1- 0				
2- 3	0- 1	0- 1	AWAY	0- 0	0- 0	2- 1				
1- 1	0- 1	0- 0	NEUTRAL	0- 0	0- 0	1- 0				
4- 6	0- 2	0- 1	NON-CONFERENCE	0- 1	0- 1	4- 1				
1- 2	0- 0	0- 0	HOME	0- 1	0- 1	1- 0				
2- 3	0- 1	0- 1	AWAY	0- 0	0- 0	2- 1				
1- 1	0- 1	0- 0	NEUTRAL	0- 0	0- 0	1- 0				
0- 0	0- 0	0- 0	CONFERENCE	0- 0	0- 0	0- 0				
0- 0	0- 0	0- 0	HOME	0- 0	0- 0	0- 0				
0- 0	0- 0	0- 0	AWAY	0- 0	0- 0	0- 0				
0- 0	0- 0	0- 0	NEUTRAL	0- 0	0- 0	0- 0				

RPI 1-25				RPI 26-50				RPI 51-100				RPI 101+ Team's RPI: 154			
RPI	S	Opponent	Score	RPI	S	Opponent	Score	RPI	S	Opponent	Score	RPI	S	Opponent	Score
18	A	Purdue	63 68	40	A	Illinois St.	66 69	76	H	Southern Ill.	61 80	124	H	Harvard	53 59
23	N	South Dakota	48 91									198	A	Milwaukee	65 78
												237	N	Tennessee Tech	82 74
												253	H	Eastern Ill.	61 48
												286	A	North Dakota St.	74 68
												294	A	Colorado St.	80 75
LAST 10 Division I															
76	H	Southern Ill.	61 80	198	A	Milwaukee	65 78								
253	H	Eastern Ill.	61 48	23	N	South Dakota	48 91								
294	A	Colorado St.	80 75	237	N	Tennessee Tech	82 74								
286	A	North Dakota St.	74 68	18	A	Purdue	63 68								
124	H	Harvard	53 59	40	A	Illinois St.	66 69								

Non-Div I Games:

Northern Ill.

■ Loss,
 ■ Non-Conf, S Site,
 ■ Home
 ■ Away
 N Neutral

Average RPI Win:	302	WON-LOST	WINNING	LAST 10	STRENGTH OF	OPP. STRENGTH	TEAM	ADJ.	CONF.	ADJ CONF.
Average RPI Loss:	126	RECORD	PCT. RANK	GAMES	SCHEDULE	OF SCHEDULE	RPI	RPI	RPI	RPI
DIV. I ONLY	6- 5	153	6-4	312	177	234	234	18	18	
DIV. I NON-CONF.	6- 5	153	6-4	312	179	235	235	18	18	
TOTALS	RPI 1-25	RPI 26-50	W-L RECORDS	RPI 51-100	RPI 101-150	RPI 150+				
6- 5	0- 1	0- 1	OVERALL	0- 1	0- 0	6- 2				
3- 2	0- 1	0- 1	HOME	0- 0	0- 0	3- 0				
2- 3	0- 0	0- 0	AWAY	0- 1	0- 0	2- 2				
1- 0	0- 0	0- 0	NEUTRAL	0- 0	0- 0	1- 0				
6- 5	0- 1	0- 1	NON-CONFERENCE	0- 1	0- 0	6- 2				
3- 2	0- 1	0- 1	HOME	0- 0	0- 0	3- 0				
2- 3	0- 0	0- 0	AWAY	0- 1	0- 0	2- 2				
1- 0	0- 0	0- 0	NEUTRAL	0- 0	0- 0	1- 0				
0- 0	0- 0	0- 0	CONFERENCE	0- 0	0- 0	0- 0				
0- 0	0- 0	0- 0	HOME	0- 0	0- 0	0- 0				
0- 0	0- 0	0- 0	AWAY	0- 0	0- 0	0- 0				
0- 0	0- 0	0- 0	NEUTRAL	0- 0	0- 0	0- 0				

RPI 1-25				RPI 26-50				RPI 51-100				RPI 101+ Team's RPI: 234			
RPI	S	Opponent	Score	RPI	S	Opponent	Score	RPI	S	Opponent	Score	RPI	S	Opponent	Score
4	H	Louisville	57 85	31	H	Saint Louis	42 67	98	A	Belmont	45 62	183	A	Eastern Ky.	62 69
												279	H	Omaha	57 40
												287	A	Indiana St.	70 68
												288	H	Wofford	80 72
												299	H	Central Ark.	72 56
												314	A	FIU	67 45
												315	A	Lipscomb	69 71
												342	N	Jacksonville St.	66 63
LAST 10 Division I															
288	H	Wofford	80 72	4	H	Louisville	57 85	314	A	FIU	67 45				
287	A	Indiana St.	70 68	98	A	Belmont	45 62	342	N	Jacksonville St.	66 63				
98	A	Belmont	45 62	315	A	Lipscomb	69 71	299	H	Central Ark.	72 56				
31	H	Saint Louis	42 67	279	H	Omaha	57 40								

Non-Div I Games:

Northern Ky.

■ Loss,
 ■ Non-Conf, S Site,
 ■ Home
 ■ Away
 N Neutral

Northwestern

Through Games Of Dec. 21, 2019

Average RPI Win: 142		WON-LOST	WINNING	LAST 10	STRENGTH OF	OPP. STRENGTH	TEAM	ADJ.	CONF.	ADJ CONF.
Average RPI Loss: 8		RECORD	PCT. RANK	GAMES	SCHEDULE	OF SCHEDULE	RPI	RPI	RPI	RPI
DIV. I ONLY		10- 1	18	9-1	63	52	19	19	2	2
DIV. I NON-CONF.		10- 1	18	9-1	63	51	19	19	2	2
<hr/>										
TOTALS	RPI 1-25		RPI 26-50		W-L RECORDS	RPI 51-100	RPI 101-150		RPI 150+	
10- 1	1- 1		1- 0		OVERALL	2- 0	2- 0		4- 0	
6- 1	0- 1		0- 0		HOME	2- 0	2- 0		2- 0	
2- 0	1- 0		1- 0		AWAY	0- 0	0- 0		0- 0	
2- 0	0- 0		0- 0		NEUTRAL	0- 0	0- 0		2- 0	
10- 1	1- 1		1- 0		NON-CONFERENCE	2- 0	2- 0		4- 0	
6- 1	0- 1		0- 0		HOME	2- 0	2- 0		2- 0	
2- 0	1- 0		1- 0		AWAY	0- 0	0- 0		0- 0	
2- 0	0- 0		0- 0		NEUTRAL	0- 0	0- 0		2- 0	
0- 0	0- 0		0- 0		CONFERENCE	0- 0	0- 0		0- 0	
0- 0	0- 0		0- 0		HOME	0- 0	0- 0		0- 0	
0- 0	0- 0		0- 0		AWAY	0- 0	0- 0		0- 0	
0- 0	0- 0		0- 0		NEUTRAL	0- 0	0- 0		0- 0	

RPI 1-25				Team's RPI: 19	RPI 26-50				RPI 51-100				RPI 101+			
RPI	S	Opponent	Score		RPI	S	Opponent	Score	RPI	S	Opponent	Score	RPI	S	Opponent	Score
8	H	DePaul	68 70		45	A	Marquette	64 56	70	H	Colgate	73 44	102	H	UT Arlington	74 47
24	A	Duke	63 42						91	H	Boston College	66 63	141	H	Valparaiso	69 48
													169	H	Dartmouth	79 37
													242	N	East Carolina	64 45
													246	N	Xavier	79 59
													285	H	Loyola Maryland	67 46
LAST 10 Division I																
246	N	Xavier	79 59		102	H	UT Arlington	74 47								
242	N	East Carolina	64 45		169	H	Dartmouth	79 37								
141	H	Valparaiso	69 48		91	H	Boston College	66 63								
24	A	Duke	63 42		8	H	DePaul	68 70								
45	A	Marquette	64 56		70	H	Colgate	73 44								

Non-Div I Games:

Northwestern

■ Loss,
 ■ Non-Conf, S Site,
 ■ Home
 ■ Away
 N Neutral

Average RPI Win:	301	WON-LOST	WINNING	LAST 10	STRENGTH OF	OPP. STRENGTH	TEAM	ADJ.	CONF.	ADJ CONF.
Average RPI Loss:	192	RECORD	PCT. RANK	GAMES	SCHEDULE	OF SCHEDULE	RPI	RPI	RPI	RPI
DIV. I ONLY	1- 6	315	1-6	311	324	344	344	26	26	
DIV. I NON-CONF.	1- 4	300	1-4	315	341	344	344	26	26	
TOTALS	RPI 1-25	RPI 26-50	W-L RECORDS	RPI 51-100	RPI 101-150	RPI 150+				
1- 6	0- 0	0- 1	OVERALL	0- 0	0- 0	1- 5				
1- 2	0- 0	0- 0	HOME	0- 0	0- 0	1- 2				
0- 4	0- 0	0- 1	AWAY	0- 0	0- 0	0- 3				
0- 0	0- 0	0- 0	NEUTRAL	0- 0	0- 0	0- 0				
1- 4	0- 0	0- 1	NON-CONFERENCE	0- 0	0- 0	1- 3				
1- 1	0- 0	0- 0	HOME	0- 0	0- 0	1- 1				
0- 3	0- 0	0- 1	AWAY	0- 0	0- 0	0- 2				
0- 0	0- 0	0- 0	NEUTRAL	0- 0	0- 0	0- 0				
0- 2	0- 0	0- 0	CONFERENCE	0- 0	0- 0	0- 2				
0- 1	0- 0	0- 0	HOME	0- 0	0- 0	0- 1				
0- 1	0- 0	0- 0	AWAY	0- 0	0- 0	0- 1				
0- 0	0- 0	0- 0	NEUTRAL	0- 0	0- 0	0- 0				

RPI 1-25			RPI 26-50			RPI 51-100			RPI 101+			Team's RPI: 344
RPI	S	Opponent	Score	RPI	S	Opponent	Score	RPI	S	Opponent	Score	
				48	A	Arkansas	39 99					
								152	A	Lamar University	58 61	
								171	A	Texas Tech	49 79	
								173	H	Sam Houston St.	69 79	
								257	H	Jackson St.	49 66	
								301	H	Grambling	65 61	
								350	A	La.-Monroe	54 63	
LAST 10 Division I												
				152	A	Lamar University	58 61	48	A	Arkansas	39 99	
				173	H	Sam Houston St.	69 79	301	H	Grambling	65 61	
								171	A	Texas Tech	49 79	
								350	A	La.-Monroe	54 63	
								257	H	Jackson St.	49 66	

Non-Div I Games: LeTourneau 91 61 LSU-Shreveport 63 68 Central Baptist 61 59

Northwestern St.

Notre Dame

Through Games Of Dec. 21, 2019

Average RPI Win:	161	WON-LOST	WINNING	LAST 10	STRENGTH OF	OPP. STRENGTH	TEAM	ADJ.	CONF.	ADJ CONF.
Average RPI Loss:	67	RECORD	PCT. RANK	GAMES	SCHEDULE	OF SCHEDULE	RPI	RPI	RPI	RPI
DIV. I ONLY	5- 7	208	3-7	6	116	71	71	3	3	
DIV. I NON-CONF.	5- 7	206	3-7	6	116	72	72	3	3	
TOTALS	RPI 1-25	RPI 26-50	W-L RECORDS	RPI 51-100	RPI 101-150	RPI 150+				
5- 7	0- 2	1- 2	OVERALL	0- 0	2- 3	2- 0				
2- 4	0- 1	0- 1	HOME	0- 0	0- 2	2- 0				
2- 1	0- 1	1- 0	AWAY	0- 0	1- 0	0- 0				
1- 2	0- 0	0- 1	NEUTRAL	0- 0	1- 1	0- 0				
5- 7	0- 2	1- 2	NON-CONFERENCE	0- 0	2- 3	2- 0				
2- 4	0- 1	0- 1	HOME	0- 0	0- 2	2- 0				
2- 1	0- 1	1- 0	AWAY	0- 0	1- 0	0- 0				
1- 2	0- 0	0- 1	NEUTRAL	0- 0	1- 1	0- 0				
0- 0	0- 0	0- 0	CONFERENCE	0- 0	0- 0	0- 0				
0- 0	0- 0	0- 0	HOME	0- 0	0- 0	0- 0				
0- 0	0- 0	0- 0	AWAY	0- 0	0- 0	0- 0				
0- 0	0- 0	0- 0	NEUTRAL	0- 0	0- 0	0- 0				

RPI 1-25				RPI 26-50				RPI 51-100				Team's RPI: 71	RPI 101+			
RPI	S	Opponent	Score	RPI	S	Opponent	Score	RPI	S	Opponent	Score		RPI	S	Opponent	Score
1	A	UConn	57 81	36	H	Minnesota	67 75						118	N	South Dakota St.	59 65
8	H	DePaul	94 105	38	A	Michigan	76 72						129	H	Tennessee	63 74
				43	N	FGCU	60 69						137	H	Michigan St.	69 72
													142	A	Fordham	60 55
													147	N	South Fla.	67 51
													194	H	Toledo	54 51
													285	H	Loyola Maryland	84 60
LAST 10 Division I																
8	H	DePaul	94 105	43	N	FGCU	60 69									
1	A	UConn	57 81	38	A	Michigan	76 72									
36	H	Minnesota	67 75	194	H	Toledo	54 51									
147	N	South Fla.	67 51	137	H	Michigan St.	69 72									
118	N	South Dakota St.	59 65	129	H	Tennessee	63 74									

Non-Div I Games:

Notre Dame

Loss, Non-Conf, S Site, H Home A Away N Neutral

Average RPI Win:	333	WON-LOST	WINNING	LAST 10	STRENGTH OF	OPP. STRENGTH	TEAM	ADJ.	CONF.	ADJ CONF.
Average RPI Loss:	143	RECORD	PCT. RANK	GAMES	SCHEDULE	OF SCHEDULE	RPI	RPI	RPI	RPI
DIV. I ONLY	3- 6	234	3-6	276	258	276	276	18	18	
DIV. I NON-CONF.	3- 6	236	3-6	278	262	277	277	18	18	
TOTALS	RPI 1-25	RPI 26-50	W-L RECORDS	RPI 51-100	RPI 101-150	RPI 150+				
3- 6	0- 0	0- 1	OVERALL	0- 1	0- 2	3- 2				
0- 2	0- 0	0- 0	HOME	0- 1	0- 1	0- 0				
2- 4	0- 0	0- 1	AWAY	0- 0	0- 1	2- 2				
1- 0	0- 0	0- 0	NEUTRAL	0- 0	0- 0	1- 0				
3- 6	0- 0	0- 1	NON-CONFERENCE	0- 1	0- 2	3- 2				
0- 2	0- 0	0- 0	HOME	0- 1	0- 1	0- 0				
2- 4	0- 0	0- 1	AWAY	0- 0	0- 1	2- 2				
1- 0	0- 0	0- 0	NEUTRAL	0- 0	0- 0	1- 0				
0- 0	0- 0	0- 0	CONFERENCE	0- 0	0- 0	0- 0				
0- 0	0- 0	0- 0	HOME	0- 0	0- 0	0- 0				
0- 0	0- 0	0- 0	AWAY	0- 0	0- 0	0- 0				
0- 0	0- 0	0- 0	NEUTRAL	0- 0	0- 0	0- 0				

RPI	S	Opponent	Score	RPI	S	Opponent	Score	RPI	S	Opponent	Score	RPI	S	Opponent	Score	Team's RPI: 276
38	A	Michigan	64 79	61	H	Central Mich.	47 65	113	H	Bradley	58 74	137	A	Michigan St.	56 76	
								233	A	Niagara	63 77	277	A	St. Bonaventure	66 80	
								314	A	FIU	58 49	342	N	Jacksonville St.	61 55	
								343	A	Chicago St.	98 70					
LAST 10 Division I																
61	H	Central Mich.	47 65	233	A	Niagara	63 77									
277	A	St. Bonaventure	66 80	137	A	Michigan St.	56 76									
38	A	Michigan	64 79	343	A	Chicago St.	98 70									
342	N	Jacksonville St.	61 55	113	H	Bradley	58 74									
314	A	FIU	58 49													

Non-Div I Games: Lourdes 72 53 Concordia (MI) 76 42

Oakland

Loss, Non-Conf, S Site, H Home A Away N Neutral

Average RPI Win:	212	WON-LOST	WINNING	LAST 10	STRENGTH OF	OPP. STRENGTH	TEAM	ADJ.	CONF.	ADJ CONF.
Average RPI Loss:	84	RECORD	PCT. RANK	GAMES	SCHEDULE	OF SCHEDULE	RPI	RPI	RPI	RPI
DIV. I ONLY	6- 4	126	6-4	187	131	116	116	9	9	
DIV. I NON-CONF.	6- 4	124	6-4	188	133	116	116	9	9	
TOTALS	RPI 1-25	RPI 26-50	W-L RECORDS	RPI 51-100	RPI 101-150	RPI 150+				
6- 4	1- 1	0- 0	OVERALL	1- 2	0- 1	4- 0				
4- 0	0- 0	0- 0	HOME	1- 0	0- 0	3- 0				
1- 3	1- 1	0- 0	AWAY	0- 1	0- 1	0- 0				
1- 1	0- 0	0- 0	NEUTRAL	0- 1	0- 0	1- 0				
6- 4	1- 1	0- 0	NON-CONFERENCE	1- 2	0- 1	4- 0				
4- 0	0- 0	0- 0	HOME	1- 0	0- 0	3- 0				
1- 3	1- 1	0- 0	AWAY	0- 1	0- 1	0- 0				
1- 1	0- 0	0- 0	NEUTRAL	0- 1	0- 0	1- 0				
0- 0	0- 0	0- 0	CONFERENCE	0- 0	0- 0	0- 0				
0- 0	0- 0	0- 0	HOME	0- 0	0- 0	0- 0				
0- 0	0- 0	0- 0	AWAY	0- 0	0- 0	0- 0				
0- 0	0- 0	0- 0	NEUTRAL	0- 0	0- 0	0- 0				

RPI 1-25				RPI 26-50				RPI 51-100				RPI 101+ Team's RPI: 116			
RPI	S	Opponent	Score	RPI	S	Opponent	Score	RPI	S	Opponent	Score	RPI	S	Opponent	Score
16	A	TCU	72 79					58	H	IUPUI	70 64	127	A	Texas	60 73
20	A	Ohio St.	74 68					94	N	Butler	55 60	231	H	American	81 69
								97	A	Syracuse	54 66	293	N	Pittsburgh	72 50
												320	H	Marshall	67 51
												351	H	Incarinate Word	78 41
LAST 10 Division I															
16	A	TCU	72 79	127	A	Texas	60 73	20	A	Ohio St.	74 68	231	H	American	81 69
58	H	IUPUI	70 64	320	H	Marshall	67 51	94	N	Butler	55 60	351	H	Incarinate Word	78 41
94	N	Butler	55 60	293	N	Pittsburgh	72 50	97	A	Syracuse	54 66				
293	N	Pittsburgh	72 50												
351	H	Incarinate Word	78 41												

Non-Div I Games:

Ohio

■ Loss,
 ■ Non-Conf, S Site,
 ■ Home
 ■ Away
 N Neutral

Average RPI Win:	144	WON-LOST	WINNING	LAST 10	STRENGTH OF	OPP. STRENGTH	TEAM	ADJ.	CONF.	ADJ CONF.
Average RPI Loss:	36	RECORD	PCT. RANK	GAMES	SCHEDULE	OF SCHEDULE	RPI	RPI	RPI	RPI
DIV. I ONLY	7- 4	99	6-4	5	70	20	20	2	2	
DIV. I NON-CONF.	7- 4	100	6-4	5	68	20	20	2	2	
TOTALS	RPI 1-25	RPI 26-50	W-L RECORDS	RPI 51-100	RPI 101-150	RPI 150+				
7- 4	1- 3	1- 0	OVERALL	1- 0	2- 1	2- 0				
2- 2	1- 1	0- 0	HOME	0- 0	0- 1	1- 0				
3- 1	0- 1	0- 0	AWAY	1- 0	1- 0	1- 0				
2- 1	0- 1	1- 0	NEUTRAL	0- 0	1- 0	0- 0				
7- 4	1- 3	1- 0	NON-CONFERENCE	1- 0	2- 1	2- 0				
2- 2	1- 1	0- 0	HOME	0- 0	0- 1	1- 0				
3- 1	0- 1	0- 0	AWAY	1- 0	1- 0	1- 0				
2- 1	0- 1	1- 0	NEUTRAL	0- 0	1- 0	0- 0				
0- 0	0- 0	0- 0	CONFERENCE	0- 0	0- 0	0- 0				
0- 0	0- 0	0- 0	HOME	0- 0	0- 0	0- 0				
0- 0	0- 0	0- 0	AWAY	0- 0	0- 0	0- 0				
0- 0	0- 0	0- 0	NEUTRAL	0- 0	0- 0	0- 0				

RPI S	Opponent	Score	RPI S	Opponent	Score	RPI S	Opponent	Score	RPI S	Opponent	Score
1 H	UConn	62 73	49 N	UNI	64 46	66 A	Kent St.	75 65	116 H	Ohio	68 74
2 A	Stanford	52 71							122 A	Cincinnati	78 73
4 H	Louisville	67 60							141 N	Valparaiso	89 38
23 N	South Dakota	53 68							282 H	Radford	70 57
									347 A	Sacramento St.	104 74
LAST 10 Division I											
2 A	Stanford	52 71	347 A	Sacramento St.	104 74	1 H	UConn	62 73			
282 H	Radford	70 57	66 A	Kent St.	75 65	116 H	Ohio	68 74			
4 H	Louisville	67 60	122 A	Cincinnati	78 73						
49 N	UNI	64 46									
23 N	South Dakota	53 68									

Non-Div I Games:

Ohio St.

Average RPI Win:	120	WON-LOST	WINNING	LAST 10	STRENGTH OF	OPP. STRENGTH	TEAM	ADJ.	CONF.	ADJ CONF.
Average RPI Loss:	69	RECORD	PCT. RANK	GAMES	SCHEDULE	OF SCHEDULE	RPI	RPI	RPI	RPI
DIV. I ONLY	7- 4	99	6-4	18	56	39	39	6	6	
DIV. I NON-CONF.	7- 4	100	6-4	18	55	40	40	6	6	
TOTALS	RPI 1-25	RPI 26-50	W-L RECORDS	RPI 51-100	RPI 101-150	RPI 150+				
7- 4	0- 1	2- 1	OVERALL	1- 0	1- 2	3- 0				
7- 1	0- 1	2- 0	HOME	1- 0	1- 0	3- 0				
0- 3	0- 0	0- 1	AWAY	0- 0	0- 2	0- 0				
0- 0	0- 0	0- 0	NEUTRAL	0- 0	0- 0	0- 0				
7- 4	0- 1	2- 1	NON-CONFERENCE	1- 0	1- 2	3- 0				
7- 1	0- 1	2- 0	HOME	1- 0	1- 0	3- 0				
0- 3	0- 0	0- 1	AWAY	0- 0	0- 2	0- 0				
0- 0	0- 0	0- 0	NEUTRAL	0- 0	0- 0	0- 0				
0- 0	0- 0	0- 0	CONFERENCE	0- 0	0- 0	0- 0				
0- 0	0- 0	0- 0	HOME	0- 0	0- 0	0- 0				
0- 0	0- 0	0- 0	AWAY	0- 0	0- 0	0- 0				
0- 0	0- 0	0- 0	NEUTRAL	0- 0	0- 0	0- 0				

RPI 1-25				RPI 26-50				Team's RPI: 39				RPI 51-100				RPI 101+			
RPI	S	Opponent	Score	RPI	S	Opponent	Score	RPI	S	Opponent	Score	RPI	S	Opponent	Score	RPI	S	Opponent	Score
3	H	Missouri St.	90 96	27	H	LSU	90 68	87	H	Abilene Christian	78 65	103	A	Houston	69 85				
				29	H	Drake	93 84					135	A	Wichita St.	83 88				
				33	A	Western Ky.	63 74					139	H	UAB	82 75				
												155	H	SFA	75 62				
												173	H	Sam Houston St.	95 71				
												230	H	Prairie View	94 48				
LAST 10 Division I																			
173	H	Sam Houston St.	95 71	29	H	Drake	93 84												
27	H	LSU	90 68	103	A	Houston	69 85												
33	A	Western Ky.	63 74	155	H	SFA	75 62												
135	A	Wichita St.	83 88	3	H	Missouri St.	90 96												
87	H	Abilene Christian	78 65	139	H	UAB	82 75												

Non-Div I Games:

Oklahoma

■ Loss,
 ■ Non-Conf, S Site,
 ■ Home
 ■ Away
 N Neutral

Average RPI Win: 193		WON-LOST	WINNING	LAST 10	STRENGTH OF	OPP. STRENGTH	TEAM	ADJ.	CONF.	ADJ CONF.
Average RPI Loss: 12		RECORD	PCT. RANK	GAMES	SCHEDULE	OF SCHEDULE	RPI	RPI	RPI	RPI
DIV. I ONLY		8- 3	70	7-3	107	23	53	53	6	6
DIV. I NON-CONF.		8- 3	69	7-3	107	23	54	54	6	6
TOTALS	RPI 1-25		RPI 26-50	W-L RECORDS		RPI 51-100	RPI 101-150		RPI 150+	
8- 3	0- 3		0- 0	OVERALL		1- 0	1- 0		6- 0	
6- 0	0- 0		0- 0	HOME		1- 0	0- 0		5- 0	
1- 1	0- 1		0- 0	AWAY		0- 0	0- 0		1- 0	
1- 2	0- 2		0- 0	NEUTRAL		0- 0	1- 0		0- 0	
8- 3	0- 3		0- 0	NON-CONFERENCE		1- 0	1- 0		6- 0	
6- 0	0- 0		0- 0	HOME		1- 0	0- 0		5- 0	
1- 1	0- 1		0- 0	AWAY		0- 0	0- 0		1- 0	
1- 2	0- 2		0- 0	NEUTRAL		0- 0	1- 0		0- 0	
0- 0	0- 0		0- 0	CONFERENCE		0- 0	0- 0		0- 0	
0- 0	0- 0		0- 0	HOME		0- 0	0- 0		0- 0	
0- 0	0- 0		0- 0	AWAY		0- 0	0- 0		0- 0	
0- 0	0- 0		0- 0	NEUTRAL		0- 0	0- 0		0- 0	

RPI 1-25				RPI 26-50				RPI 51-100 Team's RPI: 53				RPI 101+			
RPI	S	Opponent	Score	RPI	S	Opponent	Score	RPI	S	Opponent	Score	RPI	S	Opponent	Score
4	N	Louisville	48 69					96	H	Idaho	62 47	102	N	UT Arlington	60 47
10	A	Texas A&M	62 74									152	H	Lamar University	74 53
22	N	Oregon	72 89									202	H	Rice	69 38
												214	H	Oral Roberts	78 44
												256	A	Tulsa	78 48
												262	H	Idaho St.	70 52
												263	H	Southern U.	72 59
LAST 10 Division I															
263	H	Southern U.	72 59	214	H	Oral Roberts	78 44								
10	A	Texas A&M	62 74	202	H	Rice	69 38								
102	N	UT Arlington	60 47	262	H	Idaho St.	70 52								
4	N	Louisville	48 69	256	A	Tulsa	78 48								
22	N	Oregon	72 89	152	H	Lamar University	74 53								

Non-Div I Games:

Oklahoma St.

Average RPI Win:	202	WON-LOST	WINNING	LAST 10	STRENGTH OF	OPP. STRENGTH	TEAM	ADJ.	CONF.	ADJ CONF.
Average RPI Loss:	108	RECORD	PCT. RANK	GAMES	SCHEDULE	OF SCHEDULE	RPI	RPI	RPI	RPI
DIV. I ONLY	10- 2	37	8-2	255	130	64	64	15	15	
DIV. I NON-CONF.	10- 2	37	8-2	260	132	65	65	15	15	
TOTALS	RPI 1-25	RPI 26-50	W-L RECORDS	RPI 51-100	RPI 101-150	RPI 150+				
10- 2	0- 1	0- 0	OVERALL	1- 0	2- 0	7- 1				
6- 0	0- 0	0- 0	HOME	0- 0	1- 0	5- 0				
3- 2	0- 1	0- 0	AWAY	0- 0	1- 0	2- 1				
1- 0	0- 0	0- 0	NEUTRAL	1- 0	0- 0	0- 0				
10- 2	0- 1	0- 0	NON-CONFERENCE	1- 0	2- 0	7- 1				
6- 0	0- 0	0- 0	HOME	0- 0	1- 0	5- 0				
3- 2	0- 1	0- 0	AWAY	0- 0	1- 0	2- 1				
1- 0	0- 0	0- 0	NEUTRAL	1- 0	0- 0	0- 0				
0- 0	0- 0	0- 0	CONFERENCE	0- 0	0- 0	0- 0				
0- 0	0- 0	0- 0	HOME	0- 0	0- 0	0- 0				
0- 0	0- 0	0- 0	AWAY	0- 0	0- 0	0- 0				
0- 0	0- 0	0- 0	NEUTRAL	0- 0	0- 0	0- 0				

RPI 1-25				RPI 26-50				RPI 51-100				Team's RPI: 64		RPI 101+			
RPI	S	Opponent	Score	RPI	S	Opponent	Score	RPI	S	Opponent	Score			RPI	S	Opponent	Score
21	A	Virginia	53 56					96	N	Idaho	67 55			101	H	Richmond	73 51
														106	A	Auburn	89 77
														164	H	Hampton	75 38
														174	A	William & Mary	69 58
														195	A	VCU	49 62
														223	H	Mt. St. Mary's	85 34
														225	H	Campbell	59 44
														305	H	UMES	48 39
														307	H	Winthrop	68 44
														318	A	Cal Poly	61 55
LAST 10 Division I																	
164	H	Hampton	75 38	223	H	Mt. St. Mary's	85 34										
101	H	Richmond	73 51	96	N	Idaho	67 55										
195	A	VCU	49 62	318	A	Cal Poly	61 55										
305	H	UMES	48 39	21	A	Virginia	53 56										
174	A	William & Mary	69 58	307	H	Winthrop	68 44										

Non-Div I Games:

Old Dominion

 Loss,
 Non-Conf, S Site,
 Home
 Away
N Neutral

Average RPI Win: 278		WON-LOST	WINNING	LAST 10	STRENGTH OF	OPP. STRENGTH	TEAM	ADJ.	CONF.	ADJ CONF.
Average RPI Loss: 194		RECORD	PCT. RANK	GAMES	SCHEDULE	OF SCHEDULE	RPI	RPI	RPI	RPI
DIV. I ONLY		6- 6	164	4-6	275	345	296	296	4	4
DIV. I NON-CONF.		6- 6	163	4-6	277	345	297	297	4	4
TOTALS	RPI 1-25		RPI 26-50		W-L RECORDS	RPI 51-100	RPI 101-150		RPI 150+	
6- 6	0- 0		0- 0		OVERALL	0- 0	0- 0		6- 6	
5- 3	0- 0		0- 0		HOME	0- 0	0- 0		5- 3	
0- 2	0- 0		0- 0		AWAY	0- 0	0- 0		0- 2	
1- 1	0- 0		0- 0		NEUTRAL	0- 0	0- 0		1- 1	
6- 6	0- 0		0- 0		NON-CONFERENCE	0- 0	0- 0		6- 6	
5- 3	0- 0		0- 0		HOME	0- 0	0- 0		5- 3	
0- 2	0- 0		0- 0		AWAY	0- 0	0- 0		0- 2	
1- 1	0- 0		0- 0		NEUTRAL	0- 0	0- 0		1- 1	
0- 0	0- 0		0- 0		CONFERENCE	0- 0	0- 0		0- 0	
0- 0	0- 0		0- 0		HOME	0- 0	0- 0		0- 0	
0- 0	0- 0		0- 0		AWAY	0- 0	0- 0		0- 0	
0- 0	0- 0		0- 0		NEUTRAL	0- 0	0- 0		0- 0	

RPI 1-25				RPI 26-50				RPI 51-100				RPI 101+				Team's RPI: 296	
RPI	S	Opponent	Score	RPI	S	Opponent	Score	RPI	S	Opponent	Score	RPI	S	Opponent	Score		
												151	H	Southeast Mo. St.	53	70	
												157	H	Louisiana	42	53	
												171	A	Texas Tech	48	84	
												173	H	Sam Houston St.	75	69	
												184	H	New Orleans	64	69	
												207	A	Southern Miss.	53	59	
												222	H	Louisiana Tech	76	53	
												266	H	Ga. Southern	69	66	
												293	N	Pittsburgh	50	58	
												319	N	Alcorn	73	55	
												337	H	Mississippi Val.	72	53	
												350	H	La.-Monroe	66	42	
LAST 10 Division I																	
				266	H	Ga. Southern	69 66					157	H	Louisiana	42	53	
				151	H	Southeast Mo. St.	53 70					173	H	Sam Houston St.	75	69	
				171	A	Texas Tech	48 84					222	H	Louisiana Tech	76	53	
				293	N	Pittsburgh	50 58					207	A	Southern Miss.	53	59	
				319	N	Alcorn	73 55					184	H	New Orleans	64	69	

Non-Div I Games:

Ole Miss

■ Loss, ■ Non-Conf, S Site, H Home A Away N Neutral

Average RPI Win:	279	WON-LOST	WINNING	LAST 10	STRENGTH OF	OPP. STRENGTH	TEAM	ADJ.	CONF.	ADJ CONF.
Average RPI Loss:	143	RECORD	PCT. RANK	GAMES	SCHEDULE	OF SCHEDULE	RPI	RPI	RPI	RPI
DIV. I ONLY	3- 8	266	3-7	142	255	279	279	17	17	
DIV. I NON-CONF.	3- 8	266	3-7	143	259	281	281	17	17	
TOTALS	RPI 1-25	RPI 26-50	W-L RECORDS	RPI 51-100	RPI 101-150	RPI 150+				
3- 8	0- 1	0- 1	OVERALL	0- 1	0- 1	3- 4				
2- 3	0- 1	0- 1	HOME	0- 0	0- 1	2- 0				
0- 4	0- 0	0- 0	AWAY	0- 1	0- 0	0- 3				
1- 1	0- 0	0- 0	NEUTRAL	0- 0	0- 0	1- 1				
3- 8	0- 1	0- 1	NON-CONFERENCE	0- 1	0- 1	3- 4				
2- 3	0- 1	0- 1	HOME	0- 0	0- 1	2- 0				
0- 4	0- 0	0- 0	AWAY	0- 1	0- 0	0- 3				
1- 1	0- 0	0- 0	NEUTRAL	0- 0	0- 0	1- 1				
0- 0	0- 0	0- 0	CONFERENCE	0- 0	0- 0	0- 0				
0- 0	0- 0	0- 0	HOME	0- 0	0- 0	0- 0				
0- 0	0- 0	0- 0	AWAY	0- 0	0- 0	0- 0				
0- 0	0- 0	0- 0	NEUTRAL	0- 0	0- 0	0- 0				

RPI S	Opponent	Score	RPI S	Opponent	Score	RPI S	Opponent	Score	RPI S	Opponent	Score	Team's RPI: 279
12	H Creighton	54 67	49	H UNI	45 81	51	A Kansas	48 63	136	H Cleveland St.	66 79	
									195	N VCU	66 74	
									215	A Kansas St.	48 73	
									227	H UMKC	57 53	
									234	A Northern Ky.	40 57	
									253	A Eastern Ill.	52 65	
									272	H Morgan St.	70 64	
									337	N Mississippi Val.	78 70	
LAST 10 Division I												
49	H UNI	45 81	136	H Cleveland St.	66 79							
253	A Eastern Ill.	52 65	234	A Northern Ky.	40 57							
227	H UMKC	57 53	272	H Morgan St.	70 64							
337	N Mississippi Val.	78 70	51	A Kansas	48 63							
195	N VCU	66 74	215	A Kansas St.	48 73							

Non-Div I Games: Peru St. 92 58 Graceland (IA) 85 46

Omaha

Loss, Non-Conf, S Site, H Home A Away N Neutral

Oral Roberts

Through Games Of Dec. 21, 2019

Average RPI Win:	165	WON-LOST	WINNING	LAST 10	STRENGTH OF	OPP. STRENGTH	TEAM	ADJ.	CONF.	ADJ CONF.
Average RPI Loss:	162	RECORD	PCT. RANK	GAMES	SCHEDULE	OF SCHEDULE	RPI	RPI	RPI	RPI
DIV. I ONLY	3- 8	266	2-8	54	301	214	214	17	17	
DIV. I NON-CONF.	3- 8	266	2-8	55	300	216	216	17	17	
TOTALS	RPI 1-25	RPI 26-50	W-L RECORDS	RPI 51-100	RPI 101-150	RPI 150+				
3- 8	0- 0	0- 1	OVERALL	0- 2	1- 0	2- 5				
3- 1	0- 0	0- 0	HOME	0- 0	1- 0	2- 1				
0- 7	0- 0	0- 1	AWAY	0- 2	0- 0	0- 4				
0- 0	0- 0	0- 0	NEUTRAL	0- 0	0- 0	0- 0				
3- 8	0- 0	0- 1	NON-CONFERENCE	0- 2	1- 0	2- 5				
3- 1	0- 0	0- 0	HOME	0- 0	1- 0	2- 1				
0- 7	0- 0	0- 1	AWAY	0- 2	0- 0	0- 4				
0- 0	0- 0	0- 0	NEUTRAL	0- 0	0- 0	0- 0				
0- 0	0- 0	0- 0	CONFERENCE	0- 0	0- 0	0- 0				
0- 0	0- 0	0- 0	HOME	0- 0	0- 0	0- 0				
0- 0	0- 0	0- 0	AWAY	0- 0	0- 0	0- 0				
0- 0	0- 0	0- 0	NEUTRAL	0- 0	0- 0	0- 0				

RPI 1-25				RPI 26-50				RPI 51-100				RPI 101+				Team's RPI: 214	
RPI	S	Opponent	Score	RPI	S	Opponent	Score	RPI	S	Opponent	Score	RPI	S	Opponent	Score		
				48	A	Arkansas	64 96	53	A	Oklahoma St.	44 78	135	H	Wichita St.	79 66		
								95	A	Nebraska	67 77	166	A	Southern Utah	58 72		
												173	H	Sam Houston St.	64 41		
												186	H	Texas St.	63 57		
												193	A	Utah	58 78		
												215	A	Kansas St.	69 109		
												256	A	Tulsa	65 67		
												268	H	Houston Baptist	73 74		
LAST 10 Division I																	
				95	A	Nebraska	67 77	53	A	Oklahoma St.	44 78						
				193	A	Utah	58 78	256	A	Tulsa	65 67						
				166	A	Southern Utah	58 72	215	A	Kansas St.	69 109						
				173	H	Sam Houston St.	64 41	48	A	Arkansas	64 96						
				268	H	Houston Baptist	73 74	135	H	Wichita St.	79 66						

Non-Div I Games: Cent. Christian (KS114 60

Oral Roberts

Loss, Non-Conf, S Site, H Home A Away N Neutral

Oregon

Through Games Of Dec. 21, 2019

Average RPI Win:	158	WON-LOST	WINNING	LAST 10	STRENGTH OF	OPP. STRENGTH	TEAM	ADJ.	CONF.	ADJ CONF.
Average RPI Loss:	4	RECORD	PCT. RANK	GAMES	SCHEDULE	OF SCHEDULE	RPI	RPI	RPI	RPI
DIV. I ONLY	10- 1	18	9-1	101	44	22	22	1	1	
DIV. I NON-CONF.	10- 1	18	9-1	99	43	22	22	1	1	
TOTALS	RPI 1-25	RPI 26-50	W-L RECORDS	RPI 51-100	RPI 101-150	RPI 150+				
10- 1	0- 1	0- 0	OVERALL	3- 0	2- 0	5- 0				
6- 0	0- 0	0- 0	HOME	1- 0	1- 0	4- 0				
2- 0	0- 0	0- 0	AWAY	1- 0	0- 0	1- 0				
2- 1	0- 1	0- 0	NEUTRAL	1- 0	1- 0	0- 0				
10- 1	0- 1	0- 0	NON-CONFERENCE	3- 0	2- 0	5- 0				
6- 0	0- 0	0- 0	HOME	1- 0	1- 0	4- 0				
2- 0	0- 0	0- 0	AWAY	1- 0	0- 0	1- 0				
2- 1	0- 1	0- 0	NEUTRAL	1- 0	1- 0	0- 0				
0- 0	0- 0	0- 0	CONFERENCE	0- 0	0- 0	0- 0				
0- 0	0- 0	0- 0	HOME	0- 0	0- 0	0- 0				
0- 0	0- 0	0- 0	AWAY	0- 0	0- 0	0- 0				
0- 0	0- 0	0- 0	NEUTRAL	0- 0	0- 0	0- 0				

RPI S	Opponent	Score	RPI S	Opponent	Score	RPI S	Opponent	Score	RPI S	Opponent	Score
4 N	Louisville	62 72				53 N	Oklahoma St.	89 72	102 N	UT Arlington	91 54
						80 H	Texas Southern	99 63	118 H	South Dakota St.	95 56
						97 A	Syracuse	81 64	188 H	Northeastern	89 47
									215 H	Kansas St.	89 51
									239 A	Long Beach St.	81 45
									244 H	Utah St.	109 52
									248 H	UC Riverside	84 41
LAST 10 Division I											
248 H	UC Riverside	84 41	215 H	Kansas St.	89 51						
239 A	Long Beach St.	81 45	97 A	Syracuse	81 64						
118 H	South Dakota St.	95 56	53 N	Oklahoma St.	89 72						
4 N	Louisville	62 72	80 H	Texas Southern	99 63						
102 N	UT Arlington	91 54	244 H	Utah St.	109 52						

Non-Div I Games:

Oregon

Loss, Non-Conf, S Site, H Home A Away N Neutral

Average RPI Win:	123	WON-LOST	WINNING	LAST 10	STRENGTH OF	OPP. STRENGTH	TEAM	ADJ.	CONF.	ADJ CONF.
Average RPI Loss:	0	RECORD	PCT. RANK	GAMES	SCHEDULE	OF SCHEDULE	RPI	RPI	RPI	RPI
DIV. I ONLY	11- 0	1	10-0	39	20	5	5	1	1	
DIV. I NON-CONF.	11- 0	1	10-0	40	19	5	5	1	1	
TOTALS	RPI 1-25		RPI 26-50	W-L RECORDS	RPI 51-100	RPI 101-150	RPI 150+			
11- 0	2- 0		1- 0	OVERALL	1- 0	2- 0	5- 0			
7- 0	2- 0		0- 0	HOME	1- 0	0- 0	4- 0			
1- 0	0- 0		1- 0	AWAY	0- 0	0- 0	0- 0			
3- 0	0- 0		0- 0	NEUTRAL	0- 0	2- 0	1- 0			
11- 0	2- 0		1- 0	NON-CONFERENCE	1- 0	2- 0	5- 0			
7- 0	2- 0		0- 0	HOME	1- 0	0- 0	4- 0			
1- 0	0- 0		1- 0	AWAY	0- 0	0- 0	0- 0			
3- 0	0- 0		0- 0	NEUTRAL	0- 0	2- 0	1- 0			
0- 0	0- 0		0- 0	CONFERENCE	0- 0	0- 0	0- 0			
0- 0	0- 0		0- 0	HOME	0- 0	0- 0	0- 0			
0- 0	0- 0		0- 0	AWAY	0- 0	0- 0	0- 0			
0- 0	0- 0		0- 0	NEUTRAL	0- 0	0- 0	0- 0			

RPI 1-25				RPI 26-50				RPI 51-100				RPI 101+			
RPI	S	Opponent	Score	RPI	S	Opponent	Score	RPI	S	Opponent	Score	RPI	S	Opponent	Score
3	H	Missouri St.	80 69	32	A	Miami (FL)	75 53	78	H	Pacific	69 57	112	N	Liberty	68 55
8	H	DePaul	98 77									120	N	BYU	65 34
												157	H	Hawaii	64 32
												166	H	Southern Utah	95 45
												213	H	UC Irvine	86 57
												224	N	Northern Ariz.	91 57
												244	H	Utah St.	75 46
LAST 10 Division I															
				224	N	Northern Ariz.	91 57	120	N	BYU	65 34				
				244	H	Utah St.	75 46	166	H	Southern Utah	95 45				
				157	H	Hawaii	64 32	3	H	Missouri St.	80 69				
				112	N	Liberty	68 55	8	H	DePaul	98 77				
				32	A	Miami (FL)	75 53	78	H	Pacific	69 57				

Non-Div I Games:

Oregon St.

Average RPI Win:	223	WON-LOST	WINNING	LAST 10	STRENGTH OF	OPP. STRENGTH	TEAM	ADJ.	CONF.	ADJ CONF.
Average RPI Loss:	79	RECORD	PCT. RANK	GAMES	SCHEDULE	OF SCHEDULE	RPI	RPI	RPI	RPI
DIV. I ONLY	7- 4	99	6-4	139	103	78	78	12	12	
DIV. I NON-CONF.	7- 4	100	6-4	139	103	78	78	12	12	
TOTALS	RPI 1-25	RPI 26-50	W-L RECORDS	RPI 51-100	RPI 101-150	RPI 150+				
7- 4	0- 2	0- 0	OVERALL	1- 1	0- 0	6- 1				
4- 0	0- 0	0- 0	HOME	0- 0	0- 0	4- 0				
2- 3	0- 2	0- 0	AWAY	1- 1	0- 0	1- 0				
1- 1	0- 0	0- 0	NEUTRAL	0- 0	0- 0	1- 1				
7- 4	0- 2	0- 0	NON-CONFERENCE	1- 1	0- 0	6- 1				
4- 0	0- 0	0- 0	HOME	0- 0	0- 0	4- 0				
2- 3	0- 2	0- 0	AWAY	1- 1	0- 0	1- 0				
1- 1	0- 0	0- 0	NEUTRAL	0- 0	0- 0	1- 1				
0- 0	0- 0	0- 0	CONFERENCE	0- 0	0- 0	0- 0				
0- 0	0- 0	0- 0	HOME	0- 0	0- 0	0- 0				
0- 0	0- 0	0- 0	AWAY	0- 0	0- 0	0- 0				
0- 0	0- 0	0- 0	NEUTRAL	0- 0	0- 0	0- 0				

RPI 1-25				RPI 26-50				RPI 51-100 Team's RPI: 78				RPI 101+			
RPI	S	Opponent	Score	RPI	S	Opponent	Score	RPI	S	Opponent	Score	RPI	S	Opponent	Score
5	A	Oregon St.	57 69					62	A	Drexel	58 51	182	H	SMU	77 49
17	A	UCLA	57 68					99	A	CSU Bakersfield	70 80	194	N	Toledo	65 66
												227	H	UMKC	89 60
												255	N	St. Francis Brooklyn	71 62
												265	H	Weber St.	76 53
												280	A	UC Santa Barbara	63 53
												287	H	Indiana St.	83 66
LAST 10 Division I															
255	N	St. Francis Brooklyn	71 62	194	N	Toledo	65 66								
17	A	UCLA	57 68	287	H	Indiana St.	83 66								
99	A	CSU Bakersfield	70 80	265	H	Weber St.	76 53								
280	A	UC Santa Barbara	63 53	62	A	Drexel	58 51								
182	H	SMU	77 49	5	A	Oregon St.	57 69								

Non-Div I Games:

Pacific

Average RPI Win:	214	WON-LOST	WINNING	LAST 10	STRENGTH OF	OPP. STRENGTH	TEAM	ADJ.	CONF.	ADJ CONF.
Average RPI Loss:	24	RECORD	PCT. RANK	GAMES	SCHEDULE	OF SCHEDULE	RPI	RPI	RPI	RPI
DIV. I ONLY	8- 1	31	8-1	323	15	88	88	10	10	
DIV. I NON-CONF.	8- 1	31	8-1	323	14	88	88	10	10	
TOTALS	RPI 1-25	RPI 26-50	W-L RECORDS	RPI 51-100	RPI 101-150	RPI 150+				
8- 1	0- 1	0- 0	OVERALL	1- 0	1- 0	6- 0				
5- 0	0- 0	0- 0	HOME	1- 0	0- 0	4- 0				
3- 1	0- 1	0- 0	AWAY	0- 0	1- 0	2- 0				
0- 0	0- 0	0- 0	NEUTRAL	0- 0	0- 0	0- 0				
8- 1	0- 1	0- 0	NON-CONFERENCE	1- 0	1- 0	6- 0				
5- 0	0- 0	0- 0	HOME	1- 0	0- 0	4- 0				
3- 1	0- 1	0- 0	AWAY	0- 0	1- 0	2- 0				
0- 0	0- 0	0- 0	NEUTRAL	0- 0	0- 0	0- 0				
0- 0	0- 0	0- 0	CONFERENCE	0- 0	0- 0	0- 0				
0- 0	0- 0	0- 0	HOME	0- 0	0- 0	0- 0				
0- 0	0- 0	0- 0	AWAY	0- 0	0- 0	0- 0				
0- 0	0- 0	0- 0	NEUTRAL	0- 0	0- 0	0- 0				

RPI 1-25				RPI 26-50				RPI 51-100 Team's RPI: 88				RPI 101+			
RPI	S	Opponent	Score	RPI	S	Opponent	Score	RPI	S	Opponent	Score	RPI	S	Opponent	Score
24	A	Duke	50 66					62	H	Drexel	53 49	148	A	Saint Joseph's	55 45
												175	A	La Salle	65 49
												200	H	Iona	74 42
												218	H	Stetson	81 41
												284	H	Siena	92 44
												304	A	NJIT	85 51
												317	H	Hartford	74 46
LAST 10 Division I															
218	H	Stetson	81 41	62	H	Drexel	53 49								
175	A	La Salle	65 49	200	H	Iona	74 42								
317	H	Hartford	74 46	304	A	NJIT	85 51								
24	A	Duke	50 66	284	H	Siena	92 44								
148	A	Saint Joseph's	55 45												

Non-Div I Games:

Penn

Pennst.

P
e
n
n
s
t
.

Penn St.

Page 224

Pepperdine

Through Games Of Dec. 21, 2019

Average RPI Win:	289	WON-LOST	WINNING	LAST 10	STRENGTH OF	OPP. STRENGTH	TEAM	ADJ.	CONF.	ADJ CONF.
Average RPI Loss:	170	RECORD	PCT. RANK	GAMES	SCHEDULE	OF SCHEDULE	RPI	RPI	RPI	RPI
DIV. I ONLY	4- 3	138	4-3	344	97	295	295	12	12	
DIV. I NON-CONF.	4- 3	136	4-3	345	98	296	296	12	12	
TOTALS	RPI 1-25	RPI 26-50	W-L RECORDS	RPI 51-100	RPI 101-150	RPI 150+				
4- 3	0- 0	0- 0	OVERALL	0- 1	0- 0	4- 2				
2- 2	0- 0	0- 0	HOME	0- 0	0- 0	2- 2				
2- 1	0- 0	0- 0	AWAY	0- 1	0- 0	2- 0				
0- 0	0- 0	0- 0	NEUTRAL	0- 0	0- 0	0- 0				
4- 3	0- 0	0- 0	NON-CONFERENCE	0- 1	0- 0	4- 2				
2- 2	0- 0	0- 0	HOME	0- 0	0- 0	2- 2				
2- 1	0- 0	0- 0	AWAY	0- 1	0- 0	2- 0				
0- 0	0- 0	0- 0	NEUTRAL	0- 0	0- 0	0- 0				
0- 0	0- 0	0- 0	CONFERENCE	0- 0	0- 0	0- 0				
0- 0	0- 0	0- 0	HOME	0- 0	0- 0	0- 0				
0- 0	0- 0	0- 0	AWAY	0- 0	0- 0	0- 0				
0- 0	0- 0	0- 0	NEUTRAL	0- 0	0- 0	0- 0				

RPI 1-25				RPI 26-50				RPI 51-100				RPI 101+ Team's RPI: 295					
RPI	S	Opponent	Score	RPI	S	Opponent	Score	RPI	S	Opponent	Score	RPI	S	Opponent	Score		
								92	A	Washington St.	48	85	157	H	Hawaii	51	52
													247	A	Eastern Wash.	53	52
													260	H	UNLV	44	69
													273	H	UC Davis	70	67
													316	A	New Mexico St.	72	69
													318	H	Cal Poly	63	53
LAST 10 Division I																	
				247	A	Eastern Wash.	53	52	273	H	UC Davis	70	67				
				316	A	New Mexico St.	72	69	260	H	UNLV	44	69				
				157	H	Hawaii	51	52									
				318	H	Cal Poly	63	53									
				92	A	Washington St.	48	85									

Non-Div I Games: Concordia (CA) 76 57 Cal St. L.A. 79 56

Pepperdine

Loss, Non-Conf, S Site, H Home A Away N Neutral

Pittsburgh

Through Games Of Dec. 21, 2019

Average RPI Win:	320	WON-LOST	WINNING	LAST 10	STRENGTH OF	OPP. STRENGTH	TEAM	ADJ.	CONF.	ADJ CONF.
Average RPI Loss:	139	RECORD	PCT. RANK	GAMES	SCHEDULE	OF SCHEDULE	RPI	RPI	RPI	RPI
DIV. I ONLY	3- 8	266	3-7	164	317	293	293	3	3	
DIV. I NON-CONF.	3- 8	266	3-7	168	316	295	295	3	3	
TOTALS	RPI 1-25	RPI 26-50	W-L RECORDS	RPI 51-100	RPI 101-150	RPI 150+				
3- 8	0- 0	0- 0	OVERALL	0- 2	0- 4	3- 2				
2- 4	0- 0	0- 0	HOME	0- 1	0- 2	2- 1				
0- 3	0- 0	0- 0	AWAY	0- 1	0- 1	0- 1				
1- 1	0- 0	0- 0	NEUTRAL	0- 0	0- 1	1- 0				
3- 8	0- 0	0- 0	NON-CONFERENCE	0- 2	0- 4	3- 2				
2- 4	0- 0	0- 0	HOME	0- 1	0- 2	2- 1				
0- 3	0- 0	0- 0	AWAY	0- 1	0- 1	0- 1				
1- 1	0- 0	0- 0	NEUTRAL	0- 0	0- 1	1- 0				
0- 0	0- 0	0- 0	CONFERENCE	0- 0	0- 0	0- 0				
0- 0	0- 0	0- 0	HOME	0- 0	0- 0	0- 0				
0- 0	0- 0	0- 0	AWAY	0- 0	0- 0	0- 0				
0- 0	0- 0	0- 0	NEUTRAL	0- 0	0- 0	0- 0				

RPI 1-25				RPI 26-50				RPI 51-100				RPI 101+				Team's RPI: 293
RPI	S	Opponent	Score	RPI	S	Opponent	Score	RPI	S	Opponent	Score	RPI	S	Opponent	Score	
								83	A	UCF	58 74	116	N	Ohio	50 72	
								93	H	Duquesne	62 81	117	H	Stony Brook	56 59	
												122	A	Cincinnati	53 69	
												125	H	Miami (OH)	71 80	
												221	A	Penn St.	73 78	
												232	H	Georgetown	56 66	
												296	N	Ole Miss	58 50	
												329	H	Fairleigh Dickinson	69 60	
												335	H	Central Conn. St.	81 73	
LAST 10 Division I																
				116	N	Ohio	50 72					122	A	Cincinnati	53 69	
				93	H	Duquesne	62 81					125	H	Miami (OH)	71 80	
				329	H	Fairleigh Dickinson	69 60					117	H	Stony Brook	56 59	
				232	H	Georgetown	56 66					221	A	Penn St.	73 78	
				335	H	Central Conn. St.	81 73					296	N	Ole Miss	58 50	

Non-Div I Games:

Pittsburgh

Average RPI Win:	251	WON-LOST	WINNING	LAST 10	STRENGTH OF	OPP. STRENGTH	TEAM	ADJ.	CONF.	ADJ CONF.
Average RPI Loss:	144	RECORD	PCT. RANK	GAMES	SCHEDULE	OF SCHEDULE	RPI	RPI	RPI	RPI
DIV. I ONLY	5- 4	142	5-4	212	266	187	187	12	12	
DIV. I NON-CONF.	5- 4	139	5-4	215	267	185	185	12	12	
TOTALS	RPI 1-25	RPI 26-50	W-L RECORDS	RPI 51-100	RPI 101-150	RPI 150+				
5- 4	0- 0	0- 0	OVERALL	0- 2	0- 0	5- 2				
2- 3	0- 0	0- 0	HOME	0- 2	0- 0	2- 1				
3- 1	0- 0	0- 0	AWAY	0- 0	0- 0	3- 1				
0- 0	0- 0	0- 0	NEUTRAL	0- 0	0- 0	0- 0				
5- 4	0- 0	0- 0	NON-CONFERENCE	0- 2	0- 0	5- 2				
2- 3	0- 0	0- 0	HOME	0- 2	0- 0	2- 1				
3- 1	0- 0	0- 0	AWAY	0- 0	0- 0	3- 1				
0- 0	0- 0	0- 0	NEUTRAL	0- 0	0- 0	0- 0				
0- 0	0- 0	0- 0	CONFERENCE	0- 0	0- 0	0- 0				
0- 0	0- 0	0- 0	HOME	0- 0	0- 0	0- 0				
0- 0	0- 0	0- 0	AWAY	0- 0	0- 0	0- 0				
0- 0	0- 0	0- 0	NEUTRAL	0- 0	0- 0	0- 0				

RPI 1-25				RPI 26-50				RPI 51-100				RPI 101+				Team's RPI: 187	
RPI	S	Opponent	Score	RPI	S	Opponent	Score	RPI	S	Opponent	Score	RPI	S	Opponent	Score		
								77	H	Loyola Chicago	64	78	167	H	Portland St.	71	77
								87	H	Abilene Christian	69	76	170	H	Fresno St.	75	64
													244	A	Utah St.	70	64
													245	A	CSUN	64	73
													264	H	Grand Canyon	73	41
													265	A	Weber St.	78	59
													312	A	Air Force	72	56
LAST 10 Division I																	
				245	A	CSUN	64	73		167	H	Portland St.	71	77			
				170	H	Fresno St.	75	64		264	H	Grand Canyon	73	41			
				265	A	Weber St.	78	59		77	H	Loyola Chicago	64	78			
				244	A	Utah St.	70	64		87	H	Abilene Christian	69	76			
										312	A	Air Force	72	56			

Non-Div I Games: Warner Pacific 78 36 Willamette 82 42

Portland

Loss, Non-Conf, S Site, H Home A Away N Neutral

Average RPI Win:	249	WON-LOST	WINNING	LAST 10	STRENGTH OF	OPP. STRENGTH	TEAM	ADJ.	CONF.	ADJ CONF.
Average RPI Loss:	161	RECORD	PCT. RANK	GAMES	SCHEDULE	OF SCHEDULE	RPI	RPI	RPI	RPI
DIV. I ONLY	5- 4	142	5-4	241	221	167	167	19	19	
DIV. I NON-CONF.	5- 4	139	5-4	243	224	168	168	19	19	
TOTALS	RPI 1-25	RPI 26-50	W-L RECORDS	RPI 51-100	RPI 101-150	RPI 150+				
5- 4	0- 0	0- 0	OVERALL	0- 1	0- 1	5- 2				
2- 1	0- 0	0- 0	HOME	0- 0	0- 1	2- 0				
3- 2	0- 0	0- 0	AWAY	0- 1	0- 0	3- 1				
0- 1	0- 0	0- 0	NEUTRAL	0- 0	0- 0	0- 1				
5- 4	0- 0	0- 0	NON-CONFERENCE	0- 1	0- 1	5- 2				
2- 1	0- 0	0- 0	HOME	0- 0	0- 1	2- 0				
3- 2	0- 0	0- 0	AWAY	0- 1	0- 0	3- 1				
0- 1	0- 0	0- 0	NEUTRAL	0- 0	0- 0	0- 1				
0- 0	0- 0	0- 0	CONFERENCE	0- 0	0- 0	0- 0				
0- 0	0- 0	0- 0	HOME	0- 0	0- 0	0- 0				
0- 0	0- 0	0- 0	AWAY	0- 0	0- 0	0- 0				
0- 0	0- 0	0- 0	NEUTRAL	0- 0	0- 0	0- 0				

RPI 1-25			RPI 26-50			RPI 51-100			RPI 101+			Team's RPI: 167
RPI	S	Opponent	Score	RPI	S	Opponent	Score	RPI	S	Opponent	Score	
						74 A Boise St.	57 82			129 H Tennessee	61 88	
										187 A Portland	77 71	
										213 A UC Irvine	70 61	
										213 N UC Irvine	75 83	
										227 A UMKC	69 87	
										264 H Grand Canyon	69 46	
										273 A UC Davis	76 70	
										308 H Nevada	80 75	
LAST 10 Division I												
						129 H Tennessee	61 88			187 A Portland	77 71	
						213 N UC Irvine	75 83			264 H Grand Canyon	69 46	
						227 A UMKC	69 87			213 A UC Irvine	70 61	
						74 A Boise St.	57 82			273 A UC Davis	76 70	
										308 H Nevada	80 75	

Non-Div I Games: Multnomah 104 48

Portland St.

Average RPI Win:	0	WON-LOST	WINNING	LAST 10	STRENGTH OF	OPP. STRENGTH	TEAM	ADJ.	CONF.	ADJ CONF.
Average RPI Loss:	125	RECORD	PCT. RANK	GAMES	SCHEDULE	OF SCHEDULE	RPI	RPI	RPI	RPI
DIV. I ONLY	0- 9	338	0-9	4	319	230	230	27	27	
DIV. I NON-CONF.	0- 9	338	0-9	4	319	231	231	27	27	
TOTALS	RPI 1-25	RPI 26-50	W-L RECORDS	RPI 51-100	RPI 101-150	RPI 150+				
0- 9	0- 1	0- 1	OVERALL	0- 2	0- 1	0- 4				
0- 1	0- 0	0- 0	HOME	0- 0	0- 0	0- 1				
0- 6	0- 1	0- 1	AWAY	0- 2	0- 0	0- 2				
0- 2	0- 0	0- 0	NEUTRAL	0- 0	0- 1	0- 1				
0- 9	0- 1	0- 1	NON-CONFERENCE	0- 2	0- 1	0- 4				
0- 1	0- 0	0- 0	HOME	0- 0	0- 0	0- 1				
0- 6	0- 1	0- 1	AWAY	0- 2	0- 0	0- 2				
0- 2	0- 0	0- 0	NEUTRAL	0- 0	0- 1	0- 1				
0- 0	0- 0	0- 0	CONFERENCE	0- 0	0- 0	0- 0				
0- 0	0- 0	0- 0	HOME	0- 0	0- 0	0- 0				
0- 0	0- 0	0- 0	AWAY	0- 0	0- 0	0- 0				
0- 0	0- 0	0- 0	NEUTRAL	0- 0	0- 0	0- 0				

RPI 1-25				RPI 26-50				RPI 51-100				RPI 101+ Team's RPI: 230			
RPI	S	Opponent	Score	RPI	S	Opponent	Score	RPI	S	Opponent	Score	RPI	S	Opponent	Score
10	A	Texas A&M	38 80	39	A	Oklahoma	48 94	57	A	Arizona	48 83	125	N	Miami (OH)	52 65
								86	A	Wisconsin	42 68	171	A	Texas Tech	48 82
												189	H	Florida	44 51
												202	A	Rice	55 77
												249	N	A&M-Corpus Christi	52 64
LAST 10 Division I															
86	A	Wisconsin	42 68	202	A	Rice	55 77								
171	A	Texas Tech	48 82	189	H	Florida	44 51								
125	N	Miami (OH)	52 65	10	A	Texas A&M	38 80								
39	A	Oklahoma	48 94	57	A	Arizona	48 83								
				249	N	A&M-Corpus Christi	52 64								

Non-Div I Games: Wiley 75 42 Tex. A&M-Kingsville85 55

Presbyterian

Through Games Of Dec. 21, 2019

Average RPI Win:	324	WON-LOST	WINNING	LAST 10	STRENGTH OF	OPP. STRENGTH	TEAM	ADJ.	CONF.	ADJ CONF.
Average RPI Loss:	186	RECORD	PCT. RANK	GAMES	SCHEDULE	OF SCHEDULE	RPI	RPI	RPI	RPI
DIV. I ONLY	2- 5	263	2-5	190	346	271	271	28	28	
DIV. I NON-CONF.	2- 5	260	2-5	191	346	271	271	28	28	
TOTALS	RPI 1-25	RPI 26-50	W-L RECORDS	RPI 51-100	RPI 101-150	RPI 150+				
2- 5	0- 0	0- 1	OVERALL	0- 0	0- 1	2- 3				
1- 1	0- 0	0- 0	HOME	0- 0	0- 0	1- 1				
1- 4	0- 0	0- 1	AWAY	0- 0	0- 1	1- 2				
0- 0	0- 0	0- 0	NEUTRAL	0- 0	0- 0	0- 0				
2- 5	0- 0	0- 1	NON-CONFERENCE	0- 0	0- 1	2- 3				
1- 1	0- 0	0- 0	HOME	0- 0	0- 0	1- 1				
1- 4	0- 0	0- 1	AWAY	0- 0	0- 1	1- 2				
0- 0	0- 0	0- 0	NEUTRAL	0- 0	0- 0	0- 0				
0- 0	0- 0	0- 0	CONFERENCE	0- 0	0- 0	0- 0				
0- 0	0- 0	0- 0	HOME	0- 0	0- 0	0- 0				
0- 0	0- 0	0- 0	AWAY	0- 0	0- 0	0- 0				
0- 0	0- 0	0- 0	NEUTRAL	0- 0	0- 0	0- 0				

RPI 1-25			RPI 26-50			RPI 51-100			RPI 101+			Team's RPI: 271
RPI	S	Opponent	Score	RPI	S	Opponent	Score	RPI	S	Opponent	Score	
				50	A	West Virginia	40 56					
								115	A	Illinois	52 71	
								189	A	Florida	46 60	
								288	A	Wofford	60 67	
								290	H	UNCW	60 70	
								298	H	Col. of Charleston	58 54	
								349	A	South Carolina St.	70 49	
LAST 10 Division I												
290	H	UNCW	60 70	298	H	Col. of Charleston	58 54					
115	A	Illinois	52 71	189	A	Florida	46 60					
288	A	Wofford	60 67	50	A	West Virginia	40 56					
				349	A	South Carolina St.	70 49					

Non-Div I Games: William Peace 72 35 Brevard 74 45

Presbyterian

Loss, Non-Conf, S Site, H Home A Away N Neutral

Average RPI Win:	145	WON-LOST	WINNING	LAST 10	STRENGTH OF	OPP. STRENGTH	TEAM	ADJ.	CONF.	ADJ CONF.
Average RPI Loss:	15	RECORD	PCT. RANK	GAMES	SCHEDULE	OF SCHEDULE	RPI	RPI	RPI	RPI
DIV. I ONLY	11- 1	11	9-1	61	46	11	11	10	10	
DIV. I NON-CONF.	11- 1	11	9-1	61	45	11	11	10	10	
TOTALS	RPI 1-25	RPI 26-50	W-L RECORDS	RPI 51-100	RPI 101-150	RPI 150+				
11- 1	0- 1	2- 0	OVERALL	3- 0	1- 0	5- 0				
6- 0	0- 0	1- 0	HOME	0- 0	1- 0	4- 0				
5- 1	0- 1	1- 0	AWAY	3- 0	0- 0	1- 0				
0- 0	0- 0	0- 0	NEUTRAL	0- 0	0- 0	0- 0				
11- 1	0- 1	2- 0	NON-CONFERENCE	3- 0	1- 0	5- 0				
6- 0	0- 0	1- 0	HOME	0- 0	1- 0	4- 0				
5- 1	0- 1	1- 0	AWAY	3- 0	0- 0	1- 0				
0- 0	0- 0	0- 0	NEUTRAL	0- 0	0- 0	0- 0				
0- 0	0- 0	0- 0	CONFERENCE	0- 0	0- 0	0- 0				
0- 0	0- 0	0- 0	HOME	0- 0	0- 0	0- 0				
0- 0	0- 0	0- 0	AWAY	0- 0	0- 0	0- 0				
0- 0	0- 0	0- 0	NEUTRAL	0- 0	0- 0	0- 0				

RPI 1-25				Team's RPI: 11		RPI 26-50				RPI 51-100				RPI 101+			
RPI	S	Opponent	Score	RPI	S	Opponent	Score	RPI	S	Opponent	Score	RPI	S	Opponent	Score		
15	A	Iowa	75 77	31	A	Saint Louis	66 50	68	A	Seton Hall	78 76	109	H	Rider	80 47		
				43	H	FGCU	67 53	79	A	Marist	62 50	181	A	Missouri	68 33		
								89	A	George Washington	75 50	201	H	Monmouth	52 40		
												221	H	Penn St.	72 55		
												255	H	St. Francis Brooklyn	76 44		
												317	H	Hartford	73 42		
LAST 10 Division I																	
181	A	Missouri	68 33	31	A	Saint Louis	66 50	201	H	Monmouth	52 40						
221	H	Penn St.	72 55					15	A	Iowa	75 77						
317	H	Hartford	73 42					43	H	FGCU	67 53						
79	A	Marist	62 50					68	A	Seton Hall	78 76						
255	H	St. Francis Brooklyn	76 44														

Non-Div I Games:

Princeton

Providence

Through Games Of Dec. 21, 2019

Average RPI Win:	217	WON-LOST	WINNING	LAST 10	STRENGTH OF	OPP. STRENGTH	TEAM	ADJ.	CONF.	ADJ CONF.
Average RPI Loss:	97	RECORD	PCT. RANK	GAMES	SCHEDULE	OF SCHEDULE	RPI	RPI	RPI	RPI
DIV. I ONLY	9- 3	61	8-2	204	197	65	65	5	5	
DIV. I NON-CONF.	9- 3	60	8-2	207	198	66	66	5	5	
TOTALS	RPI 1-25	RPI 26-50	W-L RECORDS	RPI 51-100	RPI 101-150	RPI 150+				
9- 3	0- 0	0- 0	OVERALL	1- 2	0- 0	8- 1				
2- 0	0- 0	0- 0	HOME	1- 0	0- 0	1- 0				
5- 2	0- 0	0- 0	AWAY	0- 1	0- 0	5- 1				
2- 1	0- 0	0- 0	NEUTRAL	0- 1	0- 0	2- 0				
9- 3	0- 0	0- 0	NON-CONFERENCE	1- 2	0- 0	8- 1				
2- 0	0- 0	0- 0	HOME	1- 0	0- 0	1- 0				
5- 2	0- 0	0- 0	AWAY	0- 1	0- 0	5- 1				
2- 1	0- 0	0- 0	NEUTRAL	0- 1	0- 0	2- 0				
0- 0	0- 0	0- 0	CONFERENCE	0- 0	0- 0	0- 0				
0- 0	0- 0	0- 0	HOME	0- 0	0- 0	0- 0				
0- 0	0- 0	0- 0	AWAY	0- 0	0- 0	0- 0				
0- 0	0- 0	0- 0	NEUTRAL	0- 0	0- 0	0- 0				

RPI 1-25			RPI 26-50			RPI 51-100			Team's RPI: 65	RPI 101+		
RPI	S	Opponent	Score	RPI	S	Opponent	Score	RPI	S	Opponent	Score	
								60	A	Yale	79	82
								72	N	Ball St.	51	52
								91	H	Boston College	76	60
										160	A	New Mexico
										161	N	Rhode Island
										165	A	Massachusetts
										193	A	Utah
										201	A	Monmouth
										250	H	UMass Lowell
										270	N	LMU (CA)
										309	A	Bryant
										317	A	Hartford
LAST 10 Division I												
								72	N	Ball St.	51	52
								160	A	New Mexico	68	86
								193	A	Utah	67	60
								161	N	Rhode Island	58	51
								309	A	Bryant	76	32
								270	N	LMU (CA)	48	45
								250	H	UMass Lowell	63	38
								201	A	Monmouth	68	52
								91	H	Boston College	76	60
								317	A	Hartford	75	57

Non-Div I Games:

Providence

Loss, Non-Conf, S Site, H Home A Away N Neutral

Average RPI Win:	122	WON-LOST	WINNING	LAST 10	STRENGTH OF	OPP. STRENGTH	TEAM	ADJ.	CONF.	ADJ CONF.
Average RPI Loss:	13	RECORD	PCT. RANK	GAMES	SCHEDULE	OF SCHEDULE	RPI	RPI	RPI	RPI
DIV. I ONLY	9- 3	61	7-3	33	17	18	18	2	2	
DIV. I NON-CONF.	9- 3	60	7-3	33	16	18	18	2	2	
TOTALS	RPI 1-25	RPI 26-50	W-L RECORDS	RPI 51-100	RPI 101-150	RPI 150+				
9- 3	0- 2	2- 1	OVERALL	2- 0	1- 0	4- 0				
6- 0	0- 0	1- 0	HOME	1- 0	1- 0	3- 0				
1- 2	0- 1	0- 1	AWAY	0- 0	0- 0	1- 0				
2- 1	0- 1	1- 0	NEUTRAL	1- 0	0- 0	0- 0				
9- 3	0- 2	2- 1	NON-CONFERENCE	2- 0	1- 0	4- 0				
6- 0	0- 0	1- 0	HOME	1- 0	1- 0	3- 0				
1- 2	0- 1	0- 1	AWAY	0- 0	0- 0	1- 0				
2- 1	0- 1	1- 0	NEUTRAL	1- 0	0- 0	0- 0				
0- 0	0- 0	0- 0	CONFERENCE	0- 0	0- 0	0- 0				
0- 0	0- 0	0- 0	HOME	0- 0	0- 0	0- 0				
0- 0	0- 0	0- 0	AWAY	0- 0	0- 0	0- 0				
0- 0	0- 0	0- 0	NEUTRAL	0- 0	0- 0	0- 0				

RPI 1-25				Team's RPI: 18				RPI 26-50				RPI 51-100				RPI 101+			
RPI	S	Opponent	Score					RPI	S	Opponent	Score					RPI	S	Opponent	Score
6	N	Gonzaga	50	63				26	A	Virginia Tech	54	67				54	N	Arizona St.	59 52
7	A	South Carolina	49	85				29	N	Drake	67	47				66	H	Kent St.	77 64
								33	H	Western Ky.	67	50						Bowling Green	81 74
																		Northern Ill.	68 63
																		Milwaukee	68 55
																		Western Ill.	66 59
																		Chattanooga	66 34
LAST 10 Division I																			
33	H	Western Ky.	67	50				111	H	Bowling Green	81	74							
7	A	South Carolina	49	85				54	N	Arizona St.	59	52							
66	H	Kent St.	77	64				29	N	Drake	67	47							
26	A	Virginia Tech	54	67				154	H	Northern Ill.	68	63							
6	N	Gonzaga	50	63				228	H	Western Ill.	66	59							

Non-Div I Games:

Purdue

Average RPI Win:	329	WON-LOST	WINNING	LAST 10	STRENGTH OF	OPP. STRENGTH	TEAM	ADJ.	CONF.	ADJ CONF.
Average RPI Loss:	154	RECORD	PCT. RANK	GAMES	SCHEDULE	OF SCHEDULE	RPI	RPI	RPI	RPI
DIV. I ONLY	2- 8	301	2-8	261	231	324	324	17	17	
DIV. I NON-CONF.	2- 8	300	2-8	266	234	323	323	17	17	
TOTALS	RPI 1-25	RPI 26-50	W-L RECORDS	RPI 51-100	RPI 101-150	RPI 150+				
2- 8	0- 0	0- 0	OVERALL	0- 2	0- 1	2- 5				
2- 2	0- 0	0- 0	HOME	0- 1	0- 0	2- 1				
0- 3	0- 0	0- 0	AWAY	0- 0	0- 1	0- 2				
0- 3	0- 0	0- 0	NEUTRAL	0- 1	0- 0	0- 2				
2- 8	0- 0	0- 0	NON-CONFERENCE	0- 2	0- 1	2- 5				
2- 2	0- 0	0- 0	HOME	0- 1	0- 0	2- 1				
0- 3	0- 0	0- 0	AWAY	0- 0	0- 1	0- 2				
0- 3	0- 0	0- 0	NEUTRAL	0- 1	0- 0	0- 2				
0- 0	0- 0	0- 0	CONFERENCE	0- 0	0- 0	0- 0				
0- 0	0- 0	0- 0	HOME	0- 0	0- 0	0- 0				
0- 0	0- 0	0- 0	AWAY	0- 0	0- 0	0- 0				
0- 0	0- 0	0- 0	NEUTRAL	0- 0	0- 0	0- 0				

RPI 1-25			RPI 26-50			RPI 51-100			RPI 101+			Team's RPI: 324
RPI	S	Opponent	Score	RPI	S	Opponent	Score	RPI	S	Opponent	Score	
						66 N Kent St.	67 75	118 A Akron		53 64		
						72 H Ball St.	52 83	151 H Southeast Mo. St.		48 58		
								171 N Texas Tech		48 82		
								196 A Eastern Mich.		40 64		
								201 N Monmouth		46 60		
								259 A SIUE		53 57		
								325 H UIC		61 50		
								333 H Evansville		67 64		
LAST 10 Division I												
196 A Eastern Mich.		40 64	333 H Evansville		67 64							
259 A SIUE		53 57	66 N Kent St.		67 75							
201 N Monmouth		46 60	118 A Akron		53 64							
171 N Texas Tech		48 82	72 H Ball St.		52 83							
151 H Southeast Mo. St.		48 58	325 H UIC		61 50							

Non-Div I Games: Heidelberg 82 55 Purdue Northwest 73 50

Purdue Fort Wayne

Loss, Non-Conf, S Site, H Home A Away N Neutral

Quinnipiac

Through Games Of Dec. 21, 2019

Average RPI Win:	131	WON-LOST	WINNING	LAST 10	STRENGTH OF	OPP. STRENGTH	TEAM	ADJ.	CONF.	ADJ CONF.
Average RPI Loss:	77	RECORD	PCT. RANK	GAMES	SCHEDULE	OF SCHEDULE	RPI	RPI	RPI	RPI
DIV. I ONLY	2- 6	271	2-6	20	140	178	178	23	23	
DIV. I NON-CONF.	2- 6	271	2-6	20	142	177	177	23	23	
TOTALS	RPI 1-25	RPI 26-50	W-L RECORDS	RPI 51-100	RPI 101-150	RPI 150+				
2- 6	0- 0	0- 1	OVERALL	1- 4	0- 1	1- 0				
2- 3	0- 0	0- 0	HOME	1- 2	0- 1	1- 0				
0- 3	0- 0	0- 1	AWAY	0- 2	0- 0	0- 0				
0- 0	0- 0	0- 0	NEUTRAL	0- 0	0- 0	0- 0				
2- 6	0- 0	0- 1	NON-CONFERENCE	1- 4	0- 1	1- 0				
2- 3	0- 0	0- 0	HOME	1- 2	0- 1	1- 0				
0- 3	0- 0	0- 1	AWAY	0- 2	0- 0	0- 0				
0- 0	0- 0	0- 0	NEUTRAL	0- 0	0- 0	0- 0				
0- 0	0- 0	0- 0	CONFERENCE	0- 0	0- 0	0- 0				
0- 0	0- 0	0- 0	HOME	0- 0	0- 0	0- 0				
0- 0	0- 0	0- 0	AWAY	0- 0	0- 0	0- 0				
0- 0	0- 0	0- 0	NEUTRAL	0- 0	0- 0	0- 0				

RPI 1-25				RPI 26-50				RPI 51-100				RPI 101+				Team's RPI: 178	
RPI	S	Opponent	Score	RPI	S	Opponent	Score	RPI	S	Opponent	Score	RPI	S	Opponent	Score		
				42	A	Maryland	52 107	60	A	Yale	59 63	124	H	Harvard	68 77		
								62	H	Drexel	62 66	161	H	Rhode Island	75 63		
								83	A	UCF	58 80						
								89	H	George Washington	67 78						
								100	H	Bucknell	76 69						
LAST 10 Division I																	
				83	A	UCF	58 80	161	H	Rhode Island	75 63						
				89	H	George Washington	67 78	60	A	Yale	59 63						
				124	H	Harvard	68 77	62	H	Drexel	62 66						
				42	A	Maryland	52 107										
				100	H	Bucknell	76 69										

Non-Div I Games:

Quinnipiac

Average RPI Win:	293	WON-LOST	WINNING	LAST 10	STRENGTH OF	OPP. STRENGTH	TEAM	ADJ.	CONF.	ADJ CONF.
Average RPI Loss:	137	RECORD	PCT. RANK	GAMES	SCHEDULE	OF SCHEDULE	RPI	RPI	RPI	RPI
DIV. I ONLY	2- 7	285	2-7	258	178	282	282	28	28	
DIV. I NON-CONF.	2- 7	285	2-7	263	180	284	284	28	28	
TOTALS	RPI 1-25	RPI 26-50	W-L RECORDS	RPI 51-100	RPI 101-150	RPI 150+				
2- 7	0- 1	0- 1	OVERALL	0- 2	0- 0	2- 3				
0- 2	0- 0	0- 0	HOME	0- 0	0- 0	0- 2				
2- 5	0- 1	0- 1	AWAY	0- 2	0- 0	2- 1				
0- 0	0- 0	0- 0	NEUTRAL	0- 0	0- 0	0- 0				
2- 7	0- 1	0- 1	NON-CONFERENCE	0- 2	0- 0	2- 3				
0- 2	0- 0	0- 0	HOME	0- 0	0- 0	0- 2				
2- 5	0- 1	0- 1	AWAY	0- 2	0- 0	2- 1				
0- 0	0- 0	0- 0	NEUTRAL	0- 0	0- 0	0- 0				
0- 0	0- 0	0- 0	CONFERENCE	0- 0	0- 0	0- 0				
0- 0	0- 0	0- 0	HOME	0- 0	0- 0	0- 0				
0- 0	0- 0	0- 0	AWAY	0- 0	0- 0	0- 0				
0- 0	0- 0	0- 0	NEUTRAL	0- 0	0- 0	0- 0				

RPI 1-25				RPI 26-50				RPI 51-100				RPI 101+ Team's RPI: 282			
RPI	S	Opponent	Score	RPI	S	Opponent	Score	RPI	S	Opponent	Score	RPI	S	Opponent	Score
20	A	Ohio St.	57 70	50	A	West Virginia	37 74	59	A	Vanderbilt	46 80	223	H	Mt. St. Mary's	58 75
								75	A	Alabama	51 85	231	H	American	55 59
												236	A	ETSU	67 43
												302	A	Morehead St.	62 73
												349	A	South Carolina St.	60 45
LAST 10 Division I															
302	A	Morehead St.	62 73	75	A	Alabama	51 85								
223	H	Mt. St. Mary's	58 75	231	H	American	55 59								
236	A	ETSU	67 43	20	A	Ohio St.	57 70								
50	A	West Virginia	37 74	59	A	Vanderbilt	46 80								
349	A	South Carolina St.	60 45												

Non-Div I Games:

Radford

Rhode Island

Through Games Of Dec. 21, 2019

Average RPI Win:	241	WON-LOST	WINNING	LAST 10	STRENGTH OF	OPP. STRENGTH	TEAM	ADJ.	CONF.	ADJ CONF.
Average RPI Loss:	110	RECORD	PCT. RANK	GAMES	SCHEDULE	OF SCHEDULE	RPI	RPI	RPI	RPI
DIV. I ONLY	7- 4	99	6-4	266	184	161	161	11	11	
DIV. I NON-CONF.	7- 4	100	6-4	271	186	162	162	11	11	
TOTALS	RPI 1-25	RPI 26-50	W-L RECORDS	RPI 51-100	RPI 101-150	RPI 150+				
7- 4	0- 0	0- 0	OVERALL	1- 2	0- 1	6- 1				
5- 0	0- 0	0- 0	HOME	1- 0	0- 0	4- 0				
1- 3	0- 0	0- 0	AWAY	0- 1	0- 1	1- 1				
1- 1	0- 0	0- 0	NEUTRAL	0- 1	0- 0	1- 0				
7- 4	0- 0	0- 0	NON-CONFERENCE	1- 2	0- 1	6- 1				
5- 0	0- 0	0- 0	HOME	1- 0	0- 0	4- 0				
1- 3	0- 0	0- 0	AWAY	0- 1	0- 1	1- 1				
1- 1	0- 0	0- 0	NEUTRAL	0- 1	0- 0	1- 0				
0- 0	0- 0	0- 0	CONFERENCE	0- 0	0- 0	0- 0				
0- 0	0- 0	0- 0	HOME	0- 0	0- 0	0- 0				
0- 0	0- 0	0- 0	AWAY	0- 0	0- 0	0- 0				
0- 0	0- 0	0- 0	NEUTRAL	0- 0	0- 0	0- 0				

RPI 1-25			RPI 26-50			RPI 51-100			RPI 101+			Team's RPI: 161
RPI	S	Opponent	Score	RPI	S	Opponent	Score	RPI	S	Opponent	Score	
						65 N Providence	51 58	104 A North Dakota		61 67		
						85 H Holy Cross	73 58	163 H Robert Morris		71 59		
						91 A Boston College	55 66	178 A Quinnipiac		63 75		
								220 H Fairfield		74 41		
								254 H Vermont		77 74		
								306 N Brown		89 44		
								317 A Hartford		68 56		
								341 H LIU Brooklyn		79 56		
LAST 10 Division I												
85	H	Holy Cross	73 58	178	A	Quinnipiac	63 75					
220	H	Fairfield	74 41	163	H	Robert Morris	71 59					
254	H	Vermont	77 74	65	N	Providence	51 58					
91	A	Boston College	55 66	306	N	Brown	89 44					
104	A	North Dakota	61 67	317	A	Hartford	68 56					

Non-Div I Games:

Rhode Island

 Loss,
 Non-Conf,
 S Site,
 Home
 Away
 N Neutral

Average RPI Win:	253	WON-LOST	WINNING	LAST 10	STRENGTH OF	OPP. STRENGTH	TEAM	ADJ.	CONF.	ADJ CONF.
Average RPI Loss:	64	RECORD	PCT. RANK	GAMES	SCHEDULE	OF SCHEDULE	RPI	RPI	RPI	RPI
DIV. I ONLY	5- 6	187	4-6	248	14	202	202	15	15	
DIV. I NON-CONF.	5- 6	185	4-6	252	13	199	199	15	15	
TOTALS	RPI 1-25	RPI 26-50	W-L RECORDS	RPI 51-100	RPI 101-150	RPI 150+				
5- 6	0- 1	0- 2	OVERALL	0- 2	0- 0	5- 1				
4- 1	0- 1	0- 0	HOME	0- 0	0- 0	4- 0				
1- 3	0- 0	0- 0	AWAY	0- 2	0- 0	1- 1				
0- 2	0- 0	0- 2	NEUTRAL	0- 0	0- 0	0- 0				
5- 6	0- 1	0- 2	NON-CONFERENCE	0- 2	0- 0	5- 1				
4- 1	0- 1	0- 0	HOME	0- 0	0- 0	4- 0				
1- 3	0- 0	0- 0	AWAY	0- 2	0- 0	1- 1				
0- 2	0- 0	0- 2	NEUTRAL	0- 0	0- 0	0- 0				
0- 0	0- 0	0- 0	CONFERENCE	0- 0	0- 0	0- 0				
0- 0	0- 0	0- 0	HOME	0- 0	0- 0	0- 0				
0- 0	0- 0	0- 0	AWAY	0- 0	0- 0	0- 0				
0- 0	0- 0	0- 0	NEUTRAL	0- 0	0- 0	0- 0				

RPI 1-25				RPI 26-50				RPI 51-100				RPI 101+ Team's RPI: 202			
RPI	S	Opponent	Score	RPI	S	Opponent	Score	RPI	S	Opponent	Score	RPI	S	Opponent	Score
10	H	Texas A&M	61 62	26	N	Virginia Tech	45 54	53	A	Oklahoma St.	38 69	182	A	SMU	43 55
				30	N	Georgia Tech	52 54	80	A	Texas Southern	56 63	224	H	Northern Ariz.	71 57
												226	H	Little Rock	66 40
												230	H	Prairie View	77 55
												281	H	Nicholls St.	71 47
												303	A	McNeese	81 50
LAST 10 Division I															
224	H	Northern Ariz.	71 57	30	N	Georgia Tech	52 54	26	N	Virginia Tech	45 54	230	H	Prairie View	77 55
303	A	McNeese	81 50	53	A	Oklahoma St.	38 69	80	A	Texas Southern	56 63	226	H	Little Rock	66 40
10	H	Texas A&M	61 62												
182	A	SMU	43 55												

Non-Div I Games:

Rice

■ Loss,
 ■ Non-Conf, S Site,
 ■ Home
 ■ Away
 N Neutral

Average RPI Win:	193	WON-LOST	WINNING	LAST 10	STRENGTH OF	OPP. STRENGTH	TEAM	ADJ.	CONF.	ADJ CONF.
Average RPI Loss:	103	RECORD	PCT. RANK	GAMES	SCHEDULE	OF SCHEDULE	RPI	RPI	RPI	RPI
DIV. I ONLY	6- 7	185	4-6	43	248	101	101	11	11	
DIV. I NON-CONF.	6- 7	183	4-6	44	251	101	101	11	11	
TOTALS	RPI 1-25	RPI 26-50	W-L RECORDS	RPI 51-100	RPI 101-150	RPI 150+				
6- 7	0- 0	0- 1	OVERALL	0- 3	2- 1	4- 2				
2- 1	0- 0	0- 0	HOME	0- 1	0- 0	2- 0				
4- 3	0- 0	0- 1	AWAY	0- 2	2- 0	2- 0				
0- 3	0- 0	0- 0	NEUTRAL	0- 0	0- 1	0- 2				
6- 7	0- 0	0- 1	NON-CONFERENCE	0- 3	2- 1	4- 2				
2- 1	0- 0	0- 0	HOME	0- 1	0- 0	2- 0				
4- 3	0- 0	0- 1	AWAY	0- 2	2- 0	2- 0				
0- 3	0- 0	0- 0	NEUTRAL	0- 0	0- 1	0- 2				
0- 0	0- 0	0- 0	CONFERENCE	0- 0	0- 0	0- 0				
0- 0	0- 0	0- 0	HOME	0- 0	0- 0	0- 0				
0- 0	0- 0	0- 0	AWAY	0- 0	0- 0	0- 0				
0- 0	0- 0	0- 0	NEUTRAL	0- 0	0- 0	0- 0				

RPI 1-25				RPI 26-50				RPI 51-100				RPI 101+				Team's RPI: 101	
RPI	S	Opponent	Score	RPI	S	Opponent	Score	RPI	S	Opponent	Score	RPI	S	Opponent	Score		
				35	A	Charlotte	59 78	62	A	Drexel	52 58	113	N	Bradley	57 61		
								63	H	Furman	69 70	126	A	UNC Greensboro	70 62		
								64	A	Old Dominion	51 73	143	A	Coastal Caro.	79 67		
												164	N	Hampton	65 69		
												174	H	William & Mary	76 73		
												177	H	Fla. Atlantic	57 55		
												223	N	Mt. St. Mary's	67 75		
												232	A	Georgetown	51 49		
												305	A	UMES	64 52		
LAST 10 Division I																	
				305	A	UMES	64 52	164	N	Hampton	65 69						
				113	N	Bradley	57 61	223	N	Mt. St. Mary's	67 75						
				143	A	Coastal Caro.	79 67	64	A	Old Dominion	51 73						
				62	A	Drexel	52 58	63	H	Furman	69 70						
				174	H	William & Mary	76 73	177	H	Fla. Atlantic	57 55						

Non-Div I Games:

Richmond

■ Loss,
 ■ Non-Conf,
 ■ S Site,
 ■ H Home
 ■ A Away
 N Neutral

Rider

Through Games Of Dec. 21, 2019

Average RPI Win:	233	WON-LOST	WINNING	LAST 10	STRENGTH OF	OPP. STRENGTH	TEAM	ADJ.	CONF.	ADJ CONF.
Average RPI Loss:	40	RECORD	PCT. RANK	GAMES	SCHEDULE	OF SCHEDULE	RPI	RPI	RPI	RPI
DIV. I ONLY	6- 2	61	6-2	281	64	109	109	23	23	
DIV. I NON-CONF.	6- 2	60	6-2	285	62	109	109	23	23	
TOTALS	RPI 1-25	RPI 26-50	W-L RECORDS	RPI 51-100	RPI 101-150	RPI 150+				
6- 2	0- 1	0- 0	OVERALL	0- 1	0- 0	6- 0				
3- 0	0- 0	0- 0	HOME	0- 0	0- 0	3- 0				
2- 1	0- 1	0- 0	AWAY	0- 0	0- 0	2- 0				
1- 1	0- 0	0- 0	NEUTRAL	0- 1	0- 0	1- 0				
6- 2	0- 1	0- 0	NON-CONFERENCE	0- 1	0- 0	6- 0				
3- 0	0- 0	0- 0	HOME	0- 0	0- 0	3- 0				
2- 1	0- 1	0- 0	AWAY	0- 0	0- 0	2- 0				
1- 1	0- 0	0- 0	NEUTRAL	0- 1	0- 0	1- 0				
0- 0	0- 0	0- 0	CONFERENCE	0- 0	0- 0	0- 0				
0- 0	0- 0	0- 0	HOME	0- 0	0- 0	0- 0				
0- 0	0- 0	0- 0	AWAY	0- 0	0- 0	0- 0				
0- 0	0- 0	0- 0	NEUTRAL	0- 0	0- 0	0- 0				

RPI 1-25				RPI 26-50				RPI 51-100				RPI 101+				Team's RPI: 109
RPI	S	Opponent	Score	RPI	S	Opponent	Score	RPI	S	Opponent	Score	RPI	S	Opponent	Score	
11	A	Princeton	47 80					69	N	North Florida	70 80	175	H	La Salle	70 43	
												211	H	Wagner	77 63	
												221	A	Penn St.	78 70	
												232	A	Georgetown	65 64	
												246	H	Xavier	64 57	
												315	N	Lipscomb	81 76	
LAST 10 Division I																
315	N	Lipscomb	81 76	211	H	Wagner	77 63									
246	H	Xavier	64 57	232	A	Georgetown	65 64									
221	A	Penn St.	78 70	175	H	La Salle	70 43									
11	A	Princeton	47 80	69	N	North Florida	70 80									

Non-Div I Games:

Rider

■ Loss,
 ■ Non-Conf,
 S Site,
 ■ Home
 ■ Away
 N Neutral

RPI Win-Loss				Through Games Of Dec. 11, 2019						
Average RPI Win:	194	WON-LOST	WINNING	LAST 10	STRENGTH OF	OPP. STRENGTH	TEAM	ADJ.	CONF.	ADJ CONF.
Average RPI Loss:	119	RECORD	PCT. RANK	GAMES	SCHEDULE	OF SCHEDULE	RPI	RPI	RPI	RPI
DIV. I ONLY	4- 5	196	4-5	138	134	163	163	30	30	
DIV. I NON-CONF.	4- 5	194	4-5	138	136	164	164	30	30	
TOTALS	RPI 1-25	RPI 26-50	W-L RECORDS	RPI 51-100	RPI 101-150	RPI 150+				
4- 5	0- 1	0- 0	OVERALL	0- 1	1- 0	3- 3				
2- 2	0- 0	0- 0	HOME	0- 0	1- 0	1- 2				
2- 3	0- 1	0- 0	AWAY	0- 1	0- 0	2- 1				
0- 0	0- 0	0- 0	NEUTRAL	0- 0	0- 0	0- 0				
4- 5	0- 1	0- 0	NON-CONFERENCE	0- 1	1- 0	3- 3				
2- 2	0- 0	0- 0	HOME	0- 0	1- 0	1- 2				
2- 3	0- 1	0- 0	AWAY	0- 1	0- 0	2- 1				
0- 0	0- 0	0- 0	NEUTRAL	0- 0	0- 0	0- 0				
0- 0	0- 0	0- 0	CONFERENCE	0- 0	0- 0	0- 0				
0- 0	0- 0	0- 0	HOME	0- 0	0- 0	0- 0				
0- 0	0- 0	0- 0	AWAY	0- 0	0- 0	0- 0				
0- 0	0- 0	0- 0	NEUTRAL	0- 0	0- 0	0- 0				

RPI 1-25					
RPI	S	Opponent	Score		
16	A	TCU	61	66	
RPI 26-50					
RPI	S	Opponent	Score		
RPI 51-100					
RPI	S	Opponent	Score		
66	A	Kent St.	81	82	
RPI 101+					
RPI	S	Opponent	Score		
150	H	Youngstown St.	58	43	
161	A	Rhode Island	59	71	
162	H	Columbia	59	61	
175	A	La Salle	71	68	
192	H	Delaware	62	73	
204	A	Norfolk St.	69	62	
246	H	Xavier	71	57	
Team's RPI: 163					
LAST 10 Division I					
204	A	Norfolk St.	69	62	
150	H	Youngstown St.	58	43	
175	A	La Salle	71	68	
16	A	TCU	61	66	
161	A	Rhode Island	59	71	
192	H	Delaware	62	73	
246	H	Xavier	71	57	
66	A	Kent St.	81	82	
162	H	Columbia	59	61	

Non-Div I Games: Pitt.-Johnstown 63 30

Robert Morris

Loss, Non-Conf, S Site, H Home A Away N Neutral

Average RPI Win:	190	WON-LOST	WINNING	LAST 10	STRENGTH OF	OPP. STRENGTH	TEAM	ADJ.	CONF.	ADJ CONF.
Average RPI Loss:	27	RECORD	PCT. RANK	GAMES	SCHEDULE	OF SCHEDULE	RPI	RPI	RPI	RPI
DIV. I ONLY	10- 1	18	9-1	230	67	41	41	2	2	
DIV. I NON-CONF.	10- 1	18	9-1	232	65	42	42	2	2	
TOTALS	RPI 1-25	RPI 26-50	W-L RECORDS	RPI 51-100	RPI 101-150	RPI 150+				
10- 1	1- 0	1- 1	OVERALL	1- 0	1- 0	6- 0				
7- 0	1- 0	0- 0	HOME	0- 0	1- 0	5- 0				
1- 1	0- 0	0- 1	AWAY	0- 0	0- 0	1- 0				
2- 0	0- 0	1- 0	NEUTRAL	1- 0	0- 0	0- 0				
10- 1	1- 0	1- 1	NON-CONFERENCE	1- 0	1- 0	6- 0				
7- 0	1- 0	0- 0	HOME	0- 0	1- 0	5- 0				
1- 1	0- 0	0- 1	AWAY	0- 0	0- 0	1- 0				
2- 0	0- 0	1- 0	NEUTRAL	1- 0	0- 0	0- 0				
0- 0	0- 0	0- 0	CONFERENCE	0- 0	0- 0	0- 0				
0- 0	0- 0	0- 0	HOME	0- 0	0- 0	0- 0				
0- 0	0- 0	0- 0	AWAY	0- 0	0- 0	0- 0				
0- 0	0- 0	0- 0	NEUTRAL	0- 0	0- 0	0- 0				

RPI 1-25				RPI 26-50				Team's RPI: 41	RPI 51-100				RPI 101+			
RPI	S	Opponent	Score	RPI	S	Opponent	Score		RPI	S	Opponent	Score	RPI	S	Opponent	Score
21	H	Virginia	73 63	27	A	LSU	58 64		59	N	Vanderbilt	62 56	124	H	Harvard	74 46
				30	N	Georgia Tech	46 43						233	H	Niagara	87 37
													251	H	Towson	67 53
													263	H	Southern U.	78 58
													269	A	South Alabama	77 56
													320	H	Marshall	66 41
													332	H	Coppin St.	107 33
LAST 10 Division I																
320	H	Marshall	66 41	251	H	Towson	67 53		21	H	Virginia	73 63				
263	H	Southern U.	78 58	30	N	Georgia Tech	46 43		59	N	Vanderbilt	62 56				
124	H	Harvard	74 46	27	A	LSU	58 64									
233	H	Niagara	87 37													
332	H	Coppin St.	107 33													

Non-Div I Games:

Rutgers

Average RPI Win:	289	WON-LOST	WINNING	LAST 10	STRENGTH OF	OPP. STRENGTH	TEAM	ADJ.	CONF.	ADJ CONF.
Average RPI Loss:	61	RECORD	PCT. RANK	GAMES	SCHEDULE	OF SCHEDULE	RPI	RPI	RPI	RPI
DIV. I ONLY	6- 2	61	6-2	306	173	155	155	26	26	
DIV. I NON-CONF.	4- 2	85	4-2	250	201	133	133	26	26	
TOTALS	RPI 1-25	RPI 26-50	W-L RECORDS	RPI 51-100	RPI 101-150	RPI 150+				
6- 2	0- 0	0- 1	OVERALL	0- 1	0- 0	6- 0				
2- 1	0- 0	0- 0	HOME	0- 1	0- 0	2- 0				
3- 1	0- 0	0- 1	AWAY	0- 0	0- 0	3- 0				
1- 0	0- 0	0- 0	NEUTRAL	0- 0	0- 0	1- 0				
4- 2	0- 0	0- 1	NON-CONFERENCE	0- 1	0- 0	4- 0				
1- 1	0- 0	0- 0	HOME	0- 1	0- 0	1- 0				
2- 1	0- 0	0- 1	AWAY	0- 0	0- 0	2- 0				
1- 0	0- 0	0- 0	NEUTRAL	0- 0	0- 0	1- 0				
2- 0	0- 0	0- 0	CONFERENCE	0- 0	0- 0	2- 0				
1- 0	0- 0	0- 0	HOME	0- 0	0- 0	1- 0				
1- 0	0- 0	0- 0	AWAY	0- 0	0- 0	1- 0				
0- 0	0- 0	0- 0	NEUTRAL	0- 0	0- 0	0- 0				

RPI S	Opponent	Score	RPI S	Opponent	Score	RPI S	Opponent	Score	RPI S	Opponent	Score	Team's RPI: 155
39	A Oklahoma	62 75	83	H UCF	57 63	256	A Tulsa	67 63	268	A Houston Baptist	59 42	
						280	N UC Santa Barbara	67 56	303	H McNeese	82 51	
						308	A Nevada	80 65	319	H Alcorn	67 62	
LAST 10 Division I												
303	H McNeese	82 51	308	A Nevada	80 65	280	N UC Santa Barbara	67 56	39	A Oklahoma	62 75	
268	A Houston Baptist	59 42	83	H UCF	57 63	319	H Alcorn	67 62				
256	A Tulsa	67 63										

Non-Div I Games: LSU-Shreveport 75 32 Cent. Christian (KS104 46

SFA

Average RPI Win:	329	WON-LOST	WINNING	LAST 10	STRENGTH OF	OPP. STRENGTH	TEAM	ADJ.	CONF.	ADJ CONF.
Average RPI Loss:	102	RECORD	PCT. RANK	GAMES	SCHEDULE	OF SCHEDULE	RPI	RPI	RPI	RPI
DIV. I ONLY	2- 7	285	2-7	64	244	259	259	20	20	
DIV. I NON-CONF.	2- 7	285	2-7	64	247	261	261	20	20	
TOTALS	RPI 1-25	RPI 26-50	W-L RECORDS	RPI 51-100	RPI 101-150	RPI 150+				
2- 7	0- 0	0- 2	OVERALL	0- 3	0- 0	2- 2				
2- 3	0- 0	0- 1	HOME	0- 2	0- 0	2- 0				
0- 3	0- 0	0- 1	AWAY	0- 1	0- 0	0- 1				
0- 1	0- 0	0- 0	NEUTRAL	0- 0	0- 0	0- 1				
2- 7	0- 0	0- 2	NON-CONFERENCE	0- 3	0- 0	2- 2				
2- 3	0- 0	0- 1	HOME	0- 2	0- 0	2- 0				
0- 3	0- 0	0- 1	AWAY	0- 1	0- 0	0- 1				
0- 1	0- 0	0- 0	NEUTRAL	0- 0	0- 0	0- 1				
0- 0	0- 0	0- 0	CONFERENCE	0- 0	0- 0	0- 0				
0- 0	0- 0	0- 0	HOME	0- 0	0- 0	0- 0				
0- 0	0- 0	0- 0	AWAY	0- 0	0- 0	0- 0				
0- 0	0- 0	0- 0	NEUTRAL	0- 0	0- 0	0- 0				

RPI 1-25				RPI 26-50				RPI 51-100				RPI 101+				Team's RPI: 259	
RPI	S	Opponent	Score	RPI	S	Opponent	Score	RPI	S	Opponent	Score	RPI	S	Opponent	Score		
				31	H	Saint Louis	35 68	76	H	Southern Ill.	67 103	181	A	Missouri	51 68		
				40	A	Illinois St.	53 74	77	H	Loyola Chicago	50 63	216	N	North Ala.	67 85		
								95	A	Nebraska	49 63	324	H	Purdue Fort Wayne	57 53		
												333	H	Evansville	85 74		
LAST 10 Division I																	
				216	N	North Ala.	67 85	181	A	Missouri	51 68						
				40	A	Illinois St.	53 74	31	H	Saint Louis	35 68						
				77	H	Loyola Chicago	50 63	95	A	Nebraska	49 63						
				324	H	Purdue Fort Wayne	57 53	333	H	Evansville	85 74						
								76	H	Southern Ill.	67 103						

Non-Div I Games: Quincy

65 70

SIUE

Average RPI Win:	212	WON-LOST	WINNING	LAST 10	STRENGTH OF	OPP. STRENGTH	TEAM	ADJ.	CONF.	ADJ CONF.
Average RPI Loss:	99	RECORD	PCT. RANK	GAMES	SCHEDULE	OF SCHEDULE	RPI	RPI	RPI	RPI
DIV. I ONLY	5- 4	142	5-4	147	157	182	182	8	8	
DIV. I NON-CONF.	5- 4	139	5-4	149	159	181	181	8	8	
TOTALS	RPI 1-25	RPI 26-50	W-L RECORDS	RPI 51-100	RPI 101-150	RPI 150+				
5- 4	0- 1	0- 0	OVERALL	0- 1	1- 1	4- 1				
4- 3	0- 1	0- 0	HOME	0- 0	1- 1	3- 1				
0- 1	0- 0	0- 0	AWAY	0- 1	0- 0	0- 0				
1- 0	0- 0	0- 0	NEUTRAL	0- 0	0- 0	1- 0				
5- 4	0- 1	0- 0	NON-CONFERENCE	0- 1	1- 1	4- 1				
4- 3	0- 1	0- 0	HOME	0- 0	1- 1	3- 1				
0- 1	0- 0	0- 0	AWAY	0- 1	0- 0	0- 0				
1- 0	0- 0	0- 0	NEUTRAL	0- 0	0- 0	1- 0				
0- 0	0- 0	0- 0	CONFERENCE	0- 0	0- 0	0- 0				
0- 0	0- 0	0- 0	HOME	0- 0	0- 0	0- 0				
0- 0	0- 0	0- 0	AWAY	0- 0	0- 0	0- 0				
0- 0	0- 0	0- 0	NEUTRAL	0- 0	0- 0	0- 0				

RPI	S	Opponent	Score	RPI	S	Opponent	Score	RPI	S	Opponent	Score	RPI	S	Opponent	Score	Team's RPI: 182
16	H	TCU	56 57					78	A	Pacific	49 77	104	H	North Dakota	66 51	
												144	H	Northern Colo.	52 61	
												156	H	Wright St.	61 69	
												202	H	Rice	55 43	
												208	H	UTEP	60 56	
												245	N	CSUN	68 58	
												303	H	McNeese	81 60	
LAST 10 Division I																
208	H	UTEP	60 56	16	H	TCU	56 57	104	H	North Dakota	66 51	144	H	Northern Colo.	52 61	
156	H	Wright St.	61 69	202	H	Rice	55 43	245	N	CSUN	68 58	303	H	McNeese	81 60	
78	A	Pacific	49 77													
245	N	CSUN	68 58													

Non-Div I Games:

SMU

Sacramento St.

Through Games Of Dec. 21, 2019

Average RPI Win:	0	WON-LOST	WINNING	LAST 10	STRENGTH OF	OPP. STRENGTH	TEAM	ADJ.	CONF.	ADJ CONF.
Average RPI Loss:	228	RECORD	PCT. RANK	GAMES	SCHEDULE	OF SCHEDULE	RPI	RPI	RPI	RPI
DIV. I ONLY	0- 7	338	0-7	298	314	347	347	19	19	
DIV. I NON-CONF.	0- 7	338	0-7	300	313	347	347	19	19	
TOTALS	RPI 1-25	RPI 26-50	W-L RECORDS	RPI 51-100	RPI 101-150	RPI 150+				
0- 7	0- 1	0- 0	OVERALL	0- 0	0- 1	0- 5				
0- 1	0- 1	0- 0	HOME	0- 0	0- 0	0- 0				
0- 6	0- 0	0- 0	AWAY	0- 0	0- 1	0- 5				
0- 0	0- 0	0- 0	NEUTRAL	0- 0	0- 0	0- 0				
0- 7	0- 1	0- 0	NON-CONFERENCE	0- 0	0- 1	0- 5				
0- 1	0- 1	0- 0	HOME	0- 0	0- 0	0- 0				
0- 6	0- 0	0- 0	AWAY	0- 0	0- 1	0- 5				
0- 0	0- 0	0- 0	NEUTRAL	0- 0	0- 0	0- 0				
0- 0	0- 0	0- 0	CONFERENCE	0- 0	0- 0	0- 0				
0- 0	0- 0	0- 0	HOME	0- 0	0- 0	0- 0				
0- 0	0- 0	0- 0	AWAY	0- 0	0- 0	0- 0				
0- 0	0- 0	0- 0	NEUTRAL	0- 0	0- 0	0- 0				

RPI 1-25				RPI 26-50				RPI 51-100				RPI 101+ Team's RPI: 347			
RPI	S	Opponent	Score	RPI	S	Opponent	Score	RPI	S	Opponent	Score	RPI	S	Opponent	Score
20	H	Ohio St.	74 104									123	A	San Francisco	82 87
												217	A	San Jose St.	67 73
												273	A	UC Davis	75 77
												308	A	Nevada	72 83
												318	A	Cal Poly	43 62
												334	A	Seattle U	84 88
LAST 10 Division I															
123	A	San Francisco	82 87	20	H	Ohio St.	74 104	308	A	Nevada	72 83				
334	A	Seattle U	84 88												
273	A	UC Davis	75 77												
318	A	Cal Poly	43 62												
217	A	San Jose St.	67 73												

Non-Div I Games: Cal Maritime 86 55 Pacific Union 94 35

Sacramento St.

Loss, Non-Conf, S Site, H Home A Away N Neutral

Sacred Heart

Through Games Of Dec. 21, 2019

Average RPI Win:	324	WON-LOST	WINNING	LAST 10	STRENGTH OF	OPP. STRENGTH	TEAM	ADJ.	CONF.	ADJ CONF.
Average RPI Loss:	122	RECORD	PCT. RANK	GAMES	SCHEDULE	OF SCHEDULE	RPI	RPI	RPI	RPI
DIV. I ONLY	2- 7	285	2-7	179	210	283	283	30	30	
DIV. I NON-CONF.	2- 7	285	2-7	179	213	285	285	30	30	
TOTALS	RPI 1-25	RPI 26-50	W-L RECORDS	RPI 51-100	RPI 101-150	RPI 150+				
2- 7	0- 0	0- 0	OVERALL	0- 4	0- 2	2- 1				
1- 1	0- 0	0- 0	HOME	0- 1	0- 0	1- 0				
0- 5	0- 0	0- 0	AWAY	0- 2	0- 2	0- 1				
1- 1	0- 0	0- 0	NEUTRAL	0- 1	0- 0	1- 0				
2- 7	0- 0	0- 0	NON-CONFERENCE	0- 4	0- 2	2- 1				
1- 1	0- 0	0- 0	HOME	0- 1	0- 0	1- 0				
0- 5	0- 0	0- 0	AWAY	0- 2	0- 2	0- 1				
1- 1	0- 0	0- 0	NEUTRAL	0- 1	0- 0	1- 0				
0- 0	0- 0	0- 0	CONFERENCE	0- 0	0- 0	0- 0				
0- 0	0- 0	0- 0	HOME	0- 0	0- 0	0- 0				
0- 0	0- 0	0- 0	AWAY	0- 0	0- 0	0- 0				
0- 0	0- 0	0- 0	NEUTRAL	0- 0	0- 0	0- 0				

RPI 1-25			RPI 26-50			RPI 51-100			RPI 101+			Team's RPI: 283
RPI	S	Opponent	Score	RPI	S	Opponent	Score	RPI	S	Opponent	Score	
						60 A Yale	40 87	117 A Stony Brook		50 54		
						68 A Seton Hall	69 95	148 A Saint Joseph's		44 71		
						85 H Holy Cross	52 65	284 A Siena		57 68		
						95 N Nebraska	49 72	321 H Hofstra		71 44		
								326 N Detroit Mercy		66 60		
LAST 10 Division I												
326 N		Detroit Mercy	66 60	60 A		Yale	40 87					
117 A		Stony Brook	50 54	85 H		Holy Cross	52 65					
284 A		Siena	57 68	148 A		Saint Joseph's	44 71					
321 H		Hofstra	71 44	95 N		Nebraska	49 72					
68 A		Seton Hall	69 95									

Non-Div I Games: Bridgeport 77 63

Sacred Heart

Loss, Non-Conf, S Site, H Home A Away N Neutral

Saint Francis (PA)

Through Games Of Dec. 21, 2019

Average RPI Win:	236	WON-LOST	WINNING	LAST 10	STRENGTH OF	OPP. STRENGTH	TEAM	ADJ.	CONF.	ADJ CONF.
Average RPI Loss:	114	RECORD	PCT. RANK	GAMES	SCHEDULE	OF SCHEDULE	RPI	RPI	RPI	RPI
DIV. I ONLY	2- 9	308	2-8	46	214	206	206	30	30	
DIV. I NON-CONF.	2- 9	308	2-8	47	217	204	204	30	30	
TOTALS	RPI 1-25	RPI 26-50	W-L RECORDS	RPI 51-100	RPI 101-150	RPI 150+				
2- 9	0- 0	0- 3	OVERALL	0- 2	0- 3	2- 1				
0- 3	0- 0	0- 0	HOME	0- 1	0- 2	0- 0				
1- 5	0- 0	0- 2	AWAY	0- 1	0- 1	1- 1				
1- 1	0- 0	0- 1	NEUTRAL	0- 0	0- 0	1- 0				
2- 9	0- 0	0- 3	NON-CONFERENCE	0- 2	0- 3	2- 1				
0- 3	0- 0	0- 0	HOME	0- 1	0- 2	0- 0				
1- 5	0- 0	0- 2	AWAY	0- 1	0- 1	1- 1				
1- 1	0- 0	0- 1	NEUTRAL	0- 0	0- 0	1- 0				
0- 0	0- 0	0- 0	CONFERENCE	0- 0	0- 0	0- 0				
0- 0	0- 0	0- 0	HOME	0- 0	0- 0	0- 0				
0- 0	0- 0	0- 0	AWAY	0- 0	0- 0	0- 0				
0- 0	0- 0	0- 0	NEUTRAL	0- 0	0- 0	0- 0				

RPI 1-25				RPI 26-50				RPI 51-100				RPI 101+				Team's RPI: 206	
RPI	S	Opponent	Score	RPI	S	Opponent	Score	RPI	S	Opponent	Score	RPI	S	Opponent	Score		
				26	A	Virginia Tech	41 105	93	A	Duquesne	69 72	112	H	Liberty	52 71		
				43	N	FGCU	64 97	100	H	Bucknell	46 70	147	A	South Fla.	23 62		
				50	A	West Virginia	45 74					150	H	Youngstown St.	46 56		
												218	N	Stetson	78 73		
												254	A	Vermont	73 69		
												302	A	Morehead St.	54 65		
LAST 10 Division I																	
				147	A	South Fla.	23 62	100	H	Bucknell	46 70						
				43	N	FGCU	64 97	112	H	Liberty	52 71						
				302	A	Morehead St.	54 65	93	A	Duquesne	69 72						
				218	N	Stetson	78 73	150	H	Youngstown St.	46 56						
				50	A	West Virginia	45 74	254	A	Vermont	73 69						

Non-Div I Games:

Saint Francis (PA)

■ Loss,
 ■ Non-Conf,
 ■ S Site,
 ■ H Home
 ■ A Away
 N Neutral

Average RPI Win: 171		WON-LOST	WINNING	LAST 10	STRENGTH OF	OPP. STRENGTH	TEAM	ADJ.	CONF.	ADJ CONF.
Average RPI Loss: 83		RECORD	PCT. RANK	GAMES	SCHEDULE	OF SCHEDULE	RPI	RPI	RPI	RPI
DIV. I ONLY		5- 6	187	4-6	73	128	148	148	11	11
DIV. I NON-CONF.		5- 6	185	4-6	73	128	151	151	11	11
TOTALS	RPI 1-25		RPI 26-50		W-L RECORDS		RPI 51-100		RPI 101-150	RPI 150+
5- 6	0- 0		0- 0		OVERALL		1- 4		1- 2	3- 0
3- 2	0- 0		0- 0		HOME		1- 2		0- 0	2- 0
1- 2	0- 0		0- 0		AWAY		0- 0		0- 2	1- 0
1- 2	0- 0		0- 0		NEUTRAL		0- 2		1- 0	0- 0
5- 6	0- 0		0- 0		NON-CONFERENCE		1- 4		1- 2	3- 0
3- 2	0- 0		0- 0		HOME		1- 2		0- 0	2- 0
1- 2	0- 0		0- 0		AWAY		0- 0		0- 2	1- 0
1- 2	0- 0		0- 0		NEUTRAL		0- 2		1- 0	0- 0
0- 0	0- 0		0- 0		CONFERENCE		0- 0		0- 0	0- 0
0- 0	0- 0		0- 0		HOME		0- 0		0- 0	0- 0
0- 0	0- 0		0- 0		AWAY		0- 0		0- 0	0- 0
0- 0	0- 0		0- 0		NEUTRAL		0- 0		0- 0	0- 0

RPI 1-25				RPI 26-50				RPI 51-100				RPI 101+				Team's RPI: 148	
RPI	S	Opponent	Score	RPI	S	Opponent	Score	RPI	S	Opponent	Score	RPI	S	Opponent	Score		
								55	H	Temple	67 63	106	A	Auburn	62 66		
								62	H	Drexel	52 62	110	A	Villanova	44 60		
								63	N	Furman	48 63	124	N	Harvard	63 39		
								68	N	Seton Hall	39 55	162	A	Columbia	71 57		
								88	H	Penn	45 55	231	H	American	72 51		
												283	H	Sacred Heart	71 44		
LAST 10 Division I																	
				231	H	American	72 51	63	N	Furman	48 63						
				106	A	Auburn	62 66	124	N	Harvard	63 39						
				88	H	Penn	45 55	110	A	Villanova	44 60						
				68	N	Seton Hall	39 55	283	H	Sacred Heart	71 44						
				55	H	Temple	67 63	62	H	Drexel	52 62						

Non-Div I Games:

Saint Joseph's

Loss, Non-Conf, S Site, H Home A Away N Neutral

Saint Louis

Through Games Of Dec. 21, 2019

Average RPI Win:	143	WON-LOST	WINNING	LAST 10	STRENGTH OF	OPP. STRENGTH	TEAM	ADJ.	CONF.	ADJ CONF.
Average RPI Loss:	82	RECORD	PCT. RANK	GAMES	SCHEDULE	OF SCHEDULE	RPI	RPI	RPI	RPI
DIV. I ONLY	7- 4	99	6-4	25	120	31	31	11	11	
DIV. I NON-CONF.	7- 4	100	6-4	24	120	31	31	11	11	
TOTALS	RPI 1-25	RPI 26-50	W-L RECORDS	RPI 51-100	RPI 101-150	RPI 150+				
7- 4	0- 1	1- 0	OVERALL	1- 2	2- 0	3- 1				
4- 1	0- 1	1- 0	HOME	1- 0	1- 0	1- 0				
3- 3	0- 0	0- 0	AWAY	0- 2	1- 0	2- 1				
0- 0	0- 0	0- 0	NEUTRAL	0- 0	0- 0	0- 0				
7- 4	0- 1	1- 0	NON-CONFERENCE	1- 2	2- 0	3- 1				
4- 1	0- 1	1- 0	HOME	1- 0	1- 0	1- 0				
3- 3	0- 0	0- 0	AWAY	0- 2	1- 0	2- 1				
0- 0	0- 0	0- 0	NEUTRAL	0- 0	0- 0	0- 0				
0- 0	0- 0	0- 0	CONFERENCE	0- 0	0- 0	0- 0				
0- 0	0- 0	0- 0	HOME	0- 0	0- 0	0- 0				
0- 0	0- 0	0- 0	AWAY	0- 0	0- 0	0- 0				
0- 0	0- 0	0- 0	NEUTRAL	0- 0	0- 0	0- 0				

RPI 1-25				RPI 26-50				Team's RPI: 31				RPI 51-100				RPI 101+			
RPI	S	Opponent	Score	RPI	S	Opponent	Score	RPI	S	Opponent	Score	RPI	S	Opponent	Score	RPI	S	Opponent	Score
11	H	Princeton	50 66	40	H	Illinois St.	61 56	59	A	Vanderbilt	50 62	122	A	Cincinnati	60 50	128	H	UT Martin	56 50
								70	H	Colgate	61 51	151	H	Southeast Mo. St.	76 61	181	A	Missouri	58 83
								76	A	Southern Ill.	53 61	234	A	Northern Ky.	67 42	259	A	SIUE	68 35
LAST 10 Division I																			
70	H	Colgate	61 51	11	H	Princeton	50 66	40	H	Illinois St.	61 56	181	A	Missouri	58 83	151	H	Southeast Mo. St.	76 61
259	A	SIUE	68 35	59	A	Vanderbilt	50 62	76	A	Southern Ill.	53 61	122	A	Cincinnati	60 50				
234	A	Northern Ky.	67 42																
122	A	Cincinnati	60 50																

Non-Div I Games:

Saint Louis

■ Loss,
 ■ Non-Conf,
 ■ S Site,
 ■ H Home
 ■ A Away
 N Neutral

Saint Mary's (CA)

Through Games Of Dec. 21, 2019

Average RPI Win:	236	WON-LOST	WINNING	LAST 10	STRENGTH OF	OPP. STRENGTH	TEAM	ADJ.	CONF.	ADJ CONF.
Average RPI Loss:	117	RECORD	PCT. RANK	GAMES	SCHEDULE	OF SCHEDULE	RPI	RPI	RPI	RPI
DIV. I ONLY	5- 6	187	5-5	59	240	159	159	12	12	
DIV. I NON-CONF.	5- 6	185	5-5	59	242	161	161	12	12	
TOTALS	RPI 1-25	RPI 26-50	W-L RECORDS	RPI 51-100	RPI 101-150	RPI 150+				
5- 6	0- 1	1- 1	OVERALL	0- 2	0- 0	4- 2				
4- 2	0- 1	1- 1	HOME	0- 0	0- 0	3- 0				
0- 4	0- 0	0- 0	AWAY	0- 2	0- 0	0- 2				
1- 0	0- 0	0- 0	NEUTRAL	0- 0	0- 0	1- 0				
5- 6	0- 1	1- 1	NON-CONFERENCE	0- 2	0- 0	4- 2				
4- 2	0- 1	1- 1	HOME	0- 0	0- 0	3- 0				
0- 4	0- 0	0- 0	AWAY	0- 2	0- 0	0- 2				
1- 0	0- 0	0- 0	NEUTRAL	0- 0	0- 0	1- 0				
0- 0	0- 0	0- 0	CONFERENCE	0- 0	0- 0	0- 0				
0- 0	0- 0	0- 0	HOME	0- 0	0- 0	0- 0				
0- 0	0- 0	0- 0	AWAY	0- 0	0- 0	0- 0				
0- 0	0- 0	0- 0	NEUTRAL	0- 0	0- 0	0- 0				

RPI 1-25				RPI 26-50				RPI 51-100				RPI 101+ Team's RPI: 159			
RPI	S	Opponent	Score	RPI	S	Opponent	Score	RPI	S	Opponent	Score	RPI	S	Opponent	Score
25	H	NC State	70 87	33	H	Western Ky.	80 73	51	A	Kansas	81 86	190	A	Wyoming	67 69
				45	H	Marquette	63 77	83	A	UCF	58 67	273	H	UC Davis	83 74
												277	N	St. Bonaventure	72 57
												280	H	UC Santa Barbara	64 43
												308	A	Nevada	72 78
												318	H	Cal Poly	84 67
LAST 10 Division I															
45	H	Marquette	63 77	277	N	St. Bonaventure	72 57								
25	H	NC State	70 87	83	A	UCF	58 67								
273	H	UC Davis	83 74	51	A	Kansas	81 86								
190	A	Wyoming	67 69	318	H	Cal Poly	84 67								
280	H	UC Santa Barbara	64 43	33	H	Western Ky.	80 73								

Non-Div I Games:

Saint Mary's (CA)

■ Loss,
■ Non-Conf,
■ S Site,
■ H Home
■ A Away
N Neutral

Saint Peter's

Through Games Of Dec. 21, 2019

Average RPI Win:	315	WON-LOST	WINNING	LAST 10	STRENGTH OF	OPP. STRENGTH	TEAM	ADJ.	CONF.	ADJ CONF.
Average RPI Loss:	252	RECORD	PCT. RANK	GAMES	SCHEDULE	OF SCHEDULE	RPI	RPI	RPI	RPI
DIV. I ONLY	3- 5	225	3-5	351	220	338	338	23	23	
DIV. I NON-CONF.	3- 5	224	3-5	351	223	338	338	23	23	
TOTALS	RPI 1-25	RPI 26-50	W-L RECORDS	RPI 51-100	RPI 101-150	RPI 150+				
3- 5	0- 0	0- 0	OVERALL	0- 0	0- 0	3- 5				
1- 1	0- 0	0- 0	HOME	0- 0	0- 0	1- 1				
2- 4	0- 0	0- 0	AWAY	0- 0	0- 0	2- 4				
0- 0	0- 0	0- 0	NEUTRAL	0- 0	0- 0	0- 0				
3- 5	0- 0	0- 0	NON-CONFERENCE	0- 0	0- 0	3- 5				
1- 1	0- 0	0- 0	HOME	0- 0	0- 0	1- 1				
2- 4	0- 0	0- 0	AWAY	0- 0	0- 0	2- 4				
0- 0	0- 0	0- 0	NEUTRAL	0- 0	0- 0	0- 0				
0- 0	0- 0	0- 0	CONFERENCE	0- 0	0- 0	0- 0				
0- 0	0- 0	0- 0	HOME	0- 0	0- 0	0- 0				
0- 0	0- 0	0- 0	AWAY	0- 0	0- 0	0- 0				
0- 0	0- 0	0- 0	NEUTRAL	0- 0	0- 0	0- 0				

RPI 1-25			RPI 26-50			RPI 51-100			RPI 101+			Team's RPI: 338
RPI	S	Opponent	Score	RPI	S	Opponent	Score	RPI	S	Opponent	Score	
								179	A	Howard	80	92
								211	A	Wagner	89	90
								238	A	Delaware St.	66	89
								272	H	Morgan St.	78	77
								304	A	NJIT	73	76
								329	H	Fairleigh Dickinson	71	77
								332	A	Coppin St.	82	57
								341	A	LIU Brooklyn	89	74
LAST 10 Division I												
332	A	Coppin St.	82	57	329	H	Fairleigh Dickinson	71	77			
211	A	Wagner	89	90	238	A	Delaware St.	66	89			
341	A	LIU Brooklyn	89	74	304	A	NJIT	73	76			
					272	H	Morgan St.	78	77			
					179	A	Howard	80	92			

Non-Div I Games:

Saint Peter's

■ Loss,
 ■ Non-Conf,
 ■ S Site,
 ■ H Home
 ■ A Away
 N Neutral

Average RPI Win:	258	WON-LOST	WINNING	LAST 10	STRENGTH OF	OPP. STRENGTH	TEAM	ADJ.	CONF.	ADJ CONF.
Average RPI Loss:	180	RECORD	PCT. RANK	GAMES	SCHEDULE	OF SCHEDULE	RPI	RPI	RPI	RPI
DIV. I ONLY	4- 4	164	4-4	271	261	173	173	26	26	
DIV. I NON-CONF.	2- 4	236	2-4	134	308	187	187	26	26	
TOTALS	RPI 1-25	RPI 26-50	W-L RECORDS	RPI 51-100	RPI 101-150	RPI 150+				
4- 4	0- 0	0- 1	OVERALL	0- 0	0- 0	4- 3				
1- 0	0- 0	0- 0	HOME	0- 0	0- 0	1- 0				
3- 4	0- 0	0- 1	AWAY	0- 0	0- 0	3- 3				
0- 0	0- 0	0- 0	NEUTRAL	0- 0	0- 0	0- 0				
2- 4	0- 0	0- 1	NON-CONFERENCE	0- 0	0- 0	2- 3				
1- 0	0- 0	0- 0	HOME	0- 0	0- 0	1- 0				
1- 4	0- 0	0- 1	AWAY	0- 0	0- 0	1- 3				
0- 0	0- 0	0- 0	NEUTRAL	0- 0	0- 0	0- 0				
2- 0	0- 0	0- 0	CONFERENCE	0- 0	0- 0	2- 0				
0- 0	0- 0	0- 0	HOME	0- 0	0- 0	0- 0				
2- 0	0- 0	0- 0	AWAY	0- 0	0- 0	2- 0				
0- 0	0- 0	0- 0	NEUTRAL	0- 0	0- 0	0- 0				

RPI 1-25			RPI 26-50			RPI 51-100			RPI 101+			Team's RPI: 173
RPI	S	Opponent	Score	RPI	S	Opponent	Score	RPI	S	Opponent	Score	
				39	A	Oklahoma	71 95					
								157	H	Louisiana	77 73	
								171	A	Texas Tech	57 99	
								184	A	New Orleans	78 46	
								214	A	Oral Roberts	41 64	
								296	A	Ole Miss	69 75	
								344	A	Northwestern St.	79 69	
								346	A	UTSA	81 77	
LAST 10 Division I												
184	A	New Orleans	78 46	39	A	Oklahoma	71 95	214	A	Oral Roberts	41 64	
344	A	Northwestern St.	79 69	346	A	UTSA	81 77	296	A	Ole Miss	69 75	
157	H	Louisiana	77 73	171	A	Texas Tech	57 99					

Non-Div I Games: Jarvis Christian 114 46 Howard Payne 91 49

Sam Houston St.

Average RPI Win:	228	WON-LOST	WINNING	LAST 10	STRENGTH OF	OPP. STRENGTH	TEAM	ADJ.	CONF.	ADJ CONF.
Average RPI Loss:	113	RECORD	PCT. RANK	GAMES	SCHEDULE	OF SCHEDULE	RPI	RPI	RPI	RPI
DIV. I ONLY	3- 9	271	3-7	30	290	149	149	21	21	
DIV. I NON-CONF.	3- 9	271	3-7	30	291	152	152	21	21	
TOTALS	RPI 1-25	RPI 26-50	W-L RECORDS	RPI 51-100	RPI 101-150	RPI 150+				
3- 9	0- 1	0- 3	OVERALL	0- 0	0- 2	3- 3				
0- 3	0- 0	0- 2	HOME	0- 0	0- 0	0- 1				
3- 6	0- 1	0- 1	AWAY	0- 0	0- 2	3- 2				
0- 0	0- 0	0- 0	NEUTRAL	0- 0	0- 0	0- 0				
3- 9	0- 1	0- 3	NON-CONFERENCE	0- 0	0- 2	3- 3				
0- 3	0- 0	0- 2	HOME	0- 0	0- 0	0- 1				
3- 6	0- 1	0- 1	AWAY	0- 0	0- 2	3- 2				
0- 0	0- 0	0- 0	NEUTRAL	0- 0	0- 0	0- 0				
0- 0	0- 0	0- 0	CONFERENCE	0- 0	0- 0	0- 0				
0- 0	0- 0	0- 0	HOME	0- 0	0- 0	0- 0				
0- 0	0- 0	0- 0	AWAY	0- 0	0- 0	0- 0				
0- 0	0- 0	0- 0	NEUTRAL	0- 0	0- 0	0- 0				

RPI 1-25				RPI 26-50				RPI 51-100				RPI 101+				Team's RPI: 149	
RPI	S	Opponent	Score	RPI	S	Opponent	Score	RPI	S	Opponent	Score	RPI	S	Opponent	Score		
14	A	Florida St.	59 88	28	A	Kentucky	49 79					128	A	UT Martin	75 80		
				33	H	Western Ky.	84 88					139	A	UAB	69 76		
				47	H	Troy	65 74					180	A	Murray St.	84 56		
												189	A	Florida	48 84		
												199	A	Kennesaw St.	55 60		
												216	A	North Ala.	79 63		
												237	H	Tennessee Tech	57 72		
												289	A	Alabama St.	83 48		
LAST 10 Division I																	
				180	A	Murray St.	84 56	289	A	Alabama St.	83 48						
				33	H	Western Ky.	84 88	216	A	North Ala.	79 63						
				28	A	Kentucky	49 79	237	H	Tennessee Tech	57 72						
				139	A	UAB	69 76	128	A	UT Martin	75 80						
				189	A	Florida	48 84	14	A	Florida St.	59 88						

Non-Div I Games: Montevallo 81 60

Samford

■ Loss,
 ■ Non-Conf,
 ■ S Site,
 ■ Home
 ■ A Away
 N Neutral

San Diego

Through Games Of Dec. 21, 2019

Average RPI Win:	261	WON-LOST	WINNING	LAST 10	STRENGTH OF	OPP. STRENGTH	TEAM	ADJ.	CONF.	ADJ CONF.
Average RPI Loss:	159	RECORD	PCT. RANK	GAMES	SCHEDULE	OF SCHEDULE	RPI	RPI	RPI	RPI
DIV. I ONLY	5- 5	164	5-5	178	310	210	210	12	12	
DIV. I NON-CONF.	5- 5	163	5-5	178	309	211	211	12	12	
TOTALS	RPI 1-25	RPI 26-50	W-L RECORDS	RPI 51-100	RPI 101-150	RPI 150+				
5- 5	0- 0	0- 0	OVERALL	0- 1	0- 1	5- 3				
3- 4	0- 0	0- 0	HOME	0- 1	0- 1	3- 2				
2- 1	0- 0	0- 0	AWAY	0- 0	0- 0	2- 1				
0- 0	0- 0	0- 0	NEUTRAL	0- 0	0- 0	0- 0				
5- 5	0- 0	0- 0	NON-CONFERENCE	0- 1	0- 1	5- 3				
3- 4	0- 0	0- 0	HOME	0- 1	0- 1	3- 2				
2- 1	0- 0	0- 0	AWAY	0- 0	0- 0	2- 1				
0- 0	0- 0	0- 0	NEUTRAL	0- 0	0- 0	0- 0				
0- 0	0- 0	0- 0	CONFERENCE	0- 0	0- 0	0- 0				
0- 0	0- 0	0- 0	HOME	0- 0	0- 0	0- 0				
0- 0	0- 0	0- 0	AWAY	0- 0	0- 0	0- 0				
0- 0	0- 0	0- 0	NEUTRAL	0- 0	0- 0	0- 0				

RPI 1-25				RPI 26-50				RPI 51-100				RPI 101+				Team's RPI: 210	
RPI	S	Opponent	Score	RPI	S	Opponent	Score	RPI	S	Opponent	Score	RPI	S	Opponent	Score		
								96	H	Idaho	32	65	107	H	Washington	47	65
													171	H	Texas Tech	60	64
													201	H	Monmouth	57	49
													203	H	Cal St. Fullerton	67	72
													217	A	San Jose St.	82	88
													245	H	CSUN	59	40
													251	H	Towson	81	67
													297	A	San Diego St.	70	47
													312	A	Air Force	70	59
LAST 10 Division I																	
				245	H	CSUN	59	40		96	H	Idaho	32	65			
				107	H	Washington	47	65		171	H	Texas Tech	60	64			
				297	A	San Diego St.	70	47		201	H	Monmouth	57	49			
				203	H	Cal St. Fullerton	67	72		217	A	San Jose St.	82	88			
				251	H	Towson	81	67		312	A	Air Force	70	59			

Non-Div I Games: Biola 81 28

San Diego

Loss, Non-Conf, S Site, H Home A Away N Neutral

Average RPI Win:	268	WON-LOST	WINNING	LAST 10	STRENGTH OF	OPP. STRENGTH	TEAM	ADJ.	CONF.	ADJ CONF.
Average RPI Loss:	194	RECORD	PCT. RANK	GAMES	SCHEDULE	OF SCHEDULE	RPI	RPI	RPI	RPI
DIV. I ONLY	5- 7	208	4-6	299	279	297	297	24	24	
DIV. I NON-CONF.	4- 6	210	3-5	311	246	301	301	24	24	
TOTALS	RPI 1-25	RPI 26-50	W-L RECORDS	RPI 51-100	RPI 101-150	RPI 150+				
5- 7	0- 0	0- 0	OVERALL	0- 1	0- 0	5- 6				
3- 4	0- 0	0- 0	HOME	0- 1	0- 0	3- 3				
2- 3	0- 0	0- 0	AWAY	0- 0	0- 0	2- 3				
0- 0	0- 0	0- 0	NEUTRAL	0- 0	0- 0	0- 0				
4- 6	0- 0	0- 0	NON-CONFERENCE	0- 1	0- 0	4- 5				
2- 4	0- 0	0- 0	HOME	0- 1	0- 0	2- 3				
2- 2	0- 0	0- 0	AWAY	0- 0	0- 0	2- 2				
0- 0	0- 0	0- 0	NEUTRAL	0- 0	0- 0	0- 0				
1- 1	0- 0	0- 0	CONFERENCE	0- 0	0- 0	1- 1				
1- 0	0- 0	0- 0	HOME	0- 0	0- 0	1- 0				
0- 1	0- 0	0- 0	AWAY	0- 0	0- 0	0- 1				
0- 0	0- 0	0- 0	NEUTRAL	0- 0	0- 0	0- 0				

RPI 1-25				RPI 26-50				RPI 51-100				RPI 101+ Team's RPI: 297					
RPI	S	Opponent	Score	RPI	S	Opponent	Score	RPI	S	Opponent	Score	RPI	S	Opponent	Score		
								56	H	California	48	74	157	A	Hawaii	58	61
													197	H	Alabama A&M	53	61
													203	H	Cal St. Fullerton	55	45
													210	H	San Diego	47	70
													217	A	San Jose St.	67	84
													240	A	California Baptist	80	68
													241	H	Arkansas St.	62	71
													251	H	Towson	80	72
													280	A	UC Santa Barbara	52	64
													294	H	Colorado St.	59	49
													351	A	Incarnate Word	57	48
LAST 10 Division I																	
351	A	Incarnate Word	57	48	294	H	Colorado St.	59	49								
240	A	California Baptist	80	68	241	H	Arkansas St.	62	71								
210	H	San Diego	47	70	280	A	UC Santa Barbara	52	64								
217	A	San Jose St.	67	84	56	H	California	48	74								
197	H	Alabama A&M	53	61	203	H	Cal St. Fullerton	55	45								

Non-Div I Games: Westcliff 77 56

San Diego St.

 Loss,
 Non-Conf,
 S Site,
 H Home
 A Away
N Neutral

San Francisco

Through Games Of Dec. 21, 2019

Average RPI Win:	195	WON-LOST	WINNING	LAST 10	STRENGTH OF	OPP. STRENGTH	TEAM	ADJ.	CONF.	ADJ CONF.
Average RPI Loss:	97	RECORD	PCT. RANK	GAMES	SCHEDULE	OF SCHEDULE	RPI	RPI	RPI	RPI
DIV. I ONLY	7- 5	132	6-4	158	65	123	123	12	12	
DIV. I NON-CONF.	7- 5	132	6-4	160	63	124	124	12	12	
TOTALS	RPI 1-25	RPI 26-50	W-L RECORDS	RPI 51-100	RPI 101-150	RPI 150+				
7- 5	0- 2	0- 0	OVERALL	0- 1	3- 1	4- 1				
3- 2	0- 1	0- 0	HOME	0- 1	0- 0	3- 0				
1- 2	0- 0	0- 0	AWAY	0- 0	1- 1	0- 1				
3- 1	0- 1	0- 0	NEUTRAL	0- 0	2- 0	1- 0				
7- 5	0- 2	0- 0	NON-CONFERENCE	0- 1	3- 1	4- 1				
3- 2	0- 1	0- 0	HOME	0- 1	0- 0	3- 0				
1- 2	0- 0	0- 0	AWAY	0- 0	1- 1	0- 1				
3- 1	0- 1	0- 0	NEUTRAL	0- 0	2- 0	1- 0				
0- 0	0- 0	0- 0	CONFERENCE	0- 0	0- 0	0- 0				
0- 0	0- 0	0- 0	HOME	0- 0	0- 0	0- 0				
0- 0	0- 0	0- 0	AWAY	0- 0	0- 0	0- 0				
0- 0	0- 0	0- 0	NEUTRAL	0- 0	0- 0	0- 0				

RPI	S	Opponent	Score	RPI	S	Opponent	Score	RPI	S	Opponent	Score	RPI	S	Opponent	Score	Team's RPI: 123
2	H	Stanford	71 97					96	H	Idaho	60 66	103	N	Houston	80 57	
9	N	Mississippi St.	38 73									107	A	Washington	54 73	
												111	N	Bowling Green	64 56	
												144	A	Northern Colo.	90 83	
												203	H	Cal St. Fullerton	71 63	
												213	N	UC Irvine	68 61	
												245	H	CSUN	79 61	
												273	A	UC Davis	67 79	
												347	H	Sacramento St.	87 82	
LAST 10 Division I																
213	N	UC Irvine	68 61	103	N	Houston	80 57									
107	A	Washington	54 73	111	N	Bowling Green	64 56									
347	H	Sacramento St.	87 82	9	N	Mississippi St.	38 73									
203	H	Cal St. Fullerton	71 63	273	A	UC Davis	67 79									
245	H	CSUN	79 61	96	H	Idaho	60 66									

Non-Div I Games:

San Francisco

■ Loss,
 ■ Non-Conf,
 ■ S Site,
 ■ Home
 ■ A Away
 N Neutral

Average RPI Win:	243	WON-LOST	WINNING	LAST 10	STRENGTH OF	OPP. STRENGTH	TEAM	ADJ.	CONF.	ADJ CONF.
Average RPI Loss:	154	RECORD	PCT. RANK	GAMES	SCHEDULE	OF SCHEDULE	RPI	RPI	RPI	RPI
DIV. I ONLY	7- 5	132	6-4	319	122	217	217	24	24	
DIV. I NON-CONF.	5- 5	163	4-4	324	85	268	268	24	24	
TOTALS	RPI 1-25	RPI 26-50	W-L RECORDS	RPI 51-100	RPI 101-150	RPI 150+				
7- 5	0- 0	0- 0	OVERALL	1- 1	0- 2	6- 2				
5- 0	0- 0	0- 0	HOME	1- 0	0- 0	4- 0				
2- 3	0- 0	0- 0	AWAY	0- 1	0- 1	2- 1				
0- 2	0- 0	0- 0	NEUTRAL	0- 0	0- 1	0- 1				
5- 5	0- 0	0- 0	NON-CONFERENCE	1- 1	0- 2	4- 2				
4- 0	0- 0	0- 0	HOME	1- 0	0- 0	3- 0				
1- 3	0- 0	0- 0	AWAY	0- 1	0- 1	1- 1				
0- 2	0- 0	0- 0	NEUTRAL	0- 0	0- 1	0- 1				
2- 0	0- 0	0- 0	CONFERENCE	0- 0	0- 0	2- 0				
1- 0	0- 0	0- 0	HOME	0- 0	0- 0	1- 0				
1- 0	0- 0	0- 0	AWAY	0- 0	0- 0	1- 0				
0- 0	0- 0	0- 0	NEUTRAL	0- 0	0- 0	0- 0				

RPI 1-25				RPI 26-50				RPI 51-100				RPI 101+				Team's RPI: 217	
RPI	S	Opponent	Score	RPI	S	Opponent	Score	RPI	S	Opponent	Score	RPI	S	Opponent	Score		
								73	H	Buffalo	95 88	114	A	Santa Clara	81	89	
								99	A	CSU Bakersfield	71 75						
												120	N	BYU	56	75	
												210	H	San Diego	88	82	
												213	A	UC Irvine	77	79	
												224	N	Northern Ariz.	64	67	
												244	A	Utah St.	76	61	
												247	H	Eastern Wash.	84	66	
												280	A	UC Santa Barbara	73	70	
												297	H	San Diego St.	84	67	
												347	H	Sacramento St.	73	67	
LAST 10 Division I																	
				224	N	Northern Ariz.	64 67	99	A	CSU Bakersfield	71 75						
				120	N	BYU	56 75	210	H	San Diego	88 82						
				297	H	San Diego St.	84 67	73	H	Buffalo	95 88						
				244	A	Utah St.	76 61	347	H	Sacramento St.	73 67						
				114	A	Santa Clara	81 89	280	A	UC Santa Barbara	73 70						

Non-Div I Games: La Verne 128 62

San Jose St.

Santa Clara

Through Games Of Dec. 21, 2019

Average RPI Win:	210	WON-LOST	WINNING	LAST 10	STRENGTH OF	OPP. STRENGTH	TEAM	ADJ.	CONF.	ADJ CONF.
Average RPI Loss:	109	RECORD	PCT. RANK	GAMES	SCHEDULE	OF SCHEDULE	RPI	RPI	RPI	RPI
DIV. I ONLY	5- 5	164	5-5	96	164	114	114	12	12	
DIV. I NON-CONF.	5- 5	163	5-5	96	166	114	114	12	12	
TOTALS	RPI 1-25	RPI 26-50	W-L RECORDS	RPI 51-100	RPI 101-150	RPI 150+				
5- 5	0- 1	0- 0	OVERALL	0- 2	1- 0	4- 2				
2- 1	0- 0	0- 0	HOME	0- 0	0- 0	2- 1				
2- 3	0- 1	0- 0	AWAY	0- 2	0- 0	2- 0				
1- 1	0- 0	0- 0	NEUTRAL	0- 0	1- 0	0- 1				
5- 5	0- 1	0- 0	NON-CONFERENCE	0- 2	1- 0	4- 2				
2- 1	0- 0	0- 0	HOME	0- 0	0- 0	2- 1				
2- 3	0- 1	0- 0	AWAY	0- 2	0- 0	2- 0				
1- 1	0- 0	0- 0	NEUTRAL	0- 0	1- 0	0- 1				
0- 0	0- 0	0- 0	CONFERENCE	0- 0	0- 0	0- 0				
0- 0	0- 0	0- 0	HOME	0- 0	0- 0	0- 0				
0- 0	0- 0	0- 0	AWAY	0- 0	0- 0	0- 0				
0- 0	0- 0	0- 0	NEUTRAL	0- 0	0- 0	0- 0				

RPI 1-25				RPI 26-50				RPI 51-100				RPI 101+ Team's RPI: 114			
RPI	S	Opponent	Score	RPI	S	Opponent	Score	RPI	S	Opponent	Score	RPI	S	Opponent	Score
3	A	Missouri St.	64 71					56	A	California	65 69	146	N	Montana	68 58
								57	A	Arizona	52 65	170	H	Fresno St.	90 66
												192	N	Delaware	80 81
												217	H	San Jose St.	89 81
												239	H	Long Beach St.	46 54
												245	A	CSUN	76 55
												273	A	UC Davis	62 61
LAST 10 Division I															
170	H	Fresno St.	90 66	192	N	Delaware	80 81								
245	A	CSUN	76 55	146	N	Montana	68 58								
56	A	California	65 69	3	A	Missouri St.	64 71								
239	H	Long Beach St.	46 54	273	A	UC Davis	62 61								
57	A	Arizona	52 65	217	H	San Jose St.	89 81								

Non-Div I Games: UC Santa Cruz 109 51

Santa Clara

Loss, Non-Conf, S Site, H Home A Away N Neutral

Average RPI Win:	301	WON-LOST	WINNING	LAST 10	STRENGTH OF	OPP. STRENGTH	TEAM	ADJ.	CONF.	ADJ CONF.
Average RPI Loss:	178	RECORD	PCT. RANK	GAMES	SCHEDULE	OF SCHEDULE	RPI	RPI	RPI	RPI
DIV. I ONLY	3- 6	234	3-6	343	155	334	334	32	32	
DIV. I NON-CONF.	3- 6	236	3-6	344	157	334	334	32	32	
TOTALS	RPI 1-25	RPI 26-50	W-L RECORDS	RPI 51-100	RPI 101-150	RPI 150+				
3- 6	0- 0	0- 0	OVERALL	0- 1	0- 2	3- 3				
2- 2	0- 0	0- 0	HOME	0- 1	0- 1	2- 0				
1- 4	0- 0	0- 0	AWAY	0- 0	0- 1	1- 3				
0- 0	0- 0	0- 0	NEUTRAL	0- 0	0- 0	0- 0				
3- 6	0- 0	0- 0	NON-CONFERENCE	0- 1	0- 2	3- 3				
2- 2	0- 0	0- 0	HOME	0- 1	0- 1	2- 0				
1- 4	0- 0	0- 0	AWAY	0- 0	0- 1	1- 3				
0- 0	0- 0	0- 0	NEUTRAL	0- 0	0- 0	0- 0				
0- 0	0- 0	0- 0	CONFERENCE	0- 0	0- 0	0- 0				
0- 0	0- 0	0- 0	HOME	0- 0	0- 0	0- 0				
0- 0	0- 0	0- 0	AWAY	0- 0	0- 0	0- 0				
0- 0	0- 0	0- 0	NEUTRAL	0- 0	0- 0	0- 0				

RPI 1-25				RPI 26-50				RPI 51-100				RPI 101+ Team's RPI: 334			
RPI	S	Opponent	Score	RPI	S	Opponent	Score	RPI	S	Opponent	Score	RPI	S	Opponent	Score
								96	H	Idaho	84 90	107	A	Washington	46 78
												132	H	Montana St.	65 73
												224	A	Northern Ariz.	80 88
												239	H	Long Beach St.	66 54
												244	A	Utah St.	63 70
												262	A	Idaho St.	48 73
												318	A	Cal Poly	72 49
												347	H	Sacramento St.	88 84
LAST 10 Division I															
				318	A	Cal Poly	72 49					107	A	Washington	46 78
				239	H	Long Beach St.	66 54					96	H	Idaho	84 90
				347	H	Sacramento St.	88 84					224	A	Northern Ariz.	80 88
				132	H	Montana St.	65 73					262	A	Idaho St.	48 73
												244	A	Utah St.	63 70

Non-Div I Games: Warner Pacific 89 47 Saint Martin's 91 81 Central Wash. 75 65

Seattle U

Average RPI Win:	189	WON-LOST	WINNING	LAST 10	STRENGTH OF	OPP. STRENGTH	TEAM	ADJ.	CONF.	ADJ CONF.
Average RPI Loss:	32	RECORD	PCT. RANK	GAMES	SCHEDULE	OF SCHEDULE	RPI	RPI	RPI	RPI
DIV. I ONLY	7- 4	99	6-4	62	28	68	68	5	5	
DIV. I NON-CONF.	7- 4	100	6-4	62	28	69	69	5	5	
TOTALS	RPI 1-25	RPI 26-50	W-L RECORDS	RPI 51-100	RPI 101-150	RPI 150+				
7- 4	0- 2	0- 1	OVERALL	1- 1	1- 0	5- 0				
4- 2	0- 2	0- 0	HOME	0- 0	0- 0	4- 0				
1- 1	0- 0	0- 0	AWAY	0- 1	0- 0	1- 0				
2- 1	0- 0	0- 1	NEUTRAL	1- 0	1- 0	0- 0				
7- 4	0- 2	0- 1	NON-CONFERENCE	1- 1	1- 0	5- 0				
4- 2	0- 2	0- 0	HOME	0- 0	0- 0	4- 0				
1- 1	0- 0	0- 0	AWAY	0- 1	0- 0	1- 0				
2- 1	0- 0	0- 1	NEUTRAL	1- 0	1- 0	0- 0				
0- 0	0- 0	0- 0	CONFERENCE	0- 0	0- 0	0- 0				
0- 0	0- 0	0- 0	HOME	0- 0	0- 0	0- 0				
0- 0	0- 0	0- 0	AWAY	0- 0	0- 0	0- 0				
0- 0	0- 0	0- 0	NEUTRAL	0- 0	0- 0	0- 0				

RPI 1-25				RPI 26-50				RPI 51-100				RPI 101+			
RPI	S	Opponent	Score	RPI	S	Opponent	Score	RPI	S	Opponent	Score	RPI	S	Opponent	Score
1	H	UConn	78 92	30	N	Georgia Tech	54 79	59	N	Vanderbilt	69 65	148	N	Saint Joseph's	55 39
11	H	Princeton	76 78					84	A	Lehigh	68 75	195	H	VCU	53 33
												200	A	Iona	89 37
												219	H	Lafayette	74 50
												220	H	Fairfield	74 44
												283	H	Sacred Heart	95 69
LAST 10 Division I															
219	H	Lafayette	74 50	84	A	Lehigh	68 75	148	N	Saint Joseph's	55 39	11	H	Princeton	76 78
200	A	Iona	89 37	59	N	Vanderbilt	69 65	195	H	VCU	53 33	220	H	Fairfield	74 44
1	H	UConn	78 92	30	N	Georgia Tech	54 79								

Non-Div I Games:

Seton Hall

Average RPI Win:	303	WON-LOST	WINNING	LAST 10	STRENGTH OF	OPP. STRENGTH	TEAM	ADJ.	CONF.	ADJ CONF.
Average RPI Loss:	152	RECORD	PCT. RANK	GAMES	SCHEDULE	OF SCHEDULE	RPI	RPI	RPI	RPI
DIV. I ONLY	2- 7	285	2-7	85	342	284	284	23	23	
DIV. I NON-CONF.	2- 7	285	2-7	87	342	286	286	23	23	
TOTALS	RPI 1-25	RPI 26-50	W-L RECORDS	RPI 51-100	RPI 101-150	RPI 150+				
2- 7	0- 0	0- 0	OVERALL	0- 2	0- 2	2- 3				
2- 1	0- 0	0- 0	HOME	0- 0	0- 1	2- 0				
0- 6	0- 0	0- 0	AWAY	0- 2	0- 1	0- 3				
0- 0	0- 0	0- 0	NEUTRAL	0- 0	0- 0	0- 0				
2- 7	0- 0	0- 0	NON-CONFERENCE	0- 2	0- 2	2- 3				
2- 1	0- 0	0- 0	HOME	0- 0	0- 1	2- 0				
0- 6	0- 0	0- 0	AWAY	0- 2	0- 1	0- 3				
0- 0	0- 0	0- 0	NEUTRAL	0- 0	0- 0	0- 0				
0- 0	0- 0	0- 0	CONFERENCE	0- 0	0- 0	0- 0				
0- 0	0- 0	0- 0	HOME	0- 0	0- 0	0- 0				
0- 0	0- 0	0- 0	AWAY	0- 0	0- 0	0- 0				
0- 0	0- 0	0- 0	NEUTRAL	0- 0	0- 0	0- 0				

RPI 1-25				RPI 26-50				RPI 51-100				RPI 101+				Team's RPI: 284	
RPI	S	Opponent	Score	RPI	S	Opponent	Score	RPI	S	Opponent	Score	RPI	S	Opponent	Score		
								70	A	Colgate	51	88	108	H	Binghamton	62	89
								88	A	Penn	44	92	124	A	Harvard	51	68
												165	A	Massachusetts	55	61	
												177	A	Fla. Atlantic	39	83	
												283	H	Sacred Heart	68	57	
												323	H	Albany (NY)	52	46	
												329	A	Fairleigh Dickinson	58	67	
LAST 10 Division I																	
				329	A	Fairleigh Dickinson	58	67				283	H	Sacred Heart	68	57	
				165	A	Massachusetts	55	61				124	A	Harvard	51	68	
				323	H	Albany (NY)	52	46				88	A	Penn	44	92	
				70	A	Colgate	51	88				108	H	Binghamton	62	89	
				177	A	Fla. Atlantic	39	83									

Non-Div I Games:

Siena

South Alabama

Through Games Of Dec. 21, 2019

Average RPI Win:	254	WON-LOST	WINNING	LAST 10	STRENGTH OF	OPP. STRENGTH	TEAM	ADJ.	CONF.	ADJ CONF.
Average RPI Loss:	133	RECORD	PCT. RANK	GAMES	SCHEDULE	OF SCHEDULE	RPI	RPI	RPI	RPI
DIV. I ONLY	3- 7	254	3-7	177	211	269	269	22	22	
DIV. I NON-CONF.	3- 7	251	3-7	177	214	269	269	22	22	
TOTALS	RPI 1-25	RPI 26-50	W-L RECORDS	RPI 51-100	RPI 101-150	RPI 150+				
3- 7	0- 0	0- 1	OVERALL	0- 1	0- 3	3- 2				
2- 4	0- 0	0- 1	HOME	0- 1	0- 2	2- 0				
1- 3	0- 0	0- 0	AWAY	0- 0	0- 1	1- 2				
0- 0	0- 0	0- 0	NEUTRAL	0- 0	0- 0	0- 0				
3- 7	0- 0	0- 1	NON-CONFERENCE	0- 1	0- 3	3- 2				
2- 4	0- 0	0- 1	HOME	0- 1	0- 2	2- 0				
1- 3	0- 0	0- 0	AWAY	0- 0	0- 1	1- 2				
0- 0	0- 0	0- 0	NEUTRAL	0- 0	0- 0	0- 0				
0- 0	0- 0	0- 0	CONFERENCE	0- 0	0- 0	0- 0				
0- 0	0- 0	0- 0	HOME	0- 0	0- 0	0- 0				
0- 0	0- 0	0- 0	AWAY	0- 0	0- 0	0- 0				
0- 0	0- 0	0- 0	NEUTRAL	0- 0	0- 0	0- 0				

RPI S	Opponent	Score	RPI S	Opponent	Score	RPI S	Opponent	Score	RPI S	Opponent	Score	Team's RPI: 269
41	H Rutgers	56 77	75	H Alabama	62 74	106	H Auburn	62 82	125	H Miami (OH)	73 76	
						139	A UAB	61 77	185	A Tulane	62 53	
						207	A Southern Miss.	55 62	236	A ETSU	60 65	
						249	H A&M-Corpus Christi	83 82	249	H A&M-Corpus Christi	83 82	
						328	H Tennessee St.	70 48	328	H Tennessee St.	70 48	
LAST 10 Division I												
207	A Southern Miss.	55 62	236	A ETSU	60 65	125	H Miami (OH)	73 76	139	A UAB	61 77	
185	A Tulane	62 53	41	H Rutgers	56 77	249	H A&M-Corpus Christi	83 82				
106	H Auburn	62 82										
328	H Tennessee St.	70 48										
75	H Alabama	62 74										

Non-Div I Games: William Carey 68 52 Mobile 103 59

South Alabama

Loss, Non-Conf, S Site, H Home A Away N Neutral

South Carolina

Through Games Of Dec. 21, 2019

Average RPI Win:	133	WON-LOST	WINNING	LAST 10	STRENGTH OF	OPP. STRENGTH	TEAM	ADJ.	CONF.	ADJ CONF.
Average RPI Loss:	13	RECORD	PCT. RANK	GAMES	SCHEDULE	OF SCHEDULE	RPI	RPI	RPI	RPI
DIV. I ONLY	11- 1	11	9-1	34	33	7	7	4	4	
DIV. I NON-CONF.	11- 1	11	9-1	34	33	7	7	4	4	
TOTALS	RPI 1-25	RPI 26-50	W-L RECORDS	RPI 51-100	RPI 101-150	RPI 150+				
11- 1	2- 1	2- 0	OVERALL	2- 0	1- 0	4- 0				
5- 0	2- 0	0- 0	HOME	0- 0	0- 0	3- 0				
4- 0	0- 0	1- 0	AWAY	1- 0	1- 0	1- 0				
2- 1	0- 1	1- 0	NEUTRAL	1- 0	0- 0	0- 0				
11- 1	2- 1	2- 0	NON-CONFERENCE	2- 0	1- 0	4- 0				
5- 0	2- 0	0- 0	HOME	0- 0	0- 0	3- 0				
4- 0	0- 0	1- 0	AWAY	1- 0	1- 0	1- 0				
2- 1	0- 1	1- 0	NEUTRAL	1- 0	0- 0	0- 0				
0- 0	0- 0	0- 0	CONFERENCE	0- 0	0- 0	0- 0				
0- 0	0- 0	0- 0	HOME	0- 0	0- 0	0- 0				
0- 0	0- 0	0- 0	AWAY	0- 0	0- 0	0- 0				
0- 0	0- 0	0- 0	NEUTRAL	0- 0	0- 0	0- 0				

RPI	S	Opponent	Score	RPI	S	Opponent	Score	RPI	S	Opponent	Score	RPI	S	Opponent	Score
13	N	Indiana	57 71	34	N	Baylor	74 59	55	A	Temple	78 71	130	A	Dayton	75 49
18	H	Purdue	85 49	42	A	Maryland	63 54	92	N	Washington St.	68 53	191	A	Clemson	84 48
24	H	Duke	89 46									275	H	Appalachian St.	92 50
												289	H	Alabama St.	103 43
												310	H	USC Upstate	112 32
LAST 10 Division I															
18	H	Purdue	85 49	24	H	Duke	89 46	191	A	Clemson	84 48	310	H	USC Upstate	112 32
55	A	Temple	78 71	92	N	Washington St.	68 53	275	H	Appalachian St.	92 50	130	A	Dayton	75 49
34	N	Baylor	74 59												
92	N	Washington St.	68 53												
13	N	Indiana	57 71												

Non-Div I Games:

South Carolina

Loss, Non-Conf, S Site, H Home A Away N Neutral

Average RPI Win:	331	WON-LOST	WINNING	LAST 10	STRENGTH OF	OPP. STRENGTH	TEAM	ADJ.	CONF.	ADJ CONF.
Average RPI Loss:	271	RECORD	PCT. RANK	GAMES	SCHEDULE	OF SCHEDULE	RPI	RPI	RPI	RPI
DIV. I ONLY	1- 10	332	1-9	349	325	349	349	31	31	
DIV. I NON-CONF.	1- 10	332	1-9	349	325	350	350	31	31	
TOTALS	RPI 1-25	RPI 26-50	W-L RECORDS	RPI 51-100	RPI 101-150	RPI 150+				
1- 10	0- 0	0- 0	OVERALL	0- 0	0- 1	1- 9				
0- 5	0- 0	0- 0	HOME	0- 0	0- 1	0- 4				
1- 5	0- 0	0- 0	AWAY	0- 0	0- 0	1- 5				
0- 0	0- 0	0- 0	NEUTRAL	0- 0	0- 0	0- 0				
1- 10	0- 0	0- 0	NON-CONFERENCE	0- 0	0- 1	1- 9				
0- 5	0- 0	0- 0	HOME	0- 0	0- 1	0- 4				
1- 5	0- 0	0- 0	AWAY	0- 0	0- 0	1- 5				
0- 0	0- 0	0- 0	NEUTRAL	0- 0	0- 0	0- 0				
0- 0	0- 0	0- 0	CONFERENCE	0- 0	0- 0	0- 0				
0- 0	0- 0	0- 0	HOME	0- 0	0- 0	0- 0				
0- 0	0- 0	0- 0	AWAY	0- 0	0- 0	0- 0				
0- 0	0- 0	0- 0	NEUTRAL	0- 0	0- 0	0- 0				

RPI 1-25				RPI 26-50				RPI 51-100				RPI 101+				Team's RPI: 349	
RPI	S	Opponent	Score	RPI	S	Opponent	Score	RPI	S	Opponent	Score	RPI	S	Opponent	Score		
												104	H	North Dakota	53	95	
												260	A	UNLV	57	66	
												271	H	Presbyterian	49	70	
												274	A	UNC Asheville	51	82	
												282	H	Radford	45	60	
												290	A	UNCW	46	84	
												298	H	Col. of Charleston	55	76	
												310	A	USC Upstate	47	58	
												311	H	Mercer	55	66	
												313	A	Georgia St.	52	77	
												331	A	Charleston So.	81	75	
LAST 10 Division I																	
				310	A	USC Upstate	47	58	313	A	Georgia St.	52	77				
				274	A	UNC Asheville	51	82	298	H	Col. of Charleston	55	76				
				311	H	Mercer	55	66	290	A	UNCW	46	84				
				104	H	North Dakota	53	95	282	H	Radford	45	60				
				260	A	UNLV	57	66	331	A	Charleston So.	81	75				

Non-Div I Games:

South Carolina St.

■ Loss, ■ Non-Conf, S Site, H Home A Away N Neutral

South Dakota

Through Games Of Dec. 21, 2019

Average RPI Win:	138	WON-LOST	WINNING	LAST 10	STRENGTH OF	OPP. STRENGTH	TEAM	ADJ.	CONF.	ADJ CONF.
Average RPI Loss:	3	RECORD	PCT. RANK	GAMES	SCHEDULE	OF SCHEDULE	RPI	RPI	RPI	RPI
DIV. I ONLY	10- 1	18	9-1	132	5	23	23	17	17	
DIV. I NON-CONF.	10- 1	18	9-1	131	5	23	23	17	17	
TOTALS	RPI 1-25	RPI 26-50	W-L RECORDS	RPI 51-100	RPI 101-150	RPI 150+				
10- 1	2- 1	1- 0	OVERALL	0- 0	2- 0	5- 0				
5- 1	1- 1	1- 0	HOME	0- 0	1- 0	2- 0				
3- 0	0- 0	0- 0	AWAY	0- 0	1- 0	2- 0				
2- 0	1- 0	0- 0	NEUTRAL	0- 0	0- 0	1- 0				
10- 1	2- 1	1- 0	NON-CONFERENCE	0- 0	2- 0	5- 0				
5- 1	1- 1	1- 0	HOME	0- 0	1- 0	2- 0				
3- 0	0- 0	0- 0	AWAY	0- 0	1- 0	2- 0				
2- 0	1- 0	0- 0	NEUTRAL	0- 0	0- 0	1- 0				
0- 0	0- 0	0- 0	CONFERENCE	0- 0	0- 0	0- 0				
0- 0	0- 0	0- 0	HOME	0- 0	0- 0	0- 0				
0- 0	0- 0	0- 0	AWAY	0- 0	0- 0	0- 0				
0- 0	0- 0	0- 0	NEUTRAL	0- 0	0- 0	0- 0				

RPI 1-25				RPI 26-50				RPI 51-100				RPI 101+			
RPI	S	Opponent	Score	RPI	S	Opponent	Score	RPI	S	Opponent	Score	RPI	S	Opponent	Score
3	H	Missouri St.	66 74	29	H	Drake	102 94					121	A	Green Bay	66 60
12	H	Creighton	72 65									146	H	Montana	96 64
20	N	Ohio St.	68 53									154	N	Northern Ill.	91 48
												181	H	Missouri	72 56
												188	A	Northeastern	80 76
												193	A	Utah	84 81
												332	H	Coppin St.	82 44
LAST 10 Division I															
332	H	Coppin St.	82 44	146	H	Montana	96 64								
12	H	Creighton	72 65	181	H	Missouri	72 56								
154	N	Northern Ill.	91 48	193	A	Utah	84 81								
20	N	Ohio St.	68 53	29	H	Drake	102 94								
3	H	Missouri St.	66 74	121	A	Green Bay	66 60								

Non-Div I Games: Mt. Marty 110 39

South Dakota

Loss, Non-Conf, S Site, H Home A Away N Neutral

Average RPI Win:	175	WON-LOST	WINNING	LAST 10	STRENGTH OF	OPP. STRENGTH	TEAM	ADJ.	CONF.	ADJ CONF.
Average RPI Loss:	35	RECORD	PCT. RANK	GAMES	SCHEDULE	OF SCHEDULE	RPI	RPI	RPI	RPI
DIV. I ONLY	7- 6	161	6-4	127	13	118	118	17	17	
DIV. I NON-CONF.	7- 6	160	6-4	127	12	118	118	17	17	
TOTALS	RPI 1-25	RPI 26-50	W-L RECORDS	RPI 51-100	RPI 101-150	RPI 150+				
7- 6	0- 2	0- 3	OVERALL	1- 1	3- 0	3- 0				
4- 2	0- 0	0- 1	HOME	0- 1	1- 0	3- 0				
1- 3	0- 2	0- 1	AWAY	0- 0	1- 0	0- 0				
2- 1	0- 0	0- 1	NEUTRAL	1- 0	1- 0	0- 0				
7- 6	0- 2	0- 3	NON-CONFERENCE	1- 1	3- 0	3- 0				
4- 2	0- 0	0- 1	HOME	0- 1	1- 0	3- 0				
1- 3	0- 2	0- 1	AWAY	0- 0	1- 0	0- 0				
2- 1	0- 0	0- 1	NEUTRAL	1- 0	1- 0	0- 0				
0- 0	0- 0	0- 0	CONFERENCE	0- 0	0- 0	0- 0				
0- 0	0- 0	0- 0	HOME	0- 0	0- 0	0- 0				
0- 0	0- 0	0- 0	AWAY	0- 0	0- 0	0- 0				
0- 0	0- 0	0- 0	NEUTRAL	0- 0	0- 0	0- 0				

RPI 1-25				RPI 26-50				RPI 51-100				RPI 101+ Team's RPI: 118			
RPI	S	Opponent	Score	RPI	S	Opponent	Score	RPI	S	Opponent	Score	RPI	S	Opponent	Score
12	A	Creighton	48 61	29	A	Drake	67 74	61	H	Central Mich.	74 79	121	A	Green Bay	60 55
22	A	Oregon	56 95	43	N	FGCU	70 71	71	N	Notre Dame	65 59	132	H	Montana St.	60 50
				45	H	Marquette	58 65					147	N	South Fla.	61 50
												190	H	Wyoming	67 40
												229	H	Chattanooga	71 56
												332	H	Coppin St.	94 41
LAST 10 Division I															
				45	H	Marquette	58 65	121	A	Green Bay	60 55				
				61	H	Central Mich.	74 79	43	N	FGCU	70 71				
				229	H	Chattanooga	71 56	71	N	Notre Dame	65 59				
				22	A	Oregon	56 95	147	N	South Fla.	61 50				
				332	H	Coppin St.	94 41	190	H	Wyoming	67 40				

Non-Div I Games: Dakota Wesleyan 77 46

South Dakota St.

Average RPI Win:	185	WON-LOST	WINNING	LAST 10	STRENGTH OF	OPP. STRENGTH	TEAM	ADJ.	CONF.	ADJ CONF.
Average RPI Loss:	89	RECORD	PCT. RANK	GAMES	SCHEDULE	OF SCHEDULE	RPI	RPI	RPI	RPI
DIV. I ONLY	7- 6	161	4-6	110	49	147	147	8	8	
DIV. I NON-CONF.	7- 6	160	4-6	110	48	150	150	8	8	
TOTALS	RPI 1-25	RPI 26-50	W-L RECORDS	RPI 51-100	RPI 101-150	RPI 150+				
7- 6	0- 1	0- 2	OVERALL	1- 1	1- 1	5- 1				
7- 0	0- 0	0- 0	HOME	1- 0	1- 0	5- 0				
0- 2	0- 0	0- 1	AWAY	0- 0	0- 0	0- 1				
0- 4	0- 1	0- 1	NEUTRAL	0- 1	0- 1	0- 0				
7- 6	0- 1	0- 2	NON-CONFERENCE	1- 1	1- 1	5- 1				
7- 0	0- 0	0- 0	HOME	1- 0	1- 0	5- 0				
0- 2	0- 0	0- 1	AWAY	0- 0	0- 0	0- 1				
0- 4	0- 1	0- 1	NEUTRAL	0- 1	0- 1	0- 0				
0- 0	0- 0	0- 0	CONFERENCE	0- 0	0- 0	0- 0				
0- 0	0- 0	0- 0	HOME	0- 0	0- 0	0- 0				
0- 0	0- 0	0- 0	AWAY	0- 0	0- 0	0- 0				
0- 0	0- 0	0- 0	NEUTRAL	0- 0	0- 0	0- 0				

RPI S	Opponent	Score	RPI S	Opponent	Score	RPI S	Opponent	Score	RPI S	Opponent	Score	Team's RPI: 147
9 N	Mississippi St.	61 86	34 A	Baylor	46 58	71 N	Notre Dame	51 67	118 N	South Dakota St.	50 61	
			43 N	FGCU	77 81	96 H	Idaho	67 64	127 H	Texas	64 57	
									179 H	Howard	82 53	
									195 H	VCU	77 55	
									205 H	Jacksonville	70 39	
									206 H	Saint Francis (PA)	62 23	
									260 A	UNLV	51 61	
									289 H	Alabama St.	80 29	
LAST 10 Division I												
9 N	Mississippi St.	61 86	260 A	UNLV	51 61							
96 H	Idaho	67 64	118 N	South Dakota St.	50 61							
289 H	Alabama St.	80 29	206 H	Saint Francis (PA)	62 23							
71 N	Notre Dame	51 67	34 A	Baylor	46 58							
43 N	FGCU	77 81	195 H	VCU	77 55							

Non-Div I Games:

South Fla.

Average RPI Win: 260		WON-LOST	WINNING	LAST 10	STRENGTH OF	OPP. STRENGTH	TEAM	ADJ.	CONF.	ADJ CONF.
Average RPI Loss: 152		RECORD	PCT. RANK	GAMES	SCHEDULE	OF SCHEDULE	RPI	RPI	RPI	RPI
DIV. I ONLY		6- 3	86	6-3	317	181	151	151	20	20
DIV. I NON-CONF.		6- 3	85	6-3	317	183	154	154	20	20
TOTALS	RPI 1-25	RPI 26-50		W-L RECORDS		RPI 51-100	RPI 101-150	RPI 150+		
6- 3	0- 0	0- 1		OVERALL		1- 0	0- 0	5- 2		
2- 0	0- 0	0- 0		HOME		1- 0	0- 0	1- 0		
4- 3	0- 0	0- 1		AWAY		0- 0	0- 0	4- 2		
0- 0	0- 0	0- 0		NEUTRAL		0- 0	0- 0	0- 0		
6- 3	0- 0	0- 1		NON-CONFERENCE		1- 0	0- 0	5- 2		
2- 0	0- 0	0- 0		HOME		1- 0	0- 0	1- 0		
4- 3	0- 0	0- 1		AWAY		0- 0	0- 0	4- 2		
0- 0	0- 0	0- 0		NEUTRAL		0- 0	0- 0	0- 0		
0- 0	0- 0	0- 0		CONFERENCE		0- 0	0- 0	0- 0		
0- 0	0- 0	0- 0		HOME		0- 0	0- 0	0- 0		
0- 0	0- 0	0- 0		AWAY		0- 0	0- 0	0- 0		
0- 0	0- 0	0- 0		NEUTRAL		0- 0	0- 0	0- 0		

[illegible]

Non-Div I Games:	Mo.-St. Louis	70	56
------------------	---------------	----	----

Southeast Mo. St.

■ Loss, ■ Non-Conf, S Site, H Home A Away N Neutral

Average RPI Win:	292	WON-LOST	WINNING	LAST 10	STRENGTH OF	OPP. STRENGTH	TEAM	ADJ.	CONF.	ADJ CONF.
Average RPI Loss:	145	RECORD	PCT. RANK	GAMES	SCHEDULE	OF SCHEDULE	RPI	RPI	RPI	RPI
DIV. I ONLY	3- 6	234	3-6	268	264	261	261	26	26	
DIV. I NON-CONF.	2- 5	260	2-5	235	303	253	253	26	26	
TOTALS	RPI 1-25	RPI 26-50	W-L RECORDS	RPI 51-100	RPI 101-150	RPI 150+				
3- 6	0- 0	0- 1	OVERALL	0- 0	0- 1	3- 4				
1- 1	0- 0	0- 0	HOME	0- 0	0- 0	1- 1				
2- 5	0- 0	0- 1	AWAY	0- 0	0- 1	2- 3				
0- 0	0- 0	0- 0	NEUTRAL	0- 0	0- 0	0- 0				
2- 5	0- 0	0- 1	NON-CONFERENCE	0- 0	0- 1	2- 3				
1- 0	0- 0	0- 0	HOME	0- 0	0- 0	1- 0				
1- 5	0- 0	0- 1	AWAY	0- 0	0- 1	1- 3				
0- 0	0- 0	0- 0	NEUTRAL	0- 0	0- 0	0- 0				
1- 1	0- 0	0- 0	CONFERENCE	0- 0	0- 0	1- 1				
0- 1	0- 0	0- 0	HOME	0- 0	0- 0	0- 1				
1- 0	0- 0	0- 0	AWAY	0- 0	0- 0	1- 0				
0- 0	0- 0	0- 0	NEUTRAL	0- 0	0- 0	0- 0				

RPI 1-25			RPI 26-50			RPI 51-100			RPI 101+			Team's RPI: 261
RPI	S	Opponent	Score	RPI	S	Opponent	Score	RPI	S	Opponent	Score	
				27	A	LSU	52 62					
								103	A	Houston	65 78	
								152	H	Lamar University	57 65	
								157	A	Louisiana	50 60	
								207	A	Southern Miss.	54 62	
								222	A	Louisiana Tech	78 92	
								257	H	Jackson St.	63 59	
								268	A	Houston Baptist	69 59	
								350	A	La.-Monroe	65 52	
LAST 10 Division I												
				222	A	Louisiana Tech	78 92	268	A	Houston Baptist	69 59	
				257	H	Jackson St.	63 59	152	H	Lamar University	57 65	
				350	A	La.-Monroe	65 52	207	A	Southern Miss.	54 62	
				27	A	LSU	52 62	103	A	Houston	65 78	
				157	A	Louisiana	50 60					

Non-Div I Games: LSU-Alexandria 89 67

Southeastern La.

Average RPI Win:	217	WON-LOST	WINNING	LAST 10	STRENGTH OF	OPP. STRENGTH	TEAM	ADJ.	CONF.	ADJ CONF.
Average RPI Loss:	128	RECORD	PCT. RANK	GAMES	SCHEDULE	OF SCHEDULE	RPI	RPI	RPI	RPI
DIV. I ONLY	8- 3	70	7-3	199	146	105	105	1	1	
DIV. I NON-CONF.	8- 3	69	7-3	201	147	105	105	1	1	
TOTALS	RPI 1-25	RPI 26-50	W-L RECORDS	RPI 51-100	RPI 101-150	RPI 150+				
8- 3	1- 1	0- 0	OVERALL	1- 1	0- 0	6- 1				
5- 1	1- 1	0- 0	HOME	0- 0	0- 0	4- 0				
2- 1	0- 0	0- 0	AWAY	0- 0	0- 0	2- 1				
1- 1	0- 0	0- 0	NEUTRAL	1- 1	0- 0	0- 0				
8- 3	1- 1	0- 0	NON-CONFERENCE	1- 1	0- 0	6- 1				
5- 1	1- 1	0- 0	HOME	0- 0	0- 0	4- 0				
2- 1	0- 0	0- 0	AWAY	0- 0	0- 0	2- 1				
1- 1	0- 0	0- 0	NEUTRAL	1- 1	0- 0	0- 0				
0- 0	0- 0	0- 0	CONFERENCE	0- 0	0- 0	0- 0				
0- 0	0- 0	0- 0	HOME	0- 0	0- 0	0- 0				
0- 0	0- 0	0- 0	AWAY	0- 0	0- 0	0- 0				
0- 0	0- 0	0- 0	NEUTRAL	0- 0	0- 0	0- 0				

RPI 1-25				RPI 26-50				RPI 51-100				RPI 101+ Team's RPI: 105			
RPI	S	Opponent	Score	RPI	S	Opponent	Score	RPI	S	Opponent	Score	RPI	S	Opponent	Score
10	H	Texas A&M	64 74					75	N	Alabama	60 57	239	H	Long Beach St.	57 40
21	H	Virginia	59 49					95	N	Nebraska	54 67	245	A	CSUN	69 53
												248	A	UC Riverside	76 59
												260	H	UNLV	75 54
												280	A	UC Santa Barbara	46 57
												308	H	Nevada	50 47
												340	H	UTRGV	80 43
LAST 10 Division I															
260	H	UNLV	75 54	239	H	Long Beach St.	57 40								
75	N	Alabama	60 57	308	H	Nevada	50 47								
95	N	Nebraska	54 67	340	H	UTRGV	80 43								
10	H	Texas A&M	64 74	248	A	UC Riverside	76 59								
280	A	UC Santa Barbara	46 57	21	H	Virginia	59 49								

Non-Div I Games:

Southern California

■ Loss,
 ■ Non-Conf, S Site,
 ■ Home
 ■ Away
 N Neutral

Average RPI Win:	177	WON-LOST	WINNING	LAST 10	STRENGTH OF	OPP. STRENGTH	TEAM	ADJ.	CONF.	ADJ CONF.
Average RPI Loss:	118	RECORD	PCT. RANK	GAMES	SCHEDULE	OF SCHEDULE	RPI	RPI	RPI	RPI
DIV. I ONLY	8- 3	70	7-3	162	158	76	76	7	7	
DIV. I NON-CONF.	8- 3	69	7-3	166	160	76	76	7	7	
TOTALS	RPI 1-25	RPI 26-50	W-L RECORDS	RPI 51-100	RPI 101-150	RPI 150+				
8- 3	0- 0	1- 0	OVERALL	0- 1	1- 1	6- 1				
4- 1	0- 0	1- 0	HOME	0- 0	1- 1	2- 0				
3- 2	0- 0	0- 0	AWAY	0- 1	0- 0	3- 1				
1- 0	0- 0	0- 0	NEUTRAL	0- 0	0- 0	1- 0				
8- 3	0- 0	1- 0	NON-CONFERENCE	0- 1	1- 1	6- 1				
4- 1	0- 0	1- 0	HOME	0- 0	1- 1	2- 0				
3- 2	0- 0	0- 0	AWAY	0- 1	0- 0	3- 1				
1- 0	0- 0	0- 0	NEUTRAL	0- 0	0- 0	1- 0				
0- 0	0- 0	0- 0	CONFERENCE	0- 0	0- 0	0- 0				
0- 0	0- 0	0- 0	HOME	0- 0	0- 0	0- 0				
0- 0	0- 0	0- 0	AWAY	0- 0	0- 0	0- 0				
0- 0	0- 0	0- 0	NEUTRAL	0- 0	0- 0	0- 0				

RPI 1-25				RPI 26-50				RPI 51-100				Team's RPI: 76	RPI 101+			
RPI	S	Opponent	Score	RPI	S	Opponent	Score	RPI	S	Opponent	Score		RPI	S	Opponent	Score
				31	H	Saint Louis	61 53						128	H	UT Martin	70 59
													145	H	Memphis	66 70
													151	A	Southeast Mo. St.	65 79
													154	A	Northern Ill.	80 61
													180	H	Murray St.	76 66
													196	A	Eastern Mich.	85 54
													228	N	Western Ill.	79 65
													237	H	Tennessee Tech	76 65
													259	A	SIUE	103 67
LAST 10 Division I																
				151	A	Southeast Mo. St.	65 79						154	A	Northern Ill.	80 61
				128	H	UT Martin	70 59						228	N	Western Ill.	79 65
				31	H	Saint Louis	61 53						180	H	Murray St.	76 66
				196	A	Eastern Mich.	85 54						237	H	Tennessee Tech	76 65
				145	H	Memphis	66 70						58	A	IUPUI	78 81

Non-Div I Games:

Southern Ill.

■ Loss,
 ■ Non-Conf,
 ■ S Site,
 ■ H Home
 ■ A Away
 N Neutral

Average RPI Win:	285	WON-LOST	WINNING	LAST 10	STRENGTH OF	OPP. STRENGTH	TEAM	ADJ.	CONF.	ADJ CONF.
Average RPI Loss:	99	RECORD	PCT. RANK	GAMES	SCHEDULE	OF SCHEDULE	RPI	RPI	RPI	RPI
DIV. I ONLY	6- 3	86	6-3	314	170	207	207	15	15	
DIV. I NON-CONF.	6- 3	85	6-3	313	173	205	205	15	15	
TOTALS	RPI 1-25	RPI 26-50	W-L RECORDS	RPI 51-100	RPI 101-150	RPI 150+				
6- 3	0- 1	0- 0	OVERALL	0- 0	0- 1	6- 1				
5- 1	0- 0	0- 0	HOME	0- 0	0- 0	5- 1				
1- 2	0- 1	0- 0	AWAY	0- 0	0- 1	1- 0				
0- 0	0- 0	0- 0	NEUTRAL	0- 0	0- 0	0- 0				
6- 3	0- 1	0- 0	NON-CONFERENCE	0- 0	0- 1	6- 1				
5- 1	0- 0	0- 0	HOME	0- 0	0- 0	5- 1				
1- 2	0- 1	0- 0	AWAY	0- 0	0- 1	1- 0				
0- 0	0- 0	0- 0	NEUTRAL	0- 0	0- 0	0- 0				
0- 0	0- 0	0- 0	CONFERENCE	0- 0	0- 0	0- 0				
0- 0	0- 0	0- 0	HOME	0- 0	0- 0	0- 0				
0- 0	0- 0	0- 0	AWAY	0- 0	0- 0	0- 0				
0- 0	0- 0	0- 0	NEUTRAL	0- 0	0- 0	0- 0				

RPI 1-25				RPI 26-50				RPI 51-100				RPI 101+				Team's RPI: 207
RPI	S	Opponent	Score	RPI	S	Opponent	Score	RPI	S	Opponent	Score	RPI	S	Opponent	Score	
9	A	Mississippi St.	58 91									103	A	Houston	60 75	
												185	H	Tulane	58 62	
												195	H	VCU	51 39	
												261	H	Southeastern La.	62 54	
												269	H	South Alabama	62 55	
												296	H	Ole Miss	59 53	
												337	H	Mississippi Val.	84 80	
												350	A	La.-Monroe	57 42	
LAST 10 Division I																
195	H	VCU	51 39	103	A	Houston	60 75									
337	H	Mississippi Val.	84 80	269	H	South Alabama	62 55									
296	H	Ole Miss	59 53	185	H	Tulane	58 62									
350	A	La.-Monroe	57 42	9	A	Mississippi St.	58 91									
261	H	Southeastern La.	62 54													

Non-Div I Games: William Carey 77 47

Southern Miss.

Average RPI Win:	0	WON-LOST	WINNING	LAST 10	STRENGTH OF	OPP. STRENGTH	TEAM	ADJ.	CONF.	ADJ CONF.
Average RPI Loss:	121	RECORD	PCT. RANK	GAMES	SCHEDULE	OF SCHEDULE	RPI	RPI	RPI	RPI
DIV. I ONLY	0- 9	338	0-9	16	287	263	263	27	27	
DIV. I NON-CONF.	0- 9	338	0-9	16	289	263	263	27	27	
TOTALS	RPI 1-25	RPI 26-50	W-L RECORDS	RPI 51-100	RPI 101-150	RPI 150+				
0- 9	0- 0	0- 1	OVERALL	0- 3	0- 4	0- 1				
0- 0	0- 0	0- 0	HOME	0- 0	0- 0	0- 0				
0- 7	0- 0	0- 1	AWAY	0- 2	0- 4	0- 0				
0- 2	0- 0	0- 0	NEUTRAL	0- 1	0- 0	0- 1				
0- 9	0- 0	0- 1	NON-CONFERENCE	0- 3	0- 4	0- 1				
0- 0	0- 0	0- 0	HOME	0- 0	0- 0	0- 0				
0- 7	0- 0	0- 1	AWAY	0- 2	0- 4	0- 0				
0- 2	0- 0	0- 0	NEUTRAL	0- 1	0- 0	0- 1				
0- 0	0- 0	0- 0	CONFERENCE	0- 0	0- 0	0- 0				
0- 0	0- 0	0- 0	HOME	0- 0	0- 0	0- 0				
0- 0	0- 0	0- 0	AWAY	0- 0	0- 0	0- 0				
0- 0	0- 0	0- 0	NEUTRAL	0- 0	0- 0	0- 0				

RPI 1-25				RPI 26-50				RPI 51-100				RPI 101+ Team's RPI: 263			
RPI	S	Opponent	Score	RPI	S	Opponent	Score	RPI	S	Opponent	Score	RPI	S	Opponent	Score
				41	A	Rutgers	58 78	53	A	Oklahoma St.	59 72	127	A	Texas	39 93
								92	N	Washington St.	54 69	133	A	Iowa St.	36 69
								95	A	Nebraska	39 73	135	A	Wichita St.	63 69
												142	A	Fordham	52 65
												274	N	UNC Asheville	34 53
LAST 10 Division I															
				41	A	Rutgers	58 78	274	N	UNC Asheville	34 53				
				127	A	Texas	39 93	92	N	Washington St.	54 69				
				95	A	Nebraska	39 73	53	A	Oklahoma St.	59 72				
				135	A	Wichita St.	63 69	142	A	Fordham	52 65				
				133	A	Iowa St.	36 69								

Non-Div I Games: Tougaloo 100 39 Wiley 78 55

Southern U.

Loss, Non-Conf, S Site, Home A Away N Neutral

Southern Utah

Through Games Of Dec. 21, 2019

Average RPI Win:	247	WON-LOST	WINNING	LAST 10	STRENGTH OF	OPP. STRENGTH	TEAM	ADJ.	CONF.	ADJ CONF.
Average RPI Loss:	182	RECORD	PCT. RANK	GAMES	SCHEDULE	OF SCHEDULE	RPI	RPI	RPI	RPI
DIV. I ONLY	6- 3	86	6-3	300	159	166	166	19	19	
DIV. I NON-CONF.	6- 3	85	6-3	301	161	167	167	19	19	
TOTALS	RPI 1-25	RPI 26-50	W-L RECORDS	RPI 51-100	RPI 101-150	RPI 150+				
6- 3	0- 1	0- 0	OVERALL	0- 0	0- 0	6- 2				
5- 0	0- 0	0- 0	HOME	0- 0	0- 0	5- 0				
1- 3	0- 1	0- 0	AWAY	0- 0	0- 0	1- 2				
0- 0	0- 0	0- 0	NEUTRAL	0- 0	0- 0	0- 0				
6- 3	0- 1	0- 0	NON-CONFERENCE	0- 0	0- 0	6- 2				
5- 0	0- 0	0- 0	HOME	0- 0	0- 0	5- 0				
1- 3	0- 1	0- 0	AWAY	0- 0	0- 0	1- 2				
0- 0	0- 0	0- 0	NEUTRAL	0- 0	0- 0	0- 0				
0- 0	0- 0	0- 0	CONFERENCE	0- 0	0- 0	0- 0				
0- 0	0- 0	0- 0	HOME	0- 0	0- 0	0- 0				
0- 0	0- 0	0- 0	AWAY	0- 0	0- 0	0- 0				
0- 0	0- 0	0- 0	NEUTRAL	0- 0	0- 0	0- 0				

RPI 1-25				RPI 26-50			RPI 51-100			RPI 101+			Team's RPI: 166
RPI	S	Opponent	Score	RPI	S	Opponent	Score	RPI	S	Opponent	Score		
5	A	Oregon St.	45 95							203	H	Cal St. Fullerton	79 63
										213	H	UC Irvine	82 68
										214	H	Oral Roberts	72 58
										248	H	UC Riverside	79 68
										260	H	UNLV	72 68
										264	A	Grand Canyon	65 69
										278	A	Denver	73 81
										345	A	Utah Valley	71 58
LAST 10 Division I													
260	H	UNLV	72 68	248	H	UC Riverside	79 68						
264	A	Grand Canyon	65 69	278	A	Denver	73 81						
345	A	Utah Valley	71 58	213	H	UC Irvine	82 68						
203	H	Cal St. Fullerton	79 63	214	H	Oral Roberts	72 58						
				5	A	Oregon St.	45 95						

Non-Div I Games:

Southern Utah

■ Loss,
 ■ Non-Conf, S Site,
 ■ Home
 ■ Away
 N Neutral

St. Bonaventure

Through Games Of Dec. 21, 2019

Average RPI Win:	222	WON-LOST	WINNING	LAST 10	STRENGTH OF	OPP. STRENGTH	TEAM	ADJ.	CONF.	ADJ CONF.
Average RPI Loss:	128	RECORD	PCT. RANK	GAMES	SCHEDULE	OF SCHEDULE	RPI	RPI	RPI	RPI
DIV. I ONLY	3- 9	271	2-8	120	227	277	277	11	11	
DIV. I NON-CONF.	3- 9	271	2-8	121	230	278	278	11	11	
TOTALS	RPI 1-25	RPI 26-50	W-L RECORDS	RPI 51-100	RPI 101-150	RPI 150+				
3- 9	0- 0	0- 0	OVERALL	0- 4	0- 3	3- 2				
2- 4	0- 0	0- 0	HOME	0- 2	0- 2	2- 0				
0- 4	0- 0	0- 0	AWAY	0- 2	0- 1	0- 1				
1- 1	0- 0	0- 0	NEUTRAL	0- 0	0- 0	1- 1				
3- 9	0- 0	0- 0	NON-CONFERENCE	0- 4	0- 3	3- 2				
2- 4	0- 0	0- 0	HOME	0- 2	0- 2	2- 0				
0- 4	0- 0	0- 0	AWAY	0- 2	0- 1	0- 1				
1- 1	0- 0	0- 0	NEUTRAL	0- 0	0- 0	1- 1				
0- 0	0- 0	0- 0	CONFERENCE	0- 0	0- 0	0- 0				
0- 0	0- 0	0- 0	HOME	0- 0	0- 0	0- 0				
0- 0	0- 0	0- 0	AWAY	0- 0	0- 0	0- 0				
0- 0	0- 0	0- 0	NEUTRAL	0- 0	0- 0	0- 0				

RPI 1-25				RPI 26-50				RPI 51-100				RPI 101+				Team's RPI: 277	
RPI	S	Opponent	Score	RPI	S	Opponent	Score	RPI	S	Opponent	Score	RPI	S	Opponent	Score		
								52	H	St. John's (NY)	56	68	108	A	Binghamton	67	78
								66	A	Kent St.	58	81	118	H	Akron	54	63
								73	H	Buffalo	36	46	136	H	Cleveland St.	62	65
								100	A	Bucknell	60	68	156	N	Wright St.	57	56
													159	N	Saint Mary's (CA)	57	72
													233	H	Niagara	71	67
													276	H	Oakland	80	66
													339	A	Canisius	82	84
LAST 10 Division I																	
				159	N	Saint Mary's (CA)	57	72	156	N	Wright St.	57	56				
				136	H	Cleveland St.	62	65	276	H	Oakland	80	66				
				339	A	Canisius	82	84	73	H	Buffalo	36	46				
				100	A	Bucknell	60	68	66	A	Kent St.	58	81				
				118	H	Akron	54	63	108	A	Binghamton	67	78				

Non-Div I Games:

St. Bonaventure

 Loss,
 Non-Conf,
 S Site,
 H Home
 A Away
N Neutral

Average RPI Win:	289	WON-LOST	WINNING	LAST 10	STRENGTH OF	OPP. STRENGTH	TEAM	ADJ.	CONF.	ADJ CONF.
Average RPI Loss:	130	RECORD	PCT. RANK	GAMES	SCHEDULE	OF SCHEDULE	RPI	RPI	RPI	RPI
DIV. I ONLY	3- 7	254	3-7	180	249	255	255	30	30	
DIV. I NON-CONF.	3- 7	251	3-7	180	253	256	256	30	30	
TOTALS	RPI 1-25	RPI 26-50	W-L RECORDS	RPI 51-100	RPI 101-150	RPI 150+				
3- 7	0- 1	0- 1	OVERALL	0- 2	0- 1	3- 2				
2- 1	0- 0	0- 0	HOME	0- 0	0- 1	2- 0				
1- 4	0- 1	0- 1	AWAY	0- 1	0- 0	1- 1				
0- 2	0- 0	0- 0	NEUTRAL	0- 1	0- 0	0- 1				
3- 7	0- 1	0- 1	NON-CONFERENCE	0- 2	0- 1	3- 2				
2- 1	0- 0	0- 0	HOME	0- 0	0- 1	2- 0				
1- 4	0- 1	0- 1	AWAY	0- 1	0- 0	1- 1				
0- 2	0- 0	0- 0	NEUTRAL	0- 1	0- 0	0- 1				
0- 0	0- 0	0- 0	CONFERENCE	0- 0	0- 0	0- 0				
0- 0	0- 0	0- 0	HOME	0- 0	0- 0	0- 0				
0- 0	0- 0	0- 0	AWAY	0- 0	0- 0	0- 0				
0- 0	0- 0	0- 0	NEUTRAL	0- 0	0- 0	0- 0				

RPI 1-25				RPI 26-50				RPI 51-100				RPI 101+ Team's RPI: 255			
RPI	S	Opponent	Score	RPI	S	Opponent	Score	RPI	S	Opponent	Score	RPI	S	Opponent	Score
11	A	Princeton	44 76	45	A	Marquette	71 92	78	N	Pacific	62 71	117	H	Stony Brook	73 86
								91	A	Boston College	69 106	258	H	Army West Point	70 64
												266	N	Ga. Southern	47 78
												285	H	Loyola Maryland	89 78
												304	A	NJIT	69 88
												323	A	Albany (NY)	49 41
LAST 10 Division I															
266	N	Ga. Southern	47 78	78	N	Pacific	62 71								
258	H	Army West Point	70 64	323	A	Albany (NY)	49 41								
91	A	Boston College	69 106	11	A	Princeton	44 76								
45	A	Marquette	71 92	304	A	NJIT	69 88								
117	H	Stony Brook	73 86	285	H	Loyola Maryland	89 78								

Non-Div I Games: East Stroudsburg 84 62

St. Francis Brooklyn

■ Loss,
 ■ Non-Conf,
 ■ S Site,
 ■ Home
 ■ A Away
 N Neutral

Average RPI Win:	190	WON-LOST	WINNING	LAST 10	STRENGTH OF	OPP. STRENGTH	TEAM	ADJ.	CONF.	ADJ CONF.
Average RPI Loss:	92	RECORD	PCT. RANK	GAMES	SCHEDULE	OF SCHEDULE	RPI	RPI	RPI	RPI
DIV. I ONLY	7- 4	99	6-4	65	162	52	52	5	5	
DIV. I NON-CONF.	7- 4	100	6-4	65	164	53	53	5	5	
TOTALS	RPI 1-25	RPI 26-50	W-L RECORDS	RPI 51-100	RPI 101-150	RPI 150+				
7- 4	0- 1	0- 1	OVERALL	1- 1	1- 0	5- 1				
5- 0	0- 0	0- 0	HOME	0- 0	1- 0	4- 0				
2- 3	0- 1	0- 1	AWAY	1- 0	0- 0	1- 1				
0- 1	0- 0	0- 0	NEUTRAL	0- 1	0- 0	0- 0				
7- 4	0- 1	0- 1	NON-CONFERENCE	1- 1	1- 0	5- 1				
5- 0	0- 0	0- 0	HOME	0- 0	1- 0	4- 0				
2- 3	0- 1	0- 1	AWAY	1- 0	0- 0	1- 1				
0- 1	0- 0	0- 0	NEUTRAL	0- 1	0- 0	0- 0				
0- 0	0- 0	0- 0	CONFERENCE	0- 0	0- 0	0- 0				
0- 0	0- 0	0- 0	HOME	0- 0	0- 0	0- 0				
0- 0	0- 0	0- 0	AWAY	0- 0	0- 0	0- 0				
0- 0	0- 0	0- 0	NEUTRAL	0- 0	0- 0	0- 0				

RPI 1-25				RPI 26-50				RPI 51-100				RPI 101+			
RPI	S	Opponent	Score	RPI	S	Opponent	Score	RPI	S	Opponent	Score	RPI	S	Opponent	Score
14	A	Florida St.	70 74	37	A	James Madison	73 76	58	N	IUPUI	78 85	134	H	Wake Forest	82 74
								60	A	Yale	80 66	165	H	Massachusetts	82 71
												219	H	Lafayette	76 44
												220	H	Fairfield	71 69
												258	H	Army West Point	96 60
												260	A	UNLV	75 79
												277	A	St. Bonaventure	68 56
LAST 10 Division I															
220	H	Fairfield	71 69	14	A	Florida St.	70 74	258	H	Army West Point	96 60				
165	H	Massachusetts	82 71					60	A	Yale	80 66				
134	H	Wake Forest	82 74	37	A	James Madison	73 76	260	A	UNLV	75 79				
				219	H	Lafayette	76 44	58	N	IUPUI	78 85				

Non-Div I Games:

St. John's (NY)

Average RPI Win:	109	WON-LOST	WINNING	LAST 10	STRENGTH OF	OPP. STRENGTH	TEAM	ADJ.	CONF.	ADJ CONF.
Average RPI Loss:	0	RECORD	PCT. RANK	GAMES	SCHEDULE	OF SCHEDULE	RPI	RPI	RPI	RPI
DIV. I ONLY	10- 0	1	10-0	8	39	2	2	1	1	
DIV. I NON-CONF.	10- 0	1	10-0	9	40	2	2	1	1	
TOTALS	RPI 1-25	RPI 26-50	W-L RECORDS	RPI 51-100	RPI 101-150	RPI 150+				
10- 0	3- 0	0- 0	OVERALL	2- 0	3- 0	2- 0				
6- 0	2- 0	0- 0	HOME	1- 0	2- 0	1- 0				
1- 0	0- 0	0- 0	AWAY	0- 0	1- 0	0- 0				
3- 0	1- 0	0- 0	NEUTRAL	1- 0	0- 0	1- 0				
10- 0	3- 0	0- 0	NON-CONFERENCE	2- 0	3- 0	2- 0				
6- 0	2- 0	0- 0	HOME	1- 0	2- 0	1- 0				
1- 0	0- 0	0- 0	AWAY	0- 0	1- 0	0- 0				
3- 0	1- 0	0- 0	NEUTRAL	1- 0	0- 0	1- 0				
0- 0	0- 0	0- 0	CONFERENCE	0- 0	0- 0	0- 0				
0- 0	0- 0	0- 0	HOME	0- 0	0- 0	0- 0				
0- 0	0- 0	0- 0	AWAY	0- 0	0- 0	0- 0				
0- 0	0- 0	0- 0	NEUTRAL	0- 0	0- 0	0- 0				

RPI	S	Opponent	Score	RPI	S	Opponent	Score	RPI	S	Opponent	Score	RPI	S	Opponent	Score
6	H	Gonzaga	76 70					73	H	Buffalo	88 69	123	A	San Francisco	97 71
9	N	Mississippi St.	67 62					97	N	Syracuse	77 59	129	H	Tennessee	78 51
20	H	Ohio St.	71 52									144	H	Northern Colo.	90 36
												240	N	California Baptist	83 78
												247	H	Eastern Wash.	92 27
LAST 10 Division I															
129	H	Tennessee	78 51	20	H	Ohio St.	71 52								
6	H	Gonzaga	76 70	9	N	Mississippi St.	67 62								
144	H	Northern Colo.	90 36	97	N	Syracuse	77 59								
123	A	San Francisco	97 71	240	N	California Baptist	83 78								
247	H	Eastern Wash.	92 27	73	H	Buffalo	88 69								

Non-Div I Games:

Stanford

Average RPI Win:	299	WON-LOST	WINNING	LAST 10	STRENGTH OF	OPP. STRENGTH	TEAM	ADJ.	CONF.	ADJ CONF.
Average RPI Loss:	112	RECORD	PCT. RANK	GAMES	SCHEDULE	OF SCHEDULE	RPI	RPI	RPI	RPI
DIV. I ONLY	3- 6	234	3-6	143	252	218	218	14	14	
DIV. I NON-CONF.	3- 6	236	3-6	145	257	219	219	14	14	
TOTALS	RPI 1-25	RPI 26-50	W-L RECORDS	RPI 51-100	RPI 101-150	RPI 150+				
3- 6	0- 0	0- 1	OVERALL	0- 2	0- 2	3- 1				
2- 1	0- 0	0- 0	HOME	0- 0	0- 1	2- 0				
1- 4	0- 0	0- 1	AWAY	0- 2	0- 1	1- 0				
0- 1	0- 0	0- 0	NEUTRAL	0- 0	0- 0	0- 1				
3- 6	0- 0	0- 1	NON-CONFERENCE	0- 2	0- 2	3- 1				
2- 1	0- 0	0- 0	HOME	0- 0	0- 1	2- 0				
1- 4	0- 0	0- 1	AWAY	0- 2	0- 1	1- 0				
0- 1	0- 0	0- 0	NEUTRAL	0- 0	0- 0	0- 1				
0- 0	0- 0	0- 0	CONFERENCE	0- 0	0- 0	0- 0				
0- 0	0- 0	0- 0	HOME	0- 0	0- 0	0- 0				
0- 0	0- 0	0- 0	AWAY	0- 0	0- 0	0- 0				
0- 0	0- 0	0- 0	NEUTRAL	0- 0	0- 0	0- 0				

RPI 1-25				RPI 26-50				RPI 51-100				RPI 101+				Team's RPI: 218	
RPI	S	Opponent	Score	RPI	S	Opponent	Score	RPI	S	Opponent	Score	RPI	S	Opponent	Score		
				28	A	Kentucky	48 67	83	A	UCF	40 66	129	A	Tennessee	46 73		
								88	A	Penn	41 81	138	H	Bethune-Cookman	55 59		
												206	N	Saint Francis (PA)	73 78		
												256	H	Tulsa	66 60		
												302	A	Morehead St.	58 55		
												339	H	Canisius	68 52		
LAST 10 Division I																	
				138	H	Bethune-Cookman	55 59	339	H	Canisius	68 52						
				206	N	Saint Francis (PA)	73 78	256	H	Tulsa	66 60						
				302	A	Morehead St.	58 55	88	A	Penn	41 81						
				28	A	Kentucky	48 67	83	A	UCF	40 66						
								129	A	Tennessee	46 73						

Non-Div I Games: Palm Beach Atl. 77 46 Trinity Baptist 116 40 Fla. National 80 37

Stetson

Stony Brook

Through Games Of Dec. 21, 2019

Average RPI Win:	269	WON-LOST	WINNING	LAST 10	STRENGTH OF	OPP. STRENGTH	TEAM	ADJ.	CONF.	ADJ CONF.
Average RPI Loss:	48	RECORD	PCT. RANK	GAMES	SCHEDULE	OF SCHEDULE	RPI	RPI	RPI	RPI
DIV. I ONLY	9- 1	25	9-1	335	153	117	117	29	29	
DIV. I NON-CONF.	9- 1	25	9-1	336	154	117	117	29	29	
TOTALS	RPI 1-25	RPI 26-50	W-L RECORDS	RPI 51-100	RPI 101-150	RPI 150+				
9- 1	0- 0	0- 1	OVERALL	0- 0	0- 0	9- 0				
3- 0	0- 0	0- 0	HOME	0- 0	0- 0	3- 0				
5- 1	0- 0	0- 1	AWAY	0- 0	0- 0	5- 0				
1- 0	0- 0	0- 0	NEUTRAL	0- 0	0- 0	1- 0				
9- 1	0- 0	0- 1	NON-CONFERENCE	0- 0	0- 0	9- 0				
3- 0	0- 0	0- 0	HOME	0- 0	0- 0	3- 0				
5- 1	0- 0	0- 1	AWAY	0- 0	0- 0	5- 0				
1- 0	0- 0	0- 0	NEUTRAL	0- 0	0- 0	1- 0				
0- 0	0- 0	0- 0	CONFERENCE	0- 0	0- 0	0- 0				
0- 0	0- 0	0- 0	HOME	0- 0	0- 0	0- 0				
0- 0	0- 0	0- 0	AWAY	0- 0	0- 0	0- 0				
0- 0	0- 0	0- 0	NEUTRAL	0- 0	0- 0	0- 0				

RPI S	Opponent	Score	RPI S	Opponent	Score	RPI S	Opponent	Score	RPI S	Opponent	Score	Team's RPI: 117
48	A	Arkansas	58	88		200	H	Iona	59	40		
						211	A	Wagner	66	45		
						243	H	Manhattan	59	54		
						255	A	St. Francis Brooklyn	86	73		
						272	N	Morgan St.	63	56		
						283	H	Sacred Heart	54	50		
						293	A	Pittsburgh	59	56		
						321	A	Hofstra	81	38		
						341	A	LIU Brooklyn	80	49		
LAST 10 Division I												
272	N	Morgan St.	63	56	293	A	Pittsburgh	59	56			
211	A	Wagner	66	45	341	A	LIU Brooklyn	80	49			
321	A	Hofstra	81	38	283	H	Sacred Heart	54	50			
243	H	Manhattan	59	54	200	H	Iona	59	40			
255	A	St. Francis Brooklyn	86	73	48	A	Arkansas	58	88			

Non-Div I Games: Molloy 66 49

Stony Brook

Loss, Non-Conf, S Site, H Home A Away N Neutral

Average RPI Win:	219	WON-LOST	WINNING	LAST 10	STRENGTH OF	OPP. STRENGTH	TEAM	ADJ.	CONF.	ADJ CONF.
Average RPI Loss:	46	RECORD	PCT. RANK	GAMES	SCHEDULE	OF SCHEDULE	RPI	RPI	RPI	RPI
DIV. I ONLY	6- 4	126	6-4	67	109	97	97	3	3	
DIV. I NON-CONF.	6- 4	124	6-4	68	109	97	97	3	3	
TOTALS	RPI 1-25	RPI 26-50	W-L RECORDS	RPI 51-100	RPI 101-150	RPI 150+				
6- 4	0- 2	0- 1	OVERALL	0- 0	3- 1	3- 0				
4- 1	0- 1	0- 0	HOME	0- 0	1- 0	3- 0				
0- 1	0- 0	0- 1	AWAY	0- 0	0- 0	0- 0				
2- 2	0- 1	0- 0	NEUTRAL	0- 0	2- 1	0- 0				
6- 4	0- 2	0- 1	NON-CONFERENCE	0- 0	3- 1	3- 0				
4- 1	0- 1	0- 0	HOME	0- 0	1- 0	3- 0				
0- 1	0- 0	0- 1	AWAY	0- 0	0- 0	0- 0				
2- 2	0- 1	0- 0	NEUTRAL	0- 0	2- 1	0- 0				
0- 0	0- 0	0- 0	CONFERENCE	0- 0	0- 0	0- 0				
0- 0	0- 0	0- 0	HOME	0- 0	0- 0	0- 0				
0- 0	0- 0	0- 0	AWAY	0- 0	0- 0	0- 0				
0- 0	0- 0	0- 0	NEUTRAL	0- 0	0- 0	0- 0				

RPI 1-25				RPI 26-50				RPI 51-100				Team's RPI: 97				RPI 101+			
RPI	S	Opponent	Score	RPI	S	Opponent	Score	RPI	S	Opponent	Score					RPI	S	Opponent	Score
2	N	Stanford	59 77	38	A	Michigan	76 84									103	N	Houston	87 62
22	H	Oregon	64 81													116	H	Ohio	66 54
																121	N	Green Bay	73 79
																137	N	Michigan St.	77 63
																305	H	UMES	65 50
																323	H	Albany (NY)	75 53
																330	H	UMBC	82 48
LAST 10 Division I																			
				137	N	Michigan St.	77 63	38	A	Michigan	76 84					121	N	Green Bay	73 79
				330	H	UMBC	82 48									2	N	Stanford	59 77
				323	H	Albany (NY)	75 53									103	N	Houston	87 62
				305	H	UMES	65 50									22	H	Oregon	64 81
				116	H	Ohio	66 54												

Non-Div I Games:

Syracuse

■ Loss,
 ■ Non-Conf,
 ■ S Site,
 ■ Home
 ■ A Away
 N Neutral

Average RPI Win:	169	WON-LOST	WINNING	LAST 10	STRENGTH OF	OPP. STRENGTH	TEAM	ADJ.	CONF.	ADJ CONF.
Average RPI Loss:	10	RECORD	PCT. RANK	GAMES	SCHEDULE	OF SCHEDULE	RPI	RPI	RPI	RPI
DIV. I ONLY	8- 1	31	8-1	75	62	16	16	6	6	
DIV. I NON-CONF.	8- 1	31	8-1	75	61	16	16	6	6	
TOTALS	RPI 1-25	RPI 26-50	W-L RECORDS	RPI 51-100	RPI 101-150	RPI 150+				
8- 1	0- 1	0- 0	OVERALL	1- 0	2- 0	5- 0				
6- 0	0- 0	0- 0	HOME	1- 0	2- 0	3- 0				
2- 1	0- 1	0- 0	AWAY	0- 0	0- 0	2- 0				
0- 0	0- 0	0- 0	NEUTRAL	0- 0	0- 0	0- 0				
8- 1	0- 1	0- 0	NON-CONFERENCE	1- 0	2- 0	5- 0				
6- 0	0- 0	0- 0	HOME	1- 0	2- 0	3- 0				
2- 1	0- 1	0- 0	AWAY	0- 0	0- 0	2- 0				
0- 0	0- 0	0- 0	NEUTRAL	0- 0	0- 0	0- 0				
0- 0	0- 0	0- 0	CONFERENCE	0- 0	0- 0	0- 0				
0- 0	0- 0	0- 0	HOME	0- 0	0- 0	0- 0				
0- 0	0- 0	0- 0	AWAY	0- 0	0- 0	0- 0				
0- 0	0- 0	0- 0	NEUTRAL	0- 0	0- 0	0- 0				

RPI 1-25				Team's RPI: 16				RPI 26-50				RPI 51-100				RPI 101+			
RPI	S	Opponent	Score	RPI	S	Opponent	Score	RPI	S	Opponent	Score	RPI	S	Opponent	Score	RPI	S	Opponent	Score
10	A	Texas A&M	68 70									74	H	Boise St.	77 65	106	H	Auburn	80 65
																116	H	Ohio	79 72
																163	H	Robert Morris	66 61
																168	H	Cornell	59 49
																182	A	SMU	57 56
																258	A	Army West Point	66 52
																281	H	Nicholls St.	72 47
LAST 10 Division I																			
116	H	Ohio	79 72	106	H	Auburn	80 65												
10	A	Texas A&M	68 70	74	H	Boise St.	77 65												
168	H	Cornell	59 49	258	A	Army West Point	66 52												
163	H	Robert Morris	66 61	182	A	SMU	57 56												
				281	H	Nicholls St.	72 47												

Non-Div I Games:

TCU

Average RPI Win:	170	WON-LOST	WINNING	LAST 10	STRENGTH OF	OPP. STRENGTH	TEAM	ADJ.	CONF.	ADJ CONF.
Average RPI Loss:	52	RECORD	PCT. RANK	GAMES	SCHEDULE	OF SCHEDULE	RPI	RPI	RPI	RPI
DIV. I ONLY	6- 5	153	5-5	21	83	55	55	8	8	
DIV. I NON-CONF.	6- 4	124	5-4	36	122	60	60	8	8	
TOTALS	RPI 1-25	RPI 26-50	W-L RECORDS	RPI 51-100	RPI 101-150	RPI 150+				
6- 5	0- 3	0- 0	OVERALL	2- 1	1- 1	3- 0				
4- 2	0- 2	0- 0	HOME	1- 0	1- 0	2- 0				
2- 1	0- 0	0- 0	AWAY	1- 0	0- 1	1- 0				
0- 2	0- 1	0- 0	NEUTRAL	0- 1	0- 0	0- 0				
6- 4	0- 2	0- 0	NON-CONFERENCE	2- 1	1- 1	3- 0				
4- 1	0- 1	0- 0	HOME	1- 0	1- 0	2- 0				
2- 1	0- 0	0- 0	AWAY	1- 0	0- 1	1- 0				
0- 2	0- 1	0- 0	NEUTRAL	0- 1	0- 0	0- 0				
0- 1	0- 1	0- 0	CONFERENCE	0- 0	0- 0	0- 0				
0- 1	0- 1	0- 0	HOME	0- 0	0- 0	0- 0				
0- 0	0- 0	0- 0	AWAY	0- 0	0- 0	0- 0				
0- 0	0- 0	0- 0	NEUTRAL	0- 0	0- 0	0- 0				

RPI S	Opponent	Score	RPI S	Opponent	Score	RPI S	Opponent	Score	RPI S	Opponent	Score
1	H UConn	54 83				90	N North Carolina	58 71	110	H Villanova	74 69
7	H South Carolina	71 78				93	H Duquesne	85 72	148	A Saint Joseph's	63 67
12	N Creighton	59 69				100	A Bucknell	72 61	220	H Fairfield	77 59
									246	H Xavier	78 65
									251	A Towson	74 59
LAST 10 Division I											
110	H Villanova	74 69	12	N Creighton	59 69	90	N North Carolina	58 71			
7	H South Carolina	71 78				100	A Bucknell	72 61			
251	A Towson	74 59				1	H UConn	54 83			
148	A Saint Joseph's	63 67				246	H Xavier	78 65			
93	H Duquesne	85 72									

Non-Div I Games:

Temple

Tennessee

Through Games Of Dec. 21, 2019

Average RPI Win:	246	WON-LOST	WINNING	LAST 10	STRENGTH OF	OPP. STRENGTH	TEAM	ADJ.	CONF.	ADJ CONF.
Average RPI Loss:	65	RECORD	PCT. RANK	GAMES	SCHEDULE	OF SCHEDULE	RPI	RPI	RPI	RPI
DIV. I ONLY	9- 2	42	8-2	315	79	129	129	4	4	
DIV. I NON-CONF.	9- 2	41	8-2	314	79	130	130	4	4	
TOTALS	RPI 1-25	RPI 26-50	W-L RECORDS	RPI 51-100	RPI 101-150	RPI 150+				
9- 2	0- 1	0- 0	OVERALL	1- 0	0- 1	8- 0				
6- 1	0- 0	0- 0	HOME	0- 0	0- 1	6- 0				
3- 1	0- 1	0- 0	AWAY	1- 0	0- 0	2- 0				
0- 0	0- 0	0- 0	NEUTRAL	0- 0	0- 0	0- 0				
9- 2	0- 1	0- 0	NON-CONFERENCE	1- 0	0- 1	8- 0				
6- 1	0- 0	0- 0	HOME	0- 0	0- 1	6- 0				
3- 1	0- 1	0- 0	AWAY	1- 0	0- 0	2- 0				
0- 0	0- 0	0- 0	NEUTRAL	0- 0	0- 0	0- 0				
0- 0	0- 0	0- 0	CONFERENCE	0- 0	0- 0	0- 0				
0- 0	0- 0	0- 0	HOME	0- 0	0- 0	0- 0				
0- 0	0- 0	0- 0	AWAY	0- 0	0- 0	0- 0				
0- 0	0- 0	0- 0	NEUTRAL	0- 0	0- 0	0- 0				





























RPI 1-25				RPI 26-50				RPI 51-100				RPI 101+ Team's RPI: 129			
RPI	S	Opponent	Score	RPI	S	Opponent	Score	RPI	S	Opponent	Score	RPI	S	Opponent	Score
2	A	Stanford	51 78					71	A	Notre Dame	74 63	127	H	Texas	60 66
												167	A	Portland St.	88 61
												218	H	Stetson	73 46
												236	A	ETSU	72 68
												292	H	Ark.-Pine Bluff	92 51
												294	H	Colorado St.	79 41
												299	H	Central Ark.	63 36
												312	H	Air Force	81 54
												328	H	Tennessee St.	73 43
LAST 10 Division I															
167	A	Portland St.	88 61	127	H	Texas	60 66								
2	A	Stanford	51 78	312	H	Air Force	81 54								
294	H	Colorado St.	79 41	292	H	Ark.-Pine Bluff	92 51								
71	A	Notre Dame	74 63	218	H	Stetson	73 46								
299	H	Central Ark.	63 36	328	H	Tennessee St.	73 43								

Non-Div I Games:

Tennessee

■ Loss,
■ Non-Conf,
■ S Site,
■ H Home
■ A Away
N Neutral

Average RPI Win:	0	WON-LOST	WINNING	LAST 10	STRENGTH OF	OPP. STRENGTH	TEAM	ADJ.	CONF.	ADJ CONF.
Average RPI Loss:	195	RECORD	PCT. RANK	GAMES	SCHEDULE	OF SCHEDULE	RPI	RPI	RPI	RPI
DIV. I ONLY	0- 7	338	0-7	124	337	328	328	20	20	
DIV. I NON-CONF.	0- 7	338	0-7	124	337	327	327	20	20	
TOTALS	RPI 1-25	RPI 26-50	W-L RECORDS	RPI 51-100	RPI 101-150	RPI 150+				
0- 7	0- 0	0- 0	OVERALL	0- 2	0- 1	0- 4				
0- 4	0- 0	0- 0	HOME	0- 1	0- 0	0- 3				
0- 3	0- 0	0- 0	AWAY	0- 1	0- 1	0- 1				
0- 0	0- 0	0- 0	NEUTRAL	0- 0	0- 0	0- 0				
0- 7	0- 0	0- 0	NON-CONFERENCE	0- 2	0- 1	0- 4				
0- 4	0- 0	0- 0	HOME	0- 1	0- 0	0- 3				
0- 3	0- 0	0- 0	AWAY	0- 1	0- 1	0- 1				
0- 0	0- 0	0- 0	NEUTRAL	0- 0	0- 0	0- 0				
0- 0	0- 0	0- 0	CONFERENCE	0- 0	0- 0	0- 0				
0- 0	0- 0	0- 0	HOME	0- 0	0- 0	0- 0				
0- 0	0- 0	0- 0	AWAY	0- 0	0- 0	0- 0				
0- 0	0- 0	0- 0	NEUTRAL	0- 0	0- 0	0- 0				

RPI 1-25			RPI 26-50			RPI 51-100			RPI 101+			Team's RPI: 328
RPI	S	Opponent	Score	RPI	S	Opponent	Score	RPI	S	Opponent	Score	
						57  Arizona	42  77	129  Tennessee	43  73			
						59  Vanderbilt	55  106	216  North Ala.	63  88			
								269  South Alabama	48  70			
								315  Lipscomb	64  74			
								319  Alcorn	57  62			
LAST 10 Division I												
		57  Arizona	42  77			59  Vanderbilt	55  106					
		315  Lipscomb	64  74			319  Alcorn	57  62					
		269  South Alabama	48  70			216  North Ala.	63  88					
						129  Tennessee	43  73					

Non-Div I Games: Wilberforce 83 65 Fisk 91 50

Tennessee St.

Tennessee Tech

Through Games Of Dec. 21, 2019

Average RPI Win:	295	WON-LOST	WINNING	LAST 10	STRENGTH OF	OPP. STRENGTH	TEAM	ADJ.	CONF.	ADJ CONF.
Average RPI Loss:	93	RECORD	PCT. RANK	GAMES	SCHEDULE	OF SCHEDULE	RPI	RPI	RPI	RPI
DIV. I ONLY	5- 4	142	5-4	336	161	237	237	20	20	
DIV. I NON-CONF.	5- 4	139	5-4	337	163	238	238	20	20	
TOTALS	RPI 1-25	RPI 26-50	W-L RECORDS	RPI 51-100	RPI 101-150	RPI 150+				
5- 4	0- 0	0- 0	OVERALL	0- 3	1- 0	4- 1				
2- 0	0- 0	0- 0	HOME	0- 0	0- 0	2- 0				
2- 3	0- 0	0- 0	AWAY	0- 3	1- 0	1- 0				
1- 1	0- 0	0- 0	NEUTRAL	0- 0	0- 0	1- 1				
5- 4	0- 0	0- 0	NON-CONFERENCE	0- 3	1- 0	4- 1				
2- 0	0- 0	0- 0	HOME	0- 0	0- 0	2- 0				
2- 3	0- 0	0- 0	AWAY	0- 3	1- 0	1- 0				
1- 1	0- 0	0- 0	NEUTRAL	0- 0	0- 0	1- 1				
0- 0	0- 0	0- 0	CONFERENCE	0- 0	0- 0	0- 0				
0- 0	0- 0	0- 0	HOME	0- 0	0- 0	0- 0				
0- 0	0- 0	0- 0	AWAY	0- 0	0- 0	0- 0				
0- 0	0- 0	0- 0	NEUTRAL	0- 0	0- 0	0- 0				

RPI 1-25				RPI 26-50				RPI 51-100				RPI 101+				Team's RPI: 237	
RPI	S	Opponent	Score	RPI	S	Opponent	Score	RPI	S	Opponent	Score	RPI	S	Opponent	Score		
								59	A	Vanderbilt	61	75	149	A	Samford	72	57
								76	A	Southern Ill.	65	76	154	N	Northern Ill.	74	82
								82	A	Middle Tenn.	58	64	315	H	Lipscomb	78	58
													326	N	Detroit Mercy	69	47
													336	A	Western Caro.	62	58
													350	H	La.-Monroe	75	68
LAST 10 Division I																	
				336	A	Western Caro.	62	58	315	H	Lipscomb	78	58				
				59	A	Vanderbilt	61	75	82	A	Middle Tenn.	58	64				
				326	N	Detroit Mercy	69	47	76	A	Southern Ill.	65	76				
				154	N	Northern Ill.	74	82	350	H	La.-Monroe	75	68				
				149	A	Samford	72	57									

Non-Div I Games: Cumberland (TN) 88 51

Tennessee Tech

■ Loss,
 ■ Non-Conf,
 ■ S Site,
 ■ H Home
 ■ A Away
 N Neutral

Average RPI Win:	234	WON-LOST	WINNING	LAST 10	STRENGTH OF	OPP. STRENGTH	TEAM	ADJ.	CONF.	ADJ CONF.
Average RPI Loss:	97	RECORD	PCT. RANK	GAMES	SCHEDULE	OF SCHEDULE	RPI	RPI	RPI	RPI
DIV. I ONLY	6- 4	126	6-4	121	237	127	127	6	6	
DIV. I NON-CONF.	6- 4	124	6-4	122	240	128	128	6	6	
TOTALS	RPI 1-25	RPI 26-50	W-L RECORDS	RPI 51-100	RPI 101-150	RPI 150+				
6- 4	0- 1	0- 0	OVERALL	0- 1	2- 1	4- 1				
4- 1	0- 0	0- 0	HOME	0- 1	1- 0	3- 0				
1- 2	0- 0	0- 0	AWAY	0- 0	1- 1	0- 1				
1- 1	0- 1	0- 0	NEUTRAL	0- 0	0- 0	1- 0				
6- 4	0- 1	0- 0	NON-CONFERENCE	0- 1	2- 1	4- 1				
4- 1	0- 0	0- 0	HOME	0- 1	1- 0	3- 0				
1- 2	0- 0	0- 0	AWAY	0- 0	1- 1	0- 1				
1- 1	0- 1	0- 0	NEUTRAL	0- 0	0- 0	1- 0				
0- 0	0- 0	0- 0	CONFERENCE	0- 0	0- 0	0- 0				
0- 0	0- 0	0- 0	HOME	0- 0	0- 0	0- 0				
0- 0	0- 0	0- 0	AWAY	0- 0	0- 0	0- 0				
0- 0	0- 0	0- 0	NEUTRAL	0- 0	0- 0	0- 0				

RPI	S	Opponent	Score	RPI	S	Opponent	Score	RPI	S	Opponent	Score	RPI	S	Opponent	Score	Team's RPI: 127
25	N	NC State	73 84					57	H	Arizona	58 83	116	H	Ohio	73 60	
												129	A	Tennessee	66 60	
												147	A	South Fla.	57 64	
												157	A	Hawaii	60 73	
												212	N	North Texas	63 57	
												263	H	Southern U.	93 39	
												340	H	UTRGV	85 69	
												346	H	UTSA	84 53	
LAST 10 Division I																
157	A	Hawaii	60 73	116	H	Ohio	73 60									
212	N	North Texas	63 57	129	A	Tennessee	66 60									
25	N	NC State	73 84	57	H	Arizona	58 83									
263	H	Southern U.	93 39	346	H	UTSA	84 53									
340	H	UTRGV	85 69	147	A	South Fla.	57 64									

Non-Div I Games:

Texas

Average RPI Win:	129	WON-LOST	WINNING	LAST 10	STRENGTH OF	OPP. STRENGTH	TEAM	ADJ.	CONF.	ADJ CONF.
Average RPI Loss:	14	RECORD	PCT. RANK	GAMES	SCHEDULE	OF SCHEDULE	RPI	RPI	RPI	RPI
DIV. I ONLY	11- 1	11	9-1	48	16	10	10	4	4	
DIV. I NON-CONF.	11- 1	11	9-1	49	15	10	10	4	4	
TOTALS	RPI 1-25	RPI 26-50	W-L RECORDS	RPI 51-100	RPI 101-150	RPI 150+				
11- 1	2- 1	1- 0	OVERALL	1- 0	3- 0	4- 0				
7- 0	2- 0	0- 0	HOME	1- 0	1- 0	3- 0				
2- 0	0- 0	0- 0	AWAY	0- 0	1- 0	1- 0				
2- 1	0- 1	1- 0	NEUTRAL	0- 0	1- 0	0- 0				
11- 1	2- 1	1- 0	NON-CONFERENCE	1- 0	3- 0	4- 0				
7- 0	2- 0	0- 0	HOME	1- 0	1- 0	3- 0				
2- 0	0- 0	0- 0	AWAY	0- 0	1- 0	1- 0				
2- 1	0- 1	1- 0	NEUTRAL	0- 0	1- 0	0- 0				
0- 0	0- 0	0- 0	CONFERENCE	0- 0	0- 0	0- 0				
0- 0	0- 0	0- 0	HOME	0- 0	0- 0	0- 0				
0- 0	0- 0	0- 0	AWAY	0- 0	0- 0	0- 0				
0- 0	0- 0	0- 0	NEUTRAL	0- 0	0- 0	0- 0				

RPI 1-25				RPI 26-50				RPI 51-100				RPI 101+			
RPI	S	Opponent	Score	RPI	S	Opponent	Score	RPI	S	Opponent	Score	RPI	S	Opponent	Score
14	N	Florida St.	58 80	30	N	Georgia Tech	60 48	53	H	Oklahoma St.	74 62	103	H	Houston	72 43
16	H	TCU	70 68									105	A	Southern California	74 64
24	H	Duke	79 58									132	N	Montana St.	78 67
												202	A	Rice	62 61
												226	H	Little Rock	78 35
												230	H	Prairie View	80 38
												299	H	Central Ark.	76 46
LAST 10 Division I															
103	H	Houston	72 43	132	N	Montana St.	78 67								
16	H	TCU	70 68	30	N	Georgia Tech	60 48								
53	H	Oklahoma St.	74 62	230	H	Prairie View	80 38								
299	H	Central Ark.	76 46	105	A	Southern California	74 64								
14	N	Florida St.	58 80	202	A	Rice	62 61								

Non-Div I Games:

Texas A&M

Average RPI Win:	221	WON-LOST	WINNING	LAST 10	STRENGTH OF	OPP. STRENGTH	TEAM	ADJ.	CONF.	ADJ CONF.
Average RPI Loss:	90	RECORD	PCT. RANK	GAMES	SCHEDULE	OF SCHEDULE	RPI	RPI	RPI	RPI
DIV. I ONLY	4- 6	213	4-6	27	215	80	80	27	27	
DIV. I NON-CONF.	4- 6	210	4-6	27	218	80	80	27	27	
TOTALS	RPI 1-25	RPI 26-50	W-L RECORDS	RPI 51-100	RPI 101-150	RPI 150+				
4- 6	0- 2	0- 1	OVERALL	0- 0	0- 2	4- 1				
1- 0	0- 0	0- 0	HOME	0- 0	0- 0	1- 0				
3- 4	0- 2	0- 1	AWAY	0- 0	0- 1	3- 0				
0- 2	0- 0	0- 0	NEUTRAL	0- 0	0- 1	0- 1				
4- 6	0- 2	0- 1	NON-CONFERENCE	0- 0	0- 2	4- 1				
1- 0	0- 0	0- 0	HOME	0- 0	0- 0	1- 0				
3- 4	0- 2	0- 1	AWAY	0- 0	0- 1	3- 0				
0- 2	0- 0	0- 0	NEUTRAL	0- 0	0- 1	0- 1				
0- 0	0- 0	0- 0	CONFERENCE	0- 0	0- 0	0- 0				
0- 0	0- 0	0- 0	HOME	0- 0	0- 0	0- 0				
0- 0	0- 0	0- 0	AWAY	0- 0	0- 0	0- 0				
0- 0	0- 0	0- 0	NEUTRAL	0- 0	0- 0	0- 0				

RPI 1-25				RPI 26-50				RPI 51-100				RPI 101+			
RPI	S	Opponent	Score	RPI	S	Opponent	Score	RPI	S	Opponent	Score	RPI	S	Opponent	Score
6	A	Gonzaga	45 80	44	A	Colorado	50 74					133	A	Iowa St.	59 79
22	A	Oregon	63 99									139	N	UAB	68 84
												157	A	Hawaii	74 57
												185	A	Tulane	72 62
												193	N	Utah	52 61
												202	H	Rice	63 56
												340	A	UTRGV	71 44
LAST 10 Division I															
6	A	Gonzaga	45 80	139	N	UAB	68 84								
202	H	Rice	63 56	185	A	Tulane	72 62								
44	A	Colorado	50 74	133	A	Iowa St.	59 79								
157	A	Hawaii	74 57	22	A	Oregon	63 99								
193	N	Utah	52 61	340	A	UTRGV	71 44								

Non-Div I Games:

Texas Southern

Average RPI Win:	237	WON-LOST	WINNING	LAST 10	STRENGTH OF	OPP. STRENGTH	TEAM	ADJ.	CONF.	ADJ CONF.
Average RPI Loss:	179	RECORD	PCT. RANK	GAMES	SCHEDULE	OF SCHEDULE	RPI	RPI	RPI	RPI
DIV. I ONLY	4- 3	138	4-3	284	243	186	186	22	22	
DIV. I NON-CONF.	4- 3	136	4-3	288	245	184	184	22	22	
TOTALS	RPI 1-25	RPI 26-50	W-L RECORDS	RPI 51-100	RPI 101-150	RPI 150+				
4- 3	0- 0	0- 0	OVERALL	0- 1	0- 0	4- 2				
3- 0	0- 0	0- 0	HOME	0- 0	0- 0	3- 0				
1- 3	0- 0	0- 0	AWAY	0- 1	0- 0	1- 2				
0- 0	0- 0	0- 0	NEUTRAL	0- 0	0- 0	0- 0				
4- 3	0- 0	0- 0	NON-CONFERENCE	0- 1	0- 0	4- 2				
3- 0	0- 0	0- 0	HOME	0- 0	0- 0	3- 0				
1- 3	0- 0	0- 0	AWAY	0- 1	0- 0	1- 2				
0- 0	0- 0	0- 0	NEUTRAL	0- 0	0- 0	0- 0				
0- 0	0- 0	0- 0	CONFERENCE	0- 0	0- 0	0- 0				
0- 0	0- 0	0- 0	HOME	0- 0	0- 0	0- 0				
0- 0	0- 0	0- 0	AWAY	0- 0	0- 0	0- 0				
0- 0	0- 0	0- 0	NEUTRAL	0- 0	0- 0	0- 0				

RPI 1-25			RPI 26-50			RPI 51-100			RPI 101+			Team's RPI: 186
RPI	S	Opponent	Score	RPI	S	Opponent	Score	RPI	S	Opponent	Score	
						51	A Kansas	48	68	169	A Dartmouth	61 51
										184	H New Orleans	51 49
										214	A Oral Roberts	57 63
										249	H A&M-Corpus Christi	57 48
										272	A Morgan St.	62 72
										346	H UTSA	74 69
LAST 10 Division I												
						346	H UTSA	74	69	272	A Morgan St.	62 72
						249	H A&M-Corpus Christi	57	48	169	A Dartmouth	61 51
						184	H New Orleans	51	49			
						51	A Kansas	48	68			
						214	A Oral Roberts	57	63			

Non-Div I Games: Texas Lutheran 72 31 Tex. Permian Basin 83 45

Texas St.

Average RPI Win:	276	WON-LOST	WINNING	LAST 10	STRENGTH OF	OPP. STRENGTH	TEAM	ADJ.	CONF.	ADJ CONF.
Average RPI Loss:	0	RECORD	PCT. RANK	GAMES	SCHEDULE	OF SCHEDULE	RPI	RPI	RPI	RPI
DIV. I ONLY	9- 0	1	9-0	350	212	171	171	6	6	
DIV. I NON-CONF.	9- 0	1	9-0	350	215	171	171	6	6	
TOTALS	RPI 1-25	RPI 26-50	W-L RECORDS	RPI 51-100	RPI 101-150	RPI 150+				
9- 0	0- 0	0- 0	OVERALL	0- 0	0- 0	9- 0				
7- 0	0- 0	0- 0	HOME	0- 0	0- 0	7- 0				
1- 0	0- 0	0- 0	AWAY	0- 0	0- 0	1- 0				
1- 0	0- 0	0- 0	NEUTRAL	0- 0	0- 0	1- 0				
9- 0	0- 0	0- 0	NON-CONFERENCE	0- 0	0- 0	9- 0				
7- 0	0- 0	0- 0	HOME	0- 0	0- 0	7- 0				
1- 0	0- 0	0- 0	AWAY	0- 0	0- 0	1- 0				
1- 0	0- 0	0- 0	NEUTRAL	0- 0	0- 0	1- 0				
0- 0	0- 0	0- 0	CONFERENCE	0- 0	0- 0	0- 0				
0- 0	0- 0	0- 0	HOME	0- 0	0- 0	0- 0				
0- 0	0- 0	0- 0	AWAY	0- 0	0- 0	0- 0				
0- 0	0- 0	0- 0	NEUTRAL	0- 0	0- 0	0- 0				

RPI	S	Opponent	Score	RPI	S	Opponent	Score	RPI	S	Opponent	Score	RPI	S	Opponent	Score	Team's RPI: 171
												173	H	Sam Houston St.	99	57
												210	A	San Diego	64	60
												230	H	Prairie View	82	48
												268	H	Houston Baptist	59	51
												292	H	Ark.-Pine Bluff	81	55
												296	H	Ole Miss	84	48
												324	N	Purdue Fort Wayne	82	48
												344	H	Northwestern St.	79	49
												348	H	Florida A&M	98	60
LAST 10 Division I																
												324	N	Purdue Fort Wayne	82	48
												344	H	Northwestern St.	79	49
												348	H	Florida A&M	98	60
												173	H	Sam Houston St.	99	57
												292	H	Ark.-Pine Bluff	81	55
												230	H	Prairie View	82	48
												268	H	Houston Baptist	59	51
												296	H	Ole Miss	84	48
												210	A	San Diego	64	60

Non-Div I Games:

Texas Tech

Average RPI Win:	204	WON-LOST	WINNING	LAST 10	STRENGTH OF	OPP. STRENGTH	TEAM	ADJ.	CONF.	ADJ CONF.
Average RPI Loss:	105	RECORD	PCT. RANK	GAMES	SCHEDULE	OF SCHEDULE	RPI	RPI	RPI	RPI
DIV. I ONLY	4- 6	213	4-6	173	142	194	194	9	9	
DIV. I NON-CONF.	4- 6	210	4-6	175	145	192	192	9	9	
TOTALS	RPI 1-25	RPI 26-50	W-L RECORDS	RPI 51-100	RPI 101-150	RPI 150+				
4- 6	0- 0	0- 1	OVERALL	2- 2	0- 3	2- 0				
1- 3	0- 0	0- 0	HOME	1- 0	0- 3	0- 0				
2- 2	0- 0	0- 0	AWAY	0- 2	0- 0	2- 0				
1- 1	0- 0	0- 1	NEUTRAL	1- 0	0- 0	0- 0				
4- 6	0- 0	0- 1	NON-CONFERENCE	2- 2	0- 3	2- 0				
1- 3	0- 0	0- 0	HOME	1- 0	0- 3	0- 0				
2- 2	0- 0	0- 0	AWAY	0- 2	0- 0	2- 0				
1- 1	0- 0	0- 1	NEUTRAL	1- 0	0- 0	0- 0				
0- 0	0- 0	0- 0	CONFERENCE	0- 0	0- 0	0- 0				
0- 0	0- 0	0- 0	HOME	0- 0	0- 0	0- 0				
0- 0	0- 0	0- 0	AWAY	0- 0	0- 0	0- 0				
0- 0	0- 0	0- 0	NEUTRAL	0- 0	0- 0	0- 0				

RPI S	Opponent	Score	RPI S	Opponent	Score	RPI S	Opponent	Score	RPI S	Opponent	Score	Team's RPI: 194
47 N	Troy	64 71	71 A	Notre Dame	51 54	130 H	Dayton	42 60	130 H	Dayton	42 60	
			78 N	Pacific	66 65	141 H	Valparaiso	54 61	141 H	Valparaiso	54 61	
			93 A	Duquesne	74 79	145 H	Memphis	76 83	145 H	Memphis	76 83	
			98 H	Belmont	53 48	313 A	Georgia St.	74 48	313 A	Georgia St.	74 48	
						326 A	Detroit Mercy	82 64	326 A	Detroit Mercy	82 64	
LAST 10 Division I												
78 N	Pacific	66 65	47 N	Troy	64 71							
145 H	Memphis	76 83	326 A	Detroit Mercy	82 64							
71 A	Notre Dame	51 54	93 A	Duquesne	74 79							
130 H	Dayton	42 60	98 H	Belmont	53 48							
313 A	Georgia St.	74 48	141 H	Valparaiso	54 61							

Non-Div I Games:

Toledo

Average RPI Win:	244	WON-LOST	WINNING	LAST 10	STRENGTH OF	OPP. STRENGTH	TEAM	ADJ.	CONF.	ADJ CONF.
Average RPI Loss:	140	RECORD	PCT. RANK	GAMES	SCHEDULE	OF SCHEDULE	RPI	RPI	RPI	RPI
DIV. I ONLY	4- 6	213	4-6	220	152	251	251	16	16	
DIV. I NON-CONF.	4- 6	210	4-6	223	153	251	251	16	16	
TOTALS	RPI 1-25	RPI 26-50	W-L RECORDS	RPI 51-100	RPI 101-150	RPI 150+				
4- 6	0- 1	0- 1	OVERALL	0- 1	0- 0	4- 3				
3- 2	0- 0	0- 0	HOME	0- 1	0- 0	3- 1				
0- 3	0- 0	0- 1	AWAY	0- 0	0- 0	0- 2				
1- 1	0- 1	0- 0	NEUTRAL	0- 0	0- 0	1- 0				
4- 6	0- 1	0- 1	NON-CONFERENCE	0- 1	0- 0	4- 3				
3- 2	0- 0	0- 0	HOME	0- 1	0- 0	3- 1				
0- 3	0- 0	0- 1	AWAY	0- 0	0- 0	0- 2				
1- 1	0- 1	0- 0	NEUTRAL	0- 0	0- 0	1- 0				
0- 0	0- 0	0- 0	CONFERENCE	0- 0	0- 0	0- 0				
0- 0	0- 0	0- 0	HOME	0- 0	0- 0	0- 0				
0- 0	0- 0	0- 0	AWAY	0- 0	0- 0	0- 0				
0- 0	0- 0	0- 0	NEUTRAL	0- 0	0- 0	0- 0				

RPI 1-25			RPI 26-50			RPI 51-100			RPI 101+			Team's RPI: 251
RPI	S	Opponent	Score	RPI	S	Opponent	Score	RPI	S	Opponent	Score	
15	N	Iowa	72 100	41	A	Rutgers	53 67	55	H	Temple	59 74	200 N Iona 75 58
												210 A San Diego 67 81
												221 H Penn St. 67 73
												223 H Mt. St. Mary's 73 57
												231 H American 63 60
												297 A San Diego St. 72 80
												320 H Marshall 59 56
LAST 10 Division I												
320	H	Marshall	59 56	41	A	Rutgers	53 67	55	H	Temple	59 74	
223	H	Mt. St. Mary's	73 57	55	H	Temple	59 74					
210	A	San Diego	67 81	200	N	Iona	75 58					
297	A	San Diego St.	72 80	15	N	Iowa	72 100					
221	H	Penn St.	67 73	231	H	American	63 60					

Non-Div I Games:

Towson

Average RPI Win:	193	WON-LOST	WINNING	LAST 10	STRENGTH OF	OPP. STRENGTH	TEAM	ADJ.	CONF.	ADJ CONF.
Average RPI Loss:	17	RECORD	PCT. RANK	GAMES	SCHEDULE	OF SCHEDULE	RPI	RPI	RPI	RPI
DIV. I ONLY	7- 2	57	7-2	218	29	47	47	22	22	
DIV. I NON-CONF.	7- 2	56	7-2	221	29	48	48	22	22	
TOTALS	RPI 1-25	RPI 26-50	W-L RECORDS	RPI 51-100	RPI 101-150	RPI 150+				
7- 2	0- 2	0- 0	OVERALL	1- 0	2- 0	4- 0				
2- 0	0- 0	0- 0	HOME	0- 0	0- 0	2- 0				
3- 2	0- 2	0- 0	AWAY	0- 0	2- 0	1- 0				
2- 0	0- 0	0- 0	NEUTRAL	1- 0	0- 0	1- 0				
7- 2	0- 2	0- 0	NON-CONFERENCE	1- 0	2- 0	4- 0				
2- 0	0- 0	0- 0	HOME	0- 0	0- 0	2- 0				
3- 2	0- 2	0- 0	AWAY	0- 0	2- 0	1- 0				
2- 0	0- 0	0- 0	NEUTRAL	1- 0	0- 0	1- 0				
0- 0	0- 0	0- 0	CONFERENCE	0- 0	0- 0	0- 0				
0- 0	0- 0	0- 0	HOME	0- 0	0- 0	0- 0				
0- 0	0- 0	0- 0	AWAY	0- 0	0- 0	0- 0				
0- 0	0- 0	0- 0	NEUTRAL	0- 0	0- 0	0- 0				

RPI 1-25				RPI 26-50				Team's RPI: 47				RPI 51-100				RPI 101+			
RPI	S	Opponent	Score	RPI	S	Opponent	Score	RPI	S	Opponent	Score	RPI	S	Opponent	Score	RPI	S	Opponent	Score
9	A	Mississippi St.	82 122									66	N	Kent St.	71 64	138	A	Bethune-Cookman	68 62
24	A	Duke	85 99													149	A	Samford	74 65
																194	N	Toledo	71 64
																229	A	Chattanooga	90 51
																236	H	ETSU	79 61
																342	H	Jacksonville St.	94 64
LAST 10 Division I																			

Non-Div I Games: AUM 72 42 Fort Valley St. 101 52

Troy

Average RPI Win:	218	WON-LOST	WINNING	LAST 10	STRENGTH OF	OPP. STRENGTH	TEAM	ADJ.	CONF.	ADJ CONF.
Average RPI Loss:	88	RECORD	PCT. RANK	GAMES	SCHEDULE	OF SCHEDULE	RPI	RPI	RPI	RPI
DIV. I ONLY	4- 8	234	2-8	58	132	185	185	8	8	
DIV. I NON-CONF.	4- 8	236	2-8	58	134	183	183	8	8	
TOTALS	RPI 1-25	RPI 26-50	W-L RECORDS	RPI 51-100	RPI 101-150	RPI 150+				
4- 8	0- 0	0- 3	OVERALL	0- 4	1- 0	3- 1				
2- 6	0- 0	0- 2	HOME	0- 3	0- 0	2- 1				
2- 0	0- 0	0- 0	AWAY	0- 0	1- 0	1- 0				
0- 2	0- 0	0- 1	NEUTRAL	0- 1	0- 0	0- 0				
4- 8	0- 0	0- 3	NON-CONFERENCE	0- 4	1- 0	3- 1				
2- 6	0- 0	0- 2	HOME	0- 3	0- 0	2- 1				
2- 0	0- 0	0- 0	AWAY	0- 0	1- 0	1- 0				
0- 2	0- 0	0- 1	NEUTRAL	0- 1	0- 0	0- 0				
0- 0	0- 0	0- 0	CONFERENCE	0- 0	0- 0	0- 0				
0- 0	0- 0	0- 0	HOME	0- 0	0- 0	0- 0				
0- 0	0- 0	0- 0	AWAY	0- 0	0- 0	0- 0				
0- 0	0- 0	0- 0	NEUTRAL	0- 0	0- 0	0- 0				

RPI S	Opponent	Score	RPI S	Opponent	Score	RPI S	Opponent	Score	RPI S	Opponent	Score	Team's RPI: 185
27	H LSU	54 59	75	H Alabama	56 66	107	A Washington	64 62				
35	N Charlotte	56 60	80	H Texas Southern	62 72	207	A Southern Miss.	62 58				
44	H Colorado	52 62	82	H Middle Tenn.	62 64	257	H Jackson St.	82 46				
			91	N Boston College	76 89	269	H South Alabama	53 62				
						299	H Central Ark.	65 38				
LAST 10 Division I												
44	H Colorado	52 62	269	H South Alabama	53 62							
80	H Texas Southern	62 72	207	A Southern Miss.	62 58							
299	H Central Ark.	65 38	35	N Charlotte	56 60							
27	H LSU	54 59	91	N Boston College	76 89							
82	H Middle Tenn.	62 64	75	H Alabama	56 66							

Non-Div I Games:

Tulane

Average RPI Win:	255	WON-LOST	WINNING	LAST 10	STRENGTH OF	OPP. STRENGTH	TEAM	ADJ.	CONF.	ADJ CONF.
Average RPI Loss:	108	RECORD	PCT. RANK	GAMES	SCHEDULE	OF SCHEDULE	RPI	RPI	RPI	RPI
DIV. I ONLY	4- 8	234	3-7	145	185	256	256	8	8	
DIV. I NON-CONF.	4- 8	236	3-7	147	187	257	257	8	8	
TOTALS	RPI 1-25	RPI 26-50	W-L RECORDS	RPI 51-100	RPI 101-150	RPI 150+				
4- 8	0- 0	0- 3	OVERALL	0- 2	0- 0	4- 3				
4- 2	0- 0	0- 0	HOME	0- 1	0- 0	4- 1				
0- 4	0- 0	0- 1	AWAY	0- 1	0- 0	0- 2				
0- 2	0- 0	0- 2	NEUTRAL	0- 0	0- 0	0- 0				
4- 8	0- 0	0- 3	NON-CONFERENCE	0- 2	0- 0	4- 3				
4- 2	0- 0	0- 0	HOME	0- 1	0- 0	4- 1				
0- 4	0- 0	0- 1	AWAY	0- 1	0- 0	0- 2				
0- 2	0- 0	0- 2	NEUTRAL	0- 0	0- 0	0- 0				
0- 0	0- 0	0- 0	CONFERENCE	0- 0	0- 0	0- 0				
0- 0	0- 0	0- 0	HOME	0- 0	0- 0	0- 0				
0- 0	0- 0	0- 0	AWAY	0- 0	0- 0	0- 0				
0- 0	0- 0	0- 0	NEUTRAL	0- 0	0- 0	0- 0				

RPI 1-25				RPI 26-50				RPI 51-100				RPI 101+				Team's RPI: 256	
RPI	S	Opponent	Score	RPI	S	Opponent	Score	RPI	S	Opponent	Score	RPI	S	Opponent	Score		
				33	N	Western Ky.	63 76	53	H	Oklahoma St.	48 78	155	H	SFA	63 67		
				45	N	Marquette	60 61	87	A	Abilene Christian	63 73	214	H	Oral Roberts	67 65		
				48	A	Arkansas	41 91					218	A	Stetson	60 66		
												226	A	Little Rock	51 63		
												241	H	Arkansas St.	79 77		
												270	H	LMU (CA)	75 56		
												294	H	Colorado St.	61 55		
LAST 10 Division I																	
				294	H	Colorado St.	61 55	48	A	Arkansas	41 91						
				218	A	Stetson	60 66	226	A	Little Rock	51 63						
				270	H	LMU (CA)	75 56	87	A	Abilene Christian	63 73						
				214	H	Oral Roberts	67 65	45	N	Marquette	60 61						
				53	H	Oklahoma St.	48 78	33	N	Western Ky.	63 76						

Non-Div I Games:

Tulsa

■ Loss,
 ■ Non-Conf,
 S Site,
 ■ Home
 ■ Away
 N Neutral

Average RPI Win:	204	WON-LOST	WINNING	LAST 10	STRENGTH OF	OPP. STRENGTH	TEAM	ADJ.	CONF.	ADJ CONF.
Average RPI Loss:	76	RECORD	PCT. RANK	GAMES	SCHEDULE	OF SCHEDULE	RPI	RPI	RPI	RPI
DIV. I ONLY	6- 4	126	6-4	204	54	139	139	15	15	
DIV. I NON-CONF.	6- 4	124	6-4	207	53	141	141	15	15	
TOTALS	RPI 1-25	RPI 26-50	W-L RECORDS	RPI 51-100	RPI 101-150	RPI 150+				
6- 4	0- 0	0- 2	OVERALL	1- 1	2- 1	3- 0				
4- 1	0- 0	0- 0	HOME	0- 1	2- 0	2- 0				
1- 2	0- 0	0- 1	AWAY	0- 0	0- 1	1- 0				
1- 1	0- 0	0- 1	NEUTRAL	1- 0	0- 0	0- 0				
6- 4	0- 0	0- 2	NON-CONFERENCE	1- 1	2- 1	3- 0				
4- 1	0- 0	0- 0	HOME	0- 1	2- 0	2- 0				
1- 2	0- 0	0- 1	AWAY	0- 0	0- 1	1- 0				
1- 1	0- 0	0- 1	NEUTRAL	1- 0	0- 0	0- 0				
0- 0	0- 0	0- 0	CONFERENCE	0- 0	0- 0	0- 0				
0- 0	0- 0	0- 0	HOME	0- 0	0- 0	0- 0				
0- 0	0- 0	0- 0	AWAY	0- 0	0- 0	0- 0				
0- 0	0- 0	0- 0	NEUTRAL	0- 0	0- 0	0- 0				

RPI	S	Opponent	Score	RPI	S	Opponent	Score	RPI	S	Opponent	Score	RPI	S	Opponent	Score	Team's RPI: 139
39	A	Oklahoma	75 82	74	H	Boise St.	81 83	106	H	Auburn	80 75	145	A	Memphis	52 77	
44	N	Colorado	69 77	80	N	Texas Southern	84 68	149	H	Samford	76 69	269	H	South Alabama	77 61	
								303	H	McNeese	97 70	319	A	Alcorn	86 65	
LAST 10 Division I																
80	N	Texas Southern	84 68	319	A	Alcorn	86 65									
44	N	Colorado	69 77	145	A	Memphis	52 77									
74	H	Boise St.	81 83	149	H	Samford	76 69									
39	A	Oklahoma	75 82	303	H	McNeese	97 70									
269	H	South Alabama	77 61	106	H	Auburn	80 75									

Non-Div I Games: Ala.-Huntsville 74 57

UAB

U
C
D
a
v
i
s

U
C
D
a
v
i
s

UC Davis

Average RPI Win:	218	WON-LOST	WINNING	LAST 10	STRENGTH OF	OPP. STRENGTH	TEAM	ADJ.	CONF.	ADJ CONF.
Average RPI Loss:	137	RECORD	PCT. RANK	GAMES	SCHEDULE	OF SCHEDULE	RPI	RPI	RPI	RPI
DIV. I ONLY	3- 9	271	2-8	49	256	213	213	25	25	
DIV. I NON-CONF.	3- 9	271	2-8	50	260	215	215	25	25	
TOTALS	RPI 1-25	RPI 26-50	W-L RECORDS	RPI 51-100	RPI 101-150	RPI 150+				
3- 9	0- 1	0- 0	OVERALL	0- 2	0- 2	3- 4				
2- 1	0- 0	0- 0	HOME	0- 0	0- 0	2- 1				
0- 4	0- 1	0- 0	AWAY	0- 1	0- 0	0- 2				
1- 4	0- 0	0- 0	NEUTRAL	0- 1	0- 2	1- 1				
3- 9	0- 1	0- 0	NON-CONFERENCE	0- 2	0- 2	3- 4				
2- 1	0- 0	0- 0	HOME	0- 0	0- 0	2- 1				
0- 4	0- 1	0- 0	AWAY	0- 1	0- 0	0- 2				
1- 4	0- 0	0- 0	NEUTRAL	0- 1	0- 2	1- 1				
0- 0	0- 0	0- 0	CONFERENCE	0- 0	0- 0	0- 0				
0- 0	0- 0	0- 0	HOME	0- 0	0- 0	0- 0				
0- 0	0- 0	0- 0	AWAY	0- 0	0- 0	0- 0				
0- 0	0- 0	0- 0	NEUTRAL	0- 0	0- 0	0- 0				

RPI	S	Opponent	Score	RPI	S	Opponent	Score	RPI	S	Opponent	Score	RPI	S	Opponent	Score	Team's RPI: 213
5	A	Oregon St.	57 86					59	N	Vanderbilt	63 76	123	N	San Francisco	61 68	
								92	A	Washington St.	59 87	131	N	Davidson	72 78	
												166	A	Southern Utah	68 82	
												167	H	Portland St.	61 70	
												167	N	Portland St.	83 75	
												216	N	North Ala.	60 88	
												217	H	San Jose St.	79 77	
												270	H	LMU (CA)	80 65	
												278	A	Denver	75 83	
LAST 10 Division I																
		123 N San Francisco	61 68			92 A Washington St.	59 87									
		59 N Vanderbilt	63 76			166 A Southern Utah	68 82									
		270 H LMU (CA)	80 65			167 H Portland St.	61 70									
		167 N Portland St.	83 75			216 N North Ala.	60 88									
		131 N Davidson	72 78			278 A Denver	75 83									

Non-Div I Games:

UC Irvine

■ Loss,
 ■ Non-Conf,
 ■ S Site,
 ■ Home
 ■ A Away
 N Neutral

UC Riverside

Through Games Of Dec. 21, 2019

Average RPI Win:	300	WON-LOST	WINNING	LAST 10	STRENGTH OF	OPP. STRENGTH	TEAM	ADJ.	CONF.	ADJ CONF.
Average RPI Loss:	148	RECORD	PCT. RANK	GAMES	SCHEDULE	OF SCHEDULE	RPI	RPI	RPI	RPI
DIV. I ONLY	3- 9	271	2-8	115	294	248	248	25	25	
DIV. I NON-CONF.	3- 9	271	2-8	116	294	249	249	25	25	
TOTALS	RPI 1-25	RPI 26-50	W-L RECORDS	RPI 51-100	RPI 101-150	RPI 150+				
3- 9	0- 1	0- 0	OVERALL	0- 2	0- 1	3- 5				
2- 2	0- 0	0- 0	HOME	0- 0	0- 1	2- 1				
1- 7	0- 1	0- 0	AWAY	0- 2	0- 0	1- 4				
0- 0	0- 0	0- 0	NEUTRAL	0- 0	0- 0	0- 0				
3- 9	0- 1	0- 0	NON-CONFERENCE	0- 2	0- 1	3- 5				
2- 2	0- 0	0- 0	HOME	0- 0	0- 1	2- 1				
1- 7	0- 1	0- 0	AWAY	0- 2	0- 0	1- 4				
0- 0	0- 0	0- 0	NEUTRAL	0- 0	0- 0	0- 0				
0- 0	0- 0	0- 0	CONFERENCE	0- 0	0- 0	0- 0				
0- 0	0- 0	0- 0	HOME	0- 0	0- 0	0- 0				
0- 0	0- 0	0- 0	AWAY	0- 0	0- 0	0- 0				
0- 0	0- 0	0- 0	NEUTRAL	0- 0	0- 0	0- 0				

RPI 1-25				RPI 26-50				RPI 51-100				RPI 101+ Team's RPI: 248			
RPI	S	Opponent	Score	RPI	S	Opponent	Score	RPI	S	Opponent	Score	RPI	S	Opponent	Score
22	A	Oregon	41 84					56	A	California	61 84	105	H	Southern California	59 76
								57	A	Arizona	27 70	160	A	New Mexico	70 80
												166	A	Southern Utah	68 79
												208	A	UTEP	50 63
												240	H	California Baptist	80 64
												265	H	Weber St.	54 64
												294	A	Colorado St.	40 52
												316	A	New Mexico St.	60 58
												345	H	Utah Valley	67 53
LAST 10 Division I															
166	A	Southern Utah	68 79	240	H	California Baptist	80 64								
22	A	Oregon	41 84	294	A	Colorado St.	40 52								
56	A	California	61 84	57	A	Arizona	27 70								
105	H	Southern California	59 76	265	H	Weber St.	54 64								
208	A	UTEP	50 63	345	H	Utah Valley	67 53								

Non-Div I Games:

UC Riverside

■ Loss,
 ■ Non-Conf,
 ■ S Site,
 ■ H Home
 ■ A Away
 N Neutral

Average RPI Win:	273	WON-LOST	WINNING	LAST 10	STRENGTH OF	OPP. STRENGTH	TEAM	ADJ.	CONF.	ADJ CONF.
Average RPI Loss:	159	RECORD	PCT. RANK	GAMES	SCHEDULE	OF SCHEDULE	RPI	RPI	RPI	RPI
DIV. I ONLY	4- 8	234	3-7	189	307	280	280	25	25	
DIV. I NON-CONF.	4- 8	236	3-7	190	305	282	282	25	25	
TOTALS	RPI 1-25	RPI 26-50	W-L RECORDS	RPI 51-100	RPI 101-150	RPI 150+				
4- 8	0- 0	0- 0	OVERALL	0- 3	1- 0	3- 5				
3- 2	0- 0	0- 0	HOME	0- 1	1- 0	2- 1				
0- 5	0- 0	0- 0	AWAY	0- 2	0- 0	0- 3				
1- 1	0- 0	0- 0	NEUTRAL	0- 0	0- 0	1- 1				
4- 8	0- 0	0- 0	NON-CONFERENCE	0- 3	1- 0	3- 5				
3- 2	0- 0	0- 0	HOME	0- 1	1- 0	2- 1				
0- 5	0- 0	0- 0	AWAY	0- 2	0- 0	0- 3				
1- 1	0- 0	0- 0	NEUTRAL	0- 0	0- 0	1- 1				
0- 0	0- 0	0- 0	CONFERENCE	0- 0	0- 0	0- 0				
0- 0	0- 0	0- 0	HOME	0- 0	0- 0	0- 0				
0- 0	0- 0	0- 0	AWAY	0- 0	0- 0	0- 0				
0- 0	0- 0	0- 0	NEUTRAL	0- 0	0- 0	0- 0				

RPI 1-25				RPI 26-50				RPI 51-100				RPI 101+ Team's RPI: 280			
RPI	S	Opponent	Score	RPI	S	Opponent	Score	RPI	S	Opponent	Score	RPI	S	Opponent	Score
								57	A	Arizona	42 61	105	H	Southern California	57 46
								78	H	Pacific	53 63	155	N	SFA	56 67
								99	A	CSU Bakersfield	62 66	159	A	Saint Mary's (CA)	43 64
												217	H	San Jose St.	70 73
												240	A	California Baptist	81 85
												264	A	Grand Canyon	57 58
												297	H	San Diego St.	64 52
												343	N	Chicago St.	96 65
												345	H	Utah Valley	59 51
LAST 10 Division I															
				57	A	Arizona	42 61	99	A	CSU Bakersfield	62 66				
				264	A	Grand Canyon	57 58	78	H	Pacific	53 63				
				240	A	California Baptist	81 85	343	N	Chicago St.	96 65				
				105	H	Southern California	57 46	155	N	SFA	56 67				
				217	H	San Jose St.	70 73	297	H	San Diego St.	64 52				

Non-Div I Games:

UC Santa Barbara

■ Loss,
 ■ Non-Conf,
 ■ S Site,
 ■ H Home
 ■ A Away
 N Neutral

Average RPI Win:	193	WON-LOST	WINNING	LAST 10	STRENGTH OF	OPP. STRENGTH	TEAM	ADJ.	CONF.	ADJ CONF.
Average RPI Loss:	49	RECORD	PCT. RANK	GAMES	SCHEDULE	OF SCHEDULE	RPI	RPI	RPI	RPI
DIV. I ONLY	7- 4	99	6-4	91	72	83	83	8	8	
DIV. I NON-CONF.	7- 4	100	6-4	92	70	83	83	8	8	
TOTALS	RPI 1-25	RPI 26-50	W-L RECORDS	RPI 51-100	RPI 101-150	RPI 150+				
7- 4	0- 1	0- 2	OVERALL	0- 1	0- 0	7- 0				
6- 0	0- 0	0- 0	HOME	0- 0	0- 0	6- 0				
1- 2	0- 0	0- 1	AWAY	0- 1	0- 0	1- 0				
0- 2	0- 1	0- 1	NEUTRAL	0- 0	0- 0	0- 0				
7- 4	0- 1	0- 2	NON-CONFERENCE	0- 1	0- 0	7- 0				
6- 0	0- 0	0- 0	HOME	0- 0	0- 0	6- 0				
1- 2	0- 0	0- 1	AWAY	0- 1	0- 0	1- 0				
0- 2	0- 1	0- 1	NEUTRAL	0- 0	0- 0	0- 0				
0- 0	0- 0	0- 0	CONFERENCE	0- 0	0- 0	0- 0				
0- 0	0- 0	0- 0	HOME	0- 0	0- 0	0- 0				
0- 0	0- 0	0- 0	AWAY	0- 0	0- 0	0- 0				
0- 0	0- 0	0- 0	NEUTRAL	0- 0	0- 0	0- 0				

RPI 1-25				RPI 26-50				RPI 51-100				Team's RPI: 83	RPI 101+			
RPI	S	Opponent	Score	RPI	S	Opponent	Score	RPI	S	Opponent	Score		RPI	S	Opponent	Score
17	N	UCLA	56 61	37	N	James Madison	43 46	98	A	Belmont	37 72		155	A	SFA	63 57
				43	A	FGCU	50 72						156	H	Wright St.	69 53
													159	H	Saint Mary's (CA)	67 58
													178	H	Quinnipiac	80 58
													192	H	Delaware	75 49
													218	H	Stetson	66 40
													293	H	Pittsburgh	74 58
LAST 10 Division I																
156	H	Wright St.	69 53	178	H	Quinnipiac	80 58									
159	H	Saint Mary's (CA)	67 58	37	N	James Madison	43 46									
155	A	SFA	63 57	17	N	UCLA	56 61									
43	A	FGCU	50 72	218	H	Stetson	66 40									
98	A	Belmont	37 72	192	H	Delaware	75 49									

Non-Div I Games:

UCF

Average RPI Win: 145		WON-LOST	WINNING	LAST 10	STRENGTH OF	OPP. STRENGTH	TEAM	ADJ.	CONF.	ADJ CONF.
Average RPI Loss: 0		RECORD	PCT. RANK	GAMES	SCHEDULE	OF SCHEDULE	RPI	RPI	RPI	RPI
DIV. I ONLY		10- 0	1	10-0	171	24	17	17	1	1
DIV. I NON-CONF.		10- 0	1	10-0	173	24	17	17	1	1
TOTALS		RPI 1-25	RPI 26-50		W-L RECORDS		RPI 51-100	RPI 101-150	RPI 150+	
10- 0	1- 0	1- 0		OVERALL		3- 0	1- 0	4- 0		
6- 0	0- 0	0- 0		HOME		2- 0	1- 0	3- 0		
3- 0	1- 0	1- 0		AWAY		0- 0	0- 0	1- 0		
1- 0	0- 0	0- 0		NEUTRAL		1- 0	0- 0	0- 0		
10- 0	1- 0	1- 0		NON-CONFERENCE		3- 0	1- 0	4- 0		
6- 0	0- 0	0- 0		HOME		2- 0	1- 0	3- 0		
3- 0	1- 0	1- 0		AWAY		0- 0	0- 0	1- 0		
1- 0	0- 0	0- 0		NEUTRAL		1- 0	0- 0	0- 0		
0- 0	0- 0	0- 0		CONFERENCE		0- 0	0- 0	0- 0		
0- 0	0- 0	0- 0		HOME		0- 0	0- 0	0- 0		
0- 0	0- 0	0- 0		AWAY		0- 0	0- 0	0- 0		
0- 0	0- 0	0- 0		NEUTRAL		0- 0	0- 0	0- 0		

RPI 1-25				Team's RPI: 17				RPI 26-50				RPI 51-100				RPI 101+			
RPI	S	Opponent	Score	RPI	S	Opponent	Score	RPI	S	Opponent	Score	RPI	S	Opponent	Score				
21	A	Virginia	73 62	46	A	Georgia	59 50	60	H	Yale	100 65	144	H	Northern Colo.	92 58				
								78	H	Pacific	68 57	239	H	Long Beach St.	86 51				
								83	N	UCF	61 56	245	A	CSUN	58 44				
												265	H	Weber St.	85 45				
												270	H	LMU (CA)	74 52				
LAST 10 Division I																			
				46	A	Georgia	59 50	245	A	CSUN	58 44								
				78	H	Pacific	68 57	21	A	Virginia	73 62								
				239	H	Long Beach St.	86 51	83	N	UCF	61 56								
				270	H	LMU (CA)	74 52	60	H	Yale	100 65								
				265	H	Weber St.	85 45	144	H	Northern Colo.	92 58								

Non-Div I Games:

UCLA

Average RPI Win:	54	WON-LOST	WINNING	LAST 10	STRENGTH OF	OPP. STRENGTH	TEAM	ADJ.	CONF.	ADJ CONF.
Average RPI Loss:	0	RECORD	PCT. RANK	GAMES	SCHEDULE	OF SCHEDULE	RPI	RPI	RPI	RPI
DIV. I ONLY	9- 0	1	9-0	11	1	1	1	8	8	
DIV. I NON-CONF.	8- 0	1	8-0	10	1	1	1	8	8	
TOTALS	RPI 1-25	RPI 26-50	W-L RECORDS	RPI 51-100	RPI 101-150	RPI 150+				
9- 0	3- 0	0- 0	OVERALL	5- 0	1- 0	0- 0				
3- 0	1- 0	0- 0	HOME	2- 0	0- 0	0- 0				
6- 0	2- 0	0- 0	AWAY	3- 0	1- 0	0- 0				
0- 0	0- 0	0- 0	NEUTRAL	0- 0	0- 0	0- 0				
8- 0	3- 0	0- 0	NON-CONFERENCE	4- 0	1- 0	0- 0				
3- 0	1- 0	0- 0	HOME	2- 0	0- 0	0- 0				
5- 0	2- 0	0- 0	AWAY	2- 0	1- 0	0- 0				
0- 0	0- 0	0- 0	NEUTRAL	0- 0	0- 0	0- 0				
1- 0	0- 0	0- 0	CONFERENCE	1- 0	0- 0	0- 0				
0- 0	0- 0	0- 0	HOME	0- 0	0- 0	0- 0				
1- 0	0- 0	0- 0	AWAY	1- 0	0- 0	0- 0				
0- 0	0- 0	0- 0	NEUTRAL	0- 0	0- 0	0- 0				

RPI 1-25				Team's RPI: 1			
RPI	S	Opponent	Score	RPI	S	Opponent	Score
8	A	DePaul	84 74				
20	A	Ohio St.	73 62				
21	H	Virginia	83 44				

RPI 26-50			
RPI	S	Opponent	Score

Non-Div I Games:

UConn

Average RPI Win:	343	WON-LOST	WINNING	LAST 10	STRENGTH OF	OPP. STRENGTH	TEAM	ADJ.	CONF.	ADJ CONF.
Average RPI Loss:	184	RECORD	PCT. RANK	GAMES	SCHEDULE	OF SCHEDULE	RPI	RPI	RPI	RPI
DIV. I ONLY	1- 10	332	1-9	236	318	325	325	18	18	
DIV. I NON-CONF.	1- 10	332	1-9	238	317	324	324	18	18	
TOTALS	RPI 1-25	RPI 26-50	W-L RECORDS	RPI 51-100	RPI 101-150	RPI 150+				
1- 10	0- 1	0- 0	OVERALL	0- 1	0- 2	1- 6				
0- 5	0- 1	0- 0	HOME	0- 0	0- 0	0- 4				
1- 5	0- 0	0- 0	AWAY	0- 1	0- 2	1- 2				
0- 0	0- 0	0- 0	NEUTRAL	0- 0	0- 0	0- 0				
1- 10	0- 1	0- 0	NON-CONFERENCE	0- 1	0- 2	1- 6				
0- 5	0- 1	0- 0	HOME	0- 0	0- 0	0- 4				
1- 5	0- 0	0- 0	AWAY	0- 1	0- 2	1- 2				
0- 0	0- 0	0- 0	NEUTRAL	0- 0	0- 0	0- 0				
0- 0	0- 0	0- 0	CONFERENCE	0- 0	0- 0	0- 0				
0- 0	0- 0	0- 0	HOME	0- 0	0- 0	0- 0				
0- 0	0- 0	0- 0	AWAY	0- 0	0- 0	0- 0				
0- 0	0- 0	0- 0	NEUTRAL	0- 0	0- 0	0- 0				

RPI 1-25				RPI 26-50				RPI 51-100				RPI 101+				Team's RPI: 325
RPI	S	Opponent	Score	RPI	S	Opponent	Score	RPI	S	Opponent	Score	RPI	S	Opponent	Score	
14	H	Florida St.	42 86					51	A	Kansas	50 91	125	A	Miami (OH)	35 85	
												141	A	Valparaiso	37 63	
												196	H	Eastern Mich.	59 68	
												215	A	Kansas St.	40 84	
												235	H	Western Mich.	52 80	
												253	H	Eastern Ill.	45 80	
												287	H	Indiana St.	40 61	
												324	A	Purdue Fort Wayne	50 61	
												343	A	Chicago St.	73 61	
LAST 10 Division I																
196	H	Eastern Mich.	59 68	343	A	Chicago St.	73 61									
141	A	Valparaiso	37 63	125	A	Miami (OH)	35 85									
235	H	Western Mich.	52 80	14	H	Florida St.	42 86									
215	A	Kansas St.	40 84	287	H	Indiana St.	40 61									
51	A	Kansas	50 91	253	H	Eastern Ill.	45 80									

Non-Div I Games:

UIC

■ Loss,
 ■ Non-Conf,
 S Site,
 ■ Home
 ■ Away
 N Neutral

Average RPI Win:	302	WON-LOST	WINNING	LAST 10	STRENGTH OF	OPP. STRENGTH	TEAM	ADJ.	CONF.	ADJ CONF.
Average RPI Loss:	180	RECORD	PCT. RANK	GAMES	SCHEDULE	OF SCHEDULE	RPI	RPI	RPI	RPI
DIV. I ONLY	2- 7	285	2-7	295	232	330	330	29	29	
DIV. I NON-CONF.	2- 7	285	2-7	297	235	329	329	29	29	
TOTALS	RPI 1-25	RPI 26-50	W-L RECORDS	RPI 51-100	RPI 101-150	RPI 150+				
2- 7	0- 0	0- 0	OVERALL	0- 1	0- 0	2- 6				
2- 1	0- 0	0- 0	HOME	0- 0	0- 0	2- 1				
0- 4	0- 0	0- 0	AWAY	0- 1	0- 0	0- 3				
0- 2	0- 0	0- 0	NEUTRAL	0- 0	0- 0	0- 2				
2- 7	0- 0	0- 0	NON-CONFERENCE	0- 1	0- 0	2- 6				
2- 1	0- 0	0- 0	HOME	0- 0	0- 0	2- 1				
0- 4	0- 0	0- 0	AWAY	0- 1	0- 0	0- 3				
0- 2	0- 0	0- 0	NEUTRAL	0- 0	0- 0	0- 2				
0- 0	0- 0	0- 0	CONFERENCE	0- 0	0- 0	0- 0				
0- 0	0- 0	0- 0	HOME	0- 0	0- 0	0- 0				
0- 0	0- 0	0- 0	AWAY	0- 0	0- 0	0- 0				
0- 0	0- 0	0- 0	NEUTRAL	0- 0	0- 0	0- 0				

RPI 1-25			RPI 26-50			RPI 51-100			RPI 101+			Team's RPI: 330
RPI	S	Opponent	Score	RPI	S	Opponent	Score	RPI	S	Opponent	Score	
						97 A Syracuse	48 82			174 A William & Mary	48 76	
										175 N La Salle	58 74	
										179 H Howard	61 72	
										199 N Kennesaw St.	44 59	
										211 A Wagner	60 67	
										223 A Mt. St. Mary's	61 71	
										272 H Morgan St.	65 63	
										332 H Coppin St.	71 48	
LAST 10 Division I												
						272 H Morgan St.	65 63			175 N La Salle	58 74	
						97 A Syracuse	48 82			174 A William & Mary	48 76	
						199 N Kennesaw St.	44 59			223 A Mt. St. Mary's	61 71	
						179 H Howard	61 72			211 A Wagner	60 67	
										332 H Coppin St.	71 48	

Non-Div I Games: Gettysburg 92 50

UMBC

■ Loss,
 ■ Non-Conf,
 S Site,
 ■ Home
 ■ Away
 N Neutral

Average RPI Win:	223	WON-LOST	WINNING	LAST 10	STRENGTH OF	OPP. STRENGTH	TEAM	ADJ.	CONF.	ADJ CONF.
Average RPI Loss:	150	RECORD	PCT. RANK	GAMES	SCHEDULE	OF SCHEDULE	RPI	RPI	RPI	RPI
DIV. I ONLY	1- 9	326	1-9	135	224	305	305	31	31	
DIV. I NON-CONF.	1- 9	325	1-9	135	227	304	304	31	31	
TOTALS	RPI 1-25	RPI 26-50	W-L RECORDS	RPI 51-100	RPI 101-150	RPI 150+				
1- 9	0- 0	0- 1	OVERALL	0- 2	0- 2	1- 4				
1- 3	0- 0	0- 0	HOME	0- 0	0- 1	1- 2				
0- 6	0- 0	0- 1	AWAY	0- 2	0- 1	0- 2				
0- 0	0- 0	0- 0	NEUTRAL	0- 0	0- 0	0- 0				
1- 9	0- 0	0- 1	NON-CONFERENCE	0- 2	0- 2	1- 4				
1- 3	0- 0	0- 0	HOME	0- 0	0- 1	1- 2				
0- 6	0- 0	0- 1	AWAY	0- 2	0- 1	0- 2				
0- 0	0- 0	0- 0	NEUTRAL	0- 0	0- 0	0- 0				
0- 0	0- 0	0- 0	CONFERENCE	0- 0	0- 0	0- 0				
0- 0	0- 0	0- 0	HOME	0- 0	0- 0	0- 0				
0- 0	0- 0	0- 0	AWAY	0- 0	0- 0	0- 0				
0- 0	0- 0	0- 0	NEUTRAL	0- 0	0- 0	0- 0				

RPI 1-25				RPI 26-50				RPI 51-100				RPI 101+				Team's RPI: 305	
RPI	S	Opponent	Score	RPI	S	Opponent	Score	RPI	S	Opponent	Score	RPI	S	Opponent	Score		
				26	A	Virginia Tech	43 86	64	A	Old Dominion	39 48	101	H	Richmond	52 64		
								97	A	Syracuse	50 65	126	A	UNC Greensboro	48 86		
												174	A	William & Mary	50 78		
												223	H	Mt. St. Mary's	78 76		
												232	H	Georgetown	39 57		
												242	A	East Carolina	42 57		
												291	H	Longwood	62 71		
LAST 10 Division I																	
				232	H	Georgetown	39 57	101	H	Richmond	52 64						
				291	H	Longwood	62 71	242	A	East Carolina	42 57						
				223	H	Mt. St. Mary's	78 76	26	A	Virginia Tech	43 86						
				64	A	Old Dominion	39 48	126	A	UNC Greensboro	48 86						
				174	A	William & Mary	50 78	97	A	Syracuse	50 65						

Non-Div I Games: Greensboro 65 48 Wesley 75 29

UMES

Loss, Non-Conf, S Site, H Home A Away N Neutral

Average RPI Win:	209	WON-LOST	WINNING	LAST 10	STRENGTH OF	OPP. STRENGTH	TEAM	ADJ.	CONF.	ADJ CONF.
Average RPI Loss:	128	RECORD	PCT. RANK	GAMES	SCHEDULE	OF SCHEDULE	RPI	RPI	RPI	RPI
DIV. I ONLY	5- 7	208	4-6	208	53	227	227	32	32	
DIV. I NON-CONF.	5- 7	206	4-6	211	52	228	228	32	32	
TOTALS	RPI 1-25	RPI 26-50	W-L RECORDS	RPI 51-100	RPI 101-150	RPI 150+				
5- 7	0- 1	0- 0	OVERALL	0- 2	0- 2	5- 2				
4- 4	0- 0	0- 0	HOME	0- 1	0- 2	4- 1				
1- 3	0- 1	0- 0	AWAY	0- 1	0- 0	1- 1				
0- 0	0- 0	0- 0	NEUTRAL	0- 0	0- 0	0- 0				
5- 7	0- 1	0- 0	NON-CONFERENCE	0- 2	0- 2	5- 2				
4- 4	0- 0	0- 0	HOME	0- 1	0- 2	4- 1				
1- 3	0- 1	0- 0	AWAY	0- 1	0- 0	1- 1				
0- 0	0- 0	0- 0	NEUTRAL	0- 0	0- 0	0- 0				
0- 0	0- 0	0- 0	CONFERENCE	0- 0	0- 0	0- 0				
0- 0	0- 0	0- 0	HOME	0- 0	0- 0	0- 0				
0- 0	0- 0	0- 0	AWAY	0- 0	0- 0	0- 0				
0- 0	0- 0	0- 0	NEUTRAL	0- 0	0- 0	0- 0				

RPI 1-25				RPI 26-50				RPI 51-100				RPI 101+ Team's RPI: 227			
RPI	S	Opponent	Score	RPI	S	Opponent	Score	RPI	S	Opponent	Score	RPI	S	Opponent	Score
3	A	Missouri St.	58 83					77	H	Loyola Chicago	67 72	112	H	Liberty	44 68
								78	A	Pacific	60 89	131	H	Davidson	64 74
												167	H	Portland St.	87 69
												172	A	George Mason	64 58
												181	H	Missouri	59 56
												215	H	Kansas St.	67 74
												247	H	Eastern Wash.	66 55
												278	H	Denver	83 79
												279	A	Omaha	53 57
LAST 10 Division I															
		112	H	Liberty	44	68		279	A	Omaha	53	57			
		247	H	Eastern Wash.	66	55		3	A	Missouri St.	58	83			
		215	H	Kansas St.	67	74		172	A	George Mason	64	58			
		181	H	Missouri	59	56		77	H	Loyola Chicago	67	72			
		167	H	Portland St.	87	69		131	H	Davidson	64	74			

Non-Div I Games: Rockhurst 78 60

UMKC

■ Loss,
 ■ Non-Conf,
 ■ S Site,
 ■ H Home
 ■ A Away
 N Neutral

Average RPI Win:	328	WON-LOST	WINNING	LAST 10	STRENGTH OF	OPP. STRENGTH	TEAM	ADJ.	CONF.	ADJ CONF.
Average RPI Loss:	109	RECORD	PCT. RANK	GAMES	SCHEDULE	OF SCHEDULE	RPI	RPI	RPI	RPI
DIV. I ONLY	3- 9	271	3-7	149	246	250	250	29	29	
DIV. I NON-CONF.	3- 9	271	3-7	151	249	250	250	29	29	
TOTALS	RPI 1-25	RPI 26-50	W-L RECORDS	RPI 51-100	RPI 101-150	RPI 150+				
3- 9	0- 0	0- 0	OVERALL	0- 5	0- 1	3- 3				
1- 4	0- 0	0- 0	HOME	0- 1	0- 0	1- 3				
2- 5	0- 0	0- 0	AWAY	0- 4	0- 1	2- 0				
0- 0	0- 0	0- 0	NEUTRAL	0- 0	0- 0	0- 0				
3- 9	0- 0	0- 0	NON-CONFERENCE	0- 5	0- 1	3- 3				
1- 4	0- 0	0- 0	HOME	0- 1	0- 0	1- 3				
2- 5	0- 0	0- 0	AWAY	0- 4	0- 1	2- 0				
0- 0	0- 0	0- 0	NEUTRAL	0- 0	0- 0	0- 0				
0- 0	0- 0	0- 0	CONFERENCE	0- 0	0- 0	0- 0				
0- 0	0- 0	0- 0	HOME	0- 0	0- 0	0- 0				
0- 0	0- 0	0- 0	AWAY	0- 0	0- 0	0- 0				
0- 0	0- 0	0- 0	NEUTRAL	0- 0	0- 0	0- 0				

RPI 1-25				RPI 26-50				RPI 51-100				RPI 101+ Team's RPI: 250			
RPI	S	Opponent	Score	RPI	S	Opponent	Score	RPI	S	Opponent	Score	RPI	S	Opponent	Score
								51	A	Kansas	44 79	140	A	Merrimack	50 73
								60	H	Yale	59 67	165	H	Massachusetts	58 74
								65	A	Providence	38 63	168	H	Cornell	56 70
								70	A	Colgate	51 73	169	H	Dartmouth	51 62
								91	A	Boston College	46 89	309	A	Bryant	55 35
												335	A	Central Conn. St.	56 54
												341	H	LIU Brooklyn	65 56
LAST 10 Division I															
				140	A	Merrimack	50 73			309	A	Bryant	55 35		
				169	H	Dartmouth	51 62			168	H	Cornell	56 70		
				341	H	LIU Brooklyn	65 56			65	A	Providence	38 63		
				335	A	Central Conn. St.	56 54			60	H	Yale	59 67		
				165	H	Massachusetts	58 74			51	A	Kansas	44 79		

Non-Div I Games:

UMass Lowell

■ Loss,
 ■ Non-Conf,
 ■ S Site,
 ■ H Home
 ■ A Away
 N Neutral

UNC Asheville

Through Games Of Dec. 21, 2019

Average RPI Win:	296	WON-LOST	WINNING	LAST 10	STRENGTH OF	OPP. STRENGTH	TEAM	ADJ.	CONF.	ADJ CONF.
Average RPI Loss:	149	RECORD	PCT. RANK	GAMES	SCHEDULE	OF SCHEDULE	RPI	RPI	RPI	RPI
DIV. I ONLY	4- 3	138	4-3	341	149	274	274	28	28	
DIV. I NON-CONF.	4- 3	136	4-3	343	150	275	275	28	28	
TOTALS	RPI 1-25	RPI 26-50	W-L RECORDS	RPI 51-100	RPI 101-150	RPI 150+				
4- 3	0- 0	0- 1	OVERALL	0- 0	0- 1	4- 1				
1- 1	0- 0	0- 0	HOME	0- 0	0- 1	1- 0				
2- 2	0- 0	0- 1	AWAY	0- 0	0- 0	2- 1				
1- 0	0- 0	0- 0	NEUTRAL	0- 0	0- 0	1- 0				
4- 3	0- 0	0- 1	NON-CONFERENCE	0- 0	0- 1	4- 1				
1- 1	0- 0	0- 0	HOME	0- 0	0- 1	1- 0				
2- 2	0- 0	0- 1	AWAY	0- 0	0- 0	2- 1				
1- 0	0- 0	0- 0	NEUTRAL	0- 0	0- 0	1- 0				
0- 0	0- 0	0- 0	CONFERENCE	0- 0	0- 0	0- 0				
0- 0	0- 0	0- 0	HOME	0- 0	0- 0	0- 0				
0- 0	0- 0	0- 0	AWAY	0- 0	0- 0	0- 0				
0- 0	0- 0	0- 0	NEUTRAL	0- 0	0- 0	0- 0				

RPI 1-25			RPI 26-50			RPI 51-100			RPI 101+			Team's RPI: 274
RPI	S	Opponent	Score	RPI	S	Opponent	Score	RPI	S	Opponent	Score	
				32	A	Miami (FL)	46 75					
								126	H	UNC Greensboro	40 67	
								236	A	ETSU	72 54	
								263	N	Southern U.	53 34	
								288	A	Wofford	38 75	
								336	A	Western Caro.	64 47	
								349	H	South Carolina St.	82 51	
LAST 10 Division I												
				263	N	Southern U.	53 34	126	H	UNC Greensboro	40 67	
				32	A	Miami (FL)	46 75	236	A	ETSU	72 54	
				288	A	Wofford	38 75	336	A	Western Caro.	64 47	
				349	H	South Carolina St.	82 51					

Non-Div I Games: Montreat 89 45 Lenoir-Rhyne 68 48

UNC Asheville

Loss, Non-Conf, S Site, H Home A Away N Neutral

UNC Greensboro

Through Games Of Dec. 21, 2019

Average RPI Win:	248	WON-LOST	WINNING	LAST 10	STRENGTH OF	OPP. STRENGTH	TEAM	ADJ.	CONF.	ADJ CONF.
Average RPI Loss:	138	RECORD	PCT. RANK	GAMES	SCHEDULE	OF SCHEDULE	RPI	RPI	RPI	RPI
DIV. I ONLY	7- 4	99	7-3	210	306	126	126	21	21	
DIV. I NON-CONF.	7- 4	100	7-3	213	304	127	127	21	21	
TOTALS	RPI 1-25	RPI 26-50	W-L RECORDS	RPI 51-100	RPI 101-150	RPI 150+				
7- 4	0- 0	0- 0	OVERALL	0- 1	2- 2	5- 1				
3- 1	0- 0	0- 0	HOME	0- 0	0- 1	3- 0				
4- 3	0- 0	0- 0	AWAY	0- 1	2- 1	2- 1				
0- 0	0- 0	0- 0	NEUTRAL	0- 0	0- 0	0- 0				
7- 4	0- 0	0- 0	NON-CONFERENCE	0- 1	2- 2	5- 1				
3- 1	0- 0	0- 0	HOME	0- 0	0- 1	3- 0				
4- 3	0- 0	0- 0	AWAY	0- 1	2- 1	2- 1				
0- 0	0- 0	0- 0	NEUTRAL	0- 0	0- 0	0- 0				
0- 0	0- 0	0- 0	CONFERENCE	0- 0	0- 0	0- 0				
0- 0	0- 0	0- 0	HOME	0- 0	0- 0	0- 0				
0- 0	0- 0	0- 0	AWAY	0- 0	0- 0	0- 0				
0- 0	0- 0	0- 0	NEUTRAL	0- 0	0- 0	0- 0				

RPI 1-25				RPI 26-50				RPI 51-100				RPI 101+				Team's RPI: 126	
RPI	S	Opponent	Score	RPI	S	Opponent	Score	RPI	S	Opponent	Score	RPI	S	Opponent	Score		
								81	A	N.C. A&T	48	57	101	H	Richmond	62	70
													112	A	Liberty	58	53
													134	A	Wake Forest	67	65
													143	A	Coastal Caro.	54	63
													225	A	Campbell	64	72
													274	A	UNC Asheville	67	40
													298	A	Col. of Charleston	69	56
													300	H	High Point	82	70
													305	H	UMES	86	48
													313	H	Georgia St.	64	49
LAST 10 Division I																	
				81	A	N.C. A&T	48	57	300	H	High Point	82	70				
				313	H	Georgia St.	64	49	298	A	Col. of Charleston	69	56				
				225	A	Campbell	64	72	305	H	UMES	86	48				
				274	A	UNC Asheville	67	40	143	A	Coastal Caro.	54	63				
				112	A	Liberty	58	53	134	A	Wake Forest	67	65				

Non-Div I Games: Erskine 106 44

UNC Greensboro

Loss, Non-Conf, S Site, H Home A Away N Neutral

Average RPI Win:	310	WON-LOST	WINNING	LAST 10	STRENGTH OF	OPP. STRENGTH	TEAM	ADJ.	CONF.	ADJ CONF.
Average RPI Loss:	170	RECORD	PCT. RANK	GAMES	SCHEDULE	OF SCHEDULE	RPI	RPI	RPI	RPI
DIV. I ONLY	2- 7	285	2-7	104	350	290	290	16	16	
DIV. I NON-CONF.	2- 7	285	2-7	103	350	292	292	16	16	
TOTALS	RPI 1-25	RPI 26-50	W-L RECORDS	RPI 51-100	RPI 101-150	RPI 150+				
2- 7	0- 1	0- 0	OVERALL	0- 1	0- 2	2- 3				
1- 3	0- 0	0- 0	HOME	0- 0	0- 1	1- 2				
1- 3	0- 1	0- 0	AWAY	0- 0	0- 1	1- 1				
0- 1	0- 0	0- 0	NEUTRAL	0- 1	0- 0	0- 0				
2- 7	0- 1	0- 0	NON-CONFERENCE	0- 1	0- 2	2- 3				
1- 3	0- 0	0- 0	HOME	0- 0	0- 1	1- 2				
1- 3	0- 1	0- 0	AWAY	0- 0	0- 1	1- 1				
0- 1	0- 0	0- 0	NEUTRAL	0- 1	0- 0	0- 0				
0- 0	0- 0	0- 0	CONFERENCE	0- 0	0- 0	0- 0				
0- 0	0- 0	0- 0	HOME	0- 0	0- 0	0- 0				
0- 0	0- 0	0- 0	AWAY	0- 0	0- 0	0- 0				
0- 0	0- 0	0- 0	NEUTRAL	0- 0	0- 0	0- 0				

RPI 1-25				RPI 26-50				RPI 51-100				RPI 101+ Team's RPI: 290			
RPI	S	Opponent	Score	RPI	S	Opponent	Score	RPI	S	Opponent	Score	RPI	S	Opponent	Score
25	A	NC State	40 80					90	N	North Carolina	45 85	134	A	Wake Forest	55 65
												143	H	Coastal Caro.	43 62
												199	H	Kennesaw St.	56 58
												271	A	Presbyterian	70 60
												291	A	Longwood	58 59
												307	H	Winthrop	63 75
												349	H	South Carolina St.	84 46
LAST 10 Division I															
143	H	Coastal Caro.	43 62	90	N	North Carolina	45 85	307	H	Winthrop	63 75	25	A	NC State	40 80
271	A	Presbyterian	70 60	307	H	Winthrop	63 75	25	A	NC State	40 80	134	A	Wake Forest	55 65
199	H	Kennesaw St.	56 58												
349	H	South Carolina St.	84 46												
291	A	Longwood	58 59												

Non-Div I Games: Catawba 75 78 Mount Olive 75 67

UNCW

Loss, Non-Conf, S Site, H Home A Away N Neutral

Average RPI Win:	159	WON-LOST	WINNING	LAST 10	STRENGTH OF	OPP. STRENGTH	TEAM	ADJ.	CONF.	ADJ CONF.
Average RPI Loss:	36	RECORD	PCT. RANK	GAMES	SCHEDULE	OF SCHEDULE	RPI	RPI	RPI	RPI
DIV. I ONLY	6- 3	86	6-3	117	4	49	49	7	7	
DIV. I NON-CONF.	6- 3	85	6-3	118	4	50	50	7	7	
TOTALS	RPI 1-25	RPI 26-50	W-L RECORDS	RPI 51-100	RPI 101-150	RPI 150+				
6- 3	1- 2	0- 0	OVERALL	1- 1	1- 0	3- 0				
3- 0	1- 0	0- 0	HOME	1- 0	0- 0	1- 0				
3- 1	0- 1	0- 0	AWAY	0- 0	1- 0	2- 0				
0- 2	0- 1	0- 0	NEUTRAL	0- 1	0- 0	0- 0				
6- 3	1- 2	0- 0	NON-CONFERENCE	1- 1	1- 0	3- 0				
3- 0	1- 0	0- 0	HOME	1- 0	0- 0	1- 0				
3- 1	0- 1	0- 0	AWAY	0- 0	1- 0	2- 0				
0- 2	0- 1	0- 0	NEUTRAL	0- 1	0- 0	0- 0				
0- 0	0- 0	0- 0	CONFERENCE	0- 0	0- 0	0- 0				
0- 0	0- 0	0- 0	HOME	0- 0	0- 0	0- 0				
0- 0	0- 0	0- 0	AWAY	0- 0	0- 0	0- 0				
0- 0	0- 0	0- 0	NEUTRAL	0- 0	0- 0	0- 0				

RPI 1-25				RPI 26-50		Team's RPI: 49		RPI 51-100				RPI 101+			
RPI	S	Opponent	Score	RPI	S	Opponent	Score	RPI	S	Opponent	Score	RPI	S	Opponent	Score
12	A	Creighton	54 57					58	H	IUPUI	51 50	135	A	Wichita St.	61 50
15	H	Iowa	88 66					75	N	Alabama	77 87	181	A	Missouri	78 73
20	N	Ohio St.	46 64									279	A	Omaha	81 45
												286	H	North Dakota St.	95 63
LAST 10 Division I															
20	N	Ohio St.	46 64	58	H	IUPUI	51 50								
75	N	Alabama	77 87	279	A	Omaha	81 45								
15	H	Iowa	88 66	12	A	Creighton	54 57								
181	A	Missouri	78 73	286	H	North Dakota St.	95 63								
135	A	Wichita St.	61 50												

Non-Div I Games: Northwest Mo. St. 78 53

UNI

Average RPI Win:	211	WON-LOST	WINNING	LAST 10	STRENGTH OF	OPP. STRENGTH	TEAM	ADJ.	CONF.	ADJ CONF.
Average RPI Loss:	141	RECORD	PCT. RANK	GAMES	SCHEDULE	OF SCHEDULE	RPI	RPI	RPI	RPI
DIV. I ONLY	4- 8	234	4-6	170	192	260	260	24	24	
DIV. I NON-CONF.	4- 7	230	4-5	187	169	246	246	24	24	
TOTALS	RPI 1-25	RPI 26-50	W-L RECORDS	RPI 51-100	RPI 101-150	RPI 150+				
4- 8	0- 2	0- 0	OVERALL	1- 0	1- 1	2- 5				
3- 5	0- 2	0- 0	HOME	1- 0	1- 0	1- 3				
1- 3	0- 0	0- 0	AWAY	0- 0	0- 1	1- 2				
0- 0	0- 0	0- 0	NEUTRAL	0- 0	0- 0	0- 0				
4- 7	0- 2	0- 0	NON-CONFERENCE	1- 0	1- 1	2- 4				
3- 4	0- 2	0- 0	HOME	1- 0	1- 0	1- 2				
1- 3	0- 0	0- 0	AWAY	0- 0	0- 1	1- 2				
0- 0	0- 0	0- 0	NEUTRAL	0- 0	0- 0	0- 0				
0- 1	0- 0	0- 0	CONFERENCE	0- 0	0- 0	0- 1				
0- 1	0- 0	0- 0	HOME	0- 0	0- 0	0- 1				
0- 0	0- 0	0- 0	AWAY	0- 0	0- 0	0- 0				
0- 0	0- 0	0- 0	NEUTRAL	0- 0	0- 0	0- 0				

RPI	S	Opponent	Score
21	H	Virginia	55 63
24	H	Duke	45 57

RPI	S	Opponent	Score
-----	---	----------	-------

RPI	S	Opponent	Score
52	H	St. John's (NY)	79 75

RPI	S	Opponent	Score
105	A	Southern California	54 75
147	H	South Fla.	61 51
166	A	Southern Utah	68 72
170	H	Fresno St.	66 72
176	H	Elon	44 50
203	H	Cal St. Fullerton	58 64
264	A	Grand Canyon	51 53
295	A	Pepperdine	69 44
349	H	South Carolina St.	66 57

LAST 10 Division I

295	A	Pepperdine	69	44	147	H	South Fla.	61	51
170	H	Fresno St.	66	72	21	H	Virginia	55	63
52	H	St. John's (NY)	79	75	264	A	Grand Canyon	51	53
176	H	Elon	44	50	105	A	Southern California	54	75
349	H	South Carolina St.	66	57	166	A	Southern Utah	68	72

Non-Div I Games:

UNLV

■ Loss,
 ■ Non-Conf,
 ■ S Site,
 ■ H Home
 ■ A Away
 N Neutral

Average RPI Win: 344		WON-LOST	WINNING	LAST 10	STRENGTH OF	OPP. STRENGTH	TEAM	ADJ.	CONF.	ADJ CONF.
Average RPI Loss: 125		RECORD	PCT. RANK	GAMES	SCHEDULE	OF SCHEDULE	RPI	RPI	RPI	RPI
DIV. I ONLY		3- 4	205	3-4	339	199	310	310	28	28
DIV. I NON-CONF.		3- 4	203	3-4	340	200	308	308	28	28
TOTALS	RPI 1-25		RPI 26-50		W-L RECORDS		RPI 51-100		RPI 101-150	RPI 150+
3- 4	0- 1		0- 1		OVERALL	0- 0		0- 0		3- 2
3- 0	0- 0		0- 0		HOME	0- 0		0- 0		3- 0
0- 4	0- 1		0- 1		AWAY	0- 0		0- 0		0- 2
0- 0	0- 0		0- 0		NEUTRAL	0- 0		0- 0		0- 0
3- 4	0- 1		0- 1		NON-CONFERENCE	0- 0		0- 0		3- 2
3- 0	0- 0		0- 0		HOME	0- 0		0- 0		3- 0
0- 4	0- 1		0- 1		AWAY	0- 0		0- 0		0- 2
0- 0	0- 0		0- 0		NEUTRAL	0- 0		0- 0		0- 0
0- 0	0- 0		0- 0		CONFERENCE	0- 0		0- 0		0- 0
0- 0	0- 0		0- 0		HOME	0- 0		0- 0		0- 0
0- 0	0- 0		0- 0		AWAY	0- 0		0- 0		0- 0
0- 0	0- 0		0- 0		NEUTRAL	0- 0		0- 0		0- 0

RPI 1-25				RPI 26-50				RPI 51-100				RPI 101+				Team's RPI: 310	
RPI	S	Opponent	Score	RPI	S	Opponent	Score	RPI	S	Opponent	Score	RPI	S	Opponent	Score		
7	A	South Carolina	32 112	46	A	Georgia	53 67					205	A	Jacksonville	43 87		
												242	A	East Carolina	48 69		
												336	H	Western Caro.	70 62		
												348	H	Florida A&M	74 61		
												349	H	South Carolina St.	58 47		
LAST 10 Division I																	
				336	H	Western Caro.	70 62	349	H	South Carolina St.	58 47						
				242	A	East Carolina	48 69	46	A	Georgia	53 67						
				348	H	Florida A&M	74 61	7	A	South Carolina	32 112						
								205	A	Jacksonville	43 87						

Non-Div I Games:	Mars Hill	89	31	UNKNOWN	71	49
------------------	-----------	----	----	---------	----	----

USC Upstate

■ Loss, ■ Non-Conf, S Site, H Home A Away N Neutral

Average RPI Win:	245	WON-LOST	WINNING	LAST 10	STRENGTH OF	OPP. STRENGTH	TEAM	ADJ.	CONF.	ADJ CONF.
Average RPI Loss:	35	RECORD	PCT. RANK	GAMES	SCHEDULE	OF SCHEDULE	RPI	RPI	RPI	RPI
DIV. I ONLY	5- 5	164	5-5	70	77	102	102	22	22	
DIV. I NON-CONF.	5- 5	163	5-5	70	76	102	102	22	22	
TOTALS	RPI 1-25	RPI 26-50	W-L RECORDS	RPI 51-100	RPI 101-150	RPI 150+				
5- 5	0- 3	0- 0	OVERALL	0- 2	0- 0	5- 0				
2- 1	0- 0	0- 0	HOME	0- 1	0- 0	2- 0				
3- 1	0- 1	0- 0	AWAY	0- 0	0- 0	3- 0				
0- 3	0- 2	0- 0	NEUTRAL	0- 1	0- 0	0- 0				
5- 5	0- 3	0- 0	NON-CONFERENCE	0- 2	0- 0	5- 0				
2- 1	0- 0	0- 0	HOME	0- 1	0- 0	2- 0				
3- 1	0- 1	0- 0	AWAY	0- 0	0- 0	3- 0				
0- 3	0- 2	0- 0	NEUTRAL	0- 1	0- 0	0- 0				
0- 0	0- 0	0- 0	CONFERENCE	0- 0	0- 0	0- 0				
0- 0	0- 0	0- 0	HOME	0- 0	0- 0	0- 0				
0- 0	0- 0	0- 0	AWAY	0- 0	0- 0	0- 0				
0- 0	0- 0	0- 0	NEUTRAL	0- 0	0- 0	0- 0				

RPI 1-25				RPI 26-50				RPI 51-100				RPI 101+ Team's RPI: 102			
RPI	S	Opponent	Score	RPI	S	Opponent	Score	RPI	S	Opponent	Score	RPI	S	Opponent	Score
4	N	Louisville	67 76					53	N	Oklahoma St.	47 60	156	H	Wright St.	68 62
19	A	Northwestern	47 74					79	H	Marist	57 73	212	A	North Texas	68 49
22	N	Oregon	54 91									215	A	Kansas St.	57 53
												301	A	Grambling	88 54
												343	H	Chicago St.	84 53
LAST 10 Division I															
				79	H	Marist	57 73			156	H	Wright St.	68 62		
				19	A	Northwestern	47 74			53	N	Oklahoma St.	47 60		
				301	A	Grambling	88 54			22	N	Oregon	54 91		
				212	A	North Texas	68 49			4	N	Louisville	67 76		
				343	H	Chicago St.	84 53			215	A	Kansas St.	57 53		

Non-Div I Games:

UT Arlington

Average RPI Win:	188	WON-LOST	WINNING	LAST 10	STRENGTH OF	OPP. STRENGTH	TEAM	ADJ.	CONF.	ADJ CONF.
Average RPI Loss:	28	RECORD	PCT. RANK	GAMES	SCHEDULE	OF SCHEDULE	RPI	RPI	RPI	RPI
DIV. I ONLY	4- 6	213	4-6	60	9	128	128	20	20	
DIV. I NON-CONF.	4- 6	210	4-6	60	9	129	129	20	20	
TOTALS	RPI 1-25	RPI 26-50	W-L RECORDS	RPI 51-100	RPI 101-150	RPI 150+				
4- 6	0- 3	0- 2	OVERALL	1- 1	1- 0	2- 0				
4- 1	0- 1	0- 0	HOME	1- 0	1- 0	2- 0				
0- 5	0- 2	0- 2	AWAY	0- 1	0- 0	0- 0				
0- 0	0- 0	0- 0	NEUTRAL	0- 0	0- 0	0- 0				
4- 6	0- 3	0- 2	NON-CONFERENCE	1- 1	1- 0	2- 0				
4- 1	0- 1	0- 0	HOME	1- 0	1- 0	2- 0				
0- 5	0- 2	0- 2	AWAY	0- 1	0- 0	0- 0				
0- 0	0- 0	0- 0	NEUTRAL	0- 0	0- 0	0- 0				
0- 0	0- 0	0- 0	CONFERENCE	0- 0	0- 0	0- 0				
0- 0	0- 0	0- 0	HOME	0- 0	0- 0	0- 0				
0- 0	0- 0	0- 0	AWAY	0- 0	0- 0	0- 0				
0- 0	0- 0	0- 0	NEUTRAL	0- 0	0- 0	0- 0				

RPI 1-25				RPI 26-50				RPI 51-100				RPI 101+ Team's RPI: 128			
RPI	S	Opponent	Score	RPI	S	Opponent	Score	RPI	S	Opponent	Score	RPI	S	Opponent	Score
4	H	Louisville	63 71	31	A	Saint Louis	50 56	58	H	IUPUI	57 51	149	H	Samford	80 75
6	A	Gonzaga	55 78	40	A	Illinois St.	47 70	76	A	Southern Ill.	59 70	229	H	Chattanooga	78 51
9	A	Mississippi St.	46 82									315	H	Lipscomb	83 67
LAST 10 Division I															
4	H	Louisville	63 71	229	H	Chattanooga	78 51								
315	H	Lipscomb	83 67	76	A	Southern Ill.	59 70								
6	A	Gonzaga	55 78	40	A	Illinois St.	47 70								
9	A	Mississippi St.	46 82	58	H	IUPUI	57 51								
31	A	Saint Louis	50 56	149	H	Samford	80 75								

Non-Div I Games:

UT Martin

Average RPI Win:	287	WON-LOST	WINNING	LAST 10	STRENGTH OF	OPP. STRENGTH	TEAM	ADJ.	CONF.	ADJ CONF.
Average RPI Loss:	133	RECORD	PCT. RANK	GAMES	SCHEDULE	OF SCHEDULE	RPI	RPI	RPI	RPI
DIV. I ONLY	7- 3	78	7-3	282	284	208	208	15	15	
DIV. I NON-CONF.	7- 3	77	7-3	286	286	206	206	15	15	
TOTALS	RPI 1-25	RPI 26-50	W-L RECORDS	RPI 51-100	RPI 101-150	RPI 150+				
7- 3	0- 0	0- 0	OVERALL	0- 1	0- 0	7- 2				
6- 2	0- 0	0- 0	HOME	0- 1	0- 0	6- 1				
1- 1	0- 0	0- 0	AWAY	0- 0	0- 0	1- 1				
0- 0	0- 0	0- 0	NEUTRAL	0- 0	0- 0	0- 0				
7- 3	0- 0	0- 0	NON-CONFERENCE	0- 1	0- 0	7- 2				
6- 2	0- 0	0- 0	HOME	0- 1	0- 0	6- 1				
1- 1	0- 0	0- 0	AWAY	0- 0	0- 0	1- 1				
0- 0	0- 0	0- 0	NEUTRAL	0- 0	0- 0	0- 0				
0- 0	0- 0	0- 0	CONFERENCE	0- 0	0- 0	0- 0				
0- 0	0- 0	0- 0	HOME	0- 0	0- 0	0- 0				
0- 0	0- 0	0- 0	AWAY	0- 0	0- 0	0- 0				
0- 0	0- 0	0- 0	NEUTRAL	0- 0	0- 0	0- 0				

RPI S	Opponent	Score	RPI S	Opponent	Score	RPI S	Opponent	Score	RPI S	Opponent	Score	Team's RPI: 208
						57	H Arizona	43 54	160	H New Mexico	78 93	
									182	A SMU	56 60	
									235	H Western Mich.	76 46	
									248	H UC Riverside	63 50	
									265	H Weber St.	70 51	
									313	H Georgia St.	71 68	
									316	A New Mexico St.	63 57	
									316	H New Mexico St.	65 45	
									319	H Alcorn	92 47	
LAST 10 Division I												
			182	A SMU	56 60	265	H Weber St.	70 51				
			57	H Arizona	43 54	313	H Georgia St.	71 68				
			319	H Alcorn	92 47	235	H Western Mich.	76 46				
			316	A New Mexico St.	63 57	316	H New Mexico St.	65 45				
			248	H UC Riverside	63 50	160	H New Mexico	78 93				

Non-Div I Games:

UTEP

Average RPI Win:	346	WON-LOST	WINNING	LAST 10	STRENGTH OF	OPP. STRENGTH	TEAM	ADJ.	CONF.	ADJ CONF.
Average RPI Loss:	194	RECORD	PCT. RANK	GAMES	SCHEDULE	OF SCHEDULE	RPI	RPI	RPI	RPI
DIV. I ONLY	1- 7	317	1-7	267	339	340	340	32	32	
DIV. I NON-CONF.	1- 7	319	1-7	272	339	340	340	32	32	
TOTALS	RPI 1-25	RPI 26-50	W-L RECORDS	RPI 51-100	RPI 101-150	RPI 150+				
1- 7	0- 0	0- 0	OVERALL	0- 1	0- 2	1- 4				
1- 2	0- 0	0- 0	HOME	0- 1	0- 0	1- 1				
0- 3	0- 0	0- 0	AWAY	0- 0	0- 2	0- 1				
0- 2	0- 0	0- 0	NEUTRAL	0- 0	0- 0	0- 2				
1- 7	0- 0	0- 0	NON-CONFERENCE	0- 1	0- 2	1- 4				
1- 2	0- 0	0- 0	HOME	0- 1	0- 0	1- 1				
0- 3	0- 0	0- 0	AWAY	0- 0	0- 2	0- 1				
0- 2	0- 0	0- 0	NEUTRAL	0- 0	0- 0	0- 2				
0- 0	0- 0	0- 0	CONFERENCE	0- 0	0- 0	0- 0				
0- 0	0- 0	0- 0	HOME	0- 0	0- 0	0- 0				
0- 0	0- 0	0- 0	AWAY	0- 0	0- 0	0- 0				
0- 0	0- 0	0- 0	NEUTRAL	0- 0	0- 0	0- 0				

RPI 1-25			RPI 26-50			RPI 51-100			RPI 101+			Team's RPI: 340
RPI	S	Opponent	Score	RPI	S	Opponent	Score	RPI	S	Opponent	Score	
						80 H Texas Southern	44 71			105 A Southern California	43 80	
										127 A Texas	69 85	
										239 N Long Beach St.	65 69	
										249 A A&M-Corpus Christi	50 61	
										249 H A&M-Corpus Christi	54 59	
										308 N Nevada	57 62	
										346 H UTSA	75 64	
LAST 10 Division I												
						308 N Nevada	57 62			105 A Southern California	43 80	
						239 N Long Beach St.	65 69			249 H A&M-Corpus Christi	54 59	
						80 H Texas Southern	44 71			346 H UTSA	75 64	
										249 A A&M-Corpus Christi	50 61	
										127 A Texas	69 85	

Non-Div I Games: Tex. A&M Int'l 72 56 Tex. A&M-Kingsville 66 45 Texas Lutheran 98 46 Minot St. 75 56

UTRGV

Loss, Non-Conf, S Site, H Home A Away N Neutral

Average RPI Win:	351	WON-LOST	WINNING	LAST 10	STRENGTH OF	OPP. STRENGTH	TEAM	ADJ.	CONF.	ADJ CONF.
Average RPI Loss:	196	RECORD	PCT. RANK	GAMES	SCHEDULE	OF SCHEDULE	RPI	RPI	RPI	RPI
DIV. I ONLY	1- 6	315	1-6	328	328	346	346	15	15	
DIV. I NON-CONF.	1- 6	316	1-6	329	328	346	346	15	15	
TOTALS	RPI 1-25	RPI 26-50	W-L RECORDS	RPI 51-100	RPI 101-150	RPI 150+				
1- 6	0- 0	0- 0	OVERALL	0- 0	0- 1	1- 5				
1- 1	0- 0	0- 0	HOME	0- 0	0- 0	1- 1				
0- 4	0- 0	0- 0	AWAY	0- 0	0- 1	0- 3				
0- 1	0- 0	0- 0	NEUTRAL	0- 0	0- 0	0- 1				
1- 6	0- 0	0- 0	NON-CONFERENCE	0- 0	0- 1	1- 5				
1- 1	0- 0	0- 0	HOME	0- 0	0- 0	1- 1				
0- 4	0- 0	0- 0	AWAY	0- 0	0- 1	0- 3				
0- 1	0- 0	0- 0	NEUTRAL	0- 0	0- 0	0- 1				
0- 0	0- 0	0- 0	CONFERENCE	0- 0	0- 0	0- 0				
0- 0	0- 0	0- 0	HOME	0- 0	0- 0	0- 0				
0- 0	0- 0	0- 0	AWAY	0- 0	0- 0	0- 0				
0- 0	0- 0	0- 0	NEUTRAL	0- 0	0- 0	0- 0				

RPI 1-25				RPI 26-50				RPI 51-100				RPI 101+				Team's RPI: 346	
RPI	S	Opponent	Score	RPI	S	Opponent	Score	RPI	S	Opponent	Score	RPI	S	Opponent	Score		
												127	A	Texas	53	84	
												157	A	Hawaii	50	62	
												173	H	Sam Houston St.	77	81	
												186	A	Texas St.	69	74	
												193	N	Utah	45	91	
												340	A	UTRGV	64	75	
												351	H	Incarnate Word	63	56	
LAST 10 Division I																	
				173	H	Sam Houston St.	77	81				157	A	Hawaii	50	62	
				186	A	Texas St.	69	74				127	A	Texas	53	84	
				340	A	UTRGV	64	75				351	H	Incarnate Word	63	56	
				193	N	Utah	45	91									

Non-Div I Games: Texas Wesleyan 80 78 Southwest (NM) 79 62 Concordia (TX) 73 44

UTSA

Loss, Non-Conf, S Site, H Home A Away N Neutral

Average RPI Win:	226	WON-LOST	WINNING	LAST 10	STRENGTH OF	OPP. STRENGTH	TEAM	ADJ.	CONF.	ADJ CONF.
Average RPI Loss:	114	RECORD	PCT. RANK	GAMES	SCHEDULE	OF SCHEDULE	RPI	RPI	RPI	RPI
DIV. I ONLY	7- 4	99	7-3	294	91	193	193	1	1	
DIV. I NON-CONF.	7- 4	100	7-3	296	92	191	191	1	1	
TOTALS	RPI 1-25	RPI 26-50	W-L RECORDS	RPI 51-100	RPI 101-150	RPI 150+				
7- 4	0- 1	0- 0	OVERALL	1- 1	1- 1	5- 1				
4- 2	0- 1	0- 0	HOME	0- 1	0- 0	4- 0				
1- 2	0- 0	0- 0	AWAY	0- 0	1- 1	0- 1				
2- 0	0- 0	0- 0	NEUTRAL	1- 0	0- 0	1- 0				
7- 4	0- 1	0- 0	NON-CONFERENCE	1- 1	1- 1	5- 1				
4- 2	0- 1	0- 0	HOME	0- 1	0- 0	4- 0				
1- 2	0- 0	0- 0	AWAY	0- 0	1- 1	0- 1				
2- 0	0- 0	0- 0	NEUTRAL	1- 0	0- 0	1- 0				
0- 0	0- 0	0- 0	CONFERENCE	0- 0	0- 0	0- 0				
0- 0	0- 0	0- 0	HOME	0- 0	0- 0	0- 0				
0- 0	0- 0	0- 0	AWAY	0- 0	0- 0	0- 0				
0- 0	0- 0	0- 0	NEUTRAL	0- 0	0- 0	0- 0				

RPI 1-25				RPI 26-50				RPI 51-100				RPI 101+ Team's RPI: 193			
RPI	S	Opponent	Score	RPI	S	Opponent	Score	RPI	S	Opponent	Score	RPI	S	Opponent	Score
23	H	South Dakota	81 84					65	H	Providence	60 67	120	A	BYU	77 73
								80	N	Texas Southern	61 52	122	A	Cincinnati	62 68
												214	H	Oral Roberts	78 58
												246	A	Xavier	63 70
												247	H	Eastern Wash.	87 49
												265	H	Weber St.	75 46
												308	H	Nevada	68 62
												346	N	UTSA	91 45
LAST 10 Division I															
308	H	Nevada	68 62	265	H	Weber St.	75 46								
214	H	Oral Roberts	78 58	65	H	Providence	60 67								
120	A	BYU	77 73	247	H	Eastern Wash.	87 49								
346	N	UTSA	91 45	23	H	South Dakota	81 84								
80	N	Texas Southern	61 52	246	A	Xavier	63 70								

Non-Div I Games:

Utah

Average RPI Win:	262	WON-LOST	WINNING	LAST 10	STRENGTH OF	OPP. STRENGTH	TEAM	ADJ.	CONF.	ADJ CONF.
Average RPI Loss:	159	RECORD	PCT. RANK	GAMES	SCHEDULE	OF SCHEDULE	RPI	RPI	RPI	RPI
DIV. I ONLY	4- 8	234	3-7	174	288	244	244	24	24	
DIV. I NON-CONF.	4- 6	210	3-5	196	254	212	212	24	24	
TOTALS	RPI 1-25	RPI 26-50	W-L RECORDS	RPI 51-100	RPI 101-150	RPI 150+				
4- 8	0- 2	0- 0	OVERALL	0- 0	0- 1	4- 5				
3- 2	0- 0	0- 0	HOME	0- 0	0- 0	3- 2				
1- 6	0- 2	0- 0	AWAY	0- 0	0- 1	1- 3				
0- 0	0- 0	0- 0	NEUTRAL	0- 0	0- 0	0- 0				
4- 6	0- 2	0- 0	NON-CONFERENCE	0- 0	0- 1	4- 3				
3- 1	0- 0	0- 0	HOME	0- 0	0- 0	3- 1				
1- 5	0- 2	0- 0	AWAY	0- 0	0- 1	1- 2				
0- 0	0- 0	0- 0	NEUTRAL	0- 0	0- 0	0- 0				
0- 2	0- 0	0- 0	CONFERENCE	0- 0	0- 0	0- 2				
0- 1	0- 0	0- 0	HOME	0- 0	0- 0	0- 1				
0- 1	0- 0	0- 0	AWAY	0- 0	0- 0	0- 1				
0- 0	0- 0	0- 0	NEUTRAL	0- 0	0- 0	0- 0				

RPI 1-25				RPI 26-50				RPI 51-100				RPI 101+ Team's RPI: 244			
RPI	S	Opponent	Score	RPI	S	Opponent	Score	RPI	S	Opponent	Score	RPI	S	Opponent	Score
5	A	Oregon St.	46 75									120	A	BYU	50 67
22	A	Oregon	52 109									170	A	Fresno St.	64 76
												187	H	Portland	64 70
												203	A	Cal St. Fullerton	62 83
												212	H	North Texas	66 55
												217	H	San Jose St.	61 76
												239	A	Long Beach St.	56 48
												262	H	Idaho St.	69 61
												334	H	Seattle U	70 63
												345	A	Utah Valley	49 57
LAST 10 Division I															
212	H	North Texas	66 55	345	A	Utah Valley	49 57								
5	A	Oregon St.	46 75	262	H	Idaho St.	69 61								
170	A	Fresno St.	64 76	203	A	Cal St. Fullerton	62 83								
217	H	San Jose St.	61 76	239	A	Long Beach St.	56 48								
120	A	BYU	50 67	22	A	Oregon	52 109								

Non-Div I Games: Dixie St. 61 49

Utah St.

■ Loss,
 ■ Non-Conf,
 ■ S Site,
 ■ Home
 ■ A Away
 N Neutral

Utah Valley

Through Games Of Dec. 21, 2019

Average RPI Win:	244	WON-LOST	WINNING	LAST 10	STRENGTH OF	OPP. STRENGTH	TEAM	ADJ.	CONF.	ADJ CONF.
Average RPI Loss:	208	RECORD	PCT. RANK	GAMES	SCHEDULE	OF SCHEDULE	RPI	RPI	RPI	RPI
DIV. I ONLY	1- 9	326	1-9	333	180	345	345	32	32	
DIV. I NON-CONF.	1- 9	325	1-9	334	182	345	345	32	32	
TOTALS	RPI 1-25	RPI 26-50	W-L RECORDS	RPI 51-100	RPI 101-150	RPI 150+				
1- 9	0- 0	0- 0	OVERALL	0- 1	0- 2	1- 6				
1- 4	0- 0	0- 0	HOME	0- 0	0- 1	1- 3				
0- 5	0- 0	0- 0	AWAY	0- 1	0- 1	0- 3				
0- 0	0- 0	0- 0	NEUTRAL	0- 0	0- 0	0- 0				
1- 9	0- 0	0- 0	NON-CONFERENCE	0- 1	0- 2	1- 6				
1- 4	0- 0	0- 0	HOME	0- 0	0- 1	1- 3				
0- 5	0- 0	0- 0	AWAY	0- 1	0- 1	0- 3				
0- 0	0- 0	0- 0	NEUTRAL	0- 0	0- 0	0- 0				
0- 0	0- 0	0- 0	CONFERENCE	0- 0	0- 0	0- 0				
0- 0	0- 0	0- 0	HOME	0- 0	0- 0	0- 0				
0- 0	0- 0	0- 0	AWAY	0- 0	0- 0	0- 0				
0- 0	0- 0	0- 0	NEUTRAL	0- 0	0- 0	0- 0				

RPI 1-25			RPI 26-50			RPI 51-100			RPI 101+			Team's RPI: 345
RPI	S	Opponent	Score	RPI	S	Opponent	Score	RPI	S	Opponent	Score	
						74 A Boise St.	69 77			120 A BYU	57 71	
										146 H Montana	52 63	
										166 H Southern Utah	58 71	
										244 H Utah St.	57 49	
										248 A UC Riverside	53 67	
										262 H Idaho St.	61 88	
										265 A Weber St.	46 72	
										280 A UC Santa Barbara	51 59	
										308 H Nevada	57 60	
LAST 10 Division I												
120 A		BYU	57 71	244 H		Utah St.	57 49					
146 H		Montana	52 63	265 A		Weber St.	46 72					
262 H		Idaho St.	61 88	308 H		Nevada	57 60					
74 A		Boise St.	69 77	166 H		Southern Utah	58 71					
248 A		UC Riverside	53 67	280 A		UC Santa Barbara	51 59					

Non-Div I Games: Antelope Valley 77 61

Utah Valley

■ Loss,
 ■ Non-Conf,
 ■ S Site,
 ■ H Home
 ■ A Away
 N Neutral

Average RPI Win:	215	WON-LOST	WINNING	LAST 10	STRENGTH OF	OPP. STRENGTH	TEAM	ADJ.	CONF.	ADJ CONF.
Average RPI Loss:	127	RECORD	PCT. RANK	GAMES	SCHEDULE	OF SCHEDULE	RPI	RPI	RPI	RPI
DIV. I ONLY	4- 7	229	3-7	82	205	195	195	11	11	
DIV. I NON-CONF.	4- 7	230	3-7	83	207	193	193	11	11	
TOTALS	RPI 1-25	RPI 26-50	W-L RECORDS	RPI 51-100	RPI 101-150	RPI 150+				
4- 7	0- 0	0- 0	OVERALL	1- 3	0- 2	3- 2				
3- 2	0- 0	0- 0	HOME	1- 0	0- 1	2- 1				
0- 5	0- 0	0- 0	AWAY	0- 3	0- 1	0- 1				
1- 0	0- 0	0- 0	NEUTRAL	0- 0	0- 0	1- 0				
4- 7	0- 0	0- 0	NON-CONFERENCE	1- 3	0- 2	3- 2				
3- 2	0- 0	0- 0	HOME	1- 0	0- 1	2- 1				
0- 5	0- 0	0- 0	AWAY	0- 3	0- 1	0- 1				
1- 0	0- 0	0- 0	NEUTRAL	0- 0	0- 0	1- 0				
0- 0	0- 0	0- 0	CONFERENCE	0- 0	0- 0	0- 0				
0- 0	0- 0	0- 0	HOME	0- 0	0- 0	0- 0				
0- 0	0- 0	0- 0	AWAY	0- 0	0- 0	0- 0				
0- 0	0- 0	0- 0	NEUTRAL	0- 0	0- 0	0- 0				

RPI 1-25				RPI 26-50				RPI 51-100				RPI 101+				Team's RPI: 195	
RPI	S	Opponent	Score	RPI	S	Opponent	Score	RPI	S	Opponent	Score	RPI	S	Opponent	Score		
								64	H	Old Dominion	62 49	122	H	Cincinnati	56 58		
								68	A	Seton Hall	33 53	147	A	South Fla.	55 77		
								82	A	Middle Tenn.	63 86	174	H	William & Mary	55 69		
								91	A	Boston College	52 87	207	A	Southern Miss.	39 51		
												242	H	East Carolina	53 40		
												275	H	Appalachian St.	66 38		
												279	N	Omaha	74 66		
LAST 10 Division I																	
				174	H	William & Mary	55 69	82	A	Middle Tenn.	63 86						
				122	H	Cincinnati	56 58	64	H	Old Dominion	62 49						
				207	A	Southern Miss.	39 51	242	H	East Carolina	53 40						
				279	N	Omaha	74 66	147	A	South Fla.	55 77						
				91	A	Boston College	52 87	68	A	Seton Hall	33 53						

Non-Div I Games:

VCU

Valparaiso

Through Games Of Dec. 21, 2019

Average RPI Win:	257	WON-LOST	WINNING	LAST 10	STRENGTH OF	OPP. STRENGTH	TEAM	ADJ.	CONF.	ADJ CONF.
Average RPI Loss:	48	RECORD	PCT. RANK	GAMES	SCHEDULE	OF SCHEDULE	RPI	RPI	RPI	RPI
DIV. I ONLY	6- 3	86	6-3	296	76	141	141	7	7	
DIV. I NON-CONF.	6- 3	85	6-3	298	75	143	143	7	7	
TOTALS	RPI 1-25	RPI 26-50	W-L RECORDS	RPI 51-100	RPI 101-150	RPI 150+				
6- 3	0- 2	0- 0	OVERALL	0- 0	1- 1	5- 0				
3- 0	0- 0	0- 0	HOME	0- 0	1- 0	2- 0				
3- 2	0- 1	0- 0	AWAY	0- 0	0- 1	3- 0				
0- 1	0- 1	0- 0	NEUTRAL	0- 0	0- 0	0- 0				
6- 3	0- 2	0- 0	NON-CONFERENCE	0- 0	1- 1	5- 0				
3- 0	0- 0	0- 0	HOME	0- 0	1- 0	2- 0				
3- 2	0- 1	0- 0	AWAY	0- 0	0- 1	3- 0				
0- 1	0- 1	0- 0	NEUTRAL	0- 0	0- 0	0- 0				
0- 0	0- 0	0- 0	CONFERENCE	0- 0	0- 0	0- 0				
0- 0	0- 0	0- 0	HOME	0- 0	0- 0	0- 0				
0- 0	0- 0	0- 0	AWAY	0- 0	0- 0	0- 0				
0- 0	0- 0	0- 0	NEUTRAL	0- 0	0- 0	0- 0				

RPI 1-25			RPI 26-50			RPI 51-100			RPI 101+			Team's RPI: 141
RPI	S	Opponent	Score	RPI	S	Opponent	Score	RPI	S	Opponent	Score	
19	A	Northwestern	48 69					104	A	North Dakota	63 65	
20	N	Ohio St.	38 89					111	H	Bowling Green	95 90	
								194	A	Toledo	61 54	
								286	A	North Dakota St.	66 54	
								302	H	Morehead St.	55 53	
								325	H	UIC	63 37	
								326	A	Detroit Mercy	77 58	
LAST 10 Division I												
326	A	Detroit Mercy	77 58	302	H	Morehead St.	55 53					
194	A	Toledo	61 54	325	H	UIC	63 37					
111	H	Bowling Green	95 90	286	A	North Dakota St.	66 54					
19	A	Northwestern	48 69	20	N	Ohio St.	38 89					
104	A	North Dakota	63 65									

Non-Div I Games:

Valparaiso

■ Loss,
 ■ Non-Conf,
 ■ S Site,
 ■ Home
 ■ A Away
 N Neutral

Vanderbilt

Through Games Of Dec. 21, 2019

Average RPI Win:	198	WON-LOST	WINNING	LAST 10	STRENGTH OF	OPP. STRENGTH	TEAM	ADJ.	CONF.	ADJ CONF.
Average RPI Loss:	37	RECORD	PCT. RANK	GAMES	SCHEDULE	OF SCHEDULE	RPI	RPI	RPI	RPI
DIV. I ONLY	9- 3	61	7-3	81	156	59	59	4	4	
DIV. I NON-CONF.	9- 3	60	7-3	82	158	59	59	4	4	
TOTALS	RPI 1-25	RPI 26-50	W-L RECORDS	RPI 51-100	RPI 101-150	RPI 150+				
9- 3	0- 1	1- 1	OVERALL	1- 1	1- 0	6- 0				
6- 1	0- 1	1- 0	HOME	1- 0	0- 0	4- 0				
2- 0	0- 0	0- 0	AWAY	0- 0	1- 0	1- 0				
1- 2	0- 0	0- 1	NEUTRAL	0- 1	0- 0	1- 0				
9- 3	0- 1	1- 1	NON-CONFERENCE	1- 1	1- 0	6- 0				
6- 1	0- 1	1- 0	HOME	1- 0	0- 0	4- 0				
2- 0	0- 0	0- 0	AWAY	0- 0	1- 0	1- 0				
1- 2	0- 0	0- 1	NEUTRAL	0- 1	0- 0	1- 0				
0- 0	0- 0	0- 0	CONFERENCE	0- 0	0- 0	0- 0				
0- 0	0- 0	0- 0	HOME	0- 0	0- 0	0- 0				
0- 0	0- 0	0- 0	AWAY	0- 0	0- 0	0- 0				
0- 0	0- 0	0- 0	NEUTRAL	0- 0	0- 0	0- 0				

RPI 1-25				RPI 26-50				RPI 51-100 Team's RPI: 59				RPI 101+			
RPI	S	Opponent	Score	RPI	S	Opponent	Score	RPI	S	Opponent	Score	RPI	S	Opponent	Score
1	H	UConn	51 64	31	H	Saint Louis	62 50	63	H	Furman	74 46	107	A	Washington	76 74
				41	N	Rutgers	56 62	68	N	Seton Hall	65 69	183	H	Eastern Ky.	75 69
												213	N	UC Irvine	76 63
												237	H	Tennessee Tech	75 61
												282	H	Radford	80 46
												328	A	Tennessee St.	106 55
												342	H	Jacksonville St.	88 66
LAST 10 Division I															
237	H	Tennessee Tech	75 61	107	A	Washington	76 74								
68	N	Seton Hall	65 69	213	N	UC Irvine	76 63								
41	N	Rutgers	56 62	183	H	Eastern Ky.	75 69								
328	A	Tennessee St.	106 55	31	H	Saint Louis	62 50								
63	H	Furman	74 46	1	H	UConn	51 64								

Non-Div I Games:

Vanderbilt

Loss, Non-Conf, S Site, H Home A Away N Neutral

Average RPI Win:	309	WON-LOST	WINNING	LAST 10	STRENGTH OF	OPP. STRENGTH	TEAM	ADJ.	CONF.	ADJ CONF.
Average RPI Loss:	136	RECORD	PCT. RANK	GAMES	SCHEDULE	OF SCHEDULE	RPI	RPI	RPI	RPI
DIV. I ONLY	5- 6	187	5-5	254	286	254	254	29	29	
DIV. I NON-CONF.	5- 6	185	5-5	259	288	255	255	29	29	
TOTALS	RPI 1-25	RPI 26-50	W-L RECORDS	RPI 51-100	RPI 101-150	RPI 150+				
5- 6	0- 0	0- 1	OVERALL	0- 1	0- 0	5- 4				
4- 2	0- 0	0- 0	HOME	0- 0	0- 0	4- 2				
1- 4	0- 0	0- 1	AWAY	0- 1	0- 0	1- 2				
0- 0	0- 0	0- 0	NEUTRAL	0- 0	0- 0	0- 0				
5- 6	0- 0	0- 1	NON-CONFERENCE	0- 1	0- 0	5- 4				
4- 2	0- 0	0- 0	HOME	0- 0	0- 0	4- 2				
1- 4	0- 0	0- 1	AWAY	0- 1	0- 0	1- 2				
0- 0	0- 0	0- 0	NEUTRAL	0- 0	0- 0	0- 0				
0- 0	0- 0	0- 0	CONFERENCE	0- 0	0- 0	0- 0				
0- 0	0- 0	0- 0	HOME	0- 0	0- 0	0- 0				
0- 0	0- 0	0- 0	AWAY	0- 0	0- 0	0- 0				
0- 0	0- 0	0- 0	NEUTRAL	0- 0	0- 0	0- 0				

RPI S	Opponent	Score	RPI S	Opponent	Score	RPI S	Opponent	Score	RPI S	Opponent	Score	Team's RPI: 254
36	A Minnesota	58 90	77	A Loyola Chicago	76 78	161	A Rhode Island	74 77	165	H Massachusetts	49 83	
						169	A Dartmouth	55 72	206	H Saint Francis (PA)	69 73	
						252	H Navy	64 56	304	H NJIT	65 59	
						309	H Bryant	71 66	339	H Canisius	76 53	
						341	A LIU Brooklyn	73 62				
LAST 10 Division I												
206	H Saint Francis (PA)	69 73	341	A LIU Brooklyn	73 62							
165	H Massachusetts	49 83	304	H NJIT	65 59							
161	A Rhode Island	74 77	339	H Canisius	76 53							
252	H Navy	64 56	36	A Minnesota	58 90							
309	H Bryant	71 66	77	A Loyola Chicago	76 78							

Non-Div I Games: Norwich 86 40

Vermont

Villanova

Through Games Of Dec. 21, 2019

Average RPI Win:	151	WON-LOST	WINNING	LAST 10	STRENGTH OF	OPP. STRENGTH	TEAM	ADJ.	CONF.	ADJ CONF.
Average RPI Loss:	95	RECORD	PCT. RANK	GAMES	SCHEDULE	OF SCHEDULE	RPI	RPI	RPI	RPI
DIV. I ONLY	5- 5	164	5-5	128	21	110	110	5	5	
DIV. I NON-CONF.	5- 5	163	5-5	128	21	110	110	5	5	
TOTALS	RPI 1-25	RPI 26-50	W-L RECORDS	RPI 51-100	RPI 101-150	RPI 150+				
5- 5	0- 0	1- 1	OVERALL	0- 3	2- 0	2- 1				
2- 2	0- 0	0- 1	HOME	0- 1	1- 0	1- 0				
3- 3	0- 0	1- 0	AWAY	0- 2	1- 0	1- 1				
0- 0	0- 0	0- 0	NEUTRAL	0- 0	0- 0	0- 0				
5- 5	0- 0	1- 1	NON-CONFERENCE	0- 3	2- 0	2- 1				
2- 2	0- 0	0- 1	HOME	0- 1	1- 0	1- 0				
3- 3	0- 0	1- 0	AWAY	0- 2	1- 0	1- 1				
0- 0	0- 0	0- 0	NEUTRAL	0- 0	0- 0	0- 0				
0- 0	0- 0	0- 0	CONFERENCE	0- 0	0- 0	0- 0				
0- 0	0- 0	0- 0	HOME	0- 0	0- 0	0- 0				
0- 0	0- 0	0- 0	AWAY	0- 0	0- 0	0- 0				
0- 0	0- 0	0- 0	NEUTRAL	0- 0	0- 0	0- 0				

RPI S	Opponent	Score	RPI S	Opponent	Score	RPI S	Opponent	Score	RPI S	Opponent	Score	Team's RPI: 110
			37 H	James Madison	52 56	55 A	Temple	69 74	142 A	Fordham	73 66	
			46 A	Georgia	63 58	62 A	Drexel	52 54	148 H	Saint Joseph's	60 44	
						89 H	George Washington	56 68	175 A	La Salle	77 69	
									231 A	American	54 76	
									243 H	Manhattan	63 51	
LAST 10 Division I												
			62 A	Drexel	52 54	175 A	La Salle	77 69				
			46 A	Georgia	63 58	55 A	Temple	69 74				
			243 H	Manhattan	63 51	148 H	Saint Joseph's	60 44				
			142 A	Fordham	73 66	37 H	James Madison	52 56				
			231 A	American	54 76	89 H	George Washington	56 68				

Non-Div I Games:

Villanova

Loss, Non-Conf, S Site, H Home A Away N Neutral

Average RPI Win: 141		WON-LOST	WINNING	LAST 10	STRENGTH OF	OPP. STRENGTH	TEAM	ADJ.	CONF.	ADJ CONF.
Average RPI Loss: 34		RECORD	PCT. RANK	GAMES	SCHEDULE	OF SCHEDULE	RPI	RPI	RPI	RPI
DIV. I ONLY		5- 6	187	4-6	1	111	21	21	3	3
DIV. I NON-CONF.		5- 6	185	4-6	1	111	21	21	3	3
TOTALS		RPI 1-25	RPI 26-50	W-L RECORDS		RPI 51-100	RPI 101-150	RPI 150+		
5- 6	0- 3	1- 2		OVERALL		2- 0	0- 1	2- 0		
3- 2	0- 1	1- 1		HOME		2- 0	0- 0	0- 0		
2- 3	0- 1	0- 1		AWAY		0- 0	0- 1	2- 0		
0- 1	0- 1	0- 0		NEUTRAL		0- 0	0- 0	0- 0		
5- 6	0- 3	1- 2		NON-CONFERENCE		2- 0	0- 1	2- 0		
3- 2	0- 1	1- 1		HOME		2- 0	0- 0	0- 0		
2- 3	0- 1	0- 1		AWAY		0- 0	0- 1	2- 0		
0- 1	0- 1	0- 0		NEUTRAL		0- 0	0- 0	0- 0		
0- 0	0- 0	0- 0		CONFERENCE		0- 0	0- 0	0- 0		
0- 0	0- 0	0- 0		HOME		0- 0	0- 0	0- 0		
0- 0	0- 0	0- 0		AWAY		0- 0	0- 0	0- 0		
0- 0	0- 0	0- 0		NEUTRAL		0- 0	0- 0	0- 0		

RPI	S	Opponent	Score	RPI	S	Opponent	Score	RPI	S	Opponent	Score	RPI	S	Opponent	Score
1	A	UConn	44 83	28	H	Kentucky	47 50	64	H	Old Dominion	56 53	105	A	Southern California	49 59
9	N	Mississippi St.	59 72	37	H	James Madison	55 49	100	H	Bucknell	84 60	245	A	CSUN	72 47
17	H	UCLA	62 73	41	A	Rutgers	63 73					260	A	UNLV	63 55
LAST 10 Division I															
17	H	UCLA	62 73	9	N	Mississippi St.	59 72								
37	H	James Madison	55 49	260	A	UNLV	63 55								
64	H	Old Dominion	56 53	41	A	Rutgers	63 73								
1	A	UConn	44 83	245	A	CSUN	72 47								
28	H	Kentucky	47 50	105	A	Southern California	49 59								

Non-Div I Games:

Virginia

Average RPI Win:	153	WON-LOST	WINNING	LAST 10	STRENGTH OF	OPP. STRENGTH	TEAM	ADJ.	CONF.	ADJ CONF.
Average RPI Loss:	46	RECORD	PCT. RANK	GAMES	SCHEDULE	OF SCHEDULE	RPI	RPI	RPI	RPI
DIV. I ONLY	10- 1	18	9-1	131	48	26	26	3	3	
DIV. I NON-CONF.	10- 1	18	9-1	130	47	25	25	3	3	
TOTALS	RPI 1-25	RPI 26-50	W-L RECORDS	RPI 51-100	RPI 101-150	RPI 150+				
10- 1	1- 0	0- 1	OVERALL	1- 0	3- 0	5- 0				
6- 0	1- 0	0- 0	HOME	0- 0	2- 0	3- 0				
1- 0	0- 0	0- 0	AWAY	0- 0	0- 0	1- 0				
3- 1	0- 0	0- 1	NEUTRAL	1- 0	1- 0	1- 0				
10- 1	1- 0	0- 1	NON-CONFERENCE	1- 0	3- 0	5- 0				
6- 0	1- 0	0- 0	HOME	0- 0	2- 0	3- 0				
1- 0	0- 0	0- 0	AWAY	0- 0	0- 0	1- 0				
3- 1	0- 0	0- 1	NEUTRAL	1- 0	1- 0	1- 0				
0- 0	0- 0	0- 0	CONFERENCE	0- 0	0- 0	0- 0				
0- 0	0- 0	0- 0	HOME	0- 0	0- 0	0- 0				
0- 0	0- 0	0- 0	AWAY	0- 0	0- 0	0- 0				
0- 0	0- 0	0- 0	NEUTRAL	0- 0	0- 0	0- 0				

RPI 1-25				RPI 26-50				Team's RPI: 26	RPI 51-100				RPI 101+			
RPI	S	Opponent	Score	RPI	S	Opponent	Score		RPI	S	Opponent	Score	RPI	S	Opponent	Score
18	H	Purdue	67 54	46	N	Georgia	72 77		98	N	Belmont	60 58	112	H	Liberty	73 69
													131	H	Davidson	88 68
													135	N	Wichita St.	84 63
													153	H	Gardner-Webb	87 65
													172	A	George Mason	77 58
													202	N	Rice	54 45
													206	H	Saint Francis (PA)	105 41
													305	H	UMES	86 43
LAST 10 Division I																
18	H	Purdue	67 54	135	N	Wichita St.	84 63									
46	N	Georgia	72 77	202	N	Rice	54 45									
98	N	Belmont	60 58	153	H	Gardner-Webb	87 65									
131	H	Davidson	88 68	112	H	Liberty	73 69									
305	H	UMES	86 43	172	A	George Mason	77 58									

Non-Div I Games:

Virginia Tech

■ Loss,
 ■ Non-Conf, S Site,
 ■ Home
 ■ Away
 N Neutral

W
a
g
n
e
rW
a
g
n
e
r

Wagner

Page 332

Wake Forest

Through Games Of Dec. 21, 2019

Average RPI Win:	221	WON-LOST	WINNING	LAST 10	STRENGTH OF	OPP. STRENGTH	TEAM	ADJ.	CONF.	ADJ CONF.
Average RPI Loss:	112	RECORD	PCT. RANK	GAMES	SCHEDULE	OF SCHEDULE	RPI	RPI	RPI	RPI
DIV. I ONLY	7- 4	99	6-4	183	175	134	134	3	3	
DIV. I NON-CONF.	7- 4	100	6-4	182	177	136	136	3	3	
TOTALS	RPI 1-25	RPI 26-50	W-L RECORDS	RPI 51-100	RPI 101-150	RPI 150+				
7- 4	0- 0	0- 1	OVERALL	0- 1	1- 1	6- 1				
4- 2	0- 0	0- 1	HOME	0- 0	0- 1	4- 0				
1- 2	0- 0	0- 0	AWAY	0- 1	0- 0	1- 1				
2- 0	0- 0	0- 0	NEUTRAL	0- 0	1- 0	1- 0				
7- 4	0- 0	0- 1	NON-CONFERENCE	0- 1	1- 1	6- 1				
4- 2	0- 0	0- 1	HOME	0- 0	0- 1	4- 0				
1- 2	0- 0	0- 0	AWAY	0- 1	0- 0	1- 1				
2- 0	0- 0	0- 0	NEUTRAL	0- 0	1- 0	1- 0				
0- 0	0- 0	0- 0	CONFERENCE	0- 0	0- 0	0- 0				
0- 0	0- 0	0- 0	HOME	0- 0	0- 0	0- 0				
0- 0	0- 0	0- 0	AWAY	0- 0	0- 0	0- 0				
0- 0	0- 0	0- 0	NEUTRAL	0- 0	0- 0	0- 0				

RPI 1-25				RPI 26-50				RPI 51-100				RPI 101+				Team's RPI: 134	
RPI	S	Opponent	Score	RPI	S	Opponent	Score	RPI	S	Opponent	Score	RPI	S	Opponent	Score		
				35	H	Charlotte	65 77	52	A	St. John's (NY)	74 82	126	H	UNC Greensboro	65 67		
												130	N	Dayton	78 59		
												176	A	Elon	69 57		
												189	N	Florida	73 68		
												225	H	Campbell	74 46		
												236	A	ETSU	60 67		
												242	H	East Carolina	76 53		
												290	H	UNCW	65 55		
												298	H	Col. of Charleston	106 50		
LAST 10 Division I																	
				176	A	Elon	69 57					189	N	Florida	73 68		
				52	A	St. John's (NY)	74 82					130	N	Dayton	78 59		
				35	H	Charlotte	65 77					225	H	Campbell	74 46		
				126	H	UNC Greensboro	65 67					236	A	ETSU	60 67		
				298	H	Col. of Charleston	106 50					242	H	East Carolina	76 53		

Non-Div I Games:

Wake Forest

■ Loss,
 ■ Non-Conf,
 S Site,
 ■ Home
 ■ Away
 N Neutral

Washington

Through Games Of Dec. 21, 2019

Average RPI Win:	178	WON-LOST	WINNING	LAST 10	STRENGTH OF	OPP. STRENGTH	TEAM	ADJ.	CONF.	ADJ CONF.
Average RPI Loss:	134	RECORD	PCT. RANK	GAMES	SCHEDULE	OF SCHEDULE	RPI	RPI	RPI	RPI
DIV. I ONLY	8- 3	70	7-3	148	110	107	107	1	1	
DIV. I NON-CONF.	8- 3	69	7-3	150	110	107	107	1	1	
TOTALS	RPI 1-25	RPI 26-50	W-L RECORDS	RPI 51-100	RPI 101-150	RPI 150+				
8- 3	1- 0	0- 0	OVERALL	1- 1	1- 0	5- 2				
4- 3	0- 0	0- 0	HOME	1- 1	1- 0	2- 2				
1- 0	0- 0	0- 0	AWAY	0- 0	0- 0	1- 0				
3- 0	1- 0	0- 0	NEUTRAL	0- 0	0- 0	2- 0				
8- 3	1- 0	0- 0	NON-CONFERENCE	1- 1	1- 0	5- 2				
4- 3	0- 0	0- 0	HOME	1- 1	1- 0	2- 2				
1- 0	0- 0	0- 0	AWAY	0- 0	0- 0	1- 0				
3- 0	1- 0	0- 0	NEUTRAL	0- 0	0- 0	2- 0				
0- 0	0- 0	0- 0	CONFERENCE	0- 0	0- 0	0- 0				
0- 0	0- 0	0- 0	HOME	0- 0	0- 0	0- 0				
0- 0	0- 0	0- 0	AWAY	0- 0	0- 0	0- 0				
0- 0	0- 0	0- 0	NEUTRAL	0- 0	0- 0	0- 0				

RPI 1-25				RPI 26-50				RPI 51-100				RPI 101+				Team's RPI: 107	
RPI	S	Opponent	Score	RPI	S	Opponent	Score	RPI	S	Opponent	Score	RPI	S	Opponent	Score		
15	N	Iowa	70 63					59	H	Vanderbilt	74 76	123	H	San Francisco	73 54		
								99	H	CSU Bakersfield	80 49	157	H	Hawaii	50 62		
												179	N	Howard	75 58		
												185	H	Tulane	62 64		
												200	N	Iona	65 34		
												210	A	San Diego	65 47		
												265	H	Weber St.	94 41		
												334	H	Seattle U	78 46		
LAST 10 Division I																	
179	N	Howard	75 58	59	H	Vanderbilt	74 76	123	H	San Francisco	73 54						
200	N	Iona	65 34					210	A	San Diego	65 47						
334	H	Seattle U	78 46					157	H	Hawaii	50 62						
265	H	Weber St.	94 41					15	N	Iowa	70 63						
185	H	Tulane	62 64														

Non-Div I Games:

Washington

■ Loss,
 ■ Non-Conf, S Site,
 ■ Home
 ■ Away
 N Neutral

Average RPI Win:	215	WON-LOST	WINNING	LAST 10	STRENGTH OF	OPP. STRENGTH	TEAM	ADJ.	CONF.	ADJ CONF.
Average RPI Loss:	18	RECORD	PCT. RANK	GAMES	SCHEDULE	OF SCHEDULE	RPI	RPI	RPI	RPI
DIV. I ONLY	7- 5	132	5-5	76	19	92	92	1	1	
DIV. I NON-CONF.	7- 5	132	5-5	76	18	92	92	1	1	
TOTALS	RPI 1-25	RPI 26-50	W-L RECORDS	RPI 51-100	RPI 101-150	RPI 150+				
7- 5	0- 3	0- 2	OVERALL	1- 0	1- 0	5- 0				
5- 1	0- 1	0- 0	HOME	0- 0	1- 0	4- 0				
1- 1	0- 0	0- 1	AWAY	1- 0	0- 0	0- 0				
1- 3	0- 2	0- 1	NEUTRAL	0- 0	0- 0	1- 0				
7- 5	0- 3	0- 2	NON-CONFERENCE	1- 0	1- 0	5- 0				
5- 1	0- 1	0- 0	HOME	0- 0	1- 0	4- 0				
1- 1	0- 0	0- 1	AWAY	1- 0	0- 0	0- 0				
1- 3	0- 2	0- 1	NEUTRAL	0- 0	0- 0	1- 0				
0- 0	0- 0	0- 0	CONFERENCE	0- 0	0- 0	0- 0				
0- 0	0- 0	0- 0	HOME	0- 0	0- 0	0- 0				
0- 0	0- 0	0- 0	AWAY	0- 0	0- 0	0- 0				
0- 0	0- 0	0- 0	NEUTRAL	0- 0	0- 0	0- 0				

RPI 1-25				RPI 26-50				RPI 51-100				RPI 101+			
RPI	S	Opponent	Score	RPI	S	Opponent	Score	RPI	S	Opponent	Score	RPI	S	Opponent	Score
6	H	Gonzaga	53 76	32	A	Miami (FL)	68 74	74	A	Boise St.	80 68	120	H	BYU	67 50
7	N	South Carolina	53 68	34	N	Baylor	66 89					213	H	UC Irvine	87 59
13	N	Indiana	44 78									245	H	CSUN	71 61
												263	N	Southern U.	69 54
												292	H	Ark.-Pine Bluff	85 56
												295	H	Pepperdine	85 48
LAST 10 Division I															
13	N	Indiana	44 78	32	A	Miami (FL)	68 74								
7	N	South Carolina	53 68	263	N	Southern U.	69 54								
34	N	Baylor	66 89	213	H	UC Irvine	87 59								
245	H	CSUN	71 61	6	H	Gonzaga	53 76								
74	A	Boise St.	80 68	292	H	Ark.-Pine Bluff	85 56								

Non-Div I Games:

Washington St.

Average RPI Win:	297	WON-LOST	WINNING	LAST 10	STRENGTH OF	OPP. STRENGTH	TEAM	ADJ.	CONF.	ADJ CONF.
Average RPI Loss:	158	RECORD	PCT. RANK	GAMES	SCHEDULE	OF SCHEDULE	RPI	RPI	RPI	RPI
DIV. I ONLY	2- 7	285	2-7	167	268	265	265	19	19	
DIV. I NON-CONF.	2- 7	285	2-7	171	269	265	265	19	19	
TOTALS	RPI 1-25	RPI 26-50	W-L RECORDS	RPI 51-100	RPI 101-150	RPI 150+				
2- 7	0- 1	0- 0	OVERALL	0- 1	0- 1	2- 4				
1- 1	0- 0	0- 0	HOME	0- 0	0- 0	1- 1				
1- 6	0- 1	0- 0	AWAY	0- 1	0- 1	1- 3				
0- 0	0- 0	0- 0	NEUTRAL	0- 0	0- 0	0- 0				
2- 7	0- 1	0- 0	NON-CONFERENCE	0- 1	0- 1	2- 4				
1- 1	0- 0	0- 0	HOME	0- 0	0- 0	1- 1				
1- 6	0- 1	0- 0	AWAY	0- 1	0- 1	1- 3				
0- 0	0- 0	0- 0	NEUTRAL	0- 0	0- 0	0- 0				
0- 0	0- 0	0- 0	CONFERENCE	0- 0	0- 0	0- 0				
0- 0	0- 0	0- 0	HOME	0- 0	0- 0	0- 0				
0- 0	0- 0	0- 0	AWAY	0- 0	0- 0	0- 0				
0- 0	0- 0	0- 0	NEUTRAL	0- 0	0- 0	0- 0				

RPI 1-25				RPI 26-50				RPI 51-100				RPI 101+ Team's RPI: 265			
RPI	S	Opponent	Score	RPI	S	Opponent	Score	RPI	S	Opponent	Score	RPI	S	Opponent	Score
17	A	UCLA	45 85					78	A	Pacific	53 76	107	A	Washington	41 94
												187	H	Portland	59 78
												193	A	Utah	46 75
												208	A	UTEP	51 70
												248	A	UC Riverside	64 54
												316	A	New Mexico St.	47 77
												345	H	Utah Valley	72 46
LAST 10 Division I															
78	A	Pacific	53 76	193	A	Utah	46 75								
107	A	Washington	41 94	345	H	Utah Valley	72 46								
187	H	Portland	59 78	316	A	New Mexico St.	47 77								
17	A	UCLA	45 85	208	A	UTEP	51 70								
				248	A	UC Riverside	64 54								

Non-Div I Games:

Weber St.

Average RPI Win: 200		WON-LOST	WINNING	LAST 10	STRENGTH OF	OPP. STRENGTH	TEAM	ADJ.	CONF.	ADJ CONF.
Average RPI Loss: 12		RECORD	PCT. RANK	GAMES	SCHEDULE	OF SCHEDULE	RPI	RPI	RPI	RPI
DIV. I ONLY		8- 1	31	8-1	229	66	50	50	6	6
DIV. I NON-CONF.		8- 1	31	8-1	231	64	51	51	6	6
TOTALS	RPI 1-25	RPI 26-50		W-L RECORDS		RPI 51-100	RPI 101-150	RPI 150+		
8- 1	1- 1	0- 0		OVERALL		0- 0	1- 0	6- 0		
4- 0	0- 0	0- 0		HOME		0- 0	0- 0	4- 0		
1- 0	1- 0	0- 0		AWAY		0- 0	0- 0	0- 0		
3- 1	0- 1	0- 0		NEUTRAL		0- 0	1- 0	2- 0		
8- 1	1- 1	0- 0		NON-CONFERENCE		0- 0	1- 0	6- 0		
4- 0	0- 0	0- 0		HOME		0- 0	0- 0	4- 0		
1- 0	1- 0	0- 0		AWAY		0- 0	0- 0	0- 0		
3- 1	0- 1	0- 0		NEUTRAL		0- 0	1- 0	2- 0		
0- 0	0- 0	0- 0		CONFERENCE		0- 0	0- 0	0- 0		
0- 0	0- 0	0- 0		HOME		0- 0	0- 0	0- 0		
0- 0	0- 0	0- 0		AWAY		0- 0	0- 0	0- 0		
0- 0	0- 0	0- 0		NEUTRAL		0- 0	0- 0	0- 0		

RPI 1-25					RPI 26-50					Team's RPI: 50					RPI 51-100					RPI 101+				
RPI	S	Opponent	Score		RPI	S	Opponent	Score		RPI	S	Opponent	Score		RPI	S	Opponent	Score						
9	A	Mississippi St.	71	65											137	N	Michigan St.	63	57					
12	N	Creighton	75	82											160	N	New Mexico	73	60					
															204	N	Norfolk St.	72	55					
															206	H	Saint Francis (PA)	74	45					
															271	H	Presbyterian	56	40					
															282	H	Radford	74	37					
															332	H	Coppin St.	82	47					
LAST 10 Division I																								
					137	N	Michigan St.	63	57						204	N	Norfolk St.	72	55					
					282	H	Radford	74	37						9	A	Mississippi St.	71	65					
					271	H	Presbyterian	56	40						160	N	New Mexico	73	60					
					206	H	Saint Francis (PA)	74	45						12	N	Creighton	75	82					
															332	H	Coppin St.	82	47					

Non-Div I Games:

West Virginia

■ Loss, ■ Non-Conf, S Site, H Home A Away N Neutral

Western Caro.

Through Games Of Dec. 21, 2019

Average RPI Win:	331	WON-LOST	WINNING	LAST 10	STRENGTH OF	OPP. STRENGTH	TEAM	ADJ.	CONF.	ADJ CONF.
Average RPI Loss:	198	RECORD	PCT. RANK	GAMES	SCHEDULE	OF SCHEDULE	RPI	RPI	RPI	RPI
DIV. I ONLY	1- 11	336	1-9	196	349	336	336	21	21	
DIV. I NON-CONF.	1- 11	336	1-9	198	349	336	336	21	21	
TOTALS	RPI 1-25	RPI 26-50	W-L RECORDS	RPI 51-100	RPI 101-150	RPI 150+				
1- 11	0- 0	0- 0	OVERALL	0- 1	0- 3	1- 7				
1- 6	0- 0	0- 0	HOME	0- 0	0- 2	1- 4				
0- 5	0- 0	0- 0	AWAY	0- 1	0- 1	0- 3				
0- 0	0- 0	0- 0	NEUTRAL	0- 0	0- 0	0- 0				
1- 11	0- 0	0- 0	NON-CONFERENCE	0- 1	0- 3	1- 7				
1- 6	0- 0	0- 0	HOME	0- 0	0- 2	1- 4				
0- 5	0- 0	0- 0	AWAY	0- 1	0- 1	0- 3				
0- 0	0- 0	0- 0	NEUTRAL	0- 0	0- 0	0- 0				
0- 0	0- 0	0- 0	CONFERENCE	0- 0	0- 0	0- 0				
0- 0	0- 0	0- 0	HOME	0- 0	0- 0	0- 0				
0- 0	0- 0	0- 0	AWAY	0- 0	0- 0	0- 0				
0- 0	0- 0	0- 0	NEUTRAL	0- 0	0- 0	0- 0				

RPI S	Opponent	Score	RPI S	Opponent	Score	RPI S	Opponent	Score	RPI S	Opponent	Score	Team's RPI: 336
						90	A North Carolina	55 92	131	A Davidson	51 101	
									136	H Cleveland St.	61 68	
									143	H Coastal Caro.	43 66	
									153	A Gardner-Webb	62 88	
									176	A Elon	24 68	
									225	H Campbell	40 61	
									237	H Tennessee Tech	58 62	
									274	H UNC Asheville	47 64	
									307	H Winthrop	60 63	
									310	A USC Upstate	62 70	
									331	H Charleston So.	69 64	
LAST 10 Division I												
307	H Winthrop	60 63	136	H Cleveland St.	61 68							
237	H Tennessee Tech	58 62	331	H Charleston So.	69 64							
274	H UNC Asheville	47 64	153	A Gardner-Webb	62 88							
225	H Campbell	40 61	143	H Coastal Caro.	43 66							
310	A USC Upstate	62 70	131	A Davidson	51 101							

Non-Div I Games: UVa-Wise 64 55

Western Caro.

■ Loss,
 ■ Non-Conf, S Site,
 ■ Home
 ■ Away
 N Neutral

Average RPI Win:	260	WON-LOST	WINNING	LAST 10	STRENGTH OF	OPP. STRENGTH	TEAM	ADJ.	CONF.	ADJ CONF.
Average RPI Loss:	101	RECORD	PCT. RANK	GAMES	SCHEDULE	OF SCHEDULE	RPI	RPI	RPI	RPI
DIV. I ONLY	3- 7	254	3-7	153	169	228	228	17	17	
DIV. I NON-CONF.	3- 7	251	3-7	155	172	229	229	17	17	
TOTALS	RPI 1-25	RPI 26-50	W-L RECORDS	RPI 51-100	RPI 101-150	RPI 150+				
3- 7	0- 1	0- 2	OVERALL	0- 1	0- 1	3- 2				
2- 1	0- 0	0- 0	HOME	0- 0	0- 1	2- 0				
1- 4	0- 1	0- 2	AWAY	0- 0	0- 0	1- 1				
0- 2	0- 0	0- 0	NEUTRAL	0- 1	0- 0	0- 1				
3- 7	0- 1	0- 2	NON-CONFERENCE	0- 1	0- 1	3- 2				
2- 1	0- 0	0- 0	HOME	0- 0	0- 1	2- 0				
1- 4	0- 1	0- 2	AWAY	0- 0	0- 0	1- 1				
0- 2	0- 0	0- 0	NEUTRAL	0- 1	0- 0	0- 1				
0- 0	0- 0	0- 0	CONFERENCE	0- 0	0- 0	0- 0				
0- 0	0- 0	0- 0	HOME	0- 0	0- 0	0- 0				
0- 0	0- 0	0- 0	AWAY	0- 0	0- 0	0- 0				
0- 0	0- 0	0- 0	NEUTRAL	0- 0	0- 0	0- 0				

RPI 1-25				RPI 26-50				RPI 51-100				RPI 101+ Team's RPI: 228			
RPI	S	Opponent	Score	RPI	S	Opponent	Score	RPI	S	Opponent	Score	RPI	S	Opponent	Score
18	A	Purdue	59 66	29	A	Drake	75 94	76	N	Southern Ill.	65 79	113	H	Bradley	49 84
				40	A	Illinois St.	65 78					151	H	Southeast Mo. St.	97 91
												181	A	Missouri	89 97
												253	N	Eastern Ill.	52 60
												287	H	Indiana St.	83 72
												343	A	Chicago St.	88 78
LAST 10 Division I															
		253	N	Eastern Ill.	52	60				151	H	Southeast Mo. St.	97	91	
		76	N	Southern Ill.	65	79				343	A	Chicago St.	88	78	
		18	A	Purdue	59	66				40	A	Illinois St.	65	78	
		287	H	Indiana St.	83	72				29	A	Drake	75	94	
		181	A	Missouri	89	97				113	H	Bradley	49	84	

Non-Div I Games: Culver-Stockton 82 76 Ill.-Springfield 91 51 Mo. Baptist 90 69

Western Ill.

Average RPI Win:	152	WON-LOST	WINNING	LAST 10	STRENGTH OF	OPP. STRENGTH	TEAM	ADJ.	CONF.	ADJ CONF.
Average RPI Loss:	60	RECORD	PCT. RANK	GAMES	SCHEDULE	OF SCHEDULE	RPI	RPI	RPI	RPI
DIV. I ONLY	8- 3	70	8-2	136	8	33	33	15	15	
DIV. I NON-CONF.	8- 3	69	8-2	136	8	33	33	15	15	
TOTALS	RPI 1-25	RPI 26-50	W-L RECORDS	RPI 51-100	RPI 101-150	RPI 150+				
8- 3	0- 2	1- 0	OVERALL	3- 0	1- 0	3- 1				
4- 0	0- 0	1- 0	HOME	2- 0	0- 0	1- 0				
3- 3	0- 2	0- 0	AWAY	1- 0	1- 0	1- 1				
1- 0	0- 0	0- 0	NEUTRAL	0- 0	0- 0	1- 0				
8- 3	0- 2	1- 0	NON-CONFERENCE	3- 0	1- 0	3- 1				
4- 0	0- 0	1- 0	HOME	2- 0	0- 0	1- 0				
3- 3	0- 2	0- 0	AWAY	1- 0	1- 0	1- 1				
1- 0	0- 0	0- 0	NEUTRAL	0- 0	0- 0	1- 0				
0- 0	0- 0	0- 0	CONFERENCE	0- 0	0- 0	0- 0				
0- 0	0- 0	0- 0	HOME	0- 0	0- 0	0- 0				
0- 0	0- 0	0- 0	AWAY	0- 0	0- 0	0- 0				
0- 0	0- 0	0- 0	NEUTRAL	0- 0	0- 0	0- 0				

RPI 1-25				RPI 26-50				Team's RPI: 33				RPI 51-100				RPI 101+			
RPI	S	Opponent	Score	RPI	S	Opponent	Score	RPI	S	Opponent	Score	RPI	S	Opponent	Score	RPI	S	Opponent	Score
4	A	Louisville	56 75	39	H	Oklahoma	74 63	61	H	Central Mich.	93 58	149	A	Samford	88 84				
18	A	Purdue	50 67					72	A	Ball St.	91 86	159	A	Saint Mary's (CA)	73 80				
								98	H	Belmont	77 46	226	H	Little Rock	77 58				
												256	N	Tulsa	76 63				
												311	A	Mercer	75 62				
LAST 10 Division I																			
18	A	Purdue	50 67	72	A	Ball St.	91 86												
149	A	Samford	88 84	39	H	Oklahoma	74 63												
61	H	Central Mich.	93 58	159	A	Saint Mary's (CA)	73 80												
98	H	Belmont	77 46	256	N	Tulsa	76 63												
311	A	Mercer	75 62	226	H	Little Rock	77 58												

Non-Div I Games:

Western Ky.

■ Loss,
 ■ Non-Conf, S Site,
 ■ Home
 ■ Away
 N Neutral

Average RPI Win:	318	WON-LOST	WINNING	LAST 10	STRENGTH OF	OPP. STRENGTH	TEAM	ADJ.	CONF.	ADJ CONF.
Average RPI Loss:	141	RECORD	PCT. RANK	GAMES	SCHEDULE	OF SCHEDULE	RPI	RPI	RPI	RPI
DIV. I ONLY	5- 3	119	5-3	331	236	235	235	9	9	
DIV. I NON-CONF.	5- 3	118	5-3	332	239	236	236	9	9	
TOTALS	RPI 1-25	RPI 26-50	W-L RECORDS	RPI 51-100	RPI 101-150	RPI 150+				
5- 3	0- 0	0- 1	OVERALL	0- 0	0- 0	5- 2				
2- 1	0- 0	0- 0	HOME	0- 0	0- 0	2- 1				
1- 2	0- 0	0- 1	AWAY	0- 0	0- 0	1- 1				
2- 0	0- 0	0- 0	NEUTRAL	0- 0	0- 0	2- 0				
5- 3	0- 0	0- 1	NON-CONFERENCE	0- 0	0- 0	5- 2				
2- 1	0- 0	0- 0	HOME	0- 0	0- 0	2- 1				
1- 2	0- 0	0- 1	AWAY	0- 0	0- 0	1- 1				
2- 0	0- 0	0- 0	NEUTRAL	0- 0	0- 0	2- 0				
0- 0	0- 0	0- 0	CONFERENCE	0- 0	0- 0	0- 0				
0- 0	0- 0	0- 0	HOME	0- 0	0- 0	0- 0				
0- 0	0- 0	0- 0	AWAY	0- 0	0- 0	0- 0				
0- 0	0- 0	0- 0	NEUTRAL	0- 0	0- 0	0- 0				

RPI 1-25			RPI 26-50			RPI 51-100			RPI 101+			Team's RPI: 235
RPI	S	Opponent	Score	RPI	S	Opponent	Score	RPI	S	Opponent	Score	
				38	A	Michigan	55 76					
								177	H	Fla. Atlantic	79 80	
								208	A	UTEP	46 76	
								278	N	Denver	79 70	
								316	N	New Mexico St.	79 76	
								325	A	UIC	80 52	
								326	H	Detroit Mercy	82 67	
								343	H	Chicago St.	90 69	
LAST 10 Division I												
278	N	Denver	79 70	325	A	UIC	80 52					
343	H	Chicago St.	90 69	316	N	New Mexico St.	79 76					
38	A	Michigan	55 76	208	A	UTEP	46 76					
				177	H	Fla. Atlantic	79 80					
				326	H	Detroit Mercy	82 67					

Non-Div I Games: Kentucky St. 80 41

Western Mich.

Average RPI Win:	202	WON-LOST	WINNING	LAST 10	STRENGTH OF	OPP. STRENGTH	TEAM	ADJ.	CONF.	ADJ CONF.
Average RPI Loss:	61	RECORD	PCT. RANK	GAMES	SCHEDULE	OF SCHEDULE	RPI	RPI	RPI	RPI
DIV. I ONLY	7- 5	132	7-3	222	11	135	135	8	8	
DIV. I NON-CONF.	7- 5	132	7-3	225	11	137	137	8	8	
TOTALS	RPI 1-25	RPI 26-50	W-L RECORDS	RPI 51-100	RPI 101-150	RPI 150+				
7- 5	0- 2	1- 2	OVERALL	0- 0	1- 0	5- 1				
5- 1	0- 0	1- 1	HOME	0- 0	0- 0	4- 0				
1- 3	0- 2	0- 0	AWAY	0- 0	0- 0	1- 1				
1- 1	0- 0	0- 1	NEUTRAL	0- 0	1- 0	0- 0				
7- 5	0- 2	1- 2	NON-CONFERENCE	0- 0	1- 0	5- 1				
5- 1	0- 0	1- 1	HOME	0- 0	0- 0	4- 0				
1- 3	0- 2	0- 0	AWAY	0- 0	0- 0	1- 1				
1- 1	0- 0	0- 1	NEUTRAL	0- 0	1- 0	0- 0				
0- 0	0- 0	0- 0	CONFERENCE	0- 0	0- 0	0- 0				
0- 0	0- 0	0- 0	HOME	0- 0	0- 0	0- 0				
0- 0	0- 0	0- 0	AWAY	0- 0	0- 0	0- 0				
0- 0	0- 0	0- 0	NEUTRAL	0- 0	0- 0	0- 0				

RPI 1-25				RPI 26-50				RPI 51-100				RPI 101+ Team's RPI: 135			
RPI	S	Opponent	Score	RPI	S	Opponent	Score	RPI	S	Opponent	Score	RPI	S	Opponent	Score
3	A	Missouri St.	55 68	26	N	Virginia Tech	63 84					132	N	Montana St.	66 64
12	A	Creighton	46 56	39	H	Oklahoma	88 83					196	H	Eastern Mich.	63 52
				49	H	UNI	50 61					214	A	Oral Roberts	66 79
												222	A	Louisiana Tech	88 80
												263	H	Southern U.	69 63
												268	H	Houston Baptist	59 42
												292	H	Ark.-Pine Bluff	100 50
LAST 10 Division I															
		26 N Virginia Tech	63 84			196 H Eastern Mich.	63 52								
		132 N Montana St.	66 64			3 A Missouri St.	55 68								
		292 H Ark.-Pine Bluff	100 50			39 H Oklahoma	88 83								
		12 A Creighton	46 56			268 H Houston Baptist	59 42								
		263 H Southern U.	69 63			222 A Louisiana Tech	88 80								

Non-Div I Games:

Wichita St.

William & Mary

Through Games Of Dec. 21, 2019

Average RPI Win:	261	WON-LOST	WINNING	LAST 10	STRENGTH OF	OPP. STRENGTH	TEAM	ADJ.	CONF.	ADJ CONF.
Average RPI Loss:	83	RECORD	PCT. RANK	GAMES	SCHEDULE	OF SCHEDULE	RPI	RPI	RPI	RPI
DIV. I ONLY	8- 2	51	8-2	338	115	174	174	16	16	
DIV. I NON-CONF.	8- 2	50	8-2	339	115	173	173	16	16	
TOTALS	RPI 1-25	RPI 26-50	W-L RECORDS	RPI 51-100	RPI 101-150	RPI 150+				
8- 2	0- 0	0- 0	OVERALL	0- 1	0- 1	8- 0				
4- 1	0- 0	0- 0	HOME	0- 1	0- 0	4- 0				
4- 1	0- 0	0- 0	AWAY	0- 0	0- 1	4- 0				
0- 0	0- 0	0- 0	NEUTRAL	0- 0	0- 0	0- 0				
8- 2	0- 0	0- 0	NON-CONFERENCE	0- 1	0- 1	8- 0				
4- 1	0- 0	0- 0	HOME	0- 1	0- 0	4- 0				
4- 1	0- 0	0- 0	AWAY	0- 0	0- 1	4- 0				
0- 0	0- 0	0- 0	NEUTRAL	0- 0	0- 0	0- 0				
0- 0	0- 0	0- 0	CONFERENCE	0- 0	0- 0	0- 0				
0- 0	0- 0	0- 0	HOME	0- 0	0- 0	0- 0				
0- 0	0- 0	0- 0	AWAY	0- 0	0- 0	0- 0				
0- 0	0- 0	0- 0	NEUTRAL	0- 0	0- 0	0- 0				

RPI 1-25				RPI 26-50				RPI 51-100				RPI 101+				Team's RPI: 174	
RPI	S	Opponent	Score	RPI	S	Opponent	Score	RPI	S	Opponent	Score	RPI	S	Opponent	Score		
								64	H	Old Dominion	58	69	101	A	Richmond	73	76
												195	A	VCU	69	55	
												204	H	Norfolk St.	65	56	
												238	A	Delaware St.	73	52	
												242	A	East Carolina	78	68	
												258	A	Army West Point	77	65	
												305	H	UMES	78	50	
												317	H	Hartford	61	44	
												330	H	UMBC	76	48	
LAST 10 Division I																	
				204	H	Norfolk St.	65	56				317	H	Hartford	61	44	
				195	A	VCU	69	55				330	H	UMBC	76	48	
				64	H	Old Dominion	58	69				101	A	Richmond	73	76	
				238	A	Delaware St.	73	52				242	A	East Carolina	78	68	
				258	A	Army West Point	77	65				305	H	UMES	78	50	

Non-Div I Games:

William & Mary

Loss, Non-Conf, S Site, H Home A Away N Neutral

Average RPI Win:	316	WON-LOST	WINNING	LAST 10	STRENGTH OF	OPP. STRENGTH	TEAM	ADJ.	CONF.	ADJ CONF.
Average RPI Loss:	191	RECORD	PCT. RANK	GAMES	SCHEDULE	OF SCHEDULE	RPI	RPI	RPI	RPI
DIV. I ONLY	3- 6	234	3-6	327	209	307	307	28	28	
DIV. I NON-CONF.	3- 6	236	3-6	328	211	306	306	28	28	
TOTALS	RPI 1-25	RPI 26-50	W-L RECORDS	RPI 51-100	RPI 101-150	RPI 150+				
3- 6	0- 0	0- 1	OVERALL	0- 1	0- 0	3- 4				
0- 3	0- 0	0- 0	HOME	0- 0	0- 0	0- 3				
3- 2	0- 0	0- 1	AWAY	0- 1	0- 0	3- 0				
0- 1	0- 0	0- 0	NEUTRAL	0- 0	0- 0	0- 1				
3- 6	0- 0	0- 1	NON-CONFERENCE	0- 1	0- 0	3- 4				
0- 3	0- 0	0- 0	HOME	0- 0	0- 0	0- 3				
3- 2	0- 0	0- 1	AWAY	0- 1	0- 0	3- 0				
0- 1	0- 0	0- 0	NEUTRAL	0- 0	0- 0	0- 1				
0- 0	0- 0	0- 0	CONFERENCE	0- 0	0- 0	0- 0				
0- 0	0- 0	0- 0	HOME	0- 0	0- 0	0- 0				
0- 0	0- 0	0- 0	AWAY	0- 0	0- 0	0- 0				
0- 0	0- 0	0- 0	NEUTRAL	0- 0	0- 0	0- 0				

RPI 1-25				RPI 26-50				RPI 51-100				RPI 101+				Team's RPI: 307	
RPI	S	Opponent	Score	RPI	S	Opponent	Score	RPI	S	Opponent	Score	RPI	S	Opponent	Score		
				28	A	Kentucky	36 91	64	A	Old Dominion	44 68	200	H	Iona	61 68		
												266	H	Ga. Southern	47 91		
												288	N	Wofford	59 60		
												290	A	UNCW	75 63		
												298	H	Col. of Charleston	73 84		
												322	A	N.C. Central	56 46		
												336	A	Western Caro.	63 60		
LAST 10 Division I																	
				336	A	Western Caro.	63 60	266	H	Ga. Southern	47 91						
				290	A	UNCW	75 63	288	N	Wofford	59 60						
				28	A	Kentucky	36 91	64	A	Old Dominion	44 68						
				298	H	Col. of Charleston	73 84	322	A	N.C. Central	56 46						
								200	H	Iona	61 68						

Non-Div I Games:

Winthrop

■ Loss,
 ■ Non-Conf,
 ■ S Site,
 ■ H Home
 ■ A Away
 N Neutral

Average RPI Win:	211	WON-LOST	WINNING	LAST 10	STRENGTH OF	OPP. STRENGTH	TEAM	ADJ.	CONF.	ADJ CONF.
Average RPI Loss:	41	RECORD	PCT. RANK	GAMES	SCHEDULE	OF SCHEDULE	RPI	RPI	RPI	RPI
DIV. I ONLY	8- 3	70	7-3	201	71	86	86	2	2	
DIV. I NON-CONF.	8- 3	69	7-3	203	69	86	86	2	2	
<hr/>										
TOTALS	RPI 1-25	RPI 26-50	W-L RECORDS	RPI 51-100	RPI 101-150	RPI 150+				
8- 3	0- 0	0- 3	OVERALL	2- 0	0- 0	6- 0				
6- 0	0- 0	0- 0	HOME	1- 0	0- 0	5- 0				
1- 2	0- 0	0- 2	AWAY	0- 0	0- 0	1- 0				
1- 1	0- 0	0- 1	NEUTRAL	1- 0	0- 0	0- 0				
8- 3	0- 0	0- 3	NON-CONFERENCE	2- 0	0- 0	6- 0				
6- 0	0- 0	0- 0	HOME	1- 0	0- 0	5- 0				
1- 2	0- 0	0- 2	AWAY	0- 0	0- 0	1- 0				
1- 1	0- 0	0- 1	NEUTRAL	1- 0	0- 0	0- 0				
0- 0	0- 0	0- 0	CONFERENCE	0- 0	0- 0	0- 0				
0- 0	0- 0	0- 0	HOME	0- 0	0- 0	0- 0				
0- 0	0- 0	0- 0	AWAY	0- 0	0- 0	0- 0				
0- 0	0- 0	0- 0	NEUTRAL	0- 0	0- 0	0- 0				

RPI 1-25				RPI 26-50				RPI 51-100				Team's RPI: 86		RPI 101+			
RPI	S	Opponent	Score	RPI	S	Opponent	Score	RPI	S	Opponent	Score	RPI	S	Opponent	Score		
				30	A	Georgia Tech	41 60	69	H	North Florida	75 62	198	H	Milwaukee	71 40		
				44	A	Colorado	57 74	72	N	Ball St.	67 56	230	H	Prairie View	68 42		
				48	N	Arkansas	64 68					253	H	Eastern Ill.	63 55		
												286	A	North Dakota St.	64 63		
												288	H	Wofford	78 65		
												289	H	Alabama St.	85 67		
LAST 10 Division I																	
				230	H	Prairie View	68 42	72	N	Ball St.	67 56						
				289	H	Alabama St.	85 67	253	H	Eastern Ill.	63 55						
				286	A	North Dakota St.	64 63	198	H	Milwaukee	71 40						
				30	A	Georgia Tech	41 60	44	A	Colorado	57 74						
				48	N	Arkansas	64 68	288	H	Wofford	78 65						

Non-Div I Games:

Wisconsin

Average RPI Win:	286	WON-LOST	WINNING	LAST 10	STRENGTH OF	OPP. STRENGTH	TEAM	ADJ.	CONF.	ADJ CONF.
Average RPI Loss:	180	RECORD	PCT. RANK	GAMES	SCHEDULE	OF SCHEDULE	RPI	RPI	RPI	RPI
DIV. I ONLY	4- 7	229	4-6	194	336	288	288	21	21	
DIV. I NON-CONF.	4- 7	230	4-6	195	335	290	290	21	21	
TOTALS	RPI 1-25	RPI 26-50	W-L RECORDS	RPI 51-100	RPI 101-150	RPI 150+				
4- 7	0- 0	0- 0	OVERALL	0- 1	0- 2	4- 4				
3- 3	0- 0	0- 0	HOME	0- 0	0- 1	3- 2				
0- 4	0- 0	0- 0	AWAY	0- 1	0- 1	0- 2				
1- 0	0- 0	0- 0	NEUTRAL	0- 0	0- 0	1- 0				
4- 7	0- 0	0- 0	NON-CONFERENCE	0- 1	0- 2	4- 4				
3- 3	0- 0	0- 0	HOME	0- 0	0- 1	3- 2				
0- 4	0- 0	0- 0	AWAY	0- 1	0- 1	0- 2				
1- 0	0- 0	0- 0	NEUTRAL	0- 0	0- 0	1- 0				
0- 0	0- 0	0- 0	CONFERENCE	0- 0	0- 0	0- 0				
0- 0	0- 0	0- 0	HOME	0- 0	0- 0	0- 0				
0- 0	0- 0	0- 0	AWAY	0- 0	0- 0	0- 0				
0- 0	0- 0	0- 0	NEUTRAL	0- 0	0- 0	0- 0				

RPI 1-25			RPI 26-50			RPI 51-100			RPI 101+			Team's RPI: 288
RPI	S	Opponent	Score	RPI	S	Opponent	Score	RPI	S	Opponent	Score	
						86 A Wisconsin	65 78	106 A Auburn		82 84		
								143 H Coastal Caro.		73 78		
								153 A Gardner-Webb		53 67		
								234 A Northern Ky.		72 80		
								266 H Ga. Southern		57 70		
								271 H Presbyterian		67 60		
								274 H UNC Asheville		75 38		
								275 H Appalachian St.		51 54		
								291 H Longwood		79 76		
								307 N Winthrop		60 59		
LAST 10 Division I												
234 A Northern Ky.		72 80	307 N Winthrop		60 59							
274 H UNC Asheville		75 38	291 H Longwood		79 76							
275 H Appalachian St.		51 54	143 H Coastal Caro.		73 78							
266 H Ga. Southern		57 70	153 A Gardner-Webb		53 67							
271 H Presbyterian		67 60	86 A Wisconsin		65 78							

Non-Div I Games: Erskine 100 38 UNKNOWN 89 38

Wofford

Loss, Non-Conf, S Site, H Home A Away N Neutral

Average RPI Win:	203	WON-LOST	WINNING	LAST 10	STRENGTH OF	OPP. STRENGTH	TEAM	ADJ.	CONF.	ADJ CONF.
Average RPI Loss:	122	RECORD	PCT. RANK	GAMES	SCHEDULE	OF SCHEDULE	RPI	RPI	RPI	RPI
DIV. I ONLY	4- 6	213	4-6	98	186	156	156	18	18	
DIV. I NON-CONF.	4- 6	210	4-6	97	188	157	157	18	18	
TOTALS	RPI 1-25	RPI 26-50	W-L RECORDS	RPI 51-100	RPI 101-150	RPI 150+				
4- 6	0- 0	0- 0	OVERALL	1- 3	0- 2	3- 1				
1- 1	0- 0	0- 0	HOME	1- 1	0- 0	0- 0				
2- 3	0- 0	0- 0	AWAY	0- 1	0- 2	2- 0				
1- 2	0- 0	0- 0	NEUTRAL	0- 1	0- 0	1- 1				
4- 6	0- 0	0- 0	NON-CONFERENCE	1- 3	0- 2	3- 1				
1- 1	0- 0	0- 0	HOME	1- 1	0- 0	0- 0				
2- 3	0- 0	0- 0	AWAY	0- 1	0- 2	2- 0				
1- 2	0- 0	0- 0	NEUTRAL	0- 1	0- 0	1- 1				
0- 0	0- 0	0- 0	CONFERENCE	0- 0	0- 0	0- 0				
0- 0	0- 0	0- 0	HOME	0- 0	0- 0	0- 0				
0- 0	0- 0	0- 0	AWAY	0- 0	0- 0	0- 0				
0- 0	0- 0	0- 0	NEUTRAL	0- 0	0- 0	0- 0				

RPI 1-25			RPI 26-50			RPI 51-100			RPI 101+			Team's RPI: 156
RPI	S	Opponent	Score	RPI	S	Opponent	Score	RPI	S	Opponent	Score	
						51 N Kansas	63 74	102 A UT Arlington		62 68		
						83 A UCF	53 69	133 A Iowa St.		71 79		
						87 H Abilene Christian	64 83	182 A SMU		69 61		
						99 H CSU Bakersfield	65 60	246 A Xavier		86 74		
								277 N St. Bonaventure		56 57		
								285 N Loyola Maryland		66 51		
LAST 10 Division I												
						83 A UCF	53 69	285 N Loyola Maryland		66 51		
						277 N St. Bonaventure	56 57	51 N Kansas		63 74		
						133 A Iowa St.	71 79	246 A Xavier		86 74		
						182 A SMU	69 61	99 H CSU Bakersfield		65 60		
						102 A UT Arlington	62 68	87 H Abilene Christian		64 83		

Non-Div I Games: Marian (IN) 64 60

Wright St.

■ Loss,
 ■ Non-Conf,
 ■ S Site,
 ■ H Home
 ■ A Away
 N Neutral

Wyoming

Through Games Of Dec. 21, 2019

Average RPI Win:	251	WON-LOST	WINNING	LAST 10	STRENGTH OF	OPP. STRENGTH	TEAM	ADJ.	CONF.	ADJ CONF.
Average RPI Loss:	118	RECORD	PCT. RANK	GAMES	SCHEDULE	OF SCHEDULE	RPI	RPI	RPI	RPI
DIV. I ONLY	5- 5	164	5-5	235	144	190	190	24	24	
DIV. I NON-CONF.	3- 5	224	3-5	205	123	242	242	24	24	
TOTALS	RPI 1-25	RPI 26-50	W-L RECORDS	RPI 51-100	RPI 101-150	RPI 150+				
5- 5	0- 1	0- 1	OVERALL	0- 0	0- 2	5- 1				
2- 3	0- 1	0- 1	HOME	0- 0	0- 1	2- 0				
3- 2	0- 0	0- 0	AWAY	0- 0	0- 1	3- 1				
0- 0	0- 0	0- 0	NEUTRAL	0- 0	0- 0	0- 0				
3- 5	0- 1	0- 1	NON-CONFERENCE	0- 0	0- 2	3- 1				
2- 3	0- 1	0- 1	HOME	0- 0	0- 1	2- 0				
1- 2	0- 0	0- 0	AWAY	0- 0	0- 1	1- 1				
0- 0	0- 0	0- 0	NEUTRAL	0- 0	0- 0	0- 0				
2- 0	0- 0	0- 0	CONFERENCE	0- 0	0- 0	2- 0				
0- 0	0- 0	0- 0	HOME	0- 0	0- 0	0- 0				
2- 0	0- 0	0- 0	AWAY	0- 0	0- 0	2- 0				
0- 0	0- 0	0- 0	NEUTRAL	0- 0	0- 0	0- 0				

RPI 1-25				RPI 26-50				RPI 51-100				RPI 101+ Team's RPI: 190			
RPI	S	Opponent	Score	RPI	S	Opponent	Score	RPI	S	Opponent	Score	RPI	S	Opponent	Score
6	H	Gonzaga	54 65	44	H	Colorado	56 66					118	A	South Dakota St.	40 67
												144	H	Northern Colo.	44 46
												159	H	Saint Mary's (CA)	69 67
												160	A	New Mexico	73 66
												278	A	Denver	57 71
												286	A	North Dakota St.	66 57
												312	A	Air Force	65 63
												337	H	Mississippi Val.	95 22
LAST 10 Division I															
6	H	Gonzaga	54 65	286	A	North Dakota St.	66 57								
144	H	Northern Colo.	44 46	118	A	South Dakota St.	40 67								
337	H	Mississippi Val.	95 22	44	H	Colorado	56 66								
160	A	New Mexico	73 66	278	A	Denver	57 71								
312	A	Air Force	65 63	159	H	Saint Mary's (CA)	69 67								

Non-Div I Games: Colo. Christian 70 31

Wyoming

■ Loss,
 ■ Non-Conf,
 ■ S Site,
 ■ H Home
 ■ A Away
 N Neutral

Average RPI Win: 193	WON-LOST	WINNING	LAST 10	STRENGTH OF	OPP. STRENGTH	TEAM	ADJ.	CONF.	ADJ CONF.
Average RPI Loss: 111	RECORD	PCT. RANK	GAMES	SCHEDULE	OF SCHEDULE	RPI	RPI	RPI	RPI
DIV. I ONLY	1- 10	332	0-10	28	188	246	246	5	5
DIV. I NON-CONF.	1- 10	332	0-10	28	190	247	247	5	5
TOTALS	RPI 1-25	RPI 26-50	W-L RECORDS	RPI 51-100	RPI 101-150	RPI 150+			
1- 10	0- 1	0- 1	OVERALL	0- 2	0- 2	1- 4			
1- 4	0- 0	0- 1	HOME	0- 0	0- 1	1- 2			
0- 4	0- 0	0- 0	AWAY	0- 2	0- 1	0- 1			
0- 2	0- 1	0- 0	NEUTRAL	0- 0	0- 0	0- 1			
1- 10	0- 1	0- 1	NON-CONFERENCE	0- 2	0- 2	1- 4			
1- 4	0- 0	0- 1	HOME	0- 0	0- 1	1- 2			
0- 4	0- 0	0- 0	AWAY	0- 2	0- 1	0- 1			
0- 2	0- 1	0- 0	NEUTRAL	0- 0	0- 0	0- 1			
0- 0	0- 0	0- 0	CONFERENCE	0- 0	0- 0	0- 0			
0- 0	0- 0	0- 0	HOME	0- 0	0- 0	0- 0			
0- 0	0- 0	0- 0	AWAY	0- 0	0- 0	0- 0			
0- 0	0- 0	0- 0	NEUTRAL	0- 0	0- 0	0- 0			

RPI 1-25				RPI 26-50				RPI 51-100				RPI 101+ Team's RPI: 246			
RPI	S	Opponent	Score	RPI	S	Opponent	Score	RPI	S	Opponent	Score	RPI	S	Opponent	Score
19	N	Northwestern	59 79	44	H	Colorado	53 62	55	A	Temple	65 78	109	A	Rider	57 64
								72	A	Ball St.	49 70	122	H	Cincinnati	78 85
												156	H	Wright St.	74 86
												163	A	Robert Morris	57 71
												183	H	Eastern Ky.	55 56
												189	N	Florida	64 67
												193	H	Utah	70 63
LAST 10 Division I															
19	N	Northwestern	59 79	163	A	Robert Morris	57 71								
189	N	Florida	64 67	156	H	Wright St.	74 86								
122	H	Cincinnati	78 85	72	A	Ball St.	49 70								
183	H	Eastern Ky.	55 56	109	A	Rider	57 64								
44	H	Colorado	53 62	55	A	Temple	65 78								

Non-Div I Games:

Xavier

■ Loss,
 ■ Non-Conf, S Site,
 ■ Home
 ■ Away
 N Neutral

Average RPI Win:	201	WON-LOST	WINNING	LAST 10	STRENGTH OF	OPP. STRENGTH	TEAM	ADJ.	CONF.	ADJ CONF.
Average RPI Loss:	46	RECORD	PCT. RANK	GAMES	SCHEDULE	OF SCHEDULE	RPI	RPI	RPI	RPI
DIV. I ONLY	7- 3	78	7-3	118	136	60	60	10	10	
DIV. I NON-CONF.	7- 3	77	7-3	119	138	61	61	10	10	
TOTALS	RPI 1-25	RPI 26-50	W-L RECORDS	RPI 51-100	RPI 101-150	RPI 150+				
7- 3	0- 1	0- 0	OVERALL	1- 2	0- 0	6- 0				
3- 1	0- 0	0- 0	HOME	1- 1	0- 0	2- 0				
3- 2	0- 1	0- 0	AWAY	0- 1	0- 0	3- 0				
1- 0	0- 0	0- 0	NEUTRAL	0- 0	0- 0	1- 0				
7- 3	0- 1	0- 0	NON-CONFERENCE	1- 2	0- 0	6- 0				
3- 1	0- 0	0- 0	HOME	1- 1	0- 0	2- 0				
3- 2	0- 1	0- 0	AWAY	0- 1	0- 0	3- 0				
1- 0	0- 0	0- 0	NEUTRAL	0- 0	0- 0	1- 0				
0- 0	0- 0	0- 0	CONFERENCE	0- 0	0- 0	0- 0				
0- 0	0- 0	0- 0	HOME	0- 0	0- 0	0- 0				
0- 0	0- 0	0- 0	AWAY	0- 0	0- 0	0- 0				
0- 0	0- 0	0- 0	NEUTRAL	0- 0	0- 0	0- 0				

RPI 1-25				RPI 26-50				RPI 51-100 Team's RPI: 60				RPI 101+			
RPI	S	Opponent	Score	RPI	S	Opponent	Score	RPI	S	Opponent	Score	RPI	S	Opponent	Score
17	A	UCLA	65 100					52	H	St. John's (NY)	66 80	170	N	Fresno St.	87 67
								65	H	Providence	82 79	178	H	Quinnipiac	63 59
								70	A	Colgate	67 70	188	A	Northeastern	78 63
												250	A	UMass Lowell	67 59
												270	A	LMU (CA)	81 65
												283	H	Sacred Heart	87 40
LAST 10 Division I															
283	H	Sacred Heart	87 40	188	A	Northeastern	78 63								
52	H	St. John's (NY)	66 80	250	A	UMass Lowell	67 59								
270	A	LMU (CA)	81 65	70	A	Colgate	67 70								
170	N	Fresno St.	87 67	178	H	Quinnipiac	63 59								
17	A	UCLA	65 100	65	H	Providence	82 79								

Non-Div I Games:

Yale

Average RPI Win:	227	WON-LOST	WINNING	LAST 10	STRENGTH OF	OPP. STRENGTH	TEAM	ADJ.	CONF.	ADJ CONF.
Average RPI Loss:	90	RECORD	PCT. RANK	GAMES	SCHEDULE	OF SCHEDULE	RPI	RPI	RPI	RPI
DIV. I ONLY	5- 4	142	5-4	234	87	150	150	18	18	
DIV. I NON-CONF.	5- 4	139	5-4	237	88	153	153	18	18	
TOTALS	RPI 1-25	RPI 26-50	W-L RECORDS	RPI 51-100	RPI 101-150	RPI 150+				
5- 4	0- 1	0- 0	OVERALL	0- 1	0- 1	5- 1				
3- 1	0- 0	0- 0	HOME	0- 1	0- 0	3- 0				
2- 3	0- 1	0- 0	AWAY	0- 0	0- 1	2- 1				
0- 0	0- 0	0- 0	NEUTRAL	0- 0	0- 0	0- 0				
5- 4	0- 1	0- 0	NON-CONFERENCE	0- 1	0- 1	5- 1				
3- 1	0- 0	0- 0	HOME	0- 1	0- 0	3- 0				
2- 3	0- 1	0- 0	AWAY	0- 0	0- 1	2- 1				
0- 0	0- 0	0- 0	NEUTRAL	0- 0	0- 0	0- 0				
0- 0	0- 0	0- 0	CONFERENCE	0- 0	0- 0	0- 0				
0- 0	0- 0	0- 0	HOME	0- 0	0- 0	0- 0				
0- 0	0- 0	0- 0	AWAY	0- 0	0- 0	0- 0				
0- 0	0- 0	0- 0	NEUTRAL	0- 0	0- 0	0- 0				

RPI S	Opponent	Score	RPI S	Opponent	Score	RPI S	Opponent	Score	RPI S	Opponent	Score	Team's RPI: 150
13	A Indiana	56 93				66	H Kent St.	73 82	118	A Akron	62 91	
									163	A Robert Morris	43 58	
									183	A Eastern Ky.	72 63	
									196	H Eastern Mich.	79 77	
									206	A Saint Francis (PA)	56 46	
									211	H Wagner	64 42	
									339	H Canisius	87 59	
LAST 10 Division I												
13	A Indiana	56 93	196	H Eastern Mich.	79 77							
206	A Saint Francis (PA)	56 46	163	A Robert Morris	43 58							
183	A Eastern Ky.	72 63	66	H Kent St.	73 82							
211	H Wagner	64 42	339	H Canisius	87 59							
118	A Akron	62 91										

Non-Div I Games: Lake Erie 83 48 Muskingum 92 46

Youngstown St.

Loss, Non-Conf, S Site, H Home A Away N Neutral